

Average RPI Win:	295	WON-LOST	WINNING	LAST 10	STRENGTH OF	OPP. STRENGTH	TEAM	ADJ.	CONF.	ADJ CONF.
Average RPI Loss:	175	RECORD	PCT. RANK	GAMES	SCHEDULE	OF SCHEDULE	RPI	RPI	RPI	RPI
DIV. I ONLY	12- 10	149	7- 3	293	345	224	224	26	26	
DIV. I NON-CONF.	3- 4	209	0- 0	249	349	246	246	26	26	

TOTALS	RPI 1-25	RPI 26-50	W-L RECORDS	RPI 51-100	RPI 101-999	RPI 201+				
12- 10	0- 0	0- 0	OVERALL	0- 1	12- 9	12- 4				
7- 3	0- 0	0- 0	HOME	0- 1	7- 2	7- 0				
3- 7	0- 0	0- 0	AWAY	0- 0	3- 1	3- 1				
2- 0	0- 0	0- 0	NEUTRAL	0- 0	2- 0	2- 0				
3- 4	0- 0	0- 0	NON-CONFERENCE	0- 1	3- 3	3- 2				
1- 1	0- 0	0- 0	HOME	0- 1	1- 0	1- 0				
0- 3	0- 0	0- 0	AWAY	0- 0	0- 3	0- 2				
2- 0	0- 0	0- 0	NEUTRAL	0- 0	2- 0	2- 0				
9- 6	0- 0	0- 0	CONFERENCE	0- 0	9- 6	9- 2				
6- 2	0- 0	0- 0	HOME	0- 0	6- 2	6- 0				
3- 4	0- 0	0- 0	AWAY	0- 0	3- 4	3- 2				
0- 0	0- 0	0- 0	NEUTRAL	0- 0	0- 0	0- 0				

RPI 1-25				RPI 26-50				RPI 51-100				RPI 101+				Team's RPI: 224
RPI	S	Opponent	Score	RPI	S	Opponent	Score	RPI	S	Opponent	Score	RPI	S	Opponent	Score	
								91	H	Rice	56 67	109	A	SFA	58 59	
												116	A	Lamar University	59 65	
												116	H	Lamar University	31 70	
												127	H	Central Ark.	50 58	
												188	A	UTEP	49 69	
												226	A	Abilene Christian	59 61	
												226	H	Abilene Christian	70 51	
												229	A	New Orleans	49 66	
												229	H	New Orleans	75 68	
												233	A	New Mexico St.	61 70	
												237	H	Nicholls St.	76 55	
												257	N	Prairie View	72 62	
												291	H	Southeastern La.	56 52	
												304	A	Incarnate Word	62 58	
												315	A	UTRGV	53 56	
												315	H	UTRGV	71 41	
												323	H	Houston Baptist	50 49	
												332	A	Northwestern St.	62 56	
												339	A	Sam Houston St.	67 57	
												339	H	Sam Houston St.	62 48	
												342	N	Florida A&M	58 55	
LAST 12 Division I GAMES:																
226	H	Abilene Christian	70 51	291	H	Southeastern La.	56 52									
116	A	Lamar University	59 65	323	H	Houston Baptist	50 49									
109	A	SFA	58 59	226	A	Abilene Christian	59 61									
229	H	New Orleans	75 68	237	H	Nicholls St.	76 55									
339	H	Sam Houston St.	62 48	229	A	New Orleans	49 66									
304	A	Incarnate Word	62 58	339	A	Sam Houston St.	67 57									

Non-Div I Games: Tex. A&M Int'l 53 34 St. Thomas Houston 72 42 McMurry 62 43 Texas Lutheran 87 56
A&M-Corpus Christi

Average RPI Win: 280	WON-LOST RECORD	WINNING PCT. RANK	LAST 10 GAMES	STRENGTH OF SCHEDULE	OPP. STRENGTH OF SCHEDULE	TEAM RPI	ADJ. RPI	CONF. RPI	ADJ CONF. RPI
Average RPI Loss: 164									
DIV. I ONLY	11- 10	161	4- 6	315	286	226	226	26	26
DIV. I NON-CONF.	2- 4	239	0- 0	118	170	226	226	26	26

TOTALS	RPI 1-25	RPI 26-50	W-L RECORDS	RPI 51-100	RPI 101-999	RPI 201+			
11- 10	0- 0	0- 0	OVERALL	0- 1	11- 9	10- 4			
8- 1	0- 0	0- 0	HOME	0- 1	8- 0	7- 0			
2- 8	0- 0	0- 0	AWAY	0- 0	2- 8	2- 4			
1- 1	0- 0	0- 0	NEUTRAL	0- 0	1- 1	1- 0			
2- 4	0- 0	0- 0	NON-CONFERENCE	0- 1	2- 3	1- 1			
1- 1	0- 0	0- 0	HOME	0- 1	1- 0	0- 0			
0- 2	0- 0	0- 0	AWAY	0- 0	0- 2	0- 1			
1- 1	0- 0	0- 0	NEUTRAL	0- 0	1- 1	1- 0			
9- 6	0- 0	0- 0	CONFERENCE	0- 0	9- 6	9- 3			
7- 0	0- 0	0- 0	HOME	0- 0	7- 0	7- 0			
2- 6	0- 0	0- 0	AWAY	0- 0	2- 6	2- 3			
0- 0	0- 0	0- 0	NEUTRAL	0- 0	0- 0	0- 0			

RPI 1-25				RPI 26-50				RPI 51-100				RPI 101+ Team's RPI : 226					
RPI	S	Opponent	Score	RPI	S	Opponent	Score	RPI	S	Opponent	Score	RPI	S	Opponent	Score		
								54	H	FGCU	55	94	109	A	SFA	55	66
													116	A	Lamar University	71	77
													123	A	Arkansas	65	79
													127	A	Central Ark.	45	63
													137	H	Idaho	82	72
													152	N	Radford	65	71
													205	A	SMU	44	65
													224	A	A&M-Corpus Christi	51	70
													224	H	A&M-Corpus Christi	61	59
													229	H	New Orleans	80	70
													237	A	Nicholls St.	60	81
													280	A	McNeese	80	75
													281	N	Old Dominion	74	60
													291	A	Southeastern La.	76	78
													291	H	Southeastern La.	86	80
													304	H	Incarnate Word	58	56
													323	H	Houston Baptist	80	68
													332	H	Northwestern St.	80	41
													339	A	Sam Houston St.	75	72
													339	H	Sam Houston St.	83	65
LAST 12 Division I GAMES:																	
224	A	A&M-Corpus Christi	51	70	224	H	A&M-Corpus Christi	61	59								
291	A	Southeastern La.	76	78	127	A	Central Ark.	45	63								
304	H	Incarnate Word	58	56	109	A	SFA	55	66								
237	A	Nicholls St.	60	81	332	H	Northwestern St.	80	41								
339	A	Sam Houston St.	75	72	323	H	Houston Baptist	80	68								
116	A	Lamar University	71	77	291	H	Southeastern La.	86	80								

Non-Div I Games: Southwest (NM) 91 47 Schreiner 97 48 Howard Payne 88 46 Midwestern St. 88 67 Abilene Christian

Average RPI Win:	276	WON-LOST	WINNING	LAST 10	STRENGTH OF	OPP. STRENGTH	TEAM	ADJ.	CONF.	ADJ CONF.
Average RPI Loss:	150	RECORD	PCT. RANK	GAMES	SCHEDULE	OF SCHEDULE	RPI	RPI	RPI	RPI
DIV. I ONLY	3- 22	332	3- 7	108	189	297	297	16	16	
DIV. I NON-CONF.	0- 10	337	0- 0	97	273	317	317	15	15	

TOTALS	RPI 1-25	RPI 26-50	W-L RECORDS	RPI 51-100	RPI 101-999	RPI 201+				
3- 22	0- 1	0- 0	OVERALL	0- 5	3- 16	3- 4				
2- 11	0- 1	0- 0	HOME	0- 2	2- 8	2- 1				
1- 11	0- 0	0- 0	AWAY	0- 3	1- 8	1- 3				
0- 0	0- 0	0- 0	NEUTRAL	0- 0	0- 0	0- 0				
0- 10	0- 1	0- 0	NON-CONFERENCE	0- 1	0- 8	0- 2				
0- 5	0- 1	0- 0	HOME	0- 0	0- 4	0- 0				
0- 5	0- 0	0- 0	AWAY	0- 1	0- 4	0- 2				
0- 0	0- 0	0- 0	NEUTRAL	0- 0	0- 0	0- 0				
3- 12	0- 0	0- 0	CONFERENCE	0- 4	3- 8	3- 2				
2- 6	0- 0	0- 0	HOME	0- 2	2- 4	2- 1				
1- 6	0- 0	0- 0	AWAY	0- 2	1- 4	1- 1				
0- 0	0- 0	0- 0	NEUTRAL	0- 0	0- 0	0- 0				

RPI 1-25				RPI 26-50				RPI 51-100				RPI 101+				Team's RPI: 297
RPI	S	Opponent	Score	RPI	S	Opponent	Score	RPI	S	Opponent	Score	RPI	S	Opponent	Score	
4	H	Louisville	50 62					82	A	Navy	64 71	124	A	Colorado St.	50 61	
								84	A	UNLV	57 69	124	H	Colorado St.	39 40	
								84	H	UNLV	59 67	136	A	Fresno St.	48 64	
								93	A	New Mexico	49 57	136	H	Fresno St.	58 64	
								93	H	New Mexico	59 88	143	A	SIUE	40 76	
												145	H	Colorado	43 68	
												146	A	Boise St.	46 49	
												146	H	Boise St.	47 58	
												154	H	Eastern Wash.	63 65	
												163	H	Army West Point	59 65	
												167	H	Denver	54 75	
												171	A	Weber St.	52 62	
												219	A	Nevada	60 70	
												245	H	San Jose St.	74 75	
												265	A	San Diego St.	56 48	
												265	H	San Diego St.	61 51	
												298	H	Utah St.	57 50	
												307	A	FIU	69 70	
												326	A	Utah Valley	56 59	
LAST 12 Division I GAMES:																
265	A	San Diego St.	56 48	136	A	Fresno St.	48 64									
146	H	Boise St.	47 58	146	A	Boise St.	46 49									
84	H	UNLV	59 67	298	H	Utah St.	57 50									
93	A	New Mexico	49 57	124	H	Colorado St.	39 40									
124	A	Colorado St.	50 61	245	H	San Jose St.	74 75									
265	H	San Diego St.	61 51	84	A	UNLV	57 69									

Non-Div I Games: Colo. Christian 66 68

Air Force

Loss,
Non-Conf,
S Site,
H Home
A Away
N Neutral

Average RPI Win:	230	WON-LOST	WINNING	LAST 10	STRENGTH OF	OPP. STRENGTH	TEAM	ADJ.	CONF.	ADJ CONF.
Average RPI Loss:	74	RECORD	PCT. RANK	GAMES	SCHEDULE	OF SCHEDULE	RPI	RPI	RPI	RPI
DIV. I ONLY	7- 18	284	2- 8	44	96	216	216	7	7	
DIV. I NON-CONF.	5- 5	170	0- 0	104	200	178	178	8	8	

TOTALS	RPI 1-25	RPI 26-50	W-L RECORDS	RPI 51-100	RPI 101-999	RPI 201+				
7- 18	0- 3	0- 3	OVERALL	0- 7	7- 5	3- 1				
5- 9	0- 2	0- 2	HOME	0- 2	5- 3	3- 1				
1- 8	0- 1	0- 1	AWAY	0- 4	1- 2	0- 0				
1- 1	0- 0	0- 0	NEUTRAL	0- 1	1- 0	0- 0				
5- 5	0- 1	0- 0	NON-CONFERENCE	0- 3	5- 1	3- 0				
4- 2	0- 1	0- 0	HOME	0- 1	4- 0	3- 0				
0- 2	0- 0	0- 0	AWAY	0- 1	0- 1	0- 0				
1- 1	0- 0	0- 0	NEUTRAL	0- 1	1- 0	0- 0				
2- 13	0- 2	0- 3	CONFERENCE	0- 4	2- 4	0- 1				
1- 7	0- 1	0- 2	HOME	0- 1	1- 3	0- 1				
1- 6	0- 1	0- 1	AWAY	0- 3	1- 1	0- 0				
0- 0	0- 0	0- 0	NEUTRAL	0- 0	0- 0	0- 0				

RPI 1-25				RPI 26-50				RPI 51-100				RPI 101+ Team's RPI: 216			
RPI	S	Opponent	Score	RPI	S	Opponent	Score	RPI	S	Opponent	Score	RPI	S	Opponent	Score
14	A	Buffalo	71 85	27	H	Central Mi ch.	86 95	54	H	FGCU	63 82	106	A	Bucknell	52 63
14	H	Buffalo	66 89	39	A	Ball St.	65 97	63	A	Tol edo	54 60	110	A	Western Mi ch.	60 76
22	H	Maryland	54 75	39	H	Ball St.	61 74	69	N	Harvard	63 76	110	H	Western Mi ch.	51 59
								73	A	Duquesne	60 66	126	H	Northern Ill.	61 84
								86	A	Ohio	67 70	143	N	SIUE	59 58
								87	A	Miami (OH)	67 75	156	H	Kent St.	75 60
								87	H	Miami (OH)	50 77	168	H	Youngstown St.	75 58
												201	A	Eastern Mi ch.	77 65
												210	H	Bowling Green	64 66
												291	H	Southeastern La.	66 54
												314	H	Eastern Ky.	62 45
												340	H	Winthrop	69 43
LAST 12 Division I GAMES:															
87	H	Miami (OH)	50 77	156	H	Kent St.	75 60	110	H	Western Mi ch.	51 59	27	H	Central Mi ch.	86 95
14	A	Buffalo	71 85	63	A	Tol edo	54 60	87	A	Miami (OH)	67 75	210	H	Bowling Green	64 66
201	A	Eastern Mi ch.	77 65	69	N	Harvard	63 76	39	H	Ball St.	61 74				
126	H	Northern Ill.	61 84												
110	A	Western Mi ch.	60 76												
39	A	Ball St.	65 97												

Non-Div I Games: Ohio Christian 93 33

Akron

Average RPI Win:	320	WON-LOST	WINNING	LAST 10	STRENGTH OF	OPP. STRENGTH	TEAM	ADJ.	CONF.	ADJ CONF.
Average RPI Loss:	223	RECORD	PCT. RANK	GAMES	SCHEDULE	OF SCHEDULE	RPI	RPI	RPI	RPI
DIV. I ONLY	10- 15	227	3- 7	348	344	318	318	32	32	
DIV. I NON-CONF.	5- 6	187	0- 0	307	339	239	239	32	32	

TOTALS	RPI 1-25	RPI 26-50	W-L RECORDS	RPI 51-100	RPI 101-999	RPI 201+				
10- 15	0- 0	0- 0	OVERALL	0- 2	10- 13	10- 9				
5- 5	0- 0	0- 0	HOME	0- 0	5- 5	5- 4				
5- 9	0- 0	0- 0	AWAY	0- 0	5- 6	5- 5				
0- 1	0- 0	0- 0	NEUTRAL	0- 0	0- 1	0- 0				
5- 6	0- 0	0- 0	NON-CONFERENCE	0- 2	5- 4	5- 2				
2- 1	0- 0	0- 0	HOME	0- 0	2- 1	2- 1				
3- 4	0- 0	0- 0	AWAY	0- 2	3- 2	3- 1				
0- 1	0- 0	0- 0	NEUTRAL	0- 0	0- 1	0- 0				
5- 9	0- 0	0- 0	CONFERENCE	0- 0	5- 9	5- 7				
3- 4	0- 0	0- 0	HOME	0- 0	3- 4	3- 3				
2- 5	0- 0	0- 0	AWAY	0- 0	2- 5	2- 4				
0- 0	0- 0	0- 0	NEUTRAL	0- 0	0- 0	0- 0				

RPI 1-25				RPI 26-50				RPI 51-100				RPI 101+				Team's RPI: 318		
RPI	S	Opponent	Score	RPI	S	Opponent	Score	RPI	S	Opponent	Score	RPI	S	Opponent	Score			
								77	A	UAB	58	85		153	N	Hartford	47	56
								85	A	Al abama	32	90		179	A	Jacksonville St.	33	49
													186	A	Southern U.	62	77	
													186	H	Southern U.	46	58	
													227	A	Grambl ing	49	78	
													240	H	Austin Peay	52	55	
													241	H	Texas Southern	49	55	
													257	H	Prai rie View	48	55	
													261	A	Lipscomb	50	66	
													291	A	Southeastern La.	76	74	
													294	H	Murray St.	71	54	
													295	A	Al corn	52	57	
													295	H	Al corn	74	63	
													306	A	Al abama St.	78	69	
													306	H	Al abama St.	44	55	
													307	A	FIU	58	51	
													308	A	Jackson St.	43	59	
													333	A	Tennessee St.	77	75	
													338	A	Ark. -Pi ne Bl uff	48	57	
													338	H	Ark. -Pi ne Bl uff	52	49	
													341	A	Mi ssi ssi ppi Val .	57	49	
													341	H	Mi ssi ssi ppi Val .	65	48	
													349	H	Evansvi l l e	70	56	
LAST 12 Di vi si on I GAMES:																		
186	H	Southern U.	46	58	241	H	Texas Southern	49	55									
295	H	Al corn	74	63	186	A	Southern U.	62	77									
306	H	Al abama St.	44	55	295	A	Al corn	52	57									
341	A	Mi ssi ssi ppi Val .	57	49	306	A	Al abama St.	78	69									
338	A	Ark. -Pi ne Bl uff	48	57	341	H	Mi ssi ssi ppi Val .	65	48									
257	H	Prai rie Vi ew	48	55	338	H	Ark. -Pi ne Bl uff	52	49									

Non-Di v I Games:

Al abama A&M

Average RPI Win:	303	WON-LOST	WINNING	LAST 10	STRENGTH OF	OPP. STRENGTH	TEAM	ADJ.	CONF.	ADJ CONF.
Average RPI Loss:	185	RECORD	PCT. RANK	GAMES	SCHEDULE	OF SCHEDULE	RPI	RPI	RPI	RPI
DIV. I ONLY	7- 17	279	4- 6	273	337	306	306	32	32	
DIV. I NON-CONF.	1- 9	318	0- 0	32	174	255	255	32	32	

TOTALS	RPI 1-25	RPI 26-50	W-L RECORDS	RPI 51-100	RPI 101-999	RPI 201+				
7- 17	0- 2	0- 0	OVERALL	0- 2	7- 13	6- 8				
5- 5	0- 0	0- 0	HOME	0- 0	5- 5	4- 3				
2- 11	0- 2	0- 0	AWAY	0- 2	2- 7	2- 5				
0- 1	0- 0	0- 0	NEUTRAL	0- 0	0- 1	0- 0				
1- 9	0- 2	0- 0	NON-CONFERENCE	0- 2	1- 5	1- 1				
1- 2	0- 0	0- 0	HOME	0- 0	1- 2	1- 0				
0- 6	0- 2	0- 0	AWAY	0- 2	0- 2	0- 1				
0- 1	0- 0	0- 0	NEUTRAL	0- 0	0- 1	0- 0				
6- 8	0- 0	0- 0	CONFERENCE	0- 0	6- 8	5- 7				
4- 3	0- 0	0- 0	HOME	0- 0	4- 3	3- 3				
2- 5	0- 0	0- 0	AWAY	0- 0	2- 5	2- 4				
0- 0	0- 0	0- 0	NEUTRAL	0- 0	0- 0	0- 0				

RPI 1-25				RPI 26-50				RPI 51-100				RPI 101+ Team's RPI: 306			
RPI	S	Opponent	Score	RPI	S	Opponent	Score	RPI	S	Opponent	Score	RPI	S	Opponent	Score
10	A	Tennessee	51 104					51	A	Miami (FL)	31 79	109	N	SFA	50 77
13	A	South Carolina	31 99					77	A	UAB	44 61	150	H	South Ala.	47 59
												157	A	Samford	39 58
												160	H	Troy	63 93
												186	A	Southern U.	58 66
												186	H	Southern U.	58 56
												214	A	Southern Miss.	35 72
												227	A	Grambling	71 93
												241	H	Texas Southern	39 71
												257	H	Prairie View	70 68
												295	A	Alcorn	41 73
												295	H	Alcorn	57 65
												308	A	Jackson St.	61 70
												318	A	Alabama A&M	55 44
												318	H	Alabama A&M	69 78
												338	A	Ark. -Pine Bluff	53 55
												338	H	Ark. -Pine Bluff	63 54
												341	A	Mississippi Val.	70 62
												341	H	Mississippi Val.	76 41
												343	H	Savannah St.	81 61

LAST 12 Division I GAMES:															
295	H	Alcorn	57 65	257	H	Prairie View	70 68								
186	H	Southern U.	58 56	295	A	Alcorn	41 73								
318	A	Alabama A&M	55 44	186	A	Southern U.	58 66								
338	A	Ark. -Pine Bluff	53 55	318	H	Alabama A&M	69 78								
341	A	Mississippi Val.	70 62	338	H	Ark. -Pine Bluff	63 54								
241	H	Texas Southern	39 71	341	H	Mississippi Val.	76 41								

Non-Div I Games: Mobile 61 50

Alabama St.

Loss,
Non-Conf,
S Site,
H Home
A Away
N Neutral

Average RPI Win:	217	WON-LOST	WINNING	LAST 10	STRENGTH OF	OPP. STRENGTH	TEAM	ADJ.	CONF.	ADJ CONF.
Average RPI Loss:	142	RECORD	PCT. RANK	GAMES	SCHEDULE	OF SCHEDULE	RPI	RPI	RPI	RPI
DIV. I ONLY	23- 5	20	8- 2	248	222	79	79	20	20	
DIV. I NON-CONF.	11- 2	22	0- 0	222	159	62	62	24	24	

TOTALS	RPI 1-25	RPI 26-50	W-L RECORDS	RPI 51-100	RPI 101-999	RPI 201+				
23- 5	0- 1	0- 0	OVERALL	3- 1	20- 3	11- 1				
12- 1	0- 0	0- 0	HOME	3- 1	9- 0	5- 0				
9- 4	0- 1	0- 0	AWAY	0- 0	9- 3	6- 1				
2- 0	0- 0	0- 0	NEUTRAL	0- 0	2- 0	0- 0				
11- 2	0- 1	0- 0	NON-CONFERENCE	2- 1	9- 0	6- 0				
4- 1	0- 0	0- 0	HOME	2- 1	2- 0	2- 0				
5- 1	0- 1	0- 0	AWAY	0- 0	5- 0	4- 0				
2- 0	0- 0	0- 0	NEUTRAL	0- 0	2- 0	0- 0				
12- 3	0- 0	0- 0	CONFERENCE	1- 0	11- 3	5- 1				
8- 0	0- 0	0- 0	HOME	1- 0	7- 0	3- 0				
4- 3	0- 0	0- 0	AWAY	0- 0	4- 3	2- 1				
0- 0	0- 0	0- 0	NEUTRAL	0- 0	0- 0	0- 0				

RPI	S	Opponent	Score	RPI	S	Opponent	Score	RPI	S	Opponent	Score	RPI	S	Opponent	Score
22	A	Maryland	58 91					59	H	Fordham	59 52	126	N	Northern Ill.	97 91
								60	H	St. John's (NY)	66 71	149	A	Binghamton	57 53
								81	H	Maine	68 54	149	H	Binghamton	63 46
								95	H	Dartmouth	76 61	153	A	Hartford	55 70
												153	H	Hartford	66 53
												159	N	Southern Ill.	68 57
												182	A	Stony Brook	72 68
												182	H	Stony Brook	64 58
												185	A	New Hampshire	68 74
												185	H	New Hampshire	66 53
												191	A	Siena	78 63
												236	A	Holy Cross	65 56
												248	A	Manhattan	62 56
												250	H	St. Bonaventure	69 52
												290	A	Vermont	57 62
												290	H	Vermont	67 55
												296	A	Central Conn. St.	72 60
												299	A	Monmouth	68 44
												321	A	UMBC	78 75
												321	H	UMBC	79 45
												334	H	Wagner	89 44
												344	A	UMass Lowell	61 52
												344	H	UMass Lowell	93 60
LAST 12 Division I GAMES:															
149	A	Binghamton	57 53	182	H	Stony Brook	64 58								
321	H	UMBC	79 45	290	H	Vermont	67 55								
153	H	Hartford	66 53	321	A	UMBC	78 75								
290	A	Vermont	57 62	344	A	UMass Lowell	61 52								
344	H	UMass Lowell	93 60	149	H	Binghamton	63 46								
185	A	New Hampshire	68 74	81	H	Maine	68 54								

Non-Div I Games:

Albany (NY)

Loss,
Non-Conf,
S Site,
H Home
A Away
N Neutral

Average RPI Win: 312
Average RPI Loss: 218

WON-LOST
RECORD

WINNING
PCT. RANK

LAST 10
GAMES

STRENGTH OF
SCHEDULE

OPP. STRENGTH
OF SCHEDULE

TEAM
RPI

ADJ.
RPI

CONF.
RPI

ADJ CONF.
RPI

DIV. I ONLY	8- 15	254	5- 5	336	349	295	295	32	32
DIV. I NON-CONF.	1- 7	310	0- 0	139	318	270	270	32	32
TOTALS	RPI 1-25	RPI 26-50	W-L RECORDS	RPI 51-100	RPI 101-999	RPI 201+			
8- 15	0- 0	0- 0	OVERALL	0- 0	8- 15	8- 8			
3- 3	0- 0	0- 0	HOME	0- 0	3- 3	3- 3			
5- 10	0- 0	0- 0	AWAY	0- 0	5- 4	5- 2			
0- 2	0- 0	0- 0	NEUTRAL	0- 0	0- 2	0- 0			
1- 7	0- 0	0- 0	NON-CONFERENCE	0- 0	1- 7	1- 1			
0- 0	0- 0	0- 0	HOME	0- 0	0- 0	0- 0			
1- 5	0- 0	0- 0	AWAY	0- 0	1- 5	1- 1			
0- 2	0- 0	0- 0	NEUTRAL	0- 0	0- 2	0- 0			
7- 8	0- 0	0- 0	CONFERENCE	0- 0	7- 8	7- 7			
3- 3	0- 0	0- 0	HOME	0- 0	3- 3	3- 3			
4- 5	0- 0	0- 0	AWAY	0- 0	4- 5	4- 4			
0- 0	0- 0	0- 0	NEUTRAL	0- 0	0- 0	0- 0			

RPI 1-25				RPI 26-50				RPI 51-100				RPI 101+ Team's RPI: 295			
RPI	S	Opponent	Score	RPI	S	Opponent	Score	RPI	S	Opponent	Score	RPI	S	Opponent	Score
												109	N	SFA	79 83
												127	A	Central Ark.	52 75
												138	A	Wichita St.	46 87
												166	A	Louisiana Tech	50 87
												175	A	Louisiana	47 67
												178	N	Oral Roberts	52 76
												186	A	Southern U.	56 64
												214	A	Southern Miss.	67 72
												227	A	Grambling	51 68
												227	H	Grambling	68 75
												241	A	Texas Southern	57 91
												257	A	Prairie View	73 72
												291	A	Southeastern La.	84 77
												306	A	Alabama St.	65 57
												306	H	Alabama St.	73 41
												308	A	Jackson St.	69 94
												308	H	Jackson St.	51 74
												318	A	Alabama A&M	63 74
												318	H	Alabama A&M	57 52
												338	A	Ark.-Pine Bluff	80 77
												338	H	Ark.-Pine Bluff	76 58
												341	A	Mississippi Val.	76 70
												341	H	Mississippi Val.	61 62
LAST 12 Division I GAMES:															
				306	A	Alabama St.	65 57	186	A	Southern U.	56 64				
				318	A	Alabama A&M	63 74	306	H	Alabama St.	73 41				
				338	H	Ark.-Pine Bluff	76 58	318	H	Alabama A&M	57 52				
				341	H	Mississippi Val.	61 62	338	A	Ark.-Pine Bluff	80 77				
				227	A	Grambling	51 68	341	A	Mississippi Val.	76 70				
				308	A	Jackson St.	69 94	227	H	Grambling	68 75				

Non-Di v I Games: Tougalo 76 64 Blue Mountain (MS) 76 35 LeMoyne-Owen 81 54

Alcorn

Loss, Non-Conf, S Site, H Home A Away N Neutral

Average RPI Win:	206	WON-LOST	WINNING	LAST 10	STRENGTH OF	OPP. STRENGTH	TEAM	ADJ.	CONF.	ADJ CONF.
Average RPI Loss:	84	RECORD	PCT. RANK	GAMES	SCHEDULE	OF SCHEDULE	RPI	RPI	RPI	RPI
DIV. I ONLY	23- 4	10	10- 0	233	138	57	57	15	15	
DIV. I NON-CONF.	7- 4	102	0- 0	220	86	102	102	18	18	

TOTALS	RPI 1-25	RPI 26-50	W-L RECORDS	RPI 51-100	RPI 101-999	RPI 201+				
23- 4	0- 0	0- 1	OVERALL	2- 1	21- 2	13- 0				
13- 0	0- 0	0- 0	HOME	2- 0	11- 0	6- 0				
10- 3	0- 0	0- 0	AWAY	0- 1	10- 2	7- 0				
0- 1	0- 0	0- 1	NEUTRAL	0- 0	0- 0	0- 0				
7- 4	0- 0	0- 1	NON-CONFERENCE	1- 1	6- 2	3- 0				
4- 0	0- 0	0- 0	HOME	1- 0	3- 0	1- 0				
3- 3	0- 0	0- 0	AWAY	0- 1	3- 2	2- 0				
0- 1	0- 0	0- 1	NEUTRAL	0- 0	0- 0	0- 0				
16- 0	0- 0	0- 0	CONFERENCE	1- 0	15- 0	10- 0				
9- 0	0- 0	0- 0	HOME	1- 0	8- 0	5- 0				
7- 0	0- 0	0- 0	AWAY	0- 0	7- 0	5- 0				
0- 0	0- 0	0- 0	NEUTRAL	0- 0	0- 0	0- 0				

American

American

RPI S Opponent	Score	RPI S Opponent	Score	RPI S Opponent	Score	RPI S Opponent	Score
		28 N Villanova	60 65	82 H Navy	46 41	101 A George Mason	53 71
				83 H Penn St.	75 66	106 H Bucknell I	68 58
				88 A George Washington	44 61	117 A Delaware	56 72
						163 A Army West Point	64 46
						163 H Army West Point	71 63
						167 H Denver	66 53
						168 H Youngstown St.	78 72
						177 A Tulsa	72 67
						198 A Lehigh	60 44
						198 H Lehigh	82 64
						204 A Boston U.	61 54
						204 H Boston U.	66 50
						222 A Lafayette	74 67
						222 H Lafayette	74 66
						236 A Holy Cross	68 63
						236 H Holy Cross	72 57
						242 H La Salle	66 48
						247 A Loyola Maryland	71 58
						247 H Loyola Maryland	69 56
						277 A Colgate	77 55
						277 H Colgate	67 44
						290 A Vermont	64 62
						321 A UMBC	61 48
LAST 12 Division I GAMES:							
236 H Holy Cross	72 57	277 H Colgate	67 44				
222 H Lafayette	74 66	236 A Holy Cross	68 63				
204 A Boston U.	61 54	222 A Lafayette	74 67				
198 A Lehigh	60 44	204 H Boston U.	66 50				
247 H Loyola Maryland	69 56	198 H Lehigh	82 64				
163 H Army West Point	71 63	247 A Loyola Maryland	71 58				

Non-Div I Games:

American

Average RPI Win:	272	WON-LOST	WINNING	LAST 10	STRENGTH OF	OPP. STRENGTH	TEAM	ADJ.	CONF.	ADJ CONF.
Average RPI Loss:	151	RECORD	PCT. RANK	GAMES	SCHEDULE	OF SCHEDULE	RPI	RPI	RPI	RPI
DIV. I ONLY	7- 20	293	2- 8	159	253	272	272	22	22	
DIV. I NON-CONF.	2- 9	295	0- 0	151	193	257	257	23	23	

TOTALS	RPI 1-25	RPI 26-50	W-L RECORDS	RPI 51-100	RPI 101-999	RPI 201+				
7- 20	0- 0	0- 0	OVERALL	0- 3	7- 17	5- 3				
4- 8	0- 0	0- 0	HOME	0- 2	4- 6	2- 0				
3- 12	0- 0	0- 0	AWAY	0- 0	3- 6	3- 2				
0- 0	0- 0	0- 0	NEUTRAL	0- 0	0- 0	0- 0				
2- 9	0- 0	0- 0	NON-CONFERENCE	0- 3	2- 6	2- 2				
0- 4	0- 0	0- 0	HOME	0- 2	0- 2	0- 0				
2- 5	0- 0	0- 0	AWAY	0- 1	2- 4	2- 2				
0- 0	0- 0	0- 0	NEUTRAL	0- 0	0- 0	0- 0				
5- 11	0- 0	0- 0	CONFERENCE	0- 0	5- 11	3- 1				
4- 4	0- 0	0- 0	HOME	0- 0	4- 4	2- 0				
1- 7	0- 0	0- 0	AWAY	0- 0	1- 7	1- 1				
0- 0	0- 0	0- 0	NEUTRAL	0- 0	0- 0	0- 0				

RPI 1-25				RPI 26-50				RPI 51-100				RPI 101+ Team's RPI: 272			
RPI	S	Opponent	Score	RPI	S	Opponent	Score	RPI	S	Opponent	Score	RPI	S	Opponent	Score
								62	H	Georgia Tech	41 75	102	H	Little Rock	40 52
								77	H	UAB	59 70	115	A	North Carolina	43 56
								97	A	Wake Forest	49 78	121	H	ETSU	57 70
												135	A	Texas St.	50 92
												135	H	Texas St.	54 69
												150	A	South Ala.	52 54
												150	H	South Ala.	57 56
												152	A	Radford	40 61
												160	A	Troy	74 81
												160	H	Troy	64 93
												165	A	UT Arlington	48 49
												165	H	UT Arlington	60 64
												170	H	Davidson	57 59
												175	A	Louisiana	45 61
												200	A	Arkansas St.	52 69
												200	H	Arkansas St.	68 66
												207	A	N.C. A&T	56 81
												218	A	UNC Asheville	60 69
												249	A	Coastal Caro.	68 73
												266	A	Col. of Charleston	76 70
												309	H	Georgia St.	77 62
												316	A	Marshall	56 54
												327	H	Ga. Southern	87 56
												337	A	La.-Monroe	71 67
LAST 12 Division I GAMES:															
				200	A	Arkansas St.	52 69	200	H	Arkansas St.	68 66				
				160	H	Troy	64 93	102	H	Little Rock	40 52				
				150	H	South Ala.	57 56	150	A	South Ala.	52 54				
				249	A	Coastal Caro.	68 73	160	A	Troy	74 81				
				135	A	Texas St.	50 92	327	H	Ga. Southern	87 56				
				165	A	UT Arlington	48 49	309	H	Georgia St.	77 62				

Non-Div I Games:

Appalachian St.

Average RPI Win:	254	WON-LOST	WINNING	LAST 10	STRENGTH OF	OPP. STRENGTH	TEAM	ADJ.	CONF.	ADJ CONF.
Average RPI Loss:	106	RECORD	PCT. RANK	GAMES	SCHEDULE	OF SCHEDULE	RPI	RPI	RPI	RPI
DIV. I ONLY	6- 22	313	1- 9	151	75	278	278	5	5	
DIV. I NON-CONF.	4- 7	226	0- 0	342	279	337	337	3	3	

TOTALS	RPI 1-25	RPI 26-50	W-L RECORDS	RPI 51-100	RPI 101-999	RPI 201+				
6- 22	0- 4	0- 7	OVERALL	0- 3	6- 8	4- 5				
5- 9	0- 1	0- 3	HOME	0- 1	5- 4	3- 3				
1- 12	0- 3	0- 4	AWAY	0- 1	1- 4	1- 2				
0- 1	0- 0	0- 0	NEUTRAL	0- 1	0- 0	0- 0				
4- 7	0- 0	0- 0	NON-CONFERENCE	0- 1	4- 6	4- 5				
3- 3	0- 0	0- 0	HOME	0- 0	3- 3	3- 3				
1- 3	0- 0	0- 0	AWAY	0- 0	1- 3	1- 2				
0- 1	0- 0	0- 0	NEUTRAL	0- 1	0- 0	0- 0				
2- 15	0- 4	0- 7	CONFERENCE	0- 2	2- 2	0- 0				
2- 6	0- 1	0- 3	HOME	0- 1	2- 1	0- 0				
0- 9	0- 3	0- 4	AWAY	0- 1	0- 1	0- 0				
0- 0	0- 0	0- 0	NEUTRAL	0- 0	0- 0	0- 0				

RPI	S	Opponent	Score	RPI	S	Opponent	Score	RPI	S	Opponent	Score	RPI	S	Opponent	Score	Team's RPI: 278
6	A	Oregon	44 62	37	A	Cal i forni a	39 63	72	N	TCU	59 68	103	H	Washington St.	60 78	
9	A	UCLA	46 69	37	H	Cal i forni a	51 53	99	A	Utah	55 89	142	A	Loyol a Marymount	70 84	
15	A	Stanford	42 79	41	A	Oregon St.	48 88	99	H	Utah	56 80	145	A	Col orado	60 79	
15	H	Stanford	46 61	41	H	Oregon St.	40 65					145	H	Col orado	72 63	
				46	A	Southern Cal i forni a	52 78					192	H	Washi ngton	72 70	
				48	A	Ari zona St.	50 75					217	A	CSUN	63 66	
				48	H	Ari zona St.	45 69					233	H	New Mexico St.	83 44	
												235	H	Hawai i	60 65	
												265	H	San Diego St.	67 78	
												298	A	Utah St.	65 49	
												303	A	Northern Ari z.	66 84	
												305	H	Long Beach St.	72 80	
												320	H	Southern Utah	76 74	
												335	H	Iona	71 58	

LAST 12 Division I GAMES:																
41	H	Oregon St.	40 65	103	H	Washington St.	60 78									
48	H	Ari zona St.	45 69	15	A	Stanford	42 79									
48	A	Ari zona St.	50 75	37	A	Cal i forni a	39 63									
46	A	Southern Cal i forni a	52 78	99	H	Utah	56 80									
9	A	UCLA	46 69	145	H	Col orado	72 63									
192	H	Washi ngton	72 70	41	A	Oregon St.	48 88									

Non-Di v I Games:

Ari zona

Average RPI Win:	159	WON-LOST	WINNING	LAST 10	STRENGTH OF	OPP. STRENGTH	TEAM	ADJ.	CONF.	ADJ CONF.
Average RPI Loss:	25	RECORD	PCT. RANK	GAMES	SCHEDULE	OF SCHEDULE	RPI	RPI	RPI	RPI
DIV. I ONLY	19- 10	85	6- 4	48	34	48	48	5	5	
DIV. I NON-CONF.	9- 3	61	0- 0	96	29	53	53	3	3	

TOTALS	RPI 1-25	RPI 26-50	W-L RECORDS	RPI 51-100	RPI 101-999	RPI 201+				
19- 10	2- 7	2- 2	OVERALL	1- 1	14- 0	6- 0				
13- 2	2- 1	1- 0	HOME	0- 1	10- 0	5- 0				
5- 6	0- 4	1- 2	AWAY	1- 0	3- 0	1- 0				
1- 2	0- 2	0- 0	NEUTRAL	0- 0	1- 0	0- 0				
9- 3	1- 3	0- 0	NON-CONFERENCE	0- 0	8- 0	4- 0				
7- 0	1- 0	0- 0	HOME	0- 0	6- 0	4- 0				
1- 1	0- 1	0- 0	AWAY	0- 0	1- 0	0- 0				
1- 2	0- 2	0- 0	NEUTRAL	0- 0	1- 0	0- 0				
10- 7	1- 4	2- 2	CONFERENCE	1- 1	6- 0	2- 0				
6- 2	1- 1	1- 0	HOME	0- 1	4- 0	1- 0				
4- 5	0- 3	1- 2	AWAY	1- 0	2- 0	1- 0				
0- 0	0- 0	0- 0	NEUTRAL	0- 0	0- 0	0- 0				

RPI 1-25				RPI 26-50				Team's RPI: 48				RPI 51-100				RPI 101+			
RPI	S	Opponent	Score	RPI	S	Opponent	Score	RPI	S	Opponent	Score	RPI	S	Opponent	Score	RPI	S	Opponent	Score
3	N	Mississippi St.	57 65	37	A	Cal i forni a	57 42	99	A	Utah	83 81	103	H	Washi ngton St.	77 51				
6	A	Oregon	64 74	37	H	Cal i forni a	80 71	99	H	Utah	56 58	123	H	Arkansas	89 43				
6	H	Oregon	44 57	41	A	Oregon St.	54 57					136	A	Fresno St.	81 49				
8	A	Florida St.	66 77	46	A	Southern Cal i forni a	62 77					137	H	I daho	77 33				
9	A	UCLA	63 71									145	A	Col orado	72 47				
14	H	Buffal o	76 57									145	H	Col orado	73 59				
15	A	Stanford	50 74									192	H	Washi ngton	61 41				
15	H	Stanford	73 66									199	N	Col umbi a	72 48				
16	N	Green Bay	48 61									238	H	UC Ri versi de	73 48				
												277	H	Col gate	65 54				
												278	A	Ari zona	69 45				
												278	H	Ari zona	75 50				
												282	H	UTSA	74 42				
												289	H	Sacramento St.	106 58				

LAST 12 Division I GAMES:																			
6	H	Oregon	44 57	192	H	Washi ngton	61 41												
278	A	Ari zona	69 45	37	A	Cal i forni a	57 42												
278	H	Ari zona	75 50	15	A	Stanford	50 74												
9	A	UCLA	63 71	145	H	Col orado	73 59												
46	A	Southern Cal i forni a	62 77	99	H	Utah	56 58												
103	H	Washi ngton St.	77 51	6	A	Oregon	64 74												

Non-Div I Games:

Arizona St.

Loss,
Non-Conf,
S Site,
H Home
A Away
N Neutral

Average RPI Win:	302	WON-LOST	WINNING	LAST 10	STRENGTH OF	OPP. STRENGTH	TEAM	ADJ.	CONF.	ADJ CONF.
Average RPI Loss:	217	RECORD	PCT. RANK	GAMES	SCHEDULE	OF SCHEDULE	RPI	RPI	RPI	RPI
DIV. I ONLY	4- 19	322	3- 7	309	338	338	338	32	32	
DIV. I NON-CONF.	0- 8	337	0- 0	157	84	329	329	32	32	

TOTALS	RPI 1-25	RPI 26-50	W-L RECORDS	RPI 51-100	RPI 101-999	RPI 201+				
4- 19	0- 1	0- 1	OVERALL	0- 1	4- 16	4- 13				
3- 5	0- 0	0- 0	HOME	0- 0	3- 5	3- 4				
1- 12	0- 0	0- 0	AWAY	0- 0	1- 0	1- 0				
0- 2	0- 0	0- 0	NEUTRAL	0- 0	0- 2	0- 2				
0- 8	0- 1	0- 1	NON-CONFERENCE	0- 1	0- 5	0- 4				
0- 0	0- 0	0- 0	HOME	0- 0	0- 0	0- 0				
0- 6	0- 1	0- 1	AWAY	0- 1	0- 3	0- 2				
0- 2	0- 0	0- 0	NEUTRAL	0- 0	0- 2	0- 2				
4- 11	0- 0	0- 0	CONFERENCE	0- 0	4- 11	4- 9				
3- 5	0- 0	0- 0	HOME	0- 0	3- 5	3- 4				
1- 6	0- 0	0- 0	AWAY	0- 0	1- 6	1- 5				
0- 0	0- 0	0- 0	NEUTRAL	0- 0	0- 0	0- 0				

RPI 1-25				RPI 26-50				RPI 51-100				RPI 101+ Team's RPI: 338			
RPI	S	Opponent	Score	RPI	S	Opponent	Score	RPI	S	Opponent	Score	RPI	S	Opponent	Score
18	A	Iowa	45 85	31	A	Dayton	43 81	61	A	Nebraska	52 73	177	A	Tulsa	37 87
												186	A	Southern U.	46 59
												186	H	Southern U.	52 71
												211	N	Oakland	37 69
												227	H	Grambling	57 66
												230	A	Texas Tech	47 74
												240	A	Austin Peay	61 97
												241	A	Texas Southern	52 58
												241	H	Texas Southern	61 59
												257	A	Prairie View	52 64
												257	H	Prairie View	72 89
												274	N	Towson	44 70
												295	A	Alcorn	58 76
												295	H	Alcorn	77 80
												306	A	Alabama St.	54 63
												306	H	Alabama St.	55 53
												308	H	Jackson St.	54 60
												318	A	Alabama A&M	49 52
												318	H	Alabama A&M	57 48
												341	A	Mississippi Val.	64 59
LAST 12 Division I GAMES:															
241	H	Texas Southern	61 59	308	H	Jackson St.	54 60								
257	H	Prairie View	72 89	227	H	Grambling	57 66								
295	A	Alcorn	58 76	241	A	Texas Southern	52 58								
186	A	Southern U.	46 59	257	A	Prairie View	52 64								
306	H	Alabama St.	55 53	295	H	Alcorn	77 80								
318	H	Alabama A&M	57 48	186	H	Southern U.	52 71								

Non-Div I Games: Tougalo 71 51 Philander Smith 81 73

Ark. -Pine Bluff

Loss,
Non-Conf,
S Site,
H Home
A Away
N Neutral

Average RPI Win:	182	WON-LOST	WINNING	LAST 10	STRENGTH OF	OPP. STRENGTH	TEAM	ADJ.	CONF.	ADJ CONF.
Average RPI Loss:	63	RECORD	PCT. RANK	GAMES	SCHEDULE	OF SCHEDULE	RPI	RPI	RPI	RPI
DIV. I ONLY	12- 16	214	1- 9	29	71	123	123	2	2	
DIV. I NON-CONF.	9- 4	82	0- 0	164	232	79	79	2	2	

TOTALS	RPI 1-25	RPI 26-50	W-L RECORDS	RPI 51-100	RPI 101-999	RPI 201+				
12- 16	0- 7	0- 2	OVERALL	2- 4	10- 3	4- 0				
8- 7	0- 3	0- 1	HOME	0- 2	8- 1	3- 0				
3- 9	0- 4	0- 1	AWAY	2- 2	1- 2	0- 0				
1- 0	0- 0	0- 0	NEUTRAL	0- 0	1- 0	1- 0				
9- 4	0- 0	0- 1	NON-CONFERENCE	0- 1	9- 2	4- 0				
7- 0	0- 0	0- 0	HOME	0- 0	7- 0	3- 0				
1- 4	0- 0	0- 1	AWAY	0- 1	1- 2	0- 0				
1- 0	0- 0	0- 0	NEUTRAL	0- 0	1- 0	1- 0				
3- 12	0- 7	0- 1	CONFERENCE	2- 3	1- 1	0- 0				
1- 7	0- 3	0- 1	HOME	0- 2	1- 1	0- 0				
2- 5	0- 4	0- 0	AWAY	2- 1	0- 0	0- 0				
0- 0	0- 0	0- 0	NEUTRAL	0- 0	0- 0	0- 0				

RPI 1-25				RPI 26-50				RPI 51-100				RPI 101+ Team's RPI: 123			
RPI	S	Opponent	Score	RPI	S	Opponent	Score	RPI	S	Opponent	Score	RPI	S	Opponent	Score
3	A	Mississippi St.	69 111	29	H	LSU	57 62	61	A	Nebraska	69 80	139	H	Charlotte	73 72
10	H	Tennessee	85 90	48	A	Arizona St.	43 89	85	A	Alabama	74 66	140	A	Kansas	60 71
13	A	South Carolina	42 90					85	H	Alabama	76 83	155	H	Ole Miss	73 72
17	A	Missouri	54 88					92	A	Kentucky	57 78	157	H	Samford	84 63
17	H	Missouri	58 84					92	H	Kentucky	65 76	162	H	Florida	51 65
20	H	Texas A&M	60 104					100	A	Auburn	68 58	165	H	UT Arlington	91 57
25	A	Georgia	65 78									177	H	Tulsa	67 41
												178	A	Oral Roberts	77 66
												188	A	UTEP	61 64
												226	H	Abilene Christian	79 65
												227	H	Grambling	79 62
												233	N	New Mexico St.	69 60
												339	H	Sam Houston St.	65 54

LAST 12 Division I GAMES:															
20	H	Texas A&M	60 104	92	H	Kentucky	65 76								
29	H	LSU	57 62	13	A	South Carolina	42 90								
92	A	Kentucky	57 78	17	A	Missouri	54 88								
17	H	Missouri	58 84	162	H	Florida	51 65								
10	H	Tennessee	85 90	100	A	Auburn	68 58								
85	A	Alabama	74 66	25	A	Georgia	65 78								

Non-Div I Games:

Arkansas

Average RPI	Win:	254	WON-LOST	WINNING	LAST 10	STRENGTH OF	OPP. STRENGTH	TEAM	ADJ.	CONF.	ADJ CONF.
Average RPI	Loss:	132	RECORD	PCT. RANK	GAMES	SCHEDULE	OF SCHEDULE	RPI	RPI	RPI	RPI
DIV. I ONLY		14- 12		154	6- 4	276	179	200	200	22	22
DIV. I NON-CONF.		5- 6		187	0- 0	173	76	171	171	23	23

TOTALS	RPI 1-25		RPI 26-50		W-L RECORDS	RPI 51-100		RPI 101-999		RPI 201+	
14- 12	0- 1		0- 0		OVERALL	0- 2		14- 9		9- 1	
9- 4	0- 0		0- 0		HOME	0- 1		9- 3		6- 0	
5- 8	0- 1		0- 0		AWAY	0- 1		5- 6		3- 1	
0- 0	0- 0		0- 0		NEUTRAL	0- 0		0- 0		0- 0	
5- 6	0- 1		0- 0		NON-CONFERENCE	0- 2		5- 3		2- 0	
4- 1	0- 0		0- 0		HOME	0- 1		4- 0		2- 0	
1- 5	0- 1		0- 0		AWAY	0- 1		1- 3		0- 0	
0- 0	0- 0		0- 0		NEUTRAL	0- 0		0- 0		0- 0	
9- 6	0- 0		0- 0		CONFERENCE	0- 0		9- 6		7- 1	
5- 3	0- 0		0- 0		HOME	0- 0		5- 3		4- 0	
4- 3	0- 0		0- 0		AWAY	0- 0		4- 3		3- 1	
0- 0	0- 0		0- 0		NEUTRAL	0- 0		0- 0		0- 0	

RPI	S	Opponent	Score	RPI	S	Opponent	Score	RPI	S	Opponent	Score	RPI	S	Opponent	Score
19	A	South Fla.	55 98					52	A	Indiana	51 93	102	A	Little Rock	43 53
								65	H	Belmont	52 83	102	H	Little Rock	58 64
												135	H	Texas St.	55 67
												150	A	South Ala.	75 60
												155	A	Ole Miss	48 74
												160	A	Troy	78 95
												162	A	Florida	70 69
												165	H	UT Arlington	85 80
												173	A	Pittsburgh	47 87
												175	H	Louisiana	75 77
												177	A	Tulsa	58 68
												188	H	UTEP	76 73
												197	H	UT Martin	84 73
												227	H	Grambling	76 56
												249	A	Coastal Caro.	70 63
												272	A	Appalachian St.	66 68
												272	H	Appalachian St.	69 52
												309	A	Georgia St.	75 58
												309	H	Georgia St.	76 63
												327	A	Ga. Southern	71 62
												327	H	Ga. Southern	69 48
												333	H	Tennessee St.	68 62
												337	H	La.-Monroe	76 62

Team's RPI: 200															
LAST 12 Division I GAMES:															
272	H	Appalachian St.	69 52	272	A	Appalachian St.	66 68								
102	H	Little Rock	58 64	249	A	Coastal Caro.	70 63								
150	A	South Ala.	75 60	102	A	Little Rock	43 53								
160	A	Troy	78 95	165	H	UT Arlington	85 80								
327	H	Ga. Southern	69 48	135	H	Texas St.	55 67								
309	H	Georgia St.	76 63	309	A	Georgia St.	75 58								

Non-Div I Games:

Arkansas St.

Loss,
Non-Conf,
S Site,
H Home
A Away
N Neutral

Average RPI Win:	230	WON-LOST	WINNING	LAST 10	STRENGTH OF	OPP. STRENGTH	TEAM	ADJ.	CONF.	ADJ CONF.
Average RPI Loss:	142	RECORD	PCT. RANK	GAMES	SCHEDULE	OF SCHEDULE	RPI	RPI	RPI	RPI
DIV. I ONLY	14- 12	154	6- 4	174	214	163	163	15	15	
DIV. I NON-CONF.	6- 4	122	0- 0	209	286	141	141	18	18	

TOTALS	RPI 1-25	RPI 26-50	W-L RECORDS	RPI 51-100	RPI 101-999	RPI 201+				
14- 12	0- 0	0- 1	OVERALL	1- 4	13- 7	10- 4				
8- 5	0- 0	0- 0	HOME	1- 2	7- 3	5- 2				
6- 7	0- 0	0- 1	AWAY	0- 2	6- 4	5- 2				
0- 0	0- 0	0- 0	NEUTRAL	0- 0	0- 0	0- 0				
6- 4	0- 0	0- 1	NON-CONFERENCE	1- 0	5- 3	3- 2				
4- 1	0- 0	0- 0	HOME	1- 0	3- 1	2- 0				
2- 3	0- 0	0- 1	AWAY	0- 0	2- 2	1- 2				
0- 0	0- 0	0- 0	NEUTRAL	0- 0	0- 0	0- 0				
8- 8	0- 0	0- 0	CONFERENCE	0- 4	8- 4	7- 2				
4- 4	0- 0	0- 0	HOME	0- 2	4- 2	3- 2				
4- 4	0- 0	0- 0	AWAY	0- 2	4- 2	4- 0				
0- 0	0- 0	0- 0	NEUTRAL	0- 0	0- 0	0- 0				

RPI 1-25				RPI 26-50				RPI 51-100				RPI 101+				Team's RPI: 163	
RPI	S	Opponent	Score	RPI	S	Opponent	Score	RPI	S	Opponent	Score	RPI	S	Opponent	Score		
				26	A	Marquette	53 83										
								57	A	American	63 71	106	A	Bucknell	36 60		
								57	H	American	46 64	117	H	Delaware	59 70		
								82	A	Navy	44 70	125	A	Yale	82 65		
								82	H	Navy	46 55	149	H	Binghamton	73 61		
								95	H	Dartmouth	71 56	198	A	Lehigh	55 59		
												198	H	Lehigh	55 50		
												204	H	Boston U.	59 60		
												222	A	Lafayette	65 60		
												222	H	Lafayette	48 39		
												236	A	Holy Cross	66 57		
												236	H	Holy Cross	62 70		
												247	A	Loyola Maryland	69 62		
												247	H	Loyola Maryland	62 47		
												267	A	St. Francis Brooklyn	52 73		
												269	A	Fairleigh Dickinson	56 58		
												277	A	Colgate	62 54		
												277	H	Colgate	69 49		
												286	H	LIU Brooklyn	71 37		
												297	A	Air Force	65 59		
												336	H	NJIT	79 49		
LAST 12 Division I GAMES:																	
				277	H	Colgate	69 49					247	H	Loyola Maryland	62 47		
				198	H	Lehigh	55 50					277	A	Colgate	62 54		
				236	A	Holy Cross	66 57					198	A	Lehigh	55 59		
				82	H	Navy	46 55					236	H	Holy Cross	62 70		
				222	H	Lafayette	48 39					82	A	Navy	44 70		
				57	A	American	63 71					222	A	Lafayette	65 60		

Non-Div I Games: St. Joseph's (Brkln)107 46

Army West Point

Average RPI Win: 161

Average RPI Loss: 57

WON-LOST
RECORDWINNING
PCT. RANKLAST 10
GAMESSTRENGTH OF
SCHEDULEOPP. STRENGTH
OF SCHEDULETEAM
RPIADJ.
RPICONF.
RPIADJ CONF.
RPIDIV. I ONLY
DIV. I NON-CONF.12- 14
8- 3197
653- 7
0- 034
20544
146100
88100
882
22
2

TOTALS

RPI 1-25

RPI 26-50

W-L RECORDS

RPI 51-100

RPI 101-999

RPI 201+

12- 14

0- 7

1- 1

OVERALL

2- 3

9- 3

3- 0

9- 3

0- 2

1- 0

HOME

1- 0

7- 1

3- 0

2- 9

0- 5

0- 1

AWAY

1- 3

1- 0

0- 0

1- 2

0- 0

0- 0

NEUTRAL

0- 0

1- 2

0- 0

8- 3

0- 0

0- 0

NON-CONFERENCE

1- 1

7- 2

3- 0

5- 0

0- 0

0- 0

HOME

0- 0

5- 0

3- 0

2- 1

0- 0

0- 0

AWAY

1- 1

1- 0

0- 0

1- 2

0- 0

0- 0

NEUTRAL

0- 0

1- 2

0- 0

4- 11

0- 7

1- 1

CONFERENCE

1- 2

2- 1

0- 0

4- 3

0- 2

1- 0

HOME

1- 0

2- 1

0- 0

0- 8

0- 5

0- 1

AWAY

0- 2

0- 0

0- 0

0- 0

0- 0

0- 0

NEUTRAL

0- 0

0- 0

0- 0

RPI 1-25

RPI 26-50

RPI 51-100

Team's RPI: 100

RPI 101+

RPI	S	Opponent	Score
3	A	Mississippi St.	61 82
10	A	Tennessee	59 70
13	A	South Carolina	63 71
17	H	Missouri	51 59
20	A	Texas A&M	59 78
20	H	Texas A&M	73 82
25	A	Georgia	48 60

RPI	S	Opponent	Score
29	A	LSU	56 59
29	H	LSU	70 62

RPI	S	Opponent	Score
52	A	Indiana	65 53
74	A	Virginia Tech	63 72
85	A	Alabama	60 70
85	H	Alabama	69 60
92	A	Kentucky	48 65

RPI	S	Opponent	Score
108	N	Chattanooga	41 50
113	N	Georgetown	60 40
123	H	Arkansas	58 68
134	H	Vanderbilt	63 60
162	H	Florida	84 55
166	H	Louisiana Tech	75 59
175	A	Louisiana	70 60
181	N	Northwestern	48 49
186	H	Southern U.	65 47
207	H	N.C. A&T	63 53
291	H	Southeastern La.	80 46
337	H	La.-Monroe	67 41

LAST 12 Division I GAMES:

3	A	Mississippi St.	61 82	92	A	Kentucky	48 65
85	A	Alabama	60 70	85	H	Alabama	69 60
17	H	Missouri	51 59	25	A	Georgia	48 60
134	H	Vanderbilt	63 60	29	A	LSU	56 59
29	H	LSU	70 62	123	H	Arkansas	58 68
20	A	Texas A&M	59 78	13	A	South Carolina	63 71

Non-Div I Games:

Xavier (LA)

70 44

Auburn

■ Loss,
 ■ Non-Conf, S Site,
 ■ Home
 ■ Away
 N Neutral

Average RPI Win:	292	WON-LOST	WINNING	LAST 10	STRENGTH OF	OPP. STRENGTH	TEAM	ADJ.	CONF.	ADJ CONF.
Average RPI Loss:	167	RECORD	PCT. RANK	GAMES	SCHEDULE	OF SCHEDULE	RPI	RPI	RPI	RPI
DIV. I ONLY	13- 13	172	4- 6	335	283	240	240	25	25	
DIV. I NON-CONF.	5- 4	146	0- 0	326	308	218	218	27	27	

TOTALS	RPI 1-25	RPI 26-50	W-L RECORDS	RPI 51-100	RPI 101-999	RPI 201+				
13- 13	0- 0	0- 1	OVERALL	0- 1	13- 11	12- 3				
7- 4	0- 0	0- 0	HOME	0- 0	7- 4	6- 0				
6- 9	0- 0	0- 0	AWAY	0- 1	6- 1	6- 0				
0- 0	0- 0	0- 0	NEUTRAL	0- 0	0- 0	0- 0				
5- 4	0- 0	0- 1	NON-CONFERENCE	0- 0	5- 3	5- 1				
2- 1	0- 0	0- 0	HOME	0- 0	2- 1	2- 0				
3- 3	0- 0	0- 1	AWAY	0- 0	3- 2	3- 1				
0- 0	0- 0	0- 0	NEUTRAL	0- 0	0- 0	0- 0				
8- 9	0- 0	0- 0	CONFERENCE	0- 1	8- 8	7- 2				
5- 3	0- 0	0- 0	HOME	0- 0	5- 3	4- 0				
3- 6	0- 0	0- 0	AWAY	0- 1	3- 5	3- 2				
0- 0	0- 0	0- 0	NEUTRAL	0- 0	0- 0	0- 0				

RPI 1-25				RPI 26-50				RPI 51-100				RPI 101+ Team's RPI: 240			
RPI	S	Opponent	Score	RPI	S	Opponent	Score	RPI	S	Opponent	Score	RPI	S	Opponent	Score
				39	A	Ball St.	57 89	65	A	Belmont	75 78	105	A	Butler	54 75
												111	H	Western Ill.	68 81
												143	A	SIUE	55 67
												143	H	SIUE	38 61
												179	A	Jacksonville St.	47 65
												179	H	Jacksonville St.	50 51
												184	H	Morehead St.	59 66
												197	A	UT Martin	66 100
												197	H	UT Martin	69 62
												215	A	Southeast Mo. St.	61 50
												215	H	Southeast Mo. St.	66 65
												221	A	Illinois	47 59
												256	A	Northern Ky.	53 52
												261	A	Lipscomb	71 63
												294	A	Murray St.	65 91
												312	A	Tennessee Tech	59 63
												312	H	Tennessee Tech	53 52
												314	H	Eastern Ky.	59 45
												318	A	Alabama A&M	55 52
												333	A	Tennessee St.	75 59
												338	H	Ark.-Pine Bluff	97 61
												347	A	Eastern Ill.	75 66
												347	H	Eastern Ill.	69 59
												349	H	Evansville	82 73
LAST 12 Division I GAMES:															
				143	A	SIUE	55 67	197	A	UT Martin	66 100				
				179	H	Jacksonville St.	50 51	184	H	Morehead St.	59 66				
				312	H	Tennessee Tech	53 52	314	H	Eastern Ky.	59 45				
				347	A	Eastern Ill.	75 66	65	A	Belmont	75 78				
				294	A	Murray St.	65 91	333	A	Tennessee St.	75 59				
				215	A	Southeast Mo. St.	61 50	179	A	Jacksonville St.	47 65				

Non-Div I Games: Christian Bros. 73 50 Trevecca Nazarene 80 72

Austin Peay

■ Loss,
 ■ Non-Conf,
 ■ S Site,
 ■ Home
 ■ A Away
 N Neutral

Average RPI Win:	218	WON-LOST	WINNING	LAST 10	STRENGTH OF	OPP. STRENGTH	TEAM	ADJ.	CONF.	ADJ CONF.
Average RPI Loss:	126	RECORD	PCT. RANK	GAMES	SCHEDULE	OF SCHEDULE	RPI	RPI	RPI	RPI
DIV. I ONLY	16- 12	131	5- 5	194	124	148	148	14	14	
DIV. I NON-CONF.	5- 6	187	0- 0	201	108	208	208	12	12	

TOTALS	RPI 1-25	RPI 26-50	W-L RECORDS	RPI 51-100	RPI 101-999	RPI 201+				
16- 12	0- 1	0- 3	OVERALL	2- 1	14- 7	9- 1				
11- 4	0- 1	0- 1	HOME	2- 0	9- 2	6- 1				
5- 8	0- 0	0- 2	AWAY	0- 1	5- 5	3- 0				
0- 0	0- 0	0- 0	NEUTRAL	0- 0	0- 0	0- 0				
5- 6	0- 1	0- 2	NON-CONFERENCE	1- 0	4- 3	3- 1				
4- 2	0- 1	0- 0	HOME	1- 0	3- 1	3- 1				
1- 4	0- 0	0- 2	AWAY	0- 0	1- 2	0- 0				
0- 0	0- 0	0- 0	NEUTRAL	0- 0	0- 0	0- 0				
11- 6	0- 0	0- 1	CONFERENCE	1- 1	10- 4	6- 0				
7- 2	0- 0	0- 1	HOME	1- 0	6- 1	3- 0				
4- 4	0- 0	0- 0	AWAY	0- 1	4- 3	3- 0				
0- 0	0- 0	0- 0	NEUTRAL	0- 0	0- 0	0- 0				

RPI 1-25				RPI 26-50				RPI 51-100				RPI 101+ Team's RPI: 148			
RPI	S	Opponent	Score	RPI	S	Opponent	Score	RPI	S	Opponent	Score	RPI	S	Opponent	Score
25	H	Georgia	63 79	36	A	Northern Colo.	74 79	76	A	Saint Mary's (CA)	49 57	124	A	Colorado St.	54 56
				37	A	Cal i forni a	45 70	76	H	Saint Mary's (CA)	63 54	142	A	Loyol a Marymount	67 55
				43	H	Gonzaga	70 84	99	H	Utah	77 68	142	H	Loyol a Marymount	62 52
												144	A	San Francisco	73 76
												144	H	San Francisco	70 66
												154	A	Eastern Wash.	73 69
												176	A	San Diego	69 70
												176	H	San Diego	60 66
												183	A	Paci fic	76 83
												183	H	Paci fic	77 65
												192	A	Washington	72 80
												228	H	Montana St.	75 54
												234	A	Pepperdi ne	73 67
												234	H	Pepperdi ne	78 43
												284	A	Santa Clara	55 34
												284	H	Santa Clara	65 47
												298	H	Utah St.	69 76
												317	A	Portland	72 58
												317	H	Portland	73 35
												320	H	Southern Utah	75 67
												326	H	Utah Valley	75 54

LAST 12 Division I GAMES:															
317	H	Portland	73 35	142	H	Loyol a Marymount	62 52								
176	H	San Diego	60 66	183	A	Paci fic	76 83								
234	H	Pepperdi ne	78 43	76	H	Saint Mary's (CA)	63 54								
144	A	San Francisco	73 76	176	A	San Diego	69 70								
284	A	Santa Clara	55 34	142	A	Loyol a Marymount	67 55								
43	H	Gonzaga	70 84	284	H	Santa Clara	65 47								

Non-Div I Games:

BYU

Average RPI Win:	159	WON-LOST	WINNING	LAST 10	STRENGTH OF	OPP. STRENGTH	TEAM	ADJ.	CONF.	ADJ CONF.
Average RPI Loss:	48	RECORD	PCT. RANK	GAMES	SCHEDULE	OF SCHEDULE	RPI	RPI	RPI	RPI
DIV. I ONLY	21- 4	15	8- 2	134	84	39	39	7	7	
DIV. I NON-CONF.	10- 0	1	0- 0	165	95	18	18	8	8	

TOTALS	RPI 1-25	RPI 26-50	W-L RECORDS	RPI 51-100	RPI 101-999	RPI 201+				
21- 4	0- 1	2- 1	OVERALL	2- 2	17- 0	8- 0				
12- 2	0- 1	1- 1	HOME	2- 0	9- 0	5- 0				
9- 2	0- 0	1- 0	AWAY	0- 2	8- 0	3- 0				
0- 0	0- 0	0- 0	NEUTRAL	0- 0	0- 0	0- 0				
10- 0	0- 0	2- 0	NON-CONFERENCE	1- 0	7- 0	4- 0				
6- 0	0- 0	1- 0	HOME	1- 0	4- 0	3- 0				
4- 0	0- 0	1- 0	AWAY	0- 0	3- 0	1- 0				
0- 0	0- 0	0- 0	NEUTRAL	0- 0	0- 0	0- 0				
11- 4	0- 1	0- 1	CONFERENCE	1- 2	10- 0	4- 0				
6- 2	0- 1	0- 1	HOME	1- 0	5- 0	2- 0				
5- 2	0- 0	0- 0	AWAY	0- 2	5- 0	2- 0				
0- 0	0- 0	0- 0	NEUTRAL	0- 0	0- 0	0- 0				

RPI 1-25				RPI 26-50				RPI 51-100				RPI 101+			
RPI	S	Opponent	Score	RPI	S	Opponent	Score	RPI	S	Opponent	Score	RPI	S	Opponent	Score
14	H	Buffalo	80 84	27	H	Central Mich.	65 69	63	A	Toledo	66 72	105	H	Butler	87 75
				42	H	Western Ky.	93 81	86	A	Ohio	76 80	107	A	Cleveland St.	76 64
				44	A	Purdue	66 60	87	H	Miami (OH)	86 61	110	A	Western Mich.	81 71
								94	H	Missouri St.	70 58	110	H	Western Mich.	85 58
												126	A	Northern Ill.	72 50
												126	H	Northern Ill.	81 72
												134	A	Vanderbilt	88 79
												156	A	Kent St.	79 58
												201	H	Eastern Mich.	91 85
												210	A	Bowling Green	84 73
												210	H	Bowling Green	82 41
												215	H	Southeast Mo. St.	69 56
												216	A	Akron	74 61
												216	H	Akron	97 65
												240	H	Austin Peay	89 57
												261	H	Lipscomb	84 46
												333	A	Tennessee St.	85 65

LAST 12 Division I GAMES:															
110	H	Western Mich.	85 58	126	H	Northern Ill.	81 72	210	H	Bowling Green	82 41				
126	A	Northern Ill.	72 50					156	A	Kent St.	79 58				
110	A	Western Mich.	81 71					63	A	Toledo	66 72				
201	H	Eastern Mich.	91 85					14	H	Buffalo	80 84				
86	A	Ohio	76 80					216	A	Akron	74 61				
216	H	Akron	97 65												

Non-Div I Games: Oakland City 126 55

Ball St.

Average RPI Win: 115

Average RPI Loss: 9

WON-LOST
RECORD

WINNING
PCT. RANK

LAST 10
GAMES

STRENGTH OF
SCHEDULE

OPP. STRENGTH
OF SCHEDULE

TEAM
RPI

ADJ.
RPI

CONF.
RPI

ADJ CONF.
RPI

DIV. I ONLY	26- 1	3	10- 0	41	18	5	5	4	4
DIV. I NON-CONF.	10- 1	15	0- 0	74	70	12	12	5	5

TOTALS	RPI 1-25	RPI 26-50	W-L RECORDS	RPI 51-100	RPI 101-999	RPI 201+			
26- 1	5- 1	0- 0	OVERALL	9- 0	12- 0	5- 0			
15- 0	3- 0	0- 0	HOME	4- 0	8- 0	3- 0			
9- 1	2- 1	0- 0	AWAY	3- 0	4- 0	2- 0			
2- 0	0- 0	0- 0	NEUTRAL	2- 0	0- 0	0- 0			
10- 1	1- 1	0- 0	NON-CONFERENCE	3- 0	6- 0	3- 0			
7- 0	1- 0	0- 0	HOME	1- 0	5- 0	2- 0			
1- 1	0- 1	0- 0	AWAY	0- 0	1- 0	1- 0			
2- 0	0- 0	0- 0	NEUTRAL	2- 0	0- 0	0- 0			
16- 0	4- 0	0- 0	CONFERENCE	6- 0	6- 0	2- 0			
8- 0	2- 0	0- 0	HOME	3- 0	3- 0	1- 0			
8- 0	2- 0	0- 0	AWAY	3- 0	3- 0	1- 0			
0- 0	0- 0	0- 0	NEUTRAL	0- 0	0- 0	0- 0			

RPI	S	Opponent	Score
9	A	UCLA	68 82
11	A	Texas	93 87
11	H	Texas	81 56
15	H	Stanford	81 57
24	A	Oklahoma	74 52
24	H	Oklahoma	74 65

RPI	S	Opponent	Score
-----	---	----------	-------

RPI	S	Opponent	Score
62	N	Georgia Tech	80 57
64	A	West Virginia	83 72
67	A	Oklahoma St.	87 45
67	H	Oklahoma St.	77 64
72	H	TCU	83 63
90	A	Kansas St.	88 58
90	H	Kansas St.	75 50
92	H	Kentucky	90 63
94	N	Missouri St.	100 58

RPI	S	Opponent	Score
116	H	Lamar University	121 62
118	A	Iowa St.	79 50
118	H	Iowa St.	89 49
127	H	Central Ark.	86 55
140	A	Kansas	83 48
140	H	Kansas	88 51
169	H	North Dakota	105 43
230	A	Texas Tech	90 44
230	H	Texas Tech	97 49
237	A	Nicholls St.	85 43
280	H	McNeese	95 34
311	H	Coppin St.	100 54

LAST 12 Division I GAMES:

11	A	Texas	93 87
140	H	Kansas	88 51
67	A	Oklahoma St.	87 45
72	H	TCU	83 63
24	H	Oklahoma	74 65
230	A	Texas Tech	90 44

67	H	Oklahoma St.	77 64
64	A	West Virginia	83 72
11	H	Texas	81 56
90	H	Kansas St.	75 50
118	A	Iowa St.	79 50
24	A	Oklahoma	74 52

Non-Div I Games:

Baylor

Belmont

Belmont				Through Games Of Feb. 23, 2018						
Average RPI Win:	225	WON-LOST	WINNING	LAST 10	STRENGTH OF	OPP. STRENGTH	TEAM	ADJ.	CONF.	ADJ CONF.
Average RPI Loss:	45	RECORD	PCT. RANK	GAMES	SCHEDULE	OF SCHEDULE	RPI	RPI	RPI	RPI
DIV. I ONLY	26- 3	7	10- 0	250	208	65	65	25	25	
DIV. I NON-CONF.	9- 3	61	0- 0	155	39	60	60	27	27	

TOTALS	RPI 1-25	RPI 26-50	W-L RECORDS	RPI 51-100	RPI 101-999	RPI 201+				
26- 3	0- 2	1- 0	OVERALL	1- 1	24- 0	13- 0				
11- 1	0- 0	0- 0	HOME	0- 1	11- 0	7- 0				
13- 1	0- 0	0- 0	AWAY	0- 0	13- 0	6- 0				
2- 1	0- 1	1- 0	NEUTRAL	1- 0	0- 0	0- 0				
9- 3	0- 2	1- 0	NON-CONFERENCE	1- 1	7- 0	3- 0				
3- 1	0- 0	0- 0	HOME	0- 1	3- 0	2- 0				
4- 1	0- 1	0- 0	AWAY	0- 0	4- 0	1- 0				
2- 1	0- 1	1- 0	NEUTRAL	1- 0	0- 0	0- 0				
17- 0	0- 0	0- 0	CONFERENCE	0- 0	17- 0	10- 0				
8- 0	0- 0	0- 0	HOME	0- 0	8- 0	5- 0				
9- 0	0- 0	0- 0	AWAY	0- 0	9- 0	5- 0				
0- 0	0- 0	0- 0	NEUTRAL	0- 0	0- 0	0- 0				

RPI 1-25				RPI 26-50				RPI 51-100				Team's RPI: 65				RPI 101+			
RPI	S	Opponent	Score	RPI	S	Opponent	Score	RPI	S	Opponent	Score	RPI	S	Opponent	Score	RPI	S	Opponent	Score
15	N	Stanford	53 74	43	N	Gonzaga	71 63	54	N	FGCU	75 65	134	A	Vanderbilt	111 74				
24	A	Oklahoma	73 96					96	H	Wright St.	81 91	143	A	SIUE	72 55				
												143	H	SIUE	86 64				
												157	H	Samford	83 46				
												177	A	Tulsa	90 65				
												179	A	Jacksonville St.	66 35				
												179	H	Jacksonville St.	71 55				
												184	A	Morehead St.	83 62				
												184	H	Morehead St.	80 56				
												197	A	UT Martin	65 63				
												200	A	Arkansas St.	83 52				
												215	A	Southeast Mo. St.	67 57				
												240	H	Austin Peay	78 75				
												254	H	Presbyterian	90 48				
												261	A	Lipscomb	91 59				
												294	H	Murray St.	70 65				
												312	A	Tennessee Tech	68 60				
												312	H	Tennessee Tech	78 59				
												314	A	Eastern Ky.	77 55				
												314	H	Eastern Ky.	95 62				
												328	H	Fort Wayne	74 42				
												333	A	Tennessee St.	87 70				
												347	A	Eastern Ill.	86 58				
												347	H	Eastern Ill.	59 37				
LAST 12 Division I GAMES:																			
179 A Jacksonville St.				66 35				314 A Eastern Ky.				77 55							
184 H Morehead St.				80 56				143 H SIUE				86 64							
314 H Eastern Ky.				95 62				347 H Eastern Ill.				59 37							
312 A Tennessee Tech				68 60				240 H Austin Peay				78 75							
333 A Tennessee St.				87 70				294 H Murray St.				70 65							
184 A Morehead St.				83 62				347 A Eastern Ill.				86 58							

Non-Div I Games: Trevecca Nazarene 97 39

Belmont

Belmont

Average RPI Win: 263

Average RPI Loss: 173

WON-LOST
RECORDWINNING
PCT. RANKLAST 10
GAMESSTRENGTH OF
SCHEDULEOPP. STRENGTH
OF SCHEDULETEAM
RPIADJ.
RPICONF.
RPIADJ CONF.
RPI

DIV. I ONLY	19- 4	19	10- 0	299	340	114	114	30	30
DIV. I NON-CONF.	6- 4	122	0- 0	198	332	163	163	30	30

TOTALS	RPI 1-25	RPI 26-50	W-L RECORDS	RPI 51-100	RPI 101-999	RPI 201+			
19- 4	0- 0	0- 0	OVERALL	0- 2	19- 2	17- 2			
9- 2	0- 0	0- 0	HOME	0- 1	9- 1	8- 1			
8- 2	0- 0	0- 0	AWAY	0- 1	8- 1	8- 1			
2- 0	0- 0	0- 0	NEUTRAL	0- 0	2- 0	1- 0			
6- 4	0- 0	0- 0	NON-CONFERENCE	0- 2	6- 2	4- 2			
3- 2	0- 0	0- 0	HOME	0- 1	3- 1	2- 1			
1- 2	0- 0	0- 0	AWAY	0- 1	1- 1	1- 1			
2- 0	0- 0	0- 0	NEUTRAL	0- 0	2- 0	1- 0			
13- 0	0- 0	0- 0	CONFERENCE	0- 0	13- 0	13- 0			
6- 0	0- 0	0- 0	HOME	0- 0	6- 0	6- 0			
7- 0	0- 0	0- 0	AWAY	0- 0	7- 0	7- 0			
0- 0	0- 0	0- 0	NEUTRAL	0- 0	0- 0	0- 0			

RPI 1-25				RPI 26-50				RPI 51-100				RPI 101+ Team's RPI: 114			
RPI	S	Opponent	Score	RPI	S	Opponent	Score	RPI	S	Opponent	Score	RPI	S	Opponent	Score
								51	A	Miami (FL)	39 85	135	N	Texas St.	62 56
								98	H	Jacksonville	58 68	186	H	Southern U.	68 56
												209	A	Hampton	61 56
												212	A	Norfolk St.	58 51
												212	H	Norfolk St.	60 45
												213	N	Richmond	63 50
												251	A	North Florida	63 70
												253	H	Grand Canyon	69 60
												257	H	Prairie View	77 52
												258	A	Morgan St.	64 57
												264	A	Howard	59 55
												275	A	UMES	55 48
												275	H	UMES	73 61
												291	H	Southeastern La.	58 60
												307	A	FIU	77 59
												311	A	Coppin St.	75 63
												311	H	Coppin St.	64 38
												319	H	South Carolina St.	68 50
												330	H	N. C. Central	57 47
												331	A	Delaware St.	68 60
												342	H	Florida A&M	44 42
LAST 12 Division I GAMES:															
258	A	Morgan St.	64 57	209	A	Hampton	61 56								
311	A	Coppin St.	75 63	212	A	Norfolk St.	58 51								
330	H	N. C. Central	57 47	331	A	Delaware St.	68 60								
275	H	UMES	73 61	342	H	Florida A&M	44 42								
212	H	Norfolk St.	60 45	275	A	UMES	55 48								
311	H	Coppin St.	64 38	264	A	Howard	59 55								

Non-Div I Games: Edward Waters 101 60 Palm Beach Atl. 61 48

Bethune-Cookman

Loss,
Non-Conf,
S Site,
H Home
A Away
N Neutral

Average RPI Win:	247	WON-LOST	WINNING	LAST 10	STRENGTH OF	OPP. STRENGTH	TEAM	ADJ.	CONF.	ADJ CONF.
Average RPI Loss:	131	RECORD	PCT. RANK	GAMES	SCHEDULE	OF SCHEDULE	RPI	RPI	RPI	RPI
DIV. I ONLY	18- 9	78	8- 2	277	246	149	149	20	20	
DIV. I NON-CONF.	8- 4	87	0- 0	296	251	150	150	24	24	

TOTALS	RPI 1-25	RPI 26-50	W-L RECORDS	RPI 51-100	RPI 101-999	RPI 201+				
18- 9	0- 0	0- 0	OVERALL	3- 3	15- 6	12- 0				
7- 5	0- 0	0- 0	HOME	2- 2	5- 3	4- 0				
10- 3	0- 0	0- 0	AWAY	1- 1	9- 2	7- 0				
1- 1	0- 0	0- 0	NEUTRAL	0- 0	1- 1	1- 0				
8- 4	0- 0	0- 0	NON-CONFERENCE	2- 0	6- 4	6- 0				
3- 1	0- 0	0- 0	HOME	2- 0	1- 1	1- 0				
4- 2	0- 0	0- 0	AWAY	0- 0	4- 2	4- 0				
1- 1	0- 0	0- 0	NEUTRAL	0- 0	1- 1	1- 0				
10- 5	0- 0	0- 0	CONFERENCE	1- 3	9- 2	6- 0				
4- 4	0- 0	0- 0	HOME	0- 2	4- 2	3- 0				
6- 1	0- 0	0- 0	AWAY	1- 1	5- 0	3- 0				
0- 0	0- 0	0- 0	NEUTRAL	0- 0	0- 0	0- 0				

RPI 1-25				RPI 26-50				RPI 51-100				RPI 101+				Team's RPI: 149
RPI	S	Opponent	Score	RPI	S	Opponent	Score	RPI	S	Opponent	Score	RPI	S	Opponent	Score	
								75	H	Penn	77 72	106	A	Bucknell I	59 64	
								79	A	Al bany (NY)	46 63	125	H	Yale	69 73	
								79	H	Al bany (NY)	53 57	153	H	Hartford	64 59	
								81	A	Maine	66 62	163	A	Army West Point	61 73	
								81	H	Maine	38 61	177	N	Tulsa	55 60	
								95	H	Dartmouth	80 64	182	A	Stony Brook	69 64	
												182	H	Stony Brook	59 67	
												185	A	New Hampshire	54 52	
												185	H	New Hampshire	61 63	
												271	A	Cornell I	66 58	
												273	A	Rider	76 54	
												275	N	UMES	68 51	
												287	A	Bryant	55 47	
												290	A	Vermont	62 48	
												290	H	Vermont	52 38	
												320	A	Southern Utah	72 66	
												321	A	UMBC	68 53	
												321	H	UMBC	81 51	
												336	H	NJIT	67 36	
												344	A	UMass Lowell I	76 46	
												344	H	UMass Lowell I	52 38	

LAST 12 Division I GAMES:																
								79	H	Al bany (NY)	53 57	290	A	Vermont	62 48	
								344	H	UMass Lowell I	52 38	185	A	New Hampshire	54 52	
								290	H	Vermont	52 38	321	H	UMBC	81 51	
								321	A	UMBC	68 53	344	A	UMass Lowell I	76 46	
								182	A	Stony Brook	69 64	182	H	Stony Brook	59 67	
								81	H	Maine	38 61	79	A	Al bany (NY)	46 63	

Non-Div I Games: SUNY Cortland 90 36

Binghamton

Average RPI Win: 204

Average RPI Loss: 147

WON-LOST
RECORDWINNING
PCT. RANKLAST 10
GAMESSTRENGTH OF
SCHEDULEOPP. STRENGTH
OF SCHEDULETEAM
RPIADJ.
RPICONF.
RPIADJ CONF.
RPIDIV. I ONLY
DIV. I NON-CONF.16- 9
4- 596
2028- 2
0- 0249
289111
122146
259146
25916
1516
15

TOTALS

RPI 1-25

RPI 26-50

W-L RECORDS

RPI 51-100

RPI 101-999

RPI 201+

16- 9

0- 0

0- 0

OVERALL

2- 4

14- 5

8- 3

8- 5

0- 0

0- 0

HOME

2- 2

6- 3

2- 2

8- 2

0- 0

0- 0

AWAY

0- 2

8- 0

6- 0

0- 2

0- 0

0- 0

NEUTRAL

0- 0

0- 2

0- 1

4- 5

0- 0

0- 0

NON-CONFERENCE

0- 1

4- 4

1- 2

2- 3

0- 0

0- 0

HOME

0- 1

2- 2

0- 1

2- 0

0- 0

0- 0

AWAY

0- 0

2- 0

1- 0

0- 2

0- 0

0- 0

NEUTRAL

0- 0

0- 2

0- 1

12- 4

0- 0

0- 0

CONFERENCE

2- 3

10- 1

7- 1

6- 2

0- 0

0- 0

HOME

2- 1

4- 1

2- 1

6- 2

0- 0

0- 0

AWAY

0- 2

6- 0

5- 0

0- 0

0- 0

0- 0

NEUTRAL

0- 0

0- 0

0- 0

RPI 1-25

RPI 26-50

RPI 51-100

RPI 101+

Team's RPI: 146

RPI S Opponent Score

RPI S Opponent Score

RPI S Opponent Score

RPI S Opponent Score

66 H Wyoming 51 66

76 H Saint Mary's (CA) 72 74

84 A UNLV 54 77

84 H UNLV 69 60

93 A New Mexi co 83 100

93 H New Mexi co 91 85

103 H Washington St. 53 61

122 H Saint Francis (PA) 87 59

124 A Colorado St. 62 58

124 H Colorado St. 55 49

136 H Fresno St. 75 66

154 A Eastern Wash. 61 57

176 N San Diego 52 72

192 H Washington 85 62

202 H CSU Bakersfi eld 59 65

219 A Nevada 63 55

219 H Nevada 68 72

245 A San Jose St. 112 80

265 A San Diego St. 86 70

297 A Air Force 58 47

297 H Air Force 49 46

298 A Utah St. 64 42

298 H Utah St. 68 60

303 N Northern Ari z. 60 62

317 A Portland 73 47

LAST 12 Division I GAMES:

124 H Colorado St. 55 49

297 A Air Force 58 47

219 A Nevada 63 55

298 H Utah St. 68 60

93 H New Mexico 91 85

84 A UNLV 54 77

297 H Air Force 49 46

245 A San Jose St. 112 80

219 H Nevada 68 72

298 A Utah St. 64 42

265 A San Diego St. 86 70

136 H Fresno St. 75 66

Non-Div I Games:

Corban

94 50

Northwest Chrst.

83 51

Boi se St.

Loss, Non-Conf, S Site, H Home A Away N Neutral

Average RPI	Win:	159	WON-LOST	WINNING	LAST 10	STRENGTH OF	OPP. STRENGTH	TEAM	ADJ.	CONF.	ADJ CONF.
Average RPI	Loss:	84	RECORD	PCT. RANK	GAMES	SCHEDULE	OF SCHEDULE	RPI	RPI	RPI	RPI
DIV. I ONLY	7- 21	299	1- 9	23	40	190	190	1	1		
DIV. I NON-CONF.	5- 8	220	0- 0	141	174	221	221	1	1		

TOTALS	RPI 1-25	RPI 26-50	W-L RECORDS	RPI 51-100	RPI 101-999	RPI 201+					
7- 21	0- 6	0- 3	OVERALL	2- 6	5- 6	2- 3					
6- 9	0- 2	0- 2	HOME	2- 3	4- 2	1- 1					
1- 12	0- 4	0- 1	AWAY	0- 3	1- 3	1- 2					
0- 0	0- 0	0- 0	NEUTRAL	0- 0	0- 0	0- 0					
5- 8	0- 0	0- 1	NON-CONFERENCE	2- 2	3- 5	2- 3					
4- 3	0- 0	0- 0	HOME	2- 1	2- 2	1- 1					
1- 5	0- 0	0- 1	AWAY	0- 1	1- 3	1- 2					
0- 0	0- 0	0- 0	NEUTRAL	0- 0	0- 0	0- 0					
2- 13	0- 6	0- 2	CONFERENCE	0- 4	2- 1	0- 0					
2- 6	0- 2	0- 2	HOME	0- 2	2- 0	0- 0					
0- 7	0- 4	0- 0	AWAY	0- 2	0- 1	0- 0					
0- 0	0- 0	0- 0	NEUTRAL	0- 0	0- 0	0- 0					

RPI	S	Opponent	Score	RPI	S	Opponent	Score	RPI	S	Opponent	Score	RPI	S	Opponent	Score	Team's RPI: 190
1	A	Notre Dame	60 89	30	H	Syracuse	57 75	51	H	Miami (FL)	43 65	115	H	North Carolina	77 64	
1	H	Notre Dame	55 89	35	H	Virginia	57 68	55	H	Houston	79 74	119	H	Seton Hall	53 73	
4	H	Louisville	52 87	45	A	Minnesota	68 78	59	H	Fordham	55 52	151	A	Clemson	61 65	
8	A	Florida St.	39 67					62	A	Georgia Tech	43 67	173	H	Pittsburgh	72 61	
12	A	Duke	50 75					74	A	Virginia Tech	58 89	185	H	New Hampshire	64 55	
21	A	NC State	54 72					81	H	Maine	40 61	199	A	Columbia	60 68	
								95	A	Dartmouth	57 68	204	A	Boston U.	57 61	
								97	H	Wake Forest	59 67	206	A	Providence	55 63	
												236	A	Holy Cross	70 61	
												259	H	Fairfield	58 66	
												287	H	Bryant	65 42	

LAST 12 Division I GAMES:																
8	A	Florida St.	39 67	97	H	Wake Forest	59 67									
1	H	Notre Dame	55 89	30	H	Syracuse	57 75									
4	H	Louisville	52 87	12	A	Duke	50 75									
173	H	Pittsburgh	72 61	51	H	Miami (FL)	43 65									
62	A	Georgia Tech	43 67	151	A	Clemson	61 65									
21	A	NC State	54 72	1	A	Notre Dame	60 89									

Non-Div I Games:

Boston College

Average RPI Win:	222	WON-LOST	WINNING	LAST 10	STRENGTH OF	OPP. STRENGTH	TEAM	ADJ.	CONF.	ADJ CONF.
Average RPI Loss:	138	RECORD	PCT. RANK	GAMES	SCHEDULE	OF SCHEDULE	RPI	RPI	RPI	RPI
DIV. I ONLY	10- 16	234	2- 8	132	196	204	204	15	15	
DIV. I NON-CONF.	5- 5	170	0- 0	153	189	140	140	18	18	

TOTALS	RPI 1-25	RPI 26-50	W-L RECORDS	RPI 51-100	RPI 101-999	RPI 201+				
10- 16	0- 0	0- 0	OVERALL	0- 6	10- 10	6- 3				
4- 8	0- 0	0- 0	HOME	0- 3	4- 5	2- 2				
6- 8	0- 0	0- 0	AWAY	0- 3	6- 5	4- 1				
0- 0	0- 0	0- 0	NEUTRAL	0- 0	0- 0	0- 0				
5- 5	0- 0	0- 0	NON-CONFERENCE	0- 2	5- 3	2- 0				
2- 2	0- 0	0- 0	HOME	0- 1	2- 1	0- 0				
3- 3	0- 0	0- 0	AWAY	0- 1	3- 2	2- 0				
0- 0	0- 0	0- 0	NEUTRAL	0- 0	0- 0	0- 0				
5- 11	0- 0	0- 0	CONFERENCE	0- 4	5- 7	4- 3				
2- 6	0- 0	0- 0	HOME	0- 2	2- 4	2- 2				
3- 5	0- 0	0- 0	AWAY	0- 2	3- 3	2- 1				
0- 0	0- 0	0- 0	NEUTRAL	0- 0	0- 0	0- 0				

RPI	S	Opponent	Score	RPI	S	Opponent	Score	RPI	S	Opponent	Score	RPI	S	Opponent	Score
RPI 1-25				RPI 26-50				RPI 51-100				RPI 101+ Team's RPI: 204			
53	H	UCF	32 47	106	A	Bucknell I	57 67	53	H	UCF	32 47	106	A	Bucknell I	57 67
57	A	American	50 66	106	H	Bucknell I	58 63	57	A	American	50 66	106	H	Bucknell I	58 63
57	H	American	54 61	117	A	Delaware	85 79	57	H	American	54 61	117	A	Delaware	85 79
69	A	Harvard	70 80	132	H	Northeastern	74 73	69	A	Harvard	70 80	132	H	Northeastern	74 73
82	A	Navy	48 59	158	H	Marist	52 80	82	A	Navy	48 59	158	H	Marist	52 80
82	H	Navy	59 64	163	A	Army West Point	60 59	82	H	Navy	59 64	163	A	Army West Point	60 59
				172	A	Brown	68 92					172	A	Brown	68 92
				185	A	New Hampshire	57 72					185	A	New Hampshire	57 72
				190	H	Boston College	61 57					190	H	Boston College	61 57
				198	A	Lehigh	58 74					198	A	Lehigh	58 74
				198	H	Lehigh	56 65					198	H	Lehigh	56 65
				222	A	Lafayette	41 44					222	A	Lafayette	41 44
				222	H	Lafayette	45 47					222	H	Lafayette	45 47
				236	A	Holy Cross	64 58					236	A	Holy Cross	64 58
				236	H	Holy Cross	57 60					236	H	Holy Cross	57 60
				247	H	Loyola Maryland	75 56					247	H	Loyola Maryland	75 56
				277	A	Colgate	62 49					277	A	Colgate	62 49
				277	H	Colgate	66 64					277	H	Colgate	66 64
				287	A	Bryant	78 61					287	A	Bryant	78 61
				290	A	Vermont	57 41					290	A	Vermont	57 41

LAST 12 Division I GAMES:															
222	A	Lafayette	41 44	106	A	Bucknell I	57 67	222	A	Lafayette	41 44	106	A	Bucknell I	57 67
82	A	Navy	48 59	222	H	Lafayette	45 47	82	A	Navy	48 59	222	H	Lafayette	45 47
57	H	American	54 61	82	H	Navy	59 64	57	H	American	54 61	82	H	Navy	59 64
236	A	Holy Cross	64 58	57	A	American	50 66	236	A	Holy Cross	64 58	57	A	American	50 66
277	H	Colgate	66 64	236	H	Holy Cross	57 60	277	H	Colgate	66 64	236	H	Holy Cross	57 60
198	H	Lehigh	56 65	277	A	Colgate	62 49	198	H	Lehigh	56 65	277	A	Colgate	62 49

Non-Div I Games:

Boston U.

Average RPI Win:	233	WON-LOST	WINNING	LAST 10	STRENGTH OF	OPP. STRENGTH	TEAM	ADJ.	CONF.	ADJ CONF.
Average RPI Loss:	99	RECORD	PCT. RANK	GAMES	SCHEDULE	OF SCHEDULE	RPI	RPI	RPI	RPI
DIV. I ONLY	9- 16	245	1- 9	119	107	210	210	7	7	
DIV. I NON-CONF.	7- 3	74	0- 0	232	324	115	115	8	8	
<hr/>										
TOTALS	RPI 1-25	RPI 26-50	W-L RECORDS	RPI 51-100	RPI 101-999	RPI 201+				
9- 16	0- 1	0- 4	OVERALL	0- 4	9- 7	7- 1				
4- 8	0- 1	0- 1	HOME	0- 3	4- 3	3- 1				
3- 8	0- 0	0- 3	AWAY	0- 1	3- 4	2- 0				
2- 0	0- 0	0- 0	NEUTRAL	0- 0	2- 0	2- 0				
7- 3	0- 0	0- 1	NON-CONFERENCE	0- 0	7- 2	6- 1				
3- 1	0- 0	0- 0	HOME	0- 0	3- 1	3- 1				
2- 2	0- 0	0- 1	AWAY	0- 0	2- 1	1- 0				
2- 0	0- 0	0- 0	NEUTRAL	0- 0	2- 0	2- 0				
2- 13	0- 1	0- 3	CONFERENCE	0- 4	2- 5	1- 0				
1- 7	0- 1	0- 1	HOME	0- 3	1- 2	0- 0				
1- 6	0- 0	0- 2	AWAY	0- 1	1- 3	1- 0				
0- 0	0- 0	0- 0	NEUTRAL	0- 0	0- 0	0- 0				

RPI	S	Opponent	Score	RPI	S	Opponent	Score	RPI	S	Opponent	Score	RPI	S	Opponent	Score	Team's RPI: 210
14	H	Buffalo	67 88	27	A	Central Mi ch.	54 90	63	H	Toledo	67 77	110	A	Western Mi ch.	58 67	
				32	A	South Dakota St.	44 76	86	A	Ohio	58 69	110	H	Western Mi ch.	67 81	
				39	A	Ball St.	41 82	86	H	Ohio	63 70	126	A	Northern Ill.	68 73	
				39	H	Ball St.	73 84	87	H	Miami (OH)	62 66	128	A	Cincinnati	51 75	
												130	A	Robert Morris	64 62	
												156	A	Kent St.	57 81	
												156	H	Kent St.	60 50	
												201	H	Eastern Mi ch.	52 54	
												212	N	Norfolk St.	59 50	
												216	A	Akron	66 64	
												220	H	Xavier	63 53	
												225	N	Fla. Atlantic	66 55	
												285	H	Cani sus	57 71	
												300	H	Valparaiso	90 77	
												314	H	Eastern Ky.	77 60	
												322	A	Detroit Mercy	85 81	
<hr/>																
LAST 12 Division I GAMES:																
14	H	Buffalo	67 88	63	H	Toledo	67 77									
86	A	Ohio	58 69	39	A	Ball St.	41 82									
126	A	Northern Ill.	68 73	86	H	Ohio	63 70									
110	H	Western Mi ch.	67 81	156	H	Kent St.	60 50									
87	H	Miami (OH)	62 66	216	A	Akron	66 64									
156	A	Kent St.	57 81	27	A	Central Mi ch.	54 90									

Non-Div I Games: Ferris St. 82 73

Bowling Green

Average RPI Win:	283	WON-LOST	WINNING	LAST 10	STRENGTH OF	OPP. STRENGTH	TEAM	ADJ.	CONF.	ADJ CONF.
Average RPI Loss:	154	RECORD	PCT. RANK	GAMES	SCHEDULE	OF SCHEDULE	RPI	RPI	RPI	RPI
DIV. I ONLY	11- 15	220	3- 7	304	248	262	262	24	24	
DIV. I NON-CONF.	5- 5	170	0- 0	254	253	204	204	21	21	

TOTALS	RPI 1-25	RPI 26-50	W-L RECORDS	RPI 51-100	RPI 101-999	RPI 201+				
11- 15	0- 1	0- 0	OVERALL	0- 4	11- 10	10- 5				
5- 7	0- 0	0- 0	HOME	0- 2	5- 5	4- 2				
5- 8	0- 1	0- 0	AWAY	0- 2	5- 5	5- 3				
1- 0	0- 0	0- 0	NEUTRAL	0- 0	1- 0	1- 0				
5- 5	0- 1	0- 0	NON-CONFERENCE	0- 0	5- 4	4- 2				
3- 1	0- 0	0- 0	HOME	0- 0	3- 1	2- 0				
1- 4	0- 1	0- 0	AWAY	0- 0	1- 3	1- 2				
1- 0	0- 0	0- 0	NEUTRAL	0- 0	1- 0	1- 0				
6- 10	0- 0	0- 0	CONFERENCE	0- 4	6- 6	6- 3				
2- 6	0- 0	0- 0	HOME	0- 2	2- 4	2- 2				
4- 4	0- 0	0- 0	AWAY	0- 2	4- 2	4- 1				
0- 0	0- 0	0- 0	NEUTRAL	0- 0	0- 0	0- 0				

RPI 1-25				RPI 26-50				RPI 51-100				RPI 101+				Team's RPI: 262
RPI	S	Opponent	Score	RPI	S	Opponent	Score	RPI	S	Opponent	Score	RPI	S	Opponent	Score	
16	A	Green Bay	40 72					78	A	Drake	71 77	107	H	Cleveland St.	65 67	
								78	H	Drake	75 84	111	H	Western Ill.	87 80	
								94	A	Missouri St.	54 74	126	A	Northern Ill.	52 76	
								94	H	Missouri St.	65 71	141	H	UNI	40 51	
												159	A	Southern Ill.	53 62	
												159	H	Southern Ill.	62 63	
												215	A	Southeast Mo. St.	53 57	
												221	A	Illinois	62 74	
												237	N	Nicholls St.	75 65	
												243	H	Omaha	69 56	
												252	A	Illinois St.	62 42	
												259	A	Indiana St.	50 65	
												259	H	Indiana St.	70 74	
												300	A	Valparaiso	88 69	
												300	H	Valparaiso	69 58	
												302	A	Loyola Chicago	59 57	
												302	H	Loyola Chicago	61 71	
												325	H	Ill.-Chicago	58 48	
												347	A	Eastern Ill.	67 52	
												349	A	Evansville	117 59	
												349	H	Evansville	92 47	
LAST 12 Division I GAMES:																
				78	A	Drake	71 77	300	H	Valparaiso	69 58					
				259	H	Indiana St.	70 74	78	H	Drake	75 84					
				349	H	Evansville	92 47	141	H	UNI	40 51					
				159	A	Southern Ill.	53 62	349	A	Evansville	117 59					
				94	A	Missouri St.	54 74	259	A	Indiana St.	50 65					
				302	H	Loyola Chicago	61 71	94	H	Missouri St.	65 71					

Non-Div I Games: Lincoln (MO) 88 44

Bradley

■ Loss,
 ■ Non-Conf,
 ■ S Site,
 ■ Home
 ■ Away
 N Neutral

Average RPI	Win: 234	WON-LOST RECORD	WINNING PCT. RANK	LAST 10 GAMES	STRENGTH OF SCHEDULE	OPP. STRENGTH OF SCHEDULE	TEAM RPI	ADJ. RPI	CONF. RPI	ADJ CONF. RPI
Average RPI	Loss: 107									
DIV. I ONLY	13- 10	138	2- 8	241	124	172	172	9	9	
DIV. I NON-CONF.	11- 1	13	0- 0	312	269	98	98	9	9	

TOTALS	RPI 1-25	RPI 26-50	W-L RECORDS	RPI 51-100	RPI 101-999	RPI 201+				
13- 10	0- 0	0- 2	OVERALL	0- 5	13- 3	10- 1				
5- 6	0- 0	0- 2	HOME	0- 3	5- 1	4- 0				
6- 4	0- 0	0- 0	AWAY	0- 2	6- 2	4- 1				
2- 0	0- 0	0- 0	NEUTRAL	0- 0	2- 0	2- 0				
11- 1	0- 0	0- 1	NON-CONFERENCE	0- 0	11- 0	10- 0				
4- 1	0- 0	0- 1	HOME	0- 0	4- 0	4- 0				
5- 0	0- 0	0- 0	AWAY	0- 0	5- 0	4- 0				
2- 0	0- 0	0- 0	NEUTRAL	0- 0	2- 0	2- 0				
2- 9	0- 0	0- 1	CONFERENCE	0- 5	2- 3	0- 1				
1- 5	0- 0	0- 1	HOME	0- 3	1- 1	0- 0				
1- 4	0- 0	0- 0	AWAY	0- 2	1- 2	0- 1				
0- 0	0- 0	0- 0	NEUTRAL	0- 0	0- 0	0- 0				

Brown

Brown

RPI 1-25				RPI 26-50				RPI 51-100				RPI 101+				Team's RPI: 172	
RPI	S	Opponent	Score	RPI	S	Opponent	Score	RPI	S	Opponent	Score	RPI	S	Opponent	Score		
				34	H	Princeton	62 77	69	A	Harvard	85 87	125	A	Yale	63 77		
				37	H	Cal i forni a	79 89	69	H	Harvard	74 86	125	H	Yale	81 71		
								75	H	Penn	55 88	183	A	Paci fi c	74 57		
								95	A	Dartmouth	73 78	199	A	Col umbi a	84 80		
								95	H	Dartmouth	60 77	199	H	Col umbi a	74 90		
												204	H	Boston U.	92 68		
												206	A	Provi dence	64 59		
												209	N	Hampton	73 66		
												236	H	Holy Cross	82 78		
												264	A	Howard	85 81		
												268	H	Sacred Heart	102 77		
												271	A	Cornel l	68 70		
												277	A	Col gate	83 73		
												287	H	Bryant	85 62		
												287	N	Bryant	72 60		
												296	A	Central Conn. St.	78 55		

Team's RPI: 172																	
LAST 12 Division I GAMES:																	
				199	H	Col umbi a	74 90	75	H	Penn	55 88						
				95	H	Dartmouth	60 77	69	A	Harvard	85 87						
				69	H	Harvard	74 86	95	A	Dartmouth	73 78						
				199	A	Col umbi a	84 80	125	H	Yale	81 71						
				271	A	Cornel l	68 70	125	A	Yale	63 77						
				34	H	Princeton	62 77	264	A	Howard	85 81						

Non-Div I Games: Johnson & Wales (RI) 100 79

Brown

Average RPI Win: 289

Average RPI Loss: 191

WON-LOST
RECORDWINNING
PCT. RANKLAST 10
GAMESSTRENGTH OF
SCHEDULEOPP. STRENGTH
OF SCHEDULETEAM
RPIADJ.
RPICONF.
RPIADJ CONF.
RPIDIV. I ONLY
DIV. I NON-CONF.9- 16
1- 10245
3276- 4
0- 0300
231306
229287
332287
33229
2929
29

TOTALS

RPI 1-25

RPI 26-50

W-L RECORDS

RPI 51-100

RPI 101-999

RPI 201+

9- 16

0- 0

0- 0

OVERALL

0- 2

9- 14

9- 6

4- 7

0- 0

0- 0

HOME

0- 0

4- 7

4- 4

4- 8

0- 0

0- 0

AWAY

0- 2

4- 6

4- 2

1- 1

0- 0

0- 0

NEUTRAL

0- 0

1- 1

1- 0

1- 10

0- 0

0- 0

NON-CONFERENCE

0- 2

1- 8

1- 2

0- 4

0- 0

0- 0

HOME

0- 0

0- 4

0- 1

0- 5

0- 0

0- 0

AWAY

0- 2

0- 3

0- 1

1- 1

0- 0

0- 0

NEUTRAL

0- 0

1- 1

1- 0

8- 6

0- 0

0- 0

CONFERENCE

0- 0

8- 6

8- 4

4- 3

0- 0

0- 0

HOME

0- 0

4- 3

4- 3

4- 3

0- 0

0- 0

AWAY

0- 0

4- 3

4- 1

0- 0

0- 0

0- 0

NEUTRAL

0- 0

0- 0

0- 0

RPI 1-25

RPI 26-50

RPI 51-100

RPI 101+

Team's RPI: 287

RPI S Opponent Score

RPI S Opponent Score

RPI S Opponent Score

RPI S Opponent Score

71 A James Madison 36 67
81 A Maine 68 70122 A Saint Francis (PA) 69 87
130 A Robert Morris 49 72
149 H Binghamton 47 55
153 H Hartford 47 59
172 A Brown 62 85
172 N Brown 60 72
185 H New Hampshire 65 74
190 A Boston College 42 65
204 H Boston U. 61 78
236 A Holy Cross 57 59
267 H St. Francis Brooklyn 73 63
268 A Sacred Heart 81 73
268 H Sacred Heart 60 56
269 A Fairleigh Dickinson 65 48
269 H Fairleigh Dickinson 69 77
286 H LIU Brooklyn 75 56
288 A Mt. St. Mary's 67 64
288 H Mt. St. Mary's 63 68
296 A Central Conn. St. 59 66
296 H Central Conn. St. 66 50
329 N Rhode Island 58 52
334 A Wagner 70 60
334 H Wagner 66 75

LAST 12 Division I GAMES:

334 A Wagner 70 60
288 A Mt. St. Mary's 67 64
296 A Central Conn. St. 59 66
268 H Sacred Heart 60 56
269 H Fairleigh Dickinson 69 77
122 A Saint Francis (PA) 69 87
130 A Robert Morris 49 72
267 H St. Francis Brooklyn 73 63
286 H LIU Brooklyn 75 56
268 A Sacred Heart 81 73
269 A Fairleigh Dickinson 65 48
296 H Central Conn. St. 66 50B
r
y
a
n
tB
r
y
a
n
t

Non-Div I Games:

Bryant

Loss, Non-Conf, S Site, H Home A Away N Neutral

Average RPI Win:	215	WON-LOST	WINNING	LAST 10	STRENGTH OF	OPP. STRENGTH	TEAM	ADJ.	CONF.	ADJ CONF.
Average RPI Loss:	149	RECORD	PCT. RANK	GAMES	SCHEDULE	OF SCHEDULE	RPI	RPI	RPI	RPI
DIV. I ONLY	19- 8	65	9- 1	236	181	106	106	15	15	
DIV. I NON-CONF.	6- 5	153	0- 0	267	190	186	186	18	18	

TOTALS	RPI 1-25	RPI 26-50	W-L RECORDS	RPI 51-100	RPI 101-999	RPI 201+				
19- 8	0- 0	0- 1	OVERALL	2- 2	17- 5	13- 2				
10- 3	0- 0	0- 0	HOME	1- 0	9- 3	6- 2				
9- 5	0- 0	0- 1	AWAY	1- 2	8- 2	7- 0				
0- 0	0- 0	0- 0	NEUTRAL	0- 0	0- 0	0- 0				
6- 5	0- 0	0- 1	NON-CONFERENCE	0- 1	6- 3	4- 1				
3- 2	0- 0	0- 0	HOME	0- 0	3- 2	2- 1				
3- 3	0- 0	0- 1	AWAY	0- 1	3- 1	2- 0				
0- 0	0- 0	0- 0	NEUTRAL	0- 0	0- 0	0- 0				
13- 3	0- 0	0- 0	CONFERENCE	2- 1	11- 2	9- 1				
7- 1	0- 0	0- 0	HOME	1- 0	6- 1	4- 1				
6- 2	0- 0	0- 0	AWAY	1- 1	5- 1	5- 0				
0- 0	0- 0	0- 0	NEUTRAL	0- 0	0- 0	0- 0				

RPI	S	Opponent	Score	RPI	S	Opponent	Score	RPI	S	Opponent	Score	RPI	S	Opponent	Score
47	A	Drexel	54 63	57	A	American	58 68	149	H	Binghamton	64 59	163	H	Army West Point	60 36
				59	A	Fordham	62 71	164	H	Saint Joseph's	53 77	168	A	Youngstown St.	66 60
				82	A	Navy	49 40	173	A	Pittsburgh	39 57	198	A	Lehigh	62 66
				82	H	Navy	47 39	198	H	Lehigh	59 52	204	A	Boston U.	63 58
								204	H	Boston U.	67 57	216	H	Akron	63 52
								222	A	Lafayette	80 57	222	H	Lafayette	83 53
								236	A	Holy Cross	71 47	236	H	Holy Cross	72 63
								247	A	Loyola Maryland	74 69	247	H	Loyola Maryland	65 68
								250	H	St. Bonaventure	48 59	273	A	Rider	76 71
								277	A	Colgate	63 42	277	H	Colgate	77 57
								285	H	Canisius	76 57	335	A	Iona	60 53
LAST 12 Division I GAMES:															
82	A	Navy	49 40	204	H	Boston U.	67 57								
236	H	Holy Cross	72 63	82	H	Navy	47 39								
247	A	Loyola Maryland	74 69	236	A	Holy Cross	71 47								
277	A	Colgate	63 42	247	H	Loyola Maryland	65 68								
198	H	Lehigh	59 52	277	H	Colgate	77 57								
222	A	Lafayette	80 57	198	A	Lehigh	62 66								

Non-Div I Games:

Bucknell

Average RPI Win:	138	WON-LOST	WINNING	LAST 10	STRENGTH OF	OPP. STRENGTH	TEAM	ADJ.	CONF.	ADJ CONF.
Average RPI Loss:	112	RECORD	PCT. RANK	GAMES	SCHEDULE	OF SCHEDULE	RPI	RPI	RPI	RPI
DIV. I ONLY	22- 4	12	9- 1	85	79	14	14	7	7	
DIV. I NON-CONF.	9- 2	33	0- 0	194	63	42	42	8	8	

TOTALS	RPI 1-25	RPI 26-50	W-L RECORDS	RPI 51-100	RPI 101-999	RPI 201+				
22- 4	0- 0	2- 2	OVERALL	8- 0	12- 2	6- 1				
10- 0	0- 0	1- 0	HOME	2- 0	7- 0	3- 0				
9- 4	0- 0	1- 2	AWAY	4- 0	4- 2	3- 1				
3- 0	0- 0	0- 0	NEUTRAL	2- 0	1- 0	0- 0				
9- 2	0- 0	0- 1	NON-CONFERENCE	3- 0	6- 1	3- 1				
3- 0	0- 0	0- 0	HOME	0- 0	3- 0	2- 0				
3- 2	0- 0	0- 1	AWAY	1- 0	2- 1	1- 1				
3- 0	0- 0	0- 0	NEUTRAL	2- 0	1- 0	0- 0				
13- 2	0- 0	2- 1	CONFERENCE	5- 0	6- 1	3- 0				
7- 0	0- 0	1- 0	HOME	2- 0	4- 0	1- 0				
6- 2	0- 0	1- 1	AWAY	3- 0	2- 1	2- 0				
0- 0	0- 0	0- 0	NEUTRAL	0- 0	0- 0	0- 0				

RPI 1-25			Team's RPI: 14		RPI 26-50			RPI 51-100			RPI 101+				
RPI	S	Opponent	Score	RPI	S	Opponent	Score	RPI	S	Opponent	Score	RPI	S	Opponent	Score
27	A	Central Mich.	79 86	27	H	Central Mich.	85 82	60	A	St. John's (NY)	73 72	110	H	Western Mich.	71 49
27	H	Central Mich.	85 82	39	A	Ball St.	84 80	61	N	Nebraska	82 72	117	H	Delaware	87 73
48	A	Arizona St.	57 76	48	A	Arizona St.	57 76	63	A	Toledo	84 73	126	A	Northern Ill.	84 86
								63	H	Toledo	87 69	151	N	Clemson	61 41
								84	N	UNLV	80 53	156	H	Kent St.	80 42
								86	A	Ohio	67 63	199	A	Columbia	65 63
								87	A	Miami (OH)	64 49	201	H	Eastern Mich.	97 92
								87	H	Miami (OH)	72 67	210	A	Bowling Green	88 67
												216	A	Akron	89 66
												216	H	Akron	85 71
												246	A	Niagara	62 75
												250	A	St. Bonaventure	76 59
												275	H	UMES	76 41
												285	H	Canisius	73 47
LAST 12 Division I GAMES:															
210	A	Bowling Green	88 67	210	H	Akron	85 71	27	A	Central Mich.	79 86				
216	H	Akron	85 71	27	H	Central Mich.	85 82	201	H	Eastern Mich.	97 92				
27	H	Central Mich.	85 82	87	A	Miami (OH)	64 49	63	H	Toledo	87 69				
87	A	Miami (OH)	64 49	156	H	Kent St.	80 42	86	A	Ohio	67 63				
156	H	Kent St.	80 42	63	A	Toledo	84 73	39	A	Ball St.	84 80				
63	A	Toledo	84 73					87	H	Miami (OH)	72 67				

Non-Div I Games:

Buffalo

Average RPI Win: **185**
 Average RPI Loss: **61**

WON-LOST
RECORD

WINNING
PCT. RANK

LAST 10
GAMES

STRENGTH OF
SCHEDULE

OPP. STRENGTH
OF SCHEDULE

TEAM
RPI

ADJ.
RPI

CONF.
RPI

ADJ CONF.
RPI

DIV. I ONLY	14- 15	185	3- 7	63	82	105	105	6	6
DIV. I NON-CONF.	8- 4	87	0- 0	99	237	68	68	6	6
TOTALS	RPI 1-25	RPI 26-50	W-L RECORDS	RPI 51-100	RPI 101-999	RPI 201+			
14- 15	0- 3	2- 6	OVERALL	1- 3	11- 3	8- 1			
7- 6	0- 1	1- 2	HOME	0- 1	6- 2	4- 1			
6- 7	0- 2	1- 3	AWAY	0- 1	5- 1	4- 0			
1- 2	0- 0	0- 1	NEUTRAL	1- 1	0- 0	0- 0			
8- 4	0- 1	0- 2	NON-CONFERENCE	1- 1	7- 0	6- 0			
4- 0	0- 0	0- 0	HOME	0- 0	4- 0	3- 0			
3- 2	0- 1	0- 1	AWAY	0- 0	3- 0	3- 0			
1- 2	0- 0	0- 1	NEUTRAL	1- 1	0- 0	0- 0			
6- 11	0- 2	2- 4	CONFERENCE	0- 2	4- 3	2- 1			
3- 6	0- 1	1- 2	HOME	0- 1	2- 2	1- 1			
3- 5	0- 1	1- 2	AWAY	0- 1	2- 1	1- 0			
0- 0	0- 0	0- 0	NEUTRAL	0- 0	0- 0	0- 0			

RPI	S	Opponent	Score	RPI	S	Opponent	Score	RPI	S	Opponent	Score	RPI	S	Opponent	Score	Team's RPI: 105
19	A	South Fla.	55 71	26	A	Marquette	67 69	60	A	St. John's (NY)	38 76	113	A	Georgetown	66 57	
23	A	DePaul	65 87	26	H	Marquette	59 78	60	H	St. John's (NY)	55 73	113	H	Georgetown	52 63	
23	H	DePaul	68 86	28	A	Villanova	76 53	64	N	West Virginia	68 75	119	A	Seton Hall	64 75	
				28	H	Villanova	67 69	74	N	Virginia Tech	79 77	119	H	Seton Hall	66 48	
				39	A	Ball St.	75 87					189	H	Wisconsin	69 62	
				47	N	Drexel	62 76					206	A	Providence	69 48	
				49	A	Creighton	55 64					206	H	Providence	68 57	
				49	H	Creighton	59 53					220	H	Xavier	62 69	
												240	H	Austin Peay	75 54	
												252	A	Illinois St.	56 45	
												259	A	Indiana St.	60 51	
												261	H	Lipscomb	70 58	
												294	A	Murray St.	88 59	
												302	H	Loyola Chicago	64 52	
LAST 12 Division I GAMES:																
49	A	Creighton	55 64	28	H	Villanova	67 69	113	H	Georgetown	52 63	206	H	Providence	68 57	
206	A	Providence	69 48	26	H	Marquette	59 78	49	H	Creighton	59 53	23	H	DePaul	64 75	
26	H	Marquette	59 78	119	A	Seton Hall	64 75	26	A	Marquette	67 69					
23	H	DePaul	68 86	60	A	St. John's (NY)	38 76									

Non-Div I Games:

Butler

Average RPI Win:	286	WON-LOST	WINNING	LAST 10	STRENGTH OF	OPP. STRENGTH	TEAM	ADJ.	CONF.	ADJ CONF.
Average RPI Loss:	180	RECORD	PCT. RANK	GAMES	SCHEDULE	OF SCHEDULE	RPI	RPI	RPI	RPI
DIV. I ONLY	14- 10	125	8- 2	334	296	202	202	31	31	
DIV. I NON-CONF.	4- 8	239	0- 0	265	192	240	240	31	31	

TOTALS	RPI 1-25	RPI 26-50	W-L RECORDS	RPI 51-100	RPI 101-999	RPI 201+				
14- 10	0- 1	0- 0	OVERALL	0- 1	14- 8	13- 5				
7- 2	0- 0	0- 0	HOME	0- 0	7- 2	7- 1				
7- 8	0- 1	0- 0	AWAY	0- 1	7- 6	6- 4				
0- 0	0- 0	0- 0	NEUTRAL	0- 0	0- 0	0- 0				
4- 8	0- 1	0- 0	NON-CONFERENCE	0- 1	4- 6	3- 3				
2- 1	0- 0	0- 0	HOME	0- 0	2- 1	2- 0				
2- 7	0- 1	0- 0	AWAY	0- 1	2- 5	1- 3				
0- 0	0- 0	0- 0	NEUTRAL	0- 0	0- 0	0- 0				
10- 2	0- 0	0- 0	CONFERENCE	0- 0	10- 2	10- 2				
5- 1	0- 0	0- 0	HOME	0- 0	5- 1	5- 1				
5- 1	0- 0	0- 0	AWAY	0- 0	5- 1	5- 1				
0- 0	0- 0	0- 0	NEUTRAL	0- 0	0- 0	0- 0				

RPI 1-25				RPI 26-50				RPI 51-100				RPI 101+				Team's RPI: 202
RPI	S	Opponent	Score	RPI	S	Opponent	Score	RPI	S	Opponent	Score	RPI	S	Opponent	Score	
15	A	Stanford	34 57					56	A	South Dakota	50 66	146	A	Boise St.	65 59	
												147	A	Cal Poly	57 59	
												188	A	UTEP	56 67	
												195	H	UC Irvine	59 72	
												205	A	SMU	29 41	
												232	H	Seattle U	75 68	
												233	A	New Mexico St.	48 56	
												233	H	New Mexico St.	62 52	
												238	A	UC Riverside	65 68	
												243	H	Omaha	52 43	
												245	A	San Jose St.	57 67	
												253	A	Grand Canyon	69 40	
												276	A	UMKC	76 62	
												276	H	UMKC	58 60	
												315	A	UTRGV	67 64	
												315	H	UTRGV	71 30	
												320	A	Southern Utah	46 45	
												324	H	Cal St. Fullerton	55 43	
												326	A	Utah Valley	64 60	
												326	H	Utah Valley	63 58	
												345	A	Chicago St.	63 36	
												345	H	Chicago St.	63 49	
LAST 12 Division I GAMES:																
326	A	Utah Valley	64 60	232	H	Seattle U	75 68									
253	A	Grand Canyon	69 40	345	H	Chicago St.	63 49									
315	H	UTRGV	71 30	276	H	UMKC	58 60									
233	H	New Mexico St.	62 52	233	A	New Mexico St.	48 56									
276	A	UMKC	76 62	315	A	UTRGV	67 64									
345	A	Chicago St.	63 36	326	H	Utah Valley	63 58									

Non-Div I Games: Fresno Pacific 74 63 Whittier 72 35

CSU Bakersfield

■ Loss,
 ■ Non-Conf,
 ■ S Site,
 ■ Home
 ■ A Away
 N Neutral

C
S
U
NC
S
U
N

CSUN

Page 37

C
a
l
P
o
l
y

Cal Poly				Through Games Of Feb. 23, 2018							
Average RPI	Win:	245	WON-LOST	WINNING	LAST 10	STRENGTH OF	OPP. STRENGTH	TEAM	ADJ.	CONF.	ADJ CONF.
Average RPI	Loss:	147	RECORD	PCT. RANK	GAMES	SCHEDULE	OF SCHEDULE	RPI	RPI	RPI	RPI
DIV. I ONLY		14- 11	140	6- 4		193	257	147	147	21	21
DIV. I NON-CONF.		5- 6	187	0- 0		168	312	167	167	20	20

TOTALS		RPI 1-25		RPI 26-50		W-L RECORDS		RPI 51-100		RPI 101-999	
14- 11		0- 0		0- 1		OVERALL		0- 3		14- 7	11- 2
9- 2		0- 0		0- 0		HOME		0- 1		9- 1	6- 0
5- 9		0- 0		0- 1		AWAY		0- 2		5- 6	5- 2
0- 0		0- 0		0- 0		NEUTRAL		0- 0		0- 0	0- 0
5- 6		0- 0		0- 1		NON-CONFERENCE		0- 1		5- 4	4- 1
3- 1		0- 0		0- 0		HOME		0- 0		3- 1	2- 0
2- 5		0- 0		0- 1		AWAY		0- 1		2- 3	2- 1
0- 0		0- 0		0- 0		NEUTRAL		0- 0		0- 0	0- 0
9- 5		0- 0		0- 0		CONFERENCE		0- 2		9- 3	7- 1
6- 1		0- 0		0- 0		HOME		0- 1		6- 0	4- 0
3- 4		0- 0		0- 0		AWAY		0- 1		3- 3	3- 1
0- 0		0- 0		0- 0		NEUTRAL		0- 0		0- 0	0- 0

RPI 1-25				RPI 26-50				RPI 51-100				RPI 101+ Team's RPI: 147			
RPI	S	Opponent	Score	RPI	S	Opponent	Score	RPI	S	Opponent	Score	RPI	S	Opponent	Score
				45	A	Minnesota	68 112	68	A	UC Davis	77 85	130	H	Robert Morris	50 66
								68	H	UC Davis	76 80	144	A	San Francisco	71 83
								76	A	Saint Mary's (CA)	64 82	144	H	San Francisco	88 83
												154	A	Eastern Wash.	72 75
												195	A	UC Irvine	66 107
												195	H	UC Irvine	79 76
												196	A	UC Santa Barbara	68 73
												196	H	UC Santa Barbara	73 72
												202	H	CSU Bakersfield	59 57
												217	A	CSUN	66 86
												217	H	CSUN	84 71
												235	H	Hawaii	52 50
												238	A	UC Riverside	87 82
												238	H	UC Riverside	91 73
												253	H	Grand Canyon	75 69
												279	A	North Dakota St.	73 69
												303	A	Northern Ariz.	89 73
												305	A	Long Beach St.	75 64
												305	H	Long Beach St.	70 61
												324	A	Cal St. Fullerton	72 63
												326	A	Utah Valley	70 89

LAST 12 Division I GAMES:															
				196	H	UC Santa Barbara	73 72	235	H	Hawaii	52 50				
				217	A	CSUN	66 86	324	A	Cal St. Fullerton	72 63				
				195	A	UC Irvine	66 107	305	A	Long Beach St.	75 64				
				305	H	Long Beach St.	70 61	68	H	UC Davis	76 80				
				68	A	UC Davis	77 85	195	H	UC Irvine	79 76				
				238	H	UC Riverside	91 73	217	H	CSUN	84 71				

Non-Div I Games: Cal St. Monterey Bay77 44

Cal Poly

C
a
l
P
o
l
y

Cal St. Fullerton				Through Games Of Feb. 23, 2018						
Average RPI Win:	284	WON-LOST	WINNING	LAST 10	STRENGTH OF	OPP. STRENGTH	TEAM	ADJ.	CONF.	ADJ CONF.
Average RPI Loss:	199	RECORD	PCT. RANK	GAMES	SCHEDULE	OF SCHEDULE	RPI	RPI	RPI	RPI
DIV. I ONLY	7- 18	284	1- 9	331	245	324	324	21	21	
DIV. I NON-CONF.	4- 8	239	0- 0	310	330	289	289	20	20	

TOTALS	RPI 1-25		RPI 26-50	W-L RECORDS	RPI 51-100	RPI 101-999		RPI 201+		
7- 18	0- 0		0- 0	OVERALL	0- 1	7- 17		7- 8		
5- 6	0- 0		0- 0	HOME	0- 0	5- 6		5- 1		
2- 11	0- 0		0- 0	AWAY	0- 1	2- 10		2- 7		
0- 1	0- 0		0- 0	NEUTRAL	0- 0	0- 1		0- 0		
4- 8	0- 0		0- 0	NON-CONFERENCE	0- 0	4- 8		4- 3		
2- 2	0- 0		0- 0	HOME	0- 0	2- 2		2- 0		
2- 5	0- 0		0- 0	AWAY	0- 0	2- 5		2- 3		
0- 1	0- 0		0- 0	NEUTRAL	0- 0	0- 1		0- 0		
3- 10	0- 0		0- 0	CONFERENCE	0- 1	3- 9		3- 5		
3- 4	0- 0		0- 0	HOME	0- 0	3- 4		3- 1		
0- 6	0- 0		0- 0	AWAY	0- 1	0- 5		0- 4		
0- 0	0- 0		0- 0	NEUTRAL	0- 0	0- 0		0- 0		

RPI 1-25				RPI 26-50				RPI 51-100				RPI 101+ Team's RPI: 324					
RPI	S	Opponent	Score	RPI	S	Opponent	Score	RPI	S	Opponent	Score	RPI	S	Opponent	Score		
								68	A	UC Davis	53	67	137	A	Idaho	60	80
													147	H	Cal Poly	63	72
													167	H	Denver	58	83
													178	N	Oral Roberts	50	60
													183	A	Pacific	65	81
													188	H	UTEP	91	92
													195	H	UC Irvine	60	76
													196	A	UC Santa Barbara	59	78
													196	H	UC Santa Barbara	52	59
													202	A	CSU Bakersfield	43	55
													217	A	CSUN	41	65
													217	H	CSUN	68	70
													235	A	Hawaii	54	59
													235	H	Hawaii	69	57
													238	A	UC Riverside	50	63
													238	H	UC Riverside	71	62
													244	A	Montana	47	68
													265	A	San Diego St.	58	59
													282	H	UTSA	55	46
													284	A	Santa Clara	73	69
													305	A	Long Beach St.	47	67
													305	H	Long Beach St.	67	61
													317	H	Portland	66	61
													326	A	Utah Valley	73	36
LAST 12 Division I GAMES:																	
238	H	UC Riverside	71	62	147	H	Cal Poly	63	72								
305	A	Long Beach St.	47	67	68	A	UC Davis	53	67								
196	A	UC Santa Barbara	59	78	217	A	CSUN	41	65								
196	H	UC Santa Barbara	52	59	238	A	UC Riverside	50	63								
235	A	Hawaii	54	59	305	H	Long Beach St.	67	61								
195	H	UC Irvine	60	76	217	H	CSUN	68	70								

Non-Div I Games: Antelope Valley 74 48

Cal St. Fullerton

Average RPI	Win:	153	WON-LOST	WINNING	LAST 10	STRENGTH OF	OPP. STRENGTH	TEAM	ADJ.	CONF.	ADJ CONF.
Average RPI	Loss:	22	RECORD	PCT. RANK	GAMES	SCHEDULE	OF SCHEDULE	RPI	RPI	RPI	RPI
DIV. I ONLY		19- 9		74	6- 4	32	45	37	37	5	5
DIV. I NON-CONF.		9- 2		33	0- 0	42	120	23	23	3	3

TOTALS	RPI 1-25		RPI 26-50		W-L RECORDS	RPI 51-100		RPI 101-999		RPI 201+	
19- 9	1- 6		2- 3		OVERALL	3- 0		13- 0		5- 0	
12- 3	1- 2		1- 1		HOME	2- 0		8- 0		3- 0	
7- 6	0- 4		1- 2		AWAY	1- 0		5- 0		2- 0	
0- 0	0- 0		0- 0		NEUTRAL	0- 0		0- 0		0- 0	
9- 2	0- 2		0- 0		NON-CONFERENCE	2- 0		7- 0		3- 0	
5- 1	0- 1		0- 0		HOME	1- 0		4- 0		2- 0	
4- 1	0- 1		0- 0		AWAY	1- 0		3- 0		1- 0	
0- 0	0- 0		0- 0		NEUTRAL	0- 0		0- 0		0- 0	
10- 7	1- 4		2- 3		CONFERENCE	1- 0		6- 0		2- 0	
7- 2	1- 1		1- 1		HOME	1- 0		4- 0		1- 0	
3- 5	0- 3		1- 2		AWAY	0- 0		2- 0		1- 0	
0- 0	0- 0		0- 0		NEUTRAL	0- 0		0- 0		0- 0	

RPI 1-25				RPI 26-50				Team's RPI: 37				RPI 51-100				RPI 101+			
RPI	S	Opponent	Score	RPI	S	Opponent	Score	RPI	S	Opponent	Score	RPI	S	Opponent	Score	RPI	S	Opponent	Score
2	A	UConn	47 82	41	A	Oregon St.	48 68	76	H	Saint Mary's (CA)	87 80	103	A	Washington St.	67 54				
6	A	Oregon	54 91	46	A	Southern Cal i forni a	62 59	92	A	Kentucky	62 52	103	H	Washington St.	66 60				
9	A	UCLA	52 60	46	H	Southern Cal i forni a	76 64	99	H	Utah	84 73	145	H	Col orado	78 76				
9	H	UCLA	46 82	48	A	Ari zona St.	71 80					148	H	BYU	70 45				
15	A	Stanford	69 74	48	H	Ari zona St.	42 57					172	A	Brown	89 79				
15	H	Stanford	78 66									176	H	San Di ego	89 64				
17	H	Mi ssouri	52 55									183	A	Paci fic	92 85				
												192	H	Washi ngton	69 60				
												232	H	Seattle U	87 67				
												248	H	Manhattan	87 66				
												278	A	Ari zona	53 51				
												278	H	Ari zona	63 39				
												284	A	Santa Cl ara	79 41				
LAST 12 Di vi si on I GAMES:																			
103	A	Washington St.	67 54	6	A	Oregon	54 91					48	H	Ari zona St.	42 57				
15	H	Stanford	78 66	278	H	Ari zona	63 39					46	A	Southern Cal i forni a	62 59				
15	A	Stanford	69 74	9	A	UCLA	52 60					9	A	UCLA	52 60				
99	H	Utah	84 73	103	H	Washi ngton St.	66 60												
145	H	Col orado	78 76																
41	A	Oregon St.	48 68																

Non-Di v I Games:

Cal i forni a

Average RPI Win:	282	WON-LOST	WINNING	LAST 10	STRENGTH OF	OPP. STRENGTH	TEAM	ADJ.	CONF.	ADJ CONF.
Average RPI Loss:	196	RECORD	PCT. RANK	GAMES	SCHEDULE	OF SCHEDULE	RPI	RPI	RPI	RPI
DIV. I ONLY	11- 13	200	4- 6	327	314	263	263	27	27	
DIV. I NON-CONF.	5- 4	146	0- 0	323	281	233	233	28	28	
<hr/>										
TOTALS	RPI 1-25	RPI 26-50	W-L RECORDS	RPI 51-100	RPI 101-999	RPI 201+				
11- 13	0- 0	0- 0	OVERALL	0- 3	11- 10	10- 7				
5- 6	0- 0	0- 0	HOME	0- 2	5- 4	5- 2				
6- 7	0- 0	0- 0	AWAY	0- 0	6- 4	5- 4				
0- 0	0- 0	0- 0	NEUTRAL	0- 0	0- 0	0- 0				
5- 4	0- 0	0- 0	NON-CONFERENCE	0- 1	5- 3	5- 2				
2- 2	0- 0	0- 0	HOME	0- 1	2- 1	2- 1				
3- 2	0- 0	0- 0	AWAY	0- 0	3- 2	3- 1				
0- 0	0- 0	0- 0	NEUTRAL	0- 0	0- 0	0- 0				
6- 9	0- 0	0- 0	CONFERENCE	0- 2	6- 7	5- 5				
3- 4	0- 0	0- 0	HOME	0- 1	3- 3	3- 1				
3- 5	0- 0	0- 0	AWAY	0- 1	3- 4	2- 4				
0- 0	0- 0	0- 0	NEUTRAL	0- 0	0- 0	0- 0				

RPI 1-25				RPI 26-50				RPI 51-100				RPI 101+				Team's RPI: 263	
RPI	S	Opponent	Score	RPI	S	Opponent	Score	RPI	S	Opponent	Score	RPI	S	Opponent	Score		
								58	H	Mercer	57	58	140	A	Kansas	48	66
								89	A	Li berty	42	60	152	H	Radford	50	51
								89	H	Li berty	33	46	194	A	Hi gh Point	51	44
												194	H	Hi gh Point	53	62	
												212	H	Norfol k St.	27	53	
												218	A	UNC Asheville	33	38	
												218	H	UNC Asheville	52	60	
												223	A	UNCG	72	61	
												231	A	Gardner-Webb	73	44	
												254	A	Presbyteri an	59	65	
												254	H	Presbyteri an	53	40	
												264	A	Howard	61	63	
												266	A	Col. of Charleston	53	45	
												292	H	USC Upstate	69	49	
												310	H	Western Caro.	58	51	
												313	A	Charleston So.	59	63	
												313	H	Charleston So.	58	49	
												330	A	N. C. Central	58	51	
												340	A	Winthrop	72	48	
												346	A	Longwood	50	57	
												346	H	Longwood	58	48	
LAST 12 Division I GAMES:																	
				218	A	UNC Asheville	33	38	152	H	Radford	50	51				
				346	A	Longwood	50	57	346	H	Longwood	58	48				
				254	H	Presbyteri an	53	40	231	A	Gardner-Webb	73	44				
				89	H	Li berty	33	46	89	A	Li berty	42	60				
				313	A	Charleston So.	59	63	194	H	Hi gh Point	53	62				
				194	A	Hi gh Point	51	44	254	A	Presbyteri an	59	65				

Non-Div I Games: William Peace 94 42 Columbia Int'l 78 39

Campbell

Average RPI Win: 277	WON-LOST RECORD	WINNING PCT. RANK	LAST 10 GAMES	STRENGTH OF SCHEDULE	OPP. STRENGTH OF SCHEDULE	TEAM RPI	ADJ. RPI	CONF. RPI	ADJ. CONF. RPI
Average RPI Loss: 182									
DIV. I ONLY	10- 19	260	4- 6	272	295	285	285	28	28
DIV. I NON-CONF.	2- 9	295	0- 0	214	257	297	297	25	25

TOTALS	RPI 1-25	RPI 26-50	W-L RECORDS	RPI 51-100	RPI 101-999	RPI 201+			
10- 19	0- 1	0- 2	OVERALL	0- 1	10- 15	9- 9			
5- 9	0- 0	0- 1	HOME	0- 0	5- 8	4- 6			
5- 9	0- 0	0- 0	AWAY	0- 1	5- 0	5- 0			
0- 1	0- 0	0- 0	NEUTRAL	0- 0	0- 1	0- 0			
2- 9	0- 1	0- 0	NON-CONFERENCE	0- 1	2- 7	2- 4			
1- 4	0- 0	0- 0	HOME	0- 0	1- 4	1- 3			
1- 4	0- 1	0- 0	AWAY	0- 1	1- 2	1- 1			
0- 1	0- 0	0- 0	NEUTRAL	0- 0	0- 1	0- 0			
8- 10	0- 0	0- 2	CONFERENCE	0- 0	8- 8	7- 5			
4- 5	0- 0	0- 1	HOME	0- 0	4- 4	3- 3			
4- 5	0- 0	0- 1	AWAY	0- 0	4- 4	4- 2			
0- 0	0- 0	0- 0	NEUTRAL	0- 0	0- 0	0- 0			

RPI 1-25				RPI 26-50				RPI 51-100				RPI 101+				Team's RPI: 285
RPI	S	Opponent	Score	RPI	S	Opponent	Score	RPI	S	Opponent	Score	RPI	S	Opponent	Score	
14	A	Buffalo	47 73	40	A	Quinnipiac	39 64	87	A	Miami (OH)	47 72	106	A	Bucknell	57 76	
				40	H	Quinnipiac	55 84					112	N	Middle Tenn.	45 55	
												158	A	Marist	47 58	
												158	H	Marist	53 78	
												184	H	Morehead St.	52 76	
												191	A	Siena	59 68	
												191	H	Siena	65 57	
												210	A	Bowling Green	71 57	
												211	H	Oakland	48 83	
												246	A	Niagara	72 66	
												246	H	Niagara	64 60	
												248	A	Manhattan	39 58	
												248	H	Manhattan	56 59	
												250	H	St. Bonaventure	71 69	
												259	H	Fairfield	52 56	
												271	H	Cornell	59 67	
												273	A	Rider	54 70	
												273	H	Rider	54 62	
												277	H	Colgate	63 70	
												299	A	Monmouth	60 48	
												299	H	Monmouth	62 50	
												315	A	UTRGV	46 63	
												335	A	Iona	53 49	
												348	A	Saint Peter's	66 53	
												348	H	Saint Peter's	52 49	

LAST 12 Division I GAMES:																
191	A	Siena	59 68	348	H	Saint Peter's	52 49									
246	A	Niagara	72 66	246	H	Niagara	64 60									
273	H	Rider	54 62	158	H	Marist	53 78									
299	H	Monmouth	62 50	40	H	Quinnipiac	55 84									
158	A	Marist	47 58	299	A	Monmouth	60 48									
40	A	Quinnipiac	39 64	348	A	Saint Peter's	66 53									

Non-Div I Games:

Canisius

Average RPI Win:	260	WON-LOST	WINNING	LAST 10	STRENGTH OF	OPP. STRENGTH	TEAM	ADJ.	CONF.	ADJ CONF.
Average RPI Loss:	115	RECORD	PCT. RANK	GAMES	SCHEDULE	OF SCHEDULE	RPI	RPI	RPI	RPI
DIV. I ONLY	14- 8	100	6- 4	213	261	127	127	26	26	
DIV. I NON-CONF.	3- 4	209	0- 0	54	31	84	84	26	26	

TOTALS	RPI 1-25	RPI 26-50	W-L RECORDS	RPI 51-100	RPI 101-999	RPI 201+				
14- 8	0- 3	0- 0	OVERALL	0- 0	14- 5	12- 2				
7- 2	0- 0	0- 0	HOME	0- 0	7- 2	6- 1				
5- 6	0- 0	0- 0	AWAY	0- 0	5- 0	5- 0				
2- 0	0- 0	0- 0	NEUTRAL	0- 0	2- 0	1- 0				
3- 4	0- 3	0- 0	NON-CONFERENCE	0- 0	3- 1	2- 0				
1- 0	0- 0	0- 0	HOME	0- 0	1- 0	1- 0				
0- 4	0- 3	0- 0	AWAY	0- 0	0- 1	0- 0				
2- 0	0- 0	0- 0	NEUTRAL	0- 0	2- 0	1- 0				
11- 4	0- 0	0- 0	CONFERENCE	0- 0	11- 4	10- 2				
6- 2	0- 0	0- 0	HOME	0- 0	6- 2	5- 1				
5- 2	0- 0	0- 0	AWAY	0- 0	5- 2	5- 1				
0- 0	0- 0	0- 0	NEUTRAL	0- 0	0- 0	0- 0				

RPI 1-25				RPI 26-50				RPI 51-100				RPI 101+ Team's RPI: 127			
RPI	S	Opponent	Score	RPI	S	Opponent	Score	RPI	S	Opponent	Score	RPI	S	Opponent	Score
5	A	Baylor	55 86									109	A	SFA	46 59
10	A	Tennessee	34 77									109	H	SFA	50 55
20	A	Texas A&M	61 72									116	H	Lamar University	51 39
												150	A	South Ala.	43 64
												151	N	Clemson	53 47
												224	A	A&M-Corpus Christi	58 50
												226	H	Abilene Christian	63 45
												229	H	New Orleans	48 52
												237	A	Nicholls St.	69 48
												237	H	Nicholls St.	60 42
												279	N	North Dakota St.	68 45
												280	A	McNeese	51 45
												291	A	Southeastern La.	70 78
												291	H	Southeastern La.	63 47
												295	H	Alcorn	75 52
												304	A	Incarnate Word	57 35
												323	H	Houston Baptist	64 56
												332	A	Northwestern St.	61 53
												339	H	Sam Houston St.	69 44
LAST 12 Division I GAMES:															
109	H	SFA	50 55	109	A	SFA	46 59								
237	H	Nicholls St.	60 42	226	H	Abilene Christian	63 45								
280	A	McNeese	51 45	229	H	New Orleans	48 52								
323	H	Houston Baptist	64 56	237	A	Nicholls St.	69 48								
291	A	Southeastern La.	70 78	304	A	Incarnate Word	57 35								
332	A	Northwestern St.	61 53	116	H	Lamar University	51 39								

Non-Div I Games: Central Baptist 75 34 Williams Baptist 77 31 Crowley's Ridge 106 23 Hendrix 79 22 Central Ark.

Average RPI Win:	293	WON-LOST	WINNING	LAST 10	STRENGTH OF	OPP. STRENGTH	TEAM	ADJ.	CONF.	ADJ CONF.
Average RPI Loss:	182	RECORD	PCT. RANK	GAMES	SCHEDULE	OF SCHEDULE	RPI	RPI	RPI	RPI
DIV. I ONLY	6- 19	304	4- 6	192	311	296	296	29	29	
DIV. I NON-CONF.	0- 11	337	0- 0	62	185	291	291	29	29	

TOTALS	RPI 1-25	RPI 26-50	W-L RECORDS	RPI 51-100	RPI 101-999	RPI 201+				
6- 19	0- 0	0- 1	OVERALL	0- 4	6- 14	6- 8				
4- 7	0- 0	0- 0	HOME	0- 1	4- 6	4- 4				
2- 12	0- 0	0- 1	AWAY	0- 3	2- 8	2- 4				
0- 0	0- 0	0- 0	NEUTRAL	0- 0	0- 0	0- 0				
0- 11	0- 0	0- 1	NON-CONFERENCE	0- 4	0- 6	0- 2				
0- 4	0- 0	0- 0	HOME	0- 1	0- 3	0- 1				
0- 7	0- 0	0- 1	AWAY	0- 3	0- 3	0- 1				
0- 0	0- 0	0- 0	NEUTRAL	0- 0	0- 0	0- 0				
6- 8	0- 0	0- 0	CONFERENCE	0- 0	6- 8	6- 6				
4- 3	0- 0	0- 0	HOME	0- 0	4- 3	4- 3				
2- 5	0- 0	0- 0	AWAY	0- 0	2- 5	2- 3				
0- 0	0- 0	0- 0	NEUTRAL	0- 0	0- 0	0- 0				

RPI 1-25				RPI 26-50				RPI 51-100				RPI 101+ Team's RPI: 296			
RPI	S	Opponent	Score	RPI	S	Opponent	Score	RPI	S	Opponent	Score	RPI	S	Opponent	Score
				35	A	Virginia	59 103	64	A	West Virginia	52 102	122	A	Saint Francis (PA)	59 87
								73	A	Duquesne	58 83	125	H	Yale	62 75
								79	H	Albany (NY)	60 72	130	A	Robert Morris	47 66
								83	A	Penn St.	66 83	153	A	Hartford	52 68
												172	H	Brown	55 78
												182	A	Stony Brook	55 60
												258	H	Morgan St.	41 61
												267	H	St. Francis Brooklyn	70 78
												268	A	Sacred Heart	73 71
												268	H	Sacred Heart	69 59
												269	A	Fairleigh Dickinson	49 78
												269	H	Fairleigh Dickinson	76 56
												286	H	LIU Brooklyn	54 61
												287	A	Bryant	50 66
												287	H	Bryant	66 59
												288	A	Mt. St. Mary's	56 76
												288	H	Mt. St. Mary's	56 68
												290	A	Vermont	48 62
												334	A	Wagner	66 64
												334	H	Wagner	59 56
LAST 12 Division I GAMES:															
				288	A	Mt. St. Mary's	56 76	122	A	Saint Francis (PA)	59 87				
				334	A	Wagner	66 64	286	H	LIU Brooklyn	54 61				
				287	H	Bryant	66 59	267	H	St. Francis Brooklyn	70 78				
				269	H	Fairleigh Dickinson	76 56	269	A	Fairleigh Dickinson	49 78				
				268	A	Sacred Heart	73 71	268	H	Sacred Heart	69 59				
				130	A	Robert Morris	47 66	287	A	Bryant	50 66				

Non-Div I Games:

Central Conn. St.

Average RPI Win:	148	WON-LOST	WINNING	LAST 10	STRENGTH OF	OPP. STRENGTH	TEAM	ADJ.	CONF.	ADJ CONF.
Average RPI Loss:	43	RECORD	PCT. RANK	GAMES	SCHEDULE	OF SCHEDULE	RPI	RPI	RPI	RPI
DIV. I ONLY	21- 4	15	9- 1	87	80	27	27	7	7	
DIV. I NON-CONF.	7- 3	74	0- 0	190	53	93	93	8	8	

TOTALS	RPI 1-25	RPI 26-50	W-L RECORDS	RPI 51-100	RPI 101-999	RPI 201+				
21- 4	1- 1	1- 2	OVERALL	4- 1	15- 0	6- 0				
10- 2	1- 0	0- 2	HOME	2- 0	7- 0	2- 0				
9- 2	0- 1	1- 0	AWAY	2- 1	6- 0	3- 0				
2- 0	0- 0	0- 0	NEUTRAL	0- 0	2- 0	1- 0				
7- 3	0- 0	0- 2	NON-CONFERENCE	0- 1	7- 0	4- 0				
2- 2	0- 0	0- 2	HOME	0- 0	2- 0	1- 0				
3- 1	0- 0	0- 0	AWAY	0- 1	3- 0	2- 0				
2- 0	0- 0	0- 0	NEUTRAL	0- 0	2- 0	1- 0				
14- 1	1- 1	1- 0	CONFERENCE	4- 0	8- 0	2- 0				
8- 0	1- 0	0- 0	HOME	2- 0	5- 0	1- 0				
6- 1	0- 1	1- 0	AWAY	2- 0	3- 0	1- 0				
0- 0	0- 0	0- 0	NEUTRAL	0- 0	0- 0	0- 0				

RPI 1-25				RPI 26-50				Team's RPI: 27				RPI 51-100				RPI 101+			
RPI	S	Opponent	Score	RPI	S	Opponent	Score	RPI	S	Opponent	Score	RPI	S	Opponent	Score	RPI	S	Opponent	Score
14	A	Buffalo	82 85	39	A	Ball St.	69 65	63	H	Toledo	85 47	110	H	Western Mich.	74 70				
14	H	Buffalo	86 79	40	H	Quinnipiac	70 84	73	A	Duquesne	61 64	118	N	Iowa St.	81 60				
				44	H	Purdue	69 79	86	A	Ohio	74 72	126	A	Northern Ill.	81 78				
								86	H	Ohio	82 58	126	H	Northern Ill.	91 77				
								87	A	Miami (OH)	84 66	134	H	Vanderbilt	92 75				
												143	A	SIUE	94 56				
												156	H	Kent St.	88 84				
												201	A	Eastern Mich.	95 72				
												201	H	Eastern Mich.	95 82				
												210	H	Bowling Green	90 54				
												211	A	Oakland	103 85				
												216	A	Akron	95 86				
												259	A	Indiana St.	77 67				
												265	N	San Diego St.	85 76				
												266	H	Col. of Charleston	79 58				

										LAST 12 Division I GAMES:									
126	H	Northern Ill.	91 77	14	H	Buffalo	86 79	110	H	Western Mich.	74 70	216	A	Akron	95 86				
201	H	Eastern Mich.	95 82	126	A	Northern Ill.	81 78	156	H	Kent St.	88 84	210	H	Bowling Green	90 54				
14	A	Buffalo	82 85	86	A	Ohio	74 72	201	A	Eastern Mich.	95 72								
63	H	Toledo	85 47																
86	A	Ohio	74 72																
201	A	Eastern Mich.	95 72																

Non-Div I Games: Aquinas 96 47

Central Mich.

Average RPI Win:	309	WON-LOST	WINNING	LAST 10	STRENGTH OF	OPP. STRENGTH	TEAM	ADJ.	CONF.	ADJ CONF.
Average RPI Loss:	200	RECORD	PCT. RANK	GAMES	SCHEDULE	OF SCHEDULE	RPI	RPI	RPI	RPI
DIV. I ONLY	7- 16	273	3- 7	312	335	313	313	27	27	
DIV. I NON-CONF.	2- 6	280	0- 0	339	243	336	336	28	28	

TOTALS	RPI 1-25	RPI 26-50	W-L RECORDS	RPI 51-100	RPI 101-999	RPI 201+				
7- 16	0- 0	0- 0	OVERALL	0- 2	7- 14	7- 8				
4- 6	0- 0	0- 0	HOME	0- 0	4- 6	4- 4				
3- 9	0- 0	0- 0	AWAY	0- 0	3- 4	3- 2				
0- 1	0- 0	0- 0	NEUTRAL	0- 0	0- 1	0- 0				
2- 6	0- 0	0- 0	NON-CONFERENCE	0- 1	2- 5	2- 3				
1- 2	0- 0	0- 0	HOME	0- 0	1- 2	1- 2				
1- 3	0- 0	0- 0	AWAY	0- 1	1- 2	1- 1				
0- 1	0- 0	0- 0	NEUTRAL	0- 0	0- 1	0- 0				
5- 10	0- 0	0- 0	CONFERENCE	0- 1	5- 9	5- 5				
3- 4	0- 0	0- 0	HOME	0- 0	3- 4	3- 2				
2- 6	0- 0	0- 0	AWAY	0- 1	2- 5	2- 3				
0- 0	0- 0	0- 0	NEUTRAL	0- 0	0- 0	0- 0				

RPI 1-25				RPI 26-50				RPI 51-100				RPI 101+				Team's RPI: 313	
RPI	S	Opponent	Score	RPI	S	Opponent	Score	RPI	S	Opponent	Score	RPI	S	Opponent	Score		
								62	A	Georgia Tech	51	78	151	A	Clemson	30	66
								89	A	Liberty	53	63	152	A	Radford	57	74
													152	H	Radford	56	61
													153	N	Hartford	43	62
													194	A	High Point	49	52
													194	H	High Point	74	75
													218	A	UNC Asheville	69	71
													218	H	UNC Asheville	61	78
													231	A	Gardner-Webb	52	68
													231	H	Gardner-Webb	59	75
													254	A	Presbyterian	64	61
													261	H	Lipscomb	54	58
													263	A	Campbell	49	58
													263	H	Campbell	63	59
													301	A	Wofford	68	45
													307	A	FIU	70	77
													311	H	Coppin St.	72	58
													319	H	South Carolina St.	58	60
													340	H	Winthrop	81	45
													346	A	Longwood	78	61
													346	H	Longwood	73	57
LAST 12 Division I GAMES:																	
				194	A	High Point	49	52	254	A	Presbyterian	64	61				
				231	H	Gardner-Webb	59	75	194	H	High Point	74	75				
				218	A	UNC Asheville	69	71	218	H	UNC Asheville	61	78				
				152	A	Radford	57	74	231	A	Gardner-Webb	52	68				
				263	H	Campbell	63	59	340	H	Winthrop	81	45				
				346	A	Longwood	78	61	152	H	Radford	56	61				

Non-Div I Games: Southern Wesleyan 94 56 Erskine 79 43

Charleston So.

Average RPI Win:	232	WON-LOST	WINNING	LAST 10	STRENGTH OF	OPP. STRENGTH	TEAM	ADJ.	CONF.	ADJ CONF.
Average RPI Loss:	111	RECORD	PCT. RANK	GAMES	SCHEDULE	OF SCHEDULE	RPI	RPI	RPI	RPI
DIV. I ONLY	12- 14	197	6- 4	100	157	139	139	18	18	
DIV. I NON-CONF.	4- 9	249	0- 0	94	74	211	211	19	19	

TOTALS	RPI 1-25	RPI 26-50	W-L RECORDS	RPI 51-100	RPI 101-999	RPI 201+				
12- 14	0- 1	0- 3	OVERALL	2- 3	10- 7	9- 1				
7- 3	0- 0	0- 1	HOME	1- 2	6- 0	6- 0				
5- 9	0- 0	0- 1	AWAY	1- 1	4- 7	3- 1				
0- 2	0- 1	0- 1	NEUTRAL	0- 0	0- 0	0- 0				
4- 9	0- 1	0- 2	NON-CONFERENCE	1- 2	3- 4	3- 0				
3- 2	0- 0	0- 1	HOME	1- 1	2- 0	2- 0				
1- 5	0- 0	0- 0	AWAY	0- 1	1- 4	1- 0				
0- 2	0- 1	0- 1	NEUTRAL	0- 0	0- 0	0- 0				
8- 5	0- 0	0- 1	CONFERENCE	1- 1	7- 3	6- 1				
4- 1	0- 0	0- 0	HOME	0- 1	4- 0	4- 0				
4- 4	0- 0	0- 1	AWAY	1- 0	3- 3	2- 1				
0- 0	0- 0	0- 0	NEUTRAL	0- 0	0- 0	0- 0				

RPI 1-25				RPI 26-50				RPI 51-100				RPI 101+ Team's RPI: 139			
RPI	S	Opponent	Score	RPI	S	Opponent	Score	RPI	S	Opponent	Score	RPI	S	Opponent	Score
18	N	Iowa	64 77	32	N	South Dakota St.	70 71	58	H	Mercer	74 90	112	A	Middle Tenn.	45 64
				33	H	Rutgers	54 77	73	H	Duquesne	75 72	123	A	Arkansas	72 73
				42	A	Western Ky.	61 83	77	A	UAB	80 71	166	A	Louisiana Tech	64 51
								91	H	Rice	55 62	170	A	Davidson	66 68
								97	A	Wake Forest	69 71	187	A	East Carolina	55 58
												188	A	UTEP	58 67
												189	A	Wisconsin	66 80
												208	A	North Texas	68 73
												214	A	Southern Miss.	85 79
												214	H	Southern Miss.	66 56
												218	A	UNC Asheville	51 47
												281	A	Old Dominion	63 60
												282	H	UTSA	88 75
												307	H	FIU	80 57
												311	H	Coppin St.	78 49
												316	H	Marshall	67 61
												319	H	South Carolina St.	64 49

LAST 12 Division I GAMES:															
				42	A	Western Ky.	61 83	112	A	Middle Tenn.	45 64				
				77	A	UAB	80 71	214	A	Southern Miss.	85 79				
				166	A	Louisiana Tech	64 51	91	H	Rice	55 62				
				282	H	UTSA	88 75	208	A	North Texas	68 73				
				307	H	FIU	80 57	188	A	UTEP	58 67				
				316	H	Marshall	67 61	281	A	Old Dominion	63 60				

Non-Div I Games:

Charlotte

Average RPI Win:	197	WON-LOST	WINNING	LAST 10	STRENGTH OF	OPP. STRENGTH	TEAM	ADJ.	CONF.	ADJ CONF.
Average RPI Loss:	97	RECORD	PCT. RANK	GAMES	SCHEDULE	OF SCHEDULE	RPI	RPI	RPI	RPI
DIV. I ONLY	16- 11	120	5- 5	104	121	108	108	17	17	
DIV. I NON-CONF.	9- 5	99	0- 0	45	57	58	58	17	17	

TOTALS	RPI 1-25	RPI 26-50	W-L RECORDS	RPI 51-100	RPI 101-999	RPI 201+				
16- 11	0- 1	0- 1	OVERALL	3- 4	13- 5	8- 0				
8- 5	0- 0	0- 0	HOME	1- 3	7- 2	5- 0				
5- 5	0- 1	0- 0	AWAY	1- 1	4- 3	3- 0				
3- 1	0- 0	0- 1	NEUTRAL	1- 0	2- 0	0- 0				
9- 5	0- 1	0- 1	NON-CONFERENCE	3- 2	6- 1	2- 0				
4- 2	0- 0	0- 0	HOME	1- 2	3- 0	2- 0				
2- 2	0- 1	0- 0	AWAY	1- 0	1- 1	0- 0				
3- 1	0- 0	0- 1	NEUTRAL	1- 0	2- 0	0- 0				
7- 6	0- 0	0- 0	CONFERENCE	0- 2	7- 4	6- 0				
4- 3	0- 0	0- 0	HOME	0- 1	4- 2	3- 0				
3- 3	0- 0	0- 0	AWAY	0- 1	3- 2	3- 0				
0- 0	0- 0	0- 0	NEUTRAL	0- 0	0- 0	0- 0				

RPI 1-25				RPI 26-50				RPI 51-100				RPI 101+				Team's RPI: 108
RPI	S	Opponent	Score	RPI	S	Opponent	Score	RPI	S	Opponent	Score	RPI	S	Opponent	Score	
16	A	Green Bay	30 60	34	N	Princeton	49 59	52	A	Indiana	64 61	113	N	Georgetown	54 41	
								53	H	UCF	57 58	121	A	ETSU	58 65	
								54	H	FGCU	68 61	121	H	ETSU	55 61	
								58	A	Mercer	56 65	157	H	Samford	68 58	
								58	H	Mercer	50 71	162	A	Florida	65 60	
								74	H	Virginia Tech	44 64	174	A	Furman	57 58	
								100	N	Auburn	50 41	174	H	Furman	45 50	
												180	A	Stetson	67 78	
												181	N	Northwestern	61 44	
												197	H	UT Martin	87 82	
												209	H	Hampton	64 52	
												223	A	UNCG	73 57	
												223	H	UNCG	49 42	
												254	H	Presbyterian	71 51	
												301	A	Wofford	54 47	
												301	H	Wofford	76 46	
												310	A	Western Caro.	58 41	
												310	H	Western Caro.	47 32	

LAST 12 Division I GAMES:																
				58	A	Mercer	56 65	58	H	Mercer	50 71					
				301	H	Wofford	76 46	157	H	Samford	68 58					
				174	H	Furman	45 50	174	A	Furman	57 58					
				121	H	ETSU	55 61	301	A	Wofford	54 47					
				223	A	UNCG	73 57	121	A	ETSU	58 65					
				310	A	Western Caro.	58 41	310	H	Western Caro.	47 32					

Non-Div I Games:

Chattanooga

Average RPI Win:	326	WON-LOST	WINNING	LAST 10	STRENGTH OF	OPP. STRENGTH	TEAM	ADJ.	CONF.	ADJ CONF.
Average RPI Loss:	207	RECORD	PCT. RANK	GAMES	SCHEDULE	OF SCHEDULE	RPI	RPI	RPI	RPI
DIV. I ONLY	1- 26	349	1- 9	261	325	345	345	31	31	
DIV. I NON-CONF.	0- 15	337	0- 0	226	252	341	341	31	31	

TOTALS	RPI 1-25	RPI 26-50	W-L RECORDS	RPI 51-100	RPI 101-999	RPI 201+				
1- 26	0- 0	0- 0	OVERALL	0- 2	1- 24	1- 15				
0- 12	0- 0	0- 0	HOME	0- 0	0- 12	0- 7				
1- 13	0- 0	0- 0	AWAY	0- 2	1- 11	1- 8				
0- 1	0- 0	0- 0	NEUTRAL	0- 0	0- 1	0- 0				
0- 15	0- 0	0- 0	NON-CONFERENCE	0- 2	0- 13	0- 4				
0- 7	0- 0	0- 0	HOME	0- 0	0- 7	0- 2				
0- 7	0- 0	0- 0	AWAY	0- 2	0- 5	0- 2				
0- 1	0- 0	0- 0	NEUTRAL	0- 0	0- 1	0- 0				
1- 11	0- 0	0- 0	CONFERENCE	0- 0	1- 11	1- 11				
0- 5	0- 0	0- 0	HOME	0- 0	0- 5	0- 5				
1- 6	0- 0	0- 0	AWAY	0- 0	1- 6	1- 6				
0- 0	0- 0	0- 0	NEUTRAL	0- 0	0- 0	0- 0				

RPI 1-25				RPI 26-50				RPI 51-100				RPI 101+ Team's RPI: 345					
RPI	S	Opponent	Score	RPI	S	Opponent	Score	RPI	S	Opponent	Score	RPI	S	Opponent	Score		
								90	A	Kansas St.	51	99	104	H	Milwaukee	59	84
								96	A	Wright St.	39	84	111	A	Western Ill.	54	71
												111	H	Western Ill.	45	83	
												126	H	Northern Ill.	59	80	
												138	A	Wichita St.	63	66	
												173	A	Pittsburgh	49	87	
												178	N	Oral Roberts	43	73	
												181	H	Northwestern	36	63	
												184	H	Morehead St.	40	79	
												202	A	CSU Bakersfield	49	63	
												202	H	CSU Bakersfield	36	63	
												221	A	Illinois	56	66	
												232	A	Seattle U	60	72	
												232	H	Seattle U	56	63	
												233	A	New Mexico St.	59	74	
												233	H	New Mexico St.	55	63	
												253	A	Grand Canyon	36	64	
												253	H	Grand Canyon	43	59	
												276	A	UMKC	47	106	
												300	A	Valparaiso	60	71	
												302	H	Loyola Chicago	28	46	
												308	H	Jackson St.	69	87	
												315	A	UTRGV	44	81	
												326	A	Utah Valley	84	74	
												326	H	Utah Valley	30	68	
LAST 12 Division I GAMES:																	
233	H	New Mexico St.	55	63	315	A	UTRGV	44	81								
276	A	UMKC	47	106	202	A	CSU Bakersfield	49	63								
232	A	Seattle U	60	72	253	A	Grand Canyon	36	64								
326	A	Utah Valley	84	74	326	H	Utah Valley	30	68								
253	H	Grand Canyon	43	59	232	H	Seattle U	56	63								
202	H	CSU Bakersfield	36	63	233	A	New Mexico St.	59	74								

Non-Div I Games:

Chicago St.

Average RPI Win:	196	WON-LOST	WINNING	LAST 10	STRENGTH OF	OPP. STRENGTH	TEAM	ADJ.	CONF.	ADJ CONF.
Average RPI Loss:	108	RECORD	PCT. RANK	GAMES	SCHEDULE	OF SCHEDULE	RPI	RPI	RPI	RPI
DIV. I ONLY	16- 10	110	7- 3	170	85	128	128	8	8	
DIV. I NON-CONF.	7- 5	132	0- 0	260	127	213	213	7	7	

TOTALS	RPI 1-25	RPI 26-50	W-L RECORDS	RPI 51-100	RPI 101-999	RPI 201+				
16- 10	0- 3	0- 0	OVERALL	2- 1	14- 6	8- 1				
10- 6	0- 2	0- 0	HOME	1- 1	9- 3	6- 0				
6- 4	0- 1	0- 0	AWAY	1- 0	5- 3	2- 1				
0- 0	0- 0	0- 0	NEUTRAL	0- 0	0- 0	0- 0				
7- 5	0- 1	0- 0	NON-CONFERENCE	1- 0	6- 4	6- 1				
6- 3	0- 1	0- 0	HOME	1- 0	5- 2	5- 0				
1- 2	0- 0	0- 0	AWAY	0- 0	1- 2	1- 1				
0- 0	0- 0	0- 0	NEUTRAL	0- 0	0- 0	0- 0				
9- 5	0- 2	0- 0	CONFERENCE	1- 1	8- 2	2- 0				
4- 3	0- 1	0- 0	HOME	0- 1	4- 1	1- 0				
5- 2	0- 1	0- 0	AWAY	1- 0	4- 1	1- 0				
0- 0	0- 0	0- 0	NEUTRAL	0- 0	0- 0	0- 0				

RPI 1-25				RPI 26-50				RPI 51-100				RPI 101+				Team's RPI: 128
RPI	S	Opponent	Score	RPI	S	Opponent	Score	RPI	S	Opponent	Score	RPI	S	Opponent	Score	
2	A	UConn	65 106					53	H	UCF	38 50	120	H	Tulane	83 52	
7	H	Ohio St.	76 87					55	A	Houston	88 82	121	A	ETSU	77 87	
19	H	South Fla.	46 69					87	H	Miami (OH)	73 62	122	H	Saint Francis (PA)	73 77	
												138	A	Wichita St.	75 69	
												173	H	Pittsburgh	46 66	
												177	A	Tulsa	51 64	
												177	H	Tulsa	78 41	
												187	A	East Carolina	66 54	
												187	H	East Carolina	70 79	
												193	A	Temple	70 52	
												193	H	Temple	80 72	
												203	H	Memphis	64 53	
												205	A	SMU	58 40	
												210	H	Bowling Green	75 51	
												215	H	Southeast Mo. St.	65 52	
												220	A	Xavier	50 53	
												264	H	Howard	87 53	
												281	A	Old Dominion	54 33	
												291	H	Southeastern La.	82 43	
												314	H	Eastern Ky.	64 53	

LAST 12 Division I GAMES:																
193	A	Temple	70 52	187	H	East Carolina	70 79									
177	H	Tulsa	78 41	205	A	SMU	58 40									
120	H	Tulane	83 52	203	H	Memphis	64 53									
138	A	Wichita St.	75 69	193	H	Temple	80 72									
2	A	UConn	65 106	55	A	Houston	88 82									
53	H	UCF	38 50	177	A	Tulsa	51 64									

Non-Div I Games: Slippery Rock 85 52

Cincinnati

Clemson					Through Games Of Feb. 23, 2018						
Average RPI	Win:	246	WON-LOST	WINNING	LAST 10	STRENGTH OF	OPP. STRENGTH	TEAM	ADJ.	CONF.	ADJ CONF.
Average RPI	Loss:	50	RECORD	PCT. RANK	GAMES	SCHEDULE	OF SCHEDULE	RPI	RPI	RPI	RPI
DIV. I ONLY			11- 18	239	0- 10	54	60	151	151	1	1
DIV. I NON-CONF.			10- 3	52	0- 0	211	289	108	108	1	1

TOTALS		RPI 1-25	RPI 26-50		W-L RECORDS		RPI 51-100		RPI 101-999		RPI 201+
11- 18		0- 8	0- 2		OVERALL		1- 5		10- 3		7- 0
7- 8		0- 4	0- 0		HOME		0- 3		7- 1		5- 0
3- 8		0- 3	0- 2		AWAY		1- 2		2- 1		1- 0
1- 2		0- 1	0- 0		NEUTRAL		0- 0		1- 1		1- 0
10- 3		0- 2	0- 0		NON-CONFERENCE		1- 0		9- 1		7- 0
6- 1		0- 1	0- 0		HOME		0- 0		6- 0		5- 0
3- 0		0- 0	0- 0		AWAY		1- 0		2- 0		1- 0
1- 2		0- 1	0- 0		NEUTRAL		0- 0		1- 1		1- 0
1- 15		0- 6	0- 2		CONFERENCE		0- 5		1- 2		0- 0
1- 7		0- 3	0- 0		HOME		0- 3		1- 1		0- 0
0- 8		0- 3	0- 2		AWAY		0- 2		0- 1		0- 0
0- 0		0- 0	0- 0		NEUTRAL		0- 0		0- 0		0- 0

RPI 1-25				RPI 26-50				RPI 51-100				RPI 101+ Team's RPI: 151			
RPI	S	Opponent	Score	RPI	S	Opponent	Score	RPI	S	Opponent	Score	RPI	S	Opponent	Score
1	A	Notre Dame	37 90	30	A	Syracuse	51 86	51	H	Miami (FL)	60 72	115	A	North Carolina	52 59
4	A	Louisville	46 65	35	A	Virginia	41 70	61	A	Nebraska	67 66	127	N	Central Ark.	47 53
8	A	Florida St.	43 91					62	A	Georgia Tech	33 66	166	A	Louisiana Tech	55 47
8	H	Florida St.	47 69					62	H	Georgia Tech	48 60	173	H	Pittsburgh	42 58
12	H	Duke	35 60					74	A	Virginia Tech	45 53	179	H	Jacksonville St.	53 45
13	H	South Carolina	36 66					97	H	Wake Forest	55 61	190	H	Boston College	65 61
14	N	Buffalo	41 61									257	H	Prairie View	64 58
21	H	NC State	41 62									293	H	Kennesaw St.	41 28
LAST 12 Division I GAMES:															
97	H	Wake Forest	55 61	173	H	Pittsburgh	42 58								
74	A	Virginia Tech	45 53	21	H	NC State	41 62								
8	A	Florida St.	43 91	30	A	Syracuse	51 86								
12	H	Duke	35 60	1	A	Notre Dame	37 90								
4	A	Louisville	46 65	190	H	Boston College	65 61								
62	H	Georgia Tech	48 60	51	H	Miami (FL)	60 72								

Non-Div I Games:

Clemson

Average RPI Win: 227		WON-LOST RECORD		WINNING PCT. RANK		LAST 10 GAMES		STRENGTH OF SCHEDULE		OPP. STRENGTH OF SCHEDULE		TEAM RPI		ADJ. RPI		CONF. RPI		ADJ. CONF. RPI	
Average RPI Loss: 87																			
DIV. I ONLY		19- 9		74		7- 3		176		175		107		107		11		11	
DIV. I NON-CONF.		8- 3		65		0- 0		246		231		113		113		14		14	
TOTALS		RPI 1-25		RPI 26-50		W-L RECORDS		RPI 51-100		RPI 101-999		RPI 201+							
19- 9		1- 1		0- 1		OVERALL		3- 3		15- 4		13- 0							
10- 4		1- 0		0- 1		HOME		2- 1		7- 2		6- 0							
8- 4		0- 1		0- 0		AWAY		1- 2		7- 1		7- 0							
1- 1		0- 0		0- 0		NEUTRAL		0- 0		1- 1		0- 0							
8- 3		0- 0		0- 1		NON-CONFERENCE		1- 1		7- 1		5- 0							
4- 1		0- 0		0- 1		HOME		1- 0		3- 0		2- 0							
3- 1		0- 0		0- 0		AWAY		0- 1		3- 0		3- 0							
1- 1		0- 0		0- 0		NEUTRAL		0- 0		1- 1		0- 0							
11- 6		1- 1		0- 0		CONFERENCE		2- 2		8- 3		8- 0							
6- 3		1- 0		0- 0		HOME		1- 1		4- 2		4- 0							
5- 3		0- 1		0- 0		AWAY		1- 1		4- 1		4- 0							
0- 0		0- 0		0- 0		NEUTRAL		0- 0		0- 0		0- 0							

RPI 1-25				RPI 26-50				RPI 51-100				RPI 101+				Team's RPI: 107	
RPI	S	Opponent	Score	RPI	S	Opponent	Score	RPI	S	Opponent	Score	RPI	S	Opponent	Score		
16	A	Green Bay	43 69	39	H	Ball St.	64 76	63	A	Toledo	56 65	104	A	Milwaukee	72 79		
16	H	Green Bay	71 60					80	A	IUPUI	56 94	104	H	Milwaukee	63 69		
								80	H	IUPUI	64 77	131	N	Saint Louis	64 80		
								86	H	Ohio	71 64	168	H	Youngstown St.	52 66		
								96	A	Wright St.	70 63	175	N	Louisiana	54 45		
								96	H	Wright St.	71 70	201	H	Eastern Mich.	77 65		
												211	A	Oakland	86 66		
												211	H	Oakland	70 62		
												246	A	Niagara	70 61		
												252	A	Illinois St.	56 47		
												256	A	Northern Ky.	70 65		
												256	H	Northern Ky.	72 49		
												262	A	Bradley	67 65		
												316	H	Marshall	85 76		
												322	A	Detroit Mercy	90 76		
												322	H	Detroit Mercy	75 50		
												325	A	Ill.-Chicago	64 42		
												325	H	Ill.-Chicago	70 67		
												347	H	Eastern Ill.	77 69		
LAST 12 Division I GAMES:																	
96	A	Wright St.	70 63	322	A	Detroit Mercy	90 76										
104	H	Milwaukee	63 69	256	H	Northern Ky.	72 49										
16	H	Green Bay	71 60	96	H	Wright St.	71 70										
80	A	IUPUI	56 94	168	H	Youngstown St.	52 66										
325	A	Ill.-Chicago	64 42	256	A	Northern Ky.	70 65										
211	A	Oakland	86 66	16	A	Green Bay	43 69										

Non-Div I Games:

Cleveland and St.

■ Loss, ■ Non-Conf, S Site, H Home A Away N Neutral

Average RPI Win:	241	WON-LOST	WINNING	LAST 10	STRENGTH OF	OPP. STRENGTH	TEAM	ADJ.	CONF.	ADJ CONF.
Average RPI Loss:	166	RECORD	PCT. RANK	GAMES	SCHEDULE	OF SCHEDULE	RPI	RPI	RPI	RPI
DIV. I ONLY	12- 13	194	4- 6	244	266	249	249	22	22	
DIV. I NON-CONF.	4- 5	202	0- 0	328	248	327	327	23	23	

TOTALS	RPI 1-25	RPI 26-50	W-L RECORDS	RPI 51-100	RPI 101-999	RPI 201+				
12- 13	0- 0	0- 1	OVERALL	0- 1	12- 11	7- 4				
11- 4	0- 0	0- 0	HOME	0- 0	11- 4	7- 2				
1- 6	0- 0	0- 0	AWAY	0- 0	1- 6	0- 1				
0- 3	0- 0	0- 1	NEUTRAL	0- 1	0- 1	0- 1				
4- 5	0- 0	0- 1	NON-CONFERENCE	0- 1	4- 3	4- 3				
4- 2	0- 0	0- 0	HOME	0- 0	4- 2	4- 2				
0- 0	0- 0	0- 0	AWAY	0- 0	0- 0	0- 0				
0- 3	0- 0	0- 1	NEUTRAL	0- 1	0- 1	0- 1				
8- 8	0- 0	0- 0	CONFERENCE	0- 0	8- 8	3- 1				
7- 2	0- 0	0- 0	HOME	0- 0	7- 2	3- 0				
1- 6	0- 0	0- 0	AWAY	0- 0	1- 6	0- 1				
0- 0	0- 0	0- 0	NEUTRAL	0- 0	0- 0	0- 0				

RPI 1-25				RPI 26-50				RPI 51-100				RPI 101+				Team's RPI: 249
RPI	S	Opponent	Score	RPI	S	Opponent	Score	RPI	S	Opponent	Score	RPI	S	Opponent	Score	
				30	N	Syracuse	57 69	61	N	Nebraska	47 55	102	A	Little Rock	44 53	
												102	H	Little Rock	49 51	
												135	A	Texas St.	69 78	
												135	H	Texas St.	65 64	
												150	A	South Ala.	62 68	
												150	H	South Ala.	71 56	
												160	A	Troy	97 92	
												160	H	Troy	84 71	
												165	A	UT Arlington	63 65	
												165	H	UT Arlington	89 76	
												175	A	Louisiana	55 59	
												200	H	Arkansas St.	63 70	
												208	N	North Texas	34 50	
												223	H	UNCG	54 60	
												255	H	UNCW	57 41	
												266	H	Col. of Charleston	70 72	
												272	H	Appalachian St.	73 68	
												301	H	Wofford	67 51	
												309	H	Georgia St.	64 49	
												327	H	Ga. Southern	54 51	
												328	H	Fort Wayne	67 58	
												330	H	N.C. Central	68 65	
												337	A	La.-Monroe	56 62	

LAST 12 Division I GAMES:																
				102	A	Little Rock	44 53	102	H	Little Rock	49 51					
				150	H	South Ala.	71 56	200	H	Arkansas St.	63 70					
				160	H	Troy	84 71	160	A	Troy	97 92					
				272	H	Appalachian St.	73 68	150	A	South Ala.	62 68					
				165	A	UT Arlington	63 65	309	H	Georgia St.	64 49					
				135	A	Texas St.	69 78	327	H	Ga. Southern	54 51					

Non-Div I Games: Lees-McRae 73 47 Allen 93 49

Coastal Caro.

Loss,
Non-Conf,
S Site,
H Home
A Away
N Neutral

Average RPI Win:	265	WON-LOST	WINNING	LAST 10	STRENGTH OF	OPP. STRENGTH	TEAM	ADJ.	CONF.	ADJ CONF.
Average RPI Loss:	138	RECORD	PCT. RANK	GAMES	SCHEDULE	OF SCHEDULE	RPI	RPI	RPI	RPI
DIV. I ONLY	6- 21	311	1- 9	148	167	266	266	10	10	
DIV. I NON-CONF.	4- 7	226	0- 0	203	177	232	232	11	11	

TOTALS	RPI 1-25	RPI 26-50	W-L RECORDS	RPI 51-100	RPI 101-999	RPI 201+				
6- 21	0- 1	0- 4	OVERALL	0- 4	6- 12	6- 6				
2- 11	0- 0	0- 2	HOME	0- 2	2- 7	2- 5				
4- 10	0- 1	0- 2	AWAY	0- 2	4- 5	4- 1				
0- 0	0- 0	0- 0	NEUTRAL	0- 0	0- 0	0- 0				
4- 7	0- 1	0- 1	NON-CONFERENCE	0- 2	4- 3	4- 2				
2- 3	0- 0	0- 0	HOME	0- 1	2- 2	2- 2				
2- 4	0- 1	0- 1	AWAY	0- 1	2- 1	2- 0				
0- 0	0- 0	0- 0	NEUTRAL	0- 0	0- 0	0- 0				
2- 14	0- 0	0- 3	CONFERENCE	0- 2	2- 9	2- 4				
0- 8	0- 0	0- 2	HOME	0- 1	0- 5	0- 3				
2- 6	0- 0	0- 1	AWAY	0- 1	2- 4	2- 1				
0- 0	0- 0	0- 0	NEUTRAL	0- 0	0- 0	0- 0				

RPI 1-25				RPI 26-50				RPI 51-100				RPI 101+				Team's RPI: 266
RPI	S	Opponent	Score	RPI	S	Opponent	Score	RPI	S	Opponent	Score	RPI	S	Opponent	Score	
13	A	South Carolina	43 69	27	A	Central Mich.	58 79	70	A	Michigan St.	43 107	117	A	Delaware	51 79	
				47	H	Drexel	53 80	71	A	James Madison	53 67	117	H	Delaware	59 68	
				50	A	Elon	44 97	71	H	James Madison	45 67	132	A	Northeastern	37 59	
				50	H	Elon	55 77	97	H	Wake Forest	40 77	160	A	William & Mary	66 79	
												160	H	William & Mary	54 68	
												174	A	Furman	58 72	
												239	A	Hofstra	60 65	
												239	H	Hofstra	60 75	
												249	A	Coastal Caro.	72 70	
												251	A	North Florida	73 69	
												255	A	UNCW	72 63	
												255	H	UNCW	60 76	
												261	H	Lipscomb	85 69	
												263	H	Campbell	45 53	
												272	H	Appalachian St.	70 76	
												274	A	Towson	80 67	
												274	H	Towson	58 83	
												301	H	Wofford	59 51	

LAST 12 Division I GAMES:																
255	H	UNCW	60 76	71	A	James Madison	53 67	160	A	William & Mary	66 79	274	H	Towson	58 83	
117	A	Delaware	51 79	239	A	Hofstra	60 65	132	A	Northeastern	37 59					
50	A	Elon	44 97													
255	A	UNCW	72 63													
47	H	Drexel	53 80													
50	H	Elon	55 77													

Non-Div I Games:

Col. of Charleston

Average RPI Win:	270	WON-LOST	WINNING	LAST 10	STRENGTH OF	OPP. STRENGTH	TEAM	ADJ.	CONF.	ADJ CONF.
Average RPI Loss:	153	RECORD	PCT. RANK	GAMES	SCHEDULE	OF SCHEDULE	RPI	RPI	RPI	RPI
DIV. I ONLY	6- 21	311	2- 8	161	225	277	277	15	15	
DIV. I NON-CONF.	4- 7	226	0- 0	257	295	241	241	18	18	

TOTALS	RPI 1-25	RPI 26-50	W-L RECORDS	RPI 51-100	RPI 101-999	RPI 201+				
6- 21	0- 0	0- 2	OVERALL	0- 4	6- 15	5- 7				
2- 10	0- 0	0- 0	HOME	0- 2	2- 8	2- 3				
4- 11	0- 0	0- 2	AWAY	0- 2	4- 7	3- 4				
0- 0	0- 0	0- 0	NEUTRAL	0- 0	0- 0	0- 0				
4- 7	0- 0	0- 2	NON-CONFERENCE	0- 0	4- 5	4- 2				
1- 3	0- 0	0- 0	HOME	0- 0	1- 3	1- 1				
3- 4	0- 0	0- 2	AWAY	0- 0	3- 2	3- 1				
0- 0	0- 0	0- 0	NEUTRAL	0- 0	0- 0	0- 0				
2- 14	0- 0	0- 0	CONFERENCE	0- 4	2- 10	1- 5				
1- 7	0- 0	0- 0	HOME	0- 2	1- 5	1- 2				
1- 7	0- 0	0- 0	AWAY	0- 2	1- 5	0- 3				
0- 0	0- 0	0- 0	NEUTRAL	0- 0	0- 0	0- 0				

RPI	S	Opponent	Score	RPI	S	Opponent	Score	RPI	S	Opponent	Score	RPI	S	Opponent	Score
30	A	Syracuse	39 79	57	A	American	44 67	106	A	Bucknell I	57 77				
48	A	Arizona St.	54 65	57	H	American	55 77	106	H	Bucknell I	42 63				
				82	A	Navy	54 70	125	A	Yale	56 82				
				82	H	Navy	42 69	163	A	Army West Point	49 69				
								163	H	Army West Point	54 62				
								172	H	Brown	73 83				
								191	H	Siena	70 73				
								198	A	Lehigh	54 48				
								198	H	Lehigh	51 59				
								204	A	Boston U.	64 66				
								204	H	Boston U.	49 62				
								222	A	Lafayette	48 63				
								236	H	Holy Cross	64 71				
								246	H	Niagara	44 81				
								247	A	Loyola Maryland	55 70				
								247	H	Loyola Maryland	71 60				
								269	A	Fairleigh Dickinson	51 61				
								271	A	Cornell	74 70				
								274	A	Towson	65 61				
								285	A	Canisius	70 63				
								344	H	UMass Lowell	84 64				
LAST 12 Division I GAMES:															
163	A	Army West Point	49 69	57	A	American	44 67								
247	H	Loyola Maryland	71 60	163	H	Army West Point	54 62								
198	A	Lehigh	54 48	247	A	Loyola Maryland	55 70								
106	H	Bucknell I	42 63	198	H	Lehigh	51 59								
204	A	Boston U.	64 66	106	A	Bucknell I	57 77								
82	H	Navy	42 69	204	H	Boston U.	49 62								

Non-Div I Games:

Colgate

Colorado

Average RPI Win: 188

Average RPI Loss: 68

WON-LOST RECORD

WINNING PCT. RANK

LAST 10 GAMES

STRENGTH OF SCHEDULE

OPP. STRENGTH OF SCHEDULE

TEAM RPI

ADJ. RPI

CONF. RPI

ADJ CONF. RPI

DIV. I ONLY

DIV. I NON-CONF.

13- 14

8- 2

187

44

3- 7

0- 0

135

245

37

91

145

82

145

82

5

3

5

3

TOTALS

RPI 1-25

RPI 26-50

W-L RECORDS

RPI 51-100

RPI 101-999

RPI 201+

13- 14

0- 4

0- 5

OVERALL

2- 2

11- 3

5- 1

8- 7

0- 2

0- 3

HOME

1- 2

7- 0

4- 0

5- 7

0- 2

0- 2

AWAY

1- 0

4- 3

1- 1

0- 0

0- 0

0- 0

NEUTRAL

0- 0

0- 0

0- 0

8- 2

0- 0

0- 0

NON-CONFERENCE

1- 1

7- 1

4- 0

5- 1

0- 0

0- 0

HOME

1- 1

4- 0

3- 0

3- 1

0- 0

0- 0

AWAY

0- 0

3- 1

1- 0

0- 0

0- 0

0- 0

NEUTRAL

0- 0

0- 0

0- 0

5- 12

0- 4

0- 5

CONFERENCE

1- 1

4- 2

1- 1

3- 6

0- 2

0- 3

HOME

0- 1

3- 0

1- 0

2- 6

0- 2

0- 2

AWAY

1- 0

1- 2

0- 1

0- 0

0- 0

0- 0

NEUTRAL

0- 0

0- 0

0- 0

RPI 1-25

RPI 26-50

RPI 51-100

RPI 101+ Team's RPI: 145

RPI

S

Opponent

Score

6

H

Oregon

55 74

9

A

UCLA

67 73

9

H

UCLA

55 93

15

A

Stanford

53 62

RPI

S

Opponent

Score

37

A

Cal i forn i a

76 78

41

H

Oregon St.

71 86

46

H

Southern Cal i forn i a

51 86

48

A

Ari zona St.

59 73

48

H

Ari zona St.

47 72

RPI

S

Opponent

Score

51

H

Mi ami (FL)

67 61

95

H

Dartmouth

75 81

99

A

Utah

69 65

99

H

Utah

74 78

RPI

S

Opponent

Score

101

H

George Mason

76 61

103

A

Washington St.

75 89

103

H

Washington St.

72 69

115

A

North Carolina

80 87

124

A

Colorado St.

70 67

157

A

Samford

71 60

192

A

Washi ngton

66 61

192

H

Washi ngton

76 56

225

H

Fla. Atlantic

76 69

278

A

Ari zona

63 72

278

H

Ari zona

79 60

279

H

North Dakota St.

108 59

297

A

Air Force

68 43

341

H

Mi ssi ssi ppi Val .

85 48

LAST 12 Di vi si on I GAMES:

RPI

S

Opponent

Score

9

A

UCLA

67 73

103

H

Washington St.

72 69

192

H

Washi ngton

76 56

15

A

Stanford

53 62

37

A

Cal i forn i a

76 78

99

H

Utah

74 78

RPI

S

Opponent

Score

99

A

Utah

69 65

41

H

Oregon St.

71 86

6

H

Oregon

55 74

48

A

Ari zona St.

59 73

278

A

Ari zona

63 72

9

H

UCLA

55 93

Non-Div I Games: Westminster (MO) 106 47

Colorado

Loss

Non-Conf

S Site

H Home

A Away

N Neutral

Page 56

Non-Di v I Games: Westminster (MO) 106 47

Col orado

Loss, Non-Conf, S Site, H Home A Away N Neutral

Average RPI Win:	208	WON-LOST	WINNING	LAST 10	STRENGTH OF	OPP. STRENGTH	TEAM	ADJ.	CONF.	ADJ CONF.
Average RPI Loss:	113	RECORD	PCT. RANK	GAMES	SCHEDULE	OF SCHEDULE	RPI	RPI	RPI	RPI
DIV. I ONLY	17- 9	87	7- 3	165	142	124	124	16	16	
DIV. I NON-CONF.	7- 3	74	0- 0	84	187	97	97	15	15	

TOTALS	RPI 1-25	RPI 26-50	W-L RECORDS	RPI 51-100	RPI 101-999	RPI 201+				
17- 9	0- 1	2- 0	OVERALL	2- 2	13- 6	11- 0				
10- 6	0- 1	1- 0	HOME	1- 1	8- 4	7- 0				
7- 3	0- 0	1- 0	AWAY	1- 1	5- 2	4- 0				
0- 0	0- 0	0- 0	NEUTRAL	0- 0	0- 0	0- 0				
7- 3	0- 1	2- 0	NON-CONFERENCE	0- 0	5- 2	3- 0				
5- 3	0- 1	1- 0	HOME	0- 0	4- 2	3- 0				
2- 0	0- 0	1- 0	AWAY	0- 0	1- 0	0- 0				
0- 0	0- 0	0- 0	NEUTRAL	0- 0	0- 0	0- 0				
10- 6	0- 0	0- 0	CONFERENCE	2- 2	8- 4	8- 0				
5- 3	0- 0	0- 0	HOME	1- 1	4- 2	4- 0				
5- 3	0- 0	0- 0	AWAY	1- 1	4- 2	4- 0				
0- 0	0- 0	0- 0	NEUTRAL	0- 0	0- 0	0- 0				

RPI 1-25				RPI 26-50				RPI 51-100				RPI 101+				Team's RPI: 124
RPI	S	Opponent	Score	RPI	S	Opponent	Score	RPI	S	Opponent	Score	RPI	S	Opponent	Score	
24	H	Okla homa	46 78	36	A	Northern Colo.	55 44	66	A	Wyomi ng	64 53	136	A	Fresno St.	45 56	
				43	H	Gonzaga	65 49	66	H	Wyomi ng	49 53	136	H	Fresno St.	64 75	
								84	A	UNLV	52 56	137	H	Idaho	69 83	
								93	H	New Mexi co	74 71	145	H	Col orado	67 70	
												146	A	Boi se St.	49 55	
												146	H	Boi se St.	58 62	
												148	H	BYU	56 54	
												167	A	Denver	61 56	
												219	A	Nevada	65 59	
												245	A	San Jose St.	73 66	
												245	H	San Jose St.	63 48	
												257	H	Prai ri e Vi ew	71 59	
												258	H	Morgan St.	60 44	
												265	A	San Diego St.	65 63	
												265	H	San Diego St.	72 43	
												297	A	Ai r Force	40 39	
												297	H	Ai r Force	61 50	
												298	H	Utah St.	56 45	
												330	H	N. C. Central	85 48	
LAST 12 Division I GAMES:																
146	A	Boi se St.	49 55	93	H	New Mexi co	74 71	265	H	San Diego St.	72 43					
136	H	Fresno St.	64 75	84	A	UNLV	52 56	297	A	Ai r Force	40 39					
245	A	San Jose St.	73 66	66	H	Wyomi ng	49 53	298	H	Utah St.	56 45					
297	H	Ai r Force	61 50													
219	A	Nevada	65 59													
66	A	Wyomi ng	64 53													

Non-Div I Games: Eastern N.M. 75 35

Colorado St.

Average RPI Win:	226	WON-LOST	WINNING	LAST 10	STRENGTH OF	OPP. STRENGTH	TEAM	ADJ.	CONF.	ADJ CONF.
Average RPI Loss:	108	RECORD	PCT. RANK	GAMES	SCHEDULE	OF SCHEDULE	RPI	RPI	RPI	RPI
DIV. I ONLY	8- 18	272	2- 8	80	116	199	199	9	9	
DIV. I NON-CONF.	6- 9	214	0- 1	127	129	177	177	9	9	

TOTALS	RPI 1-25	RPI 26-50	W-L RECORDS	RPI 51-100	RPI 101-999	RPI 201+				
8- 18	0- 3	0- 3	OVERALL	0- 6	8- 6	5- 4				
3- 7	0- 1	0- 1	HOME	0- 1	3- 4	1- 2				
5- 8	0- 0	0- 1	AWAY	0- 5	5- 2	4- 2				
0- 3	0- 2	0- 1	NEUTRAL	0- 0	0- 0	0- 0				
6- 9	0- 3	0- 1	NON-CONFERENCE	0- 2	6- 3	4- 3				
3- 2	0- 1	0- 0	HOME	0- 0	3- 1	1- 1				
3- 4	0- 0	0- 0	AWAY	0- 2	3- 2	3- 2				
0- 3	0- 2	0- 1	NEUTRAL	0- 0	0- 0	0- 0				
2- 9	0- 0	0- 2	CONFERENCE	0- 4	2- 3	1- 1				
0- 5	0- 0	0- 1	HOME	0- 1	0- 3	0- 1				
2- 4	0- 0	0- 1	AWAY	0- 3	2- 0	1- 0				
0- 0	0- 0	0- 0	NEUTRAL	0- 0	0- 0	0- 0				

RPI 1-25				RPI 26-50				RPI 51-100				RPI 101+ Team's RPI: 199			
RPI	S	Opponent	Score	RPI	S	Opponent	Score	RPI	S	Opponent	Score	RPI	S	Opponent	Score
3	N	Mississippi St.	54 90	34	A	Princeton	47 69	55	A	Houston	53 77	122	H	Saint Francis (PA)	94 81
14	H	Buffalo	63 65	34	H	Princeton	46 74	69	A	Harvard	67 85	125	H	Yale	50 73
16	N	Green Bay	43 61	48	N	Arizona St.	48 72	75	A	Penn	51 70	172	A	Brown	90 74
								75	H	Penn	39 75	172	H	Brown	80 84
								91	A	Rice	44 67	190	H	Boston College	68 60
								95	A	Dartmouth	65 88	206	A	Providence	73 64
												209	A	Hampton	58 60
												213	H	Richmond	79 85
												239	H	Hofstra	75 53
												271	A	Cornell	72 54
												271	H	Cornell	47 57
												290	A	Vermont	73 66
												321	A	UMBC	60 44
												344	A	UMass Lowell	70 77

LAST 12 Division I GAMES:															
172	A	Brown	90 74	69	A	Harvard	67 85	271	A	Cornell	72 54				
34	H	Princeton	46 74	271	H	Cornell	47 57	75	A	Penn	51 70				
75	H	Penn	39 75	75	A	Penn	47 69	34	A	Princeton	47 69				
172	H	Brown	80 84	209	A	Hampton	58 60								
125	H	Yale	50 73												
95	A	Dartmouth	65 88												

Non-Div I Games:

Columbia

Average RPI Win:	304	WON-LOST	WINNING	LAST 10	STRENGTH OF	OPP. STRENGTH	TEAM	ADJ.	CONF.	ADJ CONF.
Average RPI Loss:	182	RECORD	PCT. RANK	GAMES	SCHEDULE	OF SCHEDULE	RPI	RPI	RPI	RPI
DIV. I ONLY	6- 20	309	3- 7	190	328	311	311	30	30	
DIV. I NON-CONF.	1- 11	331	0- 0	87	176	283	283	30	30	

TOTALS	RPI 1-25	RPI 26-50	W-L RECORDS	RPI 51-100	RPI 101-999	RPI 201+				
6- 20	0- 3	0- 0	OVERALL	0- 1	6- 16	6- 11				
6- 3	0- 1	0- 0	HOME	0- 0	6- 2	6- 1				
0- 15	0- 0	0- 0	AWAY	0- 0	0- 4	0- 4				
0- 2	0- 1	0- 0	NEUTRAL	0- 0	0- 1	0- 1				
1- 11	0- 3	0- 0	NON-CONFERENCE	0- 1	1- 7	1- 4				
1- 1	0- 1	0- 0	HOME	0- 0	1- 0	1- 0				
0- 8	0- 1	0- 0	AWAY	0- 1	0- 6	0- 3				
0- 2	0- 1	0- 0	NEUTRAL	0- 0	0- 1	0- 1				
5- 9	0- 0	0- 0	CONFERENCE	0- 0	5- 9	5- 7				
5- 2	0- 0	0- 0	HOME	0- 0	5- 2	5- 1				
0- 7	0- 0	0- 0	AWAY	0- 0	0- 7	0- 6				
0- 0	0- 0	0- 0	NEUTRAL	0- 0	0- 0	0- 0				

RPI 1-25				RPI 26-50				RPI 51-100				RPI 101+ Team's RPI: 311			
RPI	S	Opponent	Score	RPI	S	Opponent	Score	RPI	S	Opponent	Score	RPI	S	Opponent	Score
5	A	Baylor	54 100					64	A	West Virginia	43 101	109	A	SFA	59 72
17	N	Missouri	50 73									112	A	Middle Tenn.	39 69
22	H	Maryland	49 113									114	A	Bethune-Cookman	38 64
												114	H	Bethune-Cookman	63 75
												139	A	Charlotte	49 78
												207	A	N. C. A&T	63 64
												209	A	Hampton	35 67
												209	H	Hampton	48 83
												212	A	Norfolk St.	57 71
												248	N	Manhattan	56 74
												258	H	Morgan St.	55 53
												275	H	UMES	69 63
												281	A	Old Dominion	67 75
												283	A	VCU	47 62
												288	H	Mt. St. Mary's	68 54
												313	A	Charleston So.	58 72
												319	A	South Carolina St.	65 67
												319	H	South Carolina St.	56 39
												330	A	N. C. Central	52 60
												331	A	Delaware St.	66 70
												342	H	Florida A&M	62 56
												343	H	Savannah St.	66 57
LAST 12 Division I GAMES:															
331	A	Delaware St.	66 70	275	H	UMES	69 63								
114	H	Bethune-Cookman	63 75	319	H	South Carolina St.	56 39								
209	H	Hampton	48 83	258	H	Morgan St.	55 53								
319	A	South Carolina St.	65 67	207	A	N. C. A&T	63 64								
114	A	Bethune-Cookman	38 64	330	A	N. C. Central	52 60								
209	A	Hampton	35 67	342	H	Florida A&M	62 56								

Non-Div I Games:

Coppin St.

Loss,
Non-Conf,
S Site,
H Home
A Away
N Neutral

Average RPI Win: 253
Average RPI Loss: 141

WON-LOST
RECORD

WINNING
PCT. RANK

LAST 10
GAMES

STRENGTH OF
SCHEDULE

OPP. STRENGTH
OF SCHEDULE

TEAM
RPI

ADJ.
RPI

CONF.
RPI

ADJ CONF.
RPI

DIV. I ONLY	6- 18	299	2- 8	181	158	271	271	9	9
DIV. I NON-CONF.	4- 9	249	1- 0	317	285	299	299	9	9
<hr/>									
TOTALS	RPI 1-25	RPI 26-50	W-L RECORDS	RPI 51-100	RPI 101-999	RPI 201+			
6- 18	0- 0	0- 3	OVERALL	0- 4	6- 11	3- 4			
2- 9	0- 0	0- 1	HOME	0- 1	2- 7	0- 3			
4- 9	0- 0	0- 2	AWAY	0- 3	4- 4	3- 1			
0- 0	0- 0	0- 0	NEUTRAL	0- 0	0- 0	0- 0			
4- 9	0- 0	0- 1	NON-CONFERENCE	0- 0	4- 8	3- 4			
1- 5	0- 0	0- 0	HOME	0- 0	1- 5	0- 3			
3- 4	0- 0	0- 1	AWAY	0- 0	3- 3	3- 1			
0- 0	0- 0	0- 0	NEUTRAL	0- 0	0- 0	0- 0			
2- 9	0- 0	0- 2	CONFERENCE	0- 4	2- 3	0- 0			
1- 4	0- 0	0- 1	HOME	0- 1	1- 2	0- 0			
1- 5	0- 0	0- 1	AWAY	0- 3	1- 1	0- 0			
0- 0	0- 0	0- 0	NEUTRAL	0- 0	0- 0	0- 0			

RPI 1-25				RPI 26-50				RPI 51-100				RPI 101+ Team's RPI: 271			
RPI	S	Opponent	Score	RPI	S	Opponent	Score	RPI	S	Opponent	Score	RPI	S	Opponent	Score
34	A	Princeton	54 75	34	H	Princeton	40 72	69	A	Harvard	58 80	125	A	Yale	56 69
34	H	Princeton	40 72	47	A	Drexel	39 61	75	A	Penn	48 68	125	H	Yale	55 65
								75	H	Penn	39 53	149	H	Binghamton	58 66
								95	A	Dartmouth	40 55	172	H	Brown	70 68
												173	A	Pittsburgh	39 51
												182	H	Stony Brook	48 40
												185	A	New Hampshire	45 48
												198	H	Lehigh	57 62
												199	A	Columbia	57 47
												199	H	Columbia	54 72
												211	H	Oakland	77 79
												222	H	Lafayette	58 59
												247	A	Loyola Maryland	63 78
												277	H	Colgate	70 74
												285	A	Canisius	67 59
												336	A	NJIT	61 46
												344	A	UMass Lowell	71 53
LAST 12 Division I GAMES:															
125	A	Yale	56 69	56	69	95	A	Dartmouth	40 55	56	69	95	A	Dartmouth	40 55
75	H	Penn	39 53	39	53	199	H	Columbia	54 72	39	53	199	H	Columbia	54 72
34	H	Princeton	40 72	40	72	199	A	Columbia	57 47	40	72	199	A	Columbia	57 47
125	H	Yale	55 65	55	65	34	A	Princeton	54 75	55	65	34	A	Princeton	54 75
172	H	Brown	70 68	70	68	75	A	Penn	48 68	70	68	75	A	Penn	48 68
69	A	Harvard	58 80	58	80	336	A	NJIT	61 46	58	80	336	A	NJIT	61 46

Non-Div I Games:

Cornell

Loss, Non-Conf, S Site, H Home A Away N Neutral

Creighton				Through Games Of Feb. 23, 2018							
Average RPI	Win:	124	WON-LOST	WINNING	LAST 10	STRENGTH OF	OPP. STRENGTH	TEAM	ADJ.	CONF.	ADJ CONF.
Average RPI	Loss:	62	RECORD	PCT. RANK	GAMES	SCHEDULE	OF SCHEDULE	RPI	RPI	RPI	RPI
DIV. I ONLY			17- 10	101	7- 3	36	24	49	49	6	6
DIV. I NON-CONF.			6- 4	122	0- 0	15	10	41	41	6	6

TOTALS	RPI 1-25			RPI 26-50		W-L RECORDS		RPI 51-100		RPI 101-999	RPI 201+
17- 10	0- 4			3- 1		OVERALL		3- 2		11- 3	5- 0
10- 3	0- 2			2- 1		HOME		1- 0		7- 0	2- 0
7- 5	0- 1			1- 0		AWAY		2- 2		4- 2	3- 0
0- 2	0- 1			0- 0		NEUTRAL		0- 0		0- 1	0- 0
6- 4	0- 2			1- 0		NON-CONFERENCE		2- 1		3- 1	1- 0
3- 1	0- 1			1- 0		HOME		0- 0		2- 0	0- 0
3- 1	0- 0			0- 0		AWAY		2- 1		1- 0	1- 0
0- 2	0- 1			0- 0		NEUTRAL		0- 0		0- 1	0- 0
11- 6	0- 2			2- 1		CONFERENCE		1- 1		8- 2	4- 0
7- 2	0- 1			1- 1		HOME		1- 0		5- 0	2- 0
4- 4	0- 1			1- 0		AWAY		0- 1		3- 2	2- 0
0- 0	0- 0			0- 0		NEUTRAL		0- 0		0- 0	0- 0

RPI 1-25				RPI 26-50				Team's RPI: 49				RPI 51-100				RPI 101+			
RPI	S	Opponent	Score	RPI	S	Opponent	Score					RPI	S	Opponent	Score	RPI	S	Opponent	Score
8	H	Florida St.	82 92	26	A	Marquette	74 73					56	A	South Dakota	68 73	105	A	Butler	53 59
9	N	UCLA	63 72	26	H	Marquette	77 92					60	A	St. John's (NY)	65 72	105	H	Butler	64 55
23	A	DePaul	67 77	28	H	Villanova	69 54					60	H	St. John's (NY)	53 39	113	A	Georgetown	67 70
23	H	DePaul	54 82	32	H	South Dakota St.	72 65					61	A	Nebraska	64 49	113	H	Georgetown	69 58
												78	A	Drake	108 100	119	A	Seton Hall	68 51
																119	H	Seton Hall	81 64
																138	H	Wichita St.	66 61
																141	H	UNI	89 78
																192	N	Washington	64 67
																206	A	Providence	87 84
																206	H	Providence	73 56
																220	A	Xavier	71 64
																220	H	Xavier	65 54
																243	A	Omaha	72 51
LAST 12 Division I GAMES:																			
113	A	Georgetown	67 70	119	H	Seton Hall	81 64												
105	H	Butler	64 55	60	H	St. John's (NY)	53 39												
220	H	Xavier	65 54	220	A	Xavier	71 64												
206	A	Providence	87 84	105	A	Butler	53 59												
26	A	Marquette	74 73	206	H	Providence	73 56												
23	A	DePaul	67 77	23	H	DePaul	54 82												

Non-Div I Games:

Creighton

Average RPI Win:	206	WON-LOST	WINNING	LAST 10	STRENGTH OF	OPP. STRENGTH	TEAM	ADJ.	CONF.	ADJ CONF.
Average RPI Loss:	82	RECORD	PCT. RANK	GAMES	SCHEDULE	OF SCHEDULE	RPI	RPI	RPI	RPI
DIV. I ONLY	14- 10	125	5- 5	92	135	95	95	9	9	
DIV. I NON-CONF.	8- 5	111	0- 1	200	220	119	119	9	9	

TOTALS	RPI 1-25	RPI 26-50	W-L RECORDS	RPI 51-100	RPI 101-999	RPI 201+				
14- 10	0- 1	0- 2	OVERALL	1- 4	13- 3	5- 0				
9- 3	0- 0	0- 1	HOME	1- 1	8- 1	4- 0				
5- 7	0- 1	0- 1	AWAY	0- 3	5- 2	1- 0				
0- 0	0- 0	0- 0	NEUTRAL	0- 0	0- 0	0- 0				
8- 5	0- 1	0- 0	NON-CONFERENCE	0- 2	8- 2	4- 0				
5- 1	0- 0	0- 0	HOME	0- 1	5- 0	3- 0				
3- 4	0- 1	0- 0	AWAY	0- 1	3- 2	1- 0				
0- 0	0- 0	0- 0	NEUTRAL	0- 0	0- 0	0- 0				
6- 5	0- 0	0- 2	CONFERENCE	1- 2	5- 1	1- 0				
4- 2	0- 0	0- 1	HOME	1- 0	3- 1	1- 0				
2- 3	0- 0	0- 1	AWAY	0- 2	2- 0	0- 0				
0- 0	0- 0	0- 0	NEUTRAL	0- 0	0- 0	0- 0				

RPI 1-25				RPI 26-50				RPI 51-100				RPI 101+			
RPI	S	Opponent	Score	RPI	S	Opponent	Score	RPI	S	Opponent	Score	RPI	S	Opponent	Score
7	A	Ohio St.	70 103	34	A	Princeton	63 82	69	A	Harvard	65 76	125	A	Yale	64 62
				34	H	Princeton	67 79	69	H	Harvard	63 56	125	H	Yale	39 57
								75	A	Penn	47 65	145	A	Colorado	81 75
								79	A	Albany (NY)	61 76	149	A	Binghamton	64 80
								81	H	Maine	51 64	158	A	Marist	60 51
												163	A	Army West Point	56 71
												172	A	Brown	77 60
												172	H	Brown	78 73
												185	H	New Hampshire	57 49
												190	H	Boston College	68 57
												199	H	Columbia	88 65
												236	A	Holy Cross	76 74
												271	H	Cornell	55 40
												290	H	Vermont	66 56
												329	H	Rhode Island	70 54
												336	H	NJIT	81 50

LAST 12 Division I GAMES:															
				34	H	Princeton	67 79	271	H	Cornell	55 40				
				172	A	Brown	77 60	125	H	Yale	39 57				
				125	A	Yale	64 62	172	H	Brown	78 73				
				34	A	Princeton	63 82	69	A	Harvard	65 76				
				75	A	Penn	47 65	69	H	Harvard	63 56				
				199	H	Columbia	88 65	149	A	Binghamton	64 80				

Non-Div I Games:

Dartmouth

Average RPI Win:	251	WON-LOST	WINNING	LAST 10	STRENGTH OF	OPP. STRENGTH	TEAM	ADJ.	CONF.	ADJ CONF.
Average RPI Loss:	103	RECORD	PCT. RANK	GAMES	SCHEDULE	OF SCHEDULE	RPI	RPI	RPI	RPI
DIV. I ONLY	11- 17	229	4- 6	95	176	170	170	12	12	
DIV. I NON-CONF.	5- 8	220	0- 0	50	199	132	132	10	10	

TOTALS	RPI 1-25	RPI 26-50	W-L RECORDS	RPI 51-100	RPI 101-999	RPI 201+				
11- 17	0- 1	0- 3	OVERALL	0- 6	11- 7	9- 2				
4- 8	0- 0	0- 3	HOME	0- 3	4- 2	3- 1				
7- 9	0- 1	0- 0	AWAY	0- 3	7- 5	6- 1				
0- 0	0- 0	0- 0	NEUTRAL	0- 0	0- 0	0- 0				
5- 8	0- 1	0- 2	NON-CONFERENCE	0- 2	5- 3	3- 1				
2- 3	0- 0	0- 2	HOME	0- 0	2- 1	1- 1				
3- 5	0- 1	0- 0	AWAY	0- 2	3- 2	2- 0				
0- 0	0- 0	0- 0	NEUTRAL	0- 0	0- 0	0- 0				
6- 9	0- 0	0- 1	CONFERENCE	0- 4	6- 4	6- 1				
2- 5	0- 0	0- 1	HOME	0- 3	2- 1	2- 0				
4- 4	0- 0	0- 0	AWAY	0- 1	4- 3	4- 1				
0- 0	0- 0	0- 0	NEUTRAL	0- 0	0- 0	0- 0				

RPI 1-25				RPI 26-50				RPI 51-100				RPI 101+ Team's RPI: 170			
RPI	S	Opponent	Score	RPI	S	Opponent	Score	RPI	S	Opponent	Score	RPI	S	Opponent	Score
21	A	NC State	49 73	31	H	Dayton	68 85	53	A	UCF	54 62	101	A	George Mason	61 74
				34	H	Princeton	57 63	58	A	Mercer	54 69	131	A	Saint Louis	72 88
				50	H	Elon	58 75	59	A	Fordham	58 66	139	H	Charlotte	68 66
								59	H	Fordham	45 58	160	A	William & Mary	55 73
								73	H	Duquesne	54 79	164	H	Saint Joseph's	62 64
								88	H	George Washington	48 53	174	A	Furman	62 65
												194	A	High Point	82 74
												213	A	Richmond	68 65
												218	H	UNC Asheville	58 50
												231	H	Gardner-Webb	65 70
												242	A	La Salle	58 51
												250	A	St. Bonaventure	75 68
												270	A	Massachusetts	68 70
												270	H	Massachusetts	87 81
												272	A	Appalachian St.	59 57
												310	A	Western Caro.	70 57
												329	A	Rhode Island	79 67
												329	H	Rhode Island	77 67
LAST 12 Division I GAMES:															
242	A	La Salle	58 51	31	H	Dayton	68 85	270	H	Massachusetts	87 81				
270	A	Massachusetts	68 70	250	A	St. Bonaventure	75 68	88	H	George Washington	48 53				
164	H	Saint Joseph's	62 64	213	A	Richmond	68 65	59	A	Fordham	58 66				
59	H	Fordham	45 58												
131	A	Saint Louis	72 88												
329	A	Rhode Island	79 67												

Non-Div I Games:

Davidson

■ Loss,
 ■ Non-Conf,
 ■ S Site,
 ■ Home
 ■ A Away
 N Neutral

Average RPI Win: 171

Average RPI Loss: 35

WON-LOST
RECORDWINNING
PCT. RANKLAST 10
GAMESSTRENGTH OF
SCHEDULEOPP. STRENGTH
OF SCHEDULETEAM
RPIADJ.
RPICONF.
RPIADJ CONF.
RPIDIV. I ONLY
DIV. I NON-CONF.22- 4
7- 412
10210- 0
0- 090
6399
4831
6731
6712
1012
10

TOTALS

RPI 1-25

RPI 26-50

W-L RECORDS

RPI 51-100

RPI 101-999

RPI 201+

22- 4

0- 2

1- 1

OVERALL

7- 1

14- 0

9- 0

12- 1

0- 1

1- 0

HOME

4- 0

7- 0

5- 0

7- 2

0- 0

0- 1

AWAY

2- 1

5- 0

3- 0

3- 1

0- 1

0- 0

NEUTRAL

1- 0

2- 0

1- 0

7- 4

0- 2

1- 1

NON-CONFERENCE

2- 1

4- 0

3- 0

4- 1

0- 1

1- 0

HOME

1- 0

2- 0

2- 0

0- 2

0- 0

0- 1

AWAY

0- 1

0- 0

0- 0

3- 1

0- 1

0- 0

NEUTRAL

1- 0

2- 0

1- 0

15- 0

0- 0

0- 0

CONFERENCE

5- 0

10- 0

6- 0

8- 0

0- 0

0- 0

HOME

3- 0

5- 0

3- 0

7- 0

0- 0

0- 0

AWAY

2- 0

5- 0

3- 0

0- 0

0- 0

0- 0

NEUTRAL

0- 0

0- 0

0- 0

RPI 1-25

RPI 26-50

Team's RPI: 31

RPI 51-100

RPI 101+

RPI	S	Opponent	Score
16	H	Green Bay	64 75
19	N	South Fla.	87 93

RPI	S	Opponent	Score
35	H	Virginia	61 46
40	A	Quinnipiac	66 72

RPI	S	Opponent	Score
59	A	Fordham	63 62
59	H	Fordham	79 54
63	A	Toledo	50 68
69	N	Harvard	72 66
71	H	James Madison	82 54
73	H	Duquesne	79 70
88	A	George Washington	57 53
88	H	George Washington	66 55

RPI	S	Opponent	Score
101	H	George Mason	71 66
120	N	Tulane	71 65
131	H	Saint Louis	101 76
164	A	Saint Joseph's	65 59
170	A	Davidson	85 68
213	A	Richmond	66 59
242	A	La Salle	76 47
250	H	St. Bonaventure	80 59
258	H	Morgan St.	88 52
270	A	Massachusetts	78 49
283	H	VCU	74 64
329	H	Rhode Island	116 58
338	H	Ark.-Pine Bluff	81 43
341	N	Mississippi Val.	65 46

LAST 12 Division I GAMES:

101	H	George Mason	71 66
59	H	Fordham	79 54
88	A	George Washington	57 53
270	A	Massachusetts	78 49
283	H	VCU	74 64
73	H	Duquesne	79 70

170	A	Davidson	85 68
213	A	Richmond	66 59
88	H	George Washington	66 55
59	A	Fordham	63 62
131	H	Saint Louis	101 76
250	H	St. Bonaventure	80 59

Dayton

Dayton

Non-Div I Games:

Dayton

Loss,
 Non-Conf, S Site,
 H Home
A Away
 N Neutral

DePaul				Through Games Of Feb. 23, 2018						
Average RPI Win:	130	WON-LOST	WINNING	LAST 10	STRENGTH OF	OPP. STRENGTH	TEAM	ADJ.	CONF.	ADJ CONF.
Average RPI Loss:	37	RECORD	PCT. RANK	GAMES	SCHEDULE	OF SCHEDULE	RPI	RPI	RPI	RPI
DIV. I ONLY	22- 7	45	8- 2	30	26	23	23	6	6	
DIV. I NON-CONF.	8- 4	87	0- 0	22	12	46	46	6	6	

TOTALS	RPI 1-25	RPI 26-50	W-L RECORDS	RPI 51-100	RPI 101-999	RPI 201+				
22- 7	1- 2	5- 3	OVERALL	3- 1	13- 1	7- 0				
13- 3	1- 1	3- 1	HOME	2- 0	7- 1	4- 0				
7- 3	0- 1	1- 2	AWAY	1- 0	5- 0	2- 0				
2- 1	0- 0	1- 0	NEUTRAL	0- 1	1- 0	1- 0				
8- 4	1- 2	1- 1	NON-CONFERENCE	1- 1	5- 0	3- 0				
5- 2	1- 1	0- 1	HOME	1- 0	3- 0	2- 0				
1- 1	0- 1	0- 0	AWAY	0- 0	1- 0	0- 0				
2- 1	0- 0	1- 0	NEUTRAL	0- 1	1- 0	1- 0				
14- 3	0- 0	4- 2	CONFERENCE	2- 0	8- 1	4- 0				
8- 1	0- 0	3- 0	HOME	1- 0	4- 1	2- 0				
6- 2	0- 0	1- 2	AWAY	1- 0	4- 0	2- 0				
0- 0	0- 0	0- 0	NEUTRAL	0- 0	0- 0	0- 0				

RPI 1-25 Team's RPI: 23				RPI 26-50				RPI 51-100				RPI 101+			
RPI	S	Opponent	Score	RPI	S	Opponent	Score	RPI	S	Opponent	Score	RPI	S	Opponent	Score
1	A	Notre Dame	82 91	26	A	Marquette	81 93	54	N	FGCU	84 89	105	A	Butler	86 68
2	H	UConn	69 103	26	H	Marquette	95 83	60	A	St. John's (NY)	67 54	105	H	Butler	87 65
24	H	Oklahoma	111 108	28	A	Villanova	58 84	60	H	St. John's (NY)	76 67	113	A	Georgetown	78 62
				28	H	Villanova	71 66	80	H	IUPUI	85 71	113	H	Georgetown	85 86
				36	H	Northern Colo.	88 94					119	H	Seton Hall	89 66
				43	N	Gonzaga	88 71					131	H	Saint Louis	86 78
				49	A	Creighton	82 54					181	A	Northwestern	92 63
				49	H	Creighton	77 67					203	N	Memphis	81 67
												206	A	Providence	71 48
												206	H	Providence	81 47
												220	A	Xavier	73 72
												220	H	Xavier	79 48
												302	H	Loyola Chicago	88 47
												331	H	Delaware St.	110 71

LAST 12 Division I GAMES:															
60	A	St. John's (NY)	67 54	49	H	Creighton	77 67								
28	H	Villanova	71 66	26	H	Marquette	95 83								
113	H	Georgetown	85 86	113	A	Georgetown	78 62								
220	A	Xavier	73 72	28	A	Villanova	58 84								
105	A	Butler	86 68	105	H	Butler	87 65								
206	H	Providence	81 47	220	H	Xavier	79 48								

Non-Div I Games:

Delaware

Del aware				Through Games Of Feb. 23, 2018							
Average RPI	Win:	218	WON-LOST	WINNING	LAST 10	STRENGTH OF	OPP. STRENGTH	TEAM	ADJ.	CONF.	ADJ CONF.
Average RPI	Loss:	115	RECORD	PCT. RANK	GAMES	SCHEDULE	OF SCHEDULE	RPI	RPI	RPI	RPI
DIV. I ONLY		17- 9		87	6- 4	187	184	117	117	10	10
DIV. I NON-CONF.		7- 4		102	0- 0	258	265	143	143	11	11

TOTALS	RPI 1-25		RPI 26-50		W-L RECORDS	RPI 51-100		RPI 101-999		RPI 201+	
17- 9	0- 1		1- 3		OVERALL	1- 1		15- 4		11- 2	
9- 3	0- 0		1- 0		HOME	1- 1		7- 2		6- 1	
7- 5	0- 1		0- 3		AWAY	0- 0		7- 1		4- 0	
1- 1	0- 0		0- 0		NEUTRAL	0- 0		1- 1		1- 1	
7- 4	0- 1		0- 1		NON-CONFERENCE	1- 0		6- 2		4- 2	
3- 1	0- 0		0- 0		HOME	1- 0		2- 1		2- 1	
3- 2	0- 1		0- 1		AWAY	0- 0		3- 0		1- 0	
1- 1	0- 0		0- 0		NEUTRAL	0- 0		1- 1		1- 1	
10- 5	0- 0		1- 2		CONFERENCE	0- 1		9- 2		7- 0	
6- 2	0- 0		1- 0		HOME	0- 1		5- 1		4- 0	
4- 3	0- 0		0- 2		AWAY	0- 0		4- 1		3- 0	
0- 0	0- 0		0- 0		NEUTRAL	0- 0		0- 0		0- 0	

Delaware

RPI 1-25				RPI 26-50				RPI 51-100				RPI 101+ Team's RPI: 117			
RPI	S	Opponent	Score	RPI	S	Opponent	Score	RPI	S	Opponent	Score	RPI	S	Opponent	Score
14	A	Buffalo	73 87	34	A	Princeton	60 78	57	H	American	72 56	132	A	Northeastern	59 73
				47	A	Drexel	53 74	71	H	James Madi son	53 56	132	H	Northeastern	53 64
				50	A	El on	51 64					153	A	Hartford	72 63
				50	H	El on	80 66					160	A	William & Mary	61 52
												160	H	William & Mary	68 59
												163	A	Army West Point	70 59
												204	H	Boston U.	79 85
												239	A	Hofstra	58 51
												239	H	Hofstra	61 41
												247	H	Loyol a Maryland	71 38
												250	A	St. Bonaventure	53 52
												255	A	UNCW	82 49
												255	H	UNCW	80 62
												266	A	Col. of Charleston	68 59
												266	H	Col. of Charleston	79 51
												274	H	Towson	51 49
												331	H	Del aware St.	84 49
												347	N	Eastern Ill.	66 37
												348	N	Saint Peter's	87 90

LAST 12 Division I GAMES:															
160	A	William & Mary	61 52	255	H	UNCW	80 62	132	H	Northeastern	53 64				
266	H	Col. of Charleston	79 51	50	A	El on	51 64	255	A	UNCW	82 49				
71	H	James Madi son	53 56	274	H	Towson	51 49	239	A	Hofstra	58 51				
239	H	Hofstra	61 41												
160	H	William & Mary	68 59												
132	A	Northeastern	59 73												

Non-Di v I Games:

Del aware

Average RPI Win: 315			WON-LOST	WINNING	LAST 10	STRENGTH OF		OPP. STRENGTH	TEAM	ADJ.	CONF.	ADJ CONF.
Average RPI Loss: 188			RECORD	PCT. RANK	GAMES	SCHEDULE		OF SCHEDULE	RPI	RPI	RPI	RPI
DIV. I ONLY			5- 21	318	3- 7	279		288	331	331	30	30
DIV. I NON-CONF.			1- 12	335	0- 0	176		93	315	315	30	30

TOTALS		RPI 1-25	RPI 26-50		W-L RECORDS		RPI 51-100		RPI 101-999		RPI 201+	
5- 21		0- 1	0- 2		OVERALL		0- 0		5- 18		5- 10	
4- 7		0- 0	0- 1		HOME		0- 0		4- 6		4- 4	
1- 12		0- 0	0- 0		AWAY		0- 0		1- 5		1- 4	
0- 2		0- 0	0- 0		NEUTRAL		0- 0		0- 2		0- 0	
1- 12		0- 1	0- 2		NON-CONFERENCE		0- 0		1- 9		1- 2	
1- 3		0- 0	0- 1		HOME		0- 0		1- 2		1- 1	
0- 7		0- 1	0- 1		AWAY		0- 0		0- 5		0- 1	
0- 2		0- 0	0- 0		NEUTRAL		0- 0		0- 2		0- 0	
4- 9		0- 0	0- 0		CONFERENCE		0- 0		4- 9		4- 8	
3- 4		0- 0	0- 0		HOME		0- 0		3- 4		3- 3	
1- 5		0- 0	0- 0		AWAY		0- 0		1- 5		1- 5	
0- 0		0- 0	0- 0		NEUTRAL		0- 0		0- 0		0- 0	

RPI	S	Opponent	Score	RPI	S	Opponent	Score	RPI	S	Opponent	Score	RPI	S	Opponent	Score
23	A	DePaul	71 110	38	A	Michigan	36 105	47	H	Drexel	52 73	114	H	Bethune-Cookman	60 68
												117	A	Delaware	49 84
												130	H	Robert Morris	42 65
												140	A	Kansas	49 81
												155	N	Ole Miss	58 110
												162	A	Florida	51 85
												180	N	Stetson	43 58
												193	A	Temple	72 96
												207	A	N. C. A&T	55 75
												207	H	N. C. A&T	48 66
												209	A	Hampton	62 66
												212	A	Norfolk St.	50 72
												225	A	Fla. Atlantic	67 90
												242	H	La Salle	48 71
												258	A	Morgan St.	62 54
												311	H	Coppin St.	70 66
												319	H	South Carolina St.	58 44
												330	A	N. C. Central	60 76
												330	H	N. C. Central	67 74
												342	A	Florida A&M	54 59
												342	H	Florida A&M	65 73
												343	H	Savannah St.	93 79
												346	H	Longwood	60 56

LAST 12 Division I GAMES:															
311	H	Coppin St.	70 66	258	A	Morgan St.	62 54	114	H	Bethune-Cookman	60 68	342	A	Florida A&M	54 59
342	H	Florida A&M	65 73	114	H	Bethune-Cookman	60 68	209	A	Hampton	62 66	207	H	N. C. A&T	48 66
212	A	Norfolk St.	50 72	342	A	Florida A&M	54 59	207	H	N. C. A&T	48 66	319	H	South Carolina St.	58 44
330	A	N. C. Central	60 76	209	A	Hampton	62 66	319	H	South Carolina St.	58 44				
207	A	N. C. A&T	55 75	207	H	N. C. A&T	48 66								
343	H	Savannah St.	93 79	319	H	South Carolina St.	58 44								

Non-Div I Games:

Delaware St.

Loss,
Non-Conf,
S Site,
H Home
A Away
N Neutral

Average RPI Win: 282	WON-LOST RECORD	WINNING PCT. RANK	LAST 10 GAMES	STRENGTH OF SCHEDULE	OPP. STRENGTH OF SCHEDULE	TEAM RPI	ADJ. RPI	CONF. RPI	ADJ CONF. RPI
Average RPI Loss: 77									
DIV. I ONLY	15- 12	144	6- 4	232	180	167	167	13	13
DIV. I NON-CONF.	8- 6	143	0- 0	283	222	197	197	16	16

TOTALS	RPI 1-25	RPI 26-50	W-L RECORDS	RPI 51-100	RPI 101-999	RPI 201+			
15- 12	0- 0	0- 3	OVERALL	0- 6	15- 3	13- 0			
6- 5	0- 0	0- 2	HOME	0- 2	6- 1	5- 0			
8- 5	0- 0	0- 1	AWAY	0- 2	8- 2	8- 0			
1- 2	0- 0	0- 0	NEUTRAL	0- 2	1- 0	0- 0			
8- 6	0- 0	0- 1	NON-CONFERENCE	0- 4	8- 1	7- 0			
2- 3	0- 0	0- 1	HOME	0- 1	2- 1	2- 0			
5- 1	0- 0	0- 0	AWAY	0- 1	5- 0	5- 0			
1- 2	0- 0	0- 0	NEUTRAL	0- 2	1- 0	0- 0			
7- 6	0- 0	0- 2	CONFERENCE	0- 2	7- 2	6- 0			
4- 2	0- 0	0- 1	HOME	0- 1	4- 0	3- 0			
3- 4	0- 0	0- 1	AWAY	0- 1	3- 2	3- 0			
0- 0	0- 0	0- 0	NEUTRAL	0- 0	0- 0	0- 0			

RPI 1-25				RPI 26-50				RPI 51-100				RPI 101+				Team's RPI: 167	
RPI	S	Opponent	Score	RPI	S	Opponent	Score	RPI	S	Opponent	Score	RPI	S	Opponent	Score		
				32	A	South Dakota St.	59 95	56	A	South Dakota	51 79	111	A	Western Ill.	93 118		
				32	H	South Dakota St.	58 69	56	H	South Dakota	60 82	124	H	Colorado St.	56 61		
				36	H	Northern Colo.	63 71	57	A	American	53 66	178	A	Oral Roberts	60 90		
								66	H	Wyoming	51 61	178	H	Oral Roberts	70 54		
								87	N	Miami (OH)	52 69	201	N	Eastern Mich.	60 54		
								89	N	Liberty	69 82	243	A	Omaha	85 74		
												243	H	Omaha	81 60		
												276	A	UMKC	77 68		
												279	A	North Dakota St.	78 73		
												279	H	North Dakota St.	98 79		
												297	A	Air Force	75 54		
												298	A	Utah St.	74 72		
												303	H	Northern Ariz.	80 73		
												321	A	UMBC	70 48		
												324	A	Cal St. Fullerton	83 58		
												326	H	Utah Valley	72 53		
												328	A	Fort Wayne	73 55		
												328	H	Fort Wayne	86 65		
LAST 12 Division I GAMES:																	
				243	H	Omaha	81 60	111	A	Western Ill.	93 118						
				178	H	Oral Roberts	70 54	178	A	Oral Roberts	60 90						
				279	A	North Dakota St.	78 73	243	A	Omaha	85 74						
				32	A	South Dakota St.	59 95	279	H	North Dakota St.	98 79						
				328	H	Fort Wayne	86 65	32	H	South Dakota St.	58 69						
				56	H	South Dakota	60 82	328	A	Fort Wayne	73 55						

Non-Div I Games: Chadron St. 99 55

Denver

Average RPI Win:	325	WON-LOST	WINNING	LAST 10	STRENGTH OF	OPP. STRENGTH	TEAM	ADJ.	CONF.	ADJ CONF.
Average RPI Loss:	138	RECORD	PCT. RANK	GAMES	SCHEDULE	OF SCHEDULE	RPI	RPI	RPI	RPI
DIV. I ONLY	2- 26	344	1- 9	166	110	322	322	11	11	
DIV. I NON-CONF.	0- 11	337	0- 0	233	34	335	335	14	14	

TOTALS	RPI 1-25	RPI 26-50	W-L RECORDS	RPI 51-100	RPI 101-999	RPI 201+				
2- 26	0- 1	0- 1	OVERALL	0- 7	2- 17	2- 7				
1- 13	0- 1	0- 1	HOME	0- 4	1- 7	1- 3				
1- 11	0- 0	0- 0	AWAY	0- 3	1- 8	1- 3				
0- 2	0- 0	0- 0	NEUTRAL	0- 0	0- 2	0- 1				
0- 11	0- 0	0- 1	NON-CONFERENCE	0- 3	0- 7	0- 3				
0- 5	0- 0	0- 1	HOME	0- 2	0- 2	0- 1				
0- 4	0- 0	0- 0	AWAY	0- 1	0- 3	0- 1				
0- 2	0- 0	0- 0	NEUTRAL	0- 0	0- 2	0- 1				
2- 15	0- 1	0- 0	CONFERENCE	0- 4	2- 10	2- 4				
1- 8	0- 1	0- 0	HOME	0- 2	1- 5	1- 2				
1- 7	0- 0	0- 0	AWAY	0- 2	1- 5	1- 2				
0- 0	0- 0	0- 0	NEUTRAL	0- 0	0- 0	0- 0				

RPI 1-25				RPI 26-50				RPI 51-100				RPI 101+ Team's RPI: 322			
RPI	S	Opponent	Score	RPI	S	Opponent	Score	RPI	S	Opponent	Score	RPI	S	Opponent	Score
16	H	Green Bay	27 85	38	H	Michigan	50 86	63	H	Toledo	64 81	104	A	Milwaukee	45 90
								70	H	Michigan St.	60 97	104	H	Milwaukee	61 70
								80	A	IUPUI	62 90	107	A	Cleveland St.	50 75
								80	H	IUPUI	59 91	107	H	Cleveland St.	76 90
								87	A	Miami (OH)	64 91	110	A	Western Mich.	62 74
								96	A	Wright St.	55 85	151	N	Clemson	44 72
								96	H	Wright St.	60 88	156	A	Kent St.	74 82
												168	A	Youngstown St.	59 76
												168	H	Youngstown St.	52 72
												201	H	Eastern Mich.	76 78
												208	N	North Texas	57 63
												210	H	Bowling Green	81 85
												211	A	Oakland	50 83
												211	H	Oakland	74 85
												221	A	Illinois	65 73
												256	A	Northern Ky.	60 64
												256	H	Northern Ky.	67 78
												325	A	Ill.-Chicago	61 58
												325	H	Ill.-Chicago	73 60

LAST 12 Division I GAMES:															
104	A	Milwaukee	45 90	168	H	Youngstown St.	52 72	107	H	Cleveland St.	76 90				
211	H	Oakland	74 85	107	H	Cleveland St.	76 90	211	A	Oakland	50 83				
80	H	IUPUI	59 91	211	A	Oakland	50 83	104	H	Milwaukee	61 70				
325	H	Ill.-Chicago	73 60	104	H	Milwaukee	61 70	16	H	Green Bay	27 85				
256	A	Northern Ky.	60 64	16	H	Green Bay	27 85	325	A	Ill.-Chicago	61 58				
96	A	Wright St.	55 85	325	A	Ill.-Chicago	61 58								

Non-Div I Games:

Detroit Mercy

Average RPI Win: 212

Average RPI Loss: 48

WON-LOST
RECORDWINNING
PCT. RANKLAST 10
GAMESSTRENGTH OF
SCHEDULEOPP. STRENGTH
OF SCHEDULETEAM
RPIADJ.
RPICONF.
RPIADJ CONF.
RPIDIV. I ONLY
DIV. I NON-CONF.19- 7
4- 752
22610- 0
0- 0121
10168
2678
12578
12524
2124
21

TOTALS

RPI 1-25

RPI 26-50

W-L RECORDS

RPI 51-100

RPI 101-999

RPI 201+

19- 7

0- 2

0- 2

OVERALL

3- 2

16- 1

10- 0

11- 3

0- 0

0- 2

HOME

2- 1

9- 0

5- 0

7- 3

0- 2

0- 0

AWAY

1- 1

6- 0

4- 0

1- 1

0- 0

0- 0

NEUTRAL

0- 0

1- 1

1- 0

4- 7

0- 2

0- 2

NON-CONFERENCE

1- 2

3- 1

1- 0

3- 3

0- 0

0- 2

HOME

1- 1

2- 0

0- 0

0- 3

0- 2

0- 0

AWAY

0- 1

0- 0

0- 0

1- 1

0- 0

0- 0

NEUTRAL

0- 0

1- 1

1- 0

15- 0

0- 0

0- 0

CONFERENCE

2- 0

13- 0

9- 0

8- 0

0- 0

0- 0

HOME

1- 0

7- 0

5- 0

7- 0

0- 0

0- 0

AWAY

1- 0

6- 0

4- 0

0- 0

0- 0

0- 0

NEUTRAL

0- 0

0- 0

0- 0

RPI 1-25

RPI 26-50

RPI 51-100 Team's RPI: 78

RPI 101+

RPI	S	Opponent	Score
6	A	Oregon	77 110
18	A	Iowa	66 79

RPI	S	Opponent	Score
32	H	South Dakota St.	78 85
49	H	Creighton	100 108

RPI	S	Opponent	Score
61	H	Nebraska	84 89
66	A	Wyoming	61 75
89	H	Liberty	96 68
94	A	Missouri St.	80 68
94	H	Missouri St.	84 65

RPI	S	Opponent	Score
101	N	George Mason	75 87
104	H	Milwaukee	77 73
118	H	Iowa St.	83 80
141	A	UNI	72 67
141	H	UNI	81 64
159	A	Southern Ill.	75 64
159	H	Southern Ill.	84 73
252	A	Illinois St.	65 58
259	A	Indiana St.	84 51
259	H	Indiana St.	85 64
262	A	Bradley	84 75
262	H	Bradley	77 71
300	H	Valparaiso	86 50
302	H	Loyola Chicago	72 46
341	N	Mississippi Val.	96 60
349	A	Evansville	101 50
349	H	Evansville	107 66

LAST 12 Division I GAMES:

262	H	Bradley	77 71
141	A	UNI	72 67
259	A	Indiana St.	84 51
349	A	Evansville	101 50
94	H	Missouri St.	84 65
159	H	Southern Ill.	84 73

262	A	Bradley	84 75
252	A	Illinois St.	65 58
141	H	UNI	81 64
349	H	Evansville	107 66
259	H	Indiana St.	85 64
159	A	Southern Ill.	75 64

Non-Div I Games: Iowa Wesleyan 102 25

Drake

Average RPI Win: 192

Average RPI Loss: 62

WON-LOST
RECORDWINNING
PCT. RANKLAST 10
GAMESSTRENGTH OF
SCHEDULEOPP. STRENGTH
OF SCHEDULETEAM
RPIADJ.
RPICONF.
RPIADJ CONF.
RPIDIV. I ONLY
DIV. I NON-CONF.21- 6
8- 440
879- 1
0- 0129
192129
10247
8747
8710
1110
11

TOTALS

RPI 1-25

RPI 26-50

W-L RECORDS

RPI 51-100

RPI 101-999

RPI 201+

21- 6

0- 0

1- 2

OVERALL

1- 4

19- 0

11- 0

12- 0

0- 0

1- 0

HOME

1- 0

10- 0

6- 0

8- 4

0- 0

0- 2

AWAY

0- 2

8- 0

5- 0

1- 2

0- 0

0- 0

NEUTRAL

0- 2

1- 0

0- 0

8- 4

0- 0

0- 1

NON-CONFERENCE

0- 3

8- 0

5- 0

4- 0

0- 0

0- 0

HOME

0- 0

4- 0

3- 0

3- 2

0- 0

0- 1

AWAY

0- 1

3- 0

2- 0

1- 2

0- 0

0- 0

NEUTRAL

0- 2

1- 0

0- 0

13- 2

0- 0

1- 1

CONFERENCE

1- 1

11- 0

6- 0

8- 0

0- 0

1- 0

HOME

1- 0

6- 0

3- 0

5- 2

0- 0

0- 1

AWAY

0- 1

5- 0

3- 0

0- 0

0- 0

0- 0

NEUTRAL

0- 0

0- 0

0- 0

RPI 1-25

RPI 26-50

Team's RPI: 47

RPI 51-100

RPI 101+

RPI S Opponent Score

RPI S Opponent Score

RPI S Opponent Score

RPI S Opponent Score

30 A Syracuse 62 72

50 A Elon 58 70

50 H Elon 58 56

64 N West Virginia 42 75

71 A James Madison 48 56

71 H James Madison 73 71

74 N Virginia Tech 67 79

83 A Penn St. 70 84

105 N Butler 76 62

106 H Bucknell I 63 54

117 H Delaware 74 53

132 A Northeastern 69 58

132 H Northeastern 58 50

160 A William & Mary 65 58

160 H William & Mary 54 34

164 A Saint Joseph's 65 58

222 H Lafayette 52 37

239 A Hofstra 58 47

239 H Hofstra 47 38

242 H La Salle 79 54

246 A Niagara 66 65

255 A UNCW 58 40

255 H UNCW 68 42

266 A Col. of Charleston 80 53

271 H Cornell I 61 39

274 H Towson 78 53

331 A Delaware St. 73 52

LAST 12 Division I GAMES:

71 H James Madison 73 71

160 H William & Mary 54 34

255 A UNCW 58 40

50 A Elon 58 70

266 A Col. of Charleston 80 53

274 H Towson 78 53

132 H Northeastern 58 50

50 H Elon 58 56

239 A Hofstra 58 47

132 A Northeastern 69 58

255 H UNCW 68 42

71 A James Madison 48 56

D
r
e
x
e
lD
r
e
x
e
l

Non-Div I Games:

Drexel

Loss, Non-Conf, S Site, H Home A Away N Neutral

Average RPI Win:	130	WON-LOST	WINNING	LAST 10	STRENGTH OF	OPP. STRENGTH	TEAM	ADJ.	CONF.	ADJ CONF.
Average RPI Loss:	35	RECORD	PCT. RANK	GAMES	SCHEDULE	OF SCHEDULE	RPI	RPI	RPI	RPI
DIV. I ONLY	21- 7	46	7- 3	20	29	12	12	1	1	
DIV. I NON-CONF.	11- 2	22	0- 0	59	107	16	16	1	1	

TOTALS	RPI 1-25	RPI 26-50	W-L RECORDS	RPI 51-100	RPI 101-999	RPI 201+				
21- 7	3- 3	2- 2	OVERALL	7- 1	9- 1	5- 0				
15- 1	3- 1	2- 0	HOME	5- 0	5- 0	3- 0				
6- 6	0- 2	0- 2	AWAY	2- 1	4- 1	2- 0				
0- 0	0- 0	0- 0	NEUTRAL	0- 0	0- 0	0- 0				
11- 2	1- 1	1- 1	NON-CONFERENCE	3- 0	6- 0	5- 0				
9- 0	1- 0	1- 0	HOME	3- 0	4- 0	3- 0				
2- 2	0- 1	0- 1	AWAY	0- 0	2- 0	2- 0				
0- 0	0- 0	0- 0	NEUTRAL	0- 0	0- 0	0- 0				
10- 5	2- 2	1- 1	CONFERENCE	4- 1	3- 1	0- 0				
6- 1	2- 1	1- 0	HOME	2- 0	1- 0	0- 0				
4- 4	0- 1	0- 1	AWAY	2- 1	2- 1	0- 0				
0- 0	0- 0	0- 0	NEUTRAL	0- 0	0- 0	0- 0				

RPI	S	Opponent	Score	RPI	S	Opponent	Score	RPI	S	Opponent	Score	RPI	S	Opponent	Score
1	H	Notre Dame	54 72	28	A	Villanova	55 64	51	A	Miami (FL)	48 51	115	A	North Carolina	86 92
4	A	Louisville	60 66	30	A	Syracuse	65 68	62	H	Georgia Tech	77 59	151	A	Clemson	60 35
7	H	Ohio St.	69 60	35	H	Virginia	55 48	66	H	Wyoming	63 40	173	A	Pittsburgh	58 46
8	H	Florida St.	79 66	41	H	Oregon St.	72 65	74	A	Virginia Tech	86 75	190	H	Boston College	75 50
13	A	South Carolina	52 72					81	H	Maine	69 39	194	H	High Point	77 50
21	H	NC State	69 56					89	H	Liberty	68 51	223	H	UNCG	85 54
								97	A	Wake Forest	80 67	253	A	Grand Canyon	74 61
								97	H	Wake Forest	59 51	254	H	Presbyterian	79 45
												281	A	Old Dominion	84 51
												340	H	Winthrop	101 30
LAST 12 Division I GAMES:															
8	H	Florida St.	79 66	173	A	Pittsburgh	58 46								
30	A	Syracuse	65 68	190	H	Boston College	75 50								
151	A	Clemson	60 35	115	A	North Carolina	86 92								
97	H	Wake Forest	59 51	74	A	Virginia Tech	86 75								
1	H	Notre Dame	54 72	35	H	Virginia	55 48								
62	H	Georgia Tech	77 59	97	A	Wake Forest	80 67								

Non-Div I Games:

Duke

Average RPI Win: 197	WON-LOST	WINNING	LAST 10	STRENGTH OF	OPP. STRENGTH	TEAM	ADJ.	CONF.	ADJ CONF.
Average RPI Loss: 86	RECORD	PCT. RANK	GAMES	SCHEDULE	OF SCHEDULE	RPI	RPI	RPI	RPI

DIV. I ONLY	22- 6	33	7- 3	183	100	73	73	12	12
DIV. I NON-CONF.	10- 3	52	0- 0	172	41	52	52	10	10

TOTALS	RPI 1-25	RPI 26-50	W-L RECORDS	RPI 51-100	RPI 101-999	RPI 201+			
22- 6	0- 1	2- 1	OVERALL	2- 1	18- 3	12- 0			
12- 2	0- 0	1- 0	HOME	1- 1	10- 1	8- 0			
9- 3	0- 0	1- 1	AWAY	1- 0	7- 2	3- 0			
1- 1	0- 1	0- 0	NEUTRAL	0- 0	1- 0	1- 0			
10- 3	0- 1	2- 0	NON-CONFERENCE	1- 0	7- 2	5- 0			
6- 0	0- 0	1- 0	HOME	1- 0	4- 0	3- 0			
3- 2	0- 0	1- 0	AWAY	0- 0	2- 2	1- 0			
1- 1	0- 1	0- 0	NEUTRAL	0- 0	1- 0	1- 0			
12- 3	0- 0	0- 1	CONFERENCE	1- 1	11- 1	7- 0			
6- 2	0- 0	0- 0	HOME	0- 1	6- 1	5- 0			
6- 1	0- 0	0- 1	AWAY	1- 0	5- 0	2- 0			
0- 0	0- 0	0- 0	NEUTRAL	0- 0	0- 0	0- 0			

RPI S Opponent Score	RPI S Opponent Score	RPI S Opponent Score	RPI S Opponent Score
2 N UConn 52 104	27 H Central Mich. 64 61	59 H Fordham 43 51	101 H George Mason 71 64
	31 A Dayton 70 79	63 H Toledo 73 54	121 A ETSU 77 81
	35 A Virginia 74 63	88 A George Washington 54 53	122 H Saint Francis (PA) 87 68
			131 A Saint Louis 76 66
			139 A Charlotte 72 75
			164 A Saint Joseph's 61 42
			164 H Saint Joseph's 50 69
			170 A Davidson 79 54
			173 A Pittsburgh 66 53
			207 N N.C. A&T 73 60
			213 A Richmond 78 70
			216 H Akron 66 60
			242 H La Salle 78 50
			250 H St. Bonaventure 73 59
			270 H Massachusetts 60 57
			283 A VCU 70 51
			283 H VCU 80 71
			296 H Central Conn. St. 83 58
			329 H Rhode Island 80 71
			335 H Iona 80 59
			340 A Winthrop 81 54
LAST 12 Division I GAMES:			
59 H Fordham 43 51	31 A Dayton 70 79		
329 H Rhode Island 80 71	250 H St. Bonaventure 73 59		
131 A Saint Louis 76 66	164 A Saint Joseph's 61 42		
164 H Saint Joseph's 50 69	101 H George Mason 71 64		
283 H VCU 80 71	242 H La Salle 78 50		
213 A Richmond 78 70	88 A George Washington 54 53		

Non-Div I Games:

Duquesne

Average RPI Win:	220	WON-LOST	WINNING	LAST 10	STRENGTH OF	OPP. STRENGTH	TEAM	ADJ.	CONF.	ADJ CONF.
Average RPI Loss:	91	RECORD	PCT. RANK	GAMES	SCHEDULE	OF SCHEDULE	RPI	RPI	RPI	RPI
DIV. I ONLY	17- 10	101	8- 2	197	95	121	121	17	17	
DIV. I NON-CONF.	6- 8	209	0- 0	167	24	172	172	17	17	

TOTALS	RPI 1-25	RPI 26-50	W-L RECORDS	RPI 51-100	RPI 101-999	RPI 201+				
17- 10	0- 3	0- 0	OVERALL	1- 3	16- 4	9- 2				
9- 3	0- 0	0- 0	HOME	1- 2	8- 1	4- 1				
8- 4	0- 2	0- 0	AWAY	0- 1	8- 1	5- 1				
0- 3	0- 1	0- 0	NEUTRAL	0- 0	0- 2	0- 0				
6- 8	0- 3	0- 0	NON-CONFERENCE	1- 2	5- 3	4- 1				
3- 2	0- 0	0- 0	HOME	1- 1	2- 1	1- 1				
3- 3	0- 2	0- 0	AWAY	0- 1	3- 0	3- 0				
0- 3	0- 1	0- 0	NEUTRAL	0- 0	0- 2	0- 0				
11- 2	0- 0	0- 0	CONFERENCE	0- 1	11- 1	5- 1				
6- 1	0- 0	0- 0	HOME	0- 1	6- 0	3- 0				
5- 1	0- 0	0- 0	AWAY	0- 0	5- 1	2- 1				
0- 0	0- 0	0- 0	NEUTRAL	0- 0	0- 0	0- 0				

RPI 1-25				RPI 26-50				RPI 51-100				RPI 101+ Team's RPI: 121			
RPI	S	Opponent	Score	RPI	S	Opponent	Score	RPI	S	Opponent	Score	RPI	S	Opponent	Score
1	N	Notre Dame	46 77					55	A	Houston	69 88	103	N	Washington St.	76 80
10	A	Tennessee	49 87					58	H	Mercer	65 85	108	A	Chattanooga	61 55
21	A	NC State	58 70					70	H	Michigan St.	74 83	108	H	Chattanooga	65 58
								73	H	Duquesne	81 77	110	N	Western Mich.	79 87
												128	H	Cincinnati	87 77
												157	A	Samford	64 52
												157	H	Samford	76 48
												174	A	Furman	69 57
												174	H	Furman	56 46
												223	A	UNCG	61 65
												223	H	UNCG	60 52
												256	H	Northern Ky.	45 57
												272	A	Appalachian St.	70 57
												294	A	Murray St.	96 68
												301	A	Wofford	61 58
												301	H	Wofford	82 53
												310	A	Western Caro.	76 46
												310	H	Western Caro.	66 50
												312	H	Tennessee Tech	74 55
												340	A	Winthrop	74 63

LAST 12 Division I GAMES:															
157	A	Samford	64 52	157	H	Samford	76 48								
174	H	Furman	56 46	58	H	Mercer	65 85								
301	H	Wofford	82 53	301	A	Wofford	61 58								
108	A	Chattanooga	61 55	174	A	Furman	69 57								
310	A	Western Caro.	76 46	108	H	Chattanooga	65 58								
223	A	UNCG	61 65	223	H	UNCG	60 52								

Non-Div I Games: North Greenville 90 67

ETSU

Loss,
Non-Conf,
S Site,
H Home
A Away
N Neutral

Average RPI Win:	216	WON-LOST	WINNING	LAST 10	STRENGTH OF	OPP. STRENGTH	TEAM	ADJ.	CONF.	ADJ CONF.
Average RPI Loss:	144	RECORD	PCT. RANK	GAMES	SCHEDULE	OF SCHEDULE	RPI	RPI	RPI	RPI
DIV. I ONLY	15- 12	144	6- 4	226	119	187	187	8	8	
DIV. I NON-CONF.	8- 5	111	0- 0	322	341	252	252	7	7	

TOTALS	RPI 1-25	RPI 26-50	W-L RECORDS	RPI 51-100	RPI 101-999	RPI 201+				
15- 12	0- 2	0- 0	OVERALL	1- 1	14- 9	9- 4				
11- 4	0- 1	0- 0	HOME	1- 0	10- 3	7- 1				
3- 6	0- 0	0- 0	AWAY	0- 1	3- 1	1- 0				
1- 2	0- 0	0- 0	NEUTRAL	0- 0	1- 2	1- 0				
8- 5	0- 0	0- 0	NON-CONFERENCE	0- 0	8- 5	7- 2				
6- 2	0- 0	0- 0	HOME	0- 0	6- 2	5- 1				
1- 1	0- 0	0- 0	AWAY	0- 0	1- 1	1- 1				
1- 2	0- 0	0- 0	NEUTRAL	0- 0	1- 2	1- 0				
7- 7	0- 2	0- 0	CONFERENCE	1- 1	6- 4	2- 2				
5- 2	0- 1	0- 0	HOME	1- 0	4- 1	2- 0				
2- 5	0- 1	0- 0	AWAY	0- 1	2- 3	0- 2				
0- 0	0- 0	0- 0	NEUTRAL	0- 0	0- 0	0- 0				

RPI	S	Opponent	Score	RPI	S	Opponent	Score	RPI	S	Opponent	Score	RPI	S	Opponent	Score	Team's RPI: 187
2	H	UConn	35 96					55	A	Houston	81 97	120	A	Tulane	58 64	
19	A	South Fla.	47 88					55	H	Houston	80 78	128	A	Cincinnati	79 70	
												128	H	Cincinnati	54 66	
												138	H	Wichita St.	77 67	
												139	H	Charlotte	58 55	
												160	H	William & Mary	65 71	
												177	A	Tulsa	59 57	
												177	H	Tulsa	73 67	
												179	N	Jacksonville St.	73 82	
												188	N	UTEP	79 93	
												203	A	Memphis	36 72	
												203	H	Memphis	75 62	
												205	A	SMU	51 65	
												205	H	SMU	76 47	
												212	H	Norfolk St.	51 46	
												213	H	Richmond	64 65	
												255	A	UNCW	62 66	
												273	N	Rider	66 63	
												275	H	UMES	64 54	
												292	H	USC Upstate	66 53	
												293	A	Kennesaw St.	66 56	
												330	H	N.C. Central	73 61	
												343	H	Savannah St.	103 37	

LAST 12 Division I GAMES:																
177	A	Tulsa	59 57	128	A	Cincinnati	79 70									
55	A	Houston	81 97	120	A	Tulane	58 64									
203	H	Memphis	75 62	55	H	Houston	80 78									
19	A	South Fla.	47 88	205	A	SMU	51 65									
205	H	SMU	76 47	177	H	Tulsa	73 67									
138	H	Wichita St.	77 67	203	A	Memphis	36 72									

Non-Div I Games:

East Carolina

Average RPI Win:	341	WON-LOST	WINNING	LAST 10	STRENGTH OF	OPP. STRENGTH	TEAM	ADJ.	CONF.	ADJ CONF.
Average RPI Loss:	207	RECORD	PCT. RANK	GAMES	SCHEDULE	OF SCHEDULE	RPI	RPI	RPI	RPI
DIV. I ONLY	2- 26	344	0- 10	290	317	347	347	25	25	
DIV. I NON-CONF.	1- 10	327	0- 0	293	315	347	347	27	27	

TOTALS	RPI 1-25	RPI 26-50	W-L RECORDS	RPI 51-100	RPI 101-999	RPI 201+				
2- 26	0- 0	0- 0	OVERALL	0- 3	2- 23	2- 13				
2- 11	0- 0	0- 0	HOME	0- 1	2- 10	2- 7				
0- 14	0- 0	0- 0	AWAY	0- 2	0- 12	0- 6				
0- 1	0- 0	0- 0	NEUTRAL	0- 0	0- 1	0- 0				
1- 10	0- 0	0- 0	NON-CONFERENCE	0- 1	1- 9	1- 4				
1- 4	0- 0	0- 0	HOME	0- 0	1- 4	1- 3				
0- 5	0- 0	0- 0	AWAY	0- 1	0- 4	0- 1				
0- 1	0- 0	0- 0	NEUTRAL	0- 0	0- 1	0- 0				
1- 16	0- 0	0- 0	CONFERENCE	0- 2	1- 14	1- 9				
1- 7	0- 0	0- 0	HOME	0- 1	1- 6	1- 4				
0- 9	0- 0	0- 0	AWAY	0- 1	0- 8	0- 5				
0- 0	0- 0	0- 0	NEUTRAL	0- 0	0- 0	0- 0				

RPI 1-25				RPI 26-50				RPI 51-100				RPI 101+ Team's RPI: 347					
RPI	S	Opponent	Score	RPI	S	Opponent	Score	RPI	S	Opponent	Score	RPI	S	Opponent	Score		
								65	A	Belmont	37	59	107	A	Cleveland St.	69	77
								65	H	Belmont	58	86	117	N	Delaware	37	66
								96	A	Wright St.	46	81	126	H	Northern Ill.	64	93
													143	A	SIUE	52	62
													164	A	Saint Joseph's	62	80
													179	H	Jacksonville St.	50	59
													181	A	Northwestern	40	74
													184	A	Morehead St.	81	89
													197	A	UT Martin	57	85
													197	H	UT Martin	44	72
													208	H	North Texas	61	63
													215	A	Southeast Mo. St.	48	51
													215	H	Southeast Mo. St.	54	77
													240	A	Austin Peay	59	69
													240	H	Austin Peay	66	75
													262	H	Bradley	52	67
													294	A	Murray St.	61	72
													294	H	Murray St.	63	70
													300	H	Valparaiso	67	76
													312	H	Tennessee Tech	57	60
													314	A	Eastern Ky.	51	67
													328	A	Fort Wayne	77	93
													333	A	Tennessee St.	68	86
													333	H	Tennessee St.	66	59
													349	H	Evansville	79	52
LAST 12 Division I GAMES:																	
				294	H	Murray St.	63	70	179	H	Jacksonville St.	50	59				
				197	A	UT Martin	57	85	333	A	Tennessee St.	68	86				
				215	A	Southeast Mo. St.	48	51	65	A	Belmont	37	59				
				240	H	Austin Peay	66	75	215	H	Southeast Mo. St.	54	77				
				143	A	SIUE	52	62	197	H	UT Martin	44	72				
				312	H	Tennessee Tech	57	60	65	H	Belmont	58	86				

Non-Div I Games:

Eastern III.

■ Loss,
 ■ Non-Conf,
 ■ S Site,
 ■ H Home
 ■ A Away
 N Neutral

Average RPI Win: 267

Average RPI Loss: 187

WON-LOST
RECORDWINNING
PCT. RANKLAST 10
GAMESSTRENGTH OF
SCHEDULEOPP. STRENGTH
OF SCHEDULETEAM
RPIADJ.
RPICONF.
RPIADJ CONF.
RPIDIV. I ONLY
DIV. I NON-CONF.7- 18
2- 6284
2802- 8
0- 0294
308239
71314
298314
29825
2725
27

TOTALS

RPI 1-25

RPI 26-50

W-L RECORDS

RPI 51-100

RPI 101-999

RPI 201+

7- 18

0- 0

0- 0

OVERALL

0- 3

7- 15

5- 8

5- 7

0- 0

0- 0

HOME

0- 2

5- 5

3- 2

2- 11

0- 0

0- 0

AWAY

0- 1

2- 10

2- 6

0- 0

0- 0

0- 0

NEUTRAL

0- 0

0- 0

0- 0

2- 6

0- 0

0- 0

NON-CONFERENCE

0- 1

2- 5

2- 2

1- 2

0- 0

0- 0

HOME

0- 1

1- 1

1- 0

1- 4

0- 0

0- 0

AWAY

0- 0

1- 4

1- 2

0- 0

0- 0

0- 0

NEUTRAL

0- 0

0- 0

0- 0

5- 12

0- 0

0- 0

CONFERENCE

0- 2

5- 10

3- 6

4- 5

0- 0

0- 0

HOME

0- 1

4- 4

2- 2

1- 7

0- 0

0- 0

AWAY

0- 1

1- 6

1- 4

0- 0

0- 0

0- 0

NEUTRAL

0- 0

0- 0

0- 0

RPI 1-25

RPI 26-50

RPI 51-100

RPI 101+

Team's RPI: 314






































RPI S Opponent Score

RPI S Opponent Score






















RPI S Opponent Score

RPI S Opponent Score

65  Belmont 62  95
 65  Belmont 55  77
 86  Ohio 57  69

101  George Mason 41  64
 128  Cincinnati 53  64
 143  SIUE 60  62
 156  Kent St. 57  65
 179  Jacksonville St. 51  65
 179  Jacksonville St. 48 44
 184  Morehead St. 59 56
 197  UT Martin 49  77
 197  UT Martin 54  72
 210  Bowling Green 60  77
 215  Southeast Mo. St. 55  69
 215  Southeast Mo. St. 52  66
 216  Akron 45  62
 223  UNCG 70 59
 240  Austin Peay 45  59
 294  Murray St. 68  75
 310  Western Caro. 62 59
 312  Tennessee Tech 76 68
 312  Tennessee Tech 55 53
 333  Tennessee St. 58  69
 333  Tennessee St. 58  59
 347  Eastern Ill. 67 51





LAST 12 Division I GAMES:

215  Southeast Mo. St. 52  66 65  Belmont 55  77
 333  Tennessee St. 58  69 294  Murray St. 68  75
 65  Belmont 62  95 240  Austin Peay 45  59
 184  Morehead St. 59 56 179  Jacksonville St. 48 44
 197  UT Martin 54  72 312  Tennessee Tech 55 53
 333  Tennessee St. 58  59 215  Southeast Mo. St. 55  69

E
a
s
t
e
r
n
K
y
.E
a
s
t
e
r
n
K
y
.

Non-Div I Games: Ohio Christian 69 45

Eastern Ky.

 Loss,  Non-Conf, S Site,  Home  Away N Neutral

Average RPI Win:	188	WON-LOST	WINNING	LAST 10	STRENGTH OF	OPP. STRENGTH	TEAM	ADJ.	CONF.	ADJ CONF.
Average RPI Loss:	130	RECORD	PCT. RANK	GAMES	SCHEDULE	OF SCHEDULE	RPI	RPI	RPI	RPI
DIV. I ONLY	9- 16	245	3- 7	139	112	201	201	7	7	
DIV. I NON-CONF.	3- 7	254	0- 0	325	338	306	306	8	8	

TOTALS	RPI 1-25	RPI 26-50	W-L RECORDS	RPI 51-100	RPI 101-999	RPI 201+				
9- 16	0- 1	0- 4	OVERALL	3- 2	6- 9	4- 4				
5- 4	0- 0	0- 1	HOME	2- 1	3- 2	2- 1				
4- 11	0- 1	0- 3	AWAY	1- 1	3- 6	2- 3				
0- 1	0- 0	0- 0	NEUTRAL	0- 0	0- 1	0- 0				
3- 7	0- 0	0- 1	NON-CONFERENCE	0- 0	3- 6	3- 3				
2- 0	0- 0	0- 0	HOME	0- 0	2- 0	2- 0				
1- 6	0- 0	0- 1	AWAY	0- 0	1- 5	1- 3				
0- 1	0- 0	0- 0	NEUTRAL	0- 0	0- 1	0- 0				
6- 9	0- 1	0- 3	CONFERENCE	3- 2	3- 3	1- 1				
3- 4	0- 0	0- 1	HOME	2- 1	1- 2	0- 1				
3- 5	0- 1	0- 2	AWAY	1- 1	2- 1	1- 0				
0- 0	0- 0	0- 0	NEUTRAL	0- 0	0- 0	0- 0				

RPI	S	Opponent	Score	RPI	S	Opponent	Score	RPI	S	Opponent	Score	RPI	S	Opponent	Score	Team's RPI: 201
14	A	Buffalo	92 97	27	A	Central Mich.	82 95	63	A	Toledo	69 80	107	A	Cleveland St.	65 77	
				27	H	Central Mich.	72 95	63	H	Toledo	70 57	110	H	Western Mich.	69 67	
				39	A	Ball St.	85 91	86	H	Ohio	73 58	126	A	Northern Ill.	83 76	
				45	A	Minnesota	56 80	87	A	Miami (OH)	74 59	142	A	Loyola Marymount	64 73	
								87	H	Miami (OH)	69 73	156	A	Kent St.	69 76	
												156	H	Kent St.	60 67	
												167	N	Denver	54 60	
												210	A	Bowling Green	54 52	
												216	H	Akron	65 77	
												250	A	St. Bonaventure	51 70	
												252	A	Illinois St.	56 65	
												322	A	Detroit Mercy	78 76	
												325	A	Ill. -Chicago	70 73	
												342	H	Florida A&M	83 61	
												346	H	Longwood	73 44	

LAST 12 Division I GAMES:																
63	A	Toledo	69 80	14	A	Buffalo	92 97	87	H	Miami (OH)	69 73	126	A	Northern Ill.	83 76	
27	A	Central Mich.	82 95	87	H	Miami (OH)	69 73	110	H	Western Mich.	69 67	87	A	Miami (OH)	74 59	
86	H	Ohio	73 58	156	A	Kent St.	69 76									
216	H	Akron	65 77													
39	A	Ball St.	85 91													
27	H	Central Mich.	72 95													

Non-Div I Games: Rochester College 62 29

Eastern Mich.

Average RPI Win:	232	WON-LOST	WINNING	LAST 10	STRENGTH OF	OPP. STRENGTH	TEAM	ADJ.	CONF.	ADJ CONF.
Average RPI Loss:	103	RECORD	PCT. RANK	GAMES	SCHEDULE	OF SCHEDULE	RPI	RPI	RPI	RPI
DIV. I ONLY	13- 13	172	6- 4	150	136	154	154	19	19	
DIV. I NON-CONF.	4- 7	226	0- 0	67	139	157	157	13	13	

TOTALS	RPI 1-25	RPI 26-50	W-L RECORDS	RPI 51-100	RPI 101-999	RPI 201+				
13- 13	0- 1	0- 4	OVERALL	0- 1	13- 7	7- 1				
9- 3	0- 0	0- 1	HOME	0- 0	9- 2	4- 0				
3- 9	0- 1	0- 3	AWAY	0- 0	3- 5	3- 1				
1- 1	0- 0	0- 0	NEUTRAL	0- 1	1- 0	0- 0				
4- 7	0- 1	0- 2	NON-CONFERENCE	0- 1	4- 3	2- 0				
2- 2	0- 0	0- 0	HOME	0- 0	2- 2	1- 0				
1- 4	0- 1	0- 2	AWAY	0- 0	1- 1	1- 0				
1- 1	0- 0	0- 0	NEUTRAL	0- 1	1- 0	0- 0				
9- 6	0- 0	0- 2	CONFERENCE	0- 0	9- 4	5- 1				
7- 1	0- 0	0- 1	HOME	0- 0	7- 0	3- 0				
2- 5	0- 0	0- 1	AWAY	0- 0	2- 4	2- 1				
0- 0	0- 0	0- 0	NEUTRAL	0- 0	0- 0	0- 0				

RPI 1-25				RPI 26-50				RPI 51-100				RPI 101+ Team's RPI: 154			
RPI	S	Opponent	Score	RPI	S	Opponent	Score	RPI	S	Opponent	Score	RPI	S	Opponent	Score
6	A	Oregon	40 81	36	A	Northern Colo.	62 68	76	N	Saint Mary's (CA)	56 76	133	A	Portland St.	60 75
				36	H	Northern Colo.	65 70					133	H	Portland St.	64 57
				43	A	Gonzaga	45 69					136	A	Fresno St.	56 81
				44	A	Purdue	40 65					137	A	Idaho	71 85
												137	H	Idaho	71 64
												146	H	Boise St.	57 61
												147	H	Cal Poly	75 72
												148	H	BYU	69 73
												169	A	North Dakota	79 81
												169	H	North Dakota	74 70
												171	H	Weber St.	77 68
												197	N	UT Martin	61 58
												228	A	Montana St.	74 77
												244	A	Montana	75 72
												289	A	Sacramento St.	83 72
												289	H	Sacramento St.	83 76
												297	A	Air Force	65 63
												303	H	Northern Ariz.	82 62
												320	H	Southern Utah	58 41
												326	H	Utah Valley	61 41

LAST 12 Division I GAMES:															
				171	H	Weber St.	77 68	36	A	Northern Colo.	62 68				
				228	A	Montana St.	74 77	169	A	North Dakota	79 81				
				244	A	Montana	75 72	320	H	Southern Utah	58 41				
				137	A	Idaho	71 85	303	H	Northern Ariz.	82 62				
				133	H	Portland St.	64 57	137	H	Idaho	71 64				
				289	H	Sacramento St.	83 76	289	A	Sacramento St.	83 72				

Non-Div I Games: Multnomah 88 42

Eastern Wash.

Average RPI Win:	294	WON-LOST	WINNING	LAST 10	STRENGTH OF	OPP. STRENGTH	TEAM	ADJ.	CONF.	ADJ CONF.
Average RPI Loss:	213	RECORD	PCT. RANK	GAMES	SCHEDULE	OF SCHEDULE	RPI	RPI	RPI	RPI

DIV. I ONLY	1- 23	347	0- 10	307	301	349	349	24	24
DIV. I NON-CONF.	1- 8	313	0- 0	301	344	346	346	21	21

TOTALS	RPI 1-25	RPI 26-50	W-L RECORDS	RPI 51-100	RPI 101-999	RPI 201+			
1- 23	0- 0	0- 1	OVERALL	0- 4	1- 18	1- 14			
1- 9	0- 0	0- 0	HOME	0- 2	1- 7	1- 4			
0- 14	0- 0	0- 0	AWAY	0- 1	0- 3	0- 3			
0- 0	0- 0	0- 0	NEUTRAL	0- 0	0- 0	0- 0			
1- 8	0- 0	0- 1	NON-CONFERENCE	0- 1	1- 6	1- 5			
1- 1	0- 0	0- 0	HOME	0- 0	1- 1	1- 0			
0- 7	0- 0	0- 1	AWAY	0- 1	0- 5	0- 5			
0- 0	0- 0	0- 0	NEUTRAL	0- 0	0- 0	0- 0			
0- 15	0- 0	0- 0	CONFERENCE	0- 3	0- 12	0- 9			
0- 8	0- 0	0- 0	HOME	0- 2	0- 6	0- 4			
0- 7	0- 0	0- 0	AWAY	0- 1	0- 6	0- 5			
0- 0	0- 0	0- 0	NEUTRAL	0- 0	0- 0	0- 0			

RPI 1-25	RPI 26-50	RPI 51-100	RPI 101+	Team's RPI: 349
RPI S Opponent Score	RPI S Opponent Score	RPI S Opponent Score	RPI S Opponent Score	
	42 A Western Ky. 54 92	78 A Drake 66 107	141 A UNI 41 65	
		78 H Drake 50 101	141 H UNI 60 85	
		92 A Kentucky 62 100	159 H Southern Ill. 62 74	
		94 H Missouri St. 65 95	184 H Morehead St. 75 82	
			215 A Southeast Mo. St. 65 74	
			240 A Austin Peay 73 82	
			252 A Illinois St. 44 70	
			252 H Illinois St. 43 67	
			259 A Indiana St. 48 56	
			259 H Indiana St. 57 66	
			262 A Bradley 47 92	
			262 H Bradley 59 117	
			294 H Murray St. 89 81	
			300 A Valparaiso 59 101	
			302 A Loyola Chicago 63 82	
			302 H Loyola Chicago 47 60	
			318 A Alabama A&M 56 70	
			325 A Ill. -Chicago 77 96	
			347 A Eastern Ill. 52 79	
LAST 12 Division I GAMES:				
	302 H Loyola Chicago 47 60	302 A Loyola Chicago 63 82		
	252 A Illinois St. 44 70	300 A Valparaiso 59 101		
	262 A Bradley 47 92	262 H Bradley 59 117		
	141 H UNI 60 85	252 H Illinois St. 43 67		
	78 H Drake 50 101	78 A Drake 66 107		
	259 H Indiana St. 57 66	141 A UNI 41 65		

Non-Div I Games: Oakland City 96 59 Westminster (MO) 79 53

Average RPI Win: 203
Average RPI Loss: 108

WON-LOST
RECORD

WINNING
PCT. RANK

LAST 10
GAMES

STRENGTH OF
SCHEDULE

OPP. STRENGTH
OF SCHEDULE

TEAM
RPI

ADJ.
RPI

CONF.
RPI

ADJ CONF.
RPI

DIV. I ONLY	23- 4	10	9- 1	188	170	54	54	23	23
DIV. I NON-CONF.	11- 3	45	0- 0	65	47	26	26	22	22
<hr/>									
TOTALS	RPI 1-25	RPI 26-50	W-L RECORDS	RPI 51-100	RPI 101-999	RPI 201+			
23- 4	1- 1	1- 0	OVERALL	4- 1	17- 2	13- 1			
12- 0	0- 0	1- 0	HOME	3- 0	8- 0	6- 0			
9- 2	0- 0	0- 0	AWAY	1- 0	8- 0	7- 0			
2- 2	1- 1	0- 0	NEUTRAL	0- 1	1- 0	0- 0			
11- 3	1- 1	1- 0	NON-CONFERENCE	2- 1	7- 1	4- 0			
5- 0	0- 0	1- 0	HOME	2- 0	2- 0	1- 0			
4- 1	0- 0	0- 0	AWAY	0- 0	4- 1	3- 0			
2- 2	1- 1	0- 0	NEUTRAL	0- 1	1- 0	0- 0			
12- 1	0- 0	0- 0	CONFERENCE	2- 0	10- 1	9- 1			
7- 0	0- 0	0- 0	HOME	1- 0	6- 0	5- 0			
5- 1	0- 0	0- 0	AWAY	1- 0	4- 1	4- 1			
0- 0	0- 0	0- 0	NEUTRAL	0- 0	0- 0	0- 0			

RPI 1-25				RPI 26-50				RPI 51-100 Team's RPI: 54				RPI 101+			
RPI	S	Opponent	Score	RPI	S	Opponent	Score	RPI	S	Opponent	Score	RPI	S	Opponent	Score
7	N	Ohio St.	62 104	32	H	South Dakota St.	87 78	65	N	Belmont	65 75	108	A	Chattanooga	61 68
23	N	DePaul	89 84					69	H	Harvard	65 56	143	H	SIUE	66 49
								92	H	Kentucky	70 64	156	N	Kent St.	80 62
								98	A	Jacksonville	65 63	180	H	Stetson	80 40
								98	H	Jacksonville	63 58	191	A	Siena	63 50
												216	A	Akron	82 63
												221	H	Illinois	85 61
												226	A	Abilene Christian	94 55
												251	A	North Florida	73 75
												251	H	North Florida	67 52
												261	A	Lipscomb	68 54
												261	H	Lipscomb	88 52
												292	A	USC Upstate	88 44
												292	H	USC Upstate	93 60
												293	A	Kennesaw St.	78 57
												293	H	Kennesaw St.	78 51
												307	A	FIU	88 52
												336	A	NJIT	89 43
												336	H	NJIT	90 66
<hr/>															
LAST 12 Division I GAMES:															
293	H	Kennesaw St.	78 51	251	A	North Florida	73 75	98	H	Jacksonville	63 58	261	A	Lipscomb	68 54
261	H	Lipscomb	88 52	98	H	Jacksonville	63 58	261	A	Lipscomb	68 54	293	A	Kennesaw St.	78 57
336	A	NJIT	89 43	261	A	Lipscomb	68 54	292	H	USC Upstate	93 60	336	H	NJIT	90 66
292	A	USC Upstate	88 44	293	A	Kennesaw St.	78 57								
251	H	North Florida	67 52	292	H	USC Upstate	93 60								
98	A	Jacksonville	65 63	336	H	NJIT	90 66								

Non-Div I Games: Southeastern (FL) 76 66 Ave Maria 99 35 Fla. Memorial 82 43

FGCU

Loss, Non-Conf, S Site, H Home A Away N Neutral

Average RPI Win:	243	WON-LOST	WINNING	LAST 10	STRENGTH OF	OPP. STRENGTH	TEAM	ADJ.	CONF.	ADJ CONF.
Average RPI Loss:	172	RECORD	PCT. RANK	GAMES	SCHEDULE	OF SCHEDULE	RPI	RPI	RPI	RPI
DIV. I ONLY	7- 19	289	3- 7	186	219	307	307	18	18	
DIV. I NON-CONF.	3- 10	285	0- 0	236	262	318	318	19	19	

TOTALS	RPI 1-25	RPI 26-50	W-L RECORDS	RPI 51-100	RPI 101-999	RPI 201+				
7- 19	0- 1	0- 1	OVERALL	1- 3	6- 14	5- 8				
7- 10	0- 1	0- 0	HOME	1- 2	6- 7	5- 3				
0- 9	0- 0	0- 1	AWAY	0- 1	0- 7	0- 5				
0- 0	0- 0	0- 0	NEUTRAL	0- 0	0- 0	0- 0				
3- 10	0- 1	0- 0	NON-CONFERENCE	0- 2	3- 7	3- 4				
3- 6	0- 1	0- 0	HOME	0- 1	3- 4	3- 2				
0- 4	0- 0	0- 0	AWAY	0- 1	0- 3	0- 2				
0- 0	0- 0	0- 0	NEUTRAL	0- 0	0- 0	0- 0				
4- 9	0- 0	0- 1	CONFERENCE	1- 1	3- 7	2- 4				
4- 4	0- 0	0- 0	HOME	1- 1	3- 3	2- 1				
0- 5	0- 0	0- 1	AWAY	0- 0	0- 4	0- 3				
0- 0	0- 0	0- 0	NEUTRAL	0- 0	0- 0	0- 0				

RPI 1-25				RPI 26-50				RPI 51-100				RPI 101+				Team's RPI: 307
RPI	S	Opponent	Score	RPI	S	Opponent	Score	RPI	S	Opponent	Score	RPI	S	Opponent	Score	
19	H	South Fla.	52 82	42	A	Western Ky.	47 101	51	A	Mi ami (FL)	69 77	112	H	Middle Tenn.	59 63	
								54	H	FGCU	52 88	113	A	Georgetown	56 77	
								77	H	UAB	61 71	114	H	Bethune-Cookman	59 77	
								91	H	Ri ce	68 58	139	A	Charlotte	57 80	
												151	H	Clemson	65 67	
												166	H	Louisiana Tech	57 54	
												188	H	UTEP	76 77	
												208	H	North Texas	46 92	
												225	H	Fla. Atlantic	86 65	
												258	A	Morgan St.	51 62	
												264	A	Howard	62 69	
												279	H	North Dakota St.	68 71	
												281	A	Old Dominion	60 68	
												282	A	UTSA	66 69	
												290	H	Vermont	80 70	
												297	H	Air Force	70 69	
												313	H	Charleston So.	77 70	
												316	A	Marshall I	75 78	
												316	H	Marshall I	67 54	
												318	H	Alabama A&M	51 58	

LAST 12 Division I GAMES:																
225	H	Fla. Atlantic	86 65	316	A	Marshall I	75 78									
282	A	UTSA	66 69	77	H	UAB	61 71									
112	H	Middle Tenn.	59 63	166	H	Louisiana Tech	57 54									
208	H	North Texas	46 92	91	H	Ri ce	68 58									
139	A	Charlotte	57 80	42	A	Western Ky.	47 101									
281	A	Old Dominion	60 68	316	H	Marshall I	67 54									

Non-Div I Games:

FIU

Average RPI Win:	283	WON-LOST	WINNING	LAST 10	STRENGTH OF	OPP. STRENGTH	TEAM	ADJ.	CONF.	ADJ CONF.
Average RPI Loss:	173	RECORD	PCT. RANK	GAMES	SCHEDULE	OF SCHEDULE	RPI	RPI	RPI	RPI
DIV. I ONLY	12- 16	214	5- 5	303	275	259	259	28	28	
DIV. I NON-CONF.	3- 8	268	0- 0	299	217	305	305	25	25	

TOTALS	RPI 1-25	RPI 26-50	W-L RECORDS	RPI 51-100	RPI 101-999	RPI 201+				
12- 16	0- 0	0- 3	OVERALL	0- 0	12- 13	10- 5				
7- 5	0- 0	0- 2	HOME	0- 0	7- 3	6- 2				
5- 10	0- 0	0- 1	AWAY	0- 0	5- 9	4- 3				
0- 1	0- 0	0- 0	NEUTRAL	0- 0	0- 1	0- 0				
3- 8	0- 0	0- 1	NON-CONFERENCE	0- 0	3- 7	2- 2				
2- 2	0- 0	0- 1	HOME	0- 0	2- 1	2- 1				
1- 5	0- 0	0- 0	AWAY	0- 0	1- 5	0- 1				
0- 1	0- 0	0- 0	NEUTRAL	0- 0	0- 1	0- 0				
9- 8	0- 0	0- 2	CONFERENCE	0- 0	9- 6	8- 3				
5- 3	0- 0	0- 1	HOME	0- 0	5- 2	4- 1				
4- 5	0- 0	0- 1	AWAY	0- 0	4- 4	4- 2				
0- 0	0- 0	0- 0	NEUTRAL	0- 0	0- 0	0- 0				

RPI	S	Opponent	Score	RPI	S	Opponent	Score	RPI	S	Opponent	Score	RPI	S	Opponent	Score
28	H	Villanova	44 73	40	A	Quinnipiac	45 77	119	A	Seton Hall	61 80	132	A	Northeastern	43 63
40	H	Quinnipiac	39 58					158	A	Marist	63 71	158	H	Marist	34 48
								160	A	William & Mary	47 57	185	N	New Hampshire	61 71
								190	A	Boston College	66 58	191	A	Siena	40 51
								191	H	Siena	44 43	198	A	Lehigh	53 56
								213	H	Richmond	67 72	246	H	Niagara	59 53
								248	A	Manhattan	44 55	248	H	Manhattan	55 52
								273	A	Rider	68 57	273	H	Rider	45 61
								285	A	Canisius	56 52	288	H	Mt. St. Mary's	76 65
								299	A	Monmouth	65 73	299	H	Monmouth	61 55
								329	A	Rhode Island	47 62	335	A	Iona	78 68
								344	H	UMass Lowell	78 67	348	A	Saint Peter's	62 40
								348	H	Saint Peter's	62 41				
LAST 12 Division I GAMES:															
299	A	Monmouth	65 73	248	H	Manhattan	55 52	40	H	Quinnipiac	39 58	273	A	Rider	68 57
348	A	Saint Peter's	62 40	40	H	Quinnipiac	39 58	191	A	Siena	40 51	40	A	Quinnipiac	45 77
191	H	Siena	44 43	273	A	Rider	68 57	348	H	Saint Peter's	62 41				
158	H	Marist	34 48												
248	A	Manhattan	44 55												
335	A	Iona	78 68												

Non-Div I Games:

Fairfield

Average RPI Win: 299	WON-LOST RECORD	WINNING PCT. RANK	LAST 10 GAMES	STRENGTH OF SCHEDULE	OPP. STRENGTH OF SCHEDULE	TEAM RPI	ADJ. RPI	CONF. RPI	ADJ. CONF. RPI
Average RPI Loss: 195									
DIV. I ONLY	14- 11	140	6- 4	347	333	269	269	29	29
DIV. I NON-CONF.	7- 3	74	0- 0	345	333	242	242	29	29

TOTALS	RPI 1-25	RPI 26-50	W-L RECORDS	RPI 51-100	RPI 101-999	RPI 201+			
14- 11	0- 0	0- 1	OVERALL	0- 0	14- 10	13- 5			
8- 5	0- 0	0- 0	HOME	0- 0	8- 5	7- 2			
6- 6	0- 0	0- 1	AWAY	0- 0	6- 5	6- 3			
0- 0	0- 0	0- 0	NEUTRAL	0- 0	0- 0	0- 0			
7- 3	0- 0	0- 1	NON-CONFERENCE	0- 0	7- 2	6- 1			
5- 1	0- 0	0- 0	HOME	0- 0	5- 1	4- 0			
2- 2	0- 0	0- 1	AWAY	0- 0	2- 1	2- 1			
0- 0	0- 0	0- 0	NEUTRAL	0- 0	0- 0	0- 0			
7- 8	0- 0	0- 0	CONFERENCE	0- 0	7- 8	7- 4			
3- 4	0- 0	0- 0	HOME	0- 0	3- 4	3- 2			
4- 4	0- 0	0- 0	AWAY	0- 0	4- 4	4- 2			
0- 0	0- 0	0- 0	NEUTRAL	0- 0	0- 0	0- 0			

RPI 1-25				RPI 26-50				RPI 51-100				RPI 101+ Team's RPI: 269			
RPI	S	Opponent	Score	RPI	S	Opponent	Score	RPI	S	Opponent	Score	RPI	S	Opponent	Score
				33	A	Rutgers	35 101					122	A	Saint Francis (PA)	61 80
												122	H	Saint Francis (PA)	56 80
												130	A	Robert Morris	49 62
												130	H	Robert Morris	68 77
												163	H	Army West Point	58 56
												182	H	Stony Brook	51 56
												264	A	Howard	65 68
												267	A	St. Francis Brooklyn	70 62
												268	H	Sacred Heart	69 59
												277	H	Colgate	61 51
												286	A	LIU Brooklyn	61 49
												287	A	Bryant	77 69
												287	H	Bryant	48 65
												288	A	Mt. St. Mary's	52 55
												288	H	Mt. St. Mary's	53 55
												296	A	Central Conn. St.	56 76
												296	H	Central Conn. St.	78 49
												299	H	Monmouth	78 61
												334	A	Wagner	74 64
												334	H	Wagner	62 61
												336	A	NJIT	74 70
												344	H	UMass Lowell	60 51
												346	A	Longwood	72 52
												348	H	Saint Peter's	69 59
LAST 12 Division I GAMES:															
				122	A	Saint Francis (PA)	61 80					286	A	LIU Brooklyn	61 49
				130	A	Robert Morris	49 62					267	A	St. Francis Brooklyn	70 62
				334	H	Wagner	62 61					268	H	Sacred Heart	69 59
				288	H	Mt. St. Mary's	53 55					296	H	Central Conn. St.	78 49
				296	A	Central Conn. St.	56 76					287	H	Bryant	48 65
				287	A	Bryant	77 69					288	A	Mt. St. Mary's	52 55

Non-Div I Games: Rutgers-Newark 76 40

Fairleigh Dickinson

Average RPI Win:	260	WON-LOST	WINNING	LAST 10	STRENGTH OF	OPP. STRENGTH	TEAM	ADJ.	CONF.	ADJ CONF.
Average RPI Loss:	156	RECORD	PCT. RANK	GAMES	SCHEDULE	OF SCHEDULE	RPI	RPI	RPI	RPI
DIV. I ONLY	11- 13	200	3- 7	200	251	225	225	18	18	
DIV. I NON-CONF.	6- 5	153	0- 0	282	313	227	227	19	19	

TOTALS	RPI 1-25	RPI 26-50	W-L RECORDS	RPI 51-100	RPI 101-999	RPI 201+				
11- 13	0- 0	0- 1	OVERALL	0- 4	11- 8	9- 5				
8- 5	0- 0	0- 0	HOME	0- 2	8- 3	6- 2				
3- 7	0- 0	0- 1	AWAY	0- 2	3- 4	3- 2				
0- 1	0- 0	0- 0	NEUTRAL	0- 0	0- 1	0- 1				
6- 5	0- 0	0- 0	NON-CONFERENCE	0- 2	6- 3	6- 2				
4- 2	0- 0	0- 0	HOME	0- 1	4- 1	4- 1				
2- 2	0- 0	0- 0	AWAY	0- 1	2- 1	2- 0				
0- 1	0- 0	0- 0	NEUTRAL	0- 0	0- 1	0- 1				
5- 8	0- 0	0- 1	CONFERENCE	0- 2	5- 5	3- 3				
4- 3	0- 0	0- 0	HOME	0- 1	4- 2	2- 1				
1- 5	0- 0	0- 1	AWAY	0- 1	1- 3	1- 2				
0- 0	0- 0	0- 0	NEUTRAL	0- 0	0- 0	0- 0				

RPI 1-25				RPI 26-50				RPI 51-100				RPI 101+				Team's RPI: 225
RPI	S	Opponent	Score	RPI	S	Opponent	Score	RPI	S	Opponent	Score	RPI	S	Opponent	Score	
				42	A	Western Ky.	63 82	58	H	Mercer	55 66	112	H	Middle Tenn.	65 69	
								61	A	Nebraska	69 86	145	A	Colorado	69 76	
								77	A	UAB	57 90	166	H	Louisiana Tech	86 72	
								91	H	Rice	53 67	188	A	UTEP	70 75	
												188	H	UTEP	72 66	
												208	H	North Texas	51 65	
												210	N	Bowling Green	55 66	
												214	H	Southern Miss.	89 74	
												251	H	North Florida	83 75	
												253	H	Grand Canyon	73 77	
												259	A	Indiana St.	66 58	
												267	H	St. Francis Brooklyn	80 60	
												276	H	UMKC	65 55	
												281	A	Old Dominion	54 59	
												282	A	UTSA	99 65	
												307	A	FIU	65 86	
												309	A	Georgia St.	82 50	
												316	H	Marshall	79 59	
												331	H	Delaware St.	90 67	

LAST 12 Division I GAMES:																
				214	H	Southern Miss.	89 74	77	A	UAB	57 90					
				307	A	FIU	65 86	282	A	UTSA	99 65					
				281	A	Old Dominion	54 59	166	H	Louisiana Tech	86 72					
				208	H	North Texas	51 65	188	A	UTEP	70 75					
				112	H	Middle Tenn.	65 69	91	H	Rice	53 67					
				42	A	Western Ky.	63 82	188	H	UTEP	72 66					

Non-Div I Games:

Fla. Atlantic

Average RPI Win:	201	WON-LOST	WINNING	LAST 10	STRENGTH OF	OPP. STRENGTH	TEAM	ADJ.	CONF.	ADJ CONF.
Average RPI Loss:	62	RECORD	PCT. RANK	GAMES	SCHEDULE	OF SCHEDULE	RPI	RPI	RPI	RPI
DIV. I ONLY	11- 17	229	3- 7	59	48	162	162	2	2	
DIV. I NON-CONF.	8- 5	111	0- 0	206	142	183	183	2	2	

TOTALS	RPI 1-25	RPI 26-50	W-L RECORDS	RPI 51-100	RPI 101-999	RPI 201+				
11- 17	1- 9	0- 1	OVERALL	1- 3	9- 4	5- 0				
7- 10	0- 5	0- 1	HOME	1- 2	6- 2	3- 0				
2- 6	1- 4	0- 0	AWAY	0- 1	1- 1	0- 0				
2- 1	0- 0	0- 0	NEUTRAL	0- 0	2- 1	2- 0				
8- 5	1- 2	0- 0	NON-CONFERENCE	1- 0	6- 3	5- 0				
5- 4	0- 2	0- 0	HOME	1- 0	4- 2	3- 0				
1- 0	1- 0	0- 0	AWAY	0- 0	0- 0	0- 0				
2- 1	0- 0	0- 0	NEUTRAL	0- 0	2- 1	2- 0				
3- 12	0- 7	0- 1	CONFERENCE	0- 3	3- 1	0- 0				
2- 6	0- 3	0- 1	HOME	0- 2	2- 0	0- 0				
1- 6	0- 4	0- 0	AWAY	0- 1	1- 1	0- 0				
0- 0	0- 0	0- 0	NEUTRAL	0- 0	0- 0	0- 0				

RPI 1-25				RPI 26-50				RPI 51-100				RPI 101+ Team's RPI: 162			
RPI	S	Opponent	Score	RPI	S	Opponent	Score	RPI	S	Opponent	Score	RPI	S	Opponent	Score
3	A	Mississippi St.	53 90	29	H	LSU	59 66	85	H	Alabama	54 63	108	H	Chattanooga	60 65
3	H	Mississippi St.	50 98					92	H	Kentucky	53 56	123	A	Arkansas	65 51
7	H	Ohio St.	77 103					98	H	Jacksonville	69 59	134	H	Vanderbilt	88 71
8	H	Florida St.	54 84					100	A	Auburn	55 84	155	A	Ole Miss	75 78
10	H	Tennessee	42 70									155	H	Ole Miss	61 60
13	A	South Carolina	57 64									164	H	Saint Joseph's	71 51
17	A	Missouri	64 66									180	N	Stetson	71 85
20	A	Texas A&M	80 85									200	H	Arkansas St.	69 70
24	A	Oklahoma	80 61									213	N	Richmond	87 80
25	H	Georgia	57 66									309	H	Georgia St.	82 66
LAST 12 Division I GAMES:															
10	H	Tennessee	42 70	25	H	Georgia	57 66								
134	H	Vanderbilt	88 71	3	A	Mississippi St.	53 90								
20	A	Texas A&M	80 85	155	H	Ole Miss	61 60								
13	A	South Carolina	57 64	123	A	Arkansas	65 51								
3	H	Mississippi St.	50 98	29	H	LSU	59 66								
17	A	Missouri	64 66	92	H	Kentucky	53 56								

Non-Div I Games:

Florida

Average RPI Win:	313	WON-LOST	WINNING	LAST 10	STRENGTH OF	OPP. STRENGTH	TEAM	ADJ.	CONF.	ADJ CONF.
Average RPI Loss:	223	RECORD	PCT. RANK	GAMES	SCHEDULE	OF SCHEDULE	RPI	RPI	RPI	RPI
DIV. I ONLY	5- 20	316	3- 7	345	274	342	342	30	30	
DIV. I NON-CONF.	1- 11	331	0- 0	331	160	343	343	30	30	

TOTALS	RPI 1-25	RPI 26-50	W-L RECORDS	RPI 51-100	RPI 101-999	RPI 201+				
5- 20	0- 0	0- 0	OVERALL	0- 3	5- 17	5- 15				
3- 4	0- 0	0- 0	HOME	0- 0	3- 4	3- 4				
2- 15	0- 0	0- 0	AWAY	0- 3	2- 12	2- 10				
0- 1	0- 0	0- 0	NEUTRAL	0- 0	0- 1	0- 1				
1- 11	0- 0	0- 0	NON-CONFERENCE	0- 3	1- 8	1- 7				
0- 2	0- 0	0- 0	HOME	0- 0	0- 2	0- 2				
1- 8	0- 0	0- 0	AWAY	0- 3	1- 5	1- 4				
0- 1	0- 0	0- 0	NEUTRAL	0- 0	0- 1	0- 1				
4- 9	0- 0	0- 0	CONFERENCE	0- 0	4- 9	4- 8				
3- 2	0- 0	0- 0	HOME	0- 0	3- 2	3- 2				
1- 7	0- 0	0- 0	AWAY	0- 0	1- 7	1- 6				
0- 0	0- 0	0- 0	NEUTRAL	0- 0	0- 0	0- 0				

RPI 1-25				RPI 26-50				RPI 51-100				RPI 101+ Team's RPI: 342					
RPI	S	Opponent	Score	RPI	S	Opponent	Score	RPI	S	Opponent	Score	RPI	S	Opponent	Score		
								85	A	Al abama	55	91	114	A	Bethune-Cookman	42	44
								87	A	Mi ami (OH)	33	73	201	A	Eastern Mi ch.	61	83
								90	A	Kansas St.	57	81	209	A	Hampton	65	66
												212	A	Norfol k St.	49	70	
												220	A	Xavier	52	70	
												224	N	A&M-Corpus Christi	55	58	
												230	A	Texas Tech	63	82	
												243	A	Omaha	73	78	
												251	H	North Florida	68	77	
												258	A	Morgan St.	56	61	
												258	H	Morgan St.	44	59	
												264	A	Howard	65	76	
												264	H	Howard	74	59	
												268	H	Sacred Heart	68	73	
												275	A	UMES	70	87	
												310	A	Western Caro.	80	63	
												311	A	Coppin St.	56	62	
												315	A	UTRGV	38	51	
												330	H	N. C. Central	84	81	
												331	A	Del aware St.	73	65	
												331	H	Del aware St.	59	54	
												343	H	Savannah St.	47	65	
LAST 12 Division I GAMES:																	
331	A	Del aware St.	73	65	212	A	Norfol k St.	49	70								
258	H	Morgan St.	44	59	209	A	Hampton	65	66								
330	H	N. C. Central	84	81	331	H	Del aware St.	59	54								
275	A	UMES	70	87	114	A	Bethune-Cookman	42	44								
264	A	Howard	65	76	311	A	Coppin St.	56	62								
343	H	Savannah St.	47	65	258	A	Morgan St.	56	61								

Non-Div I Games: Lynn 74 37

Florida A&M

Average RPI	Win:	122	WON-LOST	WINNING	LAST 10	STRENGTH OF	OPP. STRENGTH	TEAM	ADJ.	CONF.	ADJ CONF.
Average RPI	Loss:	15	RECORD	PCT. RANK	GAMES	SCHEDULE	OF SCHEDULE	RPI	RPI	RPI	RPI
DIV. I ONLY		23- 5		20	7- 3	14		31	8	8	1
DIV. I NON-CONF.		12- 1		6	0- 0	30		103	5	5	1

TOTALS	RPI 1-25		RPI 26-50		W-L RECORDS	RPI 51-100		RPI 101-999		RPI 201+	
23- 5	2- 4		3- 1		OVERALL	6- 0		12- 0		3- 0	
12- 1	0- 1		2- 0		HOME	3- 0		7- 0		2- 0	
11- 4	2- 3		1- 1		AWAY	3- 0		5- 0		1- 0	
0- 0	0- 0		0- 0		NEUTRAL	0- 0		0- 0		0- 0	
12- 1	1- 1		2- 0		NON-CONFERENCE	2- 0		7- 0		3- 0	
6- 0	0- 0		1- 0		HOME	1- 0		4- 0		2- 0	
6- 1	1- 1		1- 0		AWAY	1- 0		3- 0		1- 0	
0- 0	0- 0		0- 0		NEUTRAL	0- 0		0- 0		0- 0	
11- 4	1- 3		1- 1		CONFERENCE	4- 0		5- 0		0- 0	
6- 1	0- 1		1- 0		HOME	2- 0		3- 0		0- 0	
5- 3	1- 2		0- 1		AWAY	2- 0		2- 0		0- 0	
0- 0	0- 0		0- 0		NEUTRAL	0- 0		0- 0		0- 0	

RPI	S	Opponent	Score
1	H	Notre Dame	69 100
4	A	Louisville	50 49
11	A	Texas	72 87
12	A	Duke	66 79
18	A	Iowa	94 93
21	A	NC State	56 65

RPI	S	Opponent	Score
30	A	Syracuse	69 76
35	H	Virginia	77 62
48	H	Arizona St.	77 66
49	A	Creighton	92 82

RPI	S	Opponent	Score
51	A	Miami (FL)	91 71
51	H	Miami (FL)	105 67
71	A	James Madison	79 63
74	H	Virginia Tech	107 62
97	A	Wake Forest	81 79
98	H	Jacksonville	82 50

RPI	S	Opponent	Score
115	H	North Carolina	103 65
151	A	Clemson	69 47
151	H	Clemson	91 43
157	H	Samford	87 62
162	A	Florida	84 54
173	A	Pittsburgh	66 59
179	A	Jacksonville St.	75 51
180	H	Stetson	84 39
190	H	Boston College	67 39
227	A	Grambling	96 53
251	H	North Florida	109 51
268	H	Sacred Heart	101 52

LAST 12 Division I GAMES:

190	H	Boston College	67 39	21	A	NC State	56 65
12	A	Duke	66 79	1	H	Notre Dame	69 100
151	H	Clemson	91 43	4	A	Louisville	50 49
51	A	Miami (FL)	91 71	97	A	Wake Forest	81 79
35	H	Virginia	77 62	74	H	Virginia Tech	107 62
173	A	Pittsburgh	66 59	51	H	Miami (FL)	105 67

Non-Div I Games:

Florida St.

Average RPI Win: 182	WON-LOST RECORD	WINNING PCT. RANK	LAST 10 GAMES	STRENGTH OF SCHEDULE	OPP. STRENGTH OF SCHEDULE	TEAM RPI	ADJ. RPI	CONF. RPI	ADJ CONF. RPI
Average RPI Loss: 79									
DIV. I ONLY	21- 7	46	7- 3	131	98	59	59	12	12
DIV. I NON-CONF.	9- 4	82	0- 0	120	64	69	69	10	10

TOTALS	RPI 1-25	RPI 26-50	W-L RECORDS	RPI 51-100	RPI 101-999	RPI 201+			
21- 7	0- 1	1- 2	OVERALL	4- 2	16- 2	9- 0			
13- 2	0- 1	1- 1	HOME	2- 0	10- 0	5- 0			
8- 5	0- 0	0- 1	AWAY	2- 2	6- 2	4- 0			
0- 0	0- 0	0- 0	NEUTRAL	0- 0	0- 0	0- 0			
9- 4	0- 1	1- 0	NON-CONFERENCE	2- 2	6- 1	3- 0			
7- 1	0- 1	1- 0	HOME	1- 0	5- 0	2- 0			
2- 3	0- 0	0- 0	AWAY	1- 2	1- 1	1- 0			
0- 0	0- 0	0- 0	NEUTRAL	0- 0	0- 0	0- 0			
12- 3	0- 0	0- 2	CONFERENCE	2- 0	10- 1	6- 0			
6- 1	0- 0	0- 1	HOME	1- 0	5- 0	3- 0			
6- 2	0- 0	0- 1	AWAY	1- 0	5- 1	3- 0			
0- 0	0- 0	0- 0	NEUTRAL	0- 0	0- 0	0- 0			

RPI	S	Opponent	Score	RPI	S	Opponent	Score	RPI	S	Opponent	Score	RPI	S	Opponent	Score
9	H	UCLA	30 67	31	A	Dayton	54 79	60	A	St. John's (NY)	67 64	101	A	George Mason	67 62
				31	H	Dayton	62 63	68	H	UC Davis	70 62	106	H	Bucknell	71 62
				36	H	Northern Colo.	48 33	73	A	Duquesne	51 43	131	A	Saint Louis	85 91
								79	A	Albany (NY)	52 59	131	H	Saint Louis	66 63
								83	A	Penn St.	60 65	153	H	Hartford	69 44
								88	H	George Washington	61 50	170	A	Davidson	58 45
												170	H	Davidson	66 58
												173	H	Pittsburgh	58 55
												190	A	Boston College	52 55
												213	A	Richmond	43 38
												242	H	La Salle	66 45
												248	A	Manhattan	54 48
												250	H	St. Bonaventure	72 48
												270	A	Massachusetts	62 51
												283	A	VCU	64 54
												321	H	UMBC	55 46
												329	H	Rhode Island	76 64
												335	H	Iona	78 48

Team's RPI: 59															
LAST 12 Division I GAMES:															
73	A	Duquesne	51 43	101	A	George Mason	67 62	250	H	St. Bonaventure	72 48	213	A	Richmond	43 38
31	A	Dayton	54 79	250	H	St. Bonaventure	72 48	31	H	Dayton	62 63	283	A	VCU	64 54
242	H	La Salle	66 45	213	A	Richmond	43 38	170	H	Davidson	66 58				
170	A	Davidson	58 45												
329	H	Rhode Island	76 64												
131	A	Saint Louis	85 91												

Non-Div I Games:

Fordham

Average RPI Win: 297

Average RPI Loss: 169

WON-LOST
RECORDWINNING
PCT. RANKLAST 10
GAMESSTRENGTH OF
SCHEDULEOPP. STRENGTH
OF SCHEDULETEAM
RPIADJ.
RPICONF.
RPIADJ CONF.
RPIDIV. I ONLY
DIV. I NON-CONF.3- 20
2- 8330
2901- 9
0- 0202
295226
309328
334328
33413
1613
16

TOTALS

RPI 1-25

RPI 26-50

W-L RECORDS

RPI 51-100

RPI 101-999

RPI 201+

3- 20

0- 0

0- 2

OVERALL

0- 3

3- 15

3- 8

3- 7

0- 0

0- 0

HOME

0- 1

3- 6

3- 2

0- 13

0- 0

0- 2

AWAY

0- 2

0- 9

0- 6

0- 0

0- 0

0- 0

NEUTRAL

0- 0

0- 0

0- 0

2- 8

0- 0

0- 1

NON-CONFERENCE

0- 1

2- 6

2- 5

2- 2

0- 0

0- 0

HOME

0- 0

2- 2

2- 1

0- 6

0- 0

0- 1

AWAY

0- 1

0- 4

0- 4

0- 0

0- 0

0- 0

NEUTRAL

0- 0

0- 0

0- 0

1- 12

0- 0

0- 1

CONFERENCE

0- 2

1- 9

1- 3

1- 5

0- 0

0- 0

HOME

0- 1

1- 4

1- 1

0- 7

0- 0

0- 1

AWAY

0- 1

0- 5

0- 2

0- 0

0- 0

0- 0

NEUTRAL

0- 0

0- 0

0- 0

RPI 1-25

RPI 26-50

RPI 51-100

RPI 101+

Team's RPI: 328

RPI S Opponent Score

RPI S Opponent Score

RPI S Opponent Score

RPI S Opponent Score

32 A South Dakota St. 49 105
38 A Michigan 45 7756 A South Dakota 43 85
56 H South Dakota 60 79
65 A Belmont 42 74104 H Milwaukee 48 60
111 A Western Ill. 44 91
111 H Western Ill. 64 100
167 A Denver 65 86
167 H Denver 55 73
178 A Oral Roberts 45 66
178 H Oral Roberts 48 73
220 A Xavier 50 62
221 A Illinois 50 64
243 A Omaha 61 77
243 H Omaha 76 65
249 A Coastal Caro. 58 67
279 A North Dakota St. 56 72
279 H North Dakota St. 52 66
300 A Valparaiso 50 68
302 H Loyola Chicago 79 70
325 H Ill. -Chicago 51 67
347 H Eastern Ill. 93 77

LAST 12 Division I GAMES:

279 H North Dakota St. 52 66
243 A Omaha 61 77
56 H South Dakota 60 79
167 A Denver 65 86
178 A Oral Roberts 45 66
32 A South Dakota St. 49 105279 A North Dakota St. 56 72
111 A Western Ill. 44 91
56 A South Dakota 43 85
243 H Omaha 76 65
167 H Denver 55 73
178 H Oral Roberts 48 73

Non-Div I Games:

Quincy

73 72

Maryville (MO)

70

76

Findlay

55

75

Fort Wayne

Loss, Non-Conf, S Site, H Home A Away N Neutral

Average RPI Win: 202

Average RPI Loss: 162

WON-LOST
RECORDWINNING
PCT. RANKLAST 10
GAMESSTRENGTH OF
SCHEDULEOPP. STRENGTH
OF SCHEDULETEAM
RPIADJ.
RPICONF.
RPIADJ CONF.
RPI

DIV. I ONLY	16- 11	120	8- 2	199	155	136	136	16	16
DIV. I NON-CONF.	5- 6	187	0- 0	144	250	195	195	15	15

TOTALS	RPI 1-25	RPI 26-50	W-L RECORDS	RPI 51-100	RPI 101-999	RPI 201+			
16- 11	0- 0	0- 1	OVERALL	2- 2	14- 8	8- 4			
11- 3	0- 0	0- 1	HOME	1- 1	10- 1	6- 1			
5- 8	0- 0	0- 0	AWAY	1- 1	4- 7	2- 3			
0- 0	0- 0	0- 0	NEUTRAL	0- 0	0- 0	0- 0			
5- 6	0- 0	0- 1	NON-CONFERENCE	0- 0	5- 5	1- 2			
4- 2	0- 0	0- 1	HOME	0- 0	4- 1	1- 1			
1- 4	0- 0	0- 0	AWAY	0- 0	1- 4	0- 1			
0- 0	0- 0	0- 0	NEUTRAL	0- 0	0- 0	0- 0			
11- 5	0- 0	0- 0	CONFERENCE	2- 2	9- 3	7- 2			
7- 1	0- 0	0- 0	HOME	1- 1	6- 0	5- 0			
4- 4	0- 0	0- 0	AWAY	1- 1	3- 3	2- 2			
0- 0	0- 0	0- 0	NEUTRAL	0- 0	0- 0	0- 0			

RPI 1-25	RPI 26-50	RPI 51-100	RPI 101+	Team's RPI: 136
RPI S Opponent Score	RPI S Opponent Score	RPI S Opponent Score	RPI S Opponent Score	
	48 H Arizona St. 49 81	66 H Wyoming 60 47	124 A Colorado St. 75 64	
		84 A UNLV 74 72	124 H Colorado St. 56 45	
		84 H UNLV 58 73	135 A Texas St. 59 76	
		93 A New Mexico 75 88	144 A San Francisco 62 70	
			146 A Boise St. 66 75	
			154 H Eastern Wash. 81 56	
			165 A UT Arlington 54 67	
			171 H Weber St. 81 78	
			183 H Pacific 81 70	
			196 A UC Santa Barbara 64 57	
			217 A CSUN 72 85	
			219 A Nevada 73 90	
			219 H Nevada 68 55	
			238 H UC Riverside 56 68	
			244 H Montana 61 58	
			245 H San Jose St. 81 71	
			265 A San Diego St. 66 60	
			265 H San Diego St. 64 53	
			297 A Air Force 64 58	
			297 H Air Force 64 48	
			298 A Utah St. 52 60	
			298 H Utah St. 57 56	
LAST 12 Division I GAMES:				
84 H UNLV 58 73	297 H Air Force 64 48			
124 A Colorado St. 75 64	298 A Utah St. 52 60			
245 H San Jose St. 81 71	84 A UNLV 74 72			
265 A San Diego St. 66 60	265 H San Diego St. 64 53			
66 H Wyoming 60 47	93 A New Mexico 75 88			
219 H Nevada 68 55	146 A Boise St. 66 75			

Non-Div I Games:

Fresno St.

■ Loss,
 ■ Non-Conf, S Site,
 ■ Home
 ■ Away
 N Neutral

Average RPI Win: 215
Average RPI Loss: 157

WON-LOST
RECORD

WINNING
PCT. RANK

LAST 10
GAMES

STRENGTH OF
SCHEDULE

OPP. STRENGTH
OF SCHEDULE

TEAM
RPI

ADJ.
RPI

CONF.
RPI

ADJ CONF.
RPI

DIV. I ONLY	13- 12	163	4- 5	235	151	174	174	17	17
DIV. I NON-CONF.	7- 5	132	0- 0	287	171	160	160	17	17
<hr/>									
TOTALS	RPI 1-25	RPI 26-50	W-L RECORDS	RPI 51-100	RPI 101-999	RPI 201+			
13- 12	0- 1	0- 0	OVERALL	1- 2	12- 9	8- 5			
8- 2	0- 0	0- 0	HOME	0- 1	8- 1	5- 0			
4- 9	0- 0	0- 0	AWAY	0- 0	4- 3	3- 2			
1- 1	0- 0	0- 0	NEUTRAL	1- 0	0- 1	0- 1			
7- 5	0- 1	0- 0	NON-CONFERENCE	1- 0	6- 4	5- 3			
4- 0	0- 0	0- 0	HOME	0- 0	4- 0	3- 0			
2- 4	0- 1	0- 0	AWAY	0- 0	2- 3	2- 2			
1- 1	0- 0	0- 0	NEUTRAL	1- 0	0- 1	0- 1			
6- 7	0- 0	0- 0	CONFERENCE	0- 2	6- 5	3- 2			
4- 2	0- 0	0- 0	HOME	0- 1	4- 1	2- 0			
2- 5	0- 0	0- 0	AWAY	0- 1	2- 4	1- 2			
0- 0	0- 0	0- 0	NEUTRAL	0- 0	0- 0	0- 0			

RPI 1-25				RPI 26-50				RPI 51-100				RPI 101+				Team's RPI: 174
RPI	S	Opponent	Score	RPI	S	Opponent	Score	RPI	S	Opponent	Score	RPI	S	Opponent	Score	
25	A	Georgia	44 79					58	A	Mercer	53 65	108	A	Chattanooga	50 45	
								58	H	Mercer	64 86	108	H	Chattanooga	58 57	
								86	N	Ohio	70 68	115	A	North Carolina	56 84	
												121	A	ETSU	46 56	
												121	H	ETSU	57 69	
												157	A	Samford	58 62	
												157	H	Samford	45 41	
												170	H	Davidsen	65 62	
												218	A	UNC Asheville	71 63	
												220	N	Xavier	62 75	
												223	A	UNCG	74 76	
												223	H	UNCG	55 54	
												231	A	Gardner-Webb	57 71	
												254	A	Presbyterian	75 76	
												255	H	UNCW	76 71	
												266	H	Col. of Charleston	72 58	
												292	A	USC Upstate	80 59	
												293	H	Kennesaw St.	78 59	
												301	A	Wofford	48 79	
												310	A	Western Caro.	68 59	
												310	H	Western Caro.	66 46	
<hr/>																
LAST 12 Division I GAMES:																
121	A	ETSU	46 56	301	A	Wofford	48 79									
108	A	Chattanooga	50 45	108	H	Chattanooga	58 57									
310	H	Western Caro.	66 46	121	H	ETSU	57 69									
223	H	UNCG	55 54	223	A	UNCG	74 76									
157	A	Samford	58 62	310	A	Western Caro.	68 59									
58	A	Mercer	53 65	58	H	Mercer	64 86									

Non-Div I Games:

Pfeiffer

102 51

Bob Jones

93 46

Converse

80 41

Furman

Loss, Non-Conf, S Site, H Home A Away N Neutral

Average RPI Win:	274	WON-LOST	WINNING	LAST 10	STRENGTH OF	OPP. STRENGTH	TEAM	ADJ.	CONF.	ADJ CONF.
Average RPI Loss:	182	RECORD	PCT. RANK	GAMES	SCHEDULE	OF SCHEDULE	RPI	RPI	RPI	RPI
DIV. I ONLY	3- 21	331	2- 8	195	282	327	327	22	22	
DIV. I NON-CONF.	1- 8	313	0- 0	140	328	293	293	23	23	

TOTALS	RPI 1-25	RPI 26-50	W-L RECORDS	RPI 51-100	RPI 101-999	RPI 201+				
3- 21	0- 0	0- 0	OVERALL	0- 4	3- 17	2- 7				
2- 10	0- 0	0- 0	HOME	0- 2	2- 8	1- 3				
1- 11	0- 0	0- 0	AWAY	0- 2	1- 9	1- 4				
0- 0	0- 0	0- 0	NEUTRAL	0- 0	0- 0	0- 0				
1- 8	0- 0	0- 0	NON-CONFERENCE	0- 4	1- 4	1- 3				
0- 5	0- 0	0- 0	HOME	0- 2	0- 3	0- 2				
1- 3	0- 0	0- 0	AWAY	0- 2	1- 1	1- 1				
0- 0	0- 0	0- 0	NEUTRAL	0- 0	0- 0	0- 0				
2- 13	0- 0	0- 0	CONFERENCE	0- 0	2- 13	1- 4				
2- 5	0- 0	0- 0	HOME	0- 0	2- 5	1- 1				
0- 8	0- 0	0- 0	AWAY	0- 0	0- 8	0- 3				
0- 0	0- 0	0- 0	NEUTRAL	0- 0	0- 0	0- 0				

RPI 1-25				RPI 26-50				RPI 51-100				RPI 101+				Team's RPI: 327
RPI	S	Opponent	Score	RPI	S	Opponent	Score	RPI	S	Opponent	Score	RPI	S	Opponent	Score	
								53	A	UCF	38 62	102	A	Little Rock	52 92	
								58	A	Mercer	45 72	102	H	Little Rock	34 64	
								80	H	IUPUI	52 72	135	H	Texas St.	56 81	
								85	H	Alabama	36 84	150	A	South Ala.	52 79	
												160	A	Troy	47 88	
												165	A	UT Arlington	49 70	
												165	H	UT Arlington	73 68	
												175	H	Louisiana	48 58	
												182	H	Stony Brook	49 68	
												200	A	Arkansas St.	48 69	
												200	H	Arkansas St.	62 71	
												207	A	N.C. A&T	49 60	
												249	A	Coastal Caro.	51 54	
												272	A	Appalachian St.	56 87	
												293	H	Kennesaw St.	58 60	
												309	A	Georgia St.	56 71	
												309	H	Georgia St.	58 66	
												319	A	South Carolina St.	61 58	
												337	H	La.-Monroe	75 45	
												343	H	Savannah St.	67 71	

LAST 12 Division I GAMES:																
				165	A	UT Arlington	49 70			165	H	UT Arlington	73 68			
				309	H	Georgia St.	58 66			135	H	Texas St.	56 81			
				175	H	Louisiana	48 58			309	A	Georgia St.	56 71			
				337	H	La.-Monroe	75 45			272	A	Appalachian St.	56 87			
				200	A	Arkansas St.	48 69			249	A	Coastal Caro.	51 54			
				102	A	Little Rock	52 92			102	H	Little Rock	34 64			

Non-Div I Games: Coastal Ga. 68 63 Thomas (GA) 79 51

Ga. Southern

■ Loss,
 ■ Non-Conf, S Site,
 ■ Home
 ■ Away
 N Neutral

Average RPI Win:	276	WON-LOST	WINNING	LAST 10	STRENGTH OF	OPP. STRENGTH	TEAM	ADJ.	CONF.	ADJ CONF.
Average RPI Loss:	166	RECORD	PCT. RANK	GAMES	SCHEDULE	OF SCHEDULE	RPI	RPI	RPI	RPI
DIV. I ONLY	14- 10	125	5- 5	333	293	231	231	27	27	
DIV. I NON-CONF.	7- 2	51	0- 0	297	221	127	127	28	28	
<hr/>										
TOTALS	RPI 1-25	RPI 26-50	W-L RECORDS	RPI 51-100	RPI 101-999	RPI 201+				
14- 10	0- 0	0- 0	OVERALL	0- 4	14- 6	10- 4				
8- 5	0- 0	0- 0	HOME	0- 2	8- 3	6- 3				
6- 5	0- 0	0- 0	AWAY	0- 0	6- 3	4- 1				
0- 0	0- 0	0- 0	NEUTRAL	0- 0	0- 0	0- 0				
7- 2	0- 0	0- 0	NON-CONFERENCE	0- 2	7- 0	4- 0				
4- 1	0- 0	0- 0	HOME	0- 1	4- 0	3- 0				
3- 1	0- 0	0- 0	AWAY	0- 1	3- 0	1- 0				
0- 0	0- 0	0- 0	NEUTRAL	0- 0	0- 0	0- 0				
7- 8	0- 0	0- 0	CONFERENCE	0- 2	7- 6	6- 4				
4- 4	0- 0	0- 0	HOME	0- 1	4- 3	3- 3				
3- 4	0- 0	0- 0	AWAY	0- 1	3- 3	3- 1				
0- 0	0- 0	0- 0	NEUTRAL	0- 0	0- 0	0- 0				

RPI 1-25				RPI 26-50				RPI 51-100				RPI 101+				Team's RPI: 231
RPI	S	Opponent	Score	RPI	S	Opponent	Score	RPI	S	Opponent	Score	RPI	S	Opponent	Score	
								53	H	UCF	30 65	152	A	Radford	46 66	
								89	A	Liberty	41 59	152	H	Radford	69 53	
								89	H	Liberty	60 85	170	A	Davi dson	70 65	
								92	A	Kentucky	34 72	174	H	Furman	71 57	
												184	A	Morehead St.	68 60	
												194	A	High Point	80 83	
												218	H	UNC Asheville	60 61	
												254	A	Presbyteri an	69 72	
												254	H	Presbyteri an	50 60	
												263	H	Campbel l	44 73	
												288	A	Mt. St. Mary's	75 67	
												292	H	USC Upstate	60 39	
												301	H	Wofford	73 55	
												310	H	Western Caro.	70 67	
												313	A	Charleston So.	75 59	
												313	H	Charleston So.	68 52	
												340	A	Winthrop	66 59	
												340	H	Winthrop	68 55	
												346	A	Longwood	61 54	
												346	H	Longwood	52 41	
<hr/>																
LAST 12 Division I GAMES:																
				254	H	Presbyteri an	50 60	218	H	UNC Asheville	60 61					
				313	A	Charleston So.	75 59	340	A	Winthrop	66 59					
				346	H	Longwood	52 41	263	H	Campbel l	44 73					
				340	H	Winthrop	68 55	313	H	Charleston So.	68 52					
				89	A	Liberty	41 59	254	A	Presbyteri an	69 72					
				152	A	Radford	46 66	89	H	Liberty	60 85					

Non-Div I Games: Montreat 83 26 Pfeiffer 72 53 Converse 82 59

Gardner-Webb

Average RPI Win:	237	WON-LOST	WINNING	LAST 10	STRENGTH OF	OPP. STRENGTH	TEAM	ADJ.	CONF.	ADJ CONF.
Average RPI Loss:	72	RECORD	PCT. RANK	GAMES	SCHEDULE	OF SCHEDULE	RPI	RPI	RPI	RPI
DIV. I ONLY	21- 8	54	6- 4	246	159	101	101	12	12	
DIV. I NON-CONF.	11- 3	45	0- 0	271	253	91	91	10	10	
<hr/>										
TOTALS	RPI 1-25	RPI 26-50	W-L RECORDS	RPI 51-100	RPI 101-999	RPI 201+				
21- 8	0- 0	0- 2	OVERALL	2- 5	19- 1	16- 0				
14- 2	0- 0	0- 0	HOME	1- 2	13- 0	11- 0				
6- 6	0- 0	0- 0	AWAY	0- 1	6- 1	5- 0				
1- 0	0- 0	0- 0	NEUTRAL	1- 0	0- 0	0- 0				
11- 3	0- 0	0- 1	NON-CONFERENCE	2- 1	9- 1	9- 0				
9- 0	0- 0	0- 0	HOME	1- 0	8- 0	8- 0				
1- 3	0- 0	0- 1	AWAY	0- 1	1- 1	1- 0				
1- 0	0- 0	0- 0	NEUTRAL	1- 0	0- 0	0- 0				
10- 5	0- 0	0- 1	CONFERENCE	0- 4	10- 0	7- 0				
5- 2	0- 0	0- 0	HOME	0- 2	5- 0	3- 0				
5- 3	0- 0	0- 1	AWAY	0- 2	5- 0	4- 0				
0- 0	0- 0	0- 0	NEUTRAL	0- 0	0- 0	0- 0				

RPI	S	Opponent	Score	RPI	S	Opponent	Score	RPI	S	Opponent	Score	RPI	S	Opponent	Score	Team's RPI: 101
31	A	Dayton	66 71	55	A	Houston	73 82	131	H	Saint Louis	81 72					
38	A	Michigan	61 75	57	H	American	71 53	145	A	Colorado	61 76					
				59	H	Fordham	62 67	164	A	Saint Joseph's	65 57					
				73	A	Duquesne	64 71	170	H	Davidson	74 61					
				78	N	Drake	87 75	213	H	Richmond	77 56					
				88	A	George Washington	52 62	215	H	Southeast Mo. St.	57 38					
				88	H	George Washington	61 65	242	A	La Salle	69 56					
								247	A	Loyola Maryland	80 72					
								250	A	St. Bonaventure	76 63					
								250	H	St. Bonaventure	78 63					
								252	H	Illinois St.	56 37					
								270	H	Massachusetts	71 60					
								275	H	UMES	82 68					
								281	H	Old Dominion	66 53					
								283	A	VCU	65 42					
								286	H	LIU Brooklyn	73 70					
								314	H	Eastern Ky.	64 41					
								321	H	UMBC	58 38					
								329	A	Rhode Island	92 53					
								346	H	Longwood	60 41					
<hr/>																
LAST 12 Division I GAMES:																
31	A	Dayton	66 71	250	A	St. Bonaventure	76 63									
250	H	St. Bonaventure	78 63	59	H	Fordham	62 67									
283	A	VCU	65 42	131	H	Saint Louis	81 72									
270	H	Massachusetts	71 60	73	A	Duquesne	64 71									
88	H	George Washington	61 65	213	H	Richmond	77 56									
164	A	Saint Joseph's	65 57	329	A	Rhode Island	92 53									

Non-Div I Games:

George Mason

■ Loss,
 ■ Non-Conf,
 ■ S Site,
 ■ Home
 ■ Away
 N Neutral

Average RPI Win:	198	WON-LOST	WINNING	LAST 10	STRENGTH OF	OPP. STRENGTH	TEAM	ADJ.	CONF.	ADJ CONF.
Average RPI Loss:	55	RECORD	PCT. RANK	GAMES	SCHEDULE	OF SCHEDULE	RPI	RPI	RPI	RPI
DIV. I ONLY	15- 12	144	7- 3	41	102	88	88	12	12	
DIV. I NON-CONF.	5- 7	212	0- 0	18	42	109	109	10	10	

TOTALS	RPI 1-25	RPI 26-50	W-L RECORDS	RPI 51-100	RPI 101-999	RPI 201+				
15- 12	0- 2	0- 5	OVERALL	1- 3	14- 2	7- 0				
7- 7	0- 1	0- 3	HOME	1- 1	6- 2	3- 0				
8- 5	0- 0	0- 0	AWAY	0- 0	8- 0	4- 0				
0- 0	0- 0	0- 0	NEUTRAL	0- 0	0- 0	0- 0				
5- 7	0- 2	0- 3	NON-CONFERENCE	1- 1	4- 1	2- 0				
3- 4	0- 1	0- 2	HOME	1- 0	2- 1	0- 0				
2- 3	0- 1	0- 1	AWAY	0- 1	2- 0	2- 0				
0- 0	0- 0	0- 0	NEUTRAL	0- 0	0- 0	0- 0				
10- 5	0- 0	0- 2	CONFERENCE	0- 2	10- 1	5- 0				
4- 3	0- 0	0- 1	HOME	0- 1	4- 1	3- 0				
6- 2	0- 0	0- 1	AWAY	0- 1	6- 0	2- 0				
0- 0	0- 0	0- 0	NEUTRAL	0- 0	0- 0	0- 0				

RPI 1-25				RPI 26-50				RPI 51-100				Team's RPI : 88				RPI 101+			
RPI	S	Opponent	Score	RPI	S	Opponent	Score	RPI	S	Opponent	Score	RPI	S	Opponent	Score	RPI	S	Opponent	Score
19	H	South Fla.	78 83	30	H	Syracuse	62 74	57	H	American	61 44	101	A	George Mason	65 61				
22	A	Maryland	54 80	31	A	Dayton	55 66	58	A	Mercer	44 61	101	H	George Mason	62 52				
				31	H	Dayton	53 57	59	A	Fordham	50 61	113	H	Georgetown	65 54				
				32	H	South Dakota St.	88 97	73	H	Duquesne	53 54	131	A	Saint Louis	71 58				
				34	A	Princeton	52 72					131	H	Saint Louis	69 72				
												134	H	Vanderbilt	59 69				
												164	A	Saint Joseph's	49 46				
												170	A	Davidson	53 48				
												189	H	Wisconsin	61 46				
												242	H	La Salle	60 45				
												250	A	St. Bonaventure	63 56				
												270	H	Massachusetts	55 49				
												274	A	Towson	66 43				
												283	A	VCU	61 39				
												299	A	Monmouth	59 45				
												329	H	Rhode Island	65 52				

LAST 12 Division I GAMES:																			
				164	A	Saint Joseph's	49 46	242	H	La Salle	60 45								
				131	A	Saint Louis	71 58	131	H	Saint Louis	69 72								
				270	H	Massachusetts	55 49	329	H	Rhode Island	65 52								
				31	H	Dayton	53 57	31	A	Dayton	55 66								
				101	A	George Mason	65 61	170	A	Davidson	53 48								
				250	A	St. Bonaventure	63 56	73	H	Duquesne	53 54								

Non-Div I Games:

George Washington

Loss,
Non-Conf,
Site,
Home
Away
Neutral

Average RPI Win: 148

Average RPI Loss: 13

WON-LOST
RECORDWINNING
PCT. RANKLAST 10
GAMESSTRENGTH OF
SCHEDULEOPP. STRENGTH
OF SCHEDULETEAM
RPIADJ.
RPICONF.
RPIADJ CONF.
RPIDIV. I ONLY
DIV. I NON-CONF.23- 5
12- 120
67- 3
0- 074
12146
15725
3325
332
22
2

TOTALS

RPI 1-25

RPI 26-50

W-L RECORDS

RPI 51-100

RPI 101-999

RPI 201+

23- 5

2- 4

1- 1

OVERALL

6- 0

14- 0

6- 0

13- 3

1- 3

0- 0

HOME

3- 0

9- 0

5- 0

10- 2

1- 1

1- 1

AWAY

3- 0

5- 0

1- 0

0- 0

0- 0

0- 0

NEUTRAL

0- 0

0- 0

0- 0

12- 1

0- 1

1- 0

NON-CONFERENCE

3- 0

8- 0

6- 0

8- 1

0- 1

0- 0

HOME

2- 0

6- 0

5- 0

4- 0

0- 0

1- 0

AWAY

1- 0

2- 0

1- 0

0- 0

0- 0

0- 0

NEUTRAL

0- 0

0- 0

0- 0

11- 4

2- 3

0- 1

CONFERENCE

3- 0

6- 0

0- 0

5- 2

1- 2

0- 0

HOME

1- 0

3- 0

0- 0

6- 2

1- 1

0- 1

AWAY

2- 0

3- 0

0- 0

0- 0

0- 0

0- 0

NEUTRAL

0- 0

0- 0

0- 0

RPI 1-25

Team's RPI: 25

RPI 26-50

RPI 51-100

RPI 101+

RPI	S	Opponent	Score
3	H	Mississippi St.	62 86
10	A	Tennessee	46 62
11	H	Texas	53 81
13	H	South Carolina	65 77
17	H	Missouri	62 50
20	A	Texas A&M	92 84

RPI	S	Opponent	Score
29	A	LSU	60 71
35	A	Virginia	64 61

RPI	S	Opponent	Score
58	A	Mercer	72 54
62	H	Georgia Tech	60 53
85	A	Alabama	49 43
92	A	Kentucky	56 42
96	H	Wright St.	87 71
100	H	Auburn	60 48

RPI	S	Opponent	Score
123	H	Arkansas	78 65
134	A	Vanderbilt	81 52
134	H	Vanderbilt	67 55
148	A	BYU	79 63
155	A	Ole Miss	66 52
155	H	Ole Miss	69 45
162	A	Florida	66 57
174	H	Furman	79 44
207	A	N. C. A&T	73 63
251	H	North Florida	75 37
264	H	Howard	87 47
301	H	Wofford	95 56
310	H	Western Caro.	76 50
312	H	Tennessee Tech	56 48

LAST 12 Division I GAMES:

85	A	Alabama	49 43	29	A	LSU	60 71
155	A	Ole Miss	66 52	162	A	Florida	66 57
13	H	South Carolina	65 77	17	H	Missouri	62 50
10	A	Tennessee	46 62	100	H	Auburn	60 48
134	H	Vanderbilt	67 55	20	A	Texas A&M	92 84
155	H	Ole Miss	69 45	123	H	Arkansas	78 65

Non-Div I Games:

Georgia

Loss,
 Non-Conf, S Site,
 H Home
A Away
 N Neutral

Average RPI Win: 291	WON-LOST RECORD	WINNING PCT. RANK	LAST 10 GAMES	STRENGTH OF SCHEDULE	OPP. STRENGTH OF SCHEDULE	TEAM RPI	ADJ. RPI	CONF. RPI	ADJ CONF. RPI
Average RPI Loss: 162									
DIV. I ONLY	5- 19	314	3- 7	204	210	309	309	22	22
DIV. I NON-CONF.	2- 7	286	0- 0	169	98	274	274	23	23

TOTALS	RPI 1-25	RPI 26-50	W-L RECORDS	RPI 51-100	RPI 101-999	RPI 201+			
5- 19	0- 1	0- 1	OVERALL	0- 1	5- 16	4- 5			
4- 7	0- 0	0- 1	HOME	0- 0	4- 6	3- 1			
1- 12	0- 0	0- 0	AWAY	0- 0	1- 1	1- 0			
0- 0	0- 0	0- 0	NEUTRAL	0- 0	0- 0	0- 0			
2- 7	0- 1	0- 1	NON-CONFERENCE	0- 1	2- 4	1- 3			
2- 2	0- 0	0- 1	HOME	0- 0	2- 1	1- 1			
0- 5	0- 1	0- 0	AWAY	0- 1	0- 3	0- 2			
0- 0	0- 0	0- 0	NEUTRAL	0- 0	0- 0	0- 0			
3- 12	0- 0	0- 0	CONFERENCE	0- 0	3- 12	3- 2			
2- 5	0- 0	0- 0	HOME	0- 0	2- 5	2- 0			
1- 7	0- 0	0- 0	AWAY	0- 0	1- 7	1- 2			
0- 0	0- 0	0- 0	NEUTRAL	0- 0	0- 0	0- 0			

RPI 1-25				RPI 26-50				RPI 51-100				RPI 101+ Team's RPI: 309			
RPI	S	Opponent	Score	RPI	S	Opponent	Score	RPI	S	Opponent	Score	RPI	S	Opponent	Score
3	A	Mississippi St.	50 106	42	H	Western Ky.	63 74	62	A	Georgia Tech	51 75	102	A	Little Rock	47 54
												102	H	Little Rock	50 65
												135	A	Texas St.	40 62
												135	H	Texas St.	63 83
												150	A	South Ala.	52 88
												160	A	Troy	86 90
												162	A	Florida	66 82
												165	H	UT Arlington	76 81
												175	H	Louisiana	60 75
												179	H	Jacksonville St.	55 41
												200	A	Arkansas St.	63 76
												200	H	Arkansas St.	58 75
												225	H	Fla. Atlantic	50 82
												249	A	Coastal Caro.	49 64
												255	A	UNCW	62 74
												272	A	Appalachian St.	62 77
												283	H	VCU	61 56
												293	A	Kennesaw St.	61 71
												327	A	Ga. Southern	66 58
												327	H	Ga. Southern	71 56
												337	H	La.-Monroe	70 57

LAST 12 Division I GAMES:															
135	A	Texas St.	40 62	135	H	Texas St.	63 83								
327	A	Ga. Southern	66 58	165	H	UT Arlington	76 81								
337	H	La.-Monroe	70 57	327	H	Ga. Southern	71 56								
175	H	Louisiana	60 75	249	A	Coastal Caro.	49 64								
102	A	Little Rock	47 54	272	A	Appalachian St.	62 77								
200	A	Arkansas St.	63 76	200	H	Arkansas St.	58 75								

Non-Div I Games: Allen 101 56 North Greenville 91 89

Georgia St.

Average RPI Win: 183

Average RPI Loss: 74

WON-LOST
RECORDWINNING
PCT. RANKLAST 10
GAMESSTRENGTH OF
SCHEDULEOPP. STRENGTH
OF SCHEDULETEAM
RPIADJ.
RPICONF.
RPIADJ CONF.
RPIDIV. I ONLY
DIV. I NON-CONF.23- 5
7- 420
1029- 1
0- 0105
27132
10843
5743
5714
1214
12

TOTALS

RPI 1-25

RPI 26-50

W-L RECORDS

RPI 51-100

RPI 101-999

RPI 201+

23- 5

0- 1

0- 0

OVERALL

1- 3

22- 1

7- 0

11- 2

0- 0

0- 0

HOME

0- 2

11- 0

3- 0

11- 1

0- 0

0- 0

AWAY

1- 0

10- 1

4- 0

1- 2

0- 1

0- 0

NEUTRAL

0- 1

1- 0

0- 0

7- 4

0- 1

0- 0

NON-CONFERENCE

0- 2

7- 1

1- 0

4- 1

0- 0

0- 0

HOME

0- 1

4- 0

0- 0

2- 1

0- 0

0- 0

AWAY

0- 0

2- 1

1- 0

1- 2

0- 1

0- 0

NEUTRAL

0- 1

1- 0

0- 0

16- 1

0- 0

0- 0

CONFERENCE

1- 1

15- 0

6- 0

7- 1

0- 0

0- 0

HOME

0- 1

7- 0

3- 0

9- 0

0- 0

0- 0

AWAY

1- 0

8- 0

3- 0

0- 0

0- 0

0- 0

NEUTRAL

0- 0

0- 0

0- 0

RPI 1-25

RPI 26-50

Team's RPI: 43

RPI 51-100

RPI 101+

RPI	S	Opponent	Score
23	N	DePaul	71 88

RPI	S	Opponent	Score
-----	---	----------	-------

RPI	S	Opponent	Score
65	N	Belmont	63 71
76	A	Saint Mary's (CA)	73 65
76	H	Saint Mary's (CA)	56 72
84	H	UNLV	50 52

RPI	S	Opponent	Score
103	A	Washington St.	64 56
111	H	Western Ill.	80 65
122	H	Saint Francis (PA)	97 74
124	A	Colorado St.	49 65
133	H	Portland St.	91 52
142	A	Loyola Marymount	75 69
142	H	Loyola Marymount	77 67
144	A	San Francisco	81 57
144	H	San Francisco	74 47
148	A	BYU	84 70
154	H	Eastern Wash.	69 45
156	N	Kent St.	77 57
176	A	San Diego	63 44
176	H	San Diego	58 54
183	A	Pacific	99 72
183	H	Pacific	90 66
234	A	Pepperdine	67 48
234	H	Pepperdine	73 51
244	A	Montana	70 55
284	A	Santa Clara	63 51
284	H	Santa Clara	71 44
317	A	Portland	70 56
317	H	Portland	75 36

LAST 12 Division I GAMES:

176	H	San Diego	58 54
234	A	Pepperdine	67 48
142	A	Loyola Marymount	75 69
76	H	Saint Mary's (CA)	56 72
183	H	Pacific	90 66
148	A	BYU	84 70

176	A	San Diego	63 44
144	A	San Francisco	81 57
317	H	Portland	75 36
284	H	Santa Clara	71 44
76	A	Saint Mary's (CA)	73 65
144	H	San Francisco	74 47

Average RPI	Win:	293	WON-LOST	WINNING	LAST 10	STRENGTH OF	OPP. STRENGTH	TEAM	ADJ.	CONF.	ADJ CONF.
Average RPI	Loss:	175	RECORD	PCT. RANK	GAMES	SCHEDULE	OF SCHEDULE	RPI	RPI	RPI	RPI
DIV. I ONLY		13- 12	163	7- 3	324	316	227	227	32	32	
DIV. I NON-CONF.		3- 8	268	0- 0	291	75	278	278	32	32	

TOTALS	RPI 1-25		RPI 26-50		W-L RECORDS		RPI 51-100		RPI 101-999		RPI 201+
13- 12	0- 1		0- 0		OVERALL		0- 1		13- 10		12- 5
8- 2	0- 1		0- 0		HOME		0- 0		8- 1		7- 1
5- 9	0- 0		0- 0		AWAY		0- 0		5- 1		5- 1
0- 1	0- 0		0- 0		NEUTRAL		0- 0		0- 1		0- 0
3- 8	0- 1		0- 0		NON-CONFERENCE		0- 1		3- 6		3- 2
2- 1	0- 1		0- 0		HOME		0- 0		2- 0		2- 0
1- 6	0- 0		0- 0		AWAY		0- 1		1- 5		1- 2
0- 1	0- 0		0- 0		NEUTRAL		0- 0		0- 1		0- 0
10- 4	0- 0		0- 0		CONFERENCE		0- 0		10- 4		9- 3
6- 1	0- 0		0- 0		HOME		0- 0		6- 1		5- 1
4- 3	0- 0		0- 0		AWAY		0- 0		4- 3		4- 2
0- 0	0- 0		0- 0		NEUTRAL		0- 0		0- 0		0- 0

RPI	S	Opponent	Score	RPI	S	Opponent	Score	RPI	S	Opponent	Score	RPI	S	Opponent	Score	Team's RPI: 227
8	H	Florida St.	53 96					85	A	Alabama	49 73	115	N	North Carolina	63 79	
												123	A	Arkansas	62 79	
												166	A	Louisiana Tech	53 64	
												186	A	Southern U.	44 63	
												186	H	Southern U.	79 71	
												200	A	Arkansas St.	56 76	
												203	A	Memphis	48 57	
												220	A	Xavier	67 72	
												241	A	Texas Southern	56 66	
												241	H	Texas Southern	63 73	
												257	A	Prairie View	75 68	
												257	H	Prairie View	81 79	
												280	A	McNeese	75 60	
												291	H	Southeastern La.	61 52	
												295	A	Alcorn	75 68	
												295	H	Alcorn	68 51	
												306	H	Alabama St.	93 71	
												308	A	Jackson St.	70 82	
												308	H	Jackson St.	93 89	
												318	H	Alabama A&M	78 49	
												337	H	La.-Monroe	61 52	
												338	A	Ark.-Pine Bluff	66 57	
												341	A	Mississippi Val.	64 62	

LAST 12 Division I GAMES:																
308	H	Jackson St.	93 89	338	A	Ark.-Pine Bluff	66 57									
241	A	Texas Southern	56 66	308	A	Jackson St.	70 82									
257	A	Prairie View	75 68	241	H	Texas Southern	63 73									
295	H	Alcorn	68 51	257	H	Prairie View	81 79									
186	H	Southern U.	79 71	295	A	Alcorn	75 68									
341	A	Mississippi Val.	64 62	186	A	Southern U.	44 63									

Non-Div I Games:

Grambling

Grand Canyon

Through Games Of Feb. 23, 2018

Average RPI Win:	290	WON-LOST	WINNING	LAST 10	STRENGTH OF	OPP. STRENGTH	TEAM	ADJ.	CONF.	ADJ CONF.
Average RPI Loss:	186	RECORD	PCT. RANK	GAMES	SCHEDULE	OF SCHEDULE	RPI	RPI	RPI	RPI
DIV. I ONLY	12- 12	172	7- 3	328	310	253	253	31	31	
DIV. I NON-CONF.	4- 8	239	0- 0	274	247	267	267	31	31	

TOTALS	RPI 1-25	RPI 26-50	W-L RECORDS	RPI 51-100	RPI 101-999	RPI 201+				
12- 12	0- 1	0- 0	OVERALL	0- 2	12- 9	12- 6				
7- 5	0- 1	0- 0	HOME	0- 1	7- 3	7- 3				
5- 7	0- 0	0- 0	AWAY	0- 1	5- 6	5- 3				
0- 0	0- 0	0- 0	NEUTRAL	0- 0	0- 0	0- 0				
4- 8	0- 1	0- 0	NON-CONFERENCE	0- 2	4- 5	4- 2				
2- 3	0- 1	0- 0	HOME	0- 1	2- 1	2- 1				
2- 5	0- 0	0- 0	AWAY	0- 1	2- 4	2- 1				
0- 0	0- 0	0- 0	NEUTRAL	0- 0	0- 0	0- 0				
8- 4	0- 0	0- 0	CONFERENCE	0- 0	8- 4	8- 4				
5- 2	0- 0	0- 0	HOME	0- 0	5- 2	5- 2				
3- 2	0- 0	0- 0	AWAY	0- 0	3- 2	3- 2				
0- 0	0- 0	0- 0	NEUTRAL	0- 0	0- 0	0- 0				

RPI 1-25				RPI 26-50				RPI 51-100				RPI 101+ Team's RPI: 253			
RPI	S	Opponent	Score	RPI	S	Opponent	Score	RPI	S	Opponent	Score	RPI	S	Opponent	Score
12	H	Duke	61 74					84	A	UNLV	47 76	114	A	Bethune-Cookman	60 69
								91	H	Rice	59 69	147	A	Cal Poly	69 75
												192	A	Washington	65 79
												202	H	CSU Bakersfield	40 69
												225	A	Fla. Atlantic	77 73
												232	A	Seattle U	64 57
												232	H	Seattle U	74 63
												233	A	New Mexico St.	60 64
												233	H	New Mexico St.	50 34
												276	A	UMKC	82 84
												276	H	UMKC	59 62
												284	H	Santa Clara	39 38
												300	A	Valparaiso	75 80
												303	A	Northern Ariz.	72 54
												305	H	Long Beach St.	63 65
												315	A	UTRGV	65 59
												315	H	UTRGV	59 58
												320	H	Southern Utah	59 54
												326	H	Utah Valley	81 61
												345	A	Chicago St.	59 43
												345	H	Chicago St.	64 36

LAST 12 Division I GAMES:															
232	A	Seattle U	64 57	326	H	Utah Valley	81 61								
202	H	CSU Bakersfield	40 69	276	H	UMKC	59 62								
233	H	New Mexico St.	50 34	345	H	Chicago St.	64 36								
315	H	UTRGV	59 58	315	A	UTRGV	65 59								
345	A	Chicago St.	59 43	233	A	New Mexico St.	60 64								
276	A	UMKC	82 84	232	H	Seattle U	74 63								

Non-Div I Games: Arizona Christian 75 51 Benedictine Mesa 67 53

Grand Canyon

Loss, Non-Conf, S Site, H Home A Away N Neutral

Average RPI Win:	161	WON-LOST	WINNING	LAST 10	STRENGTH OF	OPP. STRENGTH	TEAM	ADJ.	CONF.	ADJ CONF.
Average RPI Loss:	122	RECORD	PCT. RANK	GAMES	SCHEDULE	OF SCHEDULE	RPI	RPI	RPI	RPI
DIV. I ONLY	25- 3	8	9- 1	79	113	16	16	11	11	
DIV. I NON-CONF.	10- 1	15	0- 0	46	27	9	9	14	14	

TOTALS	RPI 1-25	RPI 26-50	W-L RECORDS	RPI 51-100	RPI 101-999	RPI 201+				
25- 3	0- 1	4- 0	OVERALL	4- 0	17- 2	8- 1				
12- 0	0- 0	2- 0	HOME	2- 0	8- 0	4- 0				
11- 2	0- 0	1- 0	AWAY	2- 0	8- 2	4- 1				
2- 1	0- 1	1- 0	NEUTRAL	0- 0	1- 0	0- 0				
10- 1	0- 1	4- 0	NON-CONFERENCE	0- 0	6- 0	2- 0				
4- 0	0- 0	2- 0	HOME	0- 0	2- 0	1- 0				
4- 0	0- 0	1- 0	AWAY	0- 0	3- 0	1- 0				
2- 1	0- 1	1- 0	NEUTRAL	0- 0	1- 0	0- 0				
15- 2	0- 0	0- 0	CONFERENCE	4- 0	11- 2	6- 1				
8- 0	0- 0	0- 0	HOME	2- 0	6- 0	3- 0				
7- 2	0- 0	0- 0	AWAY	2- 0	5- 2	3- 1				
0- 0	0- 0	0- 0	NEUTRAL	0- 0	0- 0	0- 0				

RPI	S	Opponent	Score	RPI	S	Opponent	Score	RPI	S	Opponent	Score	RPI	S	Opponent	Score
3	N	Mississippi St.	46 67	26	H	Marquette	63 55	80	A	IUPUI	60 34	104	A	Milwaukee	65 36
				31	A	Dayton	75 64	80	H	IUPUI	52 45	104	H	Milwaukee	52 29
				32	H	South Dakota St.	55 41	96	A	Wright St.	58 51	107	A	Cleveland St.	60 71
				48	N	Arizona St.	61 48	96	H	Wright St.	75 68	107	H	Cleveland St.	69 43
												108	H	Chattanooga	60 30
												168	A	Youngstown St.	67 42
												168	H	Youngstown St.	65 56
												181	A	Northwestern	63 57
												189	A	Wisconsin	67 34
												199	N	Columbia	61 43
												211	A	Oakland	81 48
												211	H	Oakland	78 48
												256	A	Northern Ky.	54 62
												256	H	Northern Ky.	58 41
												262	H	Bradley	72 40
												302	A	Loyola Chicago	76 39
												322	A	Detroit Mercy	85 27
												325	A	Ill.-Chicago	66 37
												325	H	Ill.-Chicago	65 36
LAST 12 Division I GAMES:															
211	H	Oakland	78 48	256	H	Northern Ky.	58 41	80	H	IUPUI	52 45	325	H	Ill.-Chicago	65 36
325	A	Ill.-Chicago	66 37	80	H	IUPUI	52 45	325	H	Ill.-Chicago	65 36	211	A	Oakland	81 48
168	A	Youngstown St.	67 42	325	H	Ill.-Chicago	65 36	211	A	Oakland	81 48	322	A	Detroit Mercy	85 27
107	A	Cleveland St.	60 71	211	A	Oakland	81 48	322	A	Detroit Mercy	85 27	80	A	IUPUI	60 34
104	A	Milwaukee	65 36	80	A	IUPUI	60 34								
96	H	Wright St.	75 68												

Non-Div I Games:

Green Bay

Average RPI Win: 282	WON-LOST RECORD	WINNING PCT. RANK	LAST 10 GAMES	STRENGTH OF SCHEDULE	OPP. STRENGTH OF SCHEDULE	TEAM RPI	ADJ. RPI	CONF. RPI	ADJ CONF. RPI
Average RPI Loss: 134									
DIV. I ONLY	14- 13	167	7- 3	296	199	209	209	30	30
DIV. I NON-CONF.	4- 9	249	1- 0	116	14	185	185	30	30

TOTALS	RPI 1-25	RPI 26-50	W-L RECORDS	RPI 51-100	RPI 101-999	RPI 201+			
14- 13	0- 1	0- 3	OVERALL	0- 1	14- 8	12- 3			
7- 3	0- 0	0- 1	HOME	0- 0	7- 2	6- 1			
6- 9	0- 1	0- 2	AWAY	0- 1	6- 5	5- 2			
1- 1	0- 0	0- 0	NEUTRAL	0- 0	1- 1	1- 0			
4- 9	0- 1	0- 3	NON-CONFERENCE	0- 1	4- 4	2- 0			
2- 1	0- 0	0- 1	HOME	0- 0	2- 0	1- 0			
1- 7	0- 1	0- 2	AWAY	0- 1	1- 3	0- 0			
1- 1	0- 0	0- 0	NEUTRAL	0- 0	1- 1	1- 0			
10- 4	0- 0	0- 0	CONFERENCE	0- 0	10- 4	10- 3			
5- 2	0- 0	0- 0	HOME	0- 0	5- 2	5- 1			
5- 2	0- 0	0- 0	AWAY	0- 0	5- 2	5- 2			
0- 0	0- 0	0- 0	NEUTRAL	0- 0	0- 0	0- 0			

RPI 1-25				RPI 26-50				RPI 51-100				RPI 101+ Team's RPI: 209			
RPI	S	Opponent	Score	RPI	S	Opponent	Score	RPI	S	Opponent	Score	RPI	S	Opponent	Score
6	A	Oregon	45 87	35	A	Virginia	62 66	72	A	TCU	68 90	108	A	Chattanooga	52 64
				40	H	Quinnipiac	58 64					114	H	Bethune-Cookman	56 61
				50	A	Elon	59 82					115	A	North Carolina	70 66
												157	A	Samford	61 66
												172	N	Brown	66 73
												193	A	Temple	56 65
												199	H	Columbia	60 58
												207	A	N.C. A&T	63 51
												212	H	Norfolk St.	48 63
												245	N	San Jose St.	81 73
												264	A	Howard	63 68
												275	A	UMES	70 65
												281	H	Old Dominion	50 42
												311	A	Coppin St.	83 48
												311	H	Coppin St.	67 35
												319	A	South Carolina St.	70 78
												319	H	South Carolina St.	60 42
												330	A	N.C. Central	62 53
												331	H	Delaware St.	66 62
												342	H	Florida A&M	66 65
												343	A	Savannah St.	81 53
												343	H	Savannah St.	88 41

LAST 12 Division I GAMES:															
343	H	Savannah St.	88 41	311	H	Coppin St.	67 35	114	H	Bethune-Cookman	56 61				
319	H	South Carolina St.	60 42	40	H	Quinnipiac	58 64	342	H	Florida A&M	66 65				
311	A	Coppin St.	83 48	50	A	Elon	59 82	319	A	South Carolina St.	70 78				
212	H	Norfolk St.	48 63					343	A	Savannah St.	81 53				
207	A	N.C. A&T	63 51					281	H	Old Dominion	50 42				
330	A	N.C. Central	62 53												

Non-Div I Games:

Hampton

Average RPI Win:	255	WON-LOST	WINNING	LAST 10	STRENGTH OF	OPP. STRENGTH	TEAM	ADJ.	CONF.	ADJ CONF.
Average RPI Loss:	116	RECORD	PCT. RANK	GAMES	SCHEDULE	OF SCHEDULE	RPI	RPI	RPI	RPI
DIV. I ONLY	16- 12	131	4- 6	179	250	153	153	20	20	
DIV. I NON-CONF.	8- 5	111	0- 0	147	249	122	122	24	24	

TOTALS	RPI 1-25	RPI 26-50	W-L RECORDS	RPI 51-100	RPI 101-999	RPI 201+				
16- 12	0- 0	0- 2	OVERALL	1- 4	15- 6	11- 1				
9- 4	0- 0	0- 1	HOME	1- 1	8- 2	6- 0				
4- 8	0- 0	0- 0	AWAY	0- 0	4- 1	3- 1				
3- 0	0- 0	0- 0	NEUTRAL	0- 0	3- 0	2- 0				
8- 5	0- 0	0- 2	NON-CONFERENCE	0- 1	8- 2	6- 0				
4- 2	0- 0	0- 1	HOME	0- 0	4- 1	3- 0				
1- 3	0- 0	0- 1	AWAY	0- 1	1- 1	1- 0				
3- 0	0- 0	0- 0	NEUTRAL	0- 0	3- 0	2- 0				
8- 7	0- 0	0- 0	CONFERENCE	1- 3	7- 4	5- 1				
5- 2	0- 0	0- 0	HOME	1- 1	4- 1	3- 0				
3- 5	0- 0	0- 0	AWAY	0- 2	3- 3	2- 1				
0- 0	0- 0	0- 0	NEUTRAL	0- 0	0- 0	0- 0				

RPI 1-25				RPI 26-50				RPI 51-100				RPI 101+ Team's RPI: 153			
RPI	S	Opponent	Score	RPI	S	Opponent	Score	RPI	S	Opponent	Score	RPI	S	Opponent	Score
				28	H	Villanova	53 71	59	A	Fordham	44 69	115	A	North Carolina	70 90
				30	A	Syracuse	63 75	79	A	Albany (NY)	53 66	117	H	Delaware	63 72
								79	H	Albany (NY)	70 55	125	N	Yale	78 70
								81	A	Maine	56 59	149	A	Binghamton	59 64
								81	H	Maine	44 59	182	A	Stony Brook	75 68
												182	H	Stony Brook	58 66
												185	A	New Hampshire	58 76
												185	H	New Hampshire	85 49
												191	H	Siena	71 62
												239	H	Hofstra	60 49
												246	H	Niagara	83 65
												287	A	Bryant	59 47
												290	A	Vermont	47 53
												290	H	Vermont	91 52
												296	H	Central Conn. St.	68 52
												313	N	Charleston So.	62 43
												318	N	Alabama A&M	56 47
												321	A	UMBC	61 54
												321	H	UMBC	65 54
												344	A	UMass Lowell	81 42
												344	H	UMass Lowell	78 56
LAST 12 Division I GAMES:															
				321	A	UMBC	61 54	185	H	New Hampshire	85 49				
				290	H	Vermont	91 52	344	H	UMass Lowell	78 56				
				185	A	New Hampshire	58 76	290	A	Vermont	47 53				
				79	A	Albany (NY)	53 66	81	H	Maine	44 59				
				81	A	Maine	56 59	321	H	UMBC	65 54				
				182	H	Stony Brook	58 66	149	A	Binghamton	59 64				

Non-Div I Games:

Hartford

Average RPI	Win:	183	WON-LOST	WINNING	LAST 10	STRENGTH OF	OPP. STRENGTH	TEAM	ADJ.	CONF.	ADJ CONF.
Average RPI	Loss:	80	RECORD	PCT. RANK	GAMES	SCHEDULE	OF SCHEDULE	RPI	RPI	RPI	RPI
DIV. I ONLY		15- 9		106	7- 3	69	109	69	69	9	9
DIV. I NON-CONF.		8- 5		111	1- 0	103	117	78	78	9	9

TOTALS	RPI 1-25		RPI 26-50		W-L RECORDS	RPI 51-100		RPI 101-999		RPI 201+	
15- 9	0- 0		0- 3		OVERALL	2- 4		13- 2		6- 0	
11- 0	0- 0		0- 0		HOME	2- 0		9- 0		4- 0	
2- 8	0- 0		0- 2		AWAY	0- 4		2- 2		0- 0	
2- 1	0- 0		0- 1		NEUTRAL	0- 0		2- 0		2- 0	
8- 5	0- 0		0- 2		NON-CONFERENCE	0- 2		8- 1		5- 0	
5- 0	0- 0		0- 0		HOME	0- 0		5- 0		3- 0	
1- 4	0- 0		0- 1		AWAY	0- 2		1- 1		0- 0	
2- 1	0- 0		0- 1		NEUTRAL	0- 0		2- 0		2- 0	
7- 4	0- 0		0- 1		CONFERENCE	2- 2		5- 1		1- 0	
6- 0	0- 0		0- 0		HOME	2- 0		4- 0		1- 0	
1- 4	0- 0		0- 1		AWAY	0- 2		1- 1		0- 0	
0- 0	0- 0		0- 0		NEUTRAL	0- 0		0- 0		0- 0	

RPI 1-25				RPI 26-50				RPI 51-100				Team's RPI : 69				RPI 101+			
RPI	S	Opponent	Score	RPI	S	Opponent	Score	RPI	S	Opponent	Score	RPI	S	Opponent	Score	RPI	S	Opponent	Score
				31	N	Dayton	66 72	54	A	FGCU	56 65	125	A	Yale	63 69				
				34	A	Princeton	47 80	75	A	Penn	49 69	125	H	Yale	97 73				
				35	A	Virginia	48 50	75	H	Penn	55 52	132	A	Northeastern	79 69				
								81	A	Maine	51 76	172	A	Brown	86 74				
								95	A	Dartmouth	56 63	172	H	Brown	87 85				
								95	H	Dartmouth	76 65	182	H	Stony Brook	60 53				
												191	H	Siena	75 67				
												193	A	Temple	64 86				
												199	H	Columbia	85 67				
												204	H	Boston U.	80 70				
												207	N	N. C. A&T	64 60				
												216	N	Akron	76 63				
												242	H	La Salle	70 61				
												268	H	Sacred Heart	70 62				
												271	H	Cornell	80 58				
LAST 12 Division I GAMES:																			
				75	H	Penn	55 52	199	H	Columbia	85 67								
				125	A	Yale	63 69	172	H	Brown	87 85								
				172	A	Brown	86 74	125	H	Yale	97 73								
				75	A	Penn	49 69	95	H	Dartmouth	76 65								
				34	A	Princeton	47 80	242	H	La Salle	70 61								
				271	H	Cornell	80 58	95	A	Dartmouth	56 63								

Non-Div I Games:

Harvard

Average RPI Win: **246**
 Average RPI Loss: **147**

WON-LOST
RECORD

WINNING
PCT. RANK

LAST 10
GAMES

STRENGTH OF
SCHEDULE

OPP. STRENGTH
OF SCHEDULE

TEAM
RPI

ADJ.
RPI

CONF.
RPI

ADJ CONF.
RPI

DIV. I ONLY	10- 15	227	4- 6	173	203	235	235	21	21
DIV. I NON-CONF.	6- 6	170	0- 0	130	133	175	175	20	20

TOTALS	RPI 1-25	RPI 26-50	W-L RECORDS	RPI 51-100	RPI 101-999	RPI 201+			
10- 15	0- 2	0- 2	OVERALL	0- 2	10- 9	8- 4			
7- 6	0- 0	0- 2	HOME	0- 1	7- 3	5- 1			
3- 7	0- 0	0- 0	AWAY	0- 1	3- 6	3- 3			
0- 2	0- 2	0- 0	NEUTRAL	0- 0	0- 0	0- 0			
6- 6	0- 2	0- 2	NON-CONFERENCE	0- 0	6- 2	4- 1			
4- 3	0- 0	0- 2	HOME	0- 0	4- 1	2- 0			
2- 1	0- 0	0- 0	AWAY	0- 0	2- 1	2- 1			
0- 2	0- 2	0- 0	NEUTRAL	0- 0	0- 0	0- 0			
4- 9	0- 0	0- 0	CONFERENCE	0- 2	4- 7	4- 3			
3- 3	0- 0	0- 0	HOME	0- 1	3- 2	3- 1			
1- 6	0- 0	0- 0	AWAY	0- 1	1- 5	1- 2			
0- 0	0- 0	0- 0	NEUTRAL	0- 0	0- 0	0- 0			

RPI 1-25				RPI 26-50				RPI 51-100				RPI 101+ Team's RPI: 235			
RPI	S	Opponent	Score	RPI	S	Opponent	Score	RPI	S	Opponent	Score	RPI	S	Opponent	Score
6	N	Oregon	44 85	44	H	Purdue	67 79	68	A	UC Davi s	52 76	129	H	Idaho St.	62 64
20	N	Texas A&M	59 103	46	H	Southern Cal i forni a	60 71	68	H	UC Davi s	56 68	147	A	Cal Poly	50 52
												158	H	Mari st	70 63
												176	H	San Diego	64 63
												195	A	UC Irvi ne	66 70
												195	H	UC Irvi ne	67 74
												196	A	UC Santa Barbara	61 71
												217	A	CSUN	56 54
												217	H	CSUN	58 70
												228	H	Montana St.	81 75
												232	A	Seattle U	73 58
												238	A	UC Ri versi de	57 79
												238	H	UC Ri versi de	63 57
												278	A	Ari zona	65 60
												303	H	Northern Ari z.	84 68
												305	H	Long Beach St.	74 66
												317	A	Portland	47 76
												324	A	Cal St. Fullerton	57 69
												324	H	Cal St. Fullerton	59 54
LAST 12 Division I GAMES:															
217	A	CSUN	56 54	217	H	CSUN	58 70	195	A	UC Irvi ne	66 70				
68	H	UC Davi s	56 68	238	A	UC Ri versi de	57 79	305	H	Long Beach St.	74 66				
324	H	Cal St. Fullerton	59 54	195	H	UC Irvi ne	67 74	68	A	UC Davi s	52 76				
196	A	UC Santa Barbara	61 71												
147	A	Cal Poly	50 52												
238	H	UC Ri versi de	63 57												

Non-Div I Games: Hawai i Paci fi c 67 57

Hawai i

Average RPI Win:	278	WON-LOST	WINNING	LAST 10	STRENGTH OF	OPP. STRENGTH	TEAM	ADJ.	CONF.	ADJ CONF.
Average RPI Loss:	140	RECORD	PCT. RANK	GAMES	SCHEDULE	OF SCHEDULE	RPI	RPI	RPI	RPI
DIV. I ONLY	14- 10	125	5- 5	287	271	194	194	27	27	
DIV. I NON-CONF.	4- 5	202	0- 0	117	89	130	130	28	28	

TOTALS	RPI 1-25	RPI 26-50	W-L RECORDS	RPI 51-100	RPI 101-999	RPI 201+				
14- 10	0- 1	0- 0	OVERALL	0- 4	14- 5	13- 3				
6- 5	0- 0	0- 0	HOME	0- 2	6- 3	6- 2				
8- 5	0- 0	0- 0	AWAY	0- 1	8- 2	7- 1				
0- 0	0- 0	0- 0	NEUTRAL	0- 0	0- 0	0- 0				
4- 5	0- 1	0- 0	NON-CONFERENCE	0- 3	4- 1	3- 0				
1- 2	0- 0	0- 0	HOME	0- 1	1- 1	1- 0				
3- 3	0- 1	0- 0	AWAY	0- 2	3- 0	2- 0				
0- 0	0- 0	0- 0	NEUTRAL	0- 0	0- 0	0- 0				
10- 5	0- 0	0- 0	CONFERENCE	0- 1	10- 4	10- 3				
5- 3	0- 0	0- 0	HOME	0- 1	5- 2	5- 2				
5- 2	0- 0	0- 0	AWAY	0- 0	5- 2	5- 1				
0- 0	0- 0	0- 0	NEUTRAL	0- 0	0- 0	0- 0				

RPI	S	Opponent	Score	RPI	S	Opponent	Score	RPI	S	Opponent	Score	RPI	S	Opponent	Score	Team's RPI: 194
12	A	Duke	50 77					74	A	Virginia Tech	63 86	152	A	Radford	47 50	
								77	H	UAB	61 77	170	H	Davi dson	74 82	
								86	A	Ohio	61 64	180	A	Stetson	69 64	
								89	H	Li berty	42 65	212	A	Norfolk St.	59 56	
												218	A	UNC Asheville	58 45	
												218	H	UNC Asheville	59 78	
												223	A	UNCG	81 72	
												231	H	Gardner-Webb	83 80	
												254	A	Presbyteri an	55 62	
												254	H	Presbyteri an	81 55	
												263	A	Campbel l	62 53	
												263	H	Campbel l	44 51	
												310	H	Western Caro.	75 69	
												313	A	Charleston So.	75 74	
												313	H	Charleston So.	52 49	
												340	A	Wi nthrop	79 58	
												340	H	Wi nthrop	77 40	
												346	A	Longwood	75 39	
												346	H	Longwood	62 41	

LAST 12 Division I GAMES:																
313	H	Charleston So.	52 49	89	H	Li berty	42 65	313	A	Charleston So.	75 74	152	A	Radford	47 50	
254	A	Presbyteri an	55 62	313	A	Charleston So.	75 74	152	A	Radford	47 50	346	H	Longwood	62 41	
340	H	Wi nthrop	77 40	346	H	Longwood	62 41	263	A	Campbel l	62 53	340	A	Wi nthrop	79 58	
218	H	UNC Asheville	59 78	263	A	Campbel l	62 53	340	A	Wi nthrop	79 58	346	A	Longwood	75 39	
346	A	Longwood	75 39	340	A	Wi nthrop	79 58									
263	H	Campbel l	44 51													

Non-Div I Games: N. C. Wesleyan 111 54 Barton 82 69

High Point

H
o
f
s
t
r
a

Hofstra				Through Games Of Feb. 23, 2018							
Average RPI	Win:	248	WON-LOST	WINNING	LAST 10	STRENGTH OF	OPP. STRENGTH	TEAM	ADJ.	CONF.	ADJ CONF.
Average RPI	Loss:	134	RECORD	PCT. RANK	GAMES	SCHEDULE	OF SCHEDULE	RPI	RPI	RPI	RPI
DIV. I ONLY		11- 16	225	2- 8	239	163	239	239	10	10	
DIV. I NON-CONF.		6- 5	153	0- 0	327	194	237	237	11	11	

TOTALS		RPI 1-25	RPI 26-50		W-L RECORDS		RPI 51-100	RPI 101-999	RPI 201+		
11- 16		0- 0	0- 3		OVERALL		1- 3	10- 10	9- 2		
6- 8		0- 0	0- 2		HOME		0- 1	6- 5	5- 1		
4- 8		0- 0	0- 1		AWAY		0- 2	4- 5	4- 1		
1- 0		0- 0	0- 0		NEUTRAL		1- 0	0- 0	0- 0		
6- 5		0- 0	0- 0		NON-CONFERENCE		1- 1	5- 4	5- 0		
3- 2		0- 0	0- 0		HOME		0- 0	3- 2	3- 0		
2- 3		0- 0	0- 0		AWAY		0- 1	2- 2	2- 0		
1- 0		0- 0	0- 0		NEUTRAL		1- 0	0- 0	0- 0		
5- 11		0- 0	0- 3		CONFERENCE		0- 2	5- 6	4- 2		
3- 6		0- 0	0- 2		HOME		0- 1	3- 3	2- 1		
2- 5		0- 0	0- 1		AWAY		0- 1	2- 3	2- 1		
0- 0		0- 0	0- 0		NEUTRAL		0- 0	0- 0	0- 0		

H
o
f
s
t
r
a

RPI 1-25				RPI 26-50				RPI 51-100				RPI 101+ Team's RPI: 239			
RPI	S	Opponent	Score	RPI	S	Opponent	Score	RPI	S	Opponent	Score	RPI	S	Opponent	Score
				47	A	Drexel	38 47	71	A	James Madi son	56 73	117	A	Del aware	41 61
				47	H	Drexel	47 58	71	H	James Madi son	42 55	117	H	Del aware	51 58
				50	H	El on	65 72	84	A	UNLV	52 68	132	H	Northeastern	50 55
								97	N	Wake Forest	69 66	153	A	Hartford	49 60
												160	A	William & Mary	53 63
												160	H	William & Mary	65 54
												182	H	Stony Brook	49 73
												191	H	Si ena	60 70
												199	A	Col umbi a	53 75
												236	H	Holy Cross	69 63
												250	H	St. Bonaventure	71 68
												255	A	UNCW	69 61
												255	H	UNCW	55 59
												266	A	Col. of Charleston	75 60
												266	H	Col. of Charleston	65 60
												268	A	Sacred Heart	86 81
												274	A	Towson	72 73
												274	H	Towson	83 72
												321	H	UMBC	71 55
												335	A	I ona	68 43

LAST 12 Di v i s i o n I GAMES:															
				132	H	Northeastern	50 55	160	A	William & Mary	53 63				
				274	H	Towson	83 72	71	A	James Madi son	56 73				
				50	H	El on	65 72	47	H	Drexel	47 58				
				117	A	Del aware	41 61	160	H	William & Mary	65 54				
				274	A	Towson	72 73	266	H	Col. of Charleston	65 60				
				255	H	UNCW	55 59	117	H	Del aware	51 58				

Non-Di v I Games:

Hofstra

Average RPI Loss: 147

DIV. I ONLY	10- 17	241	2- 8	206	220	236	236	15	15
DIV. I NON-CONF.	5- 6	187	0- 0	313	314	260	260	18	18
TOTALS	RPI 1-25	RPI 26-50	W-L RECORDS	RPI 51-100	RPI 101-999	RPI 201+			
10- 17	0- 0	0- 0	OVERALL	0- 6	10- 11	8- 5			
3- 10	0- 0	0- 0	HOME	0- 4	3- 6	2- 3			
7- 7	0- 0	0- 0	AWAY	0- 2	7- 5	6- 2			
0- 0	0- 0	0- 0	NEUTRAL	0- 0	0- 0	0- 0			
5- 6	0- 0	0- 0	NON-CONFERENCE	0- 2	5- 4	5- 1			
2- 3	0- 0	0- 0	HOME	0- 2	2- 1	2- 0			
3- 3	0- 0	0- 0	AWAY	0- 0	3- 3	3- 1			
0- 0	0- 0	0- 0	NEUTRAL	0- 0	0- 0	0- 0			
5- 11	0- 0	0- 0	CONFERENCE	0- 4	5- 7	3- 4			
1- 7	0- 0	0- 0	HOME	0- 2	1- 5	0- 3			
4- 4	0- 0	0- 0	AWAY	0- 2	4- 2	3- 1			
0- 0	0- 0	0- 0	NEUTRAL	0- 0	0- 0	0- 0			

RPI 1-25				RPI 26-50				RPI 51-100				RPI 101+				Team's RPI: 236	
RPI	S	Opponent	Score	RPI	S	Opponent	Score	RPI	S	Opponent	Score	RPI	S	Opponent	Score		
								57	A	American	57	72	106	A	Bucknell I	63	72
								57	H	American	63	68	106	H	Bucknell I	47	71
								79	H	Albany (NY)	56	65	158	A	Marist	74	85
								82	A	Navy	54	62	163	A	Army West Point	70	62
								82	H	Navy	58	65	163	H	Army West Point	57	66
								95	H	Dartmouth	74	76	172	A	Brown	78	82
													190	H	Boston College	61	70
													198	H	Lehigh	54	49
													204	A	Boston U.	60	57
													204	H	Boston U.	58	64
													222	A	Lafayette	69	56
													222	H	Lafayette	65	69
													239	A	Hofstra	63	69
													247	A	Loyola Maryland	60	77
													247	H	Loyola Maryland	58	65
													273	A	Rider	83	56
													277	A	Colgate	71	64
													287	H	Bryant	59	57
													290	H	Vermont	64	53
													329	A	Rhode Island	69	63
													344	A	UMass Lowell	84	56
LAST 12 Division I GAMES:																	
				57	A	American	57	72	222	A	Lafayette	69	56				
				106	A	Bucknell I	63	72	57	H	American	63	68				
				163	H	Army West Point	57	66	106	H	Bucknell I	47	71				
				204	H	Boston U.	58	64	163	A	Army West Point	70	62				
				82	A	Navy	54	62	204	A	Boston U.	60	57				
				247	H	Loyola Maryland	58	65	82	H	Navy	58	65				

Non-Div I Games:

Hol y Cross

■ Loss, ■ Non-Conf, S Site, H Home A Away N Neutral

Average RPI Win:	166	WON-LOST	WINNING	LAST 10	STRENGTH OF	OPP. STRENGTH	TEAM	ADJ.	CONF.	ADJ CONF.
Average RPI Loss:	95	RECORD	PCT. RANK	GAMES	SCHEDULE	OF SCHEDULE	RPI	RPI	RPI	RPI
DIV. I ONLY	20- 8	60	6- 4	110	86	55	55	8	8	
DIV. I NON-CONF.	11- 3	45	0- 0	108	101	34	34	7	7	

TOTALS	RPI 1-25	RPI 26-50	W-L RECORDS	RPI 51-100	RPI 101-999	RPI 201+				
20- 8	0- 3	0- 1	OVERALL	1- 0	19- 4	6- 0				
10- 2	0- 1	0- 0	HOME	0- 0	10- 1	4- 0				
7- 6	0- 2	0- 1	AWAY	0- 0	7- 3	2- 0				
3- 0	0- 0	0- 0	NEUTRAL	1- 0	2- 0	0- 0				
11- 3	0- 1	0- 1	NON-CONFERENCE	1- 0	10- 1	3- 0				
5- 0	0- 0	0- 0	HOME	0- 0	5- 0	2- 0				
3- 3	0- 1	0- 1	AWAY	0- 0	3- 1	1- 0				
3- 0	0- 0	0- 0	NEUTRAL	1- 0	2- 0	0- 0				
9- 5	0- 2	0- 0	CONFERENCE	0- 0	9- 3	3- 0				
5- 2	0- 1	0- 0	HOME	0- 0	5- 1	2- 0				
4- 3	0- 1	0- 0	AWAY	0- 0	4- 2	1- 0				
0- 0	0- 0	0- 0	NEUTRAL	0- 0	0- 0	0- 0				

Houston

Houston

RPI 1-25				RPI 26-50				RPI 51-100				Team's RPI: 55				RPI 101+			
RPI	S	Opponent	Score	RPI	S	Opponent	Score	RPI	S	Opponent	Score	RPI	S	Opponent	Score	RPI	S	Opponent	Score
2	H	UConn	35 95	33	A	Rutgers	57 75	89	N	Liberty	75 68	101	H	George Mason	82 73				
19	A	South Fla.	65 81									104	N	Milwaukee	74 59				
20	A	Texas A&M	65 83									120	A	Tulane	98 92				
												120	H	Tulane	72 48				
												121	H	ETSU	88 69				
												128	H	Cincinnati	82 88				
												132	N	Northeastern	72 64				
												135	A	Texas St.	72 67				
												138	A	Wichita St.	73 62				
												138	H	Wichita St.	73 55				
												165	A	UT Arlington	62 58				
												177	A	Tulsa	77 83				
												187	A	East Carolina	78 80				
												187	H	East Carolina	97 81				
												190	A	Boston College	74 79				
												193	A	Temple	99 75				
												199	H	Columbia	77 53				
												203	H	Memphis	66 55				
												205	A	SMU	85 75				
												205	H	SMU	60 56				
												229	A	New Orleans	78 66				
												230	H	Texas Tech	79 75				
												304	H	Incarnate Word	98 67				
LAST 12 Division I GAMES:																			
19	A	South Fla.	65 81	205	H	SMU	60 56												
187	H	East Carolina	97 81	187	A	East Carolina	78 80												
177	A	Tulsa	77 83	193	A	Temple	99 75												
203	H	Memphis	66 55	2	H	UConn	35 95												
138	A	Wichita St.	73 62	128	H	Cincinnati	82 88												
120	H	Tulane	72 48	120	A	Tulane	98 92												

Non-Div I Games:

Houston

Loss,
Non-Conf,
S Site,
H Home
A Away
N Neutral

Average RPI Win:	329	WON-LOST	WINNING	LAST 10	STRENGTH OF	OPP. STRENGTH	TEAM	ADJ.	CONF.	ADJ CONF.
Average RPI Loss:	187	RECORD	PCT. RANK	GAMES	SCHEDULE	OF SCHEDULE	RPI	RPI	RPI	RPI
DIV. I ONLY	4- 17	320	3- 7	274	331	323	323	26	26	
DIV. I NON-CONF.	0- 6	337	0- 0	100	300	325	325	26	26	

TOTALS	RPI 1-25	RPI 26-50	W-L RECORDS	RPI 51-100	RPI 101-999	RPI 201+				
4- 17	0- 1	0- 0	OVERALL	0- 1	4- 15	4- 8				
2- 5	0- 0	0- 0	HOME	0- 0	2- 5	2- 3				
2- 12	0- 1	0- 0	AWAY	0- 1	2- 10	2- 5				
0- 0	0- 0	0- 0	NEUTRAL	0- 0	0- 0	0- 0				
0- 6	0- 1	0- 0	NON-CONFERENCE	0- 1	0- 4	0- 1				
0- 0	0- 0	0- 0	HOME	0- 0	0- 0	0- 0				
0- 6	0- 1	0- 0	AWAY	0- 1	0- 4	0- 1				
0- 0	0- 0	0- 0	NEUTRAL	0- 0	0- 0	0- 0				
4- 11	0- 0	0- 0	CONFERENCE	0- 0	4- 11	4- 7				
2- 5	0- 0	0- 0	HOME	0- 0	2- 5	2- 3				
2- 6	0- 0	0- 0	AWAY	0- 0	2- 6	2- 4				
0- 0	0- 0	0- 0	NEUTRAL	0- 0	0- 0	0- 0				

RPI 1-25				RPI 26-50				RPI 51-100				RPI 101+ Team's RPI: 323			
RPI	S	Opponent	Score	RPI	S	Opponent	Score	RPI	S	Opponent	Score	RPI	S	Opponent	Score
19	A	South Fla.	43 90					91	A	Rice	45 67	109	H	SFA	54 76
												116	A	Lamar University	55 90
												116	H	Lamar University	51 79
												127	A	Central Ark.	56 64
												166	A	Louisiana Tech	62 85
												178	A	Oral Roberts	56 78
												188	A	UTEP	62 69
												224	A	A&M-Corpus Christi	49 50
												226	A	Abilene Christian	68 80
												229	A	New Orleans	52 70
												237	A	Nicholls St.	45 63
												237	H	Nicholls St.	61 73
												280	H	McNeese	74 86
												291	H	Southeastern La.	61 76
												304	A	Incarnate Word	58 56
												332	H	Northwestern St.	57 51
												337	A	La.-Monroe	73 77
												339	A	Sam Houston St.	69 61
												339	H	Sam Houston St.	65 62
LAST 12 Division I GAMES:															
116	A	Lamar University	55 90	224	A	A&M-Corpus Christi	49 50								
339	H	Sam Houston St.	65 62	304	A	Incarnate Word	58 56								
332	H	Northwestern St.	57 51	280	H	McNeese	74 86								
237	A	Nicholls St.	45 63	291	H	Southeastern La.	61 76								
127	A	Central Ark.	56 64	339	A	Sam Houston St.	69 61								
109	H	SFA	54 76	226	A	Abilene Christian	68 80								

Non-Div I Games: LeTourneau 88 43 Paul Quinn 74 54 Huston-Tillotson 76 72 Jarvis Christian 78 30
Houston Baptist

Average RPI Win: 291
Average RPI Loss: 182

WON-LOST
RECORD

WINNING
PCT. RANK

LAST 10
GAMES

STRENGTH OF
SCHEDULE

OPP. STRENGTH
OF SCHEDULE

TEAM
RPI

ADJ.
RPI

CONF.
RPI

ADJ CONF.
RPI

DIV. I ONLY	10- 16	234	5- 5	238	341	264	264	30	30
DIV. I NON-CONF.	4- 9	249	0- 0	80	302	234	234	30	30

TOTALS	RPI 1-25	RPI 26-50	W-L RECORDS	RPI 51-100	RPI 101-999	RPI 201+			
10- 16	0- 2	0- 0	OVERALL	0- 1	10- 13	10- 7			
7- 5	0- 0	0- 0	HOME	0- 0	7- 5	7- 2			
3- 11	0- 0	0- 0	AWAY	0- 0	3- 1	3- 1			
0- 0	0- 0	0- 0	NEUTRAL	0- 0	0- 0	0- 0			
4- 9	0- 2	0- 0	NON-CONFERENCE	0- 1	4- 6	4- 1			
4- 2	0- 0	0- 0	HOME	0- 0	4- 2	4- 0			
0- 7	0- 2	0- 0	AWAY	0- 1	0- 4	0- 1			
0- 0	0- 0	0- 0	NEUTRAL	0- 0	0- 0	0- 0			
6- 7	0- 0	0- 0	CONFERENCE	0- 0	6- 7	6- 6			
3- 3	0- 0	0- 0	HOME	0- 0	3- 3	3- 2			
3- 4	0- 0	0- 0	AWAY	0- 0	3- 4	3- 4			
0- 0	0- 0	0- 0	NEUTRAL	0- 0	0- 0	0- 0			

RPI 1-25				RPI 26-50				RPI 51-100				RPI 101+ Team's RPI: 264			
RPI	S	Opponent	Score	RPI	S	Opponent	Score	RPI	S	Opponent	Score	RPI	S	Opponent	Score
22	A	Maryland	49 111					58	A	Mercer	44 70	113	A	Georgetown	41 93
25	A	Georgia	47 87									114	H	Bethune-Cookman	55 59
												128	A	Cincinnati	53 87
												160	H	William & Mary	71 83
												172	H	Brown	81 85
												191	A	Siena	61 72
												207	A	N. C. A&T	53 91
												207	H	N. C. A&T	68 76
												209	H	Hampton	68 63
												258	A	Morgan St.	68 61
												263	H	Campbell	63 61
												267	H	St. Francis Brooklyn	72 69
												269	H	Fairleigh Dickinson	68 65
												275	A	UMES	52 58
												275	H	UMES	79 83
												290	A	Vermont	65 88
												307	H	FIU	69 62
												319	A	South Carolina St.	68 58
												330	A	N. C. Central	77 78
												330	H	N. C. Central	69 54
												342	A	Florida A&M	59 74
												342	H	Florida A&M	76 65
												343	A	Savannah St.	87 59
LAST 12 Division I GAMES:															
330	A	N. C. Central	77 78	207	H	N. C. A&T	68 76								
207	A	N. C. A&T	53 91	330	H	N. C. Central	69 54								
275	H	UMES	79 83	343	A	Savannah St.	87 59								
258	A	Morgan St.	68 61	319	A	South Carolina St.	68 58								
342	H	Florida A&M	76 65	209	H	Hampton	68 63								
275	A	UMES	52 58	114	H	Bethune-Cookman	55 59								

Howard

Howard

Non-Div I Games:

Howard

Loss, Non-Conf, S Site, H Home A Away N Neutral

Average RPI Win:	208	WON-LOST	WINNING	LAST 10	STRENGTH OF	OPP. STRENGTH	TEAM	ADJ.	CONF.	ADJ CONF.
Average RPI Loss:	70	RECORD	PCT. RANK	GAMES	SCHEDULE	OF SCHEDULE	RPI	RPI	RPI	RPI
DIV. I ONLY	19- 8	65	6- 4	147	127	80	80	11	11	
DIV. I NON-CONF.	7- 3	74	0- 0	187	54	66	66	14	14	
<hr/>										
TOTALS	RPI 1-25	RPI 26-50	W-L RECORDS	RPI 51-100	RPI 101-999	RPI 201+				
19- 8	0- 3	0- 0	OVERALL	3- 3	16- 2	11- 0				
5- 5	0- 1	0- 0	HOME	0- 2	5- 2	4- 0				
13- 3	0- 2	0- 0	AWAY	2- 1	11- 0	7- 0				
1- 0	0- 0	0- 0	NEUTRAL	1- 0	0- 0	0- 0				
7- 3	0- 1	0- 0	NON-CONFERENCE	2- 2	5- 0	4- 0				
1- 1	0- 0	0- 0	HOME	0- 1	1- 0	1- 0				
5- 2	0- 1	0- 0	AWAY	1- 1	4- 0	3- 0				
1- 0	0- 0	0- 0	NEUTRAL	1- 0	0- 0	0- 0				
12- 5	0- 2	0- 0	CONFERENCE	1- 1	11- 2	7- 0				
4- 4	0- 1	0- 0	HOME	0- 1	4- 2	3- 0				
8- 1	0- 1	0- 0	AWAY	1- 0	7- 0	4- 0				
0- 0	0- 0	0- 0	NEUTRAL	0- 0	0- 0	0- 0				

RPI 1-25				RPI 26-50				RPI 51-100 Team's RPI: 80				RPI 101+			
RPI	S	Opponent	Score	RPI	S	Opponent	Score	RPI	S	Opponent	Score	RPI	S	Opponent	Score
16	A	Green Bay	45 52					53	A	UCF	59 63	104	A	Milwaukee	70 68
16	H	Green Bay	34 60					66	N	Wyoming	65 59	104	H	Milwaukee	60 67
23	A	DePaul	71 85					86	A	Ohio	76 52	107	A	Cleveland St.	77 64
								87	H	Miami (OH)	83 96	107	H	Cleveland St.	94 56
								96	A	Wright St.	64 61	141	A	UNI	54 48
								96	H	Wright St.	63 66	168	A	Youngstown St.	65 43
												168	H	Youngstown St.	67 70
												203	A	Memphis	80 57
												211	A	Oakland	73 55
												211	H	Oakland	80 64
												256	A	Northern Ky.	71 35
												259	H	Indiana St.	86 57
												312	A	Tennessee Tech	68 54
												322	A	Detroit Mercy	91 59
												322	H	Detroit Mercy	90 62
												325	A	Ill.-Chicago	82 46
												325	H	Ill.-Chicago	68 43
												327	A	Ga. Southern	72 52
<hr/>															
LAST 12 Division I GAMES:															
				96	H	Wright St.	63 66	325	H	Ill.-Chicago	68 43				
				104	H	Milwaukee	60 67	16	A	Green Bay	45 52				
				322	A	Detroit Mercy	91 59	104	A	Milwaukee	70 68				
				211	A	Oakland	73 55	96	A	Wright St.	64 61				
				107	H	Cleveland St.	94 56	256	A	Northern Ky.	71 35				
				168	H	Youngstown St.	67 70	16	H	Green Bay	34 60				

Non-Div I Games: Georgetown (KY) 85 52

IUPUI

Average RPI Win:	203	WON-LOST	WINNING	LAST 10	STRENGTH OF	OPP. STRENGTH	TEAM	ADJ.	CONF.	ADJ CONF.
Average RPI Loss:	132	RECORD	PCT. RANK	GAMES	SCHEDULE	OF SCHEDULE	RPI	RPI	RPI	RPI
DIV. I ONLY	14- 11	140	9- 1	168	120	137	137	19	19	
DIV. I NON-CONF.	3- 7	254	0- 0	95	111	205	205	13	13	

TOTALS	RPI 1-25	RPI 26-50	W-L RECORDS	RPI 51-100	RPI 101-999	RPI 201+				
14- 11	0- 1	1- 2	OVERALL	0- 2	13- 6	7- 3				
7- 5	0- 0	0- 1	HOME	0- 1	7- 3	4- 1				
7- 5	0- 0	1- 0	AWAY	0- 0	6- 0	3- 0				
0- 1	0- 0	0- 0	NEUTRAL	0- 1	0- 0	0- 0				
3- 7	0- 1	0- 1	NON-CONFERENCE	0- 2	3- 3	2- 2				
1- 3	0- 0	0- 0	HOME	0- 1	1- 2	1- 1				
2- 3	0- 1	0- 1	AWAY	0- 0	2- 1	1- 1				
0- 1	0- 0	0- 0	NEUTRAL	0- 1	0- 0	0- 0				
11- 4	0- 0	1- 1	CONFERENCE	0- 0	10- 3	5- 1				
6- 2	0- 0	0- 1	HOME	0- 0	6- 1	3- 0				
5- 2	0- 0	1- 0	AWAY	0- 0	4- 2	2- 1				
0- 0	0- 0	0- 0	NEUTRAL	0- 0	0- 0	0- 0				

RPI 1-25				RPI 26-50				RPI 51-100				RPI 101+ Team's RPI: 137			
RPI	S	Opponent	Score	RPI	S	Opponent	Score	RPI	S	Opponent	Score	RPI	S	Opponent	Score
7	A	Ohio St.	56 99	36	A	Northern Colo.	79 71	66	H	Wyoming	64 70	124	A	Colorado St.	83 69
				36	H	Northern Colo.	72 78	72	N	TCU	76 86	129	H	Idaho St.	52 62
				48	A	Arizona St.	33 77					133	A	Portland St.	101 90
												133	H	Portland St.	61 60
												154	A	Eastern Wash.	64 71
												154	H	Eastern Wash.	85 71
												169	A	North Dakota	78 64
												169	H	North Dakota	80 75
												192	H	Washington	69 81
												217	A	CSUN	80 75
												226	A	Abilene Christian	72 82
												228	A	Montana St.	95 77
												232	H	Seattle U	60 68
												244	A	Montana	67 56
												289	A	Sacramento St.	64 79
												289	H	Sacramento St.	101 66
												303	H	Northern Ariz.	83 68
												320	H	Southern Utah	74 51
												324	H	Cal St. Fullerton	80 60

LAST 12 Division I GAMES:															
129	H	Idaho St.	52 62	169	A	North Dakota	78 64								
244	A	Montana	67 56	36	A	Northern Colo.	79 71								
228	A	Montana St.	95 77	303	H	Northern Ariz.	83 68								
154	H	Eastern Wash.	85 71	320	H	Southern Utah	74 51								
289	H	Sacramento St.	101 66	154	A	Eastern Wash.	64 71								
133	H	Portland St.	61 60	133	A	Portland St.	101 90								

Non-Div I Games: Eastern Ore. 84 70

Idaho

Average RPI Win: 233

Average RPI Loss: 142

WON-LOST
RECORDWINNING
PCT. RANKLAST 10
GAMESSTRENGTH OF
SCHEDULEOPP. STRENGTH
OF SCHEDULETEAM
RPIADJ.
RPICONF.
RPIADJ CONF.
RPI

DIV. I ONLY	16- 8	78	8- 2	320	139	129	129	19	19
DIV. I NON-CONF.	6- 3	87	0- 0	314	150	118	118	13	13
<hr/>									
TOTALS	RPI 1-25	RPI 26-50	W-L RECORDS	RPI 51-100	RPI 101-999	RPI 201+			
16- 8	0- 0	0- 2	OVERALL	0- 1	16- 5	9- 2			
6- 2	0- 0	0- 1	HOME	0- 0	6- 1	4- 0			
10- 6	0- 0	0- 0	AWAY	0- 0	10- 0	5- 0			
0- 0	0- 0	0- 0	NEUTRAL	0- 0	0- 0	0- 0			
6- 3	0- 0	0- 0	NON-CONFERENCE	0- 1	6- 2	4- 1			
1- 0	0- 0	0- 0	HOME	0- 0	1- 0	1- 0			
5- 3	0- 0	0- 0	AWAY	0- 1	5- 2	3- 1			
0- 0	0- 0	0- 0	NEUTRAL	0- 0	0- 0	0- 0			
10- 5	0- 0	0- 2	CONFERENCE	0- 0	10- 3	5- 1			
5- 2	0- 0	0- 1	HOME	0- 0	5- 1	3- 0			
5- 3	0- 0	0- 1	AWAY	0- 0	5- 2	2- 1			
0- 0	0- 0	0- 0	NEUTRAL	0- 0	0- 0	0- 0			

RPI 1-25				RPI 26-50				RPI 51-100				RPI 101+ Team's RPI: 129			
RPI	S	Opponent	Score	RPI	S	Opponent	Score	RPI	S	Opponent	Score	RPI	S	Opponent	Score
				36	A	Northern Colo.	52 75	66	A	Wyoming	53 61	103	A	Washington St.	55 72
				36	H	Northern Colo.	57 63					133	A	Portland St.	88 59
												133	H	Portland St.	72 64
												137	A	Idaho	62 52
												169	A	North Dakota	68 55
												169	H	North Dakota	57 46
												171	A	Weber St.	73 84
												171	H	Weber St.	70 76
												192	A	Washington	79 59
												195	A	UC Irvine	78 72
												232	A	Seattle U	74 69
												234	A	Pepperdine	74 80
												235	A	Hawaii	64 62
												289	A	Sacramento St.	85 71
												289	H	Sacramento St.	83 71
												298	H	Utah St.	64 44
												303	A	Northern Ariz.	75 55
												303	H	Northern Ariz.	76 59
												320	A	Southern Utah	70 76
												320	H	Southern Utah	66 39
												326	A	Utah Valley	70 58
<hr/>															
LAST 12 Division I GAMES:															
				137	A	Idaho	62 52	303	H	Northern Ariz.	76 59				
				133	H	Portland St.	72 64	171	A	Weber St.	73 84				
				289	H	Sacramento St.	83 71	289	A	Sacramento St.	85 71				
				169	A	North Dakota	68 55	133	A	Portland St.	88 59				
				36	A	Northern Colo.	52 75	36	H	Northern Colo.	57 63				
				320	H	Southern Utah	66 39	169	H	North Dakota	57 46				

Non-Div I Games: Westminster (UT) 83 45 Col. of Idaho 89 32

Idaho St.

■ Loss,
 ■ Non-Conf,
 ■ S Site,
 ■ Home
 ■ A Away
 N Neutral

Average RPI Win:	267	WON-LOST	WINNING	LAST 10	STRENGTH OF	OPP. STRENGTH	TEAM	ADJ.	CONF.	ADJ CONF.
Average RPI Loss:	176	RECORD	PCT. RANK	GAMES	SCHEDULE	OF SCHEDULE	RPI	RPI	RPI	RPI
DIV. I ONLY	6- 20	309	1- 9	289	217	325	325	11	11	
DIV. I NON-CONF.	5- 4	146	0- 0	347	347	320	320	14	14	
TOTALS	RPI 1-25	RPI 26-50	W-L RECORDS	RPI 51-100	RPI 101-999	RPI 201+				
6- 20	0- 2	0- 0	OVERALL	0- 3	6- 15	5- 9				
5- 9	0- 1	0- 0	HOME	0- 1	5- 7	4- 4				
1- 11	0- 1	0- 0	AWAY	0- 2	1- 8	1- 5				
0- 0	0- 0	0- 0	NEUTRAL	0- 0	0- 0	0- 0				
5- 4	0- 0	0- 0	NON-CONFERENCE	0- 0	5- 4	4- 4				
4- 2	0- 0	0- 0	HOME	0- 0	4- 2	3- 2				
1- 2	0- 0	0- 0	AWAY	0- 0	1- 2	1- 2				
0- 0	0- 0	0- 0	NEUTRAL	0- 0	0- 0	0- 0				
1- 16	0- 2	0- 0	CONFERENCE	0- 3	1- 11	1- 5				
1- 7	0- 1	0- 0	HOME	0- 1	1- 5	1- 2				
0- 9	0- 1	0- 0	AWAY	0- 2	0- 6	0- 3				
0- 0	0- 0	0- 0	NEUTRAL	0- 0	0- 0	0- 0				

RPI	S	Opponent	Score	RPI	S	Opponent	Score	RPI	S	Opponent	Score	RPI	S	Opponent	Score	Team's RPI: 325
16	A	Green Bay	36 65					80	A	IUPUI	43 68	104	A	Milwaukee	44 59	
16	H	Green Bay	37 66					80	H	IUPUI	46 82	104	H	Milwaukee	53 76	
								96	A	Wright St.	50 60	107	A	Cleveland St.	67 70	
												107	H	Cleveland St.	42 64	
												168	A	Youngstown St.	63 76	
												168	H	Youngstown St.	52 71	
												201	H	Eastern Mich.	73 70	
												208	H	North Texas	70 67	
												211	A	Oakland	78 95	
												211	H	Oakland	63 67	
												256	A	Northern Ky.	53 61	
												256	H	Northern Ky.	73 55	
												259	H	Indiana St.	55 46	
												262	A	Bradley	48 58	
												284	H	Santa Clara	36 45	
												302	A	Loyola Chicago	55 57	
												308	H	Jackson St.	63 76	
												322	A	Detroit Mercy	60 73	
												322	H	Detroit Mercy	58 61	
												328	A	Fort Wayne	67 51	
												349	H	Evansville	96 77	
LAST 12 Division I GAMES:																
256	H	Northern Ky.	73 55	80	A	IUPUI	43 68									
16	H	Green Bay	37 66	104	A	Milwaukee	44 59									
211	A	Oakland	78 95	16	A	Green Bay	36 65									
322	A	Detroit Mercy	60 73	256	A	Northern Ky.	53 61									
168	H	Youngstown St.	52 71	96	A	Wright St.	50 60									
107	H	Cleveland St.	42 64	104	H	Milwaukee	53 76									

Non-Div I Games: Bethel (IN) 66 46 Ind.-Northwest 74 56

Average RPI Win:	255	WON-LOST	WINNING	LAST 10	STRENGTH OF	OPP. STRENGTH	TEAM	ADJ.	CONF.	ADJ CONF.
Average RPI Loss:	72	RECORD	PCT. RANK	GAMES	SCHEDULE	OF SCHEDULE	RPI	RPI	RPI	RPI
DIV. I ONLY	9- 20	270	0- 10	102	70	221	221	3	3	
DIV. I NON-CONF.	9- 5	99	0- 0	234	235	148	148	4	4	

TOTALS	RPI 1-25	RPI 26-50	W-L RECORDS	RPI 51-100	RPI 101-999	RPI 201+				
9- 20	0- 4	0- 4	OVERALL	0- 8	9- 4	7- 0				
6- 9	0- 2	0- 1	HOME	0- 3	6- 3	6- 0				
1- 11	0- 2	0- 3	AWAY	0- 5	1- 1	1- 0				
2- 0	0- 0	0- 0	NEUTRAL	0- 0	2- 0	0- 0				
9- 5	0- 1	0- 0	NON-CONFERENCE	0- 3	9- 1	7- 0				
6- 2	0- 0	0- 0	HOME	0- 1	6- 1	6- 0				
1- 3	0- 1	0- 0	AWAY	0- 2	1- 0	1- 0				
2- 0	0- 0	0- 0	NEUTRAL	0- 0	2- 0	0- 0				
0- 15	0- 3	0- 4	CONFERENCE	0- 5	0- 3	0- 0				
0- 7	0- 2	0- 1	HOME	0- 2	0- 2	0- 0				
0- 8	0- 1	0- 3	AWAY	0- 3	0- 1	0- 0				
0- 0	0- 0	0- 0	NEUTRAL	0- 0	0- 0	0- 0				

RPI 1-25				RPI 26-50				RPI 51-100				RPI 101+ Team's RPI: 221			
RPI	S	Opponent	Score	RPI	S	Opponent	Score	RPI	S	Opponent	Score	RPI	S	Opponent	Score
7	H	Ohio St.	69 88	33	A	Rutgers	37 76	52	A	Indiana	54 70	111	H	Western Ill.	67 77
17	A	Missouri	55 72	38	A	Michigan	42 86	54	A	FGCU	61 85	138	N	Wichita St.	68 67
18	H	Iowa	71 84	44	A	Purdue	51 64	61	A	Nebraska	47 62	181	A	Northwestern	61 68
22	A	Maryland	65 100	44	H	Purdue	54 73	61	H	Nebraska	72 80	181	H	Northwestern	59 74
								70	H	Michigan St.	55 67	189	H	Wisconsin	61 70
								74	H	Virginia Tech	49 96	195	N	UC Irvine	65 59
								83	A	Penn St.	59 68	203	A	Memphis	63 47
								93	A	New Mexico	68 97	240	H	Austin Peay	59 47
												259	H	Indiana St.	81 52
												262	H	Bradley	74 62
												322	H	Detroit Mercy	73 65
												328	H	Fort Wayne	64 50
												345	H	Chicago St.	66 56

LAST 12 Division I GAMES:															
44	A	Purdue	51 64	189	H	Wisconsin	61 70								
181	A	Northwestern	61 68	83	A	Penn St.	59 68								
7	H	Ohio St.	69 88	38	A	Michigan	42 86								
52	A	Indiana	54 70	70	H	Michigan St.	55 67								
44	H	Purdue	54 73	61	H	Nebraska	72 80								
61	A	Nebraska	47 62	18	H	Iowa	71 84								

Non-Div I Games:

Illinois

Average RPI Win:	245	WON-LOST	WINNING	LAST 10	STRENGTH OF	OPP. STRENGTH	TEAM	ADJ.	CONF.	ADJ CONF.
Average RPI Loss:	164	RECORD	PCT. RANK	GAMES	SCHEDULE	OF SCHEDULE	RPI	RPI	RPI	RPI
DIV. I ONLY	13- 14	187	5- 5	301	231	252	252	24	24	
DIV. I NON-CONF.	6- 5	153	0- 0	224	191	188	188	21	21	
TOTALS	RPI 1-25	RPI 26-50	W-L RECORDS	RPI 51-100	RPI 101-999	RPI 201+				
13- 14	0- 0	0- 0	OVERALL	0- 3	13- 11	8- 5				
9- 6	0- 0	0- 0	HOME	0- 2	9- 4	6- 1				
3- 8	0- 0	0- 0	AWAY	0- 0	3- 1	2- 1				
1- 0	0- 0	0- 0	NEUTRAL	0- 0	1- 0	0- 0				
6- 5	0- 0	0- 0	NON-CONFERENCE	0- 0	6- 5	3- 1				
4- 2	0- 0	0- 0	HOME	0- 0	4- 2	2- 0				
1- 3	0- 0	0- 0	AWAY	0- 0	1- 3	1- 1				
1- 0	0- 0	0- 0	NEUTRAL	0- 0	1- 0	0- 0				
7- 9	0- 0	0- 0	CONFERENCE	0- 3	7- 6	5- 4				
5- 4	0- 0	0- 0	HOME	0- 2	5- 2	4- 1				
2- 5	0- 0	0- 0	AWAY	0- 1	2- 4	1- 3				
0- 0	0- 0	0- 0	NEUTRAL	0- 0	0- 0	0- 0				

RPI S Opponent	Score	RPI S Opponent	Score	RPI S Opponent	Score	RPI S Opponent	Score	Team's RPI: 252
				78 H Drake	58 65	101 A George Mason	37 56	
				94 A Missouri St.	58 75	104 A Milwaukee	59 61	
				94 H Missouri St.	50 56	105 H Butler	45 56	
						107 H Cleveland St.	47 56	
						132 N Northeastern	65 55	
						141 A UNI	48 66	
						141 H UNI	36 58	
						143 H SIUE	62 47	
						159 A Southern Ill.	39 36	
						159 H Southern Ill.	49 46	
						201 H Eastern Mich.	65 56	
						211 A Oakland	43 64	
						256 H Northern Ky.	49 37	
						259 A Indiana St.	49 52	
						259 H Indiana St.	63 53	
						262 H Bradley	42 62	
						276 H UMKC	64 53	
						300 A Valparaiso	50 56	
						300 H Valparaiso	63 55	
						302 A Loyola Chicago	59 62	
						302 H Loyola Chicago	57 49	
						305 A Long Beach St.	59 51	
						349 A Evansville	67 43	
						349 H Evansville	70 44	
LAST 12 Division I GAMES:								
141 A UNI	48 66	302 H Loyola Chicago	57 49					
349 H Evansville	70 44	141 H UNI	36 58					
259 H Indiana St.	63 53	78 H Drake	58 65					
94 A Missouri St.	58 75	259 A Indiana St.	49 52					
159 A Southern Ill.	39 36	349 A Evansville	67 43					
300 H Valparaiso	63 55	159 H Southern Ill.	49 46					

Non-Div I Games:

Illinois St.

Average RPI		Win: 303	WON-LOST RECORD	WINNING PCT. RANK	LAST 10 GAMES	STRENGTH OF SCHEDULE	OPP. STRENGTH OF SCHEDULE	TEAM RPI	ADJ. RPI	CONF. RPI	ADJ. CONF. RPI
Loss: 169											
DIV. I ONLY		3- 22	332	1- 9		124	334	304	304	26	26
DIV. I NON-CONF.		0- 10	337	0- 0		26	290	277	277	26	26
TOTALS		RPI 1-25		RPI 26-50		W-L RECORDS		RPI 51-100	RPI 101-999		RPI 201+
3- 22	0- 0		0- 0		OVERALL	0- 5		3- 17		3- 9	
1- 10	0- 0		0- 0		HOME	0- 1		1- 9		1- 5	
2- 12	0- 0		0- 0		AWAY	0- 0		2- 2		2- 1	
0- 0	0- 0		0- 0		NEUTRAL	0- 0		0- 0		0- 0	
0- 10	0- 0		0- 0		NON-CONFERENCE	0- 5		0- 5		0- 2	
0- 3	0- 0		0- 0		HOME	0- 1		0- 2		0- 1	
0- 7	0- 0		0- 0		AWAY	0- 4		0- 3		0- 1	
0- 0	0- 0		0- 0		NEUTRAL	0- 0		0- 0		0- 0	
3- 12	0- 0		0- 0		CONFERENCE	0- 0		3- 12		3- 7	
1- 7	0- 0		0- 0		HOME	0- 0		1- 7		1- 4	
2- 5	0- 0		0- 0		AWAY	0- 0		2- 5		2- 3	
0- 0	0- 0		0- 0		NEUTRAL	0- 0		0- 0		0- 0	

RPI 1-25				RPI 26-50				RPI 51-100				RPI 101+ Team's RPI: 304			
RPI	S	Opponent	Score	RPI	S	Opponent	Score	RPI	S	Opponent	Score	RPI	S	Opponent	Score
								55	A	Houston	67 98	109	A	SFA	49 60
								56	H	South Dakota	51 81	109	H	SFA	50 75
								67	A	Oklahoma St.	35 86	116	A	Lamar University	54 77
								91	A	Rice	43 60	116	H	Lamar University	47 71
								99	A	Utah	31 90	127	H	Central Ark.	35 57
												135	H	Texas St.	33 74
												165	A	UT Arlington	48 61
												171	A	Weber St.	55 79
												224	H	A&M-Corpus Christi	58 62
												226	A	Abilene Christian	56 58
												229	A	New Orleans	50 52
												229	H	New Orleans	45 72
												230	A	Texas Tech	54 80
												237	H	Nicholls St.	64 62
												270	H	Massachusetts	45 64
												280	H	McNeese	57 66
												291	A	Southeastern La.	54 65
												323	H	Houston Baptist	56 58
												332	A	Northwestern St.	57 53
												339	A	Sam Houston St.	56 49
LAST 12 Division I GAMES:															
				332	A	Northwestern St.	57 53	229	H	New Orleans	45 72				
				109	H	SFA	50 75	323	H	Houston Baptist	56 58				
				116	H	Lamar University	47 71	229	A	New Orleans	50 52				
				226	A	Abilene Christian	56 58	116	A	Lamar University	54 77				
				291	A	Southeastern La.	54 65	109	A	SFA	49 60				
				224	H	A&M-Corpus Christi	58 62	127	H	Central Ark.	35 57				

Non-Div I Games: Mary Hardin-Baylor 76 58

Incarnate Word

■ Loss, ■ Non-Conf, S Site, H Home A Away N Neutral

Indiana

Indiana

I n d i a n a

Average RPI Win: 291	WON-LOST RECORD	WINNING PCT. RANK	LAST 10 GAMES	STRENGTH OF SCHEDULE	OPP. STRENGTH OF SCHEDULE	TEAM RPI	ADJ. RPI	CONF. RPI	ADJ CONF. RPI
Average RPI Loss: 138									
DIV. I ONLY	9- 16	245	7- 3	214	242	259	259	24	24
DIV. I NON-CONF.	1- 9	318	0- 0	122	143	288	288	21	21

TOTALS	RPI 1-25	RPI 26-50	W-L RECORDS	RPI 51-100	RPI 101-999	RPI 201+			
9- 16	0- 0	0- 1	OVERALL	0- 6	9- 9	9- 4			
4- 9	0- 0	0- 1	HOME	0- 3	4- 5	4- 1			
4- 6	0- 0	0- 0	AWAY	0- 2	4- 4	4- 3			
1- 1	0- 0	0- 0	NEUTRAL	0- 1	1- 0	1- 0			
1- 9	0- 0	0- 1	NON-CONFERENCE	0- 3	1- 5	1- 3			
0- 5	0- 0	0- 1	HOME	0- 1	0- 3	0- 1			
0- 3	0- 0	0- 0	AWAY	0- 1	0- 2	0- 2			
1- 1	0- 0	0- 0	NEUTRAL	0- 1	1- 0	1- 0			
8- 7	0- 0	0- 0	CONFERENCE	0- 3	8- 4	8- 1			
4- 4	0- 0	0- 0	HOME	0- 2	4- 2	4- 0			
4- 3	0- 0	0- 0	AWAY	0- 1	4- 2	4- 1			
0- 0	0- 0	0- 0	NEUTRAL	0- 0	0- 0	0- 0			

RPI S Opponent	Score	RPI S Opponent	Score	RPI S Opponent	Score	RPI S Opponent	Score	Team's RPI: 259
		27 H Central Mich.	67 77	56 N South Dakota	59 71	105 H Butler	51 60	
				78 A Drake	64 85	131 H Saint Louis	59 60	
				78 H Drake	51 84	141 A UNI	53 59	
				80 A IUPUI	57 86	141 H UNI	46 56	
				87 H Miami (OH)	56 68	159 H Southern Ill.	45 64	
				94 H Missouri St.	63 77	221 A Illinois	52 81	
						225 H Fla. Atlantic	58 66	
						244 N Montana	57 45	
						252 A Illinois St.	53 63	
						252 H Illinois St.	52 49	
						262 A Bradley	74 70	
						262 H Bradley	65 50	
						300 A Valparaiso	67 54	
						300 H Valparaiso	64 46	
						302 A Loyola Chicago	73 65	
						325 A Ill.-Chicago	46 55	
						349 A Evansville	66 57	
						349 H Evansville	56 48	
LAST 12 Division I GAMES:								
300 H Valparaiso	64 46	300 A Valparaiso	67 54					
262 A Bradley	74 70	302 A Loyola Chicago	73 65					
252 A Illinois St.	53 63	252 H Illinois St.	52 49					
78 H Drake	51 84	262 H Bradley	65 50					
141 H UNI	46 56	141 A UNI	53 59					
349 A Evansville	66 57	78 A Drake	64 85					

Non-Div I Games: Missouri S&T 84 51

Indiana St.

Average RPI Win:	348	WON-LOST	WINNING	LAST 10	STRENGTH OF	OPP. STRENGTH	TEAM	ADJ.	CONF.	ADJ CONF.
Average RPI Loss:	189	RECORD	PCT. RANK	GAMES	SCHEDULE	OF SCHEDULE	RPI	RPI	RPI	RPI
DIV. I ONLY	2- 26	344	2- 8	222	280	335	335	28	28	
DIV. I NON-CONF.	0- 11	337	0- 0	112	204	324	324	25	25	

TOTALS	RPI 1-25	RPI 26-50	W-L RECORDS	RPI 51-100	RPI 101-999	RPI 201+				
2- 26	0- 0	0- 2	OVERALL	0- 4	2- 20	2- 12				
1- 13	0- 0	0- 1	HOME	0- 1	1- 11	1- 6				
1- 13	0- 0	0- 1	AWAY	0- 3	1- 9	1- 6				
0- 0	0- 0	0- 0	NEUTRAL	0- 0	0- 0	0- 0				
0- 11	0- 0	0- 0	NON-CONFERENCE	0- 4	0- 7	0- 3				
0- 5	0- 0	0- 0	HOME	0- 1	0- 4	0- 1				
0- 6	0- 0	0- 0	AWAY	0- 3	0- 3	0- 2				
0- 0	0- 0	0- 0	NEUTRAL	0- 0	0- 0	0- 0				
2- 15	0- 0	0- 2	CONFERENCE	0- 0	2- 13	2- 9				
1- 8	0- 0	0- 1	HOME	0- 0	1- 7	1- 5				
1- 7	0- 0	0- 1	AWAY	0- 0	1- 6	1- 4				
0- 0	0- 0	0- 0	NEUTRAL	0- 0	0- 0	0- 0				

RPI	S	Opponent	Score	RPI	S	Opponent	Score	RPI	S	Opponent	Score	RPI	S	Opponent	Score
40	A	Qui nni pi ac	47 90	59	A	Fordham	48 78	106	H	Bucknel l	53 60				
40	H	Qui nni pi ac	38 74	63	H	Tol edo	57 74	140	H	Kansas	58 72				
				73	A	Duquesne	59 80	158	A	Marist	55 75				
				98	A	Jacksonville	62 71	158	H	Marist	45 55				
								182	A	Stony Brook	46 63				
								191	A	Si ena	51 64				
								191	H	Si ena	48 70				
								193	H	Temple	54 59				
								239	H	Hofstra	43 68				
								246	A	Ni agara	59 73				
								248	A	Manhattan	63 67				
								248	H	Manhattan	48 57				
								259	H	Fairfi eld	68 78				
								267	A	St. Franci s Brookl yn	63 72				
								273	A	Ri der	53 80				
								273	H	Ri der	49 62				
								278	A	Ari zona	58 71				
								285	H	Canis us	49 53				
								299	A	Monmouth	56 68				
								299	H	Monmouth	56 62				
								348	A	Saint Peter's	55 31				
								348	H	Saint Peter's	52 42				
LAST 12 Division I GAMES:															
158	H	Marist	45 55	158	A	Marist	55 75								
248	H	Manhattan	48 57	348	H	Saint Peter's	52 42								
348	A	Saint Peter's	55 31	273	H	Ri der	49 62								
273	A	Ri der	53 80	299	A	Monmouth	56 68								
259	H	Fairfi eld	68 78	191	H	Si ena	48 70								
40	A	Qui nni pi ac	47 90	248	A	Manhattan	63 67								

Non-Div I Games:

Iona

Average RPI Win: 121		WON-LOST	WINNING	LAST 10	STRENGTH OF		OPP. STRENGTH	TEAM	ADJ.	CONF.	ADJ CONF.
Average RPI Loss: 40		RECORD	PCT. RANK	GAMES	SCHEDULE		OF SCHEDULE	RPI	RPI	RPI	RPI
DIV. I ONLY		22- 6	33	7- 3	22		57	18	18	3	3
DIV. I NON-CONF.		12- 1	6	0- 0	39		79	11	11	4	4

TOTALS		RPI 1-25		RPI 26-50	W-L RECORDS		RPI 51-100	RPI 101-999		RPI 201+	
22- 6	1- 2		6- 2	OVERALL		3- 2	12- 0		3- 0		
12- 3	1- 1		4- 1	HOME		2- 1	5- 0		1- 0		
7- 3	0- 1		1- 1	AWAY		1- 1	5- 0		1- 0		
3- 0	0- 0		1- 0	NEUTRAL		0- 0	2- 0		1- 0		
12- 1	0- 1		3- 0	NON-CONFERENCE		1- 0	8- 0		2- 0		
7- 1	0- 1		2- 0	HOME		1- 0	4- 0		1- 0		
2- 0	0- 0		0- 0	AWAY		0- 0	2- 0		0- 0		
3- 0	0- 0		1- 0	NEUTRAL		0- 0	2- 0		1- 0		
10- 5	1- 1		3- 2	CONFERENCE		2- 2	4- 0		1- 0		
5- 2	1- 0		2- 1	HOME		1- 1	1- 0		0- 0		
5- 3	0- 1		1- 1	AWAY		1- 1	3- 0		1- 0		
0- 0	0- 0		0- 0	NEUTRAL		0- 0	0- 0		0- 0		

RPI	S	Opponent	Score	RPI	S	Opponent	Score	RPI	S	Opponent	Score	RPI	S	Opponent	Score
7	H	Ohio St.	103 89	33	A	Rutgers	77 67	61	A	Nebraska	65 74	110	H	Western Mi ch.	79 56
8	H	Florida St.	93 94	38	H	Michigan	82 72	61	H	Nebraska	74 92	118	A	Iowa St.	61 55
22	A	Maryland	64 80	40	H	Quinnipiac	83 67	70	A	Michigan St.	71 68	126	H	Northern Ill.	105 80
				42	H	Western Ky.	104 97	78	H	Drake	79 66	139	N	Charlotte	77 64
				44	H	Purdue	70 76	83	H	Penn St.	80 76	141	A	UNI	71 47
				45	A	Minnesota	72 77					157	H	Samford	80 59
				45	H	Minnesota	92 84					181	A	Northwestern	70 61
				50	N	Elon	74 61					189	A	Wisconsin	56 46
												189	H	Wisconsin	88 61
												221	A	Illinois	84 71
												258	N	Morgan St.	90 46
												338	H	Ark.-Pine Bluff	85 45

LAST 12 Division I GAMES:															
33	A	Rutgers	77 67	61	H	Nebraska	74 92	7	H	Ohio St.	103 89				
189	H	Wisconsin	88 61	45	A	Minnesota	72 77								
181	A	Northwestern	70 61	61	A	Nebraska	65 74								
83	H	Penn St.	80 76	44	H	Purdue	70 76								
45	H	Minnesota	92 84	221	A	Illinois	84 71								
70	A	Michigan St.	71 68												

Non-Div I Games:

Iowa

Average RPI Win: 174

Average RPI Loss: 55

WON-LOST
RECORDWINNING
PCT. RANKLAST 10
GAMESSTRENGTH OF
SCHEDULEOPP. STRENGTH
OF SCHEDULETEAM
RPIADJ.
RPICONF.
RPIADJ CONF.
RPIDIV. I ONLY
DIV. I NON-CONF.12- 15
6- 5204
1534- 6
0- 049
15825
68118
149118
1494
54
5

TOTALS

RPI 1-25

RPI 26-50

W-L RECORDS

RPI 51-100

RPI 101-999

RPI 201+

12- 15

0- 6

0- 1

OVERALL

4- 6

8- 2

6- 0

7- 7

0- 3

0- 0

HOME

1- 4

6- 0

5- 0

4- 7

0- 3

0- 0

AWAY

3- 2

1- 2

1- 0

1- 1

0- 0

0- 1

NEUTRAL

0- 0

1- 0

0- 0

6- 5

0- 1

0- 1

NON-CONFERENCE

1- 1

5- 2

4- 0

5- 1

0- 1

0- 0

HOME

1- 0

4- 0

4- 0

0- 3

0- 0

0- 0

AWAY

0- 1

0- 2

0- 0

1- 1

0- 0

0- 1

NEUTRAL

0- 0

1- 0

0- 0

6- 10

0- 5

0- 0

CONFERENCE

3- 5

3- 0

2- 0

2- 6

0- 2

0- 0

HOME

0- 4

2- 0

1- 0

4- 4

0- 3

0- 0

AWAY

3- 1

1- 0

1- 0

0- 0

0- 0

0- 0

NEUTRAL

0- 0

0- 0

0- 0

RPI 1-25

RPI 26-50

RPI 51-100

RPI 101+

Team's RPI: 118

RPI	S	Opponent	Score
5	A	Bayl or	49 89
5	H	Bayl or	50 79
11	A	Texas	55 87
18	H	Iowa	55 61
24	A	Okl ahoma	71 80
24	H	Okl ahoma	69 74

RPI	S	Opponent	Score
27	N	Central Mich.	60 81

RPI	S	Opponent	Score
56	H	South Dakota	81 76
64	A	West Vi rgin i a	49 57
64	H	West Vi rgin i a	59 69
67	A	Okl ahoma St.	78 69
67	H	Okl ahoma St.	73 81
72	A	TCU	66 63
72	H	TCU	52 75
78	A	Drake	80 83
90	A	Kansas St.	80 45
90	H	Kansas St.	60 67

RPI	S	Opponent	Score
120	N	Tulane	67 64
134	A	Vanderbi l t	74 77
140	H	Kansas	71 69
141	A	UNI	53 57
230	A	Texas Tech	66 54
230	H	Texas Tech	69 57
237	H	Ni chol l s St.	75 47
238	H	UC Ri versi de	89 66
276	H	UMKC	61 45
330	H	N. C. Central	99 58

LAST 12 Division I GAMES:

24	A	Okl ahoma	71 80	11	A	Texas	55 87
230	H	Texas Tech	69 57	67	A	Okl ahoma St.	78 69
72	A	TCU	66 63	64	H	West Vi rgin i a	59 69
67	H	Okl ahoma St.	73 81	5	H	Bayl or	50 79
90	A	Kansas St.	80 45	230	A	Texas Tech	66 54
72	H	TCU	52 75	90	H	Kansas St.	60 67

Non-Div I Games:

Iowa St.

Loss,
 Non-Conf,
 S Site,
 H Home
A Away
 N Neutral

Average RPI Win: 301

Average RPI Loss: 246

WON-LOST
RECORDWINNING
PCT. RANKLAST 10
GAMESSTRENGTH OF
SCHEDULEOPP. STRENGTH
OF SCHEDULETEAM
RPIADJ.
RPICONF.
RPIADJ CONF.
RPIDIV. I ONLY
DIV. I NON-CONF.9- 10
2- 3195
2144- 6
0- 0349
349348
306308
344308
34432
3232
32

TOTALS

RPI 1-25

RPI 26-50

W-L RECORDS

RPI 51-100

RPI 101-999

RPI 201+

9- 10

0- 0

0- 0

OVERALL

0- 0

9- 10

9- 8

5- 3

0- 0

0- 0

HOME

0- 0

5- 3

5- 2

4- 7

0- 0

0- 0

AWAY

0- 0

4- 0

4- 0

0- 0

0- 0

0- 0

NEUTRAL

0- 0

0- 0

0- 0

2- 3

0- 0

0- 0

NON-CONFERENCE

0- 0

2- 3

2- 3

0- 1

0- 0

0- 0

HOME

0- 0

0- 1

0- 1

2- 2

0- 0

0- 0

AWAY

0- 0

2- 2

2- 2

0- 0

0- 0

0- 0

NEUTRAL

0- 0

0- 0

0- 0

7- 7

0- 0

0- 0

CONFERENCE

0- 0

7- 7

7- 5

5- 2

0- 0

0- 0

HOME

0- 0

5- 2

5- 1

2- 5

0- 0

0- 0

AWAY

0- 0

2- 5

2- 4

0- 0

0- 0

0- 0

NEUTRAL

0- 0

0- 0

0- 0

RPI 1-25

RPI 26-50

RPI 51-100

RPI 101+

Team's RPI: 308

RPI S Opponent Score

RPI S Opponent Score

RPI S Opponent Score

RPI S Opponent Score

186 A Southern U. 76 86

186 H Southern U. 58 68

203 A Memphis 53 64

227 A Grambling 89 93

227 H Grambling 82 70

237 H Nicholls St. 64 90

241 A Texas Southern 66 71

241 H Texas Southern 74 77

257 A Prairie View 73 85

257 H Prairie View 70 61

295 A Alcorn 74 51

295 H Alcorn 94 69

306 H Alabama St. 70 61

318 H Alabama A&M 59 43

325 A Ill. -Chicago 76 63

338 A Ark. -Pine Bluff 60 54

339 A Sam Houston St. 68 74

341 A Mississippi Val. 61 72

345 A Chicago St. 87 69

LAST 12 Division I GAMES:

227 A Grambling 89 93 341 A Mississippi Val. 61 72

257 A Prairie View 73 85 227 H Grambling 82 70

241 A Texas Southern 66 71 257 H Prairie View 70 61

186 H Southern U. 58 68 241 H Texas Southern 74 77

295 H Alcorn 94 69 186 A Southern U. 76 86

338 A Ark. -Pine Bluff 60 54 295 A Alcorn 74 51

Non-Div I Games:

Philerander Smith

88 56

Millsaps

79 41

LSU-Shreveport

85 86

Spring Hill

77 50

Jackson St.

Loss, Non-Conf, S Site, H Home A Away N Neutral

Average RPI Win:	262	WON-LOST	WINNING	LAST 10	STRENGTH OF	OPP. STRENGTH	TEAM	ADJ.	CONF.	ADJ CONF.
Average RPI Loss:	78	RECORD	PCT. RANK	GAMES	SCHEDULE	OF SCHEDULE	RPI	RPI	RPI	RPI
DIV. I ONLY	18- 7	57	8- 2	270	227	98	98	23	23	
DIV. I NON-CONF.	7- 5	132	0- 0	210	181	106	106	22	22	

TOTALS	RPI 1-25	RPI 26-50	W-L RECORDS	RPI 51-100	RPI 101-999	RPI 201+				
18- 7	0- 2	0- 0	OVERALL	0- 3	18- 2	14- 0				
8- 1	0- 0	0- 0	HOME	0- 1	8- 0	7- 0				
9- 6	0- 2	0- 0	AWAY	0- 2	9- 2	6- 0				
1- 0	0- 0	0- 0	NEUTRAL	0- 0	1- 0	1- 0				
7- 5	0- 2	0- 0	NON-CONFERENCE	0- 1	7- 2	5- 0				
3- 0	0- 0	0- 0	HOME	0- 0	3- 0	3- 0				
3- 5	0- 2	0- 0	AWAY	0- 1	3- 2	1- 0				
1- 0	0- 0	0- 0	NEUTRAL	0- 0	1- 0	1- 0				
11- 2	0- 0	0- 0	CONFERENCE	0- 2	11- 0	9- 0				
5- 1	0- 0	0- 0	HOME	0- 1	5- 0	4- 0				
6- 1	0- 0	0- 0	AWAY	0- 1	6- 0	5- 0				
0- 0	0- 0	0- 0	NEUTRAL	0- 0	0- 0	0- 0				

RPI 1-25				RPI 26-50				RPI 51-100 Team's RPI: 98				RPI 101+			
RPI	S	Opponent	Score	RPI	S	Opponent	Score	RPI	S	Opponent	Score	RPI	S	Opponent	Score
8	A	Florida St.	50 82					54	A	FGCU	58 63	114	A	Bethune-Cookman	68 58
21	A	NC State	44 64					54	H	FGCU	63 65	150	A	South Ala.	60 58
								85	A	Alabama	60 75	160	A	Troy	88 89
												162	A	Florida	59 69
												180	A	Stetson	61 54
												180	H	Stetson	73 63
												237	A	Nicholls St.	69 61
												251	A	North Florida	66 48
												256	N	Northern Ky.	61 49
												261	A	Lipscomb	70 63
												261	H	Lipscomb	70 48
												292	A	USC Upstate	71 45
												292	H	USC Upstate	65 49
												293	A	Kennesaw St.	67 49
												293	H	Kennesaw St.	84 49
												299	H	Monmouth	74 65
												335	H	Iona	71 62
												336	A	NJIT	88 58
												336	H	NJIT	73 53
												343	H	Savannah St.	74 46
LAST 12 Division I GAMES:															
336	H	NJIT	73 53	180	H	Stetson	73 63								
292	H	USC Upstate	65 49	54	A	FGCU	58 63								
261	A	Lipscomb	70 63	292	A	USC Upstate	71 45								
293	A	Kennesaw St.	67 49	336	A	NJIT	88 58								
180	A	Stetson	61 54	293	H	Kennesaw St.	84 49								
54	H	FGCU	63 65	261	H	Lipscomb	70 48								

Non-Div I Games: Flagler 79 52 Edward Waters 79 58 Webber Int'l 64 43

Jacksonville

Average RPI Win:	269	WON-LOST	WINNING	LAST 10	STRENGTH OF	OPP. STRENGTH	TEAM	ADJ.	CONF.	ADJ CONF.
Average RPI Loss:	161	RECORD	PCT. RANK	GAMES	SCHEDULE	OF SCHEDULE	RPI	RPI	RPI	RPI
DIV. I ONLY	15- 11	130	5- 5	253	309	179	179	25	25	
DIV. I NON-CONF.	4- 5	202	0- 0	252	207	212	212	27	27	

TOTALS	RPI 1-25	RPI 26-50	W-L RECORDS	RPI 51-100	RPI 101-999	RPI 201+				
15- 11	0- 1	0- 0	OVERALL	0- 3	15- 7	12- 3				
8- 4	0- 1	0- 0	HOME	0- 1	8- 2	7- 1				
6- 7	0- 0	0- 0	AWAY	0- 2	6- 1	5- 0				
1- 0	0- 0	0- 0	NEUTRAL	0- 0	1- 0	0- 0				
4- 5	0- 1	0- 0	NON-CONFERENCE	0- 1	4- 3	3- 1				
2- 1	0- 1	0- 0	HOME	0- 0	2- 0	2- 0				
1- 4	0- 0	0- 0	AWAY	0- 1	1- 3	1- 1				
1- 0	0- 0	0- 0	NEUTRAL	0- 0	1- 0	0- 0				
11- 6	0- 0	0- 0	CONFERENCE	0- 2	11- 4	9- 2				
6- 3	0- 0	0- 0	HOME	0- 1	6- 2	5- 1				
5- 3	0- 0	0- 0	AWAY	0- 1	5- 2	4- 1				
0- 0	0- 0	0- 0	NEUTRAL	0- 0	0- 0	0- 0				

RPI 1-25				RPI 26-50				RPI 51-100				RPI 101+ Team's RPI: 179			
RPI	S	Opponent	Score	RPI	S	Opponent	Score	RPI	S	Opponent	Score	RPI	S	Opponent	Score
8	H	Florida St.	51 75					65	A	Bel mont	55 71	119	A	Seton Hall	54 73
								65	H	Bel mont	35 66	143	A	SIUE	41 65
								87	A	Mi ami (OH)	55 58	151	A	Clemson	45 53
												184	A	Morehead St.	67 65
												184	H	Morehead St.	70 64
												187	N	East Carolina	82 73
												197	H	UT Martin	57 61
												215	H	Southeast Mo. St.	55 48
												229	A	New Orleans	59 54
												240	A	Austin Peay	51 50
												240	H	Austin Peay	65 47
												294	A	Murray St.	59 55
												294	H	Murray St.	97 65
												309	A	Georgia St.	41 55
												312	H	Tennessee Tech	58 60
												314	A	Eastern Ky.	44 48
												314	H	Eastern Ky.	65 51
												318	H	Alabama A&M	49 33
												329	H	Rhode Island	63 53
												333	A	Tennessee St.	75 56
												333	H	Tennessee St.	62 61
												347	A	Eastern Ill.	59 50
LAST 12 Division I GAMES:															
				65	H	Belmont	35 66	347	A	Eastern Ill.	59 50				
				240	A	Austin Peay	51 50	215	H	Southeast Mo. St.	55 48				
				294	A	Murray St.	59 55	197	H	UT Martin	57 61				
				333	H	Tennessee St.	62 61	314	A	Eastern Ky.	44 48				
				312	H	Tennessee Tech	58 60	184	A	Morehead St.	67 65				
				143	A	SIUE	41 65	240	H	Austin Peay	65 47				

Non-Div I Games: Stillman 93 38 Brewton-Parker 103 44

Jacksonville St.

Loss,
Non-Conf, S Site,
H Home
A Away
N Neutral

Average RPI Win:	206	WON-LOST	WINNING	LAST 10	STRENGTH OF	OPP. STRENGTH	TEAM	ADJ.	CONF.	ADJ CONF.
Average RPI Loss:	48	RECORD	PCT. RANK	GAMES	SCHEDULE	OF SCHEDULE	RPI	RPI	RPI	RPI
DIV. I ONLY	18- 9	78	8- 2	83	104	71	71	10	10	
DIV. I NON-CONF.	4- 7	226	0- 0	57	25	164	164	11	11	

TOTALS	RPI 1-25	RPI 26-50	W-L RECORDS	RPI 51-100	RPI 101-999	RPI 201+				
18- 9	0- 2	2- 5	OVERALL	1- 1	15- 1	11- 0				
10- 3	0- 1	2- 1	HOME	1- 0	7- 1	6- 0				
8- 5	0- 1	0- 3	AWAY	0- 1	8- 0	5- 0				
0- 1	0- 0	0- 1	NEUTRAL	0- 0	0- 0	0- 0				
4- 7	0- 2	0- 3	NON-CONFERENCE	1- 1	3- 1	3- 0				
3- 3	0- 1	0- 1	HOME	1- 0	2- 1	2- 0				
1- 3	0- 1	0- 1	AWAY	0- 1	1- 0	1- 0				
0- 1	0- 0	0- 1	NEUTRAL	0- 0	0- 0	0- 0				
14- 2	0- 0	2- 2	CONFERENCE	0- 0	12- 0	8- 0				
7- 0	0- 0	2- 0	HOME	0- 0	5- 0	4- 0				
7- 2	0- 0	0- 2	AWAY	0- 0	7- 0	4- 0				
0- 0	0- 0	0- 0	NEUTRAL	0- 0	0- 0	0- 0				

RPI 1-25				RPI 26-50				RPI 51-100				RPI 101+			
RPI	S	Opponent	Score	RPI	S	Opponent	Score	RPI	S	Opponent	Score	RPI	S	Opponent	Score
8	H	Florida St.	63 79	28	N	Villanova	57 60	60	A	St. John's (NY)	64 81	117	A	Delaware	56 53
10	A	Tennessee	60 89	31	A	Dayton	54 82	89	H	Liberty	58 47	132	A	Northeastern	60 57
				33	H	Rutgers	63 76					132	H	Northeastern	72 43
				47	A	Drexel	71 73					160	A	William & Mary	86 41
				47	H	Drexel	56 48					164	H	Saint Joseph's	66 73
				50	A	Elon	43 50					239	A	Hofstra	55 42
				50	H	Elon	70 67					239	H	Hofstra	73 56
												255	A	UNCW	63 48
												255	H	UNCW	65 48
												266	A	Col. of Charleston	67 45
												266	H	Col. of Charleston	67 53
												274	A	Towson	64 55
												274	H	Towson	69 45
												287	H	Bryant	67 36
												290	A	Vermont	68 56
												334	H	Wagner	68 45

LAST 12 Division I GAMES:															
				47	A	Drexel	71 73	160	A	William & Mary	86 41				
				255	H	UNCW	65 48	266	H	Col. of Charleston	67 53				
				117	A	Delaware	56 53	239	H	Hofstra	73 56				
				274	A	Towson	64 55	255	A	UNCW	63 48				
				132	H	Northeastern	72 43	266	A	Col. of Charleston	67 45				
				50	A	Elon	43 50	50	H	Elon	70 67				

Non-Div I Games:

James Madison

Average RPI Win: 197

Average RPI Loss: 60

WON-LOST
RECORDWINNING
PCT. RANKLAST 10
GAMESSTRENGTH OF
SCHEDULEOPP. STRENGTH
OF SCHEDULETEAM
RPIADJ.
RPICONF.
RPIADJ CONF.
RPI

DIV. I ONLY	12- 15	204	1- 9	62	64	140	140	4	4
DIV. I NON-CONF.	9- 2	33	0- 0	225	258	95	95	5	5

TOTALS	RPI 1-25	RPI 26-50	W-L RECORDS	RPI 51-100	RPI 101-999	RPI 201+			
12- 15	0- 6	0- 0	OVERALL	3- 7	9- 2	7- 1			
10- 7	0- 3	0- 0	HOME	3- 3	7- 1	5- 1			
2- 8	0- 3	0- 0	AWAY	0- 4	2- 1	2- 0			
0- 0	0- 0	0- 0	NEUTRAL	0- 0	0- 0	0- 0			
9- 2	0- 0	0- 0	NON-CONFERENCE	1- 2	8- 0	6- 0			
8- 1	0- 0	0- 0	HOME	1- 1	7- 0	5- 0			
1- 1	0- 0	0- 0	AWAY	0- 1	1- 0	1- 0			
0- 0	0- 0	0- 0	NEUTRAL	0- 0	0- 0	0- 0			
3- 13	0- 6	0- 0	CONFERENCE	2- 5	1- 2	1- 1			
2- 6	0- 3	0- 0	HOME	2- 2	0- 1	0- 1			
1- 7	0- 3	0- 0	AWAY	0- 3	1- 1	1- 0			
0- 0	0- 0	0- 0	NEUTRAL	0- 0	0- 0	0- 0			

RPI 1-25				RPI 26-50				RPI 51-100				RPI 101+ Team's RPI: 140			
RPI	S	Opponent	Score	RPI	S	Opponent	Score	RPI	S	Opponent	Score	RPI	S	Opponent	Score
5	A	Bayl or	51 88					60	A	St. John's (NY)	53 65	118	A	Iowa St.	69 71
5	H	Bayl or	48 83					61	H	Nebraska	49 66	123	H	Arkansas	71 60
11	A	Texas	62 79					64	A	West Vi rgi ni a	46 76	125	H	Yale	81 75
11	H	Texas	41 55					64	H	West Vi rgi ni a	54 74	215	H	Southeast Mo. St.	51 50
24	A	Okl ahoma	64 97					67	A	Okl ahoma St.	63 92	230	A	Texas Tech	60 47
24	H	Okl ahoma	52 72					67	H	Okl ahoma St.	66 59	230	H	Texas Tech	56 68
								72	A	TCU	66 76	241	H	Texas Southern	72 37
								72	H	TCU	86 77	263	H	Campbell I	66 48
								90	H	Kansas St.	59 63	276	H	UMKC	63 48
								91	H	Ri ce	73 65	331	H	Delaware St.	81 49
												335	A	Iona	72 58
LAST 12 Division I GAMES:															
67	H	Okl ahoma St.	66 59	90	H	Kansas St.	59 63								
5	A	Bayl or	51 88	24	A	Okl ahoma	64 97								
64	A	West Vi rgi ni a	46 76	72	A	TCU	66 76								
24	H	Okl ahoma	52 72	230	H	Texas Tech	56 68								
67	A	Okl ahoma St.	63 92	11	A	Texas	62 79								
11	H	Texas	41 55	64	H	West Vi rgi ni a	54 74								

Non-Div I Games:

Kansas

Loss,
Non-Conf,
S Site,
H Home
A Away
N Neutral

Average RPI Win: 170

Average RPI Loss: 46

WON-LOST
RECORDWINNING
PCT. RANKLAST 10
GAMESSTRENGTH OF
SCHEDULEOPP. STRENGTH
OF SCHEDULETEAM
RPIADJ.
RPICONF.
RPIADJ CONF.
RPI

DIV. I ONLY	13- 14	187	2- 8	18	66	90	90	4	4
DIV. I NON-CONF.	8- 3	65	0- 0	90	259	75	75	5	5

TOTALS	RPI 1-25	RPI 26-50	W-L RECORDS	RPI 51-100	RPI 101-999	RPI 201+			
13- 14	0- 8	0- 0	OVERALL	3- 4	10- 2	5- 0			
8- 7	0- 3	0- 0	HOME	1- 2	7- 2	4- 0			
4- 6	0- 4	0- 0	AWAY	1- 2	3- 0	1- 0			
1- 1	0- 1	0- 0	NEUTRAL	1- 0	0- 0	0- 0			
8- 3	0- 2	0- 0	NON-CONFERENCE	1- 0	7- 1	4- 0			
6- 1	0- 0	0- 0	HOME	0- 0	6- 1	3- 0			
1- 1	0- 1	0- 0	AWAY	0- 0	1- 0	1- 0			
1- 1	0- 1	0- 0	NEUTRAL	1- 0	0- 0	0- 0			
5- 11	0- 6	0- 0	CONFERENCE	2- 4	3- 1	1- 0			
2- 6	0- 3	0- 0	HOME	1- 2	1- 1	1- 0			
3- 5	0- 3	0- 0	AWAY	1- 2	2- 0	0- 0			
0- 0	0- 0	0- 0	NEUTRAL	0- 0	0- 0	0- 0			

RPI 1-25				RPI 26-50				RPI 51-100				RPI 101+			
RPI	S	Opponent	Score	RPI	S	Opponent	Score	RPI	S	Opponent	Score	RPI	S	Opponent	Score
5	A	Bayl or	50 75					64	A	West Vi rgi ni a	60 52	102	H	Little Rock	66 51
5	H	Bayl or	58 88					64	H	West Vi rgi ni a	66 75	109	H	SFA	74 49
9	N	UCLA	55 64					67	A	Okl ahoma St.	68 76	118	A	Iowa St.	67 60
11	A	Texas	54 76					67	H	Okl ahoma St.	80 64	118	H	Iowa St.	45 80
11	H	Texas	64 75					72	A	TCU	70 87	140	A	Kansas	63 59
17	A	Missouri	59 73					72	H	TCU	63 68	141	H	UNI	71 72
24	A	Okl ahoma	49 68					83	N	Penn St.	70 65	165	H	UT Arlington	70 56
24	H	Okl ahoma	71 76									208	A	North Texas	55 54
												230	H	Texas Tech	83 69
												243	H	Omaha	81 60
												342	H	Florida A&M	81 57
												345	H	Chi cago St.	99 51
LAST 12 Division I GAMES:															
64	H	West Vi rgi ni a	66 75	140	A	Kansas	63 59								
72	A	TCU	70 87	72	H	TCU	63 68								
11	A	Texas	54 76	5	A	Bayl or	50 75								
230	H	Texas Tech	83 69	24	H	Okl ahoma	71 76								
118	H	Iowa St.	45 80	67	H	Okl ahoma St.	80 64								
24	A	Okl ahoma	49 68	118	A	Iowa St.	67 60								

Non-Div I Games:

Kansas St.

Average RPI Win:	290	WON-LOST	WINNING	LAST 10	STRENGTH OF	OPP. STRENGTH	TEAM	ADJ.	CONF.	ADJ CONF.
Average RPI Loss:	157	RECORD	PCT. RANK	GAMES	SCHEDULE	OF SCHEDULE	RPI	RPI	RPI	RPI
DIV. I ONLY	6- 17	292	3- 7	271	198	293	293	23	23	
DIV. I NON-CONF.	3- 7	254	0- 0	262	94	246	246	22	22	
TOTALS	RPI 1-25	RPI 26-50	W-L RECORDS	RPI 51-100	RPI 101-999	RPI 201+				
6- 17	0- 1	0- 0	OVERALL	0- 6	6- 10	5- 5				
3- 6	0- 0	0- 0	HOME	0- 2	3- 4	2- 3				
3- 9	0- 0	0- 0	AWAY	0- 3	3- 6	3- 2				
0- 2	0- 1	0- 0	NEUTRAL	0- 1	0- 0	0- 0				
3- 7	0- 1	0- 0	NON-CONFERENCE	0- 2	3- 4	3- 0				
1- 1	0- 0	0- 0	HOME	0- 0	1- 1	1- 0				
2- 4	0- 0	0- 0	AWAY	0- 1	2- 3	2- 0				
0- 2	0- 1	0- 0	NEUTRAL	0- 1	0- 0	0- 0				
3- 10	0- 0	0- 0	CONFERENCE	0- 4	3- 6	2- 5				
2- 5	0- 0	0- 0	HOME	0- 2	2- 3	1- 3				
1- 5	0- 0	0- 0	AWAY	0- 2	1- 3	1- 2				
0- 0	0- 0	0- 0	NEUTRAL	0- 0	0- 0	0- 0				

RPI S	Opponent	Score	RPI S	Opponent	Score	RPI S	Opponent	Score	RPI S	Opponent	Score	Team's RPI: 293
22 N	Maryland	35 89				54 A	FGCU	51 78	151 A	Clemson	28 41	
						54 H	FGCU	57 78	155 A	Ole Miss	63 92	
						62 A	Georgia Tech	48 86	174 A	Furman	59 78	
						81 N	Maine	39 75	180 A	Stetson	53 96	
						98 A	Jacksonville	49 84	180 H	Stetson	66 49	
						98 H	Jacksonville	49 67	187 H	East Carolina	56 66	
									251 A	North Florida	72 77	
									251 H	North Florida	44 68	
									254 A	Presbyterian	60 51	
									261 H	Lipscomb	62 64	
									292 A	USC Upstate	61 65	
									292 H	USC Upstate	64 70	
									309 H	Georgia St.	71 61	
									327 A	Ga. Southern	60 58	
									336 A	NJIT	61 58	
									336 H	NJIT	80 65	
LAST 12 Division I GAMES:												
54 A	FGCU	51 78	336 H	NJIT	80 65							
180 A	Stetson	53 96	292 A	USC Upstate	61 65							
251 H	North Florida	44 68	180 H	Stetson	66 49							
98 H	Jacksonville	49 67	54 H	FGCU	57 78							
336 A	NJIT	61 58	98 A	Jacksonville	49 84							
292 H	USC Upstate	64 70	251 A	North Florida	72 77							

Non-Div I Games: Middle Ga. St. 81 65

Kennesaw St.

Average RPI	Win:	214	WON-LOST	WINNING	LAST 10	STRENGTH OF	OPP. STRENGTH	TEAM	ADJ.	CONF.	ADJ CONF.
Average RPI	Loss:	86	RECORD	PCT. RANK	GAMES	SCHEDULE	OF SCHEDULE	RPI	RPI	RPI	RPI
DIV. I ONLY		11- 16	225	2- 8	118	89	156	156	7	7	
DIV. I NON-CONF.		7- 5	132	0- 0	146	119	107	107	8	8	

TOTALS	RPI 1-25		RPI 26-50		W-L RECORDS	RPI 51-100		RPI 101-999		RPI 201+	
11- 16	0- 2		0- 4		OVERALL	1- 5		10- 5		6- 2	
3- 6	0- 0		0- 1		HOME	0- 3		3- 2		2- 0	
6- 7	0- 0		0- 0		AWAY	1- 1		5- 1		2- 0	
2- 3	0- 1		0- 1		NEUTRAL	0- 1		2- 0		2- 0	
7- 5	0- 1		0- 2		NON-CONFERENCE	0- 2		7- 0		5- 0	
1- 1	0- 0		0- 0		HOME	0- 1		1- 0		1- 0	
4- 1	0- 0		0- 1		AWAY	0- 0		4- 0		2- 0	
2- 3	0- 1		0- 1		NEUTRAL	0- 1		2- 0		2- 0	
4- 11	0- 1		0- 2		CONFERENCE	1- 3		3- 5		1- 2	
2- 5	0- 0		0- 1		HOME	0- 2		2- 2		1- 0	
2- 6	0- 1		0- 1		AWAY	1- 1		1- 3		0- 2	
0- 0	0- 0		0- 0		NEUTRAL	0- 0		0- 0		0- 0	

RPI 1-25				RPI 26-50				RPI 51-100				RPI 101+ Team's RPI: 156			
RPI	S	Opponent	Score	RPI	S	Opponent	Score	RPI	S	Opponent	Score	RPI	S	Opponent	Score
14	A	Buffalo	42 80	27	A	Central Mich.	84 88	54	N	FGCU	62 80	110	H	Western Mich.	61 66
15	N	Stanford	54 79	38	A	Michigan	41 54	63	A	Toledo	62 55	126	A	Northern Ill.	79 81
				39	H	Ball St.	58 79	86	A	Ohio	78 79	126	H	Northern Ill.	62 72
				43	N	Gonzaga	57 77	86	H	Ohio	65 78	130	A	Robert Morris	46 31
								87	H	Miami (OH)	59 65	168	A	Youngstown St.	55 44
								96	H	Wright St.	60 72	201	A	Eastern Mich.	67 60
												201	H	Eastern Mich.	76 69
												203	N	Memphis	70 55
												210	A	Bowling Green	50 60
												210	H	Bowling Green	81 57
												216	A	Akron	60 75
												256	A	Northern Ky.	59 54
												291	N	Southeastern La.	81 60
												314	A	Eastern Ky.	65 57
												322	H	Detroit Mercy	82 74

LAST 12 Division I GAMES:															
86	A	Ohio	78 79	216	A	Akron	60 75								
87	H	Miami (OH)	59 65	63	A	Toledo	62 55								
86	H	Ohio	65 78	39	H	Ball St.	58 79								
14	A	Buffalo	42 80	210	A	Bowling Green	50 60								
126	H	Northern Ill.	62 72	27	A	Central Mich.	84 88								
210	H	Bowling Green	81 57	201	H	Eastern Mich.	76 69								

Non-Div I Games:

Kent St.

Average RPI Win:	198	WON-LOST	WINNING	LAST 10	STRENGTH OF	OPP. STRENGTH	TEAM	ADJ.	CONF.	ADJ CONF.
Average RPI Loss:	35	RECORD	PCT. RANK	GAMES	SCHEDULE	OF SCHEDULE	RPI	RPI	RPI	RPI
DIV. I ONLY	14- 15	185	5- 5	35	52	92	92	2	2	
DIV. I NON-CONF.	8- 6	143	0- 0	123	124	120	120	2	2	

TOTALS	RPI 1-25	RPI 26-50	W-L RECORDS	RPI 51-100	RPI 101-999	RPI 201+				
14- 15	0- 9	0- 2	OVERALL	2- 2	12- 2	6- 0				
9- 6	0- 4	0- 2	HOME	2- 0	7- 0	5- 0				
5- 9	0- 5	0- 0	AWAY	0- 2	5- 2	1- 0				
0- 0	0- 0	0- 0	NEUTRAL	0- 0	0- 0	0- 0				
8- 6	0- 2	0- 1	NON-CONFERENCE	0- 2	8- 1	6- 0				
6- 2	0- 1	0- 1	HOME	0- 0	6- 0	5- 0				
2- 4	0- 1	0- 0	AWAY	0- 2	2- 1	1- 0				
0- 0	0- 0	0- 0	NEUTRAL	0- 0	0- 0	0- 0				
6- 9	0- 7	0- 1	CONFERENCE	2- 0	4- 1	0- 0				
3- 4	0- 3	0- 1	HOME	2- 0	1- 0	0- 0				
3- 5	0- 4	0- 0	AWAY	0- 0	3- 1	0- 0				
0- 0	0- 0	0- 0	NEUTRAL	0- 0	0- 0	0- 0				

RPI	S	Opponent	Score	RPI	S	Opponent	Score	RPI	S	Opponent	Score	RPI	S	Opponent	Score
3	A	Mississippi St.	55 74	29	H	LSU	70 72	51	A	Miami (FL)	54 65	103	A	Washington St.	73 68
4	H	Louisville	63 87	37	H	Califorنيا	52 62	54	A	FGCU	64 70	112	A	Middle Tenn.	57 62
5	A	Baylor	63 90					85	H	Alabama	79 54	123	A	Arkansas	76 65
10	H	Tennessee	49 63					100	H	Auburn	65 48	123	H	Arkansas	78 57
13	A	South Carolina	63 81									134	A	Vanderbilt	55 70
13	H	South Carolina	64 81									155	A	Ole Miss	79 71
17	A	Missouri	78 83									162	A	Florida	56 53
20	A	Texas A&M	70 74									184	H	Morehead St.	86 53
25	H	Georgia	42 56									231	H	Gardner-Webb	72 34
												244	A	Montana	71 54
												289	H	Sacramento St.	101 70
												312	H	Tennessee Tech	82 54
												316	H	Marshall	69 39
												349	H	Evansville	100 62

LAST 12 Division I GAMES:															
155	A	Ole Miss	79 71	100	H	Auburn	65 48	123	A	Arkansas	76 65	85	H	Alabama	79 54
13	A	South Carolina	63 81	123	A	Arkansas	76 65	13	H	South Carolina	64 81	134	A	Vanderbilt	55 70
123	H	Arkansas	78 57	85	H	Alabama	79 54	162	A	Florida	56 53				
3	A	Mississippi St.	55 74												
17	A	Missouri	78 83												
29	H	LSU	70 72												

Non-Div I Games:

Kentucky

Average RPI Win:	297	WON-LOST	WINNING	LAST 10	STRENGTH OF	OPP. STRENGTH	TEAM	ADJ.	CONF.	ADJ CONF.
Average RPI Loss:	182	RECORD	PCT. RANK	GAMES	SCHEDULE	OF SCHEDULE	RPI	RPI	RPI	RPI
DIV. I ONLY	9- 16	245	3- 7	286	327	286	286	29	29	
DIV. I NON-CONF.	4- 7	226	0- 0	268	292	263	263	29	29	

TOTALS	RPI 1-25	RPI 26-50	W-L RECORDS	RPI 51-100	RPI 101-999	RPI 201+				
9- 16	0- 0	0- 1	OVERALL	0- 1	9- 14	8- 7				
5- 7	0- 0	0- 1	HOME	0- 1	5- 5	4- 3				
4- 9	0- 0	0- 0	AWAY	0- 0	4- 0	4- 0				
0- 0	0- 0	0- 0	NEUTRAL	0- 0	0- 0	0- 0				
4- 7	0- 0	0- 1	NON-CONFERENCE	0- 1	4- 5	3- 2				
2- 3	0- 0	0- 1	HOME	0- 1	2- 1	1- 1				
2- 4	0- 0	0- 0	AWAY	0- 0	2- 4	2- 1				
0- 0	0- 0	0- 0	NEUTRAL	0- 0	0- 0	0- 0				
5- 9	0- 0	0- 0	CONFERENCE	0- 0	5- 9	5- 5				
3- 4	0- 0	0- 0	HOME	0- 0	3- 4	3- 2				
2- 5	0- 0	0- 0	AWAY	0- 0	2- 5	2- 3				
0- 0	0- 0	0- 0	NEUTRAL	0- 0	0- 0	0- 0				

RPI	S	Opponent	Score	RPI	S	Opponent	Score	RPI	S	Opponent	Score	RPI	S	Opponent	Score
				38	H	Michigan	49 86	82	H	Navy	47 79	101	A	George Mason	70 73
												122	A	Saint Francis (PA)	71 101
												122	H	Saint Francis (PA)	54 85
												125	A	Yale	51 62
												130	A	Robert Morris	53 60
												130	H	Robert Morris	44 55
												163	A	Army West Point	37 71
												198	H	Lehigh	72 69
												222	A	Lafayette	53 69
												248	H	Manhattan	38 72
												267	A	St. Francis Brooklyn	54 64
												267	H	St. Francis Brooklyn	61 59
												268	H	Sacred Heart	46 50
												269	H	Fairleigh Dickinson	49 61
												287	A	Bryant	56 75
												288	A	Mt. St. Mary's	61 59
												288	H	Mt. St. Mary's	53 48
												296	A	Central Conn. St.	61 54
												321	A	UMBC	66 52
												334	A	Wagner	44 52
												334	H	Wagner	74 69
												336	A	NJIT	67 49
												348	H	Saint Peter's	57 46
LAST 12 Division I GAMES:															
267	A	St. Francis Brooklyn	54 64	268	H	Sacred Heart	46 50	296	A	Central Conn. St.	61 54	287	A	Bryant	56 75
122	H	Saint Francis (PA)	54 85	296	A	Central Conn. St.	61 54	288	H	Mt. St. Mary's	53 48	334	H	Wagner	74 69
130	H	Robert Morris	44 55	287	A	Bryant	56 75	334	H	Wagner	74 69	122	A	Saint Francis (PA)	71 101
334	A	Wagner	44 52	288	H	Mt. St. Mary's	53 48								
288	A	Mt. St. Mary's	61 59	334	H	Wagner	74 69								
269	H	Fairleigh Dickinson	49 61	122	A	Saint Francis (PA)	71 101								

Non-Div I Games:

LIU Brooklyn

■ Loss,
 ■ Non-Conf,
 ■ S Site,
 ■ H Home
 ■ A Away
 N Neutral

Average RPI Win:	137	WON-LOST	WINNING	LAST 10	STRENGTH OF	OPP. STRENGTH	TEAM	ADJ.	CONF.	ADJ CONF.
Average RPI Loss:	36	RECORD	PCT. RANK	GAMES	SCHEDULE	OF SCHEDULE	RPI	RPI	RPI	RPI
DIV. I ONLY	18- 8	70	7- 3	43	15	29	29	2	2	
DIV. I NON-CONF.	8- 3	65	0- 0	150	72	55	55	2	2	

TOTALS	RPI 1-25	RPI 26-50	W-L RECORDS	RPI 51-100	RPI 101-999	RPI 201+				
18- 8	4- 5	0- 1	OVERALL	2- 2	12- 0	4- 0				
10- 1	3- 1	0- 0	HOME	1- 0	6- 0	3- 0				
7- 6	1- 3	0- 1	AWAY	1- 2	5- 0	1- 0				
1- 1	0- 1	0- 0	NEUTRAL	0- 0	1- 0	0- 0				
8- 3	0- 2	0- 1	NON-CONFERENCE	0- 0	8- 0	4- 0				
4- 0	0- 0	0- 0	HOME	0- 0	4- 0	3- 0				
3- 2	0- 1	0- 1	AWAY	0- 0	3- 0	1- 0				
1- 1	0- 1	0- 0	NEUTRAL	0- 0	1- 0	0- 0				
10- 5	4- 3	0- 0	CONFERENCE	2- 2	4- 0	0- 0				
6- 1	3- 1	0- 0	HOME	1- 0	2- 0	0- 0				
4- 4	1- 2	0- 0	AWAY	1- 2	2- 0	0- 0				
0- 0	0- 0	0- 0	NEUTRAL	0- 0	0- 0	0- 0				

RPI 1-25				RPI 26-50				Team's RPI: 29				RPI 51-100				RPI 101+			
RPI	S	Opponent	Score	RPI	S	Opponent	Score	RPI	S	Opponent	Score	RPI	S	Opponent	Score	RPI	S	Opponent	Score
3	H	Mississippi St.	70 83	36	A	Northern Colo.	50 58	85	A	Alabama	51 65	102	A	Little Rock	56 37				
10	H	Tennessee	70 59					92	A	Kentucky	72 70	120	A	Tulane	73 50				
11	N	Texas	66 75					100	A	Auburn	62 70	123	A	Arkansas	62 57				
13	A	South Carolina	48 57					100	H	Auburn	59 56	131	N	Saint Louis	71 59				
17	A	Missouri	69 65									134	H	Vanderbilt	85 65				
19	A	South Fla.	55 61									155	H	Ole Miss	84 55				
20	A	Texas A&M	59 69									162	A	Florida	66 59				
20	H	Texas A&M	80 78									175	H	Louisiana	60 45				
25	H	Georgia	71 60									230	A	Texas Tech	48 40				
LAST 12 Division I GAMES:																			
13	A	South Carolina	48 57	25	H	Georgia	71 60	10	H	Tennessee	70 59	20	A	Texas A&M	59 69	100	H	Auburn	59 56
123	A	Arkansas	62 57	10	H	Tennessee	70 59	162	A	Florida	66 59	85	A	Alabama	51 65	237	H	Nicholls St.	65 50
155	H	Ole Miss	84 55	20	A	Texas A&M	59 69									291	H	Southeastern La.	84 56
20	H	Texas A&M	80 78	100	H	Auburn	59 56									339	H	Sam Houston St.	71 58
100	A	Auburn	62 70																
92	A	Kentucky	72 70																

Non-Div I Games:

LSU

Average RPI Win:	209	WON-LOST	WINNING	LAST 10	STRENGTH OF	OPP. STRENGTH	TEAM	ADJ.	CONF.	ADJ CONF.
Average RPI Loss:	147	RECORD	PCT. RANK	GAMES	SCHEDULE	OF SCHEDULE	RPI	RPI	RPI	RPI
DIV. I ONLY	8- 20	281	2- 8	144	165	242	242	12	12	
DIV. I NON-CONF.	5- 8	220	0- 0	105	198	155	155	10	10	

TOTALS	RPI 1-25	RPI 26-50	W-L RECORDS	RPI 51-100	RPI 101-999	RPI 201+				
8- 20	0- 0	0- 3	OVERALL	1- 5	7- 12	4- 6				
4- 8	0- 0	0- 2	HOME	1- 0	3- 6	2- 2				
3- 12	0- 0	0- 1	AWAY	0- 5	3- 6	2- 4				
1- 0	0- 0	0- 0	NEUTRAL	0- 0	1- 0	0- 0				
5- 8	0- 0	0- 2	NON-CONFERENCE	1- 2	4- 4	2- 2				
1- 3	0- 0	0- 1	HOME	1- 0	0- 2	0- 1				
3- 5	0- 0	0- 1	AWAY	0- 2	3- 2	2- 1				
1- 0	0- 0	0- 0	NEUTRAL	0- 0	1- 0	0- 0				
3- 12	0- 0	0- 1	CONFERENCE	0- 3	3- 8	2- 4				
3- 5	0- 0	0- 1	HOME	0- 0	3- 4	2- 1				
0- 7	0- 0	0- 0	AWAY	0- 3	0- 4	0- 3				
0- 0	0- 0	0- 0	NEUTRAL	0- 0	0- 0	0- 0				

RPI 1-25				RPI 26-50				RPI 51-100				RPI 101+ Team's RPI: 242			
RPI	S	Opponent	Score	RPI	S	Opponent	Score	RPI	S	Opponent	Score	RPI	S	Opponent	Score
28	H	Villanova	49 76	57	A	American	48 66	101	H	George Mason	56 69				
31	H	Dayton	47 76	59	A	Fordham	45 66	131	H	Saint Louis	87 76				
47	A	Drexel	54 79	69	A	Harvard	61 70	164	A	Saint Joseph's	49 70				
				73	A	Duquesne	50 78	164	H	Saint Joseph's	64 75				
				75	H	Penn	66 59	170	H	Davidsen	51 58				
				88	A	George Washington	45 60	185	N	New Hampshire	59 51				
								189	A	Wisconsin	60 71				
								193	H	Temple	52 69				
								198	A	Lehigh	69 61				
								208	A	North Texas	44 70				
								213	A	Richmond	51 77				
								213	H	Richmond	57 60				
								222	A	Lafayette	74 47				
								250	H	St. Bonaventure	66 63				
								270	A	Massachusetts	66 69				
								273	H	Rider	55 76				
								283	H	VCU	62 57				
								329	A	Rhode Island	63 72				
								331	A	Delaware St.	71 48				
LAST 12 Division I GAMES:															
170	H	Davidsen	51 58	88	A	George Washington	45 60	164	H	Saint Joseph's	64 75				
164	A	Saint Joseph's	49 70	283	H	VCU	62 57	329	A	Rhode Island	63 72				
59	A	Fordham	45 66	73	A	Duquesne	50 78	250	H	St. Bonaventure	66 63				
213	H	Richmond	57 60												
131	H	Saint Louis	87 76												
270	A	Massachusetts	66 69												

Non-Div I Games:

La Salle

Average RPI Win:	286	WON-LOST	WINNING	LAST 10	STRENGTH OF	OPP. STRENGTH	TEAM	ADJ.	CONF.	ADJ CONF.
Average RPI Loss:	187	RECORD	PCT. RANK	GAMES	SCHEDULE	OF SCHEDULE	RPI	RPI	RPI	RPI
DIV. I ONLY	2- 22	341	0- 10	219	281	337	337	22	22	
DIV. I NON-CONF.	1- 8	313	0- 0	270	323	339	339	23	23	

TOTALS	RPI 1-25	RPI 26-50	W-L RECORDS	RPI 51-100	RPI 101-999	RPI 201+				
2- 22	0- 0	0- 0	OVERALL	0- 3	2- 19	2- 7				
2- 8	0- 0	0- 0	HOME	0- 0	2- 8	2- 3				
0- 14	0- 0	0- 0	AWAY	0- 1	0- 4	0- 1				
0- 0	0- 0	0- 0	NEUTRAL	0- 0	0- 0	0- 0				
1- 8	0- 0	0- 0	NON-CONFERENCE	0- 3	1- 5	1- 4				
1- 2	0- 0	0- 0	HOME	0- 0	1- 2	1- 2				
0- 6	0- 0	0- 0	AWAY	0- 3	0- 3	0- 2				
0- 0	0- 0	0- 0	NEUTRAL	0- 0	0- 0	0- 0				
1- 14	0- 0	0- 0	CONFERENCE	0- 0	1- 14	1- 3				
1- 6	0- 0	0- 0	HOME	0- 0	1- 6	1- 1				
0- 8	0- 0	0- 0	AWAY	0- 0	0- 8	0- 2				
0- 0	0- 0	0- 0	NEUTRAL	0- 0	0- 0	0- 0				

RPI 1-25				RPI 26-50				RPI 51-100				RPI 101+ Team's RPI: 337					
RPI	S	Opponent	Score	RPI	S	Opponent	Score	RPI	S	Opponent	Score	RPI	S	Opponent	Score		
								67	A	Oklahoma St.	58	112	102	A	Little Rock	37	57
								91	A	Rice	47	63	135	A	Texas St.	52	86
								100	A	Auburn	41	67	135	H	Texas St.	45	81
													150	A	South Ala.	55	72
													150	H	South Ala.	60	67
													160	H	Troy	79	86
													165	A	UT Arlington	61	70
													165	H	UT Arlington	53	80
													166	A	Louisiana Tech	49	71
													175	A	Louisiana	55	63
													175	H	Louisiana	48	76
													200	A	Arkansas St.	62	76
													227	A	Grambling	52	61
													229	H	New Orleans	51	89
													249	H	Coastal Caro.	62	56
													272	H	Appalachian St.	67	71
													280	A	McNeese	61	65
													309	A	Georgia St.	57	70
													323	H	Houston Baptist	77	73
													327	A	Ga. Southern	45	75
													332	H	Northwestern St.	48	70
LAST 12 Division I GAMES:																	
								150	A	South Ala.	55	72	150	H	South Ala.	60	67
								135	H	Texas St.	45	81	160	H	Troy	79	86
								165	H	UT Arlington	53	80	165	A	UT Arlington	61	70
								309	A	Georgia St.	57	70	135	A	Texas St.	52	86
								327	A	Ga. Southern	45	75	175	A	Louisiana	55	63
								175	H	Louisiana	48	76	272	H	Appalachian St.	67	71

Non-Div I Games: Millsaps 73 41 Centenary (LA) 90 53

La. -Monroe

Average RPI Win:	258	WON-LOST	WINNING	LAST 10	STRENGTH OF	OPP. STRENGTH	TEAM	ADJ.	CONF.	ADJ CONF.
Average RPI Loss:	133	RECORD	PCT. RANK	GAMES	SCHEDULE	OF SCHEDULE	RPI	RPI	RPI	RPI
DIV. I ONLY	10- 16	234	3- 7	154	238	222	222	15	15	
DIV. I NON-CONF.	4- 6	214	0- 0	244	327	254	254	18	18	

TOTALS	RPI 1-25	RPI 26-50	W-L RECORDS	RPI 51-100	RPI 101-999	RPI 201+				
10- 16	0- 0	0- 2	OVERALL	0- 5	10- 9	10- 3				
6- 7	0- 0	0- 1	HOME	0- 2	6- 4	6- 2				
4- 9	0- 0	0- 1	AWAY	0- 3	4- 5	4- 1				
0- 0	0- 0	0- 0	NEUTRAL	0- 0	0- 0	0- 0				
4- 6	0- 0	0- 2	NON-CONFERENCE	0- 1	4- 3	4- 2				
3- 2	0- 0	0- 1	HOME	0- 0	3- 1	3- 1				
1- 4	0- 0	0- 1	AWAY	0- 1	1- 2	1- 1				
0- 0	0- 0	0- 0	NEUTRAL	0- 0	0- 0	0- 0				
6- 10	0- 0	0- 0	CONFERENCE	0- 4	6- 6	6- 1				
3- 5	0- 0	0- 0	HOME	0- 2	3- 3	3- 1				
3- 5	0- 0	0- 0	AWAY	0- 2	3- 3	3- 0				
0- 0	0- 0	0- 0	NEUTRAL	0- 0	0- 0	0- 0				

RPI 1-25				RPI 26-50				RPI 51-100				RPI 101+				Team's RPI: 222	
RPI	S	Opponent	Score	RPI	S	Opponent	Score	RPI	S	Opponent	Score	RPI	S	Opponent	Score		
				34	H	Princeton	45 53	57	A	American	66 74	106	A	Bucknell I	53 83		
				47	A	Drexel	37 52	57	H	American	67 74	106	H	Bucknell I	57 80		
								75	A	Penn	42 55	130	A	Robert Morris	42 63		
								82	A	Navy	59 65	163	A	Army West Point	39 48		
								82	H	Navy	43 59	163	H	Army West Point	60 65		
												198	A	Lehigh	45 70		
												204	A	Boston U.	47 45		
												204	H	Boston U.	44 41		
												236	A	Holy Cross	69 65		
												236	H	Holy Cross	56 69		
												242	H	La Salle	47 74		
												247	A	Loyol a Maryl and	73 64		
												247	H	Loyol a Maryl and	65 54		
												271	A	Cornel I	59 58		
												273	H	Ri der	60 45		
												277	H	Col gate	63 48		
												286	H	LIU Brookl yn	69 53		
												334	H	Wagner	70 52		
												348	A	Saint Peter' s	61 64		
LAST 12 Division I GAMES:																	
				204	H	Boston U.	44 41	236	H	Holy Cross	56 69						
				57	A	American	66 74	204	A	Boston U.	47 45						
				82	H	Navy	43 59	57	H	American	67 74						
				247	A	Loyol a Maryl and	73 64	82	A	Navy	59 65						
				163	A	Army West Point	39 48	247	H	Loyol a Maryl and	65 54						
				106	H	Bucknell I	57 80	163	H	Army West Point	60 65						

Non-Div I Games:

Lafayette

Average RPI Win: 228

Average RPI Loss: 161

WON-LOST
RECORDWINNING
PCT. RANKLAST 10
GAMESSTRENGTH OF
SCHEDULEOPP. STRENGTH
OF SCHEDULETEAM
RPIADJ.
RPICONF.
RPIADJ CONF.
RPI

DIV. I ONLY	13- 13	172	4- 6	215	212	198	198	15	15
DIV. I NON-CONF.	5- 5	170	0- 0	324	304	250	250	18	18
<hr/>									
TOTALS	RPI 1-25	RPI 26-50	W-L RECORDS	RPI 51-100	RPI 101-999	RPI 201+			
13- 13	0- 0	0- 2	OVERALL	1- 3	12- 8	10- 6			
9- 3	0- 0	0- 0	HOME	1- 1	8- 2	6- 2			
4- 9	0- 0	0- 1	AWAY	0- 2	4- 6	4- 4			
0- 1	0- 0	0- 1	NEUTRAL	0- 0	0- 0	0- 0			
5- 5	0- 0	0- 2	NON-CONFERENCE	0- 0	5- 3	5- 3			
3- 1	0- 0	0- 0	HOME	0- 0	3- 1	3- 1			
2- 3	0- 0	0- 1	AWAY	0- 0	2- 2	2- 2			
0- 1	0- 0	0- 1	NEUTRAL	0- 0	0- 0	0- 0			
8- 8	0- 0	0- 0	CONFERENCE	1- 3	7- 5	5- 3			
6- 2	0- 0	0- 0	HOME	1- 1	5- 1	3- 1			
2- 6	0- 0	0- 0	AWAY	0- 2	2- 4	2- 2			
0- 0	0- 0	0- 0	NEUTRAL	0- 0	0- 0	0- 0			

RPI 1-25				RPI 26-50				RPI 51-100				RPI 101+				Team's RPI: 198
RPI	S	Opponent	Score	RPI	S	Opponent	Score	RPI	S	Opponent	Score	RPI	S	Opponent	Score	
				28	N	Villanova	42 62	57	A	American	64 82	106	A	Bucknell I	52 59	
				45	A	Minnesota	73 107	57	H	American	44 60	106	H	Bucknell I	66 62	
								82	A	Navy	50 53	163	A	Army West Point	50 55	
								82	H	Navy	66 63	163	H	Army West Point	59 55	
												204	A	Boston U.	65 56	
												204	H	Boston U.	74 58	
												222	H	Lafayette	70 45	
												236	A	Holy Cross	49 54	
												242	H	La Salle	61 69	
												247	A	Loyola Maryland	64 67	
												247	H	Loyola Maryland	64 55	
												259	H	Fairfield	56 53	
												268	A	Sacred Heart	55 65	
												271	A	Cornell	62 57	
												277	A	Colgate	59 51	
												277	H	Colgate	48 54	
												286	A	LIU Brooklyn	69 72	
												288	H	Mt. St. Mary's	75 71	
												299	A	Monmouth	75 57	
												336	H	NJIT	64 50	
<hr/>																
LAST 12 Division I GAMES:																
				247	H	Loyola Maryland	64 55	82	A	Navy	50 53					
				163	A	Army West Point	50 55	247	A	Loyola Maryland	64 67					
				277	H	Colgate	48 54	163	H	Army West Point	59 55					
				57	H	American	44 60	277	A	Colgate	59 51					
				106	A	Bucknell I	52 59	57	A	American	64 82					
				204	A	Boston U.	65 56	106	H	Bucknell I	66 62					

Lehigh

Lehigh

Non-Div I Games: Mansfield 77 47

Lehigh

Average RPI Win: 259

Average RPI Loss: 103

WON-LOST
RECORDWINNING
PCT. RANKLAST 10
GAMESSTRENGTH OF
SCHEDULEOPP. STRENGTH
OF SCHEDULETEAM
RPIADJ.
RPICONF.
RPIADJ CONF.
RPI

DIV. I ONLY	16- 9	96	5- 2	141	290	89	89	27	27
DIV. I NON-CONF.	3- 7	254	0- 1	35	121	139	139	28	28
<hr/>									
TOTALS	RPI 1-25	RPI 26-50	W-L RECORDS	RPI 51-100	RPI 101-999	RPI 201+			
16- 9	0- 1	0- 2	OVERALL	0- 3	16- 3	13- 2			
8- 0	0- 0	0- 0	HOME	0- 0	8- 0	7- 0			
7- 7	0- 1	0- 1	AWAY	0- 2	7- 3	6- 2			
1- 2	0- 0	0- 1	NEUTRAL	0- 1	1- 0	0- 0			
3- 7	0- 1	0- 2	NON-CONFERENCE	0- 3	3- 1	2- 1			
1- 0	0- 0	0- 0	HOME	0- 0	1- 0	1- 0			
1- 5	0- 1	0- 1	AWAY	0- 2	1- 1	1- 1			
1- 2	0- 0	0- 1	NEUTRAL	0- 1	1- 0	0- 0			
13- 2	0- 0	0- 0	CONFERENCE	0- 0	13- 2	11- 1			
7- 0	0- 0	0- 0	HOME	0- 0	7- 0	6- 0			
6- 2	0- 0	0- 0	AWAY	0- 0	6- 2	5- 1			
0- 0	0- 0	0- 0	NEUTRAL	0- 0	0- 0	0- 0			

RPI 1-25				RPI 26-50				RPI 51-100 Team's RPI: 89				RPI 101+			
RPI	S	Opponent	Score	RPI	S	Opponent	Score	RPI	S	Opponent	Score	RPI	S	Opponent	Score
12	A	Duke	51 68	36	N	Northern Colo.	57 65	55	N	Houston	68 75	152	A	Radford	45 52
				38	A	Michigan	50 74	71	A	James Madison	47 58	152	H	Radford	61 56
								78	A	Drake	68 96	167	N	Denver	82 69
												194	A	High Point	65 42
												218	A	UNC Asheville	41 48
												218	H	UNC Asheville	53 48
												231	A	Gardner-Webb	85 60
												231	H	Gardner-Webb	59 41
												254	A	Presbyterian	76 64
												254	H	Presbyterian	63 55
												263	A	Campbell	46 33
												263	H	Campbell	60 42
												270	A	Massachusetts	61 64
												281	A	Old Dominion	63 55
												300	H	Valparaiso	61 40
												313	H	Charleston So.	63 53
												340	A	Winthrop	73 53
												340	H	Winthrop	63 37
												346	A	Longwood	63 51
<hr/>															
LAST 12 Division I GAMES:															
				78	A	Drake	68 96	254	H	Presbyterian	63 55				
				340	A	Winthrop	73 53	194	A	High Point	65 42				
				218	H	UNC Asheville	53 48	152	H	Radford	61 56				
				152	A	Radford	45 52	346	A	Longwood	63 51				
				263	A	Campbell	46 33	263	H	Campbell	60 42				
				231	H	Gardner-Webb	59 41	218	A	UNC Asheville	41 48				

Non-Div I Games: Shippensburg 105 43 Limestone 68 38

Liberty

Loss, Non-Conf, S Site, H Home A Away N Neutral

Average RPI Win: 300	WON-LOST RECORD	WINNING PCT. RANK	LAST 10 GAMES	STRENGTH OF SCHEDULE	OPP. STRENGTH OF SCHEDULE	TEAM RPI	ADJ. RPI	CONF. RPI	ADJ. CONF. RPI
Average RPI Loss: 147									
DIV. I ONLY	10- 18	252	4- 6	259	260	261	261	23	23
DIV. I NON-CONF.	4- 11	279	0- 0	259	276	279	279	22	22

TOTALS	RPI 1-25	RPI 26-50	W-L RECORDS	RPI 51-100	RPI 101-999	RPI 201+			
10- 18	0- 0	0- 1	OVERALL	0- 6	10- 11	10- 4			
5- 7	0- 0	0- 0	HOME	0- 4	5- 3	5- 1			
5- 11	0- 0	0- 1	AWAY	0- 2	5- 8	5- 3			
0- 0	0- 0	0- 0	NEUTRAL	0- 0	0- 0	0- 0			
4- 11	0- 0	0- 1	NON-CONFERENCE	0- 2	4- 8	4- 3			
2- 4	0- 0	0- 0	HOME	0- 2	2- 2	2- 1			
2- 7	0- 0	0- 1	AWAY	0- 0	2- 6	2- 2			
0- 0	0- 0	0- 0	NEUTRAL	0- 0	0- 0	0- 0			
6- 7	0- 0	0- 0	CONFERENCE	0- 4	6- 3	6- 1			
3- 3	0- 0	0- 0	HOME	0- 2	3- 1	3- 0			
3- 4	0- 0	0- 0	AWAY	0- 2	3- 2	3- 1			
0- 0	0- 0	0- 0	NEUTRAL	0- 0	0- 0	0- 0			

RPI 1-25				RPI 26-50				RPI 51-100				RPI 101+				Team's RPI: 261	
RPI	S	Opponent	Score	RPI	S	Opponent	Score	RPI	S	Opponent	Score	RPI	S	Opponent	Score		
				39	A	Ball St.	46 84										
								54	A	FGCU	52 88	105	A	Butler	58 70		
								54	H	FGCU	54 68	112	A	Middle Tenn.	48 72		
								65	H	Belmont	59 91	131	A	Saint Louis	57 101		
								85	H	Alabama	51 73	134	A	Vanderbilt	82 92		
								98	A	Jacksonville	48 70	180	A	Stetson	71 91		
								98	H	Jacksonville	63 70	180	H	Stetson	55 59		
												184	H	Morehead St.	55 75		
												240	H	Austin Peay	63 71		
												251	A	North Florida	73 69		
												251	H	North Florida	78 57		
												266	A	Col. of Charleston	69 85		
												292	A	USC Upstate	64 80		
												292	H	USC Upstate	97 78		
												293	A	Kennesaw St.	64 62		
												294	H	Murray St.	65 64		
												312	A	Tennessee Tech	61 57		
												313	A	Charleston So.	58 54		
												318	H	Alabama A&M	66 50		
												333	A	Tennessee St.	64 71		
												336	A	NJIT	74 58		
												336	H	NJIT	66 58		
LAST 12 Division I GAMES:																	
				180	A	Stetson	71 91					292	H	USC Upstate	97 78		
				54	A	FGCU	52 88					336	A	NJIT	74 58		
				98	H	Jacksonville	63 70					54	H	FGCU	54 68		
				251	H	North Florida	78 57					180	H	Stetson	55 59		
				292	A	USC Upstate	64 80					251	A	North Florida	73 69		
				336	H	NJIT	66 58					98	A	Jacksonville	48 70		

Non-Div I Games:

Lipscomb

Average RPI	Win: 253	WON-LOST	WINNING	LAST 10	STRENGTH OF	OPP. STRENGTH	TEAM	ADJ.	CONF.	ADJ CONF.
Average RPI	Loss: 190	RECORD	PCT. RANK	GAMES	SCHEDULE	OF SCHEDULE	RPI	RPI	RPI	RPI
DIV. I ONLY	5- 22	321	3- 7	224	259	305	305	21	21	
DIV. I NON-CONF.	2- 12	306	0- 0	269	283	326	326	20	20	

TOTALS	RPI 1-25	RPI 26-50	W-L RECORDS	RPI 51-100	RPI 101-999	RPI 201+				
5- 22	0- 1	0- 1	OVERALL	0- 2	5- 18	4- 10				
1- 10	0- 1	0- 0	HOME	0- 1	1- 8	1- 4				
4- 10	0- 0	0- 0	AWAY	0- 0	4- 0	3- 0				
0- 2	0- 0	0- 0	NEUTRAL	0- 0	0- 2	0- 1				
2- 12	0- 1	0- 1	NON-CONFERENCE	0- 0	2- 10	2- 7				
0- 6	0- 1	0- 0	HOME	0- 0	0- 5	0- 4				
2- 4	0- 0	0- 1	AWAY	0- 0	2- 3	2- 2				
0- 2	0- 0	0- 0	NEUTRAL	0- 0	0- 2	0- 1				
3- 10	0- 0	0- 0	CONFERENCE	0- 2	3- 8	2- 3				
1- 4	0- 0	0- 0	HOME	0- 1	1- 3	1- 0				
2- 6	0- 0	0- 0	AWAY	0- 1	2- 5	1- 3				
0- 0	0- 0	0- 0	NEUTRAL	0- 0	0- 0	0- 0				

RPI 1-25				RPI 26-50				RPI 51-100				RPI 101+ Team's RPI: 305			
RPI	S	Opponent	Score	RPI	S	Opponent	Score	RPI	S	Opponent	Score	RPI	S	Opponent	Score
10	H	Tennessee	61 90	46	A	Southern California	60 75	68	A	UC Davis	49 79	142	H	Loyola Marymount	69 84
								68	H	UC Davis	71 83	147	A	Cal Poly	61 70
												147	H	Cal Poly	64 75
												176	A	San Diego	40 74
												178	N	Oral Roberts	58 64
												195	A	UC Irvine	80 73
												195	H	UC Irvine	81 100
												196	A	UC Santa Barbara	44 51
												196	H	UC Santa Barbara	74 90
												217	A	CSUN	59 51
												228	H	Montana St.	51 62
												233	H	New Mexico St.	63 72
												234	H	Pepperdine	71 83
												235	A	Hawaii	66 74
												238	A	UC Riverside	53 77
												244	A	Montana	60 67
												252	H	Illinois St.	51 59
												253	A	Grand Canyon	65 63
												278	A	Arizona	80 72
												283	N	VCU	59 69
												324	A	Cal St. Fullerton	61 67
												324	H	Cal St. Fullerton	67 47
												336	A	NJIT	57 73
LAST 12 Division I GAMES:															
195	A	UC Irvine	80 73	68	H	UC Davis	71 83	147	H	Cal Poly	64 75				
324	H	Cal St. Fullerton	67 47	196	H	UC Santa Barbara	74 90	235	A	Hawaii	66 74				
68	A	UC Davis	49 79	324	A	Cal St. Fullerton	61 67	238	A	UC Riverside	53 77				
147	A	Cal Poly	61 70												
217	A	CSUN	59 51												
195	H	UC Irvine	81 100												

Non-Div I Games:

Long Beach St.

Average RPI Win:	279	WON-LOST	WINNING	LAST 10	STRENGTH OF	OPP. STRENGTH	TEAM	ADJ.	CONF.	ADJ CONF.
Average RPI Loss:	242	RECORD	PCT. RANK	GAMES	SCHEDULE	OF SCHEDULE	RPI	RPI	RPI	RPI
DIV. I ONLY	4- 21	323	2- 8	326	347	346	346	27	27	
DIV. I NON-CONF.	1- 9	318	0- 0	343	348	349	349	28	28	

TOTALS	RPI 1-25	RPI 26-50	W-L RECORDS	RPI 51-100	RPI 101-999	RPI 201+				
4- 21	0- 0	0- 0	OVERALL	0- 1	4- 20	4- 14				
3- 8	0- 0	0- 0	HOME	0- 1	3- 7	3- 5				
1- 13	0- 0	0- 0	AWAY	0- 0	1- 1	1- 0				
0- 0	0- 0	0- 0	NEUTRAL	0- 0	0- 0	0- 0				
1- 9	0- 0	0- 0	NON-CONFERENCE	0- 0	1- 9	1- 7				
1- 3	0- 0	0- 0	HOME	0- 0	1- 3	1- 3				
0- 6	0- 0	0- 0	AWAY	0- 0	0- 6	0- 4				
0- 0	0- 0	0- 0	NEUTRAL	0- 0	0- 0	0- 0				
3- 12	0- 0	0- 0	CONFERENCE	0- 1	3- 11	3- 7				
2- 5	0- 0	0- 0	HOME	0- 1	2- 4	2- 2				
1- 7	0- 0	0- 0	AWAY	0- 0	1- 7	1- 5				
0- 0	0- 0	0- 0	NEUTRAL	0- 0	0- 0	0- 0				

RPI 1-25				RPI 26-50				RPI 51-100				RPI 101+				Team's RPI: 346
RPI	S	Opponent	Score	RPI	S	Opponent	Score	RPI	S	Opponent	Score	RPI	S	Opponent	Score	
								89	H	Liberty	51 63	101	A	George Mason	41 60	
												152	A	Radford	39 81	
												152	H	Radford	33 52	
												194	A	High Point	41 62	
												194	H	High Point	39 75	
												201	A	Eastern Mich.	44 73	
												212	H	Norfolk St.	45 64	
												218	A	UNC Asheville	52 82	
												231	A	Gardner-Webb	41 52	
												231	H	Gardner-Webb	54 61	
												254	A	Presbyterian	75 60	
												254	H	Presbyterian	66 56	
												263	A	Campbell	48 58	
												263	H	Campbell	57 50	
												269	H	Fairleigh Dickinson	52 72	
												300	H	Valparaiso	68 81	
												313	A	Charleston So.	57 73	
												313	H	Charleston So.	61 78	
												316	A	Marshall	45 90	
												330	A	N.C. Central	75 87	
												331	A	Delaware St.	56 60	
												334	A	Wagner	43 60	
												340	A	Winthrop	60 69	
												344	H	UMass Lowell	84 82	
LAST 12 Division I GAMES:																
				152	A	Radford	39 81					340	A	Winthrop	60 69	
				263	H	Campbell	57 50					263	A	Campbell	48 58	
				231	A	Gardner-Webb	41 52					89	H	Liberty	51 63	
				254	A	Presbyterian	75 60					194	A	High Point	41 62	
				194	H	High Point	39 75					152	H	Radford	33 52	
				313	H	Charleston So.	61 78					218	A	UNC Asheville	52 82	

Non-Div I Games: Milligan 66 56

Longwood

Average RPI Win:	270	WON-LOST	WINNING	LAST 10	STRENGTH OF	OPP. STRENGTH	TEAM	ADJ.	CONF.	ADJ CONF.
Average RPI Loss:	105	RECORD	PCT. RANK	GAMES	SCHEDULE	OF SCHEDULE	RPI	RPI	RPI	RPI
DIV. I ONLY	13- 13	172	4- 6	171	223	175	175	22	22	
DIV. I NON-CONF.	5- 6	187	0- 0	89	114	142	142	23	23	

TOTALS	RPI 1-25	RPI 26-50	W-L RECORDS	RPI 51-100	RPI 101-999	RPI 201+				
13- 13	0- 2	0- 1	OVERALL	0- 2	13- 8	11- 0				
6- 5	0- 0	0- 0	HOME	0- 1	6- 4	6- 0				
6- 6	0- 1	0- 0	AWAY	0- 1	6- 1	4- 0				
1- 2	0- 1	0- 0	NEUTRAL	0- 0	1- 1	1- 0				
5- 6	0- 2	0- 1	NON-CONFERENCE	0- 2	5- 1	5- 0				
3- 1	0- 0	0- 0	HOME	0- 1	3- 0	3- 0				
1- 3	0- 1	0- 1	AWAY	0- 1	1- 0	1- 0				
1- 2	0- 1	0- 0	NEUTRAL	0- 0	1- 1	1- 0				
8- 7	0- 0	0- 0	CONFERENCE	0- 0	8- 7	6- 0				
3- 4	0- 0	0- 0	HOME	0- 0	3- 4	3- 0				
5- 3	0- 0	0- 0	AWAY	0- 0	5- 3	3- 0				
0- 0	0- 0	0- 0	NEUTRAL	0- 0	0- 0	0- 0				

RPI 1-25				RPI 26-50				RPI 51-100				RPI 101+ Team's RPI: 175			
RPI	S	Opponent	Score	RPI	S	Opponent	Score	RPI	S	Opponent	Score	RPI	S	Opponent	Score
3	N	Mississippi St.	37 94	29	A	LSU	45 60	63	A	Toledo	55 79	102	A	Little Rock	43 78
20	A	Texas A&M	62 83					100	H	Auburn	60 70	107	N	Cleveland St.	45 54
												135	A	Texas St.	65 58
												135	H	Texas St.	53 56
												150	H	South Ala.	57 72
												160	A	Troy	53 72
												160	H	Troy	55 62
												165	A	UT Arlington	61 63
												165	H	UT Arlington	34 38
												200	A	Arkansas St.	77 75
												229	H	New Orleans	66 57
												246	N	Niagara	68 52
												249	H	Coastal Caro.	59 55
												272	H	Appalachian St.	61 45
												280	H	McNeese	98 86
												291	A	Southeastern La.	68 56
												295	H	Alcorn	67 47
												309	A	Georgia St.	75 60
												327	A	Ga. Southern	58 48
												337	A	La.-Monroe	76 48
												337	H	La.-Monroe	63 55
LAST 12 Division I GAMES:															
160	A	Troy	53 72	160	H	Troy	55 62								
165	H	UT Arlington	34 38	150	H	South Ala.	57 72								
135	H	Texas St.	53 56	135	A	Texas St.	65 58								
327	A	Ga. Southern	58 48	165	A	UT Arlington	61 63								
309	A	Georgia St.	75 60	337	H	La.-Monroe	63 55								
337	A	La.-Monroe	76 48	249	H	Coastal Caro.	59 55								

Non-Div I Games: Dillard

53

60

Louisiana

Average RPI Win:	221	WON-LOST	WINNING	LAST 10	STRENGTH OF	OPP. STRENGTH	TEAM	ADJ.	CONF.	ADJ CONF.
Average RPI Loss:	151	RECORD	PCT. RANK	GAMES	SCHEDULE	OF SCHEDULE	RPI	RPI	RPI	RPI

DIV. I ONLY	16- 10	110	5- 5	240	186	166	166	18	18
DIV. I NON-CONF.	8- 4	87	0- 0	294	161	180	180	19	19

TOTALS	RPI 1-25	RPI 26-50	W-L RECORDS	RPI 51-100	RPI 101-999	RPI 201+			
16- 10	0- 1	0- 1	OVERALL	2- 2	14- 6	11- 4			
11- 4	0- 0	0- 1	HOME	1- 1	10- 2	10- 0			
4- 5	0- 1	0- 0	AWAY	0- 1	4- 3	1- 3			
1- 1	0- 0	0- 0	NEUTRAL	1- 0	0- 1	0- 1			
8- 4	0- 1	0- 0	NON-CONFERENCE	1- 1	7- 2	6- 1			
6- 1	0- 0	0- 0	HOME	0- 0	6- 1	6- 0			
1- 2	0- 1	0- 0	AWAY	0- 1	1- 0	0- 0			
1- 1	0- 0	0- 0	NEUTRAL	1- 0	0- 1	0- 1			
8- 6	0- 0	0- 1	CONFERENCE	1- 1	7- 4	5- 3			
5- 3	0- 0	0- 1	HOME	1- 1	4- 1	4- 0			
3- 3	0- 0	0- 0	AWAY	0- 0	3- 3	1- 3			
0- 0	0- 0	0- 0	NEUTRAL	0- 0	0- 0	0- 0			

RPI 1-25				RPI 26-50				RPI 51-100				RPI 101+ Team's RPI: 166			
RPI	S	Opponent	Score	RPI	S	Opponent	Score	RPI	S	Opponent	Score	RPI	S	Opponent	Score
11	A	Texas	54 88	42	H	Western Ky.	64 74	77	H	UAB	61 66	102	A	Little Rock	58 49
								83	N	Penn St.	71 59	112	A	Middle Tenn.	66 49
								91	H	Rice	75 55	139	H	Charlotte	51 64
								100	A	Auburn	59 75	151	H	Clemson	47 55
												188	A	UTEP	65 62
												203	H	Memphis	65 40
												208	H	North Texas	61 53
												214	A	Southern Miss.	50 65
												214	H	Southern Miss.	89 57
												225	A	Fla. Atlantic	72 86
												227	H	Grambling	64 53
												246	N	Niagara	67 73
												280	H	McNeese	78 62
												281	H	Old Dominion	59 45
												282	H	UTSA	63 55
												295	H	Alcorn	87 50
												307	A	FIU	54 57
												316	A	Marshall	74 65
												323	H	Houston Baptist	85 62
												337	H	La. -Monroe	71 49

LAST 12 Division I GAMES:															
214	H	Southern Miss.	89 57	42	H	Western Ky.	64 74	281	H	Old Dominion	59 45				
139	H	Charlotte	51 64	225	A	Fla. Atlantic	72 86	307	A	FIU	54 57				
188	A	UTEP	65 62	316	A	Marshall	74 65	214	A	Southern Miss.	50 65				
91	H	Rice	75 55												
77	H	UAB	61 66												
112	A	Middle Tenn.	66 49												

Non-Div I Games: LSU-Alexandria 87 47

Average RPI Win: 104	WON-LOST RECORD	WINNING PCT. RANK	LAST 10 GAMES	STRENGTH OF SCHEDULE	OPP. STRENGTH OF SCHEDULE	TEAM RPI	ADJ. RPI	CONF. RPI	ADJ CONF. RPI
Average RPI Loss: 5									
DIV. I ONLY	28- 2	4	8- 2	21	1	4	4	1	1
DIV. I NON-CONF.	14- 1	5	0- 1	69	9	7	7	1	1

TOTALS	RPI 1-25	RPI 26-50	W-L RECORDS	RPI 51-100	RPI 101-999	RPI 201+			
28- 2	5- 2	5- 0	OVERALL	7- 0	11- 0	4- 0			
15- 1	3- 1	2- 0	HOME	3- 0	7- 0	3- 0			
13- 1	2- 1	3- 0	AWAY	4- 0	4- 0	1- 0			
0- 0	0- 0	0- 0	NEUTRAL	0- 0	0- 0	0- 0			
14- 1	2- 1	2- 0	NON-CONFERENCE	3- 0	7- 0	4- 0			
9- 0	1- 0	1- 0	HOME	1- 0	6- 0	3- 0			
5- 1	1- 1	1- 0	AWAY	2- 0	1- 0	1- 0			
0- 0	0- 0	0- 0	NEUTRAL	0- 0	0- 0	0- 0			
14- 1	3- 1	3- 0	CONFERENCE	4- 0	4- 0	0- 0			
6- 1	2- 1	1- 0	HOME	2- 0	1- 0	0- 0			
8- 0	1- 0	2- 0	AWAY	2- 0	3- 0	0- 0			
0- 0	0- 0	0- 0	NEUTRAL	0- 0	0- 0	0- 0			

RPI 1-25	Team's RPI: 4	RPI 26-50	RPI 51-100	RPI 101+
RPI S Opponent Score		RPI S Opponent Score	RPI S Opponent Score	RPI S Opponent Score
1 H Notre Dame 100 67		30 A Syracuse 84 77	51 A Miami (FL) 84 74	112 H Middle Tenn. 80 26
2 A UConn 58 69		32 A South Dakota St. 68 64	52 A Indiana 72 59	115 A North Carolina 67 57
6 H Oregon 74 61		35 A Virginia 77 41	62 A Georgia Tech 74 71	134 H Vanderbilt 79 57
7 A Ohio St. 95 90		35 H Virginia 51 39	63 H Toledo 90 55	151 H Clemson 65 46
8 H Florida St. 49 50		38 H Michigan 74 49	74 H Virginia Tech 67 56	173 A Pittsburgh 77 51
12 H Duke 66 60			92 A Kentucky 87 63	190 A Boston College 87 52
21 A NC State 55 47			97 H Wake Forest 89 52	197 H UT Martin 91 56
				215 H Southeast Mo. St. 80 40
				294 H Murray St. 115 51
				297 A Air Force 62 50
				333 H Tennessee St. 95 56

LAST 12 Division I GAMES:				
35 H Virginia 51 39		35 A Virginia 77 41		
115 A North Carolina 67 57		97 H Wake Forest 89 52		
190 A Boston College 87 52		51 A Miami (FL) 84 74		
2 A UConn 58 69		8 H Florida St. 49 50		
151 H Clemson 65 46		173 A Pittsburgh 77 51		
30 A Syracuse 84 77		1 H Notre Dame 100 67		

Non-Div I Games:

Louisville

Average RPI Win: 292	WON-LOST RECORD	WINNING PCT. RANK	LAST 10 GAMES	STRENGTH OF SCHEDULE	OPP. STRENGTH OF SCHEDULE	TEAM RPI	ADJ. RPI	CONF. RPI	ADJ CONF. RPI
Average RPI Loss: 155									
DIV. I ONLY	7- 19	289	4- 6	283	205	302	302	24	24
DIV. I NON-CONF.	2- 9	295	0- 0	227	82	284	284	21	21

TOTALS	RPI 1-25	RPI 26-50	W-L RECORDS	RPI 51-100	RPI 101-999	RPI 201+			
7- 19	0- 2	0- 1	OVERALL	0- 3	7- 13	6- 6			
4- 7	0- 1	0- 0	HOME	0- 1	4- 5	3- 3			
3- 12	0- 1	0- 1	AWAY	0- 2	3- 8	3- 3			
0- 0	0- 0	0- 0	NEUTRAL	0- 0	0- 0	0- 0			
2- 9	0- 2	0- 1	NON-CONFERENCE	0- 0	2- 6	2- 1			
1- 3	0- 1	0- 0	HOME	0- 0	1- 2	1- 0			
1- 6	0- 1	0- 1	AWAY	0- 0	1- 4	1- 1			
0- 0	0- 0	0- 0	NEUTRAL	0- 0	0- 0	0- 0			
5- 10	0- 0	0- 0	CONFERENCE	0- 3	5- 7	4- 5			
3- 4	0- 0	0- 0	HOME	0- 1	3- 3	2- 3			
2- 6	0- 0	0- 0	AWAY	0- 2	2- 4	2- 2			
0- 0	0- 0	0- 0	NEUTRAL	0- 0	0- 0	0- 0			

RPI 1-25				RPI 26-50				RPI 51-100				RPI 101+ Team's RPI: 302			
RPI	S	Opponent	Score	RPI	S	Opponent	Score	RPI	S	Opponent	Score	RPI	S	Opponent	Score
16	H	Green Bay	39 76	26	A	Marquette	30 92	78	A	Drake	46 72	104	A	Milwaukee	41 63
23	A	DePaul	47 88					94	A	Missouri St.	36 75	105	A	Butler	52 64
								94	H	Missouri St.	58 69	110	H	Western Mi ch.	47 65
												126	A	Northern Ill.	71 80
												141	A	UNI	41 70
												159	A	Southern Ill.	46 62
												159	H	Southern Ill.	62 53
												168	H	Youngstown St.	49 73
												252	A	Illinois St.	49 57
												252	H	Illinois St.	62 59
												259	H	Indiana St.	65 73
												262	A	Bradley	71 61
												262	H	Bradley	57 59
												300	A	Valparaiso	60 76
												300	H	Valparaiso	53 63
												325	H	Ill. -Chicago	57 55
												328	A	Fort Wayne	70 79
												345	A	Chicago St.	46 28
												349	A	Evansville	60 47
												349	H	Evansville	82 63

LAST 12 Division I GAMES:															
349	A	Evansville	60 47	349	H	Evansville	82 63	259	H	Indiana St.	65 73				
159	H	Southern Ill.	62 53	94	A	Missouri St.	36 75	159	A	Southern Ill.	46 62				
94	H	Missouri St.	58 69	300	H	Valparaiso	53 63	300	A	Valparaiso	60 76				
262	A	Bradley	71 61	252	H	Illinois St.	62 59								
252	A	Illinois St.	49 57												

Non-Div I Games:

Loyol a Chi cago

Average RPI Win: 219	WON-LOST RECORD	WINNING PCT. RANK	LAST 10 GAMES	STRENGTH OF SCHEDULE	OPP. STRENGTH OF SCHEDULE	TEAM RPI	ADJ. RPI	CONF. RPI	ADJ CONF. RPI
Average RPI Loss: 156									
DIV. I ONLY	7- 20	293	4- 6	128	213	247	247	15	15
DIV. I NON-CONF.	2- 9	295	0- 0	114	270	265	265	18	18

TOTALS	RPI 1-25	RPI 26-50	W-L RECORDS	RPI 51-100	RPI 101-999	RPI 201+			
7- 20	0- 1	0- 1	OVERALL	0- 3	7- 15	5- 7			
4- 7	0- 0	0- 0	HOME	0- 1	4- 6	3- 2			
3- 13	0- 1	0- 1	AWAY	0- 2	3- 9	2- 5			
0- 0	0- 0	0- 0	NEUTRAL	0- 0	0- 0	0- 0			
2- 9	0- 1	0- 1	NON-CONFERENCE	0- 0	2- 7	2- 3			
1- 3	0- 0	0- 0	HOME	0- 0	1- 3	1- 1			
1- 6	0- 1	0- 1	AWAY	0- 0	1- 4	1- 2			
0- 0	0- 0	0- 0	NEUTRAL	0- 0	0- 0	0- 0			
5- 11	0- 0	0- 0	CONFERENCE	0- 3	5- 8	3- 4			
3- 4	0- 0	0- 0	HOME	0- 1	3- 3	2- 1			
2- 7	0- 0	0- 0	AWAY	0- 2	2- 5	1- 3			
0- 0	0- 0	0- 0	NEUTRAL	0- 0	0- 0	0- 0			

RPI S Opponent Score	RPI S Opponent Score	RPI S Opponent Score	RPI S Opponent Score
22 A Maryl and 45 114	26 A Marquette 63 83	57 A American 56 69	101 H George Mason 72 80
		57 H American 58 71	106 A Bucknel I 68 65
		82 A Navy 44 73	106 H Bucknel I 69 74
			113 H Georgetown 54 72
			117 A Delaware 38 71
			160 A William & Mary 49 70
			163 A Army West Point 47 62
			163 H Army West Point 62 69
			198 A Lehigh 55 64
			198 H Lehigh 67 64
			204 A Boston U. 56 75
			212 A Norfolk St. 61 58
			222 A Lafayette 54 65
			222 H Lafayette 64 73
			236 A Holy Cross 65 58
			236 H Holy Cross 77 60
			267 A St. Francis Brooklyn 47 64
			271 H Cornell 78 63
			274 H Towson 67 76
			277 A Colgate 60 71
			277 H Colgate 70 55
			288 A Mt. St. Mary's 63 71
LAST 12 Division I GAMES:			
198 A Lehigh 55 64	163 A Army West Point 47 62		
277 A Colgate 60 71	198 H Lehigh 67 64		
106 H Bucknel I 69 74	277 H Colgate 70 55		
222 H Lafayette 64 73	106 A Bucknel I 68 65		
57 A American 56 69	222 A Lafayette 54 65		
236 A Holy Cross 65 58	57 H American 58 71		

Non-Div I Games:

Loyol a Maryl and

Average RPI Win:	207	WON-LOST	WINNING	LAST 10	STRENGTH OF	OPP. STRENGTH	TEAM	ADJ.	CONF.	ADJ CONF.
Average RPI Loss:	140	RECORD	PCT. RANK	GAMES	SCHEDULE	OF SCHEDULE	RPI	RPI	RPI	RPI
DIV. I ONLY	17- 10	101	7- 3	243	114	142	142	14	14	
DIV. I NON-CONF.	7- 3	74	0- 0	300	99	161	161	12	12	

TOTALS	RPI 1-25	RPI 26-50	W-L RECORDS	RPI 51-100	RPI 101-999	RPI 201+				
17- 10	0- 0	0- 3	OVERALL	3- 0	14- 7	8- 3				
10- 5	0- 0	0- 2	HOME	2- 0	8- 3	4- 1				
7- 5	0- 0	0- 1	AWAY	1- 0	6- 4	4- 2				
0- 0	0- 0	0- 0	NEUTRAL	0- 0	0- 0	0- 0				
7- 3	0- 0	0- 1	NON-CONFERENCE	1- 0	6- 2	3- 2				
4- 2	0- 0	0- 1	HOME	1- 0	3- 1	1- 1				
3- 1	0- 0	0- 0	AWAY	0- 0	3- 1	2- 1				
0- 0	0- 0	0- 0	NEUTRAL	0- 0	0- 0	0- 0				
10- 7	0- 0	0- 2	CONFERENCE	2- 0	8- 5	5- 1				
6- 3	0- 0	0- 1	HOME	1- 0	5- 2	3- 0				
4- 4	0- 0	0- 1	AWAY	1- 0	3- 3	2- 1				
0- 0	0- 0	0- 0	NEUTRAL	0- 0	0- 0	0- 0				

RPI	S	Opponent	Score	RPI	S	Opponent	Score	RPI	S	Opponent	Score	RPI	S	Opponent	Score
43	A	Gonzaga	67 77	76	A	Saint Mary's (CA)	75 65	131	A	Saint Louis	62 60				
43	H	Gonzaga	69 75	76	H	Saint Mary's (CA)	69 57	144	A	San Francisco	60 78				
46	H	Southern Cal i forni a	70 80	87	H	Mi ami (OH)	84 71	144	H	San Francisco	65 60				
								148	A	BYU	52 62				
								148	H	BYU	55 67				
								176	A	San Diego	67 53				
								176	H	San Diego	54 60				
								183	H	Paci fi c	75 60				
								196	H	UC Santa Barbara	67 61				
								201	H	Eastern Mi ch.	73 64				
								205	A	SMU	60 63				
								217	H	CSUN	68 75				
								234	A	Pepperdi ne	74 85				
								234	H	Pepperdi ne	75 60				
								238	A	UC Ri versi de	67 59				
								278	H	Ari zona	84 70				
								284	A	Santa Clara	65 51				
								284	H	Santa Clara	64 45				
								305	A	Long Beach St.	84 69				
								317	A	Portland	63 60				
								317	H	Portland	76 55				
LAST 12 Di vi si on I GAMES:															
284	H	Santa Clara	64 45	148	A	BYU	52 62								
144	H	San Francisco	65 60	176	A	San Diego	67 53								
43	H	Gonzaga	69 75	234	H	Pepperdi ne	75 60								
234	A	Pepperdi ne	74 85	317	A	Portl and	63 60								
76	A	Saint Mary's (CA)	75 65	148	H	BYU	55 67								
317	H	Portland	76 55	176	H	San Di ego	54 60								

Non-Div I Games: Cal St. Dom. Hills 84 52

Loyola Marymount

Average RPI Win: 227

Average RPI Loss: 74

WON-LOST
RECORDWINNING
PCT. RANKLAST 10
GAMESSTRENGTH OF
SCHEDULEOPP. STRENGTH
OF SCHEDULETEAM
RPIADJ.
RPICONF.
RPIADJ CONF.
RPIDIV. I ONLY
DIV. I NON-CONF.17- 9
5- 687
1879- 1
0- 0142
49144
581
7481
7420
2420
24

TOTALS

RPI 1-25

RPI 26-50

W-L RECORDS

RPI 51-100

RPI 101-999

RPI 201+

17- 9

0- 3

0- 0

OVERALL

2- 3

15- 3

8- 0

8- 2

0- 0

0- 0

HOME

1- 0

7- 2

4- 0

8- 7

0- 3

0- 0

AWAY

1- 3

7- 1

3- 0

1- 0

0- 0

0- 0

NEUTRAL

0- 0

1- 0

1- 0

5- 6

0- 3

0- 0

NON-CONFERENCE

2- 2

3- 1

2- 0

2- 1

0- 0

0- 0

HOME

1- 0

1- 1

1- 0

2- 5

0- 3

0- 0

AWAY

1- 2

1- 0

0- 0

1- 0

0- 0

0- 0

NEUTRAL

0- 0

1- 0

1- 0

12- 3

0- 0

0- 0

CONFERENCE

0- 1

12- 2

6- 0

6- 1

0- 0

0- 0

HOME

0- 0

6- 1

3- 0

6- 2

0- 0

0- 0

AWAY

0- 1

6- 1

3- 0

0- 0

0- 0

0- 0

NEUTRAL

0- 0

0- 0

0- 0

RPI 1-25

RPI 26-50

RPI 51-100 Team's RPI: 81

RPI 101+

RPI	S	Opponent	Score
3	A	Mississippi St.	43 83
7	A	Ohio St.	70 83
12	A	Duke	39 69

RPI	S	Opponent	Score
-----	---	----------	-------

RPI	S	Opponent	Score
51	A	Miami (FL)	70 80
63	A	Toledo	64 65
69	H	Harvard	76 51
79	A	Albany (NY)	54 68
95	A	Dartmouth	64 51

RPI	S	Opponent	Score
120	H	Tulane	34 42
149	A	Binghamton	61 38
149	H	Binghamton	62 66
153	A	Hartford	59 44
153	H	Hartford	59 56
182	A	Stony Brook	68 76
182	H	Stony Brook	64 56
185	A	New Hampshire	56 46
185	H	New Hampshire	77 46
190	A	Boston College	61 40
287	H	Bryant	70 68
290	A	Vermont	79 47
290	H	Vermont	64 55
293	N	Kennesaw St.	75 39
321	A	UMBC	64 50
321	H	UMBC	69 36
344	A	UMass Lowell	69 51
344	H	UMass Lowell	70 65

LAST 12 Division I GAMES:

290	A	Vermont	79 47	344	A	UMass Lowell	69 51
344	H	UMass Lowell	70 65	321	H	UMBC	69 36
182	A	Stony Brook	68 76	185	A	New Hampshire	56 46
185	H	New Hampshire	77 46	153	A	Hartford	59 44
153	H	Hartford	59 56	290	H	Vermont	64 55
149	A	Binghamton	61 38	79	A	Albany (NY)	54 68

Non-Div I Games:

Maine Maritime

89 49

Me.-Fort Kent

100 40

Maine

Loss, Non-Conf, S Site, H Home A Away N Neutral

Average RPI Win:	300	WON-LOST	WINNING	LAST 10	STRENGTH OF	OPP. STRENGTH	TEAM	ADJ.	CONF.	ADJ CONF.
Average RPI Loss:	162	RECORD	PCT. RANK	GAMES	SCHEDULE	OF SCHEDULE	RPI	RPI	RPI	RPI
DIV. I ONLY	12- 16	214	5- 5	291	276	248	248	28	28	
DIV. I NON-CONF.	3- 8	268	0- 0	110	212	220	220	25	25	

TOTALS	RPI 1-25	RPI 26-50	W-L RECORDS	RPI 51-100	RPI 101-999	RPI 201+				
12- 16	0- 0	0- 3	OVERALL	0- 3	12- 10	12- 5				
7- 4	0- 0	0- 1	HOME	0- 2	7- 1	7- 0				
4- 12	0- 0	0- 2	AWAY	0- 1	4- 9	4- 5				
1- 0	0- 0	0- 0	NEUTRAL	0- 0	1- 0	1- 0				
3- 8	0- 0	0- 2	NON-CONFERENCE	0- 3	3- 3	3- 1				
1- 2	0- 0	0- 0	HOME	0- 2	1- 0	1- 0				
1- 6	0- 0	0- 2	AWAY	0- 1	1- 3	1- 1				
1- 0	0- 0	0- 0	NEUTRAL	0- 0	1- 0	1- 0				
9- 8	0- 0	0- 1	CONFERENCE	0- 0	9- 7	9- 4				
6- 2	0- 0	0- 1	HOME	0- 0	6- 1	6- 0				
3- 6	0- 0	0- 0	AWAY	0- 0	3- 6	3- 4				
0- 0	0- 0	0- 0	NEUTRAL	0- 0	0- 0	0- 0				

RPI 1-25				RPI 26-50				RPI 51-100				RPI 101+ Team's RPI: 248			
RPI	S	Opponent	Score	RPI	S	Opponent	Score	RPI	S	Opponent	Score	RPI	S	Opponent	Score
				35	A	Vi rgi ni a	47 69	59	H	Fordham	48 54	158	A	Mari st	40 65
				37	A	Cal i forni a	66 87	79	H	Al bany (NY)	56 62	182	A	Stony Brook	59 74
				40	H	Qui nni pi ac	64 80	83	A	Penn St.	46 78	185	A	New Hampshi re	55 68
												191	A	Si ena	51 56
												191	H	Si ena	54 56
												246	A	Ni agara	64 65
												246	H	Ni agara	82 64
												259	A	Fai rfi el d	52 55
												259	H	Fai rfi el d	55 44
												267	H	St. Franci s Brookl yn	57 54
												268	A	Sacred Heart	61 65
												273	A	Ri der	51 67
												285	A	Can i si us	59 56
												285	H	Can i si us	58 39
												286	A	LIU Brookl yn	72 38
												299	A	Monmouth	59 63
												299	H	Monmouth	63 53
												311	N	Coppi n St.	74 56
												335	A	I ona	57 48
												335	H	I ona	67 63
												348	A	Saint Peter' s	60 39
												348	H	Saint Peter' s	76 64
LAST 12 Di vi si on I GAMES:															
				348	A	Saint Peter' s	60 39	259	A	Fai rfi el d	52 55				
				335	A	I ona	57 48	273	A	Ri der	51 67				
				191	H	Si ena	54 56	299	H	Monmouth	63 53				
				299	A	Monmouth	59 63	191	A	Si ena	51 56				
				259	H	Fai rfi el d	55 44	335	H	I ona	67 63				
				246	H	Ni agara	82 64	246	A	Ni agara	64 65				

Non-Div I Games:

Manhattan

Average RPI Win:	276	WON-LOST	WINNING	LAST 10	STRENGTH OF	OPP. STRENGTH	TEAM	ADJ.	CONF.	ADJ CONF.
Average RPI Loss:	111	RECORD	PCT. RANK	GAMES	SCHEDULE	OF SCHEDULE	RPI	RPI	RPI	RPI
DIV. I ONLY	18- 11	108	9- 1	280	233	158	158	28	28	
DIV. I NON-CONF.	4- 8	239	0- 0	228	96	238	238	25	25	

TOTALS	RPI 1-25	RPI 26-50	W-L RECORDS	RPI 51-100	RPI 101-999	RPI 201+				
18- 11	0- 0	0- 4	OVERALL	0- 2	18- 5	17- 1				
9- 3	0- 0	0- 1	HOME	0- 2	9- 0	8- 0				
9- 6	0- 0	0- 1	AWAY	0- 0	9- 5	9- 1				
0- 2	0- 0	0- 2	NEUTRAL	0- 0	0- 0	0- 0				
4- 8	0- 0	0- 2	NON-CONFERENCE	0- 2	4- 4	4- 1				
2- 2	0- 0	0- 0	HOME	0- 2	2- 0	2- 0				
2- 4	0- 0	0- 0	AWAY	0- 0	2- 4	2- 1				
0- 2	0- 0	0- 2	NEUTRAL	0- 0	0- 0	0- 0				
14- 3	0- 0	0- 2	CONFERENCE	0- 0	14- 1	13- 0				
7- 1	0- 0	0- 1	HOME	0- 0	7- 0	6- 0				
7- 2	0- 0	0- 1	AWAY	0- 0	7- 1	7- 0				
0- 0	0- 0	0- 0	NEUTRAL	0- 0	0- 0	0- 0				

RPI 1-25				RPI 26-50				RPI 51-100				RPI 101+ Team's RPI: 158			
RPI	S	Opponent	Score	RPI	S	Opponent	Score	RPI	S	Opponent	Score	RPI	S	Opponent	Score
				40	A	Qui nni pi ac	56 62	82	H	Navy	70 77	119	A	Seton Hal l	60 85
				40	H	Qui nni pi ac	74 80	95	H	Dartmouth	51 60	132	A	Northeastern	72 78
				44	N	Purdue	47 61					191	A	Si ena	53 58
				46	N	Southern Cal i forni a	57 78					191	H	Si ena	73 54
												193	A	Temple	77 83
												204	A	Boston U.	80 52
												235	A	Hawai i	63 70
												236	H	Holy Cross	85 74
												246	A	Ni agara	84 78
												248	H	Manhattan	65 40
												259	A	Fai rfi el d	48 34
												259	H	Fai rfi el d	71 63
												270	A	Massachusetts	88 60
												273	A	Ri der	80 69
												273	H	Ri der	68 67
												285	A	Can i si us	78 53
												285	H	Can i si us	58 47
												299	A	Monmouth	85 57
												299	H	Monmouth	69 46
												329	H	Rhode Isl and	64 42
												335	A	I ona	55 45
												335	H	I ona	75 55
												348	A	Sai nt Peter' s	86 53
LAST 12 Di vi si on I GAMES:															
				335	A	I ona	55 45	335	H	I ona	75 55				
				40	H	Qui nni pi ac	74 80	285	A	Can i si us	78 53				
				259	A	Fai rfi el d	48 34	246	A	Ni agara	84 78				
				285	H	Can i si us	58 47	273	H	Ri der	68 67				
				299	A	Monmouth	85 57	191	A	Si ena	53 58				
				191	H	Si ena	73 54	259	H	Fai rfi el d	71 63				

Non-Di v I Games:

Marist

Average RPI Win: 295	WON-LOST RECORD	WINNING PCT. RANK	LAST 10 GAMES	STRENGTH OF SCHEDULE	OPP. STRENGTH OF SCHEDULE	TEAM RPI	ADJ. RPI	CONF. RPI	ADJ CONF. RPI
Average RPI Loss: 155									
DIV. I ONLY	6- 19	304	2- 8	265	171	316	316	18	18
DIV. I NON-CONF.	4- 7	226	0- 0	332	168	316	316	19	19

TOTALS	RPI 1-25	RPI 26-50	W-L RECORDS	RPI 51-100	RPI 101-999	RPI 201+			
6- 19	0- 0	0- 2	OVERALL	0- 5	6- 12	5- 6			
5- 9	0- 0	0- 1	HOME	0- 3	5- 5	4- 2			
1- 10	0- 0	0- 1	AWAY	0- 2	1- 7	1- 4			
0- 0	0- 0	0- 0	NEUTRAL	0- 0	0- 0	0- 0			
4- 7	0- 0	0- 0	NON-CONFERENCE	0- 3	4- 4	4- 1			
3- 4	0- 0	0- 0	HOME	0- 2	3- 2	3- 1			
1- 3	0- 0	0- 0	AWAY	0- 1	1- 2	1- 0			
0- 0	0- 0	0- 0	NEUTRAL	0- 0	0- 0	0- 0			
2- 12	0- 0	0- 2	CONFERENCE	0- 2	2- 8	1- 5			
2- 5	0- 0	0- 1	HOME	0- 1	2- 3	1- 1			
0- 7	0- 0	0- 1	AWAY	0- 1	0- 5	0- 4			
0- 0	0- 0	0- 0	NEUTRAL	0- 0	0- 0	0- 0			

RPI S Opponent	Score	RPI S Opponent	Score	RPI S Opponent	Score	RPI S Opponent	Score	Team's RPI: 316
42 A Western Ky.	50 77	77 H UAB	62 69	107 A Cleveland St.	76 85			
42 H Western Ky.	66 86	83 H Penn St.	65 80	112 H Middle Tenn.	57 73			
		86 H Ohio	52 54	139 A Charlotte	61 67			
		91 A Rice	44 87	159 H Southern Ill.	59 64			
		92 A Kentucky	39 69	162 A Florida	69 74			
				166 H Louisiana Tech	65 74			
				188 H UTEP	66 64			
				214 A Southern Miss.	61 70			
				225 A Fla. Atlantic	59 79			
				258 H Morgan St.	73 68			
				272 H Appalachian St.	54 56			
				281 A Old Dominion	53 69			
				282 H UTSA	59 72			
				307 A FIU	54 67			
				307 H FIU	78 75			
				333 A Tennessee St.	71 65			
				340 H Winthrop	70 40			
				346 H Longwood	90 45			
LAST 12 Division I GAMES:								
91 A Rice	44 87	139 A Charlotte	61 67					
42 A Western Ky.	50 77	307 H FIU	78 75					
188 H UTEP	66 64	112 H Middle Tenn.	57 73					
77 H UAB	62 69	42 H Western Ky.	66 86					
282 H UTSA	59 72	281 A Old Dominion	53 69					
214 A Southern Miss.	61 70	166 H Louisiana Tech	65 74					

Non-Div I Games: Ky. Christian 111 38 Alice Lloyd 96 46

Marshall

Average RPI Win:	139	WON-LOST	WINNING	LAST 10	STRENGTH OF	OPP. STRENGTH	TEAM	ADJ.	CONF.	ADJ CONF.
Average RPI Loss:	35	RECORD	PCT. RANK	GAMES	SCHEDULE	OF SCHEDULE	RPI	RPI	RPI	RPI
DIV. I ONLY	22- 6	33	6- 3	53	22	22	22	3	3	
DIV. I NON-CONF.	11- 2	22	1- 0	131	49	39	39	4	4	

TOTALS	RPI 1-25	RPI 26-50	W-L RECORDS	RPI 51-100	RPI 101-999	RPI 201+				
22- 6	2- 2	3- 3	OVERALL	7- 1	10- 0	8- 0				
11- 3	2- 1	1- 1	HOME	3- 1	5- 0	5- 0				
10- 3	0- 1	2- 2	AWAY	4- 0	4- 0	2- 0				
1- 0	0- 0	0- 0	NEUTRAL	0- 0	1- 0	1- 0				
11- 2	0- 2	1- 0	NON-CONFERENCE	3- 0	7- 0	7- 0				
6- 1	0- 1	0- 0	HOME	2- 0	4- 0	4- 0				
4- 1	0- 1	1- 0	AWAY	1- 0	2- 0	2- 0				
1- 0	0- 0	0- 0	NEUTRAL	0- 0	1- 0	1- 0				
11- 4	2- 0	2- 3	CONFERENCE	4- 1	3- 0	1- 0				
5- 2	2- 0	1- 1	HOME	1- 1	1- 0	1- 0				
6- 2	0- 0	1- 2	AWAY	3- 0	2- 0	0- 0				
0- 0	0- 0	0- 0	NEUTRAL	0- 0	0- 0	0- 0				

RPI	S	Opponent	Score	RPI	S	Opponent	Score	RPI	S	Opponent	Score	RPI	S	Opponent	Score
2	A	UConn	72 97	33	A	Rutgers	72 54	51	A	Miami (FL)	79 71	181	A	Northwestern	68 65
7	H	Ohio St.	99 69	33	H	Rutgers	88 60	52	H	Indiana	74 70	189	A	Wisconsin	71 44
13	H	South Carolina	86 94	35	A	Virginia	60 59	61	A	Nebraska	64 57	216	A	Akron	75 54
18	H	Iowa	80 64	38	A	Michigan	65 71	70	A	Michigan St.	76 68	221	H	Illinois	100 65
				44	H	Purdue	65 75	70	H	Michigan St.	68 82	246	H	Niagara	92 65
				45	A	Minnesota	74 93	79	H	Albany (NY)	91 58	247	H	Loyola Maryland	114 45
								83	A	Penn St.	69 65	264	H	Howard	111 49
								88	H	George Washington	80 54	288	H	Mt. St. Mary's	97 57
												293	N	Kennesaw St.	89 35
												311	A	Coppin St.	113 49

LAST 12 Division I GAMES:															
51	A	Miami (FL)	79 71	61	A	Nebraska	64 57	33	H	Rutgers	88 60	181	A	Northwestern	68 65
38	A	Michigan	65 71	33	H	Rutgers	88 60	7	H	Ohio St.	99 69	52	H	Indiana	74 70
45	A	Minnesota	74 93	181	A	Northwestern	68 65	52	H	Indiana	74 70	70	H	Michigan St.	68 82
44	H	Purdue	65 75	7	H	Ohio St.	99 69								
33	A	Rutgers	72 54												
70	A	Michigan St.	76 68												

Non-Div I Games:

Maryland

Average RPI Win:	267	WON-LOST	WINNING	LAST 10	STRENGTH OF	OPP. STRENGTH	TEAM	ADJ.	CONF.	ADJ CONF.
Average RPI Loss:	156	RECORD	PCT. RANK	GAMES	SCHEDULE	OF SCHEDULE	RPI	RPI	RPI	RPI
DIV. I ONLY	11- 15	220	5- 5	325	185	270	270	12	12	
DIV. I NON-CONF.	6- 5	153	0- 0	344	320	282	282	10	10	

TOTALS	RPI 1-25	RPI 26-50	W-L RECORDS	RPI 51-100	RPI 101-999	RPI 201+				
11- 15	0- 0	0- 1	OVERALL	1- 3	10- 11	9- 4				
6- 6	0- 0	0- 1	HOME	1- 1	5- 4	4- 1				
4- 9	0- 0	0- 0	AWAY	0- 2	4- 7	4- 3				
1- 0	0- 0	0- 0	NEUTRAL	0- 0	1- 0	1- 0				
6- 5	0- 0	0- 0	NON-CONFERENCE	1- 0	5- 5	5- 2				
3- 2	0- 0	0- 0	HOME	1- 0	2- 2	2- 0				
2- 3	0- 0	0- 0	AWAY	0- 0	2- 3	2- 2				
1- 0	0- 0	0- 0	NEUTRAL	0- 0	1- 0	1- 0				
5- 10	0- 0	0- 1	CONFERENCE	0- 3	5- 6	4- 2				
3- 4	0- 0	0- 1	HOME	0- 1	3- 2	2- 1				
2- 6	0- 0	0- 0	AWAY	0- 2	2- 4	2- 1				
0- 0	0- 0	0- 0	NEUTRAL	0- 0	0- 0	0- 0				

RPI 1-25				RPI 26-50				RPI 51-100				RPI 101+				Team's RPI: 270	
RPI	S	Opponent	Score	RPI	S	Opponent	Score	RPI	S	Opponent	Score	RPI	S	Opponent	Score		
				31	H	Dayton	49 78										
								59	H	Fordham	51 62	101	A	George Mason	60 71		
								73	A	Duquesne	57 60	131	A	Saint Louis	63 64		
								88	A	George Washington	49 55	132	H	Northeastern	54 64		
								89	H	Liberty	64 61	158	H	Marist	60 88		
												164	H	Saint Joseph's	79 84		
												169	A	North Dakota	52 82		
												170	A	Davidson	81 87		
												170	H	Davidson	70 68		
												213	A	Richmond	58 49		
												213	H	Richmond	39 51		
												242	H	La Salle	69 66		
												250	A	St. Bonaventure	59 69		
												274	H	Towson	72 49		
												279	A	North Dakota St.	70 82		
												283	H	VCU	79 75		
												304	A	Incarnate Word	64 45		
												315	A	UTRGV	59 67		
												329	A	Rhode Island	61 59		
												341	N	Mississippi Val.	85 46		
												344	A	UMass Lowell	73 63		
												348	H	Saint Peter's	81 65		
LAST 12 Division I GAMES:																	
				213	A	Richmond	58 49					213	H	Richmond	39 51		
				170	H	Davidson	70 68					329	A	Rhode Island	61 59		
				88	A	George Washington	49 55					170	A	Davidson	81 87		
				101	A	George Mason	60 71					283	H	VCU	79 75		
				31	H	Dayton	49 78					131	A	Saint Louis	63 64		
				242	H	La Salle	69 66					164	H	Saint Joseph's	79 84		

Non-Div I Games: Me.-Fort Kent 111 45 Fisher 121 38

Massachusetts

Average RPI Win: 319

Average RPI Loss: 161

WON-LOST
RECORDWINNING
PCT. RANKLAST 10
GAMESSTRENGTH OF
SCHEDULEOPP. STRENGTH
OF SCHEDULETEAM
RPIADJ.
RPICONF.
RPIADJ CONF.
RPIDIV. I ONLY
DIV. I NON-CONF.8- 15
1- 7254
3105- 5
0- 0302
125254
88280
286280
28626
2626
26

TOTALS

RPI 1-25

RPI 26-50

W-L RECORDS

RPI 51-100

RPI 101-999

RPI 201+

8- 15

0- 2

0- 0

OVERALL

0- 0

8- 13

8- 7

3- 6

0- 0

0- 0

HOME

0- 0

3- 6

3- 4

5- 9

0- 2

0- 0

AWAY

0- 0

5- 7

5- 3

0- 0

0- 0

0- 0

NEUTRAL

0- 0

0- 0

0- 0

1- 7

0- 2

0- 0

NON-CONFERENCE

0- 0

1- 5

1- 2

1- 2

0- 0

0- 0

HOME

0- 0

1- 2

1- 1

0- 5

0- 2

0- 0

AWAY

0- 0

0- 3

0- 1

0- 0

0- 0

0- 0

NEUTRAL

0- 0

0- 0

0- 0

7- 8

0- 0

0- 0

CONFERENCE

0- 0

7- 8

7- 5

2- 4

0- 0

0- 0

HOME

0- 0

2- 4

2- 3

5- 4

0- 0

0- 0

AWAY

0- 0

5- 4

5- 2

0- 0

0- 0

0- 0

NEUTRAL

0- 0

0- 0

0- 0

RPI 1-25

RPI 26-50

RPI 51-100

RPI 101+

Team's RPI: 280

RPI	S	Opponent	Score
5	A	Baylor	34 95
11	A	Texas	34 100

RPI	S	Opponent	Score
-----	---	----------	-------

RPI	S	Opponent	Score
-----	---	----------	-------

RPI	S	Opponent	Score
109	A	SFA	58 73
116	A	Lamar University	58 83
120	H	Tulane	66 70
127	H	Central Ark.	45 51
166	A	Louisiana Tech	62 78
175	A	Louisiana	86 98
205	A	SMU	59 65
226	H	Abilene Christian	75 80
227	H	Grambling	60 75
229	A	New Orleans	62 84
229	H	New Orleans	64 77
237	A	Nicholls St.	51 63
237	H	Nicholls St.	54 61
291	A	Southeastern La.	77 65
291	H	Southeastern La.	69 47
304	A	Incarnate Word	66 57
323	A	Houston Baptist	86 74
332	A	Northwestern St.	60 44
332	H	Northwestern St.	72 67
337	H	La.-Monroe	65 61
339	A	Sam Houston St.	66 63

LAST 12 Division I GAMES:

237	A	Nicholls St.	51 63	339	A	Sam Houston St.	66 63
229	A	New Orleans	62 84	116	A	Lamar University	58 83
127	H	Central Ark.	45 51	323	A	Houston Baptist	86 74
291	H	Southeastern La.	69 47	291	A	Southeastern La.	77 65
109	A	SFA	58 73	237	H	Nicholls St.	54 61
332	A	Northwestern St.	60 44	229	H	New Orleans	64 77

Non-Div I Games:

LSU-Alexandria

73 53

Louisiana Col.

84 46

Southern-N. O.

76 61

McNeese

■ Loss,
 ■ Non-Conf,
 ■ S Site,
 ■ Home
 ■ Away
 ■ Neutral

Average RPI Win:	195	WON-LOST	WINNING	LAST 10	STRENGTH OF	OPP. STRENGTH	TEAM	ADJ.	CONF.	ADJ CONF.
Average RPI Loss:	100	RECORD	PCT. RANK	GAMES	SCHEDULE	OF SCHEDULE	RPI	RPI	RPI	RPI
DIV. I ONLY	8- 19	276	1- 9	52	87	203	203	8	8	
DIV. I NON-CONF.	5- 8	220	0- 0	111	144	217	217	7	7	

TOTALS	RPI 1-25	RPI 26-50	W-L RECORDS	RPI 51-100	RPI 101-999	RPI 201+				
8- 19	0- 5	0- 0	OVERALL	1- 4	7- 10	3- 2				
6- 8	0- 2	0- 0	HOME	1- 2	5- 4	3- 2				
2- 8	0- 1	0- 0	AWAY	0- 2	2- 5	0- 0				
0- 3	0- 2	0- 0	NEUTRAL	0- 0	0- 1	0- 0				
5- 8	0- 2	0- 0	NON-CONFERENCE	1- 1	4- 5	3- 1				
4- 3	0- 0	0- 0	HOME	1- 1	3- 2	3- 1				
1- 2	0- 0	0- 0	AWAY	0- 0	1- 2	0- 0				
0- 3	0- 2	0- 0	NEUTRAL	0- 0	0- 1	0- 0				
3- 11	0- 3	0- 0	CONFERENCE	0- 3	3- 5	0- 1				
2- 5	0- 2	0- 0	HOME	0- 1	2- 2	0- 1				
1- 6	0- 1	0- 0	AWAY	0- 2	1- 3	0- 0				
0- 0	0- 0	0- 0	NEUTRAL	0- 0	0- 0	0- 0				

RPI 1-25				RPI 26-50				RPI 51-100				RPI 101+ Team's RPI: 203			
RPI	S	Opponent	Score	RPI	S	Opponent	Score	RPI	S	Opponent	Score	RPI	S	Opponent	Score
2	A	UConn	49 97					53	A	UCF	41 61	102	A	Little Rock	57 86
2	H	UConn	36 93					53	H	UCF	40 63	120	H	Tulane	73 60
7	N	Ohio St.	69 100					55	A	Houston	55 66	128	A	Cincinnati	53 64
19	H	South Fla.	62 81					77	H	UAB	64 62	134	A	Vanderbilt	71 60
23	N	DePaul	67 81					80	H	IUPUI	57 80	138	A	Wichita St.	61 69
												138	H	Wichita St.	64 77
												156	N	Kent St.	55 70
												159	H	Southern Ill.	56 68
												166	A	Louisiana Tech	40 65
												177	A	Tulsa	69 48
												187	A	East Carolina	62 75
												187	H	East Carolina	72 36
												205	H	SMU	35 53
												221	H	Illinois	47 63
												227	H	Grambling	57 48
												308	H	Jackson St.	64 53
												333	H	Tennessee St.	79 75

LAST 12 Division I GAMES:															
53	H	UCF	40 63	138	H	Wichita St.	64 77								
120	H	Tulane	73 60	2	H	UConn	36 93								
187	A	East Carolina	62 75	128	A	Cincinnati	53 64								
205	H	SMU	35 53	19	H	South Fla.	62 81								
55	A	Houston	55 66	177	A	Tulsa	69 48								
53	A	UCF	41 61	138	A	Wichita St.	61 69								

Non-Div I Games:

Memphis

Average RPI Win:	210	WON-LOST	WINNING	LAST 10	STRENGTH OF	OPP. STRENGTH	TEAM	ADJ.	CONF.	ADJ CONF.
Average RPI Loss:	34	RECORD	PCT. RANK	GAMES	SCHEDULE	OF SCHEDULE	RPI	RPI	RPI	RPI
DIV. I ONLY	26- 2	5	10- 0	268	140	58	58	17	17	
DIV. I NON-CONF.	13- 2	20	0- 0	250	152	70	70	17	17	

TOTALS	RPI 1-25	RPI 26-50	W-L RECORDS	RPI 51-100	RPI 101-999	RPI 201+				
26- 2	0- 1	0- 1	OVERALL	2- 0	24- 0	14- 0				
12- 1	0- 1	0- 0	HOME	1- 0	11- 0	7- 0				
13- 0	0- 0	0- 0	AWAY	1- 0	12- 0	6- 0				
1- 1	0- 0	0- 1	NEUTRAL	0- 0	1- 0	1- 0				
13- 2	0- 1	0- 1	NON-CONFERENCE	2- 0	11- 0	8- 0				
6- 1	0- 1	0- 0	HOME	1- 0	5- 0	4- 0				
6- 0	0- 0	0- 0	AWAY	1- 0	5- 0	3- 0				
1- 1	0- 0	0- 1	NEUTRAL	0- 0	1- 0	1- 0				
13- 0	0- 0	0- 0	CONFERENCE	0- 0	13- 0	6- 0				
6- 0	0- 0	0- 0	HOME	0- 0	6- 0	3- 0				
7- 0	0- 0	0- 0	AWAY	0- 0	7- 0	3- 0				
0- 0	0- 0	0- 0	NEUTRAL	0- 0	0- 0	0- 0				

RPI 1-25				RPI 26-50				RPI 51-100				Team's RPI : 58				RPI 101+			
RPI	S	Opponent	Score	RPI	S	Opponent	Score	RPI	S	Opponent	Score	RPI	S	Opponent	Score	RPI	S	Opponent	Score
25	H	Georgia	54 72	42	N	Western Ky.	62 67	53	A	UCF	73 64	108	A	Chattanooga	71 50	108	H	Chattanooga	65 56
								88	H	George Washi ngton	61 44					115	A	North Carolina	97 86
												121	A	ETSU	85 65	139	A	Charlotte	90 74
												157	A	Samford	73 59	157	H	Samford	48 45
												170	H	Davidson	69 54	174	A	Furman	86 64
												174	H	Furman	65 53	218	A	UNC Asheville	67 56
												223	A	UNCG	57 54	223	H	UNCG	80 57
												225	A	Fla. Atlantic	66 55	263	A	Campbell	58 57
												264	H	Howard	70 44	283	N	VCU	70 54
												301	A	Wofford	71 46	301	H	Wofford	80 39
												310	A	Western Caro.	53 46	310	H	Western Caro.	72 50
												319	H	South Carolina St.	74 53	327	H	Ga. Southern	72 45
												340	H	Winthrop	93 45				
LAST 12 Division I GAMES:																			
108	H	Chattanooga	65 56	108	A	Chattanooga	71 50												
223	A	UNCG	57 54	121	A	ETSU	85 65												
310	A	Western Caro.	53 46	310	H	Western Caro.	72 50												
157	H	Samford	48 45	223	H	UNCG	80 57												
301	H	Wofford	80 39	157	A	Samford	73 59												
174	H	Furman	65 53	174	A	Furman	86 64												

Non-Div I Games:

Mercer

Average RPI	Win:	144	WON-LOST	WINNING	LAST 10	STRENGTH OF	OPP. STRENGTH	TEAM	ADJ.	CONF.	ADJ CONF.
Average RPI	Loss:	45	RECORD	PCT. RANK	GAMES	SCHEDULE	OF SCHEDULE	RPI	RPI	RPI	RPI
DIV. I ONLY		19- 9		74	7- 3	38	19	51	51	1	1
DIV. I NON-CONF.		10- 3		52	0- 0	179	100	99	99	1	1

TOTALS	RPI 1-25		RPI 26-50		W-L RECORDS	RPI 51-100		RPI 101-999		RPI 201+	
19- 9	2- 5		2- 0		OVERALL	4- 3		11- 1		5- 0	
12- 5	2- 3		1- 0		HOME	3- 2		6- 0		4- 0	
5- 4	0- 2		1- 0		AWAY	1- 1		3- 1		0- 0	
2- 0	0- 0		0- 0		NEUTRAL	0- 0		2- 0		1- 0	
10- 3	0- 1		0- 0		NON-CONFERENCE	3- 1		7- 1		5- 0	
8- 2	0- 1		0- 0		HOME	3- 1		5- 0		4- 0	
0- 1	0- 0		0- 0		AWAY	0- 0		0- 1		0- 0	
2- 0	0- 0		0- 0		NEUTRAL	0- 0		2- 0		1- 0	
9- 6	2- 4		2- 0		CONFERENCE	1- 2		4- 0		0- 0	
4- 3	2- 2		1- 0		HOME	0- 1		1- 0		0- 0	
5- 3	0- 2		1- 0		AWAY	1- 1		3- 0		0- 0	
0- 0	0- 0		0- 0		NEUTRAL	0- 0		0- 0		0- 0	

RPI 1-25				RPI 26-50				RPI 51-100				Team's RPI: 51				RPI 101+			
RPI	S	Opponent	Score	RPI	S	Opponent	Score	RPI	S	Opponent	Score	RPI	S	Opponent	Score	RPI	S	Opponent	Score
1	A	Notre Dame	76 83	30	H	Syracuse	72 67	60	H	St. John's (NY)	64 74	114	H	Bethune-Cookman	85 39				
4	H	Louisville	74 84	35	A	Virginia	77 62	62	A	Georgia Tech	51 70	115	A	North Carolina	92 72				
8	A	Florida St.	67 105					70	H	Michigan St.	67 57	145	A	Colorado	61 67				
8	H	Florida St.	71 91					74	A	Virginia Tech	82 78	151	A	Clemson	72 60				
12	H	Duke	51 48					81	H	Maine	80 70	159	N	Southern Ill.	75 65				
21	H	NC State	52 48					92	H	Kentucky	65 54	173	H	Pittsburgh	82 58				
22	H	Maryland	71 79					97	H	Wake Forest	50 61	190	A	Boston College	65 43				
												229	H	New Orleans	76 46				
												289	N	Sacramento St.	82 56				
												290	H	Vermont	73 49				
												306	H	Alabama St.	79 31				
												307	H	FIU	77 69				

LAST 12 Division I GAMES:																			
62	A	Georgia Tech	51 70	74	A	Virginia Tech	82 78												
35	A	Virginia	77 62	4	H	Louisville	74 84												
173	H	Pittsburgh	82 58	190	A	Boston College	65 43												
8	H	Florida St.	71 91	30	H	Syracuse	72 67												
21	H	NC State	52 48	151	A	Clemson	72 60												
115	A	North Carolina	92 72	8	A	Florida St.	67 105												

Non-Div I Games:

Miami (FL)

Average RPI	Win:	196	WON-LOST	WINNING	LAST 10	STRENGTH OF	OPP. STRENGTH	TEAM	ADJ.	CONF.	ADJ CONF.
Average RPI	Loss:	80	RECORD	PCT. RANK	GAMES	SCHEDULE	OF SCHEDULE	RPI	RPI	RPI	RPI
DIV. I ONLY		17- 9		87	8- 2	136	106	87	87	7	7
DIV. I NON-CONF.		8- 3		65	0- 0	241	317	90	90	8	8

TOTALS	RPI 1-25		RPI 26-50		W-L RECORDS	RPI 51-100		RPI 101-999		RPI 201+	
17- 9	0- 2		0- 3		OVERALL	3- 0		14- 4		8- 0	
9- 3	0- 1		0- 1		HOME	2- 0		7- 1		5- 0	
7- 6	0- 1		0- 2		AWAY	1- 0		6- 3		3- 0	
1- 0	0- 0		0- 0		NEUTRAL	0- 0		1- 0		0- 0	
8- 3	0- 0		0- 1		NON-CONFERENCE	1- 0		7- 2		5- 0	
5- 0	0- 0		0- 0		HOME	0- 0		5- 0		4- 0	
2- 3	0- 0		0- 1		AWAY	1- 0		1- 2		1- 0	
1- 0	0- 0		0- 0		NEUTRAL	0- 0		1- 0		0- 0	
9- 6	0- 2		0- 2		CONFERENCE	2- 0		7- 2		3- 0	
4- 3	0- 1		0- 1		HOME	2- 0		2- 1		1- 0	
5- 3	0- 1		0- 1		AWAY	0- 0		5- 1		2- 0	
0- 0	0- 0		0- 0		NEUTRAL	0- 0		0- 0		0- 0	

RPI 1-25				RPI 26-50				RPI 51-100				Team's RPI: 87				RPI 101+			
RPI	S	Opponent	Score	RPI	S	Opponent	Score	RPI	S	Opponent	Score	RPI	S	Opponent	Score	RPI	S	Opponent	Score
14	A	Buffalo	67 72	27	H	Central Mich.	66 84	63	H	Toledo	67 58	110	A	Western Mich.	70 81				
14	H	Buffalo	49 64	39	A	Ball St.	61 86	80	A	IUPUI	96 83	126	A	Northern Ill.	77 62				
				44	A	Purdue	66 75	86	H	Ohio	64 55	126	H	Northern Ill.	67 65				
												128	A	Cincinnati	62 73				
												142	A	Loyola Marymount	71 84				
												156	A	Kent St.	65 59				
												167	N	Denver	69 52				
												179	H	Jacksonville St.	58 55				
												201	A	Eastern Mich.	73 69				
												201	H	Eastern Mich.	59 74				
												210	A	Bowling Green	66 62				
												216	A	Akron	77 50				
												216	H	Akron	75 67				
												259	A	Indiana St.	68 56				
												285	H	Canisius	72 47				
												300	H	Valparaiso	77 68				
												322	H	Detroit Mercy	91 64				
												342	H	Florida A&M	73 33				

LAST 12 Division I GAMES:																			
216	A	Akron	77 50	86	H	Ohio	64 55	201	A	Eastern Mich.	73 69	110	A	Western Mich.	70 81				
156	A	Kent St.	65 59	201	A	Eastern Mich.	73 69	216	H	Akron	75 67	201	H	Eastern Mich.	59 74				
14	H	Buffalo	49 64	110	A	Western Mich.	70 81	14	A	Buffalo	67 72								
63	H	Toledo	67 58																
210	A	Bowling Green	66 62																
126	A	Northern Ill.	77 62																

Non-Div I Games:

Mi ami (OH)

Average RPI Win:	221	WON-LOST	WINNING	LAST 10	STRENGTH OF	OPP. STRENGTH	TEAM	ADJ.	CONF.	ADJ CONF.
Average RPI Loss:	91	RECORD	PCT. RANK	GAMES	SCHEDULE	OF SCHEDULE	RPI	RPI	RPI	RPI
DIV. I ONLY	16- 11	120	6- 4	143	122	112	112	18	18	
DIV. I NON-CONF.	8- 5	111	0- 0	256	35	123	123	19	19	

TOTALS	RPI 1-25	RPI 26-50	W-L RECORDS	RPI 51-100	RPI 101-999	RPI 201+				
16- 11	0- 1	0- 3	OVERALL	2- 3	14- 4	10- 1				
8- 4	0- 0	0- 1	HOME	2- 1	6- 2	4- 1				
7- 6	0- 1	0- 1	AWAY	0- 2	7- 2	5- 0				
1- 1	0- 0	0- 1	NEUTRAL	0- 0	1- 0	1- 0				
8- 5	0- 1	0- 1	NON-CONFERENCE	1- 1	7- 2	5- 0				
5- 0	0- 0	0- 0	HOME	1- 0	4- 0	3- 0				
2- 4	0- 1	0- 0	AWAY	0- 1	2- 2	1- 0				
1- 1	0- 0	0- 1	NEUTRAL	0- 0	1- 0	1- 0				
8- 6	0- 0	0- 2	CONFERENCE	1- 2	7- 2	5- 1				
3- 4	0- 0	0- 1	HOME	1- 1	2- 2	1- 1				
5- 2	0- 0	0- 1	AWAY	0- 1	5- 0	4- 0				
0- 0	0- 0	0- 0	NEUTRAL	0- 0	0- 0	0- 0				

RPI 1-25				RPI 26-50				RPI 51-100				RPI 101+ Team's RPI: 112			
RPI	S	Opponent	Score	RPI	S	Opponent	Score	RPI	S	Opponent	Score	RPI	S	Opponent	Score
4	A	Louisville	26 80	42	A	Western Ky.	43 57	62	A	Georgia Tech	45 48	120	A	Tulane	44 62
				42	H	Western Ky.	60 76	77	A	UAB	58 65	134	A	Vanderbilt	65 54
				46	N	Southern California	57 72	77	H	UAB	51 59	139	H	Charlotte	64 45
								91	H	Rice	51 41	155	A	Ole Miss	56 65
								92	H	Kentucky	62 57	160	H	Troy	73 57
												166	H	Louisiana Tech	49 66
												188	A	UTEP	54 45
												208	H	North Texas	56 48
												214	H	Southern Miss.	53 61
												218	A	UNC Asheville	72 57
												225	A	Fla. Atlantic	69 65
												261	H	Lipscomb	72 48
												282	A	UTSA	62 47
												285	N	Canisius	55 45
												307	A	FIU	63 59
												311	H	Coppin St.	69 39
												312	H	Tennessee Tech	58 44
												316	A	Marshall	73 57

LAST 12 Division I GAMES:															
				77	A	UAB	58 65	139	H	Charlotte	64 45				
				91	H	Rice	51 41	316	A	Marshall	73 57				
				42	H	Western Ky.	60 76	214	H	Southern Miss.	53 61				
				307	A	FIU	63 59	208	H	North Texas	56 48				
				225	A	Fla. Atlantic	69 65	188	A	UTEP	54 45				
				166	H	Louisiana Tech	49 66	282	A	UTSA	62 47				

Non-Div I Games:

Middle Tenn.

■ Loss,
■ Non-Conf,
■ S Site,
■ H Home
■ A Away
N Neutral

Average RPI Win: 226	WON-LOST RECORD	WINNING PCT. RANK	LAST 10 GAMES	STRENGTH OF SCHEDULE	OPP. STRENGTH OF SCHEDULE	TEAM RPI	ADJ. RPI	CONF. RPI	ADJ CONF. RPI
Average RPI Loss: 88									
DIV. I ONLY	20- 9	71	6- 4	205	154	104	104	11	11
DIV. I NON-CONF.	9- 3	61	0- 0	285	184	112	112	14	14

TOTALS	RPI 1-25	RPI 26-50	W-L RECORDS	RPI 51-100	RPI 101-999	RPI 201+			
20- 9	0- 2	0- 1	OVERALL	2- 4	18- 2	12- 1			
8- 4	0- 1	0- 1	HOME	1- 1	7- 1	5- 1			
11- 4	0- 1	0- 0	AWAY	1- 2	10- 1	6- 0			
1- 1	0- 0	0- 0	NEUTRAL	0- 1	1- 0	1- 0			
9- 3	0- 0	0- 1	NON-CONFERENCE	0- 2	9- 0	6- 0			
3- 1	0- 0	0- 1	HOME	0- 0	3- 0	3- 0			
5- 1	0- 0	0- 0	AWAY	0- 1	5- 0	2- 0			
1- 1	0- 0	0- 0	NEUTRAL	0- 1	1- 0	1- 0			
11- 6	0- 2	0- 0	CONFERENCE	2- 2	9- 2	6- 1			
5- 3	0- 1	0- 0	HOME	1- 1	4- 1	2- 1			
6- 3	0- 1	0- 0	AWAY	1- 1	5- 1	4- 0			
0- 0	0- 0	0- 0	NEUTRAL	0- 0	0- 0	0- 0			

RPI S Opponent	Score	RPI S Opponent	Score	RPI S Opponent	Score	RPI S Opponent	Score	Team's RPI: 104
16 A Green Bay	29 52	26 H Marquette	68 83	55 N Houston	59 74	107 A Cleveland St.	69 63	
16 H Green Bay	36 65			78 A Drake	73 77	107 H Cleveland St.	79 72	
				80 A IUPUI	67 60	111 A Western Ill.	77 67	
				80 H IUPUI	68 70	168 A Youngstown St.	85 86	
				96 A Wright St.	51 56	168 H Youngstown St.	62 61	
				96 H Wright St.	59 53	181 A Northwestern	66 57	
						189 A Wisconsin	67 64	
						211 A Oakland	74 62	
						217 N CSUN	58 50	
						252 H Illinois St.	61 59	
						256 A Northern Ky.	52 49	
						256 H Northern Ky.	57 60	
						279 H North Dakota St.	74 38	
						302 H Loyola Chicago	63 41	
						322 A Detroit Mercy	70 61	
						322 H Detroit Mercy	90 45	
						325 A Ill. -Chicago	76 53	
						325 H Ill. -Chicago	59 44	
						328 A Fort Wayne	60 48	
						345 A Chicago St.	84 59	
LAST 12 Division I GAMES:								
322 H Detroit Mercy	90 45	96 H Wright St.	59 53	325 H Ill. -Chicago	59 44			
80 A IUPUI	67 60	325 H Ill. -Chicago	59 44	80 H IUPUI	68 70			
107 A Cleveland St.	69 63	322 A Detroit Mercy	70 61					
168 A Youngstown St.	85 86	211 A Oakland	74 62					
16 H Green Bay	36 65	325 A Ill. -Chicago	76 53					
256 H Northern Ky.	57 60							

Non-Div I Games:

Milwaukee

Average RPI	Win:	144	WON-LOST	WINNING	LAST 10	STRENGTH OF	OPP. STRENGTH	TEAM	ADJ.	CONF.	ADJ CONF.
Average RPI	Loss:	66	RECORD	PCT. RANK	GAMES	SCHEDULE	OF SCHEDULE	RPI	RPI	RPI	RPI
DIV. I ONLY		21- 7	46	7- 3	112	27	45	45	3	3	
DIV. I NON-CONF.		11- 2	22	0- 0	304	65	77	77	4	4	

TOTALS	RPI 1-25		RPI 26-50		W-L RECORDS		RPI 51-100		RPI 101-999		RPI 201+
21- 7	2- 2		2- 1		OVERALL		5- 2		12- 2		4- 0
13- 2	2- 0		1- 0		HOME		2- 2		8- 0		3- 0
7- 5	0- 2		1- 1		AWAY		2- 0		4- 2		1- 0
1- 0	0- 0		0- 0		NEUTRAL		1- 0		0- 0		0- 0
11- 2	0- 0		0- 0		NON-CONFERENCE		2- 0		9- 2		4- 0
7- 0	0- 0		0- 0		HOME		0- 0		7- 0		3- 0
3- 2	0- 0		0- 0		AWAY		1- 0		2- 2		1- 0
1- 0	0- 0		0- 0		NEUTRAL		1- 0		0- 0		0- 0
10- 5	2- 2		2- 1		CONFERENCE		3- 2		3- 0		0- 0
6- 2	2- 0		1- 0		HOME		2- 2		1- 0		0- 0
4- 3	0- 2		1- 1		AWAY		1- 0		2- 0		0- 0
0- 0	0- 0		0- 0		NEUTRAL		0- 0		0- 0		0- 0

RPI	S	Opponent	Score	RPI	S	Opponent	Score	Team's RPI: 45	RPI	S	Opponent	Score	RPI	S	Opponent	Score
7	A	Ohio St.	75 91	33	A	Rutgers	70 80		52	H	Indiana	70 82	113	A	Georgetown	73 63
18	A	Iowa	84 92	38	H	Michigan	93 87		61	H	Nebraska	74 79	115	A	North Carolina	83 88
18	H	Iowa	77 72	44	A	Purdue	78 74		70	H	Michigan St.	83 77	147	H	Cal Poly	112 68
22	H	Maryland	93 74						83	A	Penn St.	91 71	176	A	San Diego	69 72
									83	H	Penn St.	101 68	181	A	Northwestern	90 63
									84	A	UNLV	79 72	189	A	Wisconsin	71 61
									97	N	Wake Forest	93 81	189	H	Wisconsin	90 65
													190	H	Boston College	78 68
													198	H	Lehigh	107 73
													201	H	Eastern Mich.	80 56
													220	H	Xavier	74 62
													238	H	UC Riverside	101 75
													283	H	VCU	108 63
													329	A	Rhode Island	82 60
LAST 12 Division I GAMES:																
52	H	Indiana	70 82	189	A	Wisconsin	71 61									
22	H	Maryland	93 74	18	H	Iowa	77 72									
38	H	Michigan	93 87	189	H	Wisconsin	90 65									
83	H	Penn St.	101 68	33	A	Rutgers	70 80									
44	A	Purdue	78 74	83	A	Penn St.	91 71									
18	A	Iowa	84 92	70	H	Michigan St.	83 77									

Non-Div I Games:

Minnesota

Average RPI	Win:	103	WON-LOST	WINNING	LAST 10	STRENGTH OF	OPP. STRENGTH	TEAM	ADJ.	CONF.	ADJ CONF.
Average RPI	Loss:	0	RECORD	PCT. RANK	GAMES	SCHEDULE	OF SCHEDULE	RPI	RPI	RPI	RPI
DIV. I ONLY		29- 0		1	10- 0	28	13	3	3	2	2
DIV. I NON-CONF.		14- 0		1	0- 0	41	32	4	4	2	2

TOTALS	RPI 1-25		RPI 26-50		W-L RECORDS	RPI 51-100		RPI 101-999		RPI 201+	
29- 0	7- 0		4- 0		OVERALL	6- 0		12- 0		3- 0	
16- 0	3- 0		1- 0		HOME	5- 0		7- 0		3- 0	
8- 0	3- 0		1- 0		AWAY	1- 0		3- 0		0- 0	
5- 0	1- 0		2- 0		NEUTRAL	0- 0		2- 0		0- 0	
14- 0	2- 0		3- 0		NON-CONFERENCE	3- 0		6- 0		3- 0	
8- 0	1- 0		1- 0		HOME	2- 0		4- 0		3- 0	
1- 0	0- 0		0- 0		AWAY	1- 0		0- 0		0- 0	
5- 0	1- 0		2- 0		NEUTRAL	0- 0		2- 0		0- 0	
15- 0	5- 0		1- 0		CONFERENCE	3- 0		6- 0		0- 0	
8- 0	2- 0		0- 0		HOME	3- 0		3- 0		0- 0	
7- 0	3- 0		1- 0		AWAY	0- 0		3- 0		0- 0	
0- 0	0- 0		0- 0		NEUTRAL	0- 0		0- 0		0- 0	

RPI	S	Opponent	Score	RPI	S	Opponent	Score	RPI	S	Opponent	Score	RPI	S	Opponent	Score
6	H	Oregon	90 79	29	A	LSU	83 70	67	H	Oklahoma St.	79 76	102	H	Little Rock	86 48
10	A	Tennessee	71 52	30	N	Syracuse	76 65	81	H	Maine	83 43	123	H	Arkansas	111 69
13	H	South Carolina	67 53	35	H	Virginia	68 53	84	A	UNLV	103 63	134	A	Vanderbilt	95 50
16	N	Green Bay	67 46	48	N	Arizona St.	65 57	85	H	Alabama	75 61	155	A	Ole Miss	69 49
17	A	Missouri	57 53					92	H	Kentucky	74 55	155	H	Ole Miss	76 45
20	H	Texas A&M	76 55					100	H	Auburn	82 61	162	A	Florida	98 50
25	A	Georgia	86 62									162	H	Florida	90 53
												175	N	Louisiana	94 37
												199	N	Columbia	90 54
												214	H	Southern Miss.	91 56
												309	H	Georgia St.	106 50
												341	H	Mississippi Val.	112 36

LAST 12 Division I GAMES:															
100	H	Auburn	82 61	17	A	Missouri	57 53	155	A	Ole Miss	69 49	162	H	Florida	90 53
20	H	Texas A&M	76 55					85	H	Alabama	75 61				
134	A	Vanderbilt	95 50					155	H	Ole Miss	76 45				
92	H	Kentucky	74 55												
162	A	Florida	98 50												
13	H	South Carolina	67 53												

Non-Div I Games:

Mississippi St.

Average RPI Win:	302	WON-LOST	WINNING	LAST 10	STRENGTH OF	OPP. STRENGTH	TEAM	ADJ.	CONF.	ADJ CONF.
Average RPI Loss:	209	RECORD	PCT. RANK	GAMES	SCHEDULE	OF SCHEDULE	RPI	RPI	RPI	RPI
DIV. I ONLY	2- 25	342	2- 8	229	336	341	341	32	32	
DIV. I NON-CONF.	0- 12	337	0- 0	52	183	287	287	32	32	

TOTALS	RPI 1-25	RPI 26-50	W-L RECORDS	RPI 51-100	RPI 101-999	RPI 201+				
2- 25	0- 1	0- 2	OVERALL	0- 3	2- 19	2- 16				
1- 9	0- 0	0- 0	HOME	0- 0	1- 9	1- 8				
1- 11	0- 0	0- 0	AWAY	0- 0	1- 1	1- 0				
0- 5	0- 0	0- 1	NEUTRAL	0- 2	0- 2	0- 2				
0- 12	0- 1	0- 2	NON-CONFERENCE	0- 3	0- 6	0- 5				
0- 1	0- 0	0- 0	HOME	0- 0	0- 1	0- 1				
0- 6	0- 1	0- 1	AWAY	0- 1	0- 3	0- 2				
0- 5	0- 0	0- 1	NEUTRAL	0- 2	0- 2	0- 2				
2- 13	0- 0	0- 0	CONFERENCE	0- 0	2- 13	2- 11				
1- 8	0- 0	0- 0	HOME	0- 0	1- 8	1- 7				
1- 5	0- 0	0- 0	AWAY	0- 0	1- 5	1- 4				
0- 0	0- 0	0- 0	NEUTRAL	0- 0	0- 0	0- 0				

RPI 1-25				RPI 26-50				RPI 51-100				RPI 101+ Team's RPI: 341			
RPI	S	Opponent	Score	RPI	S	Opponent	Score	RPI	S	Opponent	Score	RPI	S	Opponent	Score
3	A	Mississippi St.	36 112	31	N	Dayton	46 65	70	N	Michigan St.	64 83	145	A	Colorado	48 85
				42	A	Western Ky.	48 87	77	A	UAB	72 87	186	A	Southern U.	58 66
								78	N	Drake	60 96	186	H	Southern U.	54 70
												214	A	Southern Miss.	69 84
												227	H	Grambling	62 64
												237	H	Nicholls St.	57 62
												241	A	Texas Southern	39 55
												241	H	Texas Southern	53 72
												257	A	Prairie View	73 78
												257	H	Prairie View	74 75
												270	N	Massachusetts	46 85
												282	N	UTSA	55 68
												294	A	Murray St.	63 64
												295	A	Alcorn	62 61
												295	H	Alcorn	70 76
												306	A	Alabama St.	41 76
												306	H	Alabama St.	62 70
												308	H	Jackson St.	72 61
												318	A	Alabama A&M	48 65
												318	H	Alabama A&M	49 57
												338	H	Ark. -Pine Bluff	59 64

LAST 12 Division I GAMES:															
257	H	Prairie View	74 75	227	H	Grambling	62 64								
241	H	Texas Southern	53 72	308	H	Jackson St.	72 61								
186	A	Southern U.	58 66	257	A	Prairie View	73 78								
295	A	Alcorn	62 61	241	A	Texas Southern	39 55								
318	H	Alabama A&M	49 57	186	H	Southern U.	54 70								
306	H	Alabama St.	62 70	295	H	Alcorn	70 76								

Non-Div I Games:

Mississippi Val.

Average RPI Win:	122	WON-LOST	WINNING	LAST 10	STRENGTH OF	OPP. STRENGTH	TEAM	ADJ.	CONF.	ADJ CONF.
Average RPI Loss:	22	RECORD	PCT. RANK	GAMES	SCHEDULE	OF SCHEDULE	RPI	RPI	RPI	RPI
DIV. I ONLY	23- 5	20	7- 3	47	12	17	17	2	2	
DIV. I NON-CONF.	12- 1	6	0- 0	79	43	15	15	2	2	

TOTALS	RPI 1-25	RPI 26-50	W-L RECORDS	RPI 51-100	RPI 101-999	RPI 201+				
23- 5	2- 3	2- 2	OVERALL	7- 0	12- 0	4- 0				
12- 2	2- 1	0- 1	HOME	3- 0	7- 0	2- 0				
7- 2	0- 2	1- 0	AWAY	3- 0	3- 0	0- 0				
4- 1	0- 0	1- 1	NEUTRAL	1- 0	2- 0	2- 0				
12- 1	0- 0	2- 1	NON-CONFERENCE	4- 0	6- 0	4- 0				
6- 0	0- 0	0- 0	HOME	2- 0	4- 0	2- 0				
2- 0	0- 0	1- 0	AWAY	1- 0	0- 0	0- 0				
4- 1	0- 0	1- 1	NEUTRAL	1- 0	2- 0	2- 0				
11- 4	2- 3	0- 1	CONFERENCE	3- 0	6- 0	0- 0				
6- 2	2- 1	0- 1	HOME	1- 0	3- 0	0- 0				
5- 2	0- 2	0- 0	AWAY	2- 0	3- 0	0- 0				
0- 0	0- 0	0- 0	NEUTRAL	0- 0	0- 0	0- 0				

RPI 1-25			Team's RPI: 17		RPI 26-50			RPI 51-100			RPI 101+			
RPI	S	Opponent	Score		RPI	S	Opponent	Score		RPI	S	Opponent	Score	
3	H	Mississippi St.	53	57	29	H	LSU	65	69	52	N	Indiana	75	55
10	H	Tennessee	77	73	37	A	California	55	52	85	A	Alabama	62	56
13	A	South Carolina	54	64	40	N	Quinnipiac	66	51	90	H	Kansas St.	73	59
13	H	South Carolina	83	74	42	N	Western Ky.	76	79	92	H	Kentucky	83	78
25	A	Georgia	50	62						94	A	Missouri St.	69	59
										96	H	Wright St.	82	80
										100	A	Auburn	59	51
LAST 12 Division I GAMES:														
134	H	Vanderbilt	83	68	3	H	Mississippi St.	53	57					
10	H	Tennessee	77	73	13	A	South Carolina	54	64					
100	A	Auburn	59	51	25	A	Georgia	50	62					
123	A	Arkansas	84	58	123	H	Arkansas	88	54					
92	H	Kentucky	83	78	155	A	Ole Miss	67	48					
162	H	Florida	66	64	134	A	Vanderbilt	81	70					

Non-Div I Games:

Missouri

Average RPI Win:	236	WON-LOST	WINNING	LAST 10	STRENGTH OF	OPP. STRENGTH	TEAM	ADJ.	CONF.	ADJ CONF.
Average RPI Loss:	78	RECORD	PCT. RANK	GAMES	SCHEDULE	OF SCHEDULE	RPI	RPI	RPI	RPI
DIV. I ONLY	16- 10	110	8- 2	116	197	94	94	24	24	
DIV. I NON-CONF.	3- 7	254	0- 0	14	37	151	151	21	21	

TOTALS	RPI 1-25	RPI 26-50	W-L RECORDS	RPI 51-100	RPI 101-999	RPI 201+				
16- 10	0- 2	0- 1	OVERALL	0- 4	16- 3	10- 0				
9- 2	0- 1	0- 0	HOME	0- 1	9- 0	4- 0				
7- 6	0- 0	0- 1	AWAY	0- 2	7- 3	6- 0				
0- 2	0- 1	0- 0	NEUTRAL	0- 1	0- 0	0- 0				
3- 7	0- 2	0- 1	NON-CONFERENCE	0- 2	3- 2	0- 0				
3- 1	0- 1	0- 0	HOME	0- 0	3- 0	0- 0				
0- 4	0- 0	0- 1	AWAY	0- 1	0- 2	0- 0				
0- 2	0- 1	0- 0	NEUTRAL	0- 1	0- 0	0- 0				
13- 3	0- 0	0- 0	CONFERENCE	0- 2	13- 1	10- 0				
6- 1	0- 0	0- 0	HOME	0- 1	6- 0	4- 0				
7- 2	0- 0	0- 0	AWAY	0- 1	7- 1	6- 0				
0- 0	0- 0	0- 0	NEUTRAL	0- 0	0- 0	0- 0				

RPI 1-25				RPI 26-50				RPI 51-100 Team's RPI: 94				RPI 101+			
RPI	S	Opponent	Score	RPI	S	Opponent	Score	RPI	S	Opponent	Score	RPI	S	Opponent	Score
5	N	Bayl or	58 100	39	A	Bal l St.	58 70	75	N	Penn	60 65	102	A	Little Rock	51 63
17	H	Missouri	59 69					78	A	Drake	65 84	138	A	Wichita St.	58 72
								78	H	Drake	68 80	138	H	Wichita St.	94 71
								85	A	Alabama	61 65	141	A	UNI	57 52
												141	H	UNI	62 52
												159	A	Southern Ill.	69 71
												159	H	Southern Ill.	79 61
												178	H	Oral Roberts	76 66
												181	H	Northwestern	90 59
												252	A	Illinois St.	56 50
												252	H	Illinois St.	75 58
												259	A	Indiana St.	77 63
												262	A	Bradley	71 65
												262	H	Bradley	74 54
												300	A	Valparaiso	66 60
												300	H	Valparaiso	83 60
												302	A	Loyola Chicago	69 58
												302	H	Loyola Chicago	75 36
												349	A	Evansville	95 65

LAST 12 Division I GAMES:															
159	H	Southern Ill.	79 61	141	A	UNI	57 52								
300	A	Valparaiso	66 60	159	A	Southern Ill.	69 71								
302	A	Loyola Chicago	69 58	302	H	Loyola Chicago	75 36								
252	H	Illinois St.	75 58	300	H	Valparaiso	83 60								
262	H	Bradley	74 54	262	A	Bradley	71 65								
78	A	Drake	65 84	252	A	Illinois St.	56 50								

Non-Div I Games: Central Mo. 62 36

Missouri St.

Average RPI Win: 285	WON-LOST RECORD	WINNING PCT. RANK	LAST 10 GAMES	STRENGTH OF SCHEDULE	OPP. STRENGTH OF SCHEDULE	TEAM RPI	ADJ. RPI	CONF. RPI	ADJ CONF. RPI
Average RPI Loss: 178									
DIV. I ONLY	9- 19	266	4- 6	258	318	299	299	28	28
DIV. I NON-CONF.	2- 9	295	0- 0	58	287	248	248	25	25

TOTALS	RPI 1-25	RPI 26-50	W-L RECORDS	RPI 51-100	RPI 101-999	RPI 201+			
9- 19	0- 0	0- 1	OVERALL	0- 5	9- 13	9- 7			
7- 7	0- 0	0- 1	HOME	0- 3	7- 3	7- 1			
1- 12	0- 0	0- 0	AWAY	0- 2	1- 10	1- 6			
1- 0	0- 0	0- 0	NEUTRAL	0- 0	1- 0	1- 0			
2- 9	0- 0	0- 0	NON-CONFERENCE	0- 5	2- 4	2- 1			
1- 4	0- 0	0- 0	HOME	0- 3	1- 1	1- 0			
0- 5	0- 0	0- 0	AWAY	0- 2	0- 3	0- 1			
1- 0	0- 0	0- 0	NEUTRAL	0- 0	1- 0	1- 0			
7- 10	0- 0	0- 1	CONFERENCE	0- 0	7- 9	7- 6			
6- 3	0- 0	0- 1	HOME	0- 0	6- 2	6- 1			
1- 7	0- 0	0- 0	AWAY	0- 0	1- 7	1- 5			
0- 0	0- 0	0- 0	NEUTRAL	0- 0	0- 0	0- 0			

RPI S Opponent	Score	RPI S Opponent	Score	RPI S Opponent	Score	RPI S Opponent	Score	Team's RPI: 299
40 H Qui nni pi ac	55 76	74 H Virginia Tech	34 84	130 A Robert Morris	38 56			
		79 H Albany (NY)	44 68	151 A Clemson	54 57			
		82 A Navy	49 73	158 A Marist	46 69			
		88 H George Washington	45 59	158 H Marist	57 85			
		98 A Jacksonv ille	65 74	191 A Si ena	41 44			
				198 H Lehi gh	57 75			
				246 A Ni agara	65 68			
				246 H Ni agara	65 63			
				248 A Manhattan	53 63			
				248 H Manhattan	63 59			
				251 N North Florida	67 57			
				259 A Fai rfi eld	55 61			
				259 H Fai rfi eld	73 65			
				268 H Sacred Heart	69 64			
				269 A Fai rlei gh Di ckin son	61 78			
				273 H Ri der	63 56			
				285 A Cani si us	50 62			
				285 H Cani si us	48 60			
				335 A I ona	62 56			
				335 H I ona	68 56			
				348 A Sai nt Peter' s	47 67			
				348 H Sai nt Peter' s	51 44			
LAST 12 Di vi si on I GAMES:								
259 H Fai rfi eld	73 65	191 A Si ena	41 44					
246 A Ni agara	65 68	273 H Ri der	63 56					
285 A Cani si us	50 62	248 A Manhattan	53 63					
248 H Manhattan	63 59	348 A Sai nt Peter' s	47 67					
246 H Ni agara	65 63	335 H I ona	68 56					
158 H Marist	57 85	285 H Cani si us	48 60					

Non-Di v I Games:

Monmouth

Average RPI Win:	249	WON-LOST	WINNING	LAST 10	STRENGTH OF	OPP. STRENGTH	TEAM	ADJ.	CONF.	ADJ CONF.
Average RPI Loss:	133	RECORD	PCT. RANK	GAMES	SCHEDULE	OF SCHEDULE	RPI	RPI	RPI	RPI
DIV. I ONLY	11- 14	210	4- 6	255	146	244	244	19	19	
DIV. I NON-CONF.	3- 7	254	0- 0	102	234	258	258	13	13	

TOTALS	RPI 1-25	RPI 26-50	W-L RECORDS	RPI 51-100	RPI 101-999	RPI 201+				
11- 14	0- 0	0- 4	OVERALL	0- 2	11- 8	7- 4				
8- 6	0- 0	0- 2	HOME	0- 1	8- 3	5- 1				
3- 6	0- 0	0- 1	AWAY	0- 1	3- 4	2- 2				
0- 2	0- 0	0- 1	NEUTRAL	0- 0	0- 1	0- 1				
3- 7	0- 0	0- 2	NON-CONFERENCE	0- 2	3- 3	2- 2				
3- 3	0- 0	0- 1	HOME	0- 1	3- 1	2- 1				
0- 2	0- 0	0- 0	AWAY	0- 1	0- 1	0- 0				
0- 2	0- 0	0- 1	NEUTRAL	0- 0	0- 1	0- 1				
8- 7	0- 0	0- 2	CONFERENCE	0- 0	8- 5	5- 2				
5- 3	0- 0	0- 1	HOME	0- 0	5- 2	3- 0				
3- 4	0- 0	0- 1	AWAY	0- 0	3- 3	2- 2				
0- 0	0- 0	0- 0	NEUTRAL	0- 0	0- 0	0- 0				

RPI	S	Opponent	Score	RPI	S	Opponent	Score	RPI	S	Opponent	Score	RPI	S	Opponent	Score
26	N	Marquette	68 87	66	A	Wyoming	62 67	109	H	SFA	60 52	133	A	Portland St.	53 70
36	A	Northern Colo.	50 68	92	H	Kentucky	54 71	133	H	Portland St.	69 53	136	A	Fresno St.	58 61
36	H	Northern Colo.	58 64					137	H	Idaho	56 67	154	H	Eastern Wash.	72 75
43	H	Gonzaga	55 70					169	A	North Dakota	54 43	169	H	North Dakota	53 51
								228	A	Montana St.	64 81	232	H	Seattle U	64 78
								259	N	Indiana St.	45 57	289	A	Sacramento St.	64 79
								289	H	Sacramento St.	68 59	303	A	Northern Ariz.	69 52
								303	H	Northern Ariz.	70 62	305	H	Long Beach St.	67 60
								320	A	Southern Utah	74 65	320	H	Southern Utah	81 71
								324	H	Cal St. Fullerton	68 47				
LAST 12 Division I GAMES:															
137	H	Idaho	56 67	303	A	Northern Ariz.	69 52								
154	H	Eastern Wash.	72 75	320	A	Southern Utah	74 65								
289	A	Sacramento St.	64 79	228	A	Montana St.	64 81								
133	A	Portland St.	53 70	133	H	Portland St.	69 53								
169	H	North Dakota	53 51	289	H	Sacramento St.	68 59								
36	H	Northern Colo.	58 64	36	A	Northern Colo.	50 68								

Non-Div I Games: Rocky Mountain 54 38

Montana

RPI 1-25				RPI 26-50				RPI 51-100				RPI 101+				Team's RPI: 228	
RPI	S	Opponent	Score	RPI	S	Opponent	Score	RPI	S	Opponent	Score	RPI	S	Opponent	Score		
				36	A	Northern Colo.	69 82	66	H	Wyomi ng	50 46	109	H	SFA	59 54		
				36	H	Northern Colo.	63 78					133	A	Portland St.	53 62		
				46	A	Southern Cal i forni a	47 98					133	H	Portland St.	60 69		
												137	H	Idaho	77 95		
												148	A	BYU	54 75		
												154	H	Eastern Wash.	77 74		
												169	A	North Dakota	70 79		
												169	H	North Dakota	72 56		
												219	N	Nevada	53 67		
												235	A	Hawai i	75 81		
												243	A	Omaha	53 64		
												244	H	Montana	81 64		
												289	A	Sacramento St.	77 88		
												289	H	Sacramento St.	85 50		
												298	N	Utah St.	64 52		
												303	A	Northern Ari z.	78 56		
												303	H	Northern Ari z.	81 39		
												305	A	Long Beach St.	62 51		
												320	A	Southern Utah	63 57		
												320	H	Southern Utah	91 71		
LAST 12 Division I GAMES:																	
				154	H	Eastern Wash.	77 74	320	A	Southern Utah	63 57						
				137	H	Idaho	77 95	303	A	Northern Ari z.	78 56						
				133	A	Portland St.	53 62	244	H	Montana	81 64						
				289	A	Sacramento St.	77 88	289	H	Sacramento St.	85 50						
				36	H	Northern Colo.	63 78	133	H	Portland St.	60 69						
				169	H	North Dakota	72 56	169	A	North Dakota	70 79						

Montana St.

Page 178

Average RPI Win:	275	WON-LOST	WINNING	LAST 10	STRENGTH OF	OPP. STRENGTH	TEAM	ADJ.	CONF.	ADJ CONF.
Average RPI Loss:	158	RECORD	PCT. RANK	GAMES	SCHEDULE	OF SCHEDULE	RPI	RPI	RPI	RPI
DIV. I ONLY	18- 10	94	7- 3	323	284	184	184	25	25	
DIV. I NON-CONF.	7- 4	102	0- 0	337	294	224	224	27	27	

TOTALS	RPI 1-25	RPI 26-50	W-L RECORDS	RPI 51-100	RPI 101-999	RPI 201+				
18- 10	0- 0	0- 0	OVERALL	0- 4	18- 6	15- 3				
7- 5	0- 0	0- 0	HOME	0- 1	7- 4	5- 2				
11- 5	0- 0	0- 0	AWAY	0- 0	11- 0	10- 0				
0- 0	0- 0	0- 0	NEUTRAL	0- 0	0- 0	0- 0				
7- 4	0- 0	0- 0	NON-CONFERENCE	0- 2	7- 2	6- 2				
2- 2	0- 0	0- 0	HOME	0- 0	2- 2	1- 2				
5- 2	0- 0	0- 0	AWAY	0- 2	5- 0	5- 0				
0- 0	0- 0	0- 0	NEUTRAL	0- 0	0- 0	0- 0				
11- 6	0- 0	0- 0	CONFERENCE	0- 2	11- 4	9- 1				
5- 3	0- 0	0- 0	HOME	0- 1	5- 2	4- 0				
6- 3	0- 0	0- 0	AWAY	0- 1	6- 2	5- 1				
0- 0	0- 0	0- 0	NEUTRAL	0- 0	0- 0	0- 0				

RPI 1-25				RPI 26-50				RPI 51-100				RPI 101+				Team's RPI: 184
RPI	S	Opponent	Score	RPI	S	Opponent	Score	RPI	S	Opponent	Score	RPI	S	Opponent	Score	
								64	A	West Virginia	56 66	143	H	SIUE	51 66	
								65	A	Belmont	56 80	159	H	Southern Ill.	85 81	
								65	H	Belmont	62 83	179	A	Jacksonville St.	64 70	
								92	A	Kentucky	53 86	179	H	Jacksonville St.	65 67	
												197	A	UT Martin	81 76	
												197	H	UT Martin	88 75	
												215	A	Southeast Mo. St.	59 56	
												215	H	Southeast Mo. St.	60 58	
												231	H	Gardner-Webb	60 68	
												240	A	Austin Peay	66 59	
												251	H	North Florida	56 61	
												261	A	Lipscomb	75 55	
												267	A	St. Francis Brooklyn	73 59	
												285	A	Canisius	76 52	
												289	H	Sacramento St.	75 71	
												294	A	Murray St.	82 80	
												312	A	Tennessee Tech	74 67	
												312	H	Tennessee Tech	53 51	
												314	A	Eastern Ky.	56 59	
												333	A	Tennessee St.	71 69	
												333	H	Tennessee St.	97 81	
												345	A	Chicago St.	79 40	
												347	H	Eastern Ill.	89 81	
												349	A	Evansville	82 75	
LAST 12 Division I GAMES:																
				197	H	UT Martin	88 75	333	H	Tennessee St.	97 81					
				65	A	Belmont	56 80	240	A	Austin Peay	66 59					
				333	A	Tennessee St.	71 69	294	A	Murray St.	82 80					
				314	A	Eastern Ky.	56 59	312	H	Tennessee Tech	53 51					
				215	H	Southeast Mo. St.	60 58	179	H	Jacksonville St.	65 67					
				65	H	Belmont	62 83	197	A	UT Martin	81 76					

Non-Div I Games: Brescia 120 41 Ky. Christian 115 39

Morehead St.

■ Loss,
 ■ Non-Conf,
 ■ S Site,
 ■ Home
 ■ A Away
 N Neutral

Average RPI Win: 312
Average RPI Loss: 178

WON-LOST
RECORD

WINNING
PCT. RANK

LAST 10
GAMES

STRENGTH OF
SCHEDULE

OPP. STRENGTH
OF SCHEDULE

TEAM
RPI

ADJ.
RPI

CONF.
RPI

ADJ CONF.
RPI

DIV. I ONLY	12- 12	172	4- 6	342	315	258	258	30	30
DIV. I NON-CONF.	5- 6	187	0- 0	255	188	192	192	30	30

TOTALS	RPI 1-25	RPI 26-50	W-L RECORDS	RPI 51-100	RPI 101-999	RPI 201+			
12- 12	0- 1	0- 2	OVERALL	0- 1	12- 8	12- 6			
7- 3	0- 0	0- 0	HOME	0- 0	7- 3	7- 2			
5- 8	0- 0	0- 0	AWAY	0- 0	5- 0	5- 0			
0- 1	0- 1	0- 0	NEUTRAL	0- 0	0- 0	0- 0			
5- 6	0- 1	0- 2	NON-CONFERENCE	0- 1	5- 2	5- 1			
3- 0	0- 0	0- 0	HOME	0- 0	3- 0	3- 0			
2- 5	0- 0	0- 2	AWAY	0- 1	2- 2	2- 1			
0- 1	0- 1	0- 0	NEUTRAL	0- 0	0- 0	0- 0			
7- 6	0- 0	0- 0	CONFERENCE	0- 0	7- 6	7- 5			
4- 3	0- 0	0- 0	HOME	0- 0	4- 3	4- 2			
3- 3	0- 0	0- 0	AWAY	0- 0	3- 3	3- 3			
0- 0	0- 0	0- 0	NEUTRAL	0- 0	0- 0	0- 0			

RPI 1-25				RPI 26-50				RPI 51-100				RPI 101+ Team's RPI: 258			
RPI	S	Opponent	Score	RPI	S	Opponent	Score	RPI	S	Opponent	Score	RPI	S	Opponent	Score
18	N	Iowa	46 90	30	A	Syracuse	68 95	64	A	West Virginia	41 84	114	H	Bethune-Cookman	57 64
				31	A	Dayton	52 88					124	A	Colorado St.	44 60
												207	A	N.C. A&T	60 67
												212	A	Norfolk St.	55 53
												264	H	Howard	61 68
												275	H	UMES	63 50
												288	H	Mt. St. Mary's	75 67
												296	A	Central Conn. St.	61 41
												307	H	FIU	62 51
												311	A	Coppin St.	53 55
												316	A	Marshall	68 73
												319	H	South Carolina St.	65 55
												330	A	N.C. Central	57 60
												331	H	Delaware St.	54 62
												336	H	NJIT	55 43
												342	A	Florida A&M	59 44
												342	H	Florida A&M	61 56
												343	A	Savannah St.	70 41
												343	H	Savannah St.	73 67
												344	A	UMass Lowell	65 59
LAST 12 Division I GAMES:															
114	H	Bethune-Cookman	57 64	331	H	Delaware St.	54 62								
342	A	Florida A&M	59 44	311	A	Coppin St.	53 55								
343	A	Savannah St.	70 41	330	A	N.C. Central	57 60								
264	H	Howard	61 68	207	A	N.C. A&T	60 67								
212	A	Norfolk St.	55 53	343	H	Savannah St.	73 67								
319	H	South Carolina St.	65 55	342	H	Florida A&M	61 56								

Non-Div I Games: Cheyney 123 53 Lincoln (PA) 60 41

Morgan St.

Loss, Non-Conf, S Site, H Home A Away N Neutral

Mt. St. Mary's				STRENGTH OF SCHEDULE		OPP. STRENGTH OF SCHEDULE		TEAM RPI	ADJ. RPI	CONF. RPI	ADJ CONF. RPI
Average RPI	Win:	283	WON-LOST RECORD	WINNING PCT. RANK	LAST 10 GAMES						
Average RPI	Loss:	217									
DIV. I ONLY	9- 17	257	3- 7	297	319	288	288	29	29		
DIV. I NON-CONF.	3- 8	268	0- 0	238	245	266	266	29	29		

TOTALS	RPI 1-25	RPI 26-50	W-L RECORDS	RPI 51-100	RPI 101-999	RPI 201+					
9- 17	0- 2	0- 0	OVERALL	0- 0	9- 15	9- 12					
5- 6	0- 0	0- 0	HOME	0- 0	5- 6	5- 5					
4- 11	0- 0	0- 0	AWAY	0- 0	4- 0	4- 0					
0- 0	0- 0	0- 0	NEUTRAL	0- 0	0- 0	0- 0					
3- 8	0- 2	0- 0	NON-CONFERENCE	0- 0	3- 6	3- 5					
2- 1	0- 0	0- 0	HOME	0- 0	2- 1	2- 1					
1- 7	0- 2	0- 0	AWAY	0- 0	1- 5	1- 4					
0- 0	0- 0	0- 0	NEUTRAL	0- 0	0- 0	0- 0					
6- 9	0- 0	0- 0	CONFERENCE	0- 0	6- 9	6- 7					
3- 5	0- 0	0- 0	HOME	0- 0	3- 5	3- 4					
3- 4	0- 0	0- 0	AWAY	0- 0	3- 4	3- 3					
0- 0	0- 0	0- 0	NEUTRAL	0- 0	0- 0	0- 0					

RPI 1-25				RPI 26-50				RPI 51-100				RPI 101+ Team's RPI: 288			
RPI	S	Opponent	Score	RPI	S	Opponent	Score	RPI	S	Opponent	Score	RPI	S	Opponent	Score
1	A	Notre Dame	65 121									122	A	Saint Francis (PA)	88 92
22	A	Maryland	57 97									130	H	Robert Morris	68 77
												198	A	Lehigh	71 75
												220	A	Xavier	45 66
												231	H	Gardner-Webb	67 75
												247	H	Loyola Maryland	71 63
												258	A	Morgan St.	67 75
												259	A	Fairfield	65 76
												267	A	St. Francis Brooklyn	73 82
												267	H	St. Francis Brooklyn	56 75
												268	A	Sacred Heart	44 56
												268	H	Sacred Heart	52 82
												269	A	Fairleigh Dickinson	55 53
												269	H	Fairleigh Dickinson	55 52
												273	H	Rider	82 78
												275	A	UMES	66 63
												286	A	LIU Brooklyn	48 53
												286	H	LIU Brooklyn	59 61
												287	A	Bryant	68 63
												287	H	Bryant	64 67
												296	A	Central Conn. St.	68 56
												296	H	Central Conn. St.	76 56
												311	A	Coppin St.	54 68
												334	H	Wagner	79 56
LAST 12 Division I GAMES:															
296	H	Central Conn. St.	76 56	334	H	Wagner	79 56								
287	H	Bryant	64 67	130	H	Robert Morris	68 77								
268	A	Sacred Heart	44 56	122	A	Saint Francis (PA)	88 92								
269	A	Fairleigh Dickinson	55 53	286	A	LIU Brooklyn	48 53								
267	H	St. Francis Brooklyn	56 75	267	A	St. Francis Brooklyn	73 82								
286	H	LIU Brooklyn	59 61	269	H	Fairleigh Dickinson	55 52								

Non-Div I Games:

Mt. St. Mary's

Average RPI Win: 303
Average RPI Loss: 174

WON-LOST
RECORD

WINNING
PCT. RANK

LAST 10
GAMES

STRENGTH OF
SCHEDULE

OPP. STRENGTH
OF SCHEDULE

TEAM
RPI

ADJ.
RPI

CONF.
RPI

ADJ CONF.
RPI

DIV. I ONLY	10- 17	241	5- 5	330	263	294	294	25	25
DIV. I NON-CONF.	3- 7	254	0- 0	321	208	309	309	27	27
TOTALS	RPI 1-25	RPI 26-50	W-L RECORDS	RPI 51-100	RPI 101-999	RPI 201+			
10- 17	0- 1	0- 0	OVERALL	0- 2	10- 14	10- 5			
6- 7	0- 0	0- 0	HOME	0- 0	6- 7	6- 1			
4- 10	0- 1	0- 0	AWAY	0- 2	4- 7	4- 4			
0- 0	0- 0	0- 0	NEUTRAL	0- 0	0- 0	0- 0			
3- 7	0- 1	0- 0	NON-CONFERENCE	0- 1	3- 5	3- 3			
2- 2	0- 0	0- 0	HOME	0- 0	2- 2	2- 0			
1- 5	0- 1	0- 0	AWAY	0- 1	1- 3	1- 3			
0- 0	0- 0	0- 0	NEUTRAL	0- 0	0- 0	0- 0			
7- 10	0- 0	0- 0	CONFERENCE	0- 1	7- 9	7- 2			
4- 5	0- 0	0- 0	HOME	0- 0	4- 5	4- 1			
3- 5	0- 0	0- 0	AWAY	0- 1	3- 4	3- 1			
0- 0	0- 0	0- 0	NEUTRAL	0- 0	0- 0	0- 0			

RPI 1-25				RPI 26-50				RPI 51-100				RPI 101+ Team's RPI: 294			
RPI	S	Opponent	Score	RPI	S	Opponent	Score	RPI	S	Opponent	Score	RPI	S	Opponent	Score
4	A	Louisville	51 115					65	A	Belmont	65 70	105	H	Butler	59 88
								85	A	Alabama	47 68	121	H	ETSU	68 96
												143	A	SIUE	68 77
												143	H	SIUE	70 75
												179	A	Jacksonville St.	65 97
												179	H	Jacksonville St.	55 59
												184	H	Morehead St.	80 82
												197	A	UT Martin	67 85
												197	H	UT Martin	80 97
												215	A	Southeast Mo. St.	70 80
												215	H	Southeast Mo. St.	74 85
												223	A	UNCG	63 52
												240	H	Austin Peay	91 65
												256	H	Northern Ky.	98 87
												261	A	Lipscomb	64 65
												312	A	Tennessee Tech	72 63
												312	H	Tennessee Tech	80 73
												314	H	Eastern Ky.	75 68
												318	A	Alabama A&M	54 71
												333	A	Tennessee St.	85 73
												341	H	Mississippi Val.	64 63
												347	A	Eastern Ill.	70 63
												347	H	Eastern Ill.	72 61
												349	A	Evansville	81 89
LAST 12 Division I GAMES:															
347	A	Eastern Ill.	70 63	215	A	Southeast Mo. St.	70 80								
312	H	Tennessee Tech	80 73	314	H	Eastern Ky.	75 68								
179	H	Jacksonville St.	55 59	184	H	Morehead St.	80 82								
143	A	SIUE	68 77	333	A	Tennessee St.	85 73								
240	H	Austin Peay	91 65	65	A	Belmont	65 70								
197	A	UT Martin	67 85	312	A	Tennessee Tech	72 63								

Non-Div I Games: Bethel (TN) 81 76

Murray St.

Loss, Non-Conf, S Site, H Home A Away N Neutral

Average RPI Win: 295

Average RPI Loss: 101

WON-LOST
RECORDWINNING
PCT. RANKLAST 10
GAMESSTRENGTH OF
SCHEDULEOPP. STRENGTH
OF SCHEDULETEAM
RPIADJ.
RPICONF.
RPIADJ CONF.
RPIDIV. I ONLY
DIV. I NON-CONF.15- 8
3- 793
2549- 1
0- 0329
189243
62207
272207
27230
3030
30

TOTALS

RPI 1-25

RPI 26-50

W-L RECORDS

RPI 51-100

RPI 101-999

RPI 201+

15- 8

0- 1

0- 1

OVERALL

0- 4

15- 2

15- 1

10- 3

0- 1

0- 1

HOME

0- 0

10- 1

10- 1

5- 3

0- 0

0- 0

AWAY

0- 2

5- 1

5- 0

0- 2

0- 0

0- 0

NEUTRAL

0- 2

0- 0

0- 0

3- 7

0- 1

0- 1

NON-CONFERENCE

0- 4

3- 1

3- 0

3- 2

0- 1

0- 1

HOME

0- 0

3- 0

3- 0

0- 3

0- 0

0- 0

AWAY

0- 2

0- 1

0- 0

0- 2

0- 0

0- 0

NEUTRAL

0- 2

0- 0

0- 0

12- 1

0- 0

0- 0

CONFERENCE

0- 0

12- 1

12- 1

7- 1

0- 0

0- 0

HOME

0- 0

7- 1

7- 1

5- 0

0- 0

0- 0

AWAY

0- 0

5- 0

5- 0

0- 0

0- 0

0- 0

NEUTRAL

0- 0

0- 0

0- 0

RPI 1-25

RPI 26-50

RPI 51-100

RPI 101+

Team's RPI: 207

RPI	S	Opponent	Score
25	H	Georgia	63 73

RPI	S	Opponent	Score
50	H	Elon	59 90

RPI	S	Opponent	Score
69	N	Harvard	60 64
73	N	Duquesne	60 73
86	A	Ohio	65 72
100	A	Auburn	53 63

RPI	S	Opponent	Score
197	A	UT Martin	63 76
209	H	Hampton	51 63
212	H	Norfolk St.	53 51
258	H	Morgan St.	67 60
264	A	Howard	76 68
264	H	Howard	91 53
272	H	Appalachian St.	81 56
275	A	UMES	57 45
275	H	UMES	65 60
310	H	Western Caro.	68 59
311	H	Coppin St.	64 63
319	A	South Carolina St.	74 54
327	H	Ga. Southern	60 49
330	H	N. C. Central	67 54
331	A	Delaware St.	66 48
331	H	Delaware St.	75 55
343	A	Savannah St.	69 44

LAST 12 Division I GAMES:

275	H	UMES	65 60	212	H	Norfolk St.	53 51
264	H	Howard	91 53	330	H	N. C. Central	67 54
343	A	Savannah St.	69 44	264	A	Howard	76 68
319	A	South Carolina St.	74 54	275	A	UMES	57 45
209	H	Hampton	51 63	311	H	Coppin St.	64 63
331	H	Delaware St.	75 55	258	H	Morgan St.	67 60

Non-Div I Games:

Saint Augustine's 94 42

St. Andrews

90 40

N. C. A&T

Average RPI Win: 307

Average RPI Loss: 212

WON-LOST
RECORDWINNING
PCT. RANKLAST 10
GAMESSTRENGTH OF
SCHEDULEOPP. STRENGTH
OF SCHEDULETEAM
RPIADJ.
RPICONF.
RPIADJ CONF.
RPIDIV. I ONLY
DIV. I NON-CONF.6- 19
1- 11304
3313- 7
0- 0321
279323
288330
342330
34230
3030
30

TOTALS

RPI 1-25

RPI 26-50

W-L RECORDS

RPI 51-100

RPI 101-999

RPI 201+

6- 19

0- 0

0- 2

OVERALL

0- 0

6- 17

6- 13

5- 5

0- 0

0- 1

HOME

0- 0

5- 4

5- 4

1- 14

0- 0

0- 1

AWAY

0- 0

1- 13

1- 9

0- 0

0- 0

0- 0

NEUTRAL

0- 0

0- 0

0- 0

1- 11

0- 0

0- 2

NON-CONFERENCE

0- 0

1- 9

1- 6

1- 2

0- 0

0- 1

HOME

0- 0

1- 1

1- 1

0- 9

0- 0

0- 1

AWAY

0- 0

0- 8

0- 5

0- 0

0- 0

0- 0

NEUTRAL

0- 0

0- 0

0- 0

5- 8

0- 0

0- 0

CONFERENCE

0- 0

5- 8

5- 7

4- 3

0- 0

0- 0

HOME

0- 0

4- 3

4- 3

1- 5

0- 0

0- 0

AWAY

0- 0

1- 5

1- 4

0- 0

0- 0

0- 0

NEUTRAL

0- 0

0- 0

0- 0

RPI 1-25

RPI 26-50

RPI 51-100

RPI 101+

Team's RPI: 330

RPI S Opponent Score

RPI S Opponent Score

RPI S Opponent Score

RPI S Opponent Score

41 H Oregon St. 44 97
50 A El on 50 78114 A Bethune-Cookman 47 57
118 A Iowa St. 58 99
124 A Colorado St. 48 85
187 A East Carolina 61 73
207 A N. C. A&T 54 67
209 H Hampton 53 62
212 H Norfolk St. 60 75
249 A Coastal Caro. 65 68
254 A Presbyterian 60 69
255 A UNCW 63 89
258 H Morgan St. 60 57
263 H Campbell I 51 58
264 A Howard 54 69
264 H Howard 78 77
275 A UMES 73 84
275 H UMES 69 80
292 A USC Upstate 61 66
301 A Wofford 56 77
311 H Coppin St. 60 52
331 A Delaware St. 74 67
331 H Delaware St. 76 60
342 A Florida A&M 81 84
346 H Longwood 87 75

LAST 12 Division I GAMES:

264 H Howard 78 77
275 H UMES 69 80
114 A Bethune-Cookman 47 57
342 A Florida A&M 81 84
331 H Delaware St. 76 60
209 H Hampton 53 62207 A N. C. A&T 54 67
275 A UMES 73 84
264 A Howard 54 69
258 H Morgan St. 60 57
311 H Coppin St. 60 52
212 H Norfolk St. 60 75N
.
C
.
C
e
n
t
r
a
lN
.
C
.
C
e
n
t
r
a
l

Non-Div I Games: Johnson & Wales (NC) 8 51

N. C. Central

Loss, Non-Conf, S Site, H Home A Away N Neutral

NC State				Through Games Of Feb. 23, 2018						
Average RPI Win: 121		WON-LOST RECORD	WINNING PCT. RANK	LAST 10 GAMES	STRENGTH OF SCHEDULE	OPP. STRENGTH OF SCHEDULE	TEAM RPI	ADJ. RPI	CONF. RPI	ADJ CONF. RPI
Average RPI Loss: 28										
DIV. I ONLY		22- 6	33	9- 1	40	8	21	21	1	1
DIV. I NON-CONF.		11- 2	22	0- 0	81	36	24	24	1	1

TOTALS		RPI 1-25	RPI 26-50	W-L RECORDS		RPI 51-100	RPI 101-999	RPI 201+		
22- 6		1- 2	2- 3	OVERALL		6- 1	13- 0	2- 0		
14- 2		1- 1	2- 1	HOME		3- 0	8- 0	1- 0		
7- 3		0- 1	0- 1	AWAY		2- 1	5- 0	1- 0		
1- 1		0- 0	0- 1	NEUTRAL		1- 0	0- 0	0- 0		
11- 2		0- 0	1- 2	NON-CONFERENCE		2- 0	8- 0	2- 0		
8- 0		0- 0	1- 0	HOME		1- 0	6- 0	1- 0		
2- 1		0- 0	0- 1	AWAY		0- 0	2- 0	1- 0		
1- 1		0- 0	0- 1	NEUTRAL		1- 0	0- 0	0- 0		
11- 4		1- 2	1- 1	CONFERENCE		4- 1	5- 0	0- 0		
6- 2		1- 1	1- 1	HOME		2- 0	2- 0	0- 0		
5- 2		0- 1	0- 0	AWAY		2- 1	3- 0	0- 0		
0- 0		0- 0	0- 0	NEUTRAL		0- 0	0- 0	0- 0		

RPI 1-25				Team's RPI: 21				RPI 26-50				RPI 51-100				RPI 101+			
RPI	S	Opponent	Score	RPI	S	Opponent	Score	RPI	S	Opponent	Score	RPI	S	Opponent	Score	RPI	S	Opponent	Score
4	H	Louisville	47 55	30	H	Syracuse	60 56	51	A	Miami (FL)	48 52	113	H	Georgetown	63 49				
8	H	Florida St.	65 56	32	N	South Dakota St.	67 75	62	H	Georgia Tech	56 43	115	A	North Carolina	66 53				
12	A	Duke	56 69	33	A	Rutgers	53 57	74	A	Virginia Tech	68 51	115	H	North Carolina	73 54				
				35	H	Virginia	63 73	85	N	Alabama	68 49	120	H	Tulane	79 55				
				50	H	Elon	70 57	97	A	Wake Forest	82 68	121	H	ETSU	70 58				
								97	H	Wake Forest	74 61	134	A	Vanderbilt	83 72				
								98	H	Jacksonville	64 44	150	H	South Ala.	71 50				

LAST 12 Division I GAMES:																			
173	A	Pittsburgh	77 66	151	A	Clemson	62 41	113	H	Georgetown	63 49								
97	H	Wake Forest	74 61	97	A	Wake Forest	82 68	115	A	North Carolina	66 53								
115	H	North Carolina	73 54	115	A	North Carolina	66 53	115	H	North Carolina	73 54								
51	A	Miami (FL)	48 52	30	H	Syracuse	60 56	120	H	Tulane	79 55								
190	H	Boston College	72 54	62	H	Georgia Tech	56 43	121	H	ETSU	70 58								
8	H	Florida St.	65 56	12	A	Duke	56 69	134	A	Vanderbilt	83 72								
								150	H	South Ala.	71 50								
								151	A	Clemson	62 41								
								170	H	Davidson	73 49								
								173	A	Pittsburgh	77 66								
								190	H	Boston College	72 54								
								218	H	UNC Asheville	87 55								
								281	A	Old Dominion	73 56								

Non-Div I Games:

NC State

Average RPI Win:	269	WON-LOST	WINNING	LAST 10	STRENGTH OF	OPP. STRENGTH	TEAM	ADJ.	CONF.	ADJ CONF.
Average RPI Loss:	198	RECORD	PCT. RANK	GAMES	SCHEDULE	OF SCHEDULE	RPI	RPI	RPI	RPI
DIV. I ONLY	3- 24	336	2- 8	257	298	336	336	23	23	
DIV. I NON-CONF.	1- 13	336	0- 0	280	336	345	345	22	22	

TOTALS	RPI 1-25	RPI 26-50	W-L RECORDS	RPI 51-100	RPI 101-999	RPI 201+				
3- 24	0- 0	0- 1	OVERALL	0- 6	3- 17	3- 12				
2- 12	0- 0	0- 0	HOME	0- 3	2- 9	2- 8				
1- 12	0- 0	0- 1	AWAY	0- 3	1- 8	1- 4				
0- 0	0- 0	0- 0	NEUTRAL	0- 0	0- 0	0- 0				
1- 13	0- 0	0- 1	NON-CONFERENCE	0- 2	1- 10	1- 7				
1- 6	0- 0	0- 0	HOME	0- 1	1- 5	1- 5				
0- 7	0- 0	0- 1	AWAY	0- 1	0- 5	0- 2				
0- 0	0- 0	0- 0	NEUTRAL	0- 0	0- 0	0- 0				
2- 11	0- 0	0- 0	CONFERENCE	0- 4	2- 7	2- 5				
1- 6	0- 0	0- 0	HOME	0- 2	1- 4	1- 3				
1- 5	0- 0	0- 0	AWAY	0- 2	1- 3	1- 2				
0- 0	0- 0	0- 0	NEUTRAL	0- 0	0- 0	0- 0				

RPI S Opponent	Score	RPI S Opponent	Score	RPI S Opponent	Score	RPI S Opponent	Score
		32 A South Dakota St.	48 92	54 A FGCU	66 90	149 A Binghamton	36 67
				54 H FGCU	43 89	163 A Army West Point	49 79
				75 H Penn	38 77	180 A Stetson	55 73
				95 A Dartmouth	50 81	180 H Stetson	53 72
				98 A Jacksonville	53 73	198 A Lehigh	50 64
				98 H Jacksonville	58 88	251 A North Florida	66 62
						251 H North Florida	75 65
						258 A Morgan St.	43 55
						261 A Lipscomb	58 66
						261 H Lipscomb	58 74
						269 H Fairleigh Dickinson	70 74
						271 H Cornell	46 61
						273 H Rider	64 79
						279 A North Dakota St.	58 105
						286 H LIU Brooklyn	49 67
						292 H USC Upstate	57 95
						293 A Kennesaw St.	65 80
						293 H Kennesaw St.	58 61
						305 H Long Beach St.	73 57
						348 H Saint Peter's	52 59
LAST 12 Division I GAMES:							
98 A Jacksonville	53 73	293 A Kennesaw St.	65 80				
251 A North Florida	66 62	261 H Lipscomb	58 74				
54 H FGCU	43 89	251 H North Florida	75 65				
180 H Stetson	53 72	98 H Jacksonville	58 88				
293 H Kennesaw St.	58 61	180 A Stetson	55 73				
261 A Lipscomb	58 66	54 A FGCU	66 90				

Non-Div I Games: St. Joseph's (Brkn)106 42

NJIT

Average RPI Win:	147	WON-LOST	WINNING	LAST 10	STRENGTH OF	OPP. STRENGTH	TEAM	ADJ.	CONF.	ADJ CONF.
Average RPI Loss:	55	RECORD	PCT. RANK	GAMES	SCHEDULE	OF SCHEDULE	RPI	RPI	RPI	RPI
DIV. I ONLY	20- 8	60	8- 2	82	32	61	61	3	3	
DIV. I NON-CONF.	9- 4	82	0- 0	237	50	136	136	4	4	

TOTALS	RPI 1-25	RPI 26-50	W-L RECORDS	RPI 51-100	RPI 101-999	RPI 201+				
20- 8	2- 3	3- 2	OVERALL	3- 1	12- 2	7- 0				
10- 6	1- 2	1- 2	HOME	1- 0	7- 2	4- 0				
9- 1	1- 0	2- 0	AWAY	2- 1	4- 0	2- 0				
1- 1	0- 1	0- 0	NEUTRAL	0- 0	1- 0	1- 0				
9- 4	0- 1	0- 1	NON-CONFERENCE	1- 0	8- 2	5- 0				
5- 3	0- 0	0- 1	HOME	0- 0	5- 2	3- 0				
3- 0	0- 0	0- 0	AWAY	1- 0	2- 0	1- 0				
1- 1	0- 1	0- 0	NEUTRAL	0- 0	1- 0	1- 0				
11- 4	2- 2	3- 1	CONFERENCE	2- 1	4- 0	2- 0				
5- 3	1- 2	1- 1	HOME	1- 0	2- 0	1- 0				
6- 1	1- 0	2- 0	AWAY	1- 1	2- 0	1- 0				
0- 0	0- 0	0- 0	NEUTRAL	0- 0	0- 0	0- 0				

RPI 1-25				RPI 26-50				RPI 51-100				RPI 101+			
RPI	S	Opponent	Score	RPI	S	Opponent	Score	RPI	S	Opponent	Score	RPI	S	Opponent	Score
7	H	Ohio St.	61 73	33	A	Rutgers	52 42	52	A	Indiana	75 83	103	H	Washington St.	61 73
14	N	Buffalo	72 82	38	H	Michigan	64 69	70	A	Michigan St.	79 69	123	H	Arkansas	80 69
18	A	Iowa	92 74	44	H	Purdue	75 51	78	A	Drake	89 84	140	A	Kansas	66 49
18	H	Iowa	74 65	45	A	Minnesota	79 74	83	H	Penn St.	59 51	143	H	SIUE	62 53
22	H	Maryland	57 64	49	H	Creighton	49 64					151	H	Clemson	66 67
												181	A	Northwestern	69 59
												189	H	Wisconsin	51 48
												221	A	Illinois	80 72
												221	H	Illinois	62 47
												225	H	Fla. Atlantic	86 69
												245	A	San Jose St.	81 55
												249	N	Coastal Caro.	55 47
												276	H	UMKC	80 60
												338	H	Ark.-Pine Bluff	73 52

Team's RPI: 61															
LAST 12 Division I GAMES:															
83	H	Penn St.	59 51	18	A	Iowa	92 74	44	H	Purdue	75 51	33	A	Rutgers	52 42
52	A	Indiana	75 83	70	A	Michigan St.	79 69	18	H	Iowa	74 65	38	H	Michigan	64 69
70	A	Michigan St.	79 69	22	H	Maryland	57 64	221	A	Illinois	80 72	49	H	Creighton	49 64
189	H	Wisconsin	51 48	221	H	Illinois	62 47								

Non-Div I Games:

Nebraska

Average RPI Win: 227
Average RPI Loss: 136

WON-LOST
RECORD

WINNING
PCT. RANK

LAST 10
GAMES

STRENGTH OF
SCHEDULE

OPP. STRENGTH
OF SCHEDULE

TEAM
RPI

ADJ.
RPI

CONF.
RPI

ADJ CONF.
RPI

DIV. I ONLY	11- 14	210	3- 7	184	118	219	219	16	16
DIV. I NON-CONF.	6- 4	122	0- 0	154	125	144	144	15	15
TOTALS	RPI 1-25	RPI 26-50	W-L RECORDS	RPI 51-100	RPI 101-999	RPI 201+			
11- 14	0- 1	0- 1	OVERALL	0- 5	11- 7	8- 4			
8- 5	0- 1	0- 0	HOME	0- 1	8- 3	6- 1			
2- 8	0- 0	0- 0	AWAY	0- 4	2- 4	1- 3			
1- 1	0- 0	0- 1	NEUTRAL	0- 0	1- 0	1- 0			
6- 4	0- 1	0- 1	NON-CONFERENCE	0- 1	6- 1	5- 1			
4- 2	0- 1	0- 0	HOME	0- 0	4- 1	3- 1			
1- 1	0- 0	0- 0	AWAY	0- 1	1- 0	1- 0			
1- 1	0- 0	0- 1	NEUTRAL	0- 0	1- 0	1- 0			
5- 10	0- 0	0- 0	CONFERENCE	0- 4	5- 6	3- 3			
4- 3	0- 0	0- 0	HOME	0- 1	4- 2	3- 0			
1- 7	0- 0	0- 0	AWAY	0- 3	1- 4	0- 3			
0- 0	0- 0	0- 0	NEUTRAL	0- 0	0- 0	0- 0			

RPI	S	Opponent	Score	RPI	S	Opponent	Score	RPI	S	Opponent	Score	RPI	S	Opponent	Score	Team's RPI: 219
2	H	UConn	57 88	41	N	Oregon St.	49 89	66	A	Wyoming	60 66	124	H	Colorado St.	59 65	
								66	H	Wyoming	62 65	133	H	Portland St.	67 55	
								84	A	UNLV	75 77	136	A	Fresno St.	55 68	
								93	A	New Mexico	68 72	136	H	Fresno St.	90 73	
								99	A	Utah	61 87	146	A	Boise St.	72 68	
												146	H	Boise St.	55 63	
												205	H	SMU	80 72	
												228	N	Montana St.	67 53	
												232	A	Seattle U	74 65	
												234	H	Pepperdine	72 77	
												245	A	San Jose St.	54 57	
												245	H	San Jose St.	91 63	
												265	A	San Diego St.	72 75	
												284	H	Santa Clara	52 41	
												289	H	Sacramento St.	95 68	
												297	H	Air Force	70 60	
												298	A	Utah St.	57 79	
												298	H	Utah St.	85 78	
LAST 12 Division I GAMES:																
245	A	San Jose St.	54 57	136	A	Fresno St.	55 68									
298	H	Utah St.	85 78	66	H	Wyoming	62 65									
146	H	Boise St.	55 63	146	A	Boise St.	72 68									
265	A	San Diego St.	72 75	245	H	San Jose St.	91 63									
84	A	UNLV	75 77	298	A	Utah St.	57 79									
124	H	Colorado St.	59 65	297	H	Air Force	70 60									

Non-Div I Games: Stanislaus St. 81 60

Nevada

Average RPI Win:

246

Average RPI Loss:

160

WON-LOST
RECORD

17- 11

WINNING
PCT. RANK

114

LAST 10
GAMES

4- 6

STRENGTH OF
SCHEDULE

308

OPP. STRENGTH
OF SCHEDULE

230

TEAM
RPI

185

ADJ.
RPI

185

CONF.
RPI

20

ADJ CONF.
RPI

20

DIV. I ONLY
DIV. I NON-CONF.

8- 4

87

0- 0

338

224

190

190

24

24

TOTALS

RPI 1-25

RPI 26-50

W-L RECORDS

RPI 51-100

RPI 101-999

RPI 201+

17- 11

0- 0

0- 0

OVERALL

1- 4

16- 7

12- 3

8- 4

0- 0

0- 0

HOME

1- 1

7- 3

5- 1

8- 6

0- 0

0- 0

AWAY

0- 3

8- 3

6- 1

1- 1

0- 0

0- 0

NEUTRAL

0- 0

1- 1

1- 1

8- 4

0- 0

0- 0

NON-CONFERENCE

0- 1

8- 3

7- 2

4- 0

0- 0

0- 0

HOME

0- 0

4- 0

3- 0

3- 3

0- 0

0- 0

AWAY

0- 1

3- 2

3- 1

1- 1

0- 0

0- 0

NEUTRAL

0- 0

1- 1

1- 1

9- 7

0- 0

0- 0

CONFERENCE

1- 3

8- 4

5- 1

4- 4

0- 0

0- 0

HOME

1- 1

3- 3

2- 1

5- 3

0- 0

0- 0

AWAY

0- 2

5- 1

3- 0

0- 0

0- 0

0- 0

NEUTRAL

0- 0

0- 0

0- 0

RPI 1-25

RPI 26-50

RPI 51-100

RPI 101+

Team's RPI: 185

RPI S Opponent Score

RPI S Opponent Score

RPI S Opponent Score

RPI S Opponent Score

79 Albany (NY) 53 66

79 Albany (NY) 74 68

81 Maine 46 77

81 Maine 46 56

95 Dartmouth 49 57

132 Northeastern 65 50

149 Binghamton 63 61

149 Binghamton 52 54

153 Hartford 49 85

153 Hartford 76 58

182 Stony Brook 51 50

182 Stony Brook 56 62

190 Boston College 55 64

204 Boston U. 72 57

220 Xavier 66 71

242 N La Salle 51 59

248 Manhattan 68 55

259 N Fairfield 71 61

268 Sacred Heart 74 47

271 Cornell 48 45

287 Bryant 74 65

290 Vermont 52 49

290 Vermont 53 58

321 UMBC 51 46

321 UMBC 56 51

334 Wagner 65 53

344 UMass Lowell 70 49

344 UMass Lowell 66 45

LAST 12 Division I GAMES:

344 UMass Lowell 70 49

182 Stony Brook 56 62

153 Hartford 76 58

321 UMBC 51 46

81 Maine 46 77

290 Vermont 53 58

79 Albany (NY) 74 68

153 Hartford 49 85

149 Binghamton 52 54

81 Maine 46 56

182 Stony Brook 51 50

290 Vermont 52 49

Non-Div I Games:

Colby-Sawyer

64 40

New Hampshire

Average RPI Win:	195	WON-LOST	WINNING	LAST 10	STRENGTH OF	OPP. STRENGTH	TEAM	ADJ.	CONF.	ADJ CONF.
Average RPI Loss:	128	RECORD	PCT. RANK	GAMES	SCHEDULE	OF SCHEDULE	RPI	RPI	RPI	RPI
DIV. I ONLY	19- 8	65	5- 5	177	115	93	93	16	16	
DIV. I NON-CONF.	11- 1	13	0- 0	72	141	14	14	15	15	

TOTALS	RPI 1-25	RPI 26-50	W-L RECORDS	RPI 51-100	RPI 101-999	RPI 201+				
19- 8	0- 1	1- 0	OVERALL	1- 3	17- 4	10- 2				
15- 2	0- 0	1- 0	HOME	1- 2	13- 0	7- 0				
4- 6	0- 1	0- 0	AWAY	0- 1	4- 4	3- 2				
0- 0	0- 0	0- 0	NEUTRAL	0- 0	0- 0	0- 0				
11- 1	0- 1	1- 0	NON-CONFERENCE	1- 0	9- 0	4- 0				
9- 0	0- 0	1- 0	HOME	1- 0	7- 0	3- 0				
2- 1	0- 1	0- 0	AWAY	0- 0	2- 0	1- 0				
0- 0	0- 0	0- 0	NEUTRAL	0- 0	0- 0	0- 0				
8- 7	0- 0	0- 0	CONFERENCE	0- 3	8- 4	6- 2				
6- 2	0- 0	0- 0	HOME	0- 2	6- 0	4- 0				
2- 5	0- 0	0- 0	AWAY	0- 1	2- 4	2- 2				
0- 0	0- 0	0- 0	NEUTRAL	0- 0	0- 0	0- 0				

RPI 1-25				RPI 26-50				RPI 51-100				Team's RPI : 93				RPI 101+			
RPI	S	Opponent	Score	RPI	S	Opponent	Score	RPI	S	Opponent	Score	RPI	S	Opponent	Score	RPI	S	Opponent	Score
24	A	Okla homa	63 105	26	H	Marquette	88 87	66	A	Wyomi ng	55 66	110	H	Western Mi ch.	88 76				
								66	H	Wyomi ng	62 63	116	H	Lamar Uni versi ty	90 58				
								82	H	Navy	94 87	124	A	Colorado St.	71 74				
								84	H	UNLV	66 68	136	H	Fresno St.	88 75				
												138	H	Wi chi ta St.	76 62				
												146	A	Boise St.	85 91				
												146	H	Boise St.	100 83				
												188	A	UTEP	59 35				
												195	H	UC I rvine	83 61				
												219	H	Nevada	72 68				
												221	H	I lli noi s	97 68				
												230	H	Texas Tech	90 56				
												233	A	New Mexico St.	101 93				
												233	H	New Mexico St.	86 75				
												245	A	San Jose St.	86 95				
												245	H	San Jose St.	92 62				
												265	A	San Diego St.	89 97				
												297	A	Air Force	88 59				
												297	H	Air Force	57 49				
												298	A	Utah St.	74 50				
												298	H	Utah St.	80 47				
LAST 12 Division I GAMES:																			
66	H	Wyomi ng	62 63	124	A	Colorado St.	71 74												
298	A	Utah St.	74 50	265	A	San Diego St.	89 97												
297	H	Air Force	57 49	84	H	UNLV	66 68												
146	A	Boise St.	85 91	136	H	Fresno St.	88 75												
245	H	San Jose St.	92 62	66	A	Wyomi ng	55 66												
298	H	Utah St.	80 47	245	A	San Jose St.	86 95												

Non-Div I Games: Northern N.M. 107 66

New Mexico

Loss,
Non-Conf, S Site,
H Home
A Away
N Neutral

Average RPI Win:	275	WON-LOST	WINNING	LAST 10	STRENGTH OF	OPP. STRENGTH	TEAM	ADJ.	CONF.	ADJ CONF.
Average RPI Loss:	178	RECORD	PCT. RANK	GAMES	SCHEDULE	OF SCHEDULE	RPI	RPI	RPI	RPI
DIV. I ONLY	13- 11	151	7- 3	313	312	233	233	31	31	
DIV. I NON-CONF.	4- 8	239	0- 0	253	203	269	269	31	31	

TOTALS	RPI 1-25	RPI 26-50	W-L RECORDS	RPI 51-100	RPI 101-999	RPI 201+				
13- 11	0- 0	0- 0	OVERALL	0- 2	13- 9	12- 5				
8- 3	0- 0	0- 0	HOME	0- 1	8- 2	7- 0				
5- 5	0- 0	0- 0	AWAY	0- 1	5- 4	5- 4				
0- 3	0- 0	0- 0	NEUTRAL	0- 0	0- 3	0- 1				
4- 8	0- 0	0- 0	NON-CONFERENCE	0- 2	4- 6	3- 2				
2- 3	0- 0	0- 0	HOME	0- 1	2- 2	1- 0				
2- 2	0- 0	0- 0	AWAY	0- 1	2- 1	2- 1				
0- 3	0- 0	0- 0	NEUTRAL	0- 0	0- 3	0- 1				
9- 3	0- 0	0- 0	CONFERENCE	0- 0	9- 3	9- 3				
6- 0	0- 0	0- 0	HOME	0- 0	6- 0	6- 0				
3- 3	0- 0	0- 0	AWAY	0- 0	3- 3	3- 3				
0- 0	0- 0	0- 0	NEUTRAL	0- 0	0- 0	0- 0				

RPI 1-25				RPI 26-50				RPI 51-100				RPI 101+				Team's RPI: 233	
RPI	S	Opponent	Score	RPI	S	Opponent	Score	RPI	S	Opponent	Score	RPI	S	Opponent	Score		
								93	A	New Mexico	75	86	110	H	Western Mi ch.	55	64
								93	H	New Mexico	93	101	123	N	Arkansas	60	69
													132	N	Northeastern	64	65
													188	H	UTEP	76	68
													196	H	UC Santa Barbara	47	77
													202	A	CSU Bakersfi el d	52	62
													202	H	CSU Bakersfi el d	56	48
													224	H	A&M-Corpus Christi	70	61
													232	A	Seattle U	59	69
													232	H	Seattle U	64	53
													234	A	Pepperdi ne	86	64
													241	N	Texas Southern	50	66
													253	A	Grand Canyon	34	50
													253	H	Grand Canyon	64	60
													276	H	UMKC	70	62
													278	A	Ari zona	44	83
													305	A	Long Beach St.	72	63
													315	A	UTRGV	79	77
													326	A	Utah Valley	82	72
													326	H	Utah Valley	59	51
													345	A	Chi cago St.	63	55
													345	H	Chi cago St.	74	59
LAST 12 Division I GAMES:																	
345	A	Chi cago St.	63	55	276	H	UMKC	70	62								
232	H	Seattle U	64	53	326	A	Utah Valley	82	72								
326	H	Utah Valley	59	51	232	A	Seattle U	59	69								
253	A	Grand Canyon	34	50	202	H	CSU Bakersfi el d	56	48								
202	A	CSU Bakersfi el d	52	62	253	H	Grand Canyon	64	60								
315	A	UTRGV	79	77	345	H	Chi cago St.	74	59								

Non-Div I Games: Tex. Permian Basin 85 58 Western N.M. 89 60

New Mexico St.

Loss,
Non-Conf,
S Site,
H Home
A Away
N Neutral

Average RPI Win:	277	WON-LOST	WINNING	LAST 10	STRENGTH OF	OPP. STRENGTH	TEAM	ADJ.	CONF.	ADJ CONF.
Average RPI Loss:	153	RECORD	PCT. RANK	GAMES	SCHEDULE	OF SCHEDULE	RPI	RPI	RPI	RPI
DIV. I ONLY	13- 13	172	7- 3	288	269	229	229	26	26	
DIV. I NON-CONF.	3- 7	254	0- 0	101	173	214	214	26	26	

TOTALS	RPI 1-25	RPI 26-50	W-L RECORDS	RPI 51-100	RPI 101-999	RPI 201+				
13- 13	0- 1	0- 0	OVERALL	0- 2	13- 10	12- 4				
9- 4	0- 0	0- 0	HOME	0- 1	9- 3	9- 1				
4- 9	0- 0	0- 0	AWAY	0- 0	4- 2	3- 1				
0- 0	0- 0	0- 0	NEUTRAL	0- 0	0- 0	0- 0				
3- 7	0- 1	0- 0	NON-CONFERENCE	0- 2	3- 4	3- 0				
2- 2	0- 0	0- 0	HOME	0- 1	2- 1	2- 0				
1- 5	0- 1	0- 0	AWAY	0- 1	1- 3	1- 0				
0- 0	0- 0	0- 0	NEUTRAL	0- 0	0- 0	0- 0				
10- 6	0- 0	0- 0	CONFERENCE	0- 0	10- 6	9- 4				
7- 2	0- 0	0- 0	HOME	0- 0	7- 2	7- 1				
3- 4	0- 0	0- 0	AWAY	0- 0	3- 4	2- 3				
0- 0	0- 0	0- 0	NEUTRAL	0- 0	0- 0	0- 0				

RPI 1-25				RPI 26-50				RPI 51-100				RPI 101+ Team's RPI: 229			
RPI	S	Opponent	Score	RPI	S	Opponent	Score	RPI	S	Opponent	Score	RPI	S	Opponent	Score
17	A	Missouri	45 81					51	A	Miami (FL)	46 76	109	H	SFA	67 74
								55	H	Houston	66 78	116	A	Lamar University	77 100
												120	A	Tulane	56 79
												127	A	Central Ark.	52 48
												150	A	South Ala.	45 67
												175	A	Louisiana	57 66
												179	H	Jacksonville St.	54 59
												217	H	CSUN	76 73
												224	A	A&M-Corpus Christi	68 75
												224	H	A&M-Corpus Christi	66 49
												226	A	Abilene Christian	70 80
												237	H	Nicholls St.	61 62
												241	H	Texas Southern	72 69
												280	A	McNeese	77 64
												280	H	McNeese	84 62
												291	H	Southeastern La.	82 73
												304	A	Incarnate Word	72 45
												304	H	Incarnate Word	52 50
												323	H	Houston Baptist	70 52
												332	A	Northwestern St.	47 52
												332	H	Northwestern St.	81 63
												337	A	La.-Monroe	89 51
												339	H	Sam Houston St.	77 50
LAST 12 Division I GAMES:															
339	H	Sam Houston St.	77 50	304	A	Incarnate Word	72 45								
280	H	McNeese	84 62	332	H	Northwestern St.	81 63								
291	H	Southeastern La.	82 73	304	H	Incarnate Word	52 50								
224	A	A&M-Corpus Christi	68 75	127	A	Central Ark.	52 48								
237	H	Nicholls St.	61 62	224	H	A&M-Corpus Christi	66 49								
332	A	Northwestern St.	47 52	109	H	SFA	67 74								

Non-Div I Games: Xavier (LA) 85 50

New Orleans

Loss,
Non-Conf,
S Site,
H Home
A Away
N Neutral

Average RPI Win:	245	WON-LOST	WINNING	LAST 10	STRENGTH OF	OPP. STRENGTH	TEAM	ADJ.	CONF.	ADJ CONF.
Average RPI Loss:	177	RECORD	PCT. RANK	GAMES	SCHEDULE	OF SCHEDULE	RPI	RPI	RPI	RPI
DIV. I ONLY	11- 17	229	4- 6	210	272	246	246	28	28	
DIV. I NON-CONF.	3- 8	268	0- 0	75	154	207	207	25	25	

TOTALS	RPI 1-25	RPI 26-50	W-L RECORDS	RPI 51-100	RPI 101-999	RPI 201+				
11- 17	1- 1	0- 3	OVERALL	0- 0	10- 13	7- 8				
7- 6	1- 0	0- 2	HOME	0- 0	6- 4	5- 1				
3- 10	0- 1	0- 1	AWAY	0- 0	3- 8	2- 7				
1- 1	0- 0	0- 0	NEUTRAL	0- 0	1- 1	0- 0				
3- 8	1- 1	0- 1	NON-CONFERENCE	0- 0	2- 6	1- 2				
1- 3	1- 0	0- 1	HOME	0- 0	0- 2	0- 0				
1- 4	0- 1	0- 0	AWAY	0- 0	1- 3	1- 2				
1- 1	0- 0	0- 0	NEUTRAL	0- 0	1- 1	0- 0				
8- 9	0- 0	0- 2	CONFERENCE	0- 0	8- 7	6- 6				
6- 3	0- 0	0- 1	HOME	0- 0	6- 2	5- 1				
2- 6	0- 0	0- 1	AWAY	0- 0	2- 5	1- 5				
0- 0	0- 0	0- 0	NEUTRAL	0- 0	0- 0	0- 0				

RPI 1-25				RPI 26-50				RPI 51-100				RPI 101+ Team's RPI: 246			
RPI	S	Opponent	Score	RPI	S	Opponent	Score	RPI	S	Opponent	Score	RPI	S	Opponent	Score
14	H	Buffalo	75 62	40	A	Quinnipiac	61 77					107	H	Cleveland St.	61 70
22	A	Maryland	65 92	40	H	Quinnipiac	55 84					153	A	Hartford	65 83
				47	H	Drexel	65 66					158	H	Marist	78 84
												164	H	Saint Joseph's	69 93
												166	N	Louisiana Tech	73 67
												175	N	Louisiana	52 68
												191	A	Siena	73 68
												191	H	Siena	65 50
												211	A	Oakland	59 67
												248	A	Manhattan	64 82
												248	H	Manhattan	65 64
												250	A	St. Bonaventure	58 76
												259	A	Fairfield	53 59
												273	A	Rider	58 65
												273	H	Rider	69 61
												277	A	Colgate	81 44
												285	A	Canisius	60 64
												285	H	Canisius	66 72
												299	A	Monmouth	63 65
												299	H	Monmouth	68 65
												335	H	Iona	73 59
												348	A	Saint Peter's	87 52
												348	H	Saint Peter's	64 54

LAST 12 Division I GAMES:															
285	H	Canisius	66 72	285	A	Canisius	60 64								
299	H	Monmouth	68 65	40	H	Quinnipiac	55 84								
273	H	Rider	69 61	158	H	Marist	78 84								
299	A	Monmouth	63 65	348	A	Saint Peter's	87 52								
248	A	Manhattan	64 82	273	A	Rider	58 65								
348	H	Saint Peter's	64 54	191	H	Siena	65 50								

Non-Div I Games:

Niagara

Average RPI Win:	298	WON-LOST	WINNING	LAST 10	STRENGTH OF	OPP. STRENGTH	TEAM	ADJ.	CONF.	ADJ CONF.
Average RPI Loss:	155	RECORD	PCT. RANK	GAMES	SCHEDULE	OF SCHEDULE	RPI	RPI	RPI	RPI
DIV. I ONLY	10- 13	213	5- 5	281	291	237	237	26	26	
DIV. I NON-CONF.	2- 6	280	0- 0	156	219	231	231	26	26	

TOTALS	RPI 1-25	RPI 26-50	W-L RECORDS	RPI 51-100	RPI 101-999	RPI 201+				
10- 13	0- 1	0- 1	OVERALL	0- 1	10- 10	10- 5				
3- 6	0- 1	0- 0	HOME	0- 1	3- 4	3- 1				
7- 6	0- 0	0- 1	AWAY	0- 0	7- 5	7- 3				
0- 1	0- 0	0- 0	NEUTRAL	0- 0	0- 1	0- 1				
2- 6	0- 1	0- 1	NON-CONFERENCE	0- 1	2- 3	2- 2				
0- 2	0- 1	0- 0	HOME	0- 1	0- 0	0- 0				
2- 3	0- 0	0- 1	AWAY	0- 0	2- 2	2- 1				
0- 1	0- 0	0- 0	NEUTRAL	0- 0	0- 1	0- 1				
8- 7	0- 0	0- 0	CONFERENCE	0- 0	8- 7	8- 3				
3- 4	0- 0	0- 0	HOME	0- 0	3- 4	3- 1				
5- 3	0- 0	0- 0	AWAY	0- 0	5- 3	5- 2				
0- 0	0- 0	0- 0	NEUTRAL	0- 0	0- 0	0- 0				

RPI 1-25				RPI 26-50				RPI 51-100				RPI 101+ Team's RPI: 237			
RPI	S	Opponent	Score	RPI	S	Opponent	Score	RPI	S	Opponent	Score	RPI	S	Opponent	Score
5	H	Baylor	43 85	29	A	LSU	50 65	98	H	Jacksonville	61 69	109	H	SFA	73 86
												116	H	Lamar University	61 76
												118	A	Iowa St.	47 75
												127	A	Central Ark.	42 60
												127	H	Central Ark.	48 69
												205	A	SMU	61 68
												224	A	A&M-Corpus Christi	55 76
												226	H	Abilene Christian	81 60
												229	A	New Orleans	62 61
												262	N	Bradley	65 75
												280	A	McNeese	61 54
												280	H	McNeese	63 51
												291	H	Southeastern La.	57 66
												304	A	Incarnate Word	62 64
												308	A	Jackson St.	90 64
												323	A	Houston Baptist	73 61
												323	H	Houston Baptist	63 45
												332	A	Northwestern St.	79 63
												339	A	Sam Houston St.	70 65
												341	A	Mississippi Val.	62 57
LAST 12 Division I GAMES:															
280	H	McNeese	63 51	291	H	Southeastern La.	57 66								
127	A	Central Ark.	42 60	116	H	Lamar University	61 76								
339	A	Sam Houston St.	70 65	224	A	A&M-Corpus Christi	55 76								
323	H	Houston Baptist	63 45	127	H	Central Ark.	48 69								
226	H	Abilene Christian	81 60	280	A	McNeese	61 54								
229	A	New Orleans	62 61	323	A	Houston Baptist	73 61								

Non-Div I Games: Spring Hill 78 70 Evangel 72 55 Southern-N. O. 83 45

Nicholls St.

Loss, Non-Conf, S Site, H Home A Away N Neutral

Average RPI Win:	291	WON-LOST	WINNING	LAST 10	STRENGTH OF	OPP. STRENGTH	TEAM	ADJ.	CONF.	ADJ CONF.
Average RPI Loss:	179	RECORD	PCT. RANK	GAMES	SCHEDULE	OF SCHEDULE	RPI	RPI	RPI	RPI
DIV. I ONLY	16- 9	96	6- 4	332	343	212	212	30	30	
DIV. I NON-CONF.	7- 5	132	0- 0	288	329	200	200	30	30	

TOTALS	RPI 1-25	RPI 26-50	W-L RECORDS	RPI 51-100	RPI 101-999	RPI 201+				
16- 9	0- 0	0- 0	OVERALL	0- 1	16- 8	15- 4				
7- 4	0- 0	0- 0	HOME	0- 0	7- 4	7- 2				
8- 4	0- 0	0- 0	AWAY	0- 1	8- 3	7- 1				
1- 1	0- 0	0- 0	NEUTRAL	0- 0	1- 1	1- 1				
7- 5	0- 0	0- 0	NON-CONFERENCE	0- 1	7- 4	6- 2				
2- 2	0- 0	0- 0	HOME	0- 0	2- 2	2- 1				
4- 2	0- 0	0- 0	AWAY	0- 1	4- 1	3- 0				
1- 1	0- 0	0- 0	NEUTRAL	0- 0	1- 1	1- 1				
9- 4	0- 0	0- 0	CONFERENCE	0- 0	9- 4	9- 2				
5- 2	0- 0	0- 0	HOME	0- 0	5- 2	5- 1				
4- 2	0- 0	0- 0	AWAY	0- 0	4- 2	4- 1				
0- 0	0- 0	0- 0	NEUTRAL	0- 0	0- 0	0- 0				

RPI 1-25				RPI 26-50				RPI 51-100				RPI 101+				Team's RPI: 212	
RPI	S	Opponent	Score	RPI	S	Opponent	Score	RPI	S	Opponent	Score	RPI	S	Opponent	Score		
								82	A	Navy	51	70	114	A	Bethune-Cookman	45	60
													114	H	Bethune-Cookman	51	58
													160	A	William & Mary	80	74
													187	A	East Carolina	46	51
													194	H	High Point	56	59
													207	A	N. C. A&T	51	53
													209	A	Hampton	63	48
													210	N	Bowling Green	50	59
													223	H	UNCG	64	63
													247	H	Loyola Maryland	58	61
													258	H	Morgan St.	53	55
													263	A	Campbell	53	27
													267	N	St. Francis Brooklyn	52	51
													274	H	Towson	86	76
													283	A	VCU	66	52
													311	H	Coppin St.	71	57
													319	A	South Carolina St.	71	67
													319	H	South Carolina St.	63	49
													330	A	N. C. Central	75	60
													331	H	Delaware St.	72	50
													342	H	Florida A&M	70	49
													343	A	Savannah St.	78	58
													343	H	Savannah St.	83	51
													346	A	Longwood	64	45
LAST 12 Division I GAMES:																	
				319	H	South Carolina St.	63	49	207	A	N. C. A&T	51	53				
				343	H	Savannah St.	83	51	342	H	Florida A&M	70	49				
				331	H	Delaware St.	72	50	114	H	Bethune-Cookman	51	58				
				209	A	Hampton	63	48	343	A	Savannah St.	78	58				
				114	A	Bethune-Cookman	45	60	319	A	South Carolina St.	71	67				
				258	H	Morgan St.	53	55	330	A	N. C. Central	75	60				

Non-Div I Games:

Norfolk St.

Average RPI Win:	164	WON-LOST	WINNING	LAST 10	STRENGTH OF	OPP. STRENGTH	TEAM	ADJ.	CONF.	ADJ CONF.
Average RPI Loss:	65	RECORD	PCT. RANK	GAMES	SCHEDULE	OF SCHEDULE	RPI	RPI	RPI	RPI
DIV. I ONLY	14- 14	172	1- 9	25	68	115	115	1	1	
DIV. I NON-CONF.	10- 3	52	0- 0	109	297	104	104	1	1	

TOTALS	RPI 1-25	RPI 26-50	W-L RECORDS	RPI 51-100	RPI 101-999	RPI 201+				
14- 14	1- 5	1- 2	OVERALL	1- 4	11- 3	4- 1				
11- 8	1- 2	1- 1	HOME	0- 3	9- 2	3- 1				
1- 6	0- 3	0- 1	AWAY	1- 1	0- 1	0- 0				
2- 0	0- 0	0- 0	NEUTRAL	0- 0	2- 0	1- 0				
10- 3	0- 0	1- 0	NON-CONFERENCE	0- 1	9- 2	4- 1				
8- 3	0- 0	1- 0	HOME	0- 1	7- 2	3- 1				
0- 0	0- 0	0- 0	AWAY	0- 0	0- 0	0- 0				
2- 0	0- 0	0- 0	NEUTRAL	0- 0	2- 0	1- 0				
4- 11	1- 5	0- 2	CONFERENCE	1- 3	2- 1	0- 0				
3- 5	1- 2	0- 1	HOME	0- 2	2- 0	0- 0				
1- 6	0- 3	0- 1	AWAY	1- 1	0- 1	0- 0				
0- 0	0- 0	0- 0	NEUTRAL	0- 0	0- 0	0- 0				

RPI 1-25				RPI 26-50				RPI 51-100				RPI 101+ Team's RPI: 115			
RPI	S	Opponent	Score	RPI	S	Opponent	Score	RPI	S	Opponent	Score	RPI	S	Opponent	Score
1	A	Notre Dame	62 94	30	H	Syracuse	80 86	51	H	Miami (FL)	72 92	145	H	Colorado	87 80
4	H	Louisville	57 67	35	A	Virginia	70 82	58	H	Mercer	86 97	150	H	South Ala.	84 85
8	A	Florida St.	65 103	45	H	Minnesota	88 83	62	A	Georgia Tech	61 79	151	H	Clemson	59 52
12	H	Duke	92 86					74	H	Virginia Tech	74 90	152	H	Radford	79 46
21	A	NC State	54 73					97	A	Wake Forest	79 76	153	H	Hartford	90 70
21	H	NC State	53 66									173	H	Pittsburgh	68 67
												174	H	Furman	84 56
												190	A	Boston College	64 77
												192	N	Washington	90 78
												209	H	Hampton	66 70
												227	N	Grambling	79 63
												254	H	Presbyterian	91 56
												255	H	UNCW	86 60
												272	H	Appalachian St.	56 43

LAST 12 Division I GAMES:															
30	H	Syracuse	80 86	1	A	Notre Dame	62 94								
4	H	Louisville	57 67	35	A	Virginia	70 82								
62	A	Georgia Tech	61 79	12	H	Duke	92 86								
21	A	NC State	54 73	21	H	NC State	53 66								
74	H	Virginia Tech	74 90	97	A	Wake Forest	79 76								
51	H	Miami (FL)	72 92	151	H	Clemson	59 52								

Non-Div I Games:

North Carolina

Average RPI Win:	200	WON-LOST	WINNING	LAST 10	STRENGTH OF	OPP. STRENGTH	TEAM	ADJ.	CONF.	ADJ CONF.
Average RPI Loss:	144	RECORD	PCT. RANK	GAMES	SCHEDULE	OF SCHEDULE	RPI	RPI	RPI	RPI
DIV. I ONLY	10- 14	223	4- 6	81	240	169	169	19	19	
DIV. I NON-CONF.	5- 4	146	0- 0	19	180	43	43	13	13	

TOTALS	RPI 1-25	RPI 26-50	W-L RECORDS	RPI 51-100	RPI 101-999	RPI 201+				
10- 14	0- 1	1- 2	OVERALL	0- 1	9- 10	5- 4				
7- 3	0- 0	1- 0	HOME	0- 0	6- 3	3- 1				
2- 11	0- 1	0- 2	AWAY	0- 1	2- 7	2- 3				
1- 0	0- 0	0- 0	NEUTRAL	0- 0	1- 0	0- 0				
5- 4	0- 1	0- 2	NON-CONFERENCE	0- 1	5- 0	3- 0				
3- 0	0- 0	0- 0	HOME	0- 0	3- 0	2- 0				
1- 4	0- 1	0- 2	AWAY	0- 1	1- 0	1- 0				
1- 0	0- 0	0- 0	NEUTRAL	0- 0	1- 0	0- 0				
5- 10	0- 0	1- 0	CONFERENCE	0- 0	4- 10	2- 4				
4- 3	0- 0	1- 0	HOME	0- 0	3- 3	1- 1				
1- 7	0- 0	0- 0	AWAY	0- 0	1- 7	1- 3				
0- 0	0- 0	0- 0	NEUTRAL	0- 0	0- 0	0- 0				

RPI 1-25				RPI 26-50				RPI 51-100				RPI 101+ Team's RPI: 169			
RPI	S	Opponent	Score	RPI	S	Opponent	Score	RPI	S	Opponent	Score	RPI	S	Opponent	Score
5	A	Baylor	43 105	32	A	South Dakota St.	52 66	56	A	South Dakota	71 76	116	N	Lamar University	73 70
				36	H	Northern Colo.	78 70					129	A	Idaho St.	46 57
				41	A	Oregon St.	55 65					129	H	Idaho St.	55 68
												137	A	Idaho	75 80
												137	H	Idaho	64 78
												141	H	UNI	80 72
												154	A	Eastern Wash.	70 74
												154	H	Eastern Wash.	81 79
												171	A	Weber St.	69 80
												171	H	Weber St.	80 67
												228	A	Montana St.	56 72
												228	H	Montana St.	79 70
												244	A	Montana	51 53
												244	H	Montana	43 54
												270	H	Massachusetts	82 52
												279	H	North Dakota St.	79 68
												282	A	UTSA	60 47
												303	A	Northern Ariz.	59 79
												320	A	Southern Utah	68 53

LAST 12 Division I GAMES:															
303	A	Northern Ariz.	59 79	137	H	Idaho	64 78								
320	A	Southern Utah	68 53	154	H	Eastern Wash.	81 79								
129	H	Idaho St.	55 68	36	H	Northern Colo.	78 70								
171	H	Weber St.	80 67	171	A	Weber St.	69 80								
244	A	Montana	51 53	129	A	Idaho St.	46 57								
228	A	Montana St.	56 72	228	H	Montana St.	79 70								

Non-Div I Games: Mayville St. 82 54 Southwest Minn. St. 85 62

North Dakota

Average RPI Win:	315	WON-LOST	WINNING	LAST 10	STRENGTH OF	OPP. STRENGTH	TEAM	ADJ.	CONF.	ADJ CONF.
Average RPI Loss:	134	RECORD	PCT. RANK	GAMES	SCHEDULE	OF SCHEDULE	RPI	RPI	RPI	RPI
DIV. I ONLY	6- 18	299	2- 8	169	218	279	279	13	13	
DIV. I NON-CONF.	4- 7	226	0- 0	284	310	273	273	16	16	

TOTALS	RPI 1-25	RPI 26-50	W-L RECORDS	RPI 51-100	RPI 101-999	RPI 201+				
6- 18	0- 0	0- 2	OVERALL	0- 3	6- 13	6- 2				
3- 7	0- 0	0- 1	HOME	0- 1	3- 5	3- 1				
2- 10	0- 0	0- 1	AWAY	0- 2	2- 7	2- 1				
1- 1	0- 0	0- 0	NEUTRAL	0- 0	1- 1	1- 0				
4- 7	0- 0	0- 0	NON-CONFERENCE	0- 1	4- 6	4- 1				
2- 2	0- 0	0- 0	HOME	0- 0	2- 2	2- 1				
1- 4	0- 0	0- 0	AWAY	0- 1	1- 3	1- 0				
1- 1	0- 0	0- 0	NEUTRAL	0- 0	1- 1	1- 0				
2- 11	0- 0	0- 2	CONFERENCE	0- 2	2- 7	2- 1				
1- 5	0- 0	0- 1	HOME	0- 1	1- 3	1- 0				
1- 6	0- 0	0- 1	AWAY	0- 1	1- 4	1- 1				
0- 0	0- 0	0- 0	NEUTRAL	0- 0	0- 0	0- 0				

RPI 1-25				RPI 26-50				RPI 51-100				RPI 101+				Team's RPI: 279
RPI	S	Opponent	Score	RPI	S	Opponent	Score	RPI	S	Opponent	Score	RPI	S	Opponent	Score	
				32	A	South Dakota St.	63 83	56	A	South Dakota	54 80	104	A	Milwaukee	38 74	
				32	H	South Dakota St.	64 85	56	H	South Dakota	67 82	111	A	Western Ill.	72 97	
								82	A	Navy	54 67	111	H	Western Ill.	60 77	
												127	N	Central Ark.	45 68	
												145	A	Colorado	59 108	
												147	H	Cal Poly	69 73	
												167	A	Denver	79 98	
												167	H	Denver	73 78	
												169	A	North Dakota	68 79	
												178	A	Oral Roberts	48 71	
												178	H	Oral Roberts	57 64	
												243	A	Omaha	67 80	
												270	H	Massachusetts	82 70	
												307	A	FIU	71 68	
												315	H	UTRGV	79 82	
												321	N	UMBC	67 53	
												328	A	Fort Wayne	66 52	
												328	H	Fort Wayne	72 56	
												336	H	NJIT	105 58	

LAST 12 Division I GAMES:																
				111	H	Western Ill.	60 77	111	A	Western Ill.	72 97					
				328	A	Fort Wayne	66 52	243	A	Omaha	67 80					
				167	H	Denver	73 78	328	H	Fort Wayne	72 56					
				178	H	Oral Roberts	57 64	167	A	Denver	79 98					
				56	A	South Dakota	54 80	178	A	Oral Roberts	48 71					
				32	H	South Dakota St.	64 85	32	A	South Dakota St.	63 83					

Non-Div I Games: Valley City St. 67 58 Mayville St. 87 43 Dakota St. 97 42

North Dakota St.

Average RPI Win: 236
Average RPI Loss: 183

WON-LOST
RECORD

WINNING
PCT. RANK

LAST 10
GAMES

STRENGTH OF
SCHEDULE

OPP. STRENGTH
OF SCHEDULE

TEAM
RPI

ADJ.
RPI

CONF.
RPI

ADJ CONF.
RPI

DIV. I ONLY	9- 16	245	4- 6	234	244	251	251	23	23
DIV. I NON-CONF.	4- 8	239	0- 0	137	223	202	202	22	22

TOTALS	RPI 1-25	RPI 26-50	W-L RECORDS	RPI 51-100	RPI 101-999	RPI 201+			
9- 16	0- 2	0- 1	OVERALL	1- 3	8- 10	6- 8			
5- 5	0- 0	0- 0	HOME	1- 1	4- 4	3- 3			
4- 10	0- 2	0- 1	AWAY	0- 2	4- 5	3- 4			
0- 1	0- 0	0- 0	NEUTRAL	0- 0	0- 1	0- 1			
4- 8	0- 2	0- 1	NON-CONFERENCE	0- 1	4- 4	2- 4			
2- 1	0- 0	0- 0	HOME	0- 0	2- 1	1- 1			
2- 6	0- 2	0- 1	AWAY	0- 1	2- 2	1- 2			
0- 1	0- 0	0- 0	NEUTRAL	0- 0	0- 1	0- 1			
5- 8	0- 0	0- 0	CONFERENCE	1- 2	4- 6	4- 4			
3- 4	0- 0	0- 0	HOME	1- 1	2- 3	2- 2			
2- 4	0- 0	0- 0	AWAY	0- 1	2- 3	2- 2			
0- 0	0- 0	0- 0	NEUTRAL	0- 0	0- 0	0- 0			

RPI 1-25				RPI 26-50				RPI 51-100				RPI 101+				Team's RPI: 251
RPI	S	Opponent	Score	RPI	S	Opponent	Score	RPI	S	Opponent	Score	RPI	S	Opponent	Score	
8	A	Florida St.	51 109	38	A	Michigan	34 79	54	A	FGCU	52 67	114	H	Bethune-Cookman	70 63	
25	A	Georgia	37 75					54	H	FGCU	75 73	180	A	Stetson	55 68	
								64	A	West Virginia	59 87	180	H	Stetson	51 68	
								98	H	Jacksonville	48 66	184	A	Morehead St.	61 56	
												225	A	Fla. Atlantic	75 83	
												256	H	Northern Ky.	58 50	
												261	A	Lipscomb	57 78	
												261	H	Lipscomb	69 73	
												266	H	Col. of Charleston	69 73	
												292	A	USC Upstate	65 61	
												292	H	USC Upstate	79 61	
												293	A	Kennesaw St.	68 44	
												293	H	Kennesaw St.	77 72	
												299	N	Monmouth	57 67	
												301	A	Wofford	57 69	
												336	A	NJIT	65 75	
												336	H	NJIT	62 66	
												342	A	Florida A&M	77 68	

LAST 12 Division I GAMES:																
292	H	USC Upstate	79 61	54	H	FGCU	75 73									
336	H	NJIT	62 66	180	A	Stetson	55 68									
293	A	Kennesaw St.	68 44	336	A	NJIT	65 75									
261	A	Lipscomb	57 78	292	A	USC Upstate	65 61									
54	A	FGCU	52 67	261	H	Lipscomb	69 73									
180	H	Stetson	51 68	293	H	Kennesaw St.	77 72									

Non-Div I Games:

Warner

74 38

Edward Waters

73 47

Webber Int'l

81 53

North Florida

Loss, Non-Conf, S Site, H Home A Away N Neutral

Average RPI Win:	249	WON-LOST	WINNING	LAST 10	STRENGTH OF	OPP. STRENGTH	TEAM	ADJ.	CONF.	ADJ CONF.
Average RPI Loss:	143	RECORD	PCT. RANK	GAMES	SCHEDULE	OF SCHEDULE	RPI	RPI	RPI	RPI
DIV. I ONLY	12- 10	149	5- 5	295	147	208	208	18	18	
DIV. I NON-CONF.	6- 3	87	0- 0	346	81	236	236	19	19	

TOTALS	RPI 1-25	RPI 26-50	W-L RECORDS	RPI 51-100	RPI 101-999	RPI 201+				
12- 10	0- 0	0- 1	OVERALL	0- 4	12- 5	10- 2				
6- 4	0- 0	0- 1	HOME	0- 2	6- 1	4- 0				
4- 6	0- 0	0- 0	AWAY	0- 2	4- 4	4- 2				
2- 0	0- 0	0- 0	NEUTRAL	0- 0	2- 0	2- 0				
6- 3	0- 0	0- 0	NON-CONFERENCE	0- 2	6- 1	5- 1				
3- 1	0- 0	0- 0	HOME	0- 1	3- 0	2- 0				
1- 2	0- 0	0- 0	AWAY	0- 1	1- 1	1- 1				
2- 0	0- 0	0- 0	NEUTRAL	0- 0	2- 0	2- 0				
6- 7	0- 0	0- 1	CONFERENCE	0- 2	6- 4	5- 1				
3- 3	0- 0	0- 1	HOME	0- 1	3- 1	2- 0				
3- 4	0- 0	0- 0	AWAY	0- 1	3- 3	3- 1				
0- 0	0- 0	0- 0	NEUTRAL	0- 0	0- 0	0- 0				

RPI 1-25				RPI 26-50				RPI 51-100				RPI 101+				Team's RPI: 208	
RPI	S	Opponent	Score	RPI	S	Opponent	Score	RPI	S	Opponent	Score	RPI	S	Opponent	Score		
				42	H	Western Ky.	65 79	52	A	Indiana	63 68	112	A	Middle Tenn.	48 56		
								77	A	UAB	52 68	139	H	Charlotte	73 68		
								90	H	Kansas St.	54 55	166	A	Louisiana Tech	53 61		
								91	H	Rice	49 50	177	H	Tulsa	66 43		
												188	H	UTEP	48 50		
												205	H	SMU	47 40		
												214	H	Southern Miss.	71 62		
												225	A	Fla. Atlantic	65 51		
												242	H	La Salle	70 44		
												249	N	Coastal Caro.	50 34		
												281	A	Old Dominion	55 52		
												281	H	Old Dominion	63 46		
												282	A	UTSA	58 70		
												307	A	FIU	92 46		
												322	N	Detroit Mercy	63 57		
												325	A	Ill. -Chicago	67 70		
												347	A	Eastern Ill.	63 61		
LAST 12 Division I GAMES:																	
				281	A	Old Dominion	55 52	42	H	Western Ky.	65 79						
				214	H	Southern Miss.	71 62	77	A	UAB	52 68						
				225	A	Fla. Atlantic	65 51	112	A	Middle Tenn.	48 56						
				307	A	FIU	92 46	139	H	Charlotte	73 68						
				282	A	UTSA	58 70	281	H	Old Dominion	63 46						
				188	H	UTEP	48 50	91	H	Rice	49 50						

Non-Div I Games: Mid-Amer. Christian 86 52 Tex. A&M Int'l 64 38 Okla. Panhandle 63 41

North Texas

Average RPI Win: 226		WON-LOST RECORD	WINNING PCT. RANK	LAST 10 GAMES	STRENGTH OF SCHEDULE	OPP. STRENGTH OF SCHEDULE	TEAM RPI	ADJ. RPI	CONF. RPI	ADJ. CONF. RPI
Average RPI Loss: 113										
DIV. I ONLY		14- 13	167	6- 4	101	206	132	132	10	10
DIV. I NON-CONF.		5- 6	187	0- 0	188	322	209	209	11	11
TOTALS		RPI 1-25	RPI 26-50	W-L RECORDS		RPI 51-100	RPI 101-999	RPI 201+		
14- 13	0- 0		0- 4	OVERALL		0- 4	14- 5	10- 3		
7- 5	0- 0		0- 2	HOME		0- 2	7- 1	4- 1		
6- 6	0- 0		0- 2	AWAY		0- 1	6- 3	5- 1		
1- 2	0- 0		0- 0	NEUTRAL		0- 1	1- 1	1- 1		
5- 6	0- 0		0- 0	NON-CONFERENCE		0- 2	5- 4	4- 3		
2- 2	0- 0		0- 0	HOME		0- 1	2- 1	1- 1		
2- 2	0- 0		0- 0	AWAY		0- 0	2- 2	2- 1		
1- 2	0- 0		0- 0	NEUTRAL		0- 1	1- 1	1- 1		
9- 7	0- 0		0- 4	CONFERENCE		0- 2	9- 1	6- 0		
5- 3	0- 0		0- 2	HOME		0- 1	5- 0	3- 0		
4- 4	0- 0		0- 2	AWAY		0- 1	4- 1	3- 0		
0- 0	0- 0		0- 0	NEUTRAL		0- 0	0- 0	0- 0		

RPI 1-25				RPI 26-50				RPI 51-100				RPI 101+				Team's RPI: 132	
RPI	S	Opponent	Score	RPI	S	Opponent	Score	RPI	S	Opponent	Score	RPI	S	Opponent	Score		
				47	A	Drexel	50 58	55	N	Houston	64 72	117	A	Delaware	64 53		
				47	H	Drexel	58 69	69	H	Harvard	69 79	117	H	Delaware	73 59		
				50	A	Elon	71 78	71	A	James Madison	43 72	158	H	Marist	78 72		
				50	H	Elon	46 65	71	H	James Madison	57 60	160	A	William & Mary	53 71		
												160	H	William & Mary	64 46		
												185	A	New Hampshire	50 65		
												204	A	Boston U.	73 74		
												206	H	Providence	95 98		
												233	N	New Mexico St.	65 64		
												239	A	Hofstra	55 50		
												252	N	Illinois St.	55 65		
												255	A	UNCW	54 47		
												255	H	UNCW	56 39		
												259	H	Fairfield	63 43		
												266	H	Col. of Charleston	59 37		
												270	A	Massachusetts	64 54		
												274	A	Towson	70 61		
												274	H	Towson	79 61		
												290	A	Vermont	71 66		
LAST 12 Division I GAMES:																	
				239	A	Hofstra	55 50	255	H	UNCW	56 39						
				50	H	Elon	46 65	47	A	Drexel	50 58						
				274	H	Towson	79 61	117	A	Delaware	64 53						
				160	A	William & Mary	53 71	160	H	William & Mary	64 46						
				71	A	James Madison	43 72	47	H	Drexel	58 69						
				117	H	Delaware	73 59	266	H	Col. of Charleston	59 37						

Non-Div I Games:

Northeastern

Loss, Non-Conf, S Site, H Home A Away N Neutral

Average RPI Win:	229	WON-LOST	WINNING	LAST 10	STRENGTH OF	OPP. STRENGTH	TEAM	ADJ.	CONF.	ADJ CONF.
Average RPI Loss:	184	RECORD	PCT. RANK	GAMES	SCHEDULE	OF SCHEDULE	RPI	RPI	RPI	RPI
DIV. I ONLY	6- 19	304	3- 7	227	262	303	303	19	19	
DIV. I NON-CONF.	2- 8	290	0- 0	199	307	303	303	13	13	

TOTALS	RPI 1-25	RPI 26-50	W-L RECORDS	RPI 51-100	RPI 101-999	RPI 201+				
6- 19	0- 0	0- 1	OVERALL	0- 1	6- 17	3- 8				
3- 9	0- 0	0- 1	HOME	0- 1	3- 7	1- 4				
2- 10	0- 0	0- 0	AWAY	0- 0	2- 10	2- 4				
1- 0	0- 0	0- 0	NEUTRAL	0- 0	1- 0	0- 0				
2- 8	0- 0	0- 0	NON-CONFERENCE	0- 1	2- 7	1- 3				
1- 4	0- 0	0- 0	HOME	0- 1	1- 3	1- 1				
0- 4	0- 0	0- 0	AWAY	0- 0	0- 4	0- 2				
1- 0	0- 0	0- 0	NEUTRAL	0- 0	1- 0	0- 0				
4- 11	0- 0	0- 1	CONFERENCE	0- 0	4- 10	2- 5				
2- 5	0- 0	0- 1	HOME	0- 0	2- 4	0- 3				
2- 6	0- 0	0- 0	AWAY	0- 0	2- 6	2- 2				
0- 0	0- 0	0- 0	NEUTRAL	0- 0	0- 0	0- 0				

RPI	S	Opponent	Score	RPI	S	Opponent	Score	RPI	S	Opponent	Score	Team's RPI: 303
36	H	Northern Colo.	63 85	91	H	Rice	83 88	129	A	Idaho St.	59 76	
								129	H	Idaho St.	55 75	
								137	A	Idaho	68 83	
								146	N	Boise St.	62 60	
								147	H	Cal Poly	73 89	
								154	A	Eastern Wash.	62 82	
								167	A	Denver	73 80	
								168	A	Youngstown St.	67 69	
								169	H	North Dakota	79 59	
								171	A	Weber St.	63 77	
								171	H	Weber St.	76 75	
								196	H	UC Santa Barbara	93 96	
								217	A	CSUN	69 78	
								228	A	Montana St.	39 81	
								228	H	Montana St.	56 78	
								235	A	Hawaii	68 84	
								244	A	Montana	62 70	
								244	H	Montana	52 69	
								253	H	Grand Canyon	54 72	
								278	H	Arizona	84 66	
								289	A	Sacramento St.	95 90	
								320	A	Southern Utah	72 55	
								320	H	Southern Utah	57 60	
LAST 12 Division I GAMES:												
289	A	Sacramento St.	95 90	244	H	Montana	52 69					
169	H	North Dakota	79 59	228	H	Montana St.	56 78					
36	H	Northern Colo.	63 85	137	A	Idaho	68 83					
320	A	Southern Utah	72 55	154	A	Eastern Wash.	62 82					
171	A	Weber St.	63 77	320	H	Southern Utah	57 60					
129	A	Idaho St.	59 76	129	H	Idaho St.	55 75					

Non-Div I Games: Antelope Valley 104 49

Northern Ariz.

Average RPI Win:	175	WON-LOST	WINNING	LAST 10	STRENGTH OF	OPP. STRENGTH	TEAM	ADJ.	CONF.	ADJ CONF.
Average RPI Loss:	117	RECORD	PCT. RANK	GAMES	SCHEDULE	OF SCHEDULE	RPI	RPI	RPI	RPI
DIV. I ONLY	20- 6	42	8- 2	68	202	36	36	19	19	
DIV. I NON-CONF.	8- 3	65	0- 0	17	90	21	21	13	13	

TOTALS	RPI 1-25	RPI 26-50	W-L RECORDS	RPI 51-100	RPI 101-999	RPI 201+				
20- 6	1- 0	1- 1	OVERALL	1- 1	17- 4	7- 0				
9- 2	0- 0	1- 0	HOME	0- 0	8- 2	2- 0				
10- 4	1- 0	0- 1	AWAY	0- 1	9- 2	5- 0				
1- 0	0- 0	0- 0	NEUTRAL	1- 0	0- 0	0- 0				
8- 3	1- 0	1- 1	NON-CONFERENCE	1- 1	5- 1	1- 0				
4- 1	0- 0	1- 0	HOME	0- 0	3- 1	0- 0				
3- 2	1- 0	0- 1	AWAY	0- 1	2- 0	1- 0				
1- 0	0- 0	0- 0	NEUTRAL	1- 0	0- 0	0- 0				
12- 3	0- 0	0- 0	CONFERENCE	0- 0	12- 3	6- 0				
5- 1	0- 0	0- 0	HOME	0- 0	5- 1	2- 0				
7- 2	0- 0	0- 0	AWAY	0- 0	7- 2	4- 0				
0- 0	0- 0	0- 0	NEUTRAL	0- 0	0- 0	0- 0				

RPI 1-25				RPI 26-50				Team's RPI: 36				RPI 51-100				RPI 101+			
RPI	S	Opponent	Score	RPI	S	Opponent	Score	RPI	S	Opponent	Score	RPI	S	Opponent	Score	RPI	S	Opponent	Score
23	A	DePaul	94 88	29	H	LSU	58 50	59	A	Fordham	33 48	124	H	Col orado St.	44 55				
				40	A	Qui nni pi ac	49 60	89	N	Li berty	65 57	129	A	Idaho St.	63 57				
												129	H	Idaho St.	75 52				
												137	A	Idaho	78 72				
												137	H	Idaho	71 79				
												144	H	San Franci sco	73 60				
												148	H	BYU	79 74				
												154	A	Eastern Wash.	70 65				
												154	H	Eastern Wash.	68 62				
												167	A	Denver	71 63				
												169	A	North Dakota	70 78				
												171	A	Weber St.	73 82				
												171	H	Weber St.	71 69				
												183	H	Paci fi c	80 55				
												228	A	Montana St.	78 63				
												228	H	Montana St.	82 69				
												244	A	Montana	64 58				
												244	H	Montana	68 50				
												276	A	UMKC	88 73				
												303	A	Northern Ariz.	85 63				
												320	A	Southern Utah	60 54				
LAST 12 Division I GAMES:																			
320	A	Southern Utah	60 54	154	H	Eastern Wash.	68 62												
303	A	Northern Ariz.	85 63	137	H	Idaho	71 79												
171	H	Weber St.	71 69	169	A	North Dakota	70 78												
129	H	Idaho St.	75 52	129	A	Idaho St.	63 57												
228	A	Montana St.	78 63	171	A	Weber St.	73 82												
244	A	Montana	64 58	244	H	Montana	68 50												

Non-Div I Games:

Northern Colo.

Average RPI Win:	218	WON-LOST	WINNING	LAST 10	STRENGTH OF	OPP. STRENGTH	TEAM	ADJ.	CONF.	ADJ CONF.
Average RPI Loss:	75	RECORD	PCT. RANK	GAMES	SCHEDULE	OF SCHEDULE	RPI	RPI	RPI	RPI
DIV. I ONLY	13- 13	172	3- 7	103	108	126	126	7	7	
DIV. I NON-CONF.	8- 3	65	0- 0	278	299	116	116	8	8	

TOTALS	RPI 1-25	RPI 26-50	W-L RECORDS	RPI 51-100	RPI 101-999	RPI 201+				
13- 13	1- 1	0- 4	OVERALL	0- 5	12- 3	8- 0				
6- 4	1- 0	0- 2	HOME	0- 1	5- 1	3- 0				
6- 7	0- 0	0- 0	AWAY	0- 1	6- 0	4- 0				
1- 2	0- 0	0- 0	NEUTRAL	0- 1	1- 1	1- 0				
8- 3	0- 1	0- 0	NON-CONFERENCE	0- 1	8- 1	6- 0				
3- 0	0- 0	0- 0	HOME	0- 0	3- 0	2- 0				
4- 1	0- 1	0- 0	AWAY	0- 0	4- 0	3- 0				
1- 2	0- 0	0- 0	NEUTRAL	0- 1	1- 1	1- 0				
5- 10	1- 0	0- 4	CONFERENCE	0- 4	4- 2	2- 0				
3- 4	1- 0	0- 2	HOME	0- 1	2- 1	1- 0				
2- 6	0- 0	0- 2	AWAY	0- 3	2- 1	1- 0				
0- 0	0- 0	0- 0	NEUTRAL	0- 0	0- 0	0- 0				

RPI 1-25				RPI 26-50				RPI 51-100				RPI 101+				Team's RPI: 126
RPI	S	Opponent	Score	RPI	S	Opponent	Score	RPI	S	Opponent	Score	RPI	S	Opponent	Score	
14	H	Buffalo	86 84	27	A	Central Mi ch.	77 91	63	A	Toledo	60 63	110	A	Western Mi ch.	83 88	
18	A	Iowa	80 105	27	H	Central Mi ch.	78 81	79	N	Albany (NY)	91 97	111	H	Western Ill.	96 94	
				39	A	Ball St.	72 81	86	A	Ohio	75 77	116	N	Lamar University	80 90	
				39	H	Ball St.	50 72	87	A	Miami (OH)	65 67	143	A	SIUE	86 75	
								87	H	Miami (OH)	62 77	156	A	Kent St.	72 62	
												156	H	Kent St.	81 79	
												201	H	Eastern Mi ch.	76 83	
												210	H	Bowling Green	73 68	
												216	A	Akron	84 61	
												262	H	Bradley	76 52	
												282	A	UTSA	69 55	
												289	N	Sacramento St.	84 75	
												302	H	Loyola Chi cago	80 71	
												345	A	Chi cago St.	80 59	
												347	A	Eastern Ill.	93 64	

LAST 12 Division I GAMES:																
				27	A	Central Mi ch.	77 91	39	A	Ball St.	72 81					
				39	H	Ball St.	50 72	86	A	Ohio	75 77					
				210	H	Bowling Green	73 68	201	H	Eastern Mi ch.	76 83					
				216	A	Akron	84 61	27	H	Central Mi ch.	78 81					
				156	A	Kent St.	72 62	63	A	Toledo	60 63					
				87	H	Miami (OH)	62 77	110	A	Western Mi ch.	83 88					

Non-Div I Games:

Northern Ill.

Average RPI Win:	203	WON-LOST	WINNING	LAST 10	STRENGTH OF	OPP. STRENGTH	TEAM	ADJ.	CONF.	ADJ CONF.
Average RPI Loss:	157	RECORD	PCT. RANK	GAMES	SCHEDULE	OF SCHEDULE	RPI	RPI	RPI	RPI
DIV. I ONLY	7- 20	293	4- 6	126	211	256	256	11	11	
DIV. I NON-CONF.	1- 9	318	0- 0	134	326	292	292	14	14	

TOTALS	RPI 1-25	RPI 26-50	W-L RECORDS	RPI 51-100	RPI 101-999	RPI 201+				
7- 20	1- 1	0- 0	OVERALL	0- 5	6- 14	4- 6				
4- 9	1- 0	0- 0	HOME	0- 3	3- 6	3- 1				
3- 10	0- 1	0- 0	AWAY	0- 1	3- 8	1- 5				
0- 1	0- 0	0- 0	NEUTRAL	0- 1	0- 0	0- 0				
1- 9	0- 0	0- 0	NON-CONFERENCE	0- 2	1- 7	0- 4				
0- 4	0- 0	0- 0	HOME	0- 1	0- 3	0- 1				
1- 4	0- 0	0- 0	AWAY	0- 0	1- 4	0- 3				
0- 1	0- 0	0- 0	NEUTRAL	0- 1	0- 0	0- 0				
6- 11	1- 1	0- 0	CONFERENCE	0- 3	5- 7	4- 2				
4- 5	1- 0	0- 0	HOME	0- 2	3- 3	3- 0				
2- 6	0- 1	0- 0	AWAY	0- 1	2- 4	1- 2				
0- 0	0- 0	0- 0	NEUTRAL	0- 0	0- 0	0- 0				

RPI 1-25				RPI 26-50				RPI 51-100				RPI 101+ Team's RPI: 256			
RPI	S	Opponent	Score	RPI	S	Opponent	Score	RPI	S	Opponent	Score	RPI	S	Opponent	Score
16	A	Green Bay	41 58					52	H	Indiana	56 67	104	A	Milwaukee	60 57
16	H	Green Bay	62 54					80	H	IUPUI	35 71	104	H	Milwaukee	49 52
								96	A	Wright St.	60 73	107	A	Cleveland St.	49 72
								96	H	Wright St.	63 68	107	H	Cleveland St.	65 70
								98	N	Jacksonville	49 61	121	A	ETSU	57 45
												130	H	Robert Morris	50 59
												156	H	Kent St.	54 59
												168	A	Youngstown St.	51 54
												168	H	Youngstown St.	59 60
												180	A	Stetson	56 67
												211	A	Oakland	53 79
												211	H	Oakland	66 59
												240	H	Austin Peay	52 53
												251	A	North Florida	50 58
												252	A	Illinois St.	37 49
												294	A	Murray St.	87 98
												322	A	Detroit Mercy	78 67
												322	H	Detroit Mercy	64 60
												325	A	Ill.-Chicago	55 73
												325	H	Ill.-Chicago	61 53

LAST 12 Division I GAMES:															
325	A	Ill.-Chicago	55 73	16	A	Green Bay	41 58	107	A	Cleveland St.	49 72				
168	H	Youngstown St.	59 60					168	A	Youngstown St.	51 54				
96	A	Wright St.	60 73					325	H	Ill.-Chicago	61 53				
322	H	Detroit Mercy	64 60					80	H	IUPUI	35 71				
211	H	Oakland	66 59					107	H	Cleveland St.	65 70				
104	A	Milwaukee	60 57												

Non-Div I Games: Oakland City 103 25

Northern Ky.

Average RPI	Win:	230	WON-LOST	WINNING	LAST 10	STRENGTH OF	OPP. STRENGTH	TEAM	ADJ.	CONF.	ADJ CONF.
Average RPI	Loss:	61	RECORD	PCT. RANK	GAMES	SCHEDULE	OF SCHEDULE	RPI	RPI	RPI	RPI
DIV. I ONLY	10- 19	260	1- 9	78	65	181	181	3	3		
DIV. I NON-CONF.	7- 7	170	0- 0	148	136	170	170	4	4		

TOTALS	RPI 1-25	RPI 26-50	W-L RECORDS	RPI 51-100	RPI 101-999	RPI 201+					
10- 19	0- 5	0- 5	OVERALL	1- 5	9- 4	6- 0					
6- 8	0- 4	0- 2	HOME	0- 1	6- 1	4- 0					
3- 9	0- 0	0- 0	AWAY	0- 1	3- 0	2- 0					
1- 2	0- 0	0- 0	NEUTRAL	1- 0	0- 2	0- 0					
7- 7	0- 2	0- 1	NON-CONFERENCE	1- 1	6- 3	4- 0					
4- 3	0- 2	0- 0	HOME	0- 0	4- 1	3- 0					
2- 2	0- 0	0- 1	AWAY	0- 1	2- 0	1- 0					
1- 2	0- 0	0- 0	NEUTRAL	1- 0	0- 2	0- 0					
3- 12	0- 3	0- 4	CONFERENCE	0- 4	3- 1	2- 0					
2- 5	0- 2	0- 2	HOME	0- 1	2- 0	1- 0					
1- 7	0- 1	0- 2	AWAY	0- 3	1- 1	1- 0					
0- 0	0- 0	0- 0	NEUTRAL	0- 0	0- 0	0- 0					

RPI	S	Opponent	Score	RPI	S	Opponent	Score	RPI	S	Opponent	Score	RPI	S	Opponent	Score	Team's RPI: 181
7	A	Ohio St.	54 88	30	A	Syracuse	74 81	52	A	Indiana	73 78	104	H	Milwaukee	57 66	
16	H	Green Bay	57 63	38	A	Michigan	63 84	61	H	Nebraska	59 69	108	N	Chattanooga	44 61	
18	H	Iowa	61 70	38	H	Michigan	59 80	70	A	Michigan St.	51 81	113	N	Georgetown	54 55	
22	H	Maryland	65 68	44	A	Purdue	60 63	83	A	Penn St.	59 67	182	H	Stony Brook	68 36	
23	H	DePaul	63 92	45	H	Minnesota	63 90	94	A	Missouri St.	59 90	189	A	Wisconsin	46 58	
								100	N	Auburn	49 48	189	H	Wisconsin	69 60	
												197	A	UT Martin	71 63	
												211	H	Oakland	88 70	
												221	A	Illinois	74 59	
												221	H	Illinois	68 61	
												284	H	Santa Clara	57 47	
												345	A	Chicago St.	63 36	
												347	H	Eastern Ill.	74 40	

LAST 12 Division I GAMES:																
7	A	Ohio St.	54 88	38	H	Michigan	59 80									
221	H	Illinois	68 61	22	H	Maryland	65 68									
83	A	Penn St.	59 67	189	A	Wisconsin	46 58									
18	H	Iowa	61 70	44	A	Purdue	60 63									
38	A	Michigan	63 84	189	H	Wisconsin	69 60									
52	A	Indiana	73 78	61	H	Nebraska	59 69									

Non-Div I Games:

Northwestern

Average RPI Win:	302	WON-LOST	WINNING	LAST 10	STRENGTH OF	OPP. STRENGTH	TEAM	ADJ.	CONF.	ADJ CONF.
Average RPI Loss:	190	RECORD	PCT. RANK	GAMES	SCHEDULE	OF SCHEDULE	RPI	RPI	RPI	RPI
DIV. I ONLY	3- 19	329	2- 8	254	285	332	332	26	26	
DIV. I NON-CONF.	1- 6	306	0- 0	162	106	262	262	26	26	

TOTALS	RPI 1-25	RPI 26-50	W-L RECORDS	RPI 51-100	RPI 101-999	RPI 201+				
3- 19	0- 1	0- 0	OVERALL	0- 2	3- 16	3- 11				
2- 7	0- 0	0- 0	HOME	0- 0	2- 7	2- 5				
1- 11	0- 0	0- 0	AWAY	0- 0	1- 1	1- 0				
0- 1	0- 0	0- 0	NEUTRAL	0- 0	0- 1	0- 1				
1- 6	0- 1	0- 0	NON-CONFERENCE	0- 2	1- 3	1- 2				
0- 1	0- 0	0- 0	HOME	0- 0	0- 1	0- 1				
1- 4	0- 1	0- 0	AWAY	0- 2	1- 1	1- 0				
0- 1	0- 0	0- 0	NEUTRAL	0- 0	0- 1	0- 1				
2- 13	0- 0	0- 0	CONFERENCE	0- 0	2- 13	2- 9				
2- 6	0- 0	0- 0	HOME	0- 0	2- 6	2- 4				
0- 7	0- 0	0- 0	AWAY	0- 0	0- 7	0- 5				
0- 0	0- 0	0- 0	NEUTRAL	0- 0	0- 0	0- 0				

RPI 1-25				RPI 26-50				RPI 51-100				RPI 101+ Team's RPI: 332			
RPI	S	Opponent	Score	RPI	S	Opponent	Score	RPI	S	Opponent	Score	RPI	S	Opponent	Score
11	A	Texas	44 68					67	A	Oklahoma St.	44 78	109	A	SFA	48 83
								72	A	TCU	51 89	109	H	SFA	62 70
												116	A	Lamar University	44 71
												127	H	Central Ark.	53 61
												155	A	Ole Miss	44 75
												214	H	Southern Miss.	59 71
												224	H	A&M-Corpus Christi	56 62
												226	A	Abilene Christian	41 80
												229	A	New Orleans	63 81
												229	H	New Orleans	52 47
												237	H	Nicholls St.	63 79
												241	N	Texas Southern	43 56
												280	A	McNeese	67 72
												280	H	McNeese	44 60
												291	A	Southeastern La.	65 71
												304	H	Incarnate Word	53 57
												323	A	Houston Baptist	51 57
												337	A	La.-Monroe	70 48
												339	H	Sam Houston St.	63 60

LAST 12 Division I GAMES:															
304	H	Incarnate Word	53 57	127	H	Central Ark.	53 61								
323	A	Houston Baptist	51 57	229	A	New Orleans	63 81								
109	A	SFA	48 83	291	A	Southeastern La.	65 71								
116	A	Lamar University	44 71	339	H	Sam Houston St.	63 60								
280	H	McNeese	44 60	226	A	Abilene Christian	41 80								
229	H	New Orleans	52 47	109	H	SFA	62 70								

Non-Div I Games: LeTourneau 82 39 LSU-Shreveport 62 42 LSU-Alexandria 85 55 Central Baptist 87 22 Northwestern St.

Average RPI	Win:	78	WON-LOST	WINNING	LAST 10	STRENGTH OF	OPP. STRENGTH	TEAM	ADJ.	CONF.	ADJ CONF.
Average RPI	Loss:	3	RECORD	PCT. RANK	GAMES	SCHEDULE	OF SCHEDULE	RPI	RPI	RPI	RPI
DIV. I ONLY		26- 2	5	10- 0	2	2	1	1	1	1	1
DIV. I NON-CONF.		12- 1	6	1- 0	2	7	2	2	1	1	1

TOTALS	RPI 1-25		RPI 26-50		W-L RECORDS	RPI 51-100		RPI 101-999		RPI 201+	
26- 2	6- 2		6- 0		OVERALL	7- 0		7- 0		1- 0	
12- 0	2- 0		2- 0		HOME	4- 0		4- 0		1- 0	
11- 2	2- 2		4- 0		AWAY	3- 0		2- 0		0- 0	
3- 0	2- 0		0- 0		NEUTRAL	0- 0		1- 0		0- 0	
12- 1	4- 1		4- 0		NON-CONFERENCE	2- 0		2- 0		1- 0	
5- 0	2- 0		1- 0		HOME	1- 0		1- 0		1- 0	
4- 1	0- 1		3- 0		AWAY	1- 0		0- 0		0- 0	
3- 0	2- 0		0- 0		NEUTRAL	0- 0		1- 0		0- 0	
14- 1	2- 1		2- 0		CONFERENCE	5- 0		5- 0		0- 0	
7- 0	0- 0		1- 0		HOME	3- 0		3- 0		0- 0	
7- 1	2- 1		1- 0		AWAY	2- 0		2- 0		0- 0	
0- 0	0- 0		0- 0		NEUTRAL	0- 0		0- 0		0- 0	

RPI	S	Opponent	Score	RPI	S	Opponent	Score	RPI	S	Opponent	Score	RPI	S	Opponent	Score
2	A	UConn	71 80	26	H	Marquette	91 85	51	H	Miami (FL)	83 76	115	H	North Carolina	94 62
4	A	Louisville	67 100	30	H	Syracuse	87 72	62	A	Georgia Tech	77 54	121	N	ETSU	77 46
8	A	Florida St.	100 69	35	A	Virginia	83 69	62	H	Georgia Tech	85 69	151	H	Clemson	90 37
10	H	Tennessee	84 70	38	A	Michigan	83 63	70	H	Michigan St.	90 59	173	A	Pittsburgh	87 53
12	A	Duke	72 54	41	A	Oregon St.	72 67	74	H	Virginia Tech	89 59	190	A	Boston College	89 55
13	N	South Carolina	92 85	42	A	Western Ky.	78 65	75	A	Penn	66 54	190	H	Boston College	89 60
19	N	South Fla.	76 66					97	A	Wake Forest	96 73	288	H	Mt. St. Mary's	121 65
23	H	DePaul	91 82												

LAST 12 Division I GAMES:															
74	H	Virginia Tech	89 59	8	A	Florida St.	100 69	173	A	Pittsburgh	87 53	151	H	Clemson	90 37
190	A	Boston College	89 55	62	H	Georgia Tech	85 69	10	H	Tennessee	84 70	190	H	Boston College	89 60
35	A	Virginia	83 69	12	A	Duke	72 54	4	A	Louisville	67 100				
62	H	Georgia Tech	85 69	115	H	North Carolina	94 62								

Non-Div I Games:

Notre Dame

O
a
k
l
a
n
d

Oakl and				Through Games Of Feb. 23, 2018							
Average RPI	Win:	283	WON-LOST	WINNING	LAST 10	STRENGTH OF	OPP. STRENGTH	TEAM	ADJ.	CONF.	ADJ CONF.
Average RPI	Loss:	96	RECORD	PCT. RANK	GAMES	SCHEDULE	OF SCHEDULE	RPI	RPI	RPI	RPI
DIV. I ONLY			12- 15	204	3- 7	201	151	211	211	11	11
DIV. I NON-CONF.			6- 4	122	0- 0	277	163	147	147	14	14
<hr/>											
TOTALS		RPI 1-25		RPI 26-50		W-L RECORDS		RPI 51-100	RPI 101-999	RPI 201+	
12- 15		0- 2		0- 2		OVERALL		0- 5	12- 6	11- 1	
5- 7		0- 1		0- 1		HOME		0- 2	5- 3	5- 0	
5- 8		0- 1		0- 1		AWAY		0- 3	5- 3	4- 1	
2- 0		0- 0		0- 0		NEUTRAL		0- 0	2- 0	2- 0	
6- 4		0- 0		0- 2		NON-CONFERENCE		0- 1	6- 1	6- 0	
2- 1		0- 0		0- 1		HOME		0- 0	2- 0	2- 0	
2- 3		0- 0		0- 1		AWAY		0- 1	2- 1	2- 0	
2- 0		0- 0		0- 0		NEUTRAL		0- 0	2- 0	2- 0	
6- 11		0- 2		0- 0		CONFERENCE		0- 4	6- 5	5- 1	
3- 6		0- 1		0- 0		HOME		0- 2	3- 3	3- 0	
3- 5		0- 1		0- 0		AWAY		0- 2	3- 2	2- 1	
0- 0		0- 0		0- 0		NEUTRAL		0- 0	0- 0	0- 0	

RPI 1-25				RPI 26-50				RPI 51-100				RPI 101+				Team' s RPI : 211
RPI	S	Opponent	Score	RPI	S	Opponent	Score	RPI	S	Opponent	Score	RPI	S	Opponent	Score	
16	A	Green Bay	48 78	27	H	Central Mi ch.	85 103	70	A	Michigan St.	63 95	104	H	Milwaukee	62 74	
16	H	Green Bay	48 81	38	A	Mi chi gan	69 78	80	A	IUPUI	64 80	107	A	Cleveland St.	62 70	
								80	H	IUPUI	55 73	107	H	Cleveland St.	66 86	
								96	A	Wright St.	75 80	168	A	Youngstown St.	58 48	
								96	H	Wright St.	57 77	168	H	Youngstown St.	76 86	
												181	A	Northwestern	70 88	
												246	H	Niagara	67 59	
												252	H	Illinois St.	64 43	
												256	A	Northern Ky.	59 66	
												256	H	Northern Ky.	79 53	
												271	A	Cornel l	79 77	
												281	N	Ol d Domi ni on	80 59	
												285	A	Can i si us	83 48	
												322	A	Detroit Mercy	85 74	
												322	H	Detroit Mercy	83 50	
												325	A	Ill i . -Chi cago	67 63	
												325	H	Ill i . -Chi cago	95 78	
												338	N	Ark. -Pi ne Bl uff	69 37	
LAST 12 Di vi si on I GAMES:																
16	A	Green Bay	48 78	107	H	Cleveland St.	66 86									
322	A	Detroit Mercy	85 74	168	H	Youngstown St.	76 86									
325	H	Ill i . -Chi cago	95 78	322	H	Detroit Mercy	83 50									
80	H	IUPUI	55 73	16	H	Green Bay	48 81									
96	A	Wright St.	75 80	104	H	Milwaukee	62 74									
256	A	Northern Ky.	59 66	80	A	IUPUI	64 80									

Non-Div I Games: Mich.-Dearborn 104 44

Oakland

Average RPI	Win:	169	WON-LOST	WINNING	LAST 10	STRENGTH OF	OPP. STRENGTH	TEAM	ADJ.	CONF.	ADJ CONF.
Average RPI	Loss:	78	RECORD	PCT. RANK	GAMES	SCHEDULE	OF SCHEDULE	RPI	RPI	RPI	RPI
DIV. I ONLY		14- 11	140	6- 4	57	93	86	86	7	7	
DIV. I NON-CONF.		5- 5	170	0- 0	77	158	117	117	8	8	

TOTALS	RPI 1-25		RPI 26-50		W-L RECORDS		RPI 51-100		RPI 101-999		RPI 201+
14- 11	0- 1		2- 4		OVERALL		1- 3		11- 3		6- 0
8- 4	0- 1		1- 2		HOME		1- 1		6- 0		3- 0
6- 5	0- 0		1- 0		AWAY		0- 1		5- 0		3- 0
0- 2	0- 0		0- 1		NEUTRAL		0- 0		0- 1		0- 0
5- 5	0- 0		1- 2		NON-CONFERENCE		0- 1		4- 2		3- 0
2- 2	0- 0		0- 1		HOME		0- 1		2- 0		1- 0
3- 1	0- 0		1- 0		AWAY		0- 0		2- 1		2- 0
0- 2	0- 0		0- 1		NEUTRAL		0- 0		0- 1		0- 0
9- 6	0- 1		1- 2		CONFERENCE		1- 2		7- 1		3- 0
6- 2	0- 1		1- 1		HOME		1- 0		4- 0		2- 0
3- 4	0- 0		0- 1		AWAY		0- 2		3- 1		1- 0
0- 0	0- 0		0- 0		NEUTRAL		0- 0		0- 0		0- 0

RPI	S	Opponent	Score	RPI	S	Opponent	Score	RPI	S	Opponent	Score	RPI	S	Opponent	Score
14	H	Buffalo	63 67	27	A	Central Mich.	58 82	63	A	Toledo	57 75	107	A	Cleveland St.	64 71
				27	H	Central Mich.	72 74	63	H	Toledo	78 61	110	A	Western Mich.	69 54
				35	N	Virginia	59 77	80	H	IUPUI	52 76	126	H	Northern Ill.	77 75
				38	H	Michigan	61 74	87	A	Miami (OH)	55 64	156	A	Kent St.	78 65
				39	H	Ball St.	80 76					156	H	Kent St.	79 78
				44	A	Purdue	77 71					174	N	Furman	68 70
												194	H	High Point	64 61
												201	A	Eastern Mich.	58 73
												207	H	N. C. A&T	72 65
												210	A	Bowling Green	70 63
												210	H	Bowling Green	69 58
												216	H	Akron	70 67
												314	A	Eastern Ky.	69 57
												316	A	Marshall	54 52
LAST 12 Division I GAMES:															
156	H	Kent St.	79 78	87	A	Miami (OH)	55 64	126	H	Northern Ill.	77 75	210	A	Bowling Green	70 63
210	H	Bowling Green	69 58	110	A	Western Mich.	69 54	14	H	Buffalo	63 67	63	A	Toledo	57 75
201	A	Eastern Mich.	58 73												
156	A	Kent St.	78 65												
27	H	Central Mich.	72 74												
39	H	Ball St.	80 76												

Non-Div I Games: Notre Dame (OH) 93 37

Ohio

Average RPI	Win:	95	WON-LOST	WINNING	LAST 10	STRENGTH OF	OPP. STRENGTH	TEAM	ADJ.	CONF.	ADJ CONF.
Average RPI	Loss:	19	RECORD	PCT. RANK	GAMES	SCHEDULE	OF SCHEDULE	RPI	RPI	RPI	RPI
DIV. I ONLY		23- 6		32	7- 3	6	5	7	7	3	3
DIV. I NON-CONF.		11- 3		45	0- 1	9	4	6	6	4	4

TOTALS	RPI 1-25		RPI 26-50		W-L RECORDS	RPI 51-100		RPI 101-999		RPI 201+	
23- 6	2- 5		5- 1		OVERALL	8- 0		8- 0		2- 0	
13- 2	1- 1		4- 1		HOME	5- 0		3- 0		0- 0	
7- 4	0- 4		1- 0		AWAY	2- 0		4- 0		1- 0	
3- 0	1- 0		0- 0		NEUTRAL	1- 0		1- 0		1- 0	
11- 3	2- 3		1- 0		NON-CONFERENCE	3- 0		5- 0		1- 0	
6- 1	1- 1		1- 0		HOME	2- 0		2- 0		0- 0	
2- 2	0- 2		0- 0		AWAY	0- 0		2- 0		0- 0	
3- 0	1- 0		0- 0		NEUTRAL	1- 0		1- 0		1- 0	
12- 3	0- 2		4- 1		CONFERENCE	5- 0		3- 0		1- 0	
7- 1	0- 0		3- 1		HOME	3- 0		1- 0		0- 0	
5- 2	0- 2		1- 0		AWAY	2- 0		2- 0		1- 0	
0- 0	0- 0		0- 0		NEUTRAL	0- 0		0- 0		0- 0	

RPI	S	Opponent	Score	RPI	S	Opponent	Score	RPI	S	Opponent	Score	RPI	S	Opponent	Score
4	H	Louisville	90 95	33	H	Rutgers	90 68	52	A	Indiana	77 62	128	A	Cincinnati	87 76
12	A	Duke	60 69	38	A	Michigan	78 71	52	H	Indiana	85 70	137	H	Idaho	99 56
15	H	Stanford	85 64	38	H	Michigan	75 84	54	N	FGCU	104 62	162	A	Florida	103 77
15	N	Stanford	94 82	40	H	Quinnipiac	95 63	61	A	Nebraska	73 61	181	H	Northwestern	88 54
18	A	Iowa	89 103	44	H	Purdue	73 60	70	H	Michigan St.	78 62	189	A	Wisconsin	68 55
19	A	South Fla.	65 84	45	H	Minnesota	91 75	81	H	Maine	83 70	192	H	Washington	85 76
22	A	Maryland	69 99					83	H	Penn St.	94 64	203	N	Memphis	100 69
								95	H	Dartmouth	103 70	221	A	Illinois	88 69

LAST 12 Division I GAMES:															
181	H	Northwestern	88 54	83	H	Penn St.	94 64								
44	H	Purdue	73 60	70	H	Michigan St.	78 62								
221	A	Illinois	88 69	18	A	Iowa	89 103								
19	A	South Fla.	65 84	22	A	Maryland	69 99								
33	H	Rutgers	90 68	38	H	Michigan	75 84								
189	A	Wisconsin	68 55	52	A	Indiana	77 62								

Non-Div I Games:

Ohio St.

Average RPI Win:	109	WON-LOST	WINNING	LAST 10	STRENGTH OF	OPP. STRENGTH	TEAM	ADJ.	CONF.	ADJ CONF.
Average RPI Loss:	46	RECORD	PCT. RANK	GAMES	SCHEDULE	OF SCHEDULE	RPI	RPI	RPI	RPI
DIV. I ONLY	15- 12	144	7- 3	1	21	24	24	4	4	
DIV. I NON-CONF.	5- 6	187	0- 0	3	18	36	36	5	5	

TOTALS	RPI 1-25	RPI 26-50	W-L RECORDS	RPI 51-100	RPI 101-999	RPI 201+				
15- 12	1- 6	0- 1	OVERALL	7- 3	7- 2	2- 0				
9- 4	1- 2	0- 0	HOME	5- 1	3- 1	1- 0				
6- 7	0- 3	0- 1	AWAY	2- 2	4- 1	1- 0				
0- 1	0- 1	0- 0	NEUTRAL	0- 0	0- 0	0- 0				
5- 6	1- 3	0- 1	NON-CONFERENCE	2- 0	2- 2	1- 0				
4- 1	1- 0	0- 0	HOME	2- 0	1- 1	1- 0				
1- 4	0- 2	0- 1	AWAY	0- 0	1- 1	0- 0				
0- 1	0- 1	0- 0	NEUTRAL	0- 0	0- 0	0- 0				
10- 6	0- 3	0- 0	CONFERENCE	5- 3	5- 0	1- 0				
5- 3	0- 2	0- 0	HOME	3- 1	2- 0	0- 0				
5- 3	0- 1	0- 0	AWAY	2- 2	3- 0	1- 0				
0- 0	0- 0	0- 0	NEUTRAL	0- 0	0- 0	0- 0				

RPI	S	Opponent	Score	RPI	S	Opponent	Score	RPI	S	Opponent	Score	RPI	S	Opponent	Score
2	N	UConn	64 88	32	A	South Dakota St.	61 67	64	A	West Virginia	79 77	102	A	Little Rock	56 68
5	A	Baylor	65 74					64	H	West Virginia	76 57	118	A	Iowa St.	74 69
5	H	Baylor	52 74					65	H	Belmont	96 73	118	H	Iowa St.	80 71
6	A	Oregon	74 92					67	A	Oklahoma St.	82 96	124	A	Colorado St.	78 46
11	H	Texas	78 88					67	H	Oklahoma St.	67 70	140	A	Kansas	72 52
19	H	South Fla.	79 74					72	A	TCU	58 62	140	H	Kansas	97 64
23	A	DePaul	108 111					72	H	TCU	84 71	162	H	Florida	61 80
								90	A	Kansas St.	76 71	205	H	SMU	87 75
								90	H	Kansas St.	68 49	230	A	Texas Tech	73 52
								93	H	New Mexico	105 63				
LAST 12 Division I GAMES:															
118	H	Iowa St.	80 71	72	A	TCU	58 62								
64	A	West Virginia	79 77	140	H	Kansas	97 64								
140	A	Kansas	72 52	67	H	Oklahoma St.	67 70								
5	A	Baylor	65 74	90	A	Kansas St.	76 71								
64	H	West Virginia	76 57	5	H	Baylor	52 74								
90	H	Kansas St.	68 49	230	A	Texas Tech	73 52								

Non-Div I Games:

Oklahoma

Average RPI Win:	165	WON-LOST	WINNING	LAST 10	STRENGTH OF	OPP. STRENGTH	TEAM	ADJ.	CONF.	ADJ CONF.
Average RPI Loss:	44	RECORD	PCT. RANK	GAMES	SCHEDULE	OF SCHEDULE	RPI	RPI	RPI	RPI
DIV. I ONLY	18- 9	78	5- 5	76	23	67	67	4	4	
DIV. I NON-CONF.	9- 2	33	0- 0	178	110	63	63	5	5	

TOTALS	RPI 1-25	RPI 26-50	W-L RECORDS	RPI 51-100	RPI 101-999	RPI 201+				
18- 9	3- 6	0- 0	OVERALL	4- 1	11- 2	7- 0				
13- 3	2- 2	0- 0	HOME	2- 0	9- 1	6- 0				
4- 5	1- 3	0- 0	AWAY	1- 1	2- 1	1- 0				
1- 1	0- 1	0- 0	NEUTRAL	1- 0	0- 0	0- 0				
9- 2	1- 2	0- 0	NON-CONFERENCE	1- 0	7- 0	5- 0				
8- 0	1- 0	0- 0	HOME	0- 0	7- 0	5- 0				
0- 1	0- 1	0- 0	AWAY	0- 0	0- 0	0- 0				
1- 1	0- 1	0- 0	NEUTRAL	1- 0	0- 0	0- 0				
9- 7	2- 4	0- 0	CONFERENCE	3- 1	4- 2	2- 0				
5- 3	1- 2	0- 0	HOME	2- 0	2- 1	1- 0				
4- 4	1- 2	0- 0	AWAY	1- 1	2- 1	1- 0				
0- 0	0- 0	0- 0	NEUTRAL	0- 0	0- 0	0- 0				

RPI 1-25				RPI 26-50				RPI 51-100				RPI 101+			
RPI	S	Opponent	Score	RPI	S	Opponent	Score	RPI	S	Opponent	Score	RPI	S	Opponent	Score
3	A	Mississippi St.	76 79					56	N	South Dakota	76 68	118	A	Iowa St.	81 73
5	A	Baylor	64 77					64	H	West Virginia	79 73	118	H	Iowa St.	69 78
5	H	Baylor	45 87					72	A	TCU	71 54	138	H	Wichita St.	91 67
9	H	UCLA	87 72					90	A	Kansas St.	64 80	140	A	Kansas	59 66
10	N	Tennessee	69 79					90	H	Kansas St.	76 68	140	H	Kansas	92 63
11	A	Texas	79 84									186	H	Southern U.	94 66
11	H	Texas	62 77									230	A	Texas Tech	98 57
24	A	Oklahoma	70 67									230	H	Texas Tech	80 62
24	H	Oklahoma	96 82									292	H	USC Upstate	108 71
Team's RPI: 67															
LAST 12 Division I GAMES:															
140	A	Kansas	59 66	5	A	Baylor	64 77								
11	H	Texas	62 77	230	H	Texas Tech	80 62								
5	H	Baylor	45 87	118	H	Iowa St.	69 78								
118	A	Iowa St.	81 73	24	A	Oklahoma	70 67								
72	A	TCU	71 54	64	H	West Virginia	79 73								
140	H	Kansas	92 63	90	A	Kansas St.	64 80								

Non-Div I Games:

Oklahoma St.

Average RPI Win:	270	WON-LOST	WINNING	LAST 10	STRENGTH OF	OPP. STRENGTH	TEAM	ADJ.	CONF.	ADJ CONF.
Average RPI Loss:	149	RECORD	PCT. RANK	GAMES	SCHEDULE	OF SCHEDULE	RPI	RPI	RPI	RPI
DIV. I ONLY	8- 20	281	6- 4	149	234	281	281	18	18	
DIV. I NON-CONF.	2- 12	306	0- 1	135	261	304	304	19	19	

TOTALS	RPI 1-25	RPI 26-50	W-L RECORDS	RPI 51-100	RPI 101-999	RPI 201+				
8- 20	0- 2	0- 1	OVERALL	0- 3	8- 14	7- 8				
7- 8	0- 2	0- 0	HOME	0- 2	7- 4	6- 2				
1- 9	0- 0	0- 1	AWAY	0- 1	1- 7	1- 4				
0- 3	0- 0	0- 0	NEUTRAL	0- 0	0- 3	0- 2				
2- 12	0- 2	0- 0	NON-CONFERENCE	0- 1	2- 9	2- 5				
2- 5	0- 2	0- 0	HOME	0- 1	2- 2	2- 1				
0- 4	0- 0	0- 0	AWAY	0- 0	0- 4	0- 2				
0- 3	0- 0	0- 0	NEUTRAL	0- 0	0- 3	0- 2				
6- 8	0- 0	0- 1	CONFERENCE	0- 2	6- 5	5- 3				
5- 3	0- 0	0- 0	HOME	0- 1	5- 2	4- 1				
1- 5	0- 0	0- 1	AWAY	0- 1	1- 3	1- 2				
0- 0	0- 0	0- 0	NEUTRAL	0- 0	0- 0	0- 0				

RPI 1-25				RPI 26-50				RPI 51-100				RPI 101+ Team's RPI: 281			
RPI	S	Opponent	Score	RPI	S	Opponent	Score	RPI	S	Opponent	Score	RPI	S	Opponent	Score
12	H	Duke	51 84	42	A	Western Ky.	48 62	77	H	UAB	61 74	101	A	George Mason	53 66
21	H	NC State	56 73					89	H	Liberty	55 63	122	N	Saint Francis (PA)	68 79
								91	A	Rice	45 53	128	H	Cincinnati	33 54
												139	H	Charlotte	60 63
												160	A	William & Mary	58 75
												166	A	Louisiana Tech	45 59
												188	H	UTEP	56 52
												208	A	North Texas	46 63
												208	H	North Texas	52 55
												209	A	Hampton	42 50
												211	N	Oakland	59 80
												213	H	Richmond	45 54
												214	A	Southern Miss.	74 55
												225	H	Fla. Atlantic	59 54
												226	N	Abilene Christian	60 74
												282	A	UTSA	56 64
												282	H	UTSA	69 63
												283	A	VCU	39 68
												307	H	FIU	68 60
												311	H	Coppin St.	75 67
												316	H	Marshall	69 53
												319	H	South Carolina St.	52 35

LAST 12 Division I GAMES:															
208	H	North Texas	52 55	91	A	Rice	45 53	166	A	Louisiana Tech	45 59	282	H	UTSA	69 63
188	H	UTEP	56 52	282	H	UTSA	69 63	316	H	Marshall	69 53	209	A	Hampton	42 50
225	H	Fla. Atlantic	59 54	209	A	Hampton	42 50	282	A	UTSA	56 64				
214	A	Southern Miss.	74 55												
42	A	Western Ky.	48 62												
307	H	FIU	68 60												

Non-Div I Games:

Old Dominion

Average RPI	Win:	217	WON-LOST	WINNING	LAST 10	STRENGTH OF	OPP. STRENGTH	TEAM	ADJ.	CONF.	ADJ CONF.
Average RPI	Loss:	59	RECORD	PCT. RANK	GAMES	SCHEDULE	OF SCHEDULE	RPI	RPI	RPI	RPI
DIV. I ONLY		11- 17	229	0- 10	39	74	155	155	2	2	
DIV. I NON-CONF.		10- 3	52	0- 0	208	278	83	83	2	2	

TOTALS	RPI 1-25		RPI 26-50		W-L RECORDS		RPI 51-100		RPI 101-999		RPI 201+
11- 17	0- 9		0- 1		OVERALL		0- 2		11- 5		5- 0
9- 7	0- 4		0- 0		HOME		0- 2		9- 1		4- 0
1- 9	0- 0		0- 0		AWAY		0- 0		1- 0		0- 0
1- 1	0- 0		0- 0		NEUTRAL		0- 0		1- 1		1- 0
10- 3	0- 1		0- 0		NON-CONFERENCE		0- 0		10- 2		5- 0
8- 0	0- 0		0- 0		HOME		0- 0		8- 0		4- 0
1- 2	0- 1		0- 0		AWAY		0- 0		1- 1		0- 0
1- 1	0- 0		0- 0		NEUTRAL		0- 0		1- 1		1- 0
1- 14	0- 8		0- 1		CONFERENCE		0- 2		1- 3		0- 0
1- 7	0- 4		0- 0		HOME		0- 2		1- 1		0- 0
0- 7	0- 4		0- 1		AWAY		0- 0		0- 2		0- 0
0- 0	0- 0		0- 0		NEUTRAL		0- 0		0- 0		0- 0

RPI	S	Opponent	Score	RPI	S	Opponent	Score	RPI	S	Opponent	Score	RPI	S	Opponent	Score	Team's RPI: 155
3	A	Mississippi St.	45 76	29	A	LSU	55 84	85	H	Alabama	79 82	112	H	Middle Tenn.	65 56	
3	H	Mississippi St.	49 69					92	H	Kentucky	71 79	123	A	Arkansas	72 73	
6	A	Oregon	46 90									131	N	Saint Louis	64 79	
10	A	Tennessee	66 75									133	A	Portland St.	79 94	
13	H	South Carolina	62 88									134	H	Vanderbilt	72 75	
17	H	Missouri	48 67									150	H	South Ala.	66 59	
20	A	Texas A&M	54 83									160	H	Troy	96 93	
25	A	Georgia	45 69									162	A	Florida	60 61	
25	H	Georgia	52 66									162	H	Florida	78 75	
												193	A	Temple	64 48	
												200	H	Arkansas St.	74 48	
												214	H	Southern Miss.	68 59	
												241	H	Texas Southern	73 58	
												293	H	Kennesaw St.	92 63	
												331	N	Delaware St.	110 58	
												332	H	Northwestern St.	75 44	
LAST 12 Division I GAMES:																
92	H	Kentucky	71 79	134	H	Vanderbilt	72 75									
25	H	Georgia	52 66	3	H	Mississippi St.	49 69									
29	A	LSU	55 84	10	A	Tennessee	66 75									
85	H	Alabama	79 82	162	A	Florida	60 61									
20	A	Texas A&M	54 83	17	H	Missouri	48 67									
25	A	Georgia	45 69	3	A	Mississippi St.	45 76									

Non-Div I Games:

Ole Miss

Average RPI Win: **266**
 Average RPI Loss: **135**

WON-LOST
RECORD

WINNING
PCT. RANK

LAST 10
GAMES

STRENGTH OF
SCHEDULE

OPP. STRENGTH
OF SCHEDULE

TEAM
RPI

ADJ.
RPI

CONF.
RPI

ADJ CONF.
RPI

DIV. I ONLY	8- 15	254	2- 7	172	221	243	243	13	13
DIV. I NON-CONF.	6- 4	122	0- 0	281	316	165	165	16	16

TOTALS	RPI 1-25	RPI 26-50	W-L RECORDS	RPI 51-100	RPI 101-999	RPI 201+			
8- 15	0- 0	0- 3	OVERALL	0- 3	8- 9	7- 3			
5- 6	0- 0	0- 2	HOME	0- 1	5- 3	4- 0			
3- 9	0- 0	0- 1	AWAY	0- 2	3- 6	3- 3			
0- 0	0- 0	0- 0	NEUTRAL	0- 0	0- 0	0- 0			
6- 4	0- 0	0- 1	NON-CONFERENCE	0- 1	6- 2	5- 2			
3- 1	0- 0	0- 1	HOME	0- 0	3- 0	2- 0			
3- 3	0- 0	0- 0	AWAY	0- 1	3- 2	3- 2			
0- 0	0- 0	0- 0	NEUTRAL	0- 0	0- 0	0- 0			
2- 11	0- 0	0- 2	CONFERENCE	0- 2	2- 7	2- 1			
2- 5	0- 0	0- 1	HOME	0- 1	2- 3	2- 0			
0- 6	0- 0	0- 1	AWAY	0- 1	0- 4	0- 1			
0- 0	0- 0	0- 0	NEUTRAL	0- 0	0- 0	0- 0			

RPI 1-25	RPI 26-50	RPI 51-100	RPI 101+	Team's RPI: 243
RPI S Opponent Score	RPI S Opponent Score	RPI S Opponent Score	RPI S Opponent Score	
	32 South Dakota St. 64 89	56 South Dakota 46 70	111 Western Ill. 68 103	
	32 South Dakota St. 54 103	56 South Dakota 50 72	111 Western Ill. 51 90	
	49 Creighton 51 72	90 Kansas St. 60 81	141 UNI 78 74	
			167 Denver 60 81	
			167 Denver 74 85	
			178 Oral Roberts 56 72	
			178 Oral Roberts 53 82	
			202 CSU Bakersfield 43 52	
			217 CSUN 68 60	
			228 Montana St. 64 53	
			262 Bradley 56 69	
			279 North Dakota St. 80 67	
			292 USC Upstate 69 66	
			301 Wofford 64 60	
			328 Fort Wayne 65 76	
			328 Fort Wayne 77 61	
			342 Florida A&M 78 73	
LAST 12 Division I GAMES:				
178 Oral Roberts 56 72	279 North Dakota St. 80 67			
167 Denver 60 81	56 South Dakota 46 70			
56 South Dakota 50 72	167 Denver 74 85			
328 Fort Wayne 77 61	111 Western Ill. 51 90			
111 Western Ill. 68 103	328 Fort Wayne 65 76			
32 South Dakota St. 54 103	32 South Dakota St. 64 89			

Non-Div I Games: Graceland (IA) 96 69 Peru St. 63 47 St. Mary (NE) 81 58

Omaha

Average RPI Win: 279	WON-LOST RECORD	WINNING PCT. RANK	LAST 10 GAMES	STRENGTH OF SCHEDULE	OPP. STRENGTH OF SCHEDULE	TEAM RPI	ADJ. RPI	CONF. RPI	ADJ CONF. RPI
Average RPI Loss: 93									
DIV. I ONLY	14- 12	154	4- 5	266	188	178	178	13	13
DIV. I NON-CONF.	7- 5	132	0- 0	330	264	206	206	16	16

TOTALS	RPI 1-25	RPI 26-50	W-L RECORDS	RPI 51-100	RPI 101-999	RPI 201+			
14- 12	0- 0	0- 2	OVERALL	0- 5	14- 5	12- 0			
5- 4	0- 0	0- 1	HOME	0- 1	5- 2	4- 0			
5- 8	0- 0	0- 1	AWAY	0- 4	5- 3	4- 0			
4- 0	0- 0	0- 0	NEUTRAL	0- 0	4- 0	4- 0			
7- 5	0- 0	0- 0	NON-CONFERENCE	0- 3	7- 2	6- 0			
1- 1	0- 0	0- 0	HOME	0- 0	1- 1	1- 0			
2- 4	0- 0	0- 0	AWAY	0- 3	2- 1	1- 0			
4- 0	0- 0	0- 0	NEUTRAL	0- 0	4- 0	4- 0			
7- 7	0- 0	0- 2	CONFERENCE	0- 2	7- 3	6- 0			
4- 3	0- 0	0- 1	HOME	0- 1	4- 1	3- 0			
3- 4	0- 0	0- 1	AWAY	0- 1	3- 2	3- 0			
0- 0	0- 0	0- 0	NEUTRAL	0- 0	0- 0	0- 0			

RPI 1-25				RPI 26-50				RPI 51-100				RPI 101+ Team's RPI: 178			
RPI	S	Opponent	Score	RPI	S	Opponent	Score	RPI	S	Opponent	Score	RPI	S	Opponent	Score
				32	A	South Dakota St.	72 96	56	A	South Dakota	55 72	111	A	Western Ill.	49 56
				32	H	South Dakota St.	70 77	56	H	South Dakota	68 73	111	H	Western Ill.	63 85
								72	A	TCU	58 72	123	H	Arkansas	66 77
								94	A	Missouri St.	66 76	165	A	UT Arlington	46 70
								99	A	Utah	50 71	167	A	Denver	54 70
												167	H	Denver	90 60
												177	A	Tulsa	53 41
												243	A	Omaha	82 53
												243	H	Omaha	72 56
												276	A	UMKC	76 73
												279	A	North Dakota St.	64 57
												279	H	North Dakota St.	71 48
												295	N	Alcorn	76 52
												305	N	Long Beach St.	64 58
												323	H	Houston Baptist	78 56
												324	N	Cal St. Fullerton	60 50
												328	A	Fort Wayne	73 48
												328	H	Fort Wayne	66 45
												345	N	Chicago St.	73 43

LAST 12 Division I GAMES:															
				243	H	Omaha	72 56	328	H	Fort Wayne	66 45				
				56	A	South Dakota	55 72	167	H	Denver	90 60				
				167	A	Denver	54 70	56	H	South Dakota	68 73				
				32	A	South Dakota St.	72 96	32	H	South Dakota St.	70 77				
				279	A	North Dakota St.	64 57	279	H	North Dakota St.	71 48				
				111	H	Western Ill.	63 85	111	A	Western Ill.	49 56				

Non-Div I Games: Okla. Panhandle 88 35 Cent. Christian (KS) 18 47

Average RPI Win: **115**
 Average RPI Loss: **16**

WON-LOST
RECORD

WINNING
PCT. RANK

LAST 10
GAMES

STRENGTH OF
SCHEDULE

OPP. STRENGTH
OF SCHEDULE

TEAM
RPI

ADJ.
RPI

CONF.
RPI

ADJ CONF.
RPI

DIV. I ONLY	26- 4	9	9- 1	19	16	6	6	5	5
DIV. I NON-CONF.	11- 2	22	0- 0	21	23	8	8	3	3
TOTALS	RPI 1-25	RPI 26-50	W-L RECORDS	RPI 51-100	RPI 101-999	RPI 201+			
26- 4	5- 3	6- 1	OVERALL	2- 0	13- 0	5- 0			
16- 1	2- 1	4- 0	HOME	1- 0	9- 0	4- 0			
8- 3	2- 2	2- 1	AWAY	1- 0	3- 0	0- 0			
2- 0	1- 0	0- 0	NEUTRAL	0- 0	1- 0	1- 0			
11- 2	3- 2	0- 0	NON-CONFERENCE	1- 0	7- 0	4- 0			
8- 0	1- 0	0- 0	HOME	1- 0	6- 0	3- 0			
1- 2	1- 2	0- 0	AWAY	0- 0	0- 0	0- 0			
2- 0	1- 0	0- 0	NEUTRAL	0- 0	1- 0	1- 0			
15- 2	2- 1	6- 1	CONFERENCE	1- 0	6- 0	1- 0			
8- 1	1- 1	4- 0	HOME	0- 0	3- 0	1- 0			
7- 1	1- 0	2- 1	AWAY	1- 0	3- 0	0- 0			
0- 0	0- 0	0- 0	NEUTRAL	0- 0	0- 0	0- 0			

RPI	S	Opponent	Score
3	A	Mississippi St.	79 90
4	A	Louisville	61 74
9	A	UCLA	70 61
9	H	UCLA	101 94
15	H	Stanford	65 78
20	A	Texas A&M	83 68
20	N	Texas A&M	84 62
24	H	Oklahoma	92 74

RPI	S	Opponent	Score
37	H	California	91 54
41	A	Oregon St.	79 85
41	H	Oregon St.	75 63
46	A	Southern California	70 66
46	H	Southern California	80 74
48	A	Arizona St.	57 44
48	H	Arizona St.	74 64

RPI	S	Opponent	Score
78	H	Drake	110 77
99	A	Utah	84 68

RPI	S	Opponent	Score
103	A	Washington St.	90 79
103	H	Washington St.	89 56
145	A	Colorado	74 55
154	H	Eastern Wash.	81 40
155	H	Ole Miss	90 46
171	H	Weber St.	114 87
192	A	Washington	76 63
192	H	Washington	94 83
209	H	Hampton	87 45
217	H	CSUN	91 43
235	N	Hawaii	85 44
278	H	Arizona	62 44
320	H	Southern Utah	98 38

LAST 12 Division I GAMES:

48	A	Arizona St.	57 44	37	H	California	91 54
9	H	UCLA	101 94	99	A	Utah	84 68
46	H	Southern California	80 74	145	A	Colorado	74 55
103	A	Washington St.	90 79	41	H	Oregon St.	75 63
192	A	Washington	76 63	41	A	Oregon St.	79 85
15	H	Stanford	65 78	48	H	Arizona St.	74 64

Oregon

Oregon

Non-Div I Games:

Oregon

Average RPI Win: 170

Average RPI Loss: 15

WON-LOST
RECORDWINNING
PCT. RANKLAST 10
GAMESSTRENGTH OF
SCHEDULEOPP. STRENGTH
OF SCHEDULETEAM
RPIADJ.
RPICONF.
RPIADJ CONF.
RPIDIV. I ONLY
DIV. I NON-CONF.22- 6
9- 233
338- 2
0- 0120
26343
13841
9641
965
35
3

TOTALS

RPI 1-25

RPI 26-50

W-L RECORDS

RPI 51-100

RPI 101-999

RPI 201+

22- 6

2- 5

3- 1

OVERALL

2- 0

15- 0

8- 0

14- 2

2- 2

3- 0

HOME

1- 0

8- 0

4- 0

6- 4

0- 3

0- 1

AWAY

1- 0

5- 0

2- 0

2- 0

0- 0

0- 0

NEUTRAL

0- 0

2- 0

2- 0

9- 2

0- 2

0- 0

NON-CONFERENCE

1- 0

8- 0

6- 0

6- 1

0- 1

0- 0

HOME

1- 0

5- 0

3- 0

1- 1

0- 1

0- 0

AWAY

0- 0

1- 0

1- 0

2- 0

0- 0

0- 0

NEUTRAL

0- 0

2- 0

2- 0

13- 4

2- 3

3- 1

CONFERENCE

1- 0

7- 0

2- 0

8- 1

2- 1

3- 0

HOME

0- 0

3- 0

1- 0

5- 3

0- 2

0- 1

AWAY

1- 0

4- 0

1- 0

0- 0

0- 0

0- 0

NEUTRAL

0- 0

0- 0

0- 0

RPI 1-25

RPI 26-50

Team's RPI: 41

RPI 51-100

RPI 101+

RPI	S	Opponent	Score
1	H	Notre Dame	67 72
6	A	Oregon	63 75
6	H	Oregon	85 79
9	A	UCLA	49 84
9	H	UCLA	67 64
12	A	Duke	65 72
15	H	Stanford	57 60

RPI	S	Opponent	Score
37	H	Cal i forn i a	68 48
46	A	Southern Cal i forn i a	61 65
46	H	Southern Cal i forn i a	69 63
48	H	Ari zona St.	57 54

RPI	S	Opponent	Score
68	H	UC Dav i s	61 47
99	A	Utah	69 58

RPI	S	Opponent	Score
103	A	Washington St.	63 61
103	H	Washington St.	71 53
145	A	Col orado	86 71
169	H	North Dakota	65 55
192	A	Washi ngton	95 57
192	H	Washi ngton	75 63
196	H	UC Santa Barbara	74 49
219	N	Nevada	89 49
245	H	San Jose St.	110 62
278	A	Ari zona	65 40
278	H	Ari zona	88 48
298	N	Utah St.	94 55
326	H	Utah Valley	98 41
330	A	N. C. Central	97 44
343	H	Savannah St.	84 36

LAST 12 Division I GAMES:

278	A	Ari zona	65 40	15	H	Stanford	57 60
46	H	Southern Cal i forn i a	69 63	145	A	Col orado	86 71
9	H	UCLA	67 64	99	A	Utah	69 58
192	A	Washi ngton	95 57	6	A	Oregon	63 75
103	A	Washington St.	63 61	6	H	Oregon	85 79
37	H	Cal i forn i a	68 48	278	H	Ari zona	88 48

O
r
e
g
o
n
S
t
.O
r
e
g
o
n
S
t
.

Non-Div I Games:

Oregon St.

Loss, Non-Conf, S Site, H Home A Away N Neutral

Average RPI Win: 212	WON-LOST RECORD	WINNING PCT. RANK	LAST 10 GAMES	STRENGTH OF SCHEDULE	OPP. STRENGTH OF SCHEDULE	TEAM RPI	ADJ. RPI	CONF. RPI	ADJ CONF. RPI
Average RPI Loss: 124									
DIV. I ONLY	12- 15	204	4- 6	113	160	183	183	14	14
DIV. I NON-CONF.	5- 5	170	0- 0	40	205	133	133	12	12

TOTALS	RPI 1-25	RPI 26-50	W-L RECORDS	RPI 51-100	RPI 101-999	RPI 201+			
12- 15	0- 0	0- 4	OVERALL	1- 3	11- 8	7- 2			
9- 6	0- 0	0- 2	HOME	1- 2	8- 2	5- 0			
3- 9	0- 0	0- 2	AWAY	0- 1	3- 6	2- 2			
0- 0	0- 0	0- 0	NEUTRAL	0- 0	0- 0	0- 0			
5- 5	0- 0	0- 2	NON-CONFERENCE	1- 1	4- 2	3- 0			
4- 3	0- 0	0- 1	HOME	1- 1	3- 1	2- 0			
1- 2	0- 0	0- 1	AWAY	0- 0	1- 1	1- 0			
0- 0	0- 0	0- 0	NEUTRAL	0- 0	0- 0	0- 0			
7- 10	0- 0	0- 2	CONFERENCE	0- 2	7- 6	4- 2			
5- 3	0- 0	0- 1	HOME	0- 1	5- 1	3- 0			
2- 7	0- 0	0- 1	AWAY	0- 1	2- 5	1- 2			
0- 0	0- 0	0- 0	NEUTRAL	0- 0	0- 0	0- 0			

RPI 1-25				RPI 26-50				RPI 51-100				RPI 101+				Team's RPI: 183	
RPI	S	Opponent	Score	RPI	S	Opponent	Score	RPI	S	Opponent	Score	RPI	S	Opponent	Score		
				36	A	Northern Colo.	55 80	53	H	UCF	78 74	116	H	Lamar University	80 75		
				37	H	Cal i forn i a	85 92	68	H	UC Davi s	58 90	136	A	Fresno St.	70 81		
				43	A	Gonzaga	66 90	76	A	Saint Mary' s (CA)	88 96	142	A	Loyol a Marymount	60 75		
				43	H	Gonzaga	72 99	76	H	Saint Mary' s (CA)	69 70	144	A	San Franci sco	78 80		
												144	H	San Franci sco	71 81		
												148	A	BYU	65 77		
												148	H	BYU	83 76		
												172	H	Brown	57 74		
												176	A	San Di ego	81 68		
												176	H	San Di ego	62 60		
												232	A	Seattle U	85 73		
												234	A	Pepperdi ne	85 77		
												234	H	Pepperdi ne	84 73		
												245	H	San Jose St.	106 97		
												284	A	Santa Clara	55 57		
												284	H	Santa Clara	55 37		
												317	A	Portl and	67 89		
												317	H	Portl and	91 55		
												324	H	Cal St. Fullerton	81 65		
LAST 12 Divi si on I GAMES:																	
				144	A	San Franci sco	78 80	284	H	Santa Clara	55 37						
				284	A	Santa Clara	55 57	148	H	BYU	83 76						
				176	H	San Di ego	62 60	144	H	San Franci sco	71 81						
				317	A	Portl and	67 89	76	A	Saint Mary' s (CA)	88 96						
				43	A	Gonzaga	66 90	234	A	Pepperdi ne	85 77						
				234	H	Pepperdi ne	84 73	317	H	Portl and	91 55						

Non-Di v I Games: UC Merced 123 59

Paci f i c

Average RPI Win: 191

Average RPI Loss: 84

WON-LOST
RECORDWINNING
PCT. RANKLAST 10
GAMESSTRENGTH OF
SCHEDULEOPP. STRENGTH
OF SCHEDULETEAM
RPIADJ.
RPICONF.
RPIADJ CONF.
RPIDIV. I ONLY
DIV. I NON-CONF.16- 7
8- 469
877- 2
2- 0152
22991
6775
10175
1019
99
9

TOTALS

RPI 1-25

RPI 26-50

W-L RECORDS

RPI 51-100

RPI 101-999

RPI 201+

16- 7

0- 1

1- 2

OVERALL

3- 2

12- 2

6- 1

6- 2

0- 1

0- 1

HOME

2- 0

4- 0

3- 0

8- 4

0- 0

1- 1

AWAY

0- 1

7- 2

2- 1

2- 1

0- 0

0- 0

NEUTRAL

1- 1

1- 0

1- 0

8- 4

0- 1

1- 0

NON-CONFERENCE

1- 1

6- 2

4- 1

2- 1

0- 1

0- 0

HOME

0- 0

2- 0

2- 0

4- 2

0- 0

1- 0

AWAY

0- 0

3- 2

1- 1

2- 1

0- 0

0- 0

NEUTRAL

1- 1

1- 0

1- 0

8- 3

0- 0

0- 2

CONFERENCE

2- 1

6- 0

2- 0

4- 1

0- 0

0- 1

HOME

2- 0

2- 0

1- 0

4- 2

0- 0

0- 1

AWAY

0- 1

4- 0

1- 0

0- 0

0- 0

0- 0

NEUTRAL

0- 0

0- 0

0- 0

RPI 1-25

RPI 26-50

RPI 51-100

Team's RPI: 75

RPI 101+

RPI	S	Opponent	Score
1	H	Notre Dame	54 66

RPI	S	Opponent	Score
28	A	Villanova	79 77
34	A	Princeton	40 60
34	H	Princeton	55 70

RPI	S	Opponent	Score
62	N	Georgia Tech	55 69
69	A	Harvard	52 55
69	H	Harvard	69 49
94	N	Missouri St.	65 60
95	H	Dartmouth	65 47

RPI	S	Opponent	Score
125	A	Yale	69 54
149	A	Binghamton	72 77
164	A	Saint Joseph's	57 50
172	A	Brown	88 55
193	A	Temple	74 59
199	A	Columbia	75 39
199	H	Columbia	70 51
222	H	Lafayette	55 42
242	A	La Salle	59 66
271	A	Cornell	53 39
271	H	Cornell	68 48
283	N	VCU	82 52
329	H	Rhode Island	84 66
336	A	NJIT	77 38

LAST 12 Division I GAMES:

69	A	Harvard	52 55
271	A	Cornell	53 39
199	A	Columbia	75 39
34	A	Princeton	40 60
69	H	Harvard	69 49
95	H	Dartmouth	65 47

125	A	Yale	69 54
172	A	Brown	88 55
193	A	Temple	74 59
28	A	Villanova	79 77
199	H	Columbia	70 51
271	H	Cornell	68 48

Non-Div I Games:

Gwynedd Mercy

89 25

Penn

Average RPI Win: 159

Average RPI Loss: 67

WON-LOST
RECORDWINNING
PCT. RANKLAST 10
GAMESSTRENGTH OF
SCHEDULEOPP. STRENGTH
OF SCHEDULETEAM
RPIADJ.
RPICONF.
RPIADJ CONF.
RPIDIV. I ONLY
DIV. I NON-CONF.15- 13
9- 4158
825- 5
0- 061
18059
13983
8583
853
43
4

TOTALS

RPI 1-25

RPI 26-50

W-L RECORDS

RPI 51-100

RPI 101-999

RPI 201+

15- 13

0- 3

2- 5

OVERALL

4- 3

9- 2

5- 1

11- 2

0- 1

2- 1

HOME

4- 0

5- 0

3- 0

4- 9

0- 2

0- 4

AWAY

0- 2

4- 1

2- 1

0- 2

0- 0

0- 0

NEUTRAL

0- 1

0- 1

0- 0

9- 4

0- 0

1- 0

NON-CONFERENCE

2- 2

6- 2

4- 1

6- 0

0- 0

1- 0

HOME

2- 0

3- 0

2- 0

3- 2

0- 0

0- 0

AWAY

0- 1

3- 1

2- 1

0- 2

0- 0

0- 0

NEUTRAL

0- 1

0- 1

0- 0

6- 9

0- 3

1- 5

CONFERENCE

2- 1

3- 0

1- 0

5- 2

0- 1

1- 1

HOME

2- 0

2- 0

1- 0

1- 7

0- 2

0- 4

AWAY

0- 1

1- 0

0- 0

0- 0

0- 0

0- 0

NEUTRAL

0- 0

0- 0

0- 0

RPI 1-25

RPI	S	Opponent	Score
7	A	Ohio St.	64 94
18	A	Iowa	76 80
22	H	Maryland	65 69

RPI 26-50

RPI	S	Opponent	Score
33	A	Rutgers	65 70
33	H	Rutgers	70 67
38	A	Michigan	69 89
44	A	Purdue	73 88
45	A	Minnesota	68 101
45	H	Minnesota	71 91
47	H	Drexel	84 70

RPI 51-100

Team's RPI: 83

RPI	S	Opponent	Score
52	H	Indiana	77 74
57	A	American	66 75
59	H	Fordham	65 60
61	A	Nebraska	51 59
70	H	Michigan St.	74 59
90	N	Kansas St.	65 70
97	H	Wake Forest	68 58

RPI 101+

RPI	S	Opponent	Score
166	N	Louisiana Tech	59 71
173	A	Pittsburgh	59 48
181	H	Northwestern	67 59
189	A	Wisconsin	69 62
191	H	Siena	86 72
206	A	Providence	60 51
221	H	Illinois	68 59
248	H	Manhattan	78 46
250	A	St. Bonaventure	62 65
296	H	Central Conn. St.	83 66
316	A	Marshall	80 65

LAST 12 Division I GAMES:

61	A	Nebraska	51 59	44	A	Purdue	73 88
181	H	Northwestern	67 59	221	H	Illinois	68 59
45	A	Minnesota	68 101	33	H	Rutgers	70 67
18	A	Iowa	76 80	189	A	Wisconsin	69 62
70	H	Michigan St.	74 59	45	H	Minnesota	71 91
7	A	Ohio St.	64 94	33	A	Rutgers	65 70

Non-Div I Games:

Penn St.

Loss,
 Non-Conf,
 S Site,
 H Home
 A Away
 N Neutral

Average RPI Win:	227	WON-LOST	WINNING	LAST 10	STRENGTH OF	OPP. STRENGTH	TEAM	ADJ.	CONF.	ADJ CONF.
Average RPI Loss:	147	RECORD	PCT. RANK	GAMES	SCHEDULE	OF SCHEDULE	RPI	RPI	RPI	RPI
DIV. I ONLY	9- 18	264	3- 7	115	237	234	234	14	14	
DIV. I NON-CONF.	4- 6	214	0- 0	119	346	198	198	12	12	

TOTALS	RPI 1-25	RPI 26-50	W-L RECORDS	RPI 51-100	RPI 101-999	RPI 201+				
9- 18	0- 0	0- 2	OVERALL	0- 4	9- 12	5- 3				
7- 6	0- 0	0- 1	HOME	0- 1	7- 4	3- 2				
2- 12	0- 0	0- 1	AWAY	0- 3	2- 8	2- 1				
0- 0	0- 0	0- 0	NEUTRAL	0- 0	0- 0	0- 0				
4- 6	0- 0	0- 0	NON-CONFERENCE	0- 2	4- 4	3- 2				
2- 2	0- 0	0- 0	HOME	0- 0	2- 2	1- 2				
2- 4	0- 0	0- 0	AWAY	0- 2	2- 2	2- 0				
0- 0	0- 0	0- 0	NEUTRAL	0- 0	0- 0	0- 0				
5- 12	0- 0	0- 2	CONFERENCE	0- 2	5- 8	2- 1				
5- 4	0- 0	0- 1	HOME	0- 1	5- 2	2- 0				
0- 8	0- 0	0- 1	AWAY	0- 1	0- 6	0- 1				
0- 0	0- 0	0- 0	NEUTRAL	0- 0	0- 0	0- 0				

RPI 1-25				RPI 26-50				RPI 51-100				RPI 101+ Team's RPI: 234			
RPI	S	Opponent	Score	RPI	S	Opponent	Score	RPI	S	Opponent	Score	RPI	S	Opponent	Score
				43	A	Gonzaga	51 73	68	A	UC Davis	64 69	129	H	Idaho St.	80 74
				43	H	Gonzaga	48 67	76	A	Saint Mary's (CA)	62 75	142	A	Loyola Marymount	60 75
								76	H	Saint Mary's (CA)	75 82	142	H	Loyola Marymount	85 74
								99	A	Utah	65 89	144	A	San Francisco	67 68
												144	H	San Francisco	95 92
												148	A	BYU	43 78
												148	H	BYU	67 73
												171	A	Weber St.	61 71
												176	A	San Diego	53 79
												176	H	San Diego	66 62
												183	A	Pacific	73 84
												183	H	Pacific	77 85
												195	A	UC Irvine	74 75
												219	A	Nevada	77 72
												232	H	Seattle U	62 65
												233	H	New Mexico St.	64 86
												284	A	Santa Clara	50 54
												284	H	Santa Clara	56 55
												305	A	Long Beach St.	83 71
												317	H	Portland	83 79
												326	H	Utah Valley	71 44
LAST 12 Division I GAMES:															
				76	H	Saint Mary's (CA)	75 82	317	H	Portland	83 79				
				43	H	Gonzaga	48 67	284	A	Santa Clara	50 54				
				148	A	BYU	43 78	142	A	Loyola Marymount	60 75				
				142	H	Loyola Marymount	85 74	144	H	San Francisco	95 92				
				176	A	San Diego	53 79	183	H	Pacific	77 85				
				183	A	Pacific	73 84	76	A	Saint Mary's (CA)	62 75				

Non-Div I Games:

Pepperdine

Average RPI	Win:	196	WON-LOST	WINNING	LAST 10	STRENGTH OF	OPP. STRENGTH	TEAM	ADJ.	CONF.	ADJ CONF.
Average RPI	Loss:	63	RECORD	PCT. RANK	GAMES	SCHEDULE	OF SCHEDULE	RPI	RPI	RPI	RPI
DIV. I ONLY		10- 18	252	1- 9	45	51	173	173	1	1	
DIV. I NON-CONF.		8- 5	111	0- 0	184	196	169	169	1	1	

TOTALS	RPI 1-25		RPI 26-50		W-L RECORDS		RPI 51-100		RPI 101-999		RPI 201+
10- 18	0- 5		0- 3		OVERALL		1- 7		9- 3		4- 0
8- 10	0- 5		0- 1		HOME		1- 3		7- 1		4- 0
2- 8	0- 0		0- 2		AWAY		0- 4		2- 2		0- 0
0- 0	0- 0		0- 0		NEUTRAL		0- 0		0- 0		0- 0
8- 5	0- 0		0- 0		NON-CONFERENCE		0- 4		8- 1		4- 0
7- 3	0- 0		0- 0		HOME		0- 2		7- 1		4- 0
1- 2	0- 0		0- 0		AWAY		0- 2		1- 0		0- 0
0- 0	0- 0		0- 0		NEUTRAL		0- 0		0- 0		0- 0
2- 13	0- 5		0- 3		CONFERENCE		1- 3		1- 2		0- 0
1- 7	0- 5		0- 1		HOME		1- 1		0- 0		0- 0
1- 6	0- 0		0- 2		AWAY		0- 2		1- 2		0- 0
0- 0	0- 0		0- 0		NEUTRAL		0- 0		0- 0		0- 0

RPI	S	Opponent	Score	RPI	S	Opponent	Score	RPI	S	Opponent	Score	RPI	S	Opponent	Score	Team's RPI: 173
1	H	Notre Dame	53 87	30	A	Syracuse	52 70	51	A	Miami (FL)	58 82	106	H	Bucknell	57 39	
4	H	Louisville	51 77	30	H	Syracuse	53 62	59	A	Fordham	55 58	115	A	North Carolina	67 68	
8	H	Florida St.	59 66	35	A	Virginia	50 62	62	H	Georgia Tech	68 62	128	A	Cincinnati	66 46	
12	H	Duke	46 58					64	A	West Virginia	52 73	151	A	Clemson	58 42	
21	H	NC State	66 77					73	H	Duquesne	53 66	168	H	Youngstown St.	66 58	
								74	A	Virginia Tech	66 89	189	H	Wisconsin	57 58	
								83	H	Penn St.	48 59	190	A	Boston College	61 72	
								97	H	Wake Forest	49 58	200	H	Arkansas St.	87 47	
												255	H	UNCW	74 55	
												271	H	Cornell	51 39	
												274	H	Towson	81 63	
												345	H	Chicago St.	87 49	

LAST 12 Division I GAMES:																
21	H	NC State	66 77	12	H	Duke	46 58									
30	H	Syracuse	53 62	1	H	Notre Dame	53 87									
51	A	Miami (FL)	58 82	30	A	Syracuse	52 70									
190	A	Boston College	61 72	4	H	Louisville	51 77									
8	H	Florida St.	59 66	62	H	Georgia Tech	68 62									
151	A	Clemson	58 42	74	A	Virginia Tech	66 89									

Non-Div I Games:

Pittsburgh

Average RPI Win: 205	WON-LOST RECORD	WINNING PCT. RANK	LAST 10 GAMES	STRENGTH OF SCHEDULE	OPP. STRENGTH OF SCHEDULE	TEAM RPI	ADJ. RPI	CONF. RPI	ADJ CONF. RPI
Average RPI Loss: 166									
DIV. I ONLY	4- 22	327	2- 8	158	201	317	317	14	14
DIV. I NON-CONF.	2- 7	286	0- 0	240	337	330	330	12	12

TOTALS	RPI 1-25	RPI 26-50	W-L RECORDS	RPI 51-100	RPI 101-999	RPI 201+			
4- 22	0- 0	0- 2	OVERALL	1- 1	3- 19	2- 4			
4- 10	0- 0	0- 1	HOME	1- 0	3- 9	2- 1			
0- 12	0- 0	0- 1	AWAY	0- 1	0- 10	0- 3			
0- 0	0- 0	0- 0	NEUTRAL	0- 0	0- 0	0- 0			
2- 7	0- 0	0- 0	NON-CONFERENCE	0- 0	2- 7	2- 1			
2- 4	0- 0	0- 0	HOME	0- 0	2- 4	2- 0			
0- 3	0- 0	0- 0	AWAY	0- 0	0- 3	0- 1			
0- 0	0- 0	0- 0	NEUTRAL	0- 0	0- 0	0- 0			
2- 15	0- 0	0- 2	CONFERENCE	1- 1	1- 12	0- 3			
2- 6	0- 0	0- 1	HOME	1- 0	1- 5	0- 1			
0- 9	0- 0	0- 1	AWAY	0- 1	0- 7	0- 2			
0- 0	0- 0	0- 0	NEUTRAL	0- 0	0- 0	0- 0			

RPI 1-25				RPI 26-50				RPI 51-100				RPI 101+ Team's RPI: 317			
RPI	S	Opponent	Score	RPI	S	Opponent	Score	RPI	S	Opponent	Score	RPI	S	Opponent	Score
43	A	Gonzaga	36 75	43	H	Gonzaga	56 70	76	A	Saint Mary's (CA)	49 77	122	H	Saint Francis (PA)	101 106
								76	H	Saint Mary's (CA)	68 65	133	H	Portland St.	71 77
												142	A	Loyol a Marymount	55 76
												142	H	Loyol a Marymount	60 63
												144	A	San Franci sco	75 84
												144	H	San Francis sco	63 76
												146	H	Boi se St.	47 73
												148	A	BYU	35 73
												148	H	BYU	58 72
												171	H	Weber St.	70 91
												176	A	San Di ego	52 59
												176	H	San Di ego	60 75
												183	A	Paci fi c	55 91
												183	H	Paci fi c	89 67
												192	A	Washi ngton	67 93
												195	A	UC Irvi ne	52 63
												234	A	Pepperdi ne	79 83
												235	H	Hawai i	76 47
												284	A	Santa Clara	57 67
												284	H	Santa Clara	43 50
												324	A	Cal St. Fullerton	61 66
												326	H	Utah Valley	71 64
LAST 12 Division I GAMES:															
148	A	BYU	35 73	234	A	Pepperdi ne	79 83								
76	A	Saint Mary's (CA)	49 77	76	H	Saint Mary's (CA)	68 65								
284	A	Santa Clara	57 67	43	A	Gonzaga	36 75								
183	H	Paci fi c	89 67	142	H	Loyol a Marymount	60 63								
144	H	San Francis sco	63 76	176	H	San Di ego	60 75								
142	A	Loyol a Marymount	55 76	183	A	Paci fi c	55 91								

Non-Div I Games: Willamette 72 52 Warner Paci fi c 95 59

Portland

Average RPI Win:	231	WON-LOST	WINNING	LAST 10	STRENGTH OF	OPP. STRENGTH	TEAM	ADJ.	CONF.	ADJ CONF.
Average RPI Loss:	143	RECORD	PCT. RANK	GAMES	SCHEDULE	OF SCHEDULE	RPI	RPI	RPI	RPI
DIV. I ONLY	13- 11	151	6- 4	175	229	133	133	19	19	
DIV. I NON-CONF.	4- 5	202	0- 0	149	165	110	110	13	13	

TOTALS	RPI 1-25	RPI 26-50	W-L RECORDS	RPI 51-100	RPI 101-999	RPI 201+				
13- 11	0- 0	0- 1	OVERALL	0- 2	13- 8	8- 3				
7- 2	0- 0	0- 0	HOME	0- 0	7- 2	4- 0				
6- 9	0- 0	0- 1	AWAY	0- 2	6- 6	4- 3				
0- 0	0- 0	0- 0	NEUTRAL	0- 0	0- 0	0- 0				
4- 5	0- 0	0- 1	NON-CONFERENCE	0- 2	4- 2	2- 2				
1- 0	0- 0	0- 0	HOME	0- 0	1- 0	0- 0				
3- 5	0- 0	0- 1	AWAY	0- 2	3- 2	2- 2				
0- 0	0- 0	0- 0	NEUTRAL	0- 0	0- 0	0- 0				
9- 6	0- 0	0- 0	CONFERENCE	0- 0	9- 6	6- 1				
6- 2	0- 0	0- 0	HOME	0- 0	6- 2	4- 0				
3- 4	0- 0	0- 0	AWAY	0- 0	3- 4	2- 1				
0- 0	0- 0	0- 0	NEUTRAL	0- 0	0- 0	0- 0				

RPI 1-25	RPI 26-50	RPI 51-100	RPI 101+	Team's RPI: 133
RPI S Opponent Score	RPI S Opponent Score	RPI S Opponent Score	RPI S Opponent Score	
	43 A Gonzaga 52 91	68 A UC Davis 67 79	129 A Idaho St. 64 72	
		84 A UNLV 80 88	129 H Idaho St. 59 88	
			137 A Idaho 60 61	
			137 H Idaho 90 101	
			154 A Eastern Wash. 57 64	
			154 H Eastern Wash. 75 60	
			155 H Ole Miss 94 79	
			171 A Weber St. 62 60	
			171 H Weber St. 77 64	
			195 A UC Irvine 82 72	
			219 A Nevada 55 67	
			228 A Montana St. 69 60	
			228 H Montana St. 62 53	
			232 A Seattle U 77 91	
			244 A Montana 53 69	
			244 H Montana 70 53	
			245 A San Jose St. 90 78	
			289 A Sacramento St. 81 72	
			289 H Sacramento St. 74 73	
			317 A Portland 77 71	
			320 H Southern Utah 70 66	
LAST 12 Division I GAMES:				
320 H Southern Utah 70 66	137 A Idaho 60 61			
129 A Idaho St. 64 72	289 A Sacramento St. 81 72			
171 A Weber St. 62 60	171 H Weber St. 77 64			
228 H Montana St. 62 53	129 H Idaho St. 59 88			
244 H Montana 70 53	244 A Montana 53 69			
154 A Eastern Wash. 57 64	228 A Montana St. 69 60			

Non-Div I Games: Northwest (WA) 63 60 Multnomah 95 32 Portland St.

Average RPI Win:	295	WON-LOST	WINNING	LAST 10	STRENGTH OF	OPP. STRENGTH	TEAM	ADJ.	CONF.	ADJ CONF.
Average RPI Loss:	198	RECORD	PCT. RANK	GAMES	SCHEDULE	OF SCHEDULE	RPI	RPI	RPI	RPI
DIV. I ONLY	9- 14	233	7- 3	269	346	257	257	32	32	
DIV. I NON-CONF.	0- 9	337	0- 0	71	266	300	300	32	32	

TOTALS	RPI 1-25	RPI 26-50	W-L RECORDS	RPI 51-100	RPI 101-999	RPI 201+				
9- 14	0- 1	0- 0	OVERALL	0- 1	9- 12	8- 8				
5- 3	0- 0	0- 0	HOME	0- 1	5- 2	4- 2				
4- 10	0- 1	0- 0	AWAY	0- 0	4- 9	4- 5				
0- 1	0- 0	0- 0	NEUTRAL	0- 0	0- 1	0- 1				
0- 9	0- 1	0- 0	NON-CONFERENCE	0- 1	0- 7	0- 3				
0- 1	0- 0	0- 0	HOME	0- 1	0- 0	0- 0				
0- 7	0- 1	0- 0	AWAY	0- 0	0- 6	0- 2				
0- 1	0- 0	0- 0	NEUTRAL	0- 0	0- 1	0- 1				
9- 5	0- 0	0- 0	CONFERENCE	0- 0	9- 5	8- 5				
5- 2	0- 0	0- 0	HOME	0- 0	5- 2	4- 2				
4- 3	0- 0	0- 0	AWAY	0- 0	4- 3	4- 3				
0- 0	0- 0	0- 0	NEUTRAL	0- 0	0- 0	0- 0				

RPI 1-25				RPI 26-50				RPI 51-100				RPI 101+ Team's RPI: 257			
RPI	S	Opponent	Score	RPI	S	Opponent	Score	RPI	S	Opponent	Score	RPI	S	Opponent	Score
20	A	Texas A&M	70 98					91	H	Rice	68 88	114	A	Bethune-Cookman	52 77
												124	A	Colorado St.	59 71
												135	A	Texas St.	57 84
												151	A	Clemson	58 64
												186	H	Southern U.	69 62
												224	N	A&M-Corpus Christi	62 72
												227	A	Grambling	79 81
												227	H	Grambling	68 75
												230	A	Texas Tech	60 89
												241	A	Texas Southern	61 56
												241	H	Texas Southern	65 48
												295	H	Alcorn	72 73
												306	A	Alabama St.	68 70
												308	A	Jackson St.	61 70
												308	H	Jackson St.	85 73
												315	A	UTRGV	62 78
												318	A	Alabama A&M	55 48
												338	A	Ark. -Pine Bluff	89 72
												338	H	Ark. -Pine Bluff	64 52
												341	A	Mississippi Val.	75 74
												341	H	Mississippi Val.	78 73

LAST 12 Division I GAMES:															
341	A	Mississippi Val.	75 74	306	A	Alabama St.	68 70	341	H	Mississippi Val.	78 73				
338	A	Ark. -Pine Bluff	89 72	341	H	Ark. -Pine Bluff	64 52	338	H	Ark. -Pine Bluff	64 52				
308	H	Jackson St.	85 73	308	A	Jackson St.	61 70	308	A	Jackson St.	61 70				
227	H	Grambling	68 75	227	A	Grambling	79 81	227	A	Grambling	79 81				
241	H	Texas Southern	65 48	241	A	Texas Southern	61 56								
318	A	Alabama A&M	55 48												

Non-Div I Games: Texas-Tyler 99 56 Arlington Baptist 116 73

Prairie View

Average RPI Win:	261	WON-LOST	WINNING	LAST 10	STRENGTH OF	OPP. STRENGTH	TEAM	ADJ.	CONF.	ADJ CONF.
Average RPI Loss:	180	RECORD	PCT. RANK	GAMES	SCHEDULE	OF SCHEDULE	RPI	RPI	RPI	RPI
DIV. I ONLY	10- 16	234	5- 5	263	270	254	254	27	27	
DIV. I NON-CONF.	3- 8	268	0- 0	186	126	251	251	28	28	

TOTALS	RPI 1-25	RPI 26-50	W-L RECORDS	RPI 51-100	RPI 101-999	RPI 201+				
10- 16	0- 2	0- 0	OVERALL	0- 3	10- 11	8- 7				
6- 5	0- 0	0- 0	HOME	0- 1	6- 4	4- 4				
4- 11	0- 0	0- 0	AWAY	0- 1	4- 1	4- 0				
0- 0	0- 0	0- 0	NEUTRAL	0- 0	0- 0	0- 0				
3- 8	0- 2	0- 0	NON-CONFERENCE	0- 1	3- 5	2- 3				
2- 2	0- 0	0- 0	HOME	0- 0	2- 2	1- 2				
1- 6	0- 2	0- 0	AWAY	0- 1	1- 3	1- 1				
0- 0	0- 0	0- 0	NEUTRAL	0- 0	0- 0	0- 0				
7- 8	0- 0	0- 0	CONFERENCE	0- 2	7- 6	6- 4				
4- 3	0- 0	0- 0	HOME	0- 1	4- 2	3- 2				
3- 5	0- 0	0- 0	AWAY	0- 1	3- 4	3- 2				
0- 0	0- 0	0- 0	NEUTRAL	0- 0	0- 0	0- 0				

RPI 1-25				RPI 26-50				RPI 51-100				RPI 101+ Team's RPI: 254			
RPI	S	Opponent	Score	RPI	S	Opponent	Score	RPI	S	Opponent	Score	RPI	S	Opponent	Score
9	A	UCLA	40 76					65	A	Belmont	48 90	108	A	Chattanooga	51 71
12	A	Duke	45 79					89	A	Liberty	55 63	115	A	North Carolina	56 91
								89	H	Liberty	64 76	152	A	Radford	55 93
												174	H	Furman	76 75
												194	A	High Point	55 81
												194	H	High Point	62 55
												218	A	UNC Asheville	76 74
												223	H	UNCG	57 64
												231	A	Gardner-Webb	60 50
												231	H	Gardner-Webb	72 69
												263	A	Campbell	40 53
												263	H	Campbell	65 59
												265	A	San Diego St.	50 77
												292	A	USC Upstate	83 69
												293	H	Kennesaw St.	51 60
												313	H	Charleston So.	61 64
												330	H	N.C. Central	69 60
												340	A	Winthrop	64 58
												340	H	Winthrop	78 45
												346	A	Longwood	56 66
												346	H	Longwood	60 75

LAST 12 Division I GAMES:															
231	A	Gardner-Webb	60 50	313	H	Charleston So.	61 64								
194	H	High Point	62 55	218	A	UNC Asheville	76 74								
263	A	Campbell	40 53	340	H	Winthrop	78 45								
346	H	Longwood	60 75	152	A	Radford	55 93								
340	A	Winthrop	64 58	231	H	Gardner-Webb	72 69								
89	A	Liberty	55 63	263	H	Campbell	65 59								

Non-Div I Games:

Presbyterian

Average RPI Win:	160	WON-LOST	WINNING	LAST 10	STRENGTH OF	OPP. STRENGTH	TEAM	ADJ.	CONF.	ADJ CONF.
Average RPI Loss:	62	RECORD	PCT. RANK	GAMES	SCHEDULE	OF SCHEDULE	RPI	RPI	RPI	RPI
DIV. I ONLY	20- 4	17	9- 1	109	90	34	34	9	9	
DIV. I NON-CONF.	10- 3	52	1- 0	124	40	50	50	9	9	

TOTALS	RPI 1-25	RPI 26-50	W-L RECORDS	RPI 51-100	RPI 101-999	RPI 201+				
20- 4	0- 0	1- 2	OVERALL	6- 1	13- 1	5- 0				
8- 2	0- 0	0- 1	HOME	4- 1	4- 0	2- 0				
10- 2	0- 0	1- 1	AWAY	2- 0	7- 1	3- 0				
2- 0	0- 0	0- 0	NEUTRAL	0- 0	2- 0	0- 0				
10- 3	0- 0	1- 2	NON-CONFERENCE	1- 1	8- 0	3- 0				
3- 2	0- 0	0- 1	HOME	1- 1	2- 0	1- 0				
5- 1	0- 0	1- 1	AWAY	0- 0	4- 0	2- 0				
2- 0	0- 0	0- 0	NEUTRAL	0- 0	2- 0	0- 0				
10- 1	0- 0	0- 0	CONFERENCE	5- 0	5- 1	2- 0				
5- 0	0- 0	0- 0	HOME	3- 0	2- 0	1- 0				
5- 1	0- 0	0- 0	AWAY	2- 0	3- 1	1- 0				
0- 0	0- 0	0- 0	NEUTRAL	0- 0	0- 0	0- 0				

RPI 1-25				Team's RPI: 34				RPI 51-100				RPI 101+			
RPI	S	Opponent	Score	RPI	S	Opponent	Score	RPI	S	Opponent	Score	RPI	S	Opponent	Score
28	H	Villanova	59 62	62	H	Georgia Tech	56 67	108	N	Chattanooga	59 49				
33	A	Rutgers	50 70	69	H	Harvard	80 47	117	H	Delaware	78 60				
40	A	Quinnipiac	60 46	75	A	Penn	70 55	119	A	Seton Hall	85 83				
				75	H	Penn	60 40	125	A	Yale	59 73				
				88	H	George Washington	72 52	164	N	Saint Joseph's	63 54				
				95	A	Dartmouth	79 67	170	A	Davidson	63 57				
				95	H	Dartmouth	82 63	172	A	Brown	77 62				
								199	A	Columbia	74 46				
								199	H	Columbia	69 47				
								222	A	Lafayette	53 45				
								271	A	Cornell	72 40				
								271	H	Cornell	75 54				
								321	H	UMBC	77 40				
								334	A	Wagner	58 37				
LAST 12 Division I GAMES:															
95	A	Dartmouth	79 67	172	A	Brown	77 62								
199	A	Columbia	74 46	125	A	Yale	59 73								
271	A	Cornell	72 40	271	H	Cornell	75 54								
75	H	Penn	60 40	199	H	Columbia	69 47								
95	H	Dartmouth	82 63	75	A	Penn	70 55								
69	H	Harvard	80 47	321	H	UMBC	77 40								

Non-Div I Games:

Princeton

Average RPI	Win:	174	WON-LOST	WINNING	LAST 10	STRENGTH OF	OPP. STRENGTH	TEAM	ADJ.	CONF.	ADJ CONF.
Average RPI	Loss:	94	RECORD	PCT. RANK	GAMES	SCHEDULE	OF SCHEDULE	RPI	RPI	RPI	RPI
DIV. I ONLY		10- 19	260	2- 8	122	63	206	206	6	6	
DIV. I NON-CONF.		7- 5	132	0- 0	266	153	182	182	6	6	

TOTALS	RPI 1-25		RPI 26-50		W-L RECORDS		RPI 51-100		RPI 101-999		RPI 201+
10- 19	0- 2		0- 7		OVERALL		3- 1		7- 9		3- 2
4- 10	0- 1		0- 3		HOME		1- 1		3- 5		2- 0
3- 9	0- 1		0- 4		AWAY		1- 0		2- 4		0- 2
3- 0	0- 0		0- 0		NEUTRAL		1- 0		2- 0		1- 0
7- 5	0- 0		0- 1		NON-CONFERENCE		1- 1		6- 3		2- 1
2- 3	0- 0		0- 0		HOME		0- 1		2- 2		1- 0
2- 2	0- 0		0- 1		AWAY		0- 0		2- 1		0- 1
3- 0	0- 0		0- 0		NEUTRAL		1- 0		2- 0		1- 0
3- 14	0- 2		0- 6		CONFERENCE		2- 0		1- 6		1- 1
2- 7	0- 1		0- 3		HOME		1- 0		1- 3		1- 0
1- 7	0- 1		0- 3		AWAY		1- 0		0- 3		0- 1
0- 0	0- 0		0- 0		NEUTRAL		0- 0		0- 0		0- 0

RPI 1-25				RPI 26-50				RPI 51-100				RPI 101+				Team's RPI: 206
RPI	S	Opponent	Score	RPI	S	Opponent	Score	RPI	S	Opponent	Score	RPI	S	Opponent	Score	
23	A	DePaul	47 81	26	A	Marquette	61 94	60	A	St. John's (NY)	49 44	105	A	Butler	57 68	
23	H	DePaul	48 71	26	H	Marquette	60 77	60	H	St. John's (NY)	70 68	105	H	Butler	48 69	
				28	A	Villanova	43 70	83	H	Penn St.	51 60	113	H	Georgetown	43 75	
				28	H	Villanova	55 63	96	N	Wright St.	74 69	119	A	Seton Hall	56 65	
				40	A	Quinnipiac	36 62					119	H	Seton Hall	56 65	
				49	A	Creighton	56 73					125	A	Yale	55 51	
				49	H	Creighton	84 87					132	A	Northeastern	98 95	
												172	H	Brown	59 64	
												180	N	Stetson	56 45	
												190	H	Boston College	63 55	
												199	H	Columbia	64 73	
												220	A	Xavier	59 68	
												220	H	Xavier	69 48	
												268	A	Sacred Heart	75 78	
												329	H	Rhode Island	65 41	
												343	N	Savannah St.	78 48	

LAST 12 Division I GAMES:																
28	A	Villanova	43 70	60	H	St. John's (NY)	70 68									
220	H	Xavier	69 48	119	H	Seton Hall	56 65									
105	H	Butler	48 69	105	A	Butler	57 68									
49	H	Creighton	84 87	220	A	Xavier	59 68									
23	A	DePaul	47 81	49	A	Creighton	56 73									
26	A	Marquette	61 94	26	H	Marquette	60 77									

Non-Div I Games:

Providence

Average RPI Win: 131
Average RPI Loss: 53

WON-LOST
RECORD

WINNING
PCT. RANK

LAST 10
GAMES

STRENGTH OF
SCHEDULE

OPP. STRENGTH
OF SCHEDULE

TEAM
RPI

ADJ.
RPI

CONF.
RPI

ADJ CONF.
RPI

DIV. I ONLY	18- 11	108	6- 4	15	61	44	44	3	3
DIV. I NON-CONF.	9- 5	99	0- 0	16	137	48	48	4	4

TOTALS	RPI 1-25	RPI 26-50	W-L RECORDS	RPI 51-100	RPI 101-999	RPI 201+			
18- 11	2- 1	3- 4	OVERALL	3- 6	10- 0	4- 0			
11- 4	0- 0	1- 2	HOME	3- 2	7- 0	2- 0			
6- 6	2- 1	2- 1	AWAY	0- 4	2- 0	2- 0			
1- 1	0- 0	0- 1	NEUTRAL	0- 0	1- 0	0- 0			
9- 5	0- 0	1- 2	NON-CONFERENCE	2- 3	6- 0	2- 0			
6- 2	0- 0	0- 1	HOME	2- 1	4- 0	1- 0			
2- 2	0- 0	1- 0	AWAY	0- 2	1- 0	1- 0			
1- 1	0- 0	0- 1	NEUTRAL	0- 0	1- 0	0- 0			
9- 6	2- 1	2- 2	CONFERENCE	1- 3	4- 0	2- 0			
5- 2	0- 0	1- 1	HOME	1- 1	3- 0	1- 0			
4- 4	2- 1	1- 1	AWAY	0- 2	1- 0	1- 0			
0- 0	0- 0	0- 0	NEUTRAL	0- 0	0- 0	0- 0			

RPI 1-25				RPI 26-50				RPI 51-100				RPI 101+			
RPI	S	Opponent	Score	RPI	S	Opponent	Score	RPI	S	Opponent	Score	RPI	S	Opponent	Score
7	A	Ohio St.	60 73	27	A	Central Mich.	79 69	52	A	Indiana	54 72	116	H	Lamar University	79 64
18	A	Iowa	76 70	33	A	Rutgers	50 58	52	H	Indiana	44 52	154	H	Eastern Wash.	65 40
22	A	Maryland	75 65	33	H	Rutgers	47 33	61	A	Nebraska	51 75	158	N	Marist	61 47
				38	A	Michigan	81 79	62	A	Georgia Tech	55 68	181	H	Northwestern	63 60
				39	H	Ball St.	60 66	76	H	Saint Mary's (CA)	70 60	189	H	Wisconsin	57 35
				45	H	Minnesota	74 78	83	H	Penn St.	88 73	197	H	UT Martin	60 58
				46	N	Southern California	46 58	86	H	Ohio	71 77	221	A	Illinois	73 54
								87	H	Miami (OH)	75 66	221	H	Illinois	64 51
								99	A	Utah	68 81	235	A	Hawaii	79 67
												300	H	Valparaiso	95 49
LAST 12 Division I GAMES:															
221	H	Illinois	64 51	38	A	Michigan	81 79	83	H	Penn St.	88 73	61	A	Nebraska	51 75
7	A	Ohio St.	60 73	83	H	Penn St.	88 73	181	H	Northwestern	63 60	18	A	Iowa	76 70
22	A	Maryland	75 65	61	A	Nebraska	51 75	18	A	Iowa	76 70	33	H	Rutgers	47 33
52	H	Indiana	44 52	181	H	Northwestern	63 60								
45	H	Minnesota	74 78												
221	A	Illinois	73 54												

Non-Div I Games:

Purdue

Loss, Non-Conf, S Site, H Home A Away N Neutral

Average RPI	Win: 222	WON-LOST	WINNING	LAST 10	STRENGTH OF	OPP. STRENGTH	TEAM	ADJ.	CONF.	ADJ CONF.
Average RPI	Loss: 29	RECORD	PCT. RANK	GAMES	SCHEDULE	OF SCHEDULE	RPI	RPI	RPI	RPI
DIV. I ONLY	23- 5	20	10- 0	117	207	40	40	28	28	
DIV. I NON-CONF.	6- 5	153	0- 0	5	15	19	19	25	25	
TOTALS	RPI 1-25	RPI 26-50	W-L RECORDS	RPI 51-100	RPI 101-999	RPI 201+				
23- 5	0- 3	3- 1	OVERALL	0- 1	20- 0	16- 0				
11- 1	0- 0	2- 1	HOME	0- 0	9- 0	7- 0				
12- 3	0- 2	1- 0	AWAY	0- 1	11- 0	9- 0				
0- 1	0- 1	0- 0	NEUTRAL	0- 0	0- 0	0- 0				
6- 5	0- 3	3- 1	NON-CONFERENCE	0- 1	3- 0	3- 0				
3- 1	0- 0	2- 1	HOME	0- 0	1- 0	1- 0				
3- 3	0- 2	1- 0	AWAY	0- 1	2- 0	2- 0				
0- 1	0- 1	0- 0	NEUTRAL	0- 0	0- 0	0- 0				
17- 0	0- 0	0- 0	CONFERENCE	0- 0	17- 0	13- 0				
8- 0	0- 0	0- 0	HOME	0- 0	8- 0	6- 0				
9- 0	0- 0	0- 0	AWAY	0- 0	9- 0	7- 0				
0- 0	0- 0	0- 0	NEUTRAL	0- 0	0- 0	0- 0				

RPI 1-25				RPI 26-50				Team's RPI: 40				RPI 51-100				RPI 101+			
RPI	S	Opponent	Score	RPI	S	Opponent	Score	RPI	S	Opponent	Score	RPI	S	Opponent	Score	RPI	S	Opponent	Score
7	A	Ohio St.	63 95	27	A	Central Mich.	84 70	70	A	Michigan St.	55 74	158	A	Marist	80 74				
17	N	Missouri	51 66	31	H	Dayton	72 66					158	H	Marist	62 56				
18	A	Iowa	67 83	34	H	Princeton	46 60					191	A	Siena	83 72				
				36	H	Northern Colo.	60 49					191	H	Siena	68 54				
												206	H	Providence	62 36				
												209	A	Hampton	64 58				
												213	A	Richmond	81 65				
												246	A	Niagara	84 55				
												246	H	Niagara	77 61				
												248	A	Manhattan	80 64				
												259	A	Fairfield	58 39				
												259	H	Fairfield	77 45				
												273	A	Rider	80 59				
												273	H	Rider	73 66				
												285	A	Canisius	84 55				
												285	H	Canisius	64 39				
												299	A	Monmouth	76 55				
												335	A	Iona	74 38				
												335	H	Iona	90 47				
												348	H	Saint Peter's	86 39				
LAST 12 Division I GAMES:																			
273	A	Rider	80 59	246	A	Niagara	84 55												
158	A	Marist	80 74	285	A	Canisius	84 55												
191	A	Siena	83 72	259	H	Fairfield	77 45												
285	H	Canisius	64 39	299	A	Monmouth	76 55												
335	H	Iona	90 47	273	H	Rider	73 66												
259	A	Fairfield	58 39	348	H	Saint Peter's	86 39												

Non-Di v I Games:

Qui nni pi ac

Average RPI Win: 269

Average RPI Loss: 157

WON-LOST
RECORDWINNING
PCT. RANKLAST 10
GAMESSTRENGTH OF
SCHEDULEOPP. STRENGTH
OF SCHEDULETEAM
RPIADJ.
RPICONF.
RPIADJ CONF.
RPI

DIV. I ONLY	18- 7	57	9- 1	338	267	152	152	27	27
DIV. I NON-CONF.	6- 4	122	0- 0	329	123	203	203	28	28
TOTALS	RPI 1-25	RPI 26-50	W-L RECORDS	RPI 51-100	RPI 101-999	RPI 201+			
18- 7	0- 0	0- 0	OVERALL	1- 3	17- 4	16- 3			
10- 1	0- 0	0- 0	HOME	1- 0	9- 1	8- 1			
6- 5	0- 0	0- 0	AWAY	0- 0	6- 2	6- 2			
2- 1	0- 0	0- 0	NEUTRAL	0- 1	2- 0	2- 0			
6- 4	0- 0	0- 0	NON-CONFERENCE	0- 2	6- 2	6- 1			
3- 0	0- 0	0- 0	HOME	0- 0	3- 0	3- 0			
1- 3	0- 0	0- 0	AWAY	0- 1	1- 2	1- 1			
2- 1	0- 0	0- 0	NEUTRAL	0- 1	2- 0	2- 0			
12- 3	0- 0	0- 0	CONFERENCE	1- 1	11- 2	10- 2			
7- 1	0- 0	0- 0	HOME	1- 0	6- 1	5- 1			
5- 2	0- 0	0- 0	AWAY	0- 1	5- 1	5- 1			
0- 0	0- 0	0- 0	NEUTRAL	0- 0	0- 0	0- 0			

RPI	S	Opponent	Score	RPI	S	Opponent	Score	RPI	S	Opponent	Score	RPI	S	Opponent	Score
64	N	West Virginia	55 75	74	A	Virginia Tech	42 68	89	A	Liberty	56 61	89	H	Liberty	52 45
115	A	North Carolina	46 79	194	H	High Point	50 47	218	A	UNC Asheville	64 48	218	H	UNC Asheville	56 67
223	H	UNCG	56 53	226	N	Abilene Christian	71 65	231	A	Gardner-Webb	53 69	231	H	Gardner-Webb	66 46
254	H	Presbyterian	93 55	263	A	Campbell	51 50	272	H	Appalachian St.	61 40	274	N	Towson	69 66
283	H	VCU	79 62	310	A	Western Caro.	27 39	312	A	Tennessee Tech	60 41	313	A	Charleston So.	61 56
313	H	Charleston So.	74 57	340	A	Winthrop	70 30	340	H	Winthrop	78 52	346	A	Longwood	52 33
346	H	Longwood	81 39	346	H	Longwood	81 39								
LAST 12 Division I GAMES:															
346	H	Longwood	81 39	263	A	Campbell	51 50	89	A	Liberty	56 61	194	H	High Point	50 47
340	A	Winthrop	70 30	89	A	Liberty	56 61	254	H	Presbyterian	93 55	346	A	Longwood	52 33
89	H	Liberty	52 45	194	H	High Point	50 47	346	A	Longwood	52 33	313	A	Charleston So.	61 56
313	H	Charleston So.	74 57	254	H	Presbyterian	93 55								
218	A	UNC Asheville	64 48	346	A	Longwood	52 33								
231	H	Gardner-Webb	66 46	313	A	Charleston So.	61 56								

Radford

Radford

Non-Div I Games:

UVa-Wise

75 43

Radford

■ Loss,
 ■ Non-Conf,
 ■ S Site,
 ■ Home
 ■ Away
 N Neutral

Average RPI Win:	282	WON-LOST	WINNING	LAST 10	STRENGTH OF	OPP. STRENGTH	TEAM	ADJ.	CONF.	ADJ CONF.
Average RPI Loss:	157	RECORD	PCT. RANK	GAMES	SCHEDULE	OF SCHEDULE	RPI	RPI	RPI	RPI
DIV. I ONLY	3- 24	336	1- 9	207	156	329	329	12	12	
DIV. I NON-CONF.	2- 10	300	0- 0	219	241	314	314	10	10	

TOTALS	RPI 1-25	RPI 26-50	W-L RECORDS	RPI 51-100	RPI 101-999	RPI 201+				
3- 24	0- 0	0- 2	OVERALL	0- 6	3- 16	3- 8				
3- 9	0- 0	0- 1	HOME	0- 0	0- 7	0- 2				
0- 14	0- 0	0- 1	AWAY	0- 6	0- 1	0- 1				
0- 1	0- 0	0- 0	NEUTRAL	0- 0						
2- 10	0- 0	0- 1	NON-CONFERENCE	0- 3	2- 6	2- 3				
2- 2	0- 0	0- 1	HOME	0- 0	2- 1	2- 1				
0- 7	0- 0	0- 0	AWAY	0- 3	0- 4	0- 1				
0- 1	0- 0	0- 0	NEUTRAL	0- 0	0- 1	0- 1				
1- 14	0- 0	0- 1	CONFERENCE	0- 3	1- 10	1- 5				
1- 7	0- 0	0- 0	HOME	0- 0	1- 7	1- 4				
0- 7	0- 0	0- 1	AWAY	0- 3	0- 3	0- 1				
0- 0	0- 0	0- 0	NEUTRAL	0- 0	0- 0	0- 0				

Rhode Island

Rhode Island

RPI 1-25				RPI 26-50				RPI 51-100				RPI 101+ Team's RPI: 329			
RPI	S	Opponent	Score	RPI	S	Opponent	Score	RPI	S	Opponent	Score	RPI	S	Opponent	Score
31	A	Dayton	58 116	59	A	Fordham	64 76	101	H	George Mason	53 92				
45	H	Minnesota	60 82	70	A	Michigan St.	38 82	131	H	Saint Louis	66 70				
				73	A	Duquesne	71 80	157	A	Samford	37 67				
				75	A	Penn	66 84	158	A	Marist	42 64				
				88	A	George Washington	52 65	164	A	Saint Joseph's	46 64				
				95	A	Dartmouth	54 70	170	A	Davidson	67 77				
								170	H	Davidson	67 79				
								179	A	Jacksonville St.	53 63				
								206	A	Providence	41 65				
								213	H	Richmond	53 74				
								236	H	Holy Cross	63 69				
								242	H	La Salle	72 63				
								250	A	St. Bonaventure	70 81				
								250	H	St. Bonaventure	72 77				
								259	H	Fairfield	62 47				
								270	H	Massachusetts	59 61				
								283	H	VCU	49 61				
								287	N	Bryant	52 58				
								344	H	UMass Lowell	81 64				
LAST 12 Division I GAMES:															
250	H	St. Bonaventure	72 77	270	H	Massachusetts	59 61								
73	A	Duquesne	71 80	88	A	George Washington	52 65								
131	H	Saint Louis	66 70	242	H	La Salle	72 63								
164	A	Saint Joseph's	46 64	250	A	St. Bonaventure	70 81								
59	A	Fordham	64 76	101	H	George Mason	53 92								
170	H	Davidson	67 79	283	H	VCU	49 61								

Non-Div I Games: Southern Conn. St. 57 62

Rhode Island

Average RPI Win:	239	WON-LOST	WINNING	LAST 10	STRENGTH OF	OPP. STRENGTH	TEAM	ADJ.	CONF.	ADJ CONF.
Average RPI Loss:	137	RECORD	PCT. RANK	GAMES	SCHEDULE	OF SCHEDULE	RPI	RPI	RPI	RPI
DIV. I ONLY	19- 6	44	6- 4	292	195	91	91	18	18	
DIV. I NON-CONF.	10- 2	32	0- 0	336	230	121	121	19	19	

TOTALS	RPI 1-25	RPI 26-50	W-L RECORDS	RPI 51-100	RPI 101-999	RPI 201+				
19- 6	0- 1	1- 0	OVERALL	0- 1	18- 4	14- 1				
11- 0	0- 0	1- 0	HOME	0- 0	10- 0	7- 0				
8- 6	0- 1	0- 0	AWAY	0- 1	8- 4	7- 1				
0- 0	0- 0	0- 0	NEUTRAL	0- 0	0- 0	0- 0				
10- 2	0- 1	0- 0	NON-CONFERENCE	0- 0	10- 1	8- 0				
5- 0	0- 0	0- 0	HOME	0- 0	5- 0	3- 0				
5- 2	0- 1	0- 0	AWAY	0- 0	5- 1	5- 0				
0- 0	0- 0	0- 0	NEUTRAL	0- 0	0- 0	0- 0				
9- 4	0- 0	1- 0	CONFERENCE	0- 1	8- 3	6- 1				
6- 0	0- 0	1- 0	HOME	0- 0	5- 0	4- 0				
3- 4	0- 0	0- 0	AWAY	0- 1	3- 3	2- 1				
0- 0	0- 0	0- 0	NEUTRAL	0- 0	0- 0	0- 0				

RPI 1-25				RPI 26-50				RPI 51-100				RPI 101+			
RPI	S	Opponent	Score	RPI	S	Opponent	Score	RPI	S	Opponent	Score	RPI	S	Opponent	Score
20	A	Texas A&M	76 82	42	H	Western Ky.	73 58	77	A	UAB	63 70	102	H	Little Rock	58 51
												112	A	Middle Tenn.	41 51
												139	A	Charlotte	62 55
												140	A	Kansas	65 73
												166	A	Louisiana Tech	55 75
												188	H	UTEP	56 42
												199	H	Columbia	67 44
												208	A	North Texas	50 49
												214	H	Southern Miss.	62 56
												224	A	A&M-Corpus Christi	67 56
												225	A	Fla. Atlantic	67 53
												253	A	Grand Canyon	69 59
												257	A	Prairie View	88 68
												281	H	Old Dominion	53 45
												282	H	UTSA	83 52
												303	A	Northern Ariz.	88 83
												304	H	Incarnate Word	60 43
												307	A	FIU	58 68
												316	H	Marshall	87 44
												323	H	Houston Baptist	67 45
												337	H	La.-Monroe	63 47
												339	A	Sam Houston St.	79 50

LAST 12 Division I GAMES:															
316	H	Marshall	87 44	281	H	Old Dominion	53 45								
112	A	Middle Tenn.	41 51	188	H	UTEP	56 42								
77	A	UAB	63 70	139	A	Charlotte	62 55								
42	H	Western Ky.	73 58	307	A	FIU	58 68								
166	A	Louisiana Tech	55 75	225	A	Fla. Atlantic	67 53								
214	H	Southern Miss.	62 56	282	H	UTSA	83 52								

Non-Div I Games:

Rice

R
i
c
h
m
o
n
d

Ri chmond					Through Games Of Feb. 23, 2018							
Average RPI	Wi n:	264	WON-LOST	WINNING	LAST 10	STRENGTH OF	OPP. STRENGTH	TEAM	ADJ.	CONF.	ADJ CONF.	
Average RPI	Loss:	121	RECORD	PCT. RANK	GAMES	SCHEDULE	OF SCHEDULE	RPI	RPI	RPI	RPI	
DIV. I ONLY		12- 16	214	5- 5		180	187	213	213	12	12	
DIV. I NON-CONF.		5- 8	220	0- 0		138	240	195	195	10	10	

TOTALS		RPI 1-25		RPI 26-50		W-L RECORDS		RPI 51-100		RPI 101-999		RPI 201+
12- 16		0- 0		0- 2		OVERALL		0- 5		12- 9		10- 1
2- 10		0- 0		0- 2		HOME		0- 4		2- 4		2- 1
9- 3		0- 0		0- 0		AWAY		0- 0		9- 0		7- 0
1- 3		0- 0		0- 0		NEUTRAL		0- 1		1- 2		1- 0
5- 8		0- 0		0- 1		NON-CONFERENCE		0- 3		5- 4		3- 0
0- 4		0- 0		0- 1		HOME		0- 2		0- 1		0- 0
4- 1		0- 0		0- 0		AWAY		0- 0		4- 1		2- 0
1- 3		0- 0		0- 0		NEUTRAL		0- 1		1- 2		1- 0
7- 8		0- 0		0- 1		CONFERENCE		0- 2		7- 5		7- 1
2- 6		0- 0		0- 1		HOME		0- 2		2- 3		2- 1
5- 2		0- 0		0- 0		AWAY		0- 0		5- 2		5- 0
0- 0		0- 0		0- 0		NEUTRAL		0- 0		0- 0		0- 0

RPI 1-25				RPI 26-50				RPI 51-100				RPI 101+ Team's RPI: 213			
RPI	S	Opponent	Score	RPI	S	Opponent	Score	RPI	S	Opponent	Score	RPI	S	Opponent	Score
				31	H	Dayton	59 66	59	H	Fordham	38 43	101	A	George Mason	56 77
				40	H	Qui nni pi ac	65 81	73	H	Duquesne	70 78	114	N	Bethune-Cookman	50 63
								82	H	Navy	56 76	131	H	Saint Louis	61 79
								96	N	Wright St.	69 85	160	H	William & Mary	64 78
								97	H	Wake Forest	81 85	162	N	Florida	80 87
												164	A	Saint Joseph' s	72 81
												170	H	Davi dson	65 68
												180	A	Stetson	67 72
												187	A	East Carol ina	65 64
												199	A	Col umbi a	85 79
												242	A	La Salle	60 57
												242	H	La Salle	77 51
												250	A	St. Bonaventure	79 57
												259	A	Fairfield	72 67
												270	A	Massachusetts	51 39
												270	H	Massachusetts	49 58
												281	A	Ol d Domi ni on	54 45
												283	A	VCU	77 68
												283	H	VCU	59 54
												329	A	Rhode Island	74 53
												343	N	Savannah St.	100 63

LAST 12 Di vi si on I GAMES:															
				270	H	Massachusetts	49 58	283	A	VCU	77 68				
				283	H	VCU	59 54	31	H	Dayton	59 66				
				250	A	St. Bonaventure	79 57	59	H	Fordham	38 43				
				242	A	La Salle	60 57	101	A	George Mason	56 77				
				73	H	Duquesne	70 78	170	H	Davi dson	65 68				
				270	A	Massachusetts	51 39	164	A	Saint Joseph' s	72 81				

R
i
c
h
m
o
n
d

Non-Di v I Games:

Ri chmond

Loss, Non-Conf, S Site, H Home A Away N Neutral

Average RPI Win:	296	WON-LOST	WINNING	LAST 10	STRENGTH OF	OPP. STRENGTH	TEAM	ADJ.	CONF.	ADJ CONF.
Average RPI Loss:	174	RECORD	PCT. RANK	GAMES	SCHEDULE	OF SCHEDULE	RPI	RPI	RPI	RPI
DIV. I ONLY	12- 16	214	5- 5	317	302	273	273	28	28	
DIV. I NON-CONF.	3- 8	268	0- 0	275	298	281	281	25	25	

TOTALS	RPI 1-25	RPI 26-50	W-L RECORDS	RPI 51-100	RPI 101-999	RPI 201+				
12- 16	0- 0	0- 2	OVERALL	0- 1	12- 13	12- 6				
6- 7	0- 0	0- 1	HOME	0- 0	6- 6	6- 2				
6- 8	0- 0	0- 1	AWAY	0- 1	6- 6	6- 4				
0- 1	0- 0	0- 0	NEUTRAL	0- 0	0- 1	0- 0				
3- 8	0- 0	0- 0	NON-CONFERENCE	0- 1	3- 7	3- 3				
1- 3	0- 0	0- 0	HOME	0- 0	1- 3	1- 1				
2- 4	0- 0	0- 0	AWAY	0- 1	2- 3	2- 2				
0- 1	0- 0	0- 0	NEUTRAL	0- 0	0- 1	0- 0				
9- 8	0- 0	0- 2	CONFERENCE	0- 0	9- 6	9- 3				
5- 4	0- 0	0- 1	HOME	0- 0	5- 3	5- 1				
4- 4	0- 0	0- 1	AWAY	0- 0	4- 3	4- 2				
0- 0	0- 0	0- 0	NEUTRAL	0- 0	0- 0	0- 0				

RPI	S	Opponent	Score	RPI	S	Opponent	Score	RPI	S	Opponent	Score	RPI	S	Opponent	Score
40	A	Quinnipiac	66 73	40	H	Quinnipiac	59 80	82	A	Navy	44 63	106	H	Bucknell	71 76
												119	A	Seton Hall	49 85
												149	H	Binghamton	54 76
												158	A	Marist	67 68
												158	H	Marist	69 80
												187	N	East Carolina	63 66
												191	H	Siena	67 71
												222	A	Lafayette	45 60
												236	H	Holy Cross	56 83
												242	A	La Salle	76 55
												246	A	Niagara	61 69
												246	H	Niagara	65 58
												248	H	Manhattan	67 51
												259	A	Fairfield	61 45
												259	H	Fairfield	57 68
												285	A	Canisius	62 54
												285	H	Canisius	70 54
												288	A	Mt. St. Mary's	78 82
												290	H	Vermont	64 49
												299	A	Monmouth	56 63
												335	A	Iona	62 49
												335	H	Iona	80 53
												336	A	NJIT	79 64
												348	A	Saint Peter's	57 52
												348	H	Saint Peter's	62 52

LAST 12 Division I GAMES:															
40	H	Quinnipiac	59 80	248	H	Manhattan	67 51								
285	A	Canisius	62 54	259	H	Fairfield	57 68								
246	A	Niagara	61 69	335	A	Iona	62 49								
335	H	Iona	80 53	158	A	Marist	67 68								
348	H	Saint Peter's	62 52	246	H	Niagara	65 58								
299	A	Monmouth	56 63	40	A	Quinnipiac	66 73								

Non-Div I Games:

Rider

Average RPI Win:	259	WON-LOST	WINNING	LAST 10	STRENGTH OF	OPP. STRENGTH	TEAM	ADJ.	CONF.	ADJ CONF.
Average RPI Loss:	162	RECORD	PCT. RANK	GAMES	SCHEDULE	OF SCHEDULE	RPI	RPI	RPI	RPI
DIV. I ONLY	18- 6	46	8- 2	310	278	130	130	29	29	
DIV. I NON-CONF.	6- 4	122	0- 0	320	134	216	216	29	29	

TOTALS	RPI 1-25	RPI 26-50	W-L RECORDS	RPI 51-100	RPI 101-999	RPI 201+				
18- 6	0- 0	0- 0	OVERALL	0- 1	18- 5	15- 2				
10- 2	0- 0	0- 0	HOME	0- 0	10- 2	8- 1				
8- 3	0- 0	0- 0	AWAY	0- 1	8- 2	7- 1				
0- 1	0- 0	0- 0	NEUTRAL	0- 0	0- 1	0- 0				
6- 4	0- 0	0- 0	NON-CONFERENCE	0- 1	6- 3	4- 1				
3- 2	0- 0	0- 0	HOME	0- 0	3- 2	2- 1				
3- 1	0- 0	0- 0	AWAY	0- 1	3- 0	2- 0				
0- 1	0- 0	0- 0	NEUTRAL	0- 0	0- 1	0- 0				
12- 2	0- 0	0- 0	CONFERENCE	0- 0	12- 2	11- 1				
7- 0	0- 0	0- 0	HOME	0- 0	7- 0	6- 0				
5- 2	0- 0	0- 0	AWAY	0- 0	5- 2	5- 1				
0- 0	0- 0	0- 0	NEUTRAL	0- 0	0- 0	0- 0				

RPI 1-25				RPI 26-50				RPI 51-100				RPI 101+				Team's RPI: 130
RPI	S	Opponent	Score	RPI	S	Opponent	Score	RPI	S	Opponent	Score	RPI	S	Opponent	Score	
								70	A	Michigan St.	58	100				
												122	A	Saint Francis (PA)	47	68
												122	H	Saint Francis (PA)	63	62
												144	N	San Francisco	45	57
												147	A	Cal Poly	66	50
												156	H	Kent St.	31	46
												168	H	Youngstown St.	84	52
												210	H	Bowling Green	62	64
												222	H	Lafayette	63	42
												256	A	Northern Ky.	59	50
												267	A	St. Francis Brooklyn	47	49
												267	H	St. Francis Brooklyn	59	36
												268	A	Sacred Heart	91	57
												268	H	Sacred Heart	60	49
												269	A	Fairleigh Dickinson	77	68
												269	H	Fairleigh Dickinson	62	49
												286	A	LIU Brooklyn	55	44
												286	H	LIU Brooklyn	60	53
												287	H	Bryant	72	49
												288	A	Mt. St. Mary's	77	68
												296	H	Central Conn. St.	66	47
												299	H	Monmouth	56	38
												331	A	Delaware St.	65	42
												334	A	Wagner	58	52
LAST 12 Division I GAMES:																
268	H	Sacred Heart	60	49	287	H	Bryant	72	49							
269	H	Fairleigh Dickinson	62	49	288	A	Mt. St. Mary's	77	68							
267	A	St. Francis Brooklyn	47	49	334	A	Wagner	58	52							
286	A	LIU Brooklyn	55	44	122	H	Saint Francis (PA)	63	62							
122	A	Saint Francis (PA)	47	68	267	H	St. Francis Brooklyn	59	36							
296	H	Central Conn. St.	66	47	286	H	LIU Brooklyn	60	53							

Non-Div I Games: Clarion 67 60

Robert Morris

Average RPI Win: 107

Average RPI Loss: 43

WON-LOST
RECORDWINNING
PCT. RANKLAST 10
GAMESSTRENGTH OF
SCHEDULEOPP. STRENGTH
OF SCHEDULETEAM
RPIADJ.
RPICONF.
RPIADJ CONF.
RPI

DIV. I ONLY	19- 10	85	3- 7	13	11	33	33	3	3
DIV. I NON-CONF.	12- 2	21	0- 0	33	20	13	13	4	4

TOTALS	RPI 1-25	RPI 26-50	W-L RECORDS	RPI 51-100	RPI 101-999	RPI 201+			
19- 10	1- 5	5- 1	OVERALL	5- 3	8- 1	2- 0			
13- 3	1- 2	5- 0	HOME	3- 1	4- 0	2- 0			
5- 5	0- 2	0- 1	AWAY	2- 2	3- 0	0- 0			
1- 2	0- 1	0- 0	NEUTRAL	0- 0	1- 1	0- 0			
12- 2	1- 1	2- 0	NON-CONFERENCE	3- 0	6- 1	1- 0			
8- 0	1- 0	2- 0	HOME	2- 0	3- 0	1- 0			
3- 0	0- 0	0- 0	AWAY	1- 0	2- 0	0- 0			
1- 2	0- 1	0- 0	NEUTRAL	0- 0	1- 1	0- 0			
7- 8	0- 4	3- 1	CONFERENCE	2- 3	2- 0	1- 0			
5- 3	0- 2	3- 0	HOME	1- 1	1- 0	1- 0			
2- 5	0- 2	0- 1	AWAY	1- 2	1- 0	0- 0			
0- 0	0- 0	0- 0	NEUTRAL	0- 0	0- 0	0- 0			

RPI 1-25				RPI 26-50				Team's RPI: 33				RPI 51-100				RPI 101+			
RPI	S	Opponent	Score	RPI	S	Opponent	Score	RPI	S	Opponent	Score	RPI	S	Opponent	Score	RPI	S	Opponent	Score
7	A	Ohio St.	68 90	34	H	Princeton	70 50	52	A	Indiana	58 64	103	N	Washington St.	60 63				
13	N	South Carolina	68 78	35	H	Virginia	52 43	55	H	Houston	75 57	110	N	Western Mich.	75 64				
18	H	Iowa	67 77	38	H	Michigan	63 56	61	H	Nebraska	42 52	119	H	Seton Hall	70 45				
21	H	NC State	57 53	44	A	Purdue	33 47	70	A	Michigan St.	61 58	139	A	Charlotte	77 54				
22	A	Maryland	60 88	44	H	Purdue	58 50	71	A	James Madison	76 63	189	A	Wisconsin	63 50				
22	H	Maryland	54 72	45	H	Minnesota	80 70	83	A	Penn St.	67 70	191	H	Siena	59 47				
								83	H	Penn St.	70 65	193	A	Temple	84 67				
								97	H	Wake Forest	65 51	221	H	Illinois	76 37				
												269	H	Fairleigh Dickinson	101 35				
LAST 12 Division I GAMES:																			
18	H	Iowa	67 77	52	A	Indiana	58 64												
189	A	Wisconsin	63 50	61	H	Nebraska	42 52												
22	H	Maryland	54 72	83	A	Penn St.	67 70												
7	A	Ohio St.	68 90	45	H	Minnesota	80 70												
38	H	Michigan	63 56	44	A	Purdue	33 47												
22	A	Maryland	60 88	83	H	Penn St.	70 65												

Non-Div I Games:

Rutgers

S
F
AS
F
A

SFA

Page 241

S
I
U
E

SIUE				Through Games Of Feb. 23, 2018							
Average RPI	Win:	254	WON-LOST	WINNING	LAST 10	STRENGTH OF	OPP. STRENGTH	TEAM	ADJ.	CONF.	ADJ CONF.
Average RPI	Loss:	123	RECORD	PCT. RANK	GAMES	SCHEDULE	OF SCHEDULE	RPI	RPI	RPI	RPI
DIV. I ONLY			16- 12	131	7- 3	163	255	143	143	25	25
DIV. I NON-CONF.			3- 8	268	0- 0	85	87	223	223	27	27

TOTALS		RPI 1-25		RPI 26-50		W-L RECORDS		RPI 51-100	RPI 101-999	RPI 201+	
16- 12		0- 1		0- 1		OVERALL		0- 4	16- 6	11- 3	
10- 4		0- 0		0- 1		HOME		0- 1	10- 2	7- 0	
6- 7		0- 1		0- 0		AWAY		0- 3	6- 3	4- 2	
0- 1		0- 0		0- 0		NEUTRAL		0- 0	0- 1	0- 1	
3- 8		0- 1		0- 1		NON-CONFERENCE		0- 2	3- 4	1- 2	
2- 3		0- 0		0- 1		HOME		0- 0	2- 2	1- 0	
1- 4		0- 1		0- 0		AWAY		0- 2	1- 1	0- 1	
0- 1		0- 0		0- 0		NEUTRAL		0- 0	0- 1	0- 1	
13- 4		0- 0		0- 0		CONFERENCE		0- 2	13- 2	10- 1	
8- 1		0- 0		0- 0		HOME		0- 1	8- 0	6- 0	
5- 3		0- 0		0- 0		AWAY		0- 1	5- 2	4- 1	
0- 0		0- 0		0- 0		NEUTRAL		0- 0	0- 0	0- 0	

S
I
U
E

RPI 1-25				RPI 26-50				RPI 51-100				RPI 101+ Team's RPI: 143			
RPI	S	Opponent	Score	RPI	S	Opponent	Score	RPI	S	Opponent	Score	RPI	S	Opponent	Score
17	A	Missouri	48 78	27	H	Central Mich.	56 94	54	A	FGCU	49 66	126	H	Northern Ill.	75 86
								61	A	Nebraska	53 62	131	H	Saint Louis	79 72
								65	A	Belmont	64 86	159	A	Southern Ill.	57 53
								65	H	Belmont	55 72	179	H	Jacksonville St.	65 41
												180	H	Stetson	61 65
												184	A	Morehead St.	66 51
												197	A	UT Martin	64 72
												197	H	UT Martin	73 70
												215	A	Southeast Mo. St.	62 72
												215	H	Southeast Mo. St.	65 57
												216	N	Akron	58 59
												240	A	Austin Peay	61 38
												240	H	Austin Peay	67 55
												252	A	Illinois St.	47 62
												294	A	Murray St.	75 70
												294	H	Murray St.	77 68
												297	H	Air Force	76 40
												312	H	Tennessee Tech	65 58
												314	A	Eastern Ky.	62 60
												333	A	Tennessee St.	88 76
												333	H	Tennessee St.	74 63
												347	H	Eastern Ill.	62 52

LAST 12 Division I GAMES:															
240	H	Austin Peay	67 55	312	H	Tennessee Tech	65 58								
215	A	Southeast Mo. St.	62 72	65	A	Belmont	64 86								
197	A	UT Martin	64 72	333	A	Tennessee St.	88 76								
294	H	Murray St.	77 68	197	H	UT Martin	73 70								
347	H	Eastern Ill.	62 52	215	H	Southeast Mo. St.	65 57								
179	H	Jacksonville St.	65 41	333	H	Tennessee St.	74 63								

Non-Div I Games:

SIUE

Average RPI Win:	212	WON-LOST	WINNING	LAST 10	STRENGTH OF	OPP. STRENGTH	TEAM	ADJ.	CONF.	ADJ CONF.
Average RPI Loss:	147	RECORD	PCT. RANK	GAMES	SCHEDULE	OF SCHEDULE	RPI	RPI	RPI	RPI
DIV. I ONLY	4- 21	323	2- 8	107	209	289	289	19	19	
DIV. I NON-CONF.	1- 9	318	0- 0	73	73	249	249	13	13	

TOTALS	RPI 1-25	RPI 26-50	W-L RECORDS	RPI 51-100	RPI 101-999	RPI 201+				
4- 21	0- 0	0- 1	OVERALL	0- 4	4- 16	3- 4				
3- 5	0- 0	0- 0	HOME	0- 0	3- 5	2- 1				
0- 14	0- 0	0- 1	AWAY	0- 3	0- 10	0- 3				
1- 2	0- 0	0- 0	NEUTRAL	0- 1	1- 1	1- 0				
1- 9	0- 0	0- 1	NON-CONFERENCE	0- 4	1- 4	1- 1				
0- 0	0- 0	0- 0	HOME	0- 0	0- 0	0- 0				
0- 7	0- 0	0- 1	AWAY	0- 3	0- 3	0- 1				
1- 2	0- 0	0- 0	NEUTRAL	0- 1	1- 1	1- 0				
3- 12	0- 0	0- 0	CONFERENCE	0- 0	3- 12	2- 3				
3- 5	0- 0	0- 0	HOME	0- 0	3- 5	2- 1				
0- 7	0- 0	0- 0	AWAY	0- 0	0- 7	0- 2				
0- 0	0- 0	0- 0	NEUTRAL	0- 0	0- 0	0- 0				

RPI 1-25				RPI 26-50				RPI 51-100				RPI 101+				Team's RPI: 289
RPI	S	Opponent	Score	RPI	S	Opponent	Score	RPI	S	Opponent	Score	RPI	S	Opponent	Score	
				48	A	Arizona St.	58 106	51	N	Miami (FL)	56 82	126	N	Northern Ill.	75 84	
								64	A	West Virginia	47 101	129	A	Idaho St.	71 83	
								68	A	UC Davis	72 79	129	H	Idaho St.	71 85	
								92	A	Kentucky	70 101	133	A	Portland St.	73 74	
												133	H	Portland St.	72 81	
												137	A	Idaho	66 101	
												137	H	Idaho	79 64	
												144	A	San Francisco	76 90	
												154	A	Eastern Wash.	76 83	
												154	H	Eastern Wash.	72 83	
												171	A	Weber St.	73 86	
												171	H	Weber St.	56 78	
												184	A	Morehead St.	71 75	
												219	A	Nevada	68 95	
												228	A	Montana St.	50 85	
												228	H	Montana St.	88 77	
												238	N	UC Riverside	99 72	
												244	A	Montana	59 68	
												244	H	Montana	79 64	
												303	H	Northern Ariz.	90 95	
LAST 12 Division I GAMES:																
				303	H	Northern Ariz.	90 95	154	A	Eastern Wash.	76 83					
				171	A	Weber St.	73 86	133	H	Portland St.	72 81					
				129	A	Idaho St.	71 83	129	H	Idaho St.	71 85					
				244	H	Montana	79 64	171	H	Weber St.	56 78					
				228	H	Montana St.	88 77	228	A	Montana St.	50 85					
				137	A	Idaho	66 101	244	A	Montana	59 68					

Non-Div I Games: Antelope Valley 95 62

Sacramento St.

Average RPI Win:	265	WON-LOST	WINNING	LAST 10	STRENGTH OF	OPP. STRENGTH	TEAM	ADJ.	CONF.	ADJ CONF.
Average RPI Loss:	203	RECORD	PCT. RANK	GAMES	SCHEDULE	OF SCHEDULE	RPI	RPI	RPI	RPI
DIV. I ONLY	10- 16	234	4- 6	285	321	268	268	29	29	
DIV. I NON-CONF.	4- 7	226	0- 0	212	291	244	244	29	29	

TOTALS	RPI 1-25	RPI 26-50	W-L RECORDS	RPI 51-100	RPI 101-999	RPI 201+				
10- 16	0- 1	0- 0	OVERALL	0- 1	10- 14	8- 8				
5- 6	0- 0	0- 0	HOME	0- 0	5- 6	4- 3				
5- 10	0- 1	0- 0	AWAY	0- 1	5- 8	4- 5				
0- 0	0- 0	0- 0	NEUTRAL	0- 0	0- 0	0- 0				
4- 7	0- 1	0- 0	NON-CONFERENCE	0- 1	4- 5	3- 2				
3- 2	0- 0	0- 0	HOME	0- 0	3- 2	2- 1				
1- 5	0- 1	0- 0	AWAY	0- 1	1- 3	1- 1				
0- 0	0- 0	0- 0	NEUTRAL	0- 0	0- 0	0- 0				
6- 9	0- 0	0- 0	CONFERENCE	0- 0	6- 9	5- 6				
2- 4	0- 0	0- 0	HOME	0- 0	2- 4	2- 2				
4- 5	0- 0	0- 0	AWAY	0- 0	4- 5	3- 4				
0- 0	0- 0	0- 0	NEUTRAL	0- 0	0- 0	0- 0				

RPI 1-25				RPI 26-50				RPI 51-100				RPI 101+ Team's RPI: 268			
RPI	S	Opponent	Score	RPI	S	Opponent	Score	RPI	S	Opponent	Score	RPI	S	Opponent	Score
8	A	Florida St.	52 101					69	A	Harvard	62 70	122	A	Saint Francis (PA)	69 68
												122	H	Saint Francis (PA)	48 89
												130	A	Robert Morris	49 60
												130	H	Robert Morris	57 91
												172	A	Brown	77 102
												185	H	New Hampshire	47 74
												191	A	Siena	57 62
												198	H	Lehigh	65 55
												206	H	Providence	78 75
												239	H	Hofstra	81 86
												248	H	Manhattan	65 61
												267	A	St. Francis Brooklyn	48 63
												269	A	Fairleigh Dickinson	59 69
												286	A	LIU Brooklyn	50 46
												287	A	Bryant	56 60
												287	H	Bryant	73 81
												288	A	Mt. St. Mary's	82 52
												288	H	Mt. St. Mary's	56 44
												296	A	Central Conn. St.	59 69
												296	H	Central Conn. St.	71 73
												299	A	Monmouth	64 69
												334	A	Wagner	72 55
												334	H	Wagner	61 49
												342	A	Florida A&M	73 68
LAST 12 Division I GAMES:															
130	A	Robert Morris	49 60	267	A	St. Francis Brooklyn	48 63								
122	A	Saint Francis (PA)	69 68	286	A	LIU Brooklyn	50 46								
288	H	Mt. St. Mary's	56 44	269	A	Fairleigh Dickinson	59 69								
334	H	Wagner	61 49	287	H	Bryant	73 81								
287	A	Bryant	56 60	296	A	Central Conn. St.	59 69								
296	H	Central Conn. St.	71 73	334	A	Wagner	72 55								

Non-Div I Games:

Sacred Heart

Average RPI Win:	259	WON-LOST	WINNING	LAST 10	STRENGTH OF	OPP. STRENGTH	TEAM	ADJ.	CONF.	ADJ CONF.
Average RPI Loss:	144	RECORD	PCT. RANK	GAMES	SCHEDULE	OF SCHEDULE	RPI	RPI	RPI	RPI
DIV. I ONLY	16- 9	96	8- 2	185	300	122	122	29	29	
DIV. I NON-CONF.	4- 7	226	0- 0	145	147	173	173	29	29	

TOTALS	RPI 1-25	RPI 26-50	W-L RECORDS	RPI 51-100	RPI 101-999	RPI 201+				
16- 9	0- 0	0- 1	OVERALL	0- 2	16- 6	13- 2				
8- 2	0- 0	0- 0	HOME	0- 0	8- 2	6- 1				
7- 6	0- 0	0- 1	AWAY	0- 2	7- 2	6- 0				
1- 1	0- 0	0- 0	NEUTRAL	0- 0	1- 1	1- 1				
4- 7	0- 0	0- 1	NON-CONFERENCE	0- 2	4- 4	2- 1				
1- 1	0- 0	0- 0	HOME	0- 0	1- 1	0- 0				
2- 5	0- 0	0- 1	AWAY	0- 2	2- 2	1- 0				
1- 1	0- 0	0- 0	NEUTRAL	0- 0	1- 1	1- 1				
12- 2	0- 0	0- 0	CONFERENCE	0- 0	12- 2	11- 1				
7- 1	0- 0	0- 0	HOME	0- 0	7- 1	6- 1				
5- 1	0- 0	0- 0	AWAY	0- 0	5- 1	5- 0				
0- 0	0- 0	0- 0	NEUTRAL	0- 0	0- 0	0- 0				

RPI 1-25				RPI 26-50				RPI 51-100				RPI 101+ Team's RPI: 122			
RPI	S	Opponent	Score	RPI	S	Opponent	Score	RPI	S	Opponent	Score	RPI	S	Opponent	Score
				43	A	Gonzaga	74 97	63	A	Toledo	66 74	128	A	Cincinnati	77 73
								73	A	Duquesne	68 87	130	A	Robert Morris	62 63
												130	H	Robert Morris	68 47
												146	A	Boise St.	59 87
												160	H	William & Mary	86 92
												168	H	Youngstown St.	79 65
												199	A	Columbia	81 94
												215	N	Southeast Mo. St.	50 82
												267	A	St. Francis Brooklyn	94 71
												267	H	St. Francis Brooklyn	90 75
												268	A	Sacred Heart	89 48
												268	H	Sacred Heart	68 69
												269	A	Fairleigh Dickinson	80 56
												269	H	Fairleigh Dickinson	80 61
												281	N	Old Dominion	79 68
												286	A	LIU Brooklyn	85 54
												286	H	LIU Brooklyn	101 71
												287	H	Bryant	87 69
												288	H	Mt. St. Mary's	92 88
												296	H	Central Conn. St.	87 59
												317	A	Portland	106 101
												334	A	Wagner	79 76

LAST 12 Division I GAMES:															
				269	H	Fairleigh Dickinson	80 61	296	H	Central Conn. St.	87 59				
				268	H	Sacred Heart	68 69	334	A	Wagner	79 76				
				286	A	LIU Brooklyn	85 54	288	H	Mt. St. Mary's	92 88				
				267	A	St. Francis Brooklyn	94 71	130	A	Robert Morris	62 63				
				130	H	Robert Morris	68 47	286	H	LIU Brooklyn	101 71				
				287	H	Bryant	87 69	267	H	St. Francis Brooklyn	90 75				

Non-Div I Games: Seton Hill 103 71

Saint Francis (PA)

Average RPI Win:	228	WON-LOST	WINNING	LAST 10	STRENGTH OF	OPP. STRENGTH	TEAM	ADJ.	CONF.	ADJ CONF.
Average RPI Loss:	117	RECORD	PCT. RANK	GAMES	SCHEDULE	OF SCHEDULE	RPI	RPI	RPI	RPI
DIV. I ONLY	14- 13	167	5- 5	182	149	164	164	12	12	
DIV. I NON-CONF.	5- 7	212	0- 0	160	172	174	174	10	10	

TOTALS	RPI 1-25	RPI 26-50	W-L RECORDS	RPI 51-100	RPI 101-999	RPI 201+				
14- 13	0- 0	0- 4	OVERALL	2- 3	12- 6	10- 2				
6- 6	0- 0	0- 2	HOME	0- 3	6- 1	6- 0				
8- 6	0- 0	0- 1	AWAY	2- 0	6- 5	4- 2				
0- 1	0- 0	0- 1	NEUTRAL	0- 0	0- 0	0- 0				
5- 7	0- 0	0- 3	NON-CONFERENCE	1- 1	4- 3	3- 1				
2- 2	0- 0	0- 1	HOME	0- 1	2- 0	2- 0				
3- 4	0- 0	0- 1	AWAY	1- 0	2- 3	1- 1				
0- 1	0- 0	0- 1	NEUTRAL	0- 0	0- 0	0- 0				
9- 6	0- 0	0- 1	CONFERENCE	1- 2	8- 3	7- 1				
4- 4	0- 0	0- 1	HOME	0- 2	4- 1	4- 0				
5- 2	0- 0	0- 0	AWAY	1- 0	4- 2	3- 1				
0- 0	0- 0	0- 0	NEUTRAL	0- 0	0- 0	0- 0				

RPI	S	Opponent	Score	RPI	S	Opponent	Score	RPI	S	Opponent	Score	RPI	S	Opponent	Score	Team's RPI: 164
28	A	Villanova	44 79	71	A	James Madison	73 66	101	H	George Mason	57 65	106	A	Bucknell	77 53	
31	H	Dayton	59 65	73	A	Duquesne	69 50	131	A	Saint Louis	73 96	162	A	Florida	51 71	
34	N	Princeton	54 63	73	H	Duquesne	42 61	170	A	Davidson	64 62	193	A	Temple	66 69	
47	H	Drexel	58 65	75	H	Penn	50 57	213	H	Richmond	81 72	242	A	La Salle	75 64	
				88	H	George Washington	46 49	242	H	La Salle	70 49	246	A	Niagara	93 69	

LAST 12 Division I GAMES:																
88	H	George Washington	46 49	283	A	VCU	54 56	329	H	Rhode Island	64 46	347	H	Eastern Ill.	80 62	
242	H	La Salle	70 49	242	A	La Salle	75 64	348	H	Saint Peter's	87 58					
170	A	Davidson	64 62	73	H	Duquesne	42 61									
73	A	Duquesne	69 50	131	A	Saint Louis	73 96									
329	H	Rhode Island	64 46	270	A	Massachusetts	84 79									
101	H	George Mason	57 65	213	H	Richmond	81 72									

Non-Div I Games:

Saint Joseph's

Average RPI Win:	186	WON-LOST	WINNING	LAST 10	STRENGTH OF	OPP. STRENGTH	TEAM	ADJ.	CONF.	ADJ CONF.
Average RPI Loss:	105	RECORD	PCT. RANK	GAMES	SCHEDULE	OF SCHEDULE	RPI	RPI	RPI	RPI
DIV. I ONLY	14- 14	172	5- 5	127	94	131	131	12	12	
DIV. I NON-CONF.	6- 7	184	0- 0	129	22	145	145	10	10	

TOTALS	RPI 1-25	RPI 26-50	W-L RECORDS	RPI 51-100	RPI 101-999	RPI 201+				
14- 14	0- 2	0- 2	OVERALL	2- 3	12- 7	6- 2				
8- 4	0- 0	0- 0	HOME	1- 2	7- 2	3- 0				
4- 9	0- 1	0- 1	AWAY	1- 1	3- 1	3- 0				
2- 1	0- 0	0- 1	NEUTRAL	0- 0	2- 0	0- 0				
6- 7	0- 2	0- 1	NON-CONFERENCE	0- 0	6- 4	2- 0				
3- 2	0- 0	0- 0	HOME	0- 0	3- 2	1- 0				
1- 4	0- 2	0- 0	AWAY	0- 0	1- 2	1- 0				
2- 1	0- 0	0- 1	NEUTRAL	0- 0	2- 0	0- 0				
8- 7	0- 0	0- 1	CONFERENCE	2- 3	6- 3	4- 2				
5- 2	0- 0	0- 0	HOME	1- 2	4- 0	2- 0				
3- 5	0- 0	0- 1	AWAY	1- 1	2- 3	2- 2				
0- 0	0- 0	0- 0	NEUTRAL	0- 0	0- 0	0- 0				

RPI 1-25				RPI 26-50				RPI 51-100				RPI 101+				Team's RPI: 131
RPI	S	Opponent	Score	RPI	S	Opponent	Score	RPI	S	Opponent	Score	RPI	S	Opponent	Score	
17	A	Missouri	58 70	29	N	LSU	59 71	59	A	Fordham	63 66	101	A	George Mason	72 81	
23	A	DePaul	78 86	31	A	Dayton	76 101	59	H	Fordham	91 85	102	H	Little Rock	48 45	
								73	H	Duquesne	66 76	103	A	Washington St.	63 85	
								88	A	George Washington	72 69	107	N	Cleveland St.	80 64	
								88	H	George Washington	58 71	134	H	Vanderbilt	69 74	
												142	H	Loyola Marymount	60 62	
												143	A	SIUE	72 79	
												155	N	Ole Miss	79 64	
												164	H	Saint Joseph's	96 73	
												170	H	Davidson	88 72	
												177	H	Tulsa	77 66	
												213	A	Richmond	79 61	
												242	A	La Salle	76 87	
												250	H	St. Bonaventure	78 55	
												259	A	Indiana St.	60 59	
												261	H	Lipscomb	101 57	
												270	H	Massachusetts	64 63	
												283	A	VCU	84 88	
												329	A	Rhode Island	70 66	

LAST 12 Division I GAMES:																
283	A	VCU	84 88	59	H	Fordham	91 85									
88	H	George Washington	58 71	88	A	George Washington	72 69									
73	H	Duquesne	66 76	101	A	George Mason	72 81									
329	A	Rhode Island	70 66	164	H	Saint Joseph's	96 73									
242	A	La Salle	76 87	270	H	Massachusetts	64 63									
170	H	Davidson	88 72	31	A	Dayton	76 101									

Non-Div I Games:

Saint Louis

Average RPI Win:	172	WON-LOST	WINNING	LAST 10	STRENGTH OF	OPP. STRENGTH	TEAM	ADJ.	CONF.	ADJ CONF.
Average RPI Loss:	116	RECORD	PCT. RANK	GAMES	SCHEDULE	OF SCHEDULE	RPI	RPI	RPI	RPI
DIV. I ONLY	19- 9	74	7- 3	98	103	76	76	14	14	
DIV. I NON-CONF.	7- 4	102	0- 0	48	38	51	51	12	12	

TOTALS	RPI 1-25	RPI 26-50	W-L RECORDS	RPI 51-100	RPI 101-999	RPI 201+				
19- 9	0- 0	1- 3	OVERALL	1- 2	17- 4	4- 1				
11- 3	0- 0	0- 1	HOME	1- 1	10- 1	3- 0				
6- 6	0- 0	1- 2	AWAY	0- 1	5- 3	1- 1				
2- 0	0- 0	0- 0	NEUTRAL	0- 0	2- 0	0- 0				
7- 4	0- 0	0- 2	NON-CONFERENCE	1- 2	6- 0	0- 0				
4- 1	0- 0	0- 0	HOME	1- 1	3- 0	0- 0				
1- 3	0- 0	0- 2	AWAY	0- 1	1- 0	0- 0				
2- 0	0- 0	0- 0	NEUTRAL	0- 0	2- 0	0- 0				
12- 5	0- 0	1- 1	CONFERENCE	0- 0	11- 4	4- 1				
7- 2	0- 0	0- 1	HOME	0- 0	7- 1	3- 0				
5- 3	0- 0	1- 0	AWAY	0- 0	4- 3	1- 1				
0- 0	0- 0	0- 0	NEUTRAL	0- 0	0- 0	0- 0				

RPI 1-25				RPI 26-50				RPI 51-100				RPI 101+			
RPI	S	Opponent	Score	RPI	S	Opponent	Score	RPI	S	Opponent	Score	RPI	S	Opponent	Score
				37	A	Cal i forn i a	80 87	52	H	Ind i ana	88 82	103	H	Wash ington St.	81 75
				43	A	Gonzaga	72 56	68	H	UC Dav i s	50 74	142	A	Loyol a Marymount	57 69
				43	H	Gonzaga	65 73	99	A	Utah	63 74	142	H	Loyol a Marymount	65 75
				44	A	Purdue	60 70					144	A	San Franci sco	73 59
												144	H	San Franci sco	72 64
												146	A	Boi se St.	74 72
												147	H	Cal Poly	82 64
												148	A	BYU	54 63
												148	H	BYU	57 49
												154	N	Eastern Wash.	76 56
												176	A	San Di ego	75 53
												176	H	San Di ego	66 57
												183	A	Paci fi c	70 69
												183	H	Paci fi c	96 88
												196	H	UC Santa Barbara	89 59
												197	N	UT Martin	69 58
												234	A	Pepperdi ne	82 75
												234	H	Pepperdi ne	75 62
												284	H	Santa Clara	59 46
												317	A	Portl and	65 68
												317	H	Portl and	77 49
LAST 12 Division I GAMES:															
				234	A	Pepperdi ne	82 75	144	A	San Franci sco	73 59				
				317	H	Portl and	77 49	317	A	Portl and	65 68				
				144	H	San Franci sco	72 64	148	A	BYU	54 63				
				43	A	Gonzaga	72 56	183	H	Paci fi c	96 88				
				142	H	Loyol a Marymount	65 75	43	H	Gonzaga	65 73				
				176	H	San Di ego	66 57	234	H	Pepperdi ne	75 62				

Non-Div I Games:

Saint Mary's (CA)

Saint Peter's

Through Games Of Feb. 23, 2018

Average RPI Win:	244	WON-LOST	WINNING	LAST 10	STRENGTH OF	OPP. STRENGTH	TEAM	ADJ.	CONF.	ADJ CONF.
Average RPI Loss:	243	RECORD	PCT. RANK	GAMES	SCHEDULE	OF SCHEDULE	RPI	RPI	RPI	RPI
DIV. I ONLY	4- 24	328	1- 9	344	332	348	348	28	28	
DIV. I NON-CONF.	3- 8	268	0- 0	306	340	313	313	25	25	

TOTALS	RPI 1-25	RPI 26-50	W-L RECORDS	RPI 51-100	RPI 101-999	RPI 201+				
4- 24	0- 0	0- 1	OVERALL	0- 0	4- 23	3- 18				
2- 11	0- 0	0- 0	HOME	0- 0	2- 11	2- 8				
1- 13	0- 0	0- 1	AWAY	0- 0	1- 11	1- 9				
1- 0	0- 0	0- 0	NEUTRAL	0- 0	1- 0	0- 0				
3- 8	0- 0	0- 0	NON-CONFERENCE	0- 0	3- 8	2- 5				
1- 3	0- 0	0- 0	HOME	0- 0	1- 3	1- 2				
1- 5	0- 0	0- 0	AWAY	0- 0	1- 5	1- 3				
1- 0	0- 0	0- 0	NEUTRAL	0- 0	1- 0	0- 0				
1- 16	0- 0	0- 1	CONFERENCE	0- 0	1- 15	1- 13				
1- 8	0- 0	0- 0	HOME	0- 0	1- 8	1- 6				
0- 8	0- 0	0- 1	AWAY	0- 0	0- 7	0- 7				
0- 0	0- 0	0- 0	NEUTRAL	0- 0	0- 0	0- 0				

RPI 1-25				RPI 26-50				RPI 51-100				RPI 101+ Team's RPI: 348			
RPI	S	Opponent	Score	RPI	S	Opponent	Score	RPI	S	Opponent	Score	RPI	S	Opponent	Score
				40	A	Quinnipiac	39 86					117	N	Delaware	90 87
												119	A	Seton Hall	49 91
												125	H	Yale	49 70
												158	H	Marist	53 86
												164	A	Saint Joseph's	58 87
												191	H	Siena	59 62
												222	H	Lafayette	64 61
												246	A	Niagara	54 64
												246	H	Niagara	52 87
												248	A	Manhattan	64 76
												248	H	Manhattan	39 60
												259	A	Fairfield	41 62
												259	H	Fairfield	40 62
												267	H	St. Francis Brooklyn	49 64
												269	A	Fairleigh Dickinson	59 69
												270	A	Massachusetts	65 81
												273	A	Rider	52 62
												273	H	Rider	52 57
												285	A	Canisius	49 52
												285	H	Canisius	53 66
												286	A	LIU Brooklyn	46 57
												299	A	Monmouth	44 51
												299	H	Monmouth	67 47
												335	A	Iona	42 52
												335	H	Iona	31 55
												336	A	NJIT	59 52
												344	H	UMass Lowell	60 66
LAST 12 Division I GAMES:															
				248	H	Manhattan	39 60					191	H	Siena	59 62
				259	H	Fairfield	40 62					335	A	Iona	42 52
				335	H	Iona	31 55					299	H	Monmouth	67 47
				273	A	Rider	52 62					246	H	Niagara	52 87
				285	A	Canisius	49 52					285	H	Canisius	53 66
				246	A	Niagara	54 64					259	A	Fairfield	41 62

Non-Div I Games:

Saint Peter's

■ Loss,
 ■ Non-Conf,
 ■ S Site,
 ■ Home
 ■ A Away
 N Neutral

Average RPI Win:	300	WON-LOST	WINNING	LAST 10	STRENGTH OF	OPP. STRENGTH	TEAM	ADJ.	CONF.	ADJ CONF.
Average RPI Loss:	201	RECORD	PCT. RANK	GAMES	SCHEDULE	OF SCHEDULE	RPI	RPI	RPI	RPI
DIV. I ONLY	2- 21	339	1- 9	237	339	339	339	339	26	26
DIV. I NON-CONF.	1- 6	306	0- 0	64	342	275	275	26	26	

TOTALS	RPI 1-25	RPI 26-50	W-L RECORDS	RPI 51-100	RPI 101-999	RPI 201+				
2- 21	0- 0	0- 1	OVERALL	0- 1	2- 19	2- 13				
1- 10	0- 0	0- 0	HOME	0- 1	1- 9	1- 7				
1- 11	0- 0	0- 0	AWAY	0- 0	1- 2	1- 2				
0- 0	0- 0	0- 0	NEUTRAL	0- 0	0- 0	0- 0				
1- 6	0- 0	0- 1	NON-CONFERENCE	0- 1	1- 4	1- 2				
1- 3	0- 0	0- 0	HOME	0- 1	1- 2	1- 1				
0- 3	0- 0	0- 1	AWAY	0- 0	0- 2	0- 1				
0- 0	0- 0	0- 0	NEUTRAL	0- 0	0- 0	0- 0				
1- 15	0- 0	0- 0	CONFERENCE	0- 0	1- 15	1- 11				
0- 7	0- 0	0- 0	HOME	0- 0	0- 7	0- 6				
1- 8	0- 0	0- 0	AWAY	0- 0	1- 8	1- 5				
0- 0	0- 0	0- 0	NEUTRAL	0- 0	0- 0	0- 0				

RPI 1-25	RPI 26-50	RPI 51-100	RPI 101+	Team's RPI: 339
RPI S Opponent Score	RPI S Opponent Score	RPI S Opponent Score	RPI S Opponent Score	Score
	29 A LSU 58 71	91 H Rice 50 79	109 A SFA 53 75	
			116 A Lamar University 44 91	
			116 H Lamar University 44 68	
			123 A Arkansas 54 65	
			127 A Central Ark. 44 69	
			135 H Texas St. 41 73	
			214 A Southern Miss. 38 58	
			224 A A&M-Corpus Christi 48 62	
			224 H A&M-Corpus Christi 57 67	
			226 A Abilene Christian 65 83	
			226 H Abilene Christian 72 75	
			229 A New Orleans 50 77	
			237 H Nicholls St. 65 70	
			241 H Texas Southern 58 77	
			280 H McNeese 63 66	
			291 A Southeastern La. 57 52	
			304 H Incarnate Word 49 56	
			308 H Jackson St. 74 68	
			323 A Houston Baptist 62 65	
			323 H Houston Baptist 61 69	
			332 A Northwestern St. 60 63	
LAST 12 Division I GAMES:				
229 A New Orleans 50 77	280 H McNeese 63 66	109 A SFA 53 75		
323 A Houston Baptist 62 65	291 A Southeastern La. 57 52	116 A Lamar University 44 91		
237 H Nicholls St. 65 70	332 A Northwestern St. 60 63	224 A A&M-Corpus Christi 48 62		
116 H Lamar University 44 68	323 H Houston Baptist 61 69	226 H Abilene Christian 72 75		

Non-Div I Games: Wiley 80 41 St. Thomas Houston 68 66

Sam Houston St.

Average RPI Win: 229

Average RPI Loss: 112

WON-LOST
RECORDWINNING
PCT. RANKLAST 10
GAMESSTRENGTH OF
SCHEDULEOPP. STRENGTH
OF SCHEDULETEAM
RPIADJ.
RPICONF.
RPIADJ CONF.
RPIDIV. I ONLY
DIV. I NON-CONF.13- 14
7- 7187
1706- 4
0- 0111
66182
166157
126157
12617
1717
17

TOTALS

RPI 1-25

RPI 26-50

W-L RECORDS

RPI 51-100

RPI 101-999

RPI 201+

13- 14 0- 2

10- 3 0- 0

2- 10 0- 0

1- 1 0- 0

0- 0

0- 0

0- 0

0- 0

OVERALL

1- 4

12- 8

9- 1

HOME

1- 1

9- 2

7- 0

AWAY

0- 0

2- 0

2- 0

NEUTRAL

0- 0

1- 1

0- 0

NON-CONFERENCE

1- 2

6- 3

4- 0

HOME

1- 0

5- 1

4- 0

AWAY

0- 2

0- 1

0- 0

NEUTRAL

0- 0

1- 1

0- 0

CONFERENCE

0- 2

6- 5

5- 1

HOME

0- 1

4- 1

3- 0

AWAY

0- 1

2- 4

2- 1

NEUTRAL

0- 0

0- 0

0- 0

RPI 1-25

RPI 26-50

RPI 51-100

RPI 101+

Team's RPI: 157

RPI	S	Opponent	Score
8	A	Florida St.	62 87
18	A	Iowa	59 80

RPI	S	Opponent	Score
-----	---	----------	-------

RPI	S	Opponent	Score
53	H	UCF	58 51
58	A	Mercer	45 48
58	H	Mercer	59 73
65	A	Belmont	46 83
77	A	UAB	53 77

RPI	S	Opponent	Score
108	A	Chattanooga	58 68
121	A	ETSU	48 76
121	H	ETSU	52 64
123	A	Arkansas	63 84
145	H	Colorado	60 71
160	H	Troy	80 73
160	N	Troy	82 76
174	A	Furman	41 45
174	H	Furman	62 58
188	N	UTEP	33 46
209	H	Hampton	66 61
214	H	Southern Miss.	61 56
223	A	UNCG	60 53
223	H	UNCG	56 48
301	A	Wofford	46 58
301	H	Wofford	81 77
306	H	Alabama St.	58 39
310	A	Western Caro.	50 32
310	H	Western Caro.	62 54
329	H	Rhode Island	67 37

LAST 12 Division I GAMES:

121	H	ETSU	52 64
310	A	Western Caro.	50 32
223	A	UNCG	60 53
58	A	Mercer	45 48
174	H	Furman	62 58
301	H	Wofford	81 77

121	A	ETSU	48 76
108	A	Chattanooga	58 68
223	H	UNCG	56 48
310	H	Western Caro.	62 54
58	H	Mercer	59 73
301	A	Wofford	46 58

Non-Div I Games:

AUM

59 46

Samford

Average RPI Win: 216

Average RPI Loss: 156

WON-LOST
RECORDWINNING
PCT. RANKLAST 10
GAMESSTRENGTH OF
SCHEDULEOPP. STRENGTH
OF SCHEDULETEAM
RPIADJ.
RPICONF.
RPIADJ CONF.
RPI

DIV. I ONLY	14- 13	167	4- 6	231	150	176	176	14	14
DIV. I NON-CONF.	6- 4	122	0- 0	290	201	154	154	12	12

TOTALS	RPI 1-25	RPI 26-50	W-L RECORDS	RPI 51-100	RPI 101-999	RPI 201+			
14- 13	0- 0	1- 3	OVERALL	0- 2	13- 8	7- 5			
8- 4	0- 0	1- 1	HOME	0- 1	7- 2	6- 0			
5- 9	0- 0	0- 2	AWAY	0- 1	5- 6	1- 5			
1- 0	0- 0	0- 0	NEUTRAL	0- 0	1- 0	0- 0			
6- 4	0- 0	1- 1	NON-CONFERENCE	0- 0	5- 3	3- 3			
4- 0	0- 0	1- 0	HOME	0- 0	3- 0	3- 0			
1- 4	0- 0	0- 1	AWAY	0- 0	1- 3	0- 3			
1- 0	0- 0	0- 0	NEUTRAL	0- 0	1- 0	0- 0			
8- 9	0- 0	0- 2	CONFERENCE	0- 2	8- 5	4- 2			
4- 4	0- 0	0- 1	HOME	0- 1	4- 2	3- 0			
4- 5	0- 0	0- 1	AWAY	0- 1	4- 3	1- 2			
0- 0	0- 0	0- 0	NEUTRAL	0- 0	0- 0	0- 0			

RPI	S	Opponent	Score	RPI	S	Opponent	Score	RPI	S	Opponent	Score	RPI	S	Opponent	Score	Team's RPI: 176
37	A	Cal i forn i a	64 89	76	A	Saint Mary's (CA)	57 66	142	A	Loyol a Marymount	60 54	142	H	Loyol a Marymount	53 67	
43	A	Gonzaga	54 58	76	H	Saint Mary's (CA)	53 75	144	A	San Franci sco	60 54	146	N	Boi se St.	72 52	
43	H	Gonzaga	44 63					148	A	BYU	66 60	148	H	BYU	70 69	
45	H	Min nesota	72 69					183	A	Paci fi c	60 62	183	H	Paci fi c	68 81	
								196	A	UC Santa Barbara	71 58	232	A	Seattl e U	73 80	
								234	A	Pepperdi ne	62 66	234	H	Pepperdi ne	79 53	
								235	A	Hawai i	63 64	265	A	San Diego St.	76 77	
								282	H	UTSA	78 69	284	A	Santa Clara	50 59	
								284	H	Santa Clara	51 40	305	H	Long Beach St.	74 40	
								317	A	Portl and	75 60	317	H	Portl and	59 52	
								320	H	Southern Utah	72 59					
LAST 12 Division I GAMES:																
43	A	Gonzaga	54 58	43	H	Gonzaga	44 63									
148	A	BYU	66 60	142	H	Loyol a Marymount	53 67									
183	A	Paci fi c	60 62	284	A	Santa Clara	50 59									
284	H	Santa Clara	51 40	148	H	BYU	70 69									
234	H	Pepperdi ne	79 53	317	A	Portl and	75 60									
76	A	Saint Mary's (CA)	57 66	142	A	Loyol a Marymount	60 54									

Non-Div I Games: San Diego Christian 82 53

San Diego

Average RPI Win: 208

Average RPI Loss: 163

WON-LOST
RECORDWINNING
PCT. RANKLAST 10
GAMESSTRENGTH OF
SCHEDULEOPP. STRENGTH
OF SCHEDULETEAM
RPIADJ.
RPICONF.
RPIADJ CONF.
RPI

DIV. I ONLY	9- 16	245	2- 8	210	153	265	265	16	16
DIV. I NON-CONF.	5- 5	170	0- 0	273	272	245	245	15	15

TOTALS	RPI 1-25	RPI 26-50	W-L RECORDS	RPI 51-100	RPI 101-999	RPI 201+			
9- 16	0- 0	0- 1	OVERALL	2- 3	7- 12	6- 4			
7- 7	0- 0	0- 0	HOME	2- 1	5- 6	4- 2			
2- 7	0- 0	0- 0	AWAY	0- 2	2- 5	2- 2			
0- 2	0- 0	0- 1	NEUTRAL	0- 0	0- 1	0- 0			
5- 5	0- 0	0- 1	NON-CONFERENCE	0- 0	5- 4	4- 1			
4- 2	0- 0	0- 0	HOME	0- 0	4- 2	3- 1			
1- 1	0- 0	0- 0	AWAY	0- 0	1- 1	1- 0			
0- 2	0- 0	0- 1	NEUTRAL	0- 0	0- 1	0- 0			
4- 11	0- 0	0- 0	CONFERENCE	2- 3	2- 8	2- 3			
3- 5	0- 0	0- 0	HOME	2- 1	1- 4	1- 1			
1- 6	0- 0	0- 0	AWAY	0- 2	1- 4	1- 2			
0- 0	0- 0	0- 0	NEUTRAL	0- 0	0- 0	0- 0			

RPI 1-25				RPI 26-50				RPI 51-100				RPI 101+ Team's RPI: 265			
RPI	S	Opponent	Score	RPI	S	Opponent	Score	RPI	S	Opponent	Score	RPI	S	Opponent	Score
				27	N	Central Mich.	76 85	66	A	Wyoming	50 70	120	N	Tulane	46 80
								66	H	Wyoming	68 62	124	A	Colorado St.	43 72
								84	A	UNLV	67 73	124	H	Colorado St.	63 65
								84	H	UNLV	64 75	136	A	Fresno St.	53 64
								93	H	New Mexico	97 89	136	H	Fresno St.	60 66
												146	H	Boise St.	70 86
												176	H	San Diego	77 76
												195	H	UC Irvine	65 67
												196	A	UC Santa Barbara	64 77
												217	H	CSUN	58 55
												219	H	Nevada	75 72
												245	A	San Jose St.	75 65
												254	H	Presbyterian	77 50
												278	A	Arizona	78 67
												284	H	Santa Clara	34 48
												297	A	Air Force	51 61
												297	H	Air Force	48 56
												298	A	Utah St.	58 62
												324	H	Cal St. Fullerton	59 58
LAST 12 Division I GAMES:															
297	H	Air Force	48 56	84	H	UNLV	64 75	124	A	Colorado St.	43 72	93	H	New Mexico	97 89
84	A	UNLV	67 73	124	A	Colorado St.	43 72	93	H	New Mexico	97 89	136	A	Fresno St.	53 64
66	A	Wyoming	50 70	93	H	New Mexico	97 89	146	H	Boise St.	70 86	245	A	San Jose St.	75 65
219	H	Nevada	75 72	136	A	Fresno St.	53 64	245	A	San Jose St.	75 65				
136	H	Fresno St.	60 66												
297	A	Air Force	51 61												

Non-Div I Games: Hope Int'l 92 68

San Diego St.

Average RPI Win:	217	WON-LOST	WINNING	LAST 10	STRENGTH OF	OPP. STRENGTH	TEAM	ADJ.	CONF.	ADJ CONF.
Average RPI Loss:	105	RECORD	PCT. RANK	GAMES	SCHEDULE	OF SCHEDULE	RPI	RPI	RPI	RPI
DIV. I ONLY	14- 14	172	5- 5	123	128	144	144	14	14	
DIV. I NON-CONF.	5- 6	187	0- 0	78	104	135	135	12	12	

TOTALS	RPI 1-25	RPI 26-50	W-L RECORDS	RPI 51-100	RPI 101-999	RPI 201+				
14- 14	0- 1	0- 3	OVERALL	0- 3	14- 7	7- 1				
9- 5	0- 1	0- 1	HOME	0- 1	9- 2	4- 0				
4- 9	0- 0	0- 2	AWAY	0- 2	4- 5	3- 1				
1- 0	0- 0	0- 0	NEUTRAL	0- 0	1- 0	0- 0				
5- 6	0- 1	0- 1	NON-CONFERENCE	0- 1	5- 3	2- 0				
3- 2	0- 1	0- 0	HOME	0- 0	3- 1	1- 0				
1- 4	0- 0	0- 1	AWAY	0- 1	1- 2	1- 0				
1- 0	0- 0	0- 0	NEUTRAL	0- 0	1- 0	0- 0				
9- 8	0- 0	0- 2	CONFERENCE	0- 2	9- 4	5- 1				
6- 3	0- 0	0- 1	HOME	0- 1	6- 1	3- 0				
3- 5	0- 0	0- 1	AWAY	0- 1	3- 3	2- 1				
0- 0	0- 0	0- 0	NEUTRAL	0- 0	0- 0	0- 0				

RPI 1-25				RPI 26-50				RPI 51-100				RPI 101+ Team's RPI: 144			
RPI	S	Opponent	Score	RPI	S	Opponent	Score	RPI	S	Opponent	Score	RPI	S	Opponent	Score
15	H	Stanford	66 86	36	A	Northern Colo.	60 73	68	A	UC Davis	55 72	103	H	Washington St.	70 74
				43	A	Gonzaga	47 74	76	A	Saint Mary's (CA)	64 72	130	N	Robert Morris	57 45
				43	H	Gonzaga	57 81	76	H	Saint Mary's (CA)	59 73	136	H	Fresno St.	70 62
												142	A	Loyola Marymount	60 65
												142	H	Loyola Marymount	78 60
												147	A	Cal Poly	83 88
												147	H	Cal Poly	83 71
												148	A	BYU	66 70
												148	H	BYU	76 73
												165	A	UT Arlington	54 56
												176	H	San Diego	54 60
												183	A	Pacific	81 71
												183	H	Pacific	80 78
												234	A	Pepperdine	92 95
												234	H	Pepperdine	68 67
												245	A	San Jose St.	87 81
												284	A	Santa Clara	58 54
												284	H	Santa Clara	64 47
												289	H	Sacramento St.	90 76
												317	A	Portland	76 63
												317	H	Portland	84 75

LAST 12 Division I GAMES:															
183	H	Pacific	80 78	76	H	Saint Mary's (CA)	59 73								
142	A	Loyola Marymount	60 65	43	H	Gonzaga	57 81								
76	A	Saint Mary's (CA)	64 72	183	A	Pacific	81 71								
148	H	BYU	76 73	234	A	Pepperdine	92 95								
317	A	Portland	76 63	284	A	Santa Clara	58 54								
284	H	Santa Clara	64 47	43	A	Gonzaga	47 74								

Non-Div I Games:

San Francisco

Average RPI Win:	232	WON-LOST	WINNING	LAST 10	STRENGTH OF	OPP. STRENGTH	TEAM	ADJ.	CONF.	ADJ CONF.
Average RPI Loss:	127	RECORD	PCT. RANK	GAMES	SCHEDULE	OF SCHEDULE	RPI	RPI	RPI	RPI
DIV. I ONLY	6- 19	304	2- 8	83	143	245	245	16	16	
DIV. I NON-CONF.	2- 8	290	0- 0	82	178	243	243	15	15	

TOTALS	RPI 1-25	RPI 26-50	W-L RECORDS	RPI 51-100	RPI 101-999	RPI 201+				
6- 19	0- 1	0- 1	OVERALL	1- 6	5- 11	5- 4				
4- 9	0- 0	0- 0	HOME	1- 3	3- 6	3- 2				
2- 9	0- 1	0- 1	AWAY	0- 3	2- 4	2- 1				
0- 1	0- 0	0- 0	NEUTRAL	0- 0	0- 1	0- 1				
2- 8	0- 1	0- 1	NON-CONFERENCE	0- 1	2- 5	2- 2				
1- 4	0- 0	0- 0	HOME	0- 1	1- 3	1- 1				
1- 3	0- 1	0- 1	AWAY	0- 0	1- 1	1- 0				
0- 1	0- 0	0- 0	NEUTRAL	0- 0	0- 1	0- 1				
4- 11	0- 0	0- 0	CONFERENCE	1- 5	3- 6	3- 2				
3- 5	0- 0	0- 0	HOME	1- 2	2- 3	2- 1				
1- 6	0- 0	0- 0	AWAY	0- 3	1- 3	1- 1				
0- 0	0- 0	0- 0	NEUTRAL	0- 0	0- 0	0- 0				

RPI 1-25				RPI 26-50				RPI 51-100				RPI 101+ Team's RPI: 245			
RPI	S	Opponent	Score	RPI	S	Opponent	Score	RPI	S	Opponent	Score	RPI	S	Opponent	Score
9	A	UCLA	69 129	41	A	Oregon St.	62 110	61	H	Nebraska	55 81	124	A	Colorado St.	48 63
								66	A	Wyomi ng	46 58	124	H	Colorado St.	66 73
								66	H	Wyomi ng	64 66	133	H	Portland St.	78 90
								84	A	UNLV	60 79	136	A	Fresno St.	71 81
								84	H	UNLV	53 80	144	H	San Franci sco	81 87
								93	A	New Mexi co	62 92	146	H	Boise St.	80 112
								93	H	New Mexi co	95 86	183	A	Paci fi c	97 106
												202	H	CSU Bakersfi el d	67 57
												209	N	Hampton	73 81
												217	H	CSUN	59 76
												219	A	Nevada	63 91
												219	H	Nevada	57 54
												265	H	San Diego St.	65 75
												284	A	Santa Clara	71 66
												297	A	Ai r Force	75 74
												298	H	Utah St.	79 66

LAST 12 Division I GAMES:															
219	H	Nevada	57 54	66	A	Wyomi ng	46 58	146	H	Boise St.	80 112	219	A	Nevada	63 91
66	H	Wyomi ng	64 66	297	A	Ai r Force	75 74	265	H	San Diego St.	65 75	93	A	New Mexico	62 92
136	A	Fresno St.	71 81	93	H	UNLV	53 80	93	H	New Mexi co	95 86				
124	H	Colorado St.	66 73												

Non-Div I Games: Southern Ore. 89 87

San Jose St.

Average RPI Win:	252	WON-LOST	WINNING	LAST 10	STRENGTH OF	OPP. STRENGTH	TEAM	ADJ.	CONF.	ADJ CONF.
Average RPI Loss:	154	RECORD	PCT. RANK	GAMES	SCHEDULE	OF SCHEDULE	RPI	RPI	RPI	RPI
DIV. I ONLY	8- 19	276	4- 6	247	141	284	284	14	14	
DIV. I NON-CONF.	3- 7	254	0- 0	318	182	301	301	12	12	

TOTALS	RPI 1-25	RPI 26-50	W-L RECORDS	RPI 51-100	RPI 101-999	RPI 201+				
8- 19	0- 0	0- 4	OVERALL	0- 1	8- 14	5- 5				
5- 8	0- 0	0- 3	HOME	0- 0	5- 5	2- 2				
3- 11	0- 0	0- 0	AWAY	0- 0	3- 0	3- 0				
0- 0	0- 0	0- 0	NEUTRAL	0- 0	0- 0	0- 0				
3- 7	0- 0	0- 2	NON-CONFERENCE	0- 0	3- 5	2- 4				
1- 4	0- 0	0- 2	HOME	0- 0	1- 2	0- 2				
2- 3	0- 0	0- 0	AWAY	0- 0	2- 3	2- 2				
0- 0	0- 0	0- 0	NEUTRAL	0- 0	0- 0	0- 0				
5- 12	0- 0	0- 2	CONFERENCE	0- 1	5- 9	3- 1				
4- 4	0- 0	0- 1	HOME	0- 0	4- 3	2- 0				
1- 8	0- 0	0- 1	AWAY	0- 1	1- 6	1- 1				
0- 0	0- 0	0- 0	NEUTRAL	0- 0	0- 0	0- 0				

RPI 1-25				RPI 26-50				RPI 51-100				RPI 101+				Team's RPI: 284	
RPI	S	Opponent	Score	RPI	S	Opponent	Score	RPI	S	Opponent	Score	RPI	S	Opponent	Score		
37	H	Cal i forni a	41 79	43	A	Gonzaga	44 71	76	A	Sai nt Mary' s (CA)	46 59	142	A	Loyol a Marymount	45 64		
				43	H	Gonzaga	51 63					142	H	Loyol a Marymount	51 65		
				46	H	Southern Cal i forni a	43 64					144	A	San Franci sco	47 64		
												144	H	San Franci sco	54 58		
												148	A	BYU	47 65		
												148	H	BYU	34 55		
												176	A	San Di ego	40 51		
												176	H	San Di ego	59 50		
												181	A	Northwestern	47 57		
												183	A	Paci fi c	37 55		
												183	H	Paci fi c	57 55		
												196	H	UC Santa Barbara	68 63		
												219	A	Nevada	41 52		
												234	A	Pepperdi ne	55 56		
												234	H	Pepperdi ne	54 50		
												245	H	San Jose St.	66 71		
												253	A	Grand Canyon	38 39		
												265	A	San Diego St.	48 34		
												317	A	Portl and	50 43		
												317	H	Portl and	67 57		
												324	H	Cal St. Fullerton	69 73		
												325	A	Ill . -Chi cago	45 36		
LAST 12 Di vi si on I GAMES:																	
				142	A	Loyol a Marymount	45 64	183	A	Paci fi c	37 55						
				183	H	Paci fi c	57 55	234	H	Pepperdi ne	54 50						
				317	H	Portl and	67 57	176	H	San Di ego	59 50						
				176	A	San Di ego	40 51	43	A	Gonzaga	44 71						
				148	H	BYU	34 55	144	H	San Franci sco	54 58						
				144	A	San Franci sco	47 64	148	A	BYU	47 65						

Non-Div I Games: Menlo 104 61

Santa Clara

Average RPI Win:	335	WON-LOST	WINNING	LAST 10	STRENGTH OF	OPP. STRENGTH	TEAM	ADJ.	CONF.	ADJ CONF.
Average RPI Loss:	213	RECORD	PCT. RANK	GAMES	SCHEDULE	OF SCHEDULE	RPI	RPI	RPI	RPI
DIV. I ONLY	2- 21	339	1- 8	305	308	343	343	30	30	
DIV. I NON-CONF.	1- 9	318	0- 0	247	128	308	308	30	30	

TOTALS	RPI 1-25	RPI 26-50	W-L RECORDS	RPI 51-100	RPI 101-999	RPI 201+				
2- 21	0- 1	0- 1	OVERALL	0- 1	2- 18	2- 15				
0- 7	0- 0	0- 0	HOME	0- 0	0- 7	0- 7				
2- 11	0- 1	0- 1	AWAY	0- 1	2- 8	2- 6				
0- 3	0- 0	0- 0	NEUTRAL	0- 0	0- 3	0- 2				
1- 9	0- 1	0- 1	NON-CONFERENCE	0- 1	1- 6	1- 3				
0- 0	0- 0	0- 0	HOME	0- 0	0- 0	0- 0				
1- 6	0- 1	0- 1	AWAY	0- 1	1- 3	1- 1				
0- 3	0- 0	0- 0	NEUTRAL	0- 0	0- 3	0- 2				
1- 12	0- 0	0- 0	CONFERENCE	0- 0	1- 12	1- 12				
0- 7	0- 0	0- 0	HOME	0- 0	0- 7	0- 7				
1- 5	0- 0	0- 0	AWAY	0- 0	1- 5	1- 5				
0- 0	0- 0	0- 0	NEUTRAL	0- 0	0- 0	0- 0				

RPI 1-25				RPI 26-50				RPI 51-100				RPI 101+				Team's RPI: 343
RPI	S	Opponent	Score	RPI	S	Opponent	Score	RPI	S	Opponent	Score	RPI	S	Opponent	Score	
13	A	South Carolina	38 99	41	A	Oregon St.	36 84	98	A	Jacksonville	46 74	162	N	Florida	40 90	
												187	A	East Carolina	37 103	
												189	A	Wisconsin	24 82	
												206	N	Providence	48 78	
												207	H	N.C. A&T	44 69	
												209	A	Hampton	41 88	
												209	H	Hampton	53 81	
												212	A	Norfolk St.	51 83	
												212	H	Norfolk St.	58 78	
												213	N	Richmond	63 100	
												258	A	Morgan St.	67 73	
												258	H	Morgan St.	41 70	
												264	H	Howard	59 87	
												275	H	UMES	56 68	
												306	A	Alabama St.	61 81	
												311	A	Coppin St.	57 66	
												319	H	South Carolina St.	60 71	
												327	A	Ga. Southern	71 67	
												331	A	Delaware St.	79 93	
												342	A	Florida A&M	65 47	
LAST 12 Division I GAMES:																
209	A	Hampton	41 88	331	A	Delaware St.	79 93									
212	A	Norfolk St.	51 83	212	H	Norfolk St.	58 78									
207	H	N.C. A&T	44 69	209	H	Hampton	53 81									
258	H	Morgan St.	41 70	264	H	Howard	59 87									
319	H	South Carolina St.	60 71	275	H	UMES	56 68									
342	A	Florida A&M	65 47	258	A	Morgan St.	67 73									

Non-Div I Games: LaGrange 86 44 Allen 79 41

Savannah St.

Average RPI Win: 249
Average RPI Loss: 195

DIV. I ONLY	13- 14	187	6- 4	275	292	232	232	31	31
DIV. I NON-CONF.	6- 9	214	0- 0	166	216	210	210	31	31
TOTALS	RPI 1-25	RPI 26-50	W-L RECORDS	RPI 51-100	RPI 101-999	RPI 201+			
13- 14	0- 0	0- 1	OVERALL	0- 1	13- 12	9- 8			
6- 7	0- 0	0- 0	HOME	0- 1	6- 6	4- 3			
7- 7	0- 0	0- 1	AWAY	0- 0	7- 6	5- 5			
0- 0	0- 0	0- 0	NEUTRAL	0- 0	0- 0	0- 0			
6- 9	0- 0	0- 1	NON-CONFERENCE	0- 1	6- 7	2- 3			
2- 6	0- 0	0- 0	HOME	0- 1	2- 5	0- 2			
4- 3	0- 0	0- 1	AWAY	0- 0	4- 2	2- 1			
0- 0	0- 0	0- 0	NEUTRAL	0- 0	0- 0	0- 0			
7- 5	0- 0	0- 0	CONFERENCE	0- 0	7- 5	7- 5			
4- 1	0- 0	0- 0	HOME	0- 0	4- 1	4- 1			
3- 4	0- 0	0- 0	AWAY	0- 0	3- 4	3- 4			
0- 0	0- 0	0- 0	NEUTRAL	0- 0	0- 0	0- 0			

RPI 1-25				RPI 26-50				RPI 51-100				RPI 101+				Team's RPI: 232	
RPI	S	Opponent	Score	RPI	S	Opponent	Score	RPI	S	Opponent	Score	RPI	S	Opponent	Score		
				37	A	Cal i forni a	67 87					129	H	Idaho St.	69 74		
								68	H	UC Davi s	53 79	133	H	Portl and St.	91 77		
												137	A	Idaho	68 60		
												176	H	San Di ego	80 73		
												183	H	Paci fi c	73 85		
												192	A	Washi ngton	76 84		
												195	H	UC Irvi ne	79 84		
												196	A	UC Santa Barbara	77 71		
												202	A	CSU Bakersfi el d	68 75		
												217	A	CSUN	62 67		
												219	H	Nevada	65 74		
												233	A	New Mexi co St.	53 64		
												233	H	New Mexi co St.	69 59		
												234	A	Pepperdi ne	65 62		
												235	H	Hawai i	58 73		
												244	A	Montana	78 64		
												253	A	Grand Canyon	63 74		
												253	H	Grand Canyon	57 64		
												276	A	UMKC	62 58		
												276	H	UMKC	66 62		
												315	A	UTRGV	67 69		
												315	H	UTRGV	64 56		
												326	A	Utah Val ley	77 75		
												345	A	Chi cago St.	63 56		
												345	H	Chi cago St.	72 60		
				LAST 12 Division I GAMES:													
				253	H	Grand Canyon	57 64	202	A	CSU BakersFi el d	68 75						
				233	A	New Mexico St.	53 64	315	H	UTRGV	64 56						
				315	A	UTRGV	67 69	233	H	New Mexico St.	69 59						
				345	H	Chi cago St.	72 60	276	A	UMKC	62 58						
				276	H	UMKC	66 62	345	A	Chi cago St.	63 56						
				326	A	Utah Val ley	77 75	253	A	Grand Canyon	63 74						

Seattle U

Average RPI	Win:	193	WON-LOST	WINNING	LAST 10	STRENGTH OF	OPP. STRENGTH	TEAM	ADJ.	CONF.	ADJ CONF.
Average RPI	Loss:	45	RECORD	PCT. RANK	GAMES	SCHEDULE	OF SCHEDULE	RPI	RPI	RPI	RPI
DIV. I ONLY		15- 13		158	5- 5	94	69	119	119	6	6
DIV. I NON-CONF.		8- 3		65	0- 0	133	179	94	94	6	6

TOTALS	RPI 1-25		RPI 26-50		W-L RECORDS	RPI 51-100		RPI 101-999		RPI 201+	
15- 13	0- 2		0- 8		OVERALL	2- 1		13- 2		8- 0	
11- 5	0- 1		0- 4		HOME	1- 0		10- 0		6- 0	
4- 8	0- 1		0- 4		AWAY	1- 1		3- 2		2- 0	
0- 0	0- 0		0- 0		NEUTRAL	0- 0		0- 0		0- 0	
8- 3	0- 1		0- 2		NON-CONFERENCE	1- 0		7- 0		4- 0	
6- 2	0- 1		0- 1		HOME	0- 0		6- 0		4- 0	
2- 1	0- 0		0- 1		AWAY	1- 0		1- 0		0- 0	
0- 0	0- 0		0- 0		NEUTRAL	0- 0		0- 0		0- 0	
7- 10	0- 1		0- 6		CONFERENCE	1- 1		6- 2		4- 0	
5- 3	0- 0		0- 3		HOME	1- 0		4- 0		2- 0	
2- 7	0- 1		0- 3		AWAY	0- 1		2- 2		2- 0	
0- 0	0- 0		0- 0		NEUTRAL	0- 0		0- 0		0- 0	

RPI 1-25				RPI 26-50				RPI 51-100				RPI 101+				Team's RPI: 119	
RPI	S	Opponent	Score	RPI	S	Opponent	Score	RPI	S	Opponent	Score	RPI	S	Opponent	Score		
9	H	UCLA	68 77	26	A	Marquette	84 97	60	A	St. John's (NY)	56 75	105	A	Butler	48 66		
23	A	DePaul	66 89	26	H	Marquette	54 81	60	H	St. John's (NY)	62 57	105	H	Butler	75 64		
				28	A	Villanova	53 59	97	A	Wake Forest	67 57	113	A	Georgetown	52 71		
				28	H	Villanova	59 67					113	H	Georgetown	70 65		
				33	A	Rutgers	45 70					158	H	Marist	85 60		
				34	H	Princeton	83 85					179	H	Jacksonville St.	73 54		
				49	A	Creighton	64 81					190	A	Boston College	73 53		
				49	H	Creighton	51 68					206	A	Providence	65 56		
												206	H	Providence	65 56		
												220	A	Xavier	62 51		
												220	H	Xavier	58 53		
												259	H	Fairfield	80 61		
												267	H	St. Francis Brooklyn	84 50		
												273	H	Rider	85 49		
												348	H	Saint Peter's	91 49		
LAST 12 Division I GAMES:																	
				26	H	Marquette	54 81	49	A	Creighton	64 81						
				60	A	St. John's (NY)	56 75	206	A	Providence	65 56						
				28	A	Villanova	53 59	60	H	St. John's (NY)	62 57						
				113	A	Georgetown	52 71	113	H	Georgetown	70 65						
				105	H	Butler	75 64	28	H	Villanova	59 67						
				220	H	Xavier	58 53	220	A	Xavier	62 51						

Non-Div I Games:

Seton Hall

Average RPI Win:	272	WON-LOST	WINNING	LAST 10	STRENGTH OF	OPP. STRENGTH	TEAM	ADJ.	CONF.	ADJ CONF.
Average RPI Loss:	134	RECORD	PCT. RANK	GAMES	SCHEDULE	OF SCHEDULE	RPI	RPI	RPI	RPI
DIV. I ONLY	15- 13	158	7- 3	252	258	191	191	28	28	
DIV. I NON-CONF.	5- 6	187	0- 0	132	145	156	156	25	25	

TOTALS	RPI 1-25	RPI 26-50	W-L RECORDS	RPI 51-100	RPI 101-999	RPI 201+				
15- 13	0- 0	0- 3	OVERALL	0- 4	15- 6	14- 4				
9- 4	0- 0	0- 1	HOME	0- 2	9- 1	8- 1				
6- 9	0- 0	0- 2	AWAY	0- 2	6- 5	6- 3				
0- 0	0- 0	0- 0	NEUTRAL	0- 0	0- 0	0- 0				
5- 6	0- 0	0- 1	NON-CONFERENCE	0- 4	5- 1	5- 0				
3- 2	0- 0	0- 0	HOME	0- 2	3- 0	3- 0				
2- 4	0- 0	0- 1	AWAY	0- 2	2- 1	2- 0				
0- 0	0- 0	0- 0	NEUTRAL	0- 0	0- 0	0- 0				
10- 7	0- 0	0- 2	CONFERENCE	0- 0	10- 5	9- 4				
6- 2	0- 0	0- 1	HOME	0- 0	6- 1	5- 1				
4- 5	0- 0	0- 1	AWAY	0- 0	4- 4	4- 3				
0- 0	0- 0	0- 0	NEUTRAL	0- 0	0- 0	0- 0				

RPI	S	Opponent	Score	RPI	S	Opponent	Score	RPI	S	Opponent	Score	RPI	S	Opponent	Score
33	A	Rutgers	47 59	54	H	FGCU	50 63	153	A	Hartford	62 71				
40	A	Quinnipiac	54 68	69	A	Harvard	67 75	158	A	Marist	54 73				
40	H	Quinnipiac	72 83	79	H	Albany (NY)	63 78	158	H	Marist	58 53				
				83	A	Penn St.	72 86	239	A	Hofstra	70 60				
								246	A	Niagara	50 65				
								246	H	Niagara	68 73				
								248	A	Manhattan	56 54				
								248	H	Manhattan	56 51				
								250	H	St. Bonaventure	70 62				
								259	A	Fairfield	43 44				
								259	H	Fairfield	51 40				
								264	H	Howard	72 61				
								268	H	Sacred Heart	62 57				
								273	A	Rider	71 67				
								277	A	Colgate	73 70				
								285	A	Canisius	57 65				
								285	H	Canisius	68 59				
								299	H	Monmouth	44 41				
								335	A	Iona	70 48				
								335	H	Iona	64 51				
								348	A	Saint Peter's	62 59				
LAST 12 Division I GAMES:															
285	H	Canisius	68 59	348	A	Saint Peter's	62 59								
259	A	Fairfield	43 44	248	H	Manhattan	56 51								
248	A	Manhattan	56 54	259	H	Fairfield	51 40								
40	H	Quinnipiac	72 83	335	A	Iona	70 48								
299	H	Monmouth	44 41	158	H	Marist	58 53								
158	A	Marist	54 73	246	A	Niagara	50 65								

Non-Div I Games:

Siena

Average RPI Win:	234	WON-LOST	WINNING	LAST 10	STRENGTH OF	OPP. STRENGTH	TEAM	ADJ.	CONF.	ADJ CONF.
Average RPI Loss:	147	RECORD	PCT. RANK	GAMES	SCHEDULE	OF SCHEDULE	RPI	RPI	RPI	RPI

DIV. I ONLY	15- 10	119	5- 5	217	235	150	150	22	22
DIV. I NON-CONF.	6- 4	122	0- 0	68	206	80	80	23	23
TOTALS	RPI 1-25	RPI 26-50	W-L RECORDS	RPI 51-100	RPI 101-999	RPI 201+			
15- 10	0- 1	0- 0	OVERALL	0- 2	15- 7	9- 2			
9- 4	0- 0	0- 0	HOME	0- 2	9- 2	6- 0			
6- 6	0- 1	0- 0	AWAY	0- 0	6- 5	3- 2			
0- 0	0- 0	0- 0	NEUTRAL	0- 0	0- 0	0- 0			
6- 4	0- 1	0- 0	NON-CONFERENCE	0- 2	6- 1	3- 0			
3- 2	0- 0	0- 0	HOME	0- 2	3- 0	1- 0			
3- 2	0- 1	0- 0	AWAY	0- 0	3- 1	2- 0			
0- 0	0- 0	0- 0	NEUTRAL	0- 0	0- 0	0- 0			
9- 6	0- 0	0- 0	CONFERENCE	0- 0	9- 6	6- 2			
6- 2	0- 0	0- 0	HOME	0- 0	6- 2	5- 0			
3- 4	0- 0	0- 0	AWAY	0- 0	3- 4	1- 2			
0- 0	0- 0	0- 0	NEUTRAL	0- 0	0- 0	0- 0			

RPI 1-25	RPI 26-50	RPI 51-100	RPI 101+	Team's RPI: 150
RPI S Opponent Score	RPI S Opponent Score	RPI S Opponent Score	RPI S Opponent Score	
21 A NC State 50 71		77 H UAB 66 78	102 H Little Rock 35 47	
		98 H Jacksonville 58 60	115 A North Carolina 85 84	
			127 H Central Ark. 64 43	
			135 A Texas St. 63 78	
			155 A Ole Miss 59 66	
			160 A Troy 71 82	
			160 H Troy 79 68	
			165 A UT Arlington 76 63	
			175 A Louisiana 72 57	
			186 H Southern U. 69 65	
			200 H Arkansas St. 60 75	
			214 A Southern Miss. 78 57	
			229 H New Orleans 67 45	
			249 A Coastal Caro. 56 71	
			249 H Coastal Caro. 68 62	
			272 A Appal achian St. 56 57	
			272 H Appal achian St. 54 52	
			306 A Alabama St. 59 47	
			309 H Georgia St. 88 52	
			327 H Ga. Southern 79 52	
			337 A La.-Monroe 67 60	
			337 H La.-Monroe 72 55	
LAST 12 Division I GAMES:				
337 H La.-Monroe 72 55	337 A La.-Monroe 67 60			
249 A Coastal Caro. 56 71	175 A Louisiana 72 57			
272 A Appal achian St. 56 57	272 H Appal achian St. 54 52			
200 H Arkansas St. 60 75	249 H Coastal Caro. 68 62			
102 H Little Rock 35 47	160 H Troy 79 68			
160 A Troy 71 82	165 A UT Arlington 76 63			

Non-Div I Games: Ga. Southwestern 73 42

South Ala.

Average RPI Win:	132	WON-LOST	WINNING	LAST 10	STRENGTH OF	OPP. STRENGTH	TEAM	ADJ.	CONF.	ADJ CONF.
Average RPI Loss:	7	RECORD	PCT. RANK	GAMES	SCHEDULE	OF SCHEDULE	RPI	RPI	RPI	RPI
DIV. I ONLY	23- 5	20	8- 2	50	3	13	13	2	2	
DIV. I NON-CONF.	11- 2	22	0- 1	161	8	44	44	2	2	

TOTALS	RPI 1-25	RPI 26-50	W-L RECORDS	RPI 51-100	RPI 101-999	RPI 201+				
23- 5	5- 5	2- 0	OVERALL	5- 0	11- 0	5- 0				
13- 2	3- 2	1- 0	HOME	2- 0	7- 0	5- 0				
8- 2	2- 2	0- 0	AWAY	2- 0	4- 0	0- 0				
2- 1	0- 1	1- 0	NEUTRAL	1- 0	0- 0	0- 0				
11- 2	2- 2	1- 0	NON-CONFERENCE	1- 0	7- 0	5- 0				
6- 1	1- 1	0- 0	HOME	0- 0	5- 0	5- 0				
3- 0	1- 0	0- 0	AWAY	0- 0	2- 0	0- 0				
2- 1	0- 1	1- 0	NEUTRAL	1- 0	0- 0	0- 0				
12- 3	3- 3	1- 0	CONFERENCE	4- 0	4- 0	0- 0				
7- 1	2- 1	1- 0	HOME	2- 0	2- 0	0- 0				
5- 2	1- 2	0- 0	AWAY	2- 0	2- 0	0- 0				
0- 0	0- 0	0- 0	NEUTRAL	0- 0	0- 0	0- 0				

RPI 1-25				RPI 26-50				RPI 51-100				RPI 101+			
RPI	S	Opponent	Score	RPI	S	Opponent	Score	RPI	S	Opponent	Score	RPI	S	Opponent	Score
1	N	Notre Dame	85 92	29	H	LSU	57 48	60	N	St. John's (NY)	76 58	123	H	Arkansas	90 42
2	H	UConn	58 83	33	N	Rutgers	78 68	85	A	Alabama	79 66	134	A	Vanderbilt	95 82
3	A	Mississippi St.	53 67					92	A	Kentucky	81 64	151	A	Clemson	66 36
10	H	Tennessee	70 86					92	H	Kentucky	81 63	155	A	Ole Miss	88 62
12	H	Duke	72 52					100	H	Auburn	71 63	162	H	Florida	64 57
17	A	Missouri	74 83									193	A	Temple	87 60
17	H	Missouri	64 54									266	H	Col. of Charleston	69 43
20	H	Texas A&M	61 59									301	H	Wofford	94 60
22	A	Maryland	94 86									306	H	Alabama St.	99 31
25	A	Georgia	77 65									310	H	Western Caro.	101 43
LAST 12 Division I GAMES:															
29	H	LSU	57 48	2	H	UConn	58 83	17	H	Missouri	64 54	123	H	Arkansas	90 42
92	H	Kentucky	81 63	25	A	Georgia	77 65	92	A	Kentucky	81 64	306	H	Alabama St.	99 31
162	H	Florida	64 57	85	A	Alabama	79 66	134	A	Vanderbilt	95 82	310	H	Western Caro.	101 43
3	A	Mississippi St.	53 67	10	H	Tennessee	70 86					343	H	Savannah St.	99 38

Non-Div I Games:

South Carolina

Average RPI Win:	300	WON-LOST	WINNING	LAST 10	STRENGTH OF	OPP. STRENGTH	TEAM	ADJ.	CONF.	ADJ CONF.
Average RPI Loss:	214	RECORD	PCT. RANK	GAMES	SCHEDULE	OF SCHEDULE	RPI	RPI	RPI	RPI
DIV. I ONLY	7- 16	273	4- 6	343	277	319	319	30	30	
DIV. I NON-CONF.	3- 7	254	0- 0	341	156	312	312	30	30	

TOTALS	RPI 1-25	RPI 26-50	W-L RECORDS	RPI 51-100	RPI 101-999	RPI 201+				
7- 16	0- 0	0- 0	OVERALL	0- 2	7- 14	7- 11				
4- 4	0- 0	0- 0	HOME	0- 0	4- 4	4- 4				
3- 12	0- 0	0- 0	AWAY	0- 0	3- 1	3- 1				
0- 0	0- 0	0- 0	NEUTRAL	0- 0	0- 0	0- 0				
3- 7	0- 0	0- 0	NON-CONFERENCE	0- 2	3- 5	3- 3				
1- 1	0- 0	0- 0	HOME	0- 0	1- 1	1- 1				
2- 6	0- 0	0- 0	AWAY	0- 2	2- 4	2- 2				
0- 0	0- 0	0- 0	NEUTRAL	0- 0	0- 0	0- 0				
4- 9	0- 0	0- 0	CONFERENCE	0- 0	4- 9	4- 8				
3- 3	0- 0	0- 0	HOME	0- 0	3- 3	3- 3				
1- 6	0- 0	0- 0	AWAY	0- 0	1- 6	1- 5				
0- 0	0- 0	0- 0	NEUTRAL	0- 0	0- 0	0- 0				

RPI 1-25				RPI 26-50				RPI 51-100				RPI 101+ Team's RPI: 319			
RPI	S	Opponent	Score	RPI	S	Opponent	Score	RPI	S	Opponent	Score	RPI	S	Opponent	Score
								58	A	Mercer	53 74	114	A	Bethune-Cookman	50 68
								62	A	Georgia Tech	40 86	139	A	Charlotte	49 64
												151	A	Clemson	48 56
												207	H	N. C. A&T	54 74
												209	A	Hampton	42 60
												209	H	Hampton	78 70
												212	A	Norfolk St.	49 63
												212	H	Norfolk St.	67 71
												258	A	Morgan St.	55 65
												264	H	Howard	58 68
												275	H	UMES	54 51
												281	A	Old Dominion	35 52
												292	A	USC Upstate	44 63
												310	H	Western Caro.	75 45
												311	A	Coppin St.	39 56
												311	H	Coppin St.	67 65
												313	A	Charleston So.	60 58
												327	H	Ga. Southern	58 61
												331	A	Delaware St.	44 58
												340	A	Winthrop	65 37
												343	A	Savannah St.	71 60

LAST 12 Division I GAMES:															
				212	A	Norfolk St.	49 63	311	A	Coppin St.	39 56				
				209	A	Hampton	42 60	209	H	Hampton	78 70				
				207	H	N. C. A&T	54 74	212	H	Norfolk St.	67 71				
				311	H	Coppin St.	67 65	275	H	UMES	54 51				
				343	A	Savannah St.	71 60	264	H	Howard	58 68				
				258	A	Morgan St.	55 65	331	A	Delaware St.	44 58				

Non-Div I Games: Johnson & Wales (NC) 40 Columbia Int'l 82 38

South Carolina St.

Loss, Non-Conf, S Site, H Home A Away N Neutral

Average RPI	Win:	192	WON-LOST	WINNING	LAST 10	STRENGTH OF	OPP. STRENGTH	TEAM	ADJ.	CONF.	ADJ CONF.
Average RPI	Loss:	96	RECORD	PCT. RANK	GAMES	SCHEDULE	OF SCHEDULE	RPI	RPI	RPI	RPI
DIV. I ONLY		21- 5		30	9- 0	157	123	56	56	13	13
DIV. I NON-CONF.		7- 5		132	0- 0	185	58	131	131	16	16

TOTALS	RPI 1-25		RPI 26-50		W-L RECORDS	RPI 51-100		RPI 101-999		RPI 201+	
21- 5	0- 1		3- 0		OVERALL	0- 1		18- 3		10- 0	
11- 1	0- 0		2- 0		HOME	0- 0		9- 1		5- 0	
9- 2	0- 0		1- 0		AWAY	0- 0		8- 2		4- 0	
1- 2	0- 1		0- 0		NEUTRAL	0- 1		1- 0		1- 0	
7- 5	0- 1		1- 0		NON-CONFERENCE	0- 1		6- 3		4- 0	
4- 1	0- 0		1- 0		HOME	0- 0		3- 1		2- 0	
2- 2	0- 0		0- 0		AWAY	0- 0		2- 2		1- 0	
1- 2	0- 1		0- 0		NEUTRAL	0- 1		1- 0		1- 0	
14- 0	0- 0		2- 0		CONFERENCE	0- 0		12- 0		6- 0	
7- 0	0- 0		1- 0		HOME	0- 0		6- 0		3- 0	
7- 0	0- 0		1- 0		AWAY	0- 0		6- 0		3- 0	
0- 0	0- 0		0- 0		NEUTRAL	0- 0		0- 0		0- 0	

RPI	S	Opponent	Score	RPI	S	Opponent	Score	RPI	S	Opponent	Score	RPI	S	Opponent	Score
10	N	Tennessee	49 69	32	A	South Dakota St.	67 61	67	N	Oklahoma St.	68 76	109	A	SFA	55 77
				32	H	South Dakota St.	80 75					111	A	Western Ill.	82 58
				49	H	Creighton	73 68					111	H	Western Ill.	92 81
												118	A	Iowa St.	76 81
												138	A	Wichita St.	62 48
												167	A	Denver	82 60
												167	H	Denver	79 51
												169	H	North Dakota	76 71
												177	H	Tulsa	61 64
												178	A	Oral Roberts	73 68
												178	H	Oral Roberts	72 55
												202	H	CSU Bakersfield	66 50
												238	H	UC Riverside	75 66
												243	A	Omaha	72 50
												243	H	Omaha	70 46
												259	N	Indiana St.	71 59
												279	A	North Dakota St.	82 67
												279	H	North Dakota St.	80 54
												304	A	Incarnate Word	81 51
												328	A	Fort Wayne	79 60
												328	H	Fort Wayne	85 43

LAST 12 Division I GAMES:															
				32	H	South Dakota St.	80 75	167	A	Denver	82 60				
				178	H	Oral Roberts	72 55	32	A	South Dakota St.	67 61				
				243	A	Omaha	72 50	243	H	Omaha	70 46				
				328	A	Fort Wayne	79 60	178	A	Oral Roberts	73 68				
				279	H	North Dakota St.	80 54	328	H	Fort Wayne	85 43				
				111	H	Western Ill.	92 81	111	A	Western Ill.	82 58				

Non-Div I Games: Mt. Marty 87 25 Doane 96 54 Bellevue 89 32

South Dakota

Average RPI Win:	173	WON-LOST	WINNING	LAST 10	STRENGTH OF	OPP. STRENGTH	TEAM	ADJ.	CONF.	ADJ CONF.
Average RPI Loss:	39	RECORD	PCT. RANK	GAMES	SCHEDULE	OF SCHEDULE	RPI	RPI	RPI	RPI
DIV. I ONLY	21- 6	40	7- 2	60	101	32	32	13	13	
DIV. I NON-CONF.	10- 4	73	0- 0	29	13	27	27	16	16	
TOTALS	RPI 1-25	RPI 26-50	W-L RECORDS	RPI 51-100	RPI 101-999	RPI 201+				
21- 6	2- 2	0- 1	OVERALL	2- 3	17- 0	7- 0				
12- 2	1- 1	0- 0	HOME	0- 1	11- 0	5- 0				
7- 4	0- 1	0- 1	AWAY	2- 2	5- 0	2- 0				
2- 0	1- 0	0- 0	NEUTRAL	0- 0	1- 0	0- 0				
10- 4	2- 2	0- 1	NON-CONFERENCE	2- 1	6- 0	2- 0				
6- 1	1- 1	0- 0	HOME	0- 0	5- 0	2- 0				
2- 3	0- 1	0- 1	AWAY	2- 1	0- 0	0- 0				
2- 0	1- 0	0- 0	NEUTRAL	0- 0	1- 0	0- 0				
11- 2	0- 0	0- 0	CONFERENCE	0- 2	11- 0	5- 0				
6- 1	0- 0	0- 0	HOME	0- 1	6- 0	3- 0				
5- 1	0- 0	0- 0	AWAY	0- 1	5- 0	2- 0				
0- 0	0- 0	0- 0	NEUTRAL	0- 0	0- 0	0- 0				

RPI	S	Opponent	Score	RPI	S	Opponent	Score	RPI	S	Opponent	Score	RPI	S	Opponent	Score
4	H	Louisville	64 68	49	A	Creighton	65 72	54	A	FGCU	78 87	111	A	Western Ill.	70 42
16	A	Green Bay	41 55					56	A	South Dakota	75 80	111	H	Western Ill.	84 48
21	N	NC State	75 67					56	H	South Dakota	61 67	138	H	Wichita St.	96 64
24	H	Oklahoma	67 61					78	A	Drake	85 78	139	N	Charlotte	71 70
								88	A	George Washington	97 88	141	H	UNI	57 47
												167	A	Denver	69 58
												167	H	Denver	95 59
												169	H	North Dakota	66 52
												178	A	Oral Roberts	77 70
												178	H	Oral Roberts	96 72
												210	H	Bowling Green	76 44
												243	A	Omaha	103 54
												243	H	Omaha	89 64
												279	A	North Dakota St.	85 64
												279	H	North Dakota St.	83 63
												328	H	Fort Wayne	105 49
												336	H	NJIT	92 48
LAST 12 Division I GAMES:															
56	A	South Dakota	75 80	328	H	Fort Wayne	105 49								
111	A	Western Ill.	70 42	56	H	South Dakota	61 67								
178	H	Oral Roberts	96 72	111	H	Western Ill.	84 48								
167	H	Denver	95 59	178	A	Oral Roberts	77 70								
243	A	Omaha	103 54	167	A	Denver	69 58								
279	A	North Dakota St.	85 64	279	H	North Dakota St.	83 63								

Non-Div I Games: Dakota Wesleyan 76 63

South Dakota St.

Average RPI Win:	136	WON-LOST	WINNING	LAST 10	STRENGTH OF	OPP. STRENGTH	TEAM	ADJ.	CONF.	ADJ CONF.
Average RPI Loss:	47	RECORD	PCT. RANK	GAMES	SCHEDULE	OF SCHEDULE	RPI	RPI	RPI	RPI
DIV. I ONLY	23- 5	20	9- 1	70	20	19	19	8	8	
DIV. I NON-CONF.	11- 3	45	1- 0	61	2	22	22	7	7	

TOTALS	RPI 1-25	RPI 26-50	W-L RECORDS	RPI 51-100	RPI 101-999	RPI 201+				
23- 5	1- 3	2- 0	OVERALL	5- 1	15- 1	4- 0				
12- 1	1- 1	1- 0	HOME	2- 0	8- 0	2- 0				
8- 2	0- 1	0- 0	AWAY	2- 0	6- 1	2- 0				
3- 2	0- 1	1- 0	NEUTRAL	1- 1	1- 0	0- 0				
11- 3	1- 2	2- 0	NON-CONFERENCE	2- 1	6- 0	2- 0				
6- 0	1- 0	1- 0	HOME	0- 0	4- 0	1- 0				
2- 1	0- 1	0- 0	AWAY	1- 0	1- 0	1- 0				
3- 2	0- 1	1- 0	NEUTRAL	1- 1	1- 0	0- 0				
12- 2	0- 1	0- 0	CONFERENCE	3- 0	9- 1	2- 0				
6- 1	0- 1	0- 0	HOME	2- 0	4- 0	1- 0				
6- 1	0- 0	0- 0	AWAY	1- 0	5- 1	1- 0				
0- 0	0- 0	0- 0	NEUTRAL	0- 0	0- 0	0- 0				

RPI 1-25	Team's RPI: 19	RPI 26-50	RPI 51-100	RPI 101+
RPI S Opponent Score	RPI S Opponent Score	RPI S Opponent Score	RPI S Opponent Score	RPI S Opponent Score
1 N Notre Dame 66 76	29 H LSU 61 55	53 A UCF 77 68	103 N Washington St. 82 45	
2 H UConn 49 100	31 N Dayton 93 87	53 H UCF 62 45	105 H Butler 71 55	
7 H Ohio St. 84 65		55 H Houston 81 65	120 A Tulane 63 53	
24 A Oklahoma 74 79		60 N St. John's (NY) 68 59	120 H Tulane 75 46	
		70 N Michigan St. 73 83	128 A Cincinnati 69 46	
		88 A George Washington 83 78	138 A Wichita St. 56 64	
			177 A Tulsa 71 57	
			186 H Southern U. 108 48	
			187 H East Carolina 88 47	
			193 A Temple 89 73	
			193 H Temple 76 60	
			200 H Arkansas St. 98 55	
			203 A Memphis 81 62	
			205 H SMU 64 54	
			307 A FIU 82 52	
			323 H Houston Baptist 90 43	
LAST 12 Division I GAMES:				
55 H Houston 81 65	177 A Tulsa 71 57			
53 A UCF 77 68	193 H Temple 76 60			
205 H SMU 64 54	138 A Wichita St. 56 64			
7 H Ohio St. 84 65	203 A Memphis 81 62			
187 H East Carolina 88 47	53 H UCF 62 45			
120 A Tulane 63 53	193 A Temple 89 73			

Non-Div I Games:

South Fla.

Average RPI Win:	286	WON-LOST	WINNING	LAST 10	STRENGTH OF	OPP. STRENGTH	TEAM	ADJ.	CONF.	ADJ CONF.
Average RPI Loss:	141	RECORD	PCT. RANK	GAMES	SCHEDULE	OF SCHEDULE	RPI	RPI	RPI	RPI
DIV. I ONLY	12- 15	204	6- 4	189	304	215	215	25	25	
DIV. I NON-CONF.	3- 7	254	0- 0	53	209	187	187	27	27	

TOTALS	RPI 1-25	RPI 26-50	W-L RECORDS	RPI 51-100	RPI 101-999	RPI 201+				
12- 15	0- 1	0- 1	OVERALL	0- 1	12- 12	10- 2				
7- 4	0- 0	0- 0	HOME	0- 1	7- 3	6- 1				
4- 11	0- 0	0- 0	AWAY	0- 0	4- 1	4- 0				
1- 0	0- 0	0- 0	NEUTRAL	0- 0	1- 0	0- 0				
3- 7	0- 1	0- 1	NON-CONFERENCE	0- 0	3- 5	2- 0				
2- 1	0- 0	0- 0	HOME	0- 0	2- 1	2- 0				
0- 6	0- 1	0- 1	AWAY	0- 0	0- 4	0- 0				
1- 0	0- 0	0- 0	NEUTRAL	0- 0	1- 0	0- 0				
9- 8	0- 0	0- 0	CONFERENCE	0- 1	9- 7	8- 2				
5- 3	0- 0	0- 0	HOME	0- 1	5- 2	4- 1				
4- 5	0- 0	0- 0	AWAY	0- 0	4- 5	4- 1				
0- 0	0- 0	0- 0	NEUTRAL	0- 0	0- 0	0- 0				

RPI 1-25				RPI 26-50				RPI 51-100				RPI 101+ Team's RPI: 215			
RPI	S	Opponent	Score	RPI	S	Opponent	Score	RPI	S	Opponent	Score	RPI	S	Opponent	Score
4	A	Louisville	40 80	39	A	Ball St.	56 69	65	H	Belmont	57 67	101	A	George Mason	38 57
												111	A	Western Ill.	59 87
												122	N	Saint Francis (PA)	82 50
												128	A	Cincinnati	52 65
												140	A	Kansas	50 51
												143	A	SIUE	57 65
												143	H	SIUE	72 62
												159	H	Southern Ill.	74 79
												179	A	Jacksonville St.	48 55
												184	A	Morehead St.	58 60
												184	H	Morehead St.	56 59
												197	A	UT Martin	65 72
												240	A	Austin Peay	65 66
												240	H	Austin Peay	50 61
												262	H	Bradley	57 53
												294	A	Murray St.	85 74
												294	H	Murray St.	80 70
												312	A	Tennessee Tech	70 66
												314	A	Eastern Ky.	66 52
												314	H	Eastern Ky.	69 55
												333	H	Tennessee St.	71 66
												347	A	Eastern Ill.	77 54
												347	H	Eastern Ill.	51 48
												349	H	Evansville	74 65

LAST 12 Division I GAMES:															
314	A	Eastern Ky.	66 52	294	H	Murray St.	80 70								
143	H	SIUE	72 62	179	A	Jacksonville St.	48 55								
347	H	Eastern Ill.	51 48	312	A	Tennessee Tech	70 66								
197	A	UT Martin	65 72	347	A	Eastern Ill.	77 54								
184	A	Morehead St.	58 60	143	A	SIUE	57 65								
240	H	Austin Peay	50 61	314	H	Eastern Ky.	69 55								

Non-Div I Games: Evangel 72 60 Missouri Valley 69 34

Southeast Mo. St.

Loss, Non-Conf, S Site, H Home A Away N Neutral

Average RPI Win:	238	WON-LOST	WINNING	LAST 10	STRENGTH OF	OPP. STRENGTH	TEAM	ADJ.	CONF.	ADJ CONF.
Average RPI Loss:	192	RECORD	PCT. RANK	GAMES	SCHEDULE	OF SCHEDULE	RPI	RPI	RPI	RPI
DIV. I ONLY	7- 19	289	6- 4	245	287	291	291	26	26	
DIV. I NON-CONF.	1- 10	327	0- 0	170	233	296	296	26	26	

TOTALS	RPI 1-25	RPI 26-50	W-L RECORDS	RPI 51-100	RPI 101-999	RPI 201+				
7- 19	0- 0	0- 1	OVERALL	0- 2	7- 16	5- 10				
4- 6	0- 0	0- 0	HOME	0- 0	4- 6	3- 4				
3- 12	0- 0	0- 1	AWAY	0- 2	3- 9	2- 6				
0- 1	0- 0	0- 0	NEUTRAL	0- 0	0- 1	0- 0				
1- 10	0- 0	0- 1	NON-CONFERENCE	0- 2	1- 7	0- 4				
0- 3	0- 0	0- 0	HOME	0- 0	0- 3	0- 2				
1- 6	0- 0	0- 1	AWAY	0- 2	1- 3	0- 2				
0- 1	0- 0	0- 0	NEUTRAL	0- 0	0- 1	0- 0				
6- 9	0- 0	0- 0	CONFERENCE	0- 0	6- 9	5- 6				
4- 3	0- 0	0- 0	HOME	0- 0	4- 3	3- 2				
2- 6	0- 0	0- 0	AWAY	0- 0	2- 6	2- 4				
0- 0	0- 0	0- 0	NEUTRAL	0- 0	0- 0	0- 0				

RPI	S	Opponent	Score	RPI	S	Opponent	Score	RPI	S	Opponent	Score	RPI	S	Opponent	Score	Team's RPI: 291
29	A	LSU	56 84	72	A	TCU	62 112	109	A	SFA	67 79	114	A	Bethune-Cookman	60 58	
				100	A	Auburn	46 80	116	H	Lamar University	58 75	127	A	Central Ark.	47 63	
								127	H	Central Ark.	78 70	128	A	Cincinnati	43 82	
								156	N	Kent St.	60 81	175	H	Louisiana	56 68	
								216	A	Akron	54 66	224	A	A&M-Corpus Christi	52 56	
								226	A	Abilene Christian	80 86	226	H	Abilene Christian	78 76	
								227	A	Grambling	52 61	229	A	New Orleans	73 82	
								237	A	Nicholls St.	66 57	280	A	McNeese	47 69	
								280	H	McNeese	65 77	295	H	Alcorn	77 84	
								304	H	Incarinate Word	65 54	318	H	Alabama A&M	74 76	
								323	A	Houston Baptist	76 61	332	H	Northwestern St.	71 65	
								332	H	Northwestern St.	71 65	339	H	Sam Houston St.	52 57	
LAST 12 Division I GAMES:																
226	H	Abilene Christian	78 76	237	A	Nicholls St.	66 57									
229	A	New Orleans	73 82	339	H	Sam Houston St.	52 57									
280	A	McNeese	47 69	332	H	Northwestern St.	71 65									
304	H	Incarinate Word	65 54	323	A	Houston Baptist	76 61									
127	H	Central Ark.	78 70	280	H	McNeese	65 77									
224	A	A&M-Corpus Christi	52 56	116	H	Lamar University	58 75									

Non-Div I Games:

Southeastern La.

Average RPI	Win:	170	WON-LOST	WINNING	LAST 10	STRENGTH OF	OPP. STRENGTH	TEAM	ADJ.	CONF.	ADJ CONF.
Average RPI	Loss:	20	RECORD	PCT. RANK	GAMES	SCHEDULE	OF SCHEDULE	RPI	RPI	RPI	RPI
DIV. I ONLY		18- 10		94	5- 5	31	62	46	46	5	5
DIV. I NON-CONF.		10- 1		15	0- 0	183	228	45	45	3	3

TOTALS	RPI 1-25		RPI 26-50		W-L RECORDS	RPI 51-100		RPI 101-999		RPI 201+	
18- 10	0- 7		3- 3		OVERALL	2- 0		13- 0		7- 0	
6- 5	0- 4		2- 1		HOME	1- 0		3- 0		3- 0	
9- 5	0- 3		0- 2		AWAY	1- 0		8- 0		4- 0	
3- 0	0- 0		1- 0		NEUTRAL	0- 0		2- 0		0- 0	
10- 1	0- 1		1- 0		NON-CONFERENCE	0- 0		9- 0		6- 0	
2- 1	0- 1		0- 0		HOME	0- 0		2- 0		2- 0	
5- 0	0- 0		0- 0		AWAY	0- 0		5- 0		4- 0	
3- 0	0- 0		1- 0		NEUTRAL	0- 0		2- 0		0- 0	
8- 9	0- 6		2- 3		CONFERENCE	2- 0		4- 0		1- 0	
4- 4	0- 3		2- 1		HOME	1- 0		1- 0		1- 0	
4- 5	0- 3		0- 2		AWAY	1- 0		3- 0		0- 0	
0- 0	0- 0		0- 0		NEUTRAL	0- 0		0- 0		0- 0	

RPI 1-25				RPI 26-50				Team's RPI: 46				RPI 51-100				RPI 101+			
RPI	S	Opponent	Score	RPI	S	Opponent	Score	RPI	S	Opponent	Score	RPI	S	Opponent	Score	RPI	S	Opponent	Score
6	A	Oregon	74 80	37	A	Cal i forni a	64 76	99	A	Utah	58 47	103	A	Washi ngton St.	73 72				
6	H	Oregon	66 70	37	H	Cal i forni a	59 62	99	H	Utah	53 52	112	N	Mi ddl e Tenn.	72 57				
9	A	UCLA	46 59	41	A	Oregon St.	63 69					142	A	Loyol a Marymount	80 70				
9	H	UCLA	70 84	41	H	Oregon St.	65 61					145	A	Colorado	86 51				
15	A	Stanford	65 72	44	N	Purdue	58 46					158	N	Marist	78 57				
15	H	Stanford	55 59	48	H	Ari zona St.	77 62					192	A	Washi ngton	72 61				
20	H	Texas A&M	74 75									228	H	Montana St.	98 47				
												235	A	Hawai i	71 60				
												238	A	UC Ri versi de	64 46				
												278	H	Ari zona	78 52				
												284	A	Santa Clara	64 43				
												305	H	Long Beach St.	75 60				
												315	A	UTRGV	71 64				
LAST 12 Division I GAMES:																			
				99	H	Utah	53 52	9	A	UCLA	46 59								
				41	A	Oregon St.	63 69	192	A	Washi ngton	72 61								
				6	A	Oregon	74 80	103	A	Washi ngton St.	73 72								
				278	H	Ari zona	78 52	37	H	Cal i forni a	59 62								
				48	H	Ari zona St.	77 62	15	H	Stanford	55 59								
				9	H	UCLA	70 84	99	A	Utah	58 47								

Average RPI Win:	246	WON-LOST	WINNING	LAST 10	STRENGTH OF	OPP. STRENGTH	TEAM	ADJ.	CONF.	ADJ CONF.
Average RPI Loss:	136	RECORD	PCT. RANK	GAMES	SCHEDULE	OF SCHEDULE	RPI	RPI	RPI	RPI
DIV. I ONLY	13- 13	172	5- 5	156	256	159	159	24	24	
DIV. I NON-CONF.	4- 6	214	0- 0	50	211	128	128	21	21	

TOTALS	RPI 1-25	RPI 26-50	W-L RECORDS	RPI 51-100	RPI 101-999	RPI 201+				
13- 13	0- 0	0- 1	OVERALL	1- 6	12- 6	10- 3				
6- 4	0- 0	0- 1	HOME	1- 1	5- 2	3- 1				
7- 7	0- 0	0- 0	AWAY	0- 0	7- 1	7- 1				
0- 2	0- 0	0- 0	NEUTRAL	0- 2	0- 0	0- 0				
4- 6	0- 0	0- 1	NON-CONFERENCE	0- 3	4- 2	3- 0				
1- 2	0- 0	0- 1	HOME	0- 0	1- 1	0- 0				
3- 2	0- 0	0- 0	AWAY	0- 1	3- 1	3- 0				
0- 2	0- 0	0- 0	NEUTRAL	0- 2	0- 0	0- 0				
9- 7	0- 0	0- 0	CONFERENCE	1- 3	8- 4	7- 3				
5- 2	0- 0	0- 0	HOME	1- 1	4- 1	3- 1				
4- 5	0- 0	0- 0	AWAY	0- 2	4- 3	4- 2				
0- 0	0- 0	0- 0	NEUTRAL	0- 0	0- 0	0- 0				

RPI 1-25				RPI 26-50				RPI 51-100				RPI 101+ Team's RPI: 159			
RPI	S	Opponent	Score	RPI	S	Opponent	Score	RPI	S	Opponent	Score	RPI	S	Opponent	Score
				42	H	Western Ky.	49 75	51	N	Miami (FL)	65 75	141	A	UNI	63 71
								77	A	UAB	66 76	141	H	UNI	60 53
								78	A	Drake	73 84	143	H	SIUE	53 57
								78	H	Drake	64 75	184	A	Morehead St.	81 85
								79	N	Albany (NY)	57 68	197	H	UT Martin	84 72
								94	A	Missouri St.	61 79	203	A	Memphis	68 56
								94	H	Missouri St.	71 69	215	A	Southeast Mo. St.	79 74
												252	A	Illinois St.	46 49
												252	H	Illinois St.	36 39
												259	A	Indiana St.	64 45
												262	A	Bradley	63 62
												262	H	Bradley	62 53
												300	A	Valparaiso	88 86
												300	H	Valparaiso	74 63
												302	A	Loyola Chicago	53 62
												302	H	Loyola Chicago	62 46
												316	A	Marshall	64 59
												349	A	Evansville	74 62

LAST 12 Division I GAMES:															
				94	A	Missouri St.	61 79	78	A	Drake	73 84				
				302	A	Loyola Chicago	53 62	94	H	Missouri St.	71 69				
				300	A	Valparaiso	88 86	300	H	Valparaiso	74 63				
				262	H	Bradley	62 53	302	H	Loyola Chicago	62 46				
				252	H	Illinois St.	36 39	252	A	Illinois St.	46 49				
				141	A	UNI	63 71	262	A	Bradley	63 62				

Non-Div I Games: Martin Methodist 60 50

Southern Ill.

■ Loss,
 ■ Non-Conf,
 ■ S Site,
 ■ Home
 ■ A Away
 N Neutral

Average RPI Win:	244	WON-LOST	WINNING	LAST 10	STRENGTH OF	OPP. STRENGTH	TEAM	ADJ.	CONF.	ADJ CONF.
Average RPI Loss:	140	RECORD	PCT. RANK	GAMES	SCHEDULE	OF SCHEDULE	RPI	RPI	RPI	RPI
DIV. I ONLY	11- 13	200	4- 6	223	174	214	214	18	18	
DIV. I NON-CONF.	6- 5	153	0- 0	315	135	230	230	19	19	

TOTALS	RPI 1-25	RPI 26-50	W-L RECORDS	RPI 51-100	RPI 101-999	RPI 201+				
11- 13	0- 1	0- 1	OVERALL	1- 2	10- 9	7- 3				
8- 3	0- 0	0- 0	HOME	0- 0	8- 3	6- 1				
3- 10	0- 1	0- 1	AWAY	1- 2	2- 6	1- 2				
0- 0	0- 0	0- 0	NEUTRAL	0- 0	0- 0	0- 0				
6- 5	0- 1	0- 0	NON-CONFERENCE	0- 1	6- 3	5- 0				
5- 1	0- 0	0- 0	HOME	0- 0	5- 1	4- 0				
1- 4	0- 1	0- 0	AWAY	0- 1	1- 2	1- 0				
0- 0	0- 0	0- 0	NEUTRAL	0- 0	0- 0	0- 0				
5- 8	0- 0	0- 1	CONFERENCE	1- 1	4- 6	2- 3				
3- 2	0- 0	0- 0	HOME	0- 0	3- 2	2- 1				
2- 6	0- 0	0- 1	AWAY	1- 1	1- 4	0- 2				
0- 0	0- 0	0- 0	NEUTRAL	0- 0	0- 0	0- 0				

RPI 1-25				RPI 26-50				RPI 51-100				RPI 101+				Team's RPI: 214
RPI	S	Opponent	Score	RPI	S	Opponent	Score	RPI	S	Opponent	Score	RPI	S	Opponent	Score	
3	A	Mississippi St.	56 91	42	A	Western Ky.	60 81	62	A	Georgia Tech	44 63	112	A	Middle Tenn.	61 53	
								77	A	UAB	80 63	120	H	Tulane	66 58	
								91	A	Rice	56 62	139	A	Charlotte	56 66	
												139	H	Charlotte	79 85	
												150	H	South Ala.	57 78	
												155	A	Ole Miss	59 68	
												157	A	Samford	56 61	
												166	A	Louisiana Tech	57 89	
												166	H	Louisiana Tech	65 50	
												208	A	North Texas	62 71	
												225	A	Fla. Atlantic	74 89	
												281	H	Old Dominion	55 74	
												282	H	UTSA	83 60	
												295	H	Alcorn	72 67	
												306	H	Alabama St.	72 35	
												316	H	Marshall	70 61	
												332	A	Northwestern St.	71 59	
												339	H	Sam Houston St.	58 38	
												341	H	Mississippi Val.	84 69	

LAST 12 Division I GAMES:																
225	A	Fla. Atlantic	74 89	282	H	UTSA	83 60	139	H	Charlotte	79 85	112	A	Middle Tenn.	61 53	
166	A	Louisiana Tech	57 89	77	A	UAB	80 63	166	H	Louisiana Tech	65 50	208	A	North Texas	62 71	
208	A	North Texas	62 71	42	A	Western Ky.	60 81	281	H	Old Dominion	55 74	225	A	Fla. Atlantic	74 89	
281	H	Old Dominion	55 74					316	H	Marshall	70 61	282	H	UTSA	83 60	
316	H	Marshall	70 61					295	H	Alcorn	72 67	281	H	Old Dominion	55 74	
91	A	Rice	56 62					306	H	Alabama St.	72 35	295	H	Alcorn	72 67	

Non-Div I Games: William Carey 82 44 Blue Mountain (MS) 96 46

Southern Miss.

Average RPI Win:	307	WON-LOST	WINNING	LAST 10	STRENGTH OF	OPP. STRENGTH	TEAM	ADJ.	CONF.	ADJ CONF.
Average RPI Loss:	140	RECORD	PCT. RANK	GAMES	SCHEDULE	OF SCHEDULE	RPI	RPI	RPI	RPI
DIV. I ONLY	12- 11	162	8- 2	282	324	186	186	32	32	
DIV. I NON-CONF.	0- 8	337	0- 0	34	19	268	268	32	32	

TOTALS	RPI 1-25	RPI 26-50	W-L RECORDS	RPI 51-100	RPI 101-999	RPI 201+				
12- 11	0- 1	0- 0	OVERALL	0- 4	12- 6	12- 3				
7- 0	0- 0	0- 0	HOME	0- 0	7- 0	7- 0				
5- 10	0- 1	0- 0	AWAY	0- 3	5- 6	5- 3				
0- 1	0- 0	0- 0	NEUTRAL	0- 1	0- 0	0- 0				
0- 8	0- 1	0- 0	NON-CONFERENCE	0- 4	0- 3	0- 0				
0- 0	0- 0	0- 0	HOME	0- 0	0- 0	0- 0				
0- 7	0- 1	0- 0	AWAY	0- 3	0- 3	0- 0				
0- 1	0- 0	0- 0	NEUTRAL	0- 1	0- 0	0- 0				
12- 3	0- 0	0- 0	CONFERENCE	0- 0	12- 3	12- 3				
7- 0	0- 0	0- 0	HOME	0- 0	7- 0	7- 0				
5- 3	0- 0	0- 0	AWAY	0- 0	5- 3	5- 3				
0- 0	0- 0	0- 0	NEUTRAL	0- 0	0- 0	0- 0				

RPI 1-25				RPI 26-50				RPI 51-100				RPI 101+				Team's RPI: 186
RPI	S	Opponent	Score	RPI	S	Opponent	Score	RPI	S	Opponent	Score	RPI	S	Opponent	Score	
19	A	South Fla.	48 108					52	A	Indiana	49 64	114	A	Bethune-Cookman	56 68	
								63	N	Tol edo	76 81	150	A	South Ala.	65 69	
								67	A	Okl ahoma St.	66 94	189	A	Wi sconsi n	74 77	
								100	A	Auburn	47 65	227	A	Grambl ing	71 79	
												227	H	Grambl ing	63 44	
												241	A	Texas Southern	67 57	
												257	A	Prai rie View	62 69	
												295	H	Al corn	64 56	
												306	A	Al abama St.	56 58	
												306	H	Al abama St.	66 58	
												308	A	Jackson St.	68 58	
												308	H	Jackson St.	86 76	
												318	A	Al abama A&M	58 46	
												318	H	Al abama A&M	77 62	
												338	A	Ark. -Pi ne Bl uff	71 52	
												338	H	Ark. -Pi ne Bl uff	59 46	
												341	A	Mi ssi ssi ppi Val .	70 54	
												341	H	Mi ssi ssi ppi Val .	66 58	
LAST 12 Division I GAMES:																
318	A	Al abama A&M	58 46	295	H	Al corn	64 56									
306	A	Al abama St.	56 58	318	H	Al abama A&M	77 62									
341	H	Mi ssi ssi ppi Val .	66 58	306	H	Al abama St.	66 58									
338	H	Ark. -Pi ne Bl uff	59 46	341	A	Mi ssi ssi ppi Val .	70 54									
308	A	Jackson St.	68 58	338	A	Ark. -Pi ne Bl uff	71 52									
227	A	Grambl ing	71 79	308	H	Jackson St.	86 76									

Non-Div I Games: Mobile 86 54

Southern U.

Average RPI Win:	243	WON-LOST	WINNING	LAST 10	STRENGTH OF	OPP. STRENGTH	TEAM	ADJ.	CONF.	ADJ CONF.
Average RPI Loss:	180	RECORD	PCT. RANK	GAMES	SCHEDULE	OF SCHEDULE	RPI	RPI	RPI	RPI
DIV. I ONLY	3- 23	334	0- 10	155	289	320	320	19	19	
DIV. I NON-CONF.	1- 10	327	0- 0	143	334	323	323	13	13	

TOTALS	RPI 1-25	RPI 26-50	W-L RECORDS	RPI 51-100	RPI 101-999	RPI 201+				
3- 23	0- 1	0- 1	OVERALL	0- 1	3- 20	2- 9				
2- 10	0- 0	0- 1	HOME	0- 1	2- 8	1- 4				
1- 13	0- 1	0- 0	AWAY	0- 0	1- 12	1- 5				
0- 0	0- 0	0- 0	NEUTRAL	0- 0	0- 0	0- 0				
1- 10	0- 1	0- 0	NON-CONFERENCE	0- 1	1- 8	1- 4				
1- 4	0- 0	0- 0	HOME	0- 1	1- 3	1- 1				
0- 6	0- 1	0- 0	AWAY	0- 0	0- 5	0- 3				
0- 0	0- 0	0- 0	NEUTRAL	0- 0	0- 0	0- 0				
2- 13	0- 0	0- 1	CONFERENCE	0- 0	2- 12	1- 5				
1- 6	0- 0	0- 1	HOME	0- 0	1- 5	0- 3				
1- 7	0- 0	0- 0	AWAY	0- 0	1- 7	1- 2				
0- 0	0- 0	0- 0	NEUTRAL	0- 0	0- 0	0- 0				

RPI	S	Opponent	Score	RPI	S	Opponent	Score	RPI	S	Opponent	Score	RPI	S	Opponent	Score	Team's RPI: 320
6	A	Oregon	38 98	36	H	Northern Colo.	54 60	68	H	UC Davis	59 85	129	A	Idaho St.	39 66	
												129	H	Idaho St.	76 70	
												133	A	Portland St.	66 70	
												137	A	Idaho	51 74	
												148	A	BYU	67 75	
												149	H	Binghamton	66 72	
												154	A	Eastern Wash.	41 58	
												169	H	North Dakota	53 68	
												171	A	Weber St.	50 65	
												171	H	Weber St.	64 77	
												176	A	San Diego	59 72	
												195	H	UC Irvine	64 71	
												202	H	CSU Bakersfield	45 46	
												228	A	Montana St.	71 91	
												228	H	Montana St.	57 63	
												244	A	Montana	71 81	
												244	H	Montana	65 74	
												253	A	Grand Canyon	54 59	
												278	A	Arizona	74 76	
												298	H	Utah St.	70 67	
												303	A	Northern Ariz.	60 57	
												303	H	Northern Ariz.	55 72	
												326	A	Utah Valley	61 69	
LAST 12 Division I GAMES:																
133	A	Portland St.	66 70	228	H	Montana St.	57 63									
36	H	Northern Colo.	54 60	244	H	Montana	65 74									
169	H	North Dakota	53 68	154	A	Eastern Wash.	41 58									
303	H	Northern Ariz.	55 72	137	A	Idaho	51 74									
129	A	Idaho St.	39 66	303	A	Northern Ariz.	60 57									
171	A	Weber St.	50 65	171	H	Weber St.	64 77									

Non-Div I Games:

Southern Utah

Average RPI Win:	236	WON-LOST	WINNING	LAST 10	STRENGTH OF	OPP. STRENGTH	TEAM	ADJ.	CONF.	ADJ CONF.
Average RPI Loss:	136	RECORD	PCT. RANK	GAMES	SCHEDULE	OF SCHEDULE	RPI	RPI	RPI	RPI
DIV. I ONLY	8- 20	281	2- 8	140	172	250	250	12	12	
DIV. I NON-CONF.	5- 8	220	0- 0	92	218	191	191	10	10	

TOTALS	RPI 1-25	RPI 26-50	W-L RECORDS	RPI 51-100	RPI 101-999	RPI 201+				
8- 20	0- 1	0- 1	OVERALL	1- 6	7- 12	5- 5				
5- 8	0- 1	0- 0	HOME	1- 2	4- 5	3- 1				
2- 12	0- 0	0- 1	AWAY	0- 4	2- 7	1- 4				
1- 0	0- 0	0- 0	NEUTRAL	0- 0	1- 0	1- 0				
5- 8	0- 1	0- 0	NON-CONFERENCE	1- 3	4- 4	2- 2				
3- 3	0- 1	0- 0	HOME	1- 1	2- 1	1- 0				
1- 5	0- 0	0- 0	AWAY	0- 2	1- 3	0- 2				
1- 0	0- 0	0- 0	NEUTRAL	0- 0	1- 0	1- 0				
3- 12	0- 0	0- 1	CONFERENCE	0- 3	3- 8	3- 3				
2- 5	0- 0	0- 0	HOME	0- 1	2- 4	2- 1				
1- 7	0- 0	0- 1	AWAY	0- 2	1- 4	1- 2				
0- 0	0- 0	0- 0	NEUTRAL	0- 0	0- 0	0- 0				

RPI 1-25				RPI 26-50				RPI 51-100				RPI 101+				Team's RPI: 250
RPI	S	Opponent	Score	RPI	S	Opponent	Score	RPI	S	Opponent	Score	RPI	S	Opponent	Score	
14	H	Buffalo	59 76	31	A	Dayton	59 80	59	A	Fordham	48 72	101	A	George Mason	63 78	
								63	H	Tol edo	39 58	101	H	George Mason	63 76	
								73	A	Duquesne	59 73	106	A	Bucknel I	59 48	
								79	A	Al bany (NY)	52 69	117	H	Del aware	52 53	
								82	A	Navy	48 86	131	A	Sai nt Loui s	55 78	
								83	H	Penn St.	65 62	164	H	Sai nt Joseph' s	64 70	
								88	H	George Washi ngton	56 63	170	H	Davi dson	68 75	
												191	A	Si ena	62 70	
												201	H	Eastern Mi ch.	70 51	
												213	H	Ri chmond	57 79	
												239	A	Hofstra	68 71	
												242	A	La Salle	63 66	
												246	H	Ni agara	76 58	
												270	H	Massachusetts	69 59	
												283	A	VCU	75 77	
												285	A	Can i si us	69 71	
												321	N	UMBC	63 54	
												329	A	Rhode Isl and	77 72	
												329	H	Rhode Isl and	81 70	

LAST 12 Di vi si on I GAMES:																
329	A	Rhode Island	77 72	73	A	Duquesne	59 73									
101	A	George Mason	63 78	59	A	Fordham	48 72									
213	H	Ri chmond	57 79	170	H	Davi dson	68 75									
283	A	VCU	75 77	329	H	Rhode Island	81 70									
88	H	George Washi ngton	56 63	242	A	La Salle	63 66									
101	H	George Mason	63 76	31	A	Dayton	59 80									

Non-Di v I Games:

St. Bonaventure

S
t
.
F
r
a
n
c
i
s
B
r
o
o
k
l
y
n

St. Francis Brooklyn				Through Games Of Feb. 23, 2018						
Average RPI Win:	271	WON-LOST	WINNING	LAST 10	STRENGTH OF	OPP. STRENGTH	TEAM	ADJ.	CONF.	ADJ CONF.
Average RPI Loss:	204	RECORD	PCT. RANK	GAMES	SCHEDULE	OF SCHEDULE	RPI	RPI	RPI	RPI
DIV. I ONLY	11- 14	210	6- 4	314	328	267	267	29	29	
DIV. I NON-CONF.	4- 7	226	0- 0	303	311	280	280	29	29	

TOTALS	RPI 1-25	RPI 26-50	W-L RECORDS	RPI 51-100	RPI 101-999	RPI 201+				
11- 14	0- 0	0- 0	OVERALL	0- 1	11- 13	9- 8				
8- 3	0- 0	0- 0	HOME	0- 0	8- 3	6- 1				
3- 10	0- 0	0- 0	AWAY	0- 1	3- 9	3- 6				
0- 1	0- 0	0- 0	NEUTRAL	0- 0	0- 1	0- 1				
4- 7	0- 0	0- 0	NON-CONFERENCE	0- 1	4- 6	3- 4				
3- 1	0- 0	0- 0	HOME	0- 0	3- 1	2- 0				
1- 5	0- 0	0- 0	AWAY	0- 1	1- 4	1- 3				
0- 1	0- 0	0- 0	NEUTRAL	0- 0	0- 1	0- 1				
7- 7	0- 0	0- 0	CONFERENCE	0- 0	7- 7	6- 4				
5- 2	0- 0	0- 0	HOME	0- 0	5- 2	4- 1				
2- 5	0- 0	0- 0	AWAY	0- 0	2- 5	2- 3				
0- 0	0- 0	0- 0	NEUTRAL	0- 0	0- 0	0- 0				

RPI 1-25				RPI 26-50				RPI 51-100				RPI 101+ Team's RPI: 267					
RPI	S	Opponent	Score	RPI	S	Opponent	Score	RPI	S	Opponent	Score	RPI	S	Opponent	Score		
								60	A	St. John's (NY)	49	73		A	Seton Hall	50	84
														A	Saint Francis (PA)	75	90
														H	Saint Francis (PA)	71	94
														A	Robert Morris	36	59
														H	Robert Morris	49	47
														H	Army West Point	73	52
														H	Morehead St.	59	73
														N	Norfolk St.	51	52
														A	Fla. Atlantic	60	80
														H	Loyola Maryland	64	47
														A	Manhattan	54	57
														A	Howard	69	72
														H	Sacred Heart	63	48
														H	Fairleigh Dickinson	62	70
														A	LIU Brooklyn	59	61
														H	LIU Brooklyn	64	54
														A	Bryant	63	73
														A	Mt. St. Mary's	75	56
														H	Mt. St. Mary's	82	73
														A	Central Conn. St.	78	70
														A	Wagner	47	50
														H	Wagner	80	76
														H	Iona	72	63
														A	Saint Peter's	64	49
LAST 12 Division I GAMES:																	
286	H	LIU Brooklyn	64	54	269	H	Fairleigh Dickinson	62	70								
130	H	Robert Morris	49	47	287	A	Bryant	63	73								
122	H	Saint Francis (PA)	71	94	296	A	Central Conn. St.	78	70								
288	A	Mt. St. Mary's	75	56	334	H	Wagner	80	76								
334	A	Wagner	47	50	288	H	Mt. St. Mary's	82	73								
268	H	Sacred Heart	63	48	130	A	Robert Morris	36	59								

Non-Div I Games:

St. Francis Brooklyn

Average RPI	Win:	122	WON-LOST	WINNING	LAST 10	STRENGTH OF	OPP. STRENGTH	TEAM	ADJ.	CONF.	ADJ CONF.
Average RPI	Loss:	65	RECORD	PCT. RANK	GAMES	SCHEDULE	OF SCHEDULE	RPI	RPI	RPI	RPI
DIV. I ONLY		16- 12		131	4- 5	16	58	60	60	6	6
DIV. I NON-CONF.		7- 4		102	0- 1	6	60	31	31	6	6

TOTALS	RPI 1-25		RPI 26-50		W-L RECORDS	RPI 51-100		RPI 101-999		RPI 201+	
16- 12	0- 5		2- 3		OVERALL	3- 1		11- 3		3- 2	
10- 4	0- 2		2- 0		HOME	1- 1		7- 1		2- 1	
5- 6	0- 1		0- 3		AWAY	2- 0		3- 2		1- 1	
1- 2	0- 2		0- 0		NEUTRAL	0- 0		1- 0		0- 0	
7- 4	0- 3		0- 0		NON-CONFERENCE	3- 1		4- 0		1- 0	
4- 2	0- 1		0- 0		HOME	1- 1		3- 0		1- 0	
2- 0	0- 0		0- 0		AWAY	2- 0		0- 0		0- 0	
1- 2	0- 2		0- 0		NEUTRAL	0- 0		1- 0		0- 0	
9- 8	0- 2		2- 3		CONFERENCE	0- 0		7- 3		2- 2	
6- 2	0- 1		2- 0		HOME	0- 0		4- 1		1- 1	
3- 6	0- 1		0- 3		AWAY	0- 0		3- 2		1- 1	
0- 0	0- 0		0- 0		NEUTRAL	0- 0		0- 0		0- 0	

RPI 1-25				RPI 26-50				RPI 51-100				Team's RPI: 60				RPI 101+			
RPI	S	Opponent	Score	RPI	S	Opponent	Score	RPI	S	Opponent	Score	RPI	S	Opponent	Score	RPI	S	Opponent	Score
13	N	South Carolina	58 76	26	A	Marquette	72 74	51	A	Miami (FL)	74 64	105	A	Butler	73 55				
14	H	Buffalo	72 73	28	A	Villanova	52 69	59	H	Fordham	64 67	105	H	Butler	76 38				
19	N	South Fla.	59 68	28	H	Villanova	70 64	71	H	James Madison	81 64	110	N	Western Mich.	76 48				
23	A	DePaul	67 76	49	A	Creighton	39 53	79	A	Albany (NY)	71 66	113	A	Georgetown	71 63				
23	H	DePaul	54 67	49	H	Creighton	72 65					113	H	Georgetown	64 41				
																119	A	Seton Hall	57 62
																119	H	Seton Hall	75 56
																140	H	Kansas	65 53
																160	H	William & Mary	92 81
																206	A	Providence	68 70
																206	H	Providence	44 49
																220	A	Xavier	67 63
																220	H	Xavier	70 36
																267	H	St. Francis Brooklyn	73 49
LAST 12 Division I GAMES:																			
19	N	South Fla.	59 68	105	H	Butler	76 38												
23	H	DePaul	54 67	206	A	Providence	68 70												
119	H	Seton Hall	75 56	49	A	Creighton	39 53												
113	A	Georgetown	71 63	119	A	Seton Hall	57 62												
28	A	Villanova	52 69	28	H	Villanova	70 64												
220	H	Xavier	70 36	113	H	Georgetown	64 41												

Average RPI Win: 120

Average RPI Loss: 26

WON-LOST
RECORDWINNING
PCT. RANKLAST 10
GAMESSTRENGTH OF
SCHEDULEOPP. STRENGTH
OF SCHEDULETEAM
RPIADJ.
RPICONF.
RPIADJ CONF.
RPIDIV. I ONLY
DIV. I NON-CONF.20- 9
6- 671
1708- 2
0- 07
414
1615
3815
385
35
3

TOTALS

RPI 1-25

RPI 26-50

W-L RECORDS

RPI 51-100

RPI 101-999

RPI 201+

20- 9

2- 6

5- 2

OVERALL

3- 0

10- 1

4- 0

12- 2

1- 1

3- 0

HOME

2- 0

6- 1

3- 0

6- 5

1- 3

2- 2

AWAY

0- 0

3- 0

1- 0

2- 2

0- 2

0- 0

NEUTRAL

1- 0

1- 0

0- 0

6- 6

0- 5

0- 0

NON-CONFERENCE

2- 0

4- 1

2- 0

3- 2

0- 1

0- 0

HOME

1- 0

2- 1

2- 0

1- 2

0- 2

0- 0

AWAY

0- 0

1- 0

0- 0

2- 2

0- 2

0- 0

NEUTRAL

1- 0

1- 0

0- 0

14- 3

2- 1

5- 2

CONFERENCE

1- 0

6- 0

2- 0

9- 0

1- 0

3- 0

HOME

1- 0

4- 0

1- 0

5- 3

1- 1

2- 2

AWAY

0- 0

2- 0

1- 0

0- 0

0- 0

0- 0

NEUTRAL

0- 0

0- 0

0- 0

RPI 1-25

Team's RPI: 15

RPI 26-50

RPI 51-100

RPI 101+

RPI	S	Opponent	Score
2	N	UConn	53 78
5	A	Baylor	57 81
6	A	Oregon	78 65
7	A	Ohio St.	64 85
7	N	Ohio St.	82 94
9	A	UCLA	53 64
9	H	UCLA	76 65
10	H	Tennessee	71 83

RPI	S	Opponent	Score
37	A	Cal i forn i a	66 78
37	H	Cal i forn i a	74 69
41	A	Oregon St.	60 57
46	A	Southern Cal i forn i a	59 55
46	H	Southern Cal i forn i a	72 65
48	A	Ari zona St.	66 73
48	H	Ari zona St.	74 50

RPI	S	Opponent	Score
65	N	Bel mont	74 53
84	H	UNLV	74 33
99	H	Utah	70 49

RPI	S	Opponent	Score
103	H	Washington St.	70 57
111	H	Western Ill.	64 71
144	A	San Francisco	86 66
145	H	Colorado	62 53
156	N	Kent St.	79 54
192	A	Washing ton	86 79
192	H	Washing ton	71 45
202	H	CSU Bakersfi el d	57 34
238	H	UC Ri versi de	53 43
278	A	Ari zona	61 46
278	H	Ari zona	79 42

LAST 12 Di v i s i o n I GAMES:

192	A	Washington	86 79	41	A	Oregon St.	60 57
37	A	Cal i forn i a	66 78	278	H	Ari zona	79 42
37	H	Cal i forn i a	74 69	48	H	Ari zona St.	74 50
145	H	Colorado	62 53	9	A	UCLA	53 64
99	H	Utah	70 49	46	A	Southern Cal i forn i a	59 55
6	A	Oregon	78 65	192	H	Washi ngton	71 45

Non-Di v I Games:

Stanford

■ Loss,
 ■ Non-Conf,
 ■ S Site,
 ■ Home
 ■ Away
 N Neutral

Stetson

Stetson

Stetson				Through Games Of Feb. 23, 2018							
Average RPI	Win:	242	WON-LOST	WINNING	LAST 10	STRENGTH OF	OPP. STRENGTH	TEAM	ADJ.	CONF.	ADJ CONF.
Average RPI	Loss:	139	RECORD	PCT. RANK	GAMES	SCHEDULE	OF SCHEDULE	RPI	RPI	RPI	RPI
DIV. I ONLY		15- 12	144	6- 4	242	200	180	180	23	23	
DIV. I NON-CONF.		7- 7	170	0- 0	115	115	146	146	22	22	

TOTALS		RPI 1-25	RPI 26-50		W-L RECORDS		RPI 51-100	RPI 101-999	RPI 201+		
15- 12	0- 2	0- 1		OVERALL		0- 4	15- 5	11- 4			
9- 2	0- 0	0- 0		HOME		0- 1	9- 1	7- 0			
4- 6	0- 2	0- 0		AWAY		0- 2	4- 2	3- 2			
2- 4	0- 0	0- 1		NEUTRAL		0- 1	2- 2	1- 2			
7- 7	0- 2	0- 1		NON-CONFERENCE		0- 1	7- 3	3- 2			
4- 1	0- 0	0- 0		HOME		0- 0	4- 1	2- 0			
1- 2	0- 2	0- 0		AWAY		0- 0	1- 0	0- 0			
2- 4	0- 0	0- 1		NEUTRAL		0- 1	2- 2	1- 2			
8- 5	0- 0	0- 0		CONFERENCE		0- 3	8- 2	8- 2			
5- 1	0- 0	0- 0		HOME		0- 1	5- 0	5- 0			
3- 4	0- 0	0- 0		AWAY		0- 2	3- 2	3- 2			
0- 0	0- 0	0- 0		NEUTRAL		0- 0	0- 0	0- 0			

RPI 1-25				RPI 26-50				RPI 51-100				RPI 101+ Team's RPI: 180			
RPI	S	Opponent	Score	RPI	S	Opponent	Score	RPI	S	Opponent	Score	RPI	S	Opponent	Score
8	A	Florida St.	39 84	42	N	Western Ky.	58 66	54	A	FGCU	40 80	108	H	Chattanooga	78 67
11	A	Texas	59 95					96	N	Wright St.	59 64	135	H	Texas St.	61 54
								98	A	Jacksonville	63 73	143	A	SIUE	65 61
								98	H	Jacksonville	54 61	162	N	Florida	85 71
												194	H	High Point	64 69
												206	N	Providence	45 56
												213	H	Richmond	72 67
												251	A	North Florida	68 51
												251	H	North Florida	68 55
												256	H	Northern Ky.	67 56
												261	A	Lipscomb	59 55
												261	H	Lipscomb	91 71
												276	N	UMKC	50 67
												292	A	USC Upstate	64 69
												292	H	USC Upstate	62 61
												293	A	Kennesaw St.	49 66
												293	H	Kennesaw St.	96 53
												331	N	Delaware St.	58 43
												336	A	NJIT	72 53
												336	H	NJIT	73 55

LAST 12 Division I GAMES:															
261	H	Lipscomb	91 71	98	A	Jacksonville	63 73	251	H	North Florida	68 55	293	A	Kennesaw St.	49 66
293	H	Kennesaw St.	96 53	251	H	North Florida	68 55	293	A	Kennesaw St.	49 66	261	A	Lipscomb	59 55
292	A	USC Upstate	64 69	293	A	Kennesaw St.	49 66	336	H	NJIT	73 55	336	H	NJIT	73 55
336	A	NJIT	72 53	261	A	Lipscomb	59 55	292	H	USC Upstate	62 61				
98	H	Jacksonville	54 61	336	H	NJIT	73 55								
251	A	North Florida	68 51	292	H	USC Upstate	62 61								

Non-Div I Games: Thomas (GA) 92 41 Webber Int'l 67 30

Stetson

Average RPI Win:	265	WON-LOST	WINNING	LAST 10	STRENGTH OF	OPP. STRENGTH	TEAM	ADJ.	CONF.	ADJ CONF.
Average RPI Loss:	127	RECORD	PCT. RANK	GAMES	SCHEDULE	OF SCHEDULE	RPI	RPI	RPI	RPI
DIV. I ONLY	16- 11	120	7- 3	284	247	182	182	20	20	
DIV. I NON-CONF.	7- 5	132	0- 0	333	256	225	225	24	24	

TOTALS	RPI 1-25	RPI 26-50	W-L RECORDS	RPI 51-100	RPI 101-999	RPI 201+				
16- 11	0- 0	0- 1	OVERALL	1- 4	15- 6	12- 1				
8- 5	0- 0	0- 0	HOME	1- 1	7- 4	7- 0				
8- 6	0- 0	0- 1	AWAY	0- 3	8- 2	5- 1				
0- 0	0- 0	0- 0	NEUTRAL	0- 0	0- 0	0- 0				
7- 5	0- 0	0- 1	NON-CONFERENCE	0- 1	7- 3	7- 1				
4- 1	0- 0	0- 0	HOME	0- 0	4- 1	4- 0				
3- 4	0- 0	0- 1	AWAY	0- 1	3- 2	3- 1				
0- 0	0- 0	0- 0	NEUTRAL	0- 0	0- 0	0- 0				
9- 6	0- 0	0- 0	CONFERENCE	1- 3	8- 3	5- 0				
4- 4	0- 0	0- 0	HOME	1- 1	3- 3	3- 0				
5- 2	0- 0	0- 0	AWAY	0- 2	5- 0	2- 0				
0- 0	0- 0	0- 0	NEUTRAL	0- 0	0- 0	0- 0				

RPI 1-25	RPI 26-50	RPI 51-100	RPI 101+	Team's RPI: 182
RPI S Opponent Score	RPI S Opponent Score	RPI S Opponent Score	RPI S Opponent Score	Score
	30 Syracuse 70 81	69 Harvard 53 60	125 Yale 71 77	
		79 Albany (NY) 58 64	149 Binghamton 67 59	
		79 Albany (NY) 68 72	149 Binghamton 64 69	
		81 Maine 56 64	153 Hartford 66 58	
		81 Maine 76 68	153 Hartford 68 75	
			181 Northwestern 36 68	
			185 New Hampshire 62 56	
			185 New Hampshire 50 51	
			239 Hofstra 73 49	
			248 Manhattan 74 59	
			269 Fairleigh Dickinson 56 51	
			271 Cornell 40 48	
			290 Vermont 80 57	
			296 Central Conn. St. 60 55	
			321 UMBC 69 44	
			321 UMBC 53 49	
			327 Ga. Southern 68 49	
			334 Wagner 69 50	
			335 Iona 63 46	
			344 UMass Lowell 63 60	
			344 UMass Lowell 59 50	
LAST 12 Division I GAMES:				
185 New Hampshire 62 56	321 UMBC 69 44			
321 UMBC 53 49	79 Albany (NY) 58 64			
81 Maine 76 68	344 UMass Lowell 59 50			
344 UMass Lowell 63 60	185 New Hampshire 50 51			
149 Binghamton 64 69	149 Binghamton 67 59			
153 Hartford 66 58	290 Vermont 80 57			

Non-Div I Games: Farmingdale St. 76 25

Stony Brook

Average RPI Loss: 27

DIV. I ONLY	21- 7	46	7- 3	58	17	30	30	1	1
DIV. I NON-CONF.	12- 1	6	0- 0	142	83	28	28	1	1
TOTALS	RPI 1-25	RPI 26-50	W-L RECORDS	RPI 51-100	RPI 101-999	RPI 201+			
21- 7	2- 4	1- 1	OVERALL	4- 2	14- 0	4- 0			
12- 2	2- 1	1- 0	HOME	1- 1	8- 0	3- 0			
6- 4	0- 2	0- 1	AWAY	3- 1	3- 0	0- 0			
3- 1	0- 1	0- 0	NEUTRAL	0- 0	3- 0	1- 0			
12- 1	0- 1	1- 0	NON-CONFERENCE	2- 0	9- 0	4- 0			
7- 0	0- 0	1- 0	HOME	0- 0	6- 0	3- 0			
2- 0	0- 0	0- 0	AWAY	2- 0	0- 0	0- 0			
3- 1	0- 1	0- 0	NEUTRAL	0- 0	3- 0	1- 0			
9- 6	2- 3	0- 1	CONFERENCE	2- 2	5- 0	0- 0			
5- 2	2- 1	0- 0	HOME	1- 1	2- 0	0- 0			
4- 4	0- 2	0- 1	AWAY	1- 1	3- 0	0- 0			
0- 0	0- 0	0- 0	NEUTRAL	0- 0	0- 0	0- 0			

RPI 1-25				RPI 26-50				Team's RPI: 30				RPI 51-100				RPI 101+			
RPI	S	Opponent	Score	RPI	S	Opponent	Score	RPI	S	Opponent	Score	RPI	S	Opponent	Score	RPI	S	Opponent	Score
1	A	Notre Dame	72 87	35	A	Vi rgi ni a	63 68	51	A	Mi ami (FL)	67 72	115	A	North Carolina	86 80				
3	N	Mississippi St.	65 76	47	H	Drexel	72 62	62	H	Georgia Tech	88 77	134	N	Vanderbilt	84 78				
4	H	Louisville	77 84					74	H	Vi rgi ni a Tech	64 73	151	H	Clemson	86 51				
8	H	Florida St.	76 69					84	A	UNLV	69 55	153	H	Hartford	75 63				
12	H	Duke	68 65					88	A	George Washi ngton	74 62	173	A	Pittsburgh	62 53				
21	A	NC State	56 60					97	A	Wake Forest	71 61	173	H	Pittsburgh	70 52				
LAST 12 Division I GAMES:																			
115	A	North Carolina	86 80	190	A	Boston College	75 57												
173	A	Pittsburgh	62 53	151	H	Clemson	86 51												
12	H	Duke	68 65	173	H	Pittsburgh	70 52												
97	A	Wake Forest	71 61	51	A	Mi ami (FL)	67 72												
4	H	Louisville	77 84	21	A	NC State	56 60												
74	H	Vi rgi ni a Tech	64 73	8	H	Florida St.	76 69												

Syracuse

TCUTCU

TCU

Average RPI Win:	222	WON-LOST	WINNING	LAST 10	STRENGTH OF	OPP. STRENGTH	TEAM	ADJ.	CONF.	ADJ CONF.
Average RPI Loss:	72	RECORD	PCT. RANK	GAMES	SCHEDULE	OF SCHEDULE	RPI	RPI	RPI	RPI
DIV. I ONLY	10- 17	241	1- 9	72	76	193	193	8	8	
DIV. I NON-CONF.	8- 5	111	0- 1	196	116	184	184	7	7	

TOTALS	RPI 1-25	RPI 26-50	W-L RECORDS	RPI 51-100	RPI 101-999	RPI 201+				
10- 17	0- 5	0- 2	OVERALL	1- 4	9- 6	6- 1				
8- 10	0- 3	0- 2	HOME	1- 3	7- 2	4- 0				
2- 7	0- 1	0- 0	AWAY	0- 0	2- 1	2- 0				
0- 0	0- 0	0- 0	NEUTRAL	0- 0	0- 0	0- 0				
8- 5	0- 1	0- 2	NON-CONFERENCE	1- 1	7- 1	5- 0				
6- 5	0- 1	0- 2	HOME	1- 1	5- 1	3- 0				
2- 0	0- 0	0- 0	AWAY	0- 0	2- 0	2- 0				
0- 0	0- 0	0- 0	NEUTRAL	0- 0	0- 0	0- 0				
2- 12	0- 4	0- 0	CONFERENCE	0- 3	2- 5	1- 1				
2- 5	0- 2	0- 0	HOME	0- 2	2- 1	1- 0				
0- 7	0- 2	0- 0	AWAY	0- 1	0- 4	0- 1				
0- 0	0- 0	0- 0	NEUTRAL	0- 0	0- 0	0- 0				

RPI 1-25				RPI 26-50				RPI 51-100				RPI 101+				Team's RPI: 193
RPI	S	Opponent	Score	RPI	S	Opponent	Score	RPI	S	Opponent	Score	RPI	S	Opponent	Score	
2	A	UConn	45 106	28	H	Villanova	65 69	53	A	UCF	46 76	120	A	Tulane	65 69	
2	H	UConn	57 113	33	H	Rutgers	67 84	53	H	UCF	57 64	128	A	Cincinnati	72 80	
13	H	South Carolina	60 87					55	H	Houston	75 99	128	H	Cincinnati	52 70	
19	A	South Fla.	60 76					69	H	Harvard	86 64	138	A	Wichita St.	81 88	
19	H	South Fla.	73 89					75	H	Penn	59 74	155	H	Ole Miss	48 64	
												158	H	Marist	83 77	
												164	H	Saint Joseph's	69 66	
												177	H	Tulsa	76 75	
												205	A	SMU	56 60	
												205	H	SMU	55 52	
												209	H	Hampton	65 56	
												242	A	La Salle	69 52	
												331	H	Delaware St.	96 72	
												334	H	Wagner	70 36	
												335	A	Iona	59 54	

LAST 12 Division I GAMES:																
128	H	Cincinnati	52 70	205	A	SMU	56 60	19	A	South Fla.	60 76					
2	A	UConn	45 106	75	H	Penn	59 74	2	H	UConn	57 113					
138	A	Wichita St.	81 88	55	H	Houston	75 99									
53	H	UCF	57 64	128	A	Cincinnati	72 80									
120	A	Tulane	65 69													
177	H	Tulsa	76 75													

Non-Div I Games:

Temple

Average RPI Win:	107	WON-LOST	WINNING	LAST 10	STRENGTH OF	OPP. STRENGTH	TEAM	ADJ.	CONF.	ADJ CONF.
Average RPI Loss:	26	RECORD	PCT. RANK	GAMES	SCHEDULE	OF SCHEDULE	RPI	RPI	RPI	RPI
DIV. I ONLY	22- 6	33	6- 4	12	7	10	10	2	2	
DIV. I NON-CONF.	12- 1	6	0- 1	11	28	3	3	2	2	

TOTALS	RPI 1-25	RPI 26-50	W-L RECORDS	RPI 51-100	RPI 101-999	RPI 201+				
22- 6	5- 4	1- 1	OVERALL	5- 1	11- 0	2- 0				
12- 2	3- 1	0- 0	HOME	2- 1	7- 0	1- 0				
7- 4	2- 3	0- 1	AWAY	1- 0	4- 0	1- 0				
3- 0	0- 0	1- 0	NEUTRAL	2- 0	0- 0	0- 0				
12- 1	2- 1	1- 0	NON-CONFERENCE	3- 0	6- 0	2- 0				
7- 0	1- 0	0- 0	HOME	1- 0	5- 0	1- 0				
2- 1	1- 1	0- 0	AWAY	0- 0	1- 0	1- 0				
3- 0	0- 0	1- 0	NEUTRAL	2- 0	0- 0	0- 0				
10- 5	3- 3	0- 1	CONFERENCE	2- 1	5- 0	0- 0				
5- 2	2- 1	0- 0	HOME	1- 1	2- 0	0- 0				
5- 3	1- 2	0- 1	AWAY	1- 0	3- 0	0- 0				
0- 0	0- 0	0- 0	NEUTRAL	0- 0	0- 0	0- 0				

RPI	S	Opponent	Score	RPI	S	Opponent	Score	RPI	S	Opponent	Score	RPI	S	Opponent	Score
1	A	Notre Dame	70 84	26	N	Marquette	101 99	56	N	South Dakota	69 49	121	H	ETSU	87 49
3	H	Mississippi St.	52 71	29	A	LSU	59 70	67	N	Oklahoma St.	79 69	123	A	Arkansas	90 85
11	H	Texas	82 75					71	H	James Madison	89 60	127	H	Central Ark.	77 34
13	A	South Carolina	86 70					85	H	Alabama	63 72	134	A	Vanderbilt	74 64
15	A	Stanford	83 71					92	A	Kentucky	63 49	134	H	Vanderbilt	86 73
17	A	Missouri	73 77					100	H	Auburn	70 59	138	H	Wichita St.	68 56
20	A	Texas A&M	76 79									155	H	Ole Miss	75 66
20	H	Texas A&M	82 67									160	H	Troy	131 69
25	H	Georgia	62 46									162	A	Florida	70 42
												305	A	Long Beach St.	90 61
												306	H	Alabama St.	104 51

LAST 12 Division I GAMES:															
162	A	Florida	70 42	20	H	Texas A&M	82 67								
17	A	Missouri	73 77	29	A	LSU	59 70								
85	H	Alabama	63 72	155	H	Ole Miss	75 66								
25	H	Georgia	62 46	3	H	Mississippi St.	52 71								
123	A	Arkansas	90 85	1	A	Notre Dame	70 84								
134	A	Vanderbilt	74 64	13	A	South Carolina	86 70								

Non-Div I Games:

Tennessee

Average RPI Win:	310	WON-LOST	WINNING	LAST 10	STRENGTH OF	OPP. STRENGTH	TEAM	ADJ.	CONF.	ADJ CONF.
Average RPI Loss:	196	RECORD	PCT. RANK	GAMES	SCHEDULE	OF SCHEDULE	RPI	RPI	RPI	RPI
DIV. I ONLY	5- 20	316	3- 7	278	303	333	333	25	25	
DIV. I NON-CONF.	1- 7	310	0- 0	174	274	321	321	27	27	

TOTALS	RPI 1-25	RPI 26-50	W-L RECORDS	RPI 51-100	RPI 101-999	RPI 201+				
5- 20	0- 1	0- 1	OVERALL	0- 1	5- 17	5- 8				
4- 10	0- 0	0- 1	HOME	0- 1	4- 8	4- 4				
1- 10	0- 1	0- 0	AWAY	0- 0	1- 9	1- 4				
0- 0	0- 0	0- 0	NEUTRAL	0- 0	0- 0	0- 0				
1- 7	0- 1	0- 1	NON-CONFERENCE	0- 0	1- 5	1- 3				
1- 4	0- 0	0- 1	HOME	0- 0	1- 3	1- 2				
0- 3	0- 1	0- 0	AWAY	0- 0	0- 2	0- 1				
0- 0	0- 0	0- 0	NEUTRAL	0- 0	0- 0	0- 0				
4- 13	0- 0	0- 0	CONFERENCE	0- 1	4- 12	4- 5				
3- 6	0- 0	0- 0	HOME	0- 1	3- 5	3- 2				
1- 7	0- 0	0- 0	AWAY	0- 0	1- 7	1- 3				
0- 0	0- 0	0- 0	NEUTRAL	0- 0	0- 0	0- 0				

RPI 1-25				RPI 26-50				RPI 51-100				RPI 101+				Team's RPI: 333
RPI	S	Opponent	Score	RPI	S	Opponent	Score	RPI	S	Opponent	Score	RPI	S	Opponent	Score	
4	A	Louisville	56 95	39	H	Ball St.	65 85	65	H	Belmont	70 87	143	A	SIUE	63 74	
												143	H	SIUE	76 88	
												160	H	Troy	66 95	
												179	A	Jacksonville St.	61 62	
												179	H	Jacksonville St.	56 75	
												184	A	Morehead St.	81 97	
												184	H	Morehead St.	69 71	
												197	A	UT Martin	68 80	
												200	A	Arkansas St.	62 68	
												203	A	Memphis	75 79	
												215	A	Southeast Mo. St.	66 71	
												240	H	Austin Peay	59 75	
												261	H	Lipscomb	71 64	
												294	H	Murray St.	73 85	
												312	A	Tennessee Tech	65 68	
												312	H	Tennessee Tech	76 66	
												314	A	Eastern Ky.	59 58	
												314	H	Eastern Ky.	69 58	
												316	H	Marshall	65 71	
												318	H	Alabama A&M	75 77	
												347	A	Eastern Ill.	59 66	
												347	H	Eastern Ill.	86 68	

LAST 12 Division I GAMES:																
312	A	Tennessee Tech	65 68	184	A	Morehead St.	81 97									
314	H	Eastern Ky.	69 58	347	H	Eastern Ill.	86 68									
184	H	Morehead St.	69 71	143	H	SIUE	76 88									
179	A	Jacksonville St.	61 62	294	H	Murray St.	73 85									
65	H	Belmont	70 87	240	H	Austin Peay	59 75									
314	A	Eastern Ky.	59 58	143	A	SIUE	63 74									

Non-Div I Games: Fisk 93 48

Tennessee St.

Average RPI Win:	288	WON-LOST	WINNING	LAST 10	STRENGTH OF	OPP. STRENGTH	TEAM	ADJ.	CONF.	ADJ CONF.
Average RPI Loss:	180	RECORD	PCT. RANK	GAMES	SCHEDULE	OF SCHEDULE	RPI	RPI	RPI	RPI
DIV. I ONLY	5- 21	318	3- 7	196	307	312	312	25	25	
DIV. I NON-CONF.	1- 8	313	0- 0	93	186	285	285	27	27	

TOTALS	RPI 1-25	RPI 26-50	W-L RECORDS	RPI 51-100	RPI 101-999	RPI 201+				
5- 21	0- 1	0- 0	OVERALL	0- 5	5- 15	4- 8				
3- 9	0- 0	0- 0	HOME	0- 2	3- 7	3- 4				
2- 12	0- 1	0- 0	AWAY	0- 3	2- 8	1- 4				
0- 0	0- 0	0- 0	NEUTRAL	0- 0	0- 0	0- 0				
1- 8	0- 1	0- 0	NON-CONFERENCE	0- 3	1- 4	1- 1				
1- 3	0- 0	0- 0	HOME	0- 1	1- 2	1- 1				
0- 5	0- 1	0- 0	AWAY	0- 2	0- 2	0- 0				
0- 0	0- 0	0- 0	NEUTRAL	0- 0	0- 0	0- 0				
4- 13	0- 0	0- 0	CONFERENCE	0- 2	4- 11	3- 7				
2- 6	0- 0	0- 0	HOME	0- 1	2- 5	2- 3				
2- 7	0- 0	0- 0	AWAY	0- 1	2- 6	1- 4				
0- 0	0- 0	0- 0	NEUTRAL	0- 0	0- 0	0- 0				

RPI 1-25				RPI 26-50				RPI 51-100				RPI 101+ Team's RPI: 312			
RPI	S	Opponent	Score	RPI	S	Opponent	Score	RPI	S	Opponent	Score	RPI	S	Opponent	Score
25	A	Georgia	48 56					65	A	Belmont	59 78	112	A	Middle Tenn.	44 58
								65	H	Belmont	60 68	121	A	ETSU	55 74
								80	H	IUPUI	54 68	143	A	SIUE	58 65
								92	A	Kentucky	54 82	152	H	Radford	41 60
								96	A	Wright St.	59 82	179	A	Jacksonville St.	60 58
												184	A	Morehead St.	51 53
												184	H	Morehead St.	67 74
												197	H	UT Martin	51 67
												215	H	Southeast Mo. St.	66 70
												240	A	Austin Peay	52 53
												240	H	Austin Peay	63 59
												261	H	Lipscomb	57 61
												294	A	Murray St.	73 80
												294	H	Murray St.	63 72
												314	A	Eastern Ky.	53 55
												314	H	Eastern Ky.	68 76
												333	A	Tennessee St.	66 76
												333	H	Tennessee St.	68 65
												340	H	Winthrop	70 41
												347	A	Eastern Ill.	60 57
LAST 12 Division I GAMES:															
333	H	Tennessee St.	68 65	143	A	SIUE	58 65								
294	A	Murray St.	73 80	197	H	UT Martin	51 67								
240	A	Austin Peay	52 53	215	H	Southeast Mo. St.	66 70								
65	H	Belmont	60 68	184	A	Morehead St.	51 53								
179	A	Jacksonville St.	60 58	314	A	Eastern Ky.	53 55								
347	A	Eastern Ill.	60 57	294	H	Murray St.	63 72								

Non-Div I Games: Cumberland (TN) 83 52 Tenn. Wesleyan 84 66

Tennessee Tech

Loss, Non-Conf, S Site, H Home A Away N Neutral

Average RPI Win: **131**
 Average RPI Loss: **19**

WON-LOST
RECORD

WINNING
PCT. RANK

LAST 10
GAMES

STRENGTH OF
SCHEDULE

OPP. STRENGTH
OF SCHEDULE

TEAM
RPI

ADJ.
RPI

CONF.
RPI

ADJ CONF.
RPI

DIV. I ONLY	22- 5	29	8- 2	17	28	11	11	4	4
DIV. I NON-CONF.	9- 2	33	0- 1	44	33	25	25	5	5
TOTALS	RPI 1-25	RPI 26-50	W-L RECORDS	RPI 51-100	RPI 101-999	RPI 201+			
22- 5	3- 4	1- 0	OVERALL	7- 1	11- 0	5- 0			
13- 2	1- 2	0- 0	HOME	4- 0	8- 0	4- 0			
7- 3	2- 2	0- 0	AWAY	3- 1	2- 0	1- 0			
2- 0	0- 0	1- 0	NEUTRAL	0- 0	1- 0	0- 0			
9- 2	2- 2	1- 0	NON-CONFERENCE	0- 0	6- 0	3- 0			
6- 1	1- 1	0- 0	HOME	0- 0	5- 0	3- 0			
1- 1	1- 1	0- 0	AWAY	0- 0	0- 0	0- 0			
2- 0	0- 0	1- 0	NEUTRAL	0- 0	1- 0	0- 0			
13- 3	1- 2	0- 0	CONFERENCE	7- 1	5- 0	2- 0			
7- 1	0- 1	0- 0	HOME	4- 0	3- 0	1- 0			
6- 2	1- 1	0- 0	AWAY	3- 1	2- 0	1- 0			
0- 0	0- 0	0- 0	NEUTRAL	0- 0	0- 0	0- 0			

RPI	S	Opponent	Score	RPI	S	Opponent	Score	RPI	S	Opponent	Score	RPI	S	Opponent	Score
2	H	UConn	71 75	29	N	LSU	75 66	64	A	West Virginia	73 55	118	H	Iowa St.	87 55
5	A	Baylor	56 81					64	H	West Virginia	79 58	140	A	Kansas	55 41
5	H	Baylor	87 93					67	A	Oklahoma St.	77 62	140	H	Kansas	79 62
8	H	Florida St.	87 72					67	H	Oklahoma St.	84 79	166	H	Louisiana Tech	88 54
10	A	Tennessee	75 82					72	A	TCU	77 79	180	H	Stetson	95 59
24	A	Oklahoma	88 78					72	H	TCU	92 65	192	N	Washington	92 68
25	A	Georgia	81 53					90	A	Kansas St.	75 64	230	A	Texas Tech	90 39
								90	H	Kansas St.	76 54	230	H	Texas Tech	87 72
												280	H	McNeese	100 34
												282	H	UTSA	120 70
												332	H	Northwestern St.	68 44
LAST 12 Division I GAMES:															
5	H	Baylor	87 93	140	A	Kansas	55 41	118	H	Iowa St.	87 55	5	A	Baylor	56 81
67	A	Oklahoma St.	77 62	118	H	Iowa St.	87 55	230	H	Texas Tech	87 72	230	A	Texas Tech	90 39
230	H	Texas Tech	87 72	5	A	Baylor	56 81	2	H	UConn	71 75	2	H	UConn	71 75
90	H	Kansas St.	76 54	230	A	Texas Tech	90 39	140	H	Kansas	79 62				
64	A	West Virginia	73 55												
72	H	TCU	92 65												

Non-Div I Games:

Texas

Average RPI Win:	123	WON-LOST	WINNING	LAST 10	STRENGTH OF	OPP. STRENGTH	TEAM	ADJ.	CONF.	ADJ CONF.
Average RPI Loss:	20	RECORD	PCT. RANK	GAMES	SCHEDULE	OF SCHEDULE	RPI	RPI	RPI	RPI
DIV. I ONLY	21- 8	54	7- 3	11	30	20	20	2	2	
DIV. I NON-CONF.	11- 3	45	0- 0	20	69	30	30	2	2	

TOTALS	RPI 1-25	RPI 26-50	W-L RECORDS	RPI 51-100	RPI 101-999	RPI 201+				
21- 8	1- 6	2- 1	OVERALL	7- 1	11- 0	4- 0				
14- 3	1- 2	1- 0	HOME	5- 1	7- 0	2- 0				
6- 4	0- 3	1- 1	AWAY	2- 0	3- 0	1- 0				
1- 1	0- 1	0- 0	NEUTRAL	0- 0	1- 0	1- 0				
11- 3	0- 2	1- 0	NON-CONFERENCE	3- 1	7- 0	4- 0				
8- 2	0- 1	0- 0	HOME	3- 1	5- 0	2- 0				
2- 0	0- 0	1- 0	AWAY	0- 0	1- 0	1- 0				
1- 1	0- 1	0- 0	NEUTRAL	0- 0	1- 0	1- 0				
10- 5	1- 4	1- 1	CONFERENCE	4- 0	4- 0	0- 0				
6- 1	1- 1	1- 0	HOME	2- 0	2- 0	0- 0				
4- 4	0- 3	0- 1	AWAY	2- 0	2- 0	0- 0				
0- 0	0- 0	0- 0	NEUTRAL	0- 0	0- 0	0- 0				

RPI	S	Opponent	Score	RPI	S	Opponent	Score	RPI	S	Opponent	Score	RPI	S	Opponent	Score
3	A	Mississippi St.	55 76	29	A	LSU	78 80	55	H	Houston	83 65	102	H	Little Rock	66 49
6	H	Oregon	68 83	29	H	LSU	69 59	64	H	West Virginia	56 70	123	A	Arkansas	104 60
6	N	Oregon	62 84	46	A	Southern California	75 74	72	H	TCU	71 58	127	H	Central Ark.	72 61
10	A	Tennessee	67 82					85	A	Alabama	73 54	134	A	Vanderbilt	91 67
10	H	Tennessee	79 76					91	H	Rice	82 76	155	H	Ole Miss	83 54
13	A	South Carolina	59 61					92	H	Kentucky	74 70	162	H	Florida	85 80
25	H	Georgia	84 92					100	A	Auburn	82 73	175	H	Louisiana	83 62
								100	H	Auburn	78 59	205	H	SMU	79 57
												230	A	Texas Tech	90 56
												235	N	Hawaii	103 59
												257	H	Prairie View	98 70

LAST 12 Division I GAMES:															
123	A	Arkansas	104 60	10	A	Tennessee	67 82	134	A	Vanderbilt	91 67				
3	A	Mississippi St.	55 76	29	H	LSU	69 59	85	A	Alabama	73 54				
162	H	Florida	85 80	78	A	Georgia	84 92	25	H	Georgia	84 92				
29	A	LSU	78 80	100	H	Auburn	78 59	10	H	Tennessee	79 76				

Non-Div I Games:

Texas A&M

Average RPI Win: 301		WON-LOST RECORD	WINNING PCT. RANK	LAST 10 GAMES	STRENGTH OF SCHEDULE	OPP. STRENGTH OF SCHEDULE	TEAM RPI	ADJ. RPI	CONF. RPI	ADJ CONF. RPI
Average RPI Loss: 198										
DIV. I ONLY		13- 10	138	8- 2	346	342	241	241	32	32
DIV. I NON-CONF.		3- 6	239	0- 0	305	246	263	263	32	32
TOTALS		RPI 1-25	RPI 26-50	W-L RECORDS		RPI 51-100	RPI 101-999	RPI 201+		
13- 10	0- 0		0- 0	OVERALL		0- 1	13- 9	13- 4		
5- 3	0- 0		0- 0	HOME		0- 0	5- 3	5- 1		
6- 7	0- 0		0- 0	AWAY		0- 1	6- 6	6- 3		
2- 0	0- 0		0- 0	NEUTRAL		0- 0	2- 0	2- 0		
3- 6	0- 0		0- 0	NON-CONFERENCE		0- 1	3- 5	3- 1		
0- 1	0- 0		0- 0	HOME		0- 0	0- 1	0- 0		
1- 5	0- 0		0- 0	AWAY		0- 1	1- 4	1- 1		
2- 0	0- 0		0- 0	NEUTRAL		0- 0	2- 0	2- 0		
10- 4	0- 0		0- 0	CONFERENCE		0- 0	10- 4	10- 3		
5- 2	0- 0		0- 0	HOME		0- 0	5- 2	5- 1		
5- 2	0- 0		0- 0	AWAY		0- 0	5- 2	5- 2		
0- 0	0- 0		0- 0	NEUTRAL		0- 0	0- 0	0- 0		

RPI 1-25				RPI 26-50				RPI 51-100				RPI 101+ Team's RPI: 241			
RPI	S	Opponent	Score	RPI	S	Opponent	Score	RPI	S	Opponent	Score	RPI	S	Opponent	Score
								97	A	Wake Forest	56 73	135	H	Texas St.	56 70
												140	A	Kansas	37 72
												155	A	Ole Miss	58 73
												186	H	Southern U.	57 67
												188	A	UTEP	55 65
												227	A	Grambling	73 63
												227	H	Grambling	66 56
												229	A	New Orleans	69 72
												233	N	New Mexico St.	66 50
												257	A	Prairie View	48 65
												257	H	Prairie View	56 61
												295	H	Alcorn	91 57
												306	A	Alabama St.	71 39
												308	A	Jackson St.	77 74
												308	H	Jackson St.	71 66
												318	A	Alabama A&M	55 49
												332	N	Northwestern St.	56 43
												338	A	Ark.-Pine Bluff	59 61
												338	H	Ark.-Pine Bluff	58 52
												339	A	Sam Houston St.	77 58
												341	A	Mississippi Val.	72 53
												341	H	Mississippi Val.	55 39
LAST 12 Division I GAMES:															
				338	A	Ark.-Pine Bluff	59 61	318	A	Alabama A&M	55 49				
				341	A	Mississippi Val.	72 53	338	H	Ark.-Pine Bluff	58 52				
				227	H	Grambling	66 56	341	H	Mississippi Val.	55 39				
				308	H	Jackson St.	71 66	227	A	Grambling	73 63				
				257	A	Prairie View	48 65	308	A	Jackson St.	77 74				
				306	A	Alabama St.	71 39	257	H	Prairie View	56 61				

Non-Div I Games:	Paul Quinn	85	59	Wiley	74	36
------------------	------------	----	----	-------	----	----

Texas Southern

■ Loss, ■ Non-Conf, S Site, H Home A Away N Neutral

Average RPI Win: 257

Average RPI Loss: 139

WON-LOST
RECORDWINNING
PCT. RANKLAST 10
GAMESSTRENGTH OF
SCHEDULEOPP. STRENGTH
OF SCHEDULETEAM
RPIADJ.
RPICONF.
RPIADJ CONF.
RPIDIV. I ONLY
DIV. I NON-CONF.19- 8
7- 465
1028- 2
0- 0318
248241
277135
138135
13822
2322
23

TOTALS

RPI 1-25

RPI 26-50

W-L RECORDS

RPI 51-100

RPI 101-999

RPI 201+

19- 8

0- 0

0- 0

OVERALL

0- 2

19- 6

14- 1

9- 2

0- 0

0- 0

HOME

0- 1

9- 1

6- 0

10- 5

0- 0

0- 0

AWAY

0- 0

10- 0

8- 0

0- 1

0- 0

0- 0

NEUTRAL

0- 0

0- 1

0- 0

7- 4

0- 0

0- 0

NON-CONFERENCE

0- 2

7- 2

6- 0

3- 1

0- 0

0- 0

HOME

0- 1

3- 0

2- 0

4- 2

0- 0

0- 0

AWAY

0- 1

4- 1

4- 0

0- 1

0- 0

0- 0

NEUTRAL

0- 0

0- 1

0- 0

12- 4

0- 0

0- 0

CONFERENCE

0- 0

12- 4

8- 1

6- 1

0- 0

0- 0

HOME

0- 0

6- 1

4- 0

6- 3

0- 0

0- 0

AWAY

0- 0

6- 3

4- 1

0- 0

0- 0

0- 0

NEUTRAL

0- 0

0- 0

0- 0

RPI 1-25

RPI 26-50

RPI 51-100

RPI 101+

Team's RPI: 135

RPI S Opponent Score

RPI S Opponent Score

RPI S Opponent Score

RPI S Opponent Score

55 H Houston 67 72
72 A TCU 58 82102 A Little Rock 48 63
114 N Bethune-Cookman 56 62
136 H Fresno St. 76 59
150 H South Ala. 78 63
160 H Troy 83 75
165 A UT Arlington 59 61
175 A Louisiana 56 53
175 H Louisiana 58 65
180 A Stetson 54 61
200 A Arkansas St. 67 55
230 A Texas Tech 87 70
241 A Texas Southern 70 56
249 A Coastal Caro. 64 65
249 H Coastal Caro. 78 69
257 H Prairie View 84 57
272 A Appalachian St. 69 54
272 H Appalachian St. 92 50
282 H UTSA 91 38
304 A Incarnate Word 74 33
309 A Georgia St. 83 63
309 H Georgia St. 62 40
327 A Ga. Southern 81 56
337 A La.-Monroe 81 45
337 H La.-Monroe 86 52
339 A Sam Houston St. 73 41

LAST 12 Division I GAMES:

309 H Georgia St. 62 40
337 A La.-Monroe 81 45
175 A Louisiana 56 53
165 A UT Arlington 59 61
272 H Appalachian St. 92 50
249 H Coastal Caro. 78 69
309 A Georgia St. 83 63
327 A Ga. Southern 81 56
175 H Louisiana 58 65
337 H La.-Monroe 86 52
102 A Little Rock 48 63
200 A Arkansas St. 67 55T
e
x
a
s
S
t
.T
e
x
a
s
S
t
.

Non-Div I Games:

Texas St.

Average RPI	Win:	291	WON-LOST	WINNING	LAST 10	STRENGTH OF	OPP. STRENGTH	TEAM	ADJ.	CONF.	ADJ CONF.
Average RPI	Loss:	63	RECORD	PCT. RANK	GAMES	SCHEDULE	OF SCHEDULE	RPI	RPI	RPI	RPI
DIV. I ONLY	7- 20	293	1- 9	71	81	230	230	4	4		
DIV. I NON-CONF.	6- 5	153	0- 0	264	300	253	253	5	5		

TOTALS	RPI 1-25	RPI 26-50	W-L RECORDS	RPI 51-100	RPI 101-999	RPI 201+					
7- 20	0- 6	0- 1	OVERALL	0- 9	7- 4	6- 0					
6- 11	0- 4	0- 1	HOME	0- 3	6- 3	6- 0					
1- 9	0- 2	0- 0	AWAY	0- 6	1- 1	0- 0					
0- 0	0- 0	0- 0	NEUTRAL	0- 0	0- 0	0- 0					
6- 5	0- 1	0- 1	NON-CONFERENCE	0- 2	6- 1	6- 0					
6- 3	0- 1	0- 1	HOME	0- 0	6- 1	6- 0					
0- 2	0- 0	0- 0	AWAY	0- 2	0- 0	0- 0					
0- 0	0- 0	0- 0	NEUTRAL	0- 0	0- 0	0- 0					
1- 15	0- 5	0- 0	CONFERENCE	0- 7	1- 3	0- 0					
0- 8	0- 3	0- 0	HOME	0- 3	0- 2	0- 0					
1- 7	0- 2	0- 0	AWAY	0- 4	1- 1	0- 0					
0- 0	0- 0	0- 0	NEUTRAL	0- 0	0- 0	0- 0					

RPI 1-25				RPI 26-50				RPI 51-100				RPI 101+				Team's RPI: 230
RPI	S	Opponent	Score	RPI	S	Opponent	Score	RPI	S	Opponent	Score	RPI	S	Opponent	Score	
5	A	Bayl or	49 97	29	H	LSU	40 48	55	A	Houston	75 79	118	A	Iowa St.	57 69	
5	H	Bayl or	44 90					64	A	West Vi rgi ni a	52 82	118	H	Iowa St.	54 66	
11	A	Texas	72 87					64	H	West Vi rgi ni a	60 74	135	H	Texas St.	70 87	
11	H	Texas	39 90					67	A	Okl ahoma St.	62 80	140	A	Kansas	68 56	
20	H	Texas A&M	56 90					67	H	Okl ahoma St.	57 98	140	H	Kansas	47 60	
24	H	Okl ahoma	52 73					72	A	TCU	72 93	257	H	Prai rie View	89 60	
								72	H	TCU	60 72	304	H	Incarnate Word	80 54	
								90	A	Kansas St.	69 83	315	H	UTRGV	80 64	
								93	A	New Mexico	56 90	338	H	Ark. -Pine Bluff	74 47	
												342	H	Fl ori da A&M	82 63	
												344	H	UMass Lowell	93 65	

LAST 12 Division I GAMES:																
72	H	TCU	60 72	67	A	Okl ahoma St.	62 80									
118	A	Iowa St.	57 69	64	A	West Vi rgi ni a	52 82									
11	A	Texas	72 87	11	H	Texas	39 90									
64	H	West Vi rgi ni a	60 74	140	A	Kansas	68 56									
90	A	Kansas St.	69 83	118	H	Iowa A&M	54 66									
5	H	Bayl or	44 90	24	H	Okl ahoma	52 73									

Non-Div I Games:

Texas Tech

Average RPI Win: 159	WON-LOST RECORD	WINNING PCT. RANK	LAST 10 GAMES	STRENGTH OF SCHEDULE	OPP. STRENGTH OF SCHEDULE	TEAM RPI	ADJ. RPI	CONF. RPI	ADJ. CONF. RPI
Average RPI Loss: 70									
DIV. I ONLY	17- 10	101	3- 4	55	92	63	63	7	7
DIV. I NON-CONF.	9- 3	61	1- 1	60	148	32	32	8	8

TOTALS	RPI 1-25	RPI 26-50	W-L RECORDS	RPI 51-100	RPI 101-999	RPI 201+			
17- 10	0- 3	2- 2	OVERALL	2- 3	13- 2	5- 0			
11- 2	0- 1	2- 0	HOME	2- 0	7- 1	1- 0			
5- 7	0- 2	0- 1	AWAY	0- 3	5- 1	4- 0			
1- 1	0- 0	0- 1	NEUTRAL	0- 0	1- 0	0- 0			
9- 3	0- 1	1- 1	NON-CONFERENCE	1- 1	7- 0	3- 0			
5- 0	0- 0	1- 0	HOME	1- 0	3- 0	0- 0			
3- 2	0- 1	0- 0	AWAY	0- 1	3- 0	3- 0			
1- 1	0- 0	0- 1	NEUTRAL	0- 0	1- 0	0- 0			
8- 7	0- 2	1- 1	CONFERENCE	1- 2	6- 2	2- 0			
6- 2	0- 1	1- 0	HOME	1- 0	4- 1	1- 0			
2- 5	0- 1	0- 1	AWAY	0- 2	2- 1	1- 0			
0- 0	0- 0	0- 0	NEUTRAL	0- 0	0- 0	0- 0			

RPI 1-25				RPI 26-50				RPI 51-100				Team's RPI: 63				RPI 101+			
RPI	S	Opponent	Score	RPI	S	Opponent	Score	RPI	S	Opponent	Score	RPI	S	Opponent	Score	RPI	S	Opponent	Score
4	A	Louisville	55 90	27	A	Central Mich.	47 85	73	A	Duquesne	54 73	107	H	Cleveland St.	65 56				
14	A	Buffalo	69 87	31	H	Dayton	68 50	81	H	Maine	65 64	110	A	Western Mich.	78 73				
14	H	Buffalo	73 84	39	H	Ball St.	72 66	86	A	Ohio	61 78	110	H	Western Mich.	69 68				
				42	N	Western Ky.	56 70	86	H	Ohio	75 57	122	H	Saint Francis (PA)	74 66				
								87	A	Miami (OH)	58 67	126	H	Northern Ill.	63 60				
												156	H	Kent St.	55 62				
												175	H	Louisiana	79 55				
												186	N	Southern U.	81 76				
												201	A	Eastern Mich.	57 70				
												201	H	Eastern Mich.	80 69				
												210	A	Bowling Green	77 67				
												216	H	Akron	60 54				
												250	A	St. Bonaventure	58 39				
												322	A	Detroit Mercy	81 64				
												335	A	Iona	74 57				

										LAST 12 Division I GAMES:									
175	H	Louisiana	79 55	14	H	Buffalo	73 84	110	A	Western Mich.	78 73								
4	A	Louisville	55 90	210	A	Bowling Green	77 67	156	H	Kent St.	55 62								
201	H	Eastern Mich.	80 69	14	A	Buffalo	69 87	39	H	Ball St.	72 66								
110	H	Western Mich.	69 68	87	A	Miami (OH)	58 67												

Non-Div I Games:

Toledo

Average RPI Win: 258	WON-LOST RECORD	WINNING PCT. RANK	LAST 10 GAMES	STRENGTH OF SCHEDULE	OPP. STRENGTH OF SCHEDULE	TEAM RPI	ADJ. RPI	CONF. RPI	ADJ CONF. RPI
Average RPI Loss: 147									
DIV. I ONLY	9- 17	257	2- 8	260	178	274	274	10	10
DIV. I NON-CONF.	5- 6	187	0- 0	335	284	294	294	11	11

TOTALS	RPI 1-25	RPI 26-50	W-L RECORDS	RPI 51-100	RPI 101-999	RPI 201+			
9- 17	0- 0	0- 3	OVERALL	0- 3	9- 11	7- 5			
5- 7	0- 0	0- 1	HOME	0- 2	5- 4	4- 2			
3- 9	0- 0	0- 2	AWAY	0- 1	3- 6	2- 3			
1- 1	0- 0	0- 0	NEUTRAL	0- 0	1- 1	1- 0			
5- 6	0- 0	0- 0	NON-CONFERENCE	0- 1	5- 5	4- 3			
3- 2	0- 0	0- 0	HOME	0- 1	3- 1	2- 1			
1- 3	0- 0	0- 0	AWAY	0- 0	1- 3	1- 2			
1- 1	0- 0	0- 0	NEUTRAL	0- 0	1- 1	1- 0			
4- 11	0- 0	0- 3	CONFERENCE	0- 2	4- 6	3- 2			
2- 5	0- 0	0- 1	HOME	0- 1	2- 3	2- 1			
2- 6	0- 0	0- 2	AWAY	0- 1	2- 3	1- 1			
0- 0	0- 0	0- 0	NEUTRAL	0- 0	0- 0	0- 0			

T
o
w
s
o
n

T
o
w
s
o
n

RPI S Opponent	Score	RPI S Opponent	Score	RPI S Opponent	Score	RPI S Opponent	Score	Team's RPI: 274
47 A Drexel		53 78		71 A James Madi son	45 69	117 A Delaware	49 51	
50 A El on		61 84		71 H James Madi son	55 64	132 A Northeastern	61 79	
50 H El on		45 71		88 H George Washi ngton	43 66	132 H Northeastern	61 70	
						152 N Radford	66 69	
						160 A William & Mary	67 66	
						160 H William & Mary	63 75	
						164 H Saint Joseph' s	90 66	
						173 A Pitt sburgh	63 81	
						212 A Norfolk St.	76 86	
						239 A Hofstra	72 83	
						239 H Hofstra	73 72	
						247 A Loyol a Maryl and	76 67	
						255 H UNCW	72 71	
						266 A Col . of Charleston	83 58	
						266 H Col . of Charleston	67 80	
						270 A Massachusetts	49 72	
						277 H Col gate	61 65	
						321 H UMBC	95 64	
						334 H Wagner	64 42	
						338 N Ark. -Pine Bluff	70 44	
LAST 12 Di vi si on I GAMES:								
239 A Hofstra	72 83	50 H El on	45 71					
132 A Northeastern	61 79	266 A Col . of Charleston	83 58					
71 H James Madi son	55 64	50 A El on	61 84					
239 H Hofstra	73 72	117 A Delaware	49 51					
160 H William & Mary	63 75	255 H UNCW	72 71					
47 A Drexel	53 78	160 A William & Mary	67 66					

Non-Di v I Games:

Towson

Average RPI Win:	235	WON-LOST	WINNING	LAST 10	STRENGTH OF	OPP. STRENGTH	TEAM	ADJ.	CONF.	ADJ CONF.
Average RPI Loss:	151	RECORD	PCT. RANK	GAMES	SCHEDULE	OF SCHEDULE	RPI	RPI	RPI	RPI
DIV. I ONLY	13- 11	151	8- 2	251	190	160	160	22	22	
DIV. I NON-CONF.	3- 6	239	0- 0	221	78	201	201	23	23	

TOTALS	RPI 1-25	RPI 26-50	W-L RECORDS	RPI 51-100	RPI 101-999	RPI 201+				
13- 11	0- 1	0- 0	OVERALL	1- 0	12- 10	7- 2				
8- 1	0- 0	0- 0	HOME	1- 0	7- 1	3- 1				
5- 9	0- 1	0- 0	AWAY	0- 0	5- 8	4- 1				
0- 1	0- 0	0- 0	NEUTRAL	0- 0	0- 1	0- 0				
3- 6	0- 1	0- 0	NON-CONFERENCE	1- 0	2- 5	2- 0				
1- 0	0- 0	0- 0	HOME	1- 0	0- 0	0- 0				
2- 5	0- 1	0- 0	AWAY	0- 0	2- 4	2- 0				
0- 1	0- 0	0- 0	NEUTRAL	0- 0	0- 1	0- 0				
10- 5	0- 0	0- 0	CONFERENCE	0- 0	10- 5	5- 2				
7- 1	0- 0	0- 0	HOME	0- 0	7- 1	3- 1				
3- 4	0- 0	0- 0	AWAY	0- 0	3- 4	2- 1				
0- 0	0- 0	0- 0	NEUTRAL	0- 0	0- 0	0- 0				

RPI 1-25				RPI 26-50				RPI 51-100				RPI 101+				Team's RPI: 160
RPI	S	Opponent	Score	RPI	S	Opponent	Score	RPI	S	Opponent	Score	RPI	S	Opponent	Score	
10	A	Tennessee	69 131					98	H	Jacksonville	89 88	102	H	Little Rock	76 70	
												112	A	Middle Tenn.	57 73	
												120	A	Tulane	75 106	
												135	A	Texas St.	75 83	
												150	A	South Ala.	68 79	
												150	H	South Ala.	82 71	
												155	A	Ole Miss	93 96	
												157	A	Samford	73 80	
												157	N	Samford	76 82	
												165	A	UT Arlington	57 76	
												175	A	Louisiana	62 55	
												175	H	Louisiana	72 53	
												200	H	Arkansas St.	95 78	
												249	A	Coastal Caro.	71 84	
												249	H	Coastal Caro.	92 97	
												272	A	Appalachian St.	93 64	
												272	H	Appalachian St.	81 74	
												306	A	Alabama St.	93 63	
												309	H	Georgia St.	90 86	
												327	H	Ga. Southern	88 47	
												333	A	Tennessee St.	95 66	
												337	A	La.-Monroe	86 79	

LAST 12 Division I GAMES:																
175	H	Louisiana	72 53	175	A	Louisiana	62 55									
272	A	Appalachian St.	93 64	337	A	La.-Monroe	86 79									
249	A	Coastal Caro.	71 84	249	H	Coastal Caro.	92 97									
102	H	Little Rock	76 70	272	H	Appalachian St.	81 74									
200	H	Arkansas St.	95 78	150	A	South Ala.	68 79									
150	H	South Ala.	82 71	135	A	Texas St.	75 83									

Non-Div I Games: Montevallo 130 50 Stillman 89 62

Troy

T
u
l
a
n
e

Tulane				Through Games Of Feb. 23, 2018							
Average RPI	Win:	182	WON-LOST	WINNING	LAST 10	STRENGTH OF	OPP. STRENGTH	TEAM	ADJ.	CONF.	ADJ CONF.
Average RPI	Loss:	72	RECORD	PCT. RANK	GAMES	SCHEDULE	OF SCHEDULE	RPI	RPI	RPI	RPI
DIV. I ONLY		12- 15	204	3- 7		33	72	120	120	8	8
DIV. I NON-CONF.		8- 5	111	0- 0		98	105	92	92	7	7

TOTALS		RPI 1-25	RPI 26-50		W-L RECORDS		RPI 51-100	RPI 101-999	RPI 201+		
12- 15	0- 5		0- 2		OVERALL	1- 3	11- 5	3- 2			
8- 5	0- 2		0- 1		HOME	0- 1	8- 1	1- 0			
3- 8	0- 0		0- 0		AWAY	1- 0	2- 0	1- 0			
1- 2	0- 0		0- 1		NEUTRAL	0- 0	1- 1	1- 0			
8- 5	0- 1		0- 2		NON-CONFERENCE	1- 0	7- 2	3- 1			
5- 1	0- 0		0- 1		HOME	0- 0	5- 0	1- 0			
2- 2	0- 1		0- 0		AWAY	1- 0	1- 1	1- 1			
1- 2	0- 0		0- 1		NEUTRAL	0- 0	1- 1	1- 0			
4- 10	0- 4		0- 0		CONFERENCE	0- 3	4- 3	0- 1			
3- 4	0- 2		0- 0		HOME	0- 1	3- 1	0- 0			
1- 6	0- 2		0- 0		AWAY	0- 2	1- 2	0- 1			
0- 0	0- 0		0- 0		NEUTRAL	0- 0	0- 0	0- 0			

RPI 1-25				RPI 26-50				RPI 51-100				RPI 101+ Team's RPI: 120			
RPI	S	Opponent	Score	RPI	S	Opponent	Score	RPI	S	Opponent	Score	RPI	S	Opponent	Score
2	A	UConn	45 98	29	H	LSU	50 73	53	A	UCF	51 59	112	H	Middle Tenn.	62 44
2	H	UConn	47 91	31	N	Dayton	65 71	55	A	Houston	48 72	118	N	Iowa St.	64 67
19	A	South Fla.	46 75					55	H	Houston	92 98	128	A	Cincinnati	52 83
19	H	South Fla.	53 63					81	A	Maine	42 34	134	H	Vanderbilt	71 59
21	A	NC State	55 79									138	H	Wichita St.	56 64

Average RPI Win: **160**
 Average RPI Loss: **128**

WON-LOST
RECORD

WINNING
PCT. RANK

LAST 10
GAMES

STRENGTH OF
SCHEDULE

OPP. STRENGTH
OF SCHEDULE

TEAM
RPI

ADJ.
RPI

CONF.
RPI

ADJ CONF.
RPI

DIV. I ONLY	9- 17	257	1- 9	64	105	177	177	8	8
DIV. I NON-CONF.	6- 6	170	0- 0	56	296	124	124	7	7
TOTALS	RPI 1-25	RPI 26-50	W-L RECORDS	RPI 51-100	RPI 101-999	RPI 201+			
9- 17	0- 2	0- 0	OVERALL	2- 3	7- 12	2- 3			
5- 8	0- 1	0- 0	HOME	1- 3	4- 4	2- 1			
3- 9	0- 1	0- 0	AWAY	1- 0	2- 8	0- 2			
1- 0	0- 0	0- 0	NEUTRAL	0- 0	1- 0	0- 0			
6- 6	0- 0	0- 0	NON-CONFERENCE	1- 2	5- 4	2- 1			
3- 3	0- 0	0- 0	HOME	0- 2	3- 1	2- 0			
2- 3	0- 0	0- 0	AWAY	1- 0	1- 3	0- 1			
1- 0	0- 0	0- 0	NEUTRAL	0- 0	1- 0	0- 0			
3- 11	0- 2	0- 0	CONFERENCE	1- 1	2- 8	0- 2			
2- 5	0- 1	0- 0	HOME	1- 1	1- 3	0- 1			
1- 6	0- 1	0- 0	AWAY	0- 0	1- 5	0- 1			
0- 0	0- 0	0- 0	NEUTRAL	0- 0	0- 0	0- 0			

RPI	S	Opponent	Score	RPI	S	Opponent	Score	RPI	S	Opponent	Score	RPI	S	Opponent	Score	Team's RPI: 177
2	A	UConn	60 78					53	H	UCF	44 47	102	A	Little Rock	74 61	
19	H	South Fla.	57 71					55	H	Houston	83 77	120	A	Tulane	39 70	
								56	A	South Dakota	64 61	120	H	Tulane	63 72	
								57	H	American	67 72	123	A	Arkansas	41 67	
								65	H	Belmont	65 90	128	A	Cincinnati	41 78	
												128	H	Cincinnati	64 51	
												131	A	Saint Louis	66 77	
												138	A	Wichita St.	67 62	
												149	N	Binghamton	60 55	
												178	H	Oral Roberts	41 53	
												187	A	East Carolina	67 73	
												187	H	East Carolina	57 59	
												193	A	Temple	75 76	
												200	H	Arkansas St.	68 58	
												203	H	Memphis	48 69	
												205	A	SMU	70 74	
												208	A	North Texas	43 66	
												276	H	UMKC	76 52	
												338	H	Ark.-Pine Bluff	87 37	
LAST 12 Division I GAMES:																
187	H	East Carolina	57 59	53	H	UCF	44 47	120	A	Tulane	39 70	2	A	UConn	60 78	
128	A	Cincinnati	41 78	120	A	Tulane	39 70	203	H	Memphis	48 69	187	A	East Carolina	67 73	
55	H	Houston	83 77	2	A	UConn	60 78	128	H	Cincinnati	64 51					
205	A	SMU	70 74													
193	A	Temple	75 76													
19	H	South Fla.	57 71													

Non-Div I Games:

Alas. Anchorage

53

59

Tul sa

Average RPI Win:	207	WON-LOST	WINNING	LAST 10	STRENGTH OF	OPP. STRENGTH	TEAM	ADJ.	CONF.	ADJ CONF.
Average RPI Loss:	152	RECORD	PCT. RANK	GAMES	SCHEDULE	OF SCHEDULE	RPI	RPI	RPI	RPI
DIV. I ONLY	20- 4	17	8- 2	203	194	77	77	18	18	
DIV. I NON-CONF.	9- 2	33	0- 0	302	214	105	105	19	19	

TOTALS	RPI 1-25	RPI 26-50	W-L RECORDS	RPI 51-100	RPI 101-999	RPI 201+				
20- 4	0- 0	1- 0	OVERALL	1- 1	18- 3	9- 2				
10- 2	0- 0	1- 0	HOME	1- 0	8- 2	5- 1				
9- 1	0- 0	0- 0	AWAY	0- 0	9- 1	4- 1				
1- 1	0- 0	0- 0	NEUTRAL	0- 1	1- 0	0- 0				
9- 2	0- 0	0- 0	NON-CONFERENCE	0- 1	9- 1	4- 1				
5- 0	0- 0	0- 0	HOME	0- 0	5- 0	3- 0				
3- 1	0- 0	0- 0	AWAY	0- 0	3- 1	1- 1				
1- 1	0- 0	0- 0	NEUTRAL	0- 1	1- 0	0- 0				
11- 2	0- 0	1- 0	CONFERENCE	1- 0	9- 2	5- 1				
5- 2	0- 0	1- 0	HOME	1- 0	3- 2	2- 1				
6- 0	0- 0	0- 0	AWAY	0- 0	6- 0	3- 0				
0- 0	0- 0	0- 0	NEUTRAL	0- 0	0- 0	0- 0				

U

U

A

A

B

B

RPI 1-25				RPI 26-50				RPI 51-100				Team's RPI: 77				RPI 101+			
RPI	S	Opponent	Score	RPI	S	Opponent	Score	RPI	S	Opponent	Score	RPI	S	Opponent	Score	RPI	S	Opponent	Score
				42	H	Western Ky.	79 61									112	A	Middle Tenn.	59 51
								52	N	Indiana	63 71					112	H	Middle Tenn.	65 58
								91	H	Rice	70 63					139	H	Charlotte	71 80
																150	A	South Ala.	78 66
																157	H	Samford	77 53
																159	H	Southern Ill.	76 66
																166	A	Louisiana Tech	66 61
																188	A	UTEP	84 64
																194	A	High Point	77 61
																196	N	UC Santa Barbara	67 54
																203	A	Memphis	62 64
																208	H	North Texas	68 52
																214	H	Southern Miss.	63 80
																225	H	Fla. Atlantic	90 57
																272	A	Appalachian St.	70 59
																281	A	Old Dominion	74 61
																306	H	Alabama St.	61 44
																307	A	FIU	71 61
																316	A	Marshall	69 62
																318	H	Alabama A&M	85 58
																341	H	Mississippi Val.	87 72
LAST 12 Division I GAMES:																			
				112	H	Middle Tenn.	65 58					225	H	Fla. Atlantic	90 57				
				139	H	Charlotte	71 80					307	A	FIU	71 61				
				91	H	Rice	70 63					208	H	North Texas	68 52				
				316	A	Marshall	69 62					214	H	Southern Miss.	63 80				
				166	A	Louisiana Tech	66 61					42	H	Western Ky.	79 61				
				188	A	UTEP	84 64					112	A	Middle Tenn.	59 51				

Non-Div I Games:

Tuskegee

105 50

Miles

85 42

UAB

Average RPI		Win: 208	WON-LOST RECORD	WINNING PCT. RANK	LAST 10 GAMES	STRENGTH OF SCHEDULE	OPP. STRENGTH OF SCHEDULE	TEAM RPI	ADJ. RPI	CONF. RPI	ADJ. CONF. RPI
Loss: 93											
DIV. I ONLY			22- 4	12	9- 1	230	145	68	68	21	21
DIV. I NON-CONF.			10- 3	52	0- 0	177	66	61	61	20	20
TOTALS		RPI 1-25		RPI 26-50		W-L RECORDS	RPI 51-100	RPI 101-999		RPI 201+	
22- 4	0- 0			0- 1		OVERALL	1- 2	21- 1		11- 1	
12- 1	0- 0			0- 0		HOME	0- 1	12- 0		7- 0	
9- 3	0- 0			0- 1		AWAY	1- 1	8- 1		4- 1	
1- 0	0- 0			0- 0		NEUTRAL	0- 0	1- 0		0- 0	
10- 3	0- 0			0- 1		NON-CONFERENCE	1- 2	9- 0		4- 0	
5- 1	0- 0			0- 0		HOME	0- 1	5- 0		2- 0	
4- 2	0- 0			0- 1		AWAY	1- 1	3- 0		2- 0	
1- 0	0- 0			0- 0		NEUTRAL	0- 0	1- 0		0- 0	
12- 1	0- 0			0- 0		CONFERENCE	0- 0	12- 1		7- 1	
7- 0	0- 0			0- 0		HOME	0- 0	7- 0		5- 0	
5- 1	0- 0			0- 0		AWAY	0- 0	5- 1		2- 1	
0- 0	0- 0			0- 0		NEUTRAL	0- 0	0- 0		0- 0	

RPI 1-25				RPI 26-50				RPI 51-100				RPI 101+			
RPI	S	Opponent	Score	RPI	S	Opponent	Score	RPI	S	Opponent	Score	RPI	S	Opponent	Score
				41	A	Oregon St.	47 61	53	H	UCF	55 62	103	H	Washington St.	91 76
								59	A	Fordham	62 70	125	N	Yale	71 61
								76	A	Saint Mary's (CA)	74 50	133	H	Portland St.	79 67
												144	H	San Francisco	72 55
												147	A	Cal Poly	80 76
												147	H	Cal Poly	85 77
												183	A	Pacific	90 58
												195	A	UC Irvine	76 67
												196	A	UC Santa Barbara	68 61
												196	H	UC Santa Barbara	69 63
												217	A	CSUN	71 75
												217	H	CSUN	72 46
												232	A	Seattle U	79 53
												234	H	Pepperdine	69 64
												235	A	Hawaii	68 56
												235	H	Hawaii	76 52
												238	H	UC Riverside	74 63
												289	H	Sacramento St.	79 72
												305	A	Long Beach St.	83 71
												305	H	Long Beach St.	79 49
												320	A	Southern Utah	85 59
												324	H	Cal St. Fullerton	67 53
LAST 12 Division I GAMES:															
				235	A	Hawaii	68 56	196	H	UC Santa Barbara	69 63				
				305	H	Long Beach St.	79 49	324	H	Cal St. Fullerton	67 53				
				217	H	CSUN	72 46	147	A	Cal Poly	80 76				
				147	H	Cal Poly	85 77	196	A	UC Santa Barbara	68 61				
				217	A	CSUN	71 75	238	H	UC Riverside	74 63				
				305	A	Long Beach St.	83 71	235	H	Hawaii	76 52				

Non-Div I Games:

UC Davi s

■ Loss, ■ Non-Conf, S Site, H Home A Away N Neutral

UC Irvine				Through Games Of Feb. 23, 2018						
Average RPI Win:	250	WON-LOST	WINNING	LAST 10	STRENGTH OF	OPP. STRENGTH	TEAM	ADJ.	CONF.	ADJ CONF.
Average RPI Loss:	151	RECORD	PCT. RANK	GAMES	SCHEDULE	OF SCHEDULE	RPI	RPI	RPI	RPI
DIV. I ONLY	16- 10	110	7- 3	319	192	195	195	21	21	
DIV. I NON-CONF.	7- 6	165	0- 0	298	225	219	219	20	20	

TOTALS	RPI 1-25	RPI 26-50	W-L RECORDS	RPI 51-100	RPI 101-999	RPI 201+				
16- 10	0- 0	0- 0	OVERALL	0- 3	16- 7	14- 2				
8- 4	0- 0	0- 0	HOME	0- 1	8- 3	6- 1				
8- 4	0- 0	0- 0	AWAY	0- 2	8- 2	8- 0				
0- 2	0- 0	0- 0	NEUTRAL	0- 0	0- 2	0- 1				
7- 6	0- 0	0- 0	NON-CONFERENCE	0- 2	7- 4	7- 1				
3- 2	0- 0	0- 0	HOME	0- 0	3- 2	3- 0				
4- 2	0- 0	0- 0	AWAY	0- 2	4- 0	4- 0				
0- 2	0- 0	0- 0	NEUTRAL	0- 0	0- 2	0- 1				
9- 4	0- 0	0- 0	CONFERENCE	0- 1	9- 3	7- 1				
5- 2	0- 0	0- 0	HOME	0- 1	5- 1	3- 1				
4- 2	0- 0	0- 0	AWAY	0- 0	4- 2	4- 0				
0- 0	0- 0	0- 0	NEUTRAL	0- 0	0- 0	0- 0				

RPI 1-25				RPI 26-50				RPI 51-100				RPI 101+ Team's RPI: 195			
RPI	S	Opponent	Score	RPI	S	Opponent	Score	RPI	S	Opponent	Score	RPI	S	Opponent	Score
								68	H	UC Davis	67 76	129	H	Idaho St.	72 78
								84	A	UNLV	54 73	133	H	Portland St.	72 82
								93	A	New Mexico	61 83	138	N	Wichita St.	53 76
												147	A	Cal Poly	76 79
												147	H	Cal Poly	107 66
												196	A	UC Santa Barbara	55 82
												196	H	UC Santa Barbara	77 74
												202	A	CSU Bakersfield	72 59
												217	H	CSUN	56 47
												221	N	Illinois	59 65
												232	A	Seattle U	84 79
												234	H	Pepperdine	75 74
												235	A	Hawaii	74 67
												235	H	Hawaii	70 66
												238	A	UC Riverside	81 71
												238	H	UC Riverside	76 63
												265	A	San Diego St.	67 65
												298	H	Utah St.	87 84
												305	A	Long Beach St.	100 81
												305	H	Long Beach St.	73 80
												317	H	Portland	63 52
												320	A	Southern Utah	71 64
												324	A	Cal St. Fullerton	76 60

LAST 12 Division I GAMES:															
				305	H	Long Beach St.	73 80	217	H	CSUN	56 47				
				196	A	UC Santa Barbara	55 82	238	A	UC Riverside	81 71				
				147	H	Cal Poly	107 66	235	H	Hawaii	70 66				
				238	H	UC Riverside	76 63	147	A	Cal Poly	76 79				
				305	A	Long Beach St.	100 81	196	H	UC Santa Barbara	77 74				
				324	A	Cal St. Fullerton	76 60	235	A	Hawaii	74 67				

Non-Div I Games: Chapman 92 57

UC Irvine

Average RPI Win:	212	WON-LOST	WINNING	LAST 10	STRENGTH OF	OPP. STRENGTH	TEAM	ADJ.	CONF.	ADJ CONF.
Average RPI Loss:	142	RECORD	PCT. RANK	GAMES	SCHEDULE	OF SCHEDULE	RPI	RPI	RPI	RPI
DIV. I ONLY	8- 19	276	4- 6	113	162	238	238	21	21	
DIV. I NON-CONF.	3- 11	289	0- 0	43	44	199	199	20	20	

TOTALS	RPI 1-25	RPI 26-50	W-L RECORDS	RPI 51-100	RPI 101-999	RPI 201+				
8- 19	0- 2	0- 3	OVERALL	1- 2	7- 12	5- 5				
6- 5	0- 0	0- 1	HOME	0- 0	6- 4	5- 0				
1- 12	0- 2	0- 2	AWAY	0- 2	1- 6	0- 3				
1- 2	0- 0	0- 0	NEUTRAL	1- 0	0- 2	0- 2				
3- 11	0- 2	0- 3	NON-CONFERENCE	1- 1	2- 5	1- 2				
1- 3	0- 0	0- 1	HOME	0- 0	1- 2	1- 0				
1- 6	0- 2	0- 2	AWAY	0- 1	1- 1	0- 0				
1- 2	0- 0	0- 0	NEUTRAL	1- 0	0- 2	0- 2				
5- 8	0- 0	0- 0	CONFERENCE	0- 1	5- 7	4- 3				
5- 2	0- 0	0- 0	HOME	0- 0	5- 2	4- 0				
0- 6	0- 0	0- 0	AWAY	0- 1	0- 5	0- 3				
0- 0	0- 0	0- 0	NEUTRAL	0- 0	0- 0	0- 0				

RPI 1-25				RPI 26-50				RPI 51-100				RPI 101+				Team's RPI: 238
RPI	S	Opponent	Score	RPI	S	Opponent	Score	RPI	S	Opponent	Score	RPI	S	Opponent	Score	
9	A	UCLA	48 68	45	A	Minnesota	75 101	56	A	South Dakota	66 75	118	A	Iowa St.	66 89	
15	A	Stanford	43 53	46	H	Southern California	46 64	68	A	UC Davis	63 74	136	A	Fresno St.	68 56	
				48	A	Arizona St.	48 73	84	N	UNLV	95 88	142	H	Loyola Marymount	59 67	
												147	A	Cal Poly	73 91	
												147	H	Cal Poly	82 87	
												188	H	UTEP	62 73	
												195	A	UC Irvine	63 76	
												195	H	UC Irvine	71 81	
												196	H	UC Santa Barbara	84 76	
												202	H	CSU Bakersfield	68 65	
												205	N	SMU	51 73	
												217	A	CSUN	55 60	
												217	H	CSUN	69 58	
												235	A	Hawaii	57 63	
												235	H	Hawaii	79 57	
												289	N	Sacramento St.	72 99	
												305	H	Long Beach St.	77 53	
												324	A	Cal St. Fullerton	62 71	
												324	H	Cal St. Fullerton	63 50	

LAST 12 Division I GAMES:																
324	A	Cal St. Fullerton	62 71	195	H	UC Irvine	71 81									
217	H	CSUN	69 58	217	A	CSUN	55 60									
195	A	UC Irvine	63 76	235	H	Hawaii	79 57									
196	H	UC Santa Barbara	84 76	324	H	Cal St. Fullerton	63 50									
147	A	Cal Poly	73 91	68	A	UC Davis	63 74									
235	A	Hawaii	57 63	305	H	Long Beach St.	77 53									

Non-Div I Games:

UC Riverside

Average RPI Win:	259	WON-LOST	WINNING	LAST 10	STRENGTH OF	OPP. STRENGTH	TEAM	ADJ.	CONF.	ADJ CONF.
Average RPI Loss:	140	RECORD	PCT. RANK	GAMES	SCHEDULE	OF SCHEDULE	RPI	RPI	RPI	RPI
DIV. I ONLY	11- 15	220	5- 5	133	264	196	196	21	21	
DIV. I NON-CONF.	3- 9	280	0- 0	83	255	215	215	20	20	

TOTALS	RPI 1-25	RPI 26-50	W-L RECORDS	RPI 51-100	RPI 101-999	RPI 201+				
11- 15	0- 1	0- 1	OVERALL	0- 4	11- 9	9- 4				
6- 5	0- 0	0- 0	HOME	0- 1	6- 4	4- 2				
5- 9	0- 1	0- 1	AWAY	0- 2	5- 5	5- 2				
0- 1	0- 0	0- 0	NEUTRAL	0- 1	0- 0	0- 0				
3- 9	0- 1	0- 1	NON-CONFERENCE	0- 2	3- 5	3- 2				
1- 3	0- 0	0- 0	HOME	0- 0	1- 3	1- 1				
2- 5	0- 1	0- 1	AWAY	0- 1	2- 2	2- 1				
0- 1	0- 0	0- 0	NEUTRAL	0- 1	0- 0	0- 0				
8- 6	0- 0	0- 0	CONFERENCE	0- 2	8- 4	6- 2				
5- 2	0- 0	0- 0	HOME	0- 1	5- 1	3- 1				
3- 4	0- 0	0- 0	AWAY	0- 1	3- 3	3- 1				
0- 0	0- 0	0- 0	NEUTRAL	0- 0	0- 0	0- 0				

RPI 1-25				RPI 26-50				RPI 51-100				RPI 101+ Team's RPI: 196			
RPI	S	Opponent	Score	RPI	S	Opponent	Score	RPI	S	Opponent	Score	RPI	S	Opponent	Score
9	A	UCLA	44 74	41	A	Oregon St.	49 74	68	A	UC Davis	63 69	136	H	Fresno St.	57 64
								68	H	UC Davis	61 68	142	A	Loyola Marymount	61 67
								76	A	Saint Mary's (CA)	59 89	147	A	Cal Poly	72 73
								77	N	UAB	54 67	147	H	Cal Poly	73 68
												176	H	San Diego	58 71
												195	A	UC Irvine	74 77
												195	H	UC Irvine	82 55
												217	A	CSUN	74 73
												217	H	CSUN	30 48
												232	H	Seattle U	71 77
												233	A	New Mexico St.	77 47
												235	H	Hawaii	71 61
												238	A	UC Riverside	76 84
												265	H	San Diego St.	77 64
												284	A	Santa Clara	63 68
												303	A	Northern Ariz.	96 93
												305	A	Long Beach St.	90 74
												305	H	Long Beach St.	51 44
												324	A	Cal St. Fullerton	59 52
												324	H	Cal St. Fullerton	78 59

LAST 12 Division I GAMES:															
147	A	Cal Poly	72 73	217	H	CSUN	30 48	68	A	UC Davis	63 69	305	A	Long Beach St.	90 74
195	H	UC Irvine	82 55	68	A	UC Davis	61 68	68	H	UC Davis	61 68	195	A	UC Irvine	74 77
324	H	Cal St. Fullerton	78 59	305	A	Long Beach St.	90 74	76	A	UC Riverside	76 84	217	A	CSUN	74 73
324	A	Cal St. Fullerton	59 52	68	H	UC Davis	61 68	71	H	Hawaii	71 61				

Non-Div I Games:

UC Santa Barbara

Average RPI Win:	172	WON-LOST	WINNING	LAST 10	STRENGTH OF	OPP. STRENGTH	TEAM	ADJ.	CONF.	ADJ CONF.
Average RPI Loss:	63	RECORD	PCT. RANK	GAMES	SCHEDULE	OF SCHEDULE	RPI	RPI	RPI	RPI
DIV. I ONLY	18- 9	78	7- 3	65	73	53	53	8	8	
DIV. I NON-CONF.	8- 5	111	0- 0	70	155	65	65	7	7	

TOTALS	RPI 1-25	RPI 26-50	W-L RECORDS	RPI 51-100	RPI 101-999	RPI 201+				
18- 9	0- 4	0- 1	OVERALL	2- 2	16- 2	7- 0				
9- 4	0- 2	0- 1	HOME	1- 1	8- 0	3- 0				
9- 5	0- 2	0- 0	AWAY	1- 1	8- 2	4- 0				
0- 0	0- 0	0- 0	NEUTRAL	0- 0	0- 0	0- 0				
8- 5	0- 0	0- 1	NON-CONFERENCE	2- 2	6- 2	3- 0				
4- 2	0- 0	0- 1	HOME	1- 1	3- 0	1- 0				
4- 3	0- 0	0- 0	AWAY	1- 1	3- 2	2- 0				
0- 0	0- 0	0- 0	NEUTRAL	0- 0	0- 0	0- 0				
10- 4	0- 4	0- 0	CONFERENCE	0- 0	10- 0	4- 0				
5- 2	0- 2	0- 0	HOME	0- 0	5- 0	2- 0				
5- 2	0- 2	0- 0	AWAY	0- 0	5- 0	2- 0				
0- 0	0- 0	0- 0	NEUTRAL	0- 0	0- 0	0- 0				

RPI 1-25				RPI 26-50				RPI 51-100				RPI 101+			
RPI	S	Opponent	Score	RPI	S	Opponent	Score	RPI	S	Opponent	Score	RPI	S	Opponent	Score
2	A	UConn	44 80	50	H	Elon	57 71	58	H	Mercer	64 73	108	A	Chattanooga	58 57
2	H	UConn	37 55					68	A	UC Davis	62 55	120	H	Tulane	59 51
19	A	South Fla.	45 62					74	A	Virginia Tech	69 86	128	A	Cincinnati	50 38
19	H	South Fla.	68 77					80	H	IUPUI	63 59	138	H	Wichita St.	59 53
												141	H	UNI	53 43
												157	A	Samford	51 58
												170	H	Davidson	62 54
												177	A	Tulsa	47 44
												183	A	Pacific	74 78
												193	A	Temple	64 57
												193	H	Temple	76 46
												203	A	Memphis	63 40
												203	H	Memphis	61 41
												204	A	Boston U.	47 32
												205	A	SMU	60 42
												205	H	SMU	58 43
												231	A	Gardner-Webb	65 30
												327	H	Ga. Southern	62 38
LAST 12 Division I GAMES:															
203	A	Memphis	63 40	177	A	Tulsa	47 44								
19	H	South Fla.	68 77	205	H	SMU	58 43								
193	A	Temple	64 57	120	H	Tulane	59 51								
2	H	UConn	37 55	19	A	South Fla.	45 62								
203	H	Memphis	61 41	2	A	UConn	44 80								
128	A	Cincinnati	50 38	138	H	Wichita St.	59 53								

Non-Div I Games:

UCF

Average RPI Win: 113
Average RPI Loss: 23

WON-LOST
RECORD

WINNING
PCT. RANK

LAST 10
GAMES

STRENGTH OF
SCHEDULE

OPP. STRENGTH
OF SCHEDULE

TEAM
RPI

ADJ.
RPI

CONF.
RPI

ADJ CONF.
RPI

DIV. I ONLY	22- 6	33	8- 2	10	10	9	9	5	5
DIV. I NON-CONF.	9- 2	33	0- 0	36	11	17	17	3	3
TOTALS	RPI 1-25	RPI 26-50	W-L RECORDS	RPI 51-100	RPI 101-999	RPI 201+			
22- 6	2- 4	7- 1	OVERALL	3- 1	10- 0	4- 0			
12- 2	2- 2	4- 0	HOME	0- 0	6- 0	4- 0			
8- 4	0- 2	2- 1	AWAY	2- 1	4- 0	0- 0			
2- 0	0- 0	1- 0	NEUTRAL	1- 0	0- 0	0- 0			
9- 2	1- 1	1- 0	NON-CONFERENCE	2- 1	5- 0	3- 0			
5- 1	1- 1	0- 0	HOME	0- 0	4- 0	3- 0			
2- 1	0- 0	0- 0	AWAY	1- 1	1- 0	0- 0			
2- 0	0- 0	1- 0	NEUTRAL	1- 0	0- 0	0- 0			
13- 4	1- 3	6- 1	CONFERENCE	1- 0	5- 0	1- 0			
7- 1	1- 1	4- 0	HOME	0- 0	2- 0	1- 0			
6- 3	0- 2	2- 1	AWAY	1- 0	3- 0	0- 0			
0- 0	0- 0	0- 0	NEUTRAL	0- 0	0- 0	0- 0			

RPI	S	Opponent	Score	RPI	S	Opponent	Score	RPI	S	Opponent	Score	RPI	S	Opponent	Score
2	H	UConn	60 78	37	A	Cal i forn i a	82 46	59	A	Fordham	67 30	103	A	Washington St.	79 71
5	H	Bayl or	82 68	37	H	Cal i forn i a	60 52	67	A	Okla homa St.	72 87	119	A	Seton Hal l	77 68
6	A	Oregon	94 101	41	A	Oregon St.	64 67	90	N	Kansas St.	64 55	145	A	Col orado	93 55
6	H	Oregon	61 70	41	H	Oregon St.	84 49	99	A	Utah	81 74	145	H	Col orado	73 67
15	A	Stanford	65 76	46	A	Southern Cal i forn i a	84 70					192	A	Washi ngton	86 69
15	H	Stanford	64 53	46	H	Southern Cal i forn i a	59 46					196	H	UC Santa Barbara	74 44
				48	H	Ari zona St.	71 63					238	H	UC Ri versi de	68 48
				49	N	Creighton	72 63					245	H	San Jose St.	129 69
												254	H	Presbyter i an	76 40
												278	H	Ari zona	69 46
LAST 12 Di v i s i o n I GAMES:															
145	H	Col orado	73 67	46	H	Southern Cal i forn i a	59 46	103	A	Washington St.	79 71	192	A	Washi ngton	86 69
6	A	Oregon	94 101	37	A	Cal i forn i a	60 52	15	H	Stanford	64 53	37	H	Cal i forn i a	60 52
41	A	Oregon St.	64 67	46	A	Southern Cal i forn i a	84 70	145	A	Col orado	93 55				
48	H	Ari zona St.	71 63												
278	H	Ari zona	69 46												
46	A	Southern Cal i forn i a	84 70												

Non-Di v I Games:

UCLA

Average RPI	Win:	88	WON-LOST	WINNING	LAST 10	STRENGTH OF	OPP. STRENGTH	TEAM	ADJ.	CONF.	ADJ CONF.
Average RPI	Loss:	0	RECORD	PCT. RANK	GAMES	SCHEDULE	OF SCHEDULE	RPI	RPI	RPI	RPI
DIV. I ONLY		27- 0	1	10- 0	5	4	2	2	8	8	
DIV. I NON-CONF.		13- 0	1	3- 0	1	1	1	1	7	7	

TOTALS	RPI 1-25		RPI 26-50		W-L RECORDS		RPI 51-100		RPI 101-999		RPI 201+
27- 0	10- 0		1- 0		OVERALL		5- 0		11- 0		3- 0
11- 0	3- 0		1- 0		HOME		1- 0		6- 0		1- 0
12- 0	5- 0		0- 0		AWAY		2- 0		5- 0		2- 0
4- 0	2- 0		0- 0		NEUTRAL		2- 0		0- 0		0- 0
13- 0	9- 0		1- 0		NON-CONFERENCE		2- 0		1- 0		1- 0
4- 0	3- 0		1- 0		HOME		0- 0		0- 0		0- 0
5- 0	4- 0		0- 0		AWAY		0- 0		1- 0		1- 0
4- 0	2- 0		0- 0		NEUTRAL		2- 0		0- 0		0- 0
14- 0	1- 0		0- 0		CONFERENCE		3- 0		10- 0		2- 0
7- 0	0- 0		0- 0		HOME		1- 0		6- 0		1- 0
7- 0	1- 0		0- 0		AWAY		2- 0		4- 0		1- 0
0- 0	0- 0		0- 0		NEUTRAL		0- 0		0- 0		0- 0

RPI	S	Opponent	Score	RPI	S	Opponent	Score	RPI	S	Opponent	Score	RPI	S	Opponent	Score
1	H	Notre Dame	80 71	37	H	Cal i forni a	82 47	53	A	UCF	55 37	120	A	Tul ane	91 47
4	H	Loui sville	69 58					53	H	UCF	80 44	120	H	Tul ane	98 45
9	A	UCLA	78 60					55	A	Houston	95 35	128	H	Ci nci nnati	106 65
11	A	Texas	75 71					70	N	Mi chi gan St.	96 62	138	H	Wi chi ta St.	124 43
13	A	South Carol i na	83 58					73	N	Duquesne	104 52	177	H	Tul sa	78 60
15	N	Stanford	78 53									187	A	East Carol i na	96 35
19	A	South Fla.	100 49									193	A	Temple	113 57
22	H	Maryl and	97 72									193	H	Temple	106 45
23	A	DePaul	103 69									203	A	Memphi s	93 36
24	N	Okl ahoma	88 64									203	H	Memphi s	97 49
												219	A	Nevada	88 57

LAST 12 Di vi si on I GAMES:															
120	A	Tul ane	91 47	13	A	South Carol i na	83 58								
193	H	Temple	106 45	120	H	Tul ane	98 45								
4	H	Loui sville	69 58	203	A	Memphi s	93 36								
138	H	Wi chi ta St.	124 43	193	A	Temple	113 57								
53	A	UCF	55 37	177	H	Tul sa	78 60								
128	H	Ci nci nnati	106 65	11	A	Texas	75 71								

Non-Di v I Games:

UConn

U
M
B
C

UMBC

Average RPI Win: 317

Average RPI Loss: 167

WON-LOST
RECORD

WINNING
PCT. RANK

LAST 10
GAMES

STRENGTH OF
SCHEDULE

OPP. STRENGTH
OF SCHEDULE

TEAM
RPI

ADJ.
RPI

CONF.
RPI

ADJ CONF.
RPI

DIV. I ONLY

DIV. I NON-CONF.

2- 25

0- 12

342

337

1- 9

0- 0

138

218

265

260

321

340

321

340

20

24

20

24

TOTALS

RPI 1-25

RPI 26-50

W-L RECORDS

RPI 51-100

RPI 101-999

RPI 201+

2- 25

1- 11

1- 12

0- 2

0- 12

0- 4

0- 6

0- 2

2- 13

1- 7

1- 6

0- 0

0- 0

0- 0

0- 0

0- 1

0- 0

0- 1

0- 0

0- 1

0- 0

0- 0

0- 0

0- 0

0- 0

0- 0

0- 0

0- 0

0- 0

0- 0

0- 0

0- 0

0- 0

0- 0

0- 0

0- 0

0- 0

0- 0

0- 0

0- 0

0- 0

0- 0

0- 0

0- 0

0- 0

0- 0

0- 0

0- 0

0- 0

0- 0

0- 0

0- 0

0- 0

0- 0

0- 0

0- 0

0- 0

0- 0

0- 0

0- 0

0- 0

0- 0

0- 0

0- 0

0- 0

0- 0

0- 0

0- 0

0- 0

0- 0

0- 0

0- 0

0- 0

0- 0

0- 0

0- 0

0- 0

0- 0

0- 0

0- 0

0- 0

0- 0

0- 0

0- 0

0- 0

0- 0

0- 0

0- 0

0- 0

0- 0

0- 0

0- 0

0- 0

0- 0

0- 0

0- 0

0- 0

0- 0

0- 0

0- 0

0- 0

0- 0

0- 0

0- 0

0- 0

0- 0

0- 0

0- 0

0- 0

0- 0

0- 0

0- 0

0- 0

0- 0

0- 0

0- 0

0- 0

0- 0

0- 0

0- 0

0- 0

0- 0

0- 0

0- 0

0- 0

0- 0

0- 0

0- 0

0- 0

0- 0

0- 0

0- 0

0- 0

0- 0

0- 0

0- 0

0- 0

0- 0

0- 0

0- 0

0- 0

0- 0

0- 0

0- 0

0- 0

0- 0

0- 0

0- 0

0- 0

0- 0

0- 0

0- 0

0- 0

0- 0

0- 0

0- 0

0- 0

0- 0

0- 0

0- 0

0- 0

0- 0

0- 0

0- 0

0- 0

0- 0

0- 0

0- 0

0- 0

0- 0

0- 0

0- 0

0- 0

0- 0

0- 0

0- 0

0- 0

0- 0

0- 0

0- 0

0- 0

0- 0

0- 0

0- 0

0- 0

0- 0

0- 0

0- 0

0- 0

0- 0

0- 0

0- 0

0- 0

0- 0

0- 0

0- 0

0- 0

0- 0

0- 0

0- 0

0- 0

0- 0

0- 0

0- 0

0- 0

0- 0

0- 0

0- 0

0- 0

0- 0

0- 0

0- 0

0- 0

0- 0

0- 0

0- 0

0- 0

0- 0

0- 0

0- 0

0- 0

0- 0

0- 0

0- 0

0- 0

0- 0

0- 0

0- 0

0- 0

0- 0

0- 0

0- 0

0- 0

0- 0

0- 0

0- 0

0- 0

0- 0

0- 0

0- 0

0- 0

0- 0

0- 0

0- 0

0- 0

0- 0

0- 0

0- 0

0- 0

0- 0

0- 0

0- 0

0- 0

0- 0

0- 0

0- 0

0- 0

0- 0

0- 0

0- 0

0- 0

0- 0

0- 0

0- 0

0- 0

0- 0

0- 0

0- 0

0- 0

0- 0

0- 0

0- 0

0- 0

0- 0

0- 0

0- 0

0- 0

0- 0

0- 0

0- 0

0- 0

0- 0

0- 0

0- 0

0- 0

0- 0

0- 0

0- 0

0- 0

0- 0

0- 0

0- 0

0- 0

0- 0

0- 0

0- 0

0- 0

0- 0

0- 0

0- 0

0- 0

0- 0

0- 0

0- 0

0- 0

0- 0

0- 0

0- 0

0- 0

0- 0

0- 0

0- 0

0- 0

0- 0

0- 0

0- 0

0- 0

0- 0

0- 0

0- 0

0- 0

0- 0

0- 0

0- 0

0- 0

0- 0

0- 0

0- 0

0- 0

0- 0

0- 0

0- 0

0- 0

0- 0

0- 0

0- 0

0- 0

0- 0

0- 0

0- 0

0- 0

0- 0

0- 0

0- 0

0- 0

0- 0

0- 0

0- 0

0- 0

0- 0

0- 0

0- 0

0- 0

0- 0

0- 0

0- 0

0- 0

0- 0

0- 0

0- 0

0- 0

0- 0

0- 0

0- 0

0- 0

0- 0

0- 0

0- 0

0- 0

0- 0

0- 0

0- 0

0- 0

0- 0

0- 0

0- 0

0- 0

0- 0

0- 0

0- 0

0- 0

0- 0

0- 0

0- 0

0- 0

0- 0

0- 0

0- 0

0- 0

0- 0

0- 0

0- 0

0- 0

0- 0

0- 0

0- 0

0- 0

0- 0

0- 0

0- 0

0- 0

0- 0

0- 0

0- 0

0- 0

0- 0

0- 0

0- 0

0- 0

0- 0

0- 0

0- 0

0- 0

0- 0

0- 0

0- 0

0- 0

0- 0

0- 0

0- 0

0- 0

0- 0

0- 0

0- 0

0- 0

0- 0

0- 0

0- 0

0- 0

0- 0

0- 0

0- 0

0- 0

0- 0

0- 0

0- 0

0- 0

0- 0

0- 0

0- 0

0- 0

0- 0

0- 0

0- 0

0- 0

0- 0

0- 0

0- 0

0- 0

0- 0

0- 0

0- 0

0- 0

0- 0

0- 0

0- 0

0- 0

0- 0

0- 0

0- 0

0- 0

0- 0

0- 0

0- 0

0- 0

0- 0

0- 0

0- 0

0- 0

0- 0

0- 0

0- 0

0- 0

0- 0

0- 0

0- 0

0- 0

0- 0

0- 0

0- 0

0- 0

0- 0

0- 0

0- 0

0- 0

0- 0

0- 0

0- 0

0- 0

0- 0

0- 0

0- 0

0- 0

0- 0

0- 0

0- 0

0- 0

0- 0

0- 0

0- 0

0- 0

0- 0

0- 0

0- 0

0- 0

0- 0

0- 0

0- 0

0- 0

0- 0

0- 0

0- 0

0- 0

0- 0

0- 0

0- 0

0- 0

0- 0

0- 0

0- 0

0- 0

0- 0

0- 0

0- 0

0- 0

0- 0

0- 0

0- 0

0- 0

0- 0

0- 0

0- 0

0- 0

0- 0

0- 0

0- 0

0- 0

0- 0

0- 0

0- 0

0- 0

0- 0

0- 0

0- 0

0- 0

0- 0

0- 0

0- 0

0- 0

0- 0

0- 0

0- 0

0- 0

0- 0

0- 0

0- 0

0- 0

0- 0

0- 0

0- 0

0- 0

0- 0

0- 0

0- 0

0- 0

0- 0

0- 0

0- 0

0- 0

0- 0

0- 0

0- 0

0- 0

0- 0

0- 0

0- 0

0- 0

0- 0

0- 0

0- 0

0- 0

0- 0

0- 0

0- 0

0- 0

0- 0

0- 0

0- 0

0- 0

0- 0

0- 0

0- 0

0- 0

0- 0

0- 0

0- 0

0- 0

0- 0

0- 0

0- 0

0- 0

0- 0

0- 0

0- 0

0- 0

0- 0

0- 0

0- 0

0- 0

0- 0

0- 0

0- 0

0- 0

0- 0

0- 0

0- 0

0- 0

0- 0

0- 0

0- 0

0- 0

0- 0

0- 0

0- 0

0- 0

0- 0

0- 0

0- 0

0- 0

0- 0

0- 0

0- 0

0- 0

0- 0

0- 0

0- 0

0- 0

0- 0

0- 0

0- 0

0- 0

0- 0

0- 0

0- 0

0- 0

0- 0

0- 0

0- 0

0- 0

0- 0

0- 0

0- 0

0- 0

0- 0

0- 0

0- 0

0- 0

0- 0

0- 0

0- 0

0- 0

0- 0

0- 0

0- 0

0- 0

0- 0

0- 0

0- 0

0- 0

0- 0

0- 0

0- 0

0- 0

0- 0

0- 0

0- 0

0- 0

0- 0

0- 0

0- 0

0- 0

0- 0

0- 0

0- 0

0- 0

0- 0

0- 0

0- 0

0- 0

0- 0

0- 0

0- 0

0- 0

0- 0

0- 0

0- 0

0- 0

0- 0

0- 0

0- 0

0- 0

0- 0

0- 0

0- 0

0- 0

0- 0

0- 0

0- 0

0- 0

0- 0

0- 0

0- 0

0- 0

0- 0

0- 0

0- 0

0- 0

0- 0

0- 0

0- 0

0- 0

0- 0

0- 0

0- 0

0- 0

0- 0

0- 0

0- 0

0- 0

0- 0

0- 0

0- 0

0- 0

0- 0

0- 0

0- 0

0- 0

0- 0

0- 0

0- 0

0- 0

0- 0

0- 0

0- 0

0- 0

0- 0

0- 0

0- 0

0- 0

0- 0

0- 0

0- 0

0- 0

0- 0

0- 0

0- 0

0- 0

0- 0

0- 0

0- 0

0- 0

0- 0

0- 0

0-

Non-Div I Games: Gettysburg 72 45

UMBC

U
M
E
S

U
M
E
S

UMES

Page 306

UMKC				Through Games Of Feb. 23, 2018							
Average RPI Win:		266	WON-LOST RECORD	WINNING PCT. RANK	LAST 10 GAMES	STRENGTH OF SCHEDULE	OPP. STRENGTH OF SCHEDULE	TEAM RPI	ADJ. RPI	CONF. RPI	ADJ CONF. RPI
Average RPI Loss:		186									
DIV. I ONLY		7- 17	279	5- 5	208	297	276	276	31	31	
DIV. I NON-CONF.		1- 11	331	0- 0	136	118	290	290	31	31	

TOTALS		RPI 1-25	RPI 26-50		W-L RECORDS		RPI 51-100	RPI 101-999	RPI 201+		
7- 17		0- 0	0- 1		OVERALL		0- 1	7- 15	6- 8		
3- 6		0- 0	0- 1		HOME		0- 0	3- 5	3- 3		
3- 11		0- 0	0- 0		AWAY		0- 1	3- 10	3- 5		
1- 0		0- 0	0- 0		NEUTRAL		0- 0	1- 0	0- 0		
1- 11		0- 0	0- 1		NON-CONFERENCE		0- 1	1- 9	0- 2		
0- 3		0- 0	0- 1		HOME		0- 0	0- 2	0- 0		
0- 8		0- 0	0- 0		AWAY		0- 1	0- 7	0- 2		
1- 0		0- 0	0- 0		NEUTRAL		0- 0	1- 0	0- 0		
6- 6		0- 0	0- 0		CONFERENCE		0- 0	6- 6	6- 6		
3- 3		0- 0	0- 0		HOME		0- 0	3- 3	3- 3		
3- 3		0- 0	0- 0		AWAY		0- 0	3- 3	3- 3		
0- 0		0- 0	0- 0		NEUTRAL		0- 0	0- 0	0- 0		

RPI 1-25				RPI 26-50				RPI 51-100				RPI 101+ Team's RPI: 276			
RPI	S	Opponent	Score	RPI	S	Opponent	Score	RPI	S	Opponent	Score	RPI	S	Opponent	Score
				36	H	Northern Colo.	73 88	61	A	Nebraska	60 80	111	A	Western Ill.	71 90
												118	A	Iowa St.	45 61
												138	A	Wichita St.	63 72
												140	A	Kansas	48 63
												167	H	Denver	68 77
												177	A	Tulsa	52 76
												178	H	Oral Roberts	73 76
												180	N	Stetson	67 50
												202	A	CSU Bakersfield	60 58
												202	H	CSU Bakersfield	62 76
												225	A	Fla. Atlantic	55 65
												232	A	Seattle U	62 66
												232	H	Seattle U	58 62
												233	A	New Mexico St.	62 70
												252	A	Illinois St.	53 64
												253	A	Grand Canyon	62 59
												253	H	Grand Canyon	84 82
												315	A	UTRGV	54 52
												315	H	UTRGV	79 59
												326	A	Utah Valley	65 68
												326	H	Utah Valley	59 66
												345	H	Chicago St.	106 47

LAST 12 Division I GAMES:															
				315	H	UTRGV	79 59	233	A	New Mexico St.	62 70				
				345	H	Chicago St.	106 47	253	A	Grand Canyon	62 59				
				326	A	Utah Valley	65 68	202	A	CSU Bakersfield	60 58				
				232	A	Seattle U	62 66	232	H	Seattle U	58 62				
				202	H	CSU Bakersfield	62 76	326	H	Utah Valley	59 66				
				253	H	Grand Canyon	84 82	315	A	UTRGV	54 52				

Non-Div I Games: Lincoln (MO) 98 41 Harris-Stowe 114 59 Cent. Christian Bib90 10

UMKC

Loss, Non-Conf, S Site, H Home A Away N Neutral

Average RPI		WON-LOST RECORD	WINNING PCT. RANK	LAST 10 GAMES	STRENGTH OF SCHEDULE	OPP. STRENGTH OF SCHEDULE	TEAM RPI	ADJ. RPI	CONF. RPI	ADJ. CONF. RPI
279	209	3- 24	336	1- 9	306	305	344	344	20	20
DIV. I ONLY										
DIV. I NON-CONF.		2- 10	300	0- 0	348	343	348	348	24	24
TOTALS		RPI 1-25	RPI 26-50	W-L RECORDS		RPI 51-100	RPI 101-999	RPI 201+		
3- 24	0- 0		0- 0	OVERALL		0- 4	3- 20	2- 12		
2- 10	0- 0		0- 0	HOME		0- 2	2- 8	1- 4		
1- 14	0- 0		0- 0	AWAY		0- 2	1- 12	1- 8		
0- 0	0- 0		0- 0	NEUTRAL		0- 0	0- 0	0- 0		
2- 10	0- 0		0- 0	NON-CONFERENCE		0- 0	2- 10	1- 10		
1- 4	0- 0		0- 0	HOME		0- 0	1- 4	0- 4		
1- 6	0- 0		0- 0	AWAY		0- 0	1- 6	1- 6		
0- 0	0- 0		0- 0	NEUTRAL		0- 0	0- 0	0- 0		
1- 14	0- 0		0- 0	CONFERENCE		0- 4	1- 10	1- 2		
1- 6	0- 0		0- 0	HOME		0- 2	1- 4	1- 0		
0- 8	0- 0		0- 0	AWAY		0- 2	0- 6	0- 2		
0- 0	0- 0		0- 0	NEUTRAL		0- 0	0- 0	0- 0		

RPI 1-25				RPI 26-50				RPI 51-100				RPI 101+				Team's RPI: 344	
RPI	S	Opponent	Score	RPI	S	Opponent	Score	RPI	S	Opponent	Score	RPI	S	Opponent	Score		
								79	A	Albany (NY)	60	93	149	A	Binghamton	38	52
								79	H	Albany (NY)	52	61	149	H	Binghamton	46	76
								81	A	Maine	65	70	153	A	Hartford	56	78
								81	H	Maine	51	69	153	H	Hartford	42	81
													182	A	Stony Brook	50	59
													182	H	Stony Brook	60	63
													185	A	New Hampshire	45	66
													185	H	New Hampshire	49	70
													199	H	Columbia	77	70
													230	A	Texas Tech	65	93
													236	H	Holy Cross	56	84
													258	H	Morgan St.	59	65
													259	A	Fairfield	67	78
													269	A	Fairleigh Dickinson	51	60
													270	H	Massachusetts	63	73
													271	H	Cornell	53	71
													277	A	Colgate	64	84
													290	A	Vermont	55	63
													290	H	Vermont	65	60
													321	A	UMBC	54	66
													329	A	Rhode Island	64	81
													346	A	Longwood	82	84
													348	A	Saint Peter's	66	60
LAST 12 Division I GAMES:																	
				185	H	New Hampshire	49	70	81	H	Maine	51	69				
				149	A	Binghamton	38	52	153	A	Hartford	56	78				
				81	A	Maine	65	70	182	A	Stony Brook	50	59				
				290	H	Vermont	65	60	149	H	Binghamton	46	76				
				182	H	Stony Brook	60	63	79	H	Albany (NY)	52	61				
				79	A	Albany (NY)	60	93	185	A	New Hampshire	45	66				

Non-Div I Games:	Fisher	102	47
------------------	--------	-----	----

UMass Lowell I

■ Loss, ■ Non-Conf, S Site, H Home A Away N Neutral

Average RPI Win:	262	WON-LOST	WINNING	LAST 10	STRENGTH OF	OPP. STRENGTH	TEAM	ADJ.	CONF.	ADJ CONF.
Average RPI Loss:	165	RECORD	PCT. RANK	GAMES	SCHEDULE	OF SCHEDULE	RPI	RPI	RPI	RPI
DIV. I ONLY	13- 12	163	7- 3	262	279	218	218	27	27	
DIV. I NON-CONF.	2- 8	290	0- 0	272	162	310	310	28	28	

TOTALS	RPI 1-25	RPI 26-50	W-L RECORDS	RPI 51-100	RPI 101-999	RPI 201+				
13- 12	0- 1	0- 0	OVERALL	1- 2	12- 9	10- 3				
6- 7	0- 0	0- 0	HOME	1- 1	5- 6	5- 1				
7- 5	0- 1	0- 0	AWAY	0- 1	7- 3	5- 2				
0- 0	0- 0	0- 0	NEUTRAL	0- 0	0- 0	0- 0				
2- 8	0- 1	0- 0	NON-CONFERENCE	0- 1	2- 6	2- 2				
1- 4	0- 0	0- 0	HOME	0- 1	1- 3	1- 0				
1- 4	0- 1	0- 0	AWAY	0- 0	1- 3	1- 2				
0- 0	0- 0	0- 0	NEUTRAL	0- 0	0- 0	0- 0				
11- 4	0- 0	0- 0	CONFERENCE	1- 1	10- 3	8- 1				
5- 3	0- 0	0- 0	HOME	1- 0	4- 3	4- 1				
6- 1	0- 0	0- 0	AWAY	0- 1	6- 0	4- 0				
0- 0	0- 0	0- 0	NEUTRAL	0- 0	0- 0	0- 0				

RPI 1-25				RPI 26-50				RPI 51-100				RPI 101+ Team's RPI: 218			
RPI	S	Opponent	Score	RPI	S	Opponent	Score	RPI	S	Opponent	Score	RPI	S	Opponent	Score
21	A	NC State	55 87					58	H	Mercer	56 67	112	H	Middle Tenn.	57 72
								89	A	Liberty	48 53	139	H	Charlotte	47 51
								89	H	Liberty	48 41	152	A	Radford	67 56
												152	H	Radford	48 64
												170	A	Davidson	50 58
												174	H	Furman	63 71
												194	A	High Point	78 59
												194	H	High Point	45 58
												231	A	Gardner-Webb	61 60
												254	H	Presbyterian	74 76
												263	A	Campbell	60 52
												263	H	Campbell	38 33
												272	H	Appalachian St.	69 60
												292	A	USC Upstate	76 70
												301	A	Wofford	68 70
												310	A	Western Caro.	52 62
												313	A	Charleston So.	78 61
												313	H	Charleston So.	71 69
												340	A	Winthrop	70 48
												340	H	Winthrop	63 51
												346	H	Longwood	82 52

LAST 12 Division I GAMES:															
263	H	Campbell	38 33	231	A	Gardner-Webb	61 60								
89	A	Liberty	48 53	254	H	Presbyterian	74 76								
313	H	Charleston So.	71 69	313	A	Charleston So.	78 61								
194	A	High Point	78 59	340	A	Winthrop	70 48								
152	H	Radford	48 64	89	H	Liberty	48 41								
340	H	Winthrop	63 51	346	H	Longwood	82 52								

Non-Div I Games: Warren Wilson 100 53

UNC Asheville

Average RPI Win: 249

Average RPI Loss: 151

WON-LOST
RECORDWINNING
PCT. RANKLAST 10
GAMESSTRENGTH OF
SCHEDULEOPP. STRENGTH
OF SCHEDULETEAM
RPIADJ.
RPICONF.
RPIADJ CONF.
RPIDIV. I ONLY
DIV. I NON-CONF.8- 16
3- 8264
2684- 6
0- 0137
193232
321223
256223
25617
1717
17

TOTALS

RPI 1-25

RPI 26-50

W-L RECORDS

RPI 51-100

RPI 101-999

RPI 201+

8- 16

0- 1

0- 1

OVERALL

0- 2

8- 12

6- 4

4- 6

0- 0

0- 0

HOME

0- 1

4- 5

2- 2

4- 10

0- 1

0- 1

AWAY

0- 1

4- 7

4- 2

0- 0

0- 0

0- 0

NEUTRAL

0- 0

0- 0

0- 0

3- 8

0- 1

0- 1

NON-CONFERENCE

0- 0

3- 6

3- 4

1- 3

0- 0

0- 0

HOME

0- 0

1- 3

1- 2

2- 5

0- 1

0- 1

AWAY

0- 0

2- 3

2- 2

0- 0

0- 0

0- 0

NEUTRAL

0- 0

0- 0

0- 0

5- 8

0- 0

0- 0

CONFERENCE

0- 2

5- 6

3- 0

3- 3

0- 0

0- 0

HOME

0- 1

3- 2

1- 0

2- 5

0- 0

0- 0

AWAY

0- 1

2- 4

2- 0

0- 0

0- 0

0- 0

NEUTRAL

0- 0

0- 0

0- 0

RPI 1-25

RPI 26-50

RPI 51-100

RPI 101+

Team's RPI: 223

RPI S Opponent Score
12 A Duke 54 85RPI S Opponent Score
35 A Virginia 50 68RPI S Opponent Score
58 A Mercer 57 80
58 H Mercer 54 57

RPI	S	Opponent	Score
108	A	Chattanooga	42 49
108	H	Chattanooga	57 73
121	A	ETSU	52 60
121	H	ETSU	65 61
152	A	Radford	53 56
157	A	Samford	48 56
157	H	Samford	53 60
174	A	Furman	54 55
174	H	Furman	76 74
194	H	High Point	72 81
212	A	Norfolk St.	63 64
249	A	Coastal Caro.	60 54
254	A	Presbyteri an	64 57
263	H	Campbel l	61 72
283	H	VCU	74 61
294	H	Murray St.	52 63
301	A	Wofford	81 75
301	H	Wofford	66 51
310	A	Western Caro.	88 67
314	A	Eastern Ky.	59 70

LAST 12 Division I GAMES:

58	H	Mercer	54	57	310	A	Western Caro.	88	67
157	H	Samford	53	60	157	A	Samford	48	56
301	A	Wofford	81	75	58	A	Mercer	57	80
174	A	Furman	54	55	174	H	Furman	76	74
108	H	Chattanooga	57	73	301	H	Wofford	66	51
121	H	ETSU	65	61	121	A	ETSU	52	60

Non-Div I Games:

Greensboro

82 34

Tuscul um

69 71

Lees-McRae

78 62

Southern Wesleyan

96 35

UNCG

Loss, Non-Conf, S Site, H Home A Away N Neutral

UNCW		Average RPI Win: 259	WON-LOST RECORD	WINNING PCT. RANK	LAST 10 GAMES	STRENGTH OF SCHEDULE	OPP. STRENGTH OF SCHEDULE	TEAM RPI	ADJ. RPI	CONF. RPI	ADJ CONF. RPI
Average RPI Loss: 143											
DIV. I ONLY	8- 17	268	3- 7	212	164	255	255	10	10		
DIV. I NON-CONF.	5- 4	146	0- 0	334	238	229	229	11	11		

TOTALS	RPI 1-25	RPI 26-50	W-L RECORDS	RPI 51-100	RPI 101-999	RPI 201+					
8- 17	0- 0	0- 3	OVERALL	0- 2	8- 12	6- 4					
4- 7	0- 0	0- 1	HOME	0- 1	4- 5	3- 2					
4- 10	0- 0	0- 2	AWAY	0- 1	4- 7	3- 2					
0- 0	0- 0	0- 0	NEUTRAL	0- 0	0- 0	0- 0					
5- 4	0- 0	0- 0	NON-CONFERENCE	0- 0	5- 4	4- 1					
4- 0	0- 0	0- 0	HOME	0- 0	4- 0	3- 0					
1- 4	0- 0	0- 0	AWAY	0- 0	1- 4	1- 1					
0- 0	0- 0	0- 0	NEUTRAL	0- 0	0- 0	0- 0					
3- 13	0- 0	0- 3	CONFERENCE	0- 2	3- 8	2- 3					
0- 7	0- 0	0- 1	HOME	0- 1	0- 5	0- 2					
3- 6	0- 0	0- 2	AWAY	0- 1	3- 3	2- 1					
0- 0	0- 0	0- 0	NEUTRAL	0- 0	0- 0	0- 0					

RPI 1-25				RPI 26-50				RPI 51-100				RPI 101+ Team's RPI: 255			
RPI	S	Opponent	Score	RPI	S	Opponent	Score	RPI	S	Opponent	Score	RPI	S	Opponent	Score
				47	A	Drexel	42 68	71	A	James Madison	48 65	115	A	North Carolina	60 86
				47	H	Drexel	40 58	71	H	James Madison	48 63	117	A	Delaware	62 80
				50	A	Elon	67 75					117	H	Delaware	49 82
												132	A	Northeastern	39 56
												132	H	Northeastern	47 54
												160	A	William & Mary	64 49
												160	H	William & Mary	53 66
												173	A	Pittsburgh	55 74
												174	A	Furman	71 76
												187	H	East Carolina	66 62
												239	A	Hofstra	59 55
												239	H	Hofstra	61 69
												249	A	Coastal Caro.	41 57
												266	A	Col. of Charleston	76 60
												266	H	Col. of Charleston	63 72
												274	A	Towson	71 72
												283	H	VCU	83 67
												301	A	Wofford	65 60
												309	H	Georgia St.	74 62
												330	H	N.C. Central	89 63

LAST 12 Division I GAMES:															
				266	A	Col. of Charleston	76 60	132	A	Northeastern	39 56				
				71	A	James Madison	48 65	117	A	Delaware	62 80				
				160	A	William & Mary	64 49	71	H	James Madison	48 63				
				47	H	Drexel	40 58	117	H	Delaware	49 82				
				266	H	Col. of Charleston	63 72	47	A	Drexel	42 68				
				239	A	Hofstra	59 55	274	A	Towson	71 72				

Non-Div I Games: Catawba 74 59 UNC Pembroke 73 64

UNCW

■ Loss,
 ■ Non-Conf, S Site,
 ■ Home
 ■ Away
 N Neutral

Average RPI Win:	232	WON-LOST	WINNING	LAST 10	STRENGTH OF	OPP. STRENGTH	TEAM	ADJ.	CONF.	ADJ CONF.
Average RPI Loss:	96	RECORD	PCT. RANK	GAMES	SCHEDULE	OF SCHEDULE	RPI	RPI	RPI	RPI
DIV. I ONLY	13- 12	163	7- 3	160	133	141	141	24	24	
DIV. I NON-CONF.	3- 7	254	0- 0	38	6	134	134	21	21	

TOTALS	RPI 1-25	RPI 26-50	W-L RECORDS	RPI 51-100	RPI 101-999	RPI 201+				
13- 12	0- 1	0- 2	OVERALL	2- 6	11- 3	9- 1				
7- 4	0- 1	0- 0	HOME	0- 3	7- 0	5- 0				
5- 8	0- 0	0- 2	AWAY	1- 3	4- 3	4- 1				
1- 0	0- 0	0- 0	NEUTRAL	1- 0	0- 0	0- 0				
3- 7	0- 1	0- 2	NON-CONFERENCE	2- 2	1- 2	0- 1				
1- 2	0- 1	0- 0	HOME	0- 1	1- 0	0- 0				
1- 5	0- 0	0- 2	AWAY	1- 1	0- 2	0- 1				
1- 0	0- 0	0- 0	NEUTRAL	1- 0	0- 0	0- 0				
10- 5	0- 0	0- 0	CONFERENCE	0- 4	10- 1	9- 0				
6- 2	0- 0	0- 0	HOME	0- 2	6- 0	5- 0				
4- 3	0- 0	0- 0	AWAY	0- 2	4- 1	4- 0				
0- 0	0- 0	0- 0	NEUTRAL	0- 0	0- 0	0- 0				

RPI 1-25				RPI 26-50				RPI 51-100				RPI 101+ Team's RPI: 141			
RPI	S	Opponent	Score	RPI	S	Opponent	Score	RPI	S	Opponent	Score	RPI	S	Opponent	Score
18	H	Iowa	47 71	32	A	South Dakota St.	47 57	53	A	UCF	43 53	118	H	Iowa St.	57 53
				49	A	Creighton	78 89	66	N	Wyoming	55 40	159	A	Southern Ill.	53 60
								78	A	Drake	64 81	159	H	Southern Ill.	71 63
								78	H	Drake	67 72	169	A	North Dakota	72 80
								80	H	IUPUI	48 54	243	A	Omaha	74 78
								90	A	Kansas St.	72 71	252	A	Illinois St.	58 36
								94	A	Missouri St.	52 62	252	H	Illinois St.	66 48
								94	H	Missouri St.	52 57	259	A	Indiana St.	56 46
												259	H	Indiana St.	59 53
												262	A	Bradley	51 40
												300	H	Valparaiso	77 56
												302	H	Loyola Chicago	70 41
												349	A	Evansville	85 60
												349	H	Evansville	65 41

LAST 12 Division I GAMES:															
252	H	Illinois St.	66 48	252	A	Illinois St.	58 36	252	A	Bradley	51 40				
78	H	Drake	67 72	262	A	Bradley	51 40	78	A	Drake	64 81				
349	A	Evansville	85 60												
259	A	Indiana St.	56 46	259	H	Indiana St.	59 53								
159	H	Southern Ill.	71 63	349	H	Evansville	65 41								
94	H	Missouri St.	52 57	94	A	Missouri St.	52 62								

Non-Div I Games: Wis.-Parkside 92 62

UNI

Average RPI Win:	205	WON-LOST	WINNING	LAST 10	STRENGTH OF	OPP. STRENGTH	TEAM	ADJ.	CONF.	ADJ CONF.
Average RPI Loss:	77	RECORD	PCT. RANK	GAMES	SCHEDULE	OF SCHEDULE	RPI	RPI	RPI	RPI
DIV. I ONLY	17- 9	87	8- 2	86	117	84	84	16	16	
DIV. I NON-CONF.	5- 6	187	0- 0	8	85	89	89	15	15	

TOTALS	RPI 1-25	RPI 26-50	W-L RECORDS	RPI 51-100	RPI 101-999	RPI 201+				
17- 9	0- 3	1- 2	OVERALL	1- 1	15- 3	10- 1				
10- 4	0- 1	0- 2	HOME	0- 0	10- 1	6- 0				
7- 3	0- 1	1- 0	AWAY	1- 1	5- 1	4- 0				
0- 2	0- 1	0- 0	NEUTRAL	0- 0	0- 1	0- 1				
5- 6	0- 3	1- 2	NON-CONFERENCE	0- 0	4- 1	2- 1				
4- 3	0- 1	0- 2	HOME	0- 0	4- 0	2- 0				
1- 1	0- 1	1- 0	AWAY	0- 0	0- 0	0- 0				
0- 2	0- 1	0- 0	NEUTRAL	0- 0	0- 1	0- 1				
12- 3	0- 0	0- 0	CONFERENCE	1- 1	11- 2	8- 0				
6- 1	0- 0	0- 0	HOME	0- 0	6- 1	4- 0				
6- 2	0- 0	0- 0	AWAY	1- 1	5- 1	4- 0				
0- 0	0- 0	0- 0	NEUTRAL	0- 0	0- 0	0- 0				

RPI 1-25				RPI 26-50				RPI 51-100				RPI 101+			
RPI	S	Opponent	Score	RPI	S	Opponent	Score	RPI	S	Opponent	Score	RPI	S	Opponent	Score
3	H	Mississippi St.	63 103	30	H	Syracuse	55 69	66	A	Wyoming	56 69	124	H	Colorado St.	56 52
14	N	Buffalo	53 80	43	A	Gonzaga	52 50	93	A	New Mexico	68 66	133	H	Portland St.	88 80
15	A	Stanford	33 74	45	H	Minnesota	72 79					136	A	Fresno St.	73 58
												136	H	Fresno St.	72 74
												146	A	Boise St.	60 69
												146	H	Boise St.	77 54
												195	H	UC Irvine	73 54
												219	H	Nevada	77 75
												238	N	UC Riverside	88 95
												239	H	Hofstra	68 52
												245	A	San Jose St.	80 53
												245	H	San Jose St.	79 60
												253	H	Grand Canyon	76 47
												265	A	San Diego St.	75 64
												265	H	San Diego St.	73 67
												297	A	Air Force	67 59
												297	H	Air Force	69 57
												298	A	Utah St.	63 54

LAST 12 Division I GAMES:															
136	A	Fresno St.	73 58	245	A	San Jose St.	80 53								
265	H	San Diego St.	73 67	265	A	San Diego St.	75 64								
297	A	Air Force	67 59	136	H	Fresno St.	72 74								
66	A	Wyoming	56 69	124	H	Colorado St.	56 52								
219	H	Nevada	77 75	93	A	New Mexico	68 66								
146	H	Boise St.	77 54	297	H	Air Force	69 57								

Non-Div I Games:

UNLV

Average RPI Win:	287	WON-LOST	WINNING	LAST 10	STRENGTH OF	OPP. STRENGTH	TEAM	ADJ.	CONF.	ADJ CONF.
Average RPI Loss:	173	RECORD	PCT. RANK	GAMES	SCHEDULE	OF SCHEDULE	RPI	RPI	RPI	RPI
DIV. I ONLY	7- 18	284	4- 6	220	299	292	292	23	23	
DIV. I NON-CONF.	2- 10	300	0- 0	239	335	333	333	22	22	

TOTALS	RPI 1-25	RPI 26-50	W-L RECORDS	RPI 51-100	RPI 101-999	RPI 201+				
7- 18	0- 0	0- 0	OVERALL	0- 6	7- 12	6- 8				
5- 7	0- 0	0- 0	HOME	0- 2	5- 5	4- 4				
2- 11	0- 0	0- 0	AWAY	0- 4	2- 7	2- 4				
0- 0	0- 0	0- 0	NEUTRAL	0- 0	0- 0	0- 0				
2- 10	0- 0	0- 0	NON-CONFERENCE	0- 2	2- 8	2- 5				
2- 4	0- 0	0- 0	HOME	0- 0	2- 4	2- 3				
0- 6	0- 0	0- 0	AWAY	0- 2	0- 4	0- 2				
0- 0	0- 0	0- 0	NEUTRAL	0- 0	0- 0	0- 0				
5- 8	0- 0	0- 0	CONFERENCE	0- 4	5- 4	4- 3				
3- 3	0- 0	0- 0	HOME	0- 2	3- 1	2- 1				
2- 5	0- 0	0- 0	AWAY	0- 2	2- 3	2- 2				
0- 0	0- 0	0- 0	NEUTRAL	0- 0	0- 0	0- 0				

RPI 1-25				RPI 26-50				RPI 51-100				RPI 101+				Team's RPI: 292	
RPI	S	Opponent	Score	RPI	S	Opponent	Score	RPI	S	Opponent	Score	RPI	S	Opponent	Score		
								54	A	FGCU	60	93	160	A	William & Mary	63	83
								54	H	FGCU	44	88	174	H	Furman	59	80
								67	A	Oklahoma St.	71	108	180	A	Stetson	61	62
								74	A	Virginia Tech	56	87	180	H	Stetson	69	64
								98	A	Jacksonville	49	65	187	A	East Carolina	53	66
								98	H	Jacksonville	45	71	218	H	UNC Asheville	70	76
													231	A	Gardner-Webb	39	60
													243	H	Omaha	66	69
													251	A	North Florida	61	79
													251	H	North Florida	61	65
													254	H	Presbyterian	69	83
													261	A	Lipscomb	78	97
													261	H	Lipscomb	80	64
													263	A	Campbell	49	69
													293	A	Kennesaw St.	70	64
													293	H	Kennesaw St.	65	61
													319	H	South Carolina St.	63	44
													330	H	N.C. Central	66	61
													336	A	NJIT	95	57

LAST 12 Division I GAMES:																	
				251	A	North Florida	61	79	261	A	Lipscomb	78	97				
				98	A	Jacksonville	49	65	293	H	Kennesaw St.	65	61				
				180	H	Stetson	69	64	98	H	Jacksonville	45	71				
				54	H	FGCU	44	88	251	H	North Florida	61	65				
				261	H	Lipscomb	80	64	54	A	FGCU	60	93				
				293	A	Kennesaw St.	70	64	180	A	Stetson	61	62				

Non-Div I Games: Brevard 109 39 Converse 71 51 Bob Jones 79 45

USC Upstate

Loss, Non-Conf, S Site, H Home A Away N Neutral

Average RPI Win:	235
Average RPI Loss:	146

DIV. I ONLY	17- 10	101	9- 1	311	166	165	165	22	22
DIV. I NON-CONF.	6- 5	153	0- 0	223	51	158	158	23	23
TOTALS	RPI 1-25	RPI 26-50	W-L RECORDS	RPI 51-100	RPI 101-999	RPI 201+			
17- 10	0- 0	0- 0	OVERALL	0- 4	17- 6	10- 2			
12- 2	0- 0	0- 0	HOME	0- 1	12- 1	6- 0			
5- 8	0- 0	0- 0	AWAY	0- 3	5- 5	4- 2			
0- 0	0- 0	0- 0	NEUTRAL	0- 0	0- 0	0- 0			
6- 5	0- 0	0- 0	NON-CONFERENCE	0- 4	6- 1	3- 0			
5- 1	0- 0	0- 0	HOME	0- 1	5- 0	2- 0			
1- 4	0- 0	0- 0	AWAY	0- 3	1- 1	1- 0			
0- 0	0- 0	0- 0	NEUTRAL	0- 0	0- 0	0- 0			
11- 5	0- 0	0- 0	CONFERENCE	0- 0	11- 5	7- 2			
7- 1	0- 0	0- 0	HOME	0- 0	7- 1	4- 0			
4- 4	0- 0	0- 0	AWAY	0- 0	4- 4	3- 2			
0- 0	0- 0	0- 0	NEUTRAL	0- 0	0- 0	0- 0			

RPI 1-25				RPI 26-50				RPI 51-100				RPI 101+ Team's RPI: 165			
RPI	S	Opponent	Score	RPI	S	Opponent	Score	RPI	S	Opponent	Score	RPI	S	Opponent	Score
								55	H	Houston	58 62	102	A	Little Rock	57 59
								62	A	Georgia Tech	52 80	123	A	Arkansas	57 91
								90	A	Kansas St.	56 70	135	H	Texas St.	61 59
								99	A	Utah	41 71	136	H	Fresno St.	67 54
												144	H	San Francisco	56 54
												150	H	South Al a.	63 76
												160	H	Troy	76 57
												175	A	Louisiana	38 34
												175	H	Louisiana	63 61
												178	H	Oral Roberts	70 46
												200	A	Arkansas St.	80 85
												205	H	SMU	58 55
												249	A	Coastal Caro.	76 89
												249	H	Coastal Caro.	65 63
												272	A	Appalachian St.	64 60
												272	H	Appalachian St.	49 48
												282	A	UTSA	69 68
												304	H	Incarnate Word	61 48
												309	A	Georgia St.	81 76
												327	A	Ga. Southern	68 73
												327	H	Ga. Southern	70 49
												337	A	La. -Monroe	80 53
												337	H	La. -Monroe	70 61
LAST 12 Division I GAMES:															
				327	H	Ga. Southern	70 49	327	A	Ga. Southern	68 73				
				175	A	Louisiana	38 34	309	A	Georgia St.	81 76				
				337	A	La. -Monroe	80 53	337	H	La. -Monroe	70 61				
				135	H	Texas St.	61 59	175	H	Louisiana	63 61				
				249	H	Coastal Caro.	65 63	200	A	Arkansas St.	80 85				
				272	H	Appalachian St.	49 48	102	A	Little Rock	57 59				

Non-Div I Games:

UT Arlington

■ Loss, ■ Non-Conf, S Site, H Home A Away N Neutral

Average RPI Win:	275	WON-LOST	WINNING	LAST 10	STRENGTH OF	OPP. STRENGTH	TEAM	ADJ.	CONF.	ADJ CONF.
Average RPI Loss:	134	RECORD	PCT. RANK	GAMES	SCHEDULE	OF SCHEDULE	RPI	RPI	RPI	RPI
DIV. I ONLY	14- 13	167	8- 2	221	268	197	197	25	25	
DIV. I NON-CONF.	2- 8	290	0- 0	106	77	261	261	27	27	

TOTALS	RPI 1-25	RPI 26-50	W-L RECORDS	RPI 51-100	RPI 101-999	RPI 201+				
14- 13	0- 1	0- 1	OVERALL	0- 2	14- 9	12- 1				
9- 3	0- 0	0- 0	HOME	0- 1	9- 2	8- 0				
5- 8	0- 1	0- 1	AWAY	0- 0	5- 6	4- 1				
0- 2	0- 0	0- 0	NEUTRAL	0- 1	0- 1	0- 0				
2- 8	0- 1	0- 1	NON-CONFERENCE	0- 1	2- 5	2- 0				
2- 1	0- 0	0- 0	HOME	0- 0	2- 1	2- 0				
0- 5	0- 1	0- 1	AWAY	0- 0	0- 3	0- 0				
0- 2	0- 0	0- 0	NEUTRAL	0- 1	0- 1	0- 0				
12- 5	0- 0	0- 0	CONFERENCE	0- 1	12- 4	10- 1				
7- 2	0- 0	0- 0	HOME	0- 1	7- 1	6- 0				
5- 3	0- 0	0- 0	AWAY	0- 0	5- 3	4- 1				
0- 0	0- 0	0- 0	NEUTRAL	0- 0	0- 0	0- 0				

RPI 1-25				RPI 26-50				RPI 51-100				RPI 101+ Team's RPI: 197			
RPI	S	Opponent	Score	RPI	S	Opponent	Score	RPI	S	Opponent	Score	RPI	S	Opponent	Score
4	A	Louisville	56 91	44	A	Purdue	58 60	65	H	Belmont	63 65	108	A	Chattanooga	82 87
								76	N	Saint Mary's (CA)	58 69	143	A	SIUE	70 73
												143	H	SIUE	72 64
												154	N	Eastern Wash.	58 61
												159	A	Southern Ill.	72 84
												179	A	Jacksonville St.	61 57
												181	H	Northwestern	63 71
												184	A	Morehead St.	75 88
												184	H	Morehead St.	76 81
												200	A	Arkansas St.	73 84
												207	H	N. C. A&T	76 63
												215	H	Southeast Mo. St.	72 65
												240	A	Austin Peay	62 69
												240	H	Austin Peay	100 66
												294	A	Murray St.	97 80
												294	H	Murray St.	85 67
												310	H	Western Caro.	62 54
												312	A	Tennessee Tech	67 51
												314	A	Eastern Ky.	72 54
												314	H	Eastern Ky.	77 49
												333	H	Tennessee St.	80 68
												347	A	Eastern Ill.	72 44
												347	H	Eastern Ill.	85 57
LAST 12 Division I GAMES:															
184	A	Morehead St.	75 88	240	H	Austin Peay	100 66								
347	H	Eastern Ill.	85 57	312	A	Tennessee Tech	67 51								
143	H	SIUE	72 64	179	A	Jacksonville St.	61 57								
215	H	Southeast Mo. St.	72 65	143	A	SIUE	70 73								
314	A	Eastern Ky.	72 54	347	A	Eastern Ill.	72 44								
294	H	Murray St.	85 67	184	H	Morehead St.	76 81								

Non-Div I Games: Rhodes 90 49 Ala.-Huntsville 104 73

UT Martin

Loss, Non-Conf, S Site, H Home A Away N Neutral

UTEP				Through Games Of Feb. 23, 2018							
Average RPI Win:		227	WON-LOST RECORD	WINNING PCT. RANK	LAST 10 GAMES	STRENGTH OF SCHEDULE	OPP. STRENGTH OF SCHEDULE	TEAM RPI	ADJ. RPI	CONF. RPI	ADJ CONF. RPI
Average RPI Loss:		183									
DIV. I ONLY			14- 12	154	3- 7	225	252	188	188	18	18
DIV. I NON-CONF.			9- 4	82	0- 0	213	319	111	111	19	19

TOTALS		RPI 1-25	RPI 26-50		W-L RECORDS		RPI 51-100	RPI 101-999	RPI 201+		
14- 12		0- 0	0- 0		OVERALL		0- 3	14- 9	10- 5		
7- 5		0- 0	0- 0		HOME		0- 2	7- 3	5- 1		
5- 7		0- 0	0- 0		AWAY		0- 1	5- 6	5- 4		
2- 0		0- 0	0- 0		NEUTRAL		0- 0	2- 0	0- 0		
9- 4		0- 0	0- 0		NON-CONFERENCE		0- 1	9- 3	6- 1		
5- 1		0- 0	0- 0		HOME		0- 1	5- 0	4- 0		
2- 3		0- 0	0- 0		AWAY		0- 0	2- 3	2- 1		
2- 0		0- 0	0- 0		NEUTRAL		0- 0	2- 0	0- 0		
5- 8		0- 0	0- 0		CONFERENCE		0- 2	5- 6	4- 4		
2- 4		0- 0	0- 0		HOME		0- 1	2- 3	1- 1		
3- 4		0- 0	0- 0		AWAY		0- 1	3- 3	3- 3		
0- 0		0- 0	0- 0		NEUTRAL		0- 0	0- 0	0- 0		

RPI 1-25				RPI 26-50				RPI 51-100				RPI 101+ Team's RPI: 188					
RPI	S	Opponent	Score	RPI	S	Opponent	Score	RPI	S	Opponent	Score	RPI	S	Opponent	Score		
								77	H	UAB	64	84	112	H	Middle Tenn.	45	54
								91	A	Rice	42	56	120	A	Tulane	56	67
								93	H	New Mexico	35	59	123	H	Arkansas	64	61
												139	H	Charlotte	67	58	
												157	N	Samford	46	33	
												166	H	Louisiana Tech	62	65	
												187	N	East Carolina	93	79	
												200	A	Arkansas St.	73	76	
												202	H	CSU Bakersfield	67	56	
												208	A	North Texas	50	48	
												224	H	A&M-Corpus Christi	69	49	
												225	A	Fla. Atlantic	66	72	
												225	H	Fla. Atlantic	75	70	
												233	A	New Mexico St.	68	76	
												238	A	UC Riverside	73	62	
												241	H	Texas Southern	65	55	
												281	A	Old Dominion	52	56	
												282	A	UTSA	66	53	
												282	H	UTSA	55	58	
												307	A	FIU	77	76	
												316	A	Marshall	64	66	
												323	H	Houston Baptist	69	62	
												324	A	Cal St. Fullerton	92	91	
LAST 12 Division I GAMES:																	
282	H	UTSA	55	58	208	A	North Texas	50	48								
281	A	Old Dominion	52	56	91	A	Rice	42	56								
316	A	Marshall	64	66	225	H	Fla. Atlantic	75	70								
166	H	Louisiana Tech	62	65	112	H	Middle Tenn.	45	54								
282	A	UTSA	66	53	139	H	Charlotte	67	58								
77	H	UAB	64	84	225	A	Fla. Atlantic	66	72								

Non-Div I Games:

UTEP

Loss,
Non-Conf,
S Site,
H Home
A Away
N Neutral

Average RPI Win: 284
Average RPI Loss: 215

WON-LOST
RECORD

WINNING
PCT. RANK

LAST 10
GAMES

STRENGTH OF
SCHEDULE

OPP. STRENGTH
OF SCHEDULE

TEAM
RPI

ADJ.
RPI

CONF.
RPI

ADJ CONF.
RPI

DIV. I ONLY	10- 14	223	3- 7	339	330	315	315	31	31
DIV. I NON-CONF.	7- 5	132	0- 0	316	271	228	228	31	31
<hr/>									
TOTALS	RPI 1-25	RPI 26-50	W-L RECORDS	RPI 51-100	RPI 101-999	RPI 201+			
10- 14	0- 0	0- 1	OVERALL	0- 1	10- 12	10- 11			
9- 5	0- 0	0- 1	HOME	0- 0	9- 4	9- 4			
1- 9	0- 0	0- 0	AWAY	0- 1	1- 8	1- 7			
0- 0	0- 0	0- 0	NEUTRAL	0- 0	0- 0	0- 0			
7- 5	0- 0	0- 1	NON-CONFERENCE	0- 1	7- 3	7- 2			
6- 1	0- 0	0- 1	HOME	0- 0	6- 0	6- 0			
1- 4	0- 0	0- 0	AWAY	0- 1	1- 3	1- 2			
0- 0	0- 0	0- 0	NEUTRAL	0- 0	0- 0	0- 0			
3- 9	0- 0	0- 0	CONFERENCE	0- 0	3- 9	3- 9			
3- 4	0- 0	0- 0	HOME	0- 0	3- 4	3- 4			
0- 5	0- 0	0- 0	AWAY	0- 0	0- 5	0- 5			
0- 0	0- 0	0- 0	NEUTRAL	0- 0	0- 0	0- 0			

RPI 1-25	RPI 26-50	RPI 51-100	RPI 101+	Team's RPI: 315
RPI S Opponent Score	RPI S Opponent Score	RPI S Opponent Score	RPI S Opponent Score	RPI S Opponent Score
	46 H Southern Cal i forn i a 64 71	67 A Okl ahoma St. 38 80	189 A Wi sconsi n 54 82	
			202 A CSU Bakersfi el d 30 71	
			202 H CSU Bakersfi el d 64 67	
			224 A A&M-Corpus Christi 41 71	
			224 H A&M-Corpus Christi 56 53	
			230 A Texas Tech 64 80	
			232 A Seattle U 56 64	
			232 H Seattle U 69 67	
			233 H New Mexico St. 77 79	
			253 A Grand Canyon 58 59	
			253 H Grand Canyon 59 65	
			257 H Prai ri e Vi ew 78 62	
			270 H Massachusetts 67 59	
			276 A UMKC 59 79	
			276 H UMKC 52 54	
			279 A North Dakota St. 82 79	
			282 H UTSA 70 58	
			285 H Cani si us 63 46	
			326 A Utah Valley 60 69	
			326 H Utah Valley 71 64	
			342 H Flori da A&M 51 38	
			345 H Chi cago St. 81 44	
LAST 12 Di vi si on I GAMES:				
276 A UMKC 59 79	345 H Chi cago St. 81 44			
326 H Utah Valley 71 64	232 A Seattle U 56 64			
232 H Seattle U 69 67	326 A Utah Valley 60 69			
202 A CSU Bakersfi el d 30 71	253 H Grand Canyon 59 65			
253 A Grand Canyon 58 59	202 H CSU Bakersfi el d 64 67			
233 H New Mexico St. 77 79	276 H UMKC 52 54			

Non-Di v I Games: Texas Lutheran 78 43 Concordi a (TX) 67 49 Tri ni ty (TX) 62 57

UTRGV

Loss, Non-Conf, S Site, H Home A Away N Neutral

Average RPI Win:	178	WON-LOST	WINNING	LAST 10	STRENGTH OF	OPP. STRENGTH	TEAM	ADJ.	CONF.	ADJ CONF.
Average RPI Loss:	57	RECORD	PCT. RANK	GAMES	SCHEDULE	OF SCHEDULE	RPI	RPI	RPI	RPI
DIV. I ONLY	17- 11	114	4- 6	130	56	99	99	5	5	
DIV. I NON-CONF.	9- 2	33	0- 0	181	167	49	49	3	3	

TOTALS	RPI 1-25	RPI 26-50	W-L RECORDS	RPI 51-100	RPI 101-999	RPI 201+				
17- 11	0- 3	2- 5	OVERALL	1- 1	14- 2	6- 0				
10- 6	0- 2	1- 3	HOME	1- 0	8- 1	4- 0				
7- 5	0- 1	1- 2	AWAY	0- 1	6- 1	2- 0				
0- 0	0- 0	0- 0	NEUTRAL	0- 0	0- 0	0- 0				
9- 2	0- 0	1- 0	NON-CONFERENCE	1- 1	7- 1	4- 0				
7- 0	0- 0	1- 0	HOME	1- 0	5- 0	3- 0				
2- 2	0- 0	0- 0	AWAY	0- 1	2- 1	1- 0				
0- 0	0- 0	0- 0	NEUTRAL	0- 0	0- 0	0- 0				
8- 9	0- 3	1- 5	CONFERENCE	0- 0	7- 1	2- 0				
3- 6	0- 2	0- 3	HOME	0- 0	3- 1	1- 0				
5- 3	0- 1	1- 2	AWAY	0- 0	4- 0	1- 0				
0- 0	0- 0	0- 0	NEUTRAL	0- 0	0- 0	0- 0				

RPI 1-25				RPI 26-50				RPI 51-100				Team's RPI: 99	RPI 101+			
RPI	S	Opponent	Score	RPI	S	Opponent	Score	RPI	S	Opponent	Score		RPI	S	Opponent	Score
6	H	Oregon	68 84	37	A	Cal i forn i a	73 84	76	H	Saint Mary's (CA)	74 63		103	A	Washington St.	81 79
9	H	UCLA	74 81	41	H	Oregon St.	58 69	85	A	Al abama	60 65		103	H	Washington St.	54 50
15	A	Stanford	49 70	44	H	Purdue	81 68						145	A	Col orado	78 74
				46	A	Southern Cal i forn i a	52 53						145	H	Col orado	65 69
				46	H	Southern Cal i forn i a	47 58						148	A	BYU	68 77
				48	A	Ari zona St.	58 56						165	H	UT Ar l ington	71 41
				48	H	Ari zona St.	81 83						171	A	Weber St.	85 58

LAST 12 Di v i s i o n I GAMES:																
				46	A	Southern Cal i forn i a	52 53	145	H	Col orado	65 69					
				192	H	Washington	81 46	6	H	Oregon	68 84					
				103	H	Washington St.	54 50	41	H	Oregon St.	58 69					
				37	A	Cal i forn i a	73 84	278	A	Ari zona	80 56					
				15	A	Stanford	49 70	48	A	Ari zona St.	58 56					
				145	A	Col orado	78 74	46	H	Southern Cal i forn i a	47 58					

Non-Di v I Games:

Utah

Average RPI Win:	192	WON-LOST	WINNING	LAST 10	STRENGTH OF	OPP. STRENGTH	TEAM	ADJ.	CONF.	ADJ CONF.
Average RPI Loss:	167	RECORD	PCT. RANK	GAMES	SCHEDULE	OF SCHEDULE	RPI	RPI	RPI	RPI
DIV. I ONLY	4- 21	323	2- 8	145	204	298	298	16	16	
DIV. I NON-CONF.	1- 9	318	0- 0	215	331	322	322	15	15	

TOTALS	RPI 1-25	RPI 26-50	W-L RECORDS	RPI 51-100	RPI 101-999	RPI 201+				
4- 21	0- 0	0- 1	OVERALL	0- 6	4- 14	2- 7				
3- 7	0- 0	0- 0	HOME	0- 4	3- 3	2- 1				
1- 12	0- 0	0- 0	AWAY	0- 2	1- 10	0- 5				
0- 2	0- 0	0- 1	NEUTRAL	0- 0	0- 1	0- 1				
1- 9	0- 0	0- 1	NON-CONFERENCE	0- 1	1- 7	0- 4				
0- 3	0- 0	0- 0	HOME	0- 1	0- 2	0- 1				
1- 4	0- 0	0- 0	AWAY	0- 0	1- 4	0- 2				
0- 2	0- 0	0- 1	NEUTRAL	0- 0	0- 1	0- 1				
3- 12	0- 0	0- 0	CONFERENCE	0- 5	3- 7	2- 3				
3- 4	0- 0	0- 0	HOME	0- 3	3- 1	2- 0				
0- 8	0- 0	0- 0	AWAY	0- 2	0- 6	0- 3				
0- 0	0- 0	0- 0	NEUTRAL	0- 0	0- 0	0- 0				

RPI 1-25				RPI 26-50				RPI 51-100				RPI 101+ Team's RPI: 298			
RPI	S	Opponent	Score	RPI	S	Opponent	Score	RPI	S	Opponent	Score	RPI	S	Opponent	Score
				41	N	Oregon St.	55 94	66	A	Wyoming	44 61	124	A	Colorado St.	45 56
								66	H	Wyoming	46 64	129	A	Idaho St.	44 64
								84	H	UNLV	54 63	136	A	Fresno St.	56 57
								93	A	New Mexico	47 80	136	H	Fresno St.	60 52
								93	H	New Mexico	50 74	146	A	Boise St.	60 68
								99	H	Utah	44 79	146	H	Boise St.	42 64
												148	A	BYU	76 69
												167	H	Denver	72 74
												195	A	UC Irvine	84 87
												219	A	Nevada	78 85
												219	H	Nevada	79 57
												228	N	Montana St.	52 64
												245	A	San Jose St.	66 79
												265	H	San Diego St.	62 58
												278	H	Arizona	49 65
												297	A	Air Force	50 57
												320	A	Southern Utah	67 70
												326	A	Utah Valley	43 61

LAST 12 Division I GAMES:															
				219	A	Nevada	78 85	297	A	Air Force	50 57				
				93	H	New Mexico	50 74	66	A	Wyoming	44 61				
				146	A	Boise St.	60 68	146	H	Boise St.	42 64				
				66	H	Wyoming	46 64	219	H	Nevada	79 57				
				93	A	New Mexico	47 80	124	A	Colorado St.	45 56				
				136	H	Fresno St.	60 52	84	H	UNLV	54 63				

Non-Div I Games: Dixie St. 92 72

Utah St.

Average RPI Win: 284

Average RPI Loss: 218

WON-LOST
RECORDWINNING
PCT. RANKLAST 10
GAMESSTRENGTH OF
SCHEDULEOPP. STRENGTH
OF SCHEDULETEAM
RPIADJ.
RPICONF.
RPIADJ CONF.
RPI

DIV. I ONLY	8- 17	268	3- 7	341	320	326	326	31	31
DIV. I NON-CONF.	4- 9	249	0- 0	311	274	328	328	31	31

TOTALS	RPI 1-25	RPI 26-50	W-L RECORDS	RPI 51-100	RPI 101-999	RPI 201+			
8- 17	0- 0	0- 1	OVERALL	0- 0	8- 16	7- 11			
6- 6	0- 0	0- 0	HOME	0- 0	6- 6	5- 5			
2- 11	0- 0	0- 0	AWAY	0- 0	2- 1	2- 1			
0- 0	0- 0	0- 0	NEUTRAL	0- 0	0- 0	0- 0			
4- 9	0- 0	0- 1	NON-CONFERENCE	0- 0	4- 8	3- 3			
4- 2	0- 0	0- 0	HOME	0- 0	4- 2	3- 1			
0- 7	0- 0	0- 1	AWAY	0- 0	0- 6	0- 2			
0- 0	0- 0	0- 0	NEUTRAL	0- 0	0- 0	0- 0			
4- 8	0- 0	0- 0	CONFERENCE	0- 0	4- 8	4- 8			
2- 4	0- 0	0- 0	HOME	0- 0	2- 4	2- 4			
2- 4	0- 0	0- 0	AWAY	0- 0	2- 4	2- 4			
0- 0	0- 0	0- 0	NEUTRAL	0- 0	0- 0	0- 0			

RPI 1-25				RPI 26-50				RPI 51-100				RPI 101+ Team's RPI: 326			
RPI	S	Opponent	Score	RPI	S	Opponent	Score	RPI	S	Opponent	Score	RPI	S	Opponent	Score
				41	A	Oregon St.	41 98					129	H	Idaho St.	58 70
												147	H	Cal Poly	89 70
												148	A	BYU	54 75
												154	A	Eastern Wash.	41 61
												167	A	Denver	53 72
												171	A	Weber St.	57 75
												202	A	CSU Bakersfield	58 63
												202	H	CSU Bakersfield	60 64
												232	H	Seattle U	75 77
												233	A	New Mexico St.	51 59
												233	H	New Mexico St.	72 82
												234	A	Pepperdine	44 71
												253	A	Grand Canyon	61 81
												276	A	UMKC	66 59
												276	H	UMKC	68 65
												297	H	Air Force	59 56
												298	H	Utah St.	61 43
												315	A	UTRGV	64 71
												315	H	UTRGV	69 60
												317	A	Portland	64 71
												320	H	Southern Utah	69 61
												324	H	Cal St. Fullerton	36 73
												345	A	Chicago St.	68 30
												345	H	Chicago St.	74 84
LAST 12 Division I GAMES:															
202	H	CSU Bakersfield	60 64	253	A	Grand Canyon	61 81								
315	A	UTRGV	64 71	233	H	New Mexico St.	72 82								
233	A	New Mexico St.	51 59	315	H	UTRGV	69 60								
276	H	UMKC	68 65	345	A	Chicago St.	68 30								
345	H	Chicago St.	74 84	276	A	UMKC	66 59								
232	H	Seattle U	75 77	202	A	CSU Bakersfield	58 63								

Non-Div I Games: Antelope Valley 78 54 Dixie St. 72 63

Utah Valley

Loss, Non-Conf, S Site, H Home A Away N Neutral

Average RPI Win:	253	WON-LOST	WINNING	LAST 10	STRENGTH OF	OPP. STRENGTH	TEAM	ADJ.	CONF.	ADJ CONF.
Average RPI Loss:	148	RECORD	PCT. RANK	GAMES	SCHEDULE	OF SCHEDULE	RPI	RPI	RPI	RPI
DIV. I ONLY	7- 20	293	3- 7	164	193	283	283	12	12	
DIV. I NON-CONF.	3- 9	280	0- 0	235	282	295	295	10	10	

TOTALS	RPI 1-25	RPI 26-50	W-L RECORDS	RPI 51-100	RPI 101-999	RPI 201+				
7- 20	0- 0	0- 2	OVERALL	0- 6	7- 12	5- 8				
5- 7	0- 0	0- 0	HOME	0- 3	5- 4	3- 2				
1- 11	0- 0	0- 0	AWAY	0- 0	1- 0	1- 0				
1- 2	0- 0	0- 0	NEUTRAL	0- 2	1- 0	1- 0				
3- 9	0- 0	0- 1	NON-CONFERENCE	0- 2	3- 6	3- 4				
2- 2	0- 0	0- 0	HOME	0- 0	2- 2	2- 1				
0- 5	0- 0	0- 1	AWAY	0- 0	0- 4	0- 3				
1- 2	0- 0	0- 0	NEUTRAL	0- 2	1- 0	1- 0				
4- 11	0- 0	0- 1	CONFERENCE	0- 4	4- 6	2- 4				
3- 5	0- 0	0- 0	HOME	0- 3	3- 2	1- 1				
1- 6	0- 0	0- 1	AWAY	0- 1	1- 4	1- 3				
0- 0	0- 0	0- 0	NEUTRAL	0- 0	0- 0	0- 0				

RPI 1-25				RPI 26-50				RPI 51-100				RPI 101+				Team's RPI: 283	
RPI	S	Opponent	Score	RPI	S	Opponent	Score	RPI	S	Opponent	Score	RPI	S	Opponent	Score		
31	A	Dayton	64 74	58	N	Mercer	54 70	101	H	George Mason	42 65						
45	A	Minnesota	63 108	59	H	Fordham	54 64	113	H	Georgetown	59 71						
				73	A	Duquesne	71 80	131	H	Saint Louis	88 84						
				73	H	Duquesne	51 70	152	A	Radford	62 79						
				75	N	Penn	52 82	164	A	Saint Joseph's	41 79						
				88	H	George Washington	39 61	164	H	Saint Joseph's	56 54						
								212	H	Norfolk St.	52 66						
								213	A	Richmond	54 59						
								213	H	Richmond	68 77						
								223	A	UNCG	61 74						
								242	A	La Salle	57 62						
								250	H	St. Bonaventure	77 75						
								255	A	UNCW	67 83						
								270	A	Massachusetts	75 79						
								281	H	Old Dominion	68 39						
								305	N	Long Beach St.	69 59						
								309	A	Georgia St.	56 61						
								311	H	Coppin St.	62 47						
								329	A	Rhode Island	61 49						
LAST 12 Division I GAMES:																	
131	H	Saint Louis	88 84	164	H	Saint Joseph's	56 54										
213	A	Richmond	54 59	213	H	Richmond	68 77										
101	H	George Mason	42 65	242	A	La Salle	57 62										
250	H	St. Bonaventure	77 75	270	A	Massachusetts	75 79										
73	A	Duquesne	71 80	59	H	Fordham	54 64										
31	A	Dayton	64 74	329	A	Rhode Island	61 49										

Non-Div I Games:

VCU

Average RPI Win:	314	WON-LOST	WINNING	LAST 10	STRENGTH OF	OPP. STRENGTH	TEAM	ADJ.	CONF.	ADJ CONF.
Average RPI Loss:	163	RECORD	PCT. RANK	GAMES	SCHEDULE	OF SCHEDULE	RPI	RPI	RPI	RPI
DIV. I ONLY	9- 15	240	2- 8	340	249	300	300	24	24	
DIV. I NON-CONF.	5- 4	146	0- 0	340	268	235	235	21	21	

TOTALS	RPI 1-25	RPI 26-50	W-L RECORDS	RPI 51-100	RPI 101-999	RPI 201+				
9- 15	0- 0	0- 1	OVERALL	0- 5	9- 9	9- 6				
6- 4	0- 0	0- 0	HOME	0- 1	6- 3	6- 2				
3- 11	0- 0	0- 0	AWAY	0- 0	3- 0	3- 0				
0- 0	0- 0	0- 0	NEUTRAL	0- 0	0- 0	0- 0				
5- 4	0- 0	0- 1	NON-CONFERENCE	0- 2	5- 1	5- 1				
3- 0	0- 0	0- 0	HOME	0- 0	3- 0	3- 0				
2- 4	0- 0	0- 1	AWAY	0- 2	2- 1	2- 1				
0- 0	0- 0	0- 0	NEUTRAL	0- 0	0- 0	0- 0				
4- 11	0- 0	0- 0	CONFERENCE	0- 3	4- 8	4- 5				
3- 4	0- 0	0- 0	HOME	0- 1	3- 3	3- 2				
1- 7	0- 0	0- 0	AWAY	0- 2	1- 5	1- 3				
0- 0	0- 0	0- 0	NEUTRAL	0- 0	0- 0	0- 0				

RPI	S	Opponent	Score	RPI	S	Opponent	Score	RPI	S	Opponent	Score	RPI	S	Opponent	Score	Team's RPI: 300
44	A	Purdue	49 95	78	A	Drake	50 86	141	A	UNI	56 77	159	A	Southern Ill.	63 74	
				87	A	Miami (OH)	68 77	159	H	Southern Ill.	86 88	210	A	Bowling Green	77 90	
				89	A	Liberty	40 61	252	A	Illinois St.	55 63	252	H	Illinois St.	56 50	
				94	A	Missouri St.	60 83	253	H	Grand Canyon	80 75	259	A	Indiana St.	46 64	
				94	H	Missouri St.	60 66	259	H	Indiana St.	54 67	262	A	Bradley	58 69	
								262	H	Bradley	69 88	302	A	Loyola Chicago	63 53	
								302	H	Loyola Chicago	76 60	302	H	Fort Wayne	68 50	
								328	H	Fort Wayne	68 50	345	H	Chicago St.	71 60	
								346	A	Longwood	81 68	347	A	Eastern Ill.	76 67	
								349	H	Evansville	101 59					
LAST 12 Division I GAMES:																
259	A	Indiana St.	46 64	259	H	Indiana St.	54 67									
94	H	Missouri St.	60 66	349	H	Evansville	101 59									
159	H	Southern Ill.	86 88	159	A	Southern Ill.	63 74									
302	A	Loyola Chicago	63 53	94	A	Missouri St.	60 83									
252	A	Illinois St.	55 63	302	H	Loyola Chicago	76 60									
262	A	Bradley	58 69	262	H	Bradley	69 88									

Non-Div I Games: Ind.-Northwest 99 59 Ind.-Kokomo 81 47

Val parai so

Average RPI	Win: 141	WON-LOST	WINNING	LAST 10	STRENGTH OF	OPP. STRENGTH	TEAM	ADJ.	CONF.	ADJ CONF.
Average RPI	Loss: 58	RECORD	PCT. RANK	GAMES	SCHEDULE	OF SCHEDULE	RPI	RPI	RPI	RPI
DIV. I ONLY	6- 23	315	1- 9	4	9	134	134	2	2	
DIV. I NON-CONF.	4- 10	267	0- 0	25	21	152	152	2	2	

TOTALS	RPI 1-25	RPI 26-50	W-L RECORDS	RPI 51-100	RPI 101-999	RPI 201+				
6- 23	0- 11	0- 4	OVERALL	2- 3	4- 5	1- 1				
3- 11	0- 7	0- 1	HOME	1- 1	2- 2	1- 1				
3- 10	0- 4	0- 2	AWAY	1- 2	2- 2	0- 0				
0- 2	0- 0	0- 1	NEUTRAL	0- 0	0- 1	0- 0				
4- 10	0- 2	0- 3	NON-CONFERENCE	1- 1	3- 4	1- 1				
2- 5	0- 1	0- 1	HOME	0- 1	2- 2	1- 1				
2- 3	0- 1	0- 1	AWAY	1- 0	1- 1	0- 0				
0- 2	0- 0	0- 1	NEUTRAL	0- 0	0- 1	0- 0				
2- 13	0- 9	0- 1	CONFERENCE	1- 2	1- 1	0- 0				
1- 6	0- 6	0- 0	HOME	1- 0	0- 0	0- 0				
1- 7	0- 3	0- 1	AWAY	0- 2	1- 1	0- 0				
0- 0	0- 0	0- 0	NEUTRAL	0- 0	0- 0	0- 0				

RPI 1-25				RPI 26-50				RPI 51-100				RPI 101+ Team's RPI: 134			
RPI	S	Opponent	Score	RPI	S	Opponent	Score	RPI	S	Opponent	Score	RPI	S	Opponent	Score
3	H	Mississippi St.	50 95	27	A	Central Mich.	75 92	65	H	Belmont	74 111	112	H	Middle Tenn.	54 65
4	A	Louisville	57 79	29	A	LSU	65 85	85	A	Alabama	75 77	118	H	Iowa St.	77 74
10	A	Tennessee	73 86	30	N	Syracuse	78 84	88	A	George Washington	69 59	120	A	Tulane	59 71
10	H	Tennessee	64 74	39	H	Ball St.	79 88	92	H	Kentucky	70 55	131	A	Saint Louis	74 69
13	H	South Carolina	82 95					100	A	Auburn	60 63	155	A	Ole Miss	75 72
17	A	Missouri	68 83									162	A	Florida	71 88
17	H	Missouri	70 81									189	N	Wisconsin	71 73
20	H	Texas A&M	67 91									203	H	Memphis	60 71
21	H	NC State	72 83									261	H	Lipscomb	92 82
25	A	Georgia	55 67												
25	H	Georgia	52 81												
LAST 12 Division I GAMES:															
17	A	Missouri	68 83	155	A	Ole Miss	75 72								
162	A	Florida	71 88	20	H	Texas A&M	67 91								
3	H	Mississippi St.	50 95	85	A	Alabama	75 77								
100	A	Auburn	60 63	13	H	South Carolina	82 95								
25	A	Georgia	55 67	92	H	Kentucky	70 55								
10	H	Tennessee	64 74	17	H	Missouri	70 81								

Non-Div I Games:

Vanderbilt

Average RPI Win:	137	WON-LOST	WINNING	LAST 10	STRENGTH OF	OPP. STRENGTH	TEAM	ADJ.	CONF.	ADJ CONF.
Average RPI Loss:	52	RECORD	PCT. RANK	GAMES	SCHEDULE	OF SCHEDULE	RPI	RPI	RPI	RPI
DIV. I ONLY	21- 7	46	7- 3	51	67	28	28	6	6	
DIV. I NON-CONF.	10- 1	15	0- 1	24	130	10	10	6	6	

TOTALS	RPI 1-25	RPI 26-50	W-L RECORDS	RPI 51-100	RPI 101-999	RPI 201+				
21- 7	2- 1	1- 3	OVERALL	3- 2	15- 1	6- 0				
8- 3	2- 0	0- 1	HOME	1- 1	5- 1	2- 0				
10- 4	0- 1	1- 2	AWAY	0- 1	9- 0	4- 0				
3- 0	0- 0	0- 0	NEUTRAL	2- 0	1- 0	0- 0				
10- 1	1- 0	1- 0	NON-CONFERENCE	2- 1	6- 0	2- 0				
2- 1	1- 0	0- 0	HOME	0- 1	1- 0	0- 0				
5- 0	0- 0	1- 0	AWAY	0- 0	4- 0	2- 0				
3- 0	0- 0	0- 0	NEUTRAL	2- 0	1- 0	0- 0				
11- 6	1- 1	0- 3	CONFERENCE	1- 1	9- 1	4- 0				
6- 2	1- 0	0- 1	HOME	1- 0	4- 1	2- 0				
5- 4	0- 1	0- 2	AWAY	0- 1	5- 0	2- 0				
0- 0	0- 0	0- 0	NEUTRAL	0- 0	0- 0	0- 0				

RPI 1-25				RPI 26-50				Team's RPI: 28				RPI 51-100				RPI 101+			
RPI	S	Opponent	Score	RPI	S	Opponent	Score	RPI	S	Opponent	Score	RPI	S	Opponent	Score	RPI	S	Opponent	Score
12	H	Duke	64 55	26	A	Marquette	69 90	57	N	American	65 60	105	A	Butler	69 67				
23	A	DePaul	66 71	26	H	Marquette	57 67	60	A	St. John's (NY)	64 70	105	H	Butler	53 76				
23	H	DePaul	84 58	34	A	Princeton	62 59	60	H	St. John's (NY)	69 52	113	A	Georgetown	60 58				
				49	A	Creighton	54 69	71	N	James Madison	60 57	113	H	Georgetown	68 67				
								75	H	Penn	77 79	119	A	Seton Hall	67 59				
												119	H	Seton Hall	59 53				
												153	A	Hartford	71 53				
												164	H	Saint Joseph's	79 44				
												193	A	Temple	69 65				
												198	N	Lehigh	62 42				
												206	A	Providence	63 55				
												206	H	Providence	70 43				
												220	A	Xavier	89 50				
												220	H	Xavier	75 57				
												242	A	La Salle	76 49				
												259	A	Fairfield	73 44				
LAST 12 Division I GAMES:																			
206	H	Providence	70 43	105	A	Butler	69 67	220	A	Xavier	89 50	26	H	Marquette	57 67				
23	A	DePaul	66 71	26	A	Marquette	57 67	23	H	DePaul	84 58	75	H	Penn	77 79				
26	A	Marquette	69 90	23	H	DePaul	84 58	60	A	St. John's (NY)	64 70								
119	H	Seton Hall	59 53	60	H	St. John's (NY)	69 52												
60	H	St. John's (NY)	69 52	113	H	Georgetown	68 67												
113	H	Georgetown	68 67																

Non-Div I Games:

Villanova

Average RPI Win:	130	WON-LOST	WINNING	LAST 10	STRENGTH OF	OPP. STRENGTH	TEAM	ADJ.	CONF.	ADJ CONF.
Average RPI Loss:	22	RECORD	PCT. RANK	GAMES	SCHEDULE	OF SCHEDULE	RPI	RPI	RPI	RPI
DIV. I ONLY	16- 12	131	4- 6	3	6	35	35	1	1	
DIV. I NON-CONF.	7- 6	165	0- 0	12	30	72	72	1	1	

TOTALS	RPI 1-25	RPI 26-50	W-L RECORDS	RPI 51-100	RPI 101-999	RPI 201+				
16- 12	1- 8	1- 2	OVERALL	6- 2	8- 0	4- 0				
10- 6	0- 4	1- 0	HOME	2- 2	7- 0	4- 0				
4- 6	1- 4	0- 2	AWAY	2- 0	1- 0	0- 0				
2- 0	0- 0	0- 0	NEUTRAL	2- 0	0- 0	0- 0				
7- 6	0- 3	0- 2	NON-CONFERENCE	3- 1	4- 0	4- 0				
5- 3	0- 2	0- 0	HOME	1- 1	4- 0	4- 0				
0- 3	0- 1	0- 2	AWAY	0- 0	0- 0	0- 0				
2- 0	0- 0	0- 0	NEUTRAL	2- 0	0- 0	0- 0				
9- 6	1- 5	1- 0	CONFERENCE	3- 1	4- 0	0- 0				
5- 3	0- 2	1- 0	HOME	1- 1	3- 0	0- 0				
4- 3	1- 3	0- 0	AWAY	2- 0	1- 0	0- 0				
0- 0	0- 0	0- 0	NEUTRAL	0- 0	0- 0	0- 0				

RPI 1-25				RPI 26-50				RPI 51-100				RPI 101+			
RPI	S	Opponent	Score	RPI	S	Opponent	Score	RPI	S	Opponent	Score	RPI	S	Opponent	Score
1	H	Notre Dame	69 83	30	H	Syracuse	68 63	51	H	Miami (FL)	62 77	115	H	North Carolina	82 70
3	A	Mississippi St.	53 68	31	A	Dayton	46 61	52	N	Indiana	82 72	151	H	Clemson	70 41
4	A	Louisville	39 51	33	A	Rutgers	43 52	62	A	Georgia Tech	62 56	173	H	Pittsburgh	62 50
4	H	Louisville	41 77					69	H	Harvard	50 48	190	A	Boston College	68 57
8	A	Florida St.	62 77					73	H	Duquesne	63 74	209	H	Hampton	66 62
12	A	Duke	48 55					74	A	Virginia Tech	64 62	223	H	UNCG	68 50
21	A	NC State	73 63					74	H	Virginia Tech	61 52	248	H	Manhattan	69 47
22	H	Maryland	59 60					86	N	Ohio	77 59	296	H	Central Conn. St.	103 59
25	H	Georgia	61 64												
LAST 12 Division I GAMES:															
4	A	Louisville	39 51	62	A	Georgia Tech	62 56	115	H	North Carolina	82 70	74	H	Virginia Tech	61 52
51	H	Miami (FL)	62 77	12	A	Duke	48 55	190	A	Boston College	68 57	151	H	Clemson	70 41
1	H	Notre Dame	69 83												
74	A	Virginia Tech	64 62												
8	A	Florida St.	62 77												
4	H	Louisville	41 77												

Non-Div I Games:

Virginia

Average RPI Win: 164		WON-LOST RECORD	WINNING PCT. RANK	LAST 10 GAMES	STRENGTH OF SCHEDULE	OPP. STRENGTH OF SCHEDULE	TEAM RPI	ADJ. RPI	CONF. RPI	ADJ. CONF. RPI
DIV. I ONLY		17- 11	114	4- 6	56	35	74	74	1	1
DIV. I NON-CONF.		11- 2	22	0- 0	170	164	54	54	1	1
TOTALS		RPI 1-25	RPI 26-50	W-L RECORDS		RPI 51-100	RPI 101-999	RPI 201+		
17- 11	0- 5		2- 2	OVERALL		3- 3	12- 1	5- 0		
11- 4	0- 2		0- 1	HOME		3- 1	8- 0	3- 0		
5- 5	0- 3		1- 1	AWAY		0- 1	4- 0	2- 0		
1- 2	0- 0		1- 0	NEUTRAL		0- 1	0- 1	0- 0		
11- 2	0- 0		1- 0	NON-CONFERENCE		2- 1	8- 1	5- 0		
7- 0	0- 0		0- 0	HOME		2- 0	5- 0	3- 0		
3- 0	0- 0		0- 0	AWAY		0- 0	3- 0	2- 0		
1- 2	0- 0		1- 0	NEUTRAL		0- 1	0- 1	0- 0		
6- 9	0- 5		1- 2	CONFERENCE		1- 2	4- 0	0- 0		
4- 4	0- 2		0- 1	HOME		1- 1	3- 0	0- 0		
2- 5	0- 3		1- 1	AWAY		0- 1	1- 0	0- 0		
0- 0	0- 0		0- 0	NEUTRAL		0- 0	0- 0	0- 0		

RPI 1-25				RPI 26-50				RPI 51-100				RPI 101+			
RPI	S	Opponent	Score	RPI	S	Opponent	Score	RPI	S	Opponent	Score	RPI	S	Opponent	Score
1	A	Notre Dame	59 89	30	A	Syracuse	73 64	51	H	Mi ami (FL)	78 82	105	N	Butler	77 79
4	A	Louisville	56 67	35	A	Vi rgi ni a	52 61	53	H	UCF	86 69	108	A	Chattanooga	64 44
8	A	Florida St.	62 107	35	H	Vi rgi ni a	62 64	62	H	Georgi a Tech	68 62	115	A	North Carolina	90 74
12	H	Duke	75 86	47	N	Drexel	79 67	64	N	West Vi rgi ni a	61 79	151	H	Clemson	53 45
21	H	NC State	51 68					97	A	Wake Forest	56 73	152	H	Radford	68 42
								100	H	Auburn	72 63	173	H	Pittsburgh	89 66
												190	H	Boston College	89 58
												194	H	High Point	86 63
												221	A	Illinois	96 49
												275	H	UMES	90 52
												292	H	USC Upstate	87 56
												299	A	Monmouth	84 34
												334	H	Wagner	99 32
LAST 12 Division I GAMES:															
				1	A	Notre Dame	59 89	51	H	Mi ami (FL)	78 82				
				151	H	Clemson	53 45	62	H	Georgi a Tech	68 62				
				97	A	Wake Forest	56 73	35	A	Vi rgi ni a	52 61				
				35	H	Vi rgi ni a	62 64	12	H	Duke	75 86				
				115	A	North Carolina	90 74	8	A	Flori da St.	62 107				
				30	A	Syracuse	73 64	173	H	Pittsburgh	89 66				

Non-Div I Games:

Virginia Tech

Average RPI Win:	297	WON-LOST	WINNING	LAST 10	STRENGTH OF	OPP. STRENGTH	TEAM	ADJ.	CONF.	ADJ CONF.
Average RPI Loss:	208	RECORD	PCT. RANK	GAMES	SCHEDULE	OF SCHEDULE	RPI	RPI	RPI	RPI
DIV. I ONLY	4- 21	323	2- 8	267	326	334	334	29	29	
DIV. I NON-CONF.	1- 9	318	0- 0	126	239	302	302	29	29	

TOTALS	RPI 1-25	RPI 26-50	W-L RECORDS	RPI 51-100	RPI 101-999	RPI 201+				
4- 21	0- 0	0- 1	OVERALL	0- 3	4- 17	4- 12				
3- 8	0- 0	0- 1	HOME	0- 0	3- 7	3- 4				
1- 13	0- 0	0- 0	AWAY	0- 3	1- 10	1- 8				
0- 0	0- 0	0- 0	NEUTRAL	0- 0	0- 0	0- 0				
1- 9	0- 0	0- 1	NON-CONFERENCE	0- 3	1- 5	1- 2				
1- 2	0- 0	0- 1	HOME	0- 0	1- 1	1- 0				
0- 7	0- 0	0- 0	AWAY	0- 3	0- 4	0- 2				
0- 0	0- 0	0- 0	NEUTRAL	0- 0	0- 0	0- 0				
3- 12	0- 0	0- 0	CONFERENCE	0- 0	3- 12	3- 10				
2- 6	0- 0	0- 0	HOME	0- 0	2- 6	2- 4				
1- 6	0- 0	0- 0	AWAY	0- 0	1- 6	1- 6				
0- 0	0- 0	0- 0	NEUTRAL	0- 0	0- 0	0- 0				

RPI 1-25				RPI 26-50				RPI 51-100				RPI 101+ Team's RPI: 334			
RPI	S	Opponent	Score	RPI	S	Opponent	Score	RPI	S	Opponent	Score	RPI	S	Opponent	Score
				34	H	Princeton	37 58	71	A	James Madison	45 68	122	H	Saint Francis (PA)	76 79
								74	A	Virginia Tech	32 99	130	H	Robert Morris	52 58
								79	A	Albany (NY)	44 89	182	A	Stony Brook	50 69
												185	H	New Hampshire	53 65
												193	A	Temple	36 70
												222	A	Lafayette	52 70
												267	A	St. Francis Brooklyn	76 80
												267	H	St. Francis Brooklyn	50 47
												268	A	Sacred Heart	49 61
												268	H	Sacred Heart	55 72
												269	A	Fairleigh Dickinson	61 62
												269	H	Fairleigh Dickinson	64 74
												274	A	Towson	42 64
												286	A	LIU Brooklyn	69 74
												286	H	LIU Brooklyn	52 44
												287	A	Bryant	75 66
												287	H	Bryant	60 70
												288	A	Mt. St. Mary's	56 79
												296	A	Central Conn. St.	56 59
												296	H	Central Conn. St.	64 66
												346	H	Longwood	60 43
LAST 12 Division I GAMES:															
287	H	Bryant	60 70	288	A	Mt. St. Mary's	56 79	122	H	Saint Francis (PA)	76 79	130	H	Robert Morris	52 58
296	H	Central Conn. St.	64 66	267	A	St. Francis Brooklyn	76 80	286	A	LIU Brooklyn	69 74	268	H	Sacred Heart	55 72
269	A	Fairleigh Dickinson	61 62	267	H	St. Francis Brooklyn	50 47								
268	A	Sacred Heart	49 61												
286	H	LIU Brooklyn	52 44												
267	H	St. Francis Brooklyn	50 47												

Non-Div I Games: Staten Island 63 58

Wagner

Average RPI	Win:	178	WON-LOST	WINNING	LAST 10	STRENGTH OF	OPP. STRENGTH	TEAM	ADJ.	CONF.	ADJ CONF.
Average RPI	Loss:	54	RECORD	PCT. RANK	GAMES	SCHEDULE	OF SCHEDULE	RPI	RPI	RPI	RPI
DIV. I ONLY		13- 15	196	3- 7	46	36	97	97	1	1	
DIV. I NON-CONF.		8- 5	111	0- 0	216	113	137	137	1	1	

TOTALS	RPI 1-25		RPI 26-50		W-L RECORDS		RPI 51-100		RPI 101-999		RPI 201+
13- 15	0- 7		1- 3		OVERALL		2- 2		10- 3		6- 1
6- 7	0- 4		1- 1		HOME		1- 0		4- 2		3- 0
7- 6	0- 3		0- 1		AWAY		1- 2		6- 0		3- 0
0- 2	0- 0		0- 1		NEUTRAL		0- 0		0- 1		0- 1
8- 5	0- 0		1- 2		NON-CONFERENCE		0- 1		7- 2		6- 1
5- 1	0- 0		1- 0		HOME		0- 0		4- 1		3- 0
3- 2	0- 0		0- 1		AWAY		0- 1		3- 0		3- 0
0- 2	0- 0		0- 1		NEUTRAL		0- 0		0- 1		0- 1
5- 10	0- 7		0- 1		CONFERENCE		2- 1		3- 1		0- 0
1- 6	0- 4		0- 1		HOME		1- 0		0- 1		0- 0
4- 4	0- 3		0- 0		AWAY		1- 1		3- 0		0- 0
0- 0	0- 0		0- 0		NEUTRAL		0- 0		0- 0		0- 0

RPI 1-25				RPI 26-50				RPI 51-100				Team's RPI: 97	RPI 101+			
RPI	S	Opponent	Score	RPI	S	Opponent	Score	RPI	S	Opponent	Score		RPI	S	Opponent	Score
1	H	Notre Dame	73 96	30	H	Syracuse	61 71	51	A	Miami (FL)	61 50		115	H	North Carolina	76 79
4	A	Louisville	52 89	33	A	Rutgers	51 65	62	A	Georgia Tech	67 79		119	H	Seton Hall	57 67
8	H	Florida St.	79 81	45	N	Minnesota	81 93	74	H	Virginia Tech	73 56		139	H	Charlotte	71 69
12	A	Duke	51 59	50	H	Elon	53 51	83	A	Penn St.	58 68		151	A	Clemson	61 55
12	H	Duke	67 80										173	A	Pittsburgh	58 49
21	A	NC State	61 74										190	A	Boston College	67 59
21	H	NC State	68 82										213	A	Richmond	85 81
													220	A	Xavier	62 57
													239	N	Hofstra	66 69
													241	H	Texas Southern	73 56
													266	A	Col. of Charleston	77 40
													272	H	Appalachian St.	78 49
													275	H	UMES	92 50

LAST 12 Division I GAMES:																
151	A	Clemson	61 55	4	A	Louisville	52 89									
21	A	NC State	61 74	21	H	NC State	68 82									
74	H	Virginia Tech	73 56	62	A	Georgia Tech	67 79									
30	H	Syracuse	61 71	8	H	Florida St.	79 81									
12	A	Duke	51 59	115	H	North Carolina	76 79									
190	A	Boston College	67 59	12	H	Duke	67 80									

Non-Div I Games:

Wake Forest

Average RPI		Win: 177	WON-LOST RECORD	WINNING PCT. RANK	LAST 10 GAMES	STRENGTH OF SCHEDULE	OPP. STRENGTH OF SCHEDULE	TEAM RPI	ADJ. RPI	CONF. RPI	ADJ. CONF. RPI
Loss: 73											
DIV. I ONLY			7- 21	299	1- 9	26	53	192	192	5	5
DIV. I NON-CONF.			6- 5	153	0- 0	55	112	100	100	3	3
TOTALS		RPI 1-25		RPI 26-50		W-L RECORDS	RPI 51-100	RPI 101-999		RPI 201+	
7- 21	0- 7			1- 5		OVERALL	0- 2	6- 7		3- 1	
5- 8	0- 3			0- 2		HOME	0- 1	5- 2		3- 0	
1- 11	0- 3			0- 3		AWAY	0- 1	1- 4		0- 1	
1- 2	0- 1			1- 0		NEUTRAL	0- 0	0- 1		0- 0	
6- 5	0- 2			1- 0		NON-CONFERENCE	0- 0	5- 3		3- 0	
4- 1	0- 0			0- 0		HOME	0- 0	4- 1		3- 0	
1- 2	0- 1			0- 0		AWAY	0- 0	1- 1		0- 0	
1- 2	0- 1			1- 0		NEUTRAL	0- 0	0- 1		0- 0	
1- 16	0- 5			0- 5		CONFERENCE	0- 2	1- 4		0- 1	
1- 7	0- 3			0- 2		HOME	0- 1	1- 1		0- 0	
0- 9	0- 2			0- 3		AWAY	0- 1	0- 3		0- 1	
0- 0	0- 0			0- 0		NEUTRAL	0- 0	0- 0		0- 0	

RPI 1-25			
RPI	S	Opponent	Score
6	A	Oregon	83 94
6	H	Oregon	63 76
7	A	Ohio St.	76 85
9	H	UCLA	69 86
11	N	Texas	68 92
15	A	Stanford	45 71
15	H	Stanford	79 86

RPI 26-50			
RPI	S	Opponent	Score
37	A	Cal i forn i a	60 69
41	A	Oregon St.	63 75
41	H	Oregon St.	57 95
46	H	Southern Cal i forn i a	61 72
48	A	Ari zona St.	41 61
49	N	Creighton	67 64

RPI 51-100			
RPI	S	Opponent	Score
99	A	Utah	46 81
99	H	Utah	65 74

RPI 101+			
RPI	S	Opponent	Score
103	A	Washing ton St.	75 78
103	H	Washing ton St.	56 49
115	N	North Carolina	78 90
129	H	Idaho St.	59 79
137	A	Idaho	81 69
145	A	Col orado	56 76
145	H	Col orado	61 66
146	A	Boise St.	62 85
148	H	BYU	80 72
232	H	Seattle U	84 76
253	H	Grand Canyon	79 65
278	A	Ari zona	70 72
317	H	Portl and	93 67

Team's RPI : 192			
------------------	--	--	--

LAST 12 Division I GAMES:			
15	H	Stanford	79 86
99	A	Utah	46 81
145	A	Col orado	56 76
41	H	Oregon St.	57 95
6	H	Oregon	63 76
278	A	Ari zona	70 72
48	A	Ari zona St.	41 61
46	H	Southern Cal i forn i a	61 72
9	H	UCLA	69 86
103	H	Washing ton St.	56 49
103	A	Washing ton St.	75 78
15	A	Stanford	45 71

Non-Div I Games:

Washington

■ Loss, ■ Non-Conf, S Site, H Home A Away N Neutral

Average RPI Win:	138	WON-LOST	WINNING	LAST 10	STRENGTH OF	OPP. STRENGTH	TEAM	ADJ.	CONF.	ADJ CONF.
Average RPI Loss:	59	RECORD	PCT. RANK	GAMES	SCHEDULE	OF SCHEDULE	RPI	RPI	RPI	RPI
DIV. I ONLY	10- 19	260	1- 9	8	55	103	103	5	5	
DIV. I NON-CONF.	7- 5	132	0- 0	7	80	29	29	3	3	

TOTALS	RPI 1-25	RPI 26-50	W-L RECORDS	RPI 51-100	RPI 101-999	RPI 201+				
10- 19	0- 5	1- 7	OVERALL	1- 5	8- 2	1- 0				
4- 8	0- 2	0- 4	HOME	0- 2	4- 0	0- 0				
4- 10	0- 2	0- 3	AWAY	1- 3	3- 2	1- 0				
2- 1	0- 1	1- 0	NEUTRAL	0- 0	1- 0	0- 0				
7- 5	0- 1	1- 1	NON-CONFERENCE	1- 3	5- 0	0- 0				
2- 2	0- 0	0- 1	HOME	0- 1	2- 0	0- 0				
3- 2	0- 0	0- 0	AWAY	1- 2	2- 0	0- 0				
2- 1	0- 1	1- 0	NEUTRAL	0- 0	1- 0	0- 0				
3- 14	0- 4	0- 6	CONFERENCE	0- 2	3- 2	1- 0				
2- 6	0- 2	0- 3	HOME	0- 1	2- 0	0- 0				
1- 8	0- 2	0- 3	AWAY	0- 1	1- 2	1- 0				
0- 0	0- 0	0- 0	NEUTRAL	0- 0	0- 0	0- 0				

RPI 1-25				RPI 26-50				RPI 51-100				RPI 101+				Team's RPI: 103	
RPI	S	Opponent	Score	RPI	S	Opponent	Score	RPI	S	Opponent	Score	RPI	S	Opponent	Score		
6	A	Oregon	56 89	33	N	Rutgers	63 60	61	A	Nebraska	73 61	121	N	ETSU	80 76		
6	H	Oregon	79 90	37	A	Cal i forn i a	60 66	68	A	UC Davi s	76 91	129	H	Idaho St.	72 55		
9	H	UCLA	71 79	37	H	Cal i forn i a	54 67	76	A	Saint Mary' s (CA)	75 81	131	H	Saint Loui s	85 63		
15	A	Stanford	57 70	41	A	Oregon St.	53 71	92	H	Kentucky	68 73	144	A	San Franci sco	74 70		
19	N	South Fla.	45 82	41	H	Oregon St.	61 63	99	A	Utah	50 54	145	A	Col orado	69 72		
				43	H	Gonzaga	56 64	99	H	Utah	79 81	145	H	Col orado	89 75		
				46	H	Southern Cal i forn i a	72 73					146	A	Boi se St.	61 53		
				48	A	Ari zona St.	51 77					192	A	Washi ngton	49 56		

Average RPI Win:	245	WON-LOST	WINNING	LAST 10	STRENGTH OF	OPP. STRENGTH	TEAM	ADJ.	CONF.	ADJ CONF.
Average RPI Loss:	130	RECORD	PCT. RANK	GAMES	SCHEDULE	OF SCHEDULE	RPI	RPI	RPI	RPI
DIV. I ONLY	15- 9	106	5- 5	322	134	171	171	19	19	
DIV. I NON-CONF.	6- 3	87	0- 0	319	149	179	179	13	13	

TOTALS	RPI 1-25	RPI 26-50	W-L RECORDS	RPI 51-100	RPI 101-999	RPI 201+				
15- 9	0- 1	1- 1	OVERALL	0- 1	14- 6	11- 1				
10- 2	0- 0	1- 0	HOME	0- 1	9- 1	7- 0				
5- 7	0- 1	0- 1	AWAY	0- 0	5- 5	4- 1				
0- 0	0- 0	0- 0	NEUTRAL	0- 0	0- 0	0- 0				
6- 3	0- 1	0- 0	NON-CONFERENCE	0- 1	6- 1	6- 0				
4- 1	0- 0	0- 0	HOME	0- 1	4- 0	4- 0				
2- 2	0- 1	0- 0	AWAY	0- 0	2- 1	2- 0				
0- 0	0- 0	0- 0	NEUTRAL	0- 0	0- 0	0- 0				
9- 6	0- 0	1- 1	CONFERENCE	0- 0	8- 5	5- 1				
6- 1	0- 0	1- 0	HOME	0- 0	5- 1	3- 0				
3- 5	0- 0	0- 1	AWAY	0- 0	3- 4	2- 1				
0- 0	0- 0	0- 0	NEUTRAL	0- 0	0- 0	0- 0				

RPI 1-25				RPI 26-50				RPI 51-100				RPI 101+				Team's RPI: 171
RPI	S	Opponent	Score	RPI	S	Opponent	Score	RPI	S	Opponent	Score	RPI	S	Opponent	Score	
6	A	Oregon	87 114	36	A	Northern Colo.	69 71	99	H	Utah	58 85	129	A	Idaho St.	76 70	
				36	H	Northern Colo.	82 73					129	H	Idaho St.	84 73	
												133	A	Portland St.	64 77	
												133	H	Portland St.	60 62	
												136	A	Fresno St.	78 81	
												154	A	Eastern Wash.	68 77	
												169	A	North Dakota	67 80	
												169	H	North Dakota	80 69	
												217	A	CSUN	64 61	
												234	H	Pepperdine	71 61	
												289	A	Sacramento St.	78 56	
												289	H	Sacramento St.	86 73	
												297	H	Air Force	62 52	
												303	A	Northern Ariz.	75 76	
												303	H	Northern Ariz.	77 63	
												304	H	Incarnate Word	79 55	
												317	A	Portland	91 70	
												320	A	Southern Utah	77 64	
												320	H	Southern Utah	65 50	
												326	H	Utah Valley	75 57	

LAST 12 Division I GAMES:																
154	A	Eastern Wash.	68 77	320	H	Southern Utah	65 50									
289	H	Sacramento St.	86 73	129	H	Idaho St.	84 73									
133	H	Portland St.	60 62	133	A	Portland St.	64 77									
36	A	Northern Colo.	69 71	289	A	Sacramento St.	78 56									
169	A	North Dakota	67 80	169	H	North Dakota	80 69									
303	H	Northern Ariz.	77 63	36	H	Northern Colo.	82 73									

Non-Div I Games: Westminster (UT) 64 58 Antelope Valley 80 70

Weber St.

Average RPI Win:	165	WON-LOST	WINNING	LAST 10	STRENGTH OF	OPP. STRENGTH	TEAM	ADJ.	CONF.	ADJ CONF.
Average RPI Loss:	38	RECORD	PCT. RANK	GAMES	SCHEDULE	OF SCHEDULE	RPI	RPI	RPI	RPI
DIV. I ONLY	20- 8	60	5- 5	91	47	64	64	4	4	
DIV. I NON-CONF.	12- 0	1	0- 0	175	169	20	20	5	5	

TOTALS	RPI 1-25	RPI 26-50	W-L RECORDS	RPI 51-100	RPI 101-999	RPI 201+				
20- 8	1- 5	1- 0	OVERALL	3- 3	15- 0	7- 0				
10- 5	0- 3	0- 0	HOME	0- 2	10- 0	6- 0				
6- 3	1- 2	0- 0	AWAY	2- 1	3- 0	1- 0				
4- 0	0- 0	1- 0	NEUTRAL	1- 0	2- 0	0- 0				
12- 0	1- 0	1- 0	NON-CONFERENCE	1- 0	9- 0	5- 0				
7- 0	0- 0	0- 0	HOME	0- 0	7- 0	5- 0				
1- 0	1- 0	0- 0	AWAY	0- 0	0- 0	0- 0				
4- 0	0- 0	1- 0	NEUTRAL	1- 0	2- 0	0- 0				
8- 8	0- 5	0- 0	CONFERENCE	2- 3	6- 0	2- 0				
3- 5	0- 3	0- 0	HOME	0- 2	3- 0	1- 0				
5- 3	0- 2	0- 0	AWAY	2- 1	3- 0	1- 0				
0- 0	0- 0	0- 0	NEUTRAL	0- 0	0- 0	0- 0				

RPI 1-25				RPI 26-50				RPI 51-100				Team's RPI : 64				RPI 101+			
RPI	S	Opponent	Score	RPI	S	Opponent	Score	RPI	S	Opponent	Score	RPI	S	Opponent	Score	RPI	S	Opponent	Score
5	H	Bayl or	72 83	47	N	Drexel	75 42	67	A	Okl ahoma St.	73 79	105	N	Butler	75 68				
11	A	Texas	58 79					72	A	TCU	87 82	118	A	Iowa St.	69 59				
11	H	Texas	55 73					72	H	TCU	74 76	118	H	Iowa St.	57 49				
20	A	Texas A&M	70 56					74	N	Vi rgi ni a Tech	79 61	140	A	Kansas	74 54				
24	A	Okl ahoma	57 76					90	A	Kansas St.	75 66	140	H	Kansas	76 46				
24	H	Okl ahoma	77 79					90	H	Kansas St.	52 60	152	N	Radford	75 55				
												173	H	Pi ttsburgh	73 52				
												184	H	Morehead St.	66 56				
												230	A	Texas Tech	74 60				
												230	H	Texas Tech	82 52				
												251	H	North Florida	87 59				
												258	H	Morgan St.	84 41				
												289	H	Sacramento St.	101 47				
												296	H	Central Conn. St.	102 52				
												311	H	Coppi n St.	101 43				
LAST 12 Division I GAMES:																			
90	A	Kansas St.	75 66	5	H	Bayl or	72 83												
24	H	Okl ahoma	77 79	230	H	Texas Tech	82 52												
140	H	Kansas	76 46	118	A	Iowa St.	69 59												
230	A	Texas Tech	74 60	67	A	Okl ahoma St.	73 79												
11	H	Texas	55 73	72	H	TCU	74 76												
24	A	Okl ahoma	57 76	140	A	Kansas	74 54												

Average RPI Win: 224

Average RPI Loss: 175

WON-LOST
RECORDWINNING
PCT. RANKLAST 10
GAMESSTRENGTH OF
SCHEDULEOPP. STRENGTH
OF SCHEDULETEAM
RPIADJ.
RPICONF.
RPIADJ CONF.
RPIDIV. I ONLY
DIV. I NON-CONF.3- 23
2- 11334
3051- 8
0- 0125
152273
345310
311310
31117
1717
17

TOTALS

RPI 1-25

RPI 26-50

W-L RECORDS

RPI 51-100

RPI 101-999

RPI 201+

3- 23

0- 2

0- 0

OVERALL

0- 2

3- 19

2- 8

2- 10

0- 0

0- 0

HOME

0- 1

2- 9

1- 4

1- 13

0- 2

0- 0

AWAY

0- 1

1- 10

1- 4

0- 0

0- 0

0- 0

NEUTRAL

0- 0

0- 0

0- 0

2- 11

0- 2

0- 0

NON-CONFERENCE

0- 0

2- 9

1- 6

2- 3

0- 0

0- 0

HOME

0- 0

2- 3

1- 2

0- 8

0- 2

0- 0

AWAY

0- 0

0- 6

0- 4

0- 0

0- 0

0- 0

NEUTRAL

0- 0

0- 0

0- 0

1- 12

0- 0

0- 0

CONFERENCE

0- 2

1- 10

1- 2

0- 7

0- 0

0- 0

HOME

0- 1

0- 6

0- 2

1- 5

0- 0

0- 0

AWAY

0- 1

1- 4

1- 0

0- 0

0- 0

0- 0

NEUTRAL

0- 0

0- 0

0- 0

RPI 1-25

RPI 26-50

RPI 51-100

RPI 101+

Team's RPI: 310

RPI	S	Opponent	Score
13	A	South Carolina	43 101
25	A	Georgia	50 76

RPI	S	Opponent	Score
-----	---	----------	-------

RPI	S	Opponent	Score
58	A	Mercer	50 72
58	H	Mercer	46 53

RPI	S	Opponent	Score
108	A	Chattanooga	32 47
108	H	Chattanooga	41 58
121	A	ETSU	50 66
121	H	ETSU	46 76
152	H	Radford	39 27
157	A	Samford	54 62
157	H	Samford	32 50
170	H	Davidson	57 70
174	A	Furman	46 66
174	H	Furman	59 68
194	A	High Point	69 75
197	A	UT Martin	54 62
207	A	N. C. A&T	59 68
218	H	UNC Asheville	62 52
223	H	UNCG	67 88
231	A	Gardner-Webb	67 70
263	A	Campbell	51 58
301	A	Wofford	68 62
301	H	Wofford	48 54
314	H	Eastern Ky.	59 62
319	A	South Carolina St.	45 75
342	H	Florida A&M	63 80

LAST 12 Division I GAMES:

157	H	Samford	32 50	223	H	UNCG	67 88
58	H	Mercer	46 53	58	A	Mercer	50 72
174	A	Furman	46 66	157	A	Samford	54 62
301	A	Wofford	68 62	301	H	Wofford	48 54
121	H	ETSU	46 76	174	H	Furman	59 68
108	H	Chattanooga	41 58	108	A	Chattanooga	32 47

Non-Div I Games:

Warren Wilson

114 54

Brevard

79 34

Western Caro.

Average RPI Win:	236	WON-LOST	WINNING	LAST 10	STRENGTH OF	OPP. STRENGTH	TEAM	ADJ.	CONF.	ADJ CONF.
Average RPI Loss:	89	RECORD	PCT. RANK	GAMES	SCHEDULE	OF SCHEDULE	RPI	RPI	RPI	RPI
DIV. I ONLY	17- 8	73	6- 3	228	169	111	111	13	13	
DIV. I NON-CONF.	8- 4	87	0- 0	286	195	129	129	16	16	

TOTALS	RPI 1-25	RPI 26-50	W-L RECORDS	RPI 51-100	RPI 101-999	RPI 201+				
17- 8	1- 0	0- 3	OVERALL	0- 2	16- 3	12- 1				
8- 3	0- 0	0- 1	HOME	0- 1	8- 1	6- 0				
9- 5	1- 0	0- 2	AWAY	0- 1	8- 2	6- 1				
0- 0	0- 0	0- 0	NEUTRAL	0- 0	0- 0	0- 0				
8- 4	1- 0	0- 1	NON-CONFERENCE	0- 0	7- 3	6- 1				
3- 1	0- 0	0- 0	HOME	0- 0	3- 1	3- 0				
5- 3	1- 0	0- 1	AWAY	0- 0	4- 2	3- 1				
0- 0	0- 0	0- 0	NEUTRAL	0- 0	0- 0	0- 0				
9- 4	0- 0	0- 2	CONFERENCE	0- 2	9- 0	6- 0				
5- 2	0- 0	0- 1	HOME	0- 1	5- 0	3- 0				
4- 2	0- 0	0- 1	AWAY	0- 1	4- 0	3- 0				
0- 0	0- 0	0- 0	NEUTRAL	0- 0	0- 0	0- 0				

RPI 1-25				RPI 26-50				RPI 51-100				RPI 101+				Team's RPI: 111
RPI	S	Opponent	Score	RPI	S	Opponent	Score	RPI	S	Opponent	Score	RPI	S	Opponent	Score	
15	A	Stanford	71 64	32	A	South Dakota St.	48 84	56	A	South Dakota	81 92	104	H	Milwaukee	67 77	
				32	H	South Dakota St.	42 70	56	H	South Dakota	58 82	126	A	Northern Ill.	94 96	
				43	A	Gonzaga	65 80					138	A	Wichita St.	78 65	
												167	H	Denver	118 93	
												178	A	Oral Roberts	85 63	
												178	H	Oral Roberts	56 49	
												215	H	Southeast Mo. St.	87 59	
												221	A	Illinois	77 67	
												240	A	Austin Peay	81 68	
												243	A	Omaha	90 51	
												243	H	Omaha	103 68	
												262	A	Bradley	80 87	
												276	H	UMKC	90 71	
												279	A	North Dakota St.	77 60	
												279	H	North Dakota St.	97 72	
												328	A	Fort Wayne	100 64	
												328	H	Fort Wayne	91 44	
												345	A	Chicago St.	83 45	
												345	H	Chicago St.	71 54	

LAST 12 Division I GAMES:																
279	A	North Dakota St.	77 60	167	H	Denver	118 93	32	A	South Dakota St.	48 84					
32	H	South Dakota St.	42 70	328	H	Fort Wayne	91 44	243	A	Omaha	90 51					
243	H	Omaha	103 68	178	H	Oral Roberts	56 49	56	A	South Dakota	58 82					
178	A	Oral Roberts	85 63													
56	A	South Dakota	81 92													
279	H	North Dakota St.	97 72													

Non-Div I Games: Illinois Col. 122 40 William Woods 96 57 Eureka 98 46

Western Ill.

Average RPI	Win:	208	WON-LOST	WINNING	LAST 10	STRENGTH OF	OPP. STRENGTH	TEAM	ADJ.	CONF.	ADJ CONF.
Average RPI	Loss:	46	RECORD	PCT. RANK	GAMES	SCHEDULE	OF SCHEDULE	RPI	RPI	RPI	RPI
DIV. I ONLY		20- 6	42	9- 1	96	148	42	42	18	18	
DIV. I NON-CONF.		8- 4	87	0- 0	47	52	40	40	19	19	

TOTALS	RPI 1-25		RPI 26-50		W-L RECORDS		RPI 51-100		RPI 101-999		RPI 201+
20- 6	1- 2		0- 1		OVERALL		2- 3		17- 0		11- 0
10- 1	0- 1		0- 0		HOME		0- 0		10- 0		8- 0
6- 5	0- 1		0- 1		AWAY		0- 3		6- 0		3- 0
4- 0	1- 0		0- 0		NEUTRAL		2- 0		1- 0		0- 0
8- 4	1- 2		0- 1		NON-CONFERENCE		2- 1		5- 0		3- 0
2- 1	0- 1		0- 0		HOME		0- 0		2- 0		2- 0
2- 3	0- 1		0- 1		AWAY		0- 1		2- 0		1- 0
4- 0	1- 0		0- 0		NEUTRAL		2- 0		1- 0		0- 0
12- 2	0- 0		0- 0		CONFERENCE		0- 2		12- 0		8- 0
8- 0	0- 0		0- 0		HOME		0- 0		8- 0		6- 0
4- 2	0- 0		0- 0		AWAY		0- 2		4- 0		2- 0
0- 0	0- 0		0- 0		NEUTRAL		0- 0		0- 0		0- 0

RPI	S	Opponent	Score
1	H	Notre Dame	65 78
17	N	Missouri	79 76
18	A	Iowa	97 104

RPI	S	Opponent	Score
39	A	Ball St.	81 93

Team's RPI: 42

RPI	S	Opponent	Score
52	A	Indiana	71 73
58	N	Mercer	67 62
63	N	Toledo	70 56
77	A	UAB	61 79
91	A	Rice	58 73

RPI	S	Opponent	Score
112	A	Middle Tenn.	76 60
112	H	Middle Tenn.	57 43
139	H	Charlotte	83 61
159	A	Southern Ill.	75 49
166	A	Louisiana Tech	74 64
180	N	Stetson	66 58
208	A	North Texas	79 65
214	H	Southern Miss.	81 60
225	H	Fla. Atlantic	82 63
281	H	Old Dominion	62 48
282	H	UTSA	73 38
307	H	FIU	101 47
309	A	Georgia St.	74 63
316	A	Marshall	86 66
316	H	Marshall	77 50
341	H	Mississippi Val.	87 48
349	H	Evansville	92 54

LAST 12 Division I GAMES:

139	H	Charlotte	83 61	166	A	Louisiana Tech	74 64
316	H	Marshall	77 50	208	A	North Texas	79 65
112	A	Middle Tenn.	76 60	316	A	Marshall	86 66
91	A	Rice	58 73	282	H	UTSA	73 38
281	H	Old Dominion	62 48	77	A	UAB	61 79
225	H	Fla. Atlantic	82 63	307	H	FIU	101 47

Western Ky.

Western Ky.

Non-Div I Games: Lee 88 64

Western Ky.

Average RPI Win:	200	WON-LOST	WINNING	LAST 10	STRENGTH OF	OPP. STRENGTH	TEAM	ADJ.	CONF.	ADJ CONF.
Average RPI Loss:	62	RECORD	PCT. RANK	GAMES	SCHEDULE	OF SCHEDULE	RPI	RPI	RPI	RPI
DIV. I ONLY	11- 13	200	4- 6	77	78	110	110	7	7	
DIV. I NON-CONF.	4- 5	202	0- 0	113	56	114	114	8	8	

TOTALS	RPI 1-25	RPI 26-50	W-L RECORDS	RPI 51-100	RPI 101-999	RPI 201+				
11- 13	0- 2	0- 4	OVERALL	1- 6	10- 1	7- 0				
5- 3	0- 0	0- 1	HOME	1- 2	4- 0	3- 0				
5- 8	0- 2	0- 2	AWAY	0- 3	5- 1	4- 0				
1- 2	0- 0	0- 1	NEUTRAL	0- 1	1- 0	0- 0				
4- 5	0- 1	0- 1	NON-CONFERENCE	0- 3	4- 0	3- 0				
1- 0	0- 0	0- 0	HOME	0- 0	1- 0	1- 0				
2- 3	0- 1	0- 0	AWAY	0- 2	2- 0	2- 0				
1- 2	0- 0	0- 1	NEUTRAL	0- 1	1- 0	0- 0				
7- 8	0- 1	0- 3	CONFERENCE	1- 3	6- 1	4- 0				
4- 3	0- 0	0- 1	HOME	1- 2	3- 0	2- 0				
3- 5	0- 1	0- 2	AWAY	0- 1	3- 1	2- 0				
0- 0	0- 0	0- 0	NEUTRAL	0- 0	0- 0	0- 0				

RPI 1-25				RPI 26-50				RPI 51-100				RPI 101+				Team's RPI: 110
RPI	S	Opponent	Score	RPI	S	Opponent	Score	RPI	S	Opponent	Score	RPI	S	Opponent	Score	
14	A	Buffalo	49 71	27	A	Central Mich.	70 74	60	N	St. John's (NY)	48 76	121	N	ETSU	87 79	
18	A	Iowa	56 79	33	N	Rutgers	64 75	63	A	Toledo	68 69	126	H	Northern Ill.	88 83	
				39	A	Ball St.	58 85	63	H	Toledo	73 78	156	A	Kent St.	66 61	
				39	H	Ball St.	71 81	70	A	Michigan St.	62 65	201	A	Eastern Mich.	67 69	
								86	H	Ohio	54 69	210	A	Bowling Green	81 67	
								87	H	Miami (OH)	81 70	210	H	Bowling Green	67 58	
								93	A	New Mexico	76 88	216	A	Akron	59 51	
												216	H	Akron	76 60	
												233	A	New Mexico St.	64 55	
												302	A	Loyola Chicago	65 47	
												322	H	Detroit Mercy	74 62	

LAST 12 Division I GAMES:																
39	A	Ball St.	58 85	27	A	Central Mich.	70 74	216	A	Akron	59 51	87	H	Miami (OH)	81 70	
63	A	Toledo	68 69	216	A	Akron	59 51	87	H	Miami (OH)	81 70	201	A	Eastern Mich.	67 69	
39	H	Ball St.	71 81	87	H	Miami (OH)	81 70	86	H	Ohio	54 69	86	H	Ohio	54 69	
210	A	Bowling Green	81 67	201	A	Eastern Mich.	67 69	126	H	Northern Ill.	88 83					
216	H	Akron	76 60													
63	H	Toledo	73 78													

Non-Div I Games: Goshen 87 36 Kentucky St. 85 50 Olivet 86 37

Western Mich.

Average RPI	Win:	196	WON-LOST	WINNING	LAST 10	STRENGTH OF	OPP. STRENGTH	TEAM	ADJ.	CONF.	ADJ CONF.
Average RPI	Loss:	87	RECORD	PCT. RANK	GAMES	SCHEDULE	OF SCHEDULE	RPI	RPI	RPI	RPI
DIV. I ONLY		12- 16	214	6- 4	75	88	138	138	8	8	
DIV. I NON-CONF.		5- 9	238	0- 0	76	131	194	194	7	7	

TOTALS	RPI 1-25		RPI 26-50		W-L RECORDS	RPI 51-100		RPI 101-999		RPI 201+	
12- 16	1- 2		0- 2		OVERALL	1- 7		10- 5		7- 1	
8- 5	1- 0		0- 0		HOME	1- 2		6- 3		5- 0	
3- 10	0- 2		0- 2		AWAY	0- 5		3- 1		2- 0	
1- 1	0- 0		0- 0		NEUTRAL	0- 0		1- 1		0- 1	
5- 9	0- 1		0- 2		NON-CONFERENCE	1- 4		4- 2		3- 1	
4- 2	0- 0		0- 0		HOME	1- 1		3- 1		3- 0	
0- 6	0- 1		0- 2		AWAY	0- 3		0- 0		0- 0	
1- 1	0- 0		0- 0		NEUTRAL	0- 0		1- 1		0- 1	
7- 7	1- 1		0- 0		CONFERENCE	0- 3		6- 3		4- 0	
4- 3	1- 0		0- 0		HOME	0- 1		3- 2		2- 0	
3- 4	0- 1		0- 0		AWAY	0- 2		3- 1		2- 0	
0- 0	0- 0		0- 0		NEUTRAL	0- 0		0- 0		0- 0	

RPI	S	Opponent	Score	RPI	S	Opponent	Score	RPI	S	Opponent	Score	RPI	S	Opponent	Score	Team's RPI: 138
2	A	UConn	43 124	32	A	South Dakota St.	64 96	53	A	UCF	53 59	111	H	Western Ill.	65 78	
10	A	Tennessee	56 68	49	A	Creighton	61 66	55	A	Houston	55 73	120	A	Tulane	64 56	
19	H	South Fla.	64 56					55	H	Houston	62 73	128	H	Cincinnati	69 75	
								56	H	South Dakota	48 62	177	H	Tulsa	62 67	
								67	A	Oklahoma St.	67 91	187	A	East Carolina	67 77	
								93	A	New Mexico	62 76	193	H	Temple	88 81	
								94	A	Missouri St.	71 94	195	N	UC Irvine	76 53	
								94	H	Missouri St.	72 58	203	A	Memphis	77 64	
												203	H	Memphis	69 61	
												205	A	SMU	52 45	
												205	H	SMU	66 43	
												221	N	Illinois	67 68	
												276	H	UMKC	72 63	
												295	H	Alcorn	87 46	
												345	H	Chicago St.	66 63	

LAST 12 Division I GAMES:																
205	A	SMU	52 45	203	A	Memphis	77 64									
193	H	Temple	88 81	19	H	South Fla.	64 56									
2	A	UConn	43 124	205	H	SMU	66 43									
128	H	Cincinnati	69 75	120	A	Tulane	64 56									
55	H	Houston	62 73	203	H	Memphis	69 61									
187	A	East Carolina	67 77	53	A	UCF	53 59									

Non-Div I Games:

Wichita St.

Average RPI Win:	220	WON-LOST	WINNING	LAST 10	STRENGTH OF	OPP. STRENGTH	TEAM	ADJ.	CONF.	ADJ CONF.
Average RPI Loss:	143	RECORD	PCT. RANK	GAMES	SCHEDULE	OF SCHEDULE	RPI	RPI	RPI	RPI
DIV. I ONLY	16- 11	120	4- 6	216	183	160	160	10	10	
DIV. I NON-CONF.	9- 2	33	0- 0	261	242	86	86	11	11	

TOTALS	RPI 1-25	RPI 26-50	W-L RECORDS	RPI 51-100	RPI 101-999	RPI 201+				
16- 11	0- 0	1- 2	OVERALL	0- 2	15- 7	11- 4				
9- 6	0- 0	1- 1	HOME	0- 1	8- 4	6- 3				
7- 5	0- 0	0- 1	AWAY	0- 1	7- 3	5- 1				
0- 0	0- 0	0- 0	NEUTRAL	0- 0	0- 0	0- 0				
9- 2	0- 0	0- 0	NON-CONFERENCE	0- 1	9- 1	6- 1				
5- 1	0- 0	0- 0	HOME	0- 0	5- 1	4- 1				
4- 1	0- 0	0- 0	AWAY	0- 1	4- 0	2- 0				
0- 0	0- 0	0- 0	NEUTRAL	0- 0	0- 0	0- 0				
7- 9	0- 0	1- 2	CONFERENCE	0- 1	6- 6	5- 3				
4- 5	0- 0	1- 1	HOME	0- 1	3- 3	2- 2				
3- 4	0- 0	0- 1	AWAY	0- 0	3- 3	3- 1				
0- 0	0- 0	0- 0	NEUTRAL	0- 0	0- 0	0- 0				

RPI	S	Opponent	Score	RPI	S	Opponent	Score	RPI	S	Opponent	Score	RPI	S	Opponent	Score	Team's RPI: 160
47	A	Drexel	34 54	47	H	Drexel	58 65	60	A	St. John's (NY)	81 92	117	A	Delaware	59 68	
50	H	Elon	81 75					71	H	James Madison	41 86	117	H	Delaware	52 61	
												122	A	Saint Francis (PA)	92 86	
												132	A	Northeastern	46 64	
												132	H	Northeastern	71 53	
												170	H	Davison	73 55	
												187	A	East Carolina	71 65	
												212	H	Norfolk St.	74 80	
												213	A	Richmond	78 64	
												239	A	Hofstra	54 65	
												239	H	Hofstra	63 53	
												247	H	Loyola Maryland	70 49	
												255	A	UNCW	66 53	
												255	H	UNCW	49 64	
												259	H	Fairfield	57 47	
												264	A	Howard	83 71	
												266	A	Col. of Charleston	68 54	
												266	H	Col. of Charleston	79 66	
												274	A	Towson	75 63	
												274	H	Towson	66 67	
												281	H	Old Dominion	75 58	
												292	H	USC Upstate	83 63	

LAST 12 Division I GAMES:																
117	H	Delaware	52 61	71	H	James Madison	41 86	239	H	Hofstra	63 53	266	H	Col. of Charleston	79 66	
47	A	Drexel	34 54	255	H	UNCW	49 64	132	A	Northeastern	46 64	117	A	Delaware	54 65	
255	H	UNCW	49 64	117	A	Delaware	59 68	50	H	Elon	81 75	274	A	Towson	75 63	

Non-Div I Games:

William & Mary

Average RPI Win:	346	WON-LOST	WINNING	LAST 10	STRENGTH OF	OPP. STRENGTH	TEAM	ADJ.	CONF.	ADJ CONF.
Average RPI Loss:	193	RECORD	PCT. RANK	GAMES	SCHEDULE	OF SCHEDULE	RPI	RPI	RPI	RPI
DIV. I ONLY	1- 24	348	1- 9	178	313	340	340	27	27	
DIV. I NON-CONF.	0- 10	337	0- 0	191	236	338	338	28	28	

TOTALS	RPI 1-25	RPI 26-50	W-L RECORDS	RPI 51-100	RPI 101-999	RPI 201+				
1- 24	0- 1	0- 1	OVERALL	0- 4	1- 18	1- 13				
1- 11	0- 0	0- 0	HOME	0- 2	1- 9	1- 6				
0- 13	0- 1	0- 1	AWAY	0- 2	0- 9	0- 7				
0- 0	0- 0	0- 0	NEUTRAL	0- 0	0- 0	0- 0				
0- 10	0- 1	0- 1	NON-CONFERENCE	0- 2	0- 6	0- 5				
0- 4	0- 0	0- 0	HOME	0- 1	0- 3	0- 2				
0- 6	0- 1	0- 1	AWAY	0- 1	0- 3	0- 3				
0- 0	0- 0	0- 0	NEUTRAL	0- 0	0- 0	0- 0				
1- 14	0- 0	0- 0	CONFERENCE	0- 2	1- 12	1- 8				
1- 7	0- 0	0- 0	HOME	0- 1	1- 6	1- 4				
0- 7	0- 0	0- 0	AWAY	0- 1	0- 6	0- 4				
0- 0	0- 0	0- 0	NEUTRAL	0- 0	0- 0	0- 0				

RPI 1-25				RPI 26-50				RPI 51-100				RPI 101+ Team's RPI: 340			
RPI	S	Opponent	Score	RPI	S	Opponent	Score	RPI	S	Opponent	Score	RPI	S	Opponent	Score
12	A	Duke	30 101	50	A	Elon	37 98	58	A	Mercer	45 93	121	H	ETSU	63 74
								73	H	Duquesne	54 81	152	A	Radford	52 78
								89	A	Liberty	37 63	152	H	Radford	30 70
								89	H	Liberty	53 73	194	A	High Point	40 77
												194	H	High Point	58 79
												216	A	Akron	43 69
												218	A	UNC Asheville	51 63
												218	H	UNC Asheville	48 70
												231	A	Gardner-Webb	55 68
												231	H	Gardner-Webb	59 66
												254	A	Presbyterian	45 78
												254	H	Presbyterian	58 64
												263	H	Campbell	48 72
												301	H	Wofford	68 73
												312	A	Tennessee Tech	41 70
												313	A	Charleston So.	45 81
												316	A	Marshall	40 70
												319	H	South Carolina St.	37 65
												346	H	Longwood	69 60
LAST 12 Division I GAMES:															
				89	H	Liberty	53 73	346	H	Longwood	69 60				
				152	H	Radford	30 70	231	H	Gardner-Webb	59 66				
				194	A	High Point	40 77	254	A	Presbyterian	45 78				
				231	A	Gardner-Webb	55 68	218	H	UNC Asheville	48 70				
				254	H	Presbyterian	58 64	313	A	Charleston So.	45 81				
				218	A	UNC Asheville	51 63	194	H	High Point	58 79				

Non-Div I Games: N. C. Wesleyan 94 50

Winthrop

W
i
s
c
o
n
s
i
n

Wisconsin				Through Games Of Feb. 23, 2018							
Average RPI	Win:	215	WON-LOST	WINNING	LAST 10	STRENGTH OF	OPP. STRENGTH	TEAM	ADJ.	CONF.	ADJ CONF.
Average RPI	Loss:	54	RECORD	PCT. RANK	GAMES	SCHEDULE	OF SCHEDULE	RPI	RPI	RPI	RPI
DIV. I ONLY		9- 20	270	2- 8		66	41	189	189	3	3
DIV. I NON-CONF.		7- 6	165	0- 0		182	59	162	162	4	4

TOTALS	RPI 1-25		RPI 26-50		W-L RECORDS	RPI 51-100		RPI 101-999		RPI 201+	
9- 20	0- 5		0- 7		OVERALL	0- 5		9- 3		4- 0	
6- 9	0- 4		0- 3		HOME	0- 1		6- 1		3- 0	
2- 10	0- 1		0- 3		AWAY	0- 4		2- 2		1- 0	
1- 1	0- 0		0- 1		NEUTRAL	0- 0		1- 0		0- 0	
7- 6	0- 1		0- 2		NON-CONFERENCE	0- 1		7- 2		3- 0	
5- 2	0- 1		0- 0		HOME	0- 0		5- 1		3- 0	
1- 3	0- 0		0- 1		AWAY	0- 1		1- 1		0- 0	
1- 1	0- 0		0- 1		NEUTRAL	0- 0		1- 0		0- 0	
2- 14	0- 4		0- 5		CONFERENCE	0- 4		2- 1		1- 0	
1- 7	0- 3		0- 3		HOME	0- 1		1- 0		0- 0	
1- 7	0- 1		0- 2		AWAY	0- 3		1- 1		1- 0	
0- 0	0- 0		0- 0		NEUTRAL	0- 0		0- 0		0- 0	

RPI 1-25				RPI 26-50				RPI 51-100				RPI 101+ Team's RPI: 189			
RPI	S	Opponent	Score	RPI	S	Opponent	Score	RPI	S	Opponent	Score	RPI	S	Opponent	Score
7	H	Ohio St.	55 68	26	A	Marquette	65 88	52	A	Indiana	55 69	104	H	Milwaukee	64 67
16	H	Green Bay	34 67	30	N	Syracuse	74 77	61	A	Nebraska	48 51	105	A	Butler	62 69
18	A	Iowa	61 88	33	H	Rutgers	50 63	70	A	Michigan St.	61 69	134	N	Vanderbilt	73 71
18	H	Iowa	46 56	38	H	Michigan	57 80	83	H	Penn St.	62 69	139	H	Charlotte	80 66
22	H	Maryland	44 71	44	A	Purdue	35 57	88	A	George Washington	46 61	173	A	Pittsburgh	58 57
				45	A	Minnesota	65 90					181	A	Northwestern	60 69
				45	H	Minnesota	61 71					181	H	Northwestern	58 46

LAST 12 Division I GAMES:															
70	A	Michigan St.	61 69	221	A	Illinois	70 61								
18	A	Iowa	61 88	52	A	Indiana	55 69								
33	H	Rutgers	50 63	181	H	Northwestern	58 46								
61	A	Nebraska	48 51	45	A	Minnesota	65 90								
7	H	Ohio St.	55 68	83	H	Penn St.	62 69								
45	H	Minnesota	61 71	181	A	Northwestern	60 69								

Non-Div I Games:

Wisconsin

W
i
s
c
o
n
s
i
n

Average RPI Win: 254	WON-LOST RECORD	WINNING PCT. RANK	LAST 10 GAMES	STRENGTH OF SCHEDULE	OPP. STRENGTH OF SCHEDULE	TEAM RPI	ADJ. RPI	CONF. RPI	ADJ CONF. RPI
Average RPI Loss: 171									
DIV. I ONLY	7- 18	284	1- 8	264	191	301	301	17	17
DIV. I NON-CONF.	4- 8	239	0- 0	309	293	307	307	17	17

TOTALS	RPI 1-25	RPI 26-50	W-L RECORDS	RPI 51-100	RPI 101-999	RPI 201+			
7- 18	0- 2	0- 0	OVERALL	0- 2	7- 14	5- 9			
5- 8	0- 0	0- 0	HOME	0- 1	5- 7	3- 5			
2- 10	0- 2	0- 0	AWAY	0- 1	2- 7	2- 4			
0- 0	0- 0	0- 0	NEUTRAL	0- 0	0- 0	0- 0			
4- 8	0- 2	0- 0	NON-CONFERENCE	0- 0	4- 6	4- 6			
3- 3	0- 0	0- 0	HOME	0- 0	3- 3	3- 3			
1- 5	0- 2	0- 0	AWAY	0- 0	1- 3	1- 3			
0- 0	0- 0	0- 0	NEUTRAL	0- 0	0- 0	0- 0			
3- 10	0- 0	0- 0	CONFERENCE	0- 2	3- 8	1- 3			
2- 5	0- 0	0- 0	HOME	0- 1	2- 4	0- 2			
1- 5	0- 0	0- 0	AWAY	0- 1	1- 4	1- 1			
0- 0	0- 0	0- 0	NEUTRAL	0- 0	0- 0	0- 0			

RPI 1-25				RPI 26-50				RPI 51-100				RPI 101+ Team's RPI: 301			
RPI	S	Opponent	Score	RPI	S	Opponent	Score	RPI	S	Opponent	Score	RPI	S	Opponent	Score
13	A	South Carolina	60 94					58	A	Mercer	39 80	108	A	Chattanooga	46 76
25	A	Georgia	56 95					58	H	Mercer	46 71	108	H	Chattanooga	47 54
												121	A	ETSU	53 82
												121	H	ETSU	58 61
												157	A	Samford	77 81
												157	H	Samford	58 46
												174	H	Furman	79 48
												218	H	UNC Asheville	70 68
												223	A	UNCG	51 66
												223	H	UNCG	75 81
												231	A	Gardner-Webb	55 73
												243	H	Omaha	60 64
												249	A	Coastal Caro.	51 67
												251	H	North Florida	69 57
												255	H	UNCW	60 65
												266	A	Col. of Charleston	51 59
												310	A	Western Caro.	54 48
												310	H	Western Caro.	62 68
												313	H	Charleston So.	45 68
												330	H	N. C. Central	77 56
												340	A	Winthrop	73 68

LAST 12 Division I GAMES:															
108	A	Chattanooga	46 76	174	H	Furman	79 48	108	H	Chattanooga	47 54	310	A	Western Caro.	54 48
121	A	ETSU	53 82	121	H	ETSU	58 61	223	A	UNCG	51 66	157	H	Samford	58 46
223	H	UNCG	75 81	108	H	Chattanooga	47 54	223	A	UNCG	51 66				
310	H	Western Caro.	62 68	310	A	Western Caro.	54 48								
58	A	Mercer	39 80	223	A	UNCG	51 66								
157	A	Samford	77 81	157	H	Samford	58 46								

Non-Div I Games: Brevard 85 46 Southern Wesleyan 104 57 Bob Jones 96 54

Wofford

Average RPI Win: 225 WON-LOST RECORD WINNING PCT. RANK LAST 10 GAMES STRENGTH OF SCHEDULE OPP. STRENGTH OF SCHEDULE TEAM RPI ADJ. RPI CONF. RPI ADJ CONF. RPI

DIV. I ONLY	18- 9	78	5- 5	162	161	96	96	11	11
DIV. I NON-CONF.	7- 3	74	0- 0	243	197	103	103	14	14
TOTALS	RPI 1-25	RPI 26-50	W-L RECORDS	RPI 51-100	RPI 101-999	RPI 201+			
18- 9	0- 4	0- 0	OVERALL	2- 1	16- 4	11- 1			
9- 3	0- 1	0- 0	HOME	0- 1	9- 1	7- 0			
7- 5	0- 3	0- 0	AWAY	2- 0	5- 2	3- 0			
2- 1	0- 0	0- 0	NEUTRAL	0- 0	2- 1	1- 1			
7- 3	0- 2	0- 0	NON-CONFERENCE	1- 0	6- 1	4- 1			
3- 0	0- 0	0- 0	HOME	0- 0	3- 0	3- 0			
2- 2	0- 2	0- 0	AWAY	1- 0	1- 0	0- 0			
2- 1	0- 0	0- 0	NEUTRAL	0- 0	2- 1	1- 1			
11- 6	0- 2	0- 0	CONFERENCE	1- 1	10- 3	7- 0			
6- 3	0- 1	0- 0	HOME	0- 1	6- 1	4- 0			
5- 3	0- 1	0- 0	AWAY	1- 0	4- 2	3- 0			
0- 0	0- 0	0- 0	NEUTRAL	0- 0	0- 0	0- 0			

RPI S Opponent Score	RPI S Opponent Score	RPI S Opponent Score	RPI S Opponent Score
16 A Green Bay 68 75		65 A Belmont 91 81	104 A Milwaukee 53 59
16 H Green Bay 51 58		80 A IUPUI 66 63	104 H Milwaukee 56 51
17 A Missouri 80 82		80 H IUPUI 61 64	107 A Cleveland St. 70 71
25 A Georgia 71 87			107 H Cleveland St. 63 70
			156 A Kent St. 72 60
			168 A Youngstown St. 69 59
			168 H Youngstown St. 73 50
			180 N Stetson 64 59
			206 N Providence 69 74
			211 A Oakland 77 57
			211 H Oakland 80 75
			213 N Richmond 85 69
			256 A Northern Ky. 68 63
			256 H Northern Ky. 73 60
			312 H Tennessee Tech 82 59
			322 A Detroit Mercy 88 60
			322 H Detroit Mercy 85 55
			325 H Ill. -Chicago 60 50
			345 H Chicago St. 84 39
			347 H Eastern Ill. 81 46
LAST 12 Division I GAMES:			
80 A IUPUI 66 63	104 A Milwaukee 53 59		
107 H Cleveland St. 63 70	168 A Youngstown St. 69 59		
256 H Northern Ky. 73 60	107 A Cleveland St. 70 71		
211 H Oakland 80 75	80 H IUPUI 61 64		
322 H Detroit Mercy 85 55	325 H Ill. -Chicago 60 50		
16 A Green Bay 68 75	168 H Youngstown St. 73 50		

Non-Div I Games: Northwestern Ohio 106 52 Cincinnati Christian 99 36

Wright St.

Average RPI Win:	181	WON-LOST	WINNING	LAST 10	STRENGTH OF	OPP. STRENGTH	TEAM	ADJ.	CONF.	ADJ CONF.
Average RPI Loss:	141	RECORD	PCT. RANK	GAMES	SCHEDULE	OF SCHEDULE	RPI	RPI	RPI	RPI
DIV. I ONLY	17- 7	64	8- 2	97	173	66	66	16	16	
DIV. I NON-CONF.	5- 4	146	0- 0	23	244	63	63	15	15	

TOTALS	RPI 1-25	RPI 26-50	W-L RECORDS	RPI 51-100	RPI 101-999	RPI 201+				
17- 7	0- 1	0- 0	OVERALL	4- 1	13- 5	8- 2				
9- 1	0- 0	0- 0	HOME	3- 0	6- 1	5- 0				
8- 4	0- 1	0- 0	AWAY	1- 0	7- 3	3- 2				
0- 2	0- 0	0- 0	NEUTRAL	0- 1	0- 1	0- 0				
5- 4	0- 1	0- 0	NON-CONFERENCE	1- 1	4- 2	1- 1				
3- 0	0- 0	0- 0	HOME	1- 0	2- 0	1- 0				
2- 2	0- 1	0- 0	AWAY	0- 0	2- 1	0- 1				
0- 2	0- 0	0- 0	NEUTRAL	0- 1	0- 1	0- 0				
12- 3	0- 0	0- 0	CONFERENCE	3- 0	9- 3	7- 1				
6- 1	0- 0	0- 0	HOME	2- 0	4- 1	4- 0				
6- 2	0- 0	0- 0	AWAY	1- 0	5- 2	3- 1				
0- 0	0- 0	0- 0	NEUTRAL	0- 0	0- 0	0- 0				

RPI 1-25				RPI 26-50				RPI 51-100 Team's RPI: 66				RPI 101+			
RPI	S	Opponent	Score	RPI	S	Opponent	Score	RPI	S	Opponent	Score	RPI	S	Opponent	Score
12	A	Duke	40 63					78	H	Drake	75 61	124	A	Colorado St.	53 49
								80	N	IUPUI	59 65	124	H	Colorado St.	53 64
								84	H	UNLV	69 56	129	H	Idaho St.	61 53
								93	A	New Mexico	63 62	136	A	Fresno St.	47 60
								93	H	New Mexico	66 55	137	A	Idaho	70 64
												141	N	UNI	40 55
												146	A	Boise St.	66 51
												167	A	Denver	61 51
												219	A	Nevada	65 62
												219	H	Nevada	66 60
												228	A	Montana St.	46 50
												244	H	Montana	67 62
												245	A	San Jose St.	66 64
												245	H	San Jose St.	58 46
												265	A	San Diego St.	62 68
												265	H	San Diego St.	70 50
												298	A	Utah St.	64 46
												298	H	Utah St.	61 44

LAST 12 Division I GAMES:															
				93	A	New Mexico	63 62	124	H	Colorado St.	53 64				
				245	A	San Jose St.	66 64	245	H	San Jose St.	58 46				
				265	H	San Diego St.	70 50	219	A	Nevada	65 62				
				84	H	UNLV	69 56	298	H	Utah St.	61 44				
				298	A	Utah St.	64 46	124	A	Colorado St.	53 49				
				136	A	Fresno St.	47 60	93	H	New Mexico	66 55				

Non-Div I Games: Colo. Christian 62 33 Adams St. 73 47

Wyoming

Average RPI Win:	220	WON-LOST	WINNING	LAST 10	STRENGTH OF	OPP. STRENGTH	TEAM	ADJ.	CONF.	ADJ CONF.
Average RPI Loss:	74	RECORD	PCT. RANK	GAMES	SCHEDULE	OF SCHEDULE	RPI	RPI	RPI	RPI
DIV. I ONLY	9- 19	266	1- 9	93	83	220	220	6	6	
DIV. I NON-CONF.	7- 4	102	0- 0	195	280	153	153	6	6	

TOTALS	RPI 1-25	RPI 26-50	W-L RECORDS	RPI 51-100	RPI 101-999	RPI 201+				
9- 19	0- 3	0- 7	OVERALL	0- 3	9- 6	5- 2				
7- 8	0- 1	0- 3	HOME	0- 2	7- 2	5- 0				
1- 10	0- 1	0- 4	AWAY	0- 1	1- 4	0- 2				
1- 1	0- 1	0- 0	NEUTRAL	0- 0	1- 0	0- 0				
7- 4	0- 1	0- 1	NON-CONFERENCE	0- 1	7- 1	4- 1				
6- 1	0- 0	0- 0	HOME	0- 1	6- 0	4- 0				
0- 2	0- 0	0- 1	AWAY	0- 0	0- 1	0- 1				
1- 1	0- 1	0- 0	NEUTRAL	0- 0	1- 0	0- 0				
2- 15	0- 2	0- 6	CONFERENCE	0- 2	2- 5	1- 1				
1- 7	0- 1	0- 3	HOME	0- 1	1- 2	1- 0				
1- 8	0- 1	0- 3	AWAY	0- 1	1- 3	0- 1				
0- 0	0- 0	0- 0	NEUTRAL	0- 0	0- 0	0- 0				

RPI 1-25				RPI 26-50				RPI 51-100				RPI 101+				Team's RPI: 220
RPI	S	Opponent	Score	RPI	S	Opponent	Score	RPI	S	Opponent	Score	RPI	S	Opponent	Score	
17	N	Missouri	48 74	26	A	Marquette	67 88	60	A	St. John's (NY)	36 70	105	A	Butler	69 62	
23	A	DePaul	48 79	26	H	Marquette	63 80	60	H	St. John's (NY)	63 67	113	A	Georgetown	60 65	
23	H	DePaul	72 73	28	A	Villanova	57 75	97	H	Wake Forest	57 62	113	H	Georgetown	48 65	
				28	H	Villanova	50 89					119	A	Seton Hall	53 58	
				45	A	Minnesota	62 74					119	H	Seton Hall	51 62	
				49	A	Creighton	54 65					128	H	Cincinnati	53 50	
				49	H	Creighton	64 71					174	N	Furman	75 62	
												185	H	New Hampshire	71 66	
												206	A	Providence	48 69	
												206	H	Providence	68 59	
												210	A	Bowling Green	53 63	
												227	H	Grambling	72 67	
												288	H	Mt. St. Mary's	66 45	
												328	H	Fort Wayne	62 50	
												342	H	Florida A&M	70 52	

LAST 12 Division I GAMES:																
206	A	Providence	48 69	113	H	Georgetown	48 65									
49	A	Creighton	54 65	28	H	Villanova	50 89									
23	H	DePaul	72 73	49	H	Creighton	64 71									
26	H	Marquette	63 80	206	H	Providence	68 59									
60	A	St. John's (NY)	36 70	26	A	Marquette	67 88									
119	A	Seton Hall	53 58	23	A	DePaul	48 79									

Non-Div I Games:

Xavier

Average RPI Win:	194	WON-LOST	WINNING	LAST 10	STRENGTH OF	OPP. STRENGTH	TEAM	ADJ.	CONF.	ADJ CONF.
Average RPI Loss:	119	RECORD	PCT. RANK	GAMES	SCHEDULE	OF SCHEDULE	RPI	RPI	RPI	RPI
DIV. I ONLY	14- 10	125	6- 4	146	137	125	125	9	9	
DIV. I NON-CONF.	7- 6	165	0- 1	217	227	167	167	9	9	

TOTALS	RPI 1-25	RPI 26-50	W-L RECORDS	RPI 51-100	RPI 101-999	RPI 201+				
14- 10	0- 0	1- 0	OVERALL	3- 5	10- 5	6- 1				
6- 5	0- 0	1- 0	HOME	1- 3	4- 2	3- 1				
8- 3	0- 0	0- 0	AWAY	2- 1	6- 2	3- 0				
0- 2	0- 0	0- 0	NEUTRAL	0- 1	0- 1	0- 0				
7- 6	0- 0	0- 0	NON-CONFERENCE	1- 2	6- 4	4- 1				
2- 3	0- 0	0- 0	HOME	0- 1	2- 2	2- 1				
5- 1	0- 0	0- 0	AWAY	1- 0	4- 1	2- 0				
0- 2	0- 0	0- 0	NEUTRAL	0- 1	0- 1	0- 0				
7- 4	0- 0	1- 0	CONFERENCE	2- 3	4- 1	2- 0				
4- 2	0- 0	1- 0	HOME	1- 2	2- 0	1- 0				
3- 2	0- 0	0- 0	AWAY	1- 1	2- 1	1- 0				
0- 0	0- 0	0- 0	NEUTRAL	0- 0	0- 0	0- 0				

RPI	S	Opponent	Score	RPI	S	Opponent	Score	RPI	S	Opponent	Score	RPI	S	Opponent	Score
				34	H	Princeton	73 59	52	H	Indiana	68 72	140	A	Kansas	75 81
								68	N	UC Davis	61 71	149	A	Binghamton	73 69
								69	A	Harvard	73 97	153	N	Hartford	70 78
								69	H	Harvard	69 63	163	H	Army West Point	65 82
								72	A	TCU	82 72	172	A	Brown	71 81
								75	H	Penn	54 69	172	H	Brown	77 63
								95	A	Dartmouth	57 39	182	A	Stony Brook	77 71
								95	H	Dartmouth	62 64	199	A	Col umbi a	73 50
												206	H	Provi dence	51 55
												271	A	Cornel I	65 55
												271	H	Cornel I	69 56
												277	H	Col gate	82 56
												286	H	LIU Brookl yn	62 51
												296	A	Central Conn. St.	75 62
												348	A	Saint Peter's	70 49

LAST 12 Division I GAMES:															
271	H	Cornel I	69 56	34	H	Princeton	73 59	95	A	Dartmouth	57 39	69	H	Harvard	69 63
69	H	Harvard	69 63	95	A	Dartmouth	57 39	69	A	Harvard	73 97	95	H	Dartmouth	62 64
271	A	Cornel I	65 55	172	A	Brown	71 81	172	A	Brown	77 63	172	H	Brown	77 63
199	A	Col umbi a	73 50	153	N	Hartford	70 78								
75	H	Penn	54 69												

Non-Div I Games:

Yale

Average RPI Win:	243	WON-LOST	WINNING	LAST 10	STRENGTH OF	OPP. STRENGTH	TEAM	ADJ.	CONF.	ADJ CONF.
Average RPI Loss:	113	RECORD	PCT. RANK	GAMES	SCHEDULE	OF SCHEDULE	RPI	RPI	RPI	RPI
DIV. I ONLY	12- 14	197	8- 2	153	176	168	168	11	11	
DIV. I NON-CONF.	2- 7	286	0- 0	197	226	271	271	14	14	
<hr/>										
TOTALS	RPI 1-25	RPI 26-50	W-L RECORDS	RPI 51-100	RPI 101-999	RPI 201+				
12- 14	0- 2	0- 0	OVERALL	1- 4	11- 8	9- 2				
5- 6	0- 1	0- 0	HOME	0- 2	5- 3	4- 1				
7- 8	0- 1	0- 0	AWAY	1- 2	6- 5	5- 1				
0- 0	0- 0	0- 0	NEUTRAL	0- 0	0- 0	0- 0				
2- 7	0- 0	0- 0	NON-CONFERENCE	0- 1	2- 6	2- 1				
1- 2	0- 0	0- 0	HOME	0- 0	1- 2	1- 0				
1- 5	0- 0	0- 0	AWAY	0- 1	1- 4	1- 1				
0- 0	0- 0	0- 0	NEUTRAL	0- 0	0- 0	0- 0				
10- 7	0- 2	0- 0	CONFERENCE	1- 3	9- 2	7- 1				
4- 4	0- 1	0- 0	HOME	0- 2	4- 1	3- 1				
6- 3	0- 1	0- 0	AWAY	1- 1	5- 1	4- 0				
0- 0	0- 0	0- 0	NEUTRAL	0- 0	0- 0	0- 0				

RPI 1-25				RPI 26-50				RPI 51-100				RPI 101+ Team's RPI: 168			
RPI	S	Opponent	Score	RPI	S	Opponent	Score	RPI	S	Opponent	Score	RPI	S	Opponent	Score
16	A	Green Bay	56 65					57	A	American	72 78	104	A	Milwaukee	61 62
16	H	Green Bay	42 67					80	A	IUPUI	70 67	104	H	Milwaukee	86 85
								80	H	IUPUI	43 65	106	H	Bucknell	60 66
								96	A	Wright St.	50 73	107	A	Cleveland St.	66 52
								96	H	Wright St.	59 69	122	A	Saint Francis (PA)	65 79
												130	A	Robert Morris	52 84
												156	H	Kent St.	44 55
												173	A	Pittsburgh	58 66
												211	A	Oakland	86 76
												211	H	Oakland	48 58
												216	A	Akron	58 75
												256	A	Northern Ky.	60 59
												256	H	Northern Ky.	54 51
												302	A	Loyola Chicago	73 49
												303	H	Northern Ari z.	69 67
												322	A	Detroit Mercy	72 52
												322	H	Detroit Mercy	76 59
												325	A	Ill. -Chicago	71 52
												325	H	Ill. -Chicago	76 63
<hr/>															
LAST 12 Division I GAMES:															
256	A	Northern Ky.	60 59	211	A	Oakland	86 76								
16	H	Green Bay	42 67	96	H	Wright St.	59 69								
104	H	Milwaukee	86 85	256	H	Northern Ky.	54 51								
325	A	Ill. -Chicago	71 52	107	A	Cleveland St.	66 52								
80	A	IUPUI	70 67	96	A	Wright St.	50 73								
322	A	Detroit Mercy	72 52	104	A	Milwaukee	61 62								

Non-Div I Games: Ohio Valley 86 59 Penn St.-Beaver 97 40

Youngstown St.

Loss,
Non-Conf,
S Site,
H Home
A Away
N Neutral