

Average RPI Win:	306	WON-LOST	WINNING	LAST 10	STRENGTH OF	OPP. STRENGTH	TEAM	ADJ.	CONF.	ADJ CONF.
Average RPI Loss:	177	RECORD	PCT. RANK	GAMES	SCHEDULE	OF SCHEDULE	RPI	RPI	RPI	RPI
DIV. I ONLY	6- 17	299	3- 7	189	329	293	293	27	27	
DIV. I NON-CONF.	1- 7	313	0- 0	54	347	289	289	27	27	
TOTALS	RPI 1-25	RPI 26-50	W-L RECORDS	RPI 51-100	RPI 101-150	RPI 150+				
6- 17	0- 1	0- 0	OVERALL	0- 2	0- 5	6- 9				
4- 5	0- 0	0- 0	HOME	0- 1	0- 3	4- 1				
2- 11	0- 1	0- 0	AWAY	0- 1	0- 2	2- 7				
0- 1	0- 0	0- 0	NEUTRAL	0- 0	0- 0	0- 1				
1- 7	0- 1	0- 0	NON-CONFERENCE	0- 1	0- 0	1- 5				
1- 2	0- 0	0- 0	HOME	0- 1	0- 0	1- 1				
0- 4	0- 1	0- 0	AWAY	0- 0	0- 0	0- 3				
0- 1	0- 0	0- 0	NEUTRAL	0- 0	0- 0	0- 1				
5- 10	0- 0	0- 0	CONFERENCE	0- 1	0- 5	5- 4				
3- 3	0- 0	0- 0	HOME	0- 0	0- 3	3- 0				
2- 7	0- 0	0- 0	AWAY	0- 1	0- 2	2- 4				
0- 0	0- 0	0- 0	NEUTRAL	0- 0	0- 0	0- 0				

RPI 1-25				RPI 26-50				RPI 51-100				RPI 101+ Team's RPI: 293			
RPI	S	Opponent	Score	RPI	S	Opponent	Score	RPI	S	Opponent	Score	RPI	S	Opponent	Score
25	A	Texas A&M	55 84					89	H	Toledo	60 76	101	A	Abilene Christian	64 72
								99	A	SFA	56 64	101	H	Abilene Christian	59 72
												122	H	Central Ark.	41 49
												130	A	Lamar University	49 65
												130	H	Lamar University	63 74
												165	A	Rice	36 70
												168	A	Texas St.	50 57
												201	A	New Orleans	54 75
												216	H	Texas Southern	64 61
												229	A	UTRGV	46 55
												229	H	UTRGV	65 68
												236	N	UC Santa Barbara	60 66
												309	A	Nicholls St.	54 74
												309	H	Nicholls St.	65 60
												314	H	Northwestern St.	60 51
												327	A	Southeastern La.	69 53
												327	H	Southeastern La.	77 61
												329	A	Incarinate Word	56 63
												339	A	Houston Baptist	51 56
												340	A	Sam Houston St.	63 37
LAST 12 Division I GAMES:															
101	A	Abilene Christian	64 72	309	H	Nicholls St.	65 60								
130	H	Lamar University	63 74	130	A	Lamar University	49 65								
329	A	Incarinate Word	56 63	340	A	Sam Houston St.	63 37								
327	A	Southeastern La.	69 53	122	H	Central Ark.	41 49								
339	A	Houston Baptist	51 56	327	H	Southeastern La.	77 61								
101	H	Abilene Christian	59 72	314	H	Northwestern St.	60 51								

Non-Div I Games: Schreiner 73 44 Okla. Panhandle 66 40 Montana Tech 83 50

A&M-Corpus Christi

Loss, Non-Conf, S Site, H Home A Away N Neutral

Average RPI Win:	250	WON-LOST	WINNING	LAST 10	STRENGTH OF	OPP. STRENGTH	TEAM	ADJ.	CONF.	ADJ CONF.
Average RPI Loss:	123	RECORD	PCT. RANK	GAMES	SCHEDULE	OF SCHEDULE	RPI	RPI	RPI	RPI
DIV. I ONLY	16- 8	84	9- 1	148	285	101	101	27	27	
DIV. I NON-CONF.	3- 6	230	0- 0	96	124	192	192	27	27	
TOTALS	RPI 1-25	RPI 26-50	W-L RECORDS	RPI 51-100	RPI 101-150	RPI 150+				
16- 8	0- 3	0- 0	OVERALL	1- 1	2- 1	13- 3				
9- 2	0- 0	0- 0	HOME	0- 1	2- 0	7- 1				
6- 6	0- 3	0- 0	AWAY	1- 0	0- 1	5- 2				
1- 0	0- 0	0- 0	NEUTRAL	0- 0	0- 0	1- 0				
3- 6	0- 3	0- 0	NON-CONFERENCE	0- 0	0- 0	3- 3				
2- 1	0- 0	0- 0	HOME	0- 0	0- 0	2- 1				
0- 5	0- 3	0- 0	AWAY	0- 0	0- 0	0- 2				
1- 0	0- 0	0- 0	NEUTRAL	0- 0	0- 0	1- 0				
13- 2	0- 0	0- 0	CONFERENCE	1- 1	2- 1	10- 0				
7- 1	0- 0	0- 0	HOME	0- 1	2- 0	5- 0				
6- 1	0- 0	0- 0	AWAY	1- 0	0- 1	5- 0				
0- 0	0- 0	0- 0	NEUTRAL	0- 0	0- 0	0- 0				

RPI 1-25				RPI 26-50				RPI 51-100				RPI 101+ Team's RPI: 101			
RPI	S	Opponent	Score	RPI	S	Opponent	Score	RPI	S	Opponent	Score	RPI	S	Opponent	Score
5	A	Baylor	34 79					99	A	SFA	80 73	122	A	Central Ark.	70 80
22	A	Missouri	46 52					99	H	SFA	61 70	122	H	Central Ark.	83 76
25	A	Texas A&M	45 71									130	H	Lamar University	77 59
												155	H	Omaha	73 66
												189	A	UTSA	68 71
												198	A	Wichita St.	62 81
												201	H	New Orleans	68 55
												229	H	UTRGV	70 54
												261	N	Murray St.	81 57
												280	H	McNeese	77 65
												293	A	A&M-Corpus Christi	72 59
												293	H	A&M-Corpus Christi	72 64
												309	A	Nicholls St.	89 73
												314	A	Northwestern St.	75 74
												314	H	Northwestern St.	79 57
												323	H	UMKC	68 71
												327	A	Southeastern La.	82 57
												329	A	Incarnate Word	75 66
												340	H	Sam Houston St.	78 56
LAST 12 Division I GAMES:															
293	H	A&M-Corpus Christi	72 64	293	A	A&M-Corpus Christi	72 59								
314	A	Northwestern St.	75 74	280	H	McNeese	77 65								
99	A	SFA	80 73	329	A	Incarnate Word	75 66								
314	H	Northwestern St.	79 57	309	A	Nicholls St.	89 73								
122	A	Central Ark.	70 80	130	H	Lamar University	77 59								
340	H	Sam Houston St.	78 56	99	H	SFA	61 70								

Non-Div I Games: Harding 74 62 Sul Ross St. 106 58 Howard Payne 87 52

Abilene Christian

Loss, Non-Conf, S Site, H Home A Away N Neutral

Average RPI Win:	314	WON-LOST	WINNING	LAST 10	STRENGTH OF	OPP. STRENGTH	TEAM	ADJ.	CONF.	ADJ CONF.
Average RPI Loss:	161	RECORD	PCT. RANK	GAMES	SCHEDULE	OF SCHEDULE	RPI	RPI	RPI	RPI
DIV. I ONLY	3- 22	336	1- 9	195	223	322	322	13	13	
DIV. I NON-CONF.	2- 8	288	0- 0	261	316	319	319	15	15	
TOTALS	RPI 1-25	RPI 26-50	W-L RECORDS	RPI 51-100	RPI 101-150	RPI 150+				
3- 22	0- 0	0- 1	OVERALL	0- 5	0- 5	3- 11				
1- 11	0- 0	0- 1	HOME	0- 3	0- 3	1- 4				
2- 11	0- 0	0- 0	AWAY	0- 2	0- 2	2- 7				
0- 0	0- 0	0- 0	NEUTRAL	0- 0	0- 0	0- 0				
2- 8	0- 0	0- 0	NON-CONFERENCE	0- 2	0- 2	2- 4				
1- 4	0- 0	0- 0	HOME	0- 1	0- 2	1- 1				
1- 4	0- 0	0- 0	AWAY	0- 1	0- 0	1- 3				
0- 0	0- 0	0- 0	NEUTRAL	0- 0	0- 0	0- 0				
1- 14	0- 0	0- 1	CONFERENCE	0- 3	0- 3	1- 7				
0- 7	0- 0	0- 1	HOME	0- 2	0- 1	0- 3				
1- 7	0- 0	0- 0	AWAY	0- 1	0- 2	1- 4				
0- 0	0- 0	0- 0	NEUTRAL	0- 0	0- 0	0- 0				

RPI 1-25			RPI 26-50			RPI 51-100			RPI 101+ Team's RPI: 322		
RPI	S	Opponent	Score	RPI	S	Opponent	Score	RPI	S	Opponent	Score
				47	H	Colorado St.	35 72	72	A	Colorado	68 95
								73	H	Boise St.	59 69
								91	H	Vanderbilt	49 75
								95	A	UNLV	38 52
								95	H	UNLV	56 60
								114	A	Wyoming	41 73
								114	H	Wyoming	54 66
								125	H	Northern Colo.	44 71
								126	H	Navy	46 64
								136	A	New Mexico	64 81
								152	A	Army West Point	47 75
								177	A	Fresno St.	40 63
								177	H	Fresno St.	56 72
								183	A	Utah St.	62 65
								196	A	San Jose St.	74 86
								196	H	San Jose St.	67 83
								220	H	Weber St.	61 76
								271	A	San Diego St.	62 59
								283	A	Nevada	58 65
								283	H	Nevada	51 56
								285	A	Eastern Mich.	44 65
								303	A	Denver	52 65
								328	H	Utah Valley	64 53
								344	A	Fairleigh Dickinson	56 48
LAST 12 Division I GAMES:											
95	A	UNLV	38 52	177	H	Fresno St.	56 72				
196	H	San Jose St.	67 83	271	A	San Diego St.	62 59				
283	A	Nevada	58 65	95	H	UNLV	56 60				
73	H	Boise St.	59 69	283	H	Nevada	51 56				
136	A	New Mexico	64 81	196	A	San Jose St.	74 86				
114	A	Wyoming	41 73	177	A	Fresno St.	40 63				

Non-Div I Games:

Air Force

■ Loss,
 ■ Non-Conf, S Site,
 ■ Home
 ■ Away
 N Neutral

Average RPI Win: 263	WON-LOST	WINNING	LAST 10	STRENGTH OF	OPP. STRENGTH	TEAM	ADJ.	CONF.	ADJ CONF.
Average RPI Loss: 133	RECORD	PCT. RANK	GAMES	SCHEDULE	OF SCHEDULE	RPI	RPI	RPI	RPI
DIV. I ONLY	7- 17	285	2- 8	178	160	239	239	10	10
DIV. I NON-CONF.	5- 4	143	0- 0	252	247	170	170	12	12
TOTALS	RPI 1-25	RPI 26-50	W-L RECORDS	RPI 51-100	RPI 101-150	RPI 150+			
7- 17	0- 0	0- 3	OVERALL	1- 4	0- 4	6- 6			
1- 9	0- 0	0- 1	HOME	0- 2	0- 3	1- 3			
6- 7	0- 0	0- 1	AWAY	1- 2	0- 1	5- 3			
0- 1	0- 0	0- 1	NEUTRAL	0- 0	0- 0	0- 0			
5- 4	0- 0	0- 1	NON-CONFERENCE	0- 2	0- 1	5- 0			
0- 2	0- 0	0- 0	HOME	0- 1	0- 1	0- 0			
5- 1	0- 0	0- 0	AWAY	0- 1	0- 0	5- 0			
0- 1	0- 0	0- 1	NEUTRAL	0- 0	0- 0	0- 0			
2- 13	0- 0	0- 2	CONFERENCE	1- 2	0- 3	1- 6			
1- 7	0- 0	0- 1	HOME	0- 1	0- 2	1- 3			
1- 6	0- 0	0- 1	AWAY	1- 1	0- 1	0- 3			
0- 0	0- 0	0- 0	NEUTRAL	0- 0	0- 0	0- 0			

RPI 1-25				RPI 26-50				RPI 51-100				RPI 101+				Team's RPI: 239	
RPI	S	Opponent	Score	RPI	S	Opponent	Score	RPI	S	Opponent	Score	RPI	S	Opponent	Score		
				26	N	Elon	62 65	65	A	Buffalo	51 81	103	H	Kent St.	58 72		
				36	A	Central Mich.	62 89	75	H	Bucknell	47 61	121	A	Ball St.	70 80		
				49	H	Ohio	69 85	77	A	Penn St.	71 84	121	H	Ball St.	63 90		
								80	A	Northern Ill.	84 55	135	H	Duquesne	57 67		
								89	H	Toledo	57 61	184	A	Western Mich.	60 73		
												184	H	Western Mich.	57 73		
												230	A	Miami (OH)	49 54		
												230	H	Miami (OH)	62 66		
												263	A	Georgia St.	78 66		
												264	A	Canisius	73 64		
												270	A	Bowling Green	50 86		
												270	H	Bowling Green	58 62		
												285	H	Eastern Mich.	80 62		
												302	A	Eastern Ky.	63 57		
												311	A	Youngstown St.	76 74		
												336	A	Winthrop	80 59		
LAST 12 Division I GAMES:																	
				230	H	Miami (OH)	62 66	121	H	Ball St.	63 90						
				65	A	Buffalo	51 81	285	H	Eastern Mich.	80 62						
				89	H	Toledo	57 61	184	H	Western Mich.	57 73						
				103	H	Kent St.	58 72	80	A	Northern Ill.	84 55						
				230	A	Miami (OH)	49 54	121	A	Ball St.	70 80						
				270	A	Bowling Green	50 86	49	H	Ohio	69 85						

Non-Div I Games: Ohio Christian 69 52 Malone 63 52

Akron

■ Loss,
 ■ Non-Conf, S Site,
 ■ Home
 ■ Away
 N Neutral

Alabama

Through Games Of Feb. 23, 2017

Average RPI Win:	200	WON-LOST	WINNING	LAST 10	STRENGTH OF	OPP. STRENGTH	TEAM	ADJ.	CONF.	ADJ CONF.
Average RPI Loss:	54	RECORD	PCT. RANK	GAMES	SCHEDULE	OF SCHEDULE	RPI	RPI	RPI	RPI
DIV. I ONLY	17- 11	113	3- 7	156	57	127	127	2	2	
DIV. I NON-CONF.	12- 1	7	0- 0	340	278	121	121	2	2	
TOTALS	RPI 1-25	RPI 26-50	W-L RECORDS	RPI 51-100	RPI 101-150	RPI 150+				
17- 11	2- 4	1- 2	OVERALL	1- 4	2- 0	11- 1				
12- 5	1- 2	0- 1	HOME	1- 1	1- 0	9- 1				
3- 6	1- 2	1- 1	AWAY	0- 3	1- 0	0- 0				
2- 0	0- 0	0- 0	NEUTRAL	0- 0	0- 0	2- 0				
12- 1	0- 0	0- 0	NON-CONFERENCE	1- 1	0- 0	11- 0				
10- 0	0- 0	0- 0	HOME	1- 0	0- 0	9- 0				
0- 1	0- 0	0- 0	AWAY	0- 1	0- 0	0- 0				
2- 0	0- 0	0- 0	NEUTRAL	0- 0	0- 0	2- 0				
5- 10	2- 4	1- 2	CONFERENCE	0- 3	2- 0	0- 1				
2- 5	1- 2	0- 1	HOME	0- 1	1- 0	0- 1				
3- 5	1- 2	1- 1	AWAY	0- 2	1- 0	0- 0				
0- 0	0- 0	0- 0	NEUTRAL	0- 0	0- 0	0- 0				

RPI	S	Opponent	Score	RPI	S	Opponent	Score	RPI	S	Opponent	Score	RPI	S	Opponent	Score	Team's RPI: 127
3	H	Mississippi St.	54 67	33	A	LSU	41 48	52	H	Georgia Tech	67 65	120	A	Ole Miss	65 57	
4	A	South Carolina	45 93	43	A	Auburn	63 61	61	A	Georgetown	59 70	120	H	Ole Miss	90 80	
14	H	Kentucky	54 71	43	H	Auburn	55 66	83	A	Georgia	65 71	153	H	Arkansas	50 68	
22	A	Missouri	59 58					84	H	Florida	56 66	166	H	Kansas	71 65	
23	H	Tennessee	65 57					91	A	Vanderbilt	80 87	201	H	New Orleans	78 57	
25	A	Texas A&M	48 69									226	H	Ga. Southern	66 48	
												263	H	Georgia St.	80 57	
												280	N	McNeese	84 63	
												290	H	Lipscomb	82 35	
												300	N	UTEP	78 60	
												305	H	Mississippi Val.	93 44	
												307	H	Alcorn	93 43	
												334	H	Florida A&M	81 46	
												349	H	Alabama A&M	97 29	
LAST 12 Division I GAMES:																
83	A	Georgia	65 71	43	H	Auburn	55 66									
43	A	Auburn	63 61	91	A	Vanderbilt	80 87									
23	H	Tennessee	65 57	120	A	Ole Miss	65 57									
84	H	Florida	56 66	3	H	Mississippi St.	54 67									
25	A	Texas A&M	48 69	153	H	Arkansas	50 68									
33	A	LSU	41 48	14	H	Kentucky	54 71									

Non-Div I Games:

Alabama

■ Loss,
 ■ Non-Conf, S Site,
 ■ Home
 ■ Away
 N Neutral

Average RPI Win:	0	WON-LOST	WINNING	LAST 10	STRENGTH OF	OPP. STRENGTH	TEAM	ADJ.	CONF.	ADJ CONF.
Average RPI Loss:	237	RECORD	PCT. RANK	GAMES	SCHEDULE	OF SCHEDULE	RPI	RPI	RPI	RPI
DIV. I ONLY	0- 21	348	0- 10	328	334	349	349	30	30	
DIV. I NON-CONF.	0- 7	335	0- 0	204	252	341	341	30	30	
TOTALS	RPI 1-25	RPI 26-50	W-L RECORDS	RPI 51-100	RPI 101-150	RPI 150+				
0- 21	0- 0	0- 1	OVERALL	0- 0	0- 2	0- 18				
0- 7	0- 0	0- 0	HOME	0- 0	0- 0	0- 7				
0- 14	0- 0	0- 0	AWAY	0- 0	0- 0	0- 6				
0- 0	0- 0	0- 0	NEUTRAL	0- 0	0- 0	0- 0				
0- 7	0- 0	0- 1	NON-CONFERENCE	0- 0	0- 2	0- 4				
0- 0	0- 0	0- 0	HOME	0- 0	0- 0	0- 0				
0- 7	0- 0	0- 1	AWAY	0- 0	0- 2	0- 4				
0- 0	0- 0	0- 0	NEUTRAL	0- 0	0- 0	0- 0				
0- 14	0- 0	0- 0	CONFERENCE	0- 0	0- 0	0- 14				
0- 7	0- 0	0- 0	HOME	0- 0	0- 0	0- 7				
0- 7	0- 0	0- 0	AWAY	0- 0	0- 0	0- 7				
0- 0	0- 0	0- 0	NEUTRAL	0- 0	0- 0	0- 0				

RPI 1-25				RPI 26-50				RPI 51-100				RPI 101+ Team's RPI: 349			
RPI	S	Opponent	Score	RPI	S	Opponent	Score	RPI	S	Opponent	Score	RPI	S	Opponent	Score
				50	A	Western Ky.	32 96					111	A	North Carolina	35 80
												127	A	Alabama	29 97
												213	H	Grambling	53 68
												216	A	Texas Southern	51 60
												217	A	Alabama St.	35 62
												217	H	Alabama St.	37 52
												228	A	Southern U.	57 69
												228	H	Southern U.	54 66
												231	A	Samford	37 61
												252	A	Ark.-Pine Bluff	57 61
												252	H	Ark.-Pine Bluff	55 65
												260	A	Evansville	54 63
												261	A	Murray St.	49 81
												265	A	Southeast Mo. St.	47 75
												282	A	Prairie View	47 71
												305	A	Mississippi Val.	58 60
												305	H	Mississippi Val.	52 58
												307	A	Alcorn	42 71
												307	H	Alcorn	57 73
												346	H	Jackson St.	54 64
LAST 12 Division I GAMES:															
				307	A	Alcorn	42 71					282	A	Prairie View	47 71
				228	A	Southern U.	57 69					307	H	Alcorn	57 73
				217	A	Alabama St.	35 62					228	H	Southern U.	54 66
				252	H	Ark.-Pine Bluff	55 65					217	H	Alabama St.	37 52
				305	H	Mississippi Val.	52 58					252	A	Ark.-Pine Bluff	57 61
				216	A	Texas Southern	51 60					305	A	Mississippi Val.	58 60

Non-Div I Games: Oakwood 68 65 Concordia (AL) 61 58

Alabama A&M

Loss, Non-Conf, S Site, H Home A Away N Neutral

Average RPI Win:	303	WON-LOST	WINNING	LAST 10	STRENGTH OF	OPP. STRENGTH	TEAM	ADJ.	CONF.	ADJ CONF.
Average RPI Loss:	144	RECORD	PCT. RANK	GAMES	SCHEDULE	OF SCHEDULE	RPI	RPI	RPI	RPI
DIV. I ONLY	10- 13	212	7- 3	271	286	217	217	30	30	
DIV. I NON-CONF.	0- 9	335	0- 0	36	20	269	269	30	30	
TOTALS	RPI 1-25	RPI 26-50	W-L RECORDS	RPI 51-100	RPI 101-150	RPI 150+				
10- 13	0- 2	0- 1	OVERALL	0- 1	0- 3	10- 6				
5- 2	0- 0	0- 0	HOME	0- 0	0- 0	5- 2				
5- 11	0- 0	0- 0	AWAY	0- 0	0- 2	5- 2				
0- 0	0- 0	0- 0	NEUTRAL	0- 0	0- 0	0- 0				
0- 9	0- 2	0- 1	NON-CONFERENCE	0- 1	0- 3	0- 2				
0- 0	0- 0	0- 0	HOME	0- 0	0- 0	0- 0				
0- 9	0- 2	0- 1	AWAY	0- 1	0- 3	0- 2				
0- 0	0- 0	0- 0	NEUTRAL	0- 0	0- 0	0- 0				
10- 4	0- 0	0- 0	CONFERENCE	0- 0	0- 0	10- 4				
5- 2	0- 0	0- 0	HOME	0- 0	0- 0	5- 2				
5- 2	0- 0	0- 0	AWAY	0- 0	0- 0	5- 2				
0- 0	0- 0	0- 0	NEUTRAL	0- 0	0- 0	0- 0				

RPI 1-25				RPI 26-50				RPI 51-100				RPI 101+ Team's RPI: 217			
RPI	S	Opponent	Score	RPI	S	Opponent	Score	RPI	S	Opponent	Score	RPI	S	Opponent	Score
3	A	Mississippi St.	47 90	33	A	LSU	40 93	52	A	Georgia Tech	48 70	107	A	Troy	66 95
24	A	Ohio St.	61 118									111	A	North Carolina	54 84
												123	A	Southern Miss.	43 70
												213	H	Grambling	45 60
												216	A	Texas Southern	48 52
												228	A	Southern U.	53 59
												228	H	Southern U.	75 70
												231	A	Samford	49 63
												252	A	Ark.-Pine Bluff	74 62
												252	H	Ark.-Pine Bluff	51 52
												282	A	Prairie View	75 61
												284	A	Savannah St.	39 54
												305	A	Mississippi Val.	79 73
												305	H	Mississippi Val.	71 57
												307	A	Alcorn	62 56
												307	H	Alcorn	72 54
												346	H	Jackson St.	73 64
												349	A	Alabama A&M	52 37
												349	H	Alabama A&M	62 35
LAST 12 Division I GAMES:															
228	A	Southern U.	53 59	216	A	Texas Southern	48 52								
307	A	Alcorn	62 56	228	H	Southern U.	75 70								
349	H	Alabama A&M	62 35	307	H	Alcorn	72 54								
305	H	Mississippi Val.	71 57	349	A	Alabama A&M	52 37								
252	H	Ark.-Pine Bluff	51 52	305	A	Mississippi Val.	79 73								
282	A	Prairie View	75 61	252	A	Ark.-Pine Bluff	74 62								

Non-Div I Games: Mobile 84 45

Alabama St.

■ Loss,
 ■ Non-Conf,
 ■ S Site,
 ■ Home
 ■ Away
 N Neutral

Average RPI Win:	227	WON-LOST	WINNING	LAST 10	STRENGTH OF	OPP. STRENGTH	TEAM	ADJ.	CONF.	ADJ CONF.
Average RPI Loss:	132	RECORD	PCT. RANK	GAMES	SCHEDULE	OF SCHEDULE	RPI	RPI	RPI	RPI
DIV. I ONLY	16- 11	120	8- 2	200	185	133	133	22	22	
DIV. I NON-CONF.	5- 7	205	0- 0	162	112	181	181	22	22	
TOTALS	RPI 1-25	RPI 26-50	W-L RECORDS	RPI 51-100	RPI 101-150	RPI 150+				
16- 11	0- 2	0- 0	OVERALL	1- 2	1- 3	14- 4				
11- 1	0- 0	0- 0	HOME	1- 0	1- 0	9- 1				
5- 9	0- 1	0- 0	AWAY	0- 2	0- 3	5- 3				
0- 1	0- 1	0- 0	NEUTRAL	0- 0	0- 0	0- 0				
5- 7	0- 2	0- 0	NON-CONFERENCE	0- 1	0- 2	5- 2				
4- 0	0- 0	0- 0	HOME	0- 0	0- 0	4- 0				
1- 6	0- 1	0- 0	AWAY	0- 1	0- 2	1- 2				
0- 1	0- 1	0- 0	NEUTRAL	0- 0	0- 0	0- 0				
11- 4	0- 0	0- 0	CONFERENCE	1- 1	1- 1	9- 2				
7- 1	0- 0	0- 0	HOME	1- 0	1- 0	5- 1				
4- 3	0- 0	0- 0	AWAY	0- 1	0- 1	4- 1				
0- 0	0- 0	0- 0	NEUTRAL	0- 0	0- 0	0- 0				

RPI 1-25				RPI 26-50				RPI 51-100				RPI 101+ Team's RPI: 133			
RPI	S	Opponent	Score	RPI	S	Opponent	Score	RPI	S	Opponent	Score	RPI	S	Opponent	Score
14	A	Kentucky	46 70					70	A	St. John's (NY)	36 54	108	A	Fordham	82 89
16	N	Miami (FL)	53 77					79	A	New Hampshire	58 71	137	A	Yale	53 64
								79	H	New Hampshire	64 55	142	A	Maine	71 84
												142	H	Maine	64 60
												152	H	Army West Point	65 59
												178	H	Siena	88 86
												180	H	Hartford	82 71
												181	H	Fairfield	59 45
												207	A	Binghamton	67 61
												207	H	Binghamton	80 63
												208	A	UMBC	60 63
												208	H	UMBC	56 64
												232	A	St. Bonaventure	59 67
												235	A	Dartmouth	61 69
												240	A	Stony Brook	75 57
												240	H	Stony Brook	64 54
												243	H	Boston U.	69 54
												281	A	Vermont	67 52
												281	H	Vermont	64 53
												338	A	Wagner	75 50
												341	A	UMass Lowell	79 60
												341	H	UMass Lowell	93 69
LAST 12 Division I GAMES:															
				281	A	Vermont	67 52					341	A	UMass Lowell	79 60
				142	H	Maine	64 60					180	H	Hartford	82 71
				208	A	UMBC	60 63					281	H	Vermont	64 53
				207	H	Binghamton	80 63					142	A	Maine	71 84
				79	H	New Hampshire	64 55					207	A	Binghamton	67 61
				240	A	Stony Brook	75 57					208	H	UMBC	56 64

Non-Div I Games: Post 85 61

Albany (NY)

■ Loss,
 ■ Non-Conf,
 ■ S Site,
 ■ H Home
 ■ A Away
 N Neutral

A l c o r n

A
l
c
o
r
n

Alcorn

Page 9

Average RPI Win: 233	WON-LOST	WINNING	LAST 10	STRENGTH OF	OPP. STRENGTH	TEAM	ADJ.	CONF.	ADJ CONF.
Average RPI Loss: 169	RECORD	PCT. RANK	GAMES	SCHEDULE	OF SCHEDULE	RPI	RPI	RPI	RPI
DIV. I ONLY	13- 14	182	6- 4	197	256	197	197	23	23
DIV. I NON-CONF.	3- 8	262	0- 0	109	194	231	231	25	25
TOTALS	RPI 1-25	RPI 26-50	W-L RECORDS	RPI 51-100	RPI 101-150	RPI 150+			
13- 14	0- 0	1- 1	OVERALL	1- 2	1- 3	10- 8			
8- 4	0- 0	1- 0	HOME	1- 0	1- 2	5- 2			
5- 8	0- 0	0- 1	AWAY	0- 2	0- 0	5- 5			
0- 2	0- 0	0- 0	NEUTRAL	0- 0	0- 1	0- 1			
3- 8	0- 0	1- 1	NON-CONFERENCE	0- 1	0- 3	2- 3			
2- 2	0- 0	1- 0	HOME	0- 0	0- 2	1- 0			
1- 4	0- 0	0- 1	AWAY	0- 1	0- 0	1- 2			
0- 2	0- 0	0- 0	NEUTRAL	0- 0	0- 1	0- 1			
10- 6	0- 0	0- 0	CONFERENCE	1- 1	1- 0	8- 5			
6- 2	0- 0	0- 0	HOME	1- 0	1- 0	4- 2			
4- 4	0- 0	0- 0	AWAY	0- 1	0- 0	4- 3			
0- 0	0- 0	0- 0	NEUTRAL	0- 0	0- 0	0- 0			

RPI 1-25			RPI 26-50			RPI 51-100			RPI 101+			Team's RPI: 197		
RPI	S	Opponent	Score	RPI	S	Opponent	Score	RPI	S	Opponent	Score			
40	A	Michigan	33 82	46	H	George Washington	66 61	75	A	Bucknell	67 73	126	H Navy	50 48
								75	H	Bucknell	59 47	131	H Delaware	55 56
								77	A	Penn St.	65 70	138	N VCU	62 68
												147	H William & Mary	34 48
												152	A Army West Point	51 53
												152	H Army West Point	57 68
												169	A La Salle	59 63
												179	A Hofstra	67 72
												208	H UMBC	70 53
												243	A Boston U.	62 71
												243	H Boston U.	73 62
												248	A Colgate	73 62
												248	H Colgate	68 57
												263	N Georgia St.	58 59
												277	A Loyola Maryland	60 45
												297	A Holy Cross	46 51
												297	H Holy Cross	60 61
												306	A Lehigh	70 58
												306	H Lehigh	68 51
												311	A Youngstown St.	77 64
												318	A Lafayette	76 52
												318	H Lafayette	75 45
LAST 12 Division I GAMES:														
126	H	Navy	50 48	75	H	Bucknell	59 47							
297	A	Holy Cross	46 51	248	A	Colgate	73 62							
318	H	Lafayette	75 45	297	H	Holy Cross	60 61							
152	H	Army West Point	57 68	318	A	Lafayette	76 52							
243	A	Boston U.	62 71	152	A	Army West Point	51 53							
306	A	Lehigh	70 58	243	H	Boston U.	73 62							

Non-Div I Games:

American

■ Loss,
 ■ Non-Conf,
 ■ S Site,
 ■ Home
 ■ A Away
 N Neutral

Average RPI Win:	258	WON-LOST	WINNING	LAST 10	STRENGTH OF	OPP. STRENGTH	TEAM	ADJ.	CONF.	ADJ CONF.
Average RPI Loss:	139	RECORD	PCT. RANK	GAMES	SCHEDULE	OF SCHEDULE	RPI	RPI	RPI	RPI
DIV. I ONLY	10- 17	243	2- 8	147	240	212	212	21	21	
DIV. I NON-CONF.	5- 6	186	0- 0	146	236	167	167	19	19	
TOTALS	RPI 1-25	RPI 26-50	W-L RECORDS	RPI 51-100	RPI 101-150	RPI 150+				
10- 17	0- 2	0- 0	OVERALL	0- 5	0- 3	10- 7				
4- 7	0- 0	0- 0	HOME	0- 2	0- 2	4- 3				
5- 10	0- 2	0- 0	AWAY	0- 3	0- 1	5- 4				
1- 0	0- 0	0- 0	NEUTRAL	0- 0	0- 0	1- 0				
5- 6	0- 2	0- 0	NON-CONFERENCE	0- 1	0- 1	5- 2				
2- 2	0- 0	0- 0	HOME	0- 0	0- 1	2- 1				
2- 4	0- 2	0- 0	AWAY	0- 1	0- 0	2- 1				
1- 0	0- 0	0- 0	NEUTRAL	0- 0	0- 0	1- 0				
5- 11	0- 0	0- 0	CONFERENCE	0- 4	0- 2	5- 5				
2- 5	0- 0	0- 0	HOME	0- 2	0- 1	2- 2				
3- 6	0- 0	0- 0	AWAY	0- 2	0- 1	3- 3				
0- 0	0- 0	0- 0	NEUTRAL	0- 0	0- 0	0- 0				

RPI 1-25				RPI 26-50				RPI 51-100				RPI 101+ Team's RPI: 212			
RPI	S	Opponent	Score	RPI	S	Opponent	Score	RPI	S	Opponent	Score	RPI	S	Opponent	Score
19	A	DePaul	58 99					51	A	Little Rock	55 67	107	A	Troy	77 86
23	A	Tennessee	66 92					51	H	Little Rock	69 77	134	H	Radford	54 57
								52	A	Georgia Tech	52 81	149	H	Louisiana	58 68
								94	A	UT Arlington	63 74	168	A	Texas St.	66 64
								94	H	UT Arlington	62 73	168	H	Texas St.	37 53
												193	H	Col. of Charleston	62 65
												199	A	ETSU	71 68
												224	A	Richmond	46 55
												226	A	Ga. Southern	50 53
												226	H	Ga. Southern	73 48
												234	A	Liberty	66 57
												246	A	South Ala.	41 54
												254	H	UNC Asheville	81 51
												263	A	Georgia St.	67 63
												263	H	Georgia St.	55 59
												273	A	Coastal Caro.	55 60
												285	H	N.C. A&T	71 58
												312	N	Gardner-Webb	72 67
												321	A	Arkansas St.	81 72
												321	H	Arkansas St.	76 50
LAST 12 Division I GAMES:															
149	H	Louisiana	58 68	51	A	Little Rock	55 67								
246	A	South Ala.	41 54	94	H	UT Arlington	62 73								
107	A	Troy	77 86	168	H	Texas St.	37 53								
263	H	Georgia St.	55 59	226	A	Ga. Southern	50 53								
226	H	Ga. Southern	73 48	263	A	Georgia St.	67 63								
321	A	Arkansas St.	81 72	273	A	Coastal Caro.	55 60								

Non-Div I Games:

Appalachian St.

■ Loss,
 ■ Non-Conf, S Site,
 ■ Home
 ■ Away
 N Neutral

Average RPI Win:	189	WON-LOST	WINNING	LAST 10	STRENGTH OF	OPP. STRENGTH	TEAM	ADJ.	CONF.	ADJ CONF.
Average RPI Loss:	52	RECORD	PCT. RANK	GAMES	SCHEDULE	OF SCHEDULE	RPI	RPI	RPI	RPI
DIV. I ONLY	13- 14	182	2- 8	65	44	116	116	1	1	
DIV. I NON-CONF.	9- 2	37	0- 0	307	307	131	131	1	1	
TOTALS	RPI 1-25	RPI 26-50	W-L RECORDS	RPI 51-100	RPI 101-150	RPI 150+				
13- 14	0- 6	1- 2	OVERALL	1- 4	2- 0	9- 2				
8- 6	0- 3	1- 1	HOME	0- 1	1- 0	6- 1				
5- 8	0- 3	0- 1	AWAY	1- 3	1- 0	3- 1				
0- 0	0- 0	0- 0	NEUTRAL	0- 0	0- 0	0- 0				
9- 2	0- 0	0- 0	NON-CONFERENCE	0- 0	0- 0	9- 2				
6- 1	0- 0	0- 0	HOME	0- 0	0- 0	6- 1				
3- 1	0- 0	0- 0	AWAY	0- 0	0- 0	3- 1				
0- 0	0- 0	0- 0	NEUTRAL	0- 0	0- 0	0- 0				
4- 12	0- 6	1- 2	CONFERENCE	1- 4	2- 0	0- 0				
2- 5	0- 3	1- 1	HOME	0- 1	1- 0	0- 0				
2- 7	0- 3	0- 1	AWAY	1- 3	1- 0	0- 0				
0- 0	0- 0	0- 0	NEUTRAL	0- 0	0- 0	0- 0				

RPI	S	Opponent	Score	RPI	S	Opponent	Score	RPI	S	Opponent	Score	RPI	S	Opponent	Score	Team's RPI: 116
6	H	Oregon St.	57 65	28	A	Arizona St.	54 67	64	A	Southern California	54 58	104	A	Washington St.	70 62	
7	A	Washington	55 91	28	H	Arizona St.	62 58	66	A	California	60 71	104	H	Washington St.	56 55	
7	H	Washington	73 90	30	H	Oregon	65 79	66	H	California	64 74	160	A	New Mexico St.	74 63	
9	A	Stanford	46 73					69	A	Utah	81 70	166	A	Kansas	51 75	
9	H	Stanford	55 77					72	A	Colorado	56 65	183	H	Utah St.	61 57	
12	A	UCLA	49 69									186	A	George Mason	81 70	
												187	H	North Texas	58 62	
												213	H	Grambling	73 46	
												227	H	San Diego	76 59	
												255	H	Portland St.	75 52	
												287	A	Southern Utah	77 65	
												307	H	Alcorn	74 59	
												335	H	Fla. Atlantic	77 67	
LAST 12 Division I GAMES:																
28	A	Arizona St.	54 67	12	A	UCLA	49 69	64	A	Southern California	54 58	66	A	California	60 71	
28	H	Arizona St.	62 58	7	A	Washington	55 91	9	A	Stanford	46 73	104	H	Washington St.	56 55	
104	A	Washington St.	70 62	6	H	Oregon St.	57 65	7	H	Washington	73 90					
7	A	Washington	55 91	30	H	Oregon	65 79									

Non-Div I Games:

Arizona

Average RPI Win:	121	WON-LOST	WINNING	LAST 10	STRENGTH OF	OPP. STRENGTH	TEAM	ADJ.	CONF.	ADJ CONF.
Average RPI Loss:	29	RECORD	PCT. RANK	GAMES	SCHEDULE	OF SCHEDULE	RPI	RPI	RPI	RPI
DIV. I ONLY	17- 10	104	4- 6	21	5	28	28	1	1	
DIV. I NON-CONF.	9- 2	37	0- 0	88	48	29	29	1	1	
TOTALS	RPI 1-25	RPI 26-50	W-L RECORDS	RPI 51-100	RPI 101-150	RPI 150+				
17- 10	1- 7	1- 1	OVERALL	7- 1	4- 1	4- 0				
10- 3	0- 3	1- 0	HOME	2- 0	3- 0	4- 0				
6- 6	1- 3	0- 1	AWAY	4- 1	1- 1	0- 0				
1- 1	0- 1	0- 0	NEUTRAL	1- 0	0- 0	0- 0				
9- 2	1- 1	0- 1	NON-CONFERENCE	3- 0	1- 0	4- 0				
6- 0	0- 0	0- 0	HOME	1- 0	1- 0	4- 0				
2- 1	1- 0	0- 1	AWAY	1- 0	0- 0	0- 0				
1- 1	0- 1	0- 0	NEUTRAL	1- 0	0- 0	0- 0				
8- 8	0- 6	1- 0	CONFERENCE	4- 1	3- 1	0- 0				
4- 3	0- 3	1- 0	HOME	1- 0	2- 0	0- 0				
4- 5	0- 3	0- 0	AWAY	3- 1	1- 1	0- 0				
0- 0	0- 0	0- 0	NEUTRAL	0- 0	0- 0	0- 0				

RPI 1-25				RPI 26-50				RPI 51-100				RPI 101+			
RPI	S	Opponent	Score	RPI	S	Opponent	Score	RPI	S	Opponent	Score	RPI	S	Opponent	Score
6	H	Oregon St.	45 54	30	H	Oregon	68 63	64	A	Southern California	50 65	104	A	Washington St.	61 58
7	A	Washington	57 70	41	A	Marquette	63 75	66	A	California	54 45	104	H	Washington St.	68 49
7	H	Washington	54 65					66	H	California	72 62	116	A	Arizona	58 62
9	A	Stanford	56 66					69	A	Utah	66 44	116	H	Arizona	67 54
9	H	Stanford	57 64					70	N	St. John's (NY)	54 41	148	H	Oral Roberts	79 52
12	A	UCLA	60 69					72	A	Colorado	71 52	196	H	San Jose St.	82 37
14	A	Kentucky	73 71					76	A	Middle Tenn.	69 48	243	H	Boston U.	71 42
21	N	Maryland	42 83					84	H	Florida	69 63	297	H	Holy Cross	63 33
												308	H	Illinois St.	76 40
LAST 12 Division I GAMES:															
116	H	Arizona	67 54	64	A	Southern California	50 65								
116	A	Arizona	58 62	12	A	UCLA	60 69								
7	A	Washington	57 70	9	A	Stanford	56 66								
104	A	Washington St.	61 58	66	A	California	54 45								
30	H	Oregon	68 63	7	H	Washington	54 65								
6	H	Oregon St.	45 54	104	H	Washington St.	68 49								

Non-Div I Games:

Arizona St.

Average RPI Win:	284	WON-LOST	WINNING	LAST 10	STRENGTH OF	OPP. STRENGTH	TEAM	ADJ.	CONF.	ADJ CONF.
Average RPI Loss:	194	RECORD	PCT. RANK	GAMES	SCHEDULE	OF SCHEDULE	RPI	RPI	RPI	RPI
DIV. I ONLY	10- 14	224	8- 2	291	333	252	252	30	30	
DIV. I NON-CONF.	1- 8	314	0- 0	104	210	274	274	30	30	
TOTALS	RPI 1-25	RPI 26-50	W-L RECORDS	RPI 51-100	RPI 101-150	RPI 150+				
10- 14	0- 1	0- 1	OVERALL	0- 0	0- 2	10- 10				
5- 3	0- 0	0- 0	HOME	0- 0	0- 0	5- 3				
4- 10	0- 1	0- 1	AWAY	0- 0	0- 2	4- 6				
1- 1	0- 0	0- 0	NEUTRAL	0- 0	0- 0	1- 1				
1- 8	0- 1	0- 1	NON-CONFERENCE	0- 0	0- 2	1- 4				
0- 1	0- 0	0- 0	HOME	0- 0	0- 0	0- 1				
0- 6	0- 1	0- 1	AWAY	0- 0	0- 2	0- 2				
1- 1	0- 0	0- 0	NEUTRAL	0- 0	0- 0	1- 1				
9- 6	0- 0	0- 0	CONFERENCE	0- 0	0- 0	9- 6				
5- 2	0- 0	0- 0	HOME	0- 0	0- 0	5- 2				
4- 4	0- 0	0- 0	AWAY	0- 0	0- 0	4- 4				
0- 0	0- 0	0- 0	NEUTRAL	0- 0	0- 0	0- 0				

RPI 1-25				RPI 26-50				RPI 51-100				RPI 101+ Team's RPI: 252			
RPI	S	Opponent	Score	RPI	S	Opponent	Score	RPI	S	Opponent	Score	RPI	S	Opponent	Score
6	A	Oregon St.	40 73	35	A	South Dakota St.	45 103					121	A	Ball St.	60 88
												145	A	Cincinnati	42 72
												187	A	Xavier	41 62
												195	N	Campbell	31 51
												200	A	Illinois	58 70
												213	A	Grambling	54 56
												216	A	Texas Southern	71 60
												216	H	Texas Southern	49 45
												217	A	Alabama St.	52 51
												217	H	Alabama St.	62 74
												228	A	Southern U.	50 67
												228	H	Southern U.	63 59
												269	H	Austin Peay	55 69
												282	A	Prairie View	57 62
												282	H	Prairie View	64 47
												305	H	Mississippi Val.	63 73
												307	A	Alcorn	48 70
												307	H	Alcorn	61 56
												333	N	Morgan St.	53 44
												346	A	Jackson St.	78 71
												349	A	Alabama A&M	65 55
												349	H	Alabama A&M	61 57
LAST 12 Division I GAMES:															
282	A	Prairie View	57 62	346	A	Jackson St.	78 71								
216	A	Texas Southern	71 60	213	A	Grambling	54 56								
307	H	Alcorn	61 56	282	H	Prairie View	64 47								
228	H	Southern U.	63 59	216	H	Texas Southern	49 45								
349	A	Alabama A&M	65 55	307	A	Alcorn	48 70								
217	A	Alabama St.	52 51	228	A	Southern U.	50 67								

Non-Div I Games: Philander Smith 88 65 Tougaloo 71 60

Ark.-Pine Bluff

■ Loss,
 ■ Non-Conf,
 ■ S Site,
 ■ Home
 ■ A Away
 N Neutral

Arkansas

Through Games Of Feb. 23, 2017

Average RPI Win:	195	WON-LOST	WINNING	LAST 10	STRENGTH OF	OPP. STRENGTH	TEAM	ADJ.	CONF.	ADJ CONF.
Average RPI Loss:	58	RECORD	PCT. RANK	GAMES	SCHEDULE	OF SCHEDULE	RPI	RPI	RPI	RPI
DIV. I ONLY	13- 15	191	1- 9	82	53	153	153	2	2	
DIV. I NON-CONF.	11- 2	23	0- 0	294	249	100	100	2	2	
<hr/>										
TOTALS	RPI 1-25	RPI 26-50	W-L RECORDS	RPI 51-100	RPI 101-150	RPI 150+				
13- 15	0- 7	0- 2	OVERALL	2- 3	4- 2	7- 1				
9- 7	0- 4	0- 1	HOME	2- 1	2- 1	5- 0				
2- 8	0- 3	0- 1	AWAY	0- 2	1- 1	1- 1				
2- 0	0- 0	0- 0	NEUTRAL	0- 0	1- 0	1- 0				
11- 2	0- 0	0- 0	NON-CONFERENCE	1- 0	3- 1	7- 1				
8- 1	0- 0	0- 0	HOME	1- 0	2- 1	5- 0				
1- 1	0- 0	0- 0	AWAY	0- 0	0- 0	1- 1				
2- 0	0- 0	0- 0	NEUTRAL	0- 0	1- 0	1- 0				
2- 13	0- 7	0- 2	CONFERENCE	1- 3	1- 1	0- 0				
1- 6	0- 4	0- 1	HOME	1- 1	0- 0	0- 0				
1- 7	0- 3	0- 1	AWAY	0- 2	1- 1	0- 0				
0- 0	0- 0	0- 0	NEUTRAL	0- 0	0- 0	0- 0				

RPI 1-25				RPI 26-50				RPI 51-100				RPI 101+ Team's RPI: 153			
RPI	S	Opponent	Score	RPI	S	Opponent	Score	RPI	S	Opponent	Score	RPI	S	Opponent	Score
3	H	Mississippi St.	51 59	33	A	LSU	46 53	63	H	South Dakota	70 67	105	H	Texas Tech	66 60
4	H	South Carolina	49 79	33	H	LSU	52 53	83	H	Georgia	66 69	118	H	Stetson	79 62
14	H	Kentucky	62 69					84	A	Florida	53 57	120	A	Ole Miss	64 73
22	A	Missouri	56 67					91	A	Vanderbilt	64 66	126	N	Navy	70 67
22	H	Missouri	46 60					91	H	Vanderbilt	59 56	127	A	Alabama	68 50
23	A	Tennessee	46 59									148	H	Oral Roberts	60 70
25	A	Texas A&M	65 90									161	A	Missouri St.	62 64
												162	A	Tulsa	57 50
												167	N	Memphis	91 61
												250	H	Butler	68 50
												314	H	Northwestern St.	65 36
												331	H	La.-Monroe	92 46
												339	H	Houston Baptist	101 40
												340	H	Sam Houston St.	71 39
<hr/>															
LAST 12 Division I GAMES:															
91	A	Vanderbilt	64 66	83	H	Georgia	66 69								
23	A	Tennessee	46 59	33	A	LSU	46 53								
14	H	Kentucky	62 69	22	H	Missouri	46 60								
22	A	Missouri	56 67	91	H	Vanderbilt	59 56								
84	A	Florida	53 57	127	A	Alabama	68 50								
4	H	South Carolina	49 79	25	A	Texas A&M	65 90								

Non-Div I Games:

Arkansas

■ Loss,
 ■ Non-Conf, S Site,
 ■ Home
 ■ Away
 N Neutral

Average RPI Win:	258	WON-LOST	WINNING	LAST 10	STRENGTH OF	OPP. STRENGTH	TEAM	ADJ.	CONF.	ADJ CONF.
Average RPI Loss:	160	RECORD	PCT. RANK	GAMES	SCHEDULE	OF SCHEDULE	RPI	RPI	RPI	RPI
DIV. I ONLY	6- 21	309	3- 7	262	158	321	321	21	21	
DIV. I NON-CONF.	2- 10	305	0- 0	272	61	317	317	19	19	
TOTALS	RPI 1-25	RPI 26-50	W-L RECORDS	RPI 51-100	RPI 101-150	RPI 150+				
6- 21	0- 0	0- 1	OVERALL	0- 7	0- 3	6- 10				
5- 6	0- 0	0- 1	HOME	0- 2	0- 2	5- 1				
0- 13	0- 0	0- 0	AWAY	0- 4	0- 1	0- 8				
1- 2	0- 0	0- 0	NEUTRAL	0- 1	0- 0	1- 1				
2- 10	0- 0	0- 1	NON-CONFERENCE	0- 4	0- 0	2- 5				
1- 2	0- 0	0- 1	HOME	0- 1	0- 0	1- 0				
0- 6	0- 0	0- 0	AWAY	0- 2	0- 0	0- 4				
1- 2	0- 0	0- 0	NEUTRAL	0- 1	0- 0	1- 1				
4- 11	0- 0	0- 0	CONFERENCE	0- 3	0- 3	4- 5				
4- 4	0- 0	0- 0	HOME	0- 1	0- 2	4- 1				
0- 7	0- 0	0- 0	AWAY	0- 2	0- 1	0- 4				
0- 0	0- 0	0- 0	NEUTRAL	0- 0	0- 0	0- 0				

RPI S	Opponent	Score	RPI S	Opponent	Score	RPI S	Opponent	Score	RPI S	Opponent	Score	Team's RPI: 321
			32 H	South Fla.	59 78	51 A	Little Rock	59 73	107 H	Troy	75 83	
						51 H	Little Rock	35 60	149 A	Louisiana	60 72	
						62 A	Iowa St.	53 105	149 H	Louisiana	72 80	
						66 N	California	55 80	162 H	Tulsa	83 80	
						67 A	Oklahoma St.	34 76	168 A	Texas St.	43 63	
						84 H	Florida	60 71	198 A	Wichita St.	51 69	
						94 A	UT Arlington	58 69	212 A	Appalachian St.	50 76	
									212 H	Appalachian St.	72 81	
									241 A	UT Martin	63 68	
									246 H	South Ala.	56 53	
									256 A	Tennessee St.	66 76	
									263 H	Georgia St.	59 57	
									269 A	Austin Peay	55 62	
									273 A	Coastal Caro.	55 57	
									273 H	Coastal Caro.	60 52	
									275 N	Kennesaw St.	70 67	
									295 N	Northern Ky.	78 83	
									331 A	La.-Monroe	51 59	
									331 H	La.-Monroe	71 56	
LAST 12 Division I GAMES:												
263 H	Georgia St.	59 57	331 A	La.-Monroe	51 59							
51 H	Little Rock	35 60	149 A	Louisiana	60 72							
94 A	UT Arlington	58 69	107 H	Troy	75 83							
168 A	Texas St.	43 63	246 H	South Ala.	56 53							
212 H	Appalachian St.	72 81	51 A	Little Rock	59 73							
273 H	Coastal Caro.	60 52	273 A	Coastal Caro.	55 57							

Non-Div I Games:

Arkansas St.

■ Loss,
 ■ Non-Conf,
 S Site,
 ■ Home
 ■ Away
 N Neutral

Average RPI Win:	269	WON-LOST	WINNING	LAST 10	STRENGTH OF	OPP. STRENGTH	TEAM	ADJ.	CONF.	ADJ CONF.
Average RPI Loss:	127	RECORD	PCT. RANK	GAMES	SCHEDULE	OF SCHEDULE	RPI	RPI	RPI	RPI
DIV. I ONLY	19- 7	58	7- 3	325	257	152	152	23	23	
DIV. I NON-CONF.	8- 2	49	0- 0	342	273	160	160	25	25	
TOTALS	RPI 1-25	RPI 26-50	W-L RECORDS	RPI 51-100	RPI 101-150	RPI 150+				
19- 7	0- 0	0- 0	OVERALL	0- 3	2- 3	17- 1				
10- 2	0- 0	0- 0	HOME	0- 1	1- 1	9- 0				
9- 5	0- 0	0- 0	AWAY	0- 2	1- 2	8- 1				
0- 0	0- 0	0- 0	NEUTRAL	0- 0	0- 0	0- 0				
8- 2	0- 0	0- 0	NON-CONFERENCE	0- 1	2- 1	6- 0				
5- 0	0- 0	0- 0	HOME	0- 0	1- 0	4- 0				
3- 2	0- 0	0- 0	AWAY	0- 1	1- 1	2- 0				
0- 0	0- 0	0- 0	NEUTRAL	0- 0	0- 0	0- 0				
11- 5	0- 0	0- 0	CONFERENCE	0- 2	0- 2	11- 1				
5- 2	0- 0	0- 0	HOME	0- 1	0- 1	5- 0				
6- 3	0- 0	0- 0	AWAY	0- 1	0- 1	6- 1				
0- 0	0- 0	0- 0	NEUTRAL	0- 0	0- 0	0- 0				

RPI 1-25				RPI 26-50				RPI 51-100				RPI 101+ Team's RPI: 152					
RPI	S	Opponent	Score	RPI	S	Opponent	Score	RPI	S	Opponent	Score	RPI	S	Opponent	Score		
								75	A	Bucknell	62	68	126	A	Navy	62	67
								75	H	Bucknell	56	60	126	H	Navy	58	63
								78	A	Minnesota	52	70	131	A	Delaware	61	47
													133	A	Albany (NY)	59	65
													137	H	Yale	59	55
													197	A	American	68	57
													197	H	American	53	51
													235	A	Dartmouth	68	60
													243	A	Boston U.	64	52
													248	A	Colgate	76	69
													248	H	Colgate	57	47
													277	A	Loyola Maryland	62	71
													277	H	Loyola Maryland	67	48
													297	A	Holy Cross	67	59
													297	H	Holy Cross	60	41
													306	A	Lehigh	75	71
													318	A	Lafayette	63	55
													318	H	Lafayette	76	73
													322	H	Air Force	75	47
													326	H	St. Francis Brooklyn	69	46
													332	A	LIU Brooklyn	68	47
													338	H	Wagner	85	40
													344	H	Fairleigh Dickinson	86	58
LAST 12 Division I GAMES:																	
243	A	Boston U.	64	52	318	A	Lafayette	63	55								
126	A	Navy	62	67	75	A	Bucknell	62	68								
297	H	Holy Cross	60	41	126	H	Navy	58	63								
197	A	American	68	57	297	A	Holy Cross	67	59								
248	H	Colgate	57	47	197	H	American	53	51								
277	H	Loyola Maryland	67	48	248	A	Colgate	76	69								

Non-Div I Games: Mercy 90 48

Army West Point

■ Loss,
 ■ Non-Conf,
 ■ S Site,
 ■ Home
 ■ A Away
 N Neutral

Average RPI Win: 124		WON-LOST	WINNING	LAST 10	STRENGTH OF	OPP. STRENGTH	TEAM	ADJ.	CONF.	ADJ CONF.
Average RPI Loss: 48		RECORD	PCT. RANK	GAMES	SCHEDULE	OF SCHEDULE	RPI	RPI	RPI	RPI
DIV. I ONLY		16- 13	148	2- 8	8	42	43	43	2	2
DIV. I NON-CONF.		10- 4	80	0- 0	32	96	36	36	2	2
TOTALS		RPI 1-25	RPI 26-50	W-L RECORDS	RPI 51-100	RPI 101-150	RPI 150+			
16- 13	1- 7		3- 0	OVERALL	3- 4	4- 2	5- 0			
7- 6	1- 3		2- 0	HOME	1- 2	2- 1	1- 0			
6- 6	0- 4		0- 0	AWAY	2- 1	1- 1	3- 0			
3- 1	0- 0		1- 0	NEUTRAL	0- 1	1- 0	1- 0			
10- 4	0- 1		2- 0	NON-CONFERENCE	1- 3	2- 0	5- 0			
4- 1	0- 0		1- 0	HOME	1- 1	1- 0	1- 0			
3- 2	0- 1		0- 0	AWAY	0- 1	0- 0	3- 0			
3- 1	0- 0		1- 0	NEUTRAL	0- 1	1- 0	1- 0			
6- 9	1- 6		1- 0	CONFERENCE	2- 1	2- 2	0- 0			
3- 5	1- 3		1- 0	HOME	0- 1	1- 1	0- 0			
3- 4	0- 3		0- 0	AWAY	2- 0	1- 1	0- 0			
0- 0	0- 0		0- 0	NEUTRAL	0- 0	0- 0	0- 0			

RPI 1-25				RPI 26-50				Team's RPI: 43				RPI 51-100				RPI 101+			
RPI	S	Opponent	Score	RPI	S	Opponent	Score	RPI	S	Opponent	Score	RPI	S	Opponent	Score	RPI	S	Opponent	Score
3	H	Mississippi St.	47 77	33	H	LSU	54 49	54	A	Tulane	59 61	107	H	Troy	61 52				
4	A	South Carolina	41 60	34	N	Drake	85 80	57	N	West Virginia	52 56	120	A	Ole Miss	59 63				
4	H	South Carolina	47 73	45	H	Indiana	71 67	83	H	Georgia	51 57	120	H	Ole Miss	83 60				
14	H	Kentucky	60 64					84	A	Florida	82 75	121	N	Ball St.	54 40				
17	A	Kansas St.	66 71					90	H	Virginia Tech	87 92	127	A	Alabama	66 55				
22	A	Missouri	53 68					91	A	Vanderbilt	64 59	127	H	Alabama	61 63				
23	H	Tennessee	79 61					93	H	Jacksonville	53 41	154	A	East Carolina	61 52				
25	A	Texas A&M	61 66									157	A	Louisiana Tech	76 66				
												223	N	Marist	52 51				
												284	H	Savannah St.	75 46				
												285	A	N.C. A&T	68 36				
LAST 12 Division I GAMES:																			
				33	H	LSU	54 49	3	H	Mississippi St.	47 77								
				127	H	Alabama	61 63	127	A	Alabama	66 55								
				120	A	Ole Miss	59 63	22	A	Missouri	53 68								
				83	H	Georgia	51 57	14	H	Kentucky	60 64								
				4	A	South Carolina	41 60	23	H	Tennessee	79 61								
				25	A	Texas A&M	61 66	91	A	Vanderbilt	64 59								

Non-Div I Games:

Auburn

Loss, Non-Conf, S Site, H Home A Away N Neutral

Average RPI Win:	258	WON-LOST	WINNING	LAST 10	STRENGTH OF	OPP. STRENGTH	TEAM	ADJ.	CONF.	ADJ CONF.
Average RPI Loss:	190	RECORD	PCT. RANK	GAMES	SCHEDULE	OF SCHEDULE	RPI	RPI	RPI	RPI
DIV. I ONLY	11- 15	214	5- 5	288	263	269	269	26	26	
DIV. I NON-CONF.	4- 7	224	0- 0	244	216	265	265	26	26	
TOTALS	RPI 1-25	RPI 26-50	W-L RECORDS	RPI 51-100	RPI 101-150	RPI 150+				
11- 15	0- 0	0- 1	OVERALL	0- 2	0- 2	11- 10				
8- 5	0- 0	0- 1	HOME	0- 1	0- 0	8- 3				
3- 9	0- 0	0- 0	AWAY	0- 1	0- 2	3- 6				
0- 1	0- 0	0- 0	NEUTRAL	0- 0	0- 0	0- 1				
4- 7	0- 0	0- 1	NON-CONFERENCE	0- 1	0- 2	4- 3				
3- 2	0- 0	0- 1	HOME	0- 0	0- 0	3- 1				
1- 4	0- 0	0- 0	AWAY	0- 1	0- 2	1- 1				
0- 1	0- 0	0- 0	NEUTRAL	0- 0	0- 0	0- 1				
7- 8	0- 0	0- 0	CONFERENCE	0- 1	0- 0	7- 7				
5- 3	0- 0	0- 0	HOME	0- 1	0- 0	5- 2				
2- 5	0- 0	0- 0	AWAY	0- 0	0- 0	2- 5				
0- 0	0- 0	0- 0	NEUTRAL	0- 0	0- 0	0- 0				

RPI 1-25				RPI 26-50				RPI 51-100				RPI 101+				Team's RPI: 269	
RPI	S	Opponent	Score	RPI	S	Opponent	Score	RPI	S	Opponent	Score	RPI	S	Opponent	Score		
				50	H	Western Ky.	65 85	59	H	Belmont	71 80	106	A	UCF	43 61		
								76	A	Middle Tenn.	51 82	120	A	Ole Miss	38 66		
												171	H	Morehead St.	71 81		
												199	H	ETSU	77 74		
												202	A	SIUE	69 76		
												202	H	SIUE	85 62		
												230	H	Miami (OH)	58 73		
												232	N	St. Bonaventure	57 58		
												241	A	UT Martin	80 83		
												241	H	UT Martin	85 60		
												249	A	Jacksonville St.	45 65		
												252	A	Ark.-Pine Bluff	69 55		
												256	H	Tennessee St.	79 63		
												260	A	Evansville	54 68		
												261	A	Murray St.	62 67		
												261	H	Murray St.	75 63		
												265	H	Southeast Mo. St.	84 74		
												267	A	Tennessee Tech	87 84		
												275	H	Kennesaw St.	68 49		
												294	A	Eastern Ill.	69 59		
												294	H	Eastern Ill.	73 78		
												302	A	Eastern Ky.	71 80		
												321	H	Arkansas St.	62 55		
LAST 12 Division I GAMES:																	
				241	H	UT Martin	85 60	265	H	Southeast Mo. St.	84 74						
				294	H	Eastern Ill.	73 78	241	A	UT Martin	80 83						
				202	A	SIUE	69 76	261	H	Murray St.	75 63						
				261	A	Murray St.	62 67	294	A	Eastern Ill.	69 59						
				256	H	Tennessee St.	79 63	202	H	SIUE	85 62						
				302	A	Eastern Ky.	71 80	249	A	Jacksonville St.	45 65						

Non-Div I Games: Trevecca Nazarene 69 51 Christian Bros. 76 57

Austin Peay

Loss, Non-Conf, S Site, H Home A Away N Neutral

Average RPI Win:	210	WON-LOST	WINNING	LAST 10	STRENGTH OF	OPP. STRENGTH	TEAM	ADJ.	CONF.	ADJ CONF.
Average RPI Loss:	88	RECORD	PCT. RANK	GAMES	SCHEDULE	OF SCHEDULE	RPI	RPI	RPI	RPI
DIV. I ONLY	18- 10	97	7- 3	163	96	96	96	15	15	
DIV. I NON-CONF.	6- 5	148	0- 0	50	13	79	79	13	13	
TOTALS	RPI 1-25	RPI 26-50	W-L RECORDS	RPI 51-100	RPI 101-150	RPI 150+				
18- 10	0- 3	0- 0	OVERALL	2- 3	2- 2	14- 2				
9- 2	0- 2	0- 0	HOME	0- 0	2- 0	7- 0				
6- 7	0- 0	0- 0	AWAY	0- 3	0- 2	6- 2				
3- 1	0- 1	0- 0	NEUTRAL	2- 0	0- 0	1- 0				
6- 5	0- 3	0- 0	NON-CONFERENCE	2- 2	0- 0	4- 0				
1- 2	0- 2	0- 0	HOME	0- 0	0- 0	1- 0				
2- 2	0- 0	0- 0	AWAY	0- 2	0- 0	2- 0				
3- 1	0- 1	0- 0	NEUTRAL	2- 0	0- 0	1- 0				
12- 5	0- 0	0- 0	CONFERENCE	0- 1	2- 2	10- 2				
8- 0	0- 0	0- 0	HOME	0- 0	2- 0	6- 0				
4- 5	0- 0	0- 0	AWAY	0- 1	0- 2	4- 2				
0- 0	0- 0	0- 0	NEUTRAL	0- 0	0- 0	0- 0				

RPI S	Opponent	Score	RPI S	Opponent	Score	RPI S	Opponent	Score	RPI S	Opponent	Score
6 N	Oregon St.	56 65				69 A	Utah	60 77	132 A	St. Mary's (CA)	58 64
7 H	Washington	70 82				74 A	Gonzaga	52 87	132 H	St. Mary's (CA)	70 65
15 H	Oklahoma	61 68				83 A	Georgia	51 81	141 A	San Francisco	63 70
						95 N	UNLV	63 54	141 H	San Francisco	73 61
						100 N	Saint Joseph's	71 56	151 A	Santa Clara	63 64
									151 H	Santa Clara	72 66
									162 N	Tulsa	71 56
									183 A	Utah St.	60 40
									204 A	Loyola Marymount	74 77
									204 H	Loyola Marymount	76 59
									220 H	Weber St.	73 64
									227 A	San Diego	65 47
									227 H	San Diego	81 63
									238 A	Pacific	68 55
									238 H	Pacific	68 50
									262 A	Portland	77 38
									262 H	Portland	73 60
									304 A	Pepperdine	73 47
									304 H	Pepperdine	88 49
									328 A	Utah Valley	68 50
LAST 12 Division I GAMES:											
262 H	Portland	73 60	74 A	Gonzaga	52 87						
132 A	St. Mary's (CA)	58 64	204 A	Loyola Marymount	74 77						
227 A	San Diego	65 47	151 H	Santa Clara	72 66						
141 H	San Francisco	73 61	238 H	Pacific	68 50						
304 H	Pepperdine	88 49	304 A	Pepperdine	73 47						
262 A	Portland	77 38	227 H	San Diego	81 63						

Non-Div I Games:

BYU

■ Loss,
■ Non-Conf,
■ S Site,
■ H Home
■ A Away
N Neutral

Average RPI Win:	210	WON-LOST	WINNING	LAST 10	STRENGTH OF	OPP. STRENGTH	TEAM	ADJ.	CONF.	ADJ CONF.
Average RPI Loss:	98	RECORD	PCT. RANK	GAMES	SCHEDULE	OF SCHEDULE	RPI	RPI	RPI	RPI
DIV. I ONLY	18- 8	70	8- 2	217	113	121	121	10	10	
DIV. I NON-CONF.	6- 5	148	0- 0	325	90	237	237	12	12	
TOTALS	RPI 1-25	RPI 26-50	W-L RECORDS	RPI 51-100	RPI 101-150	RPI 150+				
18- 8	0- 0	0- 4	OVERALL	3- 2	1- 0	14- 2				
8- 4	0- 0	0- 1	HOME	0- 2	1- 0	7- 1				
9- 2	0- 0	0- 2	AWAY	3- 0	0- 0	6- 0				
1- 2	0- 0	0- 1	NEUTRAL	0- 0	0- 0	1- 1				
6- 5	0- 0	0- 2	NON-CONFERENCE	0- 1	0- 0	6- 2				
3- 2	0- 0	0- 0	HOME	0- 1	0- 0	3- 1				
2- 1	0- 0	0- 1	AWAY	0- 0	0- 0	2- 0				
1- 2	0- 0	0- 1	NEUTRAL	0- 0	0- 0	1- 1				
12- 3	0- 0	0- 2	CONFERENCE	3- 1	1- 0	8- 0				
5- 2	0- 0	0- 1	HOME	0- 1	1- 0	4- 0				
7- 1	0- 0	0- 1	AWAY	3- 0	0- 0	4- 0				
0- 0	0- 0	0- 0	NEUTRAL	0- 0	0- 0	0- 0				

RPI S	Opponent	Score	RPI S	Opponent	Score	RPI S	Opponent	Score	RPI S	Opponent	Score	Team's RPI: 121
36	A Central Mich.	92 101	43	N Auburn	40 54	65	A Buffalo	89 75	103	H Kent St.	71 47	
49	H Ohio	68 72	49	H Ohio	68 72	80	A Northern Ill.	92 84	154	N East Carolina	69 82	
50	A Western Ky.	61 68	50	A Western Ky.	61 68	80	H Northern Ill.	96 101	158	A Oakland	66 59	
						82	H Purdue	42 58	184	A Western Mich.	83 72	
						89	A Toledo	51 45	184	H Western Mich.	61 56	
									230	A Miami (OH)	81 60	
									239	A Akron	90 63	
									239	H Akron	80 70	
									250	A Butler	74 50	
									252	H Ark.-Pine Bluff	88 60	
									260	H Evansville	84 49	
									270	A Bowling Green	75 53	
									270	H Bowling Green	91 70	
									285	H Eastern Mich.	78 49	
									285	N N.C. A&T	76 57	
									290	H Lipscomb	74 78	
									337	H Chicago St.	88 53	
LAST 12 Division I GAMES:												
184	A Western Mich.	83 72	80	H Northern Ill.	96 101							
80	A Northern Ill.	92 84	65	A Buffalo	89 75							
49	H Ohio	68 72	270	A Bowling Green	75 53							
270	H Bowling Green	91 70	285	H Eastern Mich.	78 49							
230	A Miami (OH)	81 60	239	H Akron	80 70							
239	A Akron	90 63	36	A Central Mich.	92 101							

Non-Div I Games: Urbana

93 49

Ball St.

■ Loss,
 ■ Non-Conf,
 ■ S Site,
 ■ Home
 ■ A Away
 N Neutral

Average RPI Win:	112	WON-LOST	WINNING	LAST 10	STRENGTH OF	OPP. STRENGTH	TEAM	ADJ.	CONF.	ADJ CONF.
Average RPI Loss:	6	RECORD	PCT. RANK	GAMES	SCHEDULE	OF SCHEDULE	RPI	RPI	RPI	RPI
DIV. I ONLY	26- 2	3	9- 1	35	7	5	5	4	4	
DIV. I NON-CONF.	11- 1	12	0- 0	75	36	7	7	3	3	
TOTALS	RPI 1-25	RPI 26-50	W-L RECORDS	RPI 51-100	RPI 101-150	RPI 150+				
26- 2	8- 2	0- 0	OVERALL	6- 0	5- 0	7- 0				
14- 1	3- 1	0- 0	HOME	3- 0	2- 0	6- 0				
9- 1	3- 1	0- 0	AWAY	3- 0	2- 0	1- 0				
3- 0	2- 0	0- 0	NEUTRAL	0- 0	1- 0	0- 0				
11- 1	4- 1	0- 0	NON-CONFERENCE	0- 0	2- 0	5- 0				
7- 0	1- 0	0- 0	HOME	0- 0	1- 0	5- 0				
1- 1	1- 1	0- 0	AWAY	0- 0	0- 0	0- 0				
3- 0	2- 0	0- 0	NEUTRAL	0- 0	1- 0	0- 0				
15- 1	4- 1	0- 0	CONFERENCE	6- 0	3- 0	2- 0				
7- 1	2- 1	0- 0	HOME	3- 0	1- 0	1- 0				
8- 0	2- 0	0- 0	AWAY	3- 0	2- 0	1- 0				
0- 0	0- 0	0- 0	NEUTRAL	0- 0	0- 0	0- 0				

RPI	S	Opponent	Score
1	A	UConn	61 72
10	A	Texas	70 67
10	H	Texas	79 85
12	H	UCLA	84 70
15	H	Oklahoma	92 58
17	A	Kansas St.	91 49
17	H	Kansas St.	87 57
19	N	DePaul	104 72
23	A	Tennessee	88 66
24	N	Ohio St.	85 68

RPI	S	Opponent	Score
57	A	West Virginia	91 56
57	H	West Virginia	79 73
62	A	Iowa St.	83 52
62	H	Iowa St.	68 42
67	A	Oklahoma St.	86 50
67	H	Oklahoma St.	89 67

RPI	S	Opponent	Score
101	H	Abilene Christian	79 34
103	N	Kent St.	84 42
105	A	Texas Tech	79 61
140	A	TCU	91 73
140	H	TCU	77 54
166	A	Kansas	92 43
166	H	Kansas	90 43
168	H	Texas St.	90 24
305	H	Mississippi Val.	101 36
327	H	Southeastern La.	109 38
336	H	Winthrop	140 32
339	H	Houston Baptist	118 43

LAST 12 Division I GAMES:

10	A	Texas	70 67	15	H	Oklahoma	92 58
67	H	Oklahoma St.	89 67	17	A	Kansas St.	91 49
140	A	TCU	91 73	57	H	West Virginia	79 73
10	H	Texas	79 85	62	H	Iowa St.	68 42
105	A	Texas Tech	79 61	166	A	Kansas	92 43
62	A	Iowa St.	83 52	140	H	TCU	77 54

Non-Div I Games:

Baylor

■ Loss,
 ■ Non-Conf, S Site,
 ■ Home
 ■ Away
 N Neutral

Average RPI Win:	239	WON-LOST	WINNING	LAST 10	STRENGTH OF	OPP. STRENGTH	TEAM	ADJ.	CONF.	ADJ CONF.
Average RPI Loss:	81	RECORD	PCT. RANK	GAMES	SCHEDULE	OF SCHEDULE	RPI	RPI	RPI	RPI
DIV. I ONLY	22- 5	18	10- 0	209	235	59	59	26	26	
DIV. I NON-CONF.	7- 5	137	0- 0	155	84	91	91	26	26	
TOTALS	RPI 1-25	RPI 26-50	W-L RECORDS	RPI 51-100	RPI 101-150	RPI 150+				
22- 5	0- 1	0- 1	OVERALL	1- 1	0- 1	21- 1				
9- 1	0- 0	0- 1	HOME	1- 0	0- 0	8- 0				
13- 3	0- 1	0- 0	AWAY	0- 1	0- 1	13- 0				
0- 1	0- 0	0- 0	NEUTRAL	0- 0	0- 0	0- 1				
7- 5	0- 1	0- 1	NON-CONFERENCE	1- 1	0- 1	6- 1				
2- 1	0- 0	0- 1	HOME	1- 0	0- 0	1- 0				
5- 3	0- 1	0- 0	AWAY	0- 1	0- 1	5- 0				
0- 1	0- 0	0- 0	NEUTRAL	0- 0	0- 0	0- 1				
15- 0	0- 0	0- 0	CONFERENCE	0- 0	0- 0	15- 0				
7- 0	0- 0	0- 0	HOME	0- 0	0- 0	7- 0				
8- 0	0- 0	0- 0	AWAY	0- 0	0- 0	8- 0				
0- 0	0- 0	0- 0	NEUTRAL	0- 0	0- 0	0- 0				

RPI 1-25				RPI 26-50				RPI 51-100 Team's RPI: 59				RPI 101+			
RPI	S	Opponent	Score	RPI	S	Opponent	Score	RPI	S	Opponent	Score	RPI	S	Opponent	Score
13	A	Louisville	50 73	31	H	Green Bay	53 62	55	H	IUPUI	78 72	107	A	Troy	74 91
								78	A	Minnesota	74 75	171	A	Morehead St.	91 59
												171	H	Morehead St.	96 76
												177	N	Fresno St.	53 62
												182	A	UAB	72 58
												202	H	SIUE	94 67
												204	A	Loyola Marymount	79 72
												218	A	Presbyterian	83 58
												231	A	Samford	73 54
												241	H	UT Martin	71 66
												249	A	Jacksonville St.	54 53
												249	H	Jacksonville St.	61 52
												256	A	Tennessee St.	70 60
												261	A	Murray St.	87 69
												265	H	Southeast Mo. St.	89 77
												267	A	Tennessee Tech	85 66
												267	H	Tennessee Tech	89 75
												269	A	Austin Peay	80 71
												290	H	Lipscomb	100 62
												294	A	Eastern Ill.	77 58
												302	A	Eastern Ky.	73 67
												302	H	Eastern Ky.	74 58
												320	A	Fort Wayne	85 59
LAST 12 Division I GAMES:															
171	H	Morehead St.	96 76	256	A	Tennessee St.	70 60								
302	A	Eastern Ky.	73 67	267	H	Tennessee Tech	89 75								
267	A	Tennessee Tech	85 66	249	A	Jacksonville St.	54 53								
249	H	Jacksonville St.	61 52	171	A	Morehead St.	91 59								
261	A	Murray St.	87 69	302	H	Eastern Ky.	74 58								
202	H	SIUE	94 67	265	H	Southeast Mo. St.	89 77								

Non-Div I Games: Trevecca Nazarene 87 56

Belmont

Loss,
Non-Conf, S Site,
H Home
A Away
N Neutral

Average RPI Win:	281	WON-LOST	WINNING	LAST 10	STRENGTH OF	OPP. STRENGTH	TEAM	ADJ.	CONF.	ADJ CONF.
Average RPI Loss:	197	RECORD	PCT. RANK	GAMES	SCHEDULE	OF SCHEDULE	RPI	RPI	RPI	RPI
DIV. I ONLY	14- 9	111	9- 1	318	341	191	191	32	32	
DIV. I NON-CONF.	2- 8	288	0- 0	235	294	305	305	31	31	
TOTALS	RPI 1-25	RPI 26-50	W-L RECORDS	RPI 51-100	RPI 101-150	RPI 150+				
14- 9	0- 0	0- 0	OVERALL	0- 1	0- 3	14- 5				
7- 1	0- 0	0- 0	HOME	0- 0	0- 0	7- 1				
6- 7	0- 0	0- 0	AWAY	0- 1	0- 3	6- 3				
1- 1	0- 0	0- 0	NEUTRAL	0- 0	0- 0	1- 1				
2- 8	0- 0	0- 0	NON-CONFERENCE	0- 1	0- 3	2- 4				
1- 0	0- 0	0- 0	HOME	0- 0	0- 0	1- 0				
0- 7	0- 0	0- 0	AWAY	0- 1	0- 3	0- 3				
1- 1	0- 0	0- 0	NEUTRAL	0- 0	0- 0	1- 1				
12- 1	0- 0	0- 0	CONFERENCE	0- 0	0- 0	12- 1				
6- 1	0- 0	0- 0	HOME	0- 0	0- 0	6- 1				
6- 0	0- 0	0- 0	AWAY	0- 0	0- 0	6- 0				
0- 0	0- 0	0- 0	NEUTRAL	0- 0	0- 0	0- 0				

RPI 1-25			RPI 26-50			RPI 51-100			RPI 101+			Team's RPI: 191
RPI	S	Opponent	Score	RPI	S	Opponent	Score	RPI	S	Opponent	Score	
						93 A Jacksonville	63 69			106 A UCF	43 70	
										115 A Clemson	38 59	
										118 A Stetson	60 63	
										192 H Hampton	66 56	
										202 N SIUE	83 78	
										228 A Southern U.	59 61	
										244 H Howard	75 54	
										247 A UMES	61 33	
										247 H UMES	56 59	
										256 N Tennessee St.	60 69	
										274 A Norfolk St.	68 58	
										274 H Norfolk St.	53 44	
										276 A Coppin St.	76 56	
										276 H Coppin St.	71 52	
										282 A Prairie View	64 66	
										284 A Savannah St.	38 31	
										299 H North Florida	52 50	
										327 A Southeastern La.	63 75	
										333 H Morgan St.	50 48	
										334 A Florida A&M	64 41	
										347 A South Carolina St.	64 34	
										348 H Delaware St.	72 58	
LAST 12 Division I GAMES:												
						274 H Norfolk St.	53 44			274 A Norfolk St.	68 58	
						192 H Hampton	66 56			247 H UMES	56 59	
						247 A UMES	61 33			334 A Florida A&M	64 41	
						276 A Coppin St.	76 56			347 A South Carolina St.	64 34	
						244 H Howard	75 54			276 H Coppin St.	71 52	
						348 H Delaware St.	72 58			333 H Morgan St.	50 48	

Non-Div I Games: Edward Waters 55 45 Flagler 76 53

Bethune-Cookman

Loss, Non-Conf, S Site, H Home A Away N Neutral

Binghamton

Through Games Of Feb. 23, 2017

Average RPI Win:	251	WON-LOST	WINNING	LAST 10	STRENGTH OF	OPP. STRENGTH	TEAM	ADJ.	CONF.	ADJ CONF.
Average RPI Loss:	142	RECORD	PCT. RANK	GAMES	SCHEDULE	OF SCHEDULE	RPI	RPI	RPI	RPI
DIV. I ONLY	11- 15	214	5- 5	150	277	207	207	22	22	
DIV. I NON-CONF.	3- 8	262	0- 0	102	306	210	210	22	22	
TOTALS	RPI 1-25	RPI 26-50	W-L RECORDS	RPI 51-100	RPI 101-150	RPI 150+				
11- 15	0- 0	0- 1	OVERALL	1- 3	1- 4	9- 7				
5- 8	0- 0	0- 0	HOME	0- 2	1- 2	4- 4				
6- 7	0- 0	0- 1	AWAY	1- 1	0- 2	5- 3				
0- 0	0- 0	0- 0	NEUTRAL	0- 0	0- 0	0- 0				
3- 8	0- 0	0- 1	NON-CONFERENCE	1- 1	0- 2	2- 4				
0- 5	0- 0	0- 0	HOME	0- 1	0- 1	0- 3				
3- 3	0- 0	0- 1	AWAY	1- 0	0- 1	2- 1				
0- 0	0- 0	0- 0	NEUTRAL	0- 0	0- 0	0- 0				
8- 7	0- 0	0- 0	CONFERENCE	0- 2	1- 2	7- 3				
5- 3	0- 0	0- 0	HOME	0- 1	1- 1	4- 1				
3- 4	0- 0	0- 0	AWAY	0- 1	0- 1	3- 2				
0- 0	0- 0	0- 0	NEUTRAL	0- 0	0- 0	0- 0				

RPI S	Opponent	Score	RPI S	Opponent	Score	RPI S	Opponent	Score	RPI S	Opponent	Score	Team's RPI: 207
49	A Ohio	55 63	75	H Bucknell	57 67	119	H Cornell	51 54	133	A Albany (NY)	63 80	
			79	A New Hampshire	69 76	133	H Albany (NY)	61 67	137	A Yale	48 57	
			79	H New Hampshire	62 70	142	H Maine	58 52	159	H Brown	72 83	
			85	A Penn	61 48	173	H Columbia	65 75	175	A Providence	58 71	
						180	A Hartford	73 76	180	H Hartford	60 59	
						194	H Sacred Heart	69 77	208	A UMBC	45 53	
						208	H UMBC	69 62	240	A Stony Brook	48 40	
						240	H Stony Brook	59 74	281	A Vermont	64 55	
						281	H Vermont	76 61	313	A NJIT	68 44	
						341	A UMass Lowell	58 48	341	H UMass Lowell	69 54	
						344	A Fairleigh Dickinson	80 69				
LAST 12 Division I GAMES:												
180	H Hartford	60 59	208	A UMBC	45 53							
240	H Stony Brook	59 74	142	H Maine	58 52							
79	A New Hampshire	69 76	180	A Hartford	73 76							
133	A Albany (NY)	63 80	240	A Stony Brook	48 40							
281	H Vermont	76 61	133	H Albany (NY)	61 67							
341	H UMass Lowell	69 54	79	H New Hampshire	62 70							

Non-Div I Games: Georgian Court 74 53 Misericordia 77 54

Binghamton

Loss, Non-Conf, S Site, H Home A Away N Neutral

Average RPI Win:	179	WON-LOST	WINNING	LAST 10	STRENGTH OF	OPP. STRENGTH	TEAM	ADJ.	CONF.	ADJ CONF.
Average RPI Loss:	146	RECORD	PCT. RANK	GAMES	SCHEDULE	OF SCHEDULE	RPI	RPI	RPI	RPI
DIV. I ONLY	17- 7	67	6- 4	121	135	73	73	13	13	
DIV. I NON-CONF.	8- 1	19	0- 0	161	80	34	34	15	15	
TOTALS	RPI 1-25	RPI 26-50	W-L RECORDS	RPI 51-100	RPI 101-150	RPI 150+				
17- 7	0- 1	1- 1	OVERALL	0- 1	7- 1	9- 3				
11- 2	0- 0	0- 1	HOME	0- 1	3- 0	8- 0				
5- 5	0- 1	1- 0	AWAY	0- 0	3- 1	1- 3				
1- 0	0- 0	0- 0	NEUTRAL	0- 0	1- 0	0- 0				
8- 1	0- 1	0- 0	NON-CONFERENCE	0- 0	4- 0	4- 0				
5- 0	0- 0	0- 0	HOME	0- 0	1- 0	4- 0				
2- 1	0- 1	0- 0	AWAY	0- 0	2- 0	0- 0				
1- 0	0- 0	0- 0	NEUTRAL	0- 0	1- 0	0- 0				
9- 6	0- 0	1- 1	CONFERENCE	0- 1	3- 1	5- 3				
6- 2	0- 0	0- 1	HOME	0- 1	2- 0	4- 0				
3- 4	0- 0	1- 0	AWAY	0- 0	1- 1	1- 3				
0- 0	0- 0	0- 0	NEUTRAL	0- 0	0- 0	0- 0				

RPI 1-25				RPI 26-50				RPI 51-100				Team's RPI: 73	RPI 101+			
RPI	S	Opponent	Score	RPI	S	Opponent	Score	RPI	S	Opponent	Score		RPI	S	Opponent	Score
7	A	Washington	66 92	47	A	Colorado St.	51 45	95	H	UNLV	55 58		104	A	Washington St.	77 73
				47	H	Colorado St.	53 60						113	N	Charlotte	68 65
													114	A	Wyoming	53 43
													114	H	Wyoming	64 54
													128	H	Eastern Wash.	67 64
													132	A	St. Mary's (CA)	83 78
													136	A	New Mexico	68 75
													136	H	New Mexico	64 62
													177	H	Fresno St.	67 66
													183	A	Utah St.	63 65
													183	H	Utah St.	76 56
													196	H	San Jose St.	86 64
													219	H	Seattle U	73 68
													255	H	Portland St.	94 76
													258	H	Hawaii	61 49
													262	H	Portland	74 60
													271	A	San Diego St.	77 84
													283	A	Nevada	62 69
													283	H	Nevada	77 74
													322	A	Air Force	69 59
LAST 12 Division I GAMES:																
				283	H	Nevada	77 74					114	H	Wyoming	64 54	
				114	A	Wyoming	53 43					283	A	Nevada	62 69	
				136	H	New Mexico	64 62					196	H	San Jose St.	86 64	
				322	A	Air Force	69 59					136	A	New Mexico	68 75	
				183	A	Utah St.	63 65					177	H	Fresno St.	67 66	
				47	H	Colorado St.	53 60					271	A	San Diego St.	77 84	

Non-Div I Games: Southern Ore. 89 45 Concordia Portland 71 40

Boise St.

■ Loss,
 ■ Non-Conf, S Site,
 ■ Home
 ■ Away
 N Neutral

Average RPI Win: 200	WON-LOST	WINNING	LAST 10	STRENGTH OF	OPP. STRENGTH	TEAM	ADJ.	CONF.	ADJ CONF.
Average RPI Loss: 66	RECORD	PCT. RANK	GAMES	SCHEDULE	OF SCHEDULE	RPI	RPI	RPI	RPI
DIV. I ONLY	9- 19	264	1- 9	48	47	164	164	3	3
DIV. I NON-CONF.	7- 6	157	0- 0	217	223	194	194	4	4
TOTALS	RPI 1-25	RPI 26-50	W-L RECORDS	RPI 51-100	RPI 101-150	RPI 150+			
9- 19	0- 6	0- 4	OVERALL	0- 4	4- 3	5- 2			
6- 8	0- 3	0- 2	HOME	0- 2	2- 1	4- 0			
2- 10	0- 3	0- 2	AWAY	0- 1	2- 2	0- 2			
1- 1	0- 0	0- 0	NEUTRAL	0- 1	0- 0	1- 0			
7- 6	0- 0	0- 0	NON-CONFERENCE	0- 2	2- 2	5- 2			
5- 2	0- 0	0- 0	HOME	0- 1	1- 1	4- 0			
1- 3	0- 0	0- 0	AWAY	0- 0	1- 1	0- 2			
1- 1	0- 0	0- 0	NEUTRAL	0- 1	0- 0	1- 0			
2- 13	0- 6	0- 4	CONFERENCE	0- 2	2- 1	0- 0			
1- 6	0- 3	0- 2	HOME	0- 1	1- 0	0- 0			
1- 7	0- 3	0- 2	AWAY	0- 1	1- 1	0- 0			
0- 0	0- 0	0- 0	NEUTRAL	0- 0	0- 0	0- 0			

RPI 1-25				RPI 26-50				RPI 51-100				RPI 101+ Team's RPI: 164			
RPI	S	Opponent	Score	RPI	S	Opponent	Score	RPI	S	Opponent	Score	RPI	S	Opponent	Score
2	A	Notre Dame	45 82	29	A	Syracuse	52 79	52	H	Georgia Tech	67 71	108	A	Fordham	49 56
2	H	Notre Dame	69 80	29	H	Syracuse	45 72	68	A	Wake Forest	55 71	111	A	North Carolina	88 77
8	H	Duke	44 67	37	H	North Carolina St.	58 70	77	H	Penn St.	56 60	115	H	Clemson	60 48
11	H	Florida St.	53 85	48	A	Virginia	55 62	88	N	SMU	64 72	132	H	St. Mary's (CA)	54 62
13	A	Louisville	43 68									137	A	Yale	71 64
16	A	Miami (FL)	51 58									142	H	Maine	64 53
												143	A	Pittsburgh	43 56
												175	H	Providence	57 53
												180	A	Hartford	56 65
												209	A	Seton Hall	66 71
												235	H	Dartmouth	65 53
												243	H	Boston U.	67 49
												319	H	Central Conn. St.	66 46
												326	N	St. Francis Brooklyn	73 58
LAST 12 Division I GAMES:															
2	A	Notre Dame	45 82	16	A	Miami (FL)	51 58	37	H	North Carolina St.	58 70	68	A	Wake Forest	55 71
13	A	Louisville	43 68	8	H	Duke	44 67	111	A	North Carolina	88 77	2	H	Notre Dame	69 80
29	H	Syracuse	45 72	48	A	Virginia	55 62	52	H	Georgia Tech	67 71				
11	H	Florida St.	53 85												

Non-Div I Games:

Boston College

■ Loss,
 ■ Non-Conf,
 ■ S Site,
 ■ H Home
 ■ A Away
 N Neutral

Average RPI Win:	290	WON-LOST	WINNING	LAST 10	STRENGTH OF	OPP. STRENGTH	TEAM	ADJ.	CONF.	ADJ CONF.
Average RPI Loss:	135	RECORD	PCT. RANK	GAMES	SCHEDULE	OF SCHEDULE	RPI	RPI	RPI	RPI
DIV. I ONLY	11- 16	229	5- 5	241	228	243	243	23	23	
DIV. I NON-CONF.	2- 9	293	0- 0	224	142	316	316	25	25	
TOTALS	RPI 1-25	RPI 26-50	W-L RECORDS	RPI 51-100	RPI 101-150	RPI 150+				
11- 16	0- 0	0- 2	OVERALL	0- 3	0- 4	11- 7				
7- 6	0- 0	0- 1	HOME	0- 2	0- 1	7- 2				
4- 9	0- 0	0- 1	AWAY	0- 1	0- 2	4- 5				
0- 1	0- 0	0- 0	NEUTRAL	0- 0	0- 1	0- 0				
2- 9	0- 0	0- 2	NON-CONFERENCE	0- 1	0- 2	2- 4				
2- 3	0- 0	0- 1	HOME	0- 1	0- 0	2- 1				
0- 5	0- 0	0- 1	AWAY	0- 0	0- 1	0- 3				
0- 1	0- 0	0- 0	NEUTRAL	0- 0	0- 1	0- 0				
9- 7	0- 0	0- 0	CONFERENCE	0- 2	0- 2	9- 3				
5- 3	0- 0	0- 0	HOME	0- 1	0- 1	5- 1				
4- 4	0- 0	0- 0	AWAY	0- 1	0- 1	4- 2				
0- 0	0- 0	0- 0	NEUTRAL	0- 0	0- 0	0- 0				

RPI 1-25				RPI 26-50				RPI 51-100				RPI 101+ Team's RPI: 243			
RPI	S	Opponent	Score	RPI	S	Opponent	Score	RPI	S	Opponent	Score	RPI	S	Opponent	Score
				27	H	Harvard	52 65	75	A	Bucknell	56 73	109	N	Long Beach St.	48 61
				28	A	Arizona St.	42 71	75	H	Bucknell	50 66	126	A	Navy	41 55
								79	H	New Hampshire	51 59	126	H	Navy	59 62
												133	A	Albany (NY)	54 69
												152	H	Army West Point	52 64
												156	A	Northeastern	59 78
												164	A	Boston College	49 67
												197	A	American	62 73
												197	H	American	71 62
												223	A	Marist	57 76
												235	H	Dartmouth	49 61
												248	A	Colgate	87 96
												248	H	Colgate	65 51
												277	A	Loyola Maryland	67 55
												277	H	Loyola Maryland	61 58
												297	A	Holy Cross	66 49
												306	A	Lehigh	69 64
												306	H	Lehigh	64 50
												310	H	Massachusetts	64 60
												318	A	Lafayette	75 58
												318	H	Lafayette	68 50
												341	H	UMass Lowell	66 56
LAST 12 Division I GAMES:															
				152	H	Army West Point	52 64	126	A	Navy	41 55				
				75	A	Bucknell	56 73	306	H	Lehigh	64 50				
				248	H	Colgate	65 51	75	H	Bucknell	50 66				
				277	A	Loyola Maryland	67 55	248	A	Colgate	87 96				
				197	H	American	71 62	277	H	Loyola Maryland	61 58				
				318	A	Lafayette	75 58	197	A	American	62 73				

Non-Div I Games:

Boston U.

■ Loss,
 ■ Non-Conf, S Site,
 ■ Home
 ■ Away
 N Neutral

Bowling Green

Through Games Of Feb. 23, 2017

Average RPI Win:	270	WON-LOST	WINNING	LAST 10	STRENGTH OF	OPP. STRENGTH	TEAM	ADJ.	CONF.	ADJ CONF.
Average RPI Loss:	120	RECORD	PCT. RANK	GAMES	SCHEDULE	OF SCHEDULE	RPI	RPI	RPI	RPI
DIV. I ONLY	5- 19	318	2- 8	128	114	270	270	10	10	
DIV. I NON-CONF.	2- 7	284	0- 0	250	67	301	301	12	12	
TOTALS	RPI 1-25	RPI 26-50	W-L RECORDS	RPI 51-100	RPI 101-150	RPI 150+				
5- 19	0- 1	0- 3	OVERALL	0- 5	0- 5	5- 5				
1- 10	0- 0	0- 3	HOME	0- 2	0- 3	1- 2				
2- 8	0- 1	0- 0	AWAY	0- 2	0- 2	2- 3				
2- 1	0- 0	0- 0	NEUTRAL	0- 1	0- 0	2- 0				
2- 7	0- 1	0- 1	NON-CONFERENCE	0- 2	0- 1	2- 2				
0- 3	0- 0	0- 1	HOME	0- 0	0- 1	0- 1				
0- 3	0- 1	0- 0	AWAY	0- 1	0- 0	0- 1				
2- 1	0- 0	0- 0	NEUTRAL	0- 1	0- 0	2- 0				
3- 12	0- 0	0- 2	CONFERENCE	0- 3	0- 4	3- 3				
1- 7	0- 0	0- 2	HOME	0- 2	0- 2	1- 1				
2- 5	0- 0	0- 0	AWAY	0- 1	0- 2	2- 2				
0- 0	0- 0	0- 0	NEUTRAL	0- 0	0- 0	0- 0				

RPI 1-25				RPI 26-50				RPI 51-100				RPI 101+ Team's RPI: 270			
RPI	S	Opponent	Score	RPI	S	Opponent	Score	RPI	S	Opponent	Score	RPI	S	Opponent	Score
13	A	Louisville	58 83	36	H	Central Mich.	65 76	65	H	Buffalo	50 61	103	A	Kent St.	78 80
				48	H	Virginia	47 67	80	H	Northern Ill.	76 89	103	H	Kent St.	60 70
				49	H	Ohio	58 69	87	N	Chattanooga	49 54	121	A	Ball St.	70 91
								89	A	Toledo	59 74	121	H	Ball St.	53 75
								90	A	Virginia Tech	51 98	145	H	Cincinnati	58 68
												176	H	Cleveland St.	56 64
												184	A	Western Mich.	58 75
												184	H	Western Mich.	53 74
												230	A	Miami (OH)	61 59
												239	A	Akron	62 58
												239	H	Akron	86 50
												285	A	Eastern Mich.	74 81
												302	A	Eastern Ky.	55 57
												318	N	Lafayette	69 42
												325	N	Saint Peter's	73 68
LAST 12 Division I GAMES:															
103	H	Kent St.	60 70	103	A	Kent St.	78 80								
230	A	Miami (OH)	61 59	285	A	Eastern Mich.	74 81								
184	H	Western Mich.	53 74	121	H	Ball St.	53 75								
89	A	Toledo	59 74	65	H	Buffalo	50 61								
121	A	Ball St.	70 91	36	H	Central Mich.	65 76								
239	H	Akron	86 50	184	A	Western Mich.	58 75								

Non-Div I Games: Ohio Valley 82 46 Davis & Elkins 73 46 Malone 65 78

Bowling Green

Loss, Non-Conf, S Site, H Home A Away N Neutral

Average RPI Win: 244	WON-LOST	WINNING	LAST 10	STRENGTH OF	OPP. STRENGTH	TEAM	ADJ.	CONF.	ADJ CONF.
Average RPI Loss: 132	RECORD	PCT. RANK	GAMES	SCHEDULE	OF SCHEDULE	RPI	RPI	RPI	RPI
DIV. I ONLY	9- 16	251	5- 5	151	191	221	221	16	16
DIV. I NON-CONF.	3- 7	250	0- 0	132	225	213	213	14	14
TOTALS	RPI 1-25	RPI 26-50	W-L RECORDS	RPI 51-100	RPI 101-150	RPI 150+			
9- 16	0- 0	0- 3	OVERALL	0- 4	0- 2	9- 7			
5- 7	0- 0	0- 2	HOME	0- 2	0- 1	5- 2			
4- 9	0- 0	0- 1	AWAY	0- 2	0- 1	4- 5			
0- 0	0- 0	0- 0	NEUTRAL	0- 0	0- 0	0- 0			
3- 7	0- 0	0- 1	NON-CONFERENCE	0- 2	0- 2	3- 2			
1- 3	0- 0	0- 1	HOME	0- 1	0- 1	1- 0			
2- 4	0- 0	0- 0	AWAY	0- 1	0- 1	2- 2			
0- 0	0- 0	0- 0	NEUTRAL	0- 0	0- 0	0- 0			
6- 9	0- 0	0- 2	CONFERENCE	0- 2	0- 0	6- 5			
4- 4	0- 0	0- 1	HOME	0- 1	0- 0	4- 2			
2- 5	0- 0	0- 1	AWAY	0- 1	0- 0	2- 3			
0- 0	0- 0	0- 0	NEUTRAL	0- 0	0- 0	0- 0			


















































RPI S	Opponent	Score	RPI S	Opponent	Score	RPI S	Opponent	Score	RPI S	Opponent	Score	Team's RPI: 221
			31	H Green Bay	43 68	60	A UNI	50 70	102	H Saint Louis	58 68	
			34	A Drake	46 98	60	H UNI	53 72	103	A Kent St.	52 77	
			34	H Drake	60 93	80	H Northern Ill.	51 81	161	A Missouri St.	75 73	
						86	A Western Ill.	77 91	161	H Missouri St.	62 56	
									163	H Detroit Mercy	70 60	
									184	A Western Mich.	64 83	
									185	H Southern Ill.	57 66	
									198	A Wichita St.	54 65	
									198	H Wichita St.	69 76	
									205	A Indiana St.	51 58	
									205	H Indiana St.	54 41	
									250	A Butler	56 58	
									260	H Evansville	56 52	
									298	A Valparaiso	67 56	
									308	A Illinois St.	63 71	
									315	A Loyola Chicago	60 53	
									315	H Loyola Chicago	72 45	
									317	A Ill.-Chicago	65 56	
LAST 12 Division I GAMES:												
198	H	Wichita St.	69	76	260	H	Evansville	56	52			
161	H	Missouri St.	62	56	185	H	Southern Ill.	57	66			
34	A	Drake	46	98	161	A	Missouri St.	75	73			
60	A	UNI	50	70	198	A	Wichita St.	54	65			
205	H	Indiana St.	54	41	60	H	UNI	53	72			
315	H	Loyola Chicago	72	45	34	H	Drake	60	93			

Non-Div I Games: Eureka 103 59

Bradley





■ Loss,
 ■ Non-Conf, S Site,
 ■ Home
 ■ Away
 N Neutral

Average RPI Win: 218	WON-LOST	WINNING	LAST 10	STRENGTH OF	OPP. STRENGTH	TEAM	ADJ.	CONF.	ADJ CONF.
Average RPI Loss: 151	RECORD	PCT. RANK	GAMES	SCHEDULE	OF SCHEDULE	RPI	RPI	RPI	RPI
DIV. I ONLY	13- 9	126	5- 5	221	196	159	159	8	8
DIV. I NON-CONF.	8- 4	97	1- 0	335	320	207	207	9	9
TOTALS	RPI 1-25	RPI 26-50	W-L RECORDS	RPI 51-100	RPI 101-150	RPI 150+			
13- 9	0- 0	0- 1	OVERALL	0- 2	3- 3	10- 3			
7- 4	0- 0	0- 0	HOME	0- 1	2- 1	5- 2			
6- 5	0- 0	0- 1	AWAY	0- 1	1- 2	5- 1			
0- 0	0- 0	0- 0	NEUTRAL	0- 0	0- 0	0- 0			
8- 4	0- 0	0- 0	NON-CONFERENCE	0- 0	0- 1	8- 3			
4- 2	0- 0	0- 0	HOME	0- 0	0- 0	4- 2			
4- 2	0- 0	0- 0	AWAY	0- 0	0- 1	4- 1			
0- 0	0- 0	0- 0	NEUTRAL	0- 0	0- 0	0- 0			
5- 5	0- 0	0- 1	CONFERENCE	0- 2	3- 2	2- 0			
3- 2	0- 0	0- 0	HOME	0- 1	2- 1	1- 0			
2- 3	0- 0	0- 1	AWAY	0- 1	1- 1	1- 0			
0- 0	0- 0	0- 0	NEUTRAL	0- 0	0- 0	0- 0			

RPI S	Opponent	Score	RPI S	Opponent	Score	RPI S	Opponent	Score	RPI S	Opponent	Score	Team's RPI: 159
			27  Harvard	59  69		85  Penn	60  86		110  Princeton	98 88		
						85  Penn	68  71		110  Princeton	75  81		
									119  Cornell	72 67		
									137  Yale	51  73		
									137  Yale	76 73		
									138  VCU	72  85		
									173  Columbia	69 60		
									175  Providence	77 70		
									194  Sacred Heart	80 66		
									207  Binghamton	83 72		
									235  Dartmouth	65 62		
									244  Howard	83 78		
									248  Colgate	62  67		
									259  Manhattan	57  58		
									272  Bryant	67  70		
									281  Vermont	62 50		
									301  Rhode Island	76 65		
									325  Saint Peter's	80 71		
									333  Morgan St.	68 51		
LAST 12 Division I GAMES:												
110  Princeton	75  81	137  Yale	51  73									
85  Penn	68  71	137  Yale	76 73									
235  Dartmouth	65 62	85  Penn	60  86									
27  Harvard	59  69	110  Princeton	98 88									
173  Columbia	69 60	333  Morgan St.	68 51									
119  Cornell	72 67	138  VCU	72  85									

Non-Div I Games: Rhode Island Col. 90 44

Brown

 Loss,
  Non-Conf, S Site,
  Home
  Away
 N Neutral

Average RPI Win:	295	WON-LOST	WINNING	LAST 10	STRENGTH OF	OPP. STRENGTH	TEAM	ADJ.	CONF.	ADJ CONF.
Average RPI Loss:	217	RECORD	PCT. RANK	GAMES	SCHEDULE	OF SCHEDULE	RPI	RPI	RPI	RPI
DIV. I ONLY	14- 13	165	5- 5	341	332	272	272	31	31	
DIV. I NON-CONF.	5- 6	186	0- 0	337	215	285	285	32	32	
TOTALS	RPI 1-25	RPI 26-50	W-L RECORDS	RPI 51-100	RPI 101-150	RPI 150+				
14- 13	0- 0	0- 0	OVERALL	0- 1	0- 2	14- 10				
10- 2	0- 0	0- 0	HOME	0- 0	0- 1	10- 1				
3- 10	0- 0	0- 0	AWAY	0- 1	0- 1	3- 8				
1- 1	0- 0	0- 0	NEUTRAL	0- 0	0- 0	1- 1				
5- 6	0- 0	0- 0	NON-CONFERENCE	0- 1	0- 2	5- 3				
3- 1	0- 0	0- 0	HOME	0- 0	0- 1	3- 0				
1- 4	0- 0	0- 0	AWAY	0- 1	0- 1	1- 2				
1- 1	0- 0	0- 0	NEUTRAL	0- 0	0- 0	1- 1				
9- 7	0- 0	0- 0	CONFERENCE	0- 0	0- 0	9- 7				
7- 1	0- 0	0- 0	HOME	0- 0	0- 0	7- 1				
2- 6	0- 0	0- 0	AWAY	0- 0	0- 0	2- 6				
0- 0	0- 0	0- 0	NEUTRAL	0- 0	0- 0	0- 0				

RPI S	Opponent	Score	RPI S	Opponent	Score	RPI S	Opponent	Score	RPI S	Opponent	Score	Team's RPI: 272
						79	A New Hampshire	60 62	142	H Maine	52 77	
									143	A Pittsburgh	60 76	
									159	H Brown	70 67	
									175	N Providence	51 62	
									194	A Sacred Heart	59 66	
									194	H Sacred Heart	53 65	
									210	A Robert Morris	46 62	
									210	H Robert Morris	62 59	
									214	A Rutgers	42 50	
									242	A Saint Francis (PA)	67 79	
									242	H Saint Francis (PA)	85 70	
									279	A Mt. St. Mary's	53 61	
									279	H Mt. St. Mary's	78 62	
									281	A Vermont	63 57	
									297	H Holy Cross	76 74	
									301	N Rhode Island	62 56	
									310	A Massachusetts	62 68	
									319	A Central Conn. St.	52 53	
									326	A St. Francis Brooklyn	47 63	
									326	H St. Francis Brooklyn	63 54	
									332	A LIU Brooklyn	62 53	
									332	H LIU Brooklyn	57 53	
									338	H Wagner	70 61	
									341	H UMass Lowell	73 62	
									344	A Fairleigh Dickinson	56 48	
									344	H Fairleigh Dickinson	50 48	
LAST 12 Division I GAMES:												
210	H	Robert Morris	62	59	344	H	Fairleigh Dickinson	50	48			
242	H	Saint Francis (PA)	85	70	319	A	Central Conn. St.	52	53			
332	H	LIU Brooklyn	57	53	242	A	Saint Francis (PA)	67	79			
326	H	St. Francis Brooklyn	63	54	210	A	Robert Morris	46	62			
279	A	Mt. St. Mary's	53	61	338	H	Wagner	70	61			
194	A	Sacred Heart	59	66	194	H	Sacred Heart	53	65			

Non-Div I Games:

Bryant

■ Loss,
 ■ Non-Conf,
 ■ S Site,
 ■ H Home
 ■ A Away
 N Neutral

Average RPI Win: 226	WON-LOST	WINNING	LAST 10	STRENGTH OF	OPP. STRENGTH	TEAM	ADJ.	CONF.	ADJ CONF.
Average RPI Loss: 169	RECORD	PCT. RANK	GAMES	SCHEDULE	OF SCHEDULE	RPI	RPI	RPI	RPI
DIV. I ONLY	22- 5	18	8- 2	280	214	75	75	23	23
DIV. I NON-CONF.	8- 3	67	0- 0	249	86	83	83	25	25
TOTALS	RPI 1-25	RPI 26-50	W-L RECORDS	RPI 51-100	RPI 101-150	RPI 150+			
22- 5	0- 0	0- 1	OVERALL	2- 0	1- 1	19- 3			
12- 0	0- 0	0- 0	HOME	1- 0	1- 0	10- 0			
10- 5	0- 0	0- 0	AWAY	1- 0	0- 0	9- 0			
0- 0	0- 0	0- 0	NEUTRAL	0- 0	0- 0	0- 0			
8- 3	0- 0	0- 1	NON-CONFERENCE	2- 0	0- 1	6- 1			
4- 0	0- 0	0- 0	HOME	1- 0	0- 0	3- 0			
4- 3	0- 0	0- 1	AWAY	1- 0	0- 1	3- 1			
0- 0	0- 0	0- 0	NEUTRAL	0- 0	0- 0	0- 0			
14- 2	0- 0	0- 0	CONFERENCE	0- 0	1- 0	13- 2			
8- 0	0- 0	0- 0	HOME	0- 0	1- 0	7- 0			
6- 2	0- 0	0- 0	AWAY	0- 0	0- 0	6- 2			
0- 0	0- 0	0- 0	NEUTRAL	0- 0	0- 0	0- 0			

RPI 1-25				RPI 26-50				RPI 51-100				Team's RPI: 75				RPI 101+			
RPI	S	Opponent	Score	RPI	S	Opponent	Score	RPI	S	Opponent	Score	RPI	S	Opponent	Score	RPI	S	Opponent	Score
26	A	Elon	58 64					56	H	Drexel	78 66	111	A	North Carolina	50 65				
								100	A	Saint Joseph's	64 61	126	H	Navy	67 64				
												152	A	Army West Point	60 56				
												152	H	Army West Point	68 62				
												176	H	Cleveland St.	77 66				
												197	A	American	47 59				
												197	H	American	73 67				
												207	A	Binghamton	67 57				
												214	A	Rutgers	53 57				
												232	A	St. Bonaventure	57 35				
												239	A	Akron	61 47				
												243	A	Boston U.	66 50				
												243	H	Boston U.	73 56				
												248	A	Colgate	79 49				
												248	H	Colgate	79 56				
												259	H	Manhattan	69 64				
												277	A	Loyola Maryland	72 66				
												277	H	Loyola Maryland	57 39				
												297	A	Holy Cross	51 63				
												297	H	Holy Cross	77 48				
												306	A	Lehigh	77 58				
												306	H	Lehigh	73 54				
												313	H	NJIT	67 36				
												318	A	Lafayette	79 65				
LAST 12 Division I GAMES:																			
318	A	Lafayette	79 65	197	A	American	47 59												
243	H	Boston U.	73 56	152	H	Army West Point	68 62												
277	H	Loyola Maryland	57 39	243	A	Boston U.	66 50												
248	A	Colgate	79 49	277	A	Loyola Maryland	72 66												
306	H	Lehigh	73 54	248	H	Colgate	79 56												
297	A	Holy Cross	51 63	306	A	Lehigh	77 58												

Non-Div I Games:

Bucknell

■ Loss,
 ■ Non-Conf, S Site,
 ■ Home
 ■ Away
 N Neutral

Average RPI Win:	192	WON-LOST	WINNING	LAST 10	STRENGTH OF	OPP. STRENGTH	TEAM	ADJ.	CONF.	ADJ CONF.
Average RPI Loss:	70	RECORD	PCT. RANK	GAMES	SCHEDULE	OF SCHEDULE	RPI	RPI	RPI	RPI
DIV. I ONLY	19- 7	58	7- 3	102	128	65	65	10	10	
DIV. I NON-CONF.	10- 1	15	0- 0	192	197	49	49	12	12	
TOTALS	RPI 1-25	RPI 26-50	W-L RECORDS	RPI 51-100	RPI 101-150	RPI 150+				
19- 7	0- 0	2- 3	OVERALL	0- 3	4- 1	13- 0				
12- 3	0- 0	2- 0	HOME	0- 2	2- 1	8- 0				
7- 3	0- 0	0- 2	AWAY	0- 1	2- 0	5- 0				
0- 1	0- 0	0- 1	NEUTRAL	0- 0	0- 0	0- 0				
10- 1	0- 0	0- 1	NON-CONFERENCE	0- 0	3- 0	7- 0				
7- 0	0- 0	0- 0	HOME	0- 0	1- 0	6- 0				
3- 0	0- 0	0- 0	AWAY	0- 0	2- 0	1- 0				
0- 1	0- 0	0- 1	NEUTRAL	0- 0	0- 0	0- 0				
9- 6	0- 0	2- 2	CONFERENCE	0- 3	1- 1	6- 0				
5- 3	0- 0	2- 0	HOME	0- 2	1- 1	2- 0				
4- 3	0- 0	0- 2	AWAY	0- 1	0- 0	4- 0				
0- 0	0- 0	0- 0	NEUTRAL	0- 0	0- 0	0- 0				

RPI S	Opponent	Score	RPI S	Opponent	Score	RPI S	Opponent	Score	RPI S	Opponent	Score
			27 N	Harvard	62 74	80 H	Northern Ill.	80 89	103 H	Kent St.	77 62
			36 A	Central Mich.	71 88	89 A	Toledo	63 85	106 H	UCF	66 65
			36 H	Central Mich.	67 56	89 H	Toledo	64 73	108 A	Fordham	58 54
			49 A	Ohio	55 83				121 H	Ball St.	75 89
			49 H	Ohio	65 54				135 A	Duquesne	71 69
									179 H	Hofstra	74 50
									184 A	Western Mich.	62 47
									194 H	Sacred Heart	76 55
									230 A	Miami (OH)	68 51
									230 H	Miami (OH)	71 45
									232 H	St. Bonaventure	68 47
									237 H	Niagara	73 63
									239 H	Akron	81 51
									259 H	Manhattan	73 39
									264 A	Canisius	65 52
									270 A	Bowling Green	61 50
									285 A	Eastern Mich.	56 52
									310 H	Massachusetts	61 47
LAST 12 Division I GAMES:											
			49 H	Ohio	65 54	184 A	Western Mich.	62 47			
			239 H	Akron	81 51	121 H	Ball St.	75 89			
			285 A	Eastern Mich.	56 52	36 H	Central Mich.	67 56			
			80 H	Northern Ill.	80 89	270 A	Bowling Green	61 50			
			103 H	Kent St.	77 62	230 A	Miami (OH)	68 51			
			89 A	Toledo	63 85	89 H	Toledo	64 73			

Non-Div I Games:

Buffalo

■ Loss,
■ Non-Conf,
■ S Site,
■ H Home
■ A Away
N Neutral

Average RPI Win:	228	WON-LOST	WINNING	LAST 10	STRENGTH OF	OPP. STRENGTH	TEAM	ADJ.	CONF.	ADJ CONF.
Average RPI Loss:	95	RECORD	PCT. RANK	GAMES	SCHEDULE	OF SCHEDULE	RPI	RPI	RPI	RPI
DIV. I ONLY	5- 22	323	0- 10	70	78	250	250	7	7	
DIV. I NON-CONF.	3- 8	262	0- 0	158	139	284	284	7	7	
TOTALS	RPI 1-25	RPI 26-50	W-L RECORDS	RPI 51-100	RPI 101-150	RPI 150+				
5- 22	0- 3	0- 4	OVERALL	0- 6	0- 3	5- 6				
4- 10	0- 1	0- 2	HOME	0- 3	0- 2	4- 2				
1- 12	0- 2	0- 2	AWAY	0- 3	0- 1	1- 4				
0- 0	0- 0	0- 0	NEUTRAL	0- 0	0- 0	0- 0				
3- 8	0- 0	0- 2	NON-CONFERENCE	0- 0	0- 3	3- 3				
3- 4	0- 0	0- 1	HOME	0- 0	0- 2	3- 1				
0- 4	0- 0	0- 1	AWAY	0- 0	0- 1	0- 2				
0- 0	0- 0	0- 0	NEUTRAL	0- 0	0- 0	0- 0				
2- 14	0- 3	0- 2	CONFERENCE	0- 6	0- 0	2- 3				
1- 6	0- 1	0- 1	HOME	0- 3	0- 0	1- 1				
1- 8	0- 2	0- 1	AWAY	0- 3	0- 0	1- 2				
0- 0	0- 0	0- 0	NEUTRAL	0- 0	0- 0	0- 0				

RPI	S	Opponent	Score	RPI	S	Opponent	Score	RPI	S	Opponent	Score	RPI	S	Opponent	Score	Team's RPI: 250
18	A	Creighton	52 67	31	A	Green Bay	34 61	58	A	Villanova	58 61	106	H	UCF	59 66	
19	A	DePaul	69 100	32	H	South Fla.	59 74	58	H	Villanova	69 70	121	H	Ball St.	50 74	
19	H	DePaul	62 92	41	A	Marquette	53 91	61	A	Georgetown	72 83	140	A	TCU	47 73	
				41	H	Marquette	66 72	61	H	Georgetown	52 58	153	A	Arkansas	50 68	
								70	A	St. John's (NY)	55 62	175	A	Providence	51 68	
								70	H	St. John's (NY)	41 62	187	A	Xavier	65 62	
												187	H	Xavier	43 53	
												199	H	ETSU	59 68	
												205	H	Indiana St.	66 48	
												209	A	Seton Hall	63 65	
												209	H	Seton Hall	79 58	
												211	A	Wisconsin	55 60	
												221	H	Bradley	58 56	
												320	H	Fort Wayne	70 64	
LAST 12 Division I GAMES:																
58	A	Villanova	58 61	70	A	St. John's (NY)	55 62									
61	A	Georgetown	72 83	61	H	Georgetown	52 58									
19	H	DePaul	62 92	58	H	Villanova	69 70									
41	H	Marquette	66 72	41	A	Marquette	53 91									
187	H	Xavier	43 53	19	A	DePaul	69 100									
209	A	Seton Hall	63 65	187	A	Xavier	65 62									

Non-Div I Games:

Butler

■ Loss,
 ■ Non-Conf,
 ■ S Site,
 ■ H Home
 ■ A Away
 N Neutral

CSU Bakersfield

Through Games Of Feb. 23, 2017

Average RPI Win:	286	WON-LOST	WINNING	LAST 10	STRENGTH OF	OPP. STRENGTH	TEAM	ADJ.	CONF.	ADJ CONF.
Average RPI Loss:	171	RECORD	PCT. RANK	GAMES	SCHEDULE	OF SCHEDULE	RPI	RPI	RPI	RPI
DIV. I ONLY	11- 13	198	7- 3	310	262	268	268	29	29	
DIV. I NON-CONF.	3- 9	275	0- 0	304	105	314	314	29	29	
TOTALS	RPI 1-25	RPI 26-50	W-L RECORDS	RPI 51-100	RPI 101-150	RPI 150+				
11- 13	0- 1	0- 1	OVERALL	0- 2	0- 0	11- 9				
7- 6	0- 1	0- 0	HOME	0- 1	0- 0	7- 4				
4- 7	0- 0	0- 1	AWAY	0- 1	0- 0	4- 5				
0- 0	0- 0	0- 0	NEUTRAL	0- 0	0- 0	0- 0				
3- 9	0- 1	0- 1	NON-CONFERENCE	0- 2	0- 0	3- 5				
2- 4	0- 1	0- 0	HOME	0- 1	0- 0	2- 2				
1- 5	0- 0	0- 1	AWAY	0- 1	0- 0	1- 3				
0- 0	0- 0	0- 0	NEUTRAL	0- 0	0- 0	0- 0				
8- 4	0- 0	0- 0	CONFERENCE	0- 0	0- 0	8- 4				
5- 2	0- 0	0- 0	HOME	0- 0	0- 0	5- 2				
3- 2	0- 0	0- 0	AWAY	0- 0	0- 0	3- 2				
0- 0	0- 0	0- 0	NEUTRAL	0- 0	0- 0	0- 0				

RPI 1-25				RPI 26-50				RPI 51-100				RPI 101+ Team's RPI: 268			
RPI	S	Opponent	Score	RPI	S	Opponent	Score	RPI	S	Opponent	Score	RPI	S	Opponent	Score
9	H	Stanford	56 77	30	A	Oregon	62 77	63	H	South Dakota	60 75	160	A	New Mexico St.	55 69
								66	A	California	63 86	160	H	New Mexico St.	55 64
												174	H	UC Riverside	66 71
												215	H	Grand Canyon	74 59
												219	A	Seattle U	47 54
												219	H	Seattle U	52 63
												229	A	UTRGV	67 61
												229	H	UTRGV	74 46
												238	A	Pacific	61 91
												253	H	Cal Poly	57 49
												258	H	Hawaii	58 51
												287	H	Southern Utah	59 65
												300	A	UTEP	61 74
												304	A	Pepperdine	57 62
												323	A	UMKC	65 63
												323	H	UMKC	52 33
												324	A	UC Irvine	86 66
												328	A	Utah Valley	63 59
												328	H	Utah Valley	55 39
												337	H	Chicago St.	83 48
LAST 12 Division I GAMES:															
323	A	UMKC	65 63	323	H	UMKC	52 33								
219	H	Seattle U	52 63	337	H	Chicago St.	83 48								
328	H	Utah Valley	55 39	328	A	Utah Valley	63 59								
229	A	UTRGV	67 61	160	H	New Mexico St.	55 64								
160	A	New Mexico St.	55 69	229	H	UTRGV	74 46								
215	H	Grand Canyon	74 59	219	A	Seattle U	47 54								

Non-Div I Games: Stanislaus St. 78 51 Fresno Pacific 84 61

CSU Bakersfield

Loss, Non-Conf, S Site, H Home A Away N Neutral

Average RPI Win: 234	WON-LOST	WINNING	LAST 10	STRENGTH OF	OPP. STRENGTH	TEAM	ADJ.	CONF.	ADJ CONF.
Average RPI Loss: 155	RECORD	PCT. RANK	GAMES	SCHEDULE	OF SCHEDULE	RPI	RPI	RPI	RPI
DIV. I ONLY	16- 11	120	8- 2	257	203	170	170	25	25
DIV. I NON-CONF.	7- 7	165	0- 0	107	150	141	141	23	23
TOTALS	RPI 1-25	RPI 26-50	W-L RECORDS	RPI 51-100	RPI 101-150	RPI 150+			
16- 11	0- 2	0- 1	OVERALL	0- 2	2- 1	14- 5			
7- 6	0- 0	0- 1	HOME	0- 1	1- 1	6- 3			
9- 5	0- 2	0- 0	AWAY	0- 1	1- 0	8- 2			
0- 0	0- 0	0- 0	NEUTRAL	0- 0	0- 0	0- 0			
7- 7	0- 2	0- 1	NON-CONFERENCE	0- 1	1- 1	6- 2			
2- 5	0- 0	0- 1	HOME	0- 1	0- 1	2- 2			
5- 2	0- 2	0- 0	AWAY	0- 0	1- 0	4- 0			
0- 0	0- 0	0- 0	NEUTRAL	0- 0	0- 0	0- 0			
9- 4	0- 0	0- 0	CONFERENCE	0- 1	1- 0	8- 3			
5- 1	0- 0	0- 0	HOME	0- 0	1- 0	4- 1			
4- 3	0- 0	0- 0	AWAY	0- 1	0- 0	4- 2			
0- 0	0- 0	0- 0	NEUTRAL	0- 0	0- 0	0- 0			

RPI 1-25				RPI 26-50				RPI 51-100				RPI 101+ Team's RPI: 170			
RPI	S	Opponent	Score	RPI	S	Opponent	Score	RPI	S	Opponent	Score	RPI	S	Opponent	Score
7	A	Washington	44 101	39	H	Michigan St.	59 63	85	H	Penn	36 47	109	H	Long Beach St.	63 56
9	A	Stanford	54 88					98	A	UC Davis	65 81	128	H	Eastern Wash.	57 71
												132	A	St. Mary's (CA)	73 61
												163	H	Detroit Mercy	76 67
												174	A	UC Riverside	70 67
												177	A	Fresno St.	61 57
												219	A	Seattle U	68 64
												220	A	Weber St.	89 78
												227	H	San Diego	67 76
												236	A	UC Santa Barbara	62 55
												236	H	UC Santa Barbara	75 61
												253	A	Cal Poly	68 79
												253	H	Cal Poly	63 70
												255	H	Portland St.	99 72
												258	A	Hawaii	60 49
												258	H	Hawaii	67 56
												287	H	Southern Utah	71 77
												296	A	Northern Ariz.	83 79
												324	A	UC Irvine	52 77
												324	H	UC Irvine	85 77
												345	A	Cal St. Fullerton	71 54
												345	H	Cal St. Fullerton	58 41
LAST 12 Division I GAMES:															
345	A	Cal St. Fullerton	71 54	109	H	Long Beach St.	63 56	236	H	UC Santa Barbara	75 61				
258	A	Hawaii	60 49	253	H	Cal Poly	63 70	98	A	UC Davis	65 81				
324	H	UC Irvine	85 77	324	A	UC Irvine	52 77	253	A	Cal Poly	68 79				
174	A	UC Riverside	70 67												
236	A	UC Santa Barbara	62 55												
258	H	Hawaii	67 56												

Non-Div I Games:

CSUN

■ Loss,
 ■ Non-Conf,
 ■ S Site,
 ■ Home
 ■ A Away
 N Neutral

Average RPI Win:	257	WON-LOST	WINNING	LAST 10	STRENGTH OF	OPP. STRENGTH	TEAM	ADJ.	CONF.	ADJ CONF.
Average RPI Loss:	165	RECORD	PCT. RANK	GAMES	SCHEDULE	OF SCHEDULE	RPI	RPI	RPI	RPI
DIV. I ONLY	10- 16	237	4- 6	232	247	253	253	25	25	
DIV. I NON-CONF.	4- 8	230	0- 0	215	248	281	281	23	23	
TOTALS	RPI 1-25	RPI 26-50	W-L RECORDS	RPI 51-100	RPI 101-150	RPI 150+				
10- 16	0- 2	0- 0	OVERALL	0- 3	1- 3	9- 8				
7- 6	0- 0	0- 0	HOME	0- 1	1- 2	6- 3				
3- 10	0- 2	0- 0	AWAY	0- 2	0- 1	3- 5				
0- 0	0- 0	0- 0	NEUTRAL	0- 0	0- 0	0- 0				
4- 8	0- 2	0- 0	NON-CONFERENCE	0- 1	0- 2	4- 3				
4- 2	0- 0	0- 0	HOME	0- 0	0- 2	4- 0				
0- 6	0- 2	0- 0	AWAY	0- 1	0- 0	0- 3				
0- 0	0- 0	0- 0	NEUTRAL	0- 0	0- 0	0- 0				
6- 8	0- 0	0- 0	CONFERENCE	0- 2	1- 1	5- 5				
3- 4	0- 0	0- 0	HOME	0- 1	1- 0	2- 3				
3- 4	0- 0	0- 0	AWAY	0- 1	0- 1	3- 2				
0- 0	0- 0	0- 0	NEUTRAL	0- 0	0- 0	0- 0				

RPI 1-25				RPI 26-50				RPI 51-100				RPI 101+ Team's RPI: 253			
RPI	S	Opponent	Score	RPI	S	Opponent	Score	RPI	S	Opponent	Score	RPI	S	Opponent	Score
9	A	Stanford	55 83					81	A	Montana St.	52 71	109	A	Long Beach St.	80 83
12	A	UCLA	64 80					98	A	UC Davis	75 83	109	H	Long Beach St.	69 67
								98	H	UC Davis	53 61	132	H	St. Mary's (CA)	71 79
												141	H	San Francisco	67 73
												170	A	CSUN	70 63
												170	H	CSUN	79 68
												174	A	UC Riverside	59 68
												174	H	UC Riverside	69 72
												215	A	Grand Canyon	59 64
												236	H	UC Santa Barbara	78 67
												258	A	Hawaii	57 66
												258	H	Hawaii	79 87
												268	A	CSU Bakersfield	49 57
												289	A	Sacramento St.	96 97
												292	H	North Dakota St.	73 46
												296	H	Northern Ariz.	58 53
												304	H	Pepperdine	62 52
												324	A	UC Irvine	78 60
												324	H	UC Irvine	71 74
												328	H	Utah Valley	77 65
												345	A	Cal St. Fullerton	69 45
LAST 12 Division I GAMES:															
98	A	UC Davis	75 83	98	H	UC Davis	53 61								
324	H	UC Irvine	71 74	258	A	Hawaii	57 66								
109	H	Long Beach St.	69 67	170	A	CSUN	70 63								
345	A	Cal St. Fullerton	69 45	258	H	Hawaii	79 87								
324	A	UC Irvine	78 60	109	A	Long Beach St.	80 83								
174	H	UC Riverside	69 72	174	A	UC Riverside	59 68								

Non-Div I Games:

Cal Poly

■ Loss,
 ■ Non-Conf,
 ■ S Site,
 ■ Home
 ■ A Away
 N Neutral

Average RPI Win:	327	WON-LOST	WINNING	LAST 10	STRENGTH OF	OPP. STRENGTH	TEAM	ADJ.	CONF.	ADJ CONF.
Average RPI Loss:	191	RECORD	PCT. RANK	GAMES	SCHEDULE	OF SCHEDULE	RPI	RPI	RPI	RPI
DIV. I ONLY	2- 22	343	1- 9	267	268	345	345	25	25	
DIV. I NON-CONF.	1- 10	325	0- 0	330	282	347	347	23	23	
TOTALS	RPI 1-25	RPI 26-50	W-L RECORDS	RPI 51-100	RPI 101-150	RPI 150+				
2- 22	0- 0	0- 0	OVERALL	0- 2	0- 5	2- 15				
2- 11	0- 0	0- 0	HOME	0- 1	0- 2	2- 8				
0- 11	0- 0	0- 0	AWAY	0- 1	0- 3	0- 7				
0- 0	0- 0	0- 0	NEUTRAL	0- 0	0- 0	0- 0				
1- 10	0- 0	0- 0	NON-CONFERENCE	0- 0	0- 3	1- 7				
1- 5	0- 0	0- 0	HOME	0- 0	0- 1	1- 4				
0- 5	0- 0	0- 0	AWAY	0- 0	0- 2	0- 3				
0- 0	0- 0	0- 0	NEUTRAL	0- 0	0- 0	0- 0				
1- 12	0- 0	0- 0	CONFERENCE	0- 2	0- 2	1- 8				
1- 6	0- 0	0- 0	HOME	0- 1	0- 1	1- 4				
0- 6	0- 0	0- 0	AWAY	0- 1	0- 1	0- 4				
0- 0	0- 0	0- 0	NEUTRAL	0- 0	0- 0	0- 0				

RPI 1-25			RPI 26-50			RPI 51-100			RPI 101+			Team's RPI: 345			
RPI	S	Opponent	Score	RPI	S	Opponent	Score	RPI	S	Opponent	Score	RPI	S	Opponent	Score
								98	A	UC Davis	39 59	109	A	Long Beach St.	55 84
								98	H	UC Davis	51 70	109	H	Long Beach St.	48 65
												114	A	Wyoming	26 61
												128	A	Eastern Wash.	67 84
												129	H	Idaho	86 88
												170	A	CSUN	41 58
												170	H	CSUN	54 71
												173	H	Columbia	46 61
												174	A	UC Riverside	45 68
												174	H	UC Riverside	63 75
												204	H	Loyola Marymount	62 77
												227	A	San Diego	50 103
												236	A	UC Santa Barbara	37 57
												236	H	UC Santa Barbara	49 56
												253	H	Cal Poly	45 69
												255	A	Portland St.	73 81
												258	A	Hawaii	50 60
												271	H	San Diego St.	61 71
												303	A	Denver	58 77
												304	H	Pepperdine	58 69
												324	H	UC Irvine	64 53
												330	H	Montana	72 56
LAST 12 Division I GAMES:															
				170	H	CSUN	54 71					109	H	Long Beach St.	48 65
				174	H	UC Riverside	63 75					174	A	UC Riverside	45 68
				253	H	Cal Poly	45 69					98	H	UC Davis	51 70
				109	A	Long Beach St.	55 84					324	H	UC Irvine	64 53
				236	A	UC Santa Barbara	37 57					258	A	Hawaii	50 60
				98	A	UC Davis	39 59					236	H	UC Santa Barbara	49 56

Non-Div I Games: Antelope Valley 64 56 Whittier 97 49

Cal St. Fullerton

■ Loss,
 ■ Non-Conf,
 ■ S Site,
 ■ Home
 ■ A Away
 N Neutral

California

Through Games Of Feb. 23, 2017

Average RPI Win:	154	WON-LOST	WINNING	LAST 10	STRENGTH OF	OPP. STRENGTH	TEAM	ADJ.	CONF.	ADJ CONF.
Average RPI Loss:	39	RECORD	PCT. RANK	GAMES	SCHEDULE	OF SCHEDULE	RPI	RPI	RPI	RPI
DIV. I ONLY	17- 11	113	3- 7	56	31	66	66	1	1	
DIV. I NON-CONF.	12- 0	1	0- 0	189	188	24	24	1	1	
TOTALS	RPI 1-25	RPI 26-50	W-L RECORDS	RPI 51-100	RPI 101-150	RPI 150+				
17- 11	2- 4	0- 3	OVERALL	2- 3	6- 1	7- 0				
10- 6	1- 2	0- 2	HOME	1- 2	3- 0	5- 0				
4- 5	0- 2	0- 1	AWAY	1- 1	2- 1	1- 0				
3- 0	1- 0	0- 0	NEUTRAL	0- 0	1- 0	1- 0				
12- 0	1- 0	0- 0	NON-CONFERENCE	0- 0	4- 0	7- 0				
7- 0	0- 0	0- 0	HOME	0- 0	2- 0	5- 0				
2- 0	0- 0	0- 0	AWAY	0- 0	1- 0	1- 0				
3- 0	1- 0	0- 0	NEUTRAL	0- 0	1- 0	1- 0				
5- 11	1- 4	0- 3	CONFERENCE	2- 3	2- 1	0- 0				
3- 6	1- 2	0- 2	HOME	1- 2	1- 0	0- 0				
2- 5	0- 2	0- 1	AWAY	1- 1	1- 1	0- 0				
0- 0	0- 0	0- 0	NEUTRAL	0- 0	0- 0	0- 0				

RPI S	Opponent	Score	RPI S	Opponent	Score	RPI S	Opponent	Score	RPI S	Opponent	Score
6	H Oregon St.	56 66	28	A Arizona St.	62 72	64	H Southern California	63 56	104	A Washington St.	79 84
7	A Washington	67 90	28	H Arizona St.	45 54	69	A Utah	57 63	116	A Arizona	74 64
9	A Stanford	54 72	30	H Oregon	66 69	69	H Utah	64 73	116	H Arizona	71 60
9	H Stanford	66 72				72	A Colorado	65 53	123	N Southern Miss.	71 51
12	H UCLA	80 77				72	H Colorado	59 64	132	A St. Mary's (CA)	74 67
15	N Oklahoma	82 74							135	H Duquesne	86 66
									141	H San Francisco	75 52
									151	H Santa Clara	73 58
									174	H UC Riverside	71 56
									190	A Nebraska	86 65
									268	H CSU Bakersfield	86 63
									289	H Sacramento St.	97 73
									306	H Lehigh	96 63
									321	N Arkansas St.	80 55
LAST 12 Division I GAMES:											
9	A Stanford	54 72	104	A Washington St.	79 84						
9	H Stanford	66 72	7	A Washington	67 90						
72	H Colorado	59 64	116	H Arizona	71 60						
69	H Utah	64 73	28	H Arizona St.	45 54						
64	H Southern California	63 56	69	A Utah	57 63						
12	H UCLA	80 77	72	A Colorado	65 53						

Non-Div I Games:

California

■ Loss,
■ Non-Conf, S Site,
■ Home
■ Away
N Neutral

Average RPI Win:	289	WON-LOST	WINNING	LAST 10	STRENGTH OF	OPP. STRENGTH	TEAM	ADJ.	CONF.	ADJ CONF.
Average RPI Loss:	177	RECORD	PCT. RANK	GAMES	SCHEDULE	OF SCHEDULE	RPI	RPI	RPI	RPI
DIV. I ONLY	17- 6	56	8- 2	342	324	195	195	28	28	
DIV. I NON-CONF.	5- 3	122	0- 0	324	343	217	217	28	28	
TOTALS	RPI 1-25	RPI 26-50	W-L RECORDS	RPI 51-100	RPI 101-150	RPI 150+				
17- 6	0- 0	0- 0	OVERALL	0- 1	0- 2	17- 3				
7- 4	0- 0	0- 0	HOME	0- 0	0- 2	7- 2				
8- 2	0- 0	0- 0	AWAY	0- 1	0- 0	8- 1				
2- 0	0- 0	0- 0	NEUTRAL	0- 0	0- 0	2- 0				
5- 3	0- 0	0- 0	NON-CONFERENCE	0- 1	0- 1	5- 1				
1- 2	0- 0	0- 0	HOME	0- 0	0- 1	1- 1				
2- 1	0- 0	0- 0	AWAY	0- 1	0- 0	2- 0				
2- 0	0- 0	0- 0	NEUTRAL	0- 0	0- 0	2- 0				
12- 3	0- 0	0- 0	CONFERENCE	0- 0	0- 1	12- 2				
6- 2	0- 0	0- 0	HOME	0- 0	0- 1	6- 1				
6- 1	0- 0	0- 0	AWAY	0- 0	0- 0	6- 1				
0- 0	0- 0	0- 0	NEUTRAL	0- 0	0- 0	0- 0				

RPI 1-25			RPI 26-50			RPI 51-100				RPI 101+		Team's RPI: 195
RPI	S	Opponent	Score	RPI	S	Opponent	Score	RPI	S	Opponent	Score	
								92	A	Mercer	60	76
								134	H	Radford	42	61
								138	H	VCU	53	66
								199	H	ETSU	55	56
								218	A	Presbyterian	49	39
								218	H	Presbyterian	50	42
								234	H	Liberty	52	58
								251	A	High Point	69	53
								251	H	High Point	58	33
								252	N	Ark.-Pine Bluff	51	31
								254	A	UNC Asheville	61	55
								254	H	UNC Asheville	61	60
								266	A	Charleston So.	43	60
								266	H	Charleston So.	54	37
								288	A	Western Caro.	50	48
								312	A	Gardner-Webb	73	61
								316	A	USC Upstate	56	41
								333	N	Morgan St.	62	51
								336	A	Winthrop	70	35
								336	H	Winthrop	61	32
								342	A	Longwood	66	54
								342	H	Longwood	74	50
								343	H	N.C. Central	61	30
LAST 12 Division I GAMES:												
				218	H	Presbyterian	50	42				
				251	A	High Point	69	53				
				336	A	Winthrop	70	35				
				254	H	UNC Asheville	61	60				
				266	A	Charleston So.	43	60				
				342	H	Longwood	74	50				
				234	H	Liberty	52	58				
				312	A	Gardner-Webb	73	61				
				251	H	High Point	58	33				
				342	A	Longwood	66	54				
				336	H	Winthrop	61	32				
				218	A	Presbyterian	49	39				

Non-Div I Games: Columbia (SC) 73 32 Saint Augustine's 69 33 St. Andrews 94 39

Campbell

Average RPI Win: 253		WON-LOST	WINNING	LAST 10	STRENGTH OF	OPP. STRENGTH	TEAM	ADJ.	CONF.	ADJ CONF.
Average RPI Loss: 154		RECORD	PCT. RANK	GAMES	SCHEDULE	OF SCHEDULE	RPI	RPI	RPI	RPI
DIV. I ONLY		9- 19	264	4- 6	193	227	264	264	18	18
DIV. I NON-CONF.		1- 8	314	0- 0	90	241	268	268	17	17
TOTALS		RPI 1-25	RPI 26-50	W-L RECORDS	RPI 51-100	RPI 101-150	RPI 150+			
9- 19	0- 1		0- 1	OVERALL	0- 1	0- 6	9- 10			
5- 9	0- 0		0- 1	HOME	0- 1	0- 3	5- 4			
4- 10	0- 1		0- 0	AWAY	0- 0	0- 3	4- 6			
0- 0	0- 0		0- 0	NEUTRAL	0- 0	0- 0	0- 0			
1- 8	0- 1		0- 0	NON-CONFERENCE	0- 1	0- 2	1- 4			
0- 4	0- 0		0- 0	HOME	0- 1	0- 1	0- 2			
1- 4	0- 1		0- 0	AWAY	0- 0	0- 1	1- 2			
0- 0	0- 0		0- 0	NEUTRAL	0- 0	0- 0	0- 0			
8- 11	0- 0		0- 1	CONFERENCE	0- 0	0- 4	8- 6			
5- 5	0- 0		0- 1	HOME	0- 0	0- 2	5- 2			
3- 6	0- 0		0- 0	AWAY	0- 0	0- 2	3- 4			
0- 0	0- 0		0- 0	NEUTRAL	0- 0	0- 0	0- 0			

[illegible]

Non-Div I Games:

Canisius

Loss, Non-Conf, S Site, H Home A Away N Neutral

Central Ark.

Through Games Of Feb. 23, 2017

Average RPI Win:	272	WON-LOST	WINNING	LAST 10	STRENGTH OF	OPP. STRENGTH	TEAM	ADJ.	CONF.	ADJ CONF.
Average RPI Loss:	90	RECORD	PCT. RANK	GAMES	SCHEDULE	OF SCHEDULE	RPI	RPI	RPI	RPI
DIV. I ONLY	18- 4	17	10- 0	324	270	122	122	27	27	
DIV. I NON-CONF.	4- 2	97	0- 0	277	78	99	99	27	27	
TOTALS	RPI 1-25	RPI 26-50	W-L RECORDS	RPI 51-100	RPI 101-150	RPI 150+				
18- 4	0- 1	0- 0	OVERALL	1- 0	1- 3	16- 0				
8- 1	0- 0	0- 0	HOME	0- 0	1- 1	7- 0				
8- 3	0- 0	0- 0	AWAY	1- 0	0- 1	7- 0				
2- 0	0- 0	0- 0	NEUTRAL	0- 0	0- 0	2- 0				
4- 2	0- 1	0- 0	NON-CONFERENCE	0- 0	0- 1	4- 0				
1- 0	0- 0	0- 0	HOME	0- 0	0- 0	1- 0				
1- 2	0- 1	0- 0	AWAY	0- 0	0- 1	1- 0				
2- 0	0- 0	0- 0	NEUTRAL	0- 0	0- 0	2- 0				
14- 2	0- 0	0- 0	CONFERENCE	1- 0	1- 2	12- 0				
7- 1	0- 0	0- 0	HOME	0- 0	1- 1	6- 0				
7- 1	0- 0	0- 0	AWAY	1- 0	0- 1	6- 0				
0- 0	0- 0	0- 0	NEUTRAL	0- 0	0- 0	0- 0				

RPI 1-25				RPI 26-50				RPI 51-100				RPI 101+ Team's RPI: 122			
RPI	S	Opponent	Score	RPI	S	Opponent	Score	RPI	S	Opponent	Score	RPI	S	Opponent	Score
25	A	Texas A&M	49 74					99	A	SFA	67 63	101	A	Abilene Christian	76 83
												101	H	Abilene Christian	80 70
												105	A	Texas Tech	45 79
												130	H	Lamar University	56 70
												172	N	Houston	69 55
												201	A	New Orleans	55 51
												234	N	Liberty	61 41
												280	A	McNeese	72 49
												280	H	McNeese	67 52
												293	A	A&M-Corpus Christi	49 41
												307	A	Alcorn	71 57
												307	H	Alcorn	59 45
												309	A	Nicholls St.	61 52
												314	H	Northwestern St.	76 43
												327	A	Southeastern La.	78 64
												327	H	Southeastern La.	77 55
												329	H	Incarinate Word	63 50
												339	A	Houston Baptist	80 49
												339	H	Houston Baptist	83 39
												340	H	Sam Houston St.	75 48
LAST 12 Division I GAMES:															
327	A	Southeastern La.	78 64	280	A	McNeese	72 49								
339	H	Houston Baptist	83 39	329	H	Incarinate Word	63 50								
340	H	Sam Houston St.	75 48	99	A	SFA	67 63								
309	A	Nicholls St.	61 52	201	A	New Orleans	55 51								
101	H	Abilene Christian	80 70	280	H	McNeese	67 52								
327	H	Southeastern La.	77 55	293	A	A&M-Corpus Christi	49 41								

Non-Div I Games: Crowley's Ridge 102 31 Williams Baptist 82 32 Central Baptist 94 47 Hendrix 71 39
Central Ark.

Loss, Non-Conf, S Site, H Home A Away N Neutral

Average RPI Win:	300	WON-LOST	WINNING	LAST 10	STRENGTH OF	OPP. STRENGTH	TEAM	ADJ.	CONF.	ADJ CONF.
Average RPI Loss:	214	RECORD	PCT. RANK	GAMES	SCHEDULE	OF SCHEDULE	RPI	RPI	RPI	RPI
DIV. I ONLY	9- 18	259	2- 8	329	317	319	319	31	31	
DIV. I NON-CONF.	1- 10	325	0- 0	296	136	344	344	32	32	
TOTALS	RPI 1-25	RPI 26-50	W-L RECORDS	RPI 51-100	RPI 101-150	RPI 150+				
9- 18	0- 0	0- 1	OVERALL	0- 2	0- 0	9- 15				
6- 5	0- 0	0- 0	HOME	0- 0	0- 0	6- 5				
3- 12	0- 0	0- 1	AWAY	0- 2	0- 0	3- 9				
0- 1	0- 0	0- 0	NEUTRAL	0- 0	0- 0	0- 1				
1- 10	0- 0	0- 1	NON-CONFERENCE	0- 2	0- 0	1- 7				
1- 2	0- 0	0- 0	HOME	0- 0	0- 0	1- 2				
0- 7	0- 0	0- 1	AWAY	0- 2	0- 0	0- 4				
0- 1	0- 0	0- 0	NEUTRAL	0- 0	0- 0	0- 1				
8- 8	0- 0	0- 0	CONFERENCE	0- 0	0- 0	8- 8				
5- 3	0- 0	0- 0	HOME	0- 0	0- 0	5- 3				
3- 5	0- 0	0- 0	AWAY	0- 0	0- 0	3- 5				
0- 0	0- 0	0- 0	NEUTRAL	0- 0	0- 0	0- 0				

RPI S	Opponent	Score	RPI S	Opponent	Score	RPI S	Opponent	Score	RPI S	Opponent	Score	Team's RPI: 319
29	A Syracuse	63 95	79	A New Hampshire	52 56	164	A Boston College	46 66				
			90	A Virginia Tech	47 81	180	H Hartford	58 68				
						194	A Sacred Heart	61 82				
						194	H Sacred Heart	67 50				
						209	A Seton Hall	70 78				
						210	A Robert Morris	46 55				
						210	H Robert Morris	39 62				
						235	A Dartmouth	51 61				
						240	H Stony Brook	59 64				
						242	A Saint Francis (PA)	81 87				
						242	H Saint Francis (PA)	70 72				
						271	N San Diego St.	62 80				
						272	H Bryant	53 52				
						279	A Mt. St. Mary's	66 81				
						279	H Mt. St. Mary's	68 58				
						281	H Vermont	78 76				
						310	A Massachusetts	37 76				
						326	A St. Francis Brooklyn	61 53				
						332	A LIU Brooklyn	76 71				
						332	H LIU Brooklyn	62 68				
						338	A Wagner	83 71				
						338	H Wagner	66 53				
						344	A Fairleigh Dickinson	64 77				
						344	H Fairleigh Dickinson	68 49				
LAST 12 Division I GAMES:												
242	H Saint Francis (PA)	70 72	332	H LIU Brooklyn	62 68							
210	H Robert Morris	39 62	272	H Bryant	53 52							
344	A Fairleigh Dickinson	64 77	210	A Robert Morris	46 55							
194	A Sacred Heart	61 82	242	A Saint Francis (PA)	81 87							
338	A Wagner	83 71	332	A LIU Brooklyn	76 71							
279	A Mt. St. Mary's	66 81	344	H Fairleigh Dickinson	68 49							

Non-Div I Games:

Central Conn. St.

■ Loss,
 ■ Non-Conf,
 ■ S Site,
 ■ Home
 ■ A Away
 N Neutral

Average RPI Win:	180	WON-LOST	WINNING	LAST 10	STRENGTH OF	OPP. STRENGTH	TEAM	ADJ.	CONF.	ADJ CONF.
Average RPI Loss:	57	RECORD	PCT. RANK	GAMES	SCHEDULE	OF SCHEDULE	RPI	RPI	RPI	RPI
DIV. I ONLY	21- 6	27	8- 2	95	91	36	36	10	10	
DIV. I NON-CONF.	8- 4	97	0- 0	259	37	144	144	12	12	
TOTALS	RPI 1-25	RPI 26-50	W-L RECORDS	RPI 51-100	RPI 101-150	RPI 150+				
21- 6	0- 1	2- 1	OVERALL	5- 4	2- 0	12- 0				
14- 1	0- 0	1- 1	HOME	4- 0	1- 0	8- 0				
5- 5	0- 1	1- 0	AWAY	1- 4	1- 0	2- 0				
2- 0	0- 0	0- 0	NEUTRAL	0- 0	0- 0	2- 0				
8- 4	0- 1	0- 1	NON-CONFERENCE	1- 2	0- 0	7- 0				
6- 1	0- 0	0- 1	HOME	1- 0	0- 0	5- 0				
0- 3	0- 1	0- 0	AWAY	0- 2	0- 0	0- 0				
2- 0	0- 0	0- 0	NEUTRAL	0- 0	0- 0	2- 0				
13- 2	0- 0	2- 0	CONFERENCE	4- 2	2- 0	5- 0				
8- 0	0- 0	1- 0	HOME	3- 0	1- 0	3- 0				
5- 2	0- 0	1- 0	AWAY	1- 2	1- 0	2- 0				
0- 0	0- 0	0- 0	NEUTRAL	0- 0	0- 0	0- 0				

RPI 1-25				RPI 26-50				Team's RPI: 36				RPI 51-100				RPI 101+			
RPI	S	Opponent	Score	RPI	S	Opponent	Score	RPI	S	Opponent	Score	RPI	S	Opponent	Score	RPI	S	Opponent	Score
2	A	Notre Dame	47 107	26	H	Elon	57 71	65	A	Buffalo	56 67	103	A	Kent St.	91 78				
				49	A	Ohio	70 64	65	H	Buffalo	88 71	121	H	Ball St.	101 92				
				49	H	Ohio	64 59	76	A	Middle Tenn.	69 79	158	H	Oakland	70 67				
								80	A	Northern Ill.	109 94	184	H	Western Mich.	94 83				
								80	H	Northern Ill.	109 86	200	H	Illinois	82 51				
								82	A	Purdue	51 62	230	H	Miami (OH)	80 61				
								89	A	Toledo	72 74	233	H	Furman	81 71				
								89	H	Toledo	72 61	239	H	Akron	89 62				
								100	H	Saint Joseph's	73 71	270	A	Bowling Green	76 65				
												285	A	Eastern Mich.	104 63				
												292	N	North Dakota St.	77 55				
												315	H	Loyola Chicago	95 57				
												317	H	Ill.-Chicago	77 55				
												328	N	Utah Valley	71 62				
LAST 12 Division I GAMES:																			
				80	H	Northern Ill.	109 86	49	H	Ohio	64 59								
				89	H	Toledo	72 61	89	A	Toledo	72 74								
				49	A	Ohio	70 64	65	A	Buffalo	56 67								
				184	H	Western Mich.	94 83	230	H	Miami (OH)	80 61								
				80	A	Northern Ill.	109 94	270	A	Bowling Green	76 65								
				285	A	Eastern Mich.	104 63	121	H	Ball St.	101 92								

Non-Div I Games:

Central Mich.

■ Loss,
 ■ Non-Conf, S Site,
 ■ Home
 ■ Away
 N Neutral

Charleston So.

Through Games Of Feb. 23, 2017

Average RPI Win:	264	WON-LOST	WINNING	LAST 10	STRENGTH OF	OPP. STRENGTH	TEAM	ADJ.	CONF.	ADJ CONF.
Average RPI Loss:	201	RECORD	PCT. RANK	GAMES	SCHEDULE	OF SCHEDULE	RPI	RPI	RPI	RPI
DIV. I ONLY	11- 12	190	6- 4	314	311	266	266	28	28	
DIV. I NON-CONF.	3- 5	223	0- 0	341	193	320	320	28	28	
TOTALS	RPI 1-25	RPI 26-50	W-L RECORDS	RPI 51-100	RPI 101-150	RPI 150+				
11- 12	0- 0	0- 0	OVERALL	0- 1	1- 2	10- 9				
8- 4	0- 0	0- 0	HOME	0- 0	1- 0	7- 4				
3- 8	0- 0	0- 0	AWAY	0- 1	0- 2	3- 5				
0- 0	0- 0	0- 0	NEUTRAL	0- 0	0- 0	0- 0				
3- 5	0- 0	0- 0	NON-CONFERENCE	0- 1	0- 1	3- 3				
2- 2	0- 0	0- 0	HOME	0- 0	0- 0	2- 2				
1- 3	0- 0	0- 0	AWAY	0- 1	0- 1	1- 1				
0- 0	0- 0	0- 0	NEUTRAL	0- 0	0- 0	0- 0				
8- 7	0- 0	0- 0	CONFERENCE	0- 0	1- 1	7- 6				
6- 2	0- 0	0- 0	HOME	0- 0	1- 0	5- 2				
2- 5	0- 0	0- 0	AWAY	0- 0	0- 1	2- 4				
0- 0	0- 0	0- 0	NEUTRAL	0- 0	0- 0	0- 0				

RPI 1-25			RPI 26-50			RPI 51-100			RPI 101+			Team's RPI: 266
RPI	S	Opponent	Score	RPI	S	Opponent	Score	RPI	S	Opponent	Score	
						57 A West Virginia	38 88			111 A North Carolina	77 93	
										134 A Radford	59 67	
										134 H Radford	57 45	
										193 H Col. of Charleston	76 79	
										195 A Campbell	37 54	
										195 H Campbell	60 43	
										218 A Presbyterian	48 50	
										218 H Presbyterian	52 34	
										226 H Ga. Southern	55 54	
										234 A Liberty	56 67	
										234 H Liberty	72 81	
										245 H Wofford	45 59	
										251 A High Point	74 68	
										251 H High Point	62 64	
										254 A UNC Asheville	47 56	
										254 H UNC Asheville	73 66	
										288 A Western Caro.	53 58	
										290 A Lipscomb	67 52	
										312 H Gardner-Webb	64 57	
										336 H Winthrop	71 52	
										342 A Longwood	62 47	
										347 H South Carolina St.	67 62	
LAST 12 Division I GAMES:												
251	H	High Point	62 64	254	A	UNC Asheville	47 56					
234	A	Liberty	56 67	342	A	Longwood	62 47					
254	H	UNC Asheville	73 66	312	H	Gardner-Webb	64 57					
134	A	Radford	59 67	134	H	Radford	57 45					
195	H	Campbell	60 43	218	A	Presbyterian	48 50					
218	H	Presbyterian	52 34	336	H	Winthrop	71 52					

Non-Div I Games: Southern Wesleyan 80 57 Montreat 79 50 Paine 75 67

Charleston So.

Loss, Non-Conf, S Site, H Home A Away N Neutral

Average RPI Win:	199	WON-LOST	WINNING	LAST 10	STRENGTH OF	OPP. STRENGTH	TEAM	ADJ.	CONF.	ADJ CONF.
Average RPI Loss:	101	RECORD	PCT. RANK	GAMES	SCHEDULE	OF SCHEDULE	RPI	RPI	RPI	RPI
DIV. I ONLY	17- 9	94	5- 5	169	98	113	113	14	14	
DIV. I NON-CONF.	8- 3	67	0- 0	293	23	112	112	16	16	
TOTALS	RPI 1-25	RPI 26-50	W-L RECORDS	RPI 51-100	RPI 101-150	RPI 150+				
17- 9	0- 1	1- 1	OVERALL	0- 3	4- 1	12- 3				
8- 4	0- 0	1- 0	HOME	0- 1	0- 1	7- 2				
9- 3	0- 1	0- 1	AWAY	0- 0	4- 0	5- 1				
0- 2	0- 0	0- 0	NEUTRAL	0- 2	0- 0	0- 0				
8- 3	0- 1	0- 0	NON-CONFERENCE	0- 2	2- 0	6- 0				
5- 0	0- 0	0- 0	HOME	0- 0	0- 0	5- 0				
3- 1	0- 1	0- 0	AWAY	0- 0	2- 0	1- 0				
0- 2	0- 0	0- 0	NEUTRAL	0- 2	0- 0	0- 0				
9- 6	0- 0	1- 1	CONFERENCE	0- 1	2- 1	6- 3				
3- 4	0- 0	1- 0	HOME	0- 1	0- 1	2- 2				
6- 2	0- 0	0- 1	AWAY	0- 0	2- 0	4- 1				
0- 0	0- 0	0- 0	NEUTRAL	0- 0	0- 0	0- 0				

RPI	S	Opponent	Score	RPI	S	Opponent	Score	RPI	S	Opponent	Score	RPI	S	Opponent	Score	Team's RPI: 113
16	A	Miami (FL)	46 80	50	A	Western Ky.	74 75	69	N	Utah	68 81	117	A	Old Dominion	86 75	
				50	H	Western Ky.	89 85	73	N	Boise St.	65 68	117	H	Old Dominion	70 72	
								76	H	Middle Tenn.	81 83	123	A	Southern Miss.	78 61	
												135	A	Duquesne	77 63	
												143	A	Pittsburgh	70 63	
												154	H	East Carolina	79 64	
												157	A	Louisiana Tech	54 80	
												165	A	Rice	69 51	
												165	H	Rice	52 55	
												182	H	UAB	81 88	
												187	A	North Texas	78 63	
												187	H	North Texas	66 49	
												193	A	Col. of Charleston	62 49	
												211	H	Wisconsin	63 48	
												218	H	Presbyterian	71 63	
												256	H	Marshall	93 77	
												278	H	Davidson	93 79	
												291	A	FIU	101 54	
												335	A	Fla. Atlantic	72 66	
												342	H	Longwood	66 41	
LAST 12 Division I GAMES:																
				50	A	Western Ky.	74 75			165	H	Rice	52 55			
				117	H	Old Dominion	70 72			187	H	North Texas	66 49			
				76	H	Middle Tenn.	81 83			117	A	Old Dominion	86 75			
				182	H	UAB	81 88			123	A	Southern Miss.	78 61			
				291	A	FIU	101 54			157	A	Louisiana Tech	54 80			
				335	A	Fla. Atlantic	72 66			256	H	Marshall	93 77			

Non-Div I Games:

Charlotte

■ Loss,
 ■ Non-Conf, S Site,
 ■ Home
 ■ Away
 N Neutral

Chattanooga

Through Games Of Feb. 23, 2017

Average RPI Win:	216	WON-LOST	WINNING	LAST 10	STRENGTH OF	OPP. STRENGTH	TEAM	ADJ.	CONF.	ADJ CONF.
Average RPI Loss:	85	RECORD	PCT. RANK	GAMES	SCHEDULE	OF SCHEDULE	RPI	RPI	RPI	RPI
DIV. I ONLY	17- 10	104	8- 2	92	115	87	87	17	17	
DIV. I NON-CONF.	6- 8	203	0- 0	67	18	122	122	20	20	
TOTALS	RPI 1-25	RPI 26-50	W-L RECORDS	RPI 51-100	RPI 101-150	RPI 150+				
17- 10	0- 3	0- 2	OVERALL	2- 2	1- 1	14- 2				
7- 4	0- 1	0- 2	HOME	1- 1	1- 0	5- 0				
8- 5	0- 2	0- 0	AWAY	1- 1	0- 0	7- 2				
2- 1	0- 0	0- 0	NEUTRAL	0- 0	0- 1	2- 0				
6- 8	0- 3	0- 2	NON-CONFERENCE	0- 2	1- 1	5- 0				
1- 4	0- 1	0- 2	HOME	0- 1	1- 0	0- 0				
3- 3	0- 2	0- 0	AWAY	0- 1	0- 0	3- 0				
2- 1	0- 0	0- 0	NEUTRAL	0- 0	0- 1	2- 0				
11- 2	0- 0	0- 0	CONFERENCE	2- 0	0- 0	9- 2				
6- 0	0- 0	0- 0	HOME	1- 0	0- 0	5- 0				
5- 2	0- 0	0- 0	AWAY	1- 0	0- 0	4- 2				
0- 0	0- 0	0- 0	NEUTRAL	0- 0	0- 0	0- 0				

RPI 1-25				RPI 26-50				RPI 51-100 Team's RPI: 87				RPI 101+			
RPI	S	Opponent	Score	RPI	S	Opponent	Score	RPI	S	Opponent	Score	RPI	S	Opponent	Score
1	A	UConn	43 80	31	H	Green Bay	55 71	84	H	Florida	61 72	118	H	Stetson	66 55
2	H	Notre Dame	58 79	45	H	Indiana	76 79	92	A	Mercer	74 56	142	N	Maine	39 49
13	A	Louisville	47 63					92	H	Mercer	70 50	199	A	ETSU	70 62
								97	A	FGCU	55 68	199	H	ETSU	60 45
												203	A	UNCG	72 75
												203	H	UNCG	58 55
												214	A	Rutgers	66 53
												218	A	Presbyterian	56 48
												231	A	Samford	77 61
												231	H	Samford	51 45
												233	A	Furman	48 65
												233	H	Furman	66 43
												241	A	UT Martin	80 60
												245	A	Wofford	71 61
												270	N	Bowling Green	54 49
												288	A	Western Caro.	60 48
												288	H	Western Caro.	67 46
												318	N	Lafayette	68 43
LAST 12 Division I GAMES:															
233	H	Furman	66 43	233	A	Furman	48 65								
288	A	Western Caro.	60 48	245	A	Wofford	71 61								
203	A	UNCG	72 75	203	H	UNCG	58 55								
199	A	ETSU	70 62	288	H	Western Caro.	67 46								
231	H	Samford	51 45	199	H	ETSU	60 45								
92	H	Mercer	70 50	92	A	Mercer	74 56								

Non-Div I Games:

Chattanooga

■ Loss,
 ■ Non-Conf,
 ■ S Site,
 ■ Home
 ■ A Away
 N Neutral

Average RPI Win:	0	WON-LOST	WINNING	LAST 10	STRENGTH OF	OPP. STRENGTH	TEAM	ADJ.	CONF.	ADJ CONF.
Average RPI Loss:	198	RECORD	PCT. RANK	GAMES	SCHEDULE	OF SCHEDULE	RPI	RPI	RPI	RPI
DIV. I ONLY	0- 26	348	0- 10	144	327	337	337	29	29	
DIV. I NON-CONF.	0- 14	335	0- 0	73	304	312	312	29	29	
TOTALS	RPI 1-25	RPI 26-50	W-L RECORDS	RPI 51-100	RPI 101-150	RPI 150+				
0- 26	0- 1	0- 0	OVERALL	0- 3	0- 4	0- 18				
0- 11	0- 0	0- 0	HOME	0- 1	0- 1	0- 9				
0- 15	0- 1	0- 0	AWAY	0- 2	0- 3	0- 9				
0- 0	0- 0	0- 0	NEUTRAL	0- 0	0- 0	0- 0				
0- 14	0- 1	0- 0	NON-CONFERENCE	0- 3	0- 4	0- 6				
0- 6	0- 0	0- 0	HOME	0- 1	0- 1	0- 4				
0- 8	0- 1	0- 0	AWAY	0- 2	0- 3	0- 2				
0- 0	0- 0	0- 0	NEUTRAL	0- 0	0- 0	0- 0				
0- 12	0- 0	0- 0	CONFERENCE	0- 0	0- 0	0- 12				
0- 5	0- 0	0- 0	HOME	0- 0	0- 0	0- 5				
0- 7	0- 0	0- 0	AWAY	0- 0	0- 0	0- 7				
0- 0	0- 0	0- 0	NEUTRAL	0- 0	0- 0	0- 0				

RPI 1-25				RPI 26-50				RPI 51-100				RPI 101+ Team's RPI: 337			
RPI	S	Opponent	Score	RPI	S	Opponent	Score	RPI	S	Opponent	Score	RPI	S	Opponent	Score
17	A	Kansas St.	33 83					71	A	Northwestern	42 75	121	A	Ball St.	53 88
								80	A	Northern Ill.	85 94	139	H	Wright St.	65 71
								86	H	Western Ill.	50 54	145	A	Cincinnati	53 81
												146	A	Milwaukee	49 71
												158	H	Oakland	60 80
												160	A	New Mexico St.	63 100
												160	H	New Mexico St.	54 65
												171	A	Morehead St.	55 63
												184	H	Western Mich.	51 64
												215	A	Grand Canyon	39 57
												215	H	Grand Canyon	62 73
												219	A	Seattle U	53 82
												219	H	Seattle U	51 64
												229	A	UTRGV	43 71
												229	H	UTRGV	46 57
												268	A	CSU Bakersfield	48 83
												298	H	Valparaiso	51 53
												313	H	NJIT	42 57
												315	A	Loyola Chicago	54 59
												323	A	UMKC	53 62
												328	A	Utah Valley	54 73
												328	H	Utah Valley	59 62
LAST 12 Division I GAMES:															
215	H	Grand Canyon	62 73	268	A	CSU Bakersfield	48 83	229	H	UTRGV	46 57				
323	A	UMKC	53 62	219	H	Seattle U	51 64	328	H	Utah Valley	59 62				
328	A	Utah Valley	54 73	160	A	New Mexico St.	63 100	229	A	UTRGV	43 71				
219	A	Seattle U	53 82												
160	H	New Mexico St.	54 65												
215	A	Grand Canyon	39 57												

Non-Div I Games:

Chicago St.

■ Loss,
■ Non-Conf,
■ S Site,
■ H Home
■ A Away
N Neutral

Average RPI Win:	212	WON-LOST	WINNING	LAST 10	STRENGTH OF	OPP. STRENGTH	TEAM	ADJ.	CONF.	ADJ CONF.
Average RPI Loss:	90	RECORD	PCT. RANK	GAMES	SCHEDULE	OF SCHEDULE	RPI	RPI	RPI	RPI
DIV. I ONLY	15- 11	129	4- 6	179	80	145	145	5	5	
DIV. I NON-CONF.	8- 4	97	0- 0	326	235	209	209	5	5	
TOTALS	RPI 1-25	RPI 26-50	W-L RECORDS	RPI 51-100	RPI 101-150	RPI 150+				
15- 11	0- 2	0- 1	OVERALL	1- 4	1- 1	13- 3				
10- 5	0- 1	0- 0	HOME	1- 2	1- 0	8- 2				
5- 6	0- 1	0- 1	AWAY	0- 2	0- 1	5- 1				
0- 0	0- 0	0- 0	NEUTRAL	0- 0	0- 0	0- 0				
8- 4	0- 1	0- 0	NON-CONFERENCE	0- 1	0- 0	8- 2				
5- 3	0- 0	0- 0	HOME	0- 1	0- 0	5- 2				
3- 1	0- 1	0- 0	AWAY	0- 0	0- 0	3- 0				
0- 0	0- 0	0- 0	NEUTRAL	0- 0	0- 0	0- 0				
7- 7	0- 1	0- 1	CONFERENCE	1- 3	1- 1	5- 1				
5- 2	0- 1	0- 0	HOME	1- 1	1- 0	3- 0				
2- 5	0- 0	0- 1	AWAY	0- 2	0- 1	2- 1				
0- 0	0- 0	0- 0	NEUTRAL	0- 0	0- 0	0- 0				

RPI 1-25				RPI 26-50				RPI 51-100				RPI 101+ Team's RPI: 145			
RPI	S	Opponent	Score	RPI	S	Opponent	Score	RPI	S	Opponent	Score	RPI	S	Opponent	Score
1	H	UConn	49 96	32	A	South Fla.	52 72	54	A	Tulane	51 62	106	A	UCF	44 64
24	A	Ohio St.	38 80					54	H	Tulane	68 74	106	H	UCF	63 57
								83	H	Georgia	48 51	154	A	East Carolina	69 80
								88	A	SMU	47 64	154	H	East Carolina	74 64
								88	H	SMU	67 65	167	A	Memphis	66 59
												167	H	Memphis	68 57
												172	A	Houston	71 62
												172	H	Houston	85 64
												187	H	Xavier	61 72
												205	H	Indiana St.	55 63
												230	A	Miami (OH)	49 43
												244	H	Howard	66 56
												252	H	Ark.-Pine Bluff	72 42
												265	A	Southeast Mo. St.	83 75
												267	H	Tennessee Tech	60 38
												270	A	Bowling Green	68 58
												294	H	Eastern Ill.	78 64
												337	H	Chicago St.	81 53
LAST 12 Division I GAMES:															
154	A	East Carolina	69 80	54	H	Tulane	68 74								
167	H	Memphis	68 57	106	A	UCF	44 64								
54	A	Tulane	51 62	154	H	East Carolina	74 64								
172	A	Houston	71 62	88	H	SMU	67 65								
1	H	UConn	49 96	167	A	Memphis	66 59								
32	A	South Fla.	52 72	172	H	Houston	85 64								

Non-Div I Games: Clarion 92 54

Cincinnati

Average RPI Win:	204	WON-LOST	WINNING	LAST 10	STRENGTH OF	OPP. STRENGTH	TEAM	ADJ.	CONF.	ADJ CONF.
Average RPI Loss:	39	RECORD	PCT. RANK	GAMES	SCHEDULE	OF SCHEDULE	RPI	RPI	RPI	RPI
DIV. I ONLY	14- 15	181	3- 7	52	65	115	115	3	3	
DIV. I NON-CONF.	11- 2	23	0- 0	199	287	82	82	4	4	
TOTALS	RPI 1-25	RPI 26-50	W-L RECORDS	RPI 51-100	RPI 101-150	RPI 150+				
14- 15	0- 7	0- 4	OVERALL	1- 3	4- 0	9- 1				
9- 7	0- 3	0- 3	HOME	1- 1	2- 0	6- 0				
3- 8	0- 4	0- 1	AWAY	0- 2	1- 0	2- 1				
2- 0	0- 0	0- 0	NEUTRAL	0- 0	1- 0	1- 0				
11- 2	0- 1	0- 1	NON-CONFERENCE	0- 0	2- 0	9- 0				
7- 1	0- 0	0- 1	HOME	0- 0	1- 0	6- 0				
2- 1	0- 1	0- 0	AWAY	0- 0	0- 0	2- 0				
2- 0	0- 0	0- 0	NEUTRAL	0- 0	1- 0	1- 0				
3- 13	0- 6	0- 3	CONFERENCE	1- 3	2- 0	0- 1				
2- 6	0- 3	0- 2	HOME	1- 1	1- 0	0- 0				
1- 7	0- 3	0- 1	AWAY	0- 2	1- 0	0- 1				
0- 0	0- 0	0- 0	NEUTRAL	0- 0	0- 0	0- 0				

RPI 1-25				RPI 26-50				RPI 51-100				RPI 101+ Team's RPI: 115			
RPI	S	Opponent	Score	RPI	S	Opponent	Score	RPI	S	Opponent	Score	RPI	S	Opponent	Score
2	H	Notre Dame	80 84	29	H	Syracuse	62 88	52	A	Georgia Tech	58 72	111	H	North Carolina	78 67
4	A	South Carolina	61 83	30	H	Oregon	59 87	52	H	Georgia Tech	62 61	139	N	Wright St.	75 51
8	A	Duke	37 65	37	A	North Carolina St.	53 65	68	A	Wake Forest	56 68	142	H	Maine	69 61
11	A	Florida St.	47 80	48	H	Virginia	37 69	90	H	Virginia Tech	69 78	143	A	Pittsburgh	54 46
11	H	Florida St.	27 86									157	H	Louisiana Tech	78 67
13	H	Louisville	46 60									164	A	Boston College	48 60
16	A	Miami (FL)	57 81									191	H	Bethune-Cookman	59 38
												225	A	Monmouth	60 47
												226	H	Ga. Southern	58 47
												249	A	Jacksonville St.	69 63
												273	H	Coastal Caro.	64 57
												288	H	Western Caro.	78 63
												315	N	Loyola Chicago	61 40
												347	H	South Carolina St.	56 36
LAST 12 Division I GAMES:															
				52	A	Georgia Tech	58 72	8	A	Duke	37 65				
				11	A	Florida St.	47 80	52	H	Georgia Tech	62 61				
				2	H	Notre Dame	80 84	13	H	Louisville	46 60				
				16	A	Miami (FL)	57 81	37	A	North Carolina St.	53 65				
				143	A	Pittsburgh	54 46	48	H	Virginia	37 69				
				111	H	North Carolina	78 67	11	H	Florida St.	27 86				

Non-Div I Games:

Clemson

■ Loss,
 ■ Non-Conf, S Site,
 ■ Home
 ■ Away
 N Neutral

Average RPI Win:	269	WON-LOST	WINNING	LAST 10	STRENGTH OF	OPP. STRENGTH	TEAM	ADJ.	CONF.	ADJ CONF.
Average RPI Loss:	127	RECORD	PCT. RANK	GAMES	SCHEDULE	OF SCHEDULE	RPI	RPI	RPI	RPI
DIV. I ONLY	13- 13	171	4- 6	188	251	176	176	19	19	
DIV. I NON-CONF.	4- 5	198	0- 0	151	244	154	154	21	21	
TOTALS	RPI 1-25	RPI 26-50	W-L RECORDS	RPI 51-100	RPI 101-150	RPI 150+				
13- 13	0- 1	0- 2	OVERALL	0- 2	0- 5	13- 3				
5- 5	0- 0	0- 1	HOME	0- 1	0- 2	5- 1				
7- 8	0- 1	0- 1	AWAY	0- 1	0- 3	7- 2				
1- 0	0- 0	0- 0	NEUTRAL	0- 0	0- 0	1- 0				
4- 5	0- 1	0- 0	NON-CONFERENCE	0- 2	0- 1	4- 1				
0- 2	0- 0	0- 0	HOME	0- 1	0- 0	0- 1				
3- 3	0- 1	0- 0	AWAY	0- 1	0- 1	3- 0				
1- 0	0- 0	0- 0	NEUTRAL	0- 0	0- 0	1- 0				
9- 8	0- 0	0- 2	CONFERENCE	0- 0	0- 4	9- 2				
5- 3	0- 0	0- 1	HOME	0- 0	0- 2	5- 0				
4- 5	0- 0	0- 1	AWAY	0- 0	0- 2	4- 2				
0- 0	0- 0	0- 0	NEUTRAL	0- 0	0- 0	0- 0				

RPI 1-25			RPI 26-50			RPI 51-100			RPI 101+			Team's RPI: 176
RPI	S	Opponent	Score	RPI	S	Opponent	Score	RPI	S	Opponent	Score	
24	A	Ohio St.	78 96	31	A	Green Bay	60 79	75	A	Bucknell	66 77	126 A Navy 63 88
				31	H	Green Bay	51 65	89	H	Toledo	59 92	139 A Wright St. 63 84
												139 H Wright St. 60 65
												146 A Milwaukee 72 76
												146 H Milwaukee 78 80
												158 A Oakland 74 62
												163 A Detroit Mercy 54 66
												163 H Detroit Mercy 75 50
												224 N Richmond 69 65
												237 H Niagara 49 67
												260 A Evansville 66 62
												270 A Bowling Green 64 56
												294 A Eastern Ill. 66 56
												295 A Northern Ky. 58 54
												295 H Northern Ky. 77 58
												298 A Valparaiso 66 62
												298 H Valparaiso 71 60
												311 A Youngstown St. 67 92
												311 H Youngstown St. 71 68
												317 A Ill.-Chicago 63 59
												317 H Ill.-Chicago 77 59
LAST 12 Division I GAMES:												
163	H	Detroit Mercy	75 50	317	A	Ill.-Chicago	63 59					
295	H	Northern Ky.	77 58	31	H	Green Bay	51 65					
139	H	Wright St.	60 65	146	H	Milwaukee	78 80					
146	A	Milwaukee	72 76	163	A	Detroit Mercy	54 66					
31	A	Green Bay	60 79	158	A	Oakland	74 62					
298	A	Valparaiso	66 62	311	A	Youngstown St.	67 92					

Non-Div I Games: Notre Dame (OH) 51 66 Lake Erie 65 42

Cleveland St.

Loss, Non-Conf, S Site, H Home A Away N Neutral

Average RPI Win:	274	WON-LOST	WINNING	LAST 10	STRENGTH OF	OPP. STRENGTH	TEAM	ADJ.	CONF.	ADJ CONF.
Average RPI Loss:	176	RECORD	PCT. RANK	GAMES	SCHEDULE	OF SCHEDULE	RPI	RPI	RPI	RPI
DIV. I ONLY	10- 14	224	4- 6	315	269	273	273	21	21	
DIV. I NON-CONF.	4- 4	165	0- 0	346	341	290	290	19	19	
TOTALS	RPI 1-25	RPI 26-50	W-L RECORDS	RPI 51-100	RPI 101-150	RPI 150+				
10- 14	0- 0	0- 0	OVERALL	0- 4	0- 2	10- 8				
5- 5	0- 0	0- 0	HOME	0- 2	0- 0	5- 3				
4- 9	0- 0	0- 0	AWAY	0- 2	0- 2	4- 5				
1- 0	0- 0	0- 0	NEUTRAL	0- 0	0- 0	1- 0				
4- 4	0- 0	0- 0	NON-CONFERENCE	0- 0	0- 1	4- 3				
1- 1	0- 0	0- 0	HOME	0- 0	0- 0	1- 1				
2- 3	0- 0	0- 0	AWAY	0- 0	0- 1	2- 2				
1- 0	0- 0	0- 0	NEUTRAL	0- 0	0- 0	1- 0				
6- 10	0- 0	0- 0	CONFERENCE	0- 4	0- 1	6- 5				
4- 4	0- 0	0- 0	HOME	0- 2	0- 0	4- 2				
2- 6	0- 0	0- 0	AWAY	0- 2	0- 1	2- 3				
0- 0	0- 0	0- 0	NEUTRAL	0- 0	0- 0	0- 0				

RPI 1-25			RPI 26-50			RPI 51-100			RPI 101+ Team's RPI: 273		
RPI	S	Opponent	Score	RPI	S	Opponent	Score	RPI	S	Opponent	Score
								51	A	Little Rock	47 79
								51	H	Little Rock	66 74
								94	A	UT Arlington	58 60
								94	H	UT Arlington	41 70
								107	A	Troy	66 78
								115	A	Clemson	57 64
								168	A	Texas St.	62 83
								168	H	Texas St.	64 48
								193	A	Col. of Charleston	79 72
								212	H	Appalachian St.	60 55
								226	A	Ga. Southern	70 78
								226	H	Ga. Southern	62 65
								242	H	Saint Francis (PA)	59 70
								245	A	Wofford	62 67
								246	A	South Ala.	61 45
								256	A	Marshall	66 84
								263	A	Georgia St.	73 67
								263	H	Georgia St.	48 69
								320	A	Fort Wayne	72 57
								321	A	Arkansas St.	52 60
								321	H	Arkansas St.	57 55
								331	H	La.-Monroe	75 48
								343	H	N.C. Central	66 50
								347	N	South Carolina St.	63 54
LAST 12 Division I GAMES:											
								331	H	La.-Monroe	75 48
								107	A	Troy	66 78
								246	A	South Ala.	61 45
								226	H	Ga. Southern	62 65
								263	H	Georgia St.	48 69
								51	A	Little Rock	47 79
								321	A	Arkansas St.	52 60
								168	H	Texas St.	64 48
								94	H	UT Arlington	41 70
								263	A	Georgia St.	73 67
								226	A	Ga. Southern	70 78
								212	H	Appalachian St.	60 55

Non-Div I Games: Pfeiffer 91 49 Catawba 58 63

Coastal Caro.

Loss, Non-Conf, S Site, H Home A Away N Neutral

Average RPI Win:	197	WON-LOST	WINNING	LAST 10	STRENGTH OF	OPP. STRENGTH	TEAM	ADJ.	CONF.	ADJ CONF.
Average RPI Loss:	123	RECORD	PCT. RANK	GAMES	SCHEDULE	OF SCHEDULE	RPI	RPI	RPI	RPI
DIV. I ONLY	9- 17	256	4- 6	99	106	193	193	9	9	
DIV. I NON-CONF.	3- 8	262	0- 0	186	138	228	228	8	8	
TOTALS	RPI 1-25	RPI 26-50	W-L RECORDS	RPI 51-100	RPI 101-150	RPI 150+				
9- 17	0- 1	0- 5	OVERALL	1- 2	2- 2	6- 7				
5- 6	0- 0	0- 2	HOME	1- 1	1- 1	3- 2				
4- 11	0- 1	0- 3	AWAY	0- 1	1- 1	3- 5				
0- 0	0- 0	0- 0	NEUTRAL	0- 0	0- 0	0- 0				
3- 8	0- 1	0- 2	NON-CONFERENCE	0- 1	0- 1	3- 3				
0- 4	0- 0	0- 0	HOME	0- 1	0- 1	0- 2				
3- 4	0- 1	0- 2	AWAY	0- 0	0- 0	3- 1				
0- 0	0- 0	0- 0	NEUTRAL	0- 0	0- 0	0- 0				
6- 9	0- 0	0- 3	CONFERENCE	1- 1	2- 1	3- 4				
5- 2	0- 0	0- 2	HOME	1- 0	1- 0	3- 0				
1- 7	0- 0	0- 1	AWAY	0- 1	1- 1	0- 4				
0- 0	0- 0	0- 0	NEUTRAL	0- 0	0- 0	0- 0				

RPI 1-25				RPI 26-50				RPI 51-100				RPI 101+ Team's RPI: 193			
RPI	S	Opponent	Score	RPI	S	Opponent	Score	RPI	S	Opponent	Score	RPI	S	Opponent	Score
13	A	Louisville	58 86	26	A	Elon	57 70	56	A	Drexel	57 70	113	H	Charlotte	49 62
				26	H	Elon	56 84	56	H	Drexel	79 75	131	A	Delaware	66 71
				37	A	North Carolina St.	47 91	90	H	Virginia Tech	61 71	147	A	William & Mary	71 69
				38	H	James Madison	78 84					147	H	William & Mary	70 60
				50	A	Western Ky.	76 89					156	A	Northeastern	44 61
												172	A	Houston	63 79
												179	A	Hofstra	81 85
												179	H	Hofstra	71 55
												206	A	Towson	59 61
												206	H	Towson	59 54
												212	A	Appalachian St.	65 62
												222	A	UNCW	61 67
												222	H	UNCW	76 37
												266	A	Charleston So.	79 76
												273	H	Coastal Caro.	72 79
												299	H	North Florida	47 60
												336	A	Winthrop	95 64
LAST 12 Division I GAMES:															
				38	H	James Madison	78 84	222	A	UNCW	61 67				
				147	A	William & Mary	71 69	179	H	Hofstra	71 55				
				156	A	Northeastern	44 61	131	A	Delaware	66 71				
				179	A	Hofstra	81 85	56	A	Drexel	57 70				
				206	H	Towson	59 54	206	A	Towson	59 61				
				56	H	Drexel	79 75	26	H	Elon	56 84				

Non-Div I Games:

Col. of Charleston

■ Loss,
 ■ Non-Conf,
 ■ S Site,
 ■ H Home
 ■ A Away
 N Neutral

Average RPI Win: 256	WON-LOST	WINNING	LAST 10	STRENGTH OF	OPP. STRENGTH	TEAM	ADJ.	CONF.	ADJ CONF.
Average RPI Loss: 169	RECORD	PCT. RANK	GAMES	SCHEDULE	OF SCHEDULE	RPI	RPI	RPI	RPI
DIV. I ONLY	10- 17	243	5- 5	211	266	248	248	23	23
DIV. I NON-CONF.	3- 8	262	0- 0	260	222	282	282	25	25
TOTALS	RPI 1-25	RPI 26-50	W-L RECORDS	RPI 51-100	RPI 101-150	RPI 150+			
10- 17	0- 0	0- 0	OVERALL	0- 4	1- 2	9- 11			
7- 5	0- 0	0- 0	HOME	0- 1	0- 2	7- 2			
3- 12	0- 0	0- 0	AWAY	0- 3	1- 0	2- 9			
0- 0	0- 0	0- 0	NEUTRAL	0- 0	0- 0	0- 0			
3- 8	0- 0	0- 0	NON-CONFERENCE	0- 2	0- 1	3- 5			
2- 1	0- 0	0- 0	HOME	0- 0	0- 1	2- 0			
1- 7	0- 0	0- 0	AWAY	0- 2	0- 0	1- 5			
0- 0	0- 0	0- 0	NEUTRAL	0- 0	0- 0	0- 0			
7- 9	0- 0	0- 0	CONFERENCE	0- 2	1- 1	6- 6			
5- 4	0- 0	0- 0	HOME	0- 1	0- 1	5- 2			
2- 5	0- 0	0- 0	AWAY	0- 1	1- 0	1- 4			
0- 0	0- 0	0- 0	NEUTRAL	0- 0	0- 0	0- 0			

RPI 1-25				RPI 26-50				RPI 51-100				RPI 101+ Team's RPI: 248					
RPI	S	Opponent	Score	RPI	S	Opponent	Score	RPI	S	Opponent	Score	RPI	S	Opponent	Score		
								74	A	Gonzaga	42	72	119	H	Cornell	57	70
								75	A	Bucknell	56	79	126	A	Navy	69	61
								75	H	Bucknell	49	79	126	H	Navy	67	80
								82	A	Purdue	51	71	152	A	Army West Point	47	57
													152	H	Army West Point	69	76
													159	A	Brown	67	62
													173	A	Columbia	67	75
													175	A	Providence	85	92
													178	A	Siena	63	71
													197	A	American	57	68
													197	H	American	62	73
													206	H	Towson	76	71
													232	A	St. Bonaventure	57	70
													243	A	Boston U.	51	65
													243	H	Boston U.	96	87
													277	A	Loyola Maryland	77	87
													277	H	Loyola Maryland	76	62
													297	A	Holy Cross	62	54
													297	H	Holy Cross	70	52
													306	H	Lehigh	75	70
													318	H	Lafayette	76	69
													332	H	LIU Brooklyn	76	61
													341	A	UMass Lowell	77	82
LAST 12 Division I GAMES:																	
				306	H	Lehigh	75	70				297	H	Holy Cross	70	52	
				277	H	Loyola Maryland	76	62				197	H	American	62	73	
				243	A	Boston U.	51	65				277	A	Loyola Maryland	77	87	
				75	H	Bucknell	49	79				243	H	Boston U.	96	87	
				152	A	Army West Point	47	57				75	A	Bucknell	56	79	
				126	A	Navy	69	61				152	H	Army West Point	69	76	

Non-Div I Games:

Colgate

■ Loss,
 ■ Non-Conf,
 ■ S Site,
 ■ Home
 ■ A Away
 N Neutral

Average RPI Win:	191	WON-LOST	WINNING	LAST 10	STRENGTH OF	OPP. STRENGTH	TEAM	ADJ.	CONF.	ADJ CONF.
Average RPI Loss:	90	RECORD	PCT. RANK	GAMES	SCHEDULE	OF SCHEDULE	RPI	RPI	RPI	RPI
DIV. I ONLY	19- 6	40	9- 1	139	107	47	47	13	13	
DIV. I NON-CONF.	6- 4	127	0- 0	247	55	139	139	15	15	
TOTALS	RPI 1-25	RPI 26-50	W-L RECORDS	RPI 51-100	RPI 101-150	RPI 150+				
19- 6	0- 2	0- 0	OVERALL	3- 2	4- 0	12- 2				
12- 1	0- 0	0- 0	HOME	1- 1	3- 0	8- 0				
7- 5	0- 1	0- 0	AWAY	2- 1	1- 0	4- 1				
0- 0	0- 0	0- 0	NEUTRAL	0- 0	0- 0	0- 0				
6- 4	0- 2	0- 0	NON-CONFERENCE	0- 1	1- 0	5- 1				
5- 0	0- 0	0- 0	HOME	0- 0	1- 0	4- 0				
1- 4	0- 2	0- 0	AWAY	0- 1	0- 0	1- 1				
0- 0	0- 0	0- 0	NEUTRAL	0- 0	0- 0	0- 0				
13- 2	0- 0	0- 0	CONFERENCE	3- 1	3- 0	7- 1				
7- 1	0- 0	0- 0	HOME	1- 1	2- 0	4- 0				
6- 1	0- 0	0- 0	AWAY	2- 0	1- 0	3- 1				
0- 0	0- 0	0- 0	NEUTRAL	0- 0	0- 0	0- 0				

RPI 1-25				RPI 26-50				RPI 51-100				RPI 101+			
RPI	S	Opponent	Score	RPI	S	Opponent	Score	RPI	S	Opponent	Score	RPI	S	Opponent	Score
7	A	Washington	68 101					72	A	Colorado	56 74	114	H	Wyoming	61 54
15	A	Oklahoma	55 70					73	A	Boise St.	60 53	125	H	Northern Colo.	58 47
								73	H	Boise St.	45 51	136	A	New Mexico	78 63
								95	A	UNLV	57 37	136	H	New Mexico	58 55
								95	H	UNLV	44 41	155	H	Omaha	69 42
												177	A	Fresno St.	66 64
												177	H	Fresno St.	73 56
												183	A	Utah St.	48 55
												183	H	Utah St.	74 43
												190	A	Nebraska	59 62
												196	A	San Jose St.	68 56
												196	H	San Jose St.	70 67
												219	H	Seattle U	66 62
												271	H	San Diego St.	60 43
												303	H	Denver	76 49
												322	A	Air Force	72 35
												327	H	Southeastern La.	77 31
												330	A	Montana	63 49
LAST 12 Division I GAMES:															
136	H	New Mexico	58 55	271	H	San Diego St.	60 43								
114	H	Wyoming	61 54	196	A	San Jose St.	68 56								
177	A	Fresno St.	66 64	183	H	Utah St.	74 43								
183	A	Utah St.	48 55	177	H	Fresno St.	73 56								
95	H	UNLV	44 41	136	A	New Mexico	78 63								
73	A	Boise St.	60 53	322	A	Air Force	72 35								

Non-Div I Games: N.M. Highlands 96 31 Adams St. 76 29

Colorado St.

Average RPI Win:	255	WON-LOST	WINNING	LAST 10	STRENGTH OF	OPP. STRENGTH	TEAM	ADJ.	CONF.	ADJ CONF.
Average RPI Loss:	120	RECORD	PCT. RANK	GAMES	SCHEDULE	OF SCHEDULE	RPI	RPI	RPI	RPI
DIV. I ONLY	13- 10	142	3- 7	253	206	173	173	8	8	
DIV. I NON-CONF.	10- 3	54	1- 1	339	327	169	169	9	9	
TOTALS	RPI 1-25	RPI 26-50	W-L RECORDS	RPI 51-100	RPI 101-150	RPI 150+				
13- 10	0- 0	0- 2	OVERALL	0- 1	1- 4	12- 3				
5- 5	0- 0	0- 1	HOME	0- 1	0- 2	5- 1				
8- 5	0- 0	0- 1	AWAY	0- 0	1- 2	7- 2				
0- 0	0- 0	0- 0	NEUTRAL	0- 0	0- 0	0- 0				
10- 3	0- 0	0- 0	NON-CONFERENCE	0- 0	0- 1	10- 2				
4- 1	0- 0	0- 0	HOME	0- 0	0- 0	4- 1				
6- 2	0- 0	0- 0	AWAY	0- 0	0- 1	6- 1				
0- 0	0- 0	0- 0	NEUTRAL	0- 0	0- 0	0- 0				
3- 7	0- 0	0- 2	CONFERENCE	0- 1	1- 3	2- 1				
1- 4	0- 0	0- 1	HOME	0- 1	0- 2	1- 0				
2- 3	0- 0	0- 1	AWAY	0- 0	1- 1	1- 1				
0- 0	0- 0	0- 0	NEUTRAL	0- 0	0- 0	0- 0				

RPI S	Opponent	Score	RPI S	Opponent	Score	RPI S	Opponent	Score	RPI S	Opponent	Score	Team's RPI: 173
			27 A	Harvard	68 70	85 H	Penn	54 64	109 A	Long Beach St.	60 73	
			27 H	Harvard	55 58				110 H	Princeton	52 62	
									119 A	Cornell	70 77	
									119 H	Cornell	55 69	
									137 A	Yale	72 68	
									159 A	Brown	60 69	
									175 H	Providence	66 64	
									207 A	Binghamton	75 65	
									208 H	UMBC	56 67	
									224 A	Richmond	65 58	
									235 A	Dartmouth	91 88	
									235 H	Dartmouth	69 48	
									240 A	Stony Brook	53 55	
									242 A	Saint Francis (PA)	84 77	
									248 H	Colgate	75 67	
									277 A	Loyola Maryland	65 53	
									313 A	NJIT	65 51	
									332 H	LIU Brooklyn	66 57	
									341 H	UMass Lowell	76 57	
									345 A	Cal St. Fullerton	61 46	
LAST 12 Division I GAMES:												
235 H	Dartmouth	69 48	27 A	Harvard	68 70							
27 H	Harvard	55 58	235 A	Dartmouth	91 88							
110 H	Princeton	52 62	119 H	Cornell	55 69							
85 H	Penn	54 64	119 A	Cornell	70 77							
159 A	Brown	60 69	313 A	NJIT	65 51							
137 A	Yale	72 68	109 A	Long Beach St.	60 73							

Non-Div I Games:

Columbia

■ Loss,
 ■ Non-Conf, S Site,
 ■ Home
 ■ Away
 N Neutral

Average RPI Win: 316	WON-LOST	WINNING	LAST 10	STRENGTH OF	OPP. STRENGTH	TEAM	ADJ.	CONF.	ADJ CONF.
Average RPI Loss: 160	RECORD	PCT. RANK	GAMES	SCHEDULE	OF SCHEDULE	RPI	RPI	RPI	RPI
DIV. I ONLY	8- 18	271	5- 5	245	308	276	276	32	32
DIV. I NON-CONF.	0- 12	335	0- 0	53	72	296	296	31	31
TOTALS	RPI 1-25	RPI 26-50	W-L RECORDS	RPI 51-100	RPI 101-150	RPI 150+			
8- 18	0- 1	0- 3	OVERALL	0- 2	0- 2	8- 10			
4- 4	0- 0	0- 0	HOME	0- 1	0- 0	4- 3			
4- 13	0- 1	0- 3	AWAY	0- 1	0- 2	4- 6			
0- 1	0- 0	0- 0	NEUTRAL	0- 0	0- 0	0- 1			
0- 12	0- 1	0- 3	NON-CONFERENCE	0- 2	0- 2	0- 4			
0- 1	0- 0	0- 0	HOME	0- 1	0- 0	0- 0			
0- 10	0- 1	0- 3	AWAY	0- 1	0- 2	0- 3			
0- 1	0- 0	0- 0	NEUTRAL	0- 0	0- 0	0- 1			
8- 6	0- 0	0- 0	CONFERENCE	0- 0	0- 0	8- 6			
4- 3	0- 0	0- 0	HOME	0- 0	0- 0	4- 3			
4- 3	0- 0	0- 0	AWAY	0- 0	0- 0	4- 3			
0- 0	0- 0	0- 0	NEUTRAL	0- 0	0- 0	0- 0			

RPI 1-25				RPI 26-50				RPI 51-100				RPI 101+				Team's RPI: 276	
RPI	S	Opponent	Score	RPI	S	Opponent	Score	RPI	S	Opponent	Score	RPI	S	Opponent	Score		
16	A	Miami (FL)	35 75	29	A	Syracuse	30 76	57	A	West Virginia	39 69	111	A	North Carolina	55 90		
				46	A	George Washington	46 77	99	H	SFA	57 72	138	A	VCU	44 73		
				48	A	Virginia	40 103					191	A	Bethune-Cookman	52 71		
												191	H	Bethune-Cookman	56 76		
												192	A	Hampton	54 78		
												199	N	ETSU	58 70		
												206	A	Towson	65 69		
												208	A	UMBC	63 73		
												244	A	Howard	58 66		
												247	A	UMES	55 49		
												274	H	Norfolk St.	45 49		
												279	A	Mt. St. Mary's	48 54		
												284	A	Savannah St.	59 47		
												285	H	N.C. A&T	65 57		
												333	H	Morgan St.	61 45		
												334	A	Florida A&M	70 62		
												343	H	N.C. Central	46 58		
												347	A	South Carolina St.	66 63		
												347	H	South Carolina St.	70 54		
												348	H	Delaware St.	77 64		
LAST 12 Division I GAMES:																	
				284	A	Savannah St.	59 47					192	A	Hampton	54 78		
				347	A	South Carolina St.	66 63					333	H	Morgan St.	61 45		
				348	H	Delaware St.	77 64					274	H	Norfolk St.	45 49		
				191	H	Bethune-Cookman	56 76					244	A	Howard	58 66		
				343	H	N.C. Central	46 58					285	H	N.C. A&T	65 57		
				247	A	UMES	55 49					191	A	Bethune-Cookman	52 71		

Non-Div I Games:

Coppin St.

■ Loss,
 ■ Non-Conf,
 ■ S Site,
 ■ Home
 ■ A Away
 N Neutral

Average RPI Win: 212	WON-LOST	WINNING	LAST 10	STRENGTH OF	OPP. STRENGTH	TEAM	ADJ.	CONF.	ADJ CONF.
Average RPI Loss: 140	RECORD	PCT. RANK	GAMES	SCHEDULE	OF SCHEDULE	RPI	RPI	RPI	RPI
DIV. I ONLY	14- 9	111	5- 5	149	224	119	119	8	8
DIV. I NON-CONF.	9- 4	85	2- 0	262	322	129	129	9	9
TOTALS	RPI 1-25	RPI 26-50	W-L RECORDS	RPI 51-100	RPI 101-150	RPI 150+			
14- 9	0- 0	1- 1	OVERALL	1- 2	1- 2	11- 4			
7- 3	0- 0	1- 0	HOME	1- 2	0- 1	5- 0			
7- 6	0- 0	0- 1	AWAY	0- 0	1- 1	6- 4			
0- 0	0- 0	0- 0	NEUTRAL	0- 0	0- 0	0- 0			
9- 4	0- 0	0- 0	NON-CONFERENCE	1- 1	0- 1	8- 2			
4- 1	0- 0	0- 0	HOME	1- 1	0- 0	3- 0			
5- 3	0- 0	0- 0	AWAY	0- 0	0- 1	5- 2			
0- 0	0- 0	0- 0	NEUTRAL	0- 0	0- 0	0- 0			
5- 5	0- 0	1- 1	CONFERENCE	0- 1	1- 1	3- 2			
3- 2	0- 0	1- 0	HOME	0- 1	0- 1	2- 0			
2- 3	0- 0	0- 1	AWAY	0- 0	1- 0	1- 2			
0- 0	0- 0	0- 0	NEUTRAL	0- 0	0- 0	0- 0			

RPI S	Opponent	Score	RPI S	Opponent	Score	RPI S	Opponent	Score	RPI S	Opponent	Score	Team's RPI: 119
27	A Harvard	59 62	27	H Harvard	57 52	56	H Drexel	53 63	110	H Princeton	54 58	
						79	H New Hampshire	61 56	137	A Yale	76 63	
						85	H Penn	55 61	143	A Pittsburgh	44 56	
									159	A Brown	67 72	
									173	A Columbia	69 55	
									173	H Columbia	77 70	
									206	A Towson	63 68	
									207	A Binghamton	54 51	
									235	A Dartmouth	74 84	
									235	H Dartmouth	72 57	
									240	A Stony Brook	65 66	
									242	A Saint Francis (PA)	78 72	
									244	H Howard	67 55	
									248	A Colgate	70 57	
									264	H Canisius	60 43	
									277	H Loyola Maryland	58 50	
									311	A Youngstown St.	80 75	
									348	A Delaware St.	72 51	
LAST 12 Division I GAMES:												
27	H Harvard	57 52	235	A Dartmouth	74 84							
235	H Dartmouth	72 57	27	A Harvard	59 62							
85	H Penn	55 61	173	A Columbia	69 55							
110	H Princeton	54 58	173	H Columbia	77 70							
137	A Yale	76 63	348	A Delaware St.	72 51							
159	A Brown	67 72	207	A Binghamton	54 51							

Non-Div I Games:

Cornell

 Loss,
 Non-Conf, S Site,
 Home
 Away
N Neutral

Creighton

Through Games Of Feb. 23, 2017

Average RPI Win:	124	WON-LOST	WINNING	LAST 10	STRENGTH OF	OPP. STRENGTH	TEAM	ADJ.	CONF.	ADJ CONF.
Average RPI Loss:	59	RECORD	PCT. RANK	GAMES	SCHEDULE	OF SCHEDULE	RPI	RPI	RPI	RPI
DIV. I ONLY	20- 6	33	9- 1	45	58	18	18	7	7	
DIV. I NON-CONF.	6- 4	127	0- 0	64	27	62	62	7	7	
TOTALS	RPI 1-25	RPI 26-50	W-L RECORDS	RPI 51-100	RPI 101-150	RPI 150+				
20- 6	0- 3	4- 1	OVERALL	6- 1	0- 0	10- 1				
12- 1	0- 1	2- 0	HOME	3- 0	0- 0	7- 0				
7- 4	0- 1	1- 1	AWAY	3- 1	0- 0	3- 1				
1- 1	0- 1	1- 0	NEUTRAL	0- 0	0- 0	0- 0				
6- 4	0- 1	2- 1	NON-CONFERENCE	0- 1	0- 0	4- 1				
4- 0	0- 0	1- 0	HOME	0- 0	0- 0	3- 0				
1- 3	0- 0	0- 1	AWAY	0- 1	0- 0	1- 1				
1- 1	0- 1	1- 0	NEUTRAL	0- 0	0- 0	0- 0				
14- 2	0- 2	2- 0	CONFERENCE	6- 0	0- 0	6- 0				
8- 1	0- 1	1- 0	HOME	3- 0	0- 0	4- 0				
6- 1	0- 1	1- 0	AWAY	3- 0	0- 0	2- 0				
0- 0	0- 0	0- 0	NEUTRAL	0- 0	0- 0	0- 0				

RPI S	Opponent	Score	RPI S	Opponent	Score	RPI S	Opponent	Score	RPI S	Opponent	Score
19 A	DePaul	65 79	34 H	Drake	80 77	58 A	Villanova	47 44	155 H	Omaha	82 45
19 H	DePaul	56 60	35 A	South Dakota St.	56 63	58 H	Villanova	60 46	166 H	Kansas	69 49
22 N	Missouri	63 72	41 A	Marquette	83 63	60 A	UNI	49 50	175 A	Providence	58 51
			41 H	Marquette	80 77	61 A	Georgetown	67 59	175 H	Providence	88 57
			44 N	Dayton	56 53	61 H	Georgetown	70 68	187 H	Xavier	63 52
						70 A	St. John's (NY)	55 43	190 H	Nebraska	80 64
						70 H	St. John's (NY)	67 60	198 A	Wichita St.	54 62
									209 A	Seton Hall	70 60
									209 H	Seton Hall	61 44
									223 A	Marist	72 50
									250 H	Butler	67 52
LAST 12 Division I GAMES:											
70 H	St. John's (NY)	67 60	19 H	DePaul	56 60						
209 H	Seton Hall	61 44	209 A	Seton Hall	70 60						
175 H	Providence	88 57	70 A	St. John's (NY)	55 43						
61 A	Georgetown	67 59	175 A	Providence	58 51						
58 A	Villanova	47 44	58 H	Villanova	60 46						
41 H	Marquette	80 77	61 H	Georgetown	70 68						

Non-Div I Games:

Creighton

■ Loss,
■ Non-Conf,
■ S Site,
■ H Home
■ A Away
N Neutral

Average RPI Win:	235	WON-LOST	WINNING	LAST 10	STRENGTH OF	OPP. STRENGTH	TEAM	ADJ.	CONF.	ADJ CONF.
Average RPI Loss:	136	RECORD	PCT. RANK	GAMES	SCHEDULE	OF SCHEDULE	RPI	RPI	RPI	RPI
DIV. I ONLY	6- 17	299	1- 9	86	209	235	235	8	8	
DIV. I NON-CONF.	5- 8	218	1- 1	225	292	232	232	9	9	
TOTALS	RPI 1-25	RPI 26-50	W-L RECORDS	RPI 51-100	RPI 101-150	RPI 150+				
6- 17	0- 0	0- 2	OVERALL	0- 2	2- 6	4- 7				
4- 6	0- 0	0- 1	HOME	0- 0	2- 1	2- 4				
2- 11	0- 0	0- 1	AWAY	0- 2	0- 5	2- 3				
0- 0	0- 0	0- 0	NEUTRAL	0- 0	0- 0	0- 0				
5- 8	0- 0	0- 0	NON-CONFERENCE	0- 1	1- 3	4- 4				
3- 2	0- 0	0- 0	HOME	0- 0	1- 0	2- 2				
2- 6	0- 0	0- 0	AWAY	0- 1	0- 3	2- 2				
0- 0	0- 0	0- 0	NEUTRAL	0- 0	0- 0	0- 0				
1- 9	0- 0	0- 2	CONFERENCE	0- 1	1- 3	0- 3				
1- 4	0- 0	0- 1	HOME	0- 0	1- 1	0- 2				
0- 5	0- 0	0- 1	AWAY	0- 1	0- 2	0- 1				
0- 0	0- 0	0- 0	NEUTRAL	0- 0	0- 0	0- 0				

RPI S	Opponent	Score	RPI S	Opponent	Score	RPI S	Opponent	Score	RPI S	Opponent	Score	Team's RPI: 235
27	A Harvard	65 70	27	H Harvard	61 70	79	A New Hampshire	47 64	110	A Princeton	55 85	
						85	A Penn	38 68	117	A Old Dominion	56 82	
									119	A Cornell	57 72	
									119	H Cornell	84 74	
									133	H Albany (NY)	69 61	
									137	H Yale	50 57	
									142	A Maine	55 60	
									147	A William & Mary	50 63	
									152	H Army West Point	60 68	
									159	H Brown	62 65	
									164	A Boston College	53 65	
									173	A Columbia	48 69	
									173	H Columbia	88 91	
									223	H Marist	61 66	
									243	A Boston U.	61 49	
									281	A Vermont	54 59	
									297	H Holy Cross	53 49	
									301	A Rhode Island	62 52	
									319	H Central Conn. St.	61 51	
LAST 12 Division I GAMES:												
173	A Columbia	48 69	119	H Cornell	84 74							
119	A Cornell	57 72	173	H Columbia	88 91							
159	H Brown	62 65	27	H Harvard	61 70							
137	H Yale	50 57	27	A Harvard	65 70							
85	A Penn	38 68	79	A New Hampshire	47 64							
110	A Princeton	55 85	133	H Albany (NY)	69 61							

Non-Div I Games:

Dartmouth

Average RPI Win: 232	WON-LOST	WINNING	LAST 10	STRENGTH OF	OPP. STRENGTH	TEAM	ADJ.	CONF.	ADJ CONF.
Average RPI Loss: 142	RECORD	PCT. RANK	GAMES	SCHEDULE	OF SCHEDULE	RPI	RPI	RPI	RPI
DIV. I ONLY	6- 22	314	3- 7	89	200	278	278	12	12
DIV. I NON-CONF.	2- 10	305	0- 0	48	299	264	264	11	11
TOTALS	RPI 1-25	RPI 26-50	W-L RECORDS	RPI 51-100	RPI 101-150	RPI 150+			
6- 22	0- 0	0- 3	OVERALL	0- 3	1- 8	5- 8			
5- 9	0- 0	0- 1	HOME	0- 1	1- 3	4- 4			
1- 11	0- 0	0- 2	AWAY	0- 1	0- 4	1- 4			
0- 2	0- 0	0- 0	NEUTRAL	0- 1	0- 1	0- 0			
2- 10	0- 0	0- 1	NON-CONFERENCE	0- 2	0- 4	2- 3			
2- 4	0- 0	0- 0	HOME	0- 1	0- 2	2- 1			
0- 4	0- 0	0- 1	AWAY	0- 0	0- 1	0- 2			
0- 2	0- 0	0- 0	NEUTRAL	0- 1	0- 1	0- 0			
4- 12	0- 0	0- 2	CONFERENCE	0- 1	1- 4	3- 5			
3- 5	0- 0	0- 1	HOME	0- 0	1- 1	2- 3			
1- 7	0- 0	0- 1	AWAY	0- 1	0- 3	1- 2			
0- 0	0- 0	0- 0	NEUTRAL	0- 0	0- 0	0- 0			

RPI S	Opponent	Score	RPI S	Opponent	Score	RPI S	Opponent	Score	RPI S	Opponent	Score	Team's RPI: 278
39	A Michigan St.	34 70	89	N Toledo	41 76	102	H Saint Louis	69 106				
44	H Dayton	52 68	92	H Mercer	60 67	106	H UCF	38 57				
46	A George Washington	62 76	100	A Saint Joseph's	54 69	108	A Fordham	72 85				
						108	H Fordham	52 51				
						113	A Charlotte	79 93				
						134	H Radford	40 44				
						135	A Duquesne	51 73				
						138	A VCU	47 54				
						144	N Idaho St.	58 70				
						169	H La Salle	58 65				
						184	A Western Mich.	63 76				
						186	A George Mason	55 59				
						186	H George Mason	58 54				
						199	A ETSU	56 76				
						222	H UNCW	58 67				
						224	H Richmond	52 61				
						232	A St. Bonaventure	51 70				
						233	H Furman	71 61				
						251	H High Point	82 72				
						301	H Rhode Island	74 64				
						310	A Massachusetts	63 59				
						310	H Massachusetts	60 61				
LAST 12 Division I GAMES:												
138	A VCU	47 54	44	H Dayton	52 68							
100	A Saint Joseph's	54 69	224	H Richmond	52 61							
108	H Fordham	52 51	232	A St. Bonaventure	51 70							
301	H Rhode Island	74 64	169	H La Salle	58 65							
186	A George Mason	55 59	186	H George Mason	58 54							
310	A Massachusetts	63 59	46	A George Washington	62 76							

Non-Div I Games:

Davidson

■ Loss,
 ■ Non-Conf,
 ■ S Site,
 ■ H Home
 ■ A Away
 N Neutral

Average RPI Win:	175	WON-LOST	WINNING	LAST 10	STRENGTH OF	OPP. STRENGTH	TEAM	ADJ.	CONF.	ADJ CONF.
Average RPI Loss:	64	RECORD	PCT. RANK	GAMES	SCHEDULE	OF SCHEDULE	RPI	RPI	RPI	RPI
DIV. I ONLY	19- 9	77	8- 2	63	87	44	44	12	12	
DIV. I NON-CONF.	6- 6	165	0- 0	30	12	77	77	11	11	
TOTALS	RPI 1-25	RPI 26-50	W-L RECORDS	RPI 51-100	RPI 101-150	RPI 150+				
19- 9	1- 2	1- 3	OVERALL	1- 2	7- 1	9- 1				
8- 3	0- 0	1- 1	HOME	1- 1	2- 0	4- 1				
8- 4	0- 1	0- 2	AWAY	0- 0	4- 1	4- 0				
3- 2	1- 1	0- 0	NEUTRAL	0- 1	1- 0	1- 0				
6- 6	1- 2	0- 2	NON-CONFERENCE	0- 2	2- 0	3- 0				
1- 2	0- 0	0- 1	HOME	0- 1	0- 0	1- 0				
2- 2	0- 1	0- 1	AWAY	0- 0	1- 0	1- 0				
3- 2	1- 1	0- 0	NEUTRAL	0- 1	1- 0	1- 0				
13- 3	0- 0	1- 1	CONFERENCE	1- 0	5- 1	6- 1				
7- 1	0- 0	1- 0	HOME	1- 0	2- 0	3- 1				
6- 2	0- 0	0- 1	AWAY	0- 0	3- 1	3- 0				
0- 0	0- 0	0- 0	NEUTRAL	0- 0	0- 0	0- 0				

RPI 1-25				RPI 26-50				Team's RPI: 44	RPI 51-100				RPI 101+			
RPI	S	Opponent	Score	RPI	S	Opponent	Score		RPI	S	Opponent	Score	RPI	S	Opponent	Score
1	A	UConn	65 98	42	H	Quinnipiac	60 63		52	N	Georgia Tech	68 81	102	A	Saint Louis	78 67
18	N	Creighton	53 56	46	A	George Washington	39 52		89	H	Toledo	72 76	102	H	Saint Louis	68 62
25	N	Texas A&M	74 57	46	H	George Washington	50 48		100	H	Saint Joseph's	64 59	108	A	Fordham	52 66
				48	A	Virginia	56 66						110	A	Princeton	62 56
													117	N	Old Dominion	77 69
													135	A	Duquesne	75 64
													135	H	Duquesne	66 47
													138	A	VCU	68 48
													169	H	La Salle	51 54
													186	A	George Mason	60 48
													211	A	Wisconsin	83 64
													224	H	Richmond	55 39
													232	A	St. Bonaventure	62 60
													234	N	Liberty	82 53
													278	A	Davidson	68 52
													301	H	Rhode Island	81 51
													310	H	Massachusetts	77 65
													333	H	Morgan St.	61 42
LAST 12 Division I GAMES:																
102	H	Saint Louis	68 62	278	A	Davidson	68 52									
108	A	Fordham	52 66	301	H	Rhode Island	81 51									
135	H	Duquesne	66 47	186	A	George Mason	60 48									
46	A	George Washington	39 52	100	H	Saint Joseph's	64 59									
224	H	Richmond	55 39	102	A	Saint Louis	78 67									
138	A	VCU	68 48	135	A	Duquesne	75 64									

Non-Div I Games:

Dayton

Average RPI Win:	151	WON-LOST	WINNING	LAST 10	STRENGTH OF	OPP. STRENGTH	TEAM	ADJ.	CONF.	ADJ CONF.
Average RPI Loss:	18	RECORD	PCT. RANK	GAMES	SCHEDULE	OF SCHEDULE	RPI	RPI	RPI	RPI
DIV. I ONLY	22- 6	25	8- 2	50	51	19	19	7	7	
DIV. I NON-CONF.	8- 4	97	0- 0	17	11	35	35	7	7	
TOTALS	RPI 1-25	RPI 26-50	W-L RECORDS	RPI 51-100	RPI 101-150	RPI 150+				
22- 6	2- 4	2- 2	OVERALL	5- 0	0- 0	13- 0				
11- 2	1- 1	0- 1	HOME	2- 0	0- 0	8- 0				
9- 3	1- 2	0- 1	AWAY	3- 0	0- 0	5- 0				
2- 1	0- 1	2- 0	NEUTRAL	0- 0	0- 0	0- 0				
8- 4	0- 4	2- 0	NON-CONFERENCE	1- 0	0- 0	5- 0				
5- 1	0- 1	0- 0	HOME	1- 0	0- 0	4- 0				
1- 2	0- 2	0- 0	AWAY	0- 0	0- 0	1- 0				
2- 1	0- 1	2- 0	NEUTRAL	0- 0	0- 0	0- 0				
14- 2	2- 0	0- 2	CONFERENCE	4- 0	0- 0	8- 0				
6- 1	1- 0	0- 1	HOME	1- 0	0- 0	4- 0				
8- 1	1- 0	0- 1	AWAY	3- 0	0- 0	4- 0				
0- 0	0- 0	0- 0	NEUTRAL	0- 0	0- 0	0- 0				

RPI	S	Opponent	Score
1	A	UConn	46 91
2	H	Notre Dame	61 75
5	N	Baylor	72 104
18	A	Creighton	60 56
18	H	Creighton	79 65
20	A	Temple	74 84

RPI	S	Opponent	Score
29	N	Syracuse	108 84
41	A	Marquette	81 96
41	H	Marquette	101 102
50	N	Western Ky.	77 69

RPI	S	Opponent	Score
58	A	Villanova	80 50
61	A	Georgetown	76 53
70	A	St. John's (NY)	78 66
70	H	St. John's (NY)	54 51
71	H	Northwestern	89 66

RPI	S	Opponent	Score
175	A	Providence	64 55
175	H	Providence	61 56
182	H	UAB	90 80
187	A	Xavier	70 43
187	H	Xavier	85 69
209	A	Seton Hall	96 65
209	H	Seton Hall	86 60
212	H	Appalachian St.	99 58
241	H	UT Martin	100 68
250	A	Butler	92 62
250	H	Butler	100 69
282	H	Prairie View	94 62
315	A	Loyola Chicago	107 46

LAST 12 Division I GAMES:

41	A	Marquette	81 96	18	A	Creighton	60 56
250	A	Butler	92 62	41	H	Marquette	101 102
187	A	Xavier	70 43	187	H	Xavier	85 69
209	H	Seton Hall	86 60	250	H	Butler	100 69
70	H	St. John's (NY)	54 51	70	A	St. John's (NY)	78 66
175	A	Providence	64 55	209	A	Seton Hall	96 65

Non-Div I Games:

DePaul

Delaware

Through Games Of Feb. 23, 2017

Average RPI Win:	194	WON-LOST	WINNING	LAST 10	STRENGTH OF	OPP. STRENGTH	TEAM	ADJ.	CONF.	ADJ CONF.
Average RPI Loss:	93	RECORD	PCT. RANK	GAMES	SCHEDULE	OF SCHEDULE	RPI	RPI	RPI	RPI
DIV. I ONLY	14- 12	150	6- 4	78	125	131	131	9	9	
DIV. I NON-CONF.	6- 5	148	0- 0	100	258	159	159	8	8	
TOTALS	RPI 1-25	RPI 26-50	W-L RECORDS	RPI 51-100	RPI 101-150	RPI 150+				
14- 12	0- 0	0- 4	OVERALL	0- 3	2- 1	12- 4				
8- 6	0- 0	0- 1	HOME	0- 2	1- 1	7- 2				
6- 4	0- 0	0- 2	AWAY	0- 1	1- 0	5- 1				
0- 2	0- 0	0- 1	NEUTRAL	0- 0	0- 0	0- 1				
6- 5	0- 0	0- 1	NON-CONFERENCE	0- 1	1- 0	5- 3				
4- 3	0- 0	0- 0	HOME	0- 1	1- 0	3- 2				
2- 0	0- 0	0- 0	AWAY	0- 0	0- 0	2- 0				
0- 2	0- 0	0- 1	NEUTRAL	0- 0	0- 0	0- 1				
8- 7	0- 0	0- 3	CONFERENCE	0- 2	1- 1	7- 1				
4- 3	0- 0	0- 1	HOME	0- 1	0- 1	4- 0				
4- 4	0- 0	0- 2	AWAY	0- 1	1- 0	3- 1				
0- 0	0- 0	0- 0	NEUTRAL	0- 0	0- 0	0- 0				

RPI S	Opponent	Score	RPI S	Opponent	Score	RPI S	Opponent	Score	RPI S	Opponent	Score	Team's RPI: 131
26	A Elon	42 69	56	A Drexel	49 53	110	H Princeton	66 62				
38	A James Madison	42 77	56	H Drexel	44 54	147	A William & Mary	68 54				
38	H James Madison	51 66	61	H Georgetown	46 54	147	H William & Mary	49 60				
39	N Michigan St.	64 81				152	H Army West Point	47 61				
						156	A Northeastern	41 50				
						156	H Northeastern	65 53				
						163	N Detroit Mercy	64 66				
						179	A Hofstra	73 56				
						179	H Hofstra	56 45				
						180	H Hartford	66 67				
						186	H George Mason	67 51				
						193	H Col. of Charleston	71 66				
						197	A American	56 55				
						206	A Towson	73 67				
						210	H Robert Morris	67 65				
						222	A UNCW	63 52				
						222	H UNCW	57 40				
						232	H St. Bonaventure	43 40				
						277	A Loyola Maryland	47 45				
LAST 12 Division I GAMES:												
56	A Drexel	49 53	206	A Towson	73 67							
156	A Northeastern	41 50	147	A William & Mary	68 54							
179	H Hofstra	56 45	193	H Col. of Charleston	71 66							
38	A James Madison	42 77	156	H Northeastern	65 53							
56	H Drexel	44 54	179	A Hofstra	73 56							
222	H UNCW	57 40	38	H James Madison	51 66							

Non-Div I Games:

Delaware

Loss, Non-Conf, S Site, H Home A Away N Neutral

Schedule 50:				Through Games Of Feb: 15, 1917						
Average RPI Win:	343	WON-LOST	WINNING	LAST 10	STRENGTH OF	OPP. STRENGTH	TEAM	ADJ.	CONF.	ADJ CONF.
Average RPI Loss:	233	RECORD	PCT. RANK	GAMES	SCHEDULE	OF SCHEDULE	RPI	RPI	RPI	RPI
DIV. I ONLY	3- 24	341	2- 8	347	322	348	348	32	32	
DIV. I NON-CONF.	1- 12	332	0- 0	279	231	334	334	31	31	
TOTALS	RPI 1-25	RPI 26-50	W-L RECORDS	RPI 51-100	RPI 101-150	RPI 150+				
3- 24	0- 0	0- 0	OVERALL	0- 3	0- 2	3- 19				
1- 8	0- 0	0- 0	HOME	0- 0	0- 1	1- 7				
2- 16	0- 0	0- 0	AWAY	0- 3	0- 1	2- 12				
0- 0	0- 0	0- 0	NEUTRAL	0- 0	0- 0	0- 0				
1- 12	0- 0	0- 0	NON-CONFERENCE	0- 3	0- 2	1- 7				
0- 3	0- 0	0- 0	HOME	0- 0	0- 1	0- 2				
1- 9	0- 0	0- 0	AWAY	0- 3	0- 1	1- 5				
0- 0	0- 0	0- 0	NEUTRAL	0- 0	0- 0	0- 0				
2- 12	0- 0	0- 0	CONFERENCE	0- 0	0- 0	2- 12				
1- 5	0- 0	0- 0	HOME	0- 0	0- 0	1- 5				
1- 7	0- 0	0- 0	AWAY	0- 0	0- 0	1- 7				
0- 0	0- 0	0- 0	NEUTRAL	0- 0	0- 0	0- 0				

[illegible]

Non-Div I Games:

Delaware St.

■ Loss, ■ Non-Conf, S Site, H Home A Away N Neutral

Average RPI Win: 293	WON-LOST	WINNING	LAST 10	STRENGTH OF	OPP. STRENGTH	TEAM	ADJ.	CONF.	ADJ CONF.
Average RPI Loss: 140	RECORD	PCT. RANK	GAMES	SCHEDULE	OF SCHEDULE	RPI	RPI	RPI	RPI
DIV. I ONLY	6- 22	314	2- 8	196	202	303	303	11	11
DIV. I NON-CONF.	3- 10	280	0- 0	271	301	327	327	10	10
TOTALS	RPI 1-25	RPI 26-50	W-L RECORDS	RPI 51-100	RPI 101-150	RPI 150+			
6- 22	0- 0	0- 3	OVERALL	0- 7	1- 4	5- 8			
4- 9	0- 0	0- 1	HOME	0- 3	0- 1	4- 4			
2- 12	0- 0	0- 2	AWAY	0- 1	1- 2	1- 1			
0- 1	0- 0	0- 0	NEUTRAL	0- 1	0- 0	0- 0			
3- 10	0- 0	0- 1	NON-CONFERENCE	0- 1	0- 3	3- 5			
3- 2	0- 0	0- 0	HOME	0- 0	0- 0	3- 2			
0- 7	0- 0	0- 1	AWAY	0- 0	0- 3	0- 3			
0- 1	0- 0	0- 0	NEUTRAL	0- 1	0- 0	0- 0			
3- 12	0- 0	0- 2	CONFERENCE	0- 6	1- 1	2- 3			
1- 7	0- 0	0- 1	HOME	0- 3	0- 1	1- 2			
2- 5	0- 0	0- 1	AWAY	0- 3	1- 0	1- 1			
0- 0	0- 0	0- 0	NEUTRAL	0- 0	0- 0	0- 0			

Denver

Denver

RPI S	Opponent	Score	RPI S	Opponent	Score	RPI S	Opponent	Score	RPI S	Opponent	Score	Team's RPI: 303
35	A South Dakota St.	54 78	35	H South Dakota St.	63 72	55	A IUPUI	49 71	114	A Wyoming	49 59	
47	A Colorado St.	49 76				55	H IUPUI	45 67	125	A Northern Colo.	48 68	
						60	N UNI	68 79	144	A Idaho St.	64 65	
						63	A South Dakota	64 70	148	A Oral Roberts	47 45	
						63	H South Dakota	44 53	148	H Oral Roberts	57 70	
						86	A Western Ill.	62 87	155	H Omaha	73 82	
						86	H Western Ill.	68 80	156	H Northeastern	69 72	
									215	A Grand Canyon	70 73	
									219	H Seattle U	72 75	
									292	A North Dakota St.	58 67	
									292	H North Dakota St.	80 86	
									296	A Northern Ariz.	67 82	
									304	H Pepperdine	75 67	
									320	A Fort Wayne	78 72	
									320	H Fort Wayne	78 50	
									322	H Air Force	65 52	
									328	A Utah Valley	58 72	
									345	H Cal St. Fullerton	77 58	
LAST 12 Division I GAMES:												
35	A South Dakota St.	54 78	63	H South Dakota	44 53							
148	H Oral Roberts	57 70	148	A Oral Roberts	47 45							
292	A North Dakota St.	58 67	155	H Omaha	73 82							
86	H Western Ill.	68 80	35	H South Dakota St.	63 72							
55	H IUPUI	45 67	55	A IUPUI	49 71							
320	H Fort Wayne	78 50	320	A Fort Wayne	78 72							

Non-Div I Games:

Denver

■ Loss,
 ■ Non-Conf,
 ■ S Site,
 ■ Home
 ■ A Away
 N Neutral

Detroit Mercy

Through Games Of Feb. 23, 2017

Average RPI Win:	213	WON-LOST	WINNING	LAST 10	STRENGTH OF	OPP. STRENGTH	TEAM	ADJ.	CONF.	ADJ CONF.
Average RPI Loss:	168	RECORD	PCT. RANK	GAMES	SCHEDULE	OF SCHEDULE	RPI	RPI	RPI	RPI
DIV. I ONLY	15- 13	154	6- 4	210	215	163	163	19	19	
DIV. I NON-CONF.	4- 7	224	0- 0	263	154	233	233	21	21	
TOTALS	RPI 1-25	RPI 26-50	W-L RECORDS	RPI 51-100	RPI 101-150	RPI 150+				
15- 13	0- 0	1- 1	OVERALL	0- 2	4- 2	10- 8				
10- 2	0- 0	1- 0	HOME	0- 0	3- 0	6- 2				
4- 11	0- 0	0- 1	AWAY	0- 2	0- 2	4- 6				
1- 0	0- 0	0- 0	NEUTRAL	0- 0	1- 0	0- 0				
4- 7	0- 0	0- 0	NON-CONFERENCE	0- 2	2- 0	2- 5				
1- 2	0- 0	0- 0	HOME	0- 0	1- 0	0- 2				
2- 5	0- 0	0- 0	AWAY	0- 2	0- 0	2- 3				
1- 0	0- 0	0- 0	NEUTRAL	0- 0	1- 0	0- 0				
11- 6	0- 0	1- 1	CONFERENCE	0- 0	2- 2	8- 3				
9- 0	0- 0	1- 0	HOME	0- 0	2- 0	6- 0				
2- 6	0- 0	0- 1	AWAY	0- 0	0- 2	2- 3				
0- 0	0- 0	0- 0	NEUTRAL	0- 0	0- 0	0- 0				

RPI S	Opponent	Score	RPI S	Opponent	Score	RPI S	Opponent	Score	RPI S	Opponent	Score	Team's RPI: 163
31	A Green Bay	55 60	78	A Minnesota	91 111	103	H Kent St.	73 52				
31	H Green Bay	76 72	89	A Toledo	66 72	131	N Delaware	66 64				
						139	A Wright St.	69 77				
						139	H Wright St.	85 80				
						146	A Milwaukee	69 81				
						146	H Milwaukee	77 63				
						154	A East Carolina	81 83				
						158	A Oakland	80 71				
						158	H Oakland	71 61				
						170	A CSUN	67 76				
						176	A Cleveland St.	50 75				
						176	H Cleveland St.	66 54				
						184	H Western Mich.	65 75				
						186	H George Mason	54 55				
						221	A Bradley	60 70				
						285	A Eastern Mich.	77 64				
						295	A Northern Ky.	55 53				
						295	H Northern Ky.	57 49				
						298	A Valparaiso	55 57				
						298	H Valparaiso	85 60				
						311	H Youngstown St.	80 63				
						317	A Ill.-Chicago	62 63				
						317	H Ill.-Chicago	98 76				
						348	A Delaware St.	90 71				
LAST 12 Division I GAMES:												
176	A Cleveland St.	50 75	146	H Milwaukee	77 63							
139	H Wright St.	85 80	295	A Northern Ky.	55 53							
298	A Valparaiso	55 57	139	A Wright St.	69 77							
317	A Ill.-Chicago	62 63	176	H Cleveland St.	66 54							
158	H Oakland	71 61	311	H Youngstown St.	80 63							
31	H Green Bay	76 72	295	H Northern Ky.	57 49							

Non-Div I Games:

Detroit Mercy

Loss, Non-Conf, S Site, H Home A Away N Neutral

Drake

Through Games Of Feb. 23, 2017

Average RPI Win: 195	WON-LOST	WINNING	LAST 10	STRENGTH OF	OPP. STRENGTH	TEAM	ADJ.	CONF.	ADJ CONF.
Average RPI Loss: 39	RECORD	PCT. RANK	GAMES	SCHEDULE	OF SCHEDULE	RPI	RPI	RPI	RPI
DIV. I ONLY	21- 4	13	10- 0	166	99	34	34	16	16
DIV. I NON-CONF.	6- 4	127	0- 0	24	5	28	28	14	14
TOTALS	RPI 1-25	RPI 26-50	W-L RECORDS	RPI 51-100	RPI 101-150	RPI 150+			
21- 4	0- 1	0- 2	OVERALL	3- 1	3- 0	15- 0			
9- 0	0- 0	0- 0	HOME	2- 0	1- 0	6- 0			
11- 3	0- 1	0- 1	AWAY	1- 1	1- 0	9- 0			
1- 1	0- 0	0- 1	NEUTRAL	0- 0	1- 0	0- 0			
6- 4	0- 1	0- 2	NON-CONFERENCE	2- 1	3- 0	1- 0			
3- 0	0- 0	0- 0	HOME	2- 0	1- 0	0- 0			
2- 3	0- 1	0- 1	AWAY	0- 1	1- 0	1- 0			
1- 1	0- 0	0- 1	NEUTRAL	0- 0	1- 0	0- 0			
15- 0	0- 0	0- 0	CONFERENCE	1- 0	0- 0	14- 0			
6- 0	0- 0	0- 0	HOME	0- 0	0- 0	6- 0			
9- 0	0- 0	0- 0	AWAY	1- 0	0- 0	8- 0			
0- 0	0- 0	0- 0	NEUTRAL	0- 0	0- 0	0- 0			

RPI 1-25				RPI 26-50				Team's RPI: 34		RPI 51-100				RPI 101+			
RPI	S	Opponent	Score	RPI	S	Opponent	Score	RPI	S	Opponent	Score	RPI	S	Opponent	Score		
18	A	Creighton	77 80	31	A	Green Bay	48 71	53	H	Iowa	81 76	114	H	Wyoming	63 50		
				43	N	Auburn	80 85	60	A	UNI	88 79	124	A	North Dakota	99 91		
								62	A	Iowa St.	67 75	128	N	Eastern Wash.	93 78		
								80	H	Northern Ill.	95 86	161	A	Missouri St.	90 64		
												185	A	Southern Ill.	71 60		
												185	H	Southern Ill.	75 59		
												190	A	Nebraska	84 70		
												198	A	Wichita St.	83 78		
												205	A	Indiana St.	64 45		
												205	H	Indiana St.	76 62		
												221	A	Bradley	93 60		
												221	H	Bradley	98 46		
												260	A	Evansville	73 48		
												260	H	Evansville	82 65		
												308	A	Illinois St.	87 36		
												308	H	Illinois St.	101 49		
												315	A	Loyola Chicago	86 42		
												315	H	Loyola Chicago	89 46		
LAST 12 Division I GAMES:																	
315	A	Loyola Chicago	86 42	60	A	UNI	88 79										
205	A	Indiana St.	64 45	205	H	Indiana St.	76 62										
221	H	Bradley	98 46	315	H	Loyola Chicago	89 46										
308	H	Illinois St.	101 49	308	A	Illinois St.	87 36										
260	A	Evansville	73 48	221	A	Bradley	93 60										
185	A	Southern Ill.	71 60	185	H	Southern Ill.	75 59										

Non-Div I Games: Clarke 118 43

Drake

■ Loss,
 ■ Non-Conf, S Site,
 ■ Home
 ■ Away
 N Neutral

Average RPI Win: 184	WON-LOST	WINNING	LAST 10	STRENGTH OF	OPP. STRENGTH	TEAM	ADJ.	CONF.	ADJ CONF.
Average RPI Loss: 75	RECORD	PCT. RANK	GAMES	SCHEDULE	OF SCHEDULE	RPI	RPI	RPI	RPI
DIV. I ONLY	20- 6	33	8- 2	174	90	56	56	9	9
DIV. I NON-CONF.	9- 2	37	0- 0	231	163	64	64	8	8
TOTALS	RPI 1-25	RPI 26-50	W-L RECORDS	RPI 51-100	RPI 101-150	RPI 150+			
20- 6	0- 0	1- 3	OVERALL	2- 2	4- 0	13- 1			
12- 1	0- 0	1- 1	HOME	2- 0	2- 0	7- 0			
6- 5	0- 0	0- 2	AWAY	0- 2	2- 0	4- 1			
2- 0	0- 0	0- 0	NEUTRAL	0- 0	0- 0	2- 0			
9- 2	0- 0	1- 0	NON-CONFERENCE	2- 2	1- 0	5- 0			
5- 0	0- 0	1- 0	HOME	2- 0	0- 0	2- 0			
2- 2	0- 0	0- 0	AWAY	0- 2	1- 0	1- 0			
2- 0	0- 0	0- 0	NEUTRAL	0- 0	0- 0	2- 0			
11- 4	0- 0	0- 3	CONFERENCE	0- 0	3- 0	8- 1			
7- 1	0- 0	0- 1	HOME	0- 0	2- 0	5- 0			
4- 3	0- 0	0- 2	AWAY	0- 0	1- 0	3- 1			
0- 0	0- 0	0- 0	NEUTRAL	0- 0	0- 0	0- 0			

RPI S	Opponent	Score	RPI S	Opponent	Score	RPI S	Opponent	Score	RPI S	Opponent	Score
26	A Elon	65 75	26	H Elon	45 48	75	A Bucknell	66 78	119	A Cornell	63 53
29	H Syracuse	62 61	29	H Syracuse	62 61	77	H Penn St.	83 60	131	A Delaware	54 44
38	A James Madison	47 54	38	A James Madison	47 54	91	A Vanderbilt	63 73	131	H Delaware	53 49
						100	H Saint Joseph's	60 49	147	H William & Mary	65 48
									156	A Northeastern	63 33
									156	H Northeastern	74 51
									179	H Hofstra	65 43
									186	N George Mason	82 71
									193	A Col. of Charleston	75 79
									193	H Col. of Charleston	70 57
									206	A Towson	80 65
									206	H Towson	58 48
									222	A UNCW	71 38
									222	H UNCW	76 51
									237	H Niagara	69 57
									310	N Massachusetts	65 47
									318	A Lafayette	81 39
									348	H Delaware St.	69 44
LAST 12 Division I GAMES:											
131	H Delaware	53 49	156	H Northeastern	74 51						
206	A Towson	80 65	38	A James Madison	47 54						
222	H UNCW	76 51	179	H Hofstra	65 43						
147	H William & Mary	65 48	193	H Col. of Charleston	70 57						
131	A Delaware	54 44	26	A Elon	65 75						
193	A Col. of Charleston	75 79	222	A UNCW	71 38						

Non-Div I Games:

Drexel

■ Loss,
 ■ Non-Conf, S Site,
 ■ Home
 ■ Away
 N Neutral

Average RPI Win:	110	WON-LOST	WINNING	LAST 10	STRENGTH OF	OPP. STRENGTH	TEAM	ADJ.	CONF.	ADJ CONF.
Average RPI Loss:	35	RECORD	PCT. RANK	GAMES	SCHEDULE	OF SCHEDULE	RPI	RPI	RPI	RPI
DIV. I ONLY	24- 4	9	9- 1	32	15	8	8	3	3	
DIV. I NON-CONF.	12- 1	7	0- 0	91	32	8	8	4	4	
TOTALS	RPI 1-25	RPI 26-50	W-L RECORDS	RPI 51-100	RPI 101-150	RPI 150+				
24- 4	4- 2	3- 1	OVERALL	6- 1	5- 0	6- 0				
16- 0	4- 0	2- 0	HOME	4- 0	4- 0	2- 0				
8- 4	0- 2	1- 1	AWAY	2- 1	1- 0	4- 0				
0- 0	0- 0	0- 0	NEUTRAL	0- 0	0- 0	0- 0				
12- 1	2- 0	1- 0	NON-CONFERENCE	2- 1	2- 0	5- 0				
8- 0	2- 0	1- 0	HOME	2- 0	1- 0	2- 0				
4- 1	0- 0	0- 0	AWAY	0- 1	1- 0	3- 0				
0- 0	0- 0	0- 0	NEUTRAL	0- 0	0- 0	0- 0				
12- 3	2- 2	2- 1	CONFERENCE	4- 0	3- 0	1- 0				
8- 0	2- 0	1- 0	HOME	2- 0	3- 0	0- 0				
4- 3	0- 2	1- 1	AWAY	2- 0	0- 0	1- 0				
0- 0	0- 0	0- 0	NEUTRAL	0- 0	0- 0	0- 0				

RPI	S	Opponent	Score	RPI	S	Opponent	Score	RPI	S	Opponent	Score	RPI	S	Opponent	Score
2	A	Notre Dame	58 62	26	H	Elon	68 61	52	A	Georgia Tech	75 68	109	A	Long Beach St.	83 46
4	H	South Carolina	74 63	29	H	Syracuse	72 55	58	H	Villanova	68 50	111	H	North Carolina	70 58
11	A	Florida St.	45 69	37	A	North Carolina St.	52 55	68	A	Wake Forest	79 53	115	H	Clemson	65 37
13	H	Louisville	58 55	48	A	Virginia	70 51	68	H	Wake Forest	71 43	117	H	Old Dominion	92 64
14	H	Kentucky	69 54					85	H	Penn	68 55	143	H	Pittsburgh	62 48
16	H	Miami (FL)	83 70					90	H	Virginia Tech	84 59	164	A	Boston College	67 44
								91	A	Vanderbilt	73 77	214	A	Rutgers	68 32
												215	H	Grand Canyon	90 47
												234	A	Liberty	98 38
												304	A	Pepperdine	99 65
												342	H	Longwood	105 48
LAST 12 Division I GAMES:															
16	H	Miami (FL)	83 70	68	H	Wake Forest	71 43								
68	A	Wake Forest	79 53	2	A	Notre Dame	58 62								
143	H	Pittsburgh	62 48	164	A	Boston College	67 44								
29	H	Syracuse	72 55	90	H	Virginia Tech	84 59								
48	A	Virginia	70 51	37	A	North Carolina St.	52 55								
115	H	Clemson	65 37	111	H	North Carolina	70 58								

Non-Div I Games:

Duke

■ Loss,
 ■ Non-Conf, S Site,
 ■ Home
 ■ Away
 N Neutral

Average RPI Win:	193	WON-LOST	WINNING	LAST 10	STRENGTH OF	OPP. STRENGTH	TEAM	ADJ.	CONF.	ADJ CONF.
Average RPI Loss:	109	RECORD	PCT. RANK	GAMES	SCHEDULE	OF SCHEDULE	RPI	RPI	RPI	RPI
DIV. I ONLY	15- 14	169	5- 5	115	102	135	135	12	12	
DIV. I NON-CONF.	7- 6	157	0- 1	103	77	109	109	11	11	
TOTALS	RPI 1-25	RPI 26-50	W-L RECORDS	RPI 51-100	RPI 101-150	RPI 150+				
15- 14	0- 2	1- 4	OVERALL	1- 3	4- 2	9- 3				
9- 5	0- 1	0- 2	HOME	0- 1	3- 1	6- 0				
5- 9	0- 1	1- 2	AWAY	1- 2	1- 1	2- 3				
1- 0	0- 0	0- 0	NEUTRAL	0- 0	0- 0	1- 0				
7- 6	0- 2	0- 1	NON-CONFERENCE	1- 2	2- 1	4- 0				
3- 3	0- 1	0- 0	HOME	0- 1	1- 1	2- 0				
3- 3	0- 1	0- 1	AWAY	1- 1	1- 0	1- 0				
1- 0	0- 0	0- 0	NEUTRAL	0- 0	0- 0	1- 0				
8- 8	0- 0	1- 3	CONFERENCE	0- 1	2- 1	5- 3				
6- 2	0- 0	0- 2	HOME	0- 0	2- 0	4- 0				
2- 6	0- 0	1- 1	AWAY	0- 1	0- 1	1- 3				
0- 0	0- 0	0- 0	NEUTRAL	0- 0	0- 0	0- 0				

RPI S	Opponent	Score	RPI S	Opponent	Score	RPI S	Opponent	Score	RPI S	Opponent	Score	Team's RPI: 135
21	H Maryland	57 77	44	A Dayton	47 66	65	H Buffalo	69 71	102	H Saint Louis	94 65	
24	A Ohio St.	69 89	44	H Dayton	64 75	66	A California	66 86	108	A Fordham	51 64	
			46	A George Washington	73 63	70	A St. John's (NY)	71 65	113	H Charlotte	63 77	
			46	H George Washington	40 75	100	A Saint Joseph's	58 60	138	H VCU	70 51	
			49	A Ohio	46 64				143	H Pittsburgh	63 54	
									149	A Iona	61 58	
									169	A La Salle	76 68	
									186	H George Mason	76 57	
									224	H Richmond	73 61	
									232	A St. Bonaventure	56 69	
									232	H St. Bonaventure	83 61	
									239	A Akron	67 57	
									278	H Davidson	73 51	
									288	N Western Caro.	65 50	
									301	A Rhode Island	69 71	
									306	H Lehigh	63 49	
									310	A Massachusetts	67 75	
									318	H Lafayette	67 52	
LAST 12 Division I GAMES:												
66	A California	66 86	100	A Saint Joseph's	58 60							
232	H St. Bonaventure	83 61	46	A George Washington	73 63							
301	A Rhode Island	69 71	224	H Richmond	73 61							
44	A Dayton	47 66	232	A St. Bonaventure	56 69							
138	H VCU	70 51	102	H Saint Louis	94 65							
186	H George Mason	76 57	310	A Massachusetts	67 75							

Non-Div I Games:

Duquesne

■ Loss,
 ■ Non-Conf,
 ■ S Site,
 ■ H Home
 ■ A Away
 N Neutral

Average RPI Win: 247	WON-LOST	WINNING	LAST 10	STRENGTH OF	OPP. STRENGTH	TEAM	ADJ.	CONF.	ADJ CONF.
Average RPI Loss: 143	RECORD	PCT. RANK	GAMES	SCHEDULE	OF SCHEDULE	RPI	RPI	RPI	RPI
DIV. I ONLY	15- 13	154	6- 4	265	173	199	199	17	17
DIV. I NON-CONF.	8- 7	164	0- 0	301	159	223	223	20	20
TOTALS	RPI 1-25	RPI 26-50	W-L RECORDS	RPI 51-100	RPI 101-150	RPI 150+			
15- 13	0- 1	0- 1	OVERALL	0- 5	1- 1	14- 5			
7- 7	0- 1	0- 1	HOME	0- 3	1- 0	6- 2			
7- 5	0- 0	0- 0	AWAY	0- 2	0- 0	7- 3			
1- 1	0- 0	0- 0	NEUTRAL	0- 0	0- 1	1- 0			
8- 7	0- 1	0- 1	NON-CONFERENCE	0- 1	1- 1	7- 3			
4- 4	0- 1	0- 1	HOME	0- 1	1- 0	3- 1			
3- 2	0- 0	0- 0	AWAY	0- 0	0- 0	3- 2			
1- 1	0- 0	0- 0	NEUTRAL	0- 0	0- 1	1- 0			
7- 6	0- 0	0- 0	CONFERENCE	0- 4	0- 0	7- 2			
3- 3	0- 0	0- 0	HOME	0- 2	0- 0	3- 1			
4- 3	0- 0	0- 0	AWAY	0- 2	0- 0	4- 1			
0- 0	0- 0	0- 0	NEUTRAL	0- 0	0- 0	0- 0			

RPI 1-25				RPI 26-50				RPI 51-100				RPI 101+ Team's RPI: 199			
RPI	S	Opponent	Score	RPI	S	Opponent	Score	RPI	S	Opponent	Score	RPI	S	Opponent	Score
23	H	Tennessee	58 83	26	H	Elon	51 79	87	A	Chattanooga	45 60	117	H	Old Dominion	70 60
								87	H	Chattanooga	62 70	142	N	Maine	48 61
								91	H	Vanderbilt	72 80	195	A	Campbell	56 55
								92	A	Mercer	55 72	203	A	UNCG	62 73
								92	H	Mercer	56 71	203	H	UNCG	60 52
												212	H	Appalachian St.	68 71
												231	A	Samford	69 57
												231	H	Samford	61 56
												233	A	Furman	74 64
												245	A	Wofford	77 69
												245	H	Wofford	52 54
												250	A	Butler	68 59
												261	H	Murray St.	79 60
												267	A	Tennessee Tech	82 76
												269	A	Austin Peay	74 77
												276	N	Coppin St.	70 58
												278	H	Davidson	76 56
												288	A	Western Caro.	72 55
												288	H	Western Caro.	76 57
												295	A	Northern Ky.	56 62
												336	H	Winthrop	62 45
LAST 12 Division I GAMES:															
245	H	Wofford	52 54	245	A	Wofford	77 69	233	A	Furman	74 64				
203	A	UNCG	62 73	288	H	Western Caro.	76 57	203	H	UNCG	60 52				
288	A	Western Caro.	72 55	87	H	Chattanooga	62 70	87	A	Chattanooga	45 60				
87	H	Chattanooga	62 70	231	H	Samford	61 56	231	A	Samford	69 57				
92	H	Mercer	56 71												
231	H	Samford	61 56												

Non-Div I Games:

ETSU

■ Loss,
 ■ Non-Conf,
 ■ S Site,
 ■ H Home
 ■ A Away
 N Neutral

East Carolina

Through Games Of Feb. 23, 2017

Average RPI Win:	188	WON-LOST	WINNING	LAST 10	STRENGTH OF	OPP. STRENGTH	TEAM	ADJ.	CONF.	ADJ CONF.
Average RPI Loss:	81	RECORD	PCT. RANK	GAMES	SCHEDULE	OF SCHEDULE	RPI	RPI	RPI	RPI
DIV. I ONLY	10- 17	243	1- 9	36	81	154	154	5	5	
DIV. I NON-CONF.	8- 4	97	0- 0	120	239	96	96	5	5	
TOTALS	RPI 1-25	RPI 26-50	W-L RECORDS	RPI 51-100	RPI 101-150	RPI 150+				
10- 17	0- 4	0- 3	OVERALL	1- 2	2- 5	7- 3				
7- 7	0- 2	0- 2	HOME	1- 1	1- 1	5- 1				
1- 9	0- 2	0- 1	AWAY	0- 0	0- 4	1- 2				
2- 1	0- 0	0- 0	NEUTRAL	0- 1	1- 0	1- 0				
8- 4	0- 0	0- 1	NON-CONFERENCE	0- 1	1- 2	7- 0				
5- 1	0- 0	0- 1	HOME	0- 0	0- 0	5- 0				
1- 2	0- 0	0- 0	AWAY	0- 0	0- 2	1- 0				
2- 1	0- 0	0- 0	NEUTRAL	0- 1	1- 0	1- 0				
2- 13	0- 4	0- 2	CONFERENCE	1- 1	1- 3	0- 3				
2- 6	0- 2	0- 1	HOME	1- 1	1- 1	0- 1				
0- 7	0- 2	0- 1	AWAY	0- 0	0- 2	0- 2				
0- 0	0- 0	0- 0	NEUTRAL	0- 0	0- 0	0- 0				

RPI	S	Opponent	Score	RPI	S	Opponent	Score	RPI	S	Opponent	Score	RPI	S	Opponent	Score	RPI	S	Opponent	Score	Team's RPI: 154
1	A	UConn	45 90	32	A	South Fla.	48 79	54	H	Tulane	45 61	106	A	UCF	51 79					
1	H	UConn	44 91	32	H	South Fla.	66 76	57	N	West Virginia	47 79	106	H	UCF	42 54					
20	A	Temple	47 78	43	H	Auburn	52 61	88	H	SMU	58 57	113	A	Charlotte	64 79					
20	H	Temple	43 76									121	N	Ball St.	82 69					
												145	A	Cincinnati	64 74					
												145	H	Cincinnati	80 69					
												147	A	William & Mary	72 82					
												162	A	Tulsa	92 100					
												163	H	Detroit Mercy	83 81					
												167	A	Memphis	50 72					
												172	H	Houston	62 73					
												218	H	Presbyterian	54 46					
												222	H	UNCW	75 65					
												223	N	Marist	70 68					
												224	A	Richmond	71 60					
												228	H	Southern U.	62 55					
												247	H	UMES	66 58					
LAST 12 Division I GAMES:																				
145	H	Cincinnati	80 69	162	A	Tulsa	92 100													
106	A	UCF	51 79	1	H	UConn	44 91													
167	A	Memphis	50 72	145	A	Cincinnati	64 74													
20	H	Temple	43 76	106	H	UCF	42 54													
32	H	South Fla.	66 76	32	A	South Fla.	48 79													
172	H	Houston	62 73	20	A	Temple	47 78													

Non-Div I Games: Greensboro 107 40

East Carolina

Loss, Non-Conf, S Site, H Home A Away N Neutral

Average RPI Win:	269	WON-LOST	WINNING	LAST 10	STRENGTH OF	OPP. STRENGTH	TEAM	ADJ.	CONF.	ADJ CONF.
Average RPI Loss:	209	RECORD	PCT. RANK	GAMES	SCHEDULE	OF SCHEDULE	RPI	RPI	RPI	RPI
DIV. I ONLY	7- 18	292	4- 6	240	321	294	294	26	26	
DIV. I NON-CONF.	2- 8	288	0- 0	184	345	278	278	26	26	
TOTALS	RPI 1-25	RPI 26-50	W-L RECORDS	RPI 51-100	RPI 101-150	RPI 150+				
7- 18	0- 0	0- 0	OVERALL	0- 2	0- 3	7- 13				
3- 8	0- 0	0- 0	HOME	0- 1	0- 1	3- 6				
4- 10	0- 0	0- 0	AWAY	0- 1	0- 2	4- 7				
0- 0	0- 0	0- 0	NEUTRAL	0- 0	0- 0	0- 0				
2- 8	0- 0	0- 0	NON-CONFERENCE	0- 1	0- 3	2- 4				
0- 3	0- 0	0- 0	HOME	0- 0	0- 1	0- 2				
2- 5	0- 0	0- 0	AWAY	0- 1	0- 2	2- 2				
0- 0	0- 0	0- 0	NEUTRAL	0- 0	0- 0	0- 0				
5- 10	0- 0	0- 0	CONFERENCE	0- 1	0- 0	5- 9				
3- 5	0- 0	0- 0	HOME	0- 1	0- 0	3- 4				
2- 5	0- 0	0- 0	AWAY	0- 0	0- 0	2- 5				
0- 0	0- 0	0- 0	NEUTRAL	0- 0	0- 0	0- 0				

RPI S	Opponent	Score	RPI S	Opponent	Score	RPI S	Opponent	Score	RPI S	Opponent	Score	Team's RPI: 294
						59	H Belmont	58 77	118	A Stetson	55 72	
						86	A Western Ill.	62 83	139	H Wright St.	61 71	
									145	A Cincinnati	64 78	
									171	A Morehead St.	62 66	
									176	H Cleveland St.	56 66	
									202	H SIUE	59 75	
									205	H Indiana St.	61 88	
									241	A UT Martin	72 74	
									241	H UT Martin	80 70	
									249	H Jacksonville St.	71 67	
									256	A Tennessee St.	58 69	
									260	A Evansville	73 63	
									261	A Murray St.	74 92	
									261	H Murray St.	57 66	
									265	A Southeast Mo. St.	71 62	
									265	H Southeast Mo. St.	65 107	
									267	H Tennessee Tech	54 46	
									269	A Austin Peay	78 73	
									269	H Austin Peay	59 69	
									298	A Valparaiso	68 73	
									302	A Eastern Ky.	85 88	
									308	A Illinois St.	49 60	
									334	A Florida A&M	66 50	
LAST 12 Division I GAMES:												
269	A	Austin Peay	78	73	202	H	SIUE	59	75			
261	H	Murray St.	57	66	265	A	Southeast Mo. St.	71	62			
265	H	Southeast Mo. St.	65	107	241	H	UT Martin	80	70			
241	A	UT Martin	72	74	269	H	Austin Peay	59	69			
267	H	Tennessee Tech	54	46	261	A	Murray St.	74	92			
256	A	Tennessee St.	58	69	302	A	Eastern Ky.	85	88			

Non-Div I Games: Ill.-Springfield 74 60 Millikin 97 54

Eastern Ill.

Loss, Non-Conf, S Site, H Home A Away N Neutral

Eastern Ky.

Through Games Of Feb. 23, 2017

Average RPI Win:	258	WON-LOST	WINNING	LAST 10	STRENGTH OF	OPP. STRENGTH	TEAM	ADJ.	CONF.	ADJ CONF.
Average RPI Loss:	193	RECORD	PCT. RANK	GAMES	SCHEDULE	OF SCHEDULE	RPI	RPI	RPI	RPI
DIV. I ONLY	8- 19	277	2- 8	233	306	302	302	26	26	
DIV. I NON-CONF.	2- 10	305	0- 0	286	300	336	336	26	26	
TOTALS	RPI 1-25	RPI 26-50	W-L RECORDS	RPI 51-100	RPI 101-150	RPI 150+				
8- 19	0- 0	0- 1	OVERALL	0- 2	0- 3	8- 13				
6- 5	0- 0	0- 1	HOME	0- 1	0- 0	6- 3				
1- 11	0- 0	0- 0	AWAY	0- 1	0- 3	1- 7				
1- 3	0- 0	0- 0	NEUTRAL	0- 0	0- 0	1- 3				
2- 10	0- 0	0- 1	NON-CONFERENCE	0- 0	0- 3	2- 6				
1- 3	0- 0	0- 1	HOME	0- 0	0- 0	1- 2				
0- 4	0- 0	0- 0	AWAY	0- 0	0- 3	0- 1				
1- 3	0- 0	0- 0	NEUTRAL	0- 0	0- 0	1- 3				
6- 9	0- 0	0- 0	CONFERENCE	0- 2	0- 0	6- 7				
5- 2	0- 0	0- 0	HOME	0- 1	0- 0	5- 1				
1- 7	0- 0	0- 0	AWAY	0- 1	0- 0	1- 6				
0- 0	0- 0	0- 0	NEUTRAL	0- 0	0- 0	0- 0				

RPI S	Opponent	Score	RPI S	Opponent	Score	RPI S	Opponent	Score	RPI S	Opponent	Score	Team's RPI: 302
50	H Western Ky.	63 90	59	A Belmont	58 74	102	A Saint Louis	51 78				
			59	H Belmont	67 73	103	A Kent St.	67 80				
						139	A Wright St.	73 85				
						171	A Morehead St.	54 80				
						171	H Morehead St.	65 58				
						184	N Western Mich.	59 74				
						202	H SIUE	75 63				
						203	A UNCG	66 81				
						230	N Miami (OH)	54 65				
						239	H Akron	57 63				
						241	A UT Martin	56 66				
						249	A Jacksonville St.	61 71				
						249	H Jacksonville St.	49 54				
						256	A Tennessee St.	64 78				
						256	H Tennessee St.	66 62				
						261	A Murray St.	64 70				
						265	A Southeast Mo. St.	74 63				
						267	A Tennessee Tech	51 53				
						269	H Austin Peay	80 71				
						270	H Bowling Green	57 55				
						288	H Western Caro.	61 72				
						294	H Eastern Ill.	88 85				
						320	N Fort Wayne	59 68				
						333	N Morgan St.	66 58				
LAST 12 Division I GAMES:												
249	A Jacksonville St.	61 71	269	H Austin Peay	80 71							
256	A Tennessee St.	64 78	267	A Tennessee Tech	51 53							
59	H Belmont	67 73	249	H Jacksonville St.	49 54							
171	H Morehead St.	65 58	171	A Morehead St.	54 80							
261	A Murray St.	64 70	256	H Tennessee St.	66 62							
241	A UT Martin	56 66	59	A Belmont	58 74							

Non-Div I Games: Ohio Valley 88 30

Eastern Ky.

Loss, Non-Conf, S Site, H Home A Away N Neutral

Average RPI Win:	283	WON-LOST	WINNING	LAST 10	STRENGTH OF	OPP. STRENGTH	TEAM	ADJ.	CONF.	ADJ CONF.
Average RPI Loss:	128	RECORD	PCT. RANK	GAMES	SCHEDULE	OF SCHEDULE	RPI	RPI	RPI	RPI
DIV. I ONLY	5- 21	321	1- 9	136	159	285	285	10	10	
DIV. I NON-CONF.	4- 7	224	0- 0	218	261	250	250	12	12	
TOTALS	RPI 1-25	RPI 26-50	W-L RECORDS	RPI 51-100	RPI 101-150	RPI 150+				
5- 21	0- 0	0- 2	OVERALL	0- 7	0- 4	5- 8				
3- 8	0- 0	0- 1	HOME	0- 2	0- 1	3- 4				
1- 11	0- 0	0- 1	AWAY	0- 4	0- 2	1- 4				
1- 2	0- 0	0- 0	NEUTRAL	0- 1	0- 1	1- 0				
4- 7	0- 0	0- 0	NON-CONFERENCE	0- 3	0- 1	4- 3				
2- 2	0- 0	0- 0	HOME	0- 0	0- 0	2- 2				
1- 3	0- 0	0- 0	AWAY	0- 2	0- 0	1- 1				
1- 2	0- 0	0- 0	NEUTRAL	0- 1	0- 1	1- 0				
1- 14	0- 0	0- 2	CONFERENCE	0- 4	0- 3	1- 5				
1- 6	0- 0	0- 1	HOME	0- 2	0- 1	1- 2				
0- 8	0- 0	0- 1	AWAY	0- 2	0- 2	0- 3				
0- 0	0- 0	0- 0	NEUTRAL	0- 0	0- 0	0- 0				

RPI 1-25				RPI 26-50				RPI 51-100				RPI 101+				Team's RPI: 285	
RPI	S	Opponent	Score	RPI	S	Opponent	Score	RPI	S	Opponent	Score	RPI	S	Opponent	Score		
				36	H	Central Mich.	63 104	54	N	Tulane	50 62	103	A	Kent St.	65 83		
				49	A	Ohio	51 68	65	H	Buffalo	52 56	103	H	Kent St.	67 86		
								68	A	Wake Forest	61 89	121	A	Ball St.	49 78		
								80	A	Northern Ill.	73 85	125	N	Northern Colo.	57 58		
								82	A	Purdue	50 77	163	H	Detroit Mercy	64 77		
								89	A	Toledo	57 65	171	A	Morehead St.	73 78		
								89	H	Toledo	49 66	184	A	Western Mich.	60 70		
												184	H	Western Mich.	67 76		
												225	H	Monmouth	68 75		
												230	A	Miami (OH)	61 72		
												230	H	Miami (OH)	63 79		
												232	H	St. Bonaventure	75 56		
												239	A	Akron	62 80		
												263	N	Georgia St.	69 59		
												270	H	Bowling Green	81 74		
												322	H	Air Force	65 44		
												329	A	Incarnate Word	66 47		
LAST 12 Division I GAMES:																	
				89	A	Toledo	57 65	239	A	Akron	62 80						
				184	A	Western Mich.	60 70	270	H	Bowling Green	81 74						
				65	H	Buffalo	52 56	49	A	Ohio	51 68						
				230	H	Miami (OH)	63 79	121	A	Ball St.	49 78						
				103	A	Kent St.	65 83	184	H	Western Mich.	67 76						
				36	H	Central Mich.	63 104	230	A	Miami (OH)	61 72						

Non-Div I Games: Ferris St. 68 50

Eastern Mich.

■ Loss,
■ Non-Conf,
■ S Site,
■ H Home
■ A Away
N Neutral

Average RPI Win: 243		WON-LOST	WINNING	LAST 10	STRENGTH OF	OPP. STRENGTH	TEAM	ADJ.	CONF.	ADJ CONF.
Average RPI Loss: 89		RECORD	PCT. RANK	GAMES	SCHEDULE	OF SCHEDULE	RPI	RPI	RPI	RPI
DIV. I ONLY		14- 11	143	6- 4	132	211	128	128	20	20
DIV. I NON-CONF.		4- 6	209	0- 0	41	168	111	111	18	18
TOTALS		RPI 1-25	RPI 26-50	W-L RECORDS	RPI 51-100	RPI 101-150	RPI 150+			
14- 11	0- 1		0- 2	OVERALL	0- 5	3- 2	11- 1			
6- 3	0- 0		0- 0	HOME	0- 2	3- 1	3- 0			
7- 6	0- 1		0- 0	AWAY	0- 3	0- 1	7- 1			
1- 2	0- 0		0- 2	NEUTRAL	0- 0	0- 0	1- 0			
4- 6	0- 1		0- 2	NON-CONFERENCE	0- 3	0- 0	4- 0			
1- 1	0- 0		0- 0	HOME	0- 1	0- 0	1- 0			
2- 3	0- 1		0- 0	AWAY	0- 2	0- 0	2- 0			
1- 2	0- 0		0- 2	NEUTRAL	0- 0	0- 0	1- 0			
10- 5	0- 0		0- 0	CONFERENCE	0- 2	3- 2	7- 1			
5- 2	0- 0		0- 0	HOME	0- 1	3- 1	2- 0			
5- 3	0- 0		0- 0	AWAY	0- 1	0- 1	5- 1			
0- 0	0- 0		0- 0	NEUTRAL	0- 0	0- 0	0- 0			

RPI 1-25					
RPI	S	Opponent	Score		
7	A	Washington	52	100	
<div style="text-align:right;">Team's RPI:</div> 128					
RPI 26-50					
RPI	S	Opponent	Score		
26	N	Elon	55	76	
34	N	Drake	78	93	
RPI 51-100					
RPI	S	Opponent	Score		
54	A	Tulane	51	63	
73	A	Boise St.	64	67	
74	H	Gonzaga	54	73	
81	A	Montana St.	83	88	
81	H	Montana St.	61	72	
RPI 101+					
RPI	S	Opponent	Score		
124	H	North Dakota	71	75	
125	H	Northern Colo.	67	61	
129	A	Idaho	51	78	
129	H	Idaho	67	57	
144	H	Idaho St.	58	41	
170	A	CSUN	71	57	
220	A	Weber St.	70	42	
220	H	Weber St.	99	85	
233	N	Furman	68	56	
255	A	Portland St.	68	62	
287	A	Southern Utah	67	66	
289	A	Sacramento St.	72	65	
296	A	Northern Ariz.	47	56	
328	A	Utah Valley	83	50	
330	A	Montana	60	46	
330	H	Montana	64	57	
345	H	Cal St. Fullerton	84	67	
LAST 12 Division I GAMES:					
220	A	Weber St.	70	42	
129	A	Idaho	51	78	
125	H	Northern Colo.	67	61	
124	H	North Dakota	71	75	
255	A	Portland St.	68	62	
289	A	Sacramento St.	72	65	
81	H	Montana St.	61	72	
330	H	Montana	64	57	
287	A	Southern Utah	67	66	
296	A	Northern Ariz.	47	56	
220	H	Weber St.	99	85	
144	H	Idaho St.	58	41	

Non-Div I Games:	Multnomah	88	30
------------------	-----------	----	----

Eastern Wash.

■ Loss, ■ Non-Conf, S Site, H Home A Away N Neutral

Average RPI Win:	159	WON-LOST	WINNING	LAST 10	STRENGTH OF	OPP. STRENGTH	TEAM	ADJ.	CONF.	ADJ CONF.
Average RPI Loss:	49	RECORD	PCT. RANK	GAMES	SCHEDULE	OF SCHEDULE	RPI	RPI	RPI	RPI
DIV. I ONLY	20- 6	33	6- 1	62	88	26	26	9	9	
DIV. I NON-CONF.	7- 4	114	2- 0	52	66	45	45	8	8	
TOTALS	RPI 1-25	RPI 26-50	W-L RECORDS	RPI 51-100	RPI 101-150	RPI 150+				
20- 6	0- 1	1- 3	OVERALL	3- 1	4- 1	12- 0				
9- 2	0- 0	0- 1	HOME	2- 1	2- 0	5- 0				
9- 4	0- 1	1- 2	AWAY	1- 0	1- 1	6- 0				
2- 0	0- 0	0- 0	NEUTRAL	0- 0	1- 0	1- 0				
7- 4	0- 1	1- 1	NON-CONFERENCE	1- 1	1- 1	4- 0				
2- 1	0- 0	0- 0	HOME	1- 1	0- 0	1- 0				
3- 3	0- 1	1- 1	AWAY	0- 0	0- 1	2- 0				
2- 0	0- 0	0- 0	NEUTRAL	0- 0	1- 0	1- 0				
13- 2	0- 0	0- 2	CONFERENCE	2- 0	3- 0	8- 0				
7- 1	0- 0	0- 1	HOME	1- 0	2- 0	4- 0				
6- 1	0- 0	0- 1	AWAY	1- 0	1- 0	4- 0				
0- 0	0- 0	0- 0	NEUTRAL	0- 0	0- 0	0- 0				

RPI 1-25				RPI 26-50				Team's RPI: 26				RPI 51-100				RPI 101+			
RPI	S	Opponent	Score	RPI	S	Opponent	Score	RPI	S	Opponent	Score	RPI	S	Opponent	Score	RPI	S	Opponent	Score
8	A	Duke	61 68	31	A	Green Bay	56 71	56	A	Drexel	48 45	111	A	North Carolina	73 78				
				36	A	Central Mich.	71 57	56	H	Drexel	75 65	128	N	Eastern Wash.	76 55				
				38	A	James Madison	54 61	68	H	Wake Forest	68 78	131	H	Delaware	69 42				
				38	H	James Madison	70 76	75	H	Bucknell	64 58	147	A	William & Mary	60 58				
												147	H	William & Mary	70 47				
												156	A	Northeastern	76 65				
												156	H	Northeastern	70 58				
												179	A	Hofstra	64 53				
												179	H	Hofstra	72 61				
												193	A	Col. of Charleston	84 56				
												193	H	Col. of Charleston	70 57				
												199	A	ETSU	79 51				
												206	H	Towson	83 55				
												214	H	Rutgers	66 54				
												222	A	UNCW	66 56				
												239	N	Akron	65 62				
												263	A	Georgia St.	84 67				
LAST 12 Division I GAMES:																			
				36	A	Central Mich.	71 57					222	A	UNCW	66 56				
				128	N	Eastern Wash.	76 55					206	H	Towson	83 55				
				147	H	William & Mary	70 47					179	A	Hofstra	64 53				
				179	H	Hofstra	72 61					156	A	Northeastern	76 65				
				38	A	James Madison	54 61					147	A	William & Mary	60 58				
				156	H	Northeastern	70 58					38	H	James Madison	70 76				

Non-Div I Games: King (TN) 93 47

Elon

Evansville

Through Games Of Feb. 23, 2017

Average RPI Win:	258	WON-LOST	WINNING	LAST 10	STRENGTH OF	OPP. STRENGTH	TEAM	ADJ.	CONF.	ADJ CONF.
Average RPI Loss:	148	RECORD	PCT. RANK	GAMES	SCHEDULE	OF SCHEDULE	RPI	RPI	RPI	RPI
DIV. I ONLY	8- 16	259	2- 8	183	226	260	260	16	16	
DIV. I NON-CONF.	4- 6	209	0- 0	264	298	257	257	14	14	
TOTALS	RPI 1-25	RPI 26-50	W-L RECORDS	RPI 51-100	RPI 101-150	RPI 150+				
8- 16	0- 1	0- 2	OVERALL	0- 3	0- 1	8- 9				
5- 7	0- 0	0- 1	HOME	0- 1	0- 0	5- 5				
3- 9	0- 0	0- 1	AWAY	0- 0	0- 0	3- 1				
0- 0	0- 0	0- 0	NEUTRAL	0- 0	0- 0	0- 0				
4- 6	0- 1	0- 0	NON-CONFERENCE	0- 1	0- 1	4- 3				
2- 3	0- 0	0- 0	HOME	0- 0	0- 0	2- 3				
2- 3	0- 1	0- 0	AWAY	0- 1	0- 1	2- 0				
0- 0	0- 0	0- 0	NEUTRAL	0- 0	0- 0	0- 0				
4- 10	0- 0	0- 2	CONFERENCE	0- 2	0- 0	4- 6				
3- 4	0- 0	0- 1	HOME	0- 1	0- 0	3- 2				
1- 6	0- 0	0- 1	AWAY	0- 1	0- 0	1- 4				
0- 0	0- 0	0- 0	NEUTRAL	0- 0	0- 0	0- 0				

RPI S	Opponent	Score	RPI S	Opponent	Score	RPI S	Opponent	Score	RPI S	Opponent	Score	Team's RPI: 260
13	A Louisville	47 89	34	A Drake	65 82	60	A UNI	40 54	121	A Ball St.	49 84	
			34	H Drake	48 73	60	H UNI	36 62	161	A Missouri St.	43 68	
						71	A Northwestern	66 88	161	H Missouri St.	41 77	
									176	H Cleveland St.	62 66	
									185	A Southern Ill.	74 61	
									185	H Southern Ill.	63 60	
									198	A Wichita St.	68 69	
									198	H Wichita St.	67 74	
									205	H Indiana St.	57 41	
									221	A Bradley	52 56	
									261	A Murray St.	82 77	
									265	H Southeast Mo. St.	74 76	
									269	H Austin Peay	68 54	
									294	H Eastern Ill.	63 73	
									298	A Valparaiso	70 65	
									308	A Illinois St.	58 71	
									315	H Loyola Chicago	67 36	
									349	H Alabama A&M	63 54	
LAST 12 Division I GAMES:												
185	A Southern Ill.	74 61	308	A Illinois St.	58 71							
161	A Missouri St.	43 68	185	H Southern Ill.	63 60							
198	A Wichita St.	68 69	198	H Wichita St.	67 74							
34	H Drake	48 73	161	H Missouri St.	41 77							
60	H UNI	36 62	60	A UNI	40 54							
221	A Bradley	52 56	34	A Drake	65 82							

Non-Div I Games: Oakland City 108 68

Evansville

Loss, Non-Conf, S Site, H Home A Away N Neutral

Average RPI Win:	248	WON-LOST	WINNING	LAST 10	STRENGTH OF	OPP. STRENGTH	TEAM	ADJ.	CONF.	ADJ CONF.
Average RPI Loss:	90	RECORD	PCT. RANK	GAMES	SCHEDULE	OF SCHEDULE	RPI	RPI	RPI	RPI
DIV. I ONLY	21- 7	46	7- 2	237	221	97	97	24	24	
DIV. I NON-CONF.	9- 6	127	0- 1	139	181	118	118	24	24	
TOTALS	RPI 1-25	RPI 26-50	W-L RECORDS	RPI 51-100	RPI 101-150	RPI 150+				
21- 7	0- 1	0- 2	OVERALL	2- 1	1- 2	18- 1				
13- 0	0- 0	0- 0	HOME	2- 0	0- 0	11- 0				
8- 4	0- 0	0- 1	AWAY	0- 1	1- 1	7- 1				
0- 3	0- 1	0- 1	NEUTRAL	0- 0	0- 1	0- 0				
9- 6	0- 1	0- 2	NON-CONFERENCE	1- 0	0- 2	8- 1				
7- 0	0- 0	0- 0	HOME	1- 0	0- 0	6- 0				
2- 3	0- 0	0- 1	AWAY	0- 0	0- 1	2- 1				
0- 3	0- 1	0- 1	NEUTRAL	0- 0	0- 1	0- 0				
12- 1	0- 0	0- 0	CONFERENCE	1- 1	1- 0	10- 0				
6- 0	0- 0	0- 0	HOME	1- 0	0- 0	5- 0				
6- 1	0- 0	0- 0	AWAY	0- 1	1- 0	5- 0				
0- 0	0- 0	0- 0	NEUTRAL	0- 0	0- 0	0- 0				

RPI 1-25				RPI 26-50				RPI 51-100				Team's RPI: 97	RPI 101+			
RPI	S	Opponent	Score	RPI	S	Opponent	Score	RPI	S	Opponent	Score		RPI	S	Opponent	Score
24	N	Ohio St.	66 79	42	A	Quinnipiac	56 66	87	H	Chattanooga	68 55		103	N	Kent St.	64 77
				46	N	George Washington	47 76	93	A	Jacksonville	65 73		118	A	Stetson	84 71
								93	H	Jacksonville	60 57		125	A	Northern Colo.	74 77
													174	H	UC Riverside	60 45
													178	H	Siena	66 42
													180	A	Hartford	70 63
													192	H	Hampton	60 49
													200	A	Illinois	73 82
													275	A	Kennesaw St.	75 56
													275	H	Kennesaw St.	69 35
													284	H	Savannah St.	89 40
													285	H	N.C. A&T	67 41
													290	A	Lipscomb	90 63
													290	H	Lipscomb	98 50
													291	H	FIU	89 42
													299	A	North Florida	68 51
													299	H	North Florida	69 46
													313	A	NJIT	77 46
													313	H	NJIT	73 53
													316	A	USC Upstate	80 50
													316	H	USC Upstate	93 43
													335	A	Fla. Atlantic	65 50
LAST 12 Division I GAMES:																
				46	N	George Washington	47 76	93	A	Jacksonville	65 73					
				313	A	NJIT	77 46	299	A	North Florida	68 51					
				316	A	USC Upstate	80 50	93	H	Jacksonville	60 57					
				290	H	Lipscomb	98 50	316	H	USC Upstate	93 43					
				275	H	Kennesaw St.	69 35	313	H	NJIT	73 53					
				299	H	North Florida	69 46	275	A	Kennesaw St.	75 56					

Non-Div I Games: St. Thomas (FL) 71 48 Ave Maria 101 34

FGCU

Loss, Non-Conf, S Site, H Home A Away N Neutral

F
I
U

Non-Div I Games:

Loss, Non-Conf, S Site, H Home A Away N Neutral

Fairfield

Through Games Of Feb. 23, 2017

Average RPI Win:	234	WON-LOST	WINNING	LAST 10	STRENGTH OF	OPP. STRENGTH	TEAM	ADJ.	CONF.	ADJ CONF.
Average RPI Loss:	165	RECORD	PCT. RANK	GAMES	SCHEDULE	OF SCHEDULE	RPI	RPI	RPI	RPI
DIV. I ONLY	15- 13	154	6- 4	258	210	181	181	18	18	
DIV. I NON-CONF.	3- 6	230	0- 0	208	272	226	226	17	17	
TOTALS	RPI 1-25	RPI 26-50	W-L RECORDS	RPI 51-100	RPI 101-150	RPI 150+				
15- 13	0- 1	1- 2	OVERALL	0- 0	2- 2	12- 8				
8- 4	0- 0	1- 0	HOME	0- 0	1- 0	6- 4				
7- 9	0- 1	0- 2	AWAY	0- 0	1- 2	6- 4				
0- 0	0- 0	0- 0	NEUTRAL	0- 0	0- 0	0- 0				
3- 6	0- 1	0- 1	NON-CONFERENCE	0- 0	0- 1	3- 3				
1- 2	0- 0	0- 0	HOME	0- 0	0- 0	1- 2				
2- 4	0- 1	0- 1	AWAY	0- 0	0- 1	2- 1				
0- 0	0- 0	0- 0	NEUTRAL	0- 0	0- 0	0- 0				
12- 7	0- 0	1- 1	CONFERENCE	0- 0	2- 1	9- 5				
7- 2	0- 0	1- 0	HOME	0- 0	1- 0	5- 2				
5- 5	0- 0	0- 1	AWAY	0- 0	1- 1	4- 3				
0- 0	0- 0	0- 0	NEUTRAL	0- 0	0- 0	0- 0				

RPI 1-25				RPI 26-50				RPI 51-100				RPI 101+ Team's RPI: 181			
RPI	S	Opponent	Score	RPI	S	Opponent	Score	RPI	S	Opponent	Score	RPI	S	Opponent	Score
20	A	Temple	59 73	27	A	Harvard	44 58					112	A	Rider	68 67
				42	A	Quinnipiac	55 60					133	A	Albany (NY)	45 59
				42	H	Quinnipiac	65 52					149	A	Iona	55 65
												149	H	Iona	68 59
												169	A	La Salle	61 68
												178	A	Siena	52 67
												178	H	Siena	61 57
												194	H	Sacred Heart	44 56
												223	A	Marist	55 71
												223	H	Marist	62 68
												225	A	Monmouth	71 68
												225	H	Monmouth	53 60
												237	A	Niagara	65 55
												237	H	Niagara	66 63
												259	A	Manhattan	64 43
												259	H	Manhattan	71 56
												264	A	Canisius	49 63
												264	H	Canisius	57 48
												277	H	Loyola Maryland	58 57
												279	A	Mt. St. Mary's	70 57
												301	H	Rhode Island	65 72
												325	A	Saint Peter's	56 39
												325	H	Saint Peter's	50 38
												341	A	UMass Lowell	65 41
LAST 12 Division I GAMES:															
264	H	Canisius	57 48	42	H	Quinnipiac	65 52								
149	A	Iona	55 65	237	H	Niagara	66 63								
223	H	Marist	62 68	225	H	Monmouth	53 60								
325	A	Saint Peter's	56 39	264	A	Canisius	49 63								
259	A	Manhattan	64 43	237	A	Niagara	65 55								
325	H	Saint Peter's	50 38	42	A	Quinnipiac	55 60								

Non-Div I Games:

Fairfield

■ Loss,
 ■ Non-Conf,
 ■ S Site,
 ■ H Home
 ■ A Away
 N Neutral

Average RPI Win: 312		WON-LOST	WINNING	LAST 10	STRENGTH OF	OPP. STRENGTH	TEAM	ADJ.	CONF.	ADJ CONF.
Average RPI Loss: 260		RECORD	PCT. RANK	GAMES	SCHEDULE	OF SCHEDULE	RPI	RPI	RPI	RPI
DIV. I ONLY		8- 18	271	5- 5	349	344	344	344	31	31
DIV. I NON-CONF.		2- 8	288	0- 0	348	340	346	346	32	32
TOTALS		RPI 1-25	RPI 26-50	W-L RECORDS	RPI 51-100	RPI 101-150	RPI 150+			
8- 18	0- 0		0- 0	OVERALL	0- 0	0- 1	8- 17			
4- 9	0- 0		0- 0	HOME	0- 0	0- 0	4- 9			
4- 9	0- 0		0- 0	AWAY	0- 0	0- 1	4- 7			
0- 0	0- 0		0- 0	NEUTRAL	0- 0	0- 0	0- 0			
2- 8	0- 0		0- 0	NON-CONFERENCE	0- 0	0- 1	2- 7			
1- 3	0- 0		0- 0	HOME	0- 0	0- 0	1- 3			
1- 5	0- 0		0- 0	AWAY	0- 0	0- 1	1- 4			
0- 0	0- 0		0- 0	NEUTRAL	0- 0	0- 0	0- 0			
6- 10	0- 0		0- 0	CONFERENCE	0- 0	0- 0	6- 10			
3- 6	0- 0		0- 0	HOME	0- 0	0- 0	3- 6			
3- 4	0- 0		0- 0	AWAY	0- 0	0- 0	3- 4			
0- 0	0- 0		0- 0	NEUTRAL	0- 0	0- 0	0- 0			

[illegible]

Non-Div I Games: Queens (NY)

54 70

Fairleigh Dickinson

■ Loss, ■ Non-Conf, S Site, H Home A Away N Neutral

Average RPI Win:	267	WON-LOST	WINNING	LAST 10	STRENGTH OF	OPP. STRENGTH	TEAM	ADJ.	CONF.	ADJ CONF.
Average RPI Loss:	186	RECORD	PCT. RANK	GAMES	SCHEDULE	OF SCHEDULE	RPI	RPI	RPI	RPI
DIV. I ONLY	3- 22	336	0- 10	244	239	335	335	14	14	
DIV. I NON-CONF.	3- 7	250	0- 0	201	348	307	307	16	16	
TOTALS	RPI 1-25	RPI 26-50	W-L RECORDS	RPI 51-100	RPI 101-150	RPI 150+				
3- 22	0- 0	0- 1	OVERALL	0- 3	0- 4	3- 14				
3- 10	0- 0	0- 0	HOME	0- 1	0- 3	3- 6				
0- 12	0- 0	0- 1	AWAY	0- 2	0- 1	0- 8				
0- 0	0- 0	0- 0	NEUTRAL	0- 0	0- 0	0- 0				
3- 7	0- 0	0- 0	NON-CONFERENCE	0- 2	0- 1	3- 4				
3- 3	0- 0	0- 0	HOME	0- 1	0- 0	3- 2				
0- 4	0- 0	0- 0	AWAY	0- 1	0- 1	0- 2				
0- 0	0- 0	0- 0	NEUTRAL	0- 0	0- 0	0- 0				
0- 15	0- 0	0- 1	CONFERENCE	0- 1	0- 3	0- 10				
0- 7	0- 0	0- 0	HOME	0- 0	0- 3	0- 4				
0- 8	0- 0	0- 1	AWAY	0- 1	0- 0	0- 6				
0- 0	0- 0	0- 0	NEUTRAL	0- 0	0- 0	0- 0				

RPI	S	Opponent	Score	RPI	S	Opponent	Score	RPI	S	Opponent	Score	RPI	S	Opponent	Score	Team's RPI: 335
50	A	Western Ky.	55 76	76	A	Middle Tenn.	69 87	113	H	Charlotte	66 72	116	A	Arizona	67 77	
				92	A	Mercer	57 74	117	H	Old Dominion	73 93	123	H	Southern Miss.	67 82	
				97	H	FGCU	50 65	157	H	Louisiana Tech	52 76	165	A	Rice	55 89	
								182	A	UAB	55 66	187	A	North Texas	57 79	
								189	H	UTSA	62 72	205	H	Indiana St.	70 67	
								215	A	Grand Canyon	60 81	224	H	Richmond	67 77	
								247	H	UMES	59 76	249	H	Jacksonville St.	63 55	
								256	A	Marshall	53 76	291	A	FIU	65 74	
								291	H	FIU	60 65	299	A	North Florida	88 95	
								300	A	UTEP	59 69	300	H	UTEP	50 51	
								346	H	Jackson St.	67 58					
LAST 12 Division I GAMES:																
300	A	UTEP	59 69	113	H	Charlotte	66 72									
123	H	Southern Miss.	67 82	291	H	FIU	60 65									
157	H	Louisiana Tech	52 76	76	A	Middle Tenn.	69 87									
165	A	Rice	55 89	182	A	UAB	55 66									
187	A	North Texas	57 79	300	H	UTEP	50 51									
117	H	Old Dominion	73 93	189	H	UTSA	62 72									

Non-Div I Games: Fla. Memorial 84 64

Fla. Atlantic

Average RPI Win:	187	WON-LOST	WINNING	LAST 10	STRENGTH OF	OPP. STRENGTH	TEAM	ADJ.	CONF.	ADJ CONF.
Average RPI Loss:	33	RECORD	PCT. RANK	GAMES	SCHEDULE	OF SCHEDULE	RPI	RPI	RPI	RPI
DIV. I ONLY	13- 15	191	4- 6	46	34	84	84	2	2	
DIV. I NON-CONF.	9- 4	85	0- 0	131	161	60	60	2	2	
TOTALS	RPI 1-25	RPI 26-50	W-L RECORDS	RPI 51-100	RPI 101-150	RPI 150+				
13- 15	1- 9	0- 4	OVERALL	3- 1	2- 1	7- 0				
2- 6	0- 4	0- 1	HOME	0- 0	0- 1	2- 0				
5- 8	0- 5	0- 2	AWAY	3- 1	1- 0	1- 0				
6- 1	1- 0	0- 1	NEUTRAL	0- 0	1- 0	4- 0				
9- 4	1- 1	0- 2	NON-CONFERENCE	1- 1	1- 0	6- 0				
1- 0	0- 0	0- 0	HOME	0- 0	0- 0	1- 0				
2- 3	0- 1	0- 1	AWAY	1- 1	0- 0	1- 0				
6- 1	1- 0	0- 1	NEUTRAL	0- 0	1- 0	4- 0				
4- 11	0- 8	0- 2	CONFERENCE	2- 0	1- 1	1- 0				
1- 6	0- 4	0- 1	HOME	0- 0	0- 1	1- 0				
3- 5	0- 4	0- 1	AWAY	2- 0	1- 0	0- 0				
0- 0	0- 0	0- 0	NEUTRAL	0- 0	0- 0	0- 0				

RPI 1-25				RPI 26-50				RPI 51-100				Team's RPI: 84		RPI 101+			
RPI	S	Opponent	Score	RPI	S	Opponent	Score	RPI	S	Opponent	Score			RPI	S	Opponent	Score
3	A	Mississippi St.	49 82	28	A	Arizona St.	63 69	71	A	Northwestern	68 73			109	N	Long Beach St.	83 53
4	H	South Carolina	62 81	33	A	LSU	67 78	83	A	Georgia	76 68			120	H	Ole Miss	75 84
11	A	Florida St.	58 83	43	H	Auburn	75 82	87	A	Chattanooga	72 61			127	A	Alabama	66 56
14	A	Kentucky	48 67	45	N	Indiana	88 102	91	A	Vanderbilt	93 73			153	H	Arkansas	57 53
20	N	Temple	83 76											245	N	Wofford	74 51
22	H	Missouri	67 74											246	N	South Ala.	85 33
23	A	Tennessee	70 74											285	N	N.C. A&T	67 38
23	H	Tennessee	75 84											321	A	Arkansas St.	71 60
25	A	Texas A&M	76 84											327	H	Southeastern La.	102 51
25	H	Texas A&M	59 67											334	N	Florida A&M	78 65
LAST 12 Division I GAMES:																	
				23	A	Tennessee	70 74	25	A	Texas A&M	76 84						
				14	A	Kentucky	48 67	91	A	Vanderbilt	93 73						
				22	H	Missouri	67 74	23	H	Tennessee	75 84						
				127	A	Alabama	66 56	83	A	Georgia	76 68						
				153	H	Arkansas	57 53	25	H	Texas A&M	59 67						
				120	H	Ole Miss	75 84	3	A	Mississippi St.	49 82						

Non-Div I Games:

Florida

■ Loss,
 ■ Non-Conf, S Site,
 ■ Home
 ■ Away
 N Neutral

Average RPI Win:	290	WON-LOST	WINNING	LAST 10	STRENGTH OF	OPP. STRENGTH	TEAM	ADJ.	CONF.	ADJ CONF.
Average RPI Loss:	236	RECORD	PCT. RANK	GAMES	SCHEDULE	OF SCHEDULE	RPI	RPI	RPI	RPI
DIV. I ONLY	8- 17	267	7- 3	340	342	334	334	32	32	
DIV. I NON-CONF.	0- 11	335	0- 0	319	293	349	349	31	31	
TOTALS	RPI 1-25	RPI 26-50	W-L RECORDS	RPI 51-100	RPI 101-150	RPI 150+				
8- 17	0- 0	0- 0	OVERALL	0- 1	0- 1	8- 15				
6- 6	0- 0	0- 0	HOME	0- 0	0- 0	6- 6				
2- 7	0- 0	0- 0	AWAY	0- 0	0- 1	2- 6				
0- 4	0- 0	0- 0	NEUTRAL	0- 1	0- 0	0- 3				
0- 11	0- 0	0- 0	NON-CONFERENCE	0- 1	0- 1	0- 9				
0- 4	0- 0	0- 0	HOME	0- 0	0- 0	0- 4				
0- 3	0- 0	0- 0	AWAY	0- 0	0- 1	0- 2				
0- 4	0- 0	0- 0	NEUTRAL	0- 1	0- 0	0- 3				
8- 6	0- 0	0- 0	CONFERENCE	0- 0	0- 0	8- 6				
6- 2	0- 0	0- 0	HOME	0- 0	0- 0	6- 2				
2- 4	0- 0	0- 0	AWAY	0- 0	0- 0	2- 4				
0- 0	0- 0	0- 0	NEUTRAL	0- 0	0- 0	0- 0				

RPI 1-25				RPI 26-50				RPI 51-100				RPI 101+				Team's RPI: 334	
RPI	S	Opponent	Score	RPI	S	Opponent	Score	RPI	S	Opponent	Score	RPI	S	Opponent	Score		
								84	N	Florida	65	78	127	A	Alabama	46	81
												155	H	Omaha	50	70	
												171	H	Morehead St.	48	53	
												191	H	Bethune-Cookman	41	64	
												192	H	Hampton	62	44	
												224	N	Richmond	51	64	
												240	N	Stony Brook	49	80	
												244	A	Howard	58	72	
												244	H	Howard	55	51	
												247	H	UMES	59	49	
												249	N	Jacksonville St.	54	66	
												256	A	Marshall	67	77	
												274	H	Norfolk St.	59	51	
												276	H	Coppin St.	62	70	
												284	A	Savannah St.	52	56	
												285	A	N.C. A&T	57	65	
												288	H	Western Caro.	61	62	
												294	H	Eastern Ill.	50	66	
												299	A	North Florida	60	71	
LAST 12 Division I GAMES:																	
				192	H	Hampton	62	44				333	A	Morgan St.	61	26	
				274	H	Norfolk St.	59	51				348	A	Delaware St.	65	56	
				343	A	N.C. Central	49	52				247	H	UMES	59	49	
				285	A	N.C. A&T	57	65				191	H	Bethune-Cookman	41	64	
				348	H	Delaware St.	69	61				284	A	Savannah St.	52	56	
				244	H	Howard	55	51				333	H	Morgan St.	51	48	
												333	H	Morgan St.	51	48	
												343	A	N.C. Central	49	52	
												348	A	Delaware St.	65	56	
												348	H	Delaware St.	69	61	

Non-Div I Games: Thomas (GA) 74 65 Stillman 69 59

Florida A&M

Average RPI Win:	112	WON-LOST	WINNING	LAST 10	STRENGTH OF	OPP. STRENGTH	TEAM	ADJ.	CONF.	ADJ CONF.
Average RPI Loss:	24	RECORD	PCT. RANK	GAMES	SCHEDULE	OF SCHEDULE	RPI	RPI	RPI	RPI
DIV. I ONLY	25- 4	8	8- 2	18	35	11	11	3	3	
DIV. I NON-CONF.	12- 2	21	0- 1	39	60	18	18	4	4	
TOTALS	RPI 1-25	RPI 26-50	W-L RECORDS	RPI 51-100	RPI 101-150	RPI 150+				
25- 4	4- 2	3- 2	OVERALL	8- 0	4- 0	6- 0				
13- 3	3- 2	2- 1	HOME	3- 0	2- 0	3- 0				
9- 1	1- 0	0- 1	AWAY	4- 0	2- 0	2- 0				
3- 0	0- 0	1- 0	NEUTRAL	1- 0	0- 0	1- 0				
12- 2	0- 2	2- 0	NON-CONFERENCE	5- 0	0- 0	5- 0				
6- 2	0- 2	1- 0	HOME	2- 0	0- 0	3- 0				
3- 0	0- 0	0- 0	AWAY	2- 0	0- 0	1- 0				
3- 0	0- 0	1- 0	NEUTRAL	1- 0	0- 0	1- 0				
13- 2	4- 0	1- 2	CONFERENCE	3- 0	4- 0	1- 0				
7- 1	3- 0	1- 1	HOME	1- 0	2- 0	0- 0				
6- 1	1- 0	0- 1	AWAY	2- 0	2- 0	1- 0				
0- 0	0- 0	0- 0	NEUTRAL	0- 0	0- 0	0- 0				

RPI	S	Opponent	Score	RPI	S	Opponent	Score	RPI	S	Opponent	Score	RPI	S	Opponent	Score
1	H	UConn	76 78	29	H	Syracuse	77 58	52	A	Georgia Tech	69 63	111	A	North Carolina	90 77
8	H	Duke	69 45	37	H	North Carolina St.	61 70	68	H	Wake Forest	102 60	115	A	Clemson	86 27
10	H	Texas	88 92	38	H	James Madison	84 64	74	N	Gonzaga	87 69	115	H	Clemson	80 47
13	H	Louisville	72 65	40	N	Michigan	76 62	78	A	Minnesota	75 61	143	H	Pittsburgh	79 48
16	A	Miami (FL)	81 66	48	A	Virginia	51 60	84	H	Florida	83 58	164	A	Boston College	85 53
16	H	Miami (FL)	80 71					90	A	Virginia Tech	82 54	182	A	UAB	93 47
								92	A	Mercer	83 40	249	H	Jacksonville St.	73 62
								93	H	Jacksonville	90 47	288	H	Western Caro.	90 41
												299	H	North Florida	95 39
												336	N	Winthrop	98 35
LAST 12 Division I GAMES:															
143	H	Pittsburgh	79 48	164	A	Boston College	85 53	52	A	Georgia Tech	69 63				
115	H	Clemson	80 47	29	H	Syracuse	77 58	90	A	Virginia Tech	82 54				
48	A	Virginia	51 60	115	A	Clemson	86 27								
10	H	Texas	88 92	13	H	Louisville	72 65								
68	H	Wake Forest	102 60												
16	H	Miami (FL)	80 71												

Non-Div I Games:

Florida St.

F
o
r
d
h
a
m

F
o
r
d
h
a
m

Fordham

Page 90

Average RPI Win: 267		WON-LOST	WINNING	LAST 10	STRENGTH OF	OPP. STRENGTH	TEAM	ADJ.	CONF.	ADJ CONF.
Average RPI Loss: 153		RECORD	PCT. RANK	GAMES	SCHEDULE	OF SCHEDULE	RPI	RPI	RPI	RPI
DIV. I ONLY		4- 22	328	2- 8	216	167	320	320	11	11
DIV. I NON-CONF.		2- 9	293	0- 0	287	265	315	315	10	10
TOTALS		RPI 1-25	RPI 26-50	W-L RECORDS	RPI 51-100	RPI 101-150	RPI 150+			
4- 22	0- 0		0- 2	OVERALL	0- 6	0- 4	4- 10			
2- 9	0- 0		0- 1	HOME	0- 4	0- 1	2- 3			
1- 12	0- 0		0- 1	AWAY	0- 2	0- 3	1- 6			
1- 1	0- 0		0- 0	NEUTRAL	0- 0	0- 0	1- 1			
2- 9	0- 0		0- 0	NON-CONFERENCE	0- 1	0- 2	2- 6			
0- 3	0- 0		0- 0	HOME	0- 1	0- 0	0- 2			
1- 5	0- 0		0- 0	AWAY	0- 0	0- 2	1- 3			
1- 1	0- 0		0- 0	NEUTRAL	0- 0	0- 0	1- 1			
2- 13	0- 0		0- 2	CONFERENCE	0- 5	0- 2	2- 4			
2- 6	0- 0		0- 1	HOME	0- 3	0- 1	2- 1			
0- 7	0- 0		0- 1	AWAY	0- 2	0- 1	0- 3			
0- 0	0- 0		0- 0	NEUTRAL	0- 0	0- 0	0- 0			

RPI 1-25				RPI 26-50				RPI 51-100				RPI 101+ Team's RPI: 320			
RPI	S	Opponent	Score	RPI	S	Opponent	Score	RPI	S	Opponent	Score	RPI	S	Opponent	Score
				35	A	South Dakota St.	51 73	55	H	IUPUI	48 62	103	A	Kent St.	55 66
				35	H	South Dakota St.	59 76	59	H	Belmont	59 85	139	A	Wright St.	51 62
								63	A	South Dakota	59 87	148	A	Oral Roberts	56 82
								63	H	South Dakota	55 82	148	H	Oral Roberts	59 75
								86	A	Western Ill.	51 77	155	A	Omaha	49 63
								86	H	Western Ill.	53 75	155	H	Omaha	65 62
												158	H	Oakland	61 82
												184	A	Western Mich.	35 61
												200	A	Illinois	33 56
												230	N	Miami (OH)	47 69
												250	A	Butler	64 70
												273	H	Coastal Caro.	57 72
												292	A	North Dakota St.	56 68
												292	H	North Dakota St.	72 68
												302	N	Eastern Ky.	68 59
												303	A	Denver	50 78
												303	H	Denver	72 78
												317	A	Ill.-Chicago	61 55
LAST 12 Division I GAMES:															
				86	A	Western Ill.	51 77	55	H	IUPUI	48 62				
				35	H	South Dakota St.	59 76	155	H	Omaha	65 62				
				155	A	Omaha	49 63	148	H	Oral Roberts	59 75				
				292	H	North Dakota St.	72 68	63	A	South Dakota	59 87				
				63	H	South Dakota	55 82	303	H	Denver	72 78				
				303	A	Denver	50 78	292	A	North Dakota St.	56 68				

Non-Div I Games: Defiance

76 58 Trine

71 80

Fort Wayne

Loss, Non-Conf, S Site, H Home A Away N Neutral

**F
r
e
s
n
o
s
t
.**

F
r
e
s
n
o
s
t
.

Fresno St.

Page 92

Average RPI Win: 250	WON-LOST	WINNING	LAST 10	STRENGTH OF	OPP. STRENGTH	TEAM	ADJ.	CONF.	ADJ CONF.
Average RPI Loss: 150	RECORD	PCT. RANK	GAMES	SCHEDULE	OF SCHEDULE	RPI	RPI	RPI	RPI
DIV. I ONLY	11- 15	214	3- 6	224	212	233	233	17	17
DIV. I NON-CONF.	4- 9	248	0- 1	272	220	310	310	20	20
TOTALS	RPI 1-25	RPI 26-50	W-L RECORDS	RPI 51-100	RPI 101-150	RPI 150+			
11- 15	0- 0	0- 1	OVERALL	1- 5	0- 3	10- 6			
9- 4	0- 0	0- 0	HOME	1- 1	0- 1	8- 2			
2- 10	0- 0	0- 1	AWAY	0- 0	0- 0	2- 0			
0- 1	0- 0	0- 0	NEUTRAL	0- 0	0- 1	0- 0			
4- 9	0- 0	0- 1	NON-CONFERENCE	0- 2	0- 3	4- 3			
4- 2	0- 0	0- 0	HOME	0- 0	0- 1	4- 1			
0- 6	0- 0	0- 1	AWAY	0- 2	0- 1	0- 2			
0- 1	0- 0	0- 0	NEUTRAL	0- 0	0- 1	0- 0			
7- 6	0- 0	0- 0	CONFERENCE	1- 3	0- 0	6- 3			
5- 2	0- 0	0- 0	HOME	1- 1	0- 0	4- 1			
2- 4	0- 0	0- 0	AWAY	0- 2	0- 0	2- 2			
0- 0	0- 0	0- 0	NEUTRAL	0- 0	0- 0	0- 0			

RPI 1-25				RPI 26-50				RPI 51-100				RPI 101+				Team's RPI: 233
RPI	S	Opponent	Score	RPI	S	Opponent	Score	RPI	S	Opponent	Score	RPI	S	Opponent	Score	
				36	A	Central Mich.	71 81	68	A	Wake Forest	52 59	108	A	Fordham	47 60	
								83	A	Georgia	62 67	128	N	Eastern Wash.	56 68	
								87	A	Chattanooga	43 66	138	H	VCU	61 75	
								87	H	Chattanooga	65 48	199	H	ETSU	64 74	
								92	A	Mercer	52 76	203	A	UNCG	52 65	
								92	H	Mercer	47 68	203	H	UNCG	65 55	
												222	A	UNCW	52 56	
												224	H	Richmond	48 54	
												231	A	Samford	54 50	
												231	H	Samford	53 48	
												245	A	Wofford	69 49	
												245	H	Wofford	65 60	
												254	H	UNC Asheville	63 51	
												278	A	Davidson	61 71	
												288	A	Western Caro.	72 75	
												288	H	Western Caro.	73 44	
												312	H	Gardner-Webb	84 62	
												316	H	USC Upstate	57 37	
												343	H	N.C. Central	60 40	
LAST 12 Division I GAMES:																
				36	A	Central Mich.	71 81	288	A	Western Caro.	72 75					
				87	A	Chattanooga	43 66	87	H	Chattanooga	65 48					
				92	H	Mercer	47 68	199	H	ETSU	64 74					
				231	H	Samford	53 48	231	A	Samford	54 50					
				245	H	Wofford	65 60	92	A	Mercer	52 76					
				203	A	UNCG	52 65	245	A	Wofford	69 49					

Non-Div I Games: Bob Jones 95 45 Mars Hill 81 46 Newberry 67 41

Furman

Ga. Southern

Through Games Of Feb. 23, 2017

Average RPI Win:	264	WON-LOST	WINNING	LAST 10	STRENGTH OF	OPP. STRENGTH	TEAM	ADJ.	CONF.	ADJ CONF.
Average RPI Loss:	149	RECORD	PCT. RANK	GAMES	SCHEDULE	OF SCHEDULE	RPI	RPI	RPI	RPI
DIV. I ONLY	11- 15	214	6- 4	206	272	226	226	21	21	
DIV. I NON-CONF.	3- 7	250	0- 0	176	321	255	255	19	19	
TOTALS	RPI 1-25	RPI 26-50	W-L RECORDS	RPI 51-100	RPI 101-150	RPI 150+				
11- 15	0- 0	0- 0	OVERALL	0- 4	1- 6	10- 5				
7- 6	0- 0	0- 0	HOME	0- 2	1- 2	6- 2				
4- 9	0- 0	0- 0	AWAY	0- 2	0- 4	4- 3				
0- 0	0- 0	0- 0	NEUTRAL	0- 0	0- 0	0- 0				
3- 7	0- 0	0- 0	NON-CONFERENCE	0- 2	0- 3	3- 2				
2- 2	0- 0	0- 0	HOME	0- 1	0- 1	2- 0				
1- 5	0- 0	0- 0	AWAY	0- 1	0- 2	1- 2				
0- 0	0- 0	0- 0	NEUTRAL	0- 0	0- 0	0- 0				
8- 8	0- 0	0- 0	CONFERENCE	0- 2	1- 3	7- 3				
5- 4	0- 0	0- 0	HOME	0- 1	1- 1	4- 2				
3- 4	0- 0	0- 0	AWAY	0- 1	0- 2	3- 1				
0- 0	0- 0	0- 0	NEUTRAL	0- 0	0- 0	0- 0				

RPI 1-25				RPI 26-50				RPI 51-100				RPI 101+				Team's RPI: 226	
RPI	S	Opponent	Score	RPI	S	Opponent	Score	RPI	S	Opponent	Score	RPI	S	Opponent	Score		
								51	A	Little Rock	41 57	106	H	UCF	54 74		
								55	A	IUPUI	57 83	107	A	Troy	67 77		
								92	H	Mercer	56 77	107	H	Troy	86 89		
								94	H	UT Arlington	60 69	115	A	Clemson	47 58		
												127	A	Alabama	48 66		
												149	A	Louisiana	52 79		
												149	H	Louisiana	63 60		
												168	H	Texas St.	71 69		
												212	A	Appalachian St.	48 73		
												212	H	Appalachian St.	53 50		
												246	A	South Ala.	53 45		
												246	H	South Ala.	46 55		
												249	A	Jacksonville St.	55 67		
												263	H	Georgia St.	54 58		
												266	A	Charleston So.	54 55		
												273	A	Coastal Caro.	65 62		
												273	H	Coastal Caro.	78 70		
												284	A	Savannah St.	50 45		
												285	H	N.C. A&T	65 50		
												331	A	La.-Monroe	65 44		
												331	H	La.-Monroe	76 65		
												347	H	South Carolina St.	74 58		
LAST 12 Division I GAMES:																	
				51	A	Little Rock	41 57	149	H	Louisiana	63 60						
				168	H	Texas St.	71 69	246	A	South Ala.	53 45						
				94	H	UT Arlington	60 69	107	A	Troy	67 77						
				273	A	Coastal Caro.	65 62	212	H	Appalachian St.	53 50						
				212	A	Appalachian St.	48 73	273	H	Coastal Caro.	78 70						
				331	H	La.-Monroe	76 65	149	A	Louisiana	52 79						

LAST 12 Division I GAMES:

51	A Little Rock	41 57	149	H Louisiana	63 60
168	H Texas St.	71 69	246	A South Ala.	53 45
94	H UT Arlington	60 69	107	A Troy	67 77
273	A Coastal Caro.	65 62	212	H Appalachian St.	53 50
212	A Appalachian St.	48 73	273	H Coastal Caro.	78 70
331	H La.-Monroe	76 65	149	A Louisiana	52 79

Non-Div I Games: Thomas (GA) 106 43

Ga. Southern

Loss, Non-Conf, S Site, H Home A Away N Neutral

Average RPI Win:	306	WON-LOST	WINNING	LAST 10	STRENGTH OF	OPP. STRENGTH	TEAM	ADJ.	CONF.	ADJ CONF.
Average RPI Loss:	198	RECORD	PCT. RANK	GAMES	SCHEDULE	OF SCHEDULE	RPI	RPI	RPI	RPI
DIV. I ONLY	8- 15	255	3- 7	337	295	312	312	28	28	
DIV. I NON-CONF.	2- 6	275	0- 0	313	221	286	286	28	28	
TOTALS	RPI 1-25	RPI 26-50	W-L RECORDS	RPI 51-100	RPI 101-150	RPI 150+				
8- 15	0- 0	0- 0	OVERALL	0- 1	0- 3	8- 11				
4- 4	0- 0	0- 0	HOME	0- 0	0- 1	4- 3				
4- 9	0- 0	0- 0	AWAY	0- 1	0- 1	4- 3				
0- 2	0- 0	0- 0	NEUTRAL	0- 0	0- 0	0- 2				
2- 6	0- 0	0- 0	NON-CONFERENCE	0- 1	0- 1	2- 4				
0- 0	0- 0	0- 0	HOME	0- 0	0- 0	0- 0				
2- 4	0- 0	0- 0	AWAY	0- 1	0- 1	2- 2				
0- 2	0- 0	0- 0	NEUTRAL	0- 0	0- 0	0- 2				
6- 9	0- 0	0- 0	CONFERENCE	0- 0	0- 2	6- 7				
4- 4	0- 0	0- 0	HOME	0- 0	0- 1	4- 3				
2- 5	0- 0	0- 0	AWAY	0- 0	0- 1	2- 4				
0- 0	0- 0	0- 0	NEUTRAL	0- 0	0- 0	0- 0				

RPI 1-25			RPI 26-50			RPI 51-100			RPI 101+			Team's RPI: 312
RPI	S	Opponent	Score	RPI	S	Opponent	Score	RPI	S	Opponent	Score	Score
						90 A Virginia Tech	42 76	106 A UCF			52 66	
								134 A Radford			57 67	
								134 H Radford			42 51	
								182 N UAB			49 59	
								195 H Campbell			61 73	
								212 N Appalachian St.			67 72	
								218 A Presbyterian			47 58	
								218 H Presbyterian			55 56	
								233 A Furman			62 84	
								234 A Liberty			63 66	
								234 H Liberty			84 82	
								245 A Wofford			66 75	
								251 A High Point			69 71	
								251 H High Point			65 84	
								254 H UNC Asheville			55 52	
								266 A Charleston So.			57 64	
								288 A Western Caro.			68 60	
								316 A USC Upstate			57 53	
								336 A Winthrop			89 54	
								336 H Winthrop			63 57	
								342 A Longwood			77 43	
								342 H Longwood			89 55	
LAST 12 Division I GAMES:												
134	H	Radford	42 51	336	A	Winthrop	89 54					
336	H	Winthrop	63 57	195	H	Campbell	61 73					
218	A	Presbyterian	47 58	266	A	Charleston So.	57 64					
251	H	High Point	65 84	251	A	High Point	69 71					
342	H	Longwood	89 55	254	H	UNC Asheville	55 52					
234	A	Liberty	63 66	234	H	Liberty	84 82					

Non-Div I Games: Montreat 92 45 Southern Wesleyan 86 62 Converse 68 38

Gardner-Webb

George Mason

Through Games Of Feb. 23, 2017

Average RPI Win:	239	WON-LOST	WINNING	LAST 10	STRENGTH OF	OPP. STRENGTH	TEAM	ADJ.	CONF.	ADJ CONF.
Average RPI Loss:	120	RECORD	PCT. RANK	GAMES	SCHEDULE	OF SCHEDULE	RPI	RPI	RPI	RPI
DIV. I ONLY	13- 16	202	3- 7	158	172	186	186	12	12	
DIV. I NON-CONF.	7- 6	157	0- 0	125	290	134	134	11	11	
TOTALS	RPI 1-25	RPI 26-50	W-L RECORDS	RPI 51-100	RPI 101-150	RPI 150+				
13- 16	0- 0	0- 3	OVERALL	0- 4	3- 5	10- 4				
7- 6	0- 0	0- 2	HOME	0- 1	3- 2	4- 1				
6- 9	0- 0	0- 1	AWAY	0- 2	0- 3	6- 3				
0- 1	0- 0	0- 0	NEUTRAL	0- 1	0- 0	0- 0				
7- 6	0- 0	0- 0	NON-CONFERENCE	0- 3	2- 2	5- 1				
3- 2	0- 0	0- 0	HOME	0- 1	2- 1	1- 0				
4- 3	0- 0	0- 0	AWAY	0- 1	0- 1	4- 1				
0- 1	0- 0	0- 0	NEUTRAL	0- 1	0- 0	0- 0				
6- 10	0- 0	0- 3	CONFERENCE	0- 1	1- 3	5- 3				
4- 4	0- 0	0- 2	HOME	0- 0	1- 1	3- 1				
2- 6	0- 0	0- 1	AWAY	0- 1	0- 2	2- 2				
0- 0	0- 0	0- 0	NEUTRAL	0- 0	0- 0	0- 0				

RPI 1-25				RPI 26-50				RPI 51-100				RPI 101+				Team's RPI: 186	
RPI	S	Opponent	Score	RPI	S	Opponent	Score	RPI	S	Opponent	Score	RPI	S	Opponent	Score		
				44	H	Dayton	48 60	56	N	Drexel	71 82	102	A	Saint Louis	50 89		
				46	A	George Washington	49 80	61	A	Georgetown	56 69	108	H	Fordham	49 53		
				46	H	George Washington	71 79	99	H	SFA	76 77	116	H	Arizona	70 81		
								100	A	Saint Joseph's	53 57	126	H	Navy	68 64		
												131	A	Delaware	51 67		
												134	H	Radford	70 56		
												135	A	Duquesne	57 76		
												138	H	VCU	70 59		
												163	A	Detroit Mercy	55 54		
												169	A	La Salle	57 59		
												206	A	Towson	75 79		
												224	A	Richmond	54 50		
												224	H	Richmond	58 70		
												232	H	St. Bonaventure	52 49		
												274	H	Norfolk St.	60 33		
												278	A	Davidson	54 58		
												278	H	Davidson	59 55		
												291	A	FIU	67 51		
												301	H	Rhode Island	60 51		
												308	A	Illinois St.	72 46		
												310	A	Massachusetts	66 55		
												332	A	LIU Brooklyn	64 48		
LAST 12 Division I GAMES:																	
				100	A	Saint Joseph's	53 57	169	A	La Salle	57 59						
				46	A	George Washington	49 80	44	H	Dayton	48 60						
				301	H	Rhode Island	60 51	224	A	Richmond	54 50						
				224	H	Richmond	58 70	278	A	Davidson	54 58						
				278	H	Davidson	59 55	138	H	VCU	70 59						
				135	A	Duquesne	57 76	46	H	George Washington	71 79						

Non-Div I Games:

George Mason

■ Loss,
 ■ Non-Conf,
 ■ S Site,
 ■ Home
 ■ A Away
 N Neutral

Average RPI Win:	174	WON-LOST	WINNING	LAST 10	STRENGTH OF	OPP. STRENGTH	TEAM	ADJ.	CONF.	ADJ CONF.
Average RPI Loss:	77	RECORD	PCT. RANK	GAMES	SCHEDULE	OF SCHEDULE	RPI	RPI	RPI	RPI
DIV. I ONLY	20- 8	63	8- 2	79	94	46	46	12	12	
DIV. I NON-CONF.	7- 5	137	0- 0	38	35	63	63	11	11	
TOTALS	RPI 1-25	RPI 26-50	W-L RECORDS	RPI 51-100	RPI 101-150	RPI 150+				
20- 8	0- 1	2- 3	OVERALL	3- 1	4- 2	11- 1				
11- 2	0- 1	1- 0	HOME	1- 0	3- 1	6- 0				
7- 5	0- 0	0- 2	AWAY	1- 1	1- 1	5- 1				
2- 1	0- 0	1- 1	NEUTRAL	1- 0	0- 0	0- 0				
7- 5	0- 1	1- 2	NON-CONFERENCE	2- 1	1- 0	3- 1				
4- 1	0- 1	0- 0	HOME	0- 0	1- 0	3- 0				
1- 3	0- 0	0- 1	AWAY	1- 1	0- 0	0- 1				
2- 1	0- 0	1- 1	NEUTRAL	1- 0	0- 0	0- 0				
13- 3	0- 0	1- 1	CONFERENCE	1- 0	3- 2	8- 0				
7- 1	0- 0	1- 0	HOME	1- 0	2- 1	3- 0				
6- 2	0- 0	0- 1	AWAY	0- 0	1- 1	5- 0				
0- 0	0- 0	0- 0	NEUTRAL	0- 0	0- 0	0- 0				

RPI	S	Opponent	Score	RPI	S	Opponent	Score	Team's RPI: 46	RPI	S	Opponent	Score	RPI	S	Opponent	Score
9	H	Stanford	52 71	29	N	Syracuse	71 74		58	A	Villanova	72 69	102	A	Saint Louis	59 67
				35	A	South Dakota St.	55 60		61	A	Georgetown	57 72	108	H	Fordham	63 46
				44	A	Dayton	48 50		97	N	FGCU	76 47	110	H	Princeton	56 45
				44	H	Dayton	52 39		100	H	Saint Joseph's	53 44	135	A	Duquesne	75 40
				50	N	Western Ky.	68 49						135	H	Duquesne	63 73
													138	H	VCU	81 67
													169	A	La Salle	79 65
													186	A	George Mason	79 71
													186	H	George Mason	80 49
													197	A	American	61 66
													200	H	Illinois	72 56
													224	A	Richmond	63 44
													232	H	St. Bonaventure	63 57
													276	H	Coppin St.	77 46
													277	H	Loyola Maryland	74 64
													278	H	Davidson	76 62
													301	A	Rhode Island	72 44
													310	A	Massachusetts	60 54
LAST 12 Division I GAMES:																
224	A	Richmond	63 44	108	H	Fordham	63 46									
186	H	George Mason	80 49	135	H	Duquesne	63 73									
232	H	St. Bonaventure	63 57	102	A	Saint Louis	59 67									
44	H	Dayton	52 39	310	A	Massachusetts	60 54									
301	A	Rhode Island	72 44	278	H	Davidson	76 62									
169	A	La Salle	79 65	186	A	George Mason	79 71									

Non-Div I Games:

George Washington

■ Loss,
 ■ Non-Conf,
 ■ S Site,
 ■ Home
 ■ A Away
 N Neutral

Average RPI Win:	171	WON-LOST	WINNING	LAST 10	STRENGTH OF	OPP. STRENGTH	TEAM	ADJ.	CONF.	ADJ CONF.
Average RPI Loss:	51	RECORD	PCT. RANK	GAMES	SCHEDULE	OF SCHEDULE	RPI	RPI	RPI	RPI
DIV. I ONLY	17- 9	94	8- 2	85	70	61	61	7	7	
DIV. I NON-CONF.	8- 2	49	0- 0	80	71	19	19	7	7	
TOTALS	RPI 1-25	RPI 26-50	W-L RECORDS	RPI 51-100	RPI 101-150	RPI 150+				
17- 9	0- 3	1- 1	OVERALL	2- 5	3- 0	11- 0				
8- 4	0- 2	1- 1	HOME	1- 1	1- 0	5- 0				
7- 5	0- 1	0- 0	AWAY	0- 4	1- 0	6- 0				
2- 0	0- 0	0- 0	NEUTRAL	1- 0	1- 0	0- 0				
8- 2	0- 0	1- 0	NON-CONFERENCE	1- 2	3- 0	3- 0				
3- 0	0- 0	1- 0	HOME	0- 0	1- 0	1- 0				
3- 2	0- 0	0- 0	AWAY	0- 2	1- 0	2- 0				
2- 0	0- 0	0- 0	NEUTRAL	1- 0	1- 0	0- 0				
9- 7	0- 3	0- 1	CONFERENCE	1- 3	0- 0	8- 0				
5- 4	0- 2	0- 1	HOME	1- 1	0- 0	4- 0				
4- 3	0- 1	0- 0	AWAY	0- 2	0- 0	4- 0				
0- 0	0- 0	0- 0	NEUTRAL	0- 0	0- 0	0- 0				

RPI 1-25				RPI 26-50				RPI 51-100 Team's RPI: 61				RPI 101+			
RPI	S	Opponent	Score	RPI	S	Opponent	Score	RPI	S	Opponent	Score	RPI	S	Opponent	Score
18	A	Creighton	68 70	41	H	Marquette	77 84	58	A	Villanova	50 71	127	H	Alabama	70 59
18	H	Creighton	59 67	46	H	George Washington	72 57	58	H	Villanova	54 49	131	A	Delaware	54 46
19	H	DePaul	53 76					70	A	St. John's (NY)	54 65	139	N	Wright St.	67 60
								70	H	St. John's (NY)	66 71	175	A	Providence	71 39
								77	N	Penn St.	68 54	175	H	Providence	72 70
								78	A	Minnesota	60 68	186	H	George Mason	69 56
								90	A	Virginia Tech	63 73	187	A	Xavier	69 64
												187	H	Xavier	81 63
												206	A	Towson	75 59
												209	A	Seton Hall	77 60
												209	H	Seton Hall	77 58
												250	A	Butler	58 52
												250	H	Butler	83 72
												291	A	FIU	66 53
LAST 12 Division I GAMES:															
187	H	Xavier	81 63	58	H	Villanova	54 49								
250	H	Butler	83 72	250	A	Butler	58 52								
70	A	St. John's (NY)	54 65	187	A	Xavier	69 64								
209	A	Seton Hall	77 60	209	H	Seton Hall	77 58								
18	H	Creighton	59 67	70	H	St. John's (NY)	66 71								
175	H	Providence	72 70	175	A	Providence	71 39								

Non-Div I Games:

Georgetown

Average RPI Win:	137	WON-LOST	WINNING	LAST 10	STRENGTH OF	OPP. STRENGTH	TEAM	ADJ.	CONF.	ADJ CONF.
Average RPI Loss:	53	RECORD	PCT. RANK	GAMES	SCHEDULE	OF SCHEDULE	RPI	RPI	RPI	RPI
DIV. I ONLY	15- 13	154	5- 5	42	26	83	83	2	2	
DIV. I NON-CONF.	8- 5	125	0- 0	164	110	146	146	2	2	
<hr/>										
TOTALS	RPI 1-25	RPI 26-50	W-L RECORDS	RPI 51-100	RPI 101-150	RPI 150+				
15- 13	2- 6	2- 2	OVERALL	4- 3	2- 1	5- 1				
11- 5	2- 2	1- 1	HOME	3- 1	1- 0	4- 1				
3- 7	0- 4	1- 0	AWAY	0- 2	1- 1	1- 0				
1- 1	0- 0	0- 1	NEUTRAL	1- 0	0- 0	0- 0				
8- 5	0- 0	0- 2	NON-CONFERENCE	3- 2	1- 0	4- 1				
6- 2	0- 0	0- 1	HOME	2- 0	0- 0	4- 1				
1- 2	0- 0	0- 0	AWAY	0- 2	1- 0	0- 0				
1- 1	0- 0	0- 1	NEUTRAL	1- 0	0- 0	0- 0				
7- 8	2- 6	2- 0	CONFERENCE	1- 1	1- 1	1- 0				
5- 3	2- 2	1- 0	HOME	1- 1	1- 0	0- 0				
2- 5	0- 4	1- 0	AWAY	0- 0	0- 1	1- 0				
0- 0	0- 0	0- 0	NEUTRAL	0- 0	0- 0	0- 0				

RPI 1-25				RPI 26-50				RPI 51-100 Team's RPI: 83				RPI 101+			
RPI	S	Opponent	Score	RPI	S	Opponent	Score	RPI	S	Opponent	Score	RPI	S	Opponent	Score
3	A	Mississippi St.	49 58	32	N	South Fla.	65 81	52	A	Georgia Tech	45 52	120	A	Ole Miss	62 69
4	A	South Carolina	63 66	33	H	LSU	70 65	67	A	Oklahoma St.	51 71	127	H	Alabama	71 65
4	H	South Carolina	44 62	43	A	Auburn	57 51	78	N	Minnesota	70 58	145	A	Cincinnati	51 48
14	A	Kentucky	61 82	48	H	Virginia	43 66	84	H	Florida	68 76	153	A	Arkansas	69 66
14	H	Kentucky	56 66					91	H	Vanderbilt	70 68	231	H	Samford	59 65
22	A	Missouri	45 63					92	H	Mercer	72 64	233	H	Furman	67 62
23	H	Tennessee	81 78					96	H	BYU	81 51	275	H	Kennesaw St.	82 40
25	H	Texas A&M	69 59									288	H	Western Caro.	78 43
												347	H	South Carolina St.	64 50
<hr/>															
LAST 12 Division I GAMES:															
127	H	Alabama	71 65	153	A	Arkansas	69 66								
33	H	LSU	70 65	120	A	Ole Miss	62 69								
3	A	Mississippi St.	49 58	4	H	South Carolina	44 62								
43	A	Auburn	57 51	84	H	Florida	68 76								
14	H	Kentucky	56 66	14	A	Kentucky	61 82								
23	H	Tennessee	81 78	4	A	South Carolina	63 66								

Non-Div I Games:

Georgia

Average RPI Win:	213	WON-LOST	WINNING	LAST 10	STRENGTH OF	OPP. STRENGTH	TEAM	ADJ.	CONF.	ADJ CONF.
Average RPI Loss:	187	RECORD	PCT. RANK	GAMES	SCHEDULE	OF SCHEDULE	RPI	RPI	RPI	RPI
DIV. I ONLY	10- 16	237	6- 4	279	222	263	263	21	21	
DIV. I NON-CONF.	3- 7	250	0- 0	209	156	261	261	19	19	
TOTALS	RPI 1-25	RPI 26-50	W-L RECORDS	RPI 51-100	RPI 101-150	RPI 150+				
10- 16	0- 0	0- 1	OVERALL	1- 2	1- 4	8- 9				
3- 9	0- 0	0- 1	HOME	1- 0	0- 2	2- 6				
6- 5	0- 0	0- 0	AWAY	0- 1	1- 2	5- 2				
1- 2	0- 0	0- 0	NEUTRAL	0- 1	0- 0	1- 1				
3- 7	0- 0	0- 1	NON-CONFERENCE	0- 2	0- 1	3- 3				
1- 3	0- 0	0- 1	HOME	0- 0	0- 0	1- 2				
1- 2	0- 0	0- 0	AWAY	0- 1	0- 1	1- 0				
1- 2	0- 0	0- 0	NEUTRAL	0- 1	0- 0	1- 1				
7- 9	0- 0	0- 0	CONFERENCE	1- 0	1- 3	5- 6				
2- 6	0- 0	0- 0	HOME	1- 0	0- 2	1- 4				
5- 3	0- 0	0- 0	AWAY	0- 0	1- 1	4- 2				
0- 0	0- 0	0- 0	NEUTRAL	0- 0	0- 0	0- 0				

RPI 1-25				RPI 26-50				RPI 51-100				RPI 101+ Team's RPI: 263			
RPI	S	Opponent	Score	RPI	S	Opponent	Score	RPI	S	Opponent	Score	RPI	S	Opponent	Score
				26	H	Elon	67 84	52	A	Georgia Tech	42 73	107	A	Troy	68 65
								77	N	Penn St.	42 69	107	H	Troy	69 87
								94	H	UT Arlington	64 59	127	A	Alabama	57 80
												149	A	Louisiana	65 72
												149	H	Louisiana	64 70
												168	H	Texas St.	51 62
												171	A	Morehead St.	68 50
												197	N	American	59 58
												212	A	Appalachian St.	59 55
												212	H	Appalachian St.	63 67
												222	H	UNCW	66 72
												226	A	Ga. Southern	58 54
												239	H	Akron	66 78
												246	A	South Ala.	55 45
												246	H	South Ala.	47 77
												273	A	Coastal Caro.	69 48
												273	H	Coastal Caro.	67 73
												275	H	Kennesaw St.	62 59
												285	N	Eastern Mich.	59 69
												321	A	Arkansas St.	57 59
												331	A	La.-Monroe	63 72
												331	H	La.-Monroe	87 35
LAST 12 Division I GAMES:															
				321	A	Arkansas St.	57 59	331	H	La.-Monroe	87 35				
				94	H	UT Arlington	64 59	107	A	Troy	68 65				
				168	H	Texas St.	51 62	246	A	South Ala.	55 45				
				212	A	Appalachian St.	59 55	273	H	Coastal Caro.	67 73				
				273	A	Coastal Caro.	69 48	212	H	Appalachian St.	63 67				
				149	H	Louisiana	64 70	331	A	La.-Monroe	63 72				

Non-Div I Games: Allen 96 58

Georgia St.

■ Loss,
 ■ Non-Conf,
 ■ S Site,
 ■ H Home
 ■ A Away
 N Neutral

Average RPI Win:	135	WON-LOST	WINNING	LAST 10	STRENGTH OF	OPP. STRENGTH	TEAM	ADJ.	CONF.	ADJ CONF.
Average RPI Loss:	49	RECORD	PCT. RANK	GAMES	SCHEDULE	OF SCHEDULE	RPI	RPI	RPI	RPI
DIV. I ONLY	16- 12	133	3- 7	20	37	52	52	3	3	
DIV. I NON-CONF.	11- 2	23	0- 0	68	106	25	25	4	4	
TOTALS	RPI 1-25	RPI 26-50	W-L RECORDS	RPI 51-100	RPI 101-150	RPI 150+				
16- 12	1- 5	2- 3	OVERALL	4- 1	3- 3	6- 0				
11- 5	0- 3	1- 2	HOME	3- 0	3- 0	4- 0				
3- 7	0- 2	0- 1	AWAY	1- 1	0- 3	2- 0				
2- 0	1- 0	1- 0	NEUTRAL	0- 0	0- 0	0- 0				
11- 2	1- 0	1- 1	NON-CONFERENCE	3- 0	1- 1	5- 0				
7- 1	0- 0	0- 1	HOME	2- 0	1- 0	4- 0				
2- 1	0- 0	0- 0	AWAY	1- 0	0- 1	1- 0				
2- 0	1- 0	1- 0	NEUTRAL	0- 0	0- 0	0- 0				
5- 10	0- 5	1- 2	CONFERENCE	1- 1	2- 2	1- 0				
4- 4	0- 3	1- 1	HOME	1- 0	2- 0	0- 0				
1- 6	0- 2	0- 1	AWAY	0- 1	0- 2	1- 0				
0- 0	0- 0	0- 0	NEUTRAL	0- 0	0- 0	0- 0				

RPI 1-25				RPI 26-50				RPI 51-100				Team's RPI: 52		RPI 101+			
RPI	S	Opponent	Score	RPI	S	Opponent	Score	RPI	S	Opponent	Score		RPI	S	Opponent	Score	
2	A	Notre Dame	69 90	29	H	Syracuse	75 66	68	A	Wake Forest	65 70		110	H	Princeton	67 51	
2	H	Notre Dame	38 55	37	H	North Carolina St.	67 75	76	A	Middle Tenn.	61 60		111	A	North Carolina	88 89	
8	H	Duke	68 75	40	H	Michigan	52 92	83	H	Georgia	52 45		115	A	Clemson	61 62	
11	H	Florida St.	63 69	44	N	Dayton	81 68	90	H	Virginia Tech	87 81		115	H	Clemson	72 58	
13	A	Louisville	51 91	48	A	Virginia	64 65	92	H	Mercer	70 50		127	A	Alabama	65 67	
22	N	Missouri	72 70										143	H	Pittsburgh	71 57	
													164	A	Boston College	71 67	
													212	H	Appalachian St.	81 52	
													217	H	Alabama St.	70 48	
													231	H	Samford	62 57	
													263	H	Georgia St.	73 42	
													275	A	Kennesaw St.	86 49	
LAST 12 Division I GAMES:																	
				115	H	Clemson	72 58	48	A	Virginia	64 65						
				143	H	Pittsburgh	71 57	115	A	Clemson	61 62						
				111	A	North Carolina	88 89	11	H	Florida St.	63 69						
				2	A	Notre Dame	69 90	68	A	Wake Forest	65 70						
				37	H	North Carolina St.	67 75	13	A	Louisville	51 91						
				90	H	Virginia Tech	87 81	29	H	Syracuse	75 66						

Gonzaga

Through Games Of Feb. 23, 2017

Average RPI Win: 195	WON-LOST	WINNING	LAST 10	STRENGTH OF	OPP. STRENGTH	TEAM	ADJ.	CONF.	ADJ CONF.
Average RPI Loss: 147	RECORD	PCT. RANK	GAMES	SCHEDULE	OF SCHEDULE	RPI	RPI	RPI	RPI
DIV. I ONLY	23- 5	16	9- 1	239	109	74	74	15	15
DIV. I NON-CONF.	9- 2	37	0- 0	185	43	65	65	13	13
TOTALS	RPI 1-25	RPI 26-50	W-L RECORDS	RPI 51-100	RPI 101-150	RPI 150+			
23- 5	1- 1	0- 1	OVERALL	2- 0	5- 1	15- 2			
14- 1	0- 0	0- 0	HOME	2- 0	3- 0	9- 1			
8- 2	1- 0	0- 0	AWAY	0- 0	2- 1	5- 1			
1- 2	0- 1	0- 1	NEUTRAL	0- 0	0- 0	1- 0			
9- 2	1- 1	0- 1	NON-CONFERENCE	1- 0	2- 0	5- 0			
6- 0	0- 0	0- 0	HOME	1- 0	1- 0	4- 0			
2- 0	1- 0	0- 0	AWAY	0- 0	1- 0	0- 0			
1- 2	0- 1	0- 1	NEUTRAL	0- 0	0- 0	1- 0			
14- 3	0- 0	0- 0	CONFERENCE	1- 0	3- 1	10- 2			
8- 1	0- 0	0- 0	HOME	1- 0	2- 0	5- 1			
6- 2	0- 0	0- 0	AWAY	0- 0	1- 1	5- 1			
0- 0	0- 0	0- 0	NEUTRAL	0- 0	0- 0	0- 0			

RPI 1-25				RPI 26-50				RPI 51-100 Team's RPI: 74				RPI 101+			
RPI	S	Opponent	Score	RPI	S	Opponent	Score	RPI	S	Opponent	Score	RPI	S	Opponent	Score
9	A	Stanford	68 63	40	N	Michigan	66 78	71	H	Northwestern	67 56	104	H	Washington St.	79 61
11	N	Florida St.	69 87					96	H	BYU	87 52	128	A	Eastern Wash.	73 54
												132	A	St. Mary's (CA)	79 75
												132	H	St. Mary's (CA)	59 58
												141	A	San Francisco	72 77
												141	H	San Francisco	61 46
												151	A	Santa Clara	50 49
												151	H	Santa Clara	51 39
												204	A	Loyola Marymount	80 56
												204	H	Loyola Marymount	73 61
												218	H	Presbyterian	79 39
												227	A	San Diego	57 55
												227	H	San Diego	62 57
												238	A	Pacific	74 58
												238	H	Pacific	63 65
												248	H	Colgate	72 42
												262	A	Portland	85 50
												262	H	Portland	67 55
												304	A	Pepperdine	69 79
												304	H	Pepperdine	83 61
												309	H	Nicholls St.	78 46
												324	H	UC Irvine	102 38
												336	N	Winthrop	71 41
LAST 12 Division I GAMES:															
227	H	San Diego	62 57	96	H	BYU	87 52								
238	A	Pacific	74 58	304	H	Pepperdine	83 61								
141	A	San Francisco	72 77	227	A	San Diego	57 55								
132	H	St. Mary's (CA)	59 58	262	A	Portland	85 50								
204	H	Loyola Marymount	73 61	151	H	Santa Clara	51 39								
151	A	Santa Clara	50 49	132	A	St. Mary's (CA)	79 75								

Non-Div I Games:

Gonzaga

■ Loss,
 ■ Non-Conf, S Site,
 ■ Home
 ■ Away
 N Neutral

Average RPI Win: 293	WON-LOST	WINNING	LAST 10	STRENGTH OF	OPP. STRENGTH	TEAM	ADJ.	CONF.	ADJ CONF.
Average RPI Loss: 148	RECORD	PCT. RANK	GAMES	SCHEDULE	OF SCHEDULE	RPI	RPI	RPI	RPI
DIV. I ONLY	13- 12	162	8- 2	316	289	213	213	30	30
DIV. I NON-CONF.	2- 9	293	0- 0	251	45	273	273	30	30
TOTALS	RPI 1-25	RPI 26-50	W-L RECORDS	RPI 51-100	RPI 101-150	RPI 150+			
13- 12	0- 1	0- 0	OVERALL	0- 3	0- 3	13- 5			
6- 2	0- 0	0- 0	HOME	0- 0	0- 0	6- 2			
7- 8	0- 0	0- 0	AWAY	0- 0	0- 0	7- 1			
0- 2	0- 0	0- 0	NEUTRAL	0- 1	0- 1	0- 0			
2- 9	0- 1	0- 0	NON-CONFERENCE	0- 3	0- 3	2- 2			
0- 1	0- 0	0- 0	HOME	0- 0	0- 0	0- 1			
2- 6	0- 1	0- 0	AWAY	0- 2	0- 2	2- 1			
0- 2	0- 0	0- 0	NEUTRAL	0- 1	0- 1	0- 0			
11- 3	0- 0	0- 0	CONFERENCE	0- 0	0- 0	11- 3			
6- 1	0- 0	0- 0	HOME	0- 0	0- 0	6- 1			
5- 2	0- 0	0- 0	AWAY	0- 0	0- 0	5- 2			
0- 0	0- 0	0- 0	NEUTRAL	0- 0	0- 0	0- 0			

RPI 1-25			RPI 26-50			RPI 51-100			RPI 101+ Team's RPI: 213		
RPI	S	Opponent	Score	RPI	S	Opponent	Score	RPI	S	Opponent	Score
16	A	Miami (FL)	61 89					54	A	Tulane	56 79
								64	A	Southern California	64 75
								88	N	SMU	36 56
								108	N	Fordham	53 59
								116	A	Arizona	46 73
								140	A	TCU	47 83
								157	A	Louisiana Tech	55 69
								216	A	Texas Southern	61 69
								216	H	Texas Southern	64 52
								217	A	Alabama St.	60 45
								228	A	Southern U.	70 63
								228	H	Southern U.	68 71
								252	H	Ark.-Pine Bluff	56 54
								282	A	Prairie View	49 51
								282	H	Prairie View	60 55
								305	H	Mississippi Val.	88 67
								307	A	Alcorn	67 63
								307	H	Alcorn	86 63
								309	H	Nicholls St.	60 71
								327	A	Southeastern La.	87 71
								331	A	La.-Monroe	59 54
								346	A	Jackson St.	60 57
								346	H	Jackson St.	90 85
								349	A	Alabama A&M	68 53
LAST 12 Division I GAMES:											
346	A	Jackson St.	60 57	252	H	Ark.-Pine Bluff	56 54				
282	H	Prairie View	60 55	346	H	Jackson St.	90 85				
216	H	Texas Southern	64 52	282	A	Prairie View	49 51				
307	A	Alcorn	67 63	216	A	Texas Southern	61 69				
228	A	Southern U.	70 63	307	H	Alcorn	86 63				
305	H	Mississippi Val.	88 67	228	H	Southern U.	68 71				

Non-Div I Games:

Grambling

■ Loss,
 ■ Non-Conf,
 ■ S Site,
 ■ Home
 ■ A Away
 N Neutral

Grand Canyon

Through Games Of Feb. 23, 2017

Average RPI Win:	287	WON-LOST	WINNING	LAST 10	STRENGTH OF	OPP. STRENGTH	TEAM	ADJ.	CONF.	ADJ CONF.
Average RPI Loss:	165	RECORD	PCT. RANK	GAMES	SCHEDULE	OF SCHEDULE	RPI	RPI	RPI	RPI
DIV. I ONLY	14- 10	128	6- 4	320	287	215	215	29	29	
DIV. I NON-CONF.	7- 5	137	0- 0	284	202	193	193	29	29	
TOTALS	RPI 1-25	RPI 26-50	W-L RECORDS	RPI 51-100	RPI 101-150	RPI 150+				
14- 10	0- 2	0- 0	OVERALL	0- 0	1- 0	13- 8				
11- 2	0- 1	0- 0	HOME	0- 0	1- 0	10- 1				
3- 8	0- 1	0- 0	AWAY	0- 0	0- 0	3- 7				
0- 0	0- 0	0- 0	NEUTRAL	0- 0	0- 0	0- 0				
7- 5	0- 2	0- 0	NON-CONFERENCE	0- 0	1- 0	6- 3				
6- 1	0- 1	0- 0	HOME	0- 0	1- 0	5- 0				
1- 4	0- 1	0- 0	AWAY	0- 0	0- 0	1- 3				
0- 0	0- 0	0- 0	NEUTRAL	0- 0	0- 0	0- 0				
7- 5	0- 0	0- 0	CONFERENCE	0- 0	0- 0	7- 5				
5- 1	0- 0	0- 0	HOME	0- 0	0- 0	5- 1				
2- 4	0- 0	0- 0	AWAY	0- 0	0- 0	2- 4				
0- 0	0- 0	0- 0	NEUTRAL	0- 0	0- 0	0- 0				

RPI 1-25				RPI 26-50				RPI 51-100				RPI 101+ Team's RPI: 215			
RPI	S	Opponent	Score	RPI	S	Opponent	Score	RPI	S	Opponent	Score	RPI	S	Opponent	Score
7	H	Washington	66 101									129	H	Idaho	64 60
8	A	Duke	47 90									160	A	New Mexico St.	60 67
												160	H	New Mexico St.	65 81
												165	A	Rice	50 64
												174	A	UC Riverside	64 77
												219	A	Seattle U	60 86
												219	H	Seattle U	82 77
												229	A	UTRGV	49 52
												229	H	UTRGV	60 59
												253	H	Cal Poly	64 59
												258	A	Hawaii	47 51
												268	A	CSU Bakersfield	59 74
												287	A	Southern Utah	76 73
												296	H	Northern Ariz.	76 65
												303	H	Denver	73 70
												307	H	Alcorn	77 44
												323	H	UMKC	75 64
												328	A	Utah Valley	62 46
												328	H	Utah Valley	60 42
												335	H	Fla. Atlantic	81 60
												337	A	Chicago St.	73 62
												337	H	Chicago St.	57 39
LAST 12 Division I GAMES:															
				337	A	Chicago St.	73 62					337	H	Chicago St.	57 39
				328	H	Utah Valley	60 42					323	H	UMKC	75 64
				219	H	Seattle U	82 77					219	A	Seattle U	60 86
				160	A	New Mexico St.	60 67					229	H	UTRGV	60 59
				229	A	UTRGV	49 52					160	H	New Mexico St.	65 81
				268	A	CSU Bakersfield	59 74					328	A	Utah Valley	62 46

Non-Div I Games: Chaminade 85 55

Grand Canyon

■ Loss,
 ■ Non-Conf, S Site,
 ■ Home
 ■ Away
 N Neutral

Average RPI Win: 178	WON-LOST	WINNING	LAST 10	STRENGTH OF	OPP. STRENGTH	TEAM	ADJ.	CONF.	ADJ CONF.
Average RPI Loss: 136	RECORD	PCT. RANK	GAMES	SCHEDULE	OF SCHEDULE	RPI	RPI	RPI	RPI
DIV. I ONLY	22- 5	18	4- 4	92	154	31	31	19	19
DIV. I NON-CONF.	9- 2	37	0- 1	11	22	4	4	21	21
TOTALS	RPI 1-25	RPI 26-50	W-L RECORDS	RPI 51-100	RPI 101-150	RPI 150+			
22- 5	0- 1	4- 0	OVERALL	3- 0	2- 1	13- 3			
13- 1	0- 0	2- 0	HOME	1- 0	2- 0	8- 1			
9- 4	0- 1	2- 0	AWAY	2- 0	0- 1	5- 2			
0- 0	0- 0	0- 0	NEUTRAL	0- 0	0- 0	0- 0			
9- 2	0- 1	4- 0	NON-CONFERENCE	3- 0	0- 0	2- 1			
4- 1	0- 0	2- 0	HOME	1- 0	0- 0	1- 1			
5- 1	0- 1	2- 0	AWAY	2- 0	0- 0	1- 0			
0- 0	0- 0	0- 0	NEUTRAL	0- 0	0- 0	0- 0			
13- 3	0- 0	0- 0	CONFERENCE	0- 0	2- 1	11- 2			
9- 0	0- 0	0- 0	HOME	0- 0	2- 0	7- 0			
4- 3	0- 0	0- 0	AWAY	0- 0	0- 1	4- 2			
0- 0	0- 0	0- 0	NEUTRAL	0- 0	0- 0	0- 0			

RPI 1-25				RPI 26-50				RPI 51-100				RPI 101+			
RPI	S	Opponent	Score	RPI	S	Opponent	Score	RPI	S	Opponent	Score	RPI	S	Opponent	Score
2	A	Notre Dame	67 71	26	H	Elon	71 56	51	H	Little Rock	57 31	139	H	Wright St.	62 41
				34	H	Drake	71 48	59	A	Belmont	62 53	146	A	Milwaukee	60 72
				35	A	South Dakota St.	67 43	87	A	Chattanooga	71 55	146	H	Milwaukee	89 47
				41	A	Marquette	78 63					158	A	Oakland	71 74
												158	H	Oakland	89 47
												163	A	Detroit Mercy	72 76
												163	H	Detroit Mercy	60 55
												176	A	Cleveland St.	65 51
												176	H	Cleveland St.	79 60
												211	H	Wisconsin	53 54
												221	A	Bradley	68 43
												250	H	Butler	61 34
												295	H	Northern Ky.	70 39
												298	A	Valparaiso	75 36
												298	H	Valparaiso	56 35
												311	A	Youngstown St.	84 51
												311	H	Youngstown St.	75 41
												317	A	Ill.-Chicago	79 65
												317	H	Ill.-Chicago	65 31
LAST 12 Division I GAMES:															
2	A	Notre Dame	67 71	158	A	Oakland	71 74								
317	H	Ill.-Chicago	65 31	176	A	Cleveland St.	65 51								
146	A	Milwaukee	60 72	311	A	Youngstown St.	84 51								
311	H	Youngstown St.	75 41	146	H	Milwaukee	89 47								
176	H	Cleveland St.	79 60	298	H	Valparaiso	56 35								
163	A	Detroit Mercy	72 76	158	H	Oakland	89 47								

Non-Div I Games:

Green Bay

■ Loss,
 ■ Non-Conf,
 ■ S Site,
 ■ H Home
 ■ A Away
 N Neutral

Average RPI Win:	269	WON-LOST	WINNING	LAST 10	STRENGTH OF	OPP. STRENGTH	TEAM	ADJ.	CONF.	ADJ CONF.
Average RPI Loss:	143	RECORD	PCT. RANK	GAMES	SCHEDULE	OF SCHEDULE	RPI	RPI	RPI	RPI
DIV. I ONLY	14- 12	150	5- 5	284	274	192	192	32	32	
DIV. I NON-CONF.	6- 7	182	0- 0	81	49	93	93	31	31	
TOTALS	RPI 1-25	RPI 26-50	W-L RECORDS	RPI 51-100	RPI 101-150	RPI 150+				
14- 12	1- 1	0- 2	OVERALL	0- 3	1- 1	12- 5				
7- 2	1- 0	0- 0	HOME	0- 0	0- 0	6- 2				
3- 10	0- 1	0- 2	AWAY	0- 3	0- 1	3- 3				
4- 0	0- 0	0- 0	NEUTRAL	0- 0	1- 0	3- 0				
6- 7	1- 1	0- 2	NON-CONFERENCE	0- 3	1- 1	4- 0				
2- 0	1- 0	0- 0	HOME	0- 0	0- 0	1- 0				
0- 7	0- 1	0- 2	AWAY	0- 3	0- 1	0- 0				
4- 0	0- 0	0- 0	NEUTRAL	0- 0	1- 0	3- 0				
8- 5	0- 0	0- 0	CONFERENCE	0- 0	0- 0	8- 5				
5- 2	0- 0	0- 0	HOME	0- 0	0- 0	5- 2				
3- 3	0- 0	0- 0	AWAY	0- 0	0- 0	3- 3				
0- 0	0- 0	0- 0	NEUTRAL	0- 0	0- 0	3- 0				

RPI 1-25				RPI 26-50				RPI 51-100				RPI 101+ Team's RPI: 192			
RPI	S	Opponent	Score	RPI	S	Opponent	Score	RPI	S	Opponent	Score	RPI	S	Opponent	Score
4	A	South Carolina	38 92	37	A	North Carolina St.	56 81	53	A	Iowa	51 84	117	A	Old Dominion	58 61
20	H	Temple	71 65	38	A	James Madison	50 71	71	A	Northwestern	48 67	142	N	Maine	58 49
								97	A	FGCU	49 60	191	A	Bethune-Cookman	56 66
												224	H	Richmond	72 45
												231	N	Samford	63 57
												244	H	Howard	62 67
												247	H	UMES	65 68
												274	A	Norfolk St.	58 57
												276	H	Coppin St.	78 54
												284	A	Savannah St.	51 55
												284	H	Savannah St.	75 46
												285	H	N.C. A&T	64 57
												318	N	Lafayette	58 55
												325	N	Saint Peter's	71 42
												334	A	Florida A&M	44 62
												343	H	N.C. Central	60 36
												347	A	South Carolina St.	51 50
												347	H	South Carolina St.	80 46
												348	A	Delaware St.	83 52
LAST 12 Division I GAMES:															
334	A	Florida A&M	44 62	276	H	Coppin St.	78 54								
191	A	Bethune-Cookman	56 66	274	A	Norfolk St.	58 57								
244	H	Howard	62 67	343	H	N.C. Central	60 36								
347	A	South Carolina St.	51 50	348	A	Delaware St.	83 52								
284	A	Savannah St.	51 55	284	H	Savannah St.	75 46								
247	H	UMES	65 68	347	H	South Carolina St.	80 46								

Non-Div I Games:

Hampton

■ Loss,
 ■ Non-Conf, S Site,
 ■ Home
 ■ Away
 N Neutral

Hartford

Through Games Of Feb. 23, 2017

Average RPI Win: 240	WON-LOST	WINNING	LAST 10	STRENGTH OF	OPP. STRENGTH	TEAM	ADJ.	CONF.	ADJ CONF.
Average RPI Loss: 152	RECORD	PCT. RANK	GAMES	SCHEDULE	OF SCHEDULE	RPI	RPI	RPI	RPI
DIV. I ONLY	16- 12	133	3- 7	246	237	180	180	22	22
DIV. I NON-CONF.	9- 4	85	0- 0	213	264	132	132	22	22
TOTALS	RPI 1-25	RPI 26-50	W-L RECORDS	RPI 51-100	RPI 101-150	RPI 150+			
16- 12	0- 0	0- 1	OVERALL	0- 3	1- 3	15- 5			
7- 6	0- 0	0- 1	HOME	0- 2	0- 1	7- 2			
7- 6	0- 0	0- 0	AWAY	0- 1	1- 2	6- 3			
2- 0	0- 0	0- 0	NEUTRAL	0- 0	0- 0	2- 0			
9- 4	0- 0	0- 1	NON-CONFERENCE	0- 1	1- 0	8- 2			
3- 3	0- 0	0- 1	HOME	0- 1	0- 0	3- 1			
4- 1	0- 0	0- 0	AWAY	0- 0	1- 0	3- 1			
2- 0	0- 0	0- 0	NEUTRAL	0- 0	0- 0	2- 0			
7- 8	0- 0	0- 0	CONFERENCE	0- 2	0- 3	7- 3			
4- 3	0- 0	0- 0	HOME	0- 1	0- 1	4- 1			
3- 5	0- 0	0- 0	AWAY	0- 1	0- 2	3- 2			
0- 0	0- 0	0- 0	NEUTRAL	0- 0	0- 0	0- 0			

RPI 1-25				RPI 26-50				RPI 51-100				RPI 101+				Team's RPI: 180	
RPI	S	Opponent	Score	RPI	S	Opponent	Score	RPI	S	Opponent	Score	RPI	S	Opponent	Score		
				42	H	Quinnipiac	59 82	79	A	New Hampshire	50 58	131	A	Delaware	67 66		
								79	H	New Hampshire	57 62	133	A	Albany (NY)	71 82		
								97	H	FGCU	63 70	142	A	Maine	62 73		
												142	H	Maine	60 66		
												164	H	Boston College	65 56		
												175	H	Providence	65 77		
												178	A	Siena	80 76		
												179	A	Hofstra	69 67		
												194	H	Sacred Heart	81 64		
												207	A	Binghamton	59 60		
												207	H	Binghamton	76 73		
												208	A	UMBC	80 73		
												208	H	UMBC	47 64		
												225	N	Monmouth	75 72		
												237	A	Niagara	62 75		
												240	A	Stony Brook	62 40		
												240	H	Stony Brook	65 52		
												274	N	Norfolk St.	61 51		
												281	A	Vermont	70 76		
												281	H	Vermont	68 55		
												310	H	Massachusetts	75 56		
												319	A	Central Conn. St.	68 58		
												341	A	UMass Lowell	84 64		
												341	H	UMass Lowell	80 59		
LAST 12 Division I GAMES:																	
				207	A	Binghamton	59 60	281	A	Vermont	70 76						
				79	H	New Hampshire	57 62	133	A	Albany (NY)	71 82						
				240	A	Stony Brook	62 40	207	H	Binghamton	76 73						
				341	A	UMass Lowell	84 64	79	A	New Hampshire	50 58						
				208	H	UMBC	47 64	240	H	Stony Brook	65 52						
				142	H	Maine	60 66	142	A	Maine	62 73						

Non-Div I Games:

Hartford

 Loss,
 Non-Conf,
S Site,
 Home
 Away
N Neutral

Average RPI Win:	178	WON-LOST	WINNING	LAST 10	STRENGTH OF	OPP. STRENGTH	TEAM	ADJ.	CONF.	ADJ CONF.
Average RPI Loss:	98	RECORD	PCT. RANK	GAMES	SCHEDULE	OF SCHEDULE	RPI	RPI	RPI	RPI
DIV. I ONLY	19- 4	15	7- 3	97	139	27	27	8	8	
DIV. I NON-CONF.	12- 1	7	2- 0	144	179	22	22	9	9	
TOTALS	RPI 1-25	RPI 26-50	W-L RECORDS	RPI 51-100	RPI 101-150	RPI 150+				
19- 4	1- 0	0- 0	OVERALL	1- 2	3- 2	14- 0				
10- 0	1- 0	0- 0	HOME	0- 0	3- 0	6- 0				
7- 4	0- 0	0- 0	AWAY	0- 2	0- 2	7- 0				
2- 0	0- 0	0- 0	NEUTRAL	1- 0	0- 0	1- 0				
12- 1	1- 0	0- 0	NON-CONFERENCE	1- 1	1- 0	9- 0				
5- 0	1- 0	0- 0	HOME	0- 0	1- 0	3- 0				
5- 1	0- 0	0- 0	AWAY	0- 1	0- 0	5- 0				
2- 0	0- 0	0- 0	NEUTRAL	1- 0	0- 0	1- 0				
7- 3	0- 0	0- 0	CONFERENCE	0- 1	2- 2	5- 0				
5- 0	0- 0	0- 0	HOME	0- 0	2- 0	3- 0				
2- 3	0- 0	0- 0	AWAY	0- 1	0- 2	2- 0				
0- 0	0- 0	0- 0	NEUTRAL	0- 0	0- 0	0- 0				

RPI 1-25				RPI 26-50				Team's RPI: 27				RPI 51-100				RPI 101+			
RPI	S	Opponent	Score	RPI	S	Opponent	Score	RPI	S	Opponent	Score	RPI	S	Opponent	Score	RPI	S	Opponent	Score
20	H	Temple	73 62									65	N	Buffalo	74 62	110	A	Princeton	58 63
												78	A	Minnesota	87 103	119	A	Cornell	52 57
												85	A	Penn	43 63	119	H	Cornell	62 59
																137	H	Yale	76 56
																142	H	Maine	69 62
																159	H	Brown	69 59
																166	A	Kansas	69 59
																169	A	La Salle	66 64
																173	A	Columbia	58 55
																173	H	Columbia	70 68
																178	A	Siena	65 58
																181	H	Fairfield	58 44
																194	A	Sacred Heart	68 60
																231	H	Samford	57 52
																235	A	Dartmouth	70 61
																235	H	Dartmouth	70 65
																243	A	Boston U.	65 52
																254	N	UNC Asheville	79 62
																313	H	NJIT	59 38
LAST 12 Division I GAMES:																			
119	A	Cornell	52 57	173	H	Columbia	70 68												
173	A	Columbia	58 55	119	H	Cornell	62 59												
137	H	Yale	76 56	235	A	Dartmouth	70 61												
159	H	Brown	69 59	169	A	La Salle	66 64												
110	A	Princeton	58 63	235	H	Dartmouth	70 65												
85	A	Penn	43 63	65	N	Buffalo	74 62												

Non-Div I Games:

Harvard

 Loss,
 Non-Conf, S Site,
 Home
 Away
N Neutral

Average RPI Win:	273	WON-LOST	WINNING	LAST 10	STRENGTH OF	OPP. STRENGTH	TEAM	ADJ.	CONF.	ADJ CONF.
Average RPI Loss:	141	RECORD	PCT. RANK	GAMES	SCHEDULE	OF SCHEDULE	RPI	RPI	RPI	RPI
DIV. I ONLY	8- 17	267	3- 7	157	229	258	258	25	25	
DIV. I NON-CONF.	3- 8	262	0- 0	66	129	222	222	23	23	
TOTALS	RPI 1-25	RPI 26-50	W-L RECORDS	RPI 51-100	RPI 101-150	RPI 150+				
8- 17	0- 2	0- 1	OVERALL	0- 4	0- 1	8- 9				
6- 7	0- 1	0- 1	HOME	0- 1	0- 0	6- 4				
2- 10	0- 1	0- 0	AWAY	0- 3	0- 1	2- 5				
0- 0	0- 0	0- 0	NEUTRAL	0- 0	0- 0	0- 0				
3- 8	0- 2	0- 1	NON-CONFERENCE	0- 2	0- 0	3- 3				
3- 3	0- 1	0- 1	HOME	0- 0	0- 0	3- 1				
0- 5	0- 1	0- 0	AWAY	0- 2	0- 0	0- 2				
0- 0	0- 0	0- 0	NEUTRAL	0- 0	0- 0	0- 0				
5- 9	0- 0	0- 0	CONFERENCE	0- 2	0- 1	5- 6				
3- 4	0- 0	0- 0	HOME	0- 1	0- 0	3- 3				
2- 5	0- 0	0- 0	AWAY	0- 1	0- 1	2- 3				
0- 0	0- 0	0- 0	NEUTRAL	0- 0	0- 0	0- 0				

RPI 1-25				RPI 26-50				RPI 51-100				RPI 101+ Team's RPI: 258			
RPI	S	Opponent	Score	RPI	S	Opponent	Score	RPI	S	Opponent	Score	RPI	S	Opponent	Score
3	H	Mississippi St.	41 66	30	H	Oregon	49 86	64	A	Southern California	44 76	109	A	Long Beach St.	57 68
12	A	UCLA	49 72					73	A	Boise St.	49 61	160	H	New Mexico St.	56 53
								98	A	UC Davis	55 70	170	A	CSUN	56 67
								98	H	UC Davis	50 69	170	H	CSUN	49 60
												174	A	UC Riverside	45 63
												174	H	UC Riverside	59 79
												196	H	San Jose St.	61 77
												215	H	Grand Canyon	51 47
												236	A	UC Santa Barbara	62 74
												236	H	UC Santa Barbara	52 67
												253	A	Cal Poly	87 79
												253	H	Cal Poly	66 57
												268	A	CSU Bakersfield	51 58
												283	A	Nevada	59 67
												311	H	Youngstown St.	72 50
												324	A	UC Irvine	73 60
												324	H	UC Irvine	79 62
												345	H	Cal St. Fullerton	60 50
LAST 12 Division I GAMES:															
324	A	UC Irvine	73 60	174	A	UC Riverside	45 63								
170	H	CSUN	49 60	253	H	Cal Poly	66 57								
98	H	UC Davis	50 69	324	H	UC Irvine	79 62								
236	H	UC Santa Barbara	52 67	236	A	UC Santa Barbara	62 74								
174	H	UC Riverside	59 79	253	A	Cal Poly	87 79								
170	A	CSUN	56 67	345	H	Cal St. Fullerton	60 50								

Non-Div I Games: Hawaii Pacific 88 54

Hawaii

■ Loss,
■ Non-Conf, S Site,
■ Home
■ Away
N Neutral

Average RPI Win:	286	WON-LOST	WINNING	LAST 10	STRENGTH OF	OPP. STRENGTH	TEAM	ADJ.	CONF.	ADJ CONF.
Average RPI Loss:	185	RECORD	PCT. RANK	GAMES	SCHEDULE	OF SCHEDULE	RPI	RPI	RPI	RPI
DIV. I ONLY	10- 14	224	8- 2	266	313	251	251	28	28	
DIV. I NON-CONF.	0- 9	335	0- 0	175	211	335	335	28	28	
TOTALS	RPI 1-25	RPI 26-50	W-L RECORDS	RPI 51-100	RPI 101-150	RPI 150+				
10- 14	0- 0	0- 1	OVERALL	0- 1	0- 3	10- 9				
5- 6	0- 0	0- 1	HOME	0- 0	0- 1	5- 4				
5- 8	0- 0	0- 0	AWAY	0- 0	0- 0	5- 0				
0- 0	0- 0	0- 0	NEUTRAL	0- 0	0- 0	0- 0				
0- 9	0- 0	0- 1	NON-CONFERENCE	0- 1	0- 2	0- 5				
0- 4	0- 0	0- 1	HOME	0- 0	0- 1	0- 2				
0- 5	0- 0	0- 0	AWAY	0- 1	0- 1	0- 3				
0- 0	0- 0	0- 0	NEUTRAL	0- 0	0- 0	0- 0				
10- 5	0- 0	0- 0	CONFERENCE	0- 0	0- 1	10- 4				
5- 2	0- 0	0- 0	HOME	0- 0	0- 0	5- 2				
5- 3	0- 0	0- 0	AWAY	0- 0	0- 1	5- 2				
0- 0	0- 0	0- 0	NEUTRAL	0- 0	0- 0	0- 0				

RPI S	Opponent	Score	RPI S	Opponent	Score	RPI S	Opponent	Score	RPI S	Opponent	Score	Team's RPI: 251
49	H Ohio	48 76	57	A West Virginia	59 82	118	H Stetson	47 81	120	A Ole Miss	62 73	
						134	A Radford	56 59	182	A UAB	66 75	
						195	A Campbell	33 58	195	H Campbell	53 69	
						203	H UNCG	67 69	218	H Presbyterian	87 60	
						234	A Liberty	74 81	234	H Liberty	78 69	
						254	A UNC Asheville	76 60	254	H UNC Asheville	81 70	
						266	A Charleston So.	64 62	266	H Charleston So.	68 74	
						274	H Norfolk St.	60 63	278	A Davidson	72 82	
						288	A Western Caro.	64 73	312	A Gardner-Webb	84 65	
						312	H Gardner-Webb	71 69	336	A Winthrop	70 57	
						336	H Winthrop	88 43	342	A Longwood	80 49	
LAST 12 Division I GAMES:												
266	A Charleston So.	64 62	342	A Longwood	80 49							
195	H Campbell	53 69	218	H Presbyterian	87 60							
234	H Liberty	78 69	195	A Campbell	33 58							
312	A Gardner-Webb	84 65	312	H Gardner-Webb	71 69							
336	A Winthrop	70 57	134	A Radford	56 59							
254	H UNC Asheville	81 70	254	A UNC Asheville	76 60							

Non-Div I Games: Spring Hill 74 58 Brevard 89 42

High Point

Loss, Non-Conf, S Site, H Home A Away N Neutral

Average RPI Win:	208	WON-LOST	WINNING	LAST 10	STRENGTH OF	OPP. STRENGTH	TEAM	ADJ.	CONF.	ADJ CONF.
Average RPI Loss:	122	RECORD	PCT. RANK	GAMES	SCHEDULE	OF SCHEDULE	RPI	RPI	RPI	RPI
DIV. I ONLY	11- 15	214	3- 7	116	149	179	179	9	9	
DIV. I NON-CONF.	7- 4	114	0- 0	182	325	123	123	8	8	
TOTALS	RPI 1-25	RPI 26-50	W-L RECORDS	RPI 51-100	RPI 101-150	RPI 150+				
11- 15	0- 0	0- 4	OVERALL	2- 2	1- 4	8- 5				
6- 6	0- 0	0- 2	HOME	0- 0	1- 1	5- 3				
5- 9	0- 0	0- 2	AWAY	2- 2	0- 3	3- 2				
0- 0	0- 0	0- 0	NEUTRAL	0- 0	0- 0	0- 0				
7- 4	0- 0	0- 0	NON-CONFERENCE	2- 1	0- 1	5- 2				
4- 1	0- 0	0- 0	HOME	0- 0	0- 0	4- 1				
3- 3	0- 0	0- 0	AWAY	2- 1	0- 1	1- 1				
0- 0	0- 0	0- 0	NEUTRAL	0- 0	0- 0	0- 0				
4- 11	0- 0	0- 4	CONFERENCE	0- 1	1- 3	3- 3				
2- 5	0- 0	0- 2	HOME	0- 0	1- 1	1- 2				
2- 6	0- 0	0- 2	AWAY	0- 1	0- 2	2- 1				
0- 0	0- 0	0- 0	NEUTRAL	0- 0	0- 0	0- 0				

RPI S	Opponent	Score	RPI S	Opponent	Score	RPI S	Opponent	Score	RPI S	Opponent	Score	Team's RPI: 179
26	A Elon	61 72	26	H Elon	53 64	56	A Drexel	43 65	126	A Navy	69 78	
38	A James Madison	57 93	38	A James Madison	50 61	65	A Buffalo	50 74	131	A Delaware	45 56	
38	H James Madison	50 61	57	A UC Davis	64 60	98	A UC Davis	64 60	131	H Delaware	56 73	
			50	100	A Saint Joseph's	75 64			147	A William & Mary	65 81	
									147	H William & Mary	64 61	
									156	H Northeastern	51 53	
									180	H Hartford	67 69	
									193	A Col. of Charleston	55 71	
									193	H Col. of Charleston	85 81	
									197	H American	72 67	
									206	A Towson	70 61	
									222	A UNCW	66 54	
									222	H UNCW	54 56	
									223	H Marist	62 42	
									240	A Stony Brook	67 64	
									289	A Sacramento St.	85 97	
									310	H Massachusetts	71 55	
									348	H Delaware St.	64 44	
LAST 12 Division I GAMES:												
222	A UNCW	66 54	38	H James Madison	50 61							
26	A Elon	61 72	26	H Elon	53 64							
131	A Delaware	45 56	193	A Col. of Charleston	55 71							
193	H Col. of Charleston	85 81	56	A Drexel	43 65							
147	A William & Mary	65 81	222	H UNCW	54 56							
147	H William & Mary	64 61	131	H Delaware	56 73							

Non-Div I Games:

Hofstra

■ Loss,
 ■ Non-Conf,
 ■ S Site,
 ■ H Home
 ■ A Away
 N Neutral

Holy Cross

Through Games Of Feb. 23, 2017

Average RPI Win:	242	WON-LOST	WINNING	LAST 10	STRENGTH OF	OPP. STRENGTH	TEAM	ADJ.	CONF.	ADJ CONF.
Average RPI Loss:	191	RECORD	PCT. RANK	GAMES	SCHEDULE	OF SCHEDULE	RPI	RPI	RPI	RPI
DIV. I ONLY	8- 19	277	4- 6	263	259	297	297	23	23	
DIV. I NON-CONF.	2- 9	293	0- 0	306	226	339	339	25	25	
TOTALS	RPI 1-25	RPI 26-50	W-L RECORDS	RPI 51-100	RPI 101-150	RPI 150+				
8- 19	0- 0	0- 2	OVERALL	1- 2	0- 3	7- 12				
5- 8	0- 0	0- 1	HOME	1- 1	0- 2	4- 4				
3- 11	0- 0	0- 1	AWAY	0- 1	0- 1	3- 8				
0- 0	0- 0	0- 0	NEUTRAL	0- 0	0- 0	0- 0				
2- 9	0- 0	0- 2	NON-CONFERENCE	0- 1	0- 1	2- 5				
2- 3	0- 0	0- 1	HOME	0- 1	0- 1	2- 0				
0- 6	0- 0	0- 1	AWAY	0- 0	0- 0	0- 5				
0- 0	0- 0	0- 0	NEUTRAL	0- 0	0- 0	0- 0				
6- 10	0- 0	0- 0	CONFERENCE	1- 1	0- 2	5- 7				
3- 5	0- 0	0- 0	HOME	1- 0	0- 1	2- 4				
3- 5	0- 0	0- 0	AWAY	0- 1	0- 1	3- 3				
0- 0	0- 0	0- 0	NEUTRAL	0- 0	0- 0	0- 0				

RPI S	Opponent	Score	RPI S	Opponent	Score	RPI S	Opponent	Score	RPI S	Opponent	Score	Team's RPI: 297
28	A Arizona St.	33 63	75	A Bucknell	48 77	126	A Navy	56 57				
42	H Quinnipiac	55 78	75	H Bucknell	63 51	126	H Navy	71 73				
			77	H Penn St.	48 84	137	H Yale	70 71				
						152	A Army West Point	41 60				
						152	H Army West Point	59 67				
						197	A American	61 60				
						197	H American	51 46				
						223	H Marist	50 46				
						235	A Dartmouth	49 53				
						243	H Boston U.	49 66				
						248	A Colgate	52 70				
						248	H Colgate	54 62				
						259	A Manhattan	56 60				
						272	A Bryant	74 76				
						277	A Loyola Maryland	59 58				
						281	A Vermont	52 63				
						306	A Lehigh	64 80				
						306	H Lehigh	65 47				
						310	A Massachusetts	66 69				
						318	A Lafayette	67 61				
						318	H Lafayette	70 85				
						341	H UMass Lowell	62 47				
LAST 12 Division I GAMES:												
277	A Loyola Maryland	59 58	248	A Colgate	52 70							
197	H American	51 46	126	H Navy	71 73							
152	A Army West Point	41 60	197	A American	61 60							
306	A Lehigh	64 80	152	H Army West Point	59 67							
318	H Lafayette	70 85	306	H Lehigh	65 47							
75	H Bucknell	63 51	318	A Lafayette	67 61							

Non-Div I Games:

Holy Cross

Loss, Non-Conf, S Site, H Home A Away N Neutral

Average RPI Win:	209	WON-LOST	WINNING	LAST 10	STRENGTH OF	OPP. STRENGTH	TEAM	ADJ.	CONF.	ADJ CONF.
Average RPI Loss:	95	RECORD	PCT. RANK	GAMES	SCHEDULE	OF SCHEDULE	RPI	RPI	RPI	RPI
DIV. I ONLY	10- 17	243	2- 8	75	89	172	172	5	5	
DIV. I NON-CONF.	7- 6	157	0- 0	140	281	149	149	5	5	
TOTALS	RPI 1-25	RPI 26-50	W-L RECORDS	RPI 51-100	RPI 101-150	RPI 150+				
10- 17	0- 2	0- 1	OVERALL	0- 5	1- 7	9- 2				
5- 8	0- 1	0- 1	HOME	0- 3	0- 2	5- 1				
5- 8	0- 1	0- 0	AWAY	0- 2	1- 4	4- 1				
0- 1	0- 0	0- 0	NEUTRAL	0- 0	0- 1	0- 0				
7- 6	0- 0	0- 0	NON-CONFERENCE	0- 2	1- 3	6- 1				
4- 2	0- 0	0- 0	HOME	0- 1	0- 0	4- 1				
3- 3	0- 0	0- 0	AWAY	0- 1	1- 2	2- 0				
0- 1	0- 0	0- 0	NEUTRAL	0- 0	0- 1	0- 0				
3- 11	0- 2	0- 1	CONFERENCE	0- 3	0- 4	3- 1				
1- 6	0- 1	0- 1	HOME	0- 2	0- 2	1- 0				
2- 5	0- 1	0- 0	AWAY	0- 1	0- 2	2- 1				
0- 0	0- 0	0- 0	NEUTRAL	0- 0	0- 0	0- 0				

RPI	S	Opponent	Score	RPI	S	Opponent	Score	RPI	S	Opponent	Score	RPI	S	Opponent	Score	Team's RPI: 172
1	A	UConn	42 91	32	H	South Fla.	50 79	54	A	Tulane	56 82	105	A	Texas Tech	60 84	
20	H	Temple	57 69					54	H	Tulane	49 57	106	A	UCF	59 85	
								88	H	SMU	45 66	106	H	UCF	48 62	
								92	H	Mercer	60 64	109	A	Long Beach St.	55 65	
								95	A	UNLV	53 64	122	N	Central Ark.	55 69	
												145	A	Cincinnati	64 85	
												145	H	Cincinnati	62 71	
												149	A	Louisiana	69 64	
												154	A	East Carolina	73 62	
												162	A	Tulsa	65 62	
												162	H	Tulsa	71 66	
												167	A	Memphis	65 66	
												168	H	Texas St.	56 61	
												189	A	UTSA	56 49	
												193	H	Col. of Charleston	79 63	
												214	H	Rutgers	53 51	
												229	A	UTRGV	68 52	
												307	H	Alcorn	85 70	
												327	H	Southeastern La.	83 80	
LAST 12 Division I GAMES:																
32	H	South Fla.	50 79	1	A	UConn	42 91									
162	A	Tulsa	65 62	167	A	Memphis	65 66									
145	H	Cincinnati	62 71	88	H	SMU	45 66									
106	A	UCF	59 85	20	H	Temple	57 69									
154	A	East Carolina	73 62	54	A	Tulane	56 82									
54	H	Tulane	49 57	106	H	UCF	48 62									

Non-Div I Games:

Houston

■ Loss,
 ■ Non-Conf, S Site,
 ■ Home
 ■ Away
 N Neutral

Houston Baptist

Through Games Of Feb. 23, 2017

Average RPI Win:	311	WON-LOST	WINNING	LAST 10	STRENGTH OF	OPP. STRENGTH	TEAM	ADJ.	CONF.	ADJ CONF.
Average RPI Loss:	205	RECORD	PCT. RANK	GAMES	SCHEDULE	OF SCHEDULE	RPI	RPI	RPI	RPI
DIV. I ONLY	4- 19	327	3- 7	298	304	339	339	27	27	
DIV. I NON-CONF.	0- 8	335	0- 0	159	152	330	330	27	27	
TOTALS	RPI 1-25	RPI 26-50	W-L RECORDS	RPI 51-100	RPI 101-150	RPI 150+				
4- 19	0- 2	0- 0	OVERALL	0- 1	0- 4	4- 12				
4- 8	0- 0	0- 0	HOME	0- 0	0- 3	4- 5				
0- 11	0- 0	0- 0	AWAY	0- 0	0- 0	0- 4				
0- 0	0- 0	0- 0	NEUTRAL	0- 0	0- 0	0- 0				
0- 8	0- 2	0- 0	NON-CONFERENCE	0- 0	0- 1	0- 5				
0- 4	0- 0	0- 0	HOME	0- 0	0- 1	0- 3				
0- 4	0- 2	0- 0	AWAY	0- 0	0- 0	0- 2				
0- 0	0- 0	0- 0	NEUTRAL	0- 0	0- 0	0- 0				
4- 11	0- 0	0- 0	CONFERENCE	0- 1	0- 3	4- 7				
4- 4	0- 0	0- 0	HOME	0- 0	0- 2	4- 2				
0- 7	0- 0	0- 0	AWAY	0- 1	0- 1	0- 5				
0- 0	0- 0	0- 0	NEUTRAL	0- 0	0- 0	0- 0				

RPI 1-25				RPI 26-50				RPI 51-100				RPI 101+ Team's RPI: 339			
RPI	S	Opponent	Score	RPI	S	Opponent	Score	RPI	S	Opponent	Score	RPI	S	Opponent	Score
5	A	Baylor	43 118					99	A	SFA	49 86	122	A	Central Ark.	39 83
10	A	Texas	46 98									122	H	Central Ark.	49 80
												130	H	Lamar University	53 81
												148	H	Oral Roberts	65 75
												153	A	Arkansas	40 101
												165	H	Rice	53 79
												201	H	New Orleans	63 73
												216	H	Texas Southern	34 50
												280	A	McNeese	53 68
												280	H	McNeese	72 68
												293	H	A&M-Corpus Christi	56 51
												300	A	UTEP	45 75
												309	A	Nicholls St.	57 76
												314	A	Northwestern St.	54 75
												327	H	Southeastern La.	71 87
												329	A	Incarnate Word	54 69
												329	H	Incarnate Word	68 51
												331	H	La.-Monroe	65 77
												340	A	Sam Houston St.	63 78
												340	H	Sam Houston St.	61 51
LAST 12 Division I GAMES:															
280	H	McNeese	72 68	329	A	Incarnate Word	54 69								
122	A	Central Ark.	39 83	309	A	Nicholls St.	57 76								
130	H	Lamar University	53 81	201	H	New Orleans	63 73								
340	A	Sam Houston St.	63 78	329	H	Incarnate Word	68 51								
314	A	Northwestern St.	54 75	122	H	Central Ark.	49 80								
293	H	A&M-Corpus Christi	56 51	280	A	McNeese	53 68								

Non-Div I Games: S'western Assemblies 71 52 Arlington Baptist 75 55

Houston Baptist

Loss, Non-Conf, S Site, H Home A Away N Neutral

Average RPI Win: 299	WON-LOST	WINNING	LAST 10	STRENGTH OF	OPP. STRENGTH	TEAM	ADJ.	CONF.	ADJ CONF.
Average RPI Loss: 209	RECORD	PCT. RANK	GAMES	SCHEDULE	OF SCHEDULE	RPI	RPI	RPI	RPI
DIV. I ONLY	13- 12	162	6- 4	333	340	244	244	32	32
DIV. I NON-CONF.	4- 8	230	0- 0	257	329	252	252	31	31
TOTALS	RPI 1-25	RPI 26-50	W-L RECORDS	RPI 51-100	RPI 101-150	RPI 150+			
13- 12	0- 0	0- 1	OVERALL	0- 1	0- 2	13- 8			
8- 2	0- 0	0- 0	HOME	0- 0	0- 0	8- 2			
5- 10	0- 0	0- 1	AWAY	0- 1	0- 2	5- 6			
0- 0	0- 0	0- 0	NEUTRAL	0- 0	0- 0	0- 0			
4- 8	0- 0	0- 1	NON-CONFERENCE	0- 1	0- 2	4- 4			
2- 1	0- 0	0- 0	HOME	0- 0	0- 0	2- 1			
2- 7	0- 0	0- 1	AWAY	0- 1	0- 2	2- 3			
0- 0	0- 0	0- 0	NEUTRAL	0- 0	0- 0	0- 0			
9- 4	0- 0	0- 0	CONFERENCE	0- 0	0- 0	9- 4			
6- 1	0- 0	0- 0	HOME	0- 0	0- 0	6- 1			
3- 3	0- 0	0- 0	AWAY	0- 0	0- 0	3- 3			
0- 0	0- 0	0- 0	NEUTRAL	0- 0	0- 0	0- 0			

RPI S	Opponent	Score	RPI S	Opponent	Score	RPI S	Opponent	Score	RPI S	Opponent	Score	Team's RPI: 244
40	A Michigan	41 109	57	A West Virginia	49 95	119	A Cornell	55 67	145	A Cincinnati	56 66	
						159	A Brown	78 83	191	A Bethune-Cookman	54 75	
						192	A Hampton	67 62	210	A Robert Morris	42 59	
						247	A UMES	72 71	276	H Coppin St.	66 58	
						279	H Mt. St. Mary's	95 62	281	H Vermont	64 57	
						284	H Savannah St.	55 49	285	A N.C. A&T	55 63	
						285	H N.C. A&T	69 61	313	A NJIT	55 70	
						317	H Ill.-Chicago	63 70	326	A St. Francis Brooklyn	78 63	
						333	H Morgan St.	72 73	334	A Florida A&M	51 55	
						334	H Florida A&M	72 58	343	A N.C. Central	73 50	
						343	H N.C. Central	62 48	344	A Fairleigh Dickinson	71 68	
						347	H South Carolina St.	75 57				
LAST 12 Division I GAMES:												
343	H N.C. Central	62 48	347	H South Carolina St.	75 57							
285	H N.C. A&T	69 61	284	H Savannah St.	55 49							
333	H Morgan St.	72 73	343	A N.C. Central	73 50							
192	A Hampton	67 62	285	A N.C. A&T	55 63							
191	A Bethune-Cookman	54 75	276	H Coppin St.	66 58							
334	A Florida A&M	51 55	247	A UMES	72 71							

Non-Div I Games:

Howard

■ Loss,
 ■ Non-Conf,
 ■ S Site,
 ■ H Home
 ■ A Away
 N Neutral

Average RPI Win: 188	WON-LOST	WINNING	LAST 10	STRENGTH OF	OPP. STRENGTH	TEAM	ADJ.	CONF.	ADJ CONF.
Average RPI Loss: 81	RECORD	PCT. RANK	GAMES	SCHEDULE	OF SCHEDULE	RPI	RPI	RPI	RPI
DIV. I ONLY	19- 7	58	9- 1	122	126	55	55	11	11
DIV. I NON-CONF.	8- 3	67	0- 0	116	121	67	67	10	10
TOTALS	RPI 1-25	RPI 26-50	W-L RECORDS	RPI 51-100	RPI 101-150	RPI 150+			
19- 7	1- 0	1- 2	OVERALL	4- 3	2- 1	11- 1			
10- 2	1- 0	1- 1	HOME	2- 1	1- 0	5- 0			
9- 5	0- 0	0- 1	AWAY	2- 2	1- 1	6- 1			
0- 0	0- 0	0- 0	NEUTRAL	0- 0	0- 0	0- 0			
8- 3	1- 0	0- 1	NON-CONFERENCE	1- 2	1- 0	5- 0			
3- 2	1- 0	0- 1	HOME	0- 1	0- 0	2- 0			
5- 1	0- 0	0- 0	AWAY	1- 1	1- 0	3- 0			
0- 0	0- 0	0- 0	NEUTRAL	0- 0	0- 0	0- 0			
11- 4	0- 0	1- 1	CONFERENCE	3- 1	1- 1	6- 1			
7- 0	0- 0	1- 0	HOME	2- 0	1- 0	3- 0			
4- 4	0- 0	0- 1	AWAY	1- 1	0- 1	3- 1			
0- 0	0- 0	0- 0	NEUTRAL	0- 0	0- 0	0- 0			

RPI 1-25				RPI 26-50				RPI 51-100				Team's RPI: 55	RPI 101+			
RPI	S	Opponent	Score	RPI	S	Opponent	Score	RPI	S	Opponent	Score		RPI	S	Opponent	Score
22	H	Missouri	73 45	35	A	South Dakota St.	49 68	59	A	Belmont	72 78		138	A	VCU	71 62
				35	H	South Dakota St.	64 59	60	H	UNI	62 69		148	A	Oral Roberts	45 54
				49	H	Ohio	65 71	63	A	South Dakota	62 75		148	H	Oral Roberts	53 41
								63	H	South Dakota	63 42		155	A	Omaha	44 64
								82	A	Purdue	67 62		155	H	Omaha	79 47
								86	A	Western Ill.	76 72		205	A	Indiana St.	45 35
								86	H	Western Ill.	66 52		226	H	Ga. Southern	83 57
													230	A	Miami (OH)	65 53
													267	H	Tennessee Tech	77 63
													292	A	North Dakota St.	76 53
													292	H	North Dakota St.	71 58
													303	A	Denver	67 45
													303	H	Denver	71 49
													317	A	Ill.-Chicago	67 57
													320	A	Fort Wayne	62 48
LAST 12 Division I GAMES:																
				63	H	South Dakota	63 42						320	A	Fort Wayne	62 48
				292	A	North Dakota St.	76 53						86	A	Western Ill.	76 72
				35	H	South Dakota St.	64 59						292	H	North Dakota St.	71 58
				303	A	Denver	67 45						148	H	Oral Roberts	53 41
				148	A	Oral Roberts	45 54						303	H	Denver	71 49
				155	H	Omaha	79 47						35	A	South Dakota St.	49 68

Non-Div I Games: Oakland City 95 62 Ind.-Northwest 89 36

IUPUI

Loss, Non-Conf, S Site, H Home A Away N Neutral

Idaho

I
d
a
h
o

Idaho

Page 117

Average RPI Win:	239	WON-LOST	WINNING	LAST 10	STRENGTH OF	OPP. STRENGTH	TEAM	ADJ.	CONF.	ADJ CONF.
Average RPI Loss:	117	RECORD	PCT. RANK	GAMES	SCHEDULE	OF SCHEDULE	RPI	RPI	RPI	RPI
DIV. I ONLY	15- 10	117	7- 3	225	171	144	144	20	20	
DIV. I NON-CONF.	5- 5	165	0- 0	298	73	196	196	18	18	
TOTALS	RPI 1-25	RPI 26-50	W-L RECORDS	RPI 51-100	RPI 101-150	RPI 150+				
15- 10	0- 1	0- 1	OVERALL	1- 1	3- 4	11- 3				
9- 2	0- 0	0- 0	HOME	1- 0	1- 2	7- 0				
5- 7	0- 0	0- 0	AWAY	0- 0	2- 1	3- 0				
1- 1	0- 0	0- 1	NEUTRAL	0- 0	0- 0	1- 0				
5- 5	0- 1	0- 1	NON-CONFERENCE	0- 1	0- 0	5- 2				
3- 0	0- 0	0- 0	HOME	0- 0	0- 0	3- 0				
1- 4	0- 1	0- 0	AWAY	0- 1	0- 0	1- 2				
1- 1	0- 0	0- 1	NEUTRAL	0- 0	0- 0	1- 0				
10- 5	0- 0	0- 0	CONFERENCE	1- 0	3- 4	6- 1				
6- 2	0- 0	0- 0	HOME	1- 0	1- 2	4- 0				
4- 3	0- 0	0- 0	AWAY	0- 0	2- 2	2- 1				
0- 0	0- 0	0- 0	NEUTRAL	0- 0	0- 0	0- 0				

RPI 1-25				RPI 26-50				RPI 51-100				RPI 101+ Team's RPI: 144			
RPI	S	Opponent	Score	RPI	S	Opponent	Score	RPI	S	Opponent	Score	RPI	S	Opponent	Score
6	A	Oregon St.	38 61	38	N	James Madison	53 83	72	A	Colorado	56 85	124	A	North Dakota	56 63
								81	H	Montana St.	67 59	124	H	North Dakota	62 65
												125	A	Northern Colo.	68 58
												125	H	Northern Colo.	62 77
												128	A	Eastern Wash.	41 58
												129	A	Idaho	67 60
												129	H	Idaho	80 69
												151	A	Santa Clara	78 82
												183	A	Utah St.	56 69
												211	A	Wisconsin	42 35
												220	A	Weber St.	43 50
												220	H	Weber St.	57 52
												255	H	Portland St.	53 47
												278	N	Davidson	70 58
												287	A	Southern Utah	71 68
												289	H	Sacramento St.	79 60
												296	A	Northern Ariz.	64 51
												303	H	Denver	65 64
												324	H	UC Irvine	65 54
												328	H	Utah Valley	61 56
												330	H	Montana	61 43
LAST 12 Division I GAMES:															
129	H	Idaho	80 69	296	A	Northern Ariz.	64 51								
125	A	Northern Colo.	68 58	220	H	Weber St.	57 52								
124	A	North Dakota	56 63	124	H	North Dakota	62 65								
289	H	Sacramento St.	79 60	125	H	Northern Colo.	62 77								
255	H	Portland St.	53 47	129	A	Idaho	67 60								
287	A	Southern Utah	71 68	128	A	Eastern Wash.	41 58								

Non-Div I Games: Montana Tech 77 55

Idaho St.

■ Loss,
■ Non-Conf, S Site,
■ Home
■ Away
N Neutral

Average RPI Win:	235	WON-LOST	WINNING	LAST 10	STRENGTH OF	OPP. STRENGTH	TEAM	ADJ.	CONF.	ADJ CONF.
Average RPI Loss:	166	RECORD	PCT. RANK	GAMES	SCHEDULE	OF SCHEDULE	RPI	RPI	RPI	RPI
DIV. I ONLY	3- 23	338	2- 8	138	249	317	317	19	19	
DIV. I NON-CONF.	1- 8	314	0- 0	136	186	292	292	21	21	
TOTALS	RPI 1-25	RPI 26-50	W-L RECORDS	RPI 51-100	RPI 101-150	RPI 150+				
3- 23	0- 0	0- 4	OVERALL	0- 3	0- 4	3- 12				
2- 11	0- 0	0- 1	HOME	0- 1	0- 2	2- 7				
1- 12	0- 0	0- 3	AWAY	0- 2	0- 2	1- 5				
0- 0	0- 0	0- 0	NEUTRAL	0- 0	0- 0	0- 0				
1- 8	0- 0	0- 2	NON-CONFERENCE	0- 3	0- 0	1- 3				
0- 4	0- 0	0- 0	HOME	0- 1	0- 0	0- 3				
1- 4	0- 0	0- 2	AWAY	0- 2	0- 0	1- 0				
0- 0	0- 0	0- 0	NEUTRAL	0- 0	0- 0	0- 0				
2- 15	0- 0	0- 2	CONFERENCE	0- 0	0- 4	2- 9				
2- 7	0- 0	0- 1	HOME	0- 0	0- 2	2- 4				
0- 8	0- 0	0- 1	AWAY	0- 0	0- 2	0- 5				
0- 0	0- 0	0- 0	NEUTRAL	0- 0	0- 0	0- 0				

RPI S	Opponent	Score	RPI S	Opponent	Score	RPI S	Opponent	Score	RPI S	Opponent	Score	Team's RPI: 317
31	A Green Bay	65	31	H Green Bay	79	55	H IUPUI	67	139	A Wright St.	62	
36	A Central Mich.	77	31	H Green Bay	79	71	A Northwestern	88	139	H Wright St.	73	
48	A Virginia	76	36	A Central Mich.	77	89	A Toledo	79	146	A Milwaukee	83	
			48	A Virginia	76				146	H Milwaukee	88	
									158	A Oakland	81	
									158	H Oakland	78	
									163	A Detroit Mercy	98	
									163	H Detroit Mercy	62	
									176	A Cleveland St.	77	
									176	H Cleveland St.	63	
									221	H Bradley	65	
									244	A Howard	63	
									295	A Northern Ky.	66	
									295	H Northern Ky.	58	
									298	H Valparaiso	60	
									308	H Illinois St.	59	
									311	A Youngstown St.	70	
									311	H Youngstown St.	65	
									320	H Fort Wayne	61	
LAST 12 Division I GAMES:												
31	A Green Bay	65	176	H Cleveland St.	63							
158	H Oakland	78	298	H Valparaiso	60							
163	H Detroit Mercy	62	295	H Northern Ky.	58							
139	A Wright St.	73	139	H Wright St.	73							
295	A Northern Ky.	66	146	A Milwaukee	83							
311	H Youngstown St.	65	176	A Cleveland St.	77							

Non-Div I Games: Lake Forest 84 48 Robert Morris (IL) 106 58

Ill.-Chicago

Loss, Non-Conf, S Site, H Home A Away N Neutral

Average RPI Win:	198	WON-LOST	WINNING	LAST 10	STRENGTH OF	OPP. STRENGTH	TEAM	ADJ.	CONF.	ADJ CONF.
Average RPI Loss:	79	RECORD	PCT. RANK	GAMES	SCHEDULE	OF SCHEDULE	RPI	RPI	RPI	RPI
DIV. I ONLY	8- 20	289	0- 10	42	86	200	200	6	6	
DIV. I NON-CONF.	5- 8	218	0- 0	55	260	201	201	6	6	
TOTALS	RPI 1-25	RPI 26-50	W-L RECORDS	RPI 51-100	RPI 101-150	RPI 150+				
8- 20	0- 3	0- 5	OVERALL	2- 9	1- 0	5- 3				
8- 8	0- 1	0- 1	HOME	2- 4	1- 0	5- 2				
0- 12	0- 2	0- 4	AWAY	0- 5	0- 0	0- 1				
0- 0	0- 0	0- 0	NEUTRAL	0- 0	0- 0	0- 0				
5- 8	0- 0	0- 3	NON-CONFERENCE	1- 3	1- 0	3- 2				
5- 4	0- 0	0- 0	HOME	1- 2	1- 0	3- 2				
0- 4	0- 0	0- 3	AWAY	0- 1	0- 0	0- 0				
0- 0	0- 0	0- 0	NEUTRAL	0- 0	0- 0	0- 0				
3- 12	0- 3	0- 2	CONFERENCE	1- 6	0- 0	2- 1				
3- 4	0- 1	0- 1	HOME	1- 2	0- 0	2- 0				
0- 8	0- 2	0- 1	AWAY	0- 4	0- 0	0- 1				
0- 0	0- 0	0- 0	NEUTRAL	0- 0	0- 0	0- 0				

RPI S	Opponent	Score	RPI S	Opponent	Score	RPI S	Opponent	Score	RPI S	Opponent	Score	Team's RPI: 200
21	A Maryland	59 84	36	A Central Mich.	51 82	53	A Iowa	58 78	139	H Wright St.	76 72	
21	H Maryland	49 94	39	A Michigan St.	47 71	53	H Iowa	70 65	167	H Memphis	54 64	
24	A Ohio St.	64 88	40	H Michigan	70 86	63	A South Dakota	68 77	190	H Nebraska	79 59	
			46	A George Washington	56 72	68	H Wake Forest	70 79	211	A Wisconsin	55 59	
			49	A Ohio	68 80	71	A Northwestern	53 66	214	H Rutgers	78 41	
						77	A Penn St.	66 82	252	H Ark.-Pine Bluff	70 58	
						77	H Penn St.	62 80	256	H Marshall	53 55	
						78	A Minnesota	50 78	316	H USC Upstate	77 57	
						82	H Purdue	64 72	320	H Fort Wayne	56 33	
						92	H Mercer	33 51				
						97	H FGCU	82 73				
LAST 12 Division I GAMES:												
211	A Wisconsin	55 59	77	A Penn St.	66 82							
71	A Northwestern	53 66	21	H Maryland	49 94							
77	H Penn St.	62 80	24	A Ohio St.	64 88							
21	A Maryland	59 84	78	A Minnesota	50 78							
82	H Purdue	64 72	190	H Nebraska	79 59							
40	H Michigan	70 86	53	A Iowa	58 78							

Non-Div I Games:

Illinois

Average RPI Win:	272	WON-LOST	WINNING	LAST 10	STRENGTH OF	OPP. STRENGTH	TEAM	ADJ.	CONF.	ADJ CONF.
Average RPI Loss:	142	RECORD	PCT. RANK	GAMES	SCHEDULE	OF SCHEDULE	RPI	RPI	RPI	RPI
DIV. I ONLY	7- 19	296	3- 7	229	163	308	308	16	16	
DIV. I NON-CONF.	3- 8	262	0- 0	256	169	302	302	14	14	
TOTALS	RPI 1-25	RPI 26-50	W-L RECORDS	RPI 51-100	RPI 101-150	RPI 150+				
7- 19	0- 0	0- 3	OVERALL	0- 4	0- 2	7- 10				
6- 9	0- 0	0- 1	HOME	0- 1	0- 2	6- 5				
1- 10	0- 0	0- 2	AWAY	0- 3	0- 0	1- 5				
0- 0	0- 0	0- 0	NEUTRAL	0- 0	0- 0	0- 0				
3- 8	0- 0	0- 1	NON-CONFERENCE	0- 2	0- 2	3- 3				
2- 4	0- 0	0- 0	HOME	0- 0	0- 2	2- 2				
1- 4	0- 0	0- 1	AWAY	0- 2	0- 0	1- 1				
0- 0	0- 0	0- 0	NEUTRAL	0- 0	0- 0	0- 0				
4- 11	0- 0	0- 2	CONFERENCE	0- 2	0- 0	4- 7				
4- 5	0- 0	0- 1	HOME	0- 1	0- 0	4- 3				
0- 6	0- 0	0- 1	AWAY	0- 1	0- 0	0- 4				
0- 0	0- 0	0- 0	NEUTRAL	0- 0	0- 0	0- 0				

RPI S	Opponent	Score	RPI S	Opponent	Score	RPI S	Opponent	Score	RPI S	Opponent	Score	Team's RPI: 308
28	A Arizona St.	40 76	60	A UNI	51 82	137	H Yale	45 59				
34	A Drake	49 101	60	H UNI	40 78	146	H Milwaukee	60 68				
34	H Drake	36 87	80	A Northern Ill.	66 108	161	A Missouri St.	60 65				
			86	A Western Ill.	50 80	161	H Missouri St.	44 77				
						185	H Southern Ill.	56 63				
						186	H George Mason	46 72				
						198	A Wichita St.	45 67				
						198	H Wichita St.	54 50				
						202	A SIUE	80 92				
						205	A Indiana St.	49 63				
						205	H Indiana St.	47 65				
						211	H Wisconsin	46 64				
						221	H Bradley	71 63				
						260	H Evansville	71 58				
						294	H Eastern Ill.	60 49				
						298	H Valparaiso	77 56				
						315	A Loyola Chicago	61 64				
						315	H Loyola Chicago	63 51				
						317	A Ill.-Chicago	59 52				
LAST 12 Division I GAMES:												
161	H Missouri St.	44 77	185	H Southern Ill.	56 63							
198	H Wichita St.	54 50	260	H Evansville	71 58							
60	A UNI	51 82	198	A Wichita St.	45 67							
34	A Drake	49 101	161	A Missouri St.	60 65							
315	H Loyola Chicago	63 51	34	H Drake	36 87							
205	H Indiana St.	47 65	60	H UNI	40 78							

Non-Div I Games:

Illinois St.

Average RPI Win:	321	WON-LOST	WINNING	LAST 10	STRENGTH OF	OPP. STRENGTH	TEAM	ADJ.	CONF.	ADJ CONF.
Average RPI Loss:	206	RECORD	PCT. RANK	GAMES	SCHEDULE	OF SCHEDULE	RPI	RPI	RPI	RPI
DIV. I ONLY	7- 18	292	5- 5	336	300	329	329	27	27	
DIV. I NON-CONF.	0- 9	335	0- 0	316	280	348	348	27	27	
TOTALS	RPI 1-25	RPI 26-50	W-L RECORDS	RPI 51-100	RPI 101-150	RPI 150+				
7- 18	0- 0	0- 0	OVERALL	0- 1	0- 4	7- 13				
5- 6	0- 0	0- 0	HOME	0- 1	0- 1	5- 4				
2- 10	0- 0	0- 0	AWAY	0- 0	0- 0	2- 0				
0- 2	0- 0	0- 0	NEUTRAL	0- 0	0- 0	0- 2				
0- 9	0- 0	0- 0	NON-CONFERENCE	0- 0	0- 1	0- 8				
0- 2	0- 0	0- 0	HOME	0- 0	0- 0	0- 2				
0- 5	0- 0	0- 0	AWAY	0- 0	0- 1	0- 4				
0- 2	0- 0	0- 0	NEUTRAL	0- 0	0- 0	0- 2				
7- 9	0- 0	0- 0	CONFERENCE	0- 1	0- 3	7- 5				
5- 4	0- 0	0- 0	HOME	0- 1	0- 1	5- 2				
2- 5	0- 0	0- 0	AWAY	0- 0	0- 2	2- 3				
0- 0	0- 0	0- 0	NEUTRAL	0- 0	0- 0	0- 0				

RPI S	Opponent	Score	RPI S	Opponent	Score	RPI S	Opponent	Score	RPI S	Opponent	Score
						99	H SFA	75 94			
									101	H Abilene Christian	66 75
									122	A Central Ark.	50 63
									130	A Lamar University	54 83
									140	A TCU	40 88
									165	H Rice	43 60
									168	A Texas St.	50 67
									183	N Utah St.	46 79
									187	A North Texas	61 84
									198	A Wichita St.	63 73
									201	A New Orleans	58 84
									201	H New Orleans	67 71
									261	N Murray St.	68 72
									280	A McNeese	61 78
									285	H Eastern Mich.	47 66
									293	H A&M-Corpus Christi	63 56
									309	A Nicholls St.	78 52
									309	H Nicholls St.	69 63
									314	H Northwestern St.	74 76
									327	A Southeastern La.	85 76
									327	H Southeastern La.	96 56
									330	A Montana	56 61
									339	A Houston Baptist	51 68
									339	H Houston Baptist	69 54
									340	H Sam Houston St.	82 55
LAST 12 Division I GAMES:											
309	H Nicholls St.	69 63	122	A Central Ark.	50 63						
340	H Sam Houston St.	82 55	101	H Abilene Christian	66 75						
293	H A&M-Corpus Christi	63 56	99	H SFA	75 94						
280	A McNeese	61 78	327	H Southeastern La.	96 56						
201	A New Orleans	58 84	339	A Houston Baptist	51 68						
339	H Houston Baptist	69 54	130	A Lamar University	54 83						

Non-Div I Games: LSU-Alexandria 106 79 Tex. A&M-Kingsville 79 66

Incarnate Word

Loss, Non-Conf, S Site, H Home A Away N Neutral

Indiana

Through Games Of Feb. 23, 2017

Average RPI Win:	153	WON-LOST	WINNING	LAST 10	STRENGTH OF	OPP. STRENGTH	TEAM	ADJ.	CONF.	ADJ CONF.
Average RPI Loss:	57	RECORD	PCT. RANK	GAMES	SCHEDULE	OF SCHEDULE	RPI	RPI	RPI	RPI
DIV. I ONLY	19- 9	77	7- 3	71	73	45	45	6	6	
DIV. I NON-CONF.	10- 3	54	0- 0	220	79	72	72	6	6	
TOTALS	RPI 1-25	RPI 26-50	W-L RECORDS	RPI 51-100	RPI 101-150	RPI 150+				
19- 9	0- 2	1- 5	OVERALL	9- 1	0- 0	9- 1				
12- 2	0- 2	1- 0	HOME	6- 0	0- 0	5- 0				
5- 7	0- 0	0- 5	AWAY	2- 1	0- 0	3- 1				
2- 0	0- 0	0- 0	NEUTRAL	1- 0	0- 0	1- 0				
10- 3	0- 0	0- 3	NON-CONFERENCE	3- 0	0- 0	7- 0				
6- 0	0- 0	0- 0	HOME	1- 0	0- 0	5- 0				
2- 3	0- 0	0- 3	AWAY	1- 0	0- 0	1- 0				
2- 0	0- 0	0- 0	NEUTRAL	1- 0	0- 0	1- 0				
9- 6	0- 2	1- 2	CONFERENCE	6- 1	0- 0	2- 1				
6- 2	0- 2	1- 0	HOME	5- 0	0- 0	0- 0				
3- 4	0- 0	0- 2	AWAY	1- 1	0- 0	2- 1				
0- 0	0- 0	0- 0	NEUTRAL	0- 0	0- 0	0- 0				

RPI 1-25				RPI 26-50				Team's RPI: 45		RPI 51-100				RPI 101+			
RPI	S	Opponent	Score	RPI	S	Opponent	Score		RPI	S	Opponent	Score	RPI	S	Opponent	Score	
21	H	Maryland	56 92	37	A	North Carolina St.	70 84		53	H	Iowa	80 77	158	H	Oakland	84 59	
24	H	Ohio St.	82 92	39	A	Michigan St.	60 69		71	A	Northwestern	67 80	187	A	North Texas	94 64	
				40	A	Michigan	74 78		71	H	Northwestern	66 38	190	A	Nebraska	64 67	
				40	H	Michigan	72 61		77	A	Penn St.	89 70	211	A	Wisconsin	78 54	
				43	A	Auburn	67 71		77	H	Penn St.	72 66	214	A	Rutgers	63 52	
				50	A	Western Ky.	74 85		78	H	Minnesota	78 62	218	H	Presbyterian	71 37	
									82	H	Purdue	74 60	240	N	Stony Brook	74 60	
									84	N	Florida	102 88	295	H	Northern Ky.	100 49	
									87	A	Chattanooga	79 76	298	H	Valparaiso	87 58	
									91	H	Vanderbilt	94 61	341	H	UMass Lowell	79 45	
LAST 12 Division I GAMES:																	
				53	H	Iowa	80 77		39	A	Michigan St.	60 69					
				190	A	Nebraska	64 67		211	A	Wisconsin	78 54					
				40	H	Michigan	72 61		77	H	Penn St.	72 66					
				71	H	Northwestern	66 38		82	H	Purdue	74 60					
				214	A	Rutgers	63 52		71	A	Northwestern	67 80					
				21	H	Maryland	56 92		40	A	Michigan	74 78					

Non-Div I Games:

Indiana

■ Loss,
■ Non-Conf, S Site,
■ Home
■ Away
N Neutral

Average RPI Win:	240	WON-LOST	WINNING	LAST 10	STRENGTH OF	OPP. STRENGTH	TEAM	ADJ.	CONF.	ADJ CONF.
Average RPI Loss:	142	RECORD	PCT. RANK	GAMES	SCHEDULE	OF SCHEDULE	RPI	RPI	RPI	RPI
DIV. I ONLY	12- 13	186	3- 7	287	133	205	205	16	16	
DIV. I NON-CONF.	6- 5	148	0- 0	302	120	172	172	14	14	
TOTALS	RPI 1-25	RPI 26-50	W-L RECORDS	RPI 51-100	RPI 101-150	RPI 150+				
12- 13	0- 1	0- 2	OVERALL	0- 3	2- 0	10- 7				
5- 5	0- 0	0- 1	HOME	0- 2	0- 0	5- 2				
7- 8	0- 1	0- 1	AWAY	0- 1	2- 0	5- 5				
0- 0	0- 0	0- 0	NEUTRAL	0- 0	0- 0	0- 0				
6- 5	0- 1	0- 0	NON-CONFERENCE	0- 1	2- 0	4- 3				
2- 1	0- 0	0- 0	HOME	0- 1	0- 0	2- 0				
4- 4	0- 1	0- 0	AWAY	0- 0	2- 0	2- 3				
0- 0	0- 0	0- 0	NEUTRAL	0- 0	0- 0	0- 0				
6- 8	0- 0	0- 2	CONFERENCE	0- 2	0- 0	6- 4				
3- 4	0- 0	0- 1	HOME	0- 1	0- 0	3- 2				
3- 4	0- 0	0- 1	AWAY	0- 1	0- 0	3- 2				
0- 0	0- 0	0- 0	NEUTRAL	0- 0	0- 0	0- 0				

RPI 1-25				RPI 26-50				RPI 51-100				RPI 101+ Team's RPI: 205			
RPI	S	Opponent	Score	RPI	S	Opponent	Score	RPI	S	Opponent	Score	RPI	S	Opponent	Score
22	A	Missouri	48 77	34	A	Drake	62 76	55	H	IUPUI	35 45	102	A	Saint Louis	70 67
				34	H	Drake	45 64	60	A	UNI	47 59	145	A	Cincinnati	63 55
								60	H	UNI	59 61	155	A	Omaha	45 72
												161	H	Missouri St.	46 49
												162	H	Tulsa	72 68
												185	A	Southern Ill.	68 53
												198	H	Wichita St.	42 56
												221	A	Bradley	41 54
												221	H	Bradley	58 51
												230	A	Miami (OH)	62 54
												250	A	Butler	48 66
												260	A	Evansville	41 57
												294	A	Eastern Ill.	88 61
												295	H	Northern Ky.	58 38
												308	A	Illinois St.	65 47
												308	H	Illinois St.	63 49
												315	A	Loyola Chicago	48 38
												315	H	Loyola Chicago	53 32
												335	A	Fla. Atlantic	67 70
LAST 12 Division I GAMES:															
60	H	UNI	59 61	198	H	Wichita St.	42 56								
34	H	Drake	45 64	34	A	Drake	62 76								
315	H	Loyola Chicago	53 32	60	A	UNI	47 59								
221	A	Bradley	41 54	315	A	Loyola Chicago	48 38								
308	A	Illinois St.	65 47	308	H	Illinois St.	63 49								
161	H	Missouri St.	46 49	221	H	Bradley	58 51								

Non-Div I Games:

Indiana St.

■ Loss,
 ■ Non-Conf, S Site,
 ■ Home
 ■ Away
 N Neutral

Average RPI Win: 221	WON-LOST	WINNING	LAST 10	STRENGTH OF	OPP. STRENGTH	TEAM	ADJ.	CONF.	ADJ CONF.
Average RPI Loss: 145	RECORD	PCT. RANK	GAMES	SCHEDULE	OF SCHEDULE	RPI	RPI	RPI	RPI
DIV. I ONLY	17- 11	113	7- 3	204	213	149	149	18	18
DIV. I NON-CONF.	5- 4	143	0- 0	122	200	136	136	17	17
TOTALS	RPI 1-25	RPI 26-50	W-L RECORDS	RPI 51-100	RPI 101-150	RPI 150+			
17- 11	0- 0	1- 1	OVERALL	1- 1	2- 4	13- 5			
11- 4	0- 0	1- 0	HOME	1- 0	1- 2	8- 2			
6- 7	0- 0	0- 1	AWAY	0- 1	1- 2	5- 3			
0- 0	0- 0	0- 0	NEUTRAL	0- 0	0- 0	0- 0			
5- 4	0- 0	0- 0	NON-CONFERENCE	1- 1	2- 2	2- 1			
4- 1	0- 0	0- 0	HOME	1- 0	1- 1	2- 0			
1- 3	0- 0	0- 0	AWAY	0- 1	1- 1	0- 1			
0- 0	0- 0	0- 0	NEUTRAL	0- 0	0- 0	0- 0			
12- 7	0- 0	1- 1	CONFERENCE	0- 0	0- 2	11- 4			
7- 3	0- 0	1- 0	HOME	0- 0	0- 1	6- 2			
5- 4	0- 0	0- 1	AWAY	0- 0	0- 1	5- 2			
0- 0	0- 0	0- 0	NEUTRAL	0- 0	0- 0	0- 0			

RPI S	Opponent	Score	RPI S	Opponent	Score	RPI S	Opponent	Score	RPI S	Opponent	Score	Team's RPI: 149
42	A Quinnipiac	45 53	42	H Quinnipiac	58 44	77	A Penn St.	67 80	108	H Fordham	55 46	
						100	H Saint Joseph's	58 57	112	A Rider	65 85	
									112	H Rider	36 52	
									126	A Navy	68 73	
									135	H Duquesne	58 61	
									138	A VCU	59 57	
									178	H Siena	46 58	
									181	A Fairfield	59 68	
									181	H Fairfield	65 55	
									187	A North Texas	55 66	
									223	A Marist	48 37	
									223	H Marist	62 68	
									225	A Monmouth	65 75	
									225	H Monmouth	60 54	
									237	A Niagara	65 55	
									237	H Niagara	68 61	
									240	H Stony Brook	57 46	
									259	A Manhattan	76 62	
									259	H Manhattan	70 53	
									264	A Canisius	58 45	
									264	H Canisius	55 52	
									325	A Saint Peter's	66 58	
									325	H Saint Peter's	51 50	
									326	H St. Francis Brooklyn	62 46	
LAST 12 Division I GAMES:												
325	H Saint Peter's	51 50	237	A Niagara	65 55							
181	H Fairfield	65 55	42	H Quinnipiac	58 44							
42	A Quinnipiac	45 53	223	A Marist	48 37							
225	A Monmouth	65 75	225	H Monmouth	60 54							
112	H Rider	36 52	259	A Manhattan	76 62							
264	A Canisius	58 45	223	H Marist	62 68							

Non-Div I Games:

Iona

Average RPI Win:	141	WON-LOST	WINNING	LAST 10	STRENGTH OF	OPP. STRENGTH	TEAM	ADJ.	CONF.	ADJ CONF.
Average RPI Loss:	49	RECORD	PCT. RANK	GAMES	SCHEDULE	OF SCHEDULE	RPI	RPI	RPI	RPI
DIV. I ONLY	16- 12	133	5- 5	17	68	53	53	6	6	
DIV. I NON-CONF.	9- 4	85	0- 0	4	91	32	32	6	6	
TOTALS	RPI 1-25	RPI 26-50	W-L RECORDS	RPI 51-100	RPI 101-150	RPI 150+				
16- 12	0- 5	2- 4	OVERALL	4- 2	3- 0	7- 1				
13- 3	0- 2	1- 1	HOME	4- 0	2- 0	6- 0				
2- 8	0- 2	0- 3	AWAY	0- 2	1- 0	1- 1				
1- 1	0- 1	1- 0	NEUTRAL	0- 0	0- 0	0- 0				
9- 4	0- 2	1- 2	NON-CONFERENCE	2- 0	3- 0	3- 0				
7- 2	0- 1	0- 1	HOME	2- 0	2- 0	3- 0				
1- 1	0- 0	0- 1	AWAY	0- 0	1- 0	0- 0				
1- 1	0- 1	1- 0	NEUTRAL	0- 0	0- 0	0- 0				
7- 8	0- 3	1- 2	CONFERENCE	2- 2	0- 0	4- 1				
6- 1	0- 1	1- 0	HOME	2- 0	0- 0	3- 0				
1- 7	0- 2	0- 2	AWAY	0- 2	0- 0	1- 1				
0- 0	0- 0	0- 0	NEUTRAL	0- 0	0- 0	0- 0				

RPI	S	Opponent	Score	RPI	S	Opponent	Score	RPI	S	Opponent	Score	RPI	S	Opponent	Score
2	H	Notre Dame	58 73	34	A	Drake	76 81	60	H	UNI	88 39	103	H	Kent St.	83 48
12	N	UCLA	65 78	35	H	South Dakota St.	64 66	62	H	Iowa St.	88 76	124	A	North Dakota	75 60
21	A	Maryland	81 100	38	N	James Madison	90 75	71	H	Northwestern	78 59	148	H	Oral Roberts	96 76
21	H	Maryland	82 98	39	H	Michigan St.	87 83	77	A	Penn St.	58 71	190	H	Nebraska	75 72
24	A	Ohio St.	81 88	40	A	Michigan	70 72	78	H	Minnesota	80 65	192	H	Hampton	84 51
				45	A	Indiana	77 80	82	A	Purdue	52 72	200	A	Illinois	65 70
Team's RPI: 53															
LAST 12 Division I GAMES:															
45	A	Indiana	77 80	214	H	Rutgers	71 57	200	H	Illinois	78 58	210	H	Robert Morris	81 60
82	A	Purdue	52 72	21	A	Maryland	81 100	214	A	Rutgers	71 59	214	A	Rutgers	71 59
71	H	Northwestern	78 59	78	H	Minnesota	80 65	214	A	Rutgers	71 59	214	H	Rutgers	71 57
24	A	Ohio St.	81 88	21	H	Maryland	82 98	200	H	Illinois	78 58	310	H	Massachusetts	71 30
39	H	Michigan St.	87 83	200	H	Illinois	78 58								
40	A	Michigan	70 72												

Non-Div I Games:

Iowa

■ Loss,
■ Non-Conf,
■ S Site,
■ H Home
■ A Away
N Neutral

Average RPI Win: 154		WON-LOST	WINNING	LAST 10	STRENGTH OF	OPP. STRENGTH	TEAM	ADJ.	CONF.	ADJ CONF.
Average RPI Loss: 40		RECORD	PCT. RANK	GAMES	SCHEDULE	OF SCHEDULE	RPI	RPI	RPI	RPI
DIV. I ONLY		16- 11	120	6- 4	34	45	62	62	4	4
DIV. I NON-CONF.		9- 2	37	0- 0	79	251	58	58	3	3
TOTALS		RPI 1-25	RPI 26-50		W-L RECORDS		RPI 51-100	RPI 101-150	RPI 150+	
16- 11	1- 7	1- 0		OVERALL		4- 2	2- 2	8- 0		
14- 4	1- 4	1- 0		HOME		3- 0	2- 0	7- 0		
2- 7	0- 3	0- 0		AWAY		1- 2	0- 2	1- 0		
0- 0	0- 0	0- 0		NEUTRAL		0- 0	0- 0	0- 0		
9- 2	0- 1	1- 0		NON-CONFERENCE		2- 1	0- 0	6- 0		
9- 1	0- 1	1- 0		HOME		2- 0	0- 0	6- 0		
0- 1	0- 0	0- 0		AWAY		0- 1	0- 0	0- 0		
0- 0	0- 0	0- 0		NEUTRAL		0- 0	0- 0	0- 0		
7- 9	1- 6	0- 0		CONFERENCE		2- 1	2- 2	2- 0		
5- 3	1- 3	0- 0		HOME		1- 0	2- 0	1- 0		
2- 6	0- 3	0- 0		AWAY		1- 1	0- 2	1- 0		
0- 0	0- 0	0- 0		NEUTRAL		0- 0	0- 0	0- 0		

RPI	S	Opponent	Score	RPI	S	Opponent	Score	RPI	S	Opponent	Score	RPI	S	Opponent	Score
3	H	Mississippi St.	81 85	34	H	Drake	75 67	53	A	Iowa	76 88	105	A	Texas Tech	66 75
5	A	Baylor	42 68					57	A	West Virginia	80 55	105	H	Texas Tech	79 68
5	H	Baylor	52 83					57	H	West Virginia	68 53	140	A	TCU	75 80
10	H	Texas	68 75					60	H	UNI	76 68	140	H	TCU	72 69
15	A	Oklahoma	63 78					67	A	Oklahoma St.	59 71	166	A	Kansas	90 75
15	H	Oklahoma	57 67					80	H	Northern Ill.	97 89	166	H	Kansas	87 58
17	A	Kansas St.	68 80									194	H	Sacred Heart	76 56
17	H	Kansas St.	75 69									201	H	New Orleans	100 63
LAST 12 Division I GAMES:															
166	A	Kansas	90 75	140	H	TCU	72 69	15	A	Oklahoma	63 78	236	H	UC Santa Barbara	77 60
57	H	West Virginia	68 53	17	H	Kansas St.	75 69	5	A	Baylor	42 68	284	H	Savannah St.	74 51
105	H	Texas Tech	79 68	5	A	Baylor	42 68	140	A	TCU	75 80	321	H	Arkansas St.	105 53
17	A	Kansas St.	68 80	15	H	Oklahoma	57 67	57	H	Oklahoma	57 67	348	H	Delaware St.	88 57
57	A	West Virginia	80 55												
5	H	Baylor	52 83												

Non-Div I Games:

Iowa St.

■ Loss,
■ Non-Conf, S Site,
■ Home
■ Away
N Neutral

Average RPI Win: 300		WON-LOST	WINNING	LAST 10	STRENGTH OF	OPP. STRENGTH	TEAM	ADJ.	CONF.	ADJ CONF.
Average RPI Loss: 254		RECORD	PCT. RANK	GAMES	SCHEDULE	OF SCHEDULE	RPI	RPI	RPI	RPI
DIV. I ONLY		4- 16	319	1- 9	344	348	346	346	30	30
DIV. I NON-CONF.		2- 4	230	0- 0	347	346	333	333	30	30
TOTALS	RPI 1-25		RPI 26-50		W-L RECORDS	RPI 51-100	RPI 101-150		RPI 150+	
4- 16	0- 0		0- 0		OVERALL	0- 0	0- 1		4- 15	
2- 6	0- 0		0- 0		HOME	0- 0	0- 0		2- 6	
1- 10	0- 0		0- 0		AWAY	0- 0	0- 0		1- 3	
1- 0	0- 0		0- 0		NEUTRAL	0- 0	0- 0		1- 0	
2- 4	0- 0		0- 0		NON-CONFERENCE	0- 0	0- 1		2- 3	
1- 0	0- 0		0- 0		HOME	0- 0	0- 0		1- 0	
0- 4	0- 0		0- 0		AWAY	0- 0	0- 1		0- 3	
1- 0	0- 0		0- 0		NEUTRAL	0- 0	0- 0		1- 0	
2- 12	0- 0		0- 0		CONFERENCE	0- 0	0- 0		2- 12	
1- 6	0- 0		0- 0		HOME	0- 0	0- 0		1- 6	
1- 6	0- 0		0- 0		AWAY	0- 0	0- 0		1- 6	
0- 0	0- 0		0- 0		NEUTRAL	0- 0	0- 0		0- 0	

RPI 1-25				RPI 26-50				RPI 51-100				RPI 101+				Team's RPI: 346	
RPI	S	Opponent	Score	RPI	S	Opponent	Score	RPI	S	Opponent	Score	RPI	S	Opponent	Score		
												120	A	Ole Miss	41	89	
												213	A	Grambling	85	90	
												213	H	Grambling	57	60	
												216	A	Texas Southern	52	62	
												216	H	Texas Southern	63	66	
												217	A	Alabama St.	64	73	
												228	A	Southern U.	61	80	
												228	H	Southern U.	56	85	
												242	N	Saint Francis (PA)	88	84	
												252	H	Ark.-Pine Bluff	71	78	
												282	A	Prairie View	63	73	
												282	H	Prairie View	74	60	
												305	H	Mississippi Val.	57	62	
												307	A	Alcorn	51	74	
												307	H	Alcorn	53	70	
												309	A	Nicholls St.	76	83	
												314	A	Northwestern St.	65	83	
												327	H	Southeastern La.	83	66	
												335	A	Fla. Atlantic	58	67	
												349	A	Alabama A&M	64	54	
LAST 12 Division I GAMES:																	
				213	H	Grambling	57	60				305	H	Mississippi Val.	57	62	
				216	H	Texas Southern	63	66				213	A	Grambling	85	90	
				282	H	Prairie View	74	60				216	A	Texas Southern	52	62	
				228	A	Southern U.	61	80				282	A	Prairie View	63	73	
				307	A	Alcorn	51	74				307	H	Alcorn	53	70	
				252	H	Ark.-Pine Bluff	71	78				228	H	Southern U.	56	85	

[illegible]

Loss, Non-Conf, S Site, H Home A Away N Neutral

Jacksonville

Through Games Of Feb. 23, 2017

Average RPI Win:	253	WON-LOST	WINNING	LAST 10	STRENGTH OF	OPP. STRENGTH	TEAM	ADJ.	CONF.	ADJ CONF.
Average RPI Loss:	76	RECORD	PCT. RANK	GAMES	SCHEDULE	OF SCHEDULE	RPI	RPI	RPI	RPI
DIV. I ONLY	18- 7	62	7- 3	201	220	93	93	24	24	
DIV. I NON-CONF.	8- 4	97	0- 0	118	134	70	70	24	24	
TOTALS	RPI 1-25	RPI 26-50	W-L RECORDS	RPI 51-100	RPI 101-150	RPI 150+				
18- 7	0- 1	0- 2	OVERALL	2- 1	1- 3	15- 0				
10- 1	0- 0	0- 0	HOME	1- 0	1- 1	8- 0				
6- 5	0- 1	0- 2	AWAY	0- 1	0- 1	6- 0				
2- 1	0- 0	0- 0	NEUTRAL	1- 0	0- 1	1- 0				
8- 4	0- 1	0- 2	NON-CONFERENCE	1- 0	1- 1	6- 0				
4- 0	0- 0	0- 0	HOME	0- 0	1- 0	3- 0				
2- 3	0- 1	0- 2	AWAY	0- 0	0- 0	2- 0				
2- 1	0- 0	0- 0	NEUTRAL	1- 0	0- 1	1- 0				
10- 3	0- 0	0- 0	CONFERENCE	1- 1	0- 2	9- 0				
6- 1	0- 0	0- 0	HOME	1- 0	0- 1	5- 0				
4- 2	0- 0	0- 0	AWAY	0- 1	0- 1	4- 0				
0- 0	0- 0	0- 0	NEUTRAL	0- 0	0- 0	0- 0				

RPI 1-25			RPI 26-50			RPI 51-100			Team's RPI: 93	RPI 101+		
RPI	S	Opponent	Score	RPI	S	Opponent	Score	RPI	S	Opponent	Score	
11	A	Florida St.	47 90	32	A	South Fla.	52 64	97	A	FGCU	57 60	107 H Troy 77 70
				43	A	Auburn	41 53	97	H	FGCU	73 65	111 N North Carolina 57 87
								98	N	UC Davis	61 54	118 A Stetson 47 57
												118 H Stetson 49 65
												191 H Bethune-Cookman 69 63
												245 N Wofford 66 60
												246 H South Ala. 62 55
												275 A Kennesaw St. 74 62
												275 H Kennesaw St. 72 48
												284 A Savannah St. 55 40
												290 A Lipscomb 73 67
												290 H Lipscomb 84 60
												291 A FIU 71 56
												299 H North Florida 68 58
												309 H Nicholls St. 76 71
												313 A NJIT 75 56
												313 H NJIT 75 59
												316 A USC Upstate 65 47
												316 H USC Upstate 59 46
LAST 12 Division I GAMES:												
275	A	Kennesaw St.	74 62	118	H	Stetson	49 65					
290	A	Lipscomb	73 67	97	A	FGCU	57 60					
316	H	USC Upstate	59 46	290	H	Lipscomb	84 60					
313	H	NJIT	75 59	275	H	Kennesaw St.	72 48					
118	A	Stetson	47 57	313	A	NJIT	75 56					
97	H	FGCU	73 65	316	A	USC Upstate	65 47					

Non-Div I Games: Thomas (GA) 100 43 Johnson & Wales (FI110 31 Fla. Memorial 76 51

Jacksonville

Loss, Non-Conf, S Site, H Home A Away N Neutral

Average RPI Win:	275	WON-LOST	WINNING	LAST 10	STRENGTH OF	OPP. STRENGTH	TEAM	ADJ.	CONF.	ADJ CONF.
Average RPI Loss:	192	RECORD	PCT. RANK	GAMES	SCHEDULE	OF SCHEDULE	RPI	RPI	RPI	RPI
DIV. I ONLY	12- 14	194	5- 5	304	265	249	249	26	26	
DIV. I NON-CONF.	6- 5	148	0- 0	318	256	208	208	26	26	
TOTALS	RPI 1-25	RPI 26-50	W-L RECORDS	RPI 51-100	RPI 101-150	RPI 150+				
12- 14	0- 1	0- 0	OVERALL	0- 2	0- 2	12- 9				
7- 5	0- 0	0- 0	HOME	0- 1	0- 1	7- 3				
4- 9	0- 1	0- 0	AWAY	0- 1	0- 1	4- 6				
1- 0	0- 0	0- 0	NEUTRAL	0- 0	0- 0	1- 0				
6- 5	0- 1	0- 0	NON-CONFERENCE	0- 0	0- 2	6- 2				
2- 2	0- 0	0- 0	HOME	0- 0	0- 1	2- 1				
3- 3	0- 1	0- 0	AWAY	0- 0	0- 1	3- 1				
1- 0	0- 0	0- 0	NEUTRAL	0- 0	0- 0	1- 0				
6- 9	0- 0	0- 0	CONFERENCE	0- 2	0- 0	6- 7				
5- 3	0- 0	0- 0	HOME	0- 1	0- 0	5- 2				
1- 6	0- 0	0- 0	AWAY	0- 1	0- 0	1- 5				
0- 0	0- 0	0- 0	NEUTRAL	0- 0	0- 0	0- 0				

RPI 1-25				RPI 26-50				RPI 51-100				RPI 101+ Team's RPI: 249			
RPI	S	Opponent	Score	RPI	S	Opponent	Score	RPI	S	Opponent	Score	RPI	S	Opponent	Score
11	A	Florida St.	62 73					59	A	Belmont	52 61	115	H	Clemson	63 69
								59	H	Belmont	53 54	120	A	Ole Miss	50 68
												171	H	Morehead St.	69 68
												201	H	New Orleans	79 81
												202	A	SIUE	62 69
												226	H	Ga. Southern	67 55
												241	A	UT Martin	83 94
												256	A	Tennessee St.	51 64
												256	H	Tennessee St.	69 56
												261	H	Murray St.	64 71
												265	H	Southeast Mo. St.	58 65
												267	A	Tennessee Tech	54 56
												267	H	Tennessee Tech	57 44
												269	H	Austin Peay	65 45
												275	A	Kennesaw St.	65 59
												284	A	Savannah St.	64 57
												294	A	Eastern Ill.	67 71
												302	A	Eastern Ky.	54 49
												302	H	Eastern Ky.	71 61
												307	A	Alcorn	70 66
												309	H	Nicholls St.	75 52
												334	N	Florida A&M	66 54
												335	A	Fla. Atlantic	55 63
LAST 12 Division I GAMES:															
302	H	Eastern Ky.	71 61	171	H	Morehead St.	69 68								
267	H	Tennessee Tech	57 44	302	A	Eastern Ky.	54 49								
256	H	Tennessee St.	69 56	256	A	Tennessee St.	51 64								
59	A	Belmont	52 61	59	H	Belmont	53 54								
202	A	SIUE	62 69	267	A	Tennessee Tech	54 56								
265	H	Southeast Mo. St.	58 65	269	H	Austin Peay	65 45								

Non-Div I Games: Brewton Parker 89 26

Jacksonville St.

■ Loss,
 ■ Non-Conf,
 ■ S Site,
 ■ Home
 ■ A Away
 N Neutral

Average RPI Win:	155	WON-LOST	WINNING	LAST 10	STRENGTH OF	OPP. STRENGTH	TEAM	ADJ.	CONF.	ADJ CONF.
Average RPI Loss:	95	RECORD	PCT. RANK	GAMES	SCHEDULE	OF SCHEDULE	RPI	RPI	RPI	RPI
DIV. I ONLY	20- 6	33	9- 1	104	76	38	38	9	9	
DIV. I NON-CONF.	7- 4	114	0- 0	114	16	78	78	8	8	
TOTALS	RPI 1-25	RPI 26-50	W-L RECORDS	RPI 51-100	RPI 101-150	RPI 150+				
20- 6	0- 2	2- 0	OVERALL	3- 2	4- 0	11- 2				
9- 2	0- 1	1- 0	HOME	2- 0	1- 0	5- 1				
10- 3	0- 1	1- 0	AWAY	1- 1	2- 0	6- 1				
1- 1	0- 0	0- 0	NEUTRAL	0- 1	1- 0	0- 0				
7- 4	0- 2	0- 0	NON-CONFERENCE	2- 2	1- 0	4- 0				
3- 1	0- 1	0- 0	HOME	1- 0	0- 0	2- 0				
3- 2	0- 1	0- 0	AWAY	1- 1	0- 0	2- 0				
1- 1	0- 0	0- 0	NEUTRAL	0- 1	1- 0	0- 0				
13- 2	0- 0	2- 0	CONFERENCE	1- 0	3- 0	7- 2				
6- 1	0- 0	1- 0	HOME	1- 0	1- 0	3- 1				
7- 1	0- 0	1- 0	AWAY	0- 0	2- 0	4- 1				
0- 0	0- 0	0- 0	NEUTRAL	0- 0	0- 0	0- 0				

RPI	S	Opponent	Score	RPI	S	Opponent	Score	Team's RPI: 38	RPI	S	Opponent	Score	RPI	S	Opponent	Score
11	A	Florida St.	64 84	26	A	Elon	76 70		53	N	Iowa	75 90	131	A	Delaware	66 51
23	H	Tennessee	69 81	26	H	Elon	61 54		56	H	Drexel	54 47	131	H	Delaware	77 42
									68	H	Wake Forest	83 76	144	N	Idaho St.	83 53
									70	A	St. John's (NY)	63 74	147	A	William & Mary	79 64
									100	A	Saint Joseph's	85 72	156	A	Northeastern	67 49
													156	H	Northeastern	74 54
													179	A	Hofstra	61 50
													179	H	Hofstra	93 57
													192	H	Hampton	71 50
													193	A	Col. of Charleston	84 78
													206	A	Towson	51 54
													206	H	Towson	55 60
													214	A	Rutgers	82 76
													222	A	UNCW	70 59
													222	H	UNCW	73 51
													234	A	Liberty	62 48
													326	H	St. Francis Brooklyn	83 57
LAST 12 Division I GAMES:																
193	A	Col. of Charleston	84 78	147	A	William & Mary	79 64									
222	A	UNCW	70 59	56	H	Drexel	54 47									
26	H	Elon	61 54	206	H	Towson	55 60									
131	H	Delaware	77 42	26	A	Elon	76 70									
156	A	Northeastern	67 49	156	H	Northeastern	74 54									
179	A	Hofstra	61 50	131	A	Delaware	66 51									

Non-Div I Games:

James Madison

■ Loss,
■ Non-Conf, S Site,
■ Home
■ Away
N Neutral

Kansas

Through Games Of Feb. 23, 2017

Average RPI Win: 150	WON-LOST	WINNING	LAST 10	STRENGTH OF	OPP. STRENGTH	TEAM	ADJ.	CONF.	ADJ CONF.
Average RPI Loss: 60	RECORD	PCT. RANK	GAMES	SCHEDULE	OF SCHEDULE	RPI	RPI	RPI	RPI
DIV. I ONLY	8- 19	277	2- 8	24	17	166	166	4	4
DIV. I NON-CONF.	6- 5	148	0- 0	70	101	137	137	3	3
TOTALS	RPI 1-25	RPI 26-50	W-L RECORDS	RPI 51-100	RPI 101-150	RPI 150+			
8- 19	0- 8	0- 1	OVERALL	1- 5	4- 4	3- 1			
7- 9	0- 3	0- 1	HOME	1- 3	4- 1	2- 1			
1- 10	0- 5	0- 0	AWAY	0- 2	0- 3	1- 0			
0- 0	0- 0	0- 0	NEUTRAL	0- 0	0- 0	0- 0			
6- 5	0- 1	0- 1	NON-CONFERENCE	0- 1	3- 1	3- 1			
5- 3	0- 0	0- 1	HOME	0- 1	3- 0	2- 1			
1- 2	0- 1	0- 0	AWAY	0- 0	0- 1	1- 0			
0- 0	0- 0	0- 0	NEUTRAL	0- 0	0- 0	0- 0			
2- 14	0- 7	0- 0	CONFERENCE	1- 4	1- 3	0- 0			
2- 6	0- 3	0- 0	HOME	1- 2	1- 1	0- 0			
0- 8	0- 4	0- 0	AWAY	0- 2	0- 2	0- 0			
0- 0	0- 0	0- 0	NEUTRAL	0- 0	0- 0	0- 0			

RPI	S	Opponent	Score	RPI	S	Opponent	Score	RPI	S	Opponent	Score	RPI	S	Opponent	Score	Team's RPI: 166
5	A	Baylor	43 90	27	H	Harvard	59 69	57	H	West Virginia	51 62	105	A	Texas Tech	60 75	
5	H	Baylor	43 92					62	A	Iowa St.	58 87	105	H	Texas Tech	66 60	
10	A	Texas	42 75					62	H	Iowa St.	75 90	116	H	Arizona	75 51	
10	H	Texas	54 66					67	A	Oklahoma St.	70 74	124	H	North Dakota	76 71	
15	A	Oklahoma	52 89					67	H	Oklahoma St.	67 49	127	A	Alabama	65 71	
15	H	Oklahoma	54 84					88	H	SMU	63 75	140	A	TCU	68 83	
17	A	Kansas St.	60 73									140	H	TCU	68 80	
18	A	Creighton	49 69									148	H	Oral Roberts	64 56	
												161	H	Missouri St.	64 87	
												167	A	Memphis	68 58	
												174	H	UC Riverside	90 84	
												301	H	Rhode Island	72 36	
LAST 12 Division I GAMES:																
62	H	Iowa St.	75 90	105	H	Texas Tech	66 60	67	A	Oklahoma St.	70 74					
105	A	Texas Tech	60 75					140	A	TCU	68 83					
10	A	Texas	42 75					57	H	West Virginia	51 62					
67	H	Oklahoma St.	67 49	5	H	Baylor	43 92	17	A	Kansas St.	60 73					
140	H	TCU	68 80													
15	A	Oklahoma	52 89													

Non-Div I Games:

Kansas

Loss, Non-Conf, S Site, H Home A Away N Neutral

Average RPI Win:	116	WON-LOST	WINNING	LAST 10	STRENGTH OF	OPP. STRENGTH	TEAM	ADJ.	CONF.	ADJ CONF.
Average RPI Loss:	27	RECORD	PCT. RANK	GAMES	SCHEDULE	OF SCHEDULE	RPI	RPI	RPI	RPI
DIV. I ONLY	20- 8	63	6- 4	22	6	17	17	4	4	
DIV. I NON-CONF.	10- 2	32	0- 0	57	21	21	21	3	3	
TOTALS	RPI 1-25	RPI 26-50	W-L RECORDS	RPI 51-100	RPI 101-150	RPI 150+				
20- 8	1- 5	3- 0	OVERALL	5- 3	6- 0	5- 0				
13- 2	1- 2	1- 0	HOME	4- 0	4- 0	3- 0				
4- 6	0- 3	0- 0	AWAY	1- 3	2- 0	1- 0				
3- 0	0- 0	2- 0	NEUTRAL	0- 0	0- 0	1- 0				
10- 2	0- 1	3- 0	NON-CONFERENCE	1- 1	2- 0	4- 0				
6- 1	0- 1	1- 0	HOME	1- 0	2- 0	2- 0				
1- 1	0- 0	0- 0	AWAY	0- 1	0- 0	1- 0				
3- 0	0- 0	2- 0	NEUTRAL	0- 0	0- 0	1- 0				
10- 6	1- 4	0- 0	CONFERENCE	4- 2	4- 0	1- 0				
7- 1	1- 1	0- 0	HOME	3- 0	2- 0	1- 0				
3- 5	0- 3	0- 0	AWAY	1- 2	2- 0	0- 0				
0- 0	0- 0	0- 0	NEUTRAL	0- 0	0- 0	0- 0				

RPI 1-25				RPI 26-50				RPI 51-100				RPI 101+			
RPI	S	Opponent	Score	RPI	S	Opponent	Score	RPI	S	Opponent	Score	RPI	S	Opponent	Score
1	H	UConn	58 75	33	N	LSU	69 54	57	A	West Virginia	59 66	105	A	Texas Tech	65 53
5	A	Baylor	57 87	37	N	North Carolina St.	67 50	57	H	West Virginia	86 71	105	H	Texas Tech	68 54
5	H	Baylor	49 91	43	H	Auburn	71 66	60	A	UNI	59 67	110	H	Princeton	60 42
10	A	Texas	58 63					62	A	Iowa St.	69 75	130	H	Lamar University	68 43
15	A	Oklahoma	80 85					62	H	Iowa St.	80 68	140	A	TCU	68 65
15	H	Oklahoma	79 71					67	A	Oklahoma St.	63 43	140	H	TCU	74 63
								67	H	Oklahoma St.	74 69	155	A	Omaha	70 57
								94	H	UT Arlington	62 49	162	H	Tulsa	82 62
												166	H	Kansas	73 60
												300	N	UTEP	61 40
												337	H	Chicago St.	83 33
LAST 12 Division I GAMES:															
15	H	Oklahoma	79 71	67	H	Oklahoma St.	74 69								
140	A	TCU	68 65	5	H	Baylor	49 91								
57	A	West Virginia	59 66	62	A	Iowa St.	69 75								
62	H	Iowa St.	80 68	140	H	TCU	74 63								
10	A	Texas	58 63	67	A	Oklahoma St.	63 43								
105	A	Texas Tech	65 53	166	H	Kansas	73 60								

Non-Div I Games:

Kansas St.

Average RPI Win:	304	WON-LOST	WINNING	LAST 10	STRENGTH OF	OPP. STRENGTH	TEAM	ADJ.	CONF.	ADJ CONF.
Average RPI Loss:	153	RECORD	PCT. RANK	GAMES	SCHEDULE	OF SCHEDULE	RPI	RPI	RPI	RPI
DIV. I ONLY	8- 19	277	6- 4	180	264	275	275	24	24	
DIV. I NON-CONF.	1- 13	334	0- 0	211	253	337	337	24	24	
TOTALS	RPI 1-25	RPI 26-50	W-L RECORDS	RPI 51-100	RPI 101-150	RPI 150+				
8- 19	0- 1	0- 0	OVERALL	0- 8	0- 2	8- 8				
4- 8	0- 1	0- 0	HOME	0- 3	0- 1	4- 3				
4- 8	0- 0	0- 0	AWAY	0- 0	0- 0	4- 0				
0- 3	0- 0	0- 0	NEUTRAL	0- 0	0- 0	0- 3				
1- 13	0- 1	0- 0	NON-CONFERENCE	0- 4	0- 0	1- 8				
1- 5	0- 1	0- 0	HOME	0- 1	0- 0	1- 3				
0- 5	0- 0	0- 0	AWAY	0- 3	0- 0	0- 2				
0- 3	0- 0	0- 0	NEUTRAL	0- 0	0- 0	0- 3				
7- 6	0- 0	0- 0	CONFERENCE	0- 4	0- 2	7- 0				
3- 3	0- 0	0- 0	HOME	0- 2	0- 1	3- 0				
4- 3	0- 0	0- 0	AWAY	0- 2	0- 1	4- 0				
0- 0	0- 0	0- 0	NEUTRAL	0- 0	0- 0	0- 0				

RPI 1-25				RPI 26-50				RPI 51-100				RPI 101+ Team's RPI: 275			
RPI	S	Opponent	Score	RPI	S	Opponent	Score	RPI	S	Opponent	Score	RPI	S	Opponent	Score
20	H	Temple	38 79					52	H	Georgia Tech	49 86	118	A	Stetson	43 60
								83	A	Georgia	40 82	118	H	Stetson	56 65
								91	A	Vanderbilt	54 86	171	H	Morehead St.	50 71
								92	A	Mercer	46 61	187	N	Xavier	52 75
								93	A	Jacksonville	48 72	245	H	Wofford	49 78
								93	H	Jacksonville	62 74	249	H	Jacksonville St.	59 65
								97	A	FGCU	35 69	255	N	Portland St.	61 71
								97	H	FGCU	56 75	263	A	Georgia St.	59 62
												269	A	Austin Peay	49 68
												284	H	Savannah St.	72 60
												290	A	Lipscomb	70 55
												299	A	North Florida	67 61
												299	H	North Florida	52 48
												313	A	NJIT	66 56
												313	H	NJIT	75 64
												316	A	USC Upstate	79 71
												316	H	USC Upstate	74 67
												321	N	Arkansas St.	67 70
LAST 12 Division I GAMES:															
93	H	Jacksonville	62 74	313	H	NJIT	75 64								
299	H	North Florida	52 48	316	A	USC Upstate	79 71								
118	A	Stetson	43 60	299	A	North Florida	67 61								
97	A	FGCU	35 69	93	A	Jacksonville	48 72								
313	A	NJIT	66 56	97	H	FGCU	56 75								
316	H	USC Upstate	74 67	118	H	Stetson	56 65								

Non-Div I Games:

Kennesaw St.

■ Loss,
 ■ Non-Conf,
 S Site,
 ■ Home
 ■ Away
 N Neutral

Average RPI Win:	209	WON-LOST	WINNING	LAST 10	STRENGTH OF	OPP. STRENGTH	TEAM	ADJ.	CONF.	ADJ CONF.
Average RPI Loss:	86	RECORD	PCT. RANK	GAMES	SCHEDULE	OF SCHEDULE	RPI	RPI	RPI	RPI
DIV. I ONLY	16- 11	120	8- 2	90	129	103	103	10	10	
DIV. I NON-CONF.	6- 6	165	0- 0	99	189	145	145	12	12	
TOTALS	RPI 1-25	RPI 26-50	W-L RECORDS	RPI 51-100	RPI 101-150	RPI 150+				
16- 11	0- 1	2- 2	OVERALL	2- 5	1- 1	11- 2				
9- 3	0- 0	1- 1	HOME	1- 1	0- 0	7- 1				
6- 6	0- 0	1- 0	AWAY	0- 4	1- 1	4- 1				
1- 2	0- 1	0- 1	NEUTRAL	1- 0	0- 0	0- 0				
6- 6	0- 1	0- 1	NON-CONFERENCE	1- 2	1- 0	4- 2				
4- 1	0- 0	0- 0	HOME	0- 0	0- 0	4- 1				
1- 3	0- 0	0- 0	AWAY	0- 2	1- 0	0- 1				
1- 2	0- 1	0- 1	NEUTRAL	1- 0	0- 0	0- 0				
10- 5	0- 0	2- 1	CONFERENCE	1- 3	0- 1	7- 0				
5- 2	0- 0	1- 1	HOME	1- 1	0- 0	3- 0				
5- 3	0- 0	1- 0	AWAY	0- 2	0- 1	4- 0				
0- 0	0- 0	0- 0	NEUTRAL	0- 0	0- 0	0- 0				

RPI 1-25				RPI 26-50				RPI 51-100				RPI 101+				Team's RPI: 103	
RPI	S	Opponent	Score	RPI	S	Opponent	Score	RPI	S	Opponent	Score	RPI	S	Opponent	Score		
5	N	Baylor	42 84	36	H	Central Mich.	78 91	53	A	Iowa	48 83	121	A	Ball St.	47 71		
				49	A	Ohio	68 65	65	A	Buffalo	62 77	139	A	Wright St.	79 69		
				49	H	Ohio	83 77	78	A	Minnesota	62 92	163	A	Detroit Mercy	52 73		
				50	N	Western Ky.	73 79	80	A	Northern Ill.	72 93	184	A	Western Mich.	71 67		
								80	H	Northern Ill.	97 98	210	H	Robert Morris	65 68		
								89	H	Toledo	70 60	221	H	Bradley	77 52		
								97	N	FGCU	77 64	230	H	Miami (OH)	84 66		
												239	A	Akron	72 58		
												270	A	Bowling Green	70 60		
												270	H	Bowling Green	80 78		
												285	A	Eastern Mich.	86 67		
												285	H	Eastern Mich.	83 65		
												302	H	Eastern Ky.	80 67		
												311	H	Youngstown St.	75 60		
												320	H	Fort Wayne	66 55		
LAST 12 Division I GAMES:																	
270	A	Bowling Green	70 60	270	H	Bowling Green	80 78										
49	H	Ohio	83 77	80	A	Northern Ill.	72 93										
239	A	Akron	72 58	89	H	Toledo	70 60										
285	H	Eastern Mich.	83 65	184	A	Western Mich.	71 67										
65	A	Buffalo	62 77	49	A	Ohio	68 65										
230	H	Miami (OH)	84 66	80	H	Northern Ill.	97 98										

Non-Div I Games:

Kent St.

■ Loss,
 ■ Non-Conf,
 ■ S Site,
 ■ Home
 ■ A Away
 N Neutral

Average RPI Win: 90		WON-LOST	WINNING	LAST 10	STRENGTH OF	OPP. STRENGTH	TEAM	ADJ.	CONF.	ADJ CONF.
Average RPI Loss: 24		RECORD	PCT. RANK	GAMES	SCHEDULE	OF SCHEDULE	RPI	RPI	RPI	RPI
DIV. I ONLY		20- 8	63	8- 2	2	12	14	14	2	2
DIV. I NON-CONF.		9- 4	85	0- 0	3	25	16	16	2	2
<hr/>										
TOTALS	RPI 1-25		RPI 26-50		W-L RECORDS	RPI 51-100	RPI 101-150		RPI 150+	
20- 8	4- 6		2- 1		OVERALL	6- 1	5- 0		3- 0	
15- 3	4- 2		0- 1		HOME	5- 0	4- 0		2- 0	
5- 5	0- 4		2- 0		AWAY	1- 1	1- 0		1- 0	
0- 0	0- 0		0- 0		NEUTRAL	0- 0	0- 0		0- 0	
9- 4	2- 2		0- 1		NON-CONFERENCE	2- 1	3- 0		2- 0	
9- 1	2- 0		0- 1		HOME	2- 0	3- 0		2- 0	
0- 3	0- 2		0- 0		AWAY	0- 1	0- 0		0- 0	
0- 0	0- 0		0- 0		NEUTRAL	0- 0	0- 0		0- 0	
11- 4	2- 4		2- 0		CONFERENCE	4- 0	2- 0		1- 0	
6- 2	2- 2		0- 0		HOME	3- 0	1- 0		0- 0	
5- 2	0- 2		2- 0		AWAY	1- 0	1- 0		1- 0	
0- 0	0- 0		0- 0		NEUTRAL	0- 0	0- 0		0- 0	

RPI	S	Opponent	Score
3	H	Mississippi St.	78 75
4	H	South Carolina	63 75
8	A	Duke	54 69
13	A	Louisville	67 69
15	H	Oklahoma	82 68
16	H	Miami (FL)	82 66
22	A	Missouri	67 73
22	H	Missouri	64 62
23	A	Tennessee	65 72
25	H	Texas A&M	68 77

RPI	S	Opponent	Score
28	H	Arizona St.	71 73
33	A	LSU	55 42
43	A	Auburn	64 60

RPI	S	Opponent	Score
72	A	Colorado	69 79
76	H	Middle Tenn.	61 48
79	H	New Hampshire	92 43
83	A	Georgia	66 56
83	H	Georgia	82 61
84	H	Florida	67 48
91	H	Vanderbilt	71 63

RPI	S	Opponent	Score
104	H	Washington St.	69 67
120	H	Ole Miss	89 57
127	A	Alabama	71 54
133	H	Albany (NY)	70 46
134	H	Radford	59 36
153	A	Arkansas	69 62
171	H	Morehead St.	74 47
231	H	Samford	80 57

LAST 12 Division I GAMES:

3	H	Mississippi St.	78 75
84	H	Florida	67 48
153	A	Arkansas	69 62
83	A	Georgia	66 56
91	H	Vanderbilt	71 63
4	H	South Carolina	63 75
22	A	Missouri	67 73
120	H	Ole Miss	89 57
43	A	Auburn	64 60
33	A	LSU	55 42
83	H	Georgia	82 61
127	A	Alabama	71 54

Non-Div I Games:

Kentucky

■ Loss,
 ■ Non-Conf, S Site,
 ■ Home
 ■ Away
 N Neutral

Average RPI Win: 300		WON-LOST	WINNING	LAST 10	STRENGTH OF	OPP. STRENGTH	TEAM	ADJ.	CONF.	ADJ CONF.
Average RPI Loss: 226		RECORD	PCT. RANK	GAMES	SCHEDULE	OF SCHEDULE	RPI	RPI	RPI	RPI
DIV. I ONLY		5- 22	323	2- 6	282	347	332	332	31	31
DIV. I NON-CONF.		1- 10	325	0- 1	152	305	325	325	32	32
TOTALS		RPI 1-25	RPI 26-50	W-L RECORDS	RPI 51-100	RPI 101-150	RPI 150+			
5- 22	0- 1		0- 0	OVERALL	0- 0	0- 2	5- 19			
3- 11	0- 0		0- 0	HOME	0- 0	0- 1	3- 10			
2- 9	0- 1		0- 0	AWAY	0- 0	0- 0	2- 8			
0- 2	0- 0		0- 0	NEUTRAL	0- 0	0- 1	0- 1			
1- 10	0- 1		0- 0	NON-CONFERENCE	0- 0	0- 2	1- 7			
1- 4	0- 0		0- 0	HOME	0- 0	0- 1	1- 3			
0- 4	0- 1		0- 0	AWAY	0- 0	0- 0	0- 3			
0- 2	0- 0		0- 0	NEUTRAL	0- 0	0- 1	0- 1			
4- 12	0- 0		0- 0	CONFERENCE	0- 0	0- 0	4- 12			
2- 7	0- 0		0- 0	HOME	0- 0	0- 0	2- 7			
2- 5	0- 0		0- 0	AWAY	0- 0	0- 0	2- 5			
0- 0	0- 0		0- 0	NEUTRAL	0- 0	0- 0	0- 0			

[illegible]

Non-Div I Games:

LIU Brooklyn

Loss, Non-Conf, S Site, H Home A Away N Neutral

Average RPI Win:	129	WON-LOST	WINNING	LAST 10	STRENGTH OF	OPP. STRENGTH	TEAM	ADJ.	CONF.	ADJ CONF.
Average RPI Loss:	30	RECORD	PCT. RANK	GAMES	SCHEDULE	OF SCHEDULE	RPI	RPI	RPI	RPI
DIV. I ONLY	18- 10	97	4- 6	28	11	33	33	2	2	
DIV. I NON-CONF.	11- 2	23	0- 0	60	24	27	27	2	2	
TOTALS	RPI 1-25	RPI 26-50	W-L RECORDS	RPI 51-100	RPI 101-150	RPI 150+				
18- 10	2- 7	1- 1	OVERALL	4- 2	4- 0	7- 0				
12- 3	2- 3	0- 0	HOME	4- 0	2- 0	4- 0				
3- 6	0- 0	0- 0	AWAY	0- 0	1- 0	2- 0				
3- 1	0- 1	1- 0	NEUTRAL	0- 0	1- 0	1- 0				
11- 2	0- 2	1- 0	NON-CONFERENCE	3- 0	2- 0	5- 0				
7- 1	0- 1	0- 0	HOME	3- 0	1- 0	3- 0				
1- 0	0- 0	0- 0	AWAY	0- 0	0- 0	1- 0				
3- 1	0- 1	1- 0	NEUTRAL	0- 0	1- 0	1- 0				
7- 8	2- 5	0- 1	CONFERENCE	1- 2	2- 0	2- 0				
5- 2	2- 2	0- 0	HOME	1- 0	1- 0	1- 0				
2- 6	0- 3	0- 1	AWAY	0- 2	1- 0	1- 0				
0- 0	0- 0	0- 0	NEUTRAL	0- 0	0- 0	0- 0				

RPI S	Opponent	Score	RPI S	Opponent	Score	RPI S	Opponent	Score	RPI S	Opponent	Score
1	H UConn	53 76	37	N North Carolina St.	59 58	51	H Little Rock	69 49	111	N North Carolina	70 43
3	A Mississippi St.	48 74	43	A Auburn	49 54	54	H Tulane	69 51	120	A Ole Miss	62 51
4	H South Carolina	61 84				68	H Wake Forest	60 57	127	H Alabama	48 41
14	H Kentucky	42 55				83	A Georgia	65 70	140	H TCU	67 61
17	N Kansas St.	54 69				84	H Florida	78 67	153	A Arkansas	53 52
22	H Missouri	80 71				91	A Vanderbilt	68 70	153	H Arkansas	53 46
23	A Tennessee	58 77							157	A Louisiana Tech	77 73
25	A Texas A&M	52 54							165	H Rice	66 55
25	H Texas A&M	67 63							217	H Alabama St.	93 40
									300	N UTEP	78 45
									340	H Sam Houston St.	89 41
LAST 12 Division I GAMES:											
43	A Auburn	49 54	23	A Tennessee	58 77						
83	A Georgia	65 70	153	H Arkansas	53 46						
25	H Texas A&M	67 63	25	A Texas A&M	52 54						
91	A Vanderbilt	68 70	14	H Kentucky	42 55						
120	A Ole Miss	62 51	4	H South Carolina	61 84						
127	H Alabama	48 41	22	H Missouri	80 71						

Non-Div I Games:

LSU

■ Loss,
■ Non-Conf,
■ S Site,
■ H Home
■ A Away
N Neutral

Average RPI Win:	236	WON-LOST	WINNING	LAST 10	STRENGTH OF	OPP. STRENGTH	TEAM	ADJ.	CONF.	ADJ CONF.
Average RPI Loss:	105	RECORD	PCT. RANK	GAMES	SCHEDULE	OF SCHEDULE	RPI	RPI	RPI	RPI
DIV. I ONLY	16- 12	133	6- 4	230	134	169	169	12	12	
DIV. I NON-CONF.	7- 5	137	0- 0	214	191	163	163	11	11	
TOTALS	RPI 1-25	RPI 26-50	W-L RECORDS	RPI 51-100	RPI 101-150	RPI 150+				
16- 12	0- 1	1- 2	OVERALL	1- 3	0- 5	14- 1				
7- 7	0- 0	0- 2	HOME	0- 1	0- 3	7- 1				
8- 5	0- 1	1- 0	AWAY	1- 2	0- 2	6- 0				
1- 0	0- 0	0- 0	NEUTRAL	0- 0	0- 0	1- 0				
7- 5	0- 1	0- 1	NON-CONFERENCE	1- 1	0- 1	6- 1				
4- 2	0- 0	0- 1	HOME	0- 0	0- 0	4- 1				
2- 3	0- 1	0- 0	AWAY	1- 1	0- 1	1- 0				
1- 0	0- 0	0- 0	NEUTRAL	0- 0	0- 0	1- 0				
9- 7	0- 0	1- 1	CONFERENCE	0- 2	0- 4	8- 0				
3- 5	0- 0	0- 1	HOME	0- 1	0- 3	3- 0				
6- 2	0- 0	1- 0	AWAY	0- 1	0- 1	5- 0				
0- 0	0- 0	0- 0	NEUTRAL	0- 0	0- 0	0- 0				

RPI	S	Opponent	Score	RPI	S	Opponent	Score	RPI	S	Opponent	Score	RPI	S	Opponent	Score	Team's RPI: 169
20	A	Temple	70 86	27	H	Harvard	64 66	58	A	Villanova	49 52	102	H	Saint Louis	74 79	
				44	A	Dayton	54 51	85	A	Penn	58 56	108	H	Fordham	61 66	
				46	H	George Washington	65 79	100	A	Saint Joseph's	58 67	112	A	Rider	61 74	
								100	H	Saint Joseph's	55 75	135	H	Duquesne	68 76	
												138	A	VCU	56 61	
												181	H	Fairfield	68 61	
												186	H	George Mason	59 57	
												197	H	American	63 59	
												222	A	UNCW	64 48	
												224	A	Richmond	63 58	
												230	N	Miami (OH)	79 70	
												232	A	St. Bonaventure	57 45	
												278	A	Davidson	65 58	
												301	A	Rhode Island	58 49	
												301	H	Rhode Island	70 51	
												310	A	Massachusetts	57 52	
												310	H	Massachusetts	68 64	
												318	H	Lafayette	49 56	
												323	H	UMKC	64 59	
												348	H	Delaware St.	78 38	
LAST 12 Division I GAMES:																
108	H	Fordham	61 66	301	A	Rhode Island	58 49									
310	A	Massachusetts	57 52	186	H	George Mason	59 57									
102	H	Saint Louis	74 79	310	H	Massachusetts	68 64									
100	A	Saint Joseph's	58 67	278	A	Davidson	65 58									
232	A	St. Bonaventure	57 45	224	A	Richmond	63 58									
46	H	George Washington	65 79	100	H	Saint Joseph's	55 75									

Non-Div I Games:

La Salle

■ Loss,
 ■ Non-Conf,
 ■ S Site,
 ■ Home
 ■ A Away
 N Neutral

Average RPI Win:	308	WON-LOST	WINNING	LAST 10	STRENGTH OF	OPP. STRENGTH	TEAM	ADJ.	CONF.	ADJ CONF.
Average RPI Loss:	192	RECORD	PCT. RANK	GAMES	SCHEDULE	OF SCHEDULE	RPI	RPI	RPI	RPI
DIV. I ONLY	3- 21	332	1- 9	258	283	331	331	21	21	
DIV. I NON-CONF.	1- 8	314	0- 0	308	337	343	343	19	19	
TOTALS	RPI 1-25	RPI 26-50	W-L RECORDS	RPI 51-100	RPI 101-150	RPI 150+				
3- 21	0- 0	0- 0	OVERALL	0- 3	0- 4	3- 14				
2- 9	0- 0	0- 0	HOME	0- 1	0- 2	2- 6				
1- 12	0- 0	0- 0	AWAY	0- 2	0- 2	1- 8				
0- 0	0- 0	0- 0	NEUTRAL	0- 0	0- 0	0- 0				
1- 8	0- 0	0- 0	NON-CONFERENCE	0- 0	0- 1	1- 7				
0- 4	0- 0	0- 0	HOME	0- 0	0- 0	0- 4				
1- 4	0- 0	0- 0	AWAY	0- 0	0- 1	1- 3				
0- 0	0- 0	0- 0	NEUTRAL	0- 0	0- 0	0- 0				
2- 13	0- 0	0- 0	CONFERENCE	0- 3	0- 3	2- 7				
2- 5	0- 0	0- 0	HOME	0- 1	0- 2	2- 2				
0- 8	0- 0	0- 0	AWAY	0- 2	0- 1	0- 5				
0- 0	0- 0	0- 0	NEUTRAL	0- 0	0- 0	0- 0				

RPI 1-25				RPI 26-50				RPI 51-100				RPI 101+				Team's RPI: 331	
RPI	S	Opponent	Score	RPI	S	Opponent	Score	RPI	S	Opponent	Score	RPI	S	Opponent	Score		
								51	A	Little Rock	34	78	107	H	Troy	67	94
								51	H	Little Rock	47	92	120	A	Ole Miss	40	97
								94	A	UT Arlington	59	93	149	A	Louisiana	57	67
												149	H	Louisiana	59	65	
												153	A	Arkansas	46	92	
												157	H	Louisiana Tech	53	73	
												165	H	Rice	50	93	
												168	A	Texas St.	50	63	
												213	H	Grambling	54	59	
												226	A	Ga. Southern	65	76	
												226	H	Ga. Southern	44	65	
												246	H	South Ala.	44	74	
												263	A	Georgia St.	35	87	
												263	H	Georgia St.	72	63	
												273	A	Coastal Caro.	48	75	
												280	H	McNeese	52	78	
												309	A	Nicholls St.	54	73	
												314	A	Northwestern St.	65	67	
												321	A	Arkansas St.	56	71	
												321	H	Arkansas St.	59	51	
												339	A	Houston Baptist	77	65	
LAST 12 Division I GAMES:																	
273	A	Coastal Caro.	48	75	321	H	Arkansas St.	59	51								
149	H	Louisiana	59	65	51	H	Little Rock	47	92								
246	H	South Ala.	44	74	94	A	UT Arlington	59	93								
107	H	Troy	67	94	168	A	Texas St.	50	63								
226	A	Ga. Southern	65	76	263	H	Georgia St.	72	63								
263	A	Georgia St.	35	87	226	H	Ga. Southern	44	65								

Non-Div I Games: Centenary (LA) 83 39 LSU-Alexandria 73 61

La.-Monroe

■ Loss,
 ■ Non-Conf,
 ■ S Site,
 ■ H Home
 ■ A Away
 N Neutral

Average RPI Win:	233	WON-LOST	WINNING	LAST 10	STRENGTH OF	OPP. STRENGTH	TEAM	ADJ.	CONF.	ADJ CONF.
Average RPI Loss:	175	RECORD	PCT. RANK	GAMES	SCHEDULE	OF SCHEDULE	RPI	RPI	RPI	RPI
DIV. I ONLY	2- 26	345	1- 9	129	253	318	318	23	23	
DIV. I NON-CONF.	1- 11	330	0- 0	35	176	239	239	25	25	
TOTALS	RPI 1-25	RPI 26-50	W-L RECORDS	RPI 51-100	RPI 101-150	RPI 150+				
2- 26	0- 1	0- 0	OVERALL	0- 5	0- 5	2- 15				
0- 11	0- 0	0- 0	HOME	0- 3	0- 1	0- 7				
2- 12	0- 1	0- 0	AWAY	0- 1	0- 4	2- 6				
0- 3	0- 0	0- 0	NEUTRAL	0- 1	0- 0	0- 2				
1- 11	0- 1	0- 0	NON-CONFERENCE	0- 4	0- 3	1- 3				
0- 3	0- 0	0- 0	HOME	0- 2	0- 0	0- 1				
1- 5	0- 1	0- 0	AWAY	0- 1	0- 3	1- 0				
0- 3	0- 0	0- 0	NEUTRAL	0- 1	0- 0	0- 2				
1- 15	0- 0	0- 0	CONFERENCE	0- 1	0- 2	1- 12				
0- 8	0- 0	0- 0	HOME	0- 1	0- 1	0- 6				
1- 7	0- 0	0- 0	AWAY	0- 0	0- 1	1- 6				
0- 0	0- 0	0- 0	NEUTRAL	0- 0	0- 0	0- 0				

RPI S	Opponent	Score	RPI S	Opponent	Score	RPI S	Opponent	Score	RPI S	Opponent	Score	Team's RPI: 318
13 A	Louisville	48 92				56 H	Drexel	39 81	110 A	Princeton	27 65	
						70 A	St. John's (NY)	46 64	112 A	Rider	58 76	
						75 H	Bucknell	65 79	126 A	Navy	41 76	
						85 H	Penn	47 64	126 H	Navy	65 68	
						87 N	Chattanooga	43 68	135 A	Duquesne	52 67	
									152 A	Army West Point	73 76	
									152 H	Army West Point	55 63	
									169 A	La Salle	56 49	
									192 N	Hampton	55 58	
									197 A	American	45 75	
									197 H	American	52 76	
									210 H	Robert Morris	51 62	
									243 A	Boston U.	50 68	
									243 H	Boston U.	58 75	
									248 A	Colgate	69 76	
									270 N	Bowling Green	42 69	
									277 A	Loyola Maryland	47 75	
									277 H	Loyola Maryland	55 60	
									297 A	Holy Cross	85 70	
									297 H	Holy Cross	61 67	
									306 A	Lehigh	60 69	
									306 H	Lehigh	53 56	
LAST 12 Division I GAMES:												
75 H	Bucknell	65 79	152 H	Army West Point	55 63							
306 A	Lehigh	60 69	277 A	Loyola Maryland	47 75							
197 A	American	45 75	306 H	Lehigh	53 56							
126 H	Navy	65 68	197 H	American	52 76							
297 A	Holy Cross	85 70	126 A	Navy	41 76							
243 H	Boston U.	58 75	297 H	Holy Cross	61 67							

Non-Div I Games:

Lafayette

Average RPI Win:	284	WON-LOST	WINNING	LAST 10	STRENGTH OF	OPP. STRENGTH	TEAM	ADJ.	CONF.	ADJ CONF.
Average RPI Loss:	94	RECORD	PCT. RANK	GAMES	SCHEDULE	OF SCHEDULE	RPI	RPI	RPI	RPI
DIV. I ONLY	15- 6	63	8- 2	317	231	130	130	27	27	
DIV. I NON-CONF.	3- 3	165	0- 0	191	9	124	124	27	27	
TOTALS	RPI 1-25	RPI 26-50	W-L RECORDS	RPI 51-100	RPI 101-150	RPI 150+				
15- 6	0- 2	0- 1	OVERALL	0- 1	1- 1	14- 1				
9- 0	0- 0	0- 0	HOME	0- 0	0- 0	9- 0				
6- 6	0- 2	0- 1	AWAY	0- 1	1- 1	5- 1				
0- 0	0- 0	0- 0	NEUTRAL	0- 0	0- 0	0- 0				
3- 3	0- 2	0- 1	NON-CONFERENCE	0- 0	0- 0	3- 0				
2- 0	0- 0	0- 0	HOME	0- 0	0- 0	2- 0				
1- 3	0- 2	0- 1	AWAY	0- 0	0- 0	1- 0				
0- 0	0- 0	0- 0	NEUTRAL	0- 0	0- 0	0- 0				
12- 3	0- 0	0- 0	CONFERENCE	0- 1	1- 1	11- 1				
7- 0	0- 0	0- 0	HOME	0- 0	0- 0	7- 0				
5- 3	0- 0	0- 0	AWAY	0- 1	1- 1	4- 1				
0- 0	0- 0	0- 0	NEUTRAL	0- 0	0- 0	0- 0				

RPI 1-25				RPI 26-50				RPI 51-100				RPI 101+ Team's RPI: 130			
RPI	S	Opponent	Score	RPI	S	Opponent	Score	RPI	S	Opponent	Score	RPI	S	Opponent	Score
6	A	Oregon St.	56 88	30	A	Oregon	67 84	99	A	SFA	66 74	101	A	Abilene Christian	59 77
17	A	Kansas St.	43 68									122	A	Central Ark.	70 56
												201	A	New Orleans	66 55
												201	H	New Orleans	73 42
												264	A	Canisius	65 51
												280	H	McNeese	79 57
												293	A	A&M-Corpus Christi	74 63
												293	H	A&M-Corpus Christi	65 49
												296	H	Northern Ariz.	75 60
												309	A	Nicholls St.	67 78
												314	H	Northwestern St.	73 60
												315	H	Loyola Chicago	76 50
												327	H	Southeastern La.	86 68
												329	H	Incarinate Word	83 54
												339	A	Houston Baptist	81 53
												340	A	Sam Houston St.	70 44
												340	H	Sam Houston St.	84 51
LAST 12 Division I GAMES:															
293	A	A&M-Corpus Christi	74 63	314	H	Northwestern St.	73 60								
339	A	Houston Baptist	81 53	293	H	A&M-Corpus Christi	65 49								
99	A	SFA	66 74	309	A	Nicholls St.	67 78								
340	H	Sam Houston St.	84 51	340	A	Sam Houston St.	70 44								
280	H	McNeese	79 57	101	A	Abilene Christian	59 77								
201	A	New Orleans	66 55	329	H	Incarinate Word	83 54								

Non-Div I Games: St. Thomas (TX) 95 49 Louisiana Col. 94 55 Howard Payne 93 56 Southwestern (TX) 87 41

Lamar University

Loss, Non-Conf, S Site, H Home A Away N Neutral

Average RPI Win: 293	WON-LOST	WINNING	LAST 10	STRENGTH OF	OPP. STRENGTH	TEAM	ADJ.	CONF.	ADJ CONF.
Average RPI Loss: 174	RECORD	PCT. RANK	GAMES	SCHEDULE	OF SCHEDULE	RPI	RPI	RPI	RPI
DIV. I ONLY	8- 18	271	4- 6	252	299	306	306	23	23
DIV. I NON-CONF.	4- 6	209	0- 0	206	333	256	256	25	25
TOTALS	RPI 1-25	RPI 26-50	W-L RECORDS	RPI 51-100	RPI 101-150	RPI 150+			
8- 18	0- 0	0- 0	OVERALL	0- 4	0- 4	8- 10			
6- 8	0- 0	0- 0	HOME	0- 1	0- 2	6- 5			
2- 10	0- 0	0- 0	AWAY	0- 3	0- 2	2- 5			
0- 0	0- 0	0- 0	NEUTRAL	0- 0	0- 0	0- 0			
4- 6	0- 0	0- 0	NON-CONFERENCE	0- 2	0- 2	4- 2			
3- 3	0- 0	0- 0	HOME	0- 0	0- 1	3- 2			
1- 3	0- 0	0- 0	AWAY	0- 2	0- 1	1- 0			
0- 0	0- 0	0- 0	NEUTRAL	0- 0	0- 0	0- 0			
4- 12	0- 0	0- 0	CONFERENCE	0- 2	0- 2	4- 8			
3- 5	0- 0	0- 0	HOME	0- 1	0- 1	3- 3			
1- 7	0- 0	0- 0	AWAY	0- 1	0- 1	1- 5			
0- 0	0- 0	0- 0	NEUTRAL	0- 0	0- 0	0- 0			

RPI S	Opponent	Score	RPI S	Opponent	Score	RPI S	Opponent	Score	RPI S	Opponent	Score	Team's RPI: 306
						58	A Villanova	37 59	112	H Rider	68 75	
						66	A California	63 96	126	A Navy	44 79	
						75	A Bucknell	54 73	126	H Navy	64 66	
						75	H Bucknell	58 77	135	A Duquesne	49 63	
									152	H Army West Point	71 75	
									194	H Sacred Heart	68 62	
									197	A American	51 68	
									197	H American	58 70	
									225	H Monmouth	62 73	
									243	A Boston U.	50 64	
									243	H Boston U.	64 69	
									248	A Colgate	70 75	
									274	H Norfolk St.	57 81	
									277	A Loyola Maryland	58 62	
									277	H Loyola Maryland	86 69	
									279	A Mt. St. Mary's	74 57	
									297	A Holy Cross	47 65	
									297	H Holy Cross	80 64	
									313	H NJIT	84 52	
									318	A Lafayette	56 53	
									318	H Lafayette	69 60	
									348	H Delaware St.	91 80	
LAST 12 Division I GAMES:												
248	A Colgate	70 75	277	H Loyola Maryland	86 69							
318	H Lafayette	69 60	243	A Boston U.	50 64							
126	A Navy	44 79	318	A Lafayette	56 53							
297	H Holy Cross	80 64	126	H Navy	64 66							
75	A Bucknell	54 73	297	A Holy Cross	47 65							
197	H American	58 70	75	H Bucknell	58 77							

Non-Div I Games: East Stroudsburg 78 72

Lehigh

■ Loss,
 ■ Non-Conf,
 ■ S Site,
 ■ H Home
 ■ A Away
 N Neutral

Liberty

Through Games Of Feb. 23, 2017

Average RPI Win:	266	WON-LOST	WINNING	LAST 10	STRENGTH OF	OPP. STRENGTH	TEAM	ADJ.	CONF.	ADJ CONF.
Average RPI Loss:	176	RECORD	PCT. RANK	GAMES	SCHEDULE	OF SCHEDULE	RPI	RPI	RPI	RPI
DIV. I ONLY	10- 15	235	6- 4	187	314	234	234	28	28	
DIV. I NON-CONF.	0- 10	335	0- 0	59	217	304	304	28	28	
TOTALS	RPI 1-25	RPI 26-50	W-L RECORDS	RPI 51-100	RPI 101-150	RPI 150+				
10- 15	0- 1	0- 2	OVERALL	0- 0	1- 3	9- 9				
7- 3	0- 1	0- 1	HOME	0- 0	1- 0	6- 1				
3- 8	0- 0	0- 0	AWAY	0- 0	0- 2	3- 6				
0- 4	0- 0	0- 1	NEUTRAL	0- 0	0- 1	0- 2				
0- 10	0- 1	0- 2	NON-CONFERENCE	0- 0	0- 2	0- 5				
0- 3	0- 1	0- 1	HOME	0- 0	0- 0	0- 1				
0- 3	0- 0	0- 0	AWAY	0- 0	0- 1	0- 2				
0- 4	0- 0	0- 1	NEUTRAL	0- 0	0- 1	0- 2				
10- 5	0- 0	0- 0	CONFERENCE	0- 0	1- 1	9- 4				
7- 0	0- 0	0- 0	HOME	0- 0	1- 0	6- 0				
3- 5	0- 0	0- 0	AWAY	0- 0	0- 1	3- 4				
0- 0	0- 0	0- 0	NEUTRAL	0- 0	0- 0	0- 0				

RPI 1-25				RPI 26-50				RPI 51-100				RPI 101+ Team's RPI: 234			
RPI	S	Opponent	Score	RPI	S	Opponent	Score	RPI	S	Opponent	Score	RPI	S	Opponent	Score
8	H	Duke	38 98	38	H	James Madison	48 62					122	N	Central Ark.	41 61
				44	N	Dayton	53 82					126	A	Navy	66 67
												134	A	Radford	68 76
												134	H	Radford	49 48
												189	A	UTSA	64 80
												195	A	Campbell	58 52
												208	N	UMBC	51 62
												212	H	Appalachian St.	57 66
												218	A	Presbyterian	55 56
												218	H	Presbyterian	68 60
												224	N	Richmond	54 63
												251	A	High Point	69 78
												251	H	High Point	81 74
												254	A	UNC Asheville	54 64
												266	A	Charleston So.	81 72
												266	H	Charleston So.	67 56
												298	A	Valparaiso	68 70
												312	A	Gardner-Webb	82 84
												312	H	Gardner-Webb	66 63
												336	H	Winthrop	80 51
												342	A	Longwood	71 38
												342	H	Longwood	92 47
LAST 12 Division I GAMES:															
342	A	Longwood	71 38	195	A	Campbell	58 52								
266	H	Charleston So.	67 56	336	H	Winthrop	80 51								
251	A	High Point	69 78	134	A	Radford	68 76								
218	A	Presbyterian	55 56	254	A	UNC Asheville	54 64								
134	H	Radford	49 48	342	H	Longwood	92 47								
312	H	Gardner-Webb	66 63	312	A	Gardner-Webb	82 84								

Non-Div I Games: West Liberty 64 38

Liberty

■ Loss,
■ Non-Conf,
■ S Site,
■ H Home
■ A Away
N Neutral

RPI 1-25				RPI 26-50				RPI 51-100				RPI 101+				Team's RPI: 290	
RPI	S	Opponent	Score	RPI	S	Opponent	Score	RPI	S	Opponent	Score	RPI	S	Opponent	Score		
				50	A	Western Ky.	35 87	59	A	Belmont	62 100	102	H	Saint Louis	38 83		
								93	A	Jacksonville	60 84	110	H	Princeton	43 71		
								93	H	Jacksonville	67 73	118	A	Stetson	60 66		
								97	A	FGCU	50 98	118	H	Stetson	66 91		
								97	H	FGCU	63 90	120	A	Ole Miss	49 76		
												121	A	Ball St.	78 74		
												127	A	Alabama	35 82		
												171	A	Morehead St.	53 73		
												256	H	Tennessee St.	71 77		
												261	A	Murray St.	59 79		
												265	A	Southeast Mo. St.	63 79		
												266	H	Charleston So.	52 67		
												267	H	Tennessee Tech	71 69		
												275	H	Kennesaw St.	55 70		
												277	A	Loyola Maryland	30 74		
												299	A	North Florida	60 58		
												299	H	North Florida	66 62		
												313	A	NJIT	68 76		
												313	H	NJIT	53 76		
												316	A	USC Upstate	75 89		
												316	H	USC Upstate	84 77		
LAST 12 Division I GAMES:																	
				299	H	North Florida	66 62	316	H	USC Upstate	84 77						
				93	H	Jacksonville	67 73	313	A	NJIT	68 76						
				97	A	FGCU	50 98	93	A	Jacksonville	60 84						
				118	A	Stetson	60 66	299	A	North Florida	60 58						
				316	A	USC Upstate	75 89	118	H	Stetson	66 91						
				313	H	NJIT	53 76	97	H	FGCU	63 90						

■ Loss, ■ Non-Conf, S Site, H Home A Away N Neutral

Little Rock

Through Games Of Feb. 23, 2017

Average RPI Win:	209	WON-LOST	WINNING	LAST 10	STRENGTH OF	OPP. STRENGTH	TEAM	ADJ.	CONF.	ADJ CONF.
Average RPI Loss:	55	RECORD	PCT. RANK	GAMES	SCHEDULE	OF SCHEDULE	RPI	RPI	RPI	RPI
DIV. I ONLY	20- 7	52	5- 2	111	142	51	51	21	21	
DIV. I NON-CONF.	6- 6	165	0- 1	19	17	59	59	19	19	
TOTALS	RPI 1-25	RPI 26-50	W-L RECORDS	RPI 51-100	RPI 101-150	RPI 150+				
20- 7	0- 3	0- 2	OVERALL	1- 0	5- 1	14- 1				
11- 2	0- 2	0- 0	HOME	0- 0	4- 0	7- 0				
9- 5	0- 1	0- 2	AWAY	1- 0	1- 1	7- 1				
0- 0	0- 0	0- 0	NEUTRAL	0- 0	0- 0	0- 0				
6- 6	0- 3	0- 2	NON-CONFERENCE	0- 0	2- 1	4- 0				
3- 2	0- 2	0- 0	HOME	0- 0	2- 0	1- 0				
3- 4	0- 1	0- 2	AWAY	0- 0	0- 1	3- 0				
0- 0	0- 0	0- 0	NEUTRAL	0- 0	0- 0	0- 0				
14- 1	0- 0	0- 0	CONFERENCE	1- 0	3- 0	10- 1				
8- 0	0- 0	0- 0	HOME	0- 0	2- 0	6- 0				
6- 1	0- 0	0- 0	AWAY	1- 0	1- 0	4- 1				
0- 0	0- 0	0- 0	NEUTRAL	0- 0	0- 0	0- 0				

RPI 1-25				RPI 26-50				RPI 51-100				RPI 101+			
RPI	S	Opponent	Score	RPI	S	Opponent	Score	RPI	S	Opponent	Score	RPI	S	Opponent	Score
3	H	Mississippi St.	44 58	31	A	Green Bay	31 57	94	A	UT Arlington	58 49	102	H	Saint Louis	56 43
15	A	Oklahoma	58 68	33	A	LSU	49 69					107	H	Troy	77 74
25	H	Texas A&M	37 55									108	A	Fordham	43 65
												148	H	Oral Roberts	56 50
												149	A	Louisiana	82 64
												149	H	Louisiana	64 60
												161	A	Missouri St.	58 47
												162	A	Tulsa	63 58
												167	A	Memphis	54 44
												168	A	Texas St.	47 64
												187	H	North Texas	55 44
												212	A	Appalachian St.	77 69
												212	H	Appalachian St.	67 55
												226	H	Ga. Southern	57 41
												246	H	South Ala.	71 54
												273	A	Coastal Caro.	74 66
												273	H	Coastal Caro.	79 47
												321	A	Arkansas St.	60 35
												321	H	Arkansas St.	73 59
												331	A	La.-Monroe	92 47
												331	H	La.-Monroe	78 34
LAST 12 Division I GAMES:															
108	A	Fordham	43 65	212	H	Appalachian St.	67 55								
226	H	Ga. Southern	57 41	149	A	Louisiana	82 64								
321	A	Arkansas St.	60 35	331	A	La.-Monroe	92 47								
168	A	Texas St.	47 64	246	H	South Ala.	71 54								
94	A	UT Arlington	58 49	107	H	Troy	77 74								
273	H	Coastal Caro.	79 47	321	H	Arkansas St.	73 59								

Non-Div I Games:

Little Rock

Loss, Non-Conf, S Site, H Home A Away N Neutral

Average RPI Win:	220	WON-LOST	WINNING	LAST 10	STRENGTH OF	OPP. STRENGTH	TEAM	ADJ.	CONF.	ADJ CONF.
Average RPI Loss:	118	RECORD	PCT. RANK	GAMES	SCHEDULE	OF SCHEDULE	RPI	RPI	RPI	RPI
DIV. I ONLY	18- 9	84	7- 3	194	180	109	109	25	25	
DIV. I NON-CONF.	8- 6	141	0- 0	142	69	106	106	23	23	
TOTALS	RPI 1-25	RPI 26-50	W-L RECORDS	RPI 51-100	RPI 101-150	RPI 150+				
18- 9	0- 1	1- 1	OVERALL	2- 3	0- 1	15- 3				
9- 1	0- 1	0- 0	HOME	1- 0	0- 0	8- 0				
7- 5	0- 0	0- 0	AWAY	1- 1	0- 1	6- 3				
2- 3	0- 0	1- 1	NEUTRAL	0- 2	0- 0	1- 0				
8- 6	0- 1	1- 1	NON-CONFERENCE	0- 3	0- 1	7- 0				
3- 1	0- 1	0- 0	HOME	0- 0	0- 0	3- 0				
3- 2	0- 0	0- 0	AWAY	0- 1	0- 1	3- 0				
2- 3	0- 0	1- 1	NEUTRAL	0- 2	0- 0	1- 0				
10- 3	0- 0	0- 0	CONFERENCE	2- 0	0- 0	8- 3				
6- 0	0- 0	0- 0	HOME	1- 0	0- 0	5- 0				
4- 3	0- 0	0- 0	AWAY	1- 0	0- 0	3- 3				
0- 0	0- 0	0- 0	NEUTRAL	0- 0	0- 0	0- 0				

RPI 1-25				RPI 26-50				RPI 51-100				RPI 101+ Team's RPI: 109			
RPI	S	Opponent	Score	RPI	S	Opponent	Score	RPI	S	Opponent	Score	RPI	S	Opponent	Score
8	H	Duke	46 83	32	N	South Fla.	73 68	64	A	Southern California	74 82	141	A	San Francisco	71 73
				42	N	Quinnipiac	60 63	67	N	Oklahoma St.	57 63	170	A	CSUN	56 63
								84	N	Florida	53 83	172	H	Houston	65 55
								98	A	UC Davis	64 51	173	H	Columbia	73 60
								98	H	UC Davis	64 62	174	A	UC Riverside	73 66
												174	H	UC Riverside	55 51
												204	A	Loyola Marymount	81 78
												236	A	UC Santa Barbara	60 65
												236	H	UC Santa Barbara	59 45
												238	H	Pacific	66 58
												243	N	Boston U.	61 48
												253	A	Cal Poly	67 69
												253	H	Cal Poly	83 80
												258	H	Hawaii	68 57
												283	A	Nevada	97 93
												304	A	Pepperdine	44 41
												324	A	UC Irvine	68 63
												345	A	Cal St. Fullerton	65 48
												345	H	Cal St. Fullerton	84 55
LAST 12 Division I GAMES:															
174	A	UC Riverside	73 66	174	H	UC Riverside	55 51	345	A	Cal St. Fullerton	65 48				
236	H	UC Santa Barbara	59 45	98	H	UC Davis	64 62	236	A	UC Santa Barbara	60 65				
253	A	Cal Poly	67 69	236	A	UC Santa Barbara	60 65	253	H	Cal Poly	83 80				
345	H	Cal St. Fullerton	84 55	253	H	Cal Poly	83 80	98	A	UC Davis	64 51				
324	A	UC Irvine	68 63												
170	A	CSUN	56 63												

Non-Div I Games: Biola 76 48

Long Beach St.

■ Loss,
 ■ Non-Conf,
 ■ S Site,
 ■ Home
 ■ A Away
 N Neutral

Average RPI Win:	342	WON-LOST	WINNING	LAST 10	STRENGTH OF	OPP. STRENGTH	TEAM	ADJ.	CONF.	ADJ CONF.
Average RPI Loss:	211	RECORD	PCT. RANK	GAMES	SCHEDULE	OF SCHEDULE	RPI	RPI	RPI	RPI
DIV. I ONLY	3- 21	332	1- 9	296	335	342	342	28	28	
DIV. I NON-CONF.	2- 7	284	0- 0	227	323	291	291	28	28	
TOTALS	RPI 1-25	RPI 26-50	W-L RECORDS	RPI 51-100	RPI 101-150	RPI 150+				
3- 21	0- 1	0- 1	OVERALL	0- 1	0- 3	3- 15				
2- 8	0- 0	0- 0	HOME	0- 0	0- 1	2- 7				
1- 13	0- 0	0- 0	AWAY	0- 1	0- 1	1- 3				
0- 0	0- 0	0- 0	NEUTRAL	0- 0	0- 0	0- 0				
2- 7	0- 1	0- 1	NON-CONFERENCE	0- 1	0- 1	2- 3				
1- 1	0- 0	0- 0	HOME	0- 0	0- 0	1- 1				
1- 6	0- 1	0- 1	AWAY	0- 1	0- 1	1- 2				
0- 0	0- 0	0- 0	NEUTRAL	0- 0	0- 0	0- 0				
1- 14	0- 0	0- 0	CONFERENCE	0- 0	0- 2	1- 12				
1- 7	0- 0	0- 0	HOME	0- 0	0- 1	1- 6				
0- 7	0- 0	0- 0	AWAY	0- 0	0- 1	0- 6				
0- 0	0- 0	0- 0	NEUTRAL	0- 0	0- 0	0- 0				

RPI 1-25				RPI 26-50				RPI 51-100				RPI 101+ Team's RPI: 342			
RPI	S	Opponent	Score	RPI	S	Opponent	Score	RPI	S	Opponent	Score	RPI	S	Opponent	Score
8	A	Duke	48 105	41	A	Marquette	37 87	57	A	West Virginia	40 107	113	A	Charlotte	41 66
												134	A	Radford	55 73
												134	H	Radford	34 74
												195	A	Campbell	50 74
												195	H	Campbell	54 66
												218	A	Presbyterian	55 65
												234	A	Liberty	47 92
												234	H	Liberty	38 71
												251	H	High Point	49 80
												254	A	UNC Asheville	53 84
												254	H	UNC Asheville	53 80
												256	A	Marshall	50 70
												266	H	Charleston So.	47 62
												274	H	Norfolk St.	56 85
												312	A	Gardner-Webb	55 89
												312	H	Gardner-Webb	43 77
												336	A	Winthrop	72 78
												336	H	Winthrop	83 78
												341	A	UMass Lowell	72 59
												344	A	Fairleigh Dickinson	59 75
												348	H	Delaware St.	88 77
LAST 12 Division I GAMES:															
234	H	Liberty	38 71	251	H	High Point	49 80								
254	A	UNC Asheville	53 84	266	H	Charleston So.	47 62								
134	H	Radford	34 74	336	A	Winthrop	72 78								
336	H	Winthrop	83 78	195	H	Campbell	54 66								
312	A	Gardner-Webb	55 89	234	A	Liberty	47 92								
195	A	Campbell	50 74	134	A	Radford	55 73								

Non-Div I Games: West Va. Tech 58 76 Milligan 71 47

Longwood

Loss, Non-Conf, S Site, H Home A Away N Neutral

Average RPI Win: 261	WON-LOST	WINNING	LAST 10	STRENGTH OF	OPP. STRENGTH	TEAM	ADJ.	CONF.	ADJ CONF.
Average RPI Loss: 111	RECORD	PCT. RANK	GAMES	SCHEDULE	OF SCHEDULE	RPI	RPI	RPI	RPI
DIV. I ONLY	14- 8	103	6- 4	256	219	149	149	21	21
DIV. I NON-CONF.	4- 3	141	0- 0	179	180	156	156	19	19
TOTALS	RPI 1-25	RPI 26-50	W-L RECORDS	RPI 51-100	RPI 101-150	RPI 150+			
14- 8	0- 1	0- 0	OVERALL	0- 3	1- 1	13- 3			
8- 2	0- 0	0- 0	HOME	0- 1	1- 0	7- 1			
5- 5	0- 0	0- 0	AWAY	0- 1	0- 1	5- 0			
1- 1	0- 1	0- 0	NEUTRAL	0- 0	0- 0	1- 0			
4- 3	0- 1	0- 0	NON-CONFERENCE	0- 0	0- 1	4- 1			
2- 1	0- 0	0- 0	HOME	0- 0	0- 0	2- 1			
1- 1	0- 0	0- 0	AWAY	0- 0	0- 1	1- 0			
1- 1	0- 1	0- 0	NEUTRAL	0- 0	0- 0	1- 0			
10- 5	0- 0	0- 0	CONFERENCE	0- 3	1- 0	9- 2			
6- 1	0- 0	0- 0	HOME	0- 1	1- 0	5- 0			
4- 4	0- 0	0- 0	AWAY	0- 2	0- 0	4- 2			
0- 0	0- 0	0- 0	NEUTRAL	0- 0	0- 0	0- 0			

RPI 1-25				RPI 26-50				RPI 51-100				RPI 101+ Team's RPI: 149			
RPI	S	Opponent	Score	RPI	S	Opponent	Score	RPI	S	Opponent	Score	RPI	S	Opponent	Score
2	N	Notre Dame	51 91					51	A	Little Rock	60 64	107	H	Troy	80 72
								51	H	Little Rock	64 82	123	A	Southern Miss.	49 71
								94	A	UT Arlington	66 79	157	H	Louisiana Tech	80 72
												168	A	Texas St.	40 62
												172	H	Houston	64 69
												212	A	Appalachian St.	68 58
												226	A	Ga. Southern	60 63
												226	H	Ga. Southern	79 52
												246	H	South Ala.	62 38
												263	A	Georgia St.	70 64
												263	H	Georgia St.	72 65
												265	N	Southeast Mo. St.	82 78
												280	A	McNeese	77 70
												321	A	Arkansas St.	80 72
												321	H	Arkansas St.	72 60
												327	H	Southeastern La.	86 77
												331	A	La.-Monroe	65 59
												331	H	La.-Monroe	67 57
LAST 12 Division I GAMES:															
212	A	Appalachian St.	68 58	51	H	Little Rock	64 82								
331	A	La.-Monroe	65 59	321	H	Arkansas St.	72 60								
107	H	Troy	80 72	168	A	Texas St.	40 62								
246	H	South Ala.	62 38	94	A	UT Arlington	66 79								
263	A	Georgia St.	70 64	226	H	Ga. Southern	79 52								
226	A	Ga. Southern	60 63	263	H	Georgia St.	72 65								

Non-Div I Games: Xavier (LA) 74 55 Southern-N.O. 87 57

Louisiana

■ Loss,
 ■ Non-Conf,
 ■ S Site,
 ■ Home
 ■ A Away
 N Neutral

Average RPI Win:	231	WON-LOST	WINNING	LAST 10	STRENGTH OF	OPP. STRENGTH	TEAM	ADJ.	CONF.	ADJ CONF.
Average RPI Loss:	122	RECORD	PCT. RANK	GAMES	SCHEDULE	OF SCHEDULE	RPI	RPI	RPI	RPI
DIV. I ONLY	15- 11	129	8- 2	215	144	157	157	14	14	
DIV. I NON-CONF.	4- 6	209	0- 0	196	182	215	215	16	16	
TOTALS	RPI 1-25	RPI 26-50	W-L RECORDS	RPI 51-100	RPI 101-150	RPI 150+				
15- 11	0- 0	0- 3	OVERALL	0- 2	2- 3	13- 3				
8- 5	0- 0	0- 2	HOME	0- 2	2- 1	6- 0				
7- 6	0- 0	0- 1	AWAY	0- 0	0- 2	7- 3				
0- 0	0- 0	0- 0	NEUTRAL	0- 0	0- 0	0- 0				
4- 6	0- 0	0- 2	NON-CONFERENCE	0- 1	0- 2	4- 1				
2- 3	0- 0	0- 2	HOME	0- 1	0- 0	2- 0				
2- 3	0- 0	0- 0	AWAY	0- 0	0- 2	2- 1				
0- 0	0- 0	0- 0	NEUTRAL	0- 0	0- 0	0- 0				
11- 5	0- 0	0- 1	CONFERENCE	0- 1	2- 1	9- 2				
6- 2	0- 0	0- 0	HOME	0- 1	2- 1	4- 0				
5- 3	0- 0	0- 1	AWAY	0- 0	0- 0	5- 2				
0- 0	0- 0	0- 0	NEUTRAL	0- 0	0- 0	0- 0				

RPI S	Opponent	Score	RPI S	Opponent	Score	RPI S	Opponent	Score	RPI S	Opponent	Score	Team's RPI: 157
33	H LSU	73 77	76	H Middle Tenn.	65 79	113	H Charlotte	80 54	115	A Clemson	67 78	
43	H Auburn	66 76	99	H SFA	58 60	117	H Old Dominion	64 69	123	H Southern Miss.	72 61	
50	A Western Ky.	58 67				149	A Louisiana	72 80	165	A Rice	70 67	
						167	A Memphis	54 56	182	H UAB	64 63	
						187	A North Texas	72 65	187	H North Texas	65 49	
						189	A UTSA	61 63	189	H UTSA	77 71	
						213	H Grambling	69 55	256	A Marshall	72 54	
						280	A McNeese	66 56	291	A FIU	76 63	
						300	A UTEP	62 69	300	H UTEP	69 61	
						309	H Nicholls St.	68 52	331	A La.-Monroe	73 53	
						335	A Fla. Atlantic	76 52				
LAST 12 Division I GAMES:												
187	H North Texas	65 49	50	A Western Ky.	58 67							
291	A FIU	76 63	76	H Middle Tenn.	65 79							
335	A Fla. Atlantic	76 52	182	H UAB	64 63							
189	H UTSA	77 71	187	A North Texas	72 65							
300	H UTEP	69 61	165	A Rice	70 67							
256	A Marshall	72 54	117	H Old Dominion	64 69							

Non-Div I Games: LSU-Alexandria 103 63

Louisiana Tech

■ Loss,
 ■ Non-Conf, S Site,
 ■ Home
 ■ Away
 N Neutral

Louisville

Through Games Of Feb. 23, 2017

Average RPI Win:	112	WON-LOST	WINNING	LAST 10	STRENGTH OF	OPP. STRENGTH	TEAM	ADJ.	CONF.	ADJ CONF.
Average RPI Loss:	14	RECORD	PCT. RANK	GAMES	SCHEDULE	OF SCHEDULE	RPI	RPI	RPI	RPI
DIV. I ONLY	24- 6	21	8- 2	11	27	13	13	3	3	
DIV. I NON-CONF.	13- 2	20	1- 0	34	29	10	10	4	4	
TOTALS	RPI 1-25	RPI 26-50	W-L RECORDS	RPI 51-100	RPI 101-150	RPI 150+				
24- 6	2- 5	6- 1	OVERALL	6- 0	4- 0	6- 0				
16- 2	2- 1	4- 1	HOME	3- 0	2- 0	5- 0				
8- 3	0- 3	2- 0	AWAY	3- 0	2- 0	1- 0				
0- 1	0- 1	0- 0	NEUTRAL	0- 0	0- 0	0- 0				
13- 2	1- 2	3- 0	NON-CONFERENCE	4- 0	0- 0	5- 0				
9- 1	1- 1	2- 0	HOME	2- 0	0- 0	4- 0				
4- 0	0- 0	1- 0	AWAY	2- 0	0- 0	1- 0				
0- 1	0- 1	0- 0	NEUTRAL	0- 0	0- 0	0- 0				
11- 4	1- 3	3- 1	CONFERENCE	2- 0	4- 0	1- 0				
7- 1	1- 0	2- 1	HOME	1- 0	2- 0	1- 0				
4- 3	0- 3	1- 0	AWAY	1- 0	2- 0	0- 0				
0- 0	0- 0	0- 0	NEUTRAL	0- 0	0- 0	0- 0				

RPI	S	Opponent	Score	RPI	S	Opponent	Score	RPI	S	Opponent	Score	RPI	S	Opponent	Score
2	A	Notre Dame	66 85	29	H	Syracuse	91 76	52	H	Georgia Tech	91 51	111	H	North Carolina	87 57
4	N	South Carolina	59 83	32	A	South Fla.	66 52	59	H	Belmont	73 50	115	A	Clemson	60 46
8	A	Duke	55 58	35	H	South Dakota St.	83 30	76	A	Middle Tenn.	91 72	143	A	Pittsburgh	63 48
11	A	Florida St.	65 72	37	H	North Carolina St.	70 72	87	H	Chattanooga	63 47	143	H	Pittsburgh	73 52
14	H	Kentucky	69 67	48	A	Virginia	86 81	90	A	Virginia Tech	88 70	164	H	Boston College	68 43
16	H	Miami (FL)	63 59	48	H	Virginia	66 55	91	A	Vanderbilt	78 66	193	H	Col. of Charleston	86 58
21	H	Maryland	72 78	50	H	Western Ky.	68 61					241	A	UT Martin	100 57
												260	H	Evansville	89 47
												270	H	Bowling Green	83 58
												318	H	Lafayette	92 48
LAST 12 Division I GAMES:															
48	H	Virginia	66 55	143	A	Pittsburgh	63 48								
111	H	North Carolina	87 57	115	A	Clemson	60 46								
164	H	Boston College	68 43	32	A	South Fla.	66 52								
90	A	Virginia Tech	88 70	52	H	Georgia Tech	91 51								
2	A	Notre Dame	66 85	16	H	Miami (FL)	63 59								
37	H	North Carolina St.	70 72	11	A	Florida St.	65 72								

Non-Div I Games:

Louisville

■ Loss,
■ Non-Conf, S Site,
■ Home
■ Away
N Neutral

Average RPI Win:	323	WON-LOST	WINNING	LAST 10	STRENGTH OF	OPP. STRENGTH	TEAM	ADJ.	CONF.	ADJ CONF.
Average RPI Loss:	136	RECORD	PCT. RANK	GAMES	SCHEDULE	OF SCHEDULE	RPI	RPI	RPI	RPI
DIV. I ONLY	2- 23	344	0- 10	91	166	315	315	16	16	
DIV. I NON-CONF.	1- 10	325	0- 0	43	123	262	262	14	14	
TOTALS	RPI 1-25	RPI 26-50	W-L RECORDS	RPI 51-100	RPI 101-150	RPI 150+				
2- 23	0- 2	0- 3	OVERALL	0- 3	0- 5	2- 10				
2- 9	0- 1	0- 1	HOME	0- 2	0- 1	2- 4				
0- 12	0- 1	0- 2	AWAY	0- 1	0- 2	0- 6				
0- 2	0- 0	0- 0	NEUTRAL	0- 0	0- 2	0- 0				
1- 10	0- 2	0- 1	NON-CONFERENCE	0- 1	0- 5	1- 1				
1- 3	0- 1	0- 0	HOME	0- 1	0- 1	1- 0				
0- 5	0- 1	0- 1	AWAY	0- 0	0- 2	0- 1				
0- 2	0- 0	0- 0	NEUTRAL	0- 0	0- 2	0- 0				
1- 13	0- 0	0- 2	CONFERENCE	0- 2	0- 0	1- 9				
1- 6	0- 0	0- 1	HOME	0- 1	0- 0	1- 4				
0- 7	0- 0	0- 1	AWAY	0- 1	0- 0	0- 5				
0- 0	0- 0	0- 0	NEUTRAL	0- 0	0- 0	0- 0				

RPI 1-25			RPI 26-50			RPI 51-100			RPI 101+ Team's RPI: 315		
RPI	S	Opponent	Score	RPI	S	Opponent	Score	RPI	S	Opponent	Score
16	A	Miami (FL)	43 81	34	A	Drake	46 89	60	A	UNI	30 68
19	H	DePaul	46 107	34	H	Drake	42 86	60	H	UNI	43 89
				36	A	Central Mich.	57 95	80	H	Northern Ill.	70 90
LAST 12 Division I GAMES:											
34	H	Drake	42 86	161	H	Missouri St.	32 60				
60	H	UNI	43 89	60	A	UNI	30 68				
205	A	Indiana St.	32 53	34	A	Drake	46 89				
308	A	Illinois St.	51 63	205	H	Indiana St.	38 48				
221	A	Bradley	45 72	221	H	Bradley	53 60				
198	H	Wichita St.	64 83	308	H	Illinois St.	64 61				

Non-Div I Games:

Loyola Chicago

■ Loss,
■ Non-Conf,
■ S Site,
■ H Home
■ A Away
N Neutral

Loyola Maryland

Through Games Of Feb. 23, 2017

Average RPI Win:	272	WON-LOST	WINNING	LAST 10	STRENGTH OF	OPP. STRENGTH	TEAM	ADJ.	CONF.	ADJ CONF.
Average RPI Loss:	161	RECORD	PCT. RANK	GAMES	SCHEDULE	OF SCHEDULE	RPI	RPI	RPI	RPI
DIV. I ONLY	9- 18	259	2- 8	184	267	277	277	23	23	
DIV. I NON-CONF.	4- 7	224	0- 0	150	228	220	220	25	25	
TOTALS	RPI 1-25	RPI 26-50	W-L RECORDS	RPI 51-100	RPI 101-150	RPI 150+				
9- 18	0- 1	0- 1	OVERALL	0- 2	0- 5	9- 9				
7- 8	0- 1	0- 0	HOME	0- 1	0- 2	7- 4				
2- 10	0- 0	0- 1	AWAY	0- 1	0- 3	2- 5				
0- 0	0- 0	0- 0	NEUTRAL	0- 0	0- 0	0- 0				
4- 7	0- 1	0- 1	NON-CONFERENCE	0- 0	0- 3	4- 2				
3- 3	0- 1	0- 0	HOME	0- 0	0- 1	3- 1				
1- 4	0- 0	0- 1	AWAY	0- 0	0- 2	1- 1				
0- 0	0- 0	0- 0	NEUTRAL	0- 0	0- 0	0- 0				
5- 11	0- 0	0- 0	CONFERENCE	0- 2	0- 2	5- 7				
4- 5	0- 0	0- 0	HOME	0- 1	0- 1	4- 3				
1- 6	0- 0	0- 0	AWAY	0- 1	0- 1	1- 4				
0- 0	0- 0	0- 0	NEUTRAL	0- 0	0- 0	0- 0				

RPI 1-25				RPI 26-50				RPI 51-100				RPI 101+ Team's RPI: 277			
RPI	S	Opponent	Score	RPI	S	Opponent	Score	RPI	S	Opponent	Score	RPI	S	Opponent	Score
21	H	Maryland	60 79	46	A	George Washington	64 74	75	A	Bucknell	39 57	119	A	Cornell	50 58
								75	H	Bucknell	66 72	126	A	Navy	51 77
												126	H	Navy	43 55
												131	H	Delaware	45 47
												143	A	Pittsburgh	44 74
												152	A	Army West Point	48 67
												152	H	Army West Point	71 62
												173	H	Columbia	53 65
												181	A	Fairfield	57 58
												197	H	American	45 60
												208	A	UMBC	70 65
												243	A	Boston U.	58 61
												243	H	Boston U.	55 67
												248	A	Colgate	62 76
												248	H	Colgate	87 77
												279	H	Mt. St. Mary's	58 53
												290	H	Lipscomb	74 30
												297	H	Holy Cross	58 59
												306	A	Lehigh	69 86
												306	H	Lehigh	62 58
												318	A	Lafayette	60 55
												318	H	Lafayette	75 47
												326	H	St. Francis Brooklyn	69 60
LAST 12 Division I GAMES:															
297	H	Holy Cross	58 59	306	A	Lehigh	69 86								
248	A	Colgate	62 76	318	H	Lafayette	75 47								
75	A	Bucknell	39 57	248	H	Colgate	87 77								
243	H	Boston U.	55 67	75	H	Bucknell	66 72								
126	H	Navy	43 55	243	A	Boston U.	58 61								
152	A	Army West Point	48 67	126	A	Navy	51 77								

Non-Div I Games:

Loyola Maryland

Loss, Non-Conf, S Site, H Home A Away N Neutral

Average RPI Win:	239	WON-LOST	WINNING	LAST 10	STRENGTH OF	OPP. STRENGTH	TEAM	ADJ.	CONF.	ADJ CONF.
Average RPI Loss:	128	RECORD	PCT. RANK	GAMES	SCHEDULE	OF SCHEDULE	RPI	RPI	RPI	RPI
DIV. I ONLY	13- 15	191	6- 4	212	170	204	204	15	15	
DIV. I NON-CONF.	5- 6	186	0- 0	239	219	218	218	13	13	
TOTALS	RPI 1-25	RPI 26-50	W-L RECORDS	RPI 51-100	RPI 101-150	RPI 150+				
13- 15	0- 0	0- 0	OVERALL	1- 5	1- 6	11- 4				
8- 6	0- 0	0- 0	HOME	1- 2	1- 3	6- 1				
5- 9	0- 0	0- 0	AWAY	0- 1	0- 0	5- 1				
0- 0	0- 0	0- 0	NEUTRAL	0- 0	0- 0	0- 0				
5- 6	0- 0	0- 0	NON-CONFERENCE	0- 2	0- 3	5- 1				
2- 4	0- 0	0- 0	HOME	0- 1	0- 2	2- 1				
3- 2	0- 0	0- 0	AWAY	0- 1	0- 1	3- 0				
0- 0	0- 0	0- 0	NEUTRAL	0- 0	0- 0	0- 0				
8- 9	0- 0	0- 0	CONFERENCE	1- 3	1- 3	6- 3				
6- 2	0- 0	0- 0	HOME	1- 1	1- 1	4- 0				
2- 7	0- 0	0- 0	AWAY	0- 2	0- 2	2- 3				
0- 0	0- 0	0- 0	NEUTRAL	0- 0	0- 0	0- 0				

RPI S	Opponent	Score	RPI S	Opponent	Score	RPI S	Opponent	Score	RPI S	Opponent	Score	Team's RPI: 204
						59	H Belmont	72 79	102	H Saint Louis	76 90	
						67	A Oklahoma St.	58 66	104	A Washington St.	45 92	
						74	A Gonzaga	61 73	109	H Long Beach St.	78 81	
						74	H Gonzaga	56 80	132	A St. Mary's (CA)	59 74	
						96	A BYU	59 76	132	H St. Mary's (CA)	72 57	
						96	H BYU	77 74	141	A San Francisco	73 89	
									141	H San Francisco	72 79	
									151	A Santa Clara	64 71	
									151	H Santa Clara	61 50	
									174	H UC Riverside	72 75	
									219	A Seattle U	62 59	
									227	A San Diego	58 61	
									227	H San Diego	63 55	
									236	H UC Santa Barbara	57 55	
									238	A Pacific	65 52	
									262	A Portland	56 71	
									262	H Portland	69 54	
									271	A San Diego St.	60 53	
									304	A Pepperdine	87 78	
									304	H Pepperdine	72 60	
									324	H UC Irvine	58 39	
									345	A Cal St. Fullerton	77 62	
LAST 12 Division I GAMES:												
141	A	San Francisco	73 89	227	H	San Diego	63 55					
304	A	Pepperdine	87 78	96	H	BYU	77 74					
132	H	St. Mary's (CA)	72 57	238	A	Pacific	65 52					
262	A	Portland	56 71	151	H	Santa Clara	61 50					
74	A	Gonzaga	61 73	227	A	San Diego	58 61					
141	H	San Francisco	72 79	262	H	Portland	69 54					

Non-Div I Games:

Loyola Marymount

■ Loss,
■ Non-Conf,
■ S Site,
■ H Home
■ A Away
N Neutral

Average RPI Win: 217	WON-LOST	WINNING	LAST 10	STRENGTH OF	OPP. STRENGTH	TEAM	ADJ.	CONF.	ADJ CONF.
Average RPI Loss: 120	RECORD	PCT. RANK	GAMES	SCHEDULE	OF SCHEDULE	RPI	RPI	RPI	RPI
DIV. I ONLY	15- 15	171	5- 5	133	132	142	142	22	22
DIV. I NON-CONF.	7- 8	181	0- 0	85	26	103	103	22	22
TOTALS	RPI 1-25	RPI 26-50	W-L RECORDS	RPI 51-100	RPI 101-150	RPI 150+			
15- 15	0- 3	0- 1	OVERALL	2- 3	1- 2	12- 6			
9- 2	0- 1	0- 0	HOME	1- 1	1- 0	7- 0			
3- 12	0- 2	0- 1	AWAY	0- 2	0- 2	3- 5			
3- 1	0- 0	0- 0	NEUTRAL	1- 0	0- 0	2- 1			
7- 8	0- 3	0- 1	NON-CONFERENCE	2- 1	0- 1	5- 2			
3- 1	0- 1	0- 0	HOME	1- 0	0- 0	2- 0			
1- 6	0- 2	0- 1	AWAY	0- 1	0- 1	1- 1			
3- 1	0- 0	0- 0	NEUTRAL	1- 0	0- 0	2- 1			
8- 7	0- 0	0- 0	CONFERENCE	0- 2	1- 1	7- 4			
6- 1	0- 0	0- 0	HOME	0- 1	1- 0	5- 0			
2- 6	0- 0	0- 0	AWAY	0- 1	0- 1	2- 4			
0- 0	0- 0	0- 0	NEUTRAL	0- 0	0- 0	0- 0			

RPI 1-25				RPI 26-50				RPI 51-100				RPI 101+ Team's RPI: 142			
RPI	S	Opponent	Score	RPI	S	Opponent	Score	RPI	S	Opponent	Score	RPI	S	Opponent	Score
3	H	Mississippi St.	43 87	27	A	Harvard	62 69	54	A	Tulane	62 77	115	A	Clemson	61 69
4	A	South Carolina	42 79					79	A	New Hampshire	44 50	133	A	Albany (NY)	60 64
16	A	Miami (FL)	51 76					79	H	New Hampshire	57 65	133	H	Albany (NY)	84 71
								82	H	Purdue	67 47	156	H	Northeastern	68 49
								87	N	Chattanooga	49 39	164	A	Boston College	53 64
												180	A	Hartford	66 60
												180	H	Hartford	73 62
												192	N	Hampton	49 58
												199	N	ETSU	61 48
												207	A	Binghamton	52 58
												208	A	UMBC	62 66
												208	H	UMBC	72 40
												235	H	Dartmouth	60 55
												240	A	Stony Brook	41 55
												240	H	Stony Brook	78 71
												272	A	Bryant	77 52
												281	A	Vermont	52 55
												281	H	Vermont	59 43
												325	N	Saint Peter's	59 43
												341	A	UMass Lowell	65 44
												341	H	UMass Lowell	76 50
LAST 12 Division I GAMES:															
133	A	Albany (NY)	60 64	281	H	Vermont	59 43								
79	H	New Hampshire	57 65	207	A	Binghamton	52 58								
240	H	Stony Brook	78 71	133	H	Albany (NY)	84 71								
341	H	UMass Lowell	76 50	79	A	New Hampshire	44 50								
180	A	Hartford	66 60	180	H	Hartford	73 62								
208	A	UMBC	62 66	240	A	Stony Brook	41 55								

Non-Div I Games:

Maine

■ Loss,
■ Non-Conf,
■ S Site,
■ H Home
■ A Away
N Neutral

Average RPI Win:	247	WON-LOST	WINNING	LAST 10	STRENGTH OF	OPP. STRENGTH	TEAM	ADJ.	CONF.	ADJ CONF.
Average RPI Loss:	155	RECORD	PCT. RANK	GAMES	SCHEDULE	OF SCHEDULE	RPI	RPI	RPI	RPI
DIV. I ONLY	8- 19	277	3- 7	164	241	259	259	18	18	
DIV. I NON-CONF.	4- 5	198	0- 0	58	310	140	140	17	17	
TOTALS	RPI 1-25	RPI 26-50	W-L RECORDS	RPI 51-100	RPI 101-150	RPI 150+				
8- 19	0- 0	0- 2	OVERALL	0- 3	1- 5	7- 9				
4- 9	0- 0	0- 1	HOME	0- 1	1- 2	3- 5				
4- 10	0- 0	0- 1	AWAY	0- 0	0- 1	4- 0				
0- 0	0- 0	0- 0	NEUTRAL	0- 0	0- 0	0- 0				
4- 5	0- 0	0- 0	NON-CONFERENCE	0- 3	1- 1	3- 1				
2- 2	0- 0	0- 0	HOME	0- 1	1- 0	1- 1				
2- 3	0- 0	0- 0	AWAY	0- 2	0- 1	2- 0				
0- 0	0- 0	0- 0	NEUTRAL	0- 0	0- 0	0- 0				
4- 14	0- 0	0- 2	CONFERENCE	0- 0	0- 4	4- 8				
2- 7	0- 0	0- 1	HOME	0- 0	0- 2	2- 4				
2- 7	0- 0	0- 1	AWAY	0- 0	0- 2	2- 4				
0- 0	0- 0	0- 0	NEUTRAL	0- 0	0- 0	0- 0				

RPI S	Opponent	Score	RPI S	Opponent	Score	RPI S	Opponent	Score	RPI S	Opponent	Score	Team's RPI: 259
42	A Quinnipiac	38 81	42	H Quinnipiac	49 69	65	A Buffalo	39 73	108	A Fordham	60 63	
						75	A Bucknell	64 69	112	A Rider	64 73	
						79	H New Hampshire	42 59	112	H Rider	36 53	
									137	H Yale	63 57	
									149	A Iona	53 70	
									149	H Iona	62 76	
									159	A Brown	58 57	
									178	A Siena	62 67	
									178	H Siena	68 66	
									181	A Fairfield	56 71	
									181	H Fairfield	43 64	
									223	H Marist	47 62	
									225	A Monmouth	75 61	
									237	A Niagara	42 65	
									237	H Niagara	59 62	
									240	H Stony Brook	50 55	
									264	A Canisius	48 58	
									264	H Canisius	57 62	
									297	H Holy Cross	60 56	
									325	A Saint Peter's	69 65	
									325	H Saint Peter's	57 44	
									326	A St. Francis Brooklyn	55 52	
LAST 12 Division I GAMES:												
42	H Quinnipiac	49 69	325	H Saint Peter's	57 44							
225	A Monmouth	75 61	112	A Rider	64 73							
181	H Fairfield	43 64	325	A Saint Peter's	69 65							
178	A Siena	62 67	149	H Iona	62 76							
237	A Niagara	42 65	237	H Niagara	59 62							
264	A Canisius	48 58	42	A Quinnipiac	38 81							

Non-Div I Games:

Manhattan

■ Loss,
 ■ Non-Conf,
 ■ S Site,
 ■ H Home
 ■ A Away
 N Neutral

Average RPI Win: 233	WON-LOST	WINNING	LAST 10	STRENGTH OF	OPP. STRENGTH	TEAM	ADJ.	CONF.	ADJ CONF.
Average RPI Loss: 164	RECORD	PCT. RANK	GAMES	SCHEDULE	OF SCHEDULE	RPI	RPI	RPI	RPI
DIV. I ONLY	13- 16	202	5- 5	281	156	223	223	18	18
DIV. I NON-CONF.	3- 7	250	0- 0	327	75	309	309	17	17
TOTALS	RPI 1-25	RPI 26-50	W-L RECORDS	RPI 51-100	RPI 101-150	RPI 150+			
13- 16	0- 1	0- 3	OVERALL	0- 0	1- 3	12- 9			
4- 8	0- 1	0- 1	HOME	0- 0	0- 2	4- 4			
8- 6	0- 0	0- 1	AWAY	0- 0	1- 1	7- 4			
1- 2	0- 0	0- 1	NEUTRAL	0- 0	0- 0	1- 1			
3- 7	0- 1	0- 1	NON-CONFERENCE	0- 0	0- 0	3- 5			
1- 2	0- 1	0- 0	HOME	0- 0	0- 0	1- 1			
1- 3	0- 0	0- 0	AWAY	0- 0	0- 0	1- 3			
1- 2	0- 0	0- 1	NEUTRAL	0- 0	0- 0	1- 1			
10- 9	0- 0	0- 2	CONFERENCE	0- 0	1- 3	9- 4			
3- 6	0- 0	0- 1	HOME	0- 0	0- 2	3- 3			
7- 3	0- 0	0- 1	AWAY	0- 0	1- 1	6- 1			
0- 0	0- 0	0- 0	NEUTRAL	0- 0	0- 0	0- 0			

RPI 1-25				RPI 26-50				RPI 51-100				RPI 101+ Team's RPI: 223			
RPI	S	Opponent	Score	RPI	S	Opponent	Score	RPI	S	Opponent	Score	RPI	S	Opponent	Score
18	H	Creighton	50 72	42	A	Quinnipiac	57 79					112	A	Rider	46 65
				42	H	Quinnipiac	36 70					112	H	Rider	56 69
				43	N	Auburn	51 52					149	A	Iona	68 62
												149	H	Iona	37 48
												154	N	East Carolina	68 70
												178	A	Siena	70 59
												178	H	Siena	68 69
												179	A	Hofstra	42 62
												181	A	Fairfield	68 62
												181	H	Fairfield	71 55
												209	H	Seton Hall	63 76
												225	A	Monmouth	69 79
												225	H	Monmouth	76 66
												235	A	Dartmouth	66 61
												237	A	Niagara	60 58
												237	H	Niagara	53 68
												243	H	Boston U.	76 57
												259	A	Manhattan	62 47
												264	A	Canisius	85 74
												264	H	Canisius	67 60
												285	N	N.C. A&T	69 64
												297	A	Holy Cross	46 50
												301	A	Rhode Island	61 82
												325	A	Saint Peter's	66 58
												325	H	Saint Peter's	69 73
LAST 12 Division I GAMES:															
				42	H	Quinnipiac	36 70	325	A	Saint Peter's	66 58				
				225	H	Monmouth	76 66	178	A	Siena	70 59				
				181	A	Fairfield	68 62	264	H	Canisius	67 60				
				112	A	Rider	46 65	149	H	Iona	37 48				
				237	H	Niagara	53 68	178	H	Siena	68 69				
				42	A	Quinnipiac	57 79	149	A	Iona	68 62				

Non-Div I Games:

Marist

■ Loss,
 ■ Non-Conf, S Site,
 ■ Home
 ■ Away
 N Neutral

Average RPI Win:	153	WON-LOST	WINNING	LAST 10	STRENGTH OF	OPP. STRENGTH	TEAM	ADJ.	CONF.	ADJ CONF.
Average RPI Loss:	76	RECORD	PCT. RANK	GAMES	SCHEDULE	OF SCHEDULE	RPI	RPI	RPI	RPI
DIV. I ONLY	20- 7	52	7- 3	74	77	41	41	7	7	
DIV. I NON-CONF.	9- 2	37	0- 0	72	118	43	43	7	7	
TOTALS	RPI 1-25	RPI 26-50	W-L RECORDS	RPI 51-100	RPI 101-150	RPI 150+				
20- 7	3- 2	1- 1	OVERALL	3- 2	2- 0	11- 2				
11- 3	1- 1	1- 1	HOME	1- 1	2- 0	6- 0				
9- 3	2- 1	0- 0	AWAY	2- 1	0- 0	5- 1				
0- 1	0- 0	0- 0	NEUTRAL	0- 0	0- 0	0- 1				
9- 2	1- 0	1- 1	NON-CONFERENCE	1- 0	2- 0	4- 1				
6- 1	0- 0	1- 1	HOME	1- 0	2- 0	2- 0				
3- 0	1- 0	0- 0	AWAY	0- 0	0- 0	2- 0				
0- 1	0- 0	0- 0	NEUTRAL	0- 0	0- 0	0- 1				
11- 5	2- 2	0- 0	CONFERENCE	2- 2	0- 0	7- 1				
5- 2	1- 1	0- 0	HOME	0- 1	0- 0	4- 0				
6- 3	1- 1	0- 0	AWAY	2- 1	0- 0	3- 1				
0- 0	0- 0	0- 0	NEUTRAL	0- 0	0- 0	0- 0				

RPI 1-25				RPI 26-50				Team's RPI: 41	RPI 51-100				RPI 101+			
RPI	S	Opponent	Score	RPI	S	Opponent	Score		RPI	S	Opponent	Score	RPI	S	Opponent	Score
6	A	Oregon St.	74 73	28	H	Arizona St.	75 63		58	A	Villanova	77 71	136	H	New Mexico	62 52
18	A	Creighton	77 80	31	H	Green Bay	63 78		61	A	Georgetown	84 77	146	H	Milwaukee	85 74
18	H	Creighton	63 83						70	A	St. John's (NY)	64 70	151	N	Santa Clara	62 65
19	A	DePaul	102 101						70	H	St. John's (NY)	72 82	175	A	Providence	64 66
19	H	DePaul	96 81						86	H	Western Ill.	77 61	175	H	Providence	79 74
													187	A	Xavier	86 71
													187	H	Xavier	85 61
													209	A	Seton Hall	83 77
													209	H	Seton Hall	103 60
													211	A	Wisconsin	81 75
													238	A	Pacific	89 75
													242	H	Saint Francis (PA)	104 91
													250	A	Butler	72 66
													250	H	Butler	91 53
													342	H	Longwood	87 37
LAST 12 Division I GAMES:																
19	H	DePaul	96 81	175	A	Providence	64 66									
187	A	Xavier	86 71	19	A	DePaul	102 101									
250	A	Butler	72 66	250	H	Butler	91 53									
70	H	St. John's (NY)	72 82	187	H	Xavier	85 61									
209	H	Seton Hall	103 60	209	A	Seton Hall	83 77									
18	A	Creighton	77 80	70	A	St. John's (NY)	64 70									

Non-Div I Games:

Marquette

■ Loss,
■ Non-Conf,
■ S Site,
■ H Home
■ A Away
N Neutral

Average RPI Win:	282	WON-LOST	WINNING	LAST 10	STRENGTH OF	OPP. STRENGTH	TEAM	ADJ.	CONF.	ADJ CONF.
Average RPI Loss:	131	RECORD	PCT. RANK	GAMES	SCHEDULE	OF SCHEDULE	RPI	RPI	RPI	RPI
DIV. I ONLY	10- 14	224	2- 8	272	168	256	256	14	14	
DIV. I NON-CONF.	6- 3	97	0- 0	343	319	230	230	16	16	
TOTALS	RPI 1-25	RPI 26-50	W-L RECORDS	RPI 51-100	RPI 101-150	RPI 150+				
10- 14	0- 0	0- 2	OVERALL	0- 3	0- 5	10- 4				
7- 5	0- 0	0- 1	HOME	0- 1	0- 2	7- 1				
2- 8	0- 0	0- 1	AWAY	0- 2	0- 3	2- 2				
1- 1	0- 0	0- 0	NEUTRAL	0- 0	0- 0	1- 1				
6- 3	0- 0	0- 0	NON-CONFERENCE	0- 1	0- 1	6- 1				
4- 0	0- 0	0- 0	HOME	0- 0	0- 0	4- 0				
1- 2	0- 0	0- 0	AWAY	0- 1	0- 1	1- 0				
1- 1	0- 0	0- 0	NEUTRAL	0- 0	0- 0	1- 1				
4- 11	0- 0	0- 2	CONFERENCE	0- 2	0- 4	4- 3				
3- 5	0- 0	0- 1	HOME	0- 1	0- 2	3- 1				
1- 6	0- 0	0- 1	AWAY	0- 1	0- 2	1- 2				
0- 0	0- 0	0- 0	NEUTRAL	0- 0	0- 0	0- 0				

RPI 1-25				RPI 26-50				RPI 51-100				RPI 101+				Team's RPI: 256
RPI	S	Opponent	Score	RPI	S	Opponent	Score	RPI	S	Opponent	Score	RPI	S	Opponent	Score	
				50	A	Western Ky.	57 73	76	A	Middle Tenn.	69 94	111	A	North Carolina	53 75	
				50	H	Western Ky.	64 78	76	H	Middle Tenn.	63 72	113	A	Charlotte	77 93	
								77	A	Penn St.	80 82	117	A	Old Dominion	69 73	
												117	H	Old Dominion	85 94	
												123	H	Southern Miss.	78 82	
												157	H	Louisiana Tech	54 72	
												182	A	UAB	55 71	
												182	H	UAB	61 58	
												189	A	UTSA	88 81	
												200	A	Illinois	55 53	
												273	H	Coastal Caro.	84 66	
												282	N	Prairie View	68 78	
												291	H	FIU	70 52	
												300	A	UTEP	74 84	
												333	H	Morgan St.	62 43	
												334	H	Florida A&M	77 67	
												335	H	Fla. Atlantic	76 53	
												340	N	Sam Houston St.	73 50	
												342	H	Longwood	70 50	
LAST 12 Division I GAMES:																
				117	H	Old Dominion	85 94					300	A	UTEP	74 84	
				76	A	Middle Tenn.	69 94					189	A	UTSA	88 81	
				182	A	UAB	55 71					50	A	Western Ky.	57 73	
				50	H	Western Ky.	64 78					182	H	UAB	61 58	
				157	H	Louisiana Tech	54 72					76	H	Middle Tenn.	63 72	
				123	H	Southern Miss.	78 82					113	A	Charlotte	77 93	

Non-Div I Games: Me.-Fort Kent 136 62 Bluefield Col. 77 35

Marshall

Loss, Non-Conf, S Site, H Home A Away N Neutral

Maryland

Through Games Of Feb. 23, 2017

Average RPI Win:	152	WON-LOST	WINNING	LAST 10	STRENGTH OF	OPP. STRENGTH	TEAM	ADJ.	CONF.	ADJ CONF.
Average RPI Loss:	13	RECORD	PCT. RANK	GAMES	SCHEDULE	OF SCHEDULE	RPI	RPI	RPI	RPI
DIV. I ONLY	26- 2	3	9- 1	143	46	21	21	6	6	
DIV. I NON-CONF.	12- 1	7	0- 0	228	58	54	54	6	6	
TOTALS	RPI 1-25	RPI 26-50	W-L RECORDS	RPI 51-100	RPI 101-150	RPI 150+				
26- 2	1- 2	4- 0	OVERALL	6- 0	2- 0	13- 0				
13- 1	0- 1	1- 0	HOME	3- 0	0- 0	9- 0				
11- 1	1- 1	2- 0	AWAY	3- 0	1- 0	4- 0				
2- 0	0- 0	1- 0	NEUTRAL	0- 0	1- 0	0- 0				
12- 1	1- 1	1- 0	NON-CONFERENCE	0- 0	2- 0	8- 0				
6- 1	0- 1	0- 0	HOME	0- 0	0- 0	6- 0				
4- 0	1- 0	0- 0	AWAY	0- 0	1- 0	2- 0				
2- 0	0- 0	1- 0	NEUTRAL	0- 0	1- 0	0- 0				
14- 1	0- 1	3- 0	CONFERENCE	6- 0	0- 0	5- 0				
7- 0	0- 0	1- 0	HOME	3- 0	0- 0	3- 0				
7- 1	0- 1	2- 0	AWAY	3- 0	0- 0	2- 0				
0- 0	0- 0	0- 0	NEUTRAL	0- 0	0- 0	0- 0				

RPI S	Opponent	Score	RPI S	Opponent	Score	RPI S	Opponent	Score	RPI S	Opponent	Score
1	H UConn	81 87	28	N Arizona St.	83 42	53	A Iowa	98 82	104	N Washington St.	79 69
13	A Louisville	78 72	39	A Michigan St.	89 72	53	H Iowa	100 81	135	A Duquesne	77 57
24	A Ohio St.	87 98	40	H Michigan	83 70	71	H Northwestern	96 65	190	A Nebraska	93 49
			45	A Indiana	92 56	77	H Penn St.	89 83	200	A Illinois	94 49
						78	A Minnesota	83 72	200	H Illinois	84 59
						82	A Purdue	85 70	206	H Towson	97 63
									208	H UMBC	92 42
									211	H Wisconsin	89 40
									214	H Rutgers	80 71
									237	A Niagara	96 64
									247	H UMES	106 61
									277	A Loyola Maryland	79 60
									279	H Mt. St. Mary's	106 42
									325	H Saint Peter's	101 49
									341	H UMass Lowell	100 44
LAST 12 Division I GAMES:											
24	A Ohio St.	87 98	53	H Iowa	100 81						
211	H Wisconsin	89 40	200	A Illinois	94 49						
39	A Michigan St.	89 72	214	H Rutgers	80 71						
200	H Illinois	84 59	40	H Michigan	83 70						
45	A Indiana	92 56	53	A Iowa	98 82						
82	A Purdue	85 70	77	H Penn St.	89 83						

Non-Div I Games:

Maryland

Loss, Non-Conf, S Site, H Home A Away N Neutral

Massachusetts

Through Games Of Feb. 23, 2017

Average RPI Win:	278	WON-LOST	WINNING	LAST 10	STRENGTH OF	OPP. STRENGTH	TEAM	ADJ.	CONF.	ADJ CONF.
Average RPI Loss:	158	RECORD	PCT. RANK	GAMES	SCHEDULE	OF SCHEDULE	RPI	RPI	RPI	RPI
DIV. I ONLY	8- 20	289	1- 9	285	151	310	310	12	12	
DIV. I NON-CONF.	5- 7	205	1- 0	309	259	266	266	11	11	
TOTALS	RPI 1-25	RPI 26-50	W-L RECORDS	RPI 51-100	RPI 101-150	RPI 150+				
8- 20	0- 0	0- 2	OVERALL	0- 4	1- 3	7- 11				
6- 6	0- 0	0- 1	HOME	0- 0	1- 1	5- 4				
1- 13	0- 0	0- 0	AWAY	0- 1	0- 0	1- 2				
1- 1	0- 0	0- 0	NEUTRAL	0- 1	0- 0	1- 0				
5- 7	0- 0	0- 0	NON-CONFERENCE	0- 3	0- 0	5- 4				
4- 0	0- 0	0- 0	HOME	0- 0	0- 0	4- 0				
0- 6	0- 0	0- 0	AWAY	0- 2	0- 0	0- 4				
1- 1	0- 0	0- 0	NEUTRAL	0- 1	0- 0	1- 0				
3- 13	0- 0	0- 2	CONFERENCE	0- 1	1- 3	2- 7				
2- 6	0- 0	0- 1	HOME	0- 0	1- 1	1- 4				
1- 7	0- 0	0- 1	AWAY	0- 1	0- 2	1- 3				
0- 0	0- 0	0- 0	NEUTRAL	0- 0	0- 0	0- 0				

RPI S	Opponent	Score	RPI S	Opponent	Score	RPI S	Opponent	Score	RPI S	Opponent	Score	Team's RPI: 310
44	A Dayton	65 77	46	H George Washington	54 60	53	A Iowa	30 71	102	H Saint Louis	60 81	
						56	N Drexel	47 65	108	A Fordham	43 74	
						65	A Buffalo	47 61	135	H Duquesne	75 67	
						100	A Saint Joseph's	50 81	138	A VCU	52 55	
									169	A La Salle	64 68	
									169	H La Salle	52 57	
									179	A Hofstra	55 71	
									180	A Hartford	56 75	
									186	H George Mason	55 66	
									224	A Richmond	45 56	
									232	H St. Bonaventure	38 55	
									243	A Boston U.	60 64	
									272	H Bryant	68 62	
									278	A Davidson	61 60	
									278	H Davidson	59 63	
									291	A FIU	57 58	
									292	H North Dakota St.	70 58	
									297	H Holy Cross	69 66	
									301	A Rhode Island	50 53	
									301	H Rhode Island	68 67	
									319	H Central Conn. St.	76 37	
									330	N Montana	59 58	
LAST 12 Division I GAMES:												
330	N Montana	59 58	102	H Saint Louis	60 81							
301	A Rhode Island	50 53	138	A VCU	52 55							
169	H La Salle	52 57	169	A La Salle	64 68							
224	A Richmond	45 56	46	H George Washington	54 60							
108	A Fordham	43 74	232	H St. Bonaventure	38 55							
278	H Davidson	59 63	135	H Duquesne	75 67							

Non-Div I Games: Merrimack 73 44

Massachusetts

Loss, Non-Conf, S Site, H Home A Away N Neutral

Average RPI Win:	325	WON-LOST	WINNING	LAST 10	STRENGTH OF	OPP. STRENGTH	TEAM	ADJ.	CONF.	ADJ CONF.
Average RPI Loss:	149	RECORD	PCT. RANK	GAMES	SCHEDULE	OF SCHEDULE	RPI	RPI	RPI	RPI
DIV. I ONLY	8- 14	249	3- 7	275	292	280	280	27	27	
DIV. I NON-CONF.	1- 6	310	0- 0	222	87	303	303	27	27	
TOTALS	RPI 1-25	RPI 26-50	W-L RECORDS	RPI 51-100	RPI 101-150	RPI 150+				
8- 14	0- 0	0- 0	OVERALL	0- 2	0- 8	8- 4				
5- 5	0- 0	0- 0	HOME	0- 1	0- 2	5- 2				
3- 7	0- 0	0- 0	AWAY	0- 1	0- 4	3- 2				
0- 2	0- 0	0- 0	NEUTRAL	0- 0	0- 2	0- 0				
1- 6	0- 0	0- 0	NON-CONFERENCE	0- 1	0- 4	1- 1				
0- 2	0- 0	0- 0	HOME	0- 0	0- 1	0- 1				
1- 2	0- 0	0- 0	AWAY	0- 1	0- 1	1- 0				
0- 2	0- 0	0- 0	NEUTRAL	0- 0	0- 2	0- 0				
7- 8	0- 0	0- 0	CONFERENCE	0- 1	0- 4	7- 3				
5- 3	0- 0	0- 0	HOME	0- 1	0- 1	5- 1				
2- 5	0- 0	0- 0	AWAY	0- 0	0- 3	2- 2				
0- 0	0- 0	0- 0	NEUTRAL	0- 0	0- 0	0- 0				

RPI 1-25			RPI 26-50			RPI 51-100			RPI 101+			Team's RPI: 280
RPI	S	Opponent	Score	RPI	S	Opponent	Score	RPI	S	Opponent	Score	
						54 A Tulane	65 82	101 A Abilene Christian		65 77		
						99 H SFA	65 96	122 A Central Ark.		52 67		
								122 H Central Ark.		49 72		
								127 N Alabama		63 84		
								130 A Lamar University		57 79		
								140 A TCU		70 74		
								143 N Pittsburgh		65 71		
								149 H Louisiana		70 77		
								157 H Louisiana Tech		56 66		
								201 A New Orleans		85 92		
								201 H New Orleans		59 71		
								309 H Nicholls St.		59 52		
								314 A Northwestern St.		68 63		
								314 H Northwestern St.		68 52		
								327 A Southeastern La.		86 83		
								329 H Incarnate Word		78 61		
								331 A La.-Monroe		78 52		
								339 A Houston Baptist		68 72		
								339 H Houston Baptist		68 53		
								340 H Sam Houston St.		79 56		
LAST 12 Division I GAMES:												
339 A Houston Baptist		68 72	101 A Abilene Christian		65 77							
309 H Nicholls St.		59 52	201 H New Orleans		59 71							
201 A New Orleans		85 92	314 H Northwestern St.		68 52							
329 H Incarnate Word		78 61	122 A Central Ark.		52 67							
130 A Lamar University		57 79	327 A Southeastern La.		86 83							
122 H Central Ark.		49 72	339 H Houston Baptist		68 53							

Non-Div I Games: LSU-Alexandria 100 66 Louisiana Col. 88 47 Southern-N.O. 94 65 Wiley 72 56
McNeese

Loss, Non-Conf, S Site, H Home A Away N Neutral

Average RPI Win:	163	WON-LOST	WINNING	LAST 10	STRENGTH OF	OPP. STRENGTH	TEAM	ADJ.	CONF.	ADJ CONF.
Average RPI Loss:	126	RECORD	PCT. RANK	GAMES	SCHEDULE	OF SCHEDULE	RPI	RPI	RPI	RPI
DIV. I ONLY	13- 14	182	5- 5	118	85	167	167	5	5	
DIV. I NON-CONF.	7- 6	157	0- 0	290	183	221	221	5	5	
TOTALS	RPI 1-25	RPI 26-50	W-L RECORDS	RPI 51-100	RPI 101-150	RPI 150+				
13- 14	0- 2	1- 1	OVERALL	2- 3	2- 2	8- 6				
10- 5	0- 1	1- 0	HOME	1- 2	1- 1	7- 1				
3- 8	0- 1	0- 1	AWAY	1- 1	1- 1	1- 4				
0- 1	0- 0	0- 0	NEUTRAL	0- 0	0- 0	0- 1				
7- 6	0- 0	0- 0	NON-CONFERENCE	1- 1	0- 0	6- 5				
6- 2	0- 0	0- 0	HOME	1- 1	0- 0	5- 1				
1- 3	0- 0	0- 0	AWAY	0- 0	0- 0	1- 3				
0- 1	0- 0	0- 0	NEUTRAL	0- 0	0- 0	0- 1				
6- 8	0- 2	1- 1	CONFERENCE	1- 2	2- 2	2- 1				
4- 3	0- 1	1- 0	HOME	0- 1	1- 1	2- 0				
2- 5	0- 1	0- 1	AWAY	1- 1	1- 1	0- 1				
0- 0	0- 0	0- 0	NEUTRAL	0- 0	0- 0	0- 0				

RPI	S	Opponent	Score	RPI	S	Opponent	Score	RPI	S	Opponent	Score	RPI	S	Opponent	Score	Team's RPI: 167
20	A	Temple	51 66	32	A	South Fla.	49 79	51	H	Little Rock	44 54	106	A	UCF	65 62	
20	H	Temple	67 73	32	H	South Fla.	62 57	54	A	Tulane	55 52	106	H	UCF	65 59	
								88	A	SMU	44 53	145	A	Cincinnati	57 68	
								88	H	SMU	39 60	145	H	Cincinnati	59 66	
								91	H	Vanderbilt	75 59	153	N	Arkansas	61 91	
												154	H	East Carolina	72 50	
												157	H	Louisiana Tech	56 54	
												161	H	Missouri St.	69 60	
												162	A	Tulsa	52 57	
												166	H	Kansas	58 68	
												172	H	Houston	66 65	
												185	A	Southern Ill.	61 69	
												200	A	Illinois	64 54	
												231	A	Samford	42 48	
												265	H	Southeast Mo. St.	65 63	
												283	A	Nevada	67 75	
												309	H	Nicholls St.	73 62	
												314	H	Northwestern St.	54 38	
LAST 12 Division I GAMES:																
88	H	SMU	39 60	106	H	UCF	65 59									
145	A	Cincinnati	57 68	172	H	Houston	66 65									
154	H	East Carolina	72 50	20	A	Temple	51 66									
54	A	Tulane	55 52	32	A	South Fla.	49 79									
32	H	South Fla.	62 57	145	H	Cincinnati	59 66									
88	A	SMU	44 53	106	A	UCF	65 62									

Non-Div I Games:

Memphis

■ Loss,
 ■ Non-Conf,
 ■ S Site,
 ■ H Home
 ■ A Away
 N Neutral

Average RPI Win:	241	WON-LOST	WINNING	LAST 10	STRENGTH OF	OPP. STRENGTH	TEAM	ADJ.	CONF.	ADJ CONF.
Average RPI Loss:	64	RECORD	PCT. RANK	GAMES	SCHEDULE	OF SCHEDULE	RPI	RPI	RPI	RPI
DIV. I ONLY	19- 5	24	9- 1	283	140	92	92	17	17	
DIV. I NON-CONF.	8- 3	67	0- 0	315	59	125	125	20	20	
TOTALS	RPI 1-25	RPI 26-50	W-L RECORDS	RPI 51-100	RPI 101-150	RPI 150+				
19- 5	0- 1	0- 0	OVERALL	0- 4	0- 0	19- 0				
9- 2	0- 1	0- 0	HOME	0- 1	0- 0	9- 0				
10- 3	0- 0	0- 0	AWAY	0- 3	0- 0	10- 0				
0- 0	0- 0	0- 0	NEUTRAL	0- 0	0- 0	0- 0				
8- 3	0- 1	0- 0	NON-CONFERENCE	0- 2	0- 0	8- 0				
3- 1	0- 1	0- 0	HOME	0- 0	0- 0	3- 0				
5- 2	0- 0	0- 0	AWAY	0- 2	0- 0	5- 0				
0- 0	0- 0	0- 0	NEUTRAL	0- 0	0- 0	0- 0				
11- 2	0- 0	0- 0	CONFERENCE	0- 2	0- 0	11- 0				
6- 1	0- 0	0- 0	HOME	0- 1	0- 0	6- 0				
5- 1	0- 0	0- 0	AWAY	0- 1	0- 0	5- 0				
0- 0	0- 0	0- 0	NEUTRAL	0- 0	0- 0	0- 0				

RPI 1-25				RPI 26-50				RPI 51-100				Team's RPI: 92	RPI 101+			
RPI	S	Opponent	Score	RPI	S	Opponent	Score	RPI	S	Opponent	Score		RPI	S	Opponent	Score
11	H	Florida St.	40 83					52	A	Georgia Tech	50 70		172	A	Houston	64 60
								83	A	Georgia	64 72		195	H	Campbell	76 60
								87	A	Chattanooga	50 70		199	A	ETSU	71 56
								87	H	Chattanooga	56 74		199	H	ETSU	72 55
													200	A	Illinois	51 33
													203	A	UNCG	77 64
													203	H	UNCG	58 47
													226	A	Ga. Southern	77 56
													231	H	Samford	59 49
													233	A	Furman	68 47
													233	H	Furman	76 52
													245	A	Wofford	61 46
													245	H	Wofford	54 39
													275	H	Kennesaw St.	61 46
													278	A	Davidson	67 60
													288	A	Western Caro.	59 57
													288	H	Western Caro.	84 53
													335	H	Fla. Atlantic	74 57
													336	A	Winthrop	71 48
LAST 12 Division I GAMES:																
				233	A	Furman	68 47					231	H	Samford	59 49	
				245	A	Wofford	61 46					245	H	Wofford	54 39	
				203	H	UNCG	58 47					233	H	Furman	76 52	
				288	H	Western Caro.	84 53					288	A	Western Caro.	59 57	
				199	A	ETSU	71 56					203	A	UNCG	77 64	
				87	A	Chattanooga	50 70					87	H	Chattanooga	56 74	

Non-Div I Games: West Ga. 67 36 Paine 93 50 Emmanuel (GA) 84 70

Mercer

Loss, Non-Conf, S Site, H Home A Away N Neutral

Average RPI Win:	133	WON-LOST	WINNING	LAST 10	STRENGTH OF	OPP. STRENGTH	TEAM	ADJ.	CONF.	ADJ CONF.
Average RPI Loss:	13	RECORD	PCT. RANK	GAMES	SCHEDULE	OF SCHEDULE	RPI	RPI	RPI	RPI
DIV. I ONLY	20- 7	52	6- 4	30	22	16	16	3	3	
DIV. I NON-CONF.	11- 1	12	0- 0	137	51	17	17	4	4	
TOTALS	RPI 1-25	RPI 26-50	W-L RECORDS	RPI 51-100	RPI 101-150	RPI 150+				
20- 7	1- 6	2- 1	OVERALL	4- 0	8- 0	5- 0				
12- 2	0- 2	1- 0	HOME	1- 0	6- 0	4- 0				
7- 5	1- 4	1- 1	AWAY	3- 0	1- 0	1- 0				
1- 0	0- 0	0- 0	NEUTRAL	0- 0	1- 0	0- 0				
11- 1	1- 1	0- 0	NON-CONFERENCE	1- 0	5- 0	4- 0				
7- 0	0- 0	0- 0	HOME	0- 0	4- 0	3- 0				
3- 1	1- 1	0- 0	AWAY	1- 0	0- 0	1- 0				
1- 0	0- 0	0- 0	NEUTRAL	0- 0	1- 0	0- 0				
9- 6	0- 5	2- 1	CONFERENCE	3- 0	3- 0	1- 0				
5- 2	0- 2	1- 0	HOME	1- 0	2- 0	1- 0				
4- 4	0- 3	1- 1	AWAY	2- 0	1- 0	0- 0				
0- 0	0- 0	0- 0	NEUTRAL	0- 0	0- 0	0- 0				

RPI S	Opponent	Score	RPI S	Opponent	Score	RPI S	Opponent	Score	RPI S	Opponent	Score
2	H Notre Dame	55 67	29	A Syracuse	48 81	68	A Wake Forest	79 56	105	H Texas Tech	74 56
8	A Duke	70 83	37	A North Carolina St.	67 64	70	A St. John's (NY)	62 50	111	H North Carolina	100 88
11	A Florida St.	71 80	48	H Virginia	63 52	90	A Virginia Tech	79 69	113	H Charlotte	80 46
11	H Florida St.	66 81				90	H Virginia Tech	82 75	115	H Clemson	81 57
13	A Louisville	59 63							117	H Old Dominion	66 56
14	A Kentucky	66 82							133	N Albany (NY)	77 53
24	A Ohio St.	94 89							142	H Maine	76 51
									143	A Pittsburgh	82 50
									164	H Boston College	58 51
									213	H Grambling	89 61
									276	H Coppin St.	75 35
									291	A FIU	69 49
									315	H Loyola Chicago	81 43
LAST 12 Division I GAMES:											
90	A Virginia Tech	79 69	164	H Boston College	58 51						
8	A Duke	70 83	111	H North Carolina	100 88						
115	H Clemson	81 57	29	A Syracuse	48 81						
48	H Virginia	63 52	13	A Louisville	59 63						
11	A Florida St.	71 80	90	H Virginia Tech	82 75						
68	A Wake Forest	79 56	2	H Notre Dame	55 67						

Non-Div I Games:

Miami (FL)

■ Loss,
■ Non-Conf, S Site,
■ Home
■ Away
N Neutral

RPI 1-25				RPI 26-50				RPI 51-100				RPI 101+				Team's RPI: 230	
RPI	S	Opponent	Score	RPI	S	Opponent	Score	RPI	S	Opponent	Score	RPI	S	Opponent	Score		
				36	A	Central Mich.	61 80	55	H	IUPUI	53 65	103	A	Kent St.	66 84		
				49	H	Ohio	62 79	65	A	Buffalo	45 71	121	H	Ball St.	60 81		
								65	H	Buffalo	51 68	139	A	Wright St.	57 65		
								80	A	Northern Ill.	76 89	145	H	Cincinnati	43 49		
								80	H	Northern Ill.	61 63	169	N	La Salle	70 79		
								89	A	Toledo	50 64	171	A	Morehead St.	43 77		
												175	N	Providence	59 75		
												184	H	Western Mich.	60 85		
												205	H	Indiana St.	54 62		
												239	A	Akron	66 62		
												239	H	Akron	54 49		
												269	A	Austin Peay	73 58		
												270	H	Bowling Green	59 61		
												285	A	Eastern Mich.	79 63		
												285	H	Eastern Mich.	72 61		
												295	A	Northern Ky.	60 50		
												302	N	Eastern Ky.	65 54		
												320	N	Fort Wayne	69 47		
LAST 12 Division I GAMES:																	
				239	A	Akron	66 62	103	A	Kent St.	66 84						
				270	H	Bowling Green	59 61	49	H	Ohio	62 79						
				80	H	Northern Ill.	61 63	80	A	Northern Ill.	76 89						
				285	A	Eastern Mich.	79 63	36	A	Central Mich.	61 80						
				239	H	Akron	54 49	65	H	Buffalo	51 68						
				121	H	Ball St.	60 81	285	H	Eastern Mich.	72 61						

Non-Div I Games:	Cedarville	70	57	Northwood	64	49
------------------	------------	----	----	-----------	----	----

Page 166

Average RPI Win:	165	WON-LOST	WINNING	LAST 10	STRENGTH OF	OPP. STRENGTH	TEAM	ADJ.	CONF.	ADJ CONF.
Average RPI Loss:	48	RECORD	PCT. RANK	GAMES	SCHEDULE	OF SCHEDULE	RPI	RPI	RPI	RPI
DIV. I ONLY	22- 7	44	7- 3	105	66	40	40	6	6	
DIV. I NON-CONF.	11- 3	53	0- 0	124	127	48	48	6	6	
TOTALS	RPI 1-25	RPI 26-50	W-L RECORDS	RPI 51-100	RPI 101-150	RPI 150+				
22- 7	0- 4	2- 2	OVERALL	6- 0	0- 0	14- 1				
14- 1	0- 0	2- 1	HOME	3- 0	0- 0	9- 0				
6- 5	0- 3	0- 1	AWAY	2- 0	0- 0	4- 1				
2- 1	0- 1	0- 0	NEUTRAL	1- 0	0- 0	1- 0				
11- 3	0- 2	1- 0	NON-CONFERENCE	2- 0	0- 0	8- 1				
7- 0	0- 0	1- 0	HOME	0- 0	0- 0	6- 0				
2- 2	0- 1	0- 0	AWAY	1- 0	0- 0	1- 1				
2- 1	0- 1	0- 0	NEUTRAL	1- 0	0- 0	1- 0				
11- 4	0- 2	1- 2	CONFERENCE	4- 0	0- 0	6- 0				
7- 1	0- 0	1- 1	HOME	3- 0	0- 0	3- 0				
4- 3	0- 2	0- 1	AWAY	1- 0	0- 0	3- 0				
0- 0	0- 0	0- 0	NEUTRAL	0- 0	0- 0	0- 0				

RPI 1-25				RPI 26-50				Team's RPI: 40		RPI 51-100				RPI 101+			
RPI	S	Opponent	Score	RPI	S	Opponent	Score		RPI	S	Opponent	Score	RPI	S	Opponent	Score	
11	N	Florida St.	62 76	39	H	Michigan St.	68 86		52	A	Georgia Tech	92 52	158	H	Oakland	101 63	
12	A	UCLA	64 84	45	A	Indiana	61 72		53	H	Iowa	72 70	184	H	Western Mich.	66 40	
21	A	Maryland	70 83	45	H	Indiana	78 74		71	H	Northwestern	80 54	187	A	Xavier	58 61	
24	A	Ohio St.	87 96	49	H	Ohio	69 46		74	N	Gonzaga	78 66	190	A	Nebraska	84 51	
									78	H	Minnesota	84 69	190	H	Nebraska	88 60	
									82	A	Purdue	72 62	197	H	American	82 33	
													200	A	Illinois	86 70	
													211	A	Wisconsin	73 56	
													211	H	Wisconsin	75 66	
													214	H	Rutgers	63 50	
													237	H	Niagara	107 35	
													244	H	Howard	109 41	
													271	A	San Diego St.	92 57	
													281	H	Vermont	78 56	
													336	N	Winthrop	76 39	
LAST 12 Division I GAMES:																	
190	H	Nebraska	88 60	200	A	Illinois	86 70		71	H	Northwestern	80 54					
39	H	Michigan St.	68 86	190	A	Nebraska	84 51		21	A	Maryland	70 83					
45	A	Indiana	61 72	78	H	Minnesota	84 69		45	H	Indiana	78 74					
211	H	Wisconsin	75 66														
82	A	Purdue	72 62														
53	H	Iowa	72 70														

Non-Div I Games:

Michigan

■ Loss,
■ Non-Conf, S Site,
■ Home
■ Away
N Neutral

Average RPI Win:	142	WON-LOST	WINNING	LAST 10	STRENGTH OF	OPP. STRENGTH	TEAM	ADJ.	CONF.	ADJ CONF.
Average RPI Loss:	65	RECORD	PCT. RANK	GAMES	SCHEDULE	OF SCHEDULE	RPI	RPI	RPI	RPI
DIV. I ONLY	19- 9	77	6- 4	59	61	39	39	6	6	
DIV. I NON-CONF.	10- 3	54	0- 0	56	85	30	30	6	6	
TOTALS	RPI 1-25	RPI 26-50	W-L RECORDS	RPI 51-100	RPI 101-150	RPI 150+				
19- 9	1- 2	3- 2	OVERALL	3- 4	2- 0	10- 1				
11- 3	1- 2	1- 0	HOME	2- 1	1- 0	6- 0				
7- 6	0- 0	2- 2	AWAY	1- 3	0- 0	4- 1				
1- 0	0- 0	0- 0	NEUTRAL	0- 0	1- 0	0- 0				
10- 3	0- 1	1- 2	NON-CONFERENCE	0- 0	2- 0	7- 0				
5- 1	0- 1	0- 0	HOME	0- 0	1- 0	4- 0				
4- 2	0- 0	1- 2	AWAY	0- 0	0- 0	3- 0				
1- 0	0- 0	0- 0	NEUTRAL	0- 0	1- 0	0- 0				
9- 6	1- 1	2- 0	CONFERENCE	3- 4	0- 0	3- 1				
6- 2	1- 1	1- 0	HOME	2- 1	0- 0	2- 0				
3- 4	0- 0	1- 0	AWAY	1- 3	0- 0	1- 1				
0- 0	0- 0	0- 0	NEUTRAL	0- 0	0- 0	0- 0				

RPI 1-25				RPI 26-50				Team's RPI: 39	RPI 51-100				RPI 101+			
RPI	S	Opponent	Score	RPI	S	Opponent	Score		RPI	S	Opponent	Score	RPI	S	Opponent	Score
2	H	Notre Dame	61 79	29	A	Syracuse	64 75		53	A	Iowa	83 87	114	H	Wyoming	63 51
21	H	Maryland	72 89	30	A	Oregon	55 88		71	A	Northwestern	65 76	131	N	Delaware	81 64
24	H	Ohio St.	94 75	40	A	Michigan	86 68		77	H	Penn St.	73 64	156	H	Northeastern	78 44
				42	A	Quinnipiac	71 54		78	A	Minnesota	93 74	158	H	Oakland	81 74
				45	H	Indiana	69 60		78	H	Minnesota	85 69	170	A	CSUN	63 59
									82	A	Purdue	54 66	184	A	Western Mich.	68 64
									82	H	Purdue	66 76	190	H	Nebraska	93 73
													200	H	Illinois	71 47
													211	A	Wisconsin	81 57
													214	A	Rutgers	58 62
													228	H	Southern U.	70 55
													278	H	Davidson	70 34
													301	A	Rhode Island	85 48
LAST 12 Division I GAMES:																
77	H	Penn St.	73 64	78	A	Minnesota	93 74									
40	A	Michigan	86 68	211	A	Wisconsin	81 57									
78	H	Minnesota	85 69	82	H	Purdue	66 76									
21	H	Maryland	72 89	71	A	Northwestern	65 76									
53	A	Iowa	83 87	214	A	Rutgers	58 62									
45	H	Indiana	69 60	24	H	Ohio St.	94 75									

Non-Div I Games:

Michigan St.

■ Loss,
 ■ Non-Conf, S Site,
 ■ Home
 ■ Away
 N Neutral

Middle Tenn.

Through Games Of Feb. 23, 2017

Average RPI Win:	196	WON-LOST	WINNING	LAST 10	STRENGTH OF	OPP. STRENGTH	TEAM	ADJ.	CONF.	ADJ CONF.
Average RPI Loss:	47	RECORD	PCT. RANK	GAMES	SCHEDULE	OF SCHEDULE	RPI	RPI	RPI	RPI
DIV. I ONLY	17- 9	94	8- 2	72	93	76	76	14	14	
DIV. I NON-CONF.	5- 6	186	0- 0	28	4	97	97	16	16	
TOTALS	RPI 1-25	RPI 26-50	W-L RECORDS	RPI 51-100	RPI 101-150	RPI 150+				
17- 9	0- 2	1- 5	OVERALL	1- 1	2- 1	13- 0				
10- 5	0- 1	1- 3	HOME	1- 1	0- 0	8- 0				
7- 4	0- 1	0- 2	AWAY	0- 0	2- 1	5- 0				
0- 0	0- 0	0- 0	NEUTRAL	0- 0	0- 0	0- 0				
5- 6	0- 2	1- 3	NON-CONFERENCE	1- 1	0- 0	3- 0				
3- 4	0- 1	1- 2	HOME	1- 1	0- 0	1- 0				
2- 2	0- 1	0- 1	AWAY	0- 0	0- 0	2- 0				
0- 0	0- 0	0- 0	NEUTRAL	0- 0	0- 0	0- 0				
12- 3	0- 0	0- 2	CONFERENCE	0- 0	2- 1	10- 0				
7- 1	0- 0	0- 1	HOME	0- 0	0- 0	7- 0				
5- 2	0- 0	0- 1	AWAY	0- 0	2- 1	3- 0				
0- 0	0- 0	0- 0	NEUTRAL	0- 0	0- 0	0- 0				

RPI 1-25				RPI 26-50				RPI 51-100 Team's RPI: 76				RPI 101+			
RPI	S	Opponent	Score	RPI	S	Opponent	Score	RPI	S	Opponent	Score	RPI	S	Opponent	Score
13	H	Louisville	72 91	28	H	Arizona St.	48 69	52	H	Georgia Tech	60 61	113	A	Charlotte	83 81
14	A	Kentucky	48 61	36	H	Central Mich.	79 69	54	H	Tulane	62 59	117	A	Old Dominion	80 63
				48	A	Virginia	51 63					123	A	Southern Miss.	61 81
				49	H	Ohio	52 73					157	A	Louisiana Tech	79 65
				50	A	Western Ky.	51 66					161	A	Missouri St.	71 52
				50	H	Western Ky.	75 82					165	H	Rice	71 61
												182	A	UAB	64 61
												187	H	North Texas	60 52
												189	H	UTSA	77 63
												256	A	Marshall	72 63
												256	H	Marshall	94 69
												267	A	Tennessee Tech	73 62
												269	H	Austin Peay	82 51
												291	H	FIU	95 43
												300	H	UTEP	76 53
												335	H	Fla. Atlantic	87 69
LAST 12 Division I GAMES:															
256	H	Marshall	94 69	157	A	Louisiana Tech	79 65								
50	H	Western Ky.	75 82	123	A	Southern Miss.	61 81								
113	A	Charlotte	83 81	335	H	Fla. Atlantic	87 69								
117	A	Old Dominion	80 63	291	H	FIU	95 43								
300	H	UTEP	76 53	50	A	Western Ky.	51 66								
189	H	UTSA	77 63	256	A	Marshall	72 63								

Non-Div I Games:

Middle Tenn.

■ Loss,
 ■ Non-Conf, S Site,
 ■ Home
 ■ Away
 N Neutral

Average RPI Win:	256	WON-LOST	WINNING	LAST 10	STRENGTH OF	OPP. STRENGTH	TEAM	ADJ.	CONF.	ADJ CONF.
Average RPI Loss:	105	RECORD	PCT. RANK	GAMES	SCHEDULE	OF SCHEDULE	RPI	RPI	RPI	RPI
DIV. I ONLY	19- 8	68	5- 2	306	183	146	146	19	19	
DIV. I NON-CONF.	8- 3	67	1- 0	333	151	166	166	21	21	
TOTALS	RPI 1-25	RPI 26-50	W-L RECORDS	RPI 51-100	RPI 101-150	RPI 150+				
19- 8	0- 0	1- 2	OVERALL	1- 2	0- 1	17- 3				
11- 3	0- 0	1- 0	HOME	1- 1	0- 1	9- 1				
7- 5	0- 0	0- 2	AWAY	0- 1	0- 0	7- 2				
1- 0	0- 0	0- 0	NEUTRAL	0- 0	0- 0	1- 0				
8- 3	0- 0	0- 1	NON-CONFERENCE	1- 2	0- 0	7- 0				
4- 1	0- 0	0- 0	HOME	1- 1	0- 0	3- 0				
3- 2	0- 0	0- 1	AWAY	0- 1	0- 0	3- 0				
1- 0	0- 0	0- 0	NEUTRAL	0- 0	0- 0	1- 0				
11- 5	0- 0	1- 1	CONFERENCE	0- 0	0- 1	10- 3				
7- 2	0- 0	1- 0	HOME	0- 0	0- 1	6- 1				
4- 3	0- 0	0- 1	AWAY	0- 0	0- 0	4- 2				
0- 0	0- 0	0- 0	NEUTRAL	0- 0	0- 0	0- 0				

RPI 1-25				RPI 26-50				RPI 51-100				RPI 101+ Team's RPI: 146			
RPI	S	Opponent	Score	RPI	S	Opponent	Score	RPI	S	Opponent	Score	RPI	S	Opponent	Score
				31	A	Green Bay	47 89	71	H	Northwestern	63 65	139	H	Wright St.	51 69
				31	H	Green Bay	72 60	80	A	Northern Ill.	104 114	158	A	Oakland	63 77
				41	A	Marquette	74 85	86	H	Western Ill.	76 68	158	H	Oakland	73 75
												163	A	Detroit Mercy	63 77
												163	H	Detroit Mercy	81 69
												176	A	Cleveland St.	80 78
												176	H	Cleveland St.	76 72
												211	H	Wisconsin	80 63
												281	A	Vermont	68 44
												292	H	North Dakota St.	79 74
												295	H	Northern Ky.	72 44
												298	A	Valparaiso	85 74
												298	H	Valparaiso	80 64
												308	A	Illinois St.	68 60
												311	A	Youngstown St.	78 74
												311	H	Youngstown St.	86 82
												315	A	Loyola Chicago	73 46
												317	A	Ill.-Chicago	88 65
												317	H	Ill.-Chicago	83 55
												332	N	LIU Brooklyn	88 50
												337	H	Chicago St.	71 49
LAST 12 Division I GAMES:															
				31	H	Green Bay	72 60	163	A	Detroit Mercy	63 77				
				281	A	Vermont	68 44	311	A	Youngstown St.	78 74				
				298	H	Valparaiso	80 64	176	A	Cleveland St.	80 78				
				176	H	Cleveland St.	76 72	31	A	Green Bay	47 89				
				311	H	Youngstown St.	86 82	317	H	Ill.-Chicago	83 55				
				158	A	Oakland	63 77	163	H	Detroit Mercy	81 69				

Non-Div I Games:

Milwaukee

■ Loss,
■ Non-Conf, S Site,
■ Home
■ Away
N Neutral

Average RPI Win:	138	WON-LOST	WINNING	LAST 10	STRENGTH OF	OPP. STRENGTH	TEAM	ADJ.	CONF.	ADJ CONF.
Average RPI Loss:	47	RECORD	PCT. RANK	GAMES	SCHEDULE	OF SCHEDULE	RPI	RPI	RPI	RPI
DIV. I ONLY	14- 14	171	3- 6	13	48	78	78	6	6	
DIV. I NON-CONF.	9- 4	85	0- 0	10	33	23	23	6	6	
TOTALS	RPI 1-25	RPI 26-50	W-L RECORDS	RPI 51-100	RPI 101-150	RPI 150+				
14- 14	0- 5	1- 4	OVERALL	3- 4	3- 1	7- 0				
11- 5	0- 3	1- 1	HOME	3- 1	1- 0	6- 0				
3- 7	0- 2	0- 3	AWAY	0- 2	2- 0	1- 0				
0- 2	0- 0	0- 0	NEUTRAL	0- 1	0- 1	0- 0				
9- 4	0- 2	1- 0	NON-CONFERENCE	2- 1	3- 1	3- 0				
7- 1	0- 1	1- 0	HOME	2- 0	1- 0	3- 0				
2- 1	0- 1	0- 0	AWAY	0- 0	2- 0	0- 0				
0- 2	0- 0	0- 0	NEUTRAL	0- 1	0- 1	0- 0				
5- 10	0- 3	0- 4	CONFERENCE	1- 3	0- 0	4- 0				
4- 4	0- 2	0- 1	HOME	1- 1	0- 0	3- 0				
1- 6	0- 1	0- 3	AWAY	0- 2	0- 0	1- 0				
0- 0	0- 0	0- 0	NEUTRAL	0- 0	0- 0	0- 0				

RPI 1-25				RPI 26-50				RPI 51-100				RPI 101+			
RPI	S	Opponent	Score	RPI	S	Opponent	Score	RPI	S	Opponent	Score	RPI	S	Opponent	Score
4	A	South Carolina	58 98	27	H	Harvard	103 87	53	A	Iowa	65 80	103	H	Kent St.	92 62
11	H	Florida St.	61 75	39	A	Michigan St.	69 85	59	H	Belmont	75 74	111	N	North Carolina	77 91
21	H	Maryland	72 83	39	H	Michigan St.	74 93	61	H	Georgetown	68 60	136	A	New Mexico	69 65
24	A	Ohio St.	62 87	40	A	Michigan	69 84	71	H	Northwestern	71 61	138	A	VCU	79 69
24	H	Ohio St.	76 88	45	A	Indiana	62 78	77	A	Penn St.	66 77	152	H	Army West Point	70 52
								82	H	Purdue	54 67	163	H	Detroit Mercy	111 91
								83	N	Georgia	58 70	190	A	Nebraska	79 69
												200	H	Illinois	78 50
												209	H	Seton Hall	90 57
												211	H	Wisconsin	88 60
												214	H	Rutgers	80 46
LAST 12 Division I GAMES:															
				71	H	Northwestern	71 61	39	H	Michigan St.	74 93				
				82	H	Purdue	54 67	24	H	Ohio St.	76 88				
				39	A	Michigan St.	69 85	53	A	Iowa	65 80				
				214	H	Rutgers	80 46	200	H	Illinois	78 50				
				77	A	Penn St.	66 77	40	A	Michigan	69 84				
				190	A	Nebraska	79 69	211	H	Wisconsin	88 60				

Non-Div I Games:

Minnesota

■ Loss,
■ Non-Conf, S Site,
■ Home
■ Away
N Neutral

Average RPI Win:	97	WON-LOST	WINNING	LAST 10	STRENGTH OF	OPP. STRENGTH	TEAM	ADJ.	CONF.	ADJ CONF.
Average RPI Loss:	9	RECORD	PCT. RANK	GAMES	SCHEDULE	OF SCHEDULE	RPI	RPI	RPI	RPI
DIV. I ONLY	27- 2	2	8- 2	29	9	3	3	2	2	
DIV. I NON-CONF.	14- 0	1	0- 0	69	19	5	5	2	2	
TOTALS	RPI 1-25	RPI 26-50	W-L RECORDS	RPI 51-100	RPI 101-150	RPI 150+				
27- 2	5- 2	3- 0	OVERALL	9- 0	5- 0	5- 0				
10- 0	3- 0	1- 0	HOME	3- 0	1- 0	2- 0				
12- 2	2- 2	1- 0	AWAY	3- 0	4- 0	2- 0				
5- 0	0- 0	1- 0	NEUTRAL	3- 0	0- 0	1- 0				
14- 0	1- 0	1- 0	NON-CONFERENCE	6- 0	2- 0	4- 0				
3- 0	1- 0	0- 0	HOME	0- 0	0- 0	2- 0				
6- 0	0- 0	0- 0	AWAY	3- 0	2- 0	1- 0				
5- 0	0- 0	1- 0	NEUTRAL	3- 0	0- 0	1- 0				
13- 2	4- 2	2- 0	CONFERENCE	3- 0	3- 0	1- 0				
7- 0	2- 0	1- 0	HOME	3- 0	1- 0	0- 0				
6- 2	2- 2	1- 0	AWAY	0- 0	2- 0	1- 0				
0- 0	0- 0	0- 0	NEUTRAL	0- 0	0- 0	0- 0				

RPI 1-25				Team's RPI: 3				RPI 26-50				RPI 51-100				RPI 101+			
RPI	S	Opponent	Score		RPI	S	Opponent	Score		RPI	S	Opponent	Score		RPI	S	Opponent	Score	
4	A	South Carolina	61 64		30	N	Oregon	75 63		51	A	Little Rock	58 44		120	A	Ole Miss	66 44	
10	H	Texas	79 68		33	H	LSU	74 48		54	N	Tulane	66 49		120	H	Ole Miss	73 62	
14	A	Kentucky	75 78		43	A	Auburn	77 47		58	N	Villanova	108 62		123	A	Southern Miss.	72 50	
22	H	Missouri	70 53							62	A	Iowa St.	85 81		127	A	Alabama	67 54	
23	A	Tennessee	74 64							64	A	Southern California	76 72		142	A	Maine	87 43	
25	A	Texas A&M	72 67							83	H	Georgia	58 49		153	A	Arkansas	59 51	
25	H	Texas A&M	71 61							84	H	Florida	82 49		196	N	San Jose St.	88 51	
										88	N	SMU	91 42		217	H	Alabama St.	90 47	
										91	H	Vanderbilt	86 41		258	A	Hawaii	66 41	
															314	H	Northwestern St.	106 30	
LAST 12 Division I GAMES:																			
14	A	Kentucky	75 78		43	A	Auburn	77 47											
25	A	Texas A&M	72 67		25	H	Texas A&M	71 61											
83	H	Georgia	58 49		4	A	South Carolina	61 64											
120	A	Ole Miss	66 44		127	A	Alabama	67 54											
91	H	Vanderbilt	86 41		120	H	Ole Miss	73 62											
22	H	Missouri	70 53		84	H	Florida	82 49											

Non-Div I Games:

Mississippi St.

Average RPI Win:	301	WON-LOST	WINNING	LAST 10	STRENGTH OF	OPP. STRENGTH	TEAM	ADJ.	CONF.	ADJ CONF.
Average RPI Loss:	195	RECORD	PCT. RANK	GAMES	SCHEDULE	OF SCHEDULE	RPI	RPI	RPI	RPI
DIV. I ONLY	7- 17	285	4- 6	305	319	305	305	30	30	
DIV. I NON-CONF.	1- 8	314	0- 0	111	131	258	258	30	30	
TOTALS	RPI 1-25	RPI 26-50	W-L RECORDS	RPI 51-100	RPI 101-150	RPI 150+				
7- 17	0- 1	0- 0	OVERALL	0- 1	0- 3	7- 12				
3- 5	0- 0	0- 0	HOME	0- 1	0- 0	3- 4				
4- 12	0- 0	0- 0	AWAY	0- 0	0- 1	4- 2				
0- 0	0- 0	0- 0	NEUTRAL	0- 0	0- 0	0- 0				
1- 8	0- 1	0- 0	NON-CONFERENCE	0- 1	0- 3	1- 3				
0- 2	0- 0	0- 0	HOME	0- 1	0- 0	0- 1				
1- 6	0- 1	0- 0	AWAY	0- 0	0- 3	1- 2				
0- 0	0- 0	0- 0	NEUTRAL	0- 0	0- 0	0- 0				
6- 9	0- 0	0- 0	CONFERENCE	0- 0	0- 0	6- 9				
3- 3	0- 0	0- 0	HOME	0- 0	0- 0	3- 3				
3- 6	0- 0	0- 0	AWAY	0- 0	0- 0	3- 6				
0- 0	0- 0	0- 0	NEUTRAL	0- 0	0- 0	0- 0				

RPI 1-25				RPI 26-50				RPI 51-100				RPI 101+ Team's RPI: 305			
RPI	S	Opponent	Score	RPI	S	Opponent	Score	RPI	S	Opponent	Score	RPI	S	Opponent	Score
5	A	Baylor	36 101					72	H	Colorado	64 76	120	A	Ole Miss	30 67
												123	A	Southern Miss.	55 83
												127	A	Alabama	44 93
												182	A	UAB	46 80
												211	A	Wisconsin	61 103
												213	A	Grambling	67 88
												216	A	Texas Southern	54 60
												216	H	Texas Southern	75 74
												217	A	Alabama St.	57 71
												217	H	Alabama St.	73 79
												228	A	Southern U.	44 51
												228	H	Southern U.	51 62
												252	A	Ark.-Pine Bluff	73 63
												261	H	Murray St.	62 80
												282	A	Prairie View	65 96
												282	H	Prairie View	64 55
												307	A	Alcorn	49 69
												307	H	Alcorn	60 68
												314	A	Northwestern St.	68 64
												346	A	Jackson St.	62 57
												349	A	Alabama A&M	58 52
												349	H	Alabama A&M	60 58
LAST 12 Division I GAMES:															
216	A	Texas Southern	54 60	213	A	Grambling	67 88								
282	A	Prairie View	65 96	346	A	Jackson St.	62 57								
228	H	Southern U.	51 62	216	H	Texas Southern	75 74								
307	H	Alcorn	60 68	282	H	Prairie View	64 55								
217	A	Alabama St.	57 71	228	A	Southern U.	44 51								
349	A	Alabama A&M	58 52	307	A	Alcorn	49 69								

Non-Div I Games: Blue Mountain 66 40 Tougaloo 99 55

Mississippi Val.

■ Loss,
 ■ Non-Conf,
 ■ S Site,
 ■ H Home
 ■ A Away
 N Neutral

Average RPI Win:	117	WON-LOST	WINNING	LAST 10	STRENGTH OF	OPP. STRENGTH	TEAM	ADJ.	CONF.	ADJ CONF.
Average RPI Loss:	46	RECORD	PCT. RANK	GAMES	SCHEDULE	OF SCHEDULE	RPI	RPI	RPI	RPI
DIV. I ONLY	20- 9	75	8- 2	16	38	22	22	2	2	
DIV. I NON-CONF.	10- 4	80	0- 0	37	107	39	39	2	2	
TOTALS	RPI 1-25	RPI 26-50	W-L RECORDS	RPI 51-100	RPI 101-150	RPI 150+				
20- 9	4- 4	1- 1	OVERALL	4- 2	2- 2	9- 0				
15- 1	3- 0	1- 0	HOME	2- 0	2- 1	7- 0				
4- 7	0- 1	0- 0	AWAY	2- 0	0- 0	2- 0				
1- 1	1- 0	0- 0	NEUTRAL	0- 1	0- 0	0- 0				
10- 4	1- 1	0- 0	NON-CONFERENCE	1- 2	1- 1	7- 0				
8- 0	0- 0	0- 0	HOME	1- 0	1- 0	6- 0				
1- 3	0- 1	0- 0	AWAY	0- 1	0- 1	1- 0				
1- 1	1- 0	0- 0	NEUTRAL	0- 1	0- 0	0- 0				
10- 5	3- 3	1- 1	CONFERENCE	3- 0	1- 1	2- 0				
7- 1	3- 0	1- 0	HOME	1- 0	1- 1	1- 0				
3- 4	0- 3	0- 1	AWAY	2- 0	0- 0	1- 0				
0- 0	0- 0	0- 0	NEUTRAL	0- 0	0- 0	0- 0				

RPI	S	Opponent	Score	RPI	S	Opponent	Score	RPI	S	Opponent	Score	RPI	S	Opponent	Score
3	A	Mississippi St.	53 70	33	A	LSU	71 80	52	N	Georgia Tech	70 72	101	H	Abilene Christian	52 46
4	H	South Carolina	62 60	43	H	Auburn	68 53	55	A	IUPUI	45 73	102	A	Saint Louis	61 72
7	A	Washington	66 79					83	H	Georgia	63 45	120	H	Ole Miss	100 65
14	A	Kentucky	62 64					84	A	Florida	74 67	127	H	Alabama	58 59
14	H	Kentucky	73 67					86	H	Western Ill.	71 68	153	A	Arkansas	60 46
18	N	Creighton	72 63					91	A	Vanderbilt	74 68	153	H	Arkansas	67 56
23	A	Tennessee	66 77									161	H	Missouri St.	73 49
25	H	Texas A&M	78 76									174	H	UC Riverside	68 62
												190	A	Nebraska	55 35
												198	H	Wichita St.	64 57
												202	H	SIUE	72 60
												205	H	Indiana St.	77 48
												241	H	UT Martin	80 69
LAST 12 Division I GAMES:															
120	H	Ole Miss	100 65	14	H	Kentucky	73 67								
4	H	South Carolina	62 60	43	H	Auburn	68 53								
84	A	Florida	74 67	153	A	Arkansas	60 46								
153	H	Arkansas	67 56	25	H	Texas A&M	78 76								
23	A	Tennessee	66 77	91	A	Vanderbilt	74 68								
3	A	Mississippi St.	53 70	33	A	LSU	71 80								

Non-Div I Games:

Missouri

■ Loss,
■ Non-Conf, S Site,
■ Home
■ Away
N Neutral

Average RPI Win:	225	WON-LOST	WINNING	LAST 10	STRENGTH OF	OPP. STRENGTH	TEAM	ADJ.	CONF.	ADJ CONF.
Average RPI Loss:	103	RECORD	PCT. RANK	GAMES	SCHEDULE	OF SCHEDULE	RPI	RPI	RPI	RPI
DIV. I ONLY	13- 11	149	8- 2	203	104	161	161	16	16	
DIV. I NON-CONF.	3- 7	250	0- 0	112	10	199	199	14	14	
TOTALS	RPI 1-25	RPI 26-50	W-L RECORDS	RPI 51-100	RPI 101-150	RPI 150+				
13- 11	0- 1	0- 1	OVERALL	0- 5	0- 1	13- 3				
6- 5	0- 0	0- 1	HOME	0- 3	0- 0	6- 1				
7- 5	0- 1	0- 0	AWAY	0- 1	0- 1	7- 2				
0- 1	0- 0	0- 0	NEUTRAL	0- 1	0- 0	0- 0				
3- 7	0- 1	0- 0	NON-CONFERENCE	0- 4	0- 1	3- 1				
2- 2	0- 0	0- 0	HOME	0- 2	0- 0	2- 0				
1- 4	0- 1	0- 0	AWAY	0- 1	0- 1	1- 1				
0- 1	0- 0	0- 0	NEUTRAL	0- 1	0- 0	0- 0				
10- 4	0- 0	0- 1	CONFERENCE	0- 1	0- 0	10- 2				
4- 3	0- 0	0- 1	HOME	0- 1	0- 0	4- 1				
6- 1	0- 0	0- 0	AWAY	0- 0	0- 0	6- 1				
0- 0	0- 0	0- 0	NEUTRAL	0- 0	0- 0	0- 0				

RPI 1-25				RPI 26-50				RPI 51-100				RPI 101+ Team's RPI: 161			
RPI	S	Opponent	Score	RPI	S	Opponent	Score	RPI	S	Opponent	Score	RPI	S	Opponent	Score
22	A	Missouri	49 73	34	H	Drake	64 90	51	H	Little Rock	47 58	148	A	Oral Roberts	56 78
								60	H	UNI	54 61	153	H	Arkansas	64 62
								64	N	Southern California	67 89	166	A	Kansas	87 64
								71	A	Northwestern	52 75	167	A	Memphis	60 69
								76	H	Middle Tenn.	52 71	185	A	Southern Ill.	78 60
												185	H	Southern Ill.	73 59
												187	H	North Texas	63 54
												198	A	Wichita St.	65 60
												198	H	Wichita St.	73 62
												205	A	Indiana St.	49 46
												221	A	Bradley	56 62
												221	H	Bradley	73 75
												260	A	Evansville	77 41
												260	H	Evansville	68 43
												308	A	Illinois St.	77 44
												308	H	Illinois St.	65 60
												315	A	Loyola Chicago	60 32
LAST 12 Division I GAMES:															
308	A	Illinois St.	77 44	315	A	Loyola Chicago	60 32	221	H	Bradley	73 75				
221	A	Bradley	56 62	308	H	Illinois St.	65 60	185	A	Southern Ill.	78 60				
260	H	Evansville	68 43	260	A	Evansville	77 41	198	H	Wichita St.	73 62				
185	H	Southern Ill.	73 59	198	A	Indiana St.	49 46								

Non-Div I Games: Alas. Anchorage 65 58

Missouri St.

Average RPI Win:	237	WON-LOST	WINNING	LAST 10	STRENGTH OF	OPP. STRENGTH	TEAM	ADJ.	CONF.	ADJ CONF.
Average RPI Loss:	182	RECORD	PCT. RANK	GAMES	SCHEDULE	OF SCHEDULE	RPI	RPI	RPI	RPI
DIV. I ONLY	12- 15	205	3- 7	255	254	225	225	18	18	
DIV. I NON-CONF.	5- 4	143	0- 0	310	338	214	214	17	17	
TOTALS	RPI 1-25	RPI 26-50	W-L RECORDS	RPI 51-100	RPI 101-150	RPI 150+				
12- 15	0- 0	1- 1	OVERALL	0- 0	1- 4	10- 10				
6- 6	0- 0	1- 0	HOME	0- 0	1- 2	4- 4				
6- 8	0- 0	0- 1	AWAY	0- 0	0- 0	6- 1				
0- 1	0- 0	0- 0	NEUTRAL	0- 0	0- 0	0- 1				
5- 4	0- 0	0- 0	NON-CONFERENCE	0- 0	0- 1	5- 3				
1- 2	0- 0	0- 0	HOME	0- 0	0- 1	1- 1				
4- 1	0- 0	0- 0	AWAY	0- 0	0- 0	4- 1				
0- 1	0- 0	0- 0	NEUTRAL	0- 0	0- 0	0- 1				
7- 11	0- 0	1- 1	CONFERENCE	0- 0	1- 3	5- 7				
5- 4	0- 0	1- 0	HOME	0- 0	1- 1	3- 3				
2- 7	0- 0	0- 1	AWAY	0- 0	0- 2	2- 4				
0- 0	0- 0	0- 0	NEUTRAL	0- 0	0- 0	0- 0				

RPI 1-25			RPI 26-50			RPI 51-100			RPI 101+			Team's RPI: 225			
RPI	S	Opponent	Score	RPI	S	Opponent	Score	RPI	S	Opponent	Score	RPI	S	Opponent	Score
				42	A	Quinnipiac	54 74					112	A	Rider	63 75
				42	H	Quinnipiac	61 58					112	H	Rider	69 71
												115	H	Clemson	47 60
												149	A	Iona	54 60
												149	H	Iona	75 65
												175	H	Providence	58 62
												178	A	Siena	76 85
												178	H	Siena	86 91
												180	N	Hartford	72 75
												181	A	Fairfield	60 53
												181	H	Fairfield	68 71
												194	A	Sacred Heart	65 54
												210	A	Robert Morris	69 56
												223	A	Marist	66 76
												223	H	Marist	79 69
												237	A	Niagara	45 66
												259	H	Manhattan	61 75
												264	A	Canisius	54 74
												264	H	Canisius	55 53
LAST 12 Division I GAMES:															
				112	A	Rider	63 75	112	H	Rider	69 71	285	A	Eastern Mich.	75 68
				223	A	Marist	66 76	178	H	Siena	86 91	306	A	Lehigh	73 62
				259	H	Manhattan	61 75	181	A	Fairfield	60 53	325	A	Saint Peter's	58 42
				149	H	Iona	75 65	149	A	Iona	54 60	325	H	Saint Peter's	76 59
				325	A	Saint Peter's	58 42	42	H	Quinnipiac	61 58	326	A	St. Francis Brooklyn	78 87
				42	A	Quinnipiac	54 74	264	H	Canisius	55 53	344	H	Fairleigh Dickinson	72 63

Non-Div I Games:

Monmouth

Loss, Non-Conf, S Site, H Home A Away N Neutral

Average RPI Win:	304	WON-LOST	WINNING	LAST 10	STRENGTH OF	OPP. STRENGTH	TEAM	ADJ.	CONF.	ADJ CONF.
Average RPI Loss:	174	RECORD	PCT. RANK	GAMES	SCHEDULE	OF SCHEDULE	RPI	RPI	RPI	RPI
DIV. I ONLY	3- 21	332	2- 8	223	260	330	330	20	20	
DIV. I NON-CONF.	1- 8	314	0- 0	181	315	328	328	18	18	
TOTALS	RPI 1-25	RPI 26-50	W-L RECORDS	RPI 51-100	RPI 101-150	RPI 150+				
3- 21	0- 0	0- 2	OVERALL	0- 2	0- 8	3- 9				
3- 8	0- 0	0- 1	HOME	0- 1	0- 3	3- 3				
0- 11	0- 0	0- 0	AWAY	0- 1	0- 5	0- 5				
0- 2	0- 0	0- 1	NEUTRAL	0- 0	0- 0	0- 1				
1- 8	0- 0	0- 2	NON-CONFERENCE	0- 1	0- 1	1- 4				
1- 3	0- 0	0- 1	HOME	0- 0	0- 1	1- 1				
0- 3	0- 0	0- 0	AWAY	0- 1	0- 0	0- 2				
0- 2	0- 0	0- 1	NEUTRAL	0- 0	0- 0	0- 1				
2- 13	0- 0	0- 0	CONFERENCE	0- 1	0- 7	2- 5				
2- 5	0- 0	0- 0	HOME	0- 1	0- 2	2- 2				
0- 8	0- 0	0- 0	AWAY	0- 0	0- 5	0- 3				
0- 0	0- 0	0- 0	NEUTRAL	0- 0	0- 0	0- 0				

RPI S	Opponent	Score	RPI S	Opponent	Score	RPI S	Opponent	Score	RPI S	Opponent	Score
35 N	South Dakota St.	43 84	35 N	South Dakota St.	43 84	81 H	Montana St.	69 75	114 H	Wyoming	42 67
47 H	Colorado St.	49 63	47 H	Colorado St.	49 63	99 A	SFA	46 54	124 A	North Dakota	63 73
									125 A	Northern Colo.	46 65
									128 A	Eastern Wash.	57 64
									128 H	Eastern Wash.	46 60
									129 A	Idaho	50 75
									129 H	Idaho	59 86
									144 A	Idaho St.	43 61
									183 H	Utah St.	47 65
									219 A	Seattle U	44 60
									220 A	Weber St.	58 74
									255 A	Portland St.	45 68
									255 H	Portland St.	44 64
									287 H	Southern Utah	64 55
									289 A	Sacramento St.	69 99
									289 H	Sacramento St.	60 73
									296 H	Northern Ariz.	60 59
									310 N	Massachusetts	58 59
									329 H	Incarnate Word	61 56
									345 A	Cal St. Fullerton	56 72
LAST 12 Division I GAMES:											
255 A	Portland St.	45 68	128 A	Eastern Wash.	57 64						
289 A	Sacramento St.	69 99	289 H	Sacramento St.	60 73						
296 H	Northern Ariz.	60 59	255 H	Portland St.	44 64						
287 H	Southern Utah	64 55	124 A	North Dakota	63 73						
81 H	Montana St.	69 75	125 A	Northern Colo.	46 65						
129 A	Idaho	50 75	128 H	Eastern Wash.	46 60						

Non-Div I Games: Rocky Mountain 64 56 Great Falls 66 55

Montana

Loss, Non-Conf, S Site, H Home A Away N Neutral

Average RPI Win:	219	WON-LOST	WINNING	LAST 10	STRENGTH OF	OPP. STRENGTH	TEAM	ADJ.	CONF.	ADJ CONF.
Average RPI Loss:	146	RECORD	PCT. RANK	GAMES	SCHEDULE	OF SCHEDULE	RPI	RPI	RPI	RPI
DIV. I ONLY	17- 6	56	8- 2	243	205	81	81	20	20	
DIV. I NON-CONF.	5- 3	122	0- 0	242	148	102	102	18	18	
TOTALS	RPI 1-25	RPI 26-50	W-L RECORDS	RPI 51-100	RPI 101-150	RPI 150+				
17- 6	0- 0	0- 0	OVERALL	0- 2	5- 2	12- 2				
8- 0	0- 0	0- 0	HOME	0- 0	2- 0	6- 0				
8- 6	0- 0	0- 0	AWAY	0- 2	3- 2	5- 2				
1- 0	0- 0	0- 0	NEUTRAL	0- 0	0- 0	1- 0				
5- 3	0- 0	0- 0	NON-CONFERENCE	0- 2	0- 0	5- 1				
2- 0	0- 0	0- 0	HOME	0- 0	0- 0	2- 0				
2- 3	0- 0	0- 0	AWAY	0- 2	0- 0	2- 1				
1- 0	0- 0	0- 0	NEUTRAL	0- 0	0- 0	1- 0				
12- 3	0- 0	0- 0	CONFERENCE	0- 0	5- 2	7- 1				
6- 0	0- 0	0- 0	HOME	0- 0	2- 0	4- 0				
6- 3	0- 0	0- 0	AWAY	0- 0	3- 2	3- 1				
0- 0	0- 0	0- 0	NEUTRAL	0- 0	0- 0	0- 0				

RPI 1-25			RPI 26-50			RPI 51-100			Team's RPI: 81	RPI 101+		
RPI	S	Opponent	Score	RPI	S	Opponent	Score	RPI	S	Opponent	Score	
								69	A	Utah	64	74
								98	A	UC Davis	62	70
										124	A	North Dakota
										125	A	Northern Colo.
										128	A	Eastern Wash.
										128	H	Eastern Wash.
										129	A	Idaho
										129	H	Idaho
										144	A	Idaho St.
										151	N	Santa Clara
										183	A	Utah St.
										219	H	Seattle U
										220	A	Weber St.
										238	A	Pacific
										253	H	Cal Poly
										255	A	Portland St.
										255	H	Portland St.
										262	A	Portland
										287	H	Southern Utah
										289	A	Sacramento St.
										289	H	Sacramento St.
										296	H	Northern Ariz.
										330	A	Montana
LAST 12 Division I GAMES:												

Non-Div I Games: Carroll (MT) 75 44 Great Falls 75 42

Montana St.

Loss, Non-Conf, S Site, H Home A Away N Neutral

Average RPI Win:	274	WON-LOST	WINNING	LAST 10	STRENGTH OF	OPP. STRENGTH	TEAM	ADJ.	CONF.	ADJ CONF.
Average RPI Loss:	157	RECORD	PCT. RANK	GAMES	SCHEDULE	OF SCHEDULE	RPI	RPI	RPI	RPI
DIV. I ONLY	18- 8	70	6- 4	334	245	171	171	26	26	
DIV. I NON-CONF.	8- 3	67	0- 0	344	178	202	202	26	26	
TOTALS	RPI 1-25	RPI 26-50	W-L RECORDS	RPI 51-100	RPI 101-150	RPI 150+				
18- 8	0- 1	0- 0	OVERALL	0- 3	0- 0	18- 4				
11- 2	0- 0	0- 0	HOME	0- 1	0- 0	11- 1				
7- 6	0- 1	0- 0	AWAY	0- 2	0- 0	7- 3				
0- 0	0- 0	0- 0	NEUTRAL	0- 0	0- 0	0- 0				
8- 3	0- 1	0- 0	NON-CONFERENCE	0- 1	0- 0	8- 1				
5- 1	0- 0	0- 0	HOME	0- 0	0- 0	5- 1				
3- 2	0- 1	0- 0	AWAY	0- 1	0- 0	3- 0				
0- 0	0- 0	0- 0	NEUTRAL	0- 0	0- 0	0- 0				
10- 5	0- 0	0- 0	CONFERENCE	0- 2	0- 0	10- 3				
6- 1	0- 0	0- 0	HOME	0- 1	0- 0	6- 0				
4- 4	0- 0	0- 0	AWAY	0- 1	0- 0	4- 3				
0- 0	0- 0	0- 0	NEUTRAL	0- 0	0- 0	0- 0				

RPI 1-25				RPI 26-50				RPI 51-100				RPI 101+ Team's RPI: 171			
RPI	S	Opponent	Score	RPI	S	Opponent	Score	RPI	S	Opponent	Score	RPI	S	Opponent	Score
14	A	Kentucky	47 74					57	A	West Virginia	53 94	202	H	SIUE	69 66
								59	A	Belmont	76 96	230	H	Miami (OH)	77 43
								59	H	Belmont	59 91	241	A	UT Martin	89 68
												249	A	Jacksonville St.	68 69
												256	A	Tennessee St.	66 69
												256	H	Tennessee St.	87 74
												261	H	Murray St.	73 59
												263	H	Georgia St.	50 68
												264	H	Canisius	77 68
												265	A	Southeast Mo. St.	82 72
												267	A	Tennessee Tech	81 52
												267	H	Tennessee Tech	79 65
												269	A	Austin Peay	81 71
												275	A	Kennesaw St.	71 50
												285	H	Eastern Mich.	78 73
												290	H	Lipscomb	73 53
												294	H	Eastern Ill.	66 62
												299	A	North Florida	84 65
												302	A	Eastern Ky.	58 65
												302	H	Eastern Ky.	80 54
												334	A	Florida A&M	53 48
												337	H	Chicago St.	63 55
LAST 12 Division I GAMES:															
267	A	Tennessee Tech	81 52	249	A	Jacksonville St.	68 69								
59	A	Belmont	76 96	267	H	Tennessee Tech	79 65								
256	H	Tennessee St.	87 74	302	H	Eastern Ky.	80 54								
302	A	Eastern Ky.	58 65	59	H	Belmont	59 91								
265	A	Southeast Mo. St.	82 72	256	A	Tennessee St.	66 69								
261	H	Murray St.	73 59	202	H	SIUE	69 66								

Non-Div I Games: Ky. Christian 100 52 Alice Lloyd 92 42

Morehead St.

■ Loss,
 ■ Non-Conf,
 ■ S Site,
 ■ Home
 ■ A Away
 N Neutral

Average RPI Win:	296	WON-LOST	WINNING	LAST 10	STRENGTH OF	OPP. STRENGTH	TEAM	ADJ.	CONF.	ADJ CONF.
Average RPI Loss:	246	RECORD	PCT. RANK	GAMES	SCHEDULE	OF SCHEDULE	RPI	RPI	RPI	RPI
DIV. I ONLY	6- 19	304	5- 5	332	349	333	333	32	32	
DIV. I NON-CONF.	1- 11	330	0- 0	188	344	322	322	31	31	
TOTALS	RPI 1-25	RPI 26-50	W-L RECORDS	RPI 51-100	RPI 101-150	RPI 150+				
6- 19	0- 0	0- 1	OVERALL	0- 0	0- 1	6- 17				
3- 5	0- 0	0- 0	HOME	0- 0	0- 0	3- 5				
3- 11	0- 0	0- 1	AWAY	0- 0	0- 1	3- 9				
0- 3	0- 0	0- 0	NEUTRAL	0- 0	0- 0	0- 3				
1- 11	0- 0	0- 1	NON-CONFERENCE	0- 0	0- 1	1- 9				
0- 2	0- 0	0- 0	HOME	0- 0	0- 0	0- 2				
1- 6	0- 0	0- 1	AWAY	0- 0	0- 1	1- 4				
0- 3	0- 0	0- 0	NEUTRAL	0- 0	0- 0	0- 3				
5- 8	0- 0	0- 0	CONFERENCE	0- 0	0- 0	5- 8				
3- 3	0- 0	0- 0	HOME	0- 0	0- 0	3- 3				
2- 5	0- 0	0- 0	AWAY	0- 0	0- 0	2- 5				
0- 0	0- 0	0- 0	NEUTRAL	0- 0	0- 0	0- 0				

RPI 1-25			RPI 26-50			RPI 51-100			RPI 101+ Team's RPI: 333		
RPI	S	Opponent	Score	RPI	S	Opponent	Score	RPI	S	Opponent	Score
				44	A	Dayton	42 61				
								102	A	Saint Louis	43 71
								159	H	Brown	51 68
								191	A	Bethune-Cookman	48 50
								195	N	Campbell	51 62
								208	A	UMBC	69 61
								210	H	Robert Morris	44 58
								224	A	Richmond	37 54
								244	A	Howard	73 72
								252	N	Ark.-Pine Bluff	44 53
								256	A	Marshall	43 62
								274	H	Norfolk St.	47 56
								276	A	Coppin St.	45 61
								279	A	Mt. St. Mary's	50 65
								284	A	Savannah St.	62 66
								284	H	Savannah St.	50 43
								285	H	N.C. A&T	62 67
								302	N	Eastern Ky.	58 66
								323	A	UMKC	56 64
								334	A	Florida A&M	48 51
								334	H	Florida A&M	26 61
								343	H	N.C. Central	44 42
								347	A	South Carolina St.	46 50
								348	A	Delaware St.	71 52
								348	H	Delaware St.	74 47
LAST 12 Division I GAMES:											
348	A	Delaware St.	71 52	276	A	Coppin St.	45 61				
284	H	Savannah St.	50 43	347	A	South Carolina St.	46 50				
244	A	Howard	73 72	284	A	Savannah St.	62 66				
348	H	Delaware St.	74 47	285	H	N.C. A&T	62 67				
343	H	N.C. Central	44 42	334	A	Florida A&M	48 51				
334	H	Florida A&M	26 61	191	A	Bethune-Cookman	48 50				

Non-Div I Games: Washington Adventis79 28

Morgan St.

■ Loss,
 ■ Non-Conf,
 ■ S Site,
 ■ Home
 ■ A Away
 N Neutral

Average RPI Win:	302	WON-LOST	WINNING	LAST 10	STRENGTH OF	OPP. STRENGTH	TEAM	ADJ.	CONF.	ADJ CONF.
Average RPI Loss:	213	RECORD	PCT. RANK	GAMES	SCHEDULE	OF SCHEDULE	RPI	RPI	RPI	RPI
DIV. I ONLY	11- 16	229	7- 3	300	346	279	279	31	31	
DIV. I NON-CONF.	2- 9	293	0- 0	219	308	326	326	32	32	
TOTALS	RPI 1-25	RPI 26-50	W-L RECORDS	RPI 51-100	RPI 101-150	RPI 150+				
11- 16	0- 1	0- 0	OVERALL	0- 1	0- 2	11- 12				
7- 5	0- 0	0- 0	HOME	0- 0	0- 0	7- 5				
4- 11	0- 1	0- 0	AWAY	0- 1	0- 2	4- 7				
0- 0	0- 0	0- 0	NEUTRAL	0- 0	0- 0	0- 0				
2- 9	0- 1	0- 0	NON-CONFERENCE	0- 1	0- 2	2- 5				
2- 3	0- 0	0- 0	HOME	0- 0	0- 0	2- 3				
0- 6	0- 1	0- 0	AWAY	0- 1	0- 2	0- 2				
0- 0	0- 0	0- 0	NEUTRAL	0- 0	0- 0	0- 0				
9- 7	0- 0	0- 0	CONFERENCE	0- 0	0- 0	9- 7				
5- 2	0- 0	0- 0	HOME	0- 0	0- 0	5- 2				
4- 5	0- 0	0- 0	AWAY	0- 0	0- 0	4- 5				
0- 0	0- 0	0- 0	NEUTRAL	0- 0	0- 0	0- 0				

RPI 1-25				RPI 26-50				RPI 51-100				RPI 101+ Team's RPI: 279			
RPI	S	Opponent	Score	RPI	S	Opponent	Score	RPI	S	Opponent	Score	RPI	S	Opponent	Score
21	A	Maryland	42 106					57	A	West Virginia	45 77	143	A	Pittsburgh	54 89
												147	A	William & Mary	46 68
												181	H	Fairfield	57 70
												194	A	Sacred Heart	45 49
												194	H	Sacred Heart	61 59
												210	A	Robert Morris	58 70
												210	H	Robert Morris	44 50
												242	A	Saint Francis (PA)	66 58
												242	H	Saint Francis (PA)	88 97
												244	A	Howard	62 95
												247	H	UMES	52 63
												272	A	Bryant	62 78
												272	H	Bryant	61 53
												276	H	Coppin St.	54 48
												277	A	Loyola Maryland	53 58
												306	H	Lehigh	57 74
												319	A	Central Conn. St.	58 68
												319	H	Central Conn. St.	81 66
												326	A	St. Francis Brooklyn	62 44
												332	A	LIU Brooklyn	60 63
												333	H	Morgan St.	65 50
												338	A	Wagner	70 59
												338	H	Wagner	66 47
												344	A	Fairleigh Dickinson	75 71
												344	H	Fairleigh Dickinson	61 50
LAST 12 Division I GAMES:															
338	A	Wagner	70 59	194	H	Sacred Heart	61 59	210	H	Robert Morris	44 50	338	H	Wagner	66 47
344	A	Fairleigh Dickinson	75 71	194	A	Sacred Heart	45 49	326	A	St. Francis Brooklyn	62 44	344	A	Fairleigh Dickinson	75 71
210	A	Robert Morris	58 70	344	H	Fairleigh Dickinson	61 50	272	H	Bryant	61 53	242	H	Saint Francis (PA)	88 97
242	A	Saint Francis (PA)	66 58												
272	H	Bryant	61 53												
319	H	Central Conn. St.	81 66												

Non-Div I Games:

Mt. St. Mary's

■ Loss,
 ■ Non-Conf,
 ■ S Site,
 ■ H Home
 ■ A Away
 N Neutral

Average RPI Win:	280	WON-LOST	WINNING	LAST 10	STRENGTH OF	OPP. STRENGTH	TEAM	ADJ.	CONF.	ADJ CONF.
Average RPI Loss:	195	RECORD	PCT. RANK	GAMES	SCHEDULE	OF SCHEDULE	RPI	RPI	RPI	RPI
DIV. I ONLY	13- 13	171	3- 7	327	294	261	261	26	26	
DIV. I NON-CONF.	6- 5	148	0- 0	334	309	244	244	26	26	
TOTALS	RPI 1-25	RPI 26-50	W-L RECORDS	RPI 51-100	RPI 101-150	RPI 150+				
13- 13	0- 0	0- 1	OVERALL	0- 1	0- 1	13- 10				
7- 5	0- 0	0- 0	HOME	0- 1	0- 0	7- 4				
5- 7	0- 0	0- 1	AWAY	0- 0	0- 0	5- 6				
1- 1	0- 0	0- 0	NEUTRAL	0- 0	0- 1	1- 0				
6- 5	0- 0	0- 1	NON-CONFERENCE	0- 0	0- 1	6- 3				
3- 1	0- 0	0- 0	HOME	0- 0	0- 0	3- 1				
2- 3	0- 0	0- 1	AWAY	0- 0	0- 0	2- 2				
1- 1	0- 0	0- 0	NEUTRAL	0- 0	0- 1	1- 0				
7- 8	0- 0	0- 0	CONFERENCE	0- 1	0- 0	7- 7				
4- 4	0- 0	0- 0	HOME	0- 1	0- 0	4- 3				
3- 4	0- 0	0- 0	AWAY	0- 0	0- 0	3- 4				
0- 0	0- 0	0- 0	NEUTRAL	0- 0	0- 0	0- 0				

RPI S	Opponent	Score	RPI S	Opponent	Score	RPI S	Opponent	Score	RPI S	Opponent	Score	Team's RPI: 261
49	A Ohio	70 79	59	H Belmont	69 87	101	N Abilene Christian	57 81	171	A Morehead St.	59 73	
						185	A Southern Ill.	63 70	199	A ETSU	60 79	
						202	A SIUE	84 77	202	H SIUE	76 85	
						203	H UNCG	81 70	241	H UT Martin	70 90	
						249	A Jacksonville St.	71 64	256	H Tennessee St.	80 72	
						260	H Evansville	77 82	265	A Southeast Mo. St.	70 79	
						265	H Southeast Mo. St.	67 80	267	A Tennessee Tech	54 72	
						269	A Austin Peay	63 75	269	H Austin Peay	67 62	
						290	H Lipscomb	79 59	294	A Eastern Ill.	66 57	
						294	H Eastern Ill.	92 74	295	A Northern Ky.	72 69	
						302	H Eastern Ky.	70 64	305	A Mississippi Val.	80 62	
						329	N Incarnate Word	72 68	349	H Alabama A&M	81 49	
LAST 12 Division I GAMES:												
265	H Southeast Mo. St.	67 80	171	A Morehead St.	59 73							
202	H SIUE	76 85	241	H UT Martin	70 90							
294	A Eastern Ill.	66 57	265	A Southeast Mo. St.	70 79							
269	H Austin Peay	67 62	269	A Austin Peay	63 75							
302	H Eastern Ky.	70 64	202	A SIUE	84 77							
59	H Belmont	69 87	294	H Eastern Ill.	92 74							

Non-Div I Games: Eureka 101 59 MacMurray 93 37

Murray St.

Loss, Non-Conf, S Site, H Home A Away N Neutral

Average RPI Win:	287	WON-LOST	WINNING	LAST 10	STRENGTH OF	OPP. STRENGTH	TEAM	ADJ.	CONF.	ADJ CONF.
Average RPI Loss:	170	RECORD	PCT. RANK	GAMES	SCHEDULE	OF SCHEDULE	RPI	RPI	RPI	RPI
DIV. I ONLY	9- 15	241	6- 4	301	310	285	285	32	32	
DIV. I NON-CONF.	2- 9	293	0- 0	89	63	263	263	31	31	
TOTALS	RPI 1-25	RPI 26-50	W-L RECORDS	RPI 51-100	RPI 101-150	RPI 150+				
9- 15	0- 1	1- 1	OVERALL	0- 3	0- 1	8- 9				
6- 3	0- 1	1- 1	HOME	0- 0	0- 0	5- 1				
3- 8	0- 0	0- 0	AWAY	0- 1	0- 0	3- 7				
0- 4	0- 0	0- 0	NEUTRAL	0- 2	0- 1	0- 1				
2- 9	0- 1	1- 1	NON-CONFERENCE	0- 3	0- 1	1- 3				
2- 2	0- 1	1- 1	HOME	0- 0	0- 0	1- 0				
0- 3	0- 0	0- 0	AWAY	0- 1	0- 0	0- 2				
0- 4	0- 0	0- 0	NEUTRAL	0- 2	0- 1	0- 1				
7- 6	0- 0	0- 0	CONFERENCE	0- 0	0- 0	7- 6				
4- 1	0- 0	0- 0	HOME	0- 0	0- 0	4- 1				
3- 5	0- 0	0- 0	AWAY	0- 0	0- 0	3- 5				
0- 0	0- 0	0- 0	NEUTRAL	0- 0	0- 0	0- 0				

RPI 1-25				RPI 26-50				RPI 51-100				RPI 101+ Team's RPI: 285			
RPI	S	Opponent	Score	RPI	S	Opponent	Score	RPI	S	Opponent	Score	RPI	S	Opponent	Score
12	H	UCLA	42 83	43	H	Auburn	36 68	57	N	West Virginia	64 80	121	N	Ball St.	57 76
				49	H	Ohio	63 57	84	N	Florida	38 67	192	A	Hampton	57 64
								97	A	FGCU	41 67	212	A	Appalachian St.	58 71
												223	N	Marist	64 69
												226	A	Ga. Southern	50 65
												241	H	UT Martin	74 59
												244	A	Howard	61 69
												244	H	Howard	63 55
												247	A	UMES	50 58
												247	H	UMES	57 60
												274	A	Norfolk St.	53 69
												276	A	Coppin St.	57 65
												333	A	Morgan St.	67 62
												334	H	Florida A&M	65 57
												343	A	N.C. Central	62 38
												347	H	South Carolina St.	66 54
												348	A	Delaware St.	68 60
												348	H	Delaware St.	83 44
LAST 12 Division I GAMES:															
247	A	UMES	50 58	343	A	N.C. Central	62 38								
244	A	Howard	61 69	244	H	Howard	63 55								
347	H	South Carolina St.	66 54	333	A	Morgan St.	67 62								
334	H	Florida A&M	65 57	276	A	Coppin St.	57 65								
348	A	Delaware St.	68 60	247	H	UMES	57 60								
274	A	Norfolk St.	53 69	348	H	Delaware St.	83 44								

Non-Div I Games: Francis Marion 72 65 Slippery Rock 70 59

N.C. A&T

Loss, Non-Conf, S Site, H Home A Away N Neutral

N.C. Central

Through Games Of Feb. 23, 2017

Average RPI Win:	310	WON-LOST	WINNING	LAST 10	STRENGTH OF	OPP. STRENGTH	TEAM	ADJ.	CONF.	ADJ CONF.
Average RPI Loss:	227	RECORD	PCT. RANK	GAMES	SCHEDULE	OF SCHEDULE	RPI	RPI	RPI	RPI
DIV. I ONLY	5- 18	312	3- 7	330	343	343	343	32	32	
DIV. I NON-CONF.	0- 10	335	0- 0	193	289	340	340	31	31	
TOTALS	RPI 1-25	RPI 26-50	W-L RECORDS	RPI 51-100	RPI 101-150	RPI 150+				
5- 18	0- 0	0- 1	OVERALL	0- 1	0- 1	5- 15				
4- 6	0- 0	0- 0	HOME	0- 0	0- 0	4- 6				
1- 12	0- 0	0- 1	AWAY	0- 1	0- 1	1- 9				
0- 0	0- 0	0- 0	NEUTRAL	0- 0	0- 0	0- 0				
0- 10	0- 0	0- 1	NON-CONFERENCE	0- 1	0- 1	0- 7				
0- 4	0- 0	0- 0	HOME	0- 0	0- 0	0- 4				
0- 6	0- 0	0- 1	AWAY	0- 1	0- 1	0- 3				
0- 0	0- 0	0- 0	NEUTRAL	0- 0	0- 0	0- 0				
5- 8	0- 0	0- 0	CONFERENCE	0- 0	0- 0	5- 8				
4- 2	0- 0	0- 0	HOME	0- 0	0- 0	4- 2				
1- 6	0- 0	0- 0	AWAY	0- 0	0- 0	1- 6				
0- 0	0- 0	0- 0	NEUTRAL	0- 0	0- 0	0- 0				

RPI 1-25			RPI 26-50			RPI 51-100			RPI 101+ Team's RPI: 343		
RPI	S	Opponent	Score	RPI	S	RPI	S	Opponent	Score	RPI	S
				37	A	82	A	Old Dominion	52	83	
								Hampton	36	60	
								Campbell	30	61	
								UNCG	51	64	
								Presbyterian	63	72	
								Furman	40	60	
								Howard	48	62	
								Howard	50	73	
								Wofford	54	64	
								UMES	51	73	
								UMES	68	59	
								Coastal Caro.	50	66	
								Norfolk St.	40	71	
								Coppin St.	58	46	
								N.C. A&T	38	62	
								USC Upstate	58	68	
								Morgan St.	42	44	
								Florida A&M	52	49	
								South Carolina St.	52	41	
								Delaware St.	51	55	
								Delaware St.	68	63	
LAST 12 Division I GAMES:											
244	A	Howard	48	62	348	A	Delaware St.	51	55		
247	A	UMES	51	73	285	H	N.C. A&T	38	62		
334	H	Florida A&M	52	49	244	H	Howard	50	73		
347	H	South Carolina St.	52	41	192	A	Hampton	36	60		
276	A	Coppin St.	58	46	274	A	Norfolk St.	40	71		
333	A	Morgan St.	42	44	348	H	Delaware St.	68	63		

Non-Div I Games: Johnson & Wales (NC75 38 Pfeiffer 47 50

N.C. Central

Loss, Non-Conf, S Site, H Home A Away N Neutral

Average RPI Win: 310	WON-LOST	WINNING	LAST 10	STRENGTH OF	OPP. STRENGTH	TEAM	ADJ.	CONF.	ADJ CONF.
Average RPI Loss: 183	RECORD	PCT. RANK	GAMES	SCHEDULE	OF SCHEDULE	RPI	RPI	RPI	RPI
DIV. I ONLY	8- 18	271	2- 8	313	288	313	313	24	24
DIV. I NON-CONF.	5- 8	218	0- 0	336	338	311	311	24	24
TOTALS	RPI 1-25	RPI 26-50	W-L RECORDS	RPI 51-100	RPI 101-150	RPI 150+			
8- 18	0- 0	0- 1	OVERALL	0- 6	0- 2	8- 9			
4- 7	0- 0	0- 0	HOME	0- 2	0- 1	4- 4			
3- 11	0- 0	0- 1	AWAY	0- 4	0- 1	3- 5			
1- 0	0- 0	0- 0	NEUTRAL	0- 0	0- 0	1- 0			
5- 8	0- 0	0- 1	NON-CONFERENCE	0- 2	0- 0	5- 5			
2- 3	0- 0	0- 0	HOME	0- 0	0- 0	2- 3			
2- 5	0- 0	0- 1	AWAY	0- 2	0- 0	2- 2			
1- 0	0- 0	0- 0	NEUTRAL	0- 0	0- 0	1- 0			
3- 10	0- 0	0- 0	CONFERENCE	0- 4	0- 2	3- 4			
2- 4	0- 0	0- 0	HOME	0- 2	0- 1	2- 1			
1- 6	0- 0	0- 0	AWAY	0- 2	0- 1	1- 3			
0- 0	0- 0	0- 0	NEUTRAL	0- 0	0- 0	0- 0			

RPI S	Opponent	Score	RPI S	Opponent	Score	RPI S	Opponent	Score	RPI S	Opponent	Score	Team's RPI: 313
27	A Harvard	38 59	75	A Bucknell	36 67	118	A Stetson	43 77				
			93	A Jacksonville	59 75	118	H Stetson	37 60				
			93	H Jacksonville	56 75	173	H Columbia	51 65				
			97	A FGCU	53 73	207	H Binghamton	44 68				
			97	H FGCU	46 77	244	H Howard	70 55				
			100	A Saint Joseph's	36 75	275	A Kennesaw St.	64 75				
						275	H Kennesaw St.	56 66				
						281	A Vermont	42 64				
						290	A Lipscomb	76 53				
						290	H Lipscomb	76 68				
						299	A North Florida	51 61				
						299	H North Florida	64 62				
						306	A Lehigh	52 84				
						316	A USC Upstate	58 75				
						332	N LIU Brooklyn	50 48				
						337	A Chicago St.	57 42				
						338	H Wagner	68 45				
						344	H Fairleigh Dickinson	61 66				
						348	A Delaware St.	57 43				
LAST 12 Division I GAMES:												
97	H FGCU	46 77	275	A Kennesaw St.	64 75							
118	H Stetson	37 60	290	H Lipscomb	76 68							
299	A North Florida	51 61	118	A Stetson	43 77							
93	A Jacksonville	59 75	97	A FGCU	53 73							
275	H Kennesaw St.	56 66	93	H Jacksonville	56 75							
290	A Lipscomb	76 53	299	H North Florida	64 62							

Non-Div I Games: St. Joseph's (Brkln87 53 Rutgers-Newark 83 52

NJIT

Loss, Non-Conf, S Site, H Home A Away N Neutral

Average RPI Win: 251	WON-LOST	WINNING	LAST 10	STRENGTH OF	OPP. STRENGTH	TEAM	ADJ.	CONF.	ADJ CONF.
Average RPI Loss: 136	RECORD	PCT. RANK	GAMES	SCHEDULE	OF SCHEDULE	RPI	RPI	RPI	RPI
DIV. I ONLY	19- 7	58	8- 2	302	218	126	126	23	23
DIV. I NON-CONF.	6- 4	127	0- 0	254	97	143	143	25	25
TOTALS	RPI 1-25	RPI 26-50	W-L RECORDS	RPI 51-100	RPI 101-150	RPI 150+			
19- 7	0- 1	0- 0	OVERALL	0- 2	1- 0	18- 4			
10- 1	0- 0	0- 0	HOME	0- 0	1- 0	9- 1			
9- 5	0- 1	0- 0	AWAY	0- 2	0- 0	9- 2			
0- 1	0- 0	0- 0	NEUTRAL	0- 0	0- 0	0- 1			
6- 4	0- 1	0- 0	NON-CONFERENCE	0- 1	1- 0	5- 2			
4- 0	0- 0	0- 0	HOME	0- 0	1- 0	3- 0			
2- 3	0- 1	0- 0	AWAY	0- 1	0- 0	2- 1			
0- 1	0- 0	0- 0	NEUTRAL	0- 0	0- 0	0- 1			
13- 3	0- 0	0- 0	CONFERENCE	0- 1	0- 0	13- 2			
6- 1	0- 0	0- 0	HOME	0- 0	0- 0	6- 1			
7- 2	0- 0	0- 0	AWAY	0- 1	0- 0	7- 1			
0- 0	0- 0	0- 0	NEUTRAL	0- 0	0- 0	0- 0			

RPI 1-25				RPI 26-50				RPI 51-100				RPI 101+ Team's RPI: 126			
RPI	S	Opponent	Score	RPI	S	Opponent	Score	RPI	S	Opponent	Score	RPI	S	Opponent	Score
23	A	Tennessee	55 85					68	A	Wake Forest	65 75	149	H	Iona	73 68
								75	A	Bucknell	64 67	152	A	Army West Point	63 58
												152	H	Army West Point	67 62
												153	N	Arkansas	67 70
												176	H	Cleveland St.	88 63
												179	H	Hofstra	78 69
												186	A	George Mason	64 68
												197	A	American	48 50
												234	H	Liberty	67 66
												243	A	Boston U.	62 59
												243	H	Boston U.	55 41
												248	A	Colgate	80 67
												248	H	Colgate	61 69
												277	A	Loyola Maryland	55 43
												277	H	Loyola Maryland	77 51
												283	A	Nevada	79 62
												297	A	Holy Cross	73 71
												297	H	Holy Cross	57 56
												306	A	Lehigh	66 64
												306	H	Lehigh	79 44
												318	A	Lafayette	68 65
												318	H	Lafayette	76 41
												322	A	Air Force	64 46
LAST 12 Division I GAMES:															
197	A	American	48 50	243	H	Boston U.	55 41								
152	H	Army West Point	67 62	297	A	Holy Cross	73 71								
306	H	Lehigh	79 44	152	A	Army West Point	63 58								
318	A	Lafayette	68 65	306	A	Lehigh	66 64								
277	A	Loyola Maryland	55 43	318	H	Lafayette	76 41								
248	H	Colgate	61 69	277	H	Loyola Maryland	77 51								

Non-Div I Games: Goucher 93 40

Navy

Nebraska

Through Games Of Feb. 23, 2017

Average RPI Win:	148	WON-LOST	WINNING	LAST 10	STRENGTH OF	OPP. STRENGTH	TEAM	ADJ.	CONF.	ADJ CONF.
Average RPI Loss:	64	RECORD	PCT. RANK	GAMES	SCHEDULE	OF SCHEDULE	RPI	RPI	RPI	RPI
DIV. I ONLY	6- 21	309	1- 9	14	39	190	190	6	6	
DIV. I NON-CONF.	4- 8	230	0- 0	15	8	158	158	6	6	
TOTALS	RPI 1-25	RPI 26-50	W-L RECORDS	RPI 51-100	RPI 101-150	RPI 150+				
6- 21	0- 6	2- 5	OVERALL	0- 7	0- 1	4- 2				
6- 9	0- 4	2- 2	HOME	0- 3	0- 0	4- 0				
0- 10	0- 2	0- 2	AWAY	0- 4	0- 0	0- 2				
0- 2	0- 0	0- 1	NEUTRAL	0- 0	0- 1	0- 0				
4- 8	0- 3	1- 2	NON-CONFERENCE	0- 2	0- 1	3- 0				
4- 4	0- 2	1- 1	HOME	0- 1	0- 0	3- 0				
0- 2	0- 1	0- 0	AWAY	0- 1	0- 0	0- 0				
0- 2	0- 0	0- 1	NEUTRAL	0- 0	0- 1	0- 0				
2- 13	0- 3	1- 3	CONFERENCE	0- 5	0- 0	1- 2				
2- 5	0- 2	1- 1	HOME	0- 2	0- 0	1- 0				
0- 8	0- 1	0- 2	AWAY	0- 3	0- 0	0- 2				
0- 0	0- 0	0- 0	NEUTRAL	0- 0	0- 0	0- 0				

RPI S	Opponent	Score	RPI S	Opponent	Score	RPI S	Opponent	Score	RPI S	Opponent	Score	Team's RPI: 190
1	H UConn	41 84	34	H Drake	70 84	53	A Iowa	72 75	104	N Washington St.	65 79	
18	A Creighton	64 80	39	A Michigan St.	73 93	66	H California	65 86	155	H Omaha	66 58	
21	H Maryland	49 93	40	A Michigan	60 88	71	H Northwestern	58 62	196	H San Jose St.	83 61	
22	H Missouri	35 55	40	H Michigan	51 84	77	A Penn St.	69 86	200	A Illinois	59 79	
24	A Ohio St.	75 95	45	H Indiana	67 64	78	H Minnesota	69 79	211	A Wisconsin	56 82	
24	H Ohio St.	69 87	47	H Colorado St.	62 59	82	A Purdue	45 88	214	H Rutgers	62 58	
			48	N Virginia	51 73	90	A Virginia Tech	67 76	229	H UTRGV	71 53	
LAST 12 Division I GAMES:												
40	A Michigan	60 88	82	A Purdue	45 88							
45	H Indiana	67 64	40	H Michigan	51 84							
24	H Ohio St.	69 87	77	A Penn St.	69 86							
211	A Wisconsin	56 82	200	A Illinois	59 79							
78	H Minnesota	69 79	214	H Rutgers	62 58							
24	A Ohio St.	75 95	39	A Michigan St.	73 93							

Non-Div I Games:

Nebraska

■ Loss,
■ Non-Conf,
■ S Site,
■ H Home
■ A Away
N Neutral

Average RPI Win: 252	WON-LOST	WINNING	LAST 10	STRENGTH OF	OPP. STRENGTH	TEAM	ADJ.	CONF.	ADJ CONF.
Average RPI Loss: 162	RECORD	PCT. RANK	GAMES	SCHEDULE	OF SCHEDULE	RPI	RPI	RPI	RPI
DIV. I ONLY	9- 16	251	4- 6	292	153	283	283	13	13
DIV. I NON-CONF.	5- 5	165	0- 0	320	214	271	271	15	15
TOTALS	RPI 1-25	RPI 26-50	W-L RECORDS	RPI 51-100	RPI 101-150	RPI 150+			
9- 16	0- 0	0- 0	OVERALL	1- 3	0- 5	8- 8			
6- 8	0- 0	0- 0	HOME	1- 1	0- 4	5- 3			
3- 8	0- 0	0- 0	AWAY	0- 2	0- 1	3- 5			
0- 0	0- 0	0- 0	NEUTRAL	0- 0	0- 0	0- 0			
5- 5	0- 0	0- 0	NON-CONFERENCE	0- 1	0- 2	5- 2			
3- 4	0- 0	0- 0	HOME	0- 1	0- 2	3- 1			
2- 1	0- 0	0- 0	AWAY	0- 0	0- 0	2- 1			
0- 0	0- 0	0- 0	NEUTRAL	0- 0	0- 0	0- 0			
4- 11	0- 0	0- 0	CONFERENCE	1- 2	0- 3	3- 6			
3- 4	0- 0	0- 0	HOME	1- 0	0- 2	2- 2			
1- 7	0- 0	0- 0	AWAY	0- 2	0- 1	1- 4			
0- 0	0- 0	0- 0	NEUTRAL	0- 0	0- 0	0- 0			

N
e
v
a
d
aN
e
v
a
d
a

RPI S	Opponent	Score	RPI S	Opponent	Score	RPI S	Opponent	Score	RPI S	Opponent	Score	Team's RPI: 283
						69	H Utah	50 80	109	H Long Beach St.	93 97	
						73	A Boise St.	74 77	114	H Wyoming	59 72	
						73	H Boise St.	69 62	126	H Navy	62 79	
						95	A UNLV	41 60	136	A New Mexico	50 59	
									136	H New Mexico	63 69	
									167	H Memphis	75 67	
									177	A Fresno St.	54 68	
									177	H Fresno St.	70 71	
									183	A Utah St.	57 60	
									183	H Utah St.	69 81	
									196	A San Jose St.	84 107	
									227	A San Diego	54 70	
									258	H Hawaii	67 59	
									262	H Portland	72 59	
									271	A San Diego St.	78 83	
									271	H San Diego St.	88 65	
									289	A Sacramento St.	99 95	
									304	A Pepperdine	69 60	
									322	A Air Force	56 51	
									322	H Air Force	65 58	
									324	H UC Irvine	59 72	
LAST 12 Division I GAMES:												
			73	A Boise St.	74 77		136	A New Mexico	50 59			
			183	A Utah St.	57 60		73	H Boise St.	69 62			
			322	H Air Force	65 58		177	A Fresno St.	54 68			
			271	H San Diego St.	88 65		322	A Air Force	56 51			
			95	A UNLV	41 60		114	H Wyoming	59 72			
			183	H Utah St.	69 81		136	H New Mexico	63 69			

Non-Div I Games: Holy Names 70 42

Nevada

■ Loss,
 ■ Non-Conf, S Site,
 ■ Home
 ■ Away
 N Neutral

Average RPI Win: 231		WON-LOST	WINNING	LAST 10	STRENGTH OF	OPP. STRENGTH	TEAM	ADJ.	CONF.	ADJ CONF.
Average RPI Loss: 101		RECORD	PCT. RANK	GAMES	SCHEDULE	OF SCHEDULE	RPI	RPI	RPI	RPI
DIV. I ONLY		23- 4	11	9- 1	286	208	79	79	22	22
DIV. I NON-CONF.		9- 3	63	0- 0	282	213	115	115	22	22
TOTALS		RPI 1-25	RPI 26-50		W-L RECORDS		RPI 51-100	RPI 101-150	RPI 150+	
23- 4	0- 1	0- 0		OVERALL		0- 0	3- 3	20- 0		
13- 1	0- 0	0- 0		HOME		0- 0	2- 1	11- 0		
10- 3	0- 1	0- 0		AWAY		0- 0	1- 2	9- 0		
0- 0	0- 0	0- 0		NEUTRAL		0- 0	0- 0	0- 0		
9- 3	0- 1	0- 0		NON-CONFERENCE		0- 0	0- 2	9- 0		
5- 1	0- 0	0- 0		HOME		0- 0	0- 1	5- 0		
4- 2	0- 1	0- 0		AWAY		0- 0	0- 1	4- 0		
0- 0	0- 0	0- 0		NEUTRAL		0- 0	0- 0	0- 0		
14- 1	0- 0	0- 0		CONFERENCE		0- 0	3- 1	11- 0		
8- 0	0- 0	0- 0		HOME		0- 0	2- 0	6- 0		
6- 1	0- 0	0- 0		AWAY		0- 0	1- 1	5- 0		
0- 0	0- 0	0- 0		NEUTRAL		0- 0	0- 0	0- 0		

RPI 1-25					
RPI	S	Opponent	Score		
14	A	Kentucky	43	92	
RPI 26-50					
RPI	S	Opponent	Score		
RPI 51-100					
RPI	S	Opponent	Score		
Team's RPI: 79					
RPI 101+					
RPI	S	Opponent	Score		
119	A	Cornell	56	61	
133	A	Albany (NY)	55	64	
133	H	Albany (NY)	71	58	
137	H	Yale	58	64	
142	A	Maine	65	57	
142	H	Maine	50	44	
156	A	Northeastern	66	63	
178	A	Siena	77	67	
180	A	Hartford	62	57	
180	H	Hartford	58	50	
194	H	Sacred Heart	71	43	
207	A	Binghamton	70	62	
207	H	Binghamton	76	69	
208	H	UMBC	60	50	
235	H	Dartmouth	64	47	
240	A	Stony Brook	56	45	
240	H	Stony Brook	49	46	
243	A	Boston U.	59	51	
259	A	Manhattan	59	42	
272	H	Bryant	62	60	
281	A	Vermont	57	49	
281	H	Vermont	66	47	
319	H	Central Conn. St.	56	52	
338	H	Wagner	73	40	
341	A	UMass Lowell	76	57	
341	H	UMass Lowell	58	45	
LAST 12 Division I GAMES:					
341	H	UMass Lowell	58	45	
180	A	Hartford	62	57	
142	A	Maine	65	57	
207	H	Binghamton	76	69	
281	H	Vermont	66	47	
133	A	Albany (NY)	55	64	
240	A	Stony Brook	56	45	
208	H	UMBC	60	50	
341	A	UMass Lowell	76	57	
180	H	Hartford	58	50	
142	H	Maine	50	44	
281	A	Vermont	57	49	

Non-Div I Games: New England Col. 58 38

New Hampshire

Loss, Non-Conf, S Site, H Home A Away N Neutral

Average RPI Win: 217		WON-LOST	WINNING	LAST 10	STRENGTH OF	OPP. STRENGTH	TEAM	ADJ.	CONF.	ADJ CONF.
Average RPI Loss: 93		RECORD	PCT. RANK	GAMES	SCHEDULE	OF SCHEDULE	RPI	RPI	RPI	RPI
DIV. I ONLY		14- 12	150	5- 4	88	146	136	136	13	13
DIV. I NON-CONF.		4- 6	209	0- 0	153	108	238	238	15	15
TOTALS		RPI 1-25	RPI 26-50		W-L RECORDS		RPI 51-100	RPI 101-150	RPI 150+	
14- 12	0- 0	0- 3		OVERALL		2- 5	0- 2		12- 2	
10- 5	0- 0	0- 1		HOME		2- 3	0- 0		8- 1	
4- 7	0- 0	0- 2		AWAY		0- 2	0- 2		4- 1	
0- 0	0- 0	0- 0		NEUTRAL		0- 0	0- 0		0- 0	
4- 6	0- 0	0- 1		NON-CONFERENCE		1- 2	0- 1		3- 2	
4- 3	0- 0	0- 0		HOME		1- 2	0- 0		3- 1	
0- 3	0- 0	0- 1		AWAY		0- 0	0- 1		0- 1	
0- 0	0- 0	0- 0		NEUTRAL		0- 0	0- 0		0- 0	
10- 6	0- 0	0- 2		CONFERENCE		1- 3	0- 1		9- 0	
6- 2	0- 0	0- 1		HOME		1- 1	0- 0		5- 0	
4- 4	0- 0	0- 1		AWAY		0- 2	0- 1		4- 0	
0- 0	0- 0	0- 0		NEUTRAL		0- 0	0- 0		0- 0	

RPI 1-25				RPI 26-50				RPI 51-100				RPI 101+				Team's RPI: 136	
RPI	S	Opponent	Score	RPI	S	Opponent	Score	RPI	S	Opponent	Score	RPI	S	Opponent	Score		
				41	A	Marquette	52 62	73	A	Boise St.	62 64	105	A	Texas Tech	58 69		
				47	A	Colorado St.	55 58	73	H	Boise St.	75 68	114	A	Wyoming	52 68		
				47	H	Colorado St.	63 78	78	H	Minnesota	65 69	160	A	New Mexico St.	70 77		
								88	H	SMU	64 49	160	H	New Mexico St.	84 55		
								95	A	UNLV	42 56	162	H	Tulsa	64 67		
								95	H	UNLV	52 61	177	A	Fresno St.	80 54		
								100	H	Saint Joseph's	67 79	177	H	Fresno St.	66 57		
												183	A	Utah St.	68 58		
												183	H	Utah St.	78 67		
												196	A	San Jose St.	82 72		
												271	H	San Diego St.	85 42		
												283	A	Nevada	69 63		
												283	H	Nevada	59 50		
												300	H	UTEP	79 66		
												322	H	Air Force	81 64		
												344	H	Fairleigh Dickinson	83 56		
LAST 12 Division I GAMES:																	
				47	A	Colorado St.	55 58	283	H	Nevada	59 50						
				177	H	Fresno St.	66 57	183	A	Utah St.	68 58						
				73	A	Boise St.	62 64	114	A	Wyoming	52 68						
				322	H	Air Force	81 64	73	H	Boise St.	75 68						
				196	A	San Jose St.	82 72	47	H	Colorado St.	63 78						
				95	H	UNLV	52 61	95	A	UNLV	42 56						

Non-Div I Games:	Northern N.M.	87	47
------------------	---------------	----	----

New Mexico

Loss, Non-Conf, S Site, H Home A Away N Neutral

Average RPI Win:	273	WON-LOST	WINNING	LAST 10	STRENGTH OF	OPP. STRENGTH	TEAM	ADJ.	CONF.	ADJ CONF.
Average RPI Loss:	133	RECORD	PCT. RANK	GAMES	SCHEDULE	OF SCHEDULE	RPI	RPI	RPI	RPI
DIV. I ONLY	18- 6	46	10- 0	331	255	160	160	29	29	
DIV. I NON-CONF.	6- 6	165	0- 0	289	141	211	211	29	29	
TOTALS	RPI 1-25	RPI 26-50	W-L RECORDS	RPI 51-100	RPI 101-150	RPI 150+				
18- 6	0- 0	0- 1	OVERALL	0- 1	1- 2	17- 2				
10- 1	0- 0	0- 0	HOME	0- 0	1- 1	9- 0				
7- 2	0- 0	0- 0	AWAY	0- 0	0- 1	7- 1				
1- 3	0- 0	0- 1	NEUTRAL	0- 1	0- 0	1- 1				
6- 6	0- 0	0- 1	NON-CONFERENCE	0- 1	1- 2	5- 2				
3- 1	0- 0	0- 0	HOME	0- 0	1- 1	2- 0				
2- 2	0- 0	0- 0	AWAY	0- 0	0- 1	2- 1				
1- 3	0- 0	0- 1	NEUTRAL	0- 1	0- 0	1- 1				
12- 0	0- 0	0- 0	CONFERENCE	0- 0	0- 0	12- 0				
7- 0	0- 0	0- 0	HOME	0- 0	0- 0	7- 0				
5- 0	0- 0	0- 0	AWAY	0- 0	0- 0	5- 0				
0- 0	0- 0	0- 0	NEUTRAL	0- 0	0- 0	0- 0				

RPI 1-25			RPI 26-50			RPI 51-100			RPI 101+ Team's RPI: 160		
RPI	S	Opponent	Score	RPI	S	Opponent	Score	RPI	S	Opponent	Score
				42	N	Quinnipiac	46 49	95	N	UNLV	47 52
								116	H	Arizona	63 74
								136	A	New Mexico	55 84
								136	H	New Mexico	77 70
								151	N	Santa Clara	46 60
								196	H	San Jose St.	66 55
								215	A	Grand Canyon	81 65
								215	H	Grand Canyon	67 60
								219	H	Seattle U	73 69
								229	H	UTRGV	87 67
								258	A	Hawaii	53 56
								268	A	CSU Bakersfield	64 55
								268	H	CSU Bakersfield	69 55
								289	N	Sacramento St.	99 73
								296	A	Northern Ariz.	79 68
								300	A	UTEP	67 59
								304	H	Pepperdine	75 66
								323	A	UMKC	60 43
								323	H	UMKC	78 72
								328	A	Utah Valley	66 53
								328	H	Utah Valley	63 46
								337	A	Chicago St.	65 54
								337	H	Chicago St.	100 63
LAST 12 Division I GAMES:											
328	A	Utah Valley	66 53	219	H	Seattle U	73 69				
229	H	UTRGV	87 67	323	A	UMKC	60 43				
215	H	Grand Canyon	67 60	268	A	CSU Bakersfield	64 55				
268	H	CSU Bakersfield	69 55	215	A	Grand Canyon	81 65				
337	A	Chicago St.	65 54	337	H	Chicago St.	100 63				
328	H	Utah Valley	63 46	323	H	UMKC	78 72				

Non-Div I Games: N.M. Highlands 94 37 Western N.M. 85 28

New Mexico St.

■ Loss,
 ■ Non-Conf, S Site,
 ■ Home
 ■ Away
 N Neutral

Average RPI Win:	296	WON-LOST	WINNING	LAST 10	STRENGTH OF	OPP. STRENGTH	TEAM	ADJ.	CONF.	ADJ CONF.
Average RPI Loss:	131	RECORD	PCT. RANK	GAMES	SCHEDULE	OF SCHEDULE	RPI	RPI	RPI	RPI
DIV. I ONLY	10- 12	201	5- 5	173	305	201	201	27	27	
DIV. I NON-CONF.	2- 5	259	0- 0	63	174	177	177	27	27	
TOTALS	RPI 1-25	RPI 26-50	W-L RECORDS	RPI 51-100	RPI 101-150	RPI 150+				
10- 12	0- 1	0- 0	OVERALL	0- 3	0- 6	10- 2				
6- 4	0- 0	0- 0	HOME	0- 1	0- 2	6- 1				
4- 8	0- 1	0- 0	AWAY	0- 2	0- 4	4- 1				
0- 0	0- 0	0- 0	NEUTRAL	0- 0	0- 0	0- 0				
2- 5	0- 1	0- 0	NON-CONFERENCE	0- 1	0- 2	2- 1				
1- 1	0- 0	0- 0	HOME	0- 0	0- 0	1- 1				
1- 4	0- 1	0- 0	AWAY	0- 1	0- 2	1- 0				
0- 0	0- 0	0- 0	NEUTRAL	0- 0	0- 0	0- 0				
8- 7	0- 0	0- 0	CONFERENCE	0- 2	0- 4	8- 1				
5- 3	0- 0	0- 0	HOME	0- 1	0- 2	5- 0				
3- 4	0- 0	0- 0	AWAY	0- 1	0- 2	3- 1				
0- 0	0- 0	0- 0	NEUTRAL	0- 0	0- 0	0- 0				

RPI 1-25				RPI 26-50				RPI 51-100				RPI 101+ Team's RPI: 201			
RPI	S	Opponent	Score	RPI	S	Opponent	Score	RPI	S	Opponent	Score	RPI	S	Opponent	Score
10	A	Texas	48 80					62	A	Iowa St.	63 100	101	A	Abilene Christian	55 68
								99	A	SFA	61 88	122	H	Central Ark.	51 55
								99	H	SFA	67 71	123	A	Southern Miss.	53 78
												127	A	Alabama	57 78
												130	A	Lamar University	42 73
												130	H	Lamar University	55 66
												216	H	Texas Southern	63 57
												246	H	South Ala.	62 65
												249	A	Jacksonville St.	81 79
												280	A	McNeese	71 59
												280	H	McNeese	92 85
												293	H	A&M-Corpus Christi	75 54
												309	H	Nicholls St.	81 77
												327	A	Southeastern La.	70 85
												329	A	Incarnate Word	71 67
												329	H	Incarnate Word	84 58
												339	A	Houston Baptist	73 63
												340	H	Sam Houston St.	78 49
LAST 12 Division I GAMES:															
				99	H	SFA	67 71	99	A	SFA	61 88				
				280	H	McNeese	92 85	280	A	McNeese	71 59				
				327	A	Southeastern La.	70 85	122	H	Central Ark.	51 55				
				329	H	Incarnate Word	84 58	339	A	Houston Baptist	73 63				
				309	H	Nicholls St.	81 77	340	H	Sam Houston St.	78 49				
				130	H	Lamar University	55 66	329	A	Incarnate Word	71 67				

Non-Div I Games: Blue Mountain 75 37 Crowley's Ridge 123 33 Trinity Baptist 100 35

New Orleans

Loss, Non-Conf, S Site, H Home A Away N Neutral

Niagara

Through Games Of Feb. 23, 2017

Average RPI Win:	235	WON-LOST	WINNING	LAST 10	STRENGTH OF	OPP. STRENGTH	TEAM	ADJ.	CONF.	ADJ CONF.
Average RPI Loss:	137	RECORD	PCT. RANK	GAMES	SCHEDULE	OF SCHEDULE	RPI	RPI	RPI	RPI
DIV. I ONLY	8- 19	277	3- 7	127	181	237	237	18	18	
DIV. I NON-CONF.	3- 6	230	0- 0	7	117	90	90	17	17	
TOTALS	RPI 1-25	RPI 26-50	W-L RECORDS	RPI 51-100	RPI 101-150	RPI 150+				
8- 19	0- 1	0- 4	OVERALL	0- 2	0- 4	8- 8				
5- 8	0- 1	0- 1	HOME	0- 0	0- 2	5- 4				
3- 11	0- 0	0- 3	AWAY	0- 2	0- 2	3- 4				
0- 0	0- 0	0- 0	NEUTRAL	0- 0	0- 0	0- 0				
3- 6	0- 1	0- 2	NON-CONFERENCE	0- 2	0- 1	3- 0				
2- 1	0- 1	0- 0	HOME	0- 0	0- 0	2- 0				
1- 5	0- 0	0- 2	AWAY	0- 2	0- 1	1- 0				
0- 0	0- 0	0- 0	NEUTRAL	0- 0	0- 0	0- 0				
5- 13	0- 0	0- 2	CONFERENCE	0- 0	0- 3	5- 8				
3- 7	0- 0	0- 1	HOME	0- 0	0- 2	3- 4				
2- 6	0- 0	0- 1	AWAY	0- 0	0- 1	2- 4				
0- 0	0- 0	0- 0	NEUTRAL	0- 0	0- 0	0- 0				

RPI 1-25				RPI 26-50				RPI 51-100				RPI 101+ Team's RPI: 237			
RPI	S	Opponent	Score	RPI	S	Opponent	Score	RPI	S	Opponent	Score	RPI	S	Opponent	Score
21	H	Maryland	64 96	29	A	Syracuse	60 109	56	A	Drexel	57 69	108	A	Fordham	69 92
				40	A	Michigan	35 107	65	A	Buffalo	63 73	112	H	Rider	58 78
				42	A	Quinnipiac	45 61					149	A	Iona	61 68
				42	H	Quinnipiac	64 71					149	H	Iona	55 65
												176	A	Cleveland St.	67 49
												178	A	Siena	53 71
												178	H	Siena	68 70
												180	H	Hartford	75 62
												181	A	Fairfield	63 66
												181	H	Fairfield	55 65
												223	A	Marist	68 53
												223	H	Marist	58 60
												225	H	Monmouth	66 45
												232	H	St. Bonaventure	65 43
												259	A	Manhattan	62 59
												259	H	Manhattan	65 42
												264	A	Canisius	41 52
												264	H	Canisius	57 65
												325	A	Saint Peter's	66 78
												325	H	Saint Peter's	71 63
LAST 12 Division I GAMES:															
325	H	Saint Peter's	71 63	181	A	Fairfield	63 66								
178	H	Siena	68 70	42	A	Quinnipiac	45 61								
223	A	Marist	68 53	181	H	Fairfield	55 65								
264	A	Canisius	41 52	264	H	Canisius	57 65								
259	H	Manhattan	65 42	259	A	Manhattan	62 59								
149	H	Iona	55 65	149	A	Iona	61 68								

Non-Div I Games:

Niagara

■ Loss,
■ Non-Conf, S Site,
■ Home
■ Away
N Neutral

Average RPI Win:	290	WON-LOST	WINNING	LAST 10	STRENGTH OF	OPP. STRENGTH	TEAM	ADJ.	CONF.	ADJ CONF.
Average RPI Loss:	200	RECORD	PCT. RANK	GAMES	SCHEDULE	OF SCHEDULE	RPI	RPI	RPI	RPI
DIV. I ONLY	8- 18	271	3- 7	294	323	309	309	27	27	
DIV. I NON-CONF.	3- 8	262	0- 0	232	342	293	293	27	27	
TOTALS	RPI 1-25	RPI 26-50	W-L RECORDS	RPI 51-100	RPI 101-150	RPI 150+				
8- 18	0- 0	0- 0	OVERALL	0- 4	1- 3	7- 11				
5- 5	0- 0	0- 0	HOME	0- 1	1- 3	4- 1				
3- 12	0- 0	0- 0	AWAY	0- 0	0- 0	3- 1				
0- 1	0- 0	0- 0	NEUTRAL	0- 0	0- 0	0- 1				
3- 8	0- 0	0- 0	NON-CONFERENCE	0- 2	0- 1	3- 5				
2- 1	0- 0	0- 0	HOME	0- 0	0- 1	2- 0				
1- 6	0- 0	0- 0	AWAY	0- 2	0- 0	1- 4				
0- 1	0- 0	0- 0	NEUTRAL	0- 0	0- 0	0- 1				
5- 10	0- 0	0- 0	CONFERENCE	0- 2	1- 2	4- 6				
3- 4	0- 0	0- 0	HOME	0- 1	1- 2	2- 1				
2- 6	0- 0	0- 0	AWAY	0- 1	0- 0	2- 5				
0- 0	0- 0	0- 0	NEUTRAL	0- 0	0- 0	0- 0				

RPI 1-25			RPI 26-50			RPI 51-100			RPI 101+ Team's RPI: 309		
RPI	S	Opponent	Score	RPI	S	Opponent	Score	RPI	S	Opponent	Score
								74	A	Gonzaga	46 78
								93	A	Jacksonville	71 76
								99	A	SFA	55 80
								99	H	SFA	77 82
								101	H	Abilene Christian	73 89
								107	H	Troy	75 100
								122	H	Central Ark.	52 61
								130	H	Lamar University	78 67
								157	A	Louisiana Tech	52 68
								167	A	Memphis	62 73
								201	A	New Orleans	77 81
								213	A	Grambling	71 60
								249	A	Jacksonville St.	52 75
								280	A	McNeese	52 59
								282	A	Prairie View	67 69
								293	A	A&M-Corpus Christi	60 65
								293	H	A&M-Corpus Christi	74 54
								299	N	North Florida	74 77
								314	A	Northwestern St.	58 75
								327	A	Southeastern La.	76 60
								329	A	Incarinate Word	63 69
								329	H	Incarinate Word	52 78
								331	H	La.-Monroe	73 54
								339	H	Houston Baptist	76 57
								340	A	Sam Houston St.	66 59
								346	H	Jackson St.	83 76
LAST 12 Division I GAMES:											
329	A	Incarinate Word	63 69	293	A	A&M-Corpus Christi	60 65				
280	A	McNeese	52 59	339	H	Houston Baptist	76 57				
122	H	Central Ark.	52 61	130	H	Lamar University	78 67				
99	H	SFA	77 82	101	H	Abilene Christian	73 89				
201	A	New Orleans	77 81	99	A	SFA	55 80				
327	A	Southeastern La.	76 60	314	A	Northwestern St.	58 75				

Non-Div I Games:

Nicholls St.

■ Loss,
 ■ Non-Conf,
 ■ S Site,
 ■ Home
 ■ A Away
 N Neutral

Average RPI Win:	309	WON-LOST	WINNING	LAST 10	STRENGTH OF	OPP. STRENGTH	TEAM	ADJ.	CONF.	ADJ CONF.
Average RPI Loss:	204	RECORD	PCT. RANK	GAMES	SCHEDULE	OF SCHEDULE	RPI	RPI	RPI	RPI
DIV. I ONLY	12- 12	171	5- 5	346	337	274	274	32	32	
DIV. I NON-CONF.	3- 7	250	0- 0	305	279	259	259	31	31	
TOTALS	RPI 1-25	RPI 26-50	W-L RECORDS	RPI 51-100	RPI 101-150	RPI 150+				
12- 12	0- 0	0- 0	OVERALL	0- 0	0- 2	12- 10				
5- 3	0- 0	0- 0	HOME	0- 0	0- 1	5- 2				
7- 8	0- 0	0- 0	AWAY	0- 0	0- 1	7- 7				
0- 1	0- 0	0- 0	NEUTRAL	0- 0	0- 0	0- 1				
3- 7	0- 0	0- 0	NON-CONFERENCE	0- 0	0- 2	3- 5				
0- 1	0- 0	0- 0	HOME	0- 0	0- 1	0- 0				
3- 5	0- 0	0- 0	AWAY	0- 0	0- 1	3- 4				
0- 1	0- 0	0- 0	NEUTRAL	0- 0	0- 0	0- 1				
9- 5	0- 0	0- 0	CONFERENCE	0- 0	0- 0	9- 5				
5- 2	0- 0	0- 0	HOME	0- 0	0- 0	5- 2				
4- 3	0- 0	0- 0	AWAY	0- 0	0- 0	4- 3				
0- 0	0- 0	0- 0	NEUTRAL	0- 0	0- 0	0- 0				

RPI 1-25			RPI 26-50			RPI 51-100			RPI 101+			Team's RPI: 274
RPI	S	Opponent	Score	RPI	S	Opponent	Score	RPI	S	Opponent	Score	
								117	A	Old Dominion	54	65
								147	H	William & Mary	52	65
								180	N	Hartford	51	61
								186	A	George Mason	33	60
								191	A	Bethune-Cookman	44	53
								191	H	Bethune-Cookman	58	68
								192	H	Hampton	57	58
								203	A	UNCG	52	59
								206	A	Towson	58	61
								222	A	UNCW	56	64
								247	H	UMES	74	43
								251	A	High Point	63	60
								276	A	Coppin St.	49	45
								284	A	Savannah St.	53	59
								284	H	Savannah St.	61	55
								285	H	N.C. A&T	69	53
								306	A	Lehigh	81	57
								333	A	Morgan St.	56	47
								334	A	Florida A&M	51	59
								342	A	Longwood	85	56
								343	H	N.C. Central	71	40
								347	A	South Carolina St.	68	53
								347	H	South Carolina St.	83	68
								348	A	Delaware St.	82	74
LAST 12 Division I GAMES:												
								191	A	Bethune-Cookman	44	53
								285	H	N.C. A&T	69	53
								334	A	Florida A&M	51	59
								191	H	Bethune-Cookman	58	68
								276	A	Coppin St.	49	45
								192	H	Hampton	57	58
								348	A	Delaware St.	82	74
								247	H	UMES	74	43
								343	H	N.C. Central	71	40
								284	A	Savannah St.	53	59
								347	A	South Carolina St.	68	53

Non-Div I Games: Lincoln (PA) 62 28 Saint Augustine's 99 59

Norfolk St.

Loss, Non-Conf, S Site, H Home A Away N Neutral

North Carolina

Through Games Of Feb. 23, 2017

Average RPI Win:	167	WON-LOST	WINNING	LAST 10	STRENGTH OF	OPP. STRENGTH	TEAM	ADJ.	CONF.	ADJ CONF.
Average RPI Loss:	54	RECORD	PCT. RANK	GAMES	SCHEDULE	OF SCHEDULE	RPI	RPI	RPI	RPI
DIV. I ONLY	14- 14	171	3- 6	51	63	111	111	3	3	
DIV. I NON-CONF.	11- 2	23	1- 0	178	232	73	73	4	4	
TOTALS	RPI 1-25	RPI 26-50	W-L RECORDS	RPI 51-100	RPI 101-150	RPI 150+				
14- 14	0- 5	3- 4	OVERALL	4- 2	0- 2	7- 1				
11- 4	0- 2	3- 0	HOME	2- 1	0- 0	6- 1				
1- 8	0- 3	0- 2	AWAY	0- 1	0- 2	1- 0				
2- 2	0- 0	0- 2	NEUTRAL	2- 0	0- 0	0- 0				
11- 2	0- 0	1- 2	NON-CONFERENCE	3- 0	0- 0	7- 0				
8- 0	0- 0	1- 0	HOME	1- 0	0- 0	6- 0				
1- 0	0- 0	0- 0	AWAY	0- 0	0- 0	1- 0				
2- 2	0- 0	0- 2	NEUTRAL	2- 0	0- 0	0- 0				
3- 12	0- 5	2- 2	CONFERENCE	1- 2	0- 2	0- 1				
3- 4	0- 2	2- 0	HOME	1- 1	0- 0	0- 1				
0- 8	0- 3	0- 2	AWAY	0- 1	0- 2	0- 0				
0- 0	0- 0	0- 0	NEUTRAL	0- 0	0- 0	0- 0				

RPI S	Opponent	Score	RPI S	Opponent	Score	RPI S	Opponent	Score	RPI S	Opponent	Score	Team's RPI: 111
2	H Notre Dame	55 77	26	H Elon	78 73	52	H Georgia Tech	89 88	115	A Clemson	67 78	
8	A Duke	58 70	29	A Syracuse	64 95	68	H Wake Forest	77 80	143	A Pittsburgh	48 68	
11	H Florida St.	77 90	32	N South Fla.	55 83	75	H Bucknell	65 50	164	H Boston College	77 88	
13	A Louisville	57 87	33	N LSU	43 70	78	N Minnesota	91 77	211	A Wisconsin	72 59	
16	A Miami (FL)	88 100	37	A North Carolina St.	60 80	90	A Virginia Tech	68 76	217	H Alabama St.	84 54	
			37	H North Carolina St.	83 70	93	N Jacksonville	87 57	256	H Marshall	75 53	
			48	H Virginia	67 58				266	H Charleston So.	93 77	
									276	H Coppin St.	90 55	
									347	H South Carolina St.	82 49	
									349	H Alabama A&M	80 35	
LAST 12 Division I GAMES:												
78	N Minnesota	91 77	115	A Clemson	67 78							
37	A North Carolina St.	60 80	37	H North Carolina St.	83 70							
13	A Louisville	57 87	16	A Miami (FL)	88 100							
52	H Georgia Tech	89 88	2	H Notre Dame	55 77							
29	A Syracuse	64 95	68	H Wake Forest	77 80							
164	H Boston College	77 88	143	A Pittsburgh	48 68							

Non-Div I Games:

North Carolina

Loss, Non-Conf, S Site, H Home A Away N Neutral

Average RPI Win:	148	WON-LOST	WINNING	LAST 10	STRENGTH OF	OPP. STRENGTH	TEAM	ADJ.	CONF.	ADJ CONF.
Average RPI Loss:	47	RECORD	PCT. RANK	GAMES	SCHEDULE	OF SCHEDULE	RPI	RPI	RPI	RPI
DIV. I ONLY	21- 7	46	8- 2	76	41	37	37	3	3	
DIV. I NON-CONF.	10- 3	54	0- 0	265	155	119	119	4	4	
TOTALS	RPI 1-25	RPI 26-50	W-L RECORDS	RPI 51-100	RPI 101-150	RPI 150+				
21- 7	4- 2	1- 2	OVERALL	3- 2	3- 1	10- 0				
14- 2	2- 1	1- 0	HOME	1- 1	3- 0	7- 0				
6- 3	2- 0	0- 1	AWAY	2- 1	0- 1	2- 0				
1- 2	0- 1	0- 1	NEUTRAL	0- 0	0- 0	1- 0				
10- 3	0- 1	1- 1	NON-CONFERENCE	0- 1	0- 0	9- 0				
8- 0	0- 0	1- 0	HOME	0- 0	0- 0	7- 0				
1- 1	0- 0	0- 0	AWAY	0- 1	0- 0	1- 0				
1- 2	0- 1	0- 1	NEUTRAL	0- 0	0- 0	1- 0				
11- 4	4- 1	0- 1	CONFERENCE	3- 1	3- 1	1- 0				
6- 2	2- 1	0- 0	HOME	1- 1	3- 0	0- 0				
5- 2	2- 0	0- 1	AWAY	2- 0	0- 1	1- 0				
0- 0	0- 0	0- 0	NEUTRAL	0- 0	0- 0	0- 0				

RPI 1-25				RPI 26-50				Team's RPI: 37	RPI 51-100				RPI 101+			
RPI	S	Opponent	Score	RPI	S	Opponent	Score		RPI	S	Opponent	Score	RPI	S	Opponent	Score
2	H	Notre Dame	70 62	29	A	Syracuse	75 85		52	A	Georgia Tech	75 67	111	A	North Carolina	70 83
8	H	Duke	55 52	33	N	LSU	58 59		54	A	Tulane	58 63	111	H	North Carolina	80 60
11	A	Florida St.	70 61	45	H	Indiana	84 70		68	A	Wake Forest	65 50	115	H	Clemson	65 53
13	A	Louisville	72 70						68	H	Wake Forest	77 89	143	H	Pittsburgh	55 42
16	H	Miami (FL)	64 67						90	H	Virginia Tech	85 71	164	A	Boston College	70 58
17	N	Kansas St.	50 67										192	H	Hampton	81 56
													193	H	Col. of Charleston	91 47
													222	H	UNCW	86 54
													245	H	Wofford	80 40
													246	A	South Ala.	74 31
													247	H	UMES	77 58
													299	H	North Florida	78 52
													300	N	UTEP	71 55
													343	H	N.C. Central	83 33
LAST 12 Division I GAMES:																
111	H	North Carolina	80 60	111	A	North Carolina	70 83									
68	H	Wake Forest	77 89	143	H	Pittsburgh	55 42									
164	A	Boston College	70 58	115	H	Clemson	65 53									
90	H	Virginia Tech	85 71	8	H	Duke	55 52									
52	A	Georgia Tech	75 67	29	A	Syracuse	75 85									
13	A	Louisville	72 70	68	A	Wake Forest	65 50									

Non-Div I Games:

North Carolina St.

■ Loss,
■ Non-Conf, S Site,
■ Home
■ Away
N Neutral

Average RPI Win:	230	WON-LOST	WINNING	LAST 10	STRENGTH OF	OPP. STRENGTH	TEAM	ADJ.	CONF.	ADJ CONF.
Average RPI Loss:	83	RECORD	PCT. RANK	GAMES	SCHEDULE	OF SCHEDULE	RPI	RPI	RPI	RPI
DIV. I ONLY	16- 8	84	9- 1	199	152	124	124	20	20	
DIV. I NON-CONF.	3- 6	230	0- 0	117	28	185	185	18	18	
TOTALS	RPI 1-25	RPI 26-50	W-L RECORDS	RPI 51-100	RPI 101-150	RPI 150+				
16- 8	0- 0	0- 2	OVERALL	0- 3	5- 2	11- 1				
8- 4	0- 0	0- 2	HOME	0- 2	2- 0	6- 0				
8- 4	0- 0	0- 0	AWAY	0- 1	3- 2	5- 1				
0- 0	0- 0	0- 0	NEUTRAL	0- 0	0- 0	0- 0				
3- 6	0- 0	0- 2	NON-CONFERENCE	0- 2	1- 1	2- 1				
1- 3	0- 0	0- 2	HOME	0- 1	1- 0	0- 0				
2- 3	0- 0	0- 0	AWAY	0- 1	0- 1	2- 1				
0- 0	0- 0	0- 0	NEUTRAL	0- 0	0- 0	0- 0				
13- 2	0- 0	0- 0	CONFERENCE	0- 1	4- 1	9- 0				
7- 1	0- 0	0- 0	HOME	0- 1	1- 0	6- 0				
6- 1	0- 0	0- 0	AWAY	0- 0	3- 1	3- 0				
0- 0	0- 0	0- 0	NEUTRAL	0- 0	0- 0	0- 0				

RPI S	Opponent	Score	RPI S	Opponent	Score	RPI S	Opponent	Score	RPI S	Opponent	Score	Team's RPI: 124
34	H Drake	91 99	53	H Iowa	60 75	105	A Texas Tech	80 90				
35	H South Dakota St.	72 83	60	A UNI	53 74	125	A Northern Colo.	57 51				
			81	H Montana St.	71 74	128	A Eastern Wash.	75 71				
						129	A Idaho	61 74				
						141	H San Francisco	71 63				
						144	A Idaho St.	65 62				
						144	H Idaho St.	63 56				
						166	A Kansas	71 76				
						220	A Weber St.	70 65				
						220	H Weber St.	83 67				
						227	A San Diego	65 61				
						255	H Portland St.	65 61				
						287	A Southern Utah	68 65				
						287	H Southern Utah	75 70				
						289	H Sacramento St.	94 71				
						292	A North Dakota St.	76 55				
						296	A Northern Ariz.	80 78				
						296	H Northern Ariz.	88 69				
						330	H Montana	73 63				
LAST 12 Division I GAMES:												
220	H Weber St.	83 67	287	H Southern Utah	75 70							
144	H Idaho St.	63 56	144	A Idaho St.	65 62							
129	A Idaho	61 74	220	A Weber St.	70 65							
128	A Eastern Wash.	75 71	330	H Montana	73 63							
125	A Northern Colo.	57 51	81	H Montana St.	71 74							
296	H Northern Ariz.	88 69	287	A Southern Utah	68 65							

Non-Div I Games: Mayville St. 70 43 Mary 79 67

North Dakota

Loss, Non-Conf, S Site, H Home A Away N Neutral

[illegible]

Page 199

Average RPI Win: 302		WON-LOST	WINNING	LAST 10	STRENGTH OF	OPP. STRENGTH	TEAM	ADJ.	CONF.	ADJ CONF.
Average RPI Loss: 171		RECORD	PCT. RANK	GAMES	SCHEDULE	OF SCHEDULE	RPI	RPI	RPI	RPI
DIV. I ONLY		7- 18	292	2- 8	254	261	299	299	24	24
DIV. I NON-CONF.		4- 8	230	0- 0	197	271	245	245	24	24
TOTALS	RPI 1-25	RPI 26-50		W-L RECORDS		RPI 51-100	RPI 101-150	RPI 150+		
7- 18	0- 1	0- 2		OVERALL		0- 3	0- 2	7- 10		
4- 6	0- 0	0- 0		HOME		0- 1	0- 1	4- 4		
2- 11	0- 1	0- 2		AWAY		0- 2	0- 1	2- 5		
1- 1	0- 0	0- 0		NEUTRAL		0- 0	0- 0	1- 1		
4- 8	0- 1	0- 2		NON-CONFERENCE		0- 0	0- 0	4- 5		
2- 2	0- 0	0- 0		HOME		0- 0	0- 0	2- 2		
1- 5	0- 1	0- 2		AWAY		0- 0	0- 0	1- 2		
1- 1	0- 0	0- 0		NEUTRAL		0- 0	0- 0	1- 1		
3- 10	0- 0	0- 0		CONFERENCE		0- 3	0- 2	3- 5		
2- 4	0- 0	0- 0		HOME		0- 1	0- 1	2- 2		
1- 6	0- 0	0- 0		AWAY		0- 2	0- 1	1- 3		
0- 0	0- 0	0- 0		NEUTRAL		0- 0	0- 0	0- 0		

RPI 1-25				RPI 26-50				RPI 51-100				RPI 101+ Team's RPI: 299			
RPI	S	Opponent	Score	RPI	S	Opponent	Score	RPI	S	Opponent	Score	RPI	S	Opponent	Score
11	A	Florida St.	39 95	32	A	South Fla.	42 78	93	A	Jacksonville	58 68	118	A	Stetson	44 68
				37	A	North Carolina St.	52 78	97	A	FGCU	46 69	118	H	Stetson	44 62
								97	H	FGCU	51 68	171	H	Morehead St.	65 84
												187	A	Xavier	46 83
												191	A	Bethune-Cookman	50 52
												193	A	Col. of Charleston	60 47
												245	H	Wofford	60 79
												246	N	South Ala.	55 62
												275	A	Kennesaw St.	48 52
												275	H	Kennesaw St.	61 67
												290	A	Lipscomb	62 66
												290	H	Lipscomb	58 60
												309	N	Nicholls St.	77 74
												313	A	NJIT	62 64
												313	H	NJIT	61 51
												316	A	USC Upstate	78 67
												316	H	USC Upstate	77 74
												334	H	Florida A&M	71 60
												335	H	Fla. Atlantic	95 88
LAST 12 Division I GAMES:															
290	A	Lipscomb	62 66	97	H	FGCU	51 68								
275	A	Kennesaw St.	48 52	118	A	Stetson	44 68								
313	H	NJIT	61 51	275	H	Kennesaw St.	61 67								
316	H	USC Upstate	77 74	290	H	Lipscomb	58 60								
97	A	FGCU	46 69	316	A	USC Upstate	78 67								
118	H	Stetson	44 62	313	A	NJIT	62 64								

Non-Div I Games:	Warner	72	44	Webber Int'l	103	57	Edward Waters	70	50
------------------	--------	----	----	--------------	-----	----	---------------	----	----

North Florida

Loss, Non-Conf, S Site, H Home A Away N Neutral

North Texas

Through Games Of Feb. 23, 2017

Average RPI Win:	209	WON-LOST	WINNING	LAST 10	STRENGTH OF	OPP. STRENGTH	TEAM	ADJ.	CONF.	ADJ CONF.
Average RPI Loss:	130	RECORD	PCT. RANK	GAMES	SCHEDULE	OF SCHEDULE	RPI	RPI	RPI	RPI
DIV. I ONLY	11- 15	214	6- 4	134	157	187	187	14	14	
DIV. I NON-CONF.	3- 8	262	0- 0	143	187	243	243	16	16	
TOTALS	RPI 1-25	RPI 26-50	W-L RECORDS	RPI 51-100	RPI 101-150	RPI 150+				
11- 15	0- 0	0- 1	OVERALL	0- 3	4- 3	7- 8				
6- 5	0- 0	0- 1	HOME	0- 0	3- 1	3- 3				
5- 8	0- 0	0- 0	AWAY	0- 3	1- 2	4- 3				
0- 2	0- 0	0- 0	NEUTRAL	0- 0	0- 0	0- 2				
3- 8	0- 0	0- 1	NON-CONFERENCE	0- 2	2- 0	1- 5				
2- 2	0- 0	0- 1	HOME	0- 0	1- 0	1- 1				
1- 4	0- 0	0- 0	AWAY	0- 2	1- 0	0- 2				
0- 2	0- 0	0- 0	NEUTRAL	0- 0	0- 0	0- 2				
8- 7	0- 0	0- 0	CONFERENCE	0- 1	2- 3	6- 3				
4- 3	0- 0	0- 0	HOME	0- 0	2- 1	2- 2				
4- 4	0- 0	0- 0	AWAY	0- 1	0- 2	4- 1				
0- 0	0- 0	0- 0	NEUTRAL	0- 0	0- 0	0- 0				

RPI S	Opponent	Score	RPI S	Opponent	Score	RPI S	Opponent	Score	RPI S	Opponent	Score	Team's RPI: 187
45	H Indiana	64 94	51	A Little Rock	44 55	113	A Charlotte	49 66				
			76	A Middle Tenn.	52 60	113	H Charlotte	63 78				
			88	A SMU	51 65	116	A Arizona	62 58				
						117	A Old Dominion	47 62				
						117	H Old Dominion	65 55				
						123	H Southern Miss.	75 62				
						149	H Iona	66 55				
						155	N Omaha	57 85				
						157	A Louisiana Tech	49 65				
						157	H Louisiana Tech	65 72				
						161	A Missouri St.	54 63				
						162	A Tulsa	58 63				
						165	A Rice	77 69				
						165	H Rice	49 51				
						168	H Texas St.	58 59				
						182	A UAB	59 58				
						189	A UTSA	58 55				
						229	N UTRGV	69 74				
						291	H FIU	69 49				
						300	A UTEP	76 69				
						329	H Incarnate Word	84 61				
						335	H Fla. Atlantic	79 57				
LAST 12 Division I GAMES:												
157	A Louisiana Tech	49 65	117	A Old Dominion	47 62							
189	A UTSA	58 55	113	A Charlotte	49 66							
300	A UTEP	76 69	157	H Louisiana Tech	65 72							
291	H FIU	69 49	123	H Southern Miss.	75 62							
335	H Fla. Atlantic	79 57	165	H Rice	49 51							
165	A Rice	77 69	76	A Middle Tenn.	52 60							

Non-Div I Games:

North Texas

■ Loss,
 ■ Non-Conf,
 ■ S Site,
 ■ H Home
 ■ A Away
 N Neutral

Northeastern

Through Games Of Feb. 23, 2017

Average RPI Win:	213	WON-LOST	WINNING	LAST 10	STRENGTH OF	OPP. STRENGTH	TEAM	ADJ.	CONF.	ADJ CONF.
Average RPI Loss:	82	RECORD	PCT. RANK	GAMES	SCHEDULE	OF SCHEDULE	RPI	RPI	RPI	RPI
DIV. I ONLY	10- 17	243	4- 6	54	100	156	156	9	9	
DIV. I NON-CONF.	4- 8	230	0- 0	74	116	179	179	8	8	
TOTALS	RPI 1-25	RPI 26-50	W-L RECORDS	RPI 51-100	RPI 101-150	RPI 150+				
10- 17	0- 1	0- 6	OVERALL	0- 4	1- 5	9- 1				
6- 6	0- 0	0- 2	HOME	0- 2	1- 2	5- 0				
4- 8	0- 0	0- 4	AWAY	0- 1	0- 3	4- 0				
0- 3	0- 1	0- 0	NEUTRAL	0- 1	0- 0	0- 1				
4- 8	0- 1	0- 2	NON-CONFERENCE	0- 2	0- 2	4- 1				
2- 2	0- 0	0- 0	HOME	0- 1	0- 1	2- 0				
2- 3	0- 0	0- 2	AWAY	0- 0	0- 1	2- 0				
0- 3	0- 1	0- 0	NEUTRAL	0- 1	0- 0	0- 1				
6- 9	0- 0	0- 4	CONFERENCE	0- 2	1- 3	5- 0				
4- 4	0- 0	0- 2	HOME	0- 1	1- 1	3- 0				
2- 5	0- 0	0- 2	AWAY	0- 1	0- 2	2- 0				
0- 0	0- 0	0- 0	NEUTRAL	0- 0	0- 0	0- 0				

RPI 1-25				RPI 26-50				RPI 51-100				RPI 101+				Team's RPI: 156	
RPI	S	Opponent	Score	RPI	S	Opponent	Score	RPI	S	Opponent	Score	RPI	S	Opponent	Score		
9	N	Stanford	45 74	26	A	Elon	58 70	56	A	Drexel	51 74	131	A	Delaware	53 65		
				26	H	Elon	65 76	56	H	Drexel	33 63	131	H	Delaware	50 41		
				38	A	James Madison	54 74	79	H	New Hampshire	63 66	132	H	St. Mary's (CA)	53 77		
				38	H	James Madison	49 67	82	N	Purdue	54 79	142	A	Maine	49 68		
				39	A	Michigan St.	44 78					147	A	William & Mary	58 60		
				42	A	Quinnipiac	59 76					147	H	William & Mary	54 68		
												178	H	Siena	61 50		
												179	A	Hofstra	53 51		
												193	H	Col. of Charleston	61 44		
												198	N	Wichita St.	73 87		
												206	A	Towson	63 51		
												206	H	Towson	72 64		
												222	H	UNCW	55 47		
												243	H	Boston U.	78 59		
												264	A	Canisius	83 59		
												303	A	Denver	72 69		
LAST 12 Division I GAMES:																	
				206	A	Towson	63 51					56	A	Drexel	51 74		
				131	H	Delaware	50 41					26	H	Elon	65 76		
				193	H	Col. of Charleston	61 44					222	H	UNCW	55 47		
				26	A	Elon	58 70					131	A	Delaware	53 65		
				38	H	James Madison	49 67					38	A	James Madison	54 74		
				147	H	William & Mary	54 68					147	A	William & Mary	58 60		

Non-Div I Games:

Northeastern

■ Loss,
■ Non-Conf,
■ S Site,
■ H Home
■ A Away
N Neutral

Average RPI Win:	272	WON-LOST	WINNING	LAST 10	STRENGTH OF	OPP. STRENGTH	TEAM	ADJ.	CONF.	ADJ CONF.
Average RPI Loss:	177	RECORD	PCT. RANK	GAMES	SCHEDULE	OF SCHEDULE	RPI	RPI	RPI	RPI
DIV. I ONLY	7- 18	292	3- 7	226	282	296	296	20	20	
DIV. I NON-CONF.	3- 7	250	0- 0	228	334	287	287	18	18	
TOTALS	RPI 1-25	RPI 26-50	W-L RECORDS	RPI 51-100	RPI 101-150	RPI 150+				
7- 18	0- 0	0- 0	OVERALL	0- 2	1- 7	6- 9				
5- 7	0- 0	0- 0	HOME	0- 0	1- 4	4- 3				
2- 11	0- 0	0- 0	AWAY	0- 2	0- 3	2- 6				
0- 0	0- 0	0- 0	NEUTRAL	0- 0	0- 0	0- 0				
3- 7	0- 0	0- 0	NON-CONFERENCE	0- 1	0- 1	3- 5				
2- 2	0- 0	0- 0	HOME	0- 0	0- 0	2- 2				
1- 5	0- 0	0- 0	AWAY	0- 1	0- 1	1- 3				
0- 0	0- 0	0- 0	NEUTRAL	0- 0	0- 0	0- 0				
4- 11	0- 0	0- 0	CONFERENCE	0- 1	1- 6	3- 4				
3- 5	0- 0	0- 0	HOME	0- 0	1- 4	2- 1				
1- 6	0- 0	0- 0	AWAY	0- 1	0- 2	1- 3				
0- 0	0- 0	0- 0	NEUTRAL	0- 0	0- 0	0- 0				

RPI 1-25				RPI 26-50				RPI 51-100				RPI 101+				Team's RPI: 296	
RPI	S	Opponent	Score	RPI	S	Opponent	Score	RPI	S	Opponent	Score	RPI	S	Opponent	Score		
								69	A	Utah	65 78	124	A	North Dakota	69 88		
								81	A	Montana St.	69 86						
												124	H	North Dakota	78 80		
												125	A	Northern Colo.	64 75		
												125	H	Northern Colo.	66 69		
												128	H	Eastern Wash.	56 47		
												129	H	Idaho	80 91		
												130	A	Lamar University	60 75		
												144	H	Idaho St.	51 64		
												160	H	New Mexico St.	68 79		
												170	H	CSUN	79 83		
												215	A	Grand Canyon	65 76		
												220	H	Weber St.	64 75		
												236	A	UC Santa Barbara	51 60		
												253	A	Cal Poly	53 58		
												255	A	Portland St.	55 56		
												287	A	Southern Utah	77 68		
												287	H	Southern Utah	77 65		
												289	A	Sacramento St.	76 82		
												289	H	Sacramento St.	91 88		
												300	A	UTEP	65 51		
												303	H	Denver	82 67		
												311	H	Youngstown St.	70 49		
												330	A	Montana	59 60		
LAST 12 Division I GAMES:																	
289	H	Sacramento St.	91 88	124	A	North Dakota	69 88										
287	H	Southern Utah	77 65	125	A	Northern Colo.	64 75										
330	A	Montana	59 60	129	H	Idaho	80 91										
81	A	Montana St.	69 86	128	H	Eastern Wash.	56 47										
220	H	Weber St.	64 75	289	A	Sacramento St.	76 82										
144	H	Idaho St.	51 64	255	A	Portland St.	55 56										

Non-Div I Games: Antelope Valley 109 60

Northern Ariz.

■ Loss,
 ■ Non-Conf, S Site,
 ■ Home
 ■ Away
 N Neutral

Average RPI Win:	237	WON-LOST	WINNING	LAST 10	STRENGTH OF	OPP. STRENGTH	TEAM	ADJ.	CONF.	ADJ CONF.
Average RPI Loss:	108	RECORD	PCT. RANK	GAMES	SCHEDULE	OF SCHEDULE	RPI	RPI	RPI	RPI
DIV. I ONLY	19- 6	40	7- 3	290	195	125	125	20	20	
DIV. I NON-CONF.	7- 3	83	0- 0	276	153	126	126	18	18	
TOTALS	RPI 1-25	RPI 26-50	W-L RECORDS	RPI 51-100	RPI 101-150	RPI 150+				
19- 6	0- 0	0- 1	OVERALL	2- 1	2- 4	15- 0				
10- 3	0- 0	0- 0	HOME	2- 1	0- 2	8- 0				
8- 3	0- 0	0- 1	AWAY	0- 0	2- 2	6- 0				
1- 0	0- 0	0- 0	NEUTRAL	0- 0	0- 0	1- 0				
7- 3	0- 0	0- 1	NON-CONFERENCE	1- 1	0- 1	6- 0				
3- 1	0- 0	0- 0	HOME	1- 1	0- 0	2- 0				
3- 2	0- 0	0- 1	AWAY	0- 0	0- 1	3- 0				
1- 0	0- 0	0- 0	NEUTRAL	0- 0	0- 0	1- 0				
12- 3	0- 0	0- 0	CONFERENCE	1- 0	2- 3	9- 0				
7- 2	0- 0	0- 0	HOME	1- 0	0- 2	6- 0				
5- 1	0- 0	0- 0	AWAY	0- 0	2- 1	3- 0				
0- 0	0- 0	0- 0	NEUTRAL	0- 0	0- 0	0- 0				

RPI 1-25			RPI 26-50			RPI 51-100			RPI 101+			Team's RPI: 125
RPI	S	Opponent	Score	RPI	S	Opponent	Score	RPI	S	Opponent	Score	
47	A	Colorado St.	47 58	72	H	Colorado	62 83	124	H	North Dakota	51 57	
				81	H	Montana St.	66 58	128	A	Eastern Wash.	61 67	
				97	H	FGCU	77 74	129	A	Idaho	71 67	
								132	A	St. Mary's (CA)	65 75	
								144	A	Idaho St.	77 62	
								144	H	Idaho St.	58 68	
								189	A	UTSA	73 66	
								220	A	Weber St.	88 79	
								220	H	Weber St.	86 62	
								227	H	San Diego	54 51	
								238	A	Pacific	60 56	
								255	H	Portland St.	91 62	
								285	N	Eastern Mich.	58 57	
								287	A	Southern Utah	83 53	
								287	H	Southern Utah	74 55	
								289	H	Sacramento St.	95 88	
								296	A	Northern Ariz.	69 66	
								296	H	Northern Ariz.	75 64	
								303	H	Denver	68 48	
								322	A	Air Force	71 44	
								330	H	Montana	65 46	
LAST 12 Division I GAMES:												
144	H	Idaho St.	58 68	296	H	Northern Ariz.	75 64					
220	H	Weber St.	86 62	220	A	Weber St.	88 79					
128	A	Eastern Wash.	61 67	144	A	Idaho St.	77 62					
129	A	Idaho	71 67	81	H	Montana St.	66 58					
124	H	North Dakota	51 57	330	H	Montana	65 46					
287	H	Southern Utah	74 55	296	A	Northern Ariz.	69 66					

Non-Div I Games: Colo. Christian 90 47

Northern Colo.

Average RPI Win: 199	WON-LOST	WINNING	LAST 10	STRENGTH OF	OPP. STRENGTH	TEAM	ADJ.	CONF.	ADJ CONF.
Average RPI Loss: 85	RECORD	PCT. RANK	GAMES	SCHEDULE	OF SCHEDULE	RPI	RPI	RPI	RPI
DIV. I ONLY	18- 8	70	6- 4	120	138	80	80	10	10
DIV. I NON-CONF.	7- 4	114	0- 0	240	208	127	127	12	12
TOTALS	RPI 1-25	RPI 26-50	W-L RECORDS	RPI 51-100	RPI 101-150	RPI 150+			
18- 8	0- 0	1- 3	OVERALL	2- 3	4- 1	11- 1			
9- 3	0- 0	1- 1	HOME	0- 0	2- 1	6- 1			
9- 4	0- 0	0- 1	AWAY	2- 1	2- 0	5- 0			
0- 1	0- 0	0- 0	NEUTRAL	0- 1	0- 0	0- 0			
7- 4	0- 0	0- 1	NON-CONFERENCE	0- 3	1- 0	6- 0			
4- 0	0- 0	0- 0	HOME	0- 0	1- 0	3- 0			
3- 3	0- 0	0- 1	AWAY	0- 2	0- 0	3- 0			
0- 1	0- 0	0- 0	NEUTRAL	0- 1	0- 0	0- 0			
11- 4	0- 0	1- 2	CONFERENCE	2- 0	3- 1	5- 1			
5- 3	0- 0	1- 1	HOME	0- 0	1- 1	3- 1			
6- 1	0- 0	0- 1	AWAY	2- 0	2- 0	2- 0			
0- 0	0- 0	0- 0	NEUTRAL	0- 0	0- 0	0- 0			

RPI S	Opponent	Score	RPI S	Opponent	Score	RPI S	Opponent	Score	RPI S	Opponent	Score
34	A Drake	86 95	36	A Central Mich.	86 109	62	A Iowa St.	89 97	103	A Kent St.	98 97
36	H Central Mich.	94 109	49	H Ohio	88 80	63	N South Dakota	83 97	103	H Kent St.	93 72
						65	A Buffalo	89 80	121	A Ball St.	101 96
						86	A Western Ill.	79 83	121	H Ball St.	84 92
						89	A Toledo	77 73	146	H Milwaukee	114 104
									184	H Western Mich.	67 62
									202	H SIUE	97 78
									221	A Bradley	81 51
									230	A Miami (OH)	63 61
									230	H Miami (OH)	89 76
									239	H Akron	55 84
									270	A Bowling Green	89 76
									285	H Eastern Mich.	85 73
									308	H Illinois St.	108 66
									315	A Loyola Chicago	90 70
									323	A UMKC	86 75
									337	H Chicago St.	94 85
LAST 12 Division I GAMES:											
36	A Central Mich.	86 109	121	A Ball St.	101 96						
121	H Ball St.	84 92	103	H Kent St.	93 72						
230	A Miami (OH)	63 61	230	H Miami (OH)	89 76						
65	A Buffalo	89 80	239	H Akron	55 84						
36	H Central Mich.	94 109	89	A Toledo	77 73						
184	H Western Mich.	67 62	103	A Kent St.	98 97						

Non-Div I Games:

Northern Ill.

Average RPI Win:	269	WON-LOST	WINNING	LAST 10	STRENGTH OF	OPP. STRENGTH	TEAM	ADJ.	CONF.	ADJ CONF.
Average RPI Loss:	174	RECORD	PCT. RANK	GAMES	SCHEDULE	OF SCHEDULE	RPI	RPI	RPI	RPI
DIV. I ONLY	7- 20	301	3- 7	220	271	295	295	19	19	
DIV. I NON-CONF.	3- 8	262	0- 0	167	311	270	270	21	21	
TOTALS	RPI 1-25	RPI 26-50	W-L RECORDS	RPI 51-100	RPI 101-150	RPI 150+				
7- 20	0- 0	0- 3	OVERALL	0- 0	1- 4	6- 13				
3- 8	0- 0	0- 0	HOME	0- 0	0- 2	3- 6				
2- 11	0- 0	0- 2	AWAY	0- 0	0- 2	2- 5				
2- 1	0- 0	0- 0	NEUTRAL	0- 0	1- 0	1- 1				
3- 8	0- 0	0- 2	NON-CONFERENCE	0- 0	1- 1	2- 5				
1- 3	0- 0	0- 0	HOME	0- 0	0- 1	1- 2				
0- 4	0- 0	0- 2	AWAY	0- 0	0- 0	0- 2				
2- 1	0- 0	0- 0	NEUTRAL	0- 0	1- 0	1- 1				
4- 12	0- 0	0- 1	CONFERENCE	0- 0	0- 3	4- 8				
2- 5	0- 0	0- 0	HOME	0- 0	0- 1	2- 4				
2- 7	0- 0	0- 1	AWAY	0- 0	0- 2	2- 4				
0- 0	0- 0	0- 0	NEUTRAL	0- 0	0- 0	0- 0				

RPI S	Opponent	Score	RPI S	Opponent	Score	RPI S	Opponent	Score	RPI S	Opponent	Score	Team's RPI: 295
31	A Green Bay	39 70	45	A Indiana	49 100	49	A Ohio	41 58	118	H Stetson	45 54	
									123	N Southern Miss.	58 53	
									139	A Wright St.	47 67	
									139	H Wright St.	63 70	
									146	A Milwaukee	44 72	
									158	A Oakland	66 86	
									158	H Oakland	47 61	
									163	A Detroit Mercy	49 57	
									163	H Detroit Mercy	53 55	
									176	A Cleveland St.	58 77	
									176	H Cleveland St.	54 58	
									199	H ETSU	62 56	
									205	A Indiana St.	38 58	
									230	H Miami (OH)	50 60	
									255	N Portland St.	54 77	
									261	H Murray St.	69 72	
									267	A Tennessee Tech	40 55	
									298	A Valparaiso	70 55	
									298	H Valparaiso	32 41	
									311	A Youngstown St.	73 77	
									311	H Youngstown St.	87 81	
									317	A Ill.-Chicago	58 37	
									317	H Ill.-Chicago	66 49	
									321	N Arkansas St.	83 78	
LAST 12 Division I GAMES:												
158	A Oakland	66 86	163	H Detroit Mercy	53 55							
176	A Cleveland St.	58 77	158	H Oakland	47 61							
311	A Youngstown St.	73 77	317	A Ill.-Chicago	58 37							
298	H Valparaiso	32 41	298	A Valparaiso	70 55							
317	H Ill.-Chicago	66 49	163	A Detroit Mercy	49 57							
139	A Wright St.	47 67	139	H Wright St.	63 70							

Non-Div I Games: Ind.-East 66 46

Northern Ky.

Loss, Non-Conf, S Site, H Home A Away N Neutral

Northwestern

Through Games Of Feb. 23, 2017

Average RPI Win:	173	WON-LOST	WINNING	LAST 10	STRENGTH OF	OPP. STRENGTH	TEAM	ADJ.	CONF.	ADJ CONF.
Average RPI Loss:	48	RECORD	PCT. RANK	GAMES	SCHEDULE	OF SCHEDULE	RPI	RPI	RPI	RPI
DIV. I ONLY	19- 9	77	4- 5	113	75	71	71	6	6	
DIV. I NON-CONF.	11- 2	23	0- 0	183	166	50	50	6	6	
TOTALS	RPI 1-25	RPI 26-50	W-L RECORDS	RPI 51-100	RPI 101-150	RPI 150+				
19- 9	0- 3	3- 2	OVERALL	2- 4	2- 0	12- 0				
15- 2	0- 1	3- 0	HOME	2- 1	1- 0	9- 0				
4- 7	0- 2	0- 2	AWAY	0- 3	1- 0	3- 0				
0- 0	0- 0	0- 0	NEUTRAL	0- 0	0- 0	0- 0				
11- 2	0- 1	1- 0	NON-CONFERENCE	1- 1	2- 0	7- 0				
9- 0	0- 0	1- 0	HOME	1- 0	1- 0	6- 0				
2- 2	0- 1	0- 0	AWAY	0- 1	1- 0	1- 0				
0- 0	0- 0	0- 0	NEUTRAL	0- 0	0- 0	0- 0				
8- 7	0- 2	2- 2	CONFERENCE	1- 3	0- 0	5- 0				
6- 2	0- 1	2- 0	HOME	1- 1	0- 0	3- 0				
2- 5	0- 1	0- 2	AWAY	0- 2	0- 0	2- 0				
0- 0	0- 0	0- 0	NEUTRAL	0- 0	0- 0	0- 0				

RPI S	Opponent	Score	RPI S	Opponent	Score	RPI S	Opponent	Score	RPI S	Opponent	Score
19	A DePaul	66 89	39	H Michigan St.	76 65	53	A Iowa	59 78	146	A Milwaukee	65 63
21	A Maryland	65 96	40	A Michigan	54 80	74	A Gonzaga	56 67	148	H Oral Roberts	64 55
24	H Ohio St.	87 94	45	A Indiana	38 66	77	H Penn St.	58 74	151	A Santa Clara	87 75
			45	H Indiana	80 67	78	A Minnesota	61 71	161	H Missouri St.	75 52
			48	H Virginia	69 60	82	H Purdue	76 60	190	A Nebraska	62 58
						84	H Florida	73 68	192	H Hampton	67 48
									200	H Illinois	66 53
									211	H Wisconsin	63 43
									214	A Rutgers	55 37
									214	H Rutgers	60 38
									241	H UT Martin	82 59
									260	H Evansville	88 66
									317	H Ill.-Chicago	88 44
									337	H Chicago St.	75 42
LAST 12 Division I GAMES:											
78	A Minnesota	61 71	211	H Wisconsin	63 43						
214	H Rutgers	60 38	214	A Rutgers	55 37						
200	H Illinois	66 53	40	A Michigan	54 80						
53	A Iowa	59 78	39	H Michigan St.	76 65						
45	A Indiana	38 66	45	H Indiana	80 67						
77	H Penn St.	58 74	21	A Maryland	65 96						

Non-Div I Games:

Northwestern

■ Loss,
 ■ Non-Conf, S Site,
 ■ Home
 ■ Away
 N Neutral

Average RPI Win:	303	WON-LOST	WINNING	LAST 10	STRENGTH OF	OPP. STRENGTH	TEAM	ADJ.	CONF.	ADJ CONF.
Average RPI Loss:	187	RECORD	PCT. RANK	GAMES	SCHEDULE	OF SCHEDULE	RPI	RPI	RPI	RPI
DIV. I ONLY	8- 14	249	4- 6	326	280	314	314	27	27	
DIV. I NON-CONF.	2- 5	259	0- 0	241	144	299	299	27	27	
TOTALS	RPI 1-25	RPI 26-50	W-L RECORDS	RPI 51-100	RPI 101-150	RPI 150+				
8- 14	0- 2	0- 0	OVERALL	1- 0	0- 4	7- 8				
7- 3	0- 0	0- 0	HOME	1- 0	0- 1	6- 2				
1- 11	0- 2	0- 0	AWAY	0- 0	0- 3	1- 6				
0- 0	0- 0	0- 0	NEUTRAL	0- 0	0- 0	0- 0				
2- 5	0- 2	0- 0	NON-CONFERENCE	0- 0	0- 0	2- 3				
2- 1	0- 0	0- 0	HOME	0- 0	0- 0	2- 1				
0- 4	0- 2	0- 0	AWAY	0- 0	0- 0	0- 2				
0- 0	0- 0	0- 0	NEUTRAL	0- 0	0- 0	0- 0				
6- 9	0- 0	0- 0	CONFERENCE	1- 0	0- 4	5- 5				
5- 2	0- 0	0- 0	HOME	1- 0	0- 1	4- 1				
1- 7	0- 0	0- 0	AWAY	0- 0	0- 3	1- 4				
0- 0	0- 0	0- 0	NEUTRAL	0- 0	0- 0	0- 0				

RPI 1-25			RPI 26-50			RPI 51-100			RPI 101+ Team's RPI: 314		
RPI	S	Opponent	Score	RPI	S	Opponent	Score	RPI	S	Opponent	Score
3	A	Mississippi St.	30 106					101	A	Abilene Christian	57 79
10	A	Texas	39 86					101	H	Abilene Christian	74 75
								122	A	Central Ark.	43 76
								130	A	Lamar University	60 73
								153	A	Arkansas	36 65
								167	A	Memphis	38 54
								280	A	McNeese	52 68
								280	H	McNeese	63 68
								293	A	A&M-Corpus Christi	51 60
								305	H	Mississippi Val.	64 68
								309	H	Nicholls St.	75 58
								327	A	Southeastern La.	58 69
								327	H	Southeastern La.	89 71
								329	A	Incarinate Word	76 74
								331	H	La.-Monroe	67 65
								339	H	Houston Baptist	75 54
								340	A	Sam Houston St.	73 92
								340	H	Sam Houston St.	78 51
								346	H	Jackson St.	83 65
LAST 12 Division I GAMES:											
340	A	Sam Houston St.	73 92	130	A	Lamar University	60 73				
101	H	Abilene Christian	74 75	327	A	Southeastern La.	58 69				
327	H	Southeastern La.	89 71	280	A	McNeese	52 68				
101	A	Abilene Christian	57 79	340	H	Sam Houston St.	78 51				
339	H	Houston Baptist	75 54	309	H	Nicholls St.	75 58				
99	H	SFA	76 72	293	A	A&M-Corpus Christi	51 60				

Non-Div I Games: LeTourneau 80 68 Louisiana Col. 113 65 LSU-Alexandria 97 76 Central Baptist 93 42 Northwestern St.

Loss, Non-Conf, S Site, H Home A Away N Neutral

Average RPI Win: 266	WON-LOST	WINNING	LAST 10	STRENGTH OF	OPP. STRENGTH	TEAM	ADJ.	CONF.	ADJ CONF.
Average RPI Loss: 99	RECORD	PCT. RANK	GAMES	SCHEDULE	OF SCHEDULE	RPI	RPI	RPI	RPI
DIV. I ONLY	15- 11	129	8- 2	222	207	158	158	19	19
DIV. I NON-CONF.	4- 5	198	0- 0	237	92	187	187	21	21
TOTALS	RPI 1-25	RPI 26-50	W-L RECORDS	RPI 51-100	RPI 101-150	RPI 150+			
15- 11	0- 0	1- 5	OVERALL	0- 0	2- 3	12- 3			
8- 4	0- 0	1- 0	HOME	0- 0	1- 2	6- 2			
7- 7	0- 0	0- 5	AWAY	0- 0	1- 1	6- 1			
0- 0	0- 0	0- 0	NEUTRAL	0- 0	0- 0	0- 0			
4- 5	0- 0	0- 4	NON-CONFERENCE	0- 0	0- 1	4- 0			
2- 1	0- 0	0- 0	HOME	0- 0	0- 1	2- 0			
2- 4	0- 0	0- 4	AWAY	0- 0	0- 0	2- 0			
0- 0	0- 0	0- 0	NEUTRAL	0- 0	0- 0	0- 0			
11- 6	0- 0	1- 1	CONFERENCE	0- 0	2- 2	8- 3			
6- 3	0- 0	1- 0	HOME	0- 0	1- 1	4- 2			
5- 3	0- 0	0- 1	AWAY	0- 0	1- 1	4- 1			
0- 0	0- 0	0- 0	NEUTRAL	0- 0	0- 0	0- 0			

RPI 1-25				RPI 26-50				RPI 51-100				RPI 101+ Team's RPI: 158			
RPI	S	Opponent	Score	RPI	S	Opponent	Score	RPI	S	Opponent	Score	RPI	S	Opponent	Score
				31	A	Green Bay	47 89					121	H	Ball St.	59 66
				31	H	Green Bay	74 71					139	A	Wright St.	66 84
				36	A	Central Mich.	67 70					139	H	Wright St.	61 73
				39	A	Michigan St.	74 81					146	A	Milwaukee	75 73
				40	A	Michigan	63 101					146	H	Milwaukee	77 63
				45	A	Indiana	59 84					163	A	Detroit Mercy	61 71
												163	H	Detroit Mercy	71 80
												176	H	Cleveland St.	62 74
												281	H	Vermont	79 55
												292	H	North Dakota St.	95 66
												295	A	Northern Ky.	61 47
												295	H	Northern Ky.	86 66
												298	A	Valparaiso	98 60
												298	H	Valparaiso	104 63
												311	A	Youngstown St.	80 58
												311	H	Youngstown St.	80 54
												317	A	Ill.-Chicago	78 50
												317	H	Ill.-Chicago	81 58
												320	A	Fort Wayne	82 61
												337	A	Chicago St.	80 60
LAST 12 Division I GAMES:															
				311	A	Youngstown St.	80 58	31	H	Green Bay	74 71				
				295	H	Northern Ky.	86 66	139	A	Wright St.	66 84				
				317	A	Ill.-Chicago	78 50	295	A	Northern Ky.	61 47				
				298	A	Valparaiso	98 60	311	H	Youngstown St.	80 54				
				163	A	Detroit Mercy	61 71	176	H	Cleveland St.	62 74				
				146	H	Milwaukee	77 63	139	H	Wright St.	61 73				

Non-Div I Games: Concordia (MI) 99 32 Marygrove 126 31

Oakland

■ Loss,
■ Non-Conf,
■ S Site,
■ Home
■ A Away
N Neutral

Average RPI Win:	183	WON-LOST	WINNING	LAST 10	STRENGTH OF	OPP. STRENGTH	TEAM	ADJ.	CONF.	ADJ CONF.
Average RPI Loss:	94	RECORD	PCT. RANK	GAMES	SCHEDULE	OF SCHEDULE	RPI	RPI	RPI	RPI
DIV. I ONLY	18- 8	70	6- 4	80	131	49	49	10	10	
DIV. I NON-CONF.	9- 2	37	0- 0	190	209	57	57	12	12	
TOTALS	RPI 1-25	RPI 26-50	W-L RECORDS	RPI 51-100	RPI 101-150	RPI 150+				
18- 8	0- 0	0- 3	OVERALL	5- 2	2- 2	11- 1				
10- 2	0- 0	0- 1	HOME	2- 0	1- 1	7- 0				
8- 6	0- 0	0- 2	AWAY	3- 2	1- 1	4- 1				
0- 0	0- 0	0- 0	NEUTRAL	0- 0	0- 0	0- 0				
9- 2	0- 0	0- 1	NON-CONFERENCE	2- 0	1- 0	6- 1				
6- 0	0- 0	0- 0	HOME	0- 0	1- 0	5- 0				
3- 2	0- 0	0- 1	AWAY	2- 0	0- 0	1- 1				
0- 0	0- 0	0- 0	NEUTRAL	0- 0	0- 0	0- 0				
9- 6	0- 0	0- 2	CONFERENCE	3- 2	1- 2	5- 0				
4- 2	0- 0	0- 1	HOME	2- 0	0- 1	2- 0				
5- 4	0- 0	0- 1	AWAY	1- 2	1- 1	3- 0				
0- 0	0- 0	0- 0	NEUTRAL	0- 0	0- 0	0- 0				

RPI 1-25				Team's RPI: 49		RPI 51-100				RPI 101+					
RPI	S	Opponent	Score	RPI	S	Opponent	Score	RPI	S	Opponent	Score	RPI	S	Opponent	Score
36	A	Central Mich.	59 64	55	A	IUPUI	71 65	103	A	Kent St.	77 83				
36	H	Central Mich.	64 70	65	A	Buffalo	54 65	103	H	Kent St.	65 68				
40	A	Michigan	46 69	65	H	Buffalo	83 55	121	A	Ball St.	72 68				
				76	A	Middle Tenn.	73 52	135	H	Duquesne	64 46				
				80	A	Northern Ill.	80 88	184	H	Western Mich.	80 67				
				89	A	Toledo	64 55	200	H	Illinois	80 68				
				89	H	Toledo	61 55	207	H	Binghamton	63 55				
								230	A	Miami (OH)	79 62				
								239	A	Akron	85 69				
								241	H	UT Martin	72 55				
								251	A	High Point	76 48				
								261	H	Murray St.	79 70				
								270	A	Bowling Green	69 58				
								285	A	N.C. A&T	57 63				
								285	H	Eastern Mich.	68 51				
								295	H	Northern Ky.	58 41				
LAST 12 Division I GAMES:															
65	A	Buffalo	54 65	230	A	Miami (OH)	79 62								
103	A	Kent St.	77 83	184	H	Western Mich.	80 67								
36	H	Central Mich.	64 70	285	H	Eastern Mich.	68 51								
121	A	Ball St.	72 68	89	A	Toledo	64 55								
89	H	Toledo	61 55	103	H	Kent St.	65 68								
36	A	Central Mich.	59 64	239	A	Akron	85 69								

Non-Div I Games:

Ohio

Average RPI Win:	146	WON-LOST	WINNING	LAST 10	STRENGTH OF	OPP. STRENGTH	TEAM	ADJ.	CONF.	ADJ CONF.
Average RPI Loss:	13	RECORD	PCT. RANK	GAMES	SCHEDULE	OF SCHEDULE	RPI	RPI	RPI	RPI
DIV. I ONLY	24- 5	14	10- 0	61	52	24	24	6	6	
DIV. I NON-CONF.	10- 4	80	0- 0	49	64	66	66	6	6	
TOTALS	RPI 1-25	RPI 26-50	W-L RECORDS	RPI 51-100	RPI 101-150	RPI 150+				
24- 5	1- 4	3- 1	OVERALL	7- 0	2- 0	11- 0				
16- 2	1- 2	1- 0	HOME	3- 0	2- 0	9- 0				
6- 2	0- 1	1- 1	AWAY	3- 0	0- 0	2- 0				
2- 1	0- 1	1- 0	NEUTRAL	1- 0	0- 0	0- 0				
10- 4	0- 4	1- 0	NON-CONFERENCE	1- 0	2- 0	6- 0				
8- 2	0- 2	0- 0	HOME	0- 0	2- 0	6- 0				
0- 1	0- 1	0- 0	AWAY	0- 0	0- 0	0- 0				
2- 1	0- 1	1- 0	NEUTRAL	1- 0	0- 0	0- 0				
14- 1	1- 0	2- 1	CONFERENCE	6- 0	0- 0	5- 0				
8- 0	1- 0	1- 0	HOME	3- 0	0- 0	3- 0				
6- 1	0- 0	1- 1	AWAY	3- 0	0- 0	2- 0				
0- 0	0- 0	0- 0	NEUTRAL	0- 0	0- 0	0- 0				

RPI	S	Opponent	Score	RPI	S	Opponent	Score	RPI	S	Opponent	Score	RPI	S	Opponent	Score
1	A	UConn	63 82	29	N	Syracuse	77 72	53	H	Iowa	88 81	135	H	Duquesne	89 69
4	H	South Carolina	80 92	39	A	Michigan St.	75 94	71	A	Northwestern	94 87	145	H	Cincinnati	80 38
5	N	Baylor	68 85	40	H	Michigan	96 87	77	H	Penn St.	87 72	176	H	Cleveland St.	96 78
16	H	Miami (FL)	89 94	45	A	Indiana	92 82	78	A	Minnesota	88 76	190	A	Nebraska	87 69
21	H	Maryland	98 87					78	H	Minnesota	87 62	190	H	Nebraska	95 75
								82	A	Purdue	61 56	200	H	Illinois	88 64
								97	N	FGCU	79 66	211	A	Wisconsin	96 68
												211	H	Wisconsin	70 61
												217	H	Alabama St.	118 61
												228	H	Southern U.	108 73
												264	H	Canisius	89 56
												332	H	LIU Brooklyn	113 54
												336	H	Winthrop	88 48
LAST 12 Division I GAMES:															
21	H	Maryland	98 87	78	A	Minnesota	88 76								
190	A	Nebraska	87 69	200	H	Illinois	88 64								
53	H	Iowa	88 81	211	H	Wisconsin	70 61								
211	A	Wisconsin	96 68	82	A	Purdue	61 56								
77	H	Penn St.	87 72	39	A	Michigan St.	75 94								
190	H	Nebraska	95 75	40	H	Michigan	96 87								

Non-Div I Games:

Ohio St.

■ Loss,
 ■ Non-Conf, S Site,
 ■ Home
 ■ Away
 N Neutral

Average RPI Win:	108	WON-LOST	WINNING	LAST 10	STRENGTH OF	OPP. STRENGTH	TEAM	ADJ.	CONF.	ADJ CONF.
Average RPI Loss:	45	RECORD	PCT. RANK	GAMES	SCHEDULE	OF SCHEDULE	RPI	RPI	RPI	RPI
DIV. I ONLY	21- 7	46	7- 3	27	18	15	15	4	4	
DIV. I NON-CONF.	9- 3	63	0- 0	51	82	46	46	3	3	
TOTALS	RPI 1-25	RPI 26-50	W-L RECORDS	RPI 51-100	RPI 101-150	RPI 150+				
21- 7	2- 4	2- 0	OVERALL	7- 2	3- 1	7- 0				
14- 1	2- 0	2- 0	HOME	4- 0	2- 1	4- 0				
5- 5	0- 4	0- 0	AWAY	3- 1	1- 0	1- 0				
2- 1	0- 0	0- 0	NEUTRAL	0- 1	0- 0	2- 0				
9- 3	0- 1	2- 0	NON-CONFERENCE	2- 1	0- 1	5- 0				
6- 1	0- 0	2- 0	HOME	1- 0	0- 1	3- 0				
1- 1	0- 1	0- 0	AWAY	1- 0	0- 0	0- 0				
2- 1	0- 0	0- 0	NEUTRAL	0- 1	0- 0	2- 0				
12- 4	2- 3	0- 0	CONFERENCE	5- 1	3- 0	2- 0				
8- 0	2- 0	0- 0	HOME	3- 0	2- 0	1- 0				
4- 4	0- 3	0- 0	AWAY	2- 1	1- 0	1- 0				
0- 0	0- 0	0- 0	NEUTRAL	0- 0	0- 0	0- 0				

RPI	S	Opponent	Score	RPI	S	Opponent	Score	RPI	S	Opponent	Score	RPI	S	Opponent	Score
5	A	Baylor	58 92	35	H	South Dakota St.	74 60	51	H	Little Rock	68 58	105	A	Texas Tech	64 56
10	A	Texas	68 86	47	H	Colorado St.	70 55	57	A	West Virginia	73 83	105	H	Texas Tech	66 45
10	H	Texas	74 73					57	H	West Virginia	90 87	140	H	TCU	87 72
14	A	Kentucky	68 82					62	A	Iowa St.	67 57	148	H	Oral Roberts	67 74
17	A	Kansas St.	71 79					62	H	Iowa St.	78 63	162	H	Tulsa	85 68
17	H	Kansas St.	85 80					66	N	California	74 82	166	A	Kansas	84 54
								67	A	Oklahoma St.	66 60	166	H	Kansas	89 52
								67	H	Oklahoma St.	68 62	185	H	Southern Ill.	80 48
								96	A	BYU	68 61	187	N	Xavier	81 69
												229	H	UTRGV	92 59
												255	N	Portland St.	74 60
LAST 12 Division I GAMES:															
17	A	Kansas St.	71 79	5	A	Baylor	58 92								
10	H	Texas	74 73	62	H	Iowa St.	78 63								
105	A	Texas Tech	64 56	67	H	Oklahoma St.	68 62								
57	H	West Virginia	90 87	10	A	Texas	68 86								
67	A	Oklahoma St.	66 60	105	H	Texas Tech	66 45								
166	H	Kansas	89 52	62	A	Iowa St.	67 57								

Non-Div I Games:

Oklahoma

■ Loss,
 ■ Non-Conf, S Site,
 ■ Home
 ■ Away
 N Neutral

Average RPI Win:	153	WON-LOST	WINNING	LAST 10	STRENGTH OF	OPP. STRENGTH	TEAM	ADJ.	CONF.	ADJ CONF.
Average RPI Loss:	36	RECORD	PCT. RANK	GAMES	SCHEDULE	OF SCHEDULE	RPI	RPI	RPI	RPI
DIV. I ONLY	15- 12	145	3- 7	38	24	67	67	4	4	
DIV. I NON-CONF.	10- 1	15	0- 0	83	160	20	20	3	3	
TOTALS	RPI 1-25	RPI 26-50	W-L RECORDS	RPI 51-100	RPI 101-150	RPI 150+				
15- 12	0- 9	0- 0	OVERALL	3- 1	5- 1	7- 1				
11- 4	0- 4	0- 0	HOME	3- 0	2- 0	6- 0				
2- 7	0- 4	0- 0	AWAY	0- 1	2- 1	0- 1				
2- 1	0- 1	0- 0	NEUTRAL	0- 0	1- 0	1- 0				
10- 1	0- 1	0- 0	NON-CONFERENCE	2- 0	2- 0	6- 0				
7- 0	0- 0	0- 0	HOME	2- 0	0- 0	5- 0				
1- 0	0- 0	0- 0	AWAY	0- 0	1- 0	0- 0				
2- 1	0- 1	0- 0	NEUTRAL	0- 0	1- 0	1- 0				
5- 11	0- 8	0- 0	CONFERENCE	1- 1	3- 1	1- 1				
4- 4	0- 4	0- 0	HOME	1- 0	2- 0	1- 0				
1- 7	0- 4	0- 0	AWAY	0- 1	1- 1	0- 1				
0- 0	0- 0	0- 0	NEUTRAL	0- 0	0- 0	0- 0				

RPI 1-25				RPI 26-50				RPI 51-100 Team's RPI: 67				RPI 101+			
RPI	S	Opponent	Score	RPI	S	Opponent	Score	RPI	S	Opponent	Score	RPI	S	Opponent	Score
5	A	Baylor	67 89					57	A	West Virginia	53 79	104	A	Washington St.	79 72
5	H	Baylor	50 86					60	H	UNI	81 57	105	A	Texas Tech	65 70
6	N	Oregon St.	54 73					62	H	Iowa St.	71 59	105	H	Texas Tech	75 62
10	A	Texas	35 66					83	H	Georgia	71 51	109	N	Long Beach St.	63 57
10	H	Texas	71 85									140	A	TCU	82 67
15	A	Oklahoma	62 68									140	H	TCU	88 70
15	H	Oklahoma	60 66									151	N	Santa Clara	67 53
17	A	Kansas St.	69 74									165	H	Rice	65 51
17	H	Kansas St.	43 63									166	A	Kansas	49 67
												166	H	Kansas	74 70
												204	H	Loyola Marymount	66 58
												229	H	UTRGV	86 53
												256	H	Tennessee St.	86 48
												321	H	Arkansas St.	76 34
LAST 12 Division I GAMES:															
105	H	Texas Tech	75 62	10	H	Texas	71 85								
5	A	Baylor	67 89	17	A	Kansas St.	69 74								
140	H	TCU	88 70	166	H	Kansas	74 70								
57	A	West Virginia	53 79	15	A	Oklahoma	62 68								
166	A	Kansas	49 67	17	H	Kansas St.	43 63								
15	H	Oklahoma	60 66	10	A	Texas	35 66								

Non-Div I Games:

Oklahoma St.

Average RPI Win:	219	WON-LOST	WINNING	LAST 10	STRENGTH OF	OPP. STRENGTH	TEAM	ADJ.	CONF.	ADJ CONF.
Average RPI Loss:	90	RECORD	PCT. RANK	GAMES	SCHEDULE	OF SCHEDULE	RPI	RPI	RPI	RPI
DIV. I ONLY	15- 11	129	8- 2	84	165	117	117	14	14	
DIV. I NON-CONF.	5- 6	186	0- 0	77	158	175	175	16	16	
TOTALS	RPI 1-25	RPI 26-50	W-L RECORDS	RPI 51-100	RPI 101-150	RPI 150+				
15- 11	0- 2	0- 3	OVERALL	0- 1	2- 3	13- 2				
9- 4	0- 0	0- 1	HOME	0- 1	1- 2	8- 0				
6- 5	0- 2	0- 0	AWAY	0- 0	1- 1	5- 2				
0- 2	0- 0	0- 2	NEUTRAL	0- 0	0- 0	0- 0				
5- 6	0- 2	0- 2	NON-CONFERENCE	0- 0	1- 1	4- 1				
5- 1	0- 0	0- 0	HOME	0- 0	1- 1	4- 0				
0- 3	0- 2	0- 0	AWAY	0- 0	0- 0	0- 1				
0- 2	0- 0	0- 2	NEUTRAL	0- 0	0- 0	0- 0				
10- 5	0- 0	0- 1	CONFERENCE	0- 1	1- 2	9- 1				
4- 3	0- 0	0- 1	HOME	0- 1	0- 1	4- 0				
6- 2	0- 0	0- 0	AWAY	0- 0	1- 1	5- 1				
0- 0	0- 0	0- 0	NEUTRAL	0- 0	0- 0	0- 0				

RPI	S	Opponent	Score	RPI	S	Opponent	Score	RPI	S	Opponent	Score	RPI	S	Opponent	Score	Team's RPI: 117
8	A	Duke	64 92	29	N	Syracuse	66 92	76	H	Middle Tenn.	63 80	113	A	Charlotte	72 70	
16	A	Miami (FL)	56 66	44	N	Dayton	69 77					113	H	Charlotte	75 86	
				50	H	Western Ky.	62 67					123	A	Southern Miss.	69 84	
												138	H	VCU	70 60	
												147	H	William & Mary	58 69	
												157	A	Louisiana Tech	69 64	
												165	A	Rice	59 47	
												165	H	Rice	81 66	
												182	H	UAB	73 61	
												187	A	North Texas	55 65	
												187	H	North Texas	62 47	
												192	H	Hampton	61 58	
												199	A	ETSU	60 70	
												235	H	Dartmouth	82 56	
												256	A	Marshall	94 85	
												256	H	Marshall	73 69	
												274	H	Norfolk St.	65 54	
												291	A	FIU	86 64	
												335	A	Fla. Atlantic	93 73	
												343	H	N.C. Central	83 52	
LAST 12 Division I GAMES:																
256	A	Marshall	94 85	187	H	North Texas	62 47									
113	A	Charlotte	72 70	165	H	Rice	81 66									
182	H	UAB	73 61	113	H	Charlotte	75 86									
76	H	Middle Tenn.	63 80	157	A	Louisiana Tech	69 64									
335	A	Fla. Atlantic	93 73	123	A	Southern Miss.	69 84									
291	A	FIU	86 64	50	H	Western Ky.	62 67									

Non-Div I Games:

Old Dominion

■ Loss,
 ■ Non-Conf, S Site,
 ■ Home
 ■ Away
 N Neutral

Average RPI Win:	196	WON-LOST	WINNING	LAST 10	STRENGTH OF	OPP. STRENGTH	TEAM	ADJ.	CONF.	ADJ CONF.
Average RPI Loss:	52	RECORD	PCT. RANK	GAMES	SCHEDULE	OF SCHEDULE	RPI	RPI	RPI	RPI
DIV. I ONLY	16- 12	133	3- 7	96	62	120	120	2	2	
DIV. I NON-CONF.	11- 2	23	0- 0	323	269	117	117	2	2	
TOTALS	RPI 1-25	RPI 26-50	W-L RECORDS	RPI 51-100	RPI 101-150	RPI 150+				
16- 12	1- 5	2- 2	OVERALL	2- 3	1- 2	10- 0				
14- 3	1- 1	2- 1	HOME	1- 0	1- 1	9- 0				
1- 9	0- 4	0- 1	AWAY	1- 3	0- 1	0- 0				
1- 0	0- 0	0- 0	NEUTRAL	0- 0	0- 0	1- 0				
11- 2	0- 0	1- 0	NON-CONFERENCE	0- 2	1- 0	9- 0				
10- 0	0- 0	1- 0	HOME	0- 0	1- 0	8- 0				
0- 2	0- 0	0- 0	AWAY	0- 2	0- 0	0- 0				
1- 0	0- 0	0- 0	NEUTRAL	0- 0	0- 0	1- 0				
5- 10	1- 5	1- 2	CONFERENCE	2- 1	0- 2	1- 0				
4- 3	1- 1	1- 1	HOME	1- 0	0- 1	1- 0				
1- 7	0- 4	0- 1	AWAY	1- 1	0- 1	0- 0				
0- 0	0- 0	0- 0	NEUTRAL	0- 0	0- 0	0- 0				

RPI	S	Opponent	Score	RPI	S	Opponent	Score	RPI	S	Opponent	Score	RPI	S	Opponent	Score	Team's RPI: 120
3	A	Mississippi St.	62 73	30	H	Oregon	83 67	57	A	West Virginia	61 66	127	A	Alabama	80 90	
3	H	Mississippi St.	44 66	33	H	LSU	51 62	83	H	Georgia	69 62	127	H	Alabama	57 65	
4	A	South Carolina	46 65	43	A	Auburn	60 83	84	A	Florida	84 75	138	H	VCU	77 57	
14	A	Kentucky	57 89	43	H	Auburn	63 59	91	A	Vanderbilt	67 85	153	H	Arkansas	73 64	
22	A	Missouri	65 100					95	A	UNLV	57 64	211	N	Wisconsin	69 44	
23	H	Tennessee	67 62									249	H	Jacksonville St.	68 50	
												251	H	High Point	73 62	
												269	H	Austin Peay	66 38	
												290	H	Lipscomb	76 49	
												305	H	Mississippi Val.	67 30	
												327	H	Southeastern La.	81 31	
												331	H	La.-Monroe	97 40	
												346	H	Jackson St.	89 41	
LAST 12 Division I GAMES:																
22	A	Missouri	65 100	83	H	Georgia	69 62									
91	A	Vanderbilt	67 85	14	A	Kentucky	57 89									
43	H	Auburn	63 59	127	H	Alabama	57 65									
3	H	Mississippi St.	44 66	4	A	South Carolina	46 65									
33	H	LSU	51 62	3	A	Mississippi St.	62 73									
84	A	Florida	84 75	23	H	Tennessee	67 62									

Non-Div I Games:

Ole Miss

■ Loss,
 ■ Non-Conf,
 ■ S Site,
 ■ H Home
 ■ A Away
 N Neutral

Average RPI Win:	228	WON-LOST	WINNING	LAST 10	STRENGTH OF	OPP. STRENGTH	TEAM	ADJ.	CONF.	ADJ CONF.
Average RPI Loss:	95	RECORD	PCT. RANK	GAMES	SCHEDULE	OF SCHEDULE	RPI	RPI	RPI	RPI
DIV. I ONLY	12- 14	194	5- 4	124	137	155	155	11	11	
DIV. I NON-CONF.	5- 6	186	1- 1	149	156	147	147	10	10	
TOTALS	RPI 1-25	RPI 26-50	W-L RECORDS	RPI 51-100	RPI 101-150	RPI 150+				
12- 14	0- 2	1- 2	OVERALL	1- 5	1- 3	9- 2				
6- 4	0- 1	1- 0	HOME	1- 2	0- 1	4- 0				
5- 10	0- 1	0- 2	AWAY	0- 3	1- 2	4- 2				
1- 0	0- 0	0- 0	NEUTRAL	0- 0	0- 0	1- 0				
5- 6	0- 2	0- 1	NON-CONFERENCE	0- 0	0- 2	5- 1				
2- 1	0- 1	0- 0	HOME	0- 0	0- 0	2- 0				
2- 5	0- 1	0- 1	AWAY	0- 0	0- 2	2- 1				
1- 0	0- 0	0- 0	NEUTRAL	0- 0	0- 0	1- 0				
7- 8	0- 0	1- 1	CONFERENCE	1- 5	1- 1	4- 1				
4- 3	0- 0	1- 0	HOME	1- 2	0- 1	2- 0				
3- 5	0- 0	0- 1	AWAY	0- 3	1- 0	2- 1				
0- 0	0- 0	0- 0	NEUTRAL	0- 0	0- 0	0- 0				

RPI	S	Opponent	Score	RPI	S	Opponent	Score	RPI	S	Opponent	Score	RPI	S	Opponent	Score	Team's RPI: 155
17	H	Kansas St.	57 70	35	A	South Dakota St.	64 76	55	A	IUPUI	47 79	101	A	Abilene Christian	66 73	
18	A	Creighton	45 82	35	H	South Dakota St.	83 82	55	H	IUPUI	64 44	106	A	UCF	41 81	
				47	A	Colorado St.	42 69	63	A	South Dakota	56 91	148	A	Oral Roberts	64 49	
								63	H	South Dakota	52 60	148	H	Oral Roberts	65 67	
								86	A	Western Ill.	63 80	187	N	North Texas	85 57	
								86	H	Western Ill.	74 78	190	A	Nebraska	58 66	
												205	H	Indiana St.	72 45	
												245	H	Wofford	89 64	
												292	A	North Dakota St.	80 60	
												292	H	North Dakota St.	90 64	
												303	A	Denver	82 73	
												320	A	Fort Wayne	62 65	
												320	H	Fort Wayne	63 49	
												323	A	UMKC	80 57	
												334	A	Florida A&M	70 50	
LAST 12 Division I GAMES:																
187	N	North Texas	85 57	86	A	Western Ill.	63 80	55	A	IUPUI	47 79					
101	A	Abilene Christian	66 73	35	H	South Dakota St.	83 82	320	A	Fort Wayne	62 65					
292	H	North Dakota St.	90 64	63	A	South Dakota	56 91	303	A	Denver	82 73					
63	A	South Dakota	56 91	320	H	Fort Wayne	63 49	292	A	North Dakota St.	80 60					
320	H	Fort Wayne	63 49	148	A	Oral Roberts	64 49									

Non-Div I Games: Lincoln (MO) 98 49 York (NE) 106 37

Omaha

Loss, Non-Conf, S Site, H Home A Away N Neutral

Oral Roberts

Through Games Of Feb. 23, 2017

Average RPI Win:	210	WON-LOST	WINNING	LAST 10	STRENGTH OF	OPP. STRENGTH	TEAM	ADJ.	CONF.	ADJ CONF.
Average RPI Loss:	89	RECORD	PCT. RANK	GAMES	SCHEDULE	OF SCHEDULE	RPI	RPI	RPI	RPI
DIV. I ONLY	12- 14	194	4- 6	140	95	148	148	11	11	
DIV. I NON-CONF.	6- 5	148	0- 0	169	15	85	85	10	10	
TOTALS	RPI 1-25	RPI 26-50	W-L RECORDS	RPI 51-100	RPI 101-150	RPI 150+				
12- 14	1- 0	0- 3	OVERALL	1- 8	0- 0	10- 3				
5- 5	0- 0	0- 1	HOME	1- 2	0- 0	4- 2				
7- 9	1- 0	0- 2	AWAY	0- 6	0- 0	6- 1				
0- 0	0- 0	0- 0	NEUTRAL	0- 0	0- 0	0- 0				
6- 5	1- 0	0- 1	NON-CONFERENCE	0- 3	0- 0	5- 1				
3- 0	0- 0	0- 0	HOME	0- 0	0- 0	3- 0				
3- 5	1- 0	0- 1	AWAY	0- 3	0- 0	2- 1				
0- 0	0- 0	0- 0	NEUTRAL	0- 0	0- 0	0- 0				
6- 9	0- 0	0- 2	CONFERENCE	1- 5	0- 0	5- 2				
2- 5	0- 0	0- 1	HOME	1- 2	0- 0	1- 2				
4- 4	0- 0	0- 1	AWAY	0- 3	0- 0	4- 0				
0- 0	0- 0	0- 0	NEUTRAL	0- 0	0- 0	0- 0				

RPI S	Opponent	Score	RPI S	Opponent	Score	RPI S	Opponent	Score	RPI S	Opponent	Score	Team's RPI: 148
15	A Oklahoma	74 67	28	A Arizona St.	52 79	51	A Little Rock	50 56	153	A Arkansas	70 60	
			35	A South Dakota St.	35 82	53	A Iowa	76 96	155	A Omaha	67 65	
			35	H South Dakota St.	57 78	55	A IUPUI	41 53	155	H Omaha	49 64	
						55	H IUPUI	54 45	161	H Missouri St.	78 56	
						63	A South Dakota	50 79	162	H Tulsa	76 68	
						63	H South Dakota	47 69	166	A Kansas	56 64	
						71	A Northwestern	55 64	241	H UT Martin	82 53	
						86	A Western Ill.	72 76	292	A North Dakota St.	70 50	
						86	H Western Ill.	62 76	303	A Denver	70 57	
									303	H Denver	45 47	
									320	A Fort Wayne	75 59	
									320	H Fort Wayne	82 56	
									339	A Houston Baptist	75 65	
LAST 12 Division I GAMES:												
303	A Denver	70 57	292	A North Dakota St.	70 50							
63	A South Dakota	50 79	303	H Denver	45 47							
155	H Omaha	49 64	320	A Fort Wayne	75 59							
35	A South Dakota St.	35 82	55	A IUPUI	41 53							
55	H IUPUI	54 45	35	H South Dakota St.	57 78							
86	H Western Ill.	62 76	63	H South Dakota	47 69							

Non-Div I Games: Mid-Amer. Christian98 63 Okla. Sci. & Arts 67 35

Oral Roberts

Loss, Non-Conf, S Site, H Home A Away N Neutral

O
r
e
g
o
n

O
r
e
g
o
n

Oregon

Page 219

Average RPI Win:	94	WON-LOST	WINNING	LAST 10	STRENGTH OF	OPP. STRENGTH	TEAM	ADJ.	CONF.	ADJ CONF.
Average RPI Loss:	39	RECORD	PCT. RANK	GAMES	SCHEDULE	OF SCHEDULE	RPI	RPI	RPI	RPI
DIV. I ONLY	25- 3	6	9- 1	15	29	6	6	1	1	
DIV. I NON-CONF.	11- 1	12	0- 0	46	177	14	14	1	1	
TOTALS	RPI 1-25	RPI 26-50	W-L RECORDS	RPI 51-100	RPI 101-150	RPI 150+				
25- 3	3- 1	4- 1	OVERALL	10- 1	5- 0	3- 0				
12- 2	2- 0	1- 1	HOME	3- 1	3- 0	3- 0				
8- 1	1- 1	2- 0	AWAY	4- 0	1- 0	0- 0				
5- 0	0- 0	1- 0	NEUTRAL	3- 0	1- 0	0- 0				
11- 1	0- 0	1- 1	NON-CONFERENCE	4- 0	3- 0	3- 0				
6- 1	0- 0	0- 1	HOME	1- 0	2- 0	3- 0				
0- 0	0- 0	0- 0	AWAY	0- 0	0- 0	0- 0				
5- 0	0- 0	1- 0	NEUTRAL	3- 0	1- 0	0- 0				
14- 2	3- 1	3- 0	CONFERENCE	6- 1	2- 0	0- 0				
6- 1	2- 0	1- 0	HOME	2- 1	1- 0	0- 0				
8- 1	1- 1	2- 0	AWAY	4- 0	1- 0	0- 0				
0- 0	0- 0	0- 0	NEUTRAL	0- 0	0- 0	0- 0				

RPI	S	Opponent	Score	RPI	S	Opponent	Score	RPI	S	Opponent	Score	RPI	S	Opponent	Score
7	H	Washington	73 70	28	A	Arizona St.	54 45	64	A	Southern California	74 60	104	H	Washington St.	80 58
9	A	Stanford	72 69	30	A	Oregon	43 40	64	H	Southern California	50 70	116	A	Arizona	65 57
12	A	UCLA	56 66	30	H	Oregon	67 60	66	A	California	66 56	129	N	Idaho	60 49
12	H	UCLA	68 61	41	H	Marquette	73 74	67	N	Oklahoma St.	73 54	130	H	Lamar University	88 56
				42	N	Quinnipiac	75 60	69	A	Utah	63 49	144	H	Idaho St.	61 38
								69	H	Utah	70 44	252	H	Ark.-Pine Bluff	73 40
								72	A	Colorado	54 49	262	H	Portland	62 45
								72	H	Colorado	81 57	287	H	Southern Utah	77 38
								95	N	UNLV	62 59				
								96	N	BYU	65 56				
								98	H	UC Davis	93 52				
LAST 12 Division I GAMES:															
69	A	Utah	63 49	30	H	Oregon	67 60								
72	A	Colorado	54 49	30	A	Oregon	43 40								
12	H	UCLA	68 61	72	H	Colorado	81 57								
64	H	Southern California	50 70	69	H	Utah	70 44								
116	A	Arizona	65 57	64	A	Southern California	74 60								
28	A	Arizona St.	54 45	12	A	UCLA	56 66								

Non-Div I Games:

Oregon St.

■ Loss,
 ■ Non-Conf,
 ■ S Site,
 ■ H Home
 ■ A Away
 N Neutral

Average RPI Win: 210	WON-LOST	WINNING	LAST 10	STRENGTH OF	OPP. STRENGTH	TEAM	ADJ.	CONF.	ADJ CONF.
Average RPI Loss: 138	RECORD	PCT. RANK	GAMES	SCHEDULE	OF SCHEDULE	RPI	RPI	RPI	RPI
DIV. I ONLY	7- 19	296	1- 9	87	178	238	238	15	15
DIV. I NON-CONF.	2- 7	284	0- 0	16	206	188	188	13	13
TOTALS	RPI 1-25	RPI 26-50	W-L RECORDS	RPI 51-100	RPI 101-150	RPI 150+			
7- 19	0- 1	0- 1	OVERALL	1- 5	1- 5	5- 7			
4- 11	0- 0	0- 1	HOME	0- 4	1- 2	3- 4			
3- 8	0- 1	0- 0	AWAY	1- 1	0- 3	2- 3			
0- 0	0- 0	0- 0	NEUTRAL	0- 0	0- 0	0- 0			
2- 7	0- 1	0- 1	NON-CONFERENCE	0- 2	0- 2	2- 1			
1- 5	0- 0	0- 1	HOME	0- 2	0- 1	1- 1			
1- 2	0- 1	0- 0	AWAY	0- 0	0- 1	1- 0			
0- 0	0- 0	0- 0	NEUTRAL	0- 0	0- 0	0- 0			
5- 12	0- 0	0- 0	CONFERENCE	1- 3	1- 3	3- 6			
3- 6	0- 0	0- 0	HOME	0- 2	1- 1	2- 3			
2- 6	0- 0	0- 0	AWAY	1- 1	0- 2	1- 3			
0- 0	0- 0	0- 0	NEUTRAL	0- 0	0- 0	0- 0			

RPI 1-25				RPI 26-50				RPI 51-100				RPI 101+ Team's RPI: 238			
RPI	S	Opponent	Score	RPI	S	Opponent	Score	RPI	S	Opponent	Score	RPI	S	Opponent	Score
12	A	UCLA	55 82	41	H	Marquette	75 89	74	A	Gonzaga	65 63	109	A	Long Beach St.	58 66
								74	H	Gonzaga	58 74	125	H	Northern Colo.	56 60
								81	H	Montana St.	66 72	132	A	St. Mary's (CA)	74 82
								96	A	BYU	50 68	132	H	St. Mary's (CA)	54 63
								96	H	BYU	55 68	141	A	San Francisco	64 67
								98	H	UC Davis	87 95	141	H	San Francisco	63 60
												151	A	Santa Clara	51 68
												151	H	Santa Clara	51 61
												177	H	Fresno St.	67 74
												196	A	San Jose St.	99 96
												204	H	Loyola Marymount	52 65
												227	A	San Diego	71 73
												227	H	San Diego	84 64
												262	A	Portland	84 74
												262	H	Portland	71 78
												268	H	CSU Bakersfield	91 61
												304	A	Pepperdine	58 59
												304	H	Pepperdine	80 79
LAST 12 Division I GAMES:															
151	H	Santa Clara	51 61	132	A	St. Mary's (CA)	74 82								
74	H	Gonzaga	58 74	141	A	San Francisco	64 67								
262	H	Portland	71 78	204	H	Loyola Marymount	52 65								
151	A	Santa Clara	51 68	96	A	BYU	50 68								
227	A	San Diego	71 73	132	H	St. Mary's (CA)	54 63								
304	H	Pepperdine	80 79	141	H	San Francisco	63 60								

Non-Div I Games: UC Merced 111 50 William Jessup 103 65

Pacific

■ Loss,
 ■ Non-Conf, S Site,
 ■ Home
 ■ Away
 N Neutral

Average RPI Win:	189	WON-LOST	WINNING	LAST 10	STRENGTH OF	OPP. STRENGTH	TEAM	ADJ.	CONF.	ADJ CONF.
Average RPI Loss:	100	RECORD	PCT. RANK	GAMES	SCHEDULE	OF SCHEDULE	RPI	RPI	RPI	RPI
DIV. I ONLY	14- 7	84	6- 3	101	121	85	85	8	8	
DIV. I NON-CONF.	6- 6	165	0- 2	212	126	174	174	9	9	
TOTALS	RPI 1-25	RPI 26-50	W-L RECORDS	RPI 51-100	RPI 101-150	RPI 150+				
14- 7	0- 2	1- 0	OVERALL	0- 2	3- 1	10- 2				
4- 5	0- 1	1- 0	HOME	0- 2	1- 0	2- 2				
10- 2	0- 1	0- 0	AWAY	0- 0	2- 1	8- 0				
0- 0	0- 0	0- 0	NEUTRAL	0- 0	0- 0	0- 0				
6- 6	0- 2	0- 0	NON-CONFERENCE	0- 2	0- 0	6- 2				
0- 5	0- 1	0- 0	HOME	0- 2	0- 0	0- 2				
6- 1	0- 1	0- 0	AWAY	0- 0	0- 0	6- 0				
0- 0	0- 0	0- 0	NEUTRAL	0- 0	0- 0	0- 0				
8- 1	0- 0	1- 0	CONFERENCE	0- 0	3- 1	4- 0				
4- 0	0- 0	1- 0	HOME	0- 0	1- 0	2- 0				
4- 1	0- 0	0- 0	AWAY	0- 0	2- 1	2- 0				
0- 0	0- 0	0- 0	NEUTRAL	0- 0	0- 0	0- 0				

RPI 1-25				RPI 26-50				RPI 51-100				Team's RPI: 85	RPI 101+			
RPI	S	Opponent	Score	RPI	S	Opponent	Score	RPI	S	Opponent	Score		RPI	S	Opponent	Score
8	A	Duke	55 68	27	H	Harvard	63 43	58	H	Villanova	48 60		110	A	Princeton	62 57
20	H	Temple	53 63					100	H	Saint Joseph's	53 57		119	A	Cornell	61 55
													137	A	Yale	48 61
													137	H	Yale	66 55
													159	A	Brown	71 68
													159	H	Brown	86 60
													169	H	La Salle	56 58
													170	A	CSUN	47 36
													173	A	Columbia	64 54
													174	A	UC Riverside	71 55
													207	H	Binghamton	48 61
													224	A	Richmond	47 44
													235	H	Dartmouth	68 38
													301	A	Rhode Island	75 43
													318	A	Lafayette	64 47
													338	A	Wagner	63 39
LAST 12 Division I GAMES:																
137	A	Yale	48 61	20	H	Temple	53 63	58	H	Villanova	48 60					
159	A	Brown	71 68					159	H	Brown	86 60					
119	A	Cornell	61 55					137	H	Yale	66 55					
173	A	Columbia	64 54					110	A	Princeton	62 57					
235	H	Dartmouth	68 38					174	A	UC Riverside	71 55					
27	H	Harvard	63 43													

Non-Div I Games: Stevens 89 43

Penn

Average RPI Win:	175	WON-LOST	WINNING	LAST 10	STRENGTH OF	OPP. STRENGTH	TEAM	ADJ.	CONF.	ADJ CONF.
Average RPI Loss:	65	RECORD	PCT. RANK	GAMES	SCHEDULE	OF SCHEDULE	RPI	RPI	RPI	RPI
DIV. I ONLY	18- 9	84	7- 3	146	64	77	77	6	6	
DIV. I NON-CONF.	10- 2	32	0- 0	236	135	81	81	6	6	
TOTALS	RPI 1-25	RPI 26-50	W-L RECORDS	RPI 51-100	RPI 101-150	RPI 150+				
18- 9	1- 2	0- 3	OVERALL	4- 3	2- 0	11- 1				
13- 1	1- 0	0- 1	HOME	3- 0	2- 0	7- 0				
4- 7	0- 2	0- 2	AWAY	1- 2	0- 0	3- 1				
1- 1	0- 0	0- 0	NEUTRAL	0- 1	0- 0	1- 0				
10- 2	1- 0	0- 0	NON-CONFERENCE	0- 2	2- 0	7- 0				
7- 0	1- 0	0- 0	HOME	0- 0	2- 0	4- 0				
2- 1	0- 0	0- 0	AWAY	0- 1	0- 0	2- 0				
1- 1	0- 0	0- 0	NEUTRAL	0- 1	0- 0	1- 0				
8- 7	0- 2	0- 3	CONFERENCE	4- 1	0- 0	4- 1				
6- 1	0- 0	0- 1	HOME	3- 0	0- 0	3- 0				
2- 6	0- 2	0- 2	AWAY	1- 1	0- 0	1- 1				
0- 0	0- 0	0- 0	NEUTRAL	0- 0	0- 0	0- 0				

RPI 1-25				RPI 26-50				RPI 51-100				RPI 101+			
RPI	S	Opponent	Score	RPI	S	Opponent	Score	RPI	S	Opponent	Score	RPI	S	Opponent	Score
21	A	Maryland	83 89	39	A	Michigan St.	64 73	53	H	Iowa	71 58	143	H	Pittsburgh	91 62
23	H	Tennessee	70 56	45	A	Indiana	66 72	56	A	Drexel	60 83	149	H	Iona	80 67
24	A	Ohio St.	72 87	45	H	Indiana	70 89	61	N	Georgetown	54 68	164	A	Boston College	60 56
								71	A	Northwestern	74 58	190	H	Nebraska	86 69
								78	H	Minnesota	77 66	197	H	American	70 65
								82	A	Purdue	51 64	200	A	Illinois	80 62
								82	H	Purdue	79 73	200	H	Illinois	82 66
												211	H	Wisconsin	76 46
												214	A	Rutgers	45 61
												239	H	Akron	84 71
												256	H	Marshall	82 80
												263	N	Georgia St.	69 42
												297	A	Holy Cross	84 48
												325	H	Saint Peter's	106 50
LAST 12 Division I GAMES:															
39	A	Michigan St.	64 73	200	H	Illinois	82 66								
200	A	Illinois	80 62	45	A	Indiana	66 72								
82	H	Purdue	79 73	190	H	Nebraska	86 69								
78	H	Minnesota	77 66	211	H	Wisconsin	76 46								
71	A	Northwestern	74 58	21	A	Maryland	83 89								
24	A	Ohio St.	72 87	82	A	Purdue	51 64								

Non-Div I Games:

Penn St.

■ Loss,
■ Non-Conf,
■ S Site,
■ H Home
■ A Away
N Neutral

Pepperdine

Through Games Of Feb. 23, 2017

Average RPI Win:	217	WON-LOST	WINNING	LAST 10	STRENGTH OF	OPP. STRENGTH	TEAM	ADJ.	CONF.	ADJ CONF.
Average RPI Loss:	180	RECORD	PCT. RANK	GAMES	SCHEDULE	OF SCHEDULE	RPI	RPI	RPI	RPI
DIV. I ONLY	7- 21	303	2- 8	228	217	304	304	15	15	
DIV. I NON-CONF.	2- 9	293	0- 0	246	330	323	323	13	13	
TOTALS	RPI 1-25	RPI 26-50	W-L RECORDS	RPI 51-100	RPI 101-150	RPI 150+				
7- 21	0- 1	0- 0	OVERALL	1- 4	1- 3	5- 13				
5- 9	0- 1	0- 0	HOME	1- 2	1- 2	3- 4				
2- 12	0- 0	0- 0	AWAY	0- 2	0- 1	2- 9				
0- 0	0- 0	0- 0	NEUTRAL	0- 0	0- 0	0- 0				
2- 9	0- 1	0- 0	NON-CONFERENCE	0- 1	0- 1	2- 6				
1- 4	0- 1	0- 0	HOME	0- 1	0- 1	1- 1				
1- 5	0- 0	0- 0	AWAY	0- 0	0- 0	1- 5				
0- 0	0- 0	0- 0	NEUTRAL	0- 0	0- 0	0- 0				
5- 12	0- 0	0- 0	CONFERENCE	1- 3	1- 2	3- 7				
4- 5	0- 0	0- 0	HOME	1- 1	1- 1	2- 3				
1- 7	0- 0	0- 0	AWAY	0- 2	0- 1	1- 4				
0- 0	0- 0	0- 0	NEUTRAL	0- 0	0- 0	0- 0				

RPI S	Opponent	Score	RPI S	Opponent	Score	RPI S	Opponent	Score	RPI S	Opponent	Score	Team's RPI: 304
8	H Duke	65 99				74	A Gonzaga	61 83	109	H Long Beach St.	41 44	
						74	H Gonzaga	79 69	132	A St. Mary's (CA)	57 84	
						95	H UNLV	61 68	132	H St. Mary's (CA)	60 81	
						96	A BYU	49 88	141	H San Francisco	81 59	
						96	H BYU	47 73	151	A Santa Clara	40 61	
									151	H Santa Clara	48 69	
									160	A New Mexico St.	66 75	
									204	A Loyola Marymount	60 72	
									204	H Loyola Marymount	78 87	
									227	A San Diego	55 42	
									227	H San Diego	57 40	
									236	A UC Santa Barbara	57 66	
									238	A Pacific	79 80	
									238	H Pacific	59 58	
									253	A Cal Poly	52 62	
									262	A Portland	55 75	
									262	H Portland	61 71	
									268	H CSU Bakersfield	62 57	
									283	H Nevada	60 69	
									303	A Denver	67 75	
									328	A Utah Valley	65 72	
									345	A Cal St. Fullerton	69 58	
LAST 12 Division I GAMES:												
132	A St. Mary's (CA)	57 84	141	H San Francisco	81 59							
204	H Loyola Marymount	78 87	74	A Gonzaga	61 83							
151	H Santa Clara	48 69	262	A Portland	55 75							
227	H San Diego	57 40	132	H St. Mary's (CA)	60 81							
96	A BYU	49 88	96	H BYU	47 73							
238	A Pacific	79 80	151	A Santa Clara	40 61							

Non-Div I Games:

Pepperdine

Loss, Non-Conf, S Site, H Home A Away N Neutral

Average RPI Win:	214	WON-LOST	WINNING	LAST 10	STRENGTH OF	OPP. STRENGTH	TEAM	ADJ.	CONF.	ADJ CONF.
Average RPI Loss:	51	RECORD	PCT. RANK	GAMES	SCHEDULE	OF SCHEDULE	RPI	RPI	RPI	RPI
DIV. I ONLY	12- 15	205	2- 8	60	56	143	143	3	3	
DIV. I NON-CONF.	8- 4	97	0- 0	267	270	186	186	4	4	
TOTALS	RPI 1-25	RPI 26-50	W-L RECORDS	RPI 51-100	RPI 101-150	RPI 150+				
12- 15	0- 6	1- 2	OVERALL	1- 4	2- 3	8- 0				
10- 5	0- 2	1- 0	HOME	1- 1	2- 2	6- 0				
0- 10	0- 4	0- 2	AWAY	0- 3	0- 1	0- 0				
2- 0	0- 0	0- 0	NEUTRAL	0- 0	0- 0	2- 0				
8- 4	0- 0	0- 0	NON-CONFERENCE	0- 2	1- 2	7- 0				
6- 2	0- 0	0- 0	HOME	0- 1	1- 1	5- 0				
0- 2	0- 0	0- 0	AWAY	0- 1	0- 1	0- 0				
2- 0	0- 0	0- 0	NEUTRAL	0- 0	0- 0	2- 0				
4- 11	0- 6	1- 2	CONFERENCE	1- 2	1- 1	1- 0				
4- 3	0- 2	1- 0	HOME	1- 0	1- 1	1- 0				
0- 8	0- 4	0- 2	AWAY	0- 2	0- 0	0- 0				
0- 0	0- 0	0- 0	NEUTRAL	0- 0	0- 0	0- 0				

RPI S	Opponent	Score	RPI S	Opponent	Score	RPI S	Opponent	Score	RPI S	Opponent	Score	Team's RPI: 143
2	A Notre Dame	54 86	29	A Syracuse	65 93	52	A Georgia Tech	57 71	111	H North Carolina	68 48	
8	A Duke	48 62	37	A North Carolina St.	42 55	68	A Wake Forest	48 57	113	H Charlotte	63 70	
11	A Florida St.	48 79	48	H Virginia	62 54	77	A Penn St.	62 91	115	H Clemson	46 54	
13	A Louisville	52 73				82	H Purdue	61 67	119	H Cornell	56 44	
13	H Louisville	48 63				90	H Virginia Tech	72 64	135	A Duquesne	54 63	
16	H Miami (FL)	50 82							164	H Boston College	56 43	
									272	H Bryant	76 60	
									277	H Loyola Maryland	74 44	
									279	H Mt. St. Mary's	89 54	
									280	N McNeese	71 65	
									300	N UTEP	71 46	
									311	H Youngstown St.	63 50	
									315	H Loyola Chicago	59 35	
LAST 12 Division I GAMES:												
11	A Florida St.	48 79	29	A Syracuse	65 93							
52	A Georgia Tech	57 71	13	H Louisville	48 63							
90	H Virginia Tech	72 64	37	A North Carolina St.	42 55							
8	A Duke	48 62	48	H Virginia	62 54							
115	H Clemson	46 54	111	H North Carolina	68 48							
68	A Wake Forest	48 57	2	A Notre Dame	54 86							

Non-Div I Games: Slippery Rock 94 48

Pittsburgh

■ Loss,
 ■ Non-Conf,
 ■ S Site,
 ■ H Home
 ■ A Away
 N Neutral

Average RPI Win: 261	WON-LOST	WINNING	LAST 10	STRENGTH OF	OPP. STRENGTH	TEAM	ADJ.	CONF.	ADJ CONF.
Average RPI Loss: 124	RECORD	PCT. RANK	GAMES	SCHEDULE	OF SCHEDULE	RPI	RPI	RPI	RPI
DIV. I ONLY	5- 22	323	3- 7	83	136	262	262	15	15
DIV. I NON-CONF.	1- 9	323	0- 0	21	74	227	227	13	13
TOTALS	RPI 1-25	RPI 26-50	W-L RECORDS	RPI 51-100	RPI 101-150	RPI 150+			
5- 22	0- 2	0- 1	OVERALL	0- 8	0- 4	5- 7			
3- 8	0- 1	0- 0	HOME	0- 3	0- 2	3- 2			
2- 13	0- 1	0- 1	AWAY	0- 4	0- 2	2- 5			
0- 1	0- 0	0- 0	NEUTRAL	0- 1	0- 0	0- 0			
1- 9	0- 2	0- 1	NON-CONFERENCE	0- 4	0- 0	1- 2			
1- 2	0- 1	0- 0	HOME	0- 1	0- 0	1- 0			
0- 6	0- 1	0- 1	AWAY	0- 2	0- 0	0- 2			
0- 1	0- 0	0- 0	NEUTRAL	0- 1	0- 0	0- 0			
4- 13	0- 0	0- 0	CONFERENCE	0- 4	0- 4	4- 5			
2- 6	0- 0	0- 0	HOME	0- 2	0- 2	2- 2			
2- 7	0- 0	0- 0	AWAY	0- 2	0- 2	2- 3			
0- 0	0- 0	0- 0	NEUTRAL	0- 0	0- 0	0- 0			

RPI 1-25				RPI 26-50				RPI 51-100				RPI 101+ Team's RPI: 262			
RPI	S	Opponent	Score	RPI	S	Opponent	Score	RPI	S	Opponent	Score	RPI	S	Opponent	Score
6	A	Oregon St.	45 62	30	A	Oregon	41 81	64	N	Southern California	54 67	132	A	St. Mary's (CA)	76 92
7	H	Washington	53 83					73	A	Boise St.	60 74	132	H	St. Mary's (CA)	65 75
								74	A	Gonzaga	55 67	141	A	San Francisco	71 83
								74	H	Gonzaga	50 85	141	H	San Francisco	56 75
								81	H	Montana St.	66 70	151	A	Santa Clara	56 68
								96	A	BYU	60 73	151	H	Santa Clara	44 56
								96	H	BYU	38 77	204	A	Loyola Marymount	54 69
								98	A	UC Davis	52 66	204	H	Loyola Marymount	71 56
												220	A	Weber St.	37 76
												227	A	San Diego	40 57
												238	A	Pacific	78 71
												238	H	Pacific	74 84
												255	H	Portland St.	79 68
												283	A	Nevada	59 72
												304	A	Pepperdine	71 61
												304	H	Pepperdine	75 55
LAST 12 Division I GAMES:															
				96	A	BYU	60 73					151	A	Santa Clara	56 68
				141	A	San Francisco	71 83					227	A	San Diego	40 57
				238	A	Pacific	78 71					304	H	Pepperdine	75 55
				204	H	Loyola Marymount	71 56					74	H	Gonzaga	50 85
				132	H	St. Mary's (CA)	65 75					141	H	San Francisco	56 75
				96	H	BYU	38 77					204	A	Loyola Marymount	54 69

Non-Div I Games: Alas. Anchorage 66 57

Portland

■ Loss,
 ■ Non-Conf,
 ■ S Site,
 ■ H Home
 ■ A Away
 N Neutral

Overall Record				Through Games Of Feb. 15, 1917						
Average RPI Win:	279	WON-LOST	WINNING	LAST 10	STRENGTH OF	OPP. STRENGTH	TEAM	ADJ.	CONF.	ADJ CONF.
Average RPI Loss:	146	RECORD	PCT. RANK	GAMES	SCHEDULE	OF SCHEDULE	RPI	RPI	RPI	RPI
DIV. I ONLY	11- 15	214	3- 7	311	186	255	255	20	20	
DIV. I NON-CONF.	5- 6	186	0- 0	317	119	224	224	18	18	

TOTALS	RPI 1-25	RPI 26-50		W-L RECORDS		RPI 51-100	RPI 101-150	RPI 150+		
11- 15	0- 1	0- 1		OVERALL		1- 2	0- 6	10- 5		
6- 3	0- 0	0- 0		HOME		1- 0	0- 2	5- 1		
3- 10	0- 0	0- 0		AWAY		0- 0	0- 0	3- 1		
2- 2	0- 1	0- 1		NEUTRAL		0- 0	0- 0	2- 0		
5- 6	0- 1	0- 1		NON-CONFERENCE		0- 1	0- 1	5- 2		
2- 0	0- 0	0- 0		HOME		0- 0	0- 0	2- 0		
1- 4	0- 0	0- 0		AWAY		0- 1	0- 1	1- 2		
2- 2	0- 1	0- 1		NEUTRAL		0- 0	0- 0	2- 0		
6- 9	0- 0	0- 0		CONFERENCE		1- 1	0- 5	5- 3		
4- 3	0- 0	0- 0		HOME		1- 0	0- 2	3- 1		
2- 6	0- 0	0- 0		AWAY		0- 1	0- 3	2- 2		
0- 0	0- 0	0- 0		NEUTRAL		0- 0	0- 0	0- 0		

RPI 1-25				RPI 26-50				RPI 51-100				RPI 101+				Team's RPI: 255	
RPI	S	Opponent	Score	RPI	S	Opponent	Score	RPI	S	Opponent	Score	RPI	S	Opponent	Score		
15	N	Oklahoma	60 74	30	N	Oregon	46 90	73	A	Boise St.	76 94	116	A	Arizona	52 75		
								81	A	Montana St.	76 83	124	A	North Dakota	61 65		
								81	H	Montana St.	69 65	125	A	Northern Colo.	62 91		
												128	H	Eastern Wash.	62 68		
												129	H	Idaho	66 72		
												144	A	Idaho St.	47 53		
												170	A	CSUN	72 99		
												219	A	Seattle U	79 71		
												220	A	Weber St.	75 85		
												262	A	Portland	68 79		
												275	N	Kennesaw St.	71 61		
												287	A	Southern Utah	64 82		
												287	H	Southern Utah	81 74		
												289	A	Sacramento St.	88 86		
												289	H	Sacramento St.	68 77		
												295	N	Northern Ky.	77 54		
												296	H	Northern Ariz.	56 55		
												324	H	UC Irvine	79 73		
												330	A	Montana	64 44		
												330	H	Montana	68 45		
												345	H	Cal St. Fullerton	81 73		
LAST 12 Division I GAMES:																	
				287	A	Southern Utah	64 82	129	H	Idaho	66 72						
				330	H	Montana	68 45	289	H	Sacramento St.	68 77						
				81	H	Montana St.	69 65	81	A	Montana St.	76 83						
				220	A	Weber St.	75 85	330	A	Montana	64 44						
				144	A	Idaho St.	47 53	287	H	Southern Utah	81 74						
				128	H	Eastern Wash.	62 68	296	H	Northern Ariz.	56 55						

Non-Div I Games:	Pacific Union	93	61
------------------	---------------	----	----

Portland St.

■ Loss, ■ Non-Conf, S Site, H Home A Away N Neutral

Average RPI Win:	273	WON-LOST	WINNING	LAST 10	STRENGTH OF	OPP. STRENGTH	TEAM	ADJ.	CONF.	ADJ CONF.
Average RPI Loss:	189	RECORD	PCT. RANK	GAMES	SCHEDULE	OF SCHEDULE	RPI	RPI	RPI	RPI
DIV. I ONLY	10- 16	237	4- 6	277	331	282	282	30	30	
DIV. I NON-CONF.	5- 7	205	0- 0	105	245	168	168	30	30	
TOTALS	RPI 1-25	RPI 26-50	W-L RECORDS	RPI 51-100	RPI 101-150	RPI 150+				
10- 16	0- 2	0- 0	OVERALL	0- 2	0- 1	10- 11				
9- 2	0- 0	0- 0	HOME	0- 0	0- 0	9- 2				
0- 14	0- 0	0- 0	AWAY	0- 0	0- 0	0- 1				
1- 0	0- 0	0- 0	NEUTRAL	0- 0	0- 0	1- 0				
5- 7	0- 2	0- 0	NON-CONFERENCE	0- 2	0- 1	5- 2				
4- 0	0- 0	0- 0	HOME	0- 0	0- 0	4- 0				
0- 7	0- 2	0- 0	AWAY	0- 2	0- 1	0- 2				
1- 0	0- 0	0- 0	NEUTRAL	0- 0	0- 0	1- 0				
5- 9	0- 0	0- 0	CONFERENCE	0- 0	0- 0	5- 9				
5- 2	0- 0	0- 0	HOME	0- 0	0- 0	5- 2				
0- 7	0- 0	0- 0	AWAY	0- 0	0- 0	0- 7				
0- 0	0- 0	0- 0	NEUTRAL	0- 0	0- 0	0- 0				

RPI 1-25				RPI 26-50				RPI 51-100				RPI 101+ Team's RPI: 282			
RPI	S	Opponent	Score	RPI	S	Opponent	Score	RPI	S	Opponent	Score	RPI	S	Opponent	Score
19	A	DePaul	62 94					88	A	SMU	54 61	105	A	Texas Tech	43 85
25	A	Texas A&M	62 90					99	A	SFA	64 88	165	A	Rice	57 68
												168	H	Texas St.	64 60
												191	H	Bethune-Cookman	66 64
												213	A	Grambling	55 60
												213	H	Grambling	51 49
												216	A	Texas Southern	51 73
												216	H	Texas Southern	62 70
												217	H	Alabama St.	61 75
												228	A	Southern U.	72 86
												229	A	UTRGV	74 82
												252	A	Ark.-Pine Bluff	47 64
												252	H	Ark.-Pine Bluff	62 57
												256	N	Marshall	78 68
												305	A	Mississippi Val.	55 64
												305	H	Mississippi Val.	96 65
												307	A	Alcorn	55 62
												309	H	Nicholls St.	69 67
												340	H	Sam Houston St.	75 65
												346	A	Jackson St.	60 74
												346	H	Jackson St.	73 63
												349	H	Alabama A&M	71 47
LAST 12 Division I GAMES:															
252	H	Ark.-Pine Bluff	62 57	349	H	Alabama A&M	71 47								
305	H	Mississippi Val.	96 65	252	A	Ark.-Pine Bluff	47 64								
213	A	Grambling	55 60	305	A	Mississippi Val.	55 64								
346	A	Jackson St.	60 74	213	H	Grambling	51 49								
216	A	Texas Southern	51 73	346	H	Jackson St.	73 63								
217	H	Alabama St.	61 75	216	H	Texas Southern	62 70								

Non-Div I Games:

Presbyterian

Through Games Of Feb. 23, 2017

Average RPI Win:	274	WON-LOST	WINNING	LAST 10	STRENGTH OF	OPP. STRENGTH	TEAM	ADJ.	CONF.	ADJ CONF.
Average RPI Loss:	168	RECORD	PCT. RANK	GAMES	SCHEDULE	OF SCHEDULE	RPI	RPI	RPI	RPI
DIV. I ONLY	10- 16	237	5- 5	161	320	218	218	28	28	
DIV. I NON-CONF.	2- 9	293	0- 0	98	243	229	229	28	28	
TOTALS	RPI 1-25	RPI 26-50	W-L RECORDS	RPI 51-100	RPI 101-150	RPI 150+				
10- 16	0- 0	0- 1	OVERALL	0- 4	1- 2	9- 9				
5- 5	0- 0	0- 0	HOME	0- 2	1- 0	4- 3				
5- 10	0- 0	0- 1	AWAY	0- 2	0- 2	5- 5				
0- 1	0- 0	0- 0	NEUTRAL	0- 0	0- 0	0- 1				
2- 9	0- 0	0- 1	NON-CONFERENCE	0- 4	0- 1	2- 3				
0- 3	0- 0	0- 0	HOME	0- 2	0- 0	0- 1				
2- 5	0- 0	0- 1	AWAY	0- 2	0- 1	2- 1				
0- 1	0- 0	0- 0	NEUTRAL	0- 0	0- 0	0- 1				
8- 7	0- 0	0- 0	CONFERENCE	0- 0	1- 1	7- 6				
5- 2	0- 0	0- 0	HOME	0- 0	1- 0	4- 2				
3- 5	0- 0	0- 0	AWAY	0- 0	0- 1	3- 4				
0- 0	0- 0	0- 0	NEUTRAL	0- 0	0- 0	0- 0				

RPI S	Opponent	Score	RPI S	Opponent	Score	RPI S	Opponent	Score	RPI S	Opponent	Score	Team's RPI: 218
45	A Indiana	37 71	59	H Belmont	58 83	113	A Charlotte	63 71				
			74	A Gonzaga	39 79	134	A Radford	50 60				
			87	H Chattanooga	48 56	134	H Radford	58 54				
			90	A Virginia Tech	36 67	154	A East Carolina	46 54				
						195	A Campbell	42 50				
						195	H Campbell	39 49				
						203	A UNCG	69 62				
						216	N Texas Southern	62 74				
						234	A Liberty	60 68				
						234	H Liberty	56 55				
						251	A High Point	60 87				
						254	A UNC Asheville	52 47				
						254	H UNC Asheville	60 67				
						266	A Charleston So.	34 52				
						266	H Charleston So.	50 48				
						312	A Gardner-Webb	56 55				
						312	H Gardner-Webb	58 47				
						316	H USC Upstate	48 55				
						336	A Winthrop	78 39				
						342	H Longwood	65 55				
						343	A N.C. Central	72 63				
LAST 12 Division I GAMES:												
195	A Campbell	42 50	134	H Radford	58 54							
134	A Radford	50 60	251	A High Point	60 87							
312	H Gardner-Webb	58 47	254	H UNC Asheville	60 67							
234	H Liberty	56 55	336	A Winthrop	78 39							
254	A UNC Asheville	52 47	266	H Charleston So.	50 48							
266	A Charleston So.	34 52	195	H Campbell	39 49							

Non-Div I Games:

Presbyterian

Loss, Non-Conf, S Site, H Home A Away N Neutral

Average RPI Win:	197	WON-LOST	WINNING	LAST 10	STRENGTH OF	OPP. STRENGTH	TEAM	ADJ.	CONF.	ADJ CONF.
Average RPI Loss:	84	RECORD	PCT. RANK	GAMES	SCHEDULE	OF SCHEDULE	RPI	RPI	RPI	RPI
DIV. I ONLY	13- 9	126	8- 2	114	97	110	110	8	8	
DIV. I NON-CONF.	6- 7	182	2- 1	223	57	191	191	9	9	
TOTALS	RPI 1-25	RPI 26-50	W-L RECORDS	RPI 51-100	RPI 101-150	RPI 150+				
13- 9	0- 1	1- 2	OVERALL	0- 2	3- 3	9- 1				
7- 4	0- 0	1- 1	HOME	0- 1	1- 1	5- 1				
6- 5	0- 1	0- 1	AWAY	0- 1	2- 2	4- 0				
0- 0	0- 0	0- 0	NEUTRAL	0- 0	0- 0	0- 0				
6- 7	0- 1	0- 2	NON-CONFERENCE	0- 1	0- 3	6- 0				
4- 2	0- 0	0- 1	HOME	0- 0	0- 1	4- 0				
2- 5	0- 1	0- 1	AWAY	0- 1	0- 2	2- 0				
0- 0	0- 0	0- 0	NEUTRAL	0- 0	0- 0	0- 0				
7- 2	0- 0	1- 0	CONFERENCE	0- 1	3- 0	3- 1				
3- 2	0- 0	1- 0	HOME	0- 1	1- 0	1- 1				
4- 0	0- 0	0- 0	AWAY	0- 0	2- 0	2- 0				
0- 0	0- 0	0- 0	NEUTRAL	0- 0	0- 0	0- 0				

RPI 1-25				RPI 26-50				RPI 51-100				RPI 101+				Team's RPI: 110
RPI	S	Opponent	Score	RPI	S	Opponent	Score	RPI	S	Opponent	Score	RPI	S	Opponent	Score	
17	A	Kansas St.	42 60	27	H	Harvard	63 58	52	A	Georgia Tech	51 67	108	A	Fordham	55 57	
				44	H	Dayton	56 62	85	H	Penn	57 62	112	H	Rider	62 70	
				46	A	George Washington	45 56					119	A	Cornell	58 54	
												131	A	Delaware	62 66	
												137	A	Yale	69 47	
												137	H	Yale	74 62	
												159	A	Brown	81 75	
												159	H	Brown	88 98	
												173	A	Columbia	62 52	
												208	A	UMBC	69 58	
												209	H	Seton Hall	94 67	
												214	H	Rutgers	64 34	
												235	H	Dartmouth	85 55	
												290	A	Lipscomb	71 43	
												318	H	Lafayette	65 27	
												338	H	Wagner	107 44	
LAST 12 Division I GAMES:																
				159	A	Brown	81 75					137	H	Yale	74 62	
				137	A	Yale	69 47					159	H	Brown	88 98	
				173	A	Columbia	62 52					85	H	Penn	57 62	
				119	A	Cornell	58 54					290	A	Lipscomb	71 43	
				27	H	Harvard	63 58					52	A	Georgia Tech	51 67	
				235	H	Dartmouth	85 55					338	H	Wagner	107 44	

Non-Div I Games:

Princeton

■ Loss,
■ Non-Conf, S Site,
■ Home
■ Away
N Neutral

Providence

Through Games Of Feb. 23, 2017

Average RPI Win:	216	WON-LOST	WINNING	LAST 10	STRENGTH OF	OPP. STRENGTH	TEAM	ADJ.	CONF.	ADJ CONF.
Average RPI Loss:	87	RECORD	PCT. RANK	GAMES	SCHEDULE	OF SCHEDULE	RPI	RPI	RPI	RPI
DIV. I ONLY	11- 16	229	2- 8	108	82	175	175	7	7	
DIV. I NON-CONF.	8- 3	67	0- 0	303	263	110	110	7	7	
TOTALS	RPI 1-25	RPI 26-50	W-L RECORDS	RPI 51-100	RPI 101-150	RPI 150+				
11- 16	0- 4	1- 1	OVERALL	0- 6	0- 0	10- 5				
6- 6	0- 2	1- 0	HOME	0- 3	0- 0	5- 1				
3- 10	0- 2	0- 1	AWAY	0- 3	0- 0	3- 4				
2- 0	0- 0	0- 0	NEUTRAL	0- 0	0- 0	2- 0				
8- 3	0- 0	0- 0	NON-CONFERENCE	0- 0	0- 0	8- 3				
3- 0	0- 0	0- 0	HOME	0- 0	0- 0	3- 0				
3- 3	0- 0	0- 0	AWAY	0- 0	0- 0	3- 3				
2- 0	0- 0	0- 0	NEUTRAL	0- 0	0- 0	2- 0				
3- 13	0- 4	1- 1	CONFERENCE	0- 6	0- 0	2- 2				
3- 6	0- 2	1- 0	HOME	0- 3	0- 0	2- 1				
0- 7	0- 2	0- 1	AWAY	0- 3	0- 0	0- 1				
0- 0	0- 0	0- 0	NEUTRAL	0- 0	0- 0	0- 0				

RPI 1-25				RPI 26-50				RPI 51-100				RPI 101+ Team's RPI: 175			
RPI	S	Opponent	Score	RPI	S	Opponent	Score	RPI	S	Opponent	Score	RPI	S	Opponent	Score
18	A	Creighton	57 88	41	A	Marquette	74 79	58	A	Villanova	43 61	159	A	Brown	70 77
18	H	Creighton	51 58	41	H	Marquette	66 64	58	H	Villanova	59 64	164	A	Boston College	53 57
19	A	DePaul	56 61					61	A	Georgetown	70 72	173	A	Columbia	64 66
19	H	DePaul	55 64					61	H	Georgetown	39 71	180	A	Hartford	77 65
								70	A	St. John's (NY)	50 60	187	H	Xavier	51 54
								70	H	St. John's (NY)	47 71	207	H	Binghamton	71 58
												209	A	Seton Hall	43 55
												209	H	Seton Hall	74 57
												222	A	UNCW	65 49
												225	A	Monmouth	62 58
												230	N	Miami (OH)	75 59
												248	H	Colgate	92 85
												250	H	Butler	68 51
												272	N	Bryant	62 51
												292	H	North Dakota St.	86 63
LAST 12 Division I GAMES:															
209	H	Seton Hall	74 57	41	H	Marquette	66 64								
70	H	St. John's (NY)	47 71	70	A	St. John's (NY)	50 60								
18	A	Creighton	57 88	209	A	Seton Hall	43 55								
58	A	Villanova	43 61	18	H	Creighton	51 58								
61	A	Georgetown	70 72	61	H	Georgetown	39 71								
19	H	DePaul	55 64	58	H	Villanova	59 64								

Non-Div I Games:

Providence

■ Loss,
■ Non-Conf,
■ S Site,
■ H Home
■ A Away
N Neutral

Average RPI Win:	164	WON-LOST	WINNING	LAST 10	STRENGTH OF	OPP. STRENGTH	TEAM	ADJ.	CONF.	ADJ CONF.
Average RPI Loss:	66	RECORD	PCT. RANK	GAMES	SCHEDULE	OF SCHEDULE	RPI	RPI	RPI	RPI
DIV. I ONLY	18- 11	107	6- 4	77	71	82	82	6	6	
DIV. I NON-CONF.	9- 5	112	0- 0	172	99	130	130	6	6	
TOTALS	RPI 1-25	RPI 26-50	W-L RECORDS	RPI 51-100	RPI 101-150	RPI 150+				
18- 11	0- 3	3- 2	OVERALL	3- 4	2- 1	10- 1				
9- 5	0- 2	2- 1	HOME	2- 1	0- 0	5- 1				
7- 4	0- 0	1- 1	AWAY	1- 2	2- 1	3- 0				
2- 2	0- 1	0- 0	NEUTRAL	0- 1	0- 0	2- 0				
9- 5	0- 1	1- 0	NON-CONFERENCE	0- 2	2- 1	6- 1				
5- 2	0- 0	1- 0	HOME	0- 1	0- 0	4- 1				
2- 1	0- 0	0- 0	AWAY	0- 0	2- 1	0- 0				
2- 2	0- 1	0- 0	NEUTRAL	0- 1	0- 0	2- 0				
9- 6	0- 2	2- 2	CONFERENCE	3- 2	0- 0	4- 0				
4- 3	0- 2	1- 1	HOME	2- 0	0- 0	1- 0				
5- 3	0- 0	1- 1	AWAY	1- 2	0- 0	3- 0				
0- 0	0- 0	0- 0	NEUTRAL	0- 0	0- 0	0- 0				

RPI 1-25				RPI 26-50				RPI 51-100 Team's RPI: 82				RPI 101+			
RPI	S	Opponent	Score	RPI	S	Opponent	Score	RPI	S	Opponent	Score	RPI	S	Opponent	Score
9	N	Stanford	69 78	36	H	Central Mich.	62 51	53	H	Iowa	72 52	121	A	Ball St.	58 42
21	H	Maryland	70 85	39	A	Michigan St.	76 66	55	H	IUPUI	62 67	142	A	Maine	47 67
24	H	Ohio St.	56 61	39	H	Michigan St.	66 54	58	N	Villanova	44 58	143	A	Pittsburgh	67 61
				40	H	Michigan	62 72	71	A	Northwestern	60 76	156	N	Northeastern	79 54
				45	A	Indiana	60 74	77	A	Penn St.	73 79	185	H	Southern Ill.	61 64
								77	H	Penn St.	64 51	190	H	Nebraska	88 45
								78	A	Minnesota	67 54	198	N	Wichita St.	86 49
												200	A	Illinois	72 64
												211	A	Wisconsin	79 57
												214	A	Rutgers	55 42
												248	H	Colgate	71 51
												285	H	Eastern Mich.	77 50
												316	H	USC Upstate	71 41
												343	H	N.C. Central	61 27
LAST 12 Division I GAMES:															
				78	A	Minnesota	67 54	21	H	Maryland	70 85				
				53	H	Iowa	72 52	190	H	Nebraska	88 45				
				214	A	Rutgers	55 42	39	A	Michigan St.	76 66				
				77	A	Penn St.	73 79	45	A	Indiana	60 74				
				40	H	Michigan	62 72	24	H	Ohio St.	56 61				
				200	A	Illinois	72 64	211	A	Wisconsin	79 57				

Non-Div I Games:

Purdue

■ Loss,
 ■ Non-Conf, S Site,
 ■ Home
 ■ Away
 N Neutral

Quinnipiac

Through Games Of Feb. 23, 2017

Average RPI Win:	197	WON-LOST	WINNING	LAST 10	STRENGTH OF	OPP. STRENGTH	TEAM	ADJ.	CONF.	ADJ CONF.
Average RPI Loss:	103	RECORD	PCT. RANK	GAMES	SCHEDULE	OF SCHEDULE	RPI	RPI	RPI	RPI
DIV. I ONLY	23- 6	23	8- 2	107	187	42	42	18	18	
DIV. I NON-CONF.	7- 3	83	0- 0	8	97	13	13	17	17	
TOTALS	RPI 1-25	RPI 26-50	W-L RECORDS	RPI 51-100	RPI 101-150	RPI 150+				
23- 6	0- 2	1- 1	OVERALL	1- 0	4- 1	17- 2				
11- 1	0- 0	0- 1	HOME	1- 0	2- 0	8- 0				
10- 4	0- 0	1- 0	AWAY	0- 0	1- 0	8- 1				
2- 1	0- 1	0- 0	NEUTRAL	0- 0	1- 0	1- 0				
7- 3	0- 2	1- 1	NON-CONFERENCE	1- 0	1- 0	4- 0				
2- 1	0- 0	0- 1	HOME	1- 0	0- 0	1- 0				
3- 1	0- 1	1- 0	AWAY	0- 0	0- 0	2- 0				
2- 1	0- 1	0- 0	NEUTRAL	0- 0	1- 0	1- 0				
16- 3	0- 0	0- 0	CONFERENCE	0- 0	3- 1	13- 2				
9- 0	0- 0	0- 0	HOME	0- 0	2- 0	7- 0				
7- 3	0- 0	0- 0	AWAY	0- 0	1- 1	6- 2				
0- 0	0- 0	0- 0	NEUTRAL	0- 0	0- 0	0- 0				

RPI 1-25				RPI 26-50				Team's RPI: 42		RPI 51-100				RPI 101+			
RPI	S	Opponent	Score	RPI	S	Opponent	Score		RPI	S	Opponent	Score	RPI	S	Opponent	Score	
6	N	Oregon St.	60 75	39	H	Michigan St.	54 71		97	H	FGCU	66 56	109	N	Long Beach St.	63 60	
20	A	Temple	68 71	44	A	Dayton	63 60						112	A	Rider	91 79	
													112	H	Rider	79 53	
													149	A	Iona	44 58	
													149	H	Iona	53 45	
													156	H	Northeastern	76 59	
													160	N	New Mexico St.	49 46	
													178	A	Siena	76 60	
													178	H	Siena	73 47	
													180	A	Hartford	82 59	
													181	A	Fairfield	52 65	
													181	H	Fairfield	60 55	
													223	A	Marist	70 36	
													223	H	Marist	79 57	
													225	A	Monmouth	58 61	
													225	H	Monmouth	74 54	
													237	A	Niagara	71 64	
													237	H	Niagara	61 45	
													259	A	Manhattan	69 49	
													259	H	Manhattan	81 38	
													264	A	Canisius	64 53	
													297	A	Holy Cross	78 55	
													325	A	Saint Peter's	84 51	
													325	H	Saint Peter's	82 47	
LAST 12 Division I GAMES:																	
223	A	Marist	70 36	181	A	Fairfield	52 65										
259	A	Manhattan	69 49	149	A	Iona	44 58										
149	H	Iona	53 45	237	H	Niagara	61 45										
178	A	Siena	76 60	112	H	Rider	79 53										
223	H	Marist	79 57	225	A	Monmouth	58 61										
225	H	Monmouth	74 54	181	H	Fairfield	60 55										

Non-Div I Games:

Quinnipiac

Loss, Non-Conf, S Site, H Home A Away N Neutral

Average RPI Win: 262	WON-LOST	WINNING	LAST 10	STRENGTH OF	OPP. STRENGTH	TEAM	ADJ.	CONF.	ADJ CONF.
Average RPI Loss: 168	RECORD	PCT. RANK	GAMES	SCHEDULE	OF SCHEDULE	RPI	RPI	RPI	RPI
DIV. I ONLY	18- 6	46	7- 3	339	234	134	134	28	28
DIV. I NON-CONF.	6- 3	97	0- 0	280	31	88	88	28	28
TOTALS	RPI 1-25	RPI 26-50	W-L RECORDS	RPI 51-100	RPI 101-150	RPI 150+			
18- 6	0- 1	0- 0	OVERALL	1- 1	0- 0	17- 4			
9- 0	0- 0	0- 0	HOME	0- 0	0- 0	9- 0			
9- 6	0- 0	0- 0	AWAY	1- 1	0- 0	8- 0			
0- 0	0- 0	0- 0	NEUTRAL	0- 0	0- 0	0- 0			
6- 3	0- 1	0- 0	NON-CONFERENCE	1- 1	0- 0	5- 1			
2- 0	0- 0	0- 0	HOME	0- 0	0- 0	2- 0			
4- 3	0- 1	0- 0	AWAY	1- 1	0- 0	3- 1			
0- 0	0- 0	0- 0	NEUTRAL	0- 0	0- 0	0- 0			
12- 3	0- 0	0- 0	CONFERENCE	0- 0	0- 0	12- 3			
7- 0	0- 0	0- 0	HOME	0- 0	0- 0	7- 0			
5- 3	0- 0	0- 0	AWAY	0- 0	0- 0	5- 3			
0- 0	0- 0	0- 0	NEUTRAL	0- 0	0- 0	0- 0			

RPI 1-25				RPI 26-50				RPI 51-100				RPI 101+ Team's RPI: 134			
RPI	S	Opponent	Score	RPI	S	Opponent	Score	RPI	S	Opponent	Score	RPI	S	Opponent	Score
14	A	Kentucky	36 59					68	A	Wake Forest	68 60	186	A	George Mason	56 70
								90	A	Virginia Tech	52 71	195	A	Campbell	61 42
												203	A	UNCG	70 54
												212	A	Appalachian St.	57 54
												218	A	Presbyterian	54 58
												218	H	Presbyterian	60 50
												234	A	Liberty	48 49
												234	H	Liberty	76 68
												251	H	High Point	59 56
												254	A	UNC Asheville	64 62
												266	A	Charleston So.	45 57
												266	H	Charleston So.	67 59
												267	H	Tennessee Tech	79 46
												278	A	Davidson	44 40
												288	H	Western Caro.	67 39
												312	A	Gardner-Webb	51 42
												312	H	Gardner-Webb	67 57
												336	A	Winthrop	60 50
												336	H	Winthrop	74 49
												342	A	Longwood	74 34
												342	H	Longwood	73 55
LAST 12 Division I GAMES:															
312	A	Gardner-Webb	51 42	218	A	Presbyterian	54 58								
218	H	Presbyterian	60 50	254	A	UNC Asheville	64 62								
342	A	Longwood	74 34	234	H	Liberty	76 68								
266	H	Charleston So.	67 59	266	A	Charleston So.	45 57								
234	A	Liberty	48 49	251	H	High Point	59 56								
336	H	Winthrop	74 49	342	H	Longwood	73 55								

Non-Div I Games: Concord 78 51 Davis & Elkins 67 57

Radford

Loss, Non-Conf, S Site, H Home A Away N Neutral

Rhode Island

Through Games Of Feb. 23, 2017

Average RPI Win:	237	WON-LOST	WINNING	LAST 10	STRENGTH OF	OPP. STRENGTH	TEAM	ADJ.	CONF.	ADJ CONF.
Average RPI Loss:	155	RECORD	PCT. RANK	GAMES	SCHEDULE	OF SCHEDULE	RPI	RPI	RPI	RPI
DIV. I ONLY	6- 22	314	2- 8	205	141	301	301	12	12	
DIV. I NON-CONF.	4- 8	230	0- 0	216	165	246	246	11	11	
TOTALS	RPI 1-25	RPI 26-50	W-L RECORDS	RPI 51-100	RPI 101-150	RPI 150+				
6- 22	0- 0	0- 4	OVERALL	0- 3	1- 3	5- 12				
4- 9	0- 0	0- 2	HOME	0- 2	1- 2	3- 3				
2- 12	0- 0	0- 2	AWAY	0- 1	0- 1	2- 8				
0- 1	0- 0	0- 0	NEUTRAL	0- 0	0- 0	0- 1				
4- 8	0- 0	0- 2	NON-CONFERENCE	0- 2	0- 0	4- 4				
2- 3	0- 0	0- 1	HOME	0- 1	0- 0	2- 1				
2- 4	0- 0	0- 1	AWAY	0- 1	0- 0	2- 2				
0- 1	0- 0	0- 0	NEUTRAL	0- 0	0- 0	0- 1				
2- 14	0- 0	0- 2	CONFERENCE	0- 1	1- 3	1- 8				
2- 6	0- 0	0- 1	HOME	0- 1	1- 2	1- 2				
0- 8	0- 0	0- 1	AWAY	0- 0	0- 1	0- 6				
0- 0	0- 0	0- 0	NEUTRAL	0- 0	0- 0	0- 0				

RPI	S	Opponent	Score	RPI	S	Opponent	Score	RPI	S	Opponent	Score	RPI	S	Opponent	Score	Team's RPI: 301
29	A	Syracuse	49 95	85	H	Penn	43 75	102	H	Saint Louis	50 68	108	H	Fordham	69 74	
39	H	Michigan St.	48 85	89	A	Toledo	50 65	108	H	Duquesne	71 69	135	A	VCU	57 68	
44	A	Dayton	51 81	100	H	Saint Joseph's	49 75	138	A	Brown	65 76	159	A	Kansas	36 72	
46	H	George Washington	44 72					166	A	La Salle	51 70	169	A	La Salle	49 58	
LAST 12 Division I GAMES:																
310	H	Massachusetts	53 50	169	H	La Salle	49 58	181	A	Fairfield	72 65	186	A	George Mason	51 60	
135	H	Duquesne	71 69	44	A	Dayton	51 81	223	H	Marist	82 61	224	A	Richmond	51 67	
186	A	George Mason	51 60	100	H	Saint Joseph's	49 75	224	H	Richmond	53 58	231	H	Samford	78 63	
278	A	Davidson	64 74	102	H	Saint Louis	50 68	232	A	St. Bonaventure	69 78	235	H	Dartmouth	52 62	
46	H	George Washington	44 72	138	A	VCU	57 68	272	N	Bryant	56 62	278	A	Davidson	64 74	
224	A	Richmond	51 67	224	H	Richmond	53 58	310	A	Massachusetts	67 68	310	H	Massachusetts	53 50	
								341	A	UMass Lowell	64 57					

Non-Div I Games:

Rhode Island

■ Loss,
 ■ Non-Conf,
 ■ S Site,
 ■ H Home
 ■ A Away
 N Neutral

Average RPI Win:	259	WON-LOST	WINNING	LAST 10	STRENGTH OF	OPP. STRENGTH	TEAM	ADJ.	CONF.	ADJ CONF.
Average RPI Loss:	117	RECORD	PCT. RANK	GAMES	SCHEDULE	OF SCHEDULE	RPI	RPI	RPI	RPI
DIV. I ONLY	15- 10	117	6- 4	276	194	165	165	14	14	
DIV. I NON-CONF.	8- 2	49	0- 0	332	328	133	133	16	16	
TOTALS	RPI 1-25	RPI 26-50	W-L RECORDS	RPI 51-100	RPI 101-150	RPI 150+				
15- 10	0- 0	0- 1	OVERALL	0- 2	2- 4	13- 3				
7- 4	0- 0	0- 0	HOME	0- 0	1- 2	6- 2				
8- 6	0- 0	0- 1	AWAY	0- 2	1- 2	7- 1				
0- 0	0- 0	0- 0	NEUTRAL	0- 0	0- 0	0- 0				
8- 2	0- 0	0- 1	NON-CONFERENCE	0- 1	0- 0	8- 0				
4- 0	0- 0	0- 0	HOME	0- 0	0- 0	4- 0				
4- 2	0- 0	0- 1	AWAY	0- 1	0- 0	4- 0				
0- 0	0- 0	0- 0	NEUTRAL	0- 0	0- 0	0- 0				
7- 8	0- 0	0- 0	CONFERENCE	0- 1	2- 4	5- 3				
3- 4	0- 0	0- 0	HOME	0- 0	1- 2	2- 2				
4- 4	0- 0	0- 0	AWAY	0- 1	1- 2	3- 1				
0- 0	0- 0	0- 0	NEUTRAL	0- 0	0- 0	0- 0				

RPI 1-25				RPI 26-50				RPI 51-100				RPI 101+				Team's RPI: 165	
RPI	S	Opponent	Score	RPI	S	Opponent	Score	RPI	S	Opponent	Score	RPI	S	Opponent	Score		
				33	A	LSU	55 66	67	A	Oklahoma St.	51 65	113	A	Charlotte	55 52		
								76	A	Middle Tenn.	61 71	113	H	Charlotte	51 69		
												117	A	Old Dominion	66 81		
												117	H	Old Dominion	47 59		
												123	A	Southern Miss.	60 79		
												123	H	Southern Miss.	76 68		
												157	H	Louisiana Tech	67 70		
												182	A	UAB	61 62		
												187	A	North Texas	51 49		
												187	H	North Texas	69 77		
												189	A	UTSA	66 61		
												215	H	Grand Canyon	64 50		
												216	A	Texas Southern	52 49		
												282	H	Prairie View	68 57		
												291	H	FIU	74 55		
												293	H	A&M-Corpus Christi	70 36		
												300	A	UTEP	80 76		
												329	A	Incarnate Word	60 43		
												331	A	La.-Monroe	93 50		
												335	H	Fla. Atlantic	89 55		
												339	A	Houston Baptist	79 53		
												340	H	Sam Houston St.	77 51		
LAST 12 Division I GAMES:																	
				123	A	Southern Miss.	60 79					113	A	Charlotte	55 52		
				300	A	UTEP	80 76					117	A	Old Dominion	66 81		
				189	A	UTSA	66 61					123	H	Southern Miss.	76 68		
				335	H	Fla. Atlantic	89 55					157	H	Louisiana Tech	67 70		
				291	H	FIU	74 55					187	A	North Texas	51 49		
				187	H	North Texas	69 77					182	A	UAB	61 62		

Non-Div I Games: Huston-Tillotson 96 62

Rice

■ Loss,
 ■ Non-Conf, S Site,
 ■ Home
 ■ Away
 N Neutral

Average RPI Win:	261	WON-LOST	WINNING	LAST 10	STRENGTH OF	OPP. STRENGTH	TEAM	ADJ.	CONF.	ADJ CONF.
Average RPI Loss:	128	RECORD	PCT. RANK	GAMES	SCHEDULE	OF SCHEDULE	RPI	RPI	RPI	RPI
DIV. I ONLY	13- 16	202	4- 6	250	164	224	224	12	12	
DIV. I NON-CONF.	6- 7	182	0- 0	278	283	248	248	11	11	
TOTALS	RPI 1-25	RPI 26-50	W-L RECORDS	RPI 51-100	RPI 101-150	RPI 150+				
13- 16	0- 0	0- 3	OVERALL	1- 1	0- 6	12- 6				
6- 8	0- 0	0- 2	HOME	1- 1	0- 1	5- 4				
5- 7	0- 0	0- 1	AWAY	0- 0	0- 5	5- 1				
2- 1	0- 0	0- 0	NEUTRAL	0- 0	0- 0	2- 1				
6- 7	0- 0	0- 1	NON-CONFERENCE	0- 1	0- 1	6- 4				
2- 4	0- 0	0- 1	HOME	0- 1	0- 0	2- 2				
2- 2	0- 0	0- 0	AWAY	0- 0	0- 1	2- 1				
2- 1	0- 0	0- 0	NEUTRAL	0- 0	0- 0	2- 1				
7- 9	0- 0	0- 2	CONFERENCE	1- 0	0- 5	6- 2				
4- 4	0- 0	0- 1	HOME	1- 0	0- 1	3- 2				
3- 5	0- 0	0- 1	AWAY	0- 0	0- 4	3- 0				
0- 0	0- 0	0- 0	NEUTRAL	0- 0	0- 0	0- 0				

RPI S	Opponent	Score	RPI S	Opponent	Score	RPI S	Opponent	Score	RPI S	Opponent	Score	Team's RPI: 224
44	A Dayton	39 55	44	A Dayton	39 55	85	H Penn	44 47	102	A Saint Louis	66 73	
46	H George Washington	44 63	46	H George Washington	44 63	100	H Saint Joseph's	70 52	108	A Fordham	41 67	
48	H Virginia	56 63	48	H Virginia	56 63				135	A Duquesne	61 73	
									138	A VCU	55 62	
									138	H VCU	55 57	
									147	A William & Mary	39 67	
									154	H East Carolina	60 71	
									169	H La Salle	58 63	
									173	H Columbia	58 65	
									176	N Cleveland St.	65 69	
									186	A George Mason	70 58	
									186	H George Mason	50 54	
									192	A Hampton	45 72	
									212	H Appalachian St.	55 46	
									232	H St. Bonaventure	61 54	
									233	A Furman	54 48	
									234	N Liberty	63 54	
									278	A Davidson	61 52	
									301	A Rhode Island	58 53	
									301	H Rhode Island	67 51	
									310	H Massachusetts	56 45	
									333	H Morgan St.	54 37	
									334	N Florida A&M	64 51	
									335	A Fla. Atlantic	77 67	
LAST 12 Division I GAMES:												
46	H George Washington	44 63	138	H VCU	55 57							
102	A Saint Louis	66 73	278	A Davidson	61 52							
310	H Massachusetts	56 45	135	A Duquesne	61 73							
186	A George Mason	70 58	186	H George Mason	50 54							
44	A Dayton	39 55	169	H La Salle	58 63							
301	H Rhode Island	67 51	301	A Rhode Island	58 53							

Non-Div I Games:

Richmond

■ Loss,
 ■ Non-Conf,
 ■ S Site,
 ■ H Home
 ■ A Away
 N Neutral

Average RPI Win: 234	WON-LOST	WINNING	LAST 10	STRENGTH OF	OPP. STRENGTH	TEAM	ADJ.	CONF.	ADJ CONF.
Average RPI Loss: 135	RECORD	PCT. RANK	GAMES	SCHEDULE	OF SCHEDULE	RPI	RPI	RPI	RPI
DIV. I ONLY	21- 6	27	9- 1	295	198	112	112	18	18
DIV. I NON-CONF.	6- 3	97	0- 0	321	229	161	161	17	17
TOTALS	RPI 1-25	RPI 26-50	W-L RECORDS	RPI 51-100	RPI 101-150	RPI 150+			
21- 6	0- 0	0- 2	OVERALL	0- 0	3- 1	18- 3			
10- 2	0- 0	0- 1	HOME	0- 0	1- 0	9- 1			
11- 3	0- 0	0- 1	AWAY	0- 0	2- 1	9- 1			
0- 1	0- 0	0- 0	NEUTRAL	0- 0	0- 0	0- 1			
6- 3	0- 0	0- 0	NON-CONFERENCE	0- 0	1- 1	5- 2			
3- 0	0- 0	0- 0	HOME	0- 0	0- 0	3- 0			
3- 2	0- 0	0- 0	AWAY	0- 0	1- 1	2- 1			
0- 1	0- 0	0- 0	NEUTRAL	0- 0	0- 0	0- 1			
15- 3	0- 0	0- 2	CONFERENCE	0- 0	2- 0	13- 1			
7- 2	0- 0	0- 1	HOME	0- 0	1- 0	6- 1			
8- 1	0- 0	0- 1	AWAY	0- 0	1- 0	7- 0			
0- 0	0- 0	0- 0	NEUTRAL	0- 0	0- 0	0- 0			

RPI S	Opponent	Score	RPI S	Opponent	Score	RPI S	Opponent	Score	RPI S	Opponent	Score	Team's RPI: 112
42	A Quinnipiac	53 79	42	H Quinnipiac	79 91				106	A UCF	30 49	
									110	A Princeton	70 62	
									149	A Iona	52 36	
									149	H Iona	85 65	
									169	H La Salle	74 61	
									178	A Siena	62 61	
									178	H Siena	72 70	
									181	H Fairfield	67 68	
									206	A Towson	79 75	
									209	A Seton Hall	81 89	
									223	A Marist	69 56	
									223	H Marist	65 46	
									225	A Monmouth	71 69	
									225	H Monmouth	75 63	
									232	N St. Bonaventure	47 60	
									237	A Niagara	78 58	
									259	A Manhattan	53 36	
									259	H Manhattan	73 64	
									264	A Canisius	71 70	
									264	H Canisius	61 50	
									306	A Lehigh	75 68	
									318	H Lafayette	76 58	
									325	A Saint Peter's	56 43	
									325	H Saint Peter's	47 46	
									326	H St. Francis Brooklyn	77 60	
LAST 12 Division I GAMES:												
225	H Monmouth	75 63	325	H Saint Peter's	47 46							
223	H Marist	65 46	259	H Manhattan	73 64							
264	H Canisius	61 50	42	A Quinnipiac	53 79							
149	A Iona	52 36	325	A Saint Peter's	56 43							
178	H Siena	72 70	181	H Fairfield	67 68							
225	A Monmouth	71 69	223	A Marist	69 56							

Non-Div I Games:

Rider

■ Loss,
 ■ Non-Conf,
 S Site,
 ■ Home
 ■ Away
 N Neutral

Average RPI Win:	295	WON-LOST	WINNING	LAST 10	STRENGTH OF	OPP. STRENGTH	TEAM	ADJ.	CONF.	ADJ CONF.
Average RPI Loss:	194	RECORD	PCT. RANK	GAMES	SCHEDULE	OF SCHEDULE	RPI	RPI	RPI	RPI
DIV. I ONLY	16- 10	108	9- 1	338	326	210	210	31	31	
DIV. I NON-CONF.	4- 6	209	0- 0	275	185	212	212	32	32	
TOTALS	RPI 1-25	RPI 26-50	W-L RECORDS	RPI 51-100	RPI 101-150	RPI 150+				
16- 10	0- 0	0- 0	OVERALL	0- 2	1- 2	15- 6				
6- 3	0- 0	0- 0	HOME	0- 0	0- 0	6- 3				
10- 6	0- 0	0- 0	AWAY	0- 2	1- 1	9- 3				
0- 1	0- 0	0- 0	NEUTRAL	0- 0	0- 1	0- 0				
4- 6	0- 0	0- 0	NON-CONFERENCE	0- 2	1- 2	3- 2				
1- 1	0- 0	0- 0	HOME	0- 0	0- 0	1- 1				
3- 4	0- 0	0- 0	AWAY	0- 2	1- 1	2- 1				
0- 1	0- 0	0- 0	NEUTRAL	0- 0	0- 1	0- 0				
12- 4	0- 0	0- 0	CONFERENCE	0- 0	0- 0	12- 4				
5- 2	0- 0	0- 0	HOME	0- 0	0- 0	5- 2				
7- 2	0- 0	0- 0	AWAY	0- 0	0- 0	7- 2				
0- 0	0- 0	0- 0	NEUTRAL	0- 0	0- 0	0- 0				

RPI 1-25			RPI 26-50			RPI 51-100			RPI 101+			Team's RPI: 210
RPI	S	Opponent	Score	RPI	S	Opponent	Score	RPI	S	Opponent	Score	
						53 A Iowa	60 81	103 A Kent St.			68 65	
						91 A Vanderbilt	59 75	118 N Stetson			60 68	
								131 A Delaware			65 67	
								194 A Sacred Heart			59 69	
								225 H Monmouth			56 69	
								242 A Saint Francis (PA)			70 68	
								242 H Saint Francis (PA)			55 70	
								244 H Howard			59 42	
								272 A Bryant			59 62	
								272 H Bryant			62 46	
								279 A Mt. St. Mary's			50 44	
								279 H Mt. St. Mary's			70 58	
								291 A FIU			57 59	
								318 A Lafayette			62 51	
								319 A Central Conn. St.			62 39	
								319 H Central Conn. St.			55 46	
								326 A St. Francis Brooklyn			61 54	
								326 H St. Francis Brooklyn			49 56	
								332 A LIU Brooklyn			64 54	
								332 H LIU Brooklyn			83 42	
								333 A Morgan St.			58 44	
								338 A Wagner			82 63	
								338 H Wagner			74 41	
								344 A Fairleigh Dickinson			66 64	
LAST 12 Division I GAMES:												
						272 A Bryant	59 62	242 A Saint Francis (PA)			70 68	
						319 A Central Conn. St.	62 39	279 A Mt. St. Mary's			50 44	
						279 H Mt. St. Mary's	70 58	319 H Central Conn. St.			55 46	
						338 H Wagner	74 41	272 H Bryant			62 46	
						332 A LIU Brooklyn	64 54	242 H Saint Francis (PA)			55 70	
						326 A St. Francis Brooklyn	61 54	338 A Wagner			82 63	

Non-Div I Games: Point Park 69 52

Robert Morris

Loss, Non-Conf, S Site, H Home A Away N Neutral

Average RPI Win: 147	WON-LOST	WINNING	LAST 10	STRENGTH OF	OPP. STRENGTH	TEAM	ADJ.	CONF.	ADJ CONF.
Average RPI Loss: 80	RECORD	PCT. RANK	GAMES	SCHEDULE	OF SCHEDULE	RPI	RPI	RPI	RPI
DIV. I ONLY	6- 22	314	1- 9	44	50	214	214	6	6
DIV. I NON-CONF.	3- 10	280	0- 0	14	41	184	184	6	6
TOTALS	RPI 1-25	RPI 26-50	W-L RECORDS	RPI 51-100	RPI 101-150	RPI 150+			
6- 22	0- 3	1- 5	OVERALL	2- 9	0- 1	3- 4			
6- 8	0- 2	1- 2	HOME	2- 4	0- 0	3- 0			
0- 14	0- 1	0- 3	AWAY	0- 5	0- 1	0- 4			
0- 0	0- 0	0- 0	NEUTRAL	0- 0	0- 0	0- 0			
3- 10	0- 2	0- 3	NON-CONFERENCE	1- 3	0- 1	2- 1			
3- 4	0- 2	0- 1	HOME	1- 1	0- 0	2- 0			
0- 6	0- 0	0- 2	AWAY	0- 2	0- 1	0- 1			
0- 0	0- 0	0- 0	NEUTRAL	0- 0	0- 0	0- 0			
3- 12	0- 1	1- 2	CONFERENCE	1- 6	0- 0	1- 3			
3- 4	0- 0	1- 1	HOME	1- 3	0- 0	1- 0			
0- 8	0- 1	0- 1	AWAY	0- 3	0- 0	0- 3			
0- 0	0- 0	0- 0	NEUTRAL	0- 0	0- 0	0- 0			

RPI 1-25				RPI 26-50				RPI 51-100				RPI 101+ Team's RPI: 214			
RPI	S	Opponent	Score	RPI	S	Opponent	Score	RPI	S	Opponent	Score	RPI	S	Opponent	Score
8	H	Duke	32 68	26	A	Elon	54 66	53	A	Iowa	57 71	110	A	Princeton	34 64
20	H	Temple	37 48	38	H	James Madison	76 82	53	H	Iowa	59 71	172	A	Houston	51 53
21	A	Maryland	71 80	39	H	Michigan St.	62 58	68	A	Wake Forest	43 55	190	A	Nebraska	58 62
				40	A	Michigan	50 63	70	A	St. John's (NY)	39 65	200	A	Illinois	41 78
				45	H	Indiana	52 63	71	A	Northwestern	38 60	209	H	Seton Hall	53 45
				48	A	Virginia	54 62	71	H	Northwestern	37 55	211	A	Wisconsin	41 53
								75	H	Bucknell	57 53	211	H	Wisconsin	68 52
								77	H	Penn St.	61 45	272	H	Bryant	50 42
								78	A	Minnesota	46 80				
								82	H	Purdue	42 55				
								87	H	Chattanooga	53 66				
LAST 12 Division I GAMES:															
				71	A	Northwestern	38 60	71	H	Northwestern	37 55				
				211	A	Wisconsin	41 53	21	A	Maryland	71 80				
				82	H	Purdue	42 55	53	H	Iowa	59 71				
				78	A	Minnesota	46 80	39	H	Michigan St.	62 58				
				45	H	Indiana	52 63	190	A	Nebraska	58 62				
				53	A	Iowa	57 71	200	A	Illinois	41 78				

Non-Div I Games:

Rutgers

■ Loss,
 ■ Non-Conf,
 ■ S Site,
 ■ H Home
 ■ A Away
 N Neutral

Average RPI Win:	249	WON-LOST	WINNING	LAST 10	STRENGTH OF	OPP. STRENGTH	TEAM	ADJ.	CONF.	ADJ CONF.
Average RPI Loss:	125	RECORD	PCT. RANK	GAMES	SCHEDULE	OF SCHEDULE	RPI	RPI	RPI	RPI
DIV. I ONLY	18- 5	26	7- 3	261	284	99	99	27	27	
DIV. I NON-CONF.	6- 2	63	0- 0	157	205	51	51	27	27	
TOTALS	RPI 1-25	RPI 26-50	W-L RECORDS	RPI 51-100	RPI 101-150	RPI 150+				
18- 5	0- 1	0- 0	OVERALL	1- 1	2- 2	15- 1				
7- 2	0- 0	0- 0	HOME	0- 0	1- 2	6- 0				
11- 3	0- 1	0- 0	AWAY	1- 1	1- 0	9- 1				
0- 0	0- 0	0- 0	NEUTRAL	0- 0	0- 0	0- 0				
6- 2	0- 1	0- 0	NON-CONFERENCE	1- 1	0- 0	5- 0				
2- 0	0- 0	0- 0	HOME	0- 0	0- 0	2- 0				
4- 2	0- 1	0- 0	AWAY	1- 1	0- 0	3- 0				
0- 0	0- 0	0- 0	NEUTRAL	0- 0	0- 0	0- 0				
12- 3	0- 0	0- 0	CONFERENCE	0- 0	2- 2	10- 1				
5- 2	0- 0	0- 0	HOME	0- 0	1- 2	4- 0				
7- 1	0- 0	0- 0	AWAY	0- 0	1- 0	6- 1				
0- 0	0- 0	0- 0	NEUTRAL	0- 0	0- 0	0- 0				

RPI 1-25				RPI 26-50				RPI 51-100 Team's RPI: 99				RPI 101+			
RPI	S	Opponent	Score	RPI	S	Opponent	Score	RPI	S	Opponent	Score	RPI	S	Opponent	Score
25	A	Texas A&M	48 63					63	A	South Dakota	74 80	101	A	Abilene Christian	70 61
								94	A	UT Arlington	65 60	101	H	Abilene Christian	73 80
												122	H	Central Ark.	63 67
												130	H	Lamar University	74 66
												157	A	Louisiana Tech	60 58
												186	A	George Mason	77 76
												201	A	New Orleans	71 67
												201	H	New Orleans	88 61
												276	A	Coppin St.	72 57
												280	A	McNeese	96 65
												282	H	Prairie View	88 64
												293	H	A&M-Corpus Christi	64 56
												309	A	Nicholls St.	82 77
												309	H	Nicholls St.	80 55
												314	A	Northwestern St.	72 76
												327	A	Southeastern La.	92 62
												329	A	Incarinate Word	94 75
												330	H	Montana	54 46
												339	H	Houston Baptist	86 49
												340	A	Sam Houston St.	83 65
LAST 12 Division I GAMES:															
201	A	New Orleans	71 67	340	A	Sam Houston St.	83 65								
327	A	Southeastern La.	92 62	201	H	New Orleans	88 61								
101	H	Abilene Christian	73 80	122	H	Central Ark.	63 67								
130	H	Lamar University	74 66	329	A	Incarinate Word	94 75								
309	A	Nicholls St.	82 77	309	H	Nicholls St.	80 55								
314	A	Northwestern St.	72 76	101	A	Abilene Christian	70 61								

Non-Div I Games: Okla. Panhandle 77 43 Tex. Permian Basin 89 70 LSU-Shreveport 93 56

SFA

Loss, Non-Conf, S Site, H Home A Away N Neutral

Average RPI Win: 266	WON-LOST	WINNING	LAST 10	STRENGTH OF	OPP. STRENGTH	TEAM	ADJ.	CONF.	ADJ CONF.
Average RPI Loss: 147	RECORD	PCT. RANK	GAMES	SCHEDULE	OF SCHEDULE	RPI	RPI	RPI	RPI
DIV. I ONLY	11- 16	229	7- 3	130	291	202	202	26	26
DIV. I NON-CONF.	3- 9	275	0- 0	31	240	198	198	26	26
TOTALS	RPI 1-25	RPI 26-50	W-L RECORDS	RPI 51-100	RPI 101-150	RPI 150+			
11- 16	0- 1	0- 1	OVERALL	0- 5	0- 2	11- 7			
7- 3	0- 0	0- 0	HOME	0- 1	0- 0	7- 2			
3- 10	0- 1	0- 1	AWAY	0- 2	0- 2	3- 4			
1- 3	0- 0	0- 0	NEUTRAL	0- 2	0- 0	1- 1			
3- 9	0- 1	0- 1	NON-CONFERENCE	0- 4	0- 2	3- 1			
2- 1	0- 0	0- 0	HOME	0- 1	0- 0	2- 0			
0- 5	0- 1	0- 1	AWAY	0- 1	0- 2	0- 0			
1- 3	0- 0	0- 0	NEUTRAL	0- 2	0- 0	1- 1			
8- 7	0- 0	0- 0	CONFERENCE	0- 1	0- 0	8- 6			
5- 2	0- 0	0- 0	HOME	0- 0	0- 0	5- 2			
3- 5	0- 0	0- 0	AWAY	0- 1	0- 0	3- 4			
0- 0	0- 0	0- 0	NEUTRAL	0- 0	0- 0	0- 0			

RPI 1-25				RPI 26-50				RPI 51-100				RPI 101+ Team's RPI: 202			
RPI	S	Opponent	Score	RPI	S	Opponent	Score	RPI	S	Opponent	Score	RPI	S	Opponent	Score
22	A	Missouri	60 72	35	A	South Dakota St.	49 82	59	A	Belmont	67 94	102	A	Saint Louis	49 90
								63	N	South Dakota	68 75	118	A	Stetson	68 78
								80	A	Northern Ill.	78 97	171	A	Morehead St.	66 69
								86	H	Western Ill.	74 76	185	H	Southern Ill.	60 59
								91	N	Vanderbilt	63 73	191	N	Bethune-Cookman	78 83
												241	A	UT Martin	70 68
												241	H	UT Martin	72 82
												249	H	Jacksonville St.	69 62
												256	H	Tennessee St.	73 52
												261	A	Murray St.	85 76
												261	H	Murray St.	77 84
												265	A	Southeast Mo. St.	74 78
												265	H	Southeast Mo. St.	70 69
												267	H	Tennessee Tech	60 49
												269	A	Austin Peay	62 85
												269	H	Austin Peay	76 69
												294	A	Eastern Ill.	75 59
												302	A	Eastern Ky.	63 75
												308	H	Illinois St.	92 80
												328	N	Utah Valley	71 64
LAST 12 Division I GAMES:															
				261	A	Murray St.	85 76					294	A	Eastern Ill.	75 59
				269	H	Austin Peay	76 69					256	H	Tennessee St.	73 52
				241	H	UT Martin	72 82					241	A	UT Martin	70 68
				265	A	Southeast Mo. St.	74 78					265	H	Southeast Mo. St.	70 69
				249	H	Jacksonville St.	69 62					261	H	Murray St.	77 84
				59	A	Belmont	67 94					269	A	Austin Peay	62 85

Non-Div I Games: Mo.-St. Louis 59 49

SIUE

■ Loss,
 ■ Non-Conf,
 ■ S Site,
 ■ Home
 ■ A Away
 N Neutral

SMU				STRENGTH OF SCHEDULE	OPP. STRENGTH OF SCHEDULE	TEAM RPI	ADJ. RPI	CONF. RPI	ADJ CONF. RPI
Average RPI Win:	171	WON-LOST RECORD	WINNING PCT. RANK						
Average RPI Loss:	77		LAST 10 GAMES						
DIV. I ONLY	15- 12	145	5- 5	64	59	88	88	5	5
DIV. I NON-CONF.	9- 4	85	0- 0	123	70	71	71	5	5

TOTALS	RPI 1-25	RPI 26-50	W-L RECORDS	RPI 51-100	RPI 101-150	RPI 150+			
15- 12	1- 4	0- 1	OVERALL	0- 2	2- 3	12- 2			
10- 3	1- 1	0- 1	HOME	0- 1	2- 0	7- 0			
3- 8	0- 2	0- 0	AWAY	0- 1	0- 3	3- 2			
2- 1	0- 1	0- 0	NEUTRAL	0- 0	0- 0	2- 0			
9- 4	1- 1	0- 0	NON-CONFERENCE	0- 1	0- 2	8- 0			
6- 0	1- 0	0- 0	HOME	0- 0	0- 0	5- 0			
1- 3	0- 0	0- 0	AWAY	0- 1	0- 2	1- 0			
2- 1	0- 1	0- 0	NEUTRAL	0- 0	0- 0	2- 0			
6- 8	0- 3	0- 1	CONFERENCE	0- 1	2- 1	4- 2			
4- 3	0- 1	0- 1	HOME	0- 1	2- 0	2- 0			
2- 5	0- 2	0- 0	AWAY	0- 0	0- 1	2- 2			
0- 0	0- 0	0- 0	NEUTRAL	0- 0	0- 0	0- 0			

RPI 1-25				RPI 26-50				RPI 51-100 Team's RPI: 88				RPI 101+			
RPI	S	Opponent	Score	RPI	S	Opponent	Score	RPI	S	Opponent	Score	RPI	S	Opponent	Score
1	A	UConn	41 83	32	H	South Fla.	51 52	54	H	Tulane	59 71	106	H	UCF	63 58
1	H	UConn	48 88					72	A	Colorado	50 67	136	A	New Mexico	49 64
3	N	Mississippi St.	42 91									140	A	TCU	67 76
20	A	Temple	52 66									145	A	Cincinnati	65 67
25	H	Texas A&M	54 53									145	H	Cincinnati	64 47
												154	A	East Carolina	57 58
												162	A	Tulsa	59 66
												162	H	Tulsa	62 41
												164	N	Boston College	72 64
												166	A	Kansas	75 63
												167	A	Memphis	60 39
												167	H	Memphis	53 44
												168	H	Texas St.	64 56
												172	A	Houston	66 45
												187	H	North Texas	65 51
												213	N	Grambling	56 36
												216	H	Texas Southern	61 36
												219	H	Seattle U	77 43
												282	H	Prairie View	61 54
LAST 12 Division I GAMES:															
167	A	Memphis	60 39	162	A	Tulsa	59 66								
162	H	Tulsa	62 41	32	H	South Fla.	51 52								
20	A	Temple	52 66	172	A	Houston	66 45								
1	A	UConn	41 83	145	A	Cincinnati	65 67								
106	H	UCF	63 58	1	H	UConn	48 88								
167	H	Memphis	53 44	54	H	Tulane	59 71								

Non-Div I Games:

SMU

■ Loss,
 ■ Non-Conf,
 ■ S Site,
 ■ Home
 ■ A Away
 N Neutral

Average RPI Win:	282	WON-LOST	WINNING	LAST 10	STRENGTH OF	OPP. STRENGTH	TEAM	ADJ.	CONF.	ADJ CONF.
Average RPI Loss:	159	RECORD	PCT. RANK	GAMES	SCHEDULE	OF SCHEDULE	RPI	RPI	RPI	RPI
DIV. I ONLY	8- 17	267	3- 7	260	248	289	289	20	20	
DIV. I NON-CONF.	3- 7	250	0- 0	230	237	294	294	18	18	
TOTALS	RPI 1-25	RPI 26-50	W-L RECORDS	RPI 51-100	RPI 101-150	RPI 150+				
8- 17	0- 0	0- 0	OVERALL	0- 5	0- 6	8- 6				
5- 7	0- 0	0- 0	HOME	0- 3	0- 2	5- 2				
3- 8	0- 0	0- 0	AWAY	0- 2	0- 4	3- 2				
0- 2	0- 0	0- 0	NEUTRAL	0- 0	0- 0	0- 2				
3- 7	0- 0	0- 0	NON-CONFERENCE	0- 3	0- 1	3- 3				
2- 3	0- 0	0- 0	HOME	0- 2	0- 0	2- 1				
1- 2	0- 0	0- 0	AWAY	0- 1	0- 1	1- 0				
0- 2	0- 0	0- 0	NEUTRAL	0- 0	0- 0	0- 2				
5- 10	0- 0	0- 0	CONFERENCE	0- 2	0- 5	5- 3				
3- 4	0- 0	0- 0	HOME	0- 1	0- 2	3- 1				
2- 6	0- 0	0- 0	AWAY	0- 1	0- 3	2- 2				
0- 0	0- 0	0- 0	NEUTRAL	0- 0	0- 0	0- 0				

RPI 1-25				RPI 26-50				RPI 51-100				RPI 101+				Team's RPI: 289	
RPI	S	Opponent	Score	RPI	S	Opponent	Score	RPI	S	Opponent	Score	RPI	S	Opponent	Score		
								64	H	Southern California	95	111	124	A	North Dakota	71	94
								66	A	California	73	97	125	A	Northern Colo.	88	95
								81	A	Montana St.	80	84	128	H	Eastern Wash.	65	72
								81	H	Montana St.	82	104	129	H	Idaho	58	72
								98	H	UC Davis	78	110	141	A	San Francisco	80	91
													144	A	Idaho St.	60	79
													160	N	New Mexico St.	73	99
													179	H	Hofstra	97	85
													220	A	Weber St.	60	66
													253	H	Cal Poly	97	96
													255	A	Portland St.	77	68
													255	H	Portland St.	86	88
													283	H	Nevada	95	99
													287	H	Southern Utah	81	69
													296	A	Northern Ariz.	88	91
													296	H	Northern Ariz.	82	76
													311	N	Youngstown St.	94	102
													324	A	UC Irvine	78	70
													330	A	Montana	73	60
													330	H	Montana	99	69
LAST 12 Division I GAMES:																	
				296	A	Northern Ariz.	88	91					128	H	Eastern Wash.	65	72
				81	H	Montana St.	82	104					255	A	Portland St.	77	68
				330	H	Montana	99	69					330	A	Montana	73	60
				144	A	Idaho St.	60	79					81	A	Montana St.	80	84
				220	A	Weber St.	60	66					296	H	Northern Ariz.	82	76
				129	H	Idaho	58	72					287	H	Southern Utah	81	69

Non-Div I Games: Stanislaus St. 102 72

Sacramento St.

Sacred Heart

Through Games Of Feb. 23, 2017

Average RPI Win:	281	WON-LOST	WINNING	LAST 10	STRENGTH OF	OPP. STRENGTH	TEAM	ADJ.	CONF.	ADJ CONF.
Average RPI Loss:	186	RECORD	PCT. RANK	GAMES	SCHEDULE	OF SCHEDULE	RPI	RPI	RPI	RPI
DIV. I ONLY	16- 11	120	8- 2	293	336	194	194	31	31	
DIV. I NON-CONF.	3- 8	262	0- 0	65	224	189	189	32	32	
TOTALS	RPI 1-25	RPI 26-50	W-L RECORDS	RPI 51-100	RPI 101-150	RPI 150+				
16- 11	0- 0	0- 1	OVERALL	0- 3	0- 0	16- 7				
10- 3	0- 0	0- 1	HOME	0- 0	0- 0	10- 2				
6- 8	0- 0	0- 0	AWAY	0- 3	0- 0	6- 5				
0- 0	0- 0	0- 0	NEUTRAL	0- 0	0- 0	0- 0				
3- 8	0- 0	0- 1	NON-CONFERENCE	0- 3	0- 0	3- 4				
1- 3	0- 0	0- 1	HOME	0- 0	0- 0	1- 2				
2- 5	0- 0	0- 0	AWAY	0- 3	0- 0	2- 2				
0- 0	0- 0	0- 0	NEUTRAL	0- 0	0- 0	0- 0				
13- 3	0- 0	0- 0	CONFERENCE	0- 0	0- 0	13- 3				
9- 0	0- 0	0- 0	HOME	0- 0	0- 0	9- 0				
4- 3	0- 0	0- 0	AWAY	0- 0	0- 0	4- 3				
0- 0	0- 0	0- 0	NEUTRAL	0- 0	0- 0	0- 0				

RPI 1-25				RPI 26-50				RPI 51-100				RPI 101+				Team's RPI: 194
RPI	S	Opponent	Score	RPI	S	Opponent	Score	RPI	S	Opponent	Score	RPI	S	Opponent	Score	
				27	H	Harvard	60 68	62	A	Iowa St.	56 76	159	H	Brown	66 80	
								65	A	Buffalo	55 76	178	H	Siena	62 58	
								79	A	New Hampshire	43 71	180	A	Hartford	64 81	
												181	A	Fairfield	56 44	
												207	A	Binghamton	77 69	
												210	H	Robert Morris	69 59	
												225	H	Monmouth	54 65	
												242	H	Saint Francis (PA)	73 63	
												272	A	Bryant	65 53	
												272	H	Bryant	66 59	
												279	A	Mt. St. Mary's	59 61	
												279	H	Mt. St. Mary's	49 45	
												306	A	Lehigh	62 68	
												319	A	Central Conn. St.	50 67	
												319	H	Central Conn. St.	82 61	
												326	A	St. Francis Brooklyn	81 74	
												326	H	St. Francis Brooklyn	61 58	
												332	A	LIU Brooklyn	51 41	
												332	H	LIU Brooklyn	66 48	
												338	A	Wagner	70 56	
												338	H	Wagner	62 52	
												344	A	Fairleigh Dickinson	56 58	
												344	H	Fairleigh Dickinson	68 60	
LAST 12 Division I GAMES:																
				344	H	Fairleigh Dickinson	68 60	279	A	Mt. St. Mary's	59 61					
				332	A	LIU Brooklyn	51 41	332	H	LIU Brooklyn	66 48					
				326	H	St. Francis Brooklyn	61 58	279	H	Mt. St. Mary's	49 45					
				319	H	Central Conn. St.	82 61	338	H	Wagner	62 52					
				344	A	Fairleigh Dickinson	56 58	326	A	St. Francis Brooklyn	81 74					
				272	H	Bryant	66 59	272	A	Bryant	65 53					

Non-Div I Games:

Sacred Heart

■ Loss,
 ■ Non-Conf,
 ■ S Site,
 ■ H Home
 ■ A Away
 N Neutral

Saint Francis (PA)

Through Games Of Feb. 23, 2017

Average RPI Win:	296	WON-LOST	WINNING	LAST 10	STRENGTH OF	OPP. STRENGTH	TEAM	ADJ.	CONF.	ADJ CONF.
Average RPI Loss:	208	RECORD	PCT. RANK	GAMES	SCHEDULE	OF SCHEDULE	RPI	RPI	RPI	RPI
DIV. I ONLY	14- 13	165	6- 4	323	339	242	242	31	31	
DIV. I NON-CONF.	3- 8	262	0- 0	233	288	272	272	32	32	
TOTALS	RPI 1-25	RPI 26-50	W-L RECORDS	RPI 51-100	RPI 101-150	RPI 150+				
14- 13	0- 0	0- 2	OVERALL	0- 0	0- 2	14- 9				
5- 5	0- 0	0- 0	HOME	0- 0	0- 1	5- 4				
9- 6	0- 0	0- 2	AWAY	0- 0	0- 1	9- 3				
0- 2	0- 0	0- 0	NEUTRAL	0- 0	0- 0	0- 2				
3- 8	0- 0	0- 2	NON-CONFERENCE	0- 0	0- 2	3- 4				
1- 2	0- 0	0- 0	HOME	0- 0	0- 1	1- 1				
2- 4	0- 0	0- 2	AWAY	0- 0	0- 1	2- 1				
0- 2	0- 0	0- 0	NEUTRAL	0- 0	0- 0	0- 2				
11- 5	0- 0	0- 0	CONFERENCE	0- 0	0- 0	11- 5				
4- 3	0- 0	0- 0	HOME	0- 0	0- 0	4- 3				
7- 2	0- 0	0- 0	AWAY	0- 0	0- 0	7- 2				
0- 0	0- 0	0- 0	NEUTRAL	0- 0	0- 0	0- 0				

RPI S	Opponent	Score	RPI S	Opponent	Score	RPI S	Opponent	Score	RPI S	Opponent	Score	Team's RPI: 242
32	A South Fla.	80	129	41	A Marquette	91	104	119	H Cornell	72	78	
								147	A William & Mary	60	73	
								173	H Columbia	77	84	
								194	A Sacred Heart	63	73	
								210	A Robert Morris	70	55	
								210	H Robert Morris	68	70	
								211	A Wisconsin	103	100	
								247	N UMES	82	90	
								264	H Canisius	95	74	
								272	A Bryant	70	85	
								272	H Bryant	79	67	
								273	A Coastal Caro.	70	59	
								279	A Mt. St. Mary's	97	88	
								279	H Mt. St. Mary's	58	66	
								311	A Youngstown St.	68	69	
								319	A Central Conn. St.	72	70	
								319	H Central Conn. St.	87	81	
								326	A St. Francis Brooklyn	75	59	
								326	H St. Francis Brooklyn	79	62	
								332	A LIU Brooklyn	74	30	
								332	H LIU Brooklyn	66	52	
								338	A Wagner	67	46	
								338	H Wagner	71	87	
								344	A Fairleigh Dickinson	82	79	
								346	N Jackson St.	84	88	
LAST 12 Division I GAMES:												
319	A Central Conn. St.	72	70	210	H Robert Morris	68	70	338	A Wagner	67	46	
272	A Bryant	70	85	338	A Wagner	67	46	338	H Wagner	71	87	
338	H Wagner	71	87	272	H Bryant	79	67	344	A Fairleigh Dickinson	82	79	
279	H Mt. St. Mary's	58	66	319	H Central Conn. St.	87	81	346	N Jackson St.	84	88	
326	A St. Francis Brooklyn	75	59	210	A Robert Morris	70	55					
332	A LIU Brooklyn	74	30	279	A Mt. St. Mary's	97	88					

Non-Div I Games:

Saint Francis (PA)

■ Loss,
 ■ Non-Conf,
 ■ S Site,
 ■ Home
 ■ A Away
 N Neutral

Saint Joseph's

Through Games Of Feb. 23, 2017

Average RPI Win:	187	WON-LOST	WINNING	LAST 10	STRENGTH OF	OPP. STRENGTH	TEAM	ADJ.	CONF.	ADJ CONF.
Average RPI Loss:	87	RECORD	PCT. RANK	GAMES	SCHEDULE	OF SCHEDULE	RPI	RPI	RPI	RPI
DIV. I ONLY	15- 13	154	8- 2	57	124	100	100	12	12	
DIV. I NON-CONF.	3- 9	275	0- 0	13	122	153	153	11	11	
TOTALS	RPI 1-25	RPI 26-50	W-L RECORDS	RPI 51-100	RPI 101-150	RPI 150+				
15- 13	0- 1	0- 4	OVERALL	1- 4	6- 2	8- 2				
9- 5	0- 1	0- 1	HOME	0- 2	3- 0	6- 1				
6- 7	0- 0	0- 1	AWAY	1- 0	3- 1	2- 0				
0- 1	0- 0	0- 0	NEUTRAL	0- 1	0- 0	0- 0				
3- 9	0- 1	0- 2	NON-CONFERENCE	1- 4	1- 1	1- 1				
1- 5	0- 1	0- 1	HOME	0- 2	0- 0	1- 1				
2- 3	0- 0	0- 1	AWAY	1- 1	1- 1	0- 0				
0- 1	0- 0	0- 0	NEUTRAL	0- 1	0- 0	0- 0				
12- 4	0- 0	0- 2	CONFERENCE	0- 0	5- 1	7- 1				
8- 0	0- 0	0- 0	HOME	0- 0	3- 0	5- 0				
4- 4	0- 0	0- 2	AWAY	0- 0	2- 1	2- 1				
0- 0	0- 0	0- 0	NEUTRAL	0- 0	0- 0	0- 0				

RPI 1-25				RPI 26-50				RPI 51-100 Team's RPI: 100				RPI 101+			
RPI	S	Opponent	Score	RPI	S	Opponent	Score	RPI	S	Opponent	Score	RPI	S	Opponent	Score
20	H	Temple	70 86	36	A	Central Mich.	71 73	56	A	Drexel	49 60	102	A	Saint Louis	66 63
				38	H	James Madison	72 85	58	H	Villanova	54 62	108	A	Fordham	39 44
				44	A	Dayton	59 64	75	H	Bucknell	61 64	108	H	Fordham	47 44
				46	A	George Washington	44 53	85	A	Penn	57 53	135	H	Duquesne	60 58
								96	N	BYU	56 71	136	A	New Mexico	79 67
												138	A	VCU	80 70
												138	H	VCU	64 58
												149	A	Iona	57 58
												169	A	La Salle	75 55
												169	H	La Salle	67 58
												179	H	Hofstra	64 75
												186	H	George Mason	57 53
												224	A	Richmond	52 70
												232	H	St. Bonaventure	70 53
												278	H	Davidson	69 54
												301	A	Rhode Island	75 49
												310	H	Massachusetts	81 50
												313	H	NJIT	75 36
LAST 12 Division I GAMES:															
186	H	George Mason	57 53	135	H	Duquesne	60 58								
278	H	Davidson	69 54	232	H	St. Bonaventure	70 53								
138	A	VCU	80 70	301	A	Rhode Island	75 49								
169	H	La Salle	67 58	44	A	Dayton	59 64								
108	A	Fordham	39 44	108	H	Fordham	47 44								
102	A	Saint Louis	66 63	169	A	La Salle	75 55								

Non-Div I Games:

Saint Joseph's

■ Loss,
 ■ Non-Conf,
 ■ S Site,
 ■ Home
 ■ A Away
 N Neutral

Saint Louis

Through Games Of Feb. 23, 2017

Average RPI Win:	210	WON-LOST	WINNING	LAST 10	STRENGTH OF	OPP. STRENGTH	TEAM	ADJ.	CONF.	ADJ CONF.
Average RPI Loss:	106	RECORD	PCT. RANK	GAMES	SCHEDULE	OF SCHEDULE	RPI	RPI	RPI	RPI
DIV. I ONLY	22- 7	44	8- 2	274	108	102	102	12	12	
DIV. I NON-CONF.	10- 3	54	0- 0	328	140	138	138	11	11	
TOTALS	RPI 1-25	RPI 26-50	W-L RECORDS	RPI 51-100	RPI 101-150	RPI 150+				
22- 7	1- 0	1- 2	OVERALL	0- 2	4- 1	16- 2				
11- 3	1- 0	1- 1	HOME	0- 1	3- 0	6- 1				
11- 4	0- 0	0- 1	AWAY	0- 1	1- 1	10- 1				
0- 0	0- 0	0- 0	NEUTRAL	0- 0	0- 0	0- 0				
10- 3	1- 0	0- 0	NON-CONFERENCE	0- 1	1- 0	8- 2				
5- 1	1- 0	0- 0	HOME	0- 0	1- 0	3- 1				
5- 2	0- 0	0- 0	AWAY	0- 1	0- 0	5- 1				
0- 0	0- 0	0- 0	NEUTRAL	0- 0	0- 0	0- 0				
12- 4	0- 0	1- 2	CONFERENCE	0- 1	3- 1	8- 0				
6- 2	0- 0	1- 1	HOME	0- 1	2- 0	3- 0				
6- 2	0- 0	0- 1	AWAY	0- 0	1- 1	5- 0				
0- 0	0- 0	0- 0	NEUTRAL	0- 0	0- 0	0- 0				

RPI 1-25				RPI 26-50				RPI 51-100				RPI 101+ Team's RPI: 102			
RPI	S	Opponent	Score	RPI	S	Opponent	Score	RPI	S	Opponent	Score	RPI	S	Opponent	Score
22	H	Missouri	72 61	44	A	Dayton	62 68	51	A	Little Rock	43 56	104	H	Washington St.	73 70
				44	H	Dayton	67 78	100	H	Saint Joseph's	63 66	108	H	Fordham	82 58
				46	H	George Washington	67 59					135	A	Duquesne	65 94
												138	A	VCU	62 48
												138	H	VCU	77 72
												162	A	Tulsa	64 70
												169	A	La Salle	79 74
												186	H	George Mason	89 50
												202	H	SIUE	90 49
												204	A	Loyola Marymount	90 76
												205	H	Indiana St.	67 70
												221	A	Bradley	68 58
												224	H	Richmond	73 66
												232	A	St. Bonaventure	74 58
												232	H	St. Bonaventure	64 49
												265	A	Southeast Mo. St.	89 50
												278	A	Davidson	106 69
												290	A	Lipscomb	83 38
												301	A	Rhode Island	68 50
												302	H	Eastern Ky.	78 51
												310	A	Massachusetts	81 60
												324	A	UC Irvine	79 69
												333	H	Morgan St.	71 43
LAST 12 Division I GAMES:															
				44	A	Dayton	62 68	310	A	Massachusetts	81 60				
				224	H	Richmond	73 66	108	H	Fordham	82 58				
				169	A	La Salle	79 74	46	H	George Washington	67 59				
				232	A	St. Bonaventure	74 58	301	A	Rhode Island	68 50				
				138	H	VCU	77 72	135	A	Duquesne	65 94				
				100	H	Saint Joseph's	63 66	44	H	Dayton	67 78				

Non-Div I Games:

Saint Louis

■ Loss,
 ■ Non-Conf,
 ■ S Site,
 ■ H Home
 ■ A Away
 N Neutral

Saint Peter's

Through Games Of Feb. 23, 2017

Average RPI Win:	268	WON-LOST	WINNING	LAST 10	STRENGTH OF	OPP. STRENGTH	TEAM	ADJ.	CONF.	ADJ CONF.
Average RPI Loss:	172	RECORD	PCT. RANK	GAMES	SCHEDULE	OF SCHEDULE	RPI	RPI	RPI	RPI
DIV. I ONLY	3- 25	342	0- 10	177	232	325	325	18	18	
DIV. I NON-CONF.	1- 8	314	0- 0	128	267	308	308	17	17	
TOTALS	RPI 1-25	RPI 26-50	W-L RECORDS	RPI 51-100	RPI 101-150	RPI 150+				
3- 25	0- 2	0- 2	OVERALL	0- 1	0- 5	3- 15				
2- 8	0- 0	0- 1	HOME	0- 0	0- 2	2- 5				
1- 14	0- 0	0- 0	AWAY	0- 0	0- 0	1- 1				
0- 3	0- 0	0- 0	NEUTRAL	0- 0	0- 1	0- 2				
1- 8	0- 2	0- 0	NON-CONFERENCE	0- 1	0- 1	1- 4				
1- 0	0- 0	0- 0	HOME	0- 0	0- 0	1- 0				
0- 5	0- 2	0- 0	AWAY	0- 1	0- 0	0- 2				
0- 3	0- 0	0- 0	NEUTRAL	0- 0	0- 1	0- 2				
2- 17	0- 0	0- 2	CONFERENCE	0- 0	0- 4	2- 11				
1- 8	0- 0	0- 1	HOME	0- 0	0- 2	1- 5				
1- 9	0- 0	0- 1	AWAY	0- 0	0- 2	1- 6				
0- 0	0- 0	0- 0	NEUTRAL	0- 0	0- 0	0- 0				

RPI 1-25				RPI 26-50				RPI 51-100				RPI 101+ Team's RPI: 325			
RPI	S	Opponent	Score	RPI	S	Opponent	Score	RPI	S	Opponent	Score	RPI	S	Opponent	Score
4	A	South Carolina	38 93	42	A	Quinnipiac	47 82	77	A	Penn St.	50 106	112	A	Rider	46 47
21	A	Maryland	49 101	42	H	Quinnipiac	51 84					112	H	Rider	43 56
												142	N	Maine	43 59
												149	A	Iona	50 51
												149	H	Iona	58 66
												159	A	Brown	71 80
												178	A	Siena	55 80
												181	A	Fairfield	38 50
												181	H	Fairfield	39 56
												192	N	Hampton	42 71
												223	A	Marist	73 69
												223	H	Marist	58 66
												225	A	Monmouth	59 76
												225	H	Monmouth	42 58
												237	A	Niagara	63 71
												237	H	Niagara	78 66
												259	A	Manhattan	44 57
												259	H	Manhattan	65 69
												264	A	Canisius	56 61
												264	H	Canisius	54 59
												270	N	Bowling Green	68 73
												326	A	St. Francis Brooklyn	52 58
												344	H	Fairleigh Dickinson	65 43
LAST 12 Division I GAMES:															
149	A	Iona	50 51	223	H	Marist	58 66								
237	A	Niagara	63 71	259	A	Manhattan	44 57								
264	A	Canisius	56 61	112	A	Rider	46 47								
181	H	Fairfield	39 56	259	H	Manhattan	65 69								
225	H	Monmouth	42 58	112	H	Rider	43 56								
181	A	Fairfield	38 50	178	A	Siena	55 80								

Non-Div I Games:

Saint Peter's

■ Loss,
 ■ Non-Conf,
 ■ S Site,
 ■ Home
 ■ A Away
 N Neutral

Average RPI Win: 327		WON-LOST	WINNING	LAST 10	STRENGTH OF	OPP. STRENGTH	TEAM	ADJ.	CONF.	ADJ CONF.
Average RPI Loss: 205		RECORD	PCT. RANK	GAMES	SCHEDULE	OF SCHEDULE	RPI	RPI	RPI	RPI
DIV. I ONLY		3- 21	332	3- 7	273	316	340	340	27	27
DIV. I NON-CONF.		0- 9	335	0- 0	180	295	338	338	27	27
TOTALS		RPI 1-25	RPI 26-50	W-L RECORDS	RPI 51-100	RPI 101-150	RPI 150+			
3- 21	0- 0		0- 1	OVERALL	0- 1	0- 5	3- 14			
3- 5	0- 0		0- 0	HOME	0- 1	0- 1	3- 3			
0- 15	0- 0		0- 1	AWAY	0- 0	0- 2	0- 8			
0- 1	0- 0		0- 0	NEUTRAL	0- 0	0- 0	0- 1			
0- 9	0- 0		0- 1	NON-CONFERENCE	0- 0	0- 1	0- 7			
0- 1	0- 0		0- 0	HOME	0- 0	0- 0	0- 1			
0- 7	0- 0		0- 1	AWAY	0- 0	0- 1	0- 5			
0- 1	0- 0		0- 0	NEUTRAL	0- 0	0- 0	0- 1			
3- 12	0- 0		0- 0	CONFERENCE	0- 1	0- 4	3- 7			
3- 4	0- 0		0- 0	HOME	0- 1	0- 1	3- 2			
0- 8	0- 0		0- 0	AWAY	0- 0	0- 3	0- 5			
0- 0	0- 0		0- 0	NEUTRAL	0- 0	0- 0	0- 0			

[illegible]

Non-Div I Games: Wiley

51 57

Sam Houston St.

■ Loss, ■ Non-Conf, S Site, H Home A Away N Neutral

Average RPI Win:	231	WON-LOST	WINNING	LAST 10	STRENGTH OF	OPP. STRENGTH	TEAM	ADJ.	CONF.	ADJ CONF.
Average RPI Loss:	143	RECORD	PCT. RANK	GAMES	SCHEDULE	OF SCHEDULE	RPI	RPI	RPI	RPI
DIV. I ONLY	10- 17	243	3- 6	186	161	231	231	17	17	
DIV. I NON-CONF.	6- 8	203	0- 0	170	111	197	197	20	20	
TOTALS	RPI 1-25	RPI 26-50	W-L RECORDS	RPI 51-100	RPI 101-150	RPI 150+				
10- 17	0- 1	0- 1	OVERALL	1- 6	0- 0	9- 9				
7- 5	0- 0	0- 0	HOME	0- 2	0- 0	7- 3				
3- 10	0- 1	0- 1	AWAY	1- 4	0- 0	2- 4				
0- 2	0- 0	0- 0	NEUTRAL	0- 0	0- 0	0- 2				
6- 8	0- 1	0- 1	NON-CONFERENCE	1- 3	0- 0	5- 3				
5- 1	0- 0	0- 0	HOME	0- 1	0- 0	5- 0				
1- 5	0- 1	0- 1	AWAY	1- 2	0- 0	0- 1				
0- 2	0- 0	0- 0	NEUTRAL	0- 0	0- 0	0- 2				
4- 9	0- 0	0- 0	CONFERENCE	0- 3	0- 0	4- 6				
2- 4	0- 0	0- 0	HOME	0- 1	0- 0	2- 3				
2- 5	0- 0	0- 0	AWAY	0- 2	0- 0	2- 3				
0- 0	0- 0	0- 0	NEUTRAL	0- 0	0- 0	0- 0				

RPI 1-25				RPI 26-50				RPI 51-100				RPI 101+ Team's RPI: 231			
RPI	S	Opponent	Score	RPI	S	Opponent	Score	RPI	S	Opponent	Score	RPI	S	Opponent	Score
14	A	Kentucky	57 80	27	A	Harvard	52 57	52	A	Georgia Tech	57 62	167	H	Memphis	48 42
								59	H	Belmont	54 73	174	N	UC Riverside	48 51
								68	A	Wake Forest	40 51	182	H	UAB	52 49
								83	A	Georgia	65 59	192	N	Hampton	57 63
								87	A	Chattanooga	45 51	199	A	ETSU	56 61
								87	H	Chattanooga	61 77	199	H	ETSU	57 69
								92	A	Mercer	49 59	203	A	UNCG	40 64
												203	H	UNCG	47 55
												217	H	Alabama St.	63 49
												233	A	Furman	48 53
												233	H	Furman	50 54
												241	H	UT Martin	69 62
												245	A	Wofford	55 48
												245	H	Wofford	57 54
												288	A	Western Caro.	49 42
												288	H	Western Caro.	51 50
												301	A	Rhode Island	63 78
												349	H	Alabama A&M	61 37
LAST 12 Division I GAMES:															
245	A	Wofford	55 48	92	A	Mercer	49 59								
233	A	Furman	48 53	233	H	Furman	50 54								
288	H	Western Caro.	51 50	245	H	Wofford	57 54								
203	H	UNCG	47 55	203	A	UNCG	40 64								
87	A	Chattanooga	45 51	288	A	Western Caro.	49 42								
199	A	ETSU	56 61	199	H	ETSU	57 69								

Non-Div I Games: AUM

72 50

Samford

■ Loss,
 ■ Non-Conf,
 ■ S Site,
 ■ Home
 ■ A Away
 N Neutral

Average RPI Win:	222	WON-LOST	WINNING	LAST 10	STRENGTH OF	OPP. STRENGTH	TEAM	ADJ.	CONF.	ADJ CONF.
Average RPI Loss:	152	RECORD	PCT. RANK	GAMES	SCHEDULE	OF SCHEDULE	RPI	RPI	RPI	RPI
DIV. I ONLY	12- 15	205	3- 7	219	183	227	227	15	15	
DIV. I NON-CONF.	6- 4	127	0- 0	255	262	182	182	13	13	
TOTALS	RPI 1-25	RPI 26-50	W-L RECORDS	RPI 51-100	RPI 101-150	RPI 150+				
12- 15	0- 0	0- 0	OVERALL	0- 4	1- 7	11- 4				
10- 5	0- 0	0- 0	HOME	0- 2	1- 2	9- 1				
2- 10	0- 0	0- 0	AWAY	0- 0	0- 0	2- 1				
0- 0	0- 0	0- 0	NEUTRAL	0- 0	0- 0	0- 0				
6- 4	0- 0	0- 0	NON-CONFERENCE	0- 0	0- 4	6- 0				
5- 1	0- 0	0- 0	HOME	0- 0	0- 1	5- 0				
1- 3	0- 0	0- 0	AWAY	0- 0	0- 3	1- 0				
0- 0	0- 0	0- 0	NEUTRAL	0- 0	0- 0	0- 0				
6- 11	0- 0	0- 0	CONFERENCE	0- 4	1- 3	5- 4				
5- 4	0- 0	0- 0	HOME	0- 2	1- 1	4- 1				
1- 7	0- 0	0- 0	AWAY	0- 2	0- 2	1- 3				
0- 0	0- 0	0- 0	NEUTRAL	0- 0	0- 0	0- 0				

RPI S	Opponent	Score	RPI S	Opponent	Score	RPI S	Opponent	Score	RPI S	Opponent	Score	Team's RPI: 227
						74	A Gonzaga	57 62	104	A Washington St.	73 83	
						74	H Gonzaga	55 57	116	A Arizona	59 76	
						96	A BYU	63 81	124	H North Dakota	61 65	
						96	H BYU	47 65	125	A Northern Colo.	51 54	
									132	A St. Mary's (CA)	65 77	
									132	H St. Mary's (CA)	73 71	
									141	A San Francisco	72 81	
									141	H San Francisco	67 82	
									151	A Santa Clara	57 56	
									151	H Santa Clara	60 58	
									170	A CSUN	76 67	
									204	A Loyola Marymount	55 63	
									204	H Loyola Marymount	61 58	
									219	H Seattle U	67 44	
									236	H UC Santa Barbara	77 63	
									238	A Pacific	64 84	
									238	H Pacific	73 71	
									262	H Portland	57 40	
									271	H San Diego St.	91 53	
									283	H Nevada	70 54	
									304	A Pepperdine	40 57	
									304	H Pepperdine	42 55	
									345	H Cal St. Fullerton	103 50	
LAST 12 Division I GAMES:												
			74	A Gonzaga	57 62		204	A Loyola Marymount	55 63			
			151	H Santa Clara	60 58		262	H Portland	57 40			
			96	H BYU	47 65		74	H Gonzaga	55 57			
			304	A Pepperdine	40 57		141	A San Francisco	72 81			
			238	H Pacific	73 71		204	H Loyola Marymount	61 58			
			132	A St. Mary's (CA)	65 77		96	A BYU	63 81			

Non-Div I Games:

San Diego

■ Loss,
 ■ Non-Conf,
 ■ S Site,
 ■ Home
 ■ A Away
 N Neutral

San Francisco

Through Games Of Feb. 23, 2017

Average RPI Win:	206	WON-LOST	WINNING	LAST 10	STRENGTH OF	OPP. STRENGTH	TEAM	ADJ.	CONF.	ADJ CONF.
Average RPI Loss:	141	RECORD	PCT. RANK	GAMES	SCHEDULE	OF SCHEDULE	RPI	RPI	RPI	RPI
DIV. I ONLY	16- 12	133	6- 4	191	143	141	141	15	15	
DIV. I NON-CONF.	6- 5	148	0- 0	203	167	162	162	13	13	
TOTALS	RPI 1-25	RPI 26-50	W-L RECORDS	RPI 51-100	RPI 101-150	RPI 150+				
16- 12	0- 0	0- 0	OVERALL	2- 4	1- 4	13- 4				
11- 2	0- 0	0- 0	HOME	2- 1	1- 1	8- 0				
4- 10	0- 0	0- 0	AWAY	0- 3	0- 3	4- 4				
1- 0	0- 0	0- 0	NEUTRAL	0- 0	0- 0	1- 0				
6- 5	0- 0	0- 0	NON-CONFERENCE	0- 2	1- 2	5- 1				
4- 1	0- 0	0- 0	HOME	0- 1	1- 0	3- 0				
1- 4	0- 0	0- 0	AWAY	0- 1	0- 2	1- 1				
1- 0	0- 0	0- 0	NEUTRAL	0- 0	0- 0	1- 0				
10- 7	0- 0	0- 0	CONFERENCE	2- 2	0- 2	8- 3				
7- 1	0- 0	0- 0	HOME	2- 0	0- 1	5- 0				
3- 6	0- 0	0- 0	AWAY	0- 2	0- 1	3- 3				
0- 0	0- 0	0- 0	NEUTRAL	0- 0	0- 0	0- 0				

RPI S	Opponent	Score	RPI S	Opponent	Score	RPI S	Opponent	Score	RPI S	Opponent	Score	Team's RPI: 141
						66	A California	52 75	104	A Washington St.	35 73	
						74	A Gonzaga	46 61	109	H Long Beach St.	73 71	
						74	H Gonzaga	77 72	124	A North Dakota	63 71	
						96	A BYU	61 73	132	A St. Mary's (CA)	72 75	
						96	H BYU	70 63	132	H St. Mary's (CA)	62 64	
						98	H UC Davis	58 78	151	A Santa Clara	61 74	
									151	H Santa Clara	77 68	
									177	A Fresno St.	48 61	
									196	H San Jose St.	79 71	
									204	A Loyola Marymount	79 72	
									204	H Loyola Marymount	89 73	
									219	H Seattle U	73 59	
									227	A San Diego	82 67	
									227	H San Diego	81 72	
									238	A Pacific	60 63	
									238	H Pacific	67 64	
									253	A Cal Poly	73 67	
									262	A Portland	75 56	
									262	H Portland	83 71	
									288	N Western Caro.	73 52	
									289	H Sacramento St.	91 80	
									304	A Pepperdine	59 81	
LAST 12 Division I GAMES:												
204	H Loyola Marymount	89 73	304	A Pepperdine	59 81							
262	H Portland	83 71	238	H Pacific	67 64							
74	H Gonzaga	77 72	132	H St. Mary's (CA)	62 64							
96	A BYU	61 73	227	H San Diego	81 72							
151	A Santa Clara	61 74	262	A Portland	75 56							
204	A Loyola Marymount	79 72	238	A Pacific	60 63							

Non-Div I Games:

San Francisco

■ Loss,
 ■ Non-Conf,
 ■ S Site,
 ■ Home
 ■ A Away
 N Neutral

Average RPI Win:	239	WON-LOST	WINNING	LAST 10	STRENGTH OF	OPP. STRENGTH	TEAM	ADJ.	CONF.	ADJ CONF.
Average RPI Loss:	109	RECORD	PCT. RANK	GAMES	SCHEDULE	OF SCHEDULE	RPI	RPI	RPI	RPI
DIV. I ONLY	9- 17	256	4- 6	103	111	196	196	13	13	
DIV. I NON-CONF.	2- 9	293	0- 0	87	42	225	225	15	15	
TOTALS	RPI 1-25	RPI 26-50	W-L RECORDS	RPI 51-100	RPI 101-150	RPI 150+				
9- 17	0- 1	0- 4	OVERALL	1- 3	0- 4	8- 5				
5- 5	0- 0	0- 1	HOME	0- 1	0- 2	5- 1				
4- 10	0- 0	0- 2	AWAY	1- 2	0- 1	3- 4				
0- 2	0- 1	0- 1	NEUTRAL	0- 0	0- 0	0- 0				
2- 9	0- 1	0- 2	NON-CONFERENCE	0- 1	0- 2	2- 3				
1- 2	0- 0	0- 0	HOME	0- 0	0- 1	1- 1				
1- 5	0- 0	0- 1	AWAY	0- 1	0- 1	1- 2				
0- 2	0- 1	0- 1	NEUTRAL	0- 0	0- 0	0- 0				
7- 8	0- 0	0- 2	CONFERENCE	1- 2	0- 2	6- 2				
4- 3	0- 0	0- 1	HOME	0- 1	0- 1	4- 0				
3- 5	0- 0	0- 1	AWAY	1- 1	0- 1	2- 2				
0- 0	0- 0	0- 0	NEUTRAL	0- 0	0- 0	0- 0				

RPI 1-25			RPI 26-50			RPI 51-100			RPI 101+ Team's RPI: 196		
RPI	S	Opponent	Score	RPI	S	Opponent	Score	RPI	S	Opponent	Score
3	N	Mississippi St.	51 88	28	A	Arizona St.	37 82	63	A	South Dakota	69 84
				30	N	Oregon	62 91	73	A	Boise St.	64 86
				47	A	Colorado St.	67 70	95	A	UNLV	76 65
				47	H	Colorado St.	56 68	95	H	UNLV	55 63
LAST 12 Division I GAMES:											
183	A	Utah St.	78 82	95	A	UNLV	76 65	114	A	Wyoming	60 89
322	A	Air Force	83 67	47	H	Colorado St.	56 68	132	H	St. Mary's (CA)	64 85
177	H	Fresno St.	77 68	73	A	Boise St.	64 86	136	H	New Mexico	72 82
95	H	UNLV	55 63	114	A	Wyoming	60 89	141	A	San Francisco	71 79
271	A	San Diego St.	99 90	322	H	Air Force	86 74	151	H	Santa Clara	75 64
136	H	New Mexico	72 82	271	H	San Diego St.	81 80	160	A	New Mexico St.	55 66
								177	A	Fresno St.	74 88
								177	H	Fresno St.	77 68
								183	A	Utah St.	78 82
								190	A	Nebraska	61 83
								238	H	Pacific	96 99
								258	A	Hawaii	77 61
								271	A	San Diego St.	99 90
								271	H	San Diego St.	81 80
								283	H	Nevada	107 84
								322	A	Air Force	83 67
								322	H	Air Force	86 74

Non-Div I Games: Stanislaus St. 90 85

San Jose St.

Santa Clara

Through Games Of Feb. 23, 2017

Average RPI Win:	202	WON-LOST	WINNING	LAST 10	STRENGTH OF	OPP. STRENGTH	TEAM	ADJ.	CONF.	ADJ CONF.
Average RPI Loss:	121	RECORD	PCT. RANK	GAMES	SCHEDULE	OF SCHEDULE	RPI	RPI	RPI	RPI
DIV. I ONLY	13- 14	182	5- 4	106	155	151	151	15	15	
DIV. I NON-CONF.	4- 6	209	0- 1	18	149	98	98	13	13	
TOTALS	RPI 1-25	RPI 26-50	W-L RECORDS	RPI 51-100	RPI 101-150	RPI 150+				
13- 14	0- 0	1- 1	OVERALL	1- 7	2- 2	9- 4				
7- 3	0- 0	0- 0	HOME	1- 2	2- 0	4- 1				
4- 8	0- 0	0- 0	AWAY	0- 0	0- 0	4- 0				
2- 3	0- 0	1- 1	NEUTRAL	0- 2	0- 0	1- 0				
4- 6	0- 0	1- 1	NON-CONFERENCE	0- 4	1- 0	2- 1				
1- 1	0- 0	0- 0	HOME	0- 1	1- 0	0- 0				
1- 2	0- 0	0- 0	AWAY	0- 1	0- 0	1- 1				
2- 3	0- 0	1- 1	NEUTRAL	0- 2	0- 0	1- 0				
9- 8	0- 0	0- 0	CONFERENCE	1- 3	1- 2	7- 3				
6- 2	0- 0	0- 0	HOME	1- 1	1- 0	4- 1				
3- 6	0- 0	0- 0	AWAY	0- 2	0- 2	3- 2				
0- 0	0- 0	0- 0	NEUTRAL	0- 0	0- 0	0- 0				

RPI S	Opponent	Score	RPI S	Opponent	Score	RPI S	Opponent	Score	RPI S	Opponent	Score	Team's RPI: 151
32 N	South Fla.	54 63	66 A	California	58 73	132 A	St. Mary's (CA)	53 55				
41 N	Marquette	65 62	67 N	Oklahoma St.	53 67	141 A	San Francisco	68 77				
			71 H	Northwestern	75 87	141 H	San Francisco	74 61				
			74 A	Gonzaga	39 51	144 H	Idaho St.	82 78				
			74 H	Gonzaga	49 50	160 N	New Mexico St.	60 46				
			81 N	Montana St.	50 77	196 A	San Jose St.	64 75				
			96 A	BYU	66 72	204 A	Loyola Marymount	50 61				
			96 H	BYU	64 63	204 H	Loyola Marymount	71 64				
						227 A	San Diego	58 60				
						227 H	San Diego	56 57				
						236 A	UC Santa Barbara	69 58				
						238 A	Pacific	61 51				
						238 H	Pacific	68 51				
						262 A	Portland	56 44				
						262 H	Portland	68 56				
						304 A	Pepperdine	69 48				
						304 H	Pepperdine	61 40				
LAST 12 Division I GAMES:												
32 N	South Fla.	54 63	74 H	Gonzaga	49 50							
238 A	Pacific	61 51	262 H	Portland	68 56							
227 A	San Diego	58 60	132 A	St. Mary's (CA)	53 55							
304 A	Pepperdine	69 48	96 A	BYU	66 72							
238 H	Pacific	68 51	204 A	Loyola Marymount	50 61							
141 H	San Francisco	74 61	74 A	Gonzaga	39 51							

Non-Div I Games: UC Santa Cruz 85 39

Santa Clara

Loss, Non-Conf, S Site, H Home A Away N Neutral

Average RPI Win:	287	WON-LOST	WINNING	LAST 10	STRENGTH OF	OPP. STRENGTH	TEAM	ADJ.	CONF.	ADJ CONF.
Average RPI Loss:	173	RECORD	PCT. RANK	GAMES	SCHEDULE	OF SCHEDULE	RPI	RPI	RPI	RPI
DIV. I ONLY	8- 16	259	6- 3	235	307	284	284	32	32	
DIV. I NON-CONF.	1- 10	325	0- 0	71	65	279	279	31	31	
TOTALS	RPI 1-25	RPI 26-50	W-L RECORDS	RPI 51-100	RPI 101-150	RPI 150+				
8- 16	0- 2	0- 1	OVERALL	0- 3	0- 0	8- 10				
6- 6	0- 1	0- 0	HOME	0- 1	0- 0	6- 4				
2- 10	0- 1	0- 1	AWAY	0- 2	0- 0	2- 6				
0- 0	0- 0	0- 0	NEUTRAL	0- 0	0- 0	0- 0				
1- 10	0- 2	0- 1	NON-CONFERENCE	0- 3	0- 0	1- 4				
1- 4	0- 1	0- 0	HOME	0- 1	0- 0	1- 2				
0- 6	0- 1	0- 1	AWAY	0- 2	0- 0	0- 2				
0- 0	0- 0	0- 0	NEUTRAL	0- 0	0- 0	0- 0				
7- 6	0- 0	0- 0	CONFERENCE	0- 0	0- 0	7- 6				
5- 2	0- 0	0- 0	HOME	0- 0	0- 0	5- 2				
2- 4	0- 0	0- 0	AWAY	0- 0	0- 0	2- 4				
0- 0	0- 0	0- 0	NEUTRAL	0- 0	0- 0	0- 0				

RPI 1-25				RPI 26-50				RPI 51-100				RPI 101+				Team's RPI: 284	
RPI	S	Opponent	Score	RPI	S	Opponent	Score	RPI	S	Opponent	Score	RPI	S	Opponent	Score		
4	H	South Carolina	30 70	43	A	Auburn	46 75	62	A	Iowa St.	51 74	191	H	Bethune-Cookman	31 38		
7	A	Washington	36 87					93	H	Jacksonville	40 55	192	A	Hampton	46 75		
								97	A	FGCU	40 89	192	H	Hampton	55 51		
												209	A	Seton Hall	60 74		
												217	H	Alabama St.	54 39		
												226	H	Ga. Southern	45 50		
												244	A	Howard	49 55		
												247	A	UMES	59 58		
												249	H	Jacksonville St.	57 64		
												274	A	Norfolk St.	55 61		
												274	H	Norfolk St.	59 53		
												275	A	Kennesaw St.	60 72		
												276	H	Coppin St.	47 59		
												333	A	Morgan St.	43 50		
												333	H	Morgan St.	66 62		
												334	H	Florida A&M	56 52		
												347	A	South Carolina St.	60 49		
												348	H	Delaware St.	64 57		
LAST 12 Division I GAMES:																	
276	H	Coppin St.	47 59	348	H	Delaware St.	64 57										
333	A	Morgan St.	43 50	333	H	Morgan St.	66 62										
274	H	Norfolk St.	59 53	347	A	South Carolina St.	60 49										
192	H	Hampton	55 51	334	H	Florida A&M	56 52										
247	A	UMES	59 58	192	A	Hampton	46 75										
244	A	Howard	49 55	274	A	Norfolk St.	55 61										

Non-Div I Games: Columbia (SC) 68 52 Allen 91 48

Savannah St.

■ Loss,
 ■ Non-Conf,
 ■ S Site,
 ■ Home
 ■ Away
 N Neutral

Average RPI Win:	291	WON-LOST	WINNING	LAST 10	STRENGTH OF	OPP. STRENGTH	TEAM	ADJ.	CONF.	ADJ CONF.
Average RPI Loss:	147	RECORD	PCT. RANK	GAMES	SCHEDULE	OF SCHEDULE	RPI	RPI	RPI	RPI
DIV. I ONLY	12- 15	205	7- 3	231	296	219	219	29	29	
DIV. I NON-CONF.	3- 12	288	0- 0	134	237	275	275	29	29	
TOTALS	RPI 1-25	RPI 26-50	W-L RECORDS	RPI 51-100	RPI 101-150	RPI 150+				
12- 15	0- 1	0- 1	OVERALL	0- 3	0- 2	12- 8				
6- 6	0- 1	0- 0	HOME	0- 0	0- 1	6- 4				
6- 9	0- 0	0- 1	AWAY	0- 3	0- 1	6- 4				
0- 0	0- 0	0- 0	NEUTRAL	0- 0	0- 0	0- 0				
3- 12	0- 1	0- 1	NON-CONFERENCE	0- 3	0- 2	3- 5				
2- 5	0- 1	0- 0	HOME	0- 0	0- 1	2- 3				
1- 7	0- 0	0- 1	AWAY	0- 3	0- 1	1- 2				
0- 0	0- 0	0- 0	NEUTRAL	0- 0	0- 0	0- 0				
9- 3	0- 0	0- 0	CONFERENCE	0- 0	0- 0	9- 3				
4- 1	0- 0	0- 0	HOME	0- 0	0- 0	4- 1				
5- 2	0- 0	0- 0	AWAY	0- 0	0- 0	5- 2				
0- 0	0- 0	0- 0	NEUTRAL	0- 0	0- 0	0- 0				

RPI 1-25				RPI 26-50				RPI 51-100				RPI 101+ Team's RPI: 219			
RPI	S	Opponent	Score	RPI	S	Opponent	Score	RPI	S	Opponent	Score	RPI	S	Opponent	Score
7	H	Washington	64 94	47	A	Colorado St.	62 66	73	A	Boise St.	68 73	129	H	Idaho	64 68
								81	A	Montana St.	56 75	141	A	San Francisco	59 73
								88	A	SMU	43 77	160	A	New Mexico St.	69 73
												170	H	CSUN	64 68
												174	A	UC Riverside	54 58
												204	H	Loyola Marymount	59 62
												215	A	Grand Canyon	77 82
												215	H	Grand Canyon	86 60
												227	A	San Diego	44 67
												229	A	UTRGV	67 54
												229	H	UTRGV	57 58
												236	H	UC Santa Barbara	58 53
												255	H	Portland St.	71 79
												268	A	CSU Bakersfield	63 52
												268	H	CSU Bakersfield	54 47
												303	A	Denver	75 72
												323	A	UMKC	75 65
												323	H	UMKC	74 52
												328	A	Utah Valley	69 51
												330	H	Montana	60 44
												337	A	Chicago St.	64 51
												337	H	Chicago St.	82 53
LAST 12 Division I GAMES:															
229	H	UTRGV	57 58	229	A	UTRGV	67 54	160	A	New Mexico St.	69 73	215	H	Grand Canyon	86 60
268	A	CSU Bakersfield	63 52	215	A	Grand Canyon	77 82	337	A	Chicago St.	64 51	323	A	UMKC	75 65
215	A	Grand Canyon	77 82	337	H	Chicago St.	82 53	268	H	CSU Bakersfield	54 47				
323	H	UMKC	74 52												
337	H	Chicago St.	82 53												
328	A	Utah Valley	69 51												

Non-Div I Games:

Seattle U

■ Loss,
■ Non-Conf,
■ S Site,
■ H Home
■ A Away
N Neutral

Average RPI Win:	199	WON-LOST	WINNING	LAST 10	STRENGTH OF	OPP. STRENGTH	TEAM	ADJ.	CONF.	ADJ CONF.
Average RPI Loss:	88	RECORD	PCT. RANK	GAMES	SCHEDULE	OF SCHEDULE	RPI	RPI	RPI	RPI
DIV. I ONLY	11- 17	236	3- 7	126	74	209	209	7	7	
DIV. I NON-CONF.	7- 4	114	0- 0	258	130	164	164	7	7	
TOTALS	RPI 1-25	RPI 26-50	W-L RECORDS	RPI 51-100	RPI 101-150	RPI 150+				
11- 17	0- 4	0- 2	OVERALL	2- 6	1- 1	8- 4				
10- 6	0- 2	0- 1	HOME	2- 3	1- 0	7- 0				
1- 11	0- 2	0- 1	AWAY	0- 3	0- 1	1- 4				
0- 0	0- 0	0- 0	NEUTRAL	0- 0	0- 0	0- 0				
7- 4	0- 0	0- 0	NON-CONFERENCE	1- 2	1- 1	5- 1				
6- 1	0- 0	0- 0	HOME	1- 1	1- 0	4- 0				
1- 3	0- 0	0- 0	AWAY	0- 1	0- 1	1- 1				
0- 0	0- 0	0- 0	NEUTRAL	0- 0	0- 0	0- 0				
4- 13	0- 4	0- 2	CONFERENCE	1- 4	0- 0	3- 3				
4- 5	0- 2	0- 1	HOME	1- 2	0- 0	3- 0				
0- 8	0- 2	0- 1	AWAY	0- 2	0- 0	0- 3				
0- 0	0- 0	0- 0	NEUTRAL	0- 0	0- 0	0- 0				

RPI 1-25				RPI 26-50				RPI 51-100				RPI 101+ Team's RPI: 209			
RPI	S	Opponent	Score	RPI	S	Opponent	Score	RPI	S	Opponent	Score	RPI	S	Opponent	Score
18	A	Creighton	44 61	41	A	Marquette	60 103	58	A	Villanova	52 69	110	A	Princeton	67 94
18	H	Creighton	60 70	41	H	Marquette	77 83	58	H	Villanova	52 87	112	H	Rider	89 81
19	A	DePaul	60 86					61	A	Georgetown	58 77	164	H	Boston College	71 66
19	H	DePaul	65 96					61	H	Georgetown	60 77	175	A	Providence	57 74
								68	H	Wake Forest	70 63	175	H	Providence	55 43
								70	H	St. John's (NY)	64 59	187	A	Xavier	64 72
								78	A	Minnesota	57 90	187	H	Xavier	71 62
								94	H	UT Arlington	61 86	214	A	Rutgers	45 53
												223	A	Marist	76 63
												250	A	Butler	58 79
												250	H	Butler	65 63
												284	H	Savannah St.	74 60
												319	H	Central Conn. St.	78 70
												332	H	LIU Brooklyn	77 59
LAST 12 Division I GAMES:															
175	A	Providence	57 74	250	H	Butler	65 63								
18	A	Creighton	44 61	187	H	Xavier	71 62								
58	H	Villanova	52 87	18	H	Creighton	60 70								
61	H	Georgetown	60 77	175	H	Providence	55 43								
19	A	DePaul	60 86	61	A	Georgetown	58 77								
41	A	Marquette	60 103	58	A	Villanova	52 69								

Non-Div I Games:

Seton Hall

■ Loss,
 ■ Non-Conf,
 ■ S Site,
 ■ H Home
 ■ A Away
 N Neutral

Average RPI Win: 236	WON-LOST	WINNING	LAST 10	STRENGTH OF	OPP. STRENGTH	TEAM	ADJ.	CONF.	ADJ CONF.
Average RPI Loss: 124	RECORD	PCT. RANK	GAMES	SCHEDULE	OF SCHEDULE	RPI	RPI	RPI	RPI
DIV. I ONLY	12- 15	205	7- 3	109	225	178	178	18	18
DIV. I NON-CONF.	1- 8	314	0- 0	27	201	247	247	17	17
TOTALS	RPI 1-25	RPI 26-50	W-L RECORDS	RPI 51-100	RPI 101-150	RPI 150+			
12- 15	0- 0	0- 4	OVERALL	0- 2	1- 3	11- 6			
7- 6	0- 0	0- 2	HOME	0- 1	0- 1	7- 2			
5- 9	0- 0	0- 2	AWAY	0- 1	1- 2	4- 4			
0- 0	0- 0	0- 0	NEUTRAL	0- 0	0- 0	0- 0			
1- 8	0- 0	0- 2	NON-CONFERENCE	0- 2	0- 1	1- 3			
1- 3	0- 0	0- 1	HOME	0- 1	0- 0	1- 1			
0- 5	0- 0	0- 1	AWAY	0- 1	0- 1	0- 2			
0- 0	0- 0	0- 0	NEUTRAL	0- 0	0- 0	0- 0			
11- 7	0- 0	0- 2	CONFERENCE	0- 0	1- 2	10- 3			
6- 3	0- 0	0- 1	HOME	0- 0	0- 1	6- 1			
5- 4	0- 0	0- 1	AWAY	0- 0	1- 1	4- 2			
0- 0	0- 0	0- 0	NEUTRAL	0- 0	0- 0	0- 0			

RPI S	Opponent	Score	RPI S	Opponent	Score	RPI S	Opponent	Score	RPI S	Opponent	Score	Team's RPI: 178
27	H Harvard	58 65	29	A Syracuse	65 102	42	A Quinnipiac	47 73	42	H Quinnipiac	60 76	
27	H Harvard	58 65	79	H New Hampshire	67 77	112	A Rider	70 72	112	H Rider	61 62	
29	A Syracuse	65 102	97	A FGCU	42 66	133	A Albany (NY)	86 88	149	A Iona	58 46	
42	A Quinnipiac	47 73				156	A Northeastern	50 61	180	H Hartford	76 80	
42	H Quinnipiac	60 76				181	A Fairfield	57 61	181	H Fairfield	67 52	
						194	A Sacred Heart	58 62	223	A Marist	69 68	
						223	H Marist	59 70	225	A Monmouth	91 86	
						225	H Monmouth	85 76	237	A Niagara	70 68	
						237	H Niagara	71 53	237	H Niagara	71 53	
						248	H Colgate	71 63	259	A Manhattan	66 68	
						259	H Manhattan	67 62	264	A Canisius	77 67	
						264	H Canisius	67 42	264	H Canisius	67 42	
						325	H Saint Peter's	80 55				
LAST 12 Division I GAMES:												
264	A Canisius	77 67	225	A Monmouth	91 86	264	H Canisius	67 42				
237	A Niagara	70 68	223	A Marist	69 68	325	H Saint Peter's	80 55				
42	H Quinnipiac	60 76	225	H Monmouth	85 76							
259	H Manhattan	67 62	149	A Iona	58 46							
112	A Rider	70 72										
223	H Marist	59 70										

Non-Div I Games:

Siena

■ Loss,
■ Non-Conf,
■ S Site,
■ H Home
■ A Away
N Neutral

Average RPI Win:	251	WON-LOST	WINNING	LAST 10	STRENGTH OF	OPP. STRENGTH	TEAM	ADJ.	CONF.	ADJ CONF.
Average RPI Loss:	150	RECORD	PCT. RANK	GAMES	SCHEDULE	OF SCHEDULE	RPI	RPI	RPI	RPI
DIV. I ONLY	7- 17	285	2- 8	153	244	246	246	21	21	
DIV. I NON-CONF.	3- 6	230	0- 0	92	196	190	190	19	19	
TOTALS	RPI 1-25	RPI 26-50	W-L RECORDS	RPI 51-100	RPI 101-150	RPI 150+				
7- 17	0- 0	0- 1	OVERALL	0- 4	0- 5	7- 7				
2- 8	0- 0	0- 1	HOME	0- 1	0- 2	2- 4				
4- 8	0- 0	0- 0	AWAY	0- 2	0- 3	4- 3				
1- 1	0- 0	0- 0	NEUTRAL	0- 1	0- 0	1- 0				
3- 6	0- 0	0- 1	NON-CONFERENCE	0- 2	0- 2	3- 1				
1- 2	0- 0	0- 1	HOME	0- 0	0- 1	1- 0				
1- 3	0- 0	0- 0	AWAY	0- 1	0- 1	1- 1				
1- 1	0- 0	0- 0	NEUTRAL	0- 1	0- 0	1- 0				
4- 11	0- 0	0- 0	CONFERENCE	0- 2	0- 3	4- 6				
1- 6	0- 0	0- 0	HOME	0- 1	0- 1	1- 4				
3- 5	0- 0	0- 0	AWAY	0- 1	0- 2	3- 2				
0- 0	0- 0	0- 0	NEUTRAL	0- 0	0- 0	0- 0				

RPI S	Opponent	Score	RPI S	Opponent	Score	RPI S	Opponent	Score	RPI S	Opponent	Score	Team's RPI: 246
			37 H	North Carolina St.	31 74	51 A	Little Rock	54 71	106 A	UCF	58 70	
						84 N	Florida	33 85	107 A	Troy	71 75	
						93 A	Jacksonville	55 62	107 H	Troy	57 73	
						94 H	UT Arlington	49 73	123 H	Southern Miss.	48 57	
									149 A	Louisiana	38 62	
									168 A	Texas St.	39 55	
									168 H	Texas St.	44 57	
									182 A	UAB	41 66	
									201 A	New Orleans	65 62	
									212 H	Appalachian St.	54 41	
									226 A	Ga. Southern	55 46	
									226 H	Ga. Southern	45 53	
									228 H	Southern U.	55 48	
									263 A	Georgia St.	77 47	
									263 H	Georgia St.	45 55	
									273 H	Coastal Caro.	45 61	
									299 N	North Florida	62 55	
									321 A	Arkansas St.	53 56	
									331 A	La.-Monroe	74 44	
LAST 12 Division I GAMES:												
			168 A	Texas St.	39 55	226 H	Ga. Southern	45 53				
			212 H	Appalachian St.	54 41	263 H	Georgia St.	45 55				
			273 H	Coastal Caro.	45 61	51 A	Little Rock	54 71				
			331 A	La.-Monroe	74 44	321 A	Arkansas St.	53 56				
			149 A	Louisiana	38 62	168 H	Texas St.	44 57				
			107 A	Troy	71 75	94 H	UT Arlington	49 73				

Non-Div I Games: Spring Hill 38 33 William Carey 62 39

South Ala.

Loss, Non-Conf, S Site, H Home A Away N Neutral

Average RPI Win:	91	WON-LOST	WINNING	LAST 10	STRENGTH OF	OPP. STRENGTH	TEAM	ADJ.	CONF.	ADJ CONF.
Average RPI Loss:	14	RECORD	PCT. RANK	GAMES	SCHEDULE	OF SCHEDULE	RPI	RPI	RPI	RPI
DIV. I ONLY	23- 4	11	7- 3	7	1	4	4	2	2	
DIV. I NON-CONF.	10- 2	32	0- 1	12	2	3	3	2	2	
TOTALS	RPI 1-25	RPI 26-50	W-L RECORDS	RPI 51-100	RPI 101-150	RPI 150+				
23- 4	7- 4	3- 0	OVERALL	5- 0	4- 0	4- 0				
12- 1	2- 1	1- 0	HOME	3- 0	4- 0	2- 0				
10- 3	4- 3	2- 0	AWAY	2- 0	0- 0	2- 0				
1- 0	1- 0	0- 0	NEUTRAL	0- 0	0- 0	0- 0				
10- 2	4- 2	0- 0	NON-CONFERENCE	1- 0	2- 0	3- 0				
6- 0	1- 0	0- 0	HOME	1- 0	2- 0	2- 0				
3- 2	2- 2	0- 0	AWAY	0- 0	0- 0	1- 0				
1- 0	1- 0	0- 0	NEUTRAL	0- 0	0- 0	0- 0				
13- 2	3- 2	3- 0	CONFERENCE	4- 0	2- 0	1- 0				
6- 1	1- 1	1- 0	HOME	2- 0	2- 0	0- 0				
7- 1	2- 1	2- 0	AWAY	2- 0	0- 0	1- 0				
0- 0	0- 0	0- 0	NEUTRAL	0- 0	0- 0	0- 0				

RPI	S	Opponent	Score	RPI	S	Opponent	Score	RPI	S	Opponent	Score	RPI	S	Opponent	Score
1	A	UConn	55 66	33	A	LSU	84 61	78	H	Minnesota	98 58	115	H	Clemson	83 61
3	H	Mississippi St.	64 61	43	A	Auburn	73 47	83	A	Georgia	62 44	120	H	Ole Miss	65 46
8	A	Duke	63 74	43	H	Auburn	60 41	83	H	Georgia	66 63	127	H	Alabama	93 45
10	A	Texas	76 67					84	A	Florida	81 62	142	H	Maine	79 42
12	H	UCLA	66 57					91	H	Vanderbilt	82 51	153	A	Arkansas	79 49
13	N	Louisville	83 59									192	H	Hampton	92 38
14	A	Kentucky	75 63									284	A	Savannah St.	70 30
22	A	Missouri	60 62									325	H	Saint Peter's	93 38
23	H	Tennessee	74 76												
24	A	Ohio St.	92 80												
25	A	Texas A&M	80 64												
LAST 12 Division I GAMES:															
25	A	Texas A&M	80 64	14	A	Kentucky	75 63								
22	A	Missouri	60 62	23	H	Tennessee	74 76								
91	H	Vanderbilt	82 51	83	A	Georgia	62 44								
1	A	UConn	55 66	3	H	Mississippi St.	64 61								
43	H	Auburn	60 41	120	H	Ole Miss	65 46								
153	A	Arkansas	79 49	33	A	LSU	84 61								

Non-Div I Games:

South Carolina

Average RPI Win: 305		WON-LOST	WINNING	LAST 10	STRENGTH OF	OPP. STRENGTH	TEAM	ADJ.	CONF.	ADJ CONF.
Average RPI Loss: 241		RECORD	PCT. RANK	GAMES	SCHEDULE	OF SCHEDULE	RPI	RPI	RPI	RPI
DIV. I ONLY		3- 20	331	2- 8	345	325	347	347	32	32
DIV. I NON-CONF.		1- 8	314	0- 0	338	207	345	345	31	31
TOTALS	RPI 1-25	RPI 26-50		W-L RECORDS		RPI 51-100	RPI 101-150	RPI 150+		
3- 20	0- 0	0- 0		OVERALL		0- 1	0- 2	3- 17		
1- 7	0- 0	0- 0		HOME		0- 0	0- 0	1- 7		
2- 12	0- 0	0- 0		AWAY		0- 1	0- 2	2- 9		
0- 1	0- 0	0- 0		NEUTRAL		0- 0	0- 0	0- 1		
1- 8	0- 0	0- 0		NON-CONFERENCE		0- 1	0- 2	1- 5		
0- 1	0- 0	0- 0		HOME		0- 0	0- 0	0- 1		
1- 6	0- 0	0- 0		AWAY		0- 1	0- 2	1- 3		
0- 1	0- 0	0- 0		NEUTRAL		0- 0	0- 0	0- 1		
2- 12	0- 0	0- 0		CONFERENCE		0- 0	0- 0	2- 12		
1- 6	0- 0	0- 0		HOME		0- 0	0- 0	1- 6		
1- 6	0- 0	0- 0		AWAY		0- 0	0- 0	1- 6		
0- 0	0- 0	0- 0		NEUTRAL		0- 0	0- 0	0- 0		

[illegible]

Non-Div I Games:	St. Andrews	72	35	Morris	85	57
------------------	-------------	----	----	--------	----	----

South Carolina St.

■ Loss, ■ Non-Conf, S Site, H Home A Away N Neutral

South Dakota

Through Games Of Feb. 23, 2017

Average RPI Win:	190	WON-LOST	WINNING	LAST 10	STRENGTH OF	OPP. STRENGTH	TEAM	ADJ.	CONF.	ADJ CONF.
Average RPI Loss:	123	RECORD	PCT. RANK	GAMES	SCHEDULE	OF SCHEDULE	RPI	RPI	RPI	RPI
DIV. I ONLY	20- 6	33	7- 3	207	119	63	63	11	11	
DIV. I NON-CONF.	9- 2	37	0- 0	163	133	42	42	10	10	
TOTALS	RPI 1-25	RPI 26-50	W-L RECORDS	RPI 51-100	RPI 101-150	RPI 150+				
20- 6	0- 0	1- 1	OVERALL	3- 2	2- 1	14- 2				
10- 1	0- 0	1- 0	HOME	2- 1	1- 0	6- 0				
7- 5	0- 0	0- 1	AWAY	0- 1	1- 1	6- 2				
3- 0	0- 0	0- 0	NEUTRAL	1- 0	0- 0	2- 0				
9- 2	0- 0	0- 0	NON-CONFERENCE	2- 0	0- 1	7- 1				
3- 0	0- 0	0- 0	HOME	1- 0	0- 0	2- 0				
3- 2	0- 0	0- 0	AWAY	0- 0	0- 1	3- 1				
3- 0	0- 0	0- 0	NEUTRAL	1- 0	0- 0	2- 0				
11- 4	0- 0	1- 1	CONFERENCE	1- 2	2- 0	7- 1				
7- 1	0- 0	1- 0	HOME	1- 1	1- 0	4- 0				
4- 3	0- 0	0- 1	AWAY	0- 1	1- 0	3- 1				
0- 0	0- 0	0- 0	NEUTRAL	0- 0	0- 0	0- 0				

RPI S	Opponent	Score	RPI S	Opponent	Score	RPI S	Opponent	Score	RPI S	Opponent	Score
35	A South Dakota St.	58 70	35	H South Dakota St.	65 62	55	A IUPUI	42 63	114	A Wyoming	62 69
						55	H IUPUI	75 62	148	A Oral Roberts	69 47
						80	N Northern Ill.	97 83	148	H Oral Roberts	79 50
						86	H Western Ill.	78 86	153	A Arkansas	67 70
						99	H SFA	80 74	155	A Omaha	60 52
									155	H Omaha	91 56
									162	A Tulsa	71 68
									174	A UC Riverside	61 55
									185	N Southern Ill.	68 57
									196	H San Jose St.	84 69
									200	H Illinois	77 68
									202	N SIUE	75 68
									268	A CSU Bakersfield	75 60
									292	A North Dakota St.	73 83
									292	H North Dakota St.	80 48
									303	A Denver	53 44
									303	H Denver	70 64
									320	A Fort Wayne	82 55
									320	H Fort Wayne	87 59
LAST 12 Division I GAMES:											
55	A IUPUI	42 63	86	H Western Ill.	78 86						
155	H Omaha	91 56	292	H North Dakota St.	80 48						
148	H Oral Roberts	79 50	320	H Fort Wayne	87 59						
320	A Fort Wayne	82 55	155	A Omaha	60 52						
35	A South Dakota St.	58 70	148	A Oral Roberts	69 47						
303	A Denver	53 44	55	H IUPUI	75 62						

Non-Div I Games: Concordia-St. Paul 83 58 Northwestern (IA) 100 57

South Dakota

Average RPI Win:	179	WON-LOST	WINNING	LAST 10	STRENGTH OF	OPP. STRENGTH	TEAM	ADJ.	CONF.	ADJ CONF.
Average RPI Loss:	60	RECORD	PCT. RANK	GAMES	SCHEDULE	OF SCHEDULE	RPI	RPI	RPI	RPI
DIV. I ONLY	21- 7	46	7- 3	81	110	35	35	11	11	
DIV. I NON-CONF.	9- 3	63	0- 0	22	38	12	12	10	10	
TOTALS	RPI 1-25	RPI 26-50	W-L RECORDS	RPI 51-100	RPI 101-150	RPI 150+				
21- 7	1- 2	1- 1	OVERALL	5- 3	3- 0	11- 1				
12- 1	1- 0	1- 1	HOME	3- 0	1- 0	6- 0				
8- 6	0- 2	0- 0	AWAY	2- 3	2- 0	4- 1				
1- 0	0- 0	0- 0	NEUTRAL	0- 0	0- 0	1- 0				
9- 3	1- 2	1- 1	NON-CONFERENCE	2- 0	1- 0	4- 0				
4- 1	1- 0	1- 1	HOME	0- 0	0- 0	2- 0				
4- 2	0- 2	0- 0	AWAY	2- 0	1- 0	1- 0				
1- 0	0- 0	0- 0	NEUTRAL	0- 0	0- 0	1- 0				
12- 4	0- 0	0- 0	CONFERENCE	3- 3	2- 0	7- 1				
8- 0	0- 0	0- 0	HOME	3- 0	1- 0	4- 0				
4- 4	0- 0	0- 0	AWAY	0- 3	1- 0	3- 1				
0- 0	0- 0	0- 0	NEUTRAL	0- 0	0- 0	0- 0				

RPI 1-25				RPI 26-50				Team's RPI: 35	RPI 51-100				RPI 101+			
RPI	S	Opponent	Score	RPI	S	Opponent	Score		RPI	S	Opponent	Score	RPI	S	Opponent	Score
13	A	Louisville	30 83	31	H	Green Bay	43 67		53	A	Iowa	66 64	124	A	North Dakota	83 72
15	A	Oklahoma	60 74	46	H	George Washington	60 55		55	A	IUPUI	59 64	148	A	Oral Roberts	78 57
18	H	Creighton	63 56						55	H	IUPUI	68 49	148	H	Oral Roberts	82 35
									60	A	UNI	61 50	155	A	Omaha	82 83
									63	A	South Dakota	62 65	155	H	Omaha	76 64
									63	H	South Dakota	70 58	198	A	Wichita St.	78 58
									86	A	Western Ill.	77 83	202	H	SIUE	82 49
									86	H	Western Ill.	73 58	252	H	Ark.-Pine Bluff	103 45
													292	A	North Dakota St.	69 66
													292	H	North Dakota St.	70 44
													303	A	Denver	72 63
													303	H	Denver	78 54
													320	A	Fort Wayne	76 59
													320	H	Fort Wayne	73 51
													330	N	Montana	84 43
LAST 12 Division I GAMES:																
303	H	Denver	78 54	292	H	North Dakota St.	70 44		155	A	Omaha	82 83				
320	A	Fort Wayne	76 59	86	H	Western Ill.	73 58		303	A	Denver	72 63				
86	A	Western Ill.	77 83	148	H	Oral Roberts	82 35		55	H	IUPUI	68 49				
55	A	IUPUI	59 64	63	H	South Dakota	70 58									

Non-Div I Games:

South Dakota St.

■ Loss,
 ■ Non-Conf, S Site,
 ■ Home
 ■ Away
 N Neutral

Average RPI Win:	154	WON-LOST	WINNING	LAST 10	STRENGTH OF	OPP. STRENGTH	TEAM	ADJ.	CONF.	ADJ CONF.
Average RPI Loss:	69	RECORD	PCT. RANK	GAMES	SCHEDULE	OF SCHEDULE	RPI	RPI	RPI	RPI
DIV. I ONLY	21- 6	27	6- 4	69	72	32	32	5	5	
DIV. I NON-CONF.	11- 2	23	0- 1	135	143	53	53	5	5	
TOTALS	RPI 1-25	RPI 26-50	W-L RECORDS	RPI 51-100	RPI 101-150	RPI 150+				
21- 6	1- 3	0- 0	OVERALL	6- 0	3- 2	11- 1				
10- 3	0- 2	0- 0	HOME	2- 0	2- 1	6- 0				
7- 2	1- 1	0- 0	AWAY	2- 0	0- 0	4- 1				
4- 1	0- 0	0- 0	NEUTRAL	2- 0	1- 1	1- 0				
11- 2	0- 1	0- 0	NON-CONFERENCE	3- 0	2- 1	6- 0				
5- 1	0- 1	0- 0	HOME	1- 0	1- 0	3- 0				
2- 0	0- 0	0- 0	AWAY	0- 0	0- 0	2- 0				
4- 1	0- 0	0- 0	NEUTRAL	2- 0	1- 1	1- 0				
10- 4	1- 2	0- 0	CONFERENCE	3- 0	1- 1	5- 1				
5- 2	0- 1	0- 0	HOME	1- 0	1- 1	3- 0				
5- 2	1- 1	0- 0	AWAY	2- 0	0- 0	2- 1				
0- 0	0- 0	0- 0	NEUTRAL	0- 0	0- 0	0- 0				

RPI 1-25				RPI 26-50				Team's RPI: 32				RPI 51-100				RPI 101+			
RPI	S	Opponent	Score	RPI	S	Opponent	Score					RPI	S	Opponent	Score	RPI	S	Opponent	Score
1	A	UConn	37 102									54	A	Tulane	62 53	106	H	UCF	62 66
13	H	Louisville	52 66									54	H	Tulane	66 56	109	N	Long Beach St.	68 73
20	A	Temple	55 51									83	N	Georgia	81 65	111	N	North Carolina	83 55
20	H	Temple	71 77									88	A	SMU	52 51	118	H	Stetson	74 60
												93	H	Jacksonville	64 52	145	H	Cincinnati	72 52
												95	N	UNLV	77 42	151	N	Santa Clara	63 54
																154	A	East Carolina	76 66
																154	H	East Carolina	79 48
																162	H	Tulsa	84 68
																167	A	Memphis	57 62
																167	H	Memphis	79 49
																172	A	Houston	79 50
																242	H	Saint Francis (PA)	129 80
																250	A	Butler	74 59
																291	H	FIU	91 41
																299	H	North Florida	78 42
																321	A	Arkansas St.	78 59
LAST 12 Division I GAMES:																			
172	A	Houston	79 50	145	H	Cincinnati	72 52												
20	H	Temple	71 77	20	A	Temple	55 51												
106	H	UCF	62 66	88	A	SMU	52 51												
54	H	Tulane	66 56	13	H	Louisville	52 66												
154	A	East Carolina	76 66	167	H	Memphis	79 49												
167	A	Memphis	57 62	154	H	East Carolina	79 48												

Non-Div I Games:

South Fla.

■ Loss,
 ■ Non-Conf,
 ■ S Site,
 ■ Home
 ■ A Away
 N Neutral

Average RPI Win:	270	WON-LOST	WINNING	LAST 10	STRENGTH OF	OPP. STRENGTH	TEAM	ADJ.	CONF.	ADJ CONF.
Average RPI Loss:	188	RECORD	PCT. RANK	GAMES	SCHEDULE	OF SCHEDULE	RPI	RPI	RPI	RPI
DIV. I ONLY	11- 15	214	5- 5	297	290	265	265	26	26	
DIV. I NON-CONF.	4- 7	224	0- 0	269	291	288	288	26	26	
TOTALS	RPI 1-25	RPI 26-50	W-L RECORDS	RPI 51-100	RPI 101-150	RPI 150+				
11- 15	0- 0	0- 0	OVERALL	0- 2	0- 3	11- 10				
4- 8	0- 0	0- 0	HOME	0- 1	0- 2	4- 5				
6- 6	0- 0	0- 0	AWAY	0- 1	0- 0	6- 5				
1- 1	0- 0	0- 0	NEUTRAL	0- 0	0- 1	1- 0				
4- 7	0- 0	0- 0	NON-CONFERENCE	0- 1	0- 3	4- 3				
2- 3	0- 0	0- 0	HOME	0- 1	0- 2	2- 0				
1- 3	0- 0	0- 0	AWAY	0- 0	0- 0	1- 3				
1- 1	0- 0	0- 0	NEUTRAL	0- 0	0- 1	1- 0				
7- 8	0- 0	0- 0	CONFERENCE	0- 1	0- 0	7- 7				
2- 5	0- 0	0- 0	HOME	0- 0	0- 0	2- 5				
5- 3	0- 0	0- 0	AWAY	0- 1	0- 0	5- 2				
0- 0	0- 0	0- 0	NEUTRAL	0- 0	0- 0	0- 0				

RPI 1-25				RPI 26-50				RPI 51-100				RPI 101+ Team's RPI: 265					
RPI	S	Opponent	Score	RPI	S	Opponent	Score	RPI	S	Opponent	Score	RPI	S	Opponent	Score		
								59	A	Belmont	77	89	102	H	Saint Louis	50	89
								86	H	Western Ill.	87	100	145	H	Cincinnati	75	83
													149	N	Louisiana	78	82
													167	A	Memphis	63	65
													171	H	Morehead St.	72	82
													185	A	Southern Ill.	70	77
													187	A	Xavier	48	54
													202	A	SIUE	69	70
													202	H	SIUE	78	74
													241	A	UT Martin	82	79
													241	H	UT Martin	73	82
													249	A	Jacksonville St.	65	58
													256	A	Tennessee St.	75	67
													260	A	Evansville	76	74
													261	A	Murray St.	80	67
													261	H	Murray St.	79	70
													267	H	Tennessee Tech	63	74
													269	A	Austin Peay	74	84
													290	H	Lipscomb	79	63
													294	A	Eastern Ill.	107	65
													294	H	Eastern Ill.	62	71
													302	H	Eastern Ky.	63	74
													307	N	Alcorn	68	50
													349	H	Alabama A&M	75	47
LAST 12 Division I GAMES:																	
				261	A	Murray St.	80	67					269	A	Austin Peay	74	84
				241	H	UT Martin	73	82					261	H	Murray St.	79	70
				294	A	Eastern Ill.	107	65					294	H	Eastern Ill.	62	71
				202	H	SIUE	78	74					202	A	SIUE	69	70
				171	H	Morehead St.	72	82					241	A	UT Martin	82	79
				249	A	Jacksonville St.	65	58					59	A	Belmont	77	89

Non-Div I Games: Hannibal-La Grange 99 52 Stephens College 107 59

Southeast Mo. St.

Loss, Non-Conf, S Site, H Home A Away N Neutral

Average RPI Win:	261	WON-LOST	WINNING	LAST 10	STRENGTH OF	OPP. STRENGTH	TEAM	ADJ.	CONF.	ADJ CONF.
Average RPI Loss:	194	RECORD	PCT. RANK	GAMES	SCHEDULE	OF SCHEDULE	RPI	RPI	RPI	RPI
DIV. I ONLY	4- 22	328	2- 8	236	298	327	327	27	27	
DIV. I NON-CONF.	1- 9	323	0- 0	101	173	295	295	27	27	
TOTALS	RPI 1-25	RPI 26-50	W-L RECORDS	RPI 51-100	RPI 101-150	RPI 150+				
4- 22	0- 1	0- 1	OVERALL	0- 3	0- 6	4- 11				
3- 8	0- 0	0- 0	HOME	0- 1	0- 2	3- 5				
1- 14	0- 1	0- 1	AWAY	0- 2	0- 4	1- 6				
0- 0	0- 0	0- 0	NEUTRAL	0- 0	0- 0	0- 0				
1- 9	0- 1	0- 1	NON-CONFERENCE	0- 2	0- 2	1- 3				
1- 1	0- 0	0- 0	HOME	0- 0	0- 0	1- 1				
0- 8	0- 1	0- 1	AWAY	0- 2	0- 2	0- 2				
0- 0	0- 0	0- 0	NEUTRAL	0- 0	0- 0	0- 0				
3- 13	0- 0	0- 0	CONFERENCE	0- 1	0- 4	3- 8				
2- 7	0- 0	0- 0	HOME	0- 1	0- 2	2- 4				
1- 6	0- 0	0- 0	AWAY	0- 0	0- 2	1- 4				
0- 0	0- 0	0- 0	NEUTRAL	0- 0	0- 0	0- 0				

RPI 1-25				RPI 26-50				RPI 51-100				RPI 101+ Team's RPI: 327			
RPI	S	Opponent	Score	RPI	S	Opponent	Score	RPI	S	Opponent	Score	RPI	S	Opponent	Score
5	A	Baylor	38 109	47	A	Colorado St.	31 77	72	A	Colorado	54 112	101	H	Abilene Christian	57 82
								84	A	Florida	51 102	120	A	Ole Miss	31 81
								99	H	SFA	62 92	122	A	Central Ark.	55 77
												122	H	Central Ark.	64 78
												130	A	Lamar University	68 86
												149	A	Louisiana	77 86
												172	A	Houston	80 83
												191	H	Bethune-Cookman	75 63
												201	H	New Orleans	85 70
												213	H	Grambling	71 87
												280	H	McNeese	83 86
												293	A	A&M-Corpus Christi	61 77
												293	H	A&M-Corpus Christi	53 69
												309	H	Nicholls St.	60 76
												314	A	Northwestern St.	71 89
												314	H	Northwestern St.	69 58
												329	A	Incarnate Word	56 96
												329	H	Incarnate Word	76 85
												339	A	Houston Baptist	87 71
												340	A	Sam Houston St.	61 68
												346	A	Jackson St.	66 83
LAST 12 Division I GAMES:															
				122	H	Central Ark.	64 78					309	H	Nicholls St.	60 76
				99	H	SFA	62 92					340	A	Sam Houston St.	61 68
				314	A	Northwestern St.	71 89					314	H	Northwestern St.	69 58
				201	H	New Orleans	85 70					329	A	Incarnate Word	56 96
				293	H	A&M-Corpus Christi	53 69					280	H	McNeese	83 86
				122	A	Central Ark.	55 77					293	A	A&M-Corpus Christi	61 77

Non-Div I Games: Mobile 67 52

Southeastern La.

■ Loss,
 ■ Non-Conf, S Site,
 ■ Home
 ■ Away
 N Neutral

Average RPI Win:	153	WON-LOST	WINNING	LAST 10	STRENGTH OF	OPP. STRENGTH	TEAM	ADJ.	CONF.	ADJ CONF.
Average RPI Loss:	35	RECORD	PCT. RANK	GAMES	SCHEDULE	OF SCHEDULE	RPI	RPI	RPI	RPI
DIV. I ONLY	14- 13	165	4- 6	25	13	64	64	1	1	
DIV. I NON-CONF.	9- 2	37	0- 0	148	164	55	55	1	1	
TOTALS	RPI 1-25	RPI 26-50	W-L RECORDS	RPI 51-100	RPI 101-150	RPI 150+				
14- 13	2- 7	1- 2	OVERALL	1- 3	3- 1	7- 0				
8- 6	0- 4	1- 1	HOME	1- 1	3- 0	3- 0				
4- 7	2- 3	0- 1	AWAY	0- 2	0- 1	2- 0				
2- 0	0- 0	0- 0	NEUTRAL	0- 0	0- 0	2- 0				
9- 2	1- 1	0- 0	NON-CONFERENCE	0- 1	1- 0	7- 0				
4- 1	0- 1	0- 0	HOME	0- 0	1- 0	3- 0				
3- 1	1- 0	0- 0	AWAY	0- 1	0- 0	2- 0				
2- 0	0- 0	0- 0	NEUTRAL	0- 0	0- 0	2- 0				
5- 11	1- 6	1- 2	CONFERENCE	1- 2	2- 1	0- 0				
4- 5	0- 3	1- 1	HOME	1- 1	2- 0	0- 0				
1- 6	1- 3	0- 1	AWAY	0- 1	0- 1	0- 0				
0- 0	0- 0	0- 0	NEUTRAL	0- 0	0- 0	0- 0				

RPI	S	Opponent	Score	RPI	S	Opponent	Score	RPI	S	Opponent	Score	RPI	S	Opponent	Score
3	H	Mississippi St.	72 76	28	H	Arizona St.	65 50	66	A	California	56 63	104	A	Washington St.	57 74
6	A	Oregon St.	70 50	30	A	Oregon	50 73	69	H	Utah	53 58	104	H	Washington St.	80 64
6	H	Oregon St.	60 74	30	H	Oregon	53 59	72	H	Colorado	79 54	109	H	Long Beach St.	82 74
7	A	Washington	67 77					95	A	UNLV	66 77	116	H	Arizona	58 54
7	H	Washington	74 87									161	N	Missouri St.	89 67
9	A	Stanford	42 58									174	H	UC Riverside	67 49
12	A	UCLA	67 71									213	H	Grambling	75 64
12	H	UCLA	59 74									258	H	Hawaii	76 44
25	A	Texas A&M	66 62									262	N	Portland	67 54
												289	A	Sacramento St.	111 95
												324	A	UC Irvine	83 45
LAST 12 Division I GAMES:															
7	H	Washington	74 87	28	H	Arizona St.	65 50	116	H	Arizona	58 54	12	A	UCLA	67 71
104	H	Washington St.	80 64	6	A	Oregon St.	70 50	12	H	UCLA	59 74	6	H	Oregon St.	60 74
30	A	Oregon	50 73	66	A	California	56 63	30	H	Oregon	53 59				
9	A	Stanford	42 58												

Non-Div I Games:

Southern California

■ Loss,
 ■ Non-Conf,
 ■ S Site,
 ■ H Home
 ■ A Away
 N Neutral

Average RPI Win:	218	WON-LOST	WINNING	LAST 10	STRENGTH OF	OPP. STRENGTH	TEAM	ADJ.	CONF.	ADJ CONF.
Average RPI Loss:	144	RECORD	PCT. RANK	GAMES	SCHEDULE	OF SCHEDULE	RPI	RPI	RPI	RPI
DIV. I ONLY	11- 13	198	5- 5	160	188	185	185	16	16	
DIV. I NON-CONF.	5- 5	165	0- 0	171	204	165	165	14	14	
TOTALS	RPI 1-25	RPI 26-50	W-L RECORDS	RPI 51-100	RPI 101-150	RPI 150+				
11- 13	0- 1	0- 2	OVERALL	2- 2	0- 0	9- 8				
6- 5	0- 0	0- 1	HOME	1- 0	0- 0	5- 4				
5- 7	0- 1	0- 1	AWAY	1- 1	0- 0	4- 4				
0- 1	0- 0	0- 0	NEUTRAL	0- 1	0- 0	0- 0				
5- 5	0- 1	0- 0	NON-CONFERENCE	1- 1	0- 0	4- 3				
3- 1	0- 0	0- 0	HOME	0- 0	0- 0	3- 1				
2- 3	0- 1	0- 0	AWAY	1- 0	0- 0	1- 2				
0- 1	0- 0	0- 0	NEUTRAL	0- 1	0- 0	0- 0				
6- 8	0- 0	0- 2	CONFERENCE	1- 1	0- 0	5- 5				
3- 4	0- 0	0- 1	HOME	1- 0	0- 0	2- 3				
3- 4	0- 0	0- 1	AWAY	0- 1	0- 0	3- 2				
0- 0	0- 0	0- 0	NEUTRAL	0- 0	0- 0	0- 0				

RPI 1-25				RPI 26-50				RPI 51-100				RPI 101+				Team's RPI: 185	
RPI	S	Opponent	Score	RPI	S	Opponent	Score	RPI	S	Opponent	Score	RPI	S	Opponent	Score		
15	A	Oklahoma	48 80	34	A	Drake	59 75	60	A	UNI	49 79	161	A	Missouri St.	59 73		
				34	H	Drake	60 71	60	H	UNI	64 59	161	H	Missouri St.	60 78		
								63	N	South Dakota	57 68	167	H	Memphis	69 61		
								82	A	Purdue	64 61	182	H	UAB	49 64		
												198	A	Wichita St.	61 58		
												198	H	Wichita St.	77 54		
												202	A	SIUE	59 60		
												205	H	Indiana St.	53 68		
												221	A	Bradley	66 57		
												241	A	UT Martin	68 76		
												260	A	Evansville	60 63		
												260	H	Evansville	61 74		
												261	H	Murray St.	70 63		
												265	H	Southeast Mo. St.	77 70		
												308	A	Illinois St.	63 56		
												315	H	Loyola Chicago	73 57		
												323	A	UMKC	77 69		
LAST 12 Division I GAMES:																	
260	H	Evansville	61 74	221	A	Bradley	66 57										
198	A	Wichita St.	61 58	260	A	Evansville	60 63										
161	A	Missouri St.	59 73	161	H	Missouri St.	60 78										
60	H	UNI	64 59	198	H	Wichita St.	77 54										
34	H	Drake	60 71	34	A	Drake	59 75										
308	A	Illinois St.	63 56	60	A	UNI	49 79										

Non-Div I Games: Brescia 104 35

Southern Ill.

Average RPI Win:	287	WON-LOST	WINNING	LAST 10	STRENGTH OF	OPP. STRENGTH	TEAM	ADJ.	CONF.	ADJ CONF.
Average RPI Loss:	155	RECORD	PCT. RANK	GAMES	SCHEDULE	OF SCHEDULE	RPI	RPI	RPI	RPI
DIV. I ONLY	11- 11	171	6- 4	312	302	228	228	30	30	
DIV. I NON-CONF.	1- 6	310	0- 0	45	6	216	216	30	30	
TOTALS	RPI 1-25	RPI 26-50	W-L RECORDS	RPI 51-100	RPI 101-150	RPI 150+				
11- 11	0- 3	0- 1	OVERALL	0- 0	0- 0	11- 7				
7- 2	0- 0	0- 0	HOME	0- 0	0- 0	7- 2				
4- 8	0- 0	0- 0	AWAY	0- 0	0- 0	4- 1				
0- 1	0- 1	0- 0	NEUTRAL	0- 0	0- 0	0- 0				
1- 6	0- 3	0- 1	NON-CONFERENCE	0- 0	0- 0	1- 2				
1- 0	0- 0	0- 0	HOME	0- 0	0- 0	1- 0				
0- 5	0- 2	0- 1	AWAY	0- 0	0- 0	0- 2				
0- 1	0- 1	0- 0	NEUTRAL	0- 0	0- 0	0- 0				
10- 5	0- 0	0- 0	CONFERENCE	0- 0	0- 0	10- 5				
6- 2	0- 0	0- 0	HOME	0- 0	0- 0	6- 2				
4- 3	0- 0	0- 0	AWAY	0- 0	0- 0	4- 3				
0- 0	0- 0	0- 0	NEUTRAL	0- 0	0- 0	0- 0				

RPI 1-25				RPI 26-50				RPI 51-100				RPI 101+ Team's RPI: 228			
RPI	S	Opponent	Score	RPI	S	Opponent	Score	RPI	S	Opponent	Score	RPI	S	Opponent	Score
12	A	UCLA	47 95	39	A	Michigan St.	55 70					154	A	East Carolina	55 62
24	A	Ohio St.	73 108									191	H	Bethune-Cookman	61 59
25	N	Texas A&M	58 81									213	A	Grambling	71 68
												213	H	Grambling	63 70
												216	H	Texas Southern	71 77
												217	A	Alabama St.	70 75
												217	H	Alabama St.	59 53
												246	A	South Ala.	48 55
												252	A	Ark.-Pine Bluff	59 63
												252	H	Ark.-Pine Bluff	67 50
												282	H	Prairie View	86 72
												305	A	Mississippi Val.	62 51
												305	H	Mississippi Val.	51 44
												307	A	Alcorn	63 69
												346	A	Jackson St.	85 56
												346	H	Jackson St.	80 61
												349	A	Alabama A&M	66 54
												349	H	Alabama A&M	69 57
LAST 12 Division I GAMES:															
217	H	Alabama St.	59 53	307	A	Alcorn	63 69								
349	H	Alabama A&M	69 57	217	A	Alabama St.	70 75								
305	A	Mississippi Val.	62 51	349	A	Alabama A&M	66 54								
252	A	Ark.-Pine Bluff	59 63	305	H	Mississippi Val.	51 44								
346	H	Jackson St.	80 61	252	H	Ark.-Pine Bluff	67 50								
213	H	Grambling	63 70	346	A	Jackson St.	85 56								

Non-Div I Games: Spring Hill 68 53

Southern U.

■ Loss,
 ■ Non-Conf, S Site,
 ■ Home
 ■ Away
 N Neutral

Southern Utah

Through Games Of Feb. 23, 2017

Average RPI Win:	240	WON-LOST	WINNING	LAST 10	STRENGTH OF	OPP. STRENGTH	TEAM	ADJ.	CONF.	ADJ CONF.
Average RPI Loss:	176	RECORD	PCT. RANK	GAMES	SCHEDULE	OF SCHEDULE	RPI	RPI	RPI	RPI
DIV. I ONLY	5- 20	319	1- 9	175	250	287	287	20	20	
DIV. I NON-CONF.	4- 6	209	0- 0	153	230	173	173	18	18	
TOTALS	RPI 1-25	RPI 26-50	W-L RECORDS	RPI 51-100	RPI 101-150	RPI 150+				
5- 20	0- 1	0- 0	OVERALL	0- 2	0- 9	5- 8				
1- 10	0- 0	0- 0	HOME	0- 0	0- 6	1- 4				
4- 10	0- 1	0- 0	AWAY	0- 2	0- 3	4- 4				
0- 0	0- 0	0- 0	NEUTRAL	0- 0	0- 0	0- 0				
4- 6	0- 1	0- 0	NON-CONFERENCE	0- 1	0- 2	4- 2				
0- 3	0- 0	0- 0	HOME	0- 0	0- 1	0- 2				
4- 3	0- 1	0- 0	AWAY	0- 1	0- 1	4- 0				
0- 0	0- 0	0- 0	NEUTRAL	0- 0	0- 0	0- 0				
1- 14	0- 0	0- 0	CONFERENCE	0- 1	0- 7	1- 6				
1- 7	0- 0	0- 0	HOME	0- 0	0- 5	1- 2				
0- 7	0- 0	0- 0	AWAY	0- 1	0- 2	0- 4				
0- 0	0- 0	0- 0	NEUTRAL	0- 0	0- 0	0- 0				

RPI	S	Opponent	Score	RPI	S	Opponent	Score	RPI	S	Opponent	Score	RPI	S	Opponent	Score	Team's RPI: 287
6	A	Oregon St.	38 77					69	A	Utah	43 69	114	A	Wyoming	48 68	
								81	A	Montana St.	68 71	116	H	Arizona	65 77	
												124	A	North Dakota	70 75	
												124	H	North Dakota	65 68	
												125	A	Northern Colo.	55 74	
												125	H	Northern Colo.	53 83	
												128	H	Eastern Wash.	66 67	
												129	H	Idaho	68 85	
												144	H	Idaho St.	68 71	
												170	A	CSUN	77 71	
												183	A	Utah St.	70 54	
												215	H	Grand Canyon	73 76	
												220	H	Weber St.	68 73	
												255	A	Portland St.	74 81	
												255	H	Portland St.	82 64	
												268	A	CSU Bakersfield	65 59	
												289	A	Sacramento St.	69 81	
												296	A	Northern Ariz.	65 77	
												296	H	Northern Ariz.	68 77	
												324	A	UC Irvine	70 58	
												328	H	Utah Valley	64 70	
												330	A	Montana	55 64	
LAST 12 Division I GAMES:																
255	H	Portland St.	82 64	125	A	Northern Colo.	55 74									
296	A	Northern Ariz.	65 77	124	A	North Dakota	70 75									
81	A	Montana St.	68 71	128	H	Eastern Wash.	66 67									
330	A	Montana	55 64	129	H	Idaho	68 85									
144	H	Idaho St.	68 71	255	A	Portland St.	74 81									
220	H	Weber St.	68 73	289	A	Sacramento St.	69 81									

Non-Div I Games: Antelope Valley 89 76

Southern Utah

■ Loss,
 ■ Non-Conf,
 ■ S Site,
 ■ Home
 ■ A Away
 N Neutral

St. Bonaventure

Through Games Of Feb. 23, 2017

Average RPI Win:	225	WON-LOST	WINNING	LAST 10	STRENGTH OF	OPP. STRENGTH	TEAM	ADJ.	CONF.	ADJ CONF.
Average RPI Loss:	137	RECORD	PCT. RANK	GAMES	SCHEDULE	OF SCHEDULE	RPI	RPI	RPI	RPI
DIV. I ONLY	9- 19	264	3- 7	123	162	232	232	12	12	
DIV. I NON-CONF.	5- 7	205	0- 0	156	254	204	204	11	11	
TOTALS	RPI 1-25	RPI 26-50	W-L RECORDS	RPI 51-100	RPI 101-150	RPI 150+				
9- 19	0- 0	0- 2	OVERALL	0- 4	3- 7	6- 6				
6- 7	0- 0	0- 1	HOME	0- 1	2- 3	4- 2				
1- 12	0- 0	0- 1	AWAY	0- 3	0- 4	1- 4				
2- 0	0- 0	0- 0	NEUTRAL	0- 0	1- 0	1- 0				
5- 7	0- 0	0- 0	NON-CONFERENCE	0- 3	2- 1	3- 3				
3- 2	0- 0	0- 0	HOME	0- 1	1- 0	2- 1				
0- 5	0- 0	0- 0	AWAY	0- 2	0- 1	0- 2				
2- 0	0- 0	0- 0	NEUTRAL	0- 0	1- 0	1- 0				
4- 12	0- 0	0- 2	CONFERENCE	0- 1	1- 6	3- 3				
3- 5	0- 0	0- 1	HOME	0- 0	1- 3	2- 1				
1- 7	0- 0	0- 1	AWAY	0- 1	0- 3	1- 2				
0- 0	0- 0	0- 0	NEUTRAL	0- 0	0- 0	0- 0				

RPI	S	Opponent	Score	RPI	S	Opponent	Score	RPI	S	Opponent	Score	RPI	S	Opponent	Score	Team's RPI: 232
44	H	Dayton	60 62	65	A	Buffalo	47 68	102	A	Saint Louis	49 64					
46	A	George Washington	57 63	75	H	Bucknell	35 57	102	H	Saint Louis	58 74					
				89	A	Toledo	50 74	108	A	Fordham	45 57					
				100	A	Saint Joseph's	53 70	108	H	Fordham	44 60					
								112	N	Rider	60 47					
								131	A	Delaware	40 43					
								133	H	Albany (NY)	67 59					
								135	A	Duquesne	61 83					
								135	H	Duquesne	69 56					
								138	H	VCU	60 77					
								169	H	La Salle	45 57					
								186	A	George Mason	49 52					
								224	A	Richmond	54 61					
								237	A	Niagara	43 65					
								240	H	Stony Brook	51 37					
								248	H	Colgate	70 57					
								264	H	Canisius	57 74					
								269	N	Austin Peay	58 57					
								278	H	Davidson	70 51					
								285	A	Eastern Mich.	56 75					
								301	H	Rhode Island	78 69					
								310	A	Massachusetts	55 38					
LAST 12 Division I GAMES:																
135	A	Duquesne	61 83	100	A	Saint Joseph's	53 70									
138	H	VCU	60 77	278	H	Davidson	70 51									
46	A	George Washington	57 63	135	H	Duquesne	69 56									
102	H	Saint Louis	58 74	310	A	Massachusetts	55 38									
169	H	La Salle	45 57	108	H	Fordham	44 60									
108	A	Fordham	45 57	102	A	Saint Louis	49 64									

Non-Div I Games:

St. Bonaventure

■ Loss,
 ■ Non-Conf,
 ■ S Site,
 ■ H Home
 ■ A Away
 N Neutral

Average RPI Win: 292		WON-LOST	WINNING	LAST 10	STRENGTH OF	OPP. STRENGTH	TEAM	ADJ.	CONF.	ADJ CONF.
Average RPI Loss: 222		RECORD	PCT. RANK	GAMES	SCHEDULE	OF SCHEDULE	RPI	RPI	RPI	RPI
DIV. I ONLY		7- 20	301	2- 8	309	338	326	326	31	31
DIV. I NON-CONF.		2- 9	293	0- 0	202	257	313	313	32	32
TOTALS	RPI 1-25		RPI 26-50		W-L RECORDS		RPI 51-100		RPI 101-150	RPI 150+
7- 20	0- 0		0- 1		OVERALL		0- 1		0- 2	7- 16
4- 9	0- 0		0- 0		HOME		0- 0		0- 0	4- 9
3- 10	0- 0		0- 1		AWAY		0- 1		0- 2	3- 6
0- 1	0- 0		0- 0		NEUTRAL		0- 0		0- 0	0- 1
2- 9	0- 0		0- 1		NON-CONFERENCE		0- 1		0- 2	2- 5
2- 2	0- 0		0- 0		HOME		0- 0		0- 0	2- 2
0- 6	0- 0		0- 1		AWAY		0- 1		0- 2	0- 2
0- 1	0- 0		0- 0		NEUTRAL		0- 0		0- 0	0- 1
5- 11	0- 0		0- 0		CONFERENCE		0- 0		0- 0	5- 11
2- 7	0- 0		0- 0		HOME		0- 0		0- 0	2- 7
3- 4	0- 0		0- 0		AWAY		0- 0		0- 0	3- 4
0- 0	0- 0		0- 0		NEUTRAL		0- 0		0- 0	0- 0

[illegible]

Non-Div I Games:

St. Francis Brooklyn

■ Loss, ■ Non-Conf, S Site, H Home A Away N Neutral

Average RPI Win:	154	WON-LOST	WINNING	LAST 10	STRENGTH OF	OPP. STRENGTH	TEAM	ADJ.	CONF.	ADJ CONF.
Average RPI Loss:	58	RECORD	PCT. RANK	GAMES	SCHEDULE	OF SCHEDULE	RPI	RPI	RPI	RPI
DIV. I ONLY	18- 10	97	6- 4	73	60	70	70	7	7	
DIV. I NON-CONF.	8- 3	67	0- 0	147	50	89	89	7	7	
TOTALS	RPI 1-25	RPI 26-50	W-L RECORDS	RPI 51-100	RPI 101-150	RPI 150+				
18- 10	0- 5	4- 1	OVERALL	2- 2	3- 1	9- 1				
10- 5	0- 3	2- 0	HOME	1- 1	1- 1	6- 0				
7- 4	0- 2	1- 0	AWAY	1- 1	2- 0	3- 1				
1- 1	0- 0	1- 1	NEUTRAL	0- 0	0- 0	0- 0				
8- 3	0- 1	2- 1	NON-CONFERENCE	0- 0	3- 1	3- 0				
5- 2	0- 1	1- 0	HOME	0- 0	1- 1	3- 0				
2- 0	0- 0	0- 0	AWAY	0- 0	2- 0	0- 0				
1- 1	0- 0	1- 1	NEUTRAL	0- 0	0- 0	0- 0				
10- 7	0- 4	2- 0	CONFERENCE	2- 2	0- 0	6- 1				
5- 3	0- 2	1- 0	HOME	1- 1	0- 0	3- 0				
5- 4	0- 2	1- 0	AWAY	1- 1	0- 0	3- 1				
0- 0	0- 0	0- 0	NEUTRAL	0- 0	0- 0	0- 0				

RPI 1-25				RPI 26-50				RPI 51-100				RPI 101+			
RPI	S	Opponent	Score	RPI	S	Opponent	Score	RPI	S	Opponent	Score	RPI	S	Opponent	Score
16	H	Miami (FL)	50 62	28	N	Arizona St.	41 54	58	A	Villanova	50 55	108	A	Fordham	59 45
18	A	Creighton	60 67	38	H	James Madison	74 63	58	H	Villanova	56 67	133	H	Albany (NY)	54 36
18	H	Creighton	43 55	41	A	Marquette	82 72	61	A	Georgetown	71 66	135	H	Duquesne	65 71
19	A	DePaul	51 54	41	H	Marquette	70 64	61	H	Georgetown	65 54	147	A	William & Mary	73 57
19	H	DePaul	66 78	48	N	Virginia	66 55					175	A	Providence	71 47
												175	H	Providence	60 50
												187	A	Xavier	65 48
												187	H	Xavier	64 55
												209	A	Seton Hall	59 64
												214	H	Rutgers	65 39
												250	A	Butler	62 41
												250	H	Butler	62 55
												318	H	Lafayette	64 46
												338	H	Wagner	62 34
LAST 12 Division I GAMES:															
18	A	Creighton	60 67	187	H	Xavier	64 55								
175	A	Providence	71 47	250	H	Butler	62 55								
61	H	Georgetown	65 54	175	H	Providence	60 50								
58	H	Villanova	56 67	18	H	Creighton	43 55								
41	A	Marquette	82 72	58	A	Villanova	50 55								
19	A	DePaul	51 54	61	A	Georgetown	71 66								

Non-Div I Games:

St. John's (NY)

■ Loss,
 ■ Non-Conf,
 ■ S Site,
 ■ H Home
 ■ A Away
 N Neutral

St. Mary's (CA)

Through Games Of Feb. 23, 2017

Average RPI Win:	204	WON-LOST	WINNING	LAST 10	STRENGTH OF	OPP. STRENGTH	TEAM	ADJ.	CONF.	ADJ CONF.
Average RPI Loss:	114	RECORD	PCT. RANK	GAMES	SCHEDULE	OF SCHEDULE	RPI	RPI	RPI	RPI
DIV. I ONLY	17- 11	113	8- 2	170	115	132	132	15	15	
DIV. I NON-CONF.	5- 6	186	0- 0	129	47	151	151	13	13	
TOTALS	RPI 1-25	RPI 26-50	W-L RECORDS	RPI 51-100	RPI 101-150	RPI 150+				
17- 11	0- 0	0- 0	OVERALL	1- 7	3- 1	13- 3				
9- 5	0- 0	0- 0	HOME	1- 4	2- 0	6- 1				
8- 6	0- 0	0- 0	AWAY	0- 3	1- 1	7- 2				
0- 0	0- 0	0- 0	NEUTRAL	0- 0	0- 0	0- 0				
5- 6	0- 0	0- 0	NON-CONFERENCE	0- 4	1- 1	4- 1				
1- 4	0- 0	0- 0	HOME	0- 3	1- 0	0- 1				
4- 2	0- 0	0- 0	AWAY	0- 1	0- 1	4- 0				
0- 0	0- 0	0- 0	NEUTRAL	0- 0	0- 0	0- 0				
12- 5	0- 0	0- 0	CONFERENCE	1- 3	2- 0	9- 2				
8- 1	0- 0	0- 0	HOME	1- 1	1- 0	6- 0				
4- 4	0- 0	0- 0	AWAY	0- 2	1- 0	3- 2				
0- 0	0- 0	0- 0	NEUTRAL	0- 0	0- 0	0- 0				

RPI S	Opponent	Score	RPI S	Opponent	Score	RPI S	Opponent	Score	RPI S	Opponent	Score	Team's RPI: 132
						66	H California	67 74	104	A Washington St.	69 85	
						69	H Utah	62 63	125	H Northern Colo.	75 65	
						73	H Boise St.	78 83	141	A San Francisco	64 62	
						74	A Gonzaga	58 59	141	H San Francisco	75 72	
						74	H Gonzaga	75 79	151	H Santa Clara	55 53	
						96	A BYU	65 70	156	A Northeastern	77 53	
						96	H BYU	64 58	164	A Boston College	62 54	
						98	A UC Davis	66 68	170	H CSUN	61 73	
									196	A San Jose St.	85 64	
									204	A Loyola Marymount	57 72	
									204	H Loyola Marymount	74 59	
									227	A San Diego	71 73	
									227	H San Diego	77 65	
									238	A Pacific	63 54	
									238	H Pacific	82 74	
									253	A Cal Poly	79 71	
									262	A Portland	75 65	
									262	H Portland	92 76	
									304	A Pepperdine	81 60	
									304	H Pepperdine	84 57	
LAST 12 Division I GAMES:												
304	H	Pepperdine	84	57	238	H	Pacific	82	74			
96	H	BYU	64	58	151	H	Santa Clara	55	53			
204	A	Loyola Marymount	57	72	141	A	San Francisco	64	62			
74	A	Gonzaga	58	59	304	A	Pepperdine	81	60			
262	A	Portland	75	65	238	A	Pacific	63	54			
227	H	San Diego	77	65	74	H	Gonzaga	75	79			

Non-Div I Games:

St. Mary's (CA)

■ Loss,
 ■ Non-Conf,
 ■ S Site,
 ■ H Home
 ■ A Away
 N Neutral

Average RPI Win: 97		WON-LOST	WINNING	LAST 10	STRENGTH OF	OPP. STRENGTH	TEAM	ADJ.	CONF.	ADJ CONF.
Average RPI Loss: 29		RECORD	PCT. RANK	GAMES	SCHEDULE	OF SCHEDULE	RPI	RPI	RPI	RPI
DIV. I ONLY		24- 4	9	9- 1	9	21	9	9	1	1
DIV. I NON-CONF.		10- 2	32	0- 0	26	88	9	9	1	1
TOTALS		RPI 1-25	RPI 26-50		W-L RECORDS		RPI 51-100	RPI 101-150	RPI 150+	
24- 4	2- 3	4- 0		OVERALL		9- 1	4- 0	5- 0		
12- 3	1- 2	2- 0		HOME		5- 1	2- 0	2- 0		
9- 1	1- 1	2- 0		AWAY		3- 0	2- 0	1- 0		
3- 0	0- 0	0- 0		NEUTRAL		1- 0	0- 0	2- 0		
10- 2	1- 1	1- 0		NON-CONFERENCE		2- 1	1- 0	5- 0		
5- 1	1- 0	0- 0		HOME		1- 1	1- 0	2- 0		
2- 1	0- 1	1- 0		AWAY		0- 0	0- 0	1- 0		
3- 0	0- 0	0- 0		NEUTRAL		1- 0	0- 0	2- 0		
14- 2	1- 2	3- 0		CONFERENCE		7- 0	3- 0	0- 0		
7- 2	0- 2	2- 0		HOME		4- 0	1- 0	0- 0		
7- 0	1- 0	1- 0		AWAY		3- 0	2- 0	0- 0		
0- 0	0- 0	0- 0		NEUTRAL		0- 0	0- 0	0- 0		

RPI	S	Opponent	Score	RPI	S	Opponent	Score	RPI	S	Opponent	Score	RPI	S	Opponent	Score
6	H	Oregon St.	69 72	28	A	Arizona St.	64 57	64	H	Southern California	58 42	104	A	Washington St.	76 54
7	A	Washington	72 68	28	H	Arizona St.	66 56	66	A	California	72 66	116	A	Arizona	77 55
10	H	Texas	71 59	30	H	Oregon	81 60	66	H	California	72 54	116	H	Arizona	73 46
12	H	UCLA	76 85	46	A	George Washington	71 52	69	A	Utah	77 58	137	H	Yale	102 44
23	A	Tennessee	51 59					69	H	Utah	87 51	156	N	Northeastern	74 45
								72	A	Colorado	84 70	170	H	CSUN	88 54
								72	H	Colorado	64 51	198	N	Wichita St.	87 39
								74	H	Gonzaga	63 68	253	H	Cal Poly	83 55
								82	N	Purdue	78 69	268	A	CSU Bakersfield	77 56
								98	H	UC Davis	68 42				
LAST 12 Division I GAMES:															
66	H	California	72 54	7	A	Washington	72 68								
66	A	California	72 66	104	A	Washington St.	76 54								
69	H	Utah	87 51	28	H	Arizona St.	66 56								
72	H	Colorado	64 51	116	H	Arizona	73 46								
12	H	UCLA	76 85	72	A	Colorado	84 70								
64	H	Southern California	58 42	69	A	Utah	77 58								

Non-Div I Games:

Stanford

■ Loss,
■ Non-Conf, S Site,
■ Home
■ Away
N Neutral

Average RPI Win:	257	WON-LOST	WINNING	LAST 10	STRENGTH OF	OPP. STRENGTH	TEAM	ADJ.	CONF.	ADJ CONF.
Average RPI Loss:	125	RECORD	PCT. RANK	GAMES	SCHEDULE	OF SCHEDULE	RPI	RPI	RPI	RPI
DIV. I ONLY	20- 5	21	10- 0	303	258	118	118	24	24	
DIV. I NON-CONF.	8- 4	97	0- 0	238	284	135	135	24	24	
TOTALS	RPI 1-25	RPI 26-50	W-L RECORDS	RPI 51-100	RPI 101-150	RPI 150+				
20- 5	0- 0	0- 1	OVERALL	2- 2	0- 0	18- 2				
10- 2	0- 0	0- 0	HOME	1- 1	0- 0	9- 1				
8- 3	0- 0	0- 1	AWAY	1- 1	0- 0	7- 1				
2- 0	0- 0	0- 0	NEUTRAL	0- 0	0- 0	2- 0				
8- 4	0- 0	0- 1	NON-CONFERENCE	0- 1	0- 0	8- 2				
4- 1	0- 0	0- 0	HOME	0- 0	0- 0	4- 1				
2- 3	0- 0	0- 1	AWAY	0- 1	0- 0	2- 1				
2- 0	0- 0	0- 0	NEUTRAL	0- 0	0- 0	2- 0				
12- 1	0- 0	0- 0	CONFERENCE	2- 1	0- 0	10- 0				
6- 1	0- 0	0- 0	HOME	1- 1	0- 0	5- 0				
6- 0	0- 0	0- 0	AWAY	1- 0	0- 0	5- 0				
0- 0	0- 0	0- 0	NEUTRAL	0- 0	0- 0	0- 0				

RPI 1-25				RPI 26-50				RPI 51-100				RPI 101+				Team's RPI: 118	
RPI	S	Opponent	Score	RPI	S	Opponent	Score	RPI	S	Opponent	Score	RPI	S	Opponent	Score		
				32	A	South Fla.	60 74	87	A	Chattanooga	55 66	153	A	Arkansas	62 79		
								93	A	Jacksonville	65 49	191	H	Bethune-Cookman	63 60		
								93	H	Jacksonville	57 47	202	H	SIUE	78 68		
								97	H	FGCU	71 84	210	N	Robert Morris	68 60		
												220	N	Weber St.	70 68		
												251	A	High Point	81 47		
												256	H	Tennessee St.	50 56		
												275	A	Kennesaw St.	65 56		
												275	H	Kennesaw St.	60 43		
												290	A	Lipscomb	91 66		
												290	H	Lipscomb	66 60		
												294	H	Eastern Ill.	72 55		
												295	A	Northern Ky.	54 45		
												298	H	Valparaiso	87 75		
												299	A	North Florida	62 44		
												299	H	North Florida	68 44		
												313	A	NJIT	60 37		
												313	H	NJIT	77 43		
												316	A	USC Upstate	77 55		
												316	H	USC Upstate	80 68		
LAST 12 Division I GAMES:																	
				316	A	USC Upstate	77 55	93	A	Jacksonville	65 49						
				313	A	NJIT	60 37	299	H	North Florida	68 44						
				275	H	Kennesaw St.	60 43	313	H	NJIT	77 43						
				290	H	Lipscomb	66 60	316	H	USC Upstate	80 68						
				93	H	Jacksonville	57 47	290	A	Lipscomb	91 66						
				299	A	North Florida	62 44	275	A	Kennesaw St.	65 56						

Non-Div I Games: Palm Beach Atl. 89 50 Webber Int'l 92 54 Warner 100 34

Stetson

Average RPI Win:	251	WON-LOST	WINNING	LAST 10	STRENGTH OF	OPP. STRENGTH	TEAM	ADJ.	CONF.	ADJ CONF.
Average RPI Loss:	162	RECORD	PCT. RANK	GAMES	SCHEDULE	OF SCHEDULE	RPI	RPI	RPI	RPI
DIV. I ONLY	11- 16	229	3- 7	249	242	240	240	22	22	
DIV. I NON-CONF.	6- 6	165	0- 0	292	268	219	219	22	22	
TOTALS	RPI 1-25	RPI 26-50	W-L RECORDS	RPI 51-100	RPI 101-150	RPI 150+				
11- 16	0- 0	0- 2	OVERALL	0- 2	2- 4	9- 8				
6- 6	0- 0	0- 1	HOME	0- 1	2- 1	4- 3				
4- 9	0- 0	0- 0	AWAY	0- 1	0- 3	4- 5				
1- 1	0- 0	0- 1	NEUTRAL	0- 0	0- 0	1- 0				
6- 6	0- 0	0- 2	NON-CONFERENCE	0- 0	1- 1	5- 3				
3- 2	0- 0	0- 1	HOME	0- 0	1- 0	2- 1				
2- 3	0- 0	0- 0	AWAY	0- 0	0- 1	2- 2				
1- 1	0- 0	0- 1	NEUTRAL	0- 0	0- 0	1- 0				
5- 10	0- 0	0- 0	CONFERENCE	0- 2	1- 3	4- 5				
3- 4	0- 0	0- 0	HOME	0- 1	1- 1	2- 2				
2- 6	0- 0	0- 0	AWAY	0- 1	0- 2	2- 3				
0- 0	0- 0	0- 0	NEUTRAL	0- 0	0- 0	0- 0				

RPI 1-25				RPI 26-50				RPI 51-100				RPI 101+ Team's RPI: 240			
RPI	S	Opponent	Score	RPI	S	Opponent	Score	RPI	S	Opponent	Score	RPI	S	Opponent	Score
				29	H	Syracuse	60 78	79	A	New Hampshire	46 49	119	H	Cornell	66 65
				45	N	Indiana	60 74	79	H	New Hampshire	45 56	133	A	Albany (NY)	54 64
												133	H	Albany (NY)	57 75
												142	A	Maine	71 78
												142	H	Maine	55 41
												149	A	Iona	46 57
												173	H	Columbia	55 53
												179	H	Hofstra	64 67
												180	A	Hartford	52 65
												180	H	Hartford	40 62
												207	A	Binghamton	74 59
												207	H	Binghamton	40 48
												208	A	UMBC	61 67
												208	H	UMBC	51 37
												232	A	St. Bonaventure	37 51
												259	A	Manhattan	55 50
												281	A	Vermont	43 53
												319	A	Central Conn. St.	64 59
												323	H	UMKC	57 55
												332	A	LIU Brooklyn	48 58
												334	N	Florida A&M	80 49
												341	A	UMass Lowell	86 44
												341	H	UMass Lowell	83 53
LAST 12 Division I GAMES:															
				208	H	UMBC	51 37	79	H	New Hampshire	45 56				
				207	A	Binghamton	74 59	281	A	Vermont	43 53				
				180	H	Hartford	40 62	208	A	UMBC	61 67				
				142	A	Maine	71 78	207	H	Binghamton	40 48				
				341	A	UMass Lowell	86 44	180	A	Hartford	52 65				
				133	H	Albany (NY)	57 75	341	H	UMass Lowell	83 53				

Non-Div I Games: Molloy 62 53

Stony Brook

Average RPI Win: 143		WON-LOST	WINNING	LAST 10	STRENGTH OF	OPP. STRENGTH	TEAM	ADJ.	CONF.	ADJ CONF.
Average RPI Loss: 23		RECORD	PCT. RANK	GAMES	SCHEDULE	OF SCHEDULE	RPI	RPI	RPI	RPI
DIV. I ONLY		19- 9	77	6- 4	37	33	29	29	3	3
DIV. I NON-CONF.		9- 4	85	0- 0	93	81	76	76	4	4
TOTALS		RPI 1-25	RPI 26-50		W-L RECORDS		RPI 51-100	RPI 101-150	RPI 150+	
19- 9	1- 7	4- 0		OVERALL		2- 2	4- 0	8- 0		
13- 1	1- 1	3- 0		HOME		1- 0	2- 0	6- 0		
4- 5	0- 3	0- 0		AWAY		1- 2	1- 0	2- 0		
2- 3	0- 3	1- 0		NEUTRAL		0- 0	1- 0	0- 0		
9- 4	0- 3	2- 0		NON-CONFERENCE		0- 1	1- 0	6- 0		
6- 0	0- 0	1- 0		HOME		0- 0	0- 0	5- 0		
1- 1	0- 0	0- 0		AWAY		0- 1	0- 0	1- 0		
2- 3	0- 3	1- 0		NEUTRAL		0- 0	1- 0	0- 0		
10- 5	1- 4	2- 0		CONFERENCE		2- 1	3- 0	2- 0		
7- 1	1- 1	2- 0		HOME		1- 0	2- 0	1- 0		
3- 4	0- 3	0- 0		AWAY		1- 1	1- 0	1- 0		
0- 0	0- 0	0- 0		NEUTRAL		0- 0	0- 0	0- 0		

RPI 1-25				RPI 26-50				RPI 51-100				RPI 101+			
RPI	S	Opponent	Score	RPI	S	Opponent	Score	RPI	S	Opponent	Score	RPI	S	Opponent	Score
2	H	Notre Dame	80 85	37	H	North Carolina St.	85 75	52	A	Georgia Tech	66 75	111	H	North Carolina	95 64
8	A	Duke	55 72	39	H	Michigan St.	75 64	56	A	Drexel	61 62	115	A	Clemson	88 62
11	A	Florida St.	58 77	46	N	George Washington	74 71	68	H	Wake Forest	85 64	117	N	Old Dominion	92 66
13	A	Louisville	76 91	48	H	Virginia	54 49	90	A	Virginia Tech	82 72	143	H	Pittsburgh	93 65
16	H	Miami (FL)	81 48									164	A	Boston College	72 45
19	N	DePaul	84 108									164	H	Boston College	79 52
24	N	Ohio St.	72 77									178	H	Siena	102 65
25	N	Texas A&M	84 105									237	H	Niagara	109 60
												240	A	Stony Brook	78 60
												276	H	Coppin St.	76 30
												301	H	Rhode Island	95 49
												319	H	Central Conn. St.	95 63
LAST 12 Division I GAMES:															
68	H	Wake Forest	85 64	90	A	Virginia Tech	82 72								
2	H	Notre Dame	80 85	16	H	Miami (FL)	81 48								
111	H	North Carolina	95 64	11	A	Florida St.	58 77								
8	A	Duke	55 72	52	A	Georgia Tech	66 75								
164	A	Boston College	72 45	37	H	North Carolina St.	85 75								
143	H	Pittsburgh	93 65	164	H	Boston College	79 52								

Non-Div I Games:

Syracuse

■ Loss,
 ■ Non-Conf,
 ■ S Site,
 ■ Home
 ■ A Away
 N Neutral

TCU				Through Games Of Feb. 23, 2017						
Average RPI Win:	210	WON-LOST	WINNING	LAST 10	STRENGTH OF	OPP. STRENGTH	TEAM	ADJ.	CONF.	ADJ CONF.
Average RPI Loss:	30	RECORD	PCT. RANK	GAMES	SCHEDULE	OF SCHEDULE	RPI	RPI	RPI	RPI
DIV. I ONLY	12- 15	205	3- 7	55	30	140	140	4	4	
DIV. I NON-CONF.	8- 3	67	0- 0	200	184	128	128	3	3	

TOTALS	RPI 1-25	RPI 26-50	W-L RECORDS	RPI 51-100	RPI 101-150	RPI 150+				
12- 15	0- 9	0- 1	OVERALL	2- 5	1- 0	9- 0				
11- 6	0- 4	0- 0	HOME	2- 2	1- 0	8- 0				
1- 9	0- 5	0- 1	AWAY	0- 3	0- 0	1- 0				
0- 0	0- 0	0- 0	NEUTRAL	0- 0	0- 0	0- 0				
8- 3	0- 2	0- 1	NON-CONFERENCE	1- 0	0- 0	7- 0				
8- 1	0- 1	0- 0	HOME	1- 0	0- 0	7- 0				
0- 2	0- 1	0- 1	AWAY	0- 0	0- 0	0- 0				
0- 0	0- 0	0- 0	NEUTRAL	0- 0	0- 0	0- 0				
4- 12	0- 7	0- 0	CONFERENCE	1- 5	1- 0	2- 0				
3- 5	0- 3	0- 0	HOME	1- 2	1- 0	1- 0				
1- 7	0- 4	0- 0	AWAY	0- 3	0- 0	1- 0				
0- 0	0- 0	0- 0	NEUTRAL	0- 0	0- 0	0- 0				

T
C
U

RPI 1-25			
RPI	S	Opponent	Score
2	A	Notre Dame	59 92
5	A	Baylor	54 77
5	H	Baylor	73 91
10	A	Texas	54 83
10	H	Texas	69 77
15	A	Oklahoma	72 87
17	A	Kansas St.	63 74
17	H	Kansas St.	65 68
25	H	Texas A&M	67 75

RPI 26-50			
RPI	S	Opponent	Score
33	A	LSU	61 67

RPI 51-100			
RPI	S	Opponent	Score
57	A	West Virginia	73 77
57	H	West Virginia	61 83
62	A	Iowa St.	69 72
62	H	Iowa St.	80 75
67	A	Oklahoma St.	70 88
67	H	Oklahoma St.	67 82
88	H	SMU	76 67

RPI 101+				Team's RPI:	140
RPI	S	Opponent	Score		
105	H	Texas Tech	76 62		
166	A	Kansas	80 68		
166	H	Kansas	83 68		
213	H	Grambling	83 47		
216	H	Texas Southern	77 48		
250	H	Butler	73 47		
280	H	McNeese	74 70		
307	H	Alcorn	95 39		
329	H	Incarnate Word	88 40		
340	H	Sam Houston St.	81 37		

T
C
U

LAST 12 Division I GAMES:

57	A	West Virginia	73 77	62	A	Iowa St.	69 72
17	H	Kansas St.	65 68	10	H	Texas	69 77
67	A	Oklahoma St.	70 88	166	H	Kansas	83 68
5	H	Baylor	73 91	17	A	Kansas St.	63 74
105	H	Texas Tech	76 62	62	H	Iowa St.	80 75
166	A	Kansas	80 68	5	A	Baylor	54 77

Non-Div I Games:

TCU

Loss, Non-Conf, S Site, H Home A Away N Neutral

Average RPI Win:	133	WON-LOST	WINNING	LAST 10	STRENGTH OF	OPP. STRENGTH	TEAM	ADJ.	CONF.	ADJ CONF.
Average RPI Loss:	56	RECORD	PCT. RANK	GAMES	SCHEDULE	OF SCHEDULE	RPI	RPI	RPI	RPI
DIV. I ONLY	21- 6	27	7- 3	53	36	20	20	5	5	
DIV. I NON-CONF.	10- 3	54	1- 0	76	56	26	26	5	5	
TOTALS	RPI 1-25	RPI 26-50	W-L RECORDS	RPI 51-100	RPI 101-150	RPI 150+				
21- 6	1- 2	2- 2	OVERALL	6- 1	0- 0	12- 1				
10- 2	1- 1	1- 1	HOME	2- 0	0- 0	6- 0				
11- 3	0- 1	1- 1	AWAY	4- 0	0- 0	6- 1				
0- 1	0- 0	0- 0	NEUTRAL	0- 1	0- 0	0- 0				
10- 3	1- 0	1- 1	NON-CONFERENCE	3- 1	0- 0	5- 1				
5- 0	1- 0	1- 0	HOME	0- 0	0- 0	3- 0				
5- 2	0- 0	0- 1	AWAY	3- 0	0- 0	2- 1				
0- 1	0- 0	0- 0	NEUTRAL	0- 1	0- 0	0- 0				
11- 3	0- 2	1- 1	CONFERENCE	3- 0	0- 0	7- 0				
5- 2	0- 1	0- 1	HOME	2- 0	0- 0	3- 0				
6- 1	0- 1	1- 0	AWAY	1- 0	0- 0	4- 0				
0- 0	0- 0	0- 0	NEUTRAL	0- 0	0- 0	0- 0				

RPI	S	Opponent	Score	RPI	S	Opponent	Score	RPI	S	Opponent	Score	RPI	S	Opponent	Score
1	A	UConn	45 90	27	A	Harvard	62 73	54	A	Tulane	76 50	154	A	East Carolina	76 43
1	H	UConn	69 97	32	A	South Fla.	77 71	54	H	Tulane	86 71	154	H	East Carolina	78 47
19	H	DePaul	84 74	32	H	South Fla.	51 55	58	A	Villanova	83 48	162	A	Tulsa	58 49
				42	H	Quinnipiac	71 68	84	N	Florida	76 83	162	H	Tulsa	70 43
								85	A	Penn	63 53	167	A	Memphis	73 67
								88	H	SMU	66 52	167	H	Memphis	66 51
								100	A	Saint Joseph's	86 70	169	H	La Salle	86 70
												172	A	Houston	69 57
												181	H	Fairfield	73 59
												192	A	Hampton	65 71
												214	A	Rutgers	48 37
												275	A	Kennesaw St.	79 38
												281	H	Vermont	53 39
LAST 12 Division I GAMES:															
1	A	UConn	45 90	1	H	UConn	69 97								
32	A	South Fla.	77 71	32	H	South Fla.	51 55								
88	H	SMU	66 52	85	A	Penn	63 53								
154	A	East Carolina	76 43	167	H	Memphis	66 51								
162	H	Tulsa	70 43	172	A	Houston	69 57								
54	A	Tulane	76 50	162	A	Tulsa	58 49								

Non-Div I Games:

Temple

Tennessee

Through Games Of Feb. 23, 2017

Average RPI Win:	97	WON-LOST	WINNING	LAST 10	STRENGTH OF	OPP. STRENGTH	TEAM	ADJ.	CONF.	ADJ CONF.
Average RPI Loss:	58	RECORD	PCT. RANK	GAMES	SCHEDULE	OF SCHEDULE	RPI	RPI	RPI	RPI
DIV. I ONLY	18- 10	97	7- 3	4	16	23	23	2	2	
DIV. I NON-CONF.	9- 4	85	1- 0	5	34	11	11	2	2	
TOTALS	RPI 1-25	RPI 26-50	W-L RECORDS	RPI 51-100	RPI 101-150	RPI 150+				
18- 10	5- 4	2- 1	OVERALL	4- 3	2- 2	5- 0				
13- 3	4- 3	1- 0	HOME	2- 0	2- 0	4- 0				
5- 7	1- 1	1- 1	AWAY	2- 3	0- 2	1- 0				
0- 0	0- 0	0- 0	NEUTRAL	0- 0	0- 0	0- 0				
9- 4	2- 2	1- 0	NON-CONFERENCE	0- 2	2- 0	4- 0				
7- 1	2- 1	0- 0	HOME	0- 0	2- 0	3- 0				
2- 3	0- 1	1- 0	AWAY	0- 2	0- 0	1- 0				
0- 0	0- 0	0- 0	NEUTRAL	0- 0	0- 0	0- 0				
9- 6	3- 2	1- 1	CONFERENCE	4- 1	0- 2	1- 0				
6- 2	2- 2	1- 0	HOME	2- 0	0- 0	1- 0				
3- 4	1- 0	0- 1	AWAY	2- 1	0- 2	0- 0				
0- 0	0- 0	0- 0	NEUTRAL	0- 0	0- 0	0- 0				

RPI	S	Opponent	Score	RPI	S	Opponent	Score	RPI	S	Opponent	Score	RPI	S	Opponent	Score
2	H	Notre Dame	71 69	33	H	LSU	77 58	77	A	Penn St.	56 70	107	H	Troy	110 84
3	H	Mississippi St.	64 74	38	A	James Madison	81 69	83	A	Georgia	78 81	120	A	Ole Miss	62 67
4	A	South Carolina	76 74	43	A	Auburn	61 79	84	A	Florida	84 75	126	H	Navy	85 55
5	H	Baylor	66 88					84	H	Florida	74 70	127	A	Alabama	57 65
9	H	Stanford	59 51					90	A	Virginia Tech	63 67	153	H	Arkansas	59 46
10	A	Texas	67 72					91	A	Vanderbilt	70 57	199	A	ETSU	83 58
14	H	Kentucky	72 65					91	H	Vanderbilt	91 63	212	H	Appalachian St.	92 66
22	H	Missouri	77 66									222	H	UNCW	90 54
25	H	Texas A&M	59 61									256	H	Tennessee St.	86 36
LAST 12 Division I GAMES:															
84	H	Florida	74 70	33	H	LSU	77 58	4	A	South Carolina	76 74	84	A	Florida	84 75
153	H	Arkansas	59 46	4	A	South Carolina	76 74	91	H	Vanderbilt	91 63	43	A	Auburn	61 79
127	A	Alabama	57 65	84	A	Florida	84 75	2	H	Notre Dame	71 69				
25	H	Texas A&M	59 61	91	H	Vanderbilt	91 63								
22	H	Missouri	77 66	43	A	Auburn	61 79								
83	A	Georgia	78 81	2	H	Notre Dame	71 69								

Non-Div I Games:

Tennessee

■ Loss,
■ Non-Conf,
■ S Site,
■ H Home
■ A Away
N Neutral

Average RPI Win:	242	WON-LOST	WINNING	LAST 10	STRENGTH OF	OPP. STRENGTH	TEAM	ADJ.	CONF.	ADJ CONF.
Average RPI Loss:	193	RECORD	PCT. RANK	GAMES	SCHEDULE	OF SCHEDULE	RPI	RPI	RPI	RPI
DIV. I ONLY	9- 15	241	3- 7	251	252	256	256	26	26	
DIV. I NON-CONF.	4- 5	198	0- 0	194	104	152	152	26	26	
TOTALS	RPI 1-25	RPI 26-50	W-L RECORDS	RPI 51-100	RPI 101-150	RPI 150+				
9- 15	0- 1	0- 0	OVERALL	0- 3	1- 0	8- 11				
6- 3	0- 0	0- 0	HOME	0- 1	0- 0	6- 2				
2- 11	0- 1	0- 0	AWAY	0- 2	1- 0	1- 8				
1- 1	0- 0	0- 0	NEUTRAL	0- 0	0- 0	1- 1				
4- 5	0- 1	0- 0	NON-CONFERENCE	0- 2	1- 0	3- 2				
1- 0	0- 0	0- 0	HOME	0- 0	0- 0	1- 0				
2- 4	0- 1	0- 0	AWAY	0- 2	1- 0	1- 1				
1- 1	0- 0	0- 0	NEUTRAL	0- 0	0- 0	1- 1				
5- 10	0- 0	0- 0	CONFERENCE	0- 1	0- 0	5- 9				
5- 3	0- 0	0- 0	HOME	0- 1	0- 0	5- 2				
0- 7	0- 0	0- 0	AWAY	0- 0	0- 0	0- 7				
0- 0	0- 0	0- 0	NEUTRAL	0- 0	0- 0	0- 0				

RPI 1-25				RPI 26-50				RPI 51-100				RPI 101+ Team's RPI: 256			
RPI	S	Opponent	Score	RPI	S	Opponent	Score	RPI	S	Opponent	Score	RPI	S	Opponent	Score
23	A	Tennessee	36 86					59	H	Belmont	60 70	118	A	Stetson	56 50
								67	A	Oklahoma St.	48 86	171	A	Morehead St.	74 87
								95	A	UNLV	48 69	171	H	Morehead St.	69 66
												187	A	Xavier	54 63
												191	N	Bethune-Cookman	69 60
												202	A	SIUE	52 73
												211	N	Wisconsin	70 80
												241	H	UT Martin	85 80
												249	A	Jacksonville St.	56 69
												249	H	Jacksonville St.	64 51
												261	A	Murray St.	72 80
												265	H	Southeast Mo. St.	67 75
												267	A	Tennessee Tech	59 64
												267	H	Tennessee Tech	59 72
												269	A	Austin Peay	63 79
												290	A	Lipscomb	77 71
												294	H	Eastern Ill.	69 58
												302	A	Eastern Ky.	62 66
												302	H	Eastern Ky.	78 64
												321	H	Arkansas St.	76 66
LAST 12 Division I GAMES:															
302	H	Eastern Ky.	78 64	59	H	Belmont	60 70								
171	A	Morehead St.	74 87	202	A	SIUE	52 73								
249	A	Jacksonville St.	56 69	249	H	Jacksonville St.	64 51								
267	H	Tennessee Tech	59 72	267	A	Tennessee Tech	59 64								
269	A	Austin Peay	63 79	302	A	Eastern Ky.	62 66								
294	H	Eastern Ill.	69 58	171	H	Morehead St.	69 66								

Non-Div I Games: Fisk 97 41

Tennessee St.

Average RPI Win:	273	WON-LOST	WINNING	LAST 10	STRENGTH OF	OPP. STRENGTH	TEAM	ADJ.	CONF.	ADJ CONF.
Average RPI Loss:	170	RECORD	PCT. RANK	GAMES	SCHEDULE	OF SCHEDULE	RPI	RPI	RPI	RPI
DIV. I ONLY	9- 18	259	4- 6	176	301	267	267	26	26	
DIV. I NON-CONF.	2- 10	305	0- 0	198	285	306	306	26	26	
TOTALS	RPI 1-25	RPI 26-50	W-L RECORDS	RPI 51-100	RPI 101-150	RPI 150+				
9- 18	0- 0	0- 0	OVERALL	0- 5	0- 3	9- 10				
6- 7	0- 0	0- 0	HOME	0- 2	0- 1	6- 4				
3- 11	0- 0	0- 0	AWAY	0- 3	0- 2	3- 6				
0- 0	0- 0	0- 0	NEUTRAL	0- 0	0- 0	0- 0				
2- 10	0- 0	0- 0	NON-CONFERENCE	0- 3	0- 3	2- 4				
1- 4	0- 0	0- 0	HOME	0- 1	0- 1	1- 2				
1- 6	0- 0	0- 0	AWAY	0- 2	0- 2	1- 2				
0- 0	0- 0	0- 0	NEUTRAL	0- 0	0- 0	0- 0				
7- 8	0- 0	0- 0	CONFERENCE	0- 2	0- 0	7- 6				
5- 3	0- 0	0- 0	HOME	0- 1	0- 0	5- 2				
2- 5	0- 0	0- 0	AWAY	0- 1	0- 0	2- 4				
0- 0	0- 0	0- 0	NEUTRAL	0- 0	0- 0	0- 0				

RPI 1-25				RPI 26-50				RPI 51-100				RPI 101+ Team's RPI: 267			
RPI	S	Opponent	Score	RPI	S	Opponent	Score	RPI	S	Opponent	Score	RPI	S	Opponent	Score
								55	A	IUPUI	63 77	134	A	Radford	46 79
								59	A	Belmont	75 89	139	H	Wright St.	54 65
								59	H	Belmont	66 85	145	A	Cincinnati	38 60
								76	H	Middle Tenn.	62 73	171	A	Morehead St.	65 79
								91	A	Vanderbilt	57 89	171	H	Morehead St.	52 81
												199	H	ETSU	76 82
												202	A	SIUE	49 60
												203	H	UNCG	59 65
												241	H	UT Martin	81 71
												249	A	Jacksonville St.	44 57
												249	H	Jacksonville St.	56 54
												254	A	UNC Asheville	65 77
												256	A	Tennessee St.	72 59
												256	H	Tennessee St.	64 59
												261	H	Murray St.	72 54
												265	A	Southeast Mo. St.	74 63
												269	H	Austin Peay	84 87
												290	A	Lipscomb	69 71
												294	A	Eastern Ill.	46 54
												295	H	Northern Ky.	55 40
												302	H	Eastern Ky.	53 51
												336	A	Winthrop	73 50
LAST 12 Division I GAMES:															
171	H	Morehead St.	52 81	302	H	Eastern Ky.	53 51								
249	A	Jacksonville St.	44 57	171	A	Morehead St.	65 79								
59	H	Belmont	66 85	59	A	Belmont	75 89								
256	A	Tennessee St.	72 59	256	H	Tennessee St.	64 59								
294	A	Eastern Ill.	46 54	249	H	Jacksonville St.	56 54								
241	H	UT Martin	81 71	261	H	Murray St.	72 54								

Non-Div I Games: Tenn. Wesleyan 54 41

Tennessee Tech

Average RPI Win:	118	WON-LOST	WINNING	LAST 10	STRENGTH OF	OPP. STRENGTH	TEAM	ADJ.	CONF.	ADJ CONF.
Average RPI Loss:	6	RECORD	PCT. RANK	GAMES	SCHEDULE	OF SCHEDULE	RPI	RPI	RPI	RPI
DIV. I ONLY	21- 6	27	8- 2	5	3	10	10	4	4	
DIV. I NON-CONF.	7- 4	114	1- 0	6	14	33	33	3	3	
TOTALS	RPI 1-25	RPI 26-50	W-L RECORDS	RPI 51-100	RPI 101-150	RPI 150+				
21- 6	5- 6	0- 0	OVERALL	5- 0	4- 0	7- 0				
13- 2	3- 2	0- 0	HOME	2- 0	2- 0	6- 0				
8- 3	2- 3	0- 0	AWAY	3- 0	2- 0	1- 0				
0- 1	0- 1	0- 0	NEUTRAL	0- 0	0- 0	0- 0				
7- 4	2- 4	0- 0	NON-CONFERENCE	0- 0	0- 0	5- 0				
6- 1	1- 1	0- 0	HOME	0- 0	0- 0	5- 0				
1- 2	1- 2	0- 0	AWAY	0- 0	0- 0	0- 0				
0- 1	0- 1	0- 0	NEUTRAL	0- 0	0- 0	0- 0				
14- 2	3- 2	0- 0	CONFERENCE	5- 0	4- 0	2- 0				
7- 1	2- 1	0- 0	HOME	2- 0	2- 0	1- 0				
7- 1	1- 1	0- 0	AWAY	3- 0	2- 0	1- 0				
0- 0	0- 0	0- 0	NEUTRAL	0- 0	0- 0	0- 0				

RPI	S	Opponent	Score
1	N	UConn	54 72
3	A	Mississippi St.	68 79
4	H	South Carolina	67 76
5	A	Baylor	85 79
5	H	Baylor	67 70
9	A	Stanford	59 71
11	A	Florida St.	92 88
15	A	Oklahoma	73 74
15	H	Oklahoma	86 68
17	H	Kansas St.	63 58
23	H	Tennessee	72 67

RPI	S	Opponent	Score
57	A	West Virginia	73 63
57	H	West Virginia	69 54
62	A	Iowa St.	75 68
67	A	Oklahoma St.	85 71
67	H	Oklahoma St.	66 35

RPI	S	Opponent	Score
105	A	Texas Tech	77 57
105	H	Texas Tech	67 47
140	A	TCU	77 69
140	H	TCU	83 54
166	A	Kansas	66 54
166	H	Kansas	75 42
189	H	UTSA	76 43
201	H	New Orleans	80 48
229	H	UTRGV	85 61
314	H	Northwestern St.	86 39
339	H	Houston Baptist	98 46

LAST 12 Division I GAMES:

5	H	Baylor	67 70	67	A	Oklahoma St.	85 71
15	A	Oklahoma	73 74	57	H	West Virginia	69 54
11	A	Florida St.	92 88	140	A	TCU	77 69
166	H	Kansas	75 42	105	A	Texas Tech	77 57
5	A	Baylor	85 79	15	H	Oklahoma	86 68
17	H	Kansas St.	63 58	57	A	West Virginia	73 63

Non-Div I Games:

Texas

Average RPI Win:	111	WON-LOST	WINNING	LAST 10	STRENGTH OF	OPP. STRENGTH	TEAM	ADJ.	CONF.	ADJ CONF.
Average RPI Loss:	38	RECORD	PCT. RANK	GAMES	SCHEDULE	OF SCHEDULE	RPI	RPI	RPI	RPI
DIV. I ONLY	19- 9	77	5- 5	10	25	25	25	2	2	
DIV. I NON-CONF.	10- 3	54	0- 0	44	83	38	38	2	2	
TOTALS	RPI 1-25	RPI 26-50	W-L RECORDS	RPI 51-100	RPI 101-150	RPI 150+				
19- 9	2- 4	3- 2	OVERALL	5- 3	5- 0	4- 0				
12- 3	0- 2	2- 0	HOME	3- 1	4- 0	3- 0				
5- 5	2- 2	0- 1	AWAY	2- 2	1- 0	0- 0				
2- 1	0- 0	1- 1	NEUTRAL	0- 0	0- 0	1- 0				
10- 3	0- 0	1- 1	NON-CONFERENCE	2- 2	4- 0	3- 0				
6- 1	0- 0	0- 0	HOME	1- 1	3- 0	2- 0				
2- 1	0- 0	0- 0	AWAY	1- 1	1- 0	0- 0				
2- 1	0- 0	1- 1	NEUTRAL	0- 0	0- 0	1- 0				
9- 6	2- 4	2- 1	CONFERENCE	3- 1	1- 0	1- 0				
6- 2	0- 2	2- 0	HOME	2- 0	1- 0	1- 0				
3- 4	2- 2	0- 1	AWAY	1- 1	0- 0	0- 0				
0- 0	0- 0	0- 0	NEUTRAL	0- 0	0- 0	0- 0				

RPI	S	Opponent	Score	RPI	S	Opponent	Score	RPI	S	Opponent	Score	RPI	S	Opponent	Score
3	A	Mississippi St.	61 71	29	N	Syracuse	105 84	51	A	Little Rock	55 37	101	H	Abilene Christian	71 45
3	H	Mississippi St.	67 72	33	A	LSU	63 67	64	H	Southern California	62 66	105	H	Texas Tech	98 90
4	H	South Carolina	64 80	33	H	LSU	54 52	83	A	Georgia	59 69	122	H	Central Ark.	74 49
14	A	Kentucky	77 68	43	H	Auburn	66 61	84	A	Florida	67 59	127	H	Alabama	69 48
22	A	Missouri	76 78	44	N	Dayton	57 74	84	H	Florida	84 76	140	A	TCU	75 67
23	A	Tennessee	61 59					88	A	SMU	53 54	153	H	Arkansas	90 65
								91	H	Vanderbilt	77 72	228	N	Southern U.	81 58
								99	H	SFA	63 48	282	H	Prairie View	90 62
												293	H	A&M-Corpus Christi	84 55
LAST 12 Division I GAMES:															
4	H	South Carolina	64 80	84	H	Florida	84 76								
3	H	Mississippi St.	67 72	3	A	Mississippi St.	61 71								
33	A	LSU	63 67	33	H	LSU	54 52								
23	A	Tennessee	61 59	22	A	Missouri	76 78								
127	H	Alabama	69 48	84	A	Florida	67 59								
43	H	Auburn	66 61	153	H	Arkansas	90 65								

Non-Div I Games:

Texas A&M

Texas Southern

Through Games Of Feb. 23, 2017

Average RPI Win:	279	WON-LOST	WINNING	LAST 10	STRENGTH OF	OPP. STRENGTH	TEAM	ADJ.	CONF.	ADJ CONF.
Average RPI Loss:	212	RECORD	PCT. RANK	GAMES	SCHEDULE	OF SCHEDULE	RPI	RPI	RPI	RPI
DIV. I ONLY	15- 9	106	6- 4	348	315	216	216	30	30	
DIV. I NON-CONF.	5- 5	165	0- 0	331	199	205	205	30	30	
TOTALS	RPI 1-25	RPI 26-50	W-L RECORDS	RPI 51-100	RPI 101-150	RPI 150+				
15- 9	0- 0	0- 0	OVERALL	0- 1	0- 1	15- 7				
6- 2	0- 0	0- 0	HOME	0- 0	0- 0	6- 2				
8- 7	0- 0	0- 0	AWAY	0- 1	0- 1	8- 5				
1- 0	0- 0	0- 0	NEUTRAL	0- 0	0- 0	1- 0				
5- 5	0- 0	0- 0	NON-CONFERENCE	0- 1	0- 1	5- 3				
0- 1	0- 0	0- 0	HOME	0- 0	0- 0	0- 1				
4- 4	0- 0	0- 0	AWAY	0- 1	0- 1	4- 2				
1- 0	0- 0	0- 0	NEUTRAL	0- 0	0- 0	1- 0				
10- 4	0- 0	0- 0	CONFERENCE	0- 0	0- 0	10- 4				
6- 1	0- 0	0- 0	HOME	0- 0	0- 0	6- 1				
4- 3	0- 0	0- 0	AWAY	0- 0	0- 0	4- 3				
0- 0	0- 0	0- 0	NEUTRAL	0- 0	0- 0	0- 0				

RPI 1-25			RPI 26-50			RPI 51-100				RPI 101+		Team's RPI: 216					
RPI	S	Opponent	Score	RPI	S	Opponent	Score	RPI	S	Opponent	Score	RPI	S	Opponent	Score		
								88	A	SMU	36	61	140	A	TCU	48	77
													165	H	Rice	49	52
													168	A	Texas St.	66	53
													201	A	New Orleans	57	63
													213	A	Grambling	52	64
													213	H	Grambling	69	61
													217	H	Alabama St.	52	48
													218	N	Presbyterian	74	62
													228	A	Southern U.	77	71
													252	A	Ark.-Pine Bluff	45	49
													252	H	Ark.-Pine Bluff	60	71
													282	A	Prairie View	70	62
													282	H	Prairie View	73	51
													291	A	FIU	70	62
													293	A	A&M-Corpus Christi	61	64
													300	A	UTEP	89	68
													305	A	Mississippi Val.	74	75
													305	H	Mississippi Val.	60	54
													307	A	Alcorn	57	53
													339	A	Houston Baptist	50	34
													346	A	Jackson St.	66	63
													346	H	Jackson St.	62	52
													349	H	Alabama A&M	60	51
LAST 12 Division I GAMES:																	
305	H	Mississippi Val.	60	54	217	H	Alabama St.	52	48								
252	H	Ark.-Pine Bluff	60	71	305	A	Mississippi Val.	74	75								
346	A	Jackson St.	66	63	252	A	Ark.-Pine Bluff	45	49								
213	A	Grambling	52	64	346	H	Jackson St.	62	52								
282	H	Prairie View	73	51	213	H	Grambling	69	61								
349	H	Alabama A&M	60	51	282	A	Prairie View	70	62								

Non-Div I Games: P.R.-Bayamon 64 58

Texas Southern

Loss, Non-Conf, S Site, H Home A Away N Neutral

Average RPI Win: 234	WON-LOST	WINNING	LAST 10	STRENGTH OF	OPP. STRENGTH	TEAM	ADJ.	CONF.	ADJ CONF.
Average RPI Loss: 169	RECORD	PCT. RANK	GAMES	SCHEDULE	OF SCHEDULE	RPI	RPI	RPI	RPI
DIV. I ONLY	15- 10	117	8- 2	269	233	168	168	21	21
DIV. I NON-CONF.	5- 5	165	0- 0	281	255	200	200	19	19
TOTALS	RPI 1-25	RPI 26-50	W-L RECORDS	RPI 51-100	RPI 101-150	RPI 150+			
15- 10	0- 1	0- 0	OVERALL	2- 2	1- 1	12- 6			
9- 3	0- 0	0- 0	HOME	1- 1	1- 0	7- 2			
6- 7	0- 1	0- 0	AWAY	1- 1	0- 1	5- 4			
0- 0	0- 0	0- 0	NEUTRAL	0- 0	0- 0	0- 0			
5- 5	0- 1	0- 0	NON-CONFERENCE	0- 1	0- 0	5- 3			
3- 1	0- 0	0- 0	HOME	0- 0	0- 0	3- 1			
2- 4	0- 1	0- 0	AWAY	0- 1	0- 0	2- 2			
0- 0	0- 0	0- 0	NEUTRAL	0- 0	0- 0	0- 0			
10- 5	0- 0	0- 0	CONFERENCE	2- 1	1- 1	7- 3			
6- 2	0- 0	0- 0	HOME	1- 1	1- 0	4- 1			
4- 3	0- 0	0- 0	AWAY	1- 0	0- 1	3- 2			
0- 0	0- 0	0- 0	NEUTRAL	0- 0	0- 0	0- 0			

RPI 1-25				RPI 26-50				RPI 51-100				RPI 101+ Team's RPI: 168			
RPI	S	Opponent	Score	RPI	S	Opponent	Score	RPI	S	Opponent	Score	RPI	S	Opponent	Score
5	A	Baylor	24 90					51	H	Little Rock	64 47	107	A	Troy	54 65
								88	A	SMU	56 64	149	H	Louisiana	62 40
								94	A	UT Arlington	75 69	172	A	Houston	61 56
								94	H	UT Arlington	39 61	187	A	North Texas	59 58
												189	A	UTSA	47 72
												212	A	Appalachian St.	53 37
												212	H	Appalachian St.	64 66
												216	H	Texas Southern	53 66
												226	A	Ga. Southern	69 71
												246	A	South Ala.	57 44
												246	H	South Ala.	55 39
												263	A	Georgia St.	62 51
												273	A	Coastal Caro.	48 64
												273	H	Coastal Caro.	83 62
												282	A	Prairie View	60 64
												293	H	A&M-Corpus Christi	57 50
												321	H	Arkansas St.	63 43
												329	H	Incarinate Word	67 50
												331	H	La.-Monroe	63 50
												340	H	Sam Houston St.	69 46
LAST 12 Division I GAMES:															
246	H	South Ala.	55 39	273	A	Coastal Caro.	48 64								
226	A	Ga. Southern	69 71	212	A	Appalachian St.	53 37								
263	A	Georgia St.	62 51	149	H	Louisiana	62 40								
51	H	Little Rock	64 47	331	H	La.-Monroe	63 50								
321	H	Arkansas St.	63 43	246	A	South Ala.	57 44								
94	A	UT Arlington	75 69	107	A	Troy	54 65								

Non-Div I Games: St. Edward's 51 **65**

Texas St.

Average RPI Win:	141	WON-LOST	WINNING	LAST 10	STRENGTH OF	OPP. STRENGTH	TEAM	ADJ.	CONF.	ADJ CONF.
Average RPI Loss:	52	RECORD	PCT. RANK	GAMES	SCHEDULE	OF SCHEDULE	RPI	RPI	RPI	RPI
DIV. I ONLY	12- 15	205	1- 9	19	23	105	105	4	4	
DIV. I NON-CONF.	8- 3	67	0- 0	40	125	37	37	3	3	
TOTALS	RPI 1-25	RPI 26-50	W-L RECORDS	RPI 51-100	RPI 101-150	RPI 150+				
12- 15	0- 9	0- 0	OVERALL	4- 3	4- 1	4- 2				
11- 4	0- 4	0- 0	HOME	4- 0	3- 0	4- 0				
0- 11	0- 5	0- 0	AWAY	0- 3	0- 1	0- 2				
1- 0	0- 0	0- 0	NEUTRAL	0- 0	1- 0	0- 0				
8- 3	0- 2	0- 0	NON-CONFERENCE	1- 0	4- 0	3- 1				
7- 0	0- 0	0- 0	HOME	1- 0	3- 0	3- 0				
0- 3	0- 2	0- 0	AWAY	0- 0	0- 0	0- 1				
1- 0	0- 0	0- 0	NEUTRAL	0- 0	1- 0	0- 0				
4- 12	0- 7	0- 0	CONFERENCE	3- 3	0- 1	1- 1				
4- 4	0- 4	0- 0	HOME	3- 0	0- 0	1- 0				
0- 8	0- 3	0- 0	AWAY	0- 3	0- 1	0- 1				
0- 0	0- 0	0- 0	NEUTRAL	0- 0	0- 0	0- 0				

RPI S	Opponent	Score	RPI S	Opponent	Score	RPI S	Opponent	Score	RPI S	Opponent	Score	Team's RPI: 105
5	H Baylor	61 79				57	A West Virginia	79 89	108	N Fordham	59 50	
10	A Texas	47 67				57	H West Virginia	75 66	122	H Central Ark.	79 45	
10	H Texas	57 77				62	A Iowa St.	68 79	124	H North Dakota	90 80	
15	A Oklahoma	45 66				62	H Iowa St.	75 66	136	H New Mexico	69 58	
15	H Oklahoma	56 64				67	A Oklahoma St.	62 75	140	A TCU	62 76	
16	A Miami (FL)	56 74				67	H Oklahoma St.	70 65	153	A Arkansas	60 66	
17	A Kansas St.	54 68				94	H UT Arlington	79 60	166	A Kansas	60 66	
17	H Kansas St.	53 65							166	H Kansas	75 60	
25	A Texas A&M	90 98							172	H Houston	84 60	
									282	H Prairie View	85 43	
									307	H Alcorn	90 37	
LAST 12 Division I GAMES:												
67	A Oklahoma St.	62 75	17	H Kansas St.	53 65							
166	H Kansas	75 60	166	A Kansas	60 66							
62	A Iowa St.	68 79	57	A West Virginia	79 89							
15	H Oklahoma	56 64	10	H Texas	57 77							
140	A TCU	62 76	15	A Oklahoma	45 66							
5	H Baylor	61 79	57	H West Virginia	75 66							

Non-Div I Games:

Texas Tech

■ Loss,
 ■ Non-Conf, S Site,
 ■ Home
 ■ Away
 N Neutral

Average RPI Win:	204	WON-LOST	WINNING	LAST 10	STRENGTH OF	OPP. STRENGTH	TEAM	ADJ.	CONF.	ADJ CONF.
Average RPI Loss:	57	RECORD	PCT. RANK	GAMES	SCHEDULE	OF SCHEDULE	RPI	RPI	RPI	RPI
DIV. I ONLY	17- 8	76	6- 4	119	92	89	89	10	10	
DIV. I NON-CONF.	8- 2	49	0- 0	243	39	87	87	12	12	
TOTALS	RPI 1-25	RPI 26-50	W-L RECORDS	RPI 51-100	RPI 101-150	RPI 150+				
17- 8	0- 2	2- 3	OVERALL	2- 1	0- 2	13- 0				
9- 4	0- 1	1- 1	HOME	1- 1	0- 1	7- 0				
7- 3	0- 0	1- 2	AWAY	1- 0	0- 1	5- 0				
1- 1	0- 1	0- 0	NEUTRAL	0- 0	0- 0	1- 0				
8- 2	0- 2	1- 0	NON-CONFERENCE	0- 0	0- 0	7- 0				
4- 1	0- 1	0- 0	HOME	0- 0	0- 0	4- 0				
3- 0	0- 0	1- 0	AWAY	0- 0	0- 0	2- 0				
1- 1	0- 1	0- 0	NEUTRAL	0- 0	0- 0	1- 0				
9- 6	0- 0	1- 3	CONFERENCE	2- 1	0- 2	6- 0				
5- 3	0- 0	1- 1	HOME	1- 1	0- 1	3- 0				
4- 3	0- 0	0- 2	AWAY	1- 0	0- 1	3- 0				
0- 0	0- 0	0- 0	NEUTRAL	0- 0	0- 0	0- 0				

RPI	S	Opponent	Score	RPI	S	Opponent	Score	RPI	S	Opponent	Score	RPI	S	Opponent	Score
2	H	Notre Dame	68 85	36	A	Central Mich.	61 72	65	A	Buffalo	73 64	103	A	Kent St.	60 70
12	N	UCLA	73 75	36	H	Central Mich.	74 72	65	H	Buffalo	85 63	121	H	Ball St.	45 51
				44	A	Dayton	76 72	80	H	Northern Ill.	73 77	163	H	Detroit Mercy	72 66
				49	A	Ohio	55 61					176	A	Cleveland St.	92 59
				49	H	Ohio	55 64					184	A	Western Mich.	72 66
												230	H	Miami (OH)	64 50
												232	H	St. Bonaventure	74 50
												239	A	Akron	61 57
												270	H	Bowling Green	74 59
												278	N	Davidson	76 41
												285	A	Eastern Mich.	66 49
												285	H	Eastern Mich.	65 57
												293	A	A&M-Corpus Christi	76 60
												301	H	Rhode Island	65 50
												317	H	Ill.-Chicago	79 51
LAST 12 Division I GAMES:															
285	H	Eastern Mich.	65 57	65	H	Buffalo	85 63								
36	A	Central Mich.	61 72	36	H	Central Mich.	74 72								
239	A	Akron	61 57	103	A	Kent St.	60 70								
270	H	Bowling Green	74 59	49	H	Ohio	55 64								
184	A	Western Mich.	72 66	80	H	Northern Ill.	73 77								
49	A	Ohio	55 61	65	A	Buffalo	73 64								

Non-Div I Games: Madonna 99 47

Toledo

■ Loss,
 ■ Non-Conf, S Site,
 ■ Home
 ■ Away
 N Neutral

Average RPI Win: 196	WON-LOST	WINNING	LAST 10	STRENGTH OF	OPP. STRENGTH	TEAM	ADJ.	CONF.	ADJ CONF.
Average RPI Loss: 132	RECORD	PCT. RANK	GAMES	SCHEDULE	OF SCHEDULE	RPI	RPI	RPI	RPI
DIV. I ONLY	11- 15	214	2- 8	137	147	206	206	9	9
DIV. I NON-CONF.	7- 4	114	0- 0	195	314	157	157	8	8
TOTALS	RPI 1-25	RPI 26-50	W-L RECORDS	RPI 51-100	RPI 101-150	RPI 150+			
11- 15	0- 1	2- 1	OVERALL	0- 3	2- 3	7- 7			
8- 7	0- 0	1- 0	HOME	0- 2	2- 2	5- 3			
3- 8	0- 1	1- 1	AWAY	0- 1	0- 1	2- 4			
0- 0	0- 0	0- 0	NEUTRAL	0- 0	0- 0	0- 0			
7- 4	0- 1	0- 0	NON-CONFERENCE	0- 1	1- 1	6- 1			
5- 2	0- 0	0- 0	HOME	0- 1	1- 1	4- 0			
2- 2	0- 1	0- 0	AWAY	0- 0	0- 0	2- 1			
0- 0	0- 0	0- 0	NEUTRAL	0- 0	0- 0	0- 0			
4- 11	0- 0	2- 1	CONFERENCE	0- 2	1- 2	1- 6			
3- 5	0- 0	1- 0	HOME	0- 1	1- 1	1- 3			
1- 6	0- 0	1- 1	AWAY	0- 1	0- 1	0- 3			
0- 0	0- 0	0- 0	NEUTRAL	0- 0	0- 0	0- 0			

RPI 1-25				RPI 26-50				RPI 51-100				RPI 101+ Team's RPI: 206			
RPI	S	Opponent	Score	RPI	S	Opponent	Score	RPI	S	Opponent	Score	RPI	S	Opponent	Score
21	A	Maryland	63 97	26	A	Elon	55 83	56	A	Drexel	48 58	112	H	Rider	75 79
				38	A	James Madison	60 55	56	H	Drexel	65 80	119	H	Cornell	68 63
				38	H	James Madison	54 51	61	H	Georgetown	59 75	131	H	Delaware	67 73
												147	A	William & Mary	55 68
												147	H	William & Mary	64 60
												156	A	Northeastern	64 72
												156	H	Northeastern	51 63
												179	H	Hofstra	61 70
												186	H	George Mason	79 75
												193	A	Col. of Charleston	54 59
												193	H	Col. of Charleston	61 59
												208	A	UMBC	59 48
												222	A	UNCW	56 59
												222	H	UNCW	42 48
												248	A	Colgate	71 76
												274	H	Norfolk St.	61 58
												276	H	Coppin St.	69 65
												338	A	Wagner	69 40
												341	H	UMass Lowell	90 56
LAST 12 Division I GAMES:															
156	H	Northeastern	51 63	131	H	Delaware	67 73								
56	H	Drexel	65 80	222	A	UNCW	56 59								
147	A	William & Mary	55 68	38	A	James Madison	60 55								
222	H	UNCW	42 48	147	H	William & Mary	64 60								
193	A	Col. of Charleston	54 59	193	H	Col. of Charleston	61 59								
26	A	Elon	55 83	179	H	Hofstra	61 70								

Non-Div I Games:

Towson

Average RPI Win: 223	WON-LOST	WINNING	LAST 10	STRENGTH OF	OPP. STRENGTH	TEAM	ADJ.	CONF.	ADJ CONF.
Average RPI Loss: 112	RECORD	PCT. RANK	GAMES	SCHEDULE	OF SCHEDULE	RPI	RPI	RPI	RPI
DIV. I ONLY	16- 8	84	6- 4	198	169	107	107	21	21
DIV. I NON-CONF.	5- 4	143	0- 0	145	53	105	105	19	19
TOTALS	RPI 1-25	RPI 26-50	W-L RECORDS	RPI 51-100	RPI 101-150	RPI 150+			
16- 8	0- 1	0- 1	OVERALL	3- 3	0- 1	13- 2			
8- 2	0- 0	0- 0	HOME	2- 0	0- 0	6- 2			
6- 6	0- 0	0- 0	AWAY	0- 0	0- 0	6- 0			
2- 0	0- 0	0- 0	NEUTRAL	1- 0	0- 0	1- 0			
5- 4	0- 1	0- 1	NON-CONFERENCE	2- 1	0- 0	3- 1			
2- 1	0- 0	0- 0	HOME	1- 0	0- 0	1- 1			
1- 3	0- 1	0- 1	AWAY	0- 1	0- 0	1- 0			
2- 0	0- 0	0- 0	NEUTRAL	1- 0	0- 0	1- 0			
11- 4	0- 0	0- 0	CONFERENCE	1- 2	0- 1	10- 1			
6- 1	0- 0	0- 0	HOME	1- 0	0- 0	5- 1			
5- 3	0- 0	0- 0	AWAY	0- 2	0- 1	5- 0			
0- 0	0- 0	0- 0	NEUTRAL	0- 0	0- 0	0- 0			

RPI 1-25				RPI 26-50				RPI 51-100				RPI 101+ Team's RPI: 107			
RPI	S	Opponent	Score	RPI	S	Opponent	Score	RPI	S	Opponent	Score	RPI	S	Opponent	Score
23	A	Tennessee	84 110	43	A	Auburn	52 61	51	A	Little Rock	74 77	149	A	Louisiana	72 80
								58	N	Villanova	93 85	168	H	Texas St.	65 54
								59	H	Belmont	91 74	182	H	UAB	77 81
								93	A	Jacksonville	70 77	212	H	Appalachian St.	86 77
								94	A	UT Arlington	72 78	217	H	Alabama St.	95 66
								94	H	UT Arlington	85 68	226	A	Ga. Southern	89 86
												226	H	Ga. Southern	77 67
												246	A	South Ala.	73 57
												246	H	South Ala.	75 71
												263	A	Georgia St.	87 69
												263	H	Georgia St.	65 68
												273	H	Coastal Caro.	78 66
												309	A	Nicholls St.	100 75
												315	N	Loyola Chicago	91 67
												321	A	Arkansas St.	83 75
												331	A	La.-Monroe	94 67
LAST 12 Division I GAMES:															
94	A	UT Arlington	72 78	263	H	Georgia St.	65 68								
273	H	Coastal Caro.	78 66	226	H	Ga. Southern	77 67								
212	H	Appalachian St.	86 77	321	A	Arkansas St.	83 75								
149	A	Louisiana	72 80	51	A	Little Rock	74 77								
331	A	La.-Monroe	94 67	94	H	UT Arlington	85 68								
246	H	South Ala.	75 71	168	H	Texas St.	65 54								

Non-Div I Games: Armstrong St. 118 72 Thomas (GA) 110 55

Troy

Loss, Non-Conf, S Site, H Home A Away N Neutral

Average RPI Win:	158	WON-LOST	WINNING	LAST 10	STRENGTH OF	OPP. STRENGTH	TEAM	ADJ.	CONF.	ADJ CONF.
Average RPI Loss:	91	RECORD	PCT. RANK	GAMES	SCHEDULE	OF SCHEDULE	RPI	RPI	RPI	RPI
DIV. I ONLY	8- 19	277	3- 7	39	68	162	162	5	5	
DIV. I NON-CONF.	4- 9	248	0- 0	97	132	195	195	5	5	
TOTALS	RPI 1-25	RPI 26-50	W-L RECORDS	RPI 51-100	RPI 101-150	RPI 150+				
8- 19	0- 6	0- 1	OVERALL	1- 5	3- 2	4- 5				
5- 7	0- 2	0- 0	HOME	1- 2	1- 1	3- 2				
3- 11	0- 4	0- 1	AWAY	0- 2	2- 1	1- 3				
0- 1	0- 0	0- 0	NEUTRAL	0- 1	0- 0	0- 0				
4- 9	0- 2	0- 0	NON-CONFERENCE	0- 3	2- 1	2- 3				
2- 3	0- 0	0- 0	HOME	0- 2	1- 0	1- 1				
2- 5	0- 2	0- 0	AWAY	0- 0	1- 1	1- 2				
0- 1	0- 0	0- 0	NEUTRAL	0- 1	0- 0	0- 0				
4- 10	0- 4	0- 1	CONFERENCE	1- 2	1- 1	2- 2				
3- 4	0- 2	0- 0	HOME	1- 0	0- 1	2- 1				
1- 6	0- 2	0- 1	AWAY	0- 2	1- 0	0- 1				
0- 0	0- 0	0- 0	NEUTRAL	0- 0	0- 0	0- 0				

RPI	S	Opponent	Score
1	A	UConn	50 96
1	H	UConn	58 98
15	A	Oklahoma	68 85
17	A	Kansas St.	62 82
20	A	Temple	43 70
20	H	Temple	49 58

RPI	S	Opponent	Score
32	A	South Fla.	68 84

RPI	S	Opponent	Score
51	H	Little Rock	58 63
54	A	Tulane	65 70
63	H	South Dakota	68 71
88	A	SMU	41 62
88	H	SMU	66 59
96	N	BYU	56 71

RPI	S	Opponent	Score	Team's RPI: 162
102	H	Saint Louis	70 64	
106	A	UCF	73 62	
106	H	UCF	58 62	
136	A	New Mexico	67 64	
148	A	Oral Roberts	68 76	
153	H	Arkansas	50 57	
154	H	East Carolina	100 92	
167	H	Memphis	57 52	
172	A	Houston	66 71	
172	H	Houston	62 65	
187	H	North Texas	63 58	
205	A	Indiana St.	68 72	
321	A	Arkansas St.	80 83	
323	A	UMKC	80 70	

LAST 12 Division I GAMES:

88	A	SMU	41 62	88	H	SMU	66 59
172	H	Houston	62 65	54	A	Tulane	65 70
106	H	UCF	58 62	106	A	UCF	73 62
20	A	Temple	43 70	1	H	UConn	58 98
1	A	UConn	50 96	20	H	Temple	49 58
154	H	East Carolina	100 92	32	A	South Fla.	68 84

Non-Div I Games:

Tulsa

■ Loss,
 ■ Non-Conf,
 ■ S Site,
 ■ Home
 ■ A Away
 N Neutral

UU

Non-Div I Games:	Miles	106	48
------------------	-------	-----	----

Average RPI Win:	235	WON-LOST	WINNING	LAST 10	STRENGTH OF	OPP. STRENGTH	TEAM	ADJ.	CONF.	ADJ CONF.
Average RPI Loss:	84	RECORD	PCT. RANK	GAMES	SCHEDULE	OF SCHEDULE	RPI	RPI	RPI	RPI
DIV. I ONLY	19- 6	40	9- 1	238	179	98	98	25	25	
DIV. I NON-CONF.	8- 4	97	0- 0	86	95	61	61	23	23	
TOTALS	RPI 1-25	RPI 26-50	W-L RECORDS	RPI 51-100	RPI 101-150	RPI 150+				
19- 6	0- 2	0- 0	OVERALL	1- 1	3- 2	15- 1				
10- 2	0- 0	0- 0	HOME	1- 0	1- 1	8- 1				
9- 3	0- 2	0- 0	AWAY	0- 0	2- 1	7- 0				
0- 1	0- 0	0- 0	NEUTRAL	0- 1	0- 0	0- 0				
8- 4	0- 2	0- 0	NON-CONFERENCE	1- 1	3- 0	4- 1				
4- 1	0- 0	0- 0	HOME	1- 0	1- 0	2- 1				
4- 2	0- 2	0- 0	AWAY	0- 0	2- 0	2- 0				
0- 1	0- 0	0- 0	NEUTRAL	0- 1	0- 0	0- 0				
11- 2	0- 0	0- 0	CONFERENCE	0- 0	0- 2	11- 0				
6- 1	0- 0	0- 0	HOME	0- 0	0- 1	6- 0				
5- 1	0- 0	0- 0	AWAY	0- 0	0- 1	5- 0				
0- 0	0- 0	0- 0	NEUTRAL	0- 0	0- 0	0- 0				

RPI 1-25				RPI 26-50				RPI 51-100				Team's RPI: 98	RPI 101+			
RPI	S	Opponent	Score	RPI	S	Opponent	Score	RPI	S	Opponent	Score		RPI	S	Opponent	Score
6	A	Oregon St.	52 93					81	H	Montana St.	70 62		106	A	UCF	77 71
9	A	Stanford	42 68					93	N	Jacksonville	54 61		109	A	Long Beach St.	62 64
													109	H	Long Beach St.	51 64
													132	H	St. Mary's (CA)	68 66
													141	A	San Francisco	78 58
													170	H	CSUN	81 65
													174	H	UC Riverside	72 55
													179	H	Hofstra	60 64
													236	A	UC Santa Barbara	62 48
													238	A	Pacific	95 87
													253	A	Cal Poly	61 53
													253	H	Cal Poly	83 75
													258	A	Hawaii	69 50
													258	H	Hawaii	70 55
													262	H	Portland	66 52
													271	H	San Diego St.	75 55
													289	A	Sacramento St.	110 78
													324	A	UC Irvine	89 48
													324	H	UC Irvine	62 42
													345	A	Cal St. Fullerton	70 51
													345	H	Cal St. Fullerton	59 39
LAST 12 Division I GAMES:																
253	H	Cal Poly	83 75	174	H	UC Riverside	72 55									
258	A	Hawaii	69 50	109	A	Long Beach St.	62 64									
324	H	UC Irvine	62 42	345	A	Cal St. Fullerton	70 51									
236	A	UC Santa Barbara	62 48	170	H	CSUN	81 65									
253	A	Cal Poly	61 53	109	H	Long Beach St.	51 64									
345	H	Cal St. Fullerton	59 39	258	H	Hawaii	70 55									

Non-Div I Games: Holy Names 91 51

UC Davis

Average RPI Win:	235	WON-LOST	WINNING	LAST 10	STRENGTH OF	OPP. STRENGTH	TEAM	ADJ.	CONF.	ADJ CONF.
Average RPI Loss:	188	RECORD	PCT. RANK	GAMES	SCHEDULE	OF SCHEDULE	RPI	RPI	RPI	RPI
DIV. I ONLY	3- 23	338	1- 9	185	275	324	324	25	25	
DIV. I NON-CONF.	1- 12	332	0- 0	177	297	318	318	23	23	
TOTALS	RPI 1-25	RPI 26-50	W-L RECORDS	RPI 51-100	RPI 101-150	RPI 150+				
3- 23	0- 0	0- 0	OVERALL	0- 5	0- 3	3- 15				
1- 12	0- 0	0- 0	HOME	0- 3	0- 2	1- 7				
2- 10	0- 0	0- 0	AWAY	0- 2	0- 1	2- 7				
0- 1	0- 0	0- 0	NEUTRAL	0- 0	0- 0	0- 1				
1- 12	0- 0	0- 0	NON-CONFERENCE	0- 3	0- 2	1- 7				
0- 6	0- 0	0- 0	HOME	0- 2	0- 1	0- 3				
1- 5	0- 0	0- 0	AWAY	0- 1	0- 1	1- 3				
0- 1	0- 0	0- 0	NEUTRAL	0- 0	0- 0	0- 1				
2- 11	0- 0	0- 0	CONFERENCE	0- 2	0- 1	2- 8				
1- 6	0- 0	0- 0	HOME	0- 1	0- 1	1- 4				
1- 5	0- 0	0- 0	AWAY	0- 1	0- 0	1- 4				
0- 0	0- 0	0- 0	NEUTRAL	0- 0	0- 0	0- 0				

RPI S	Opponent	Score	RPI S	Opponent	Score	RPI S	Opponent	Score	RPI S	Opponent	Score	Team's RPI: 324
						64	H Southern California	45 83	102	H Saint Louis	69 79	
						74	A Gonzaga	38 102	109	H Long Beach St.	63 68	
						95	H UNLV	46 62	144	A Idaho St.	54 65	
						98	A UC Davis	42 62	170	A CSUN	77 85	
						98	H UC Davis	48 89	170	H CSUN	77 52	
									174	A UC Riverside	58 76	
									174	H UC Riverside	58 79	
									177	N Fresno St.	45 63	
									183	A Utah St.	52 66	
									204	A Loyola Marymount	39 58	
									236	H UC Santa Barbara	60 85	
									253	A Cal Poly	74 71	
									253	H Cal Poly	60 78	
									255	A Portland St.	73 79	
									258	A Hawaii	62 79	
									258	H Hawaii	60 73	
									268	H CSU Bakersfield	66 86	
									283	A Nevada	72 59	
									287	H Southern Utah	58 70	
									289	H Sacramento St.	70 78	
									345	A Cal St. Fullerton	53 64	
LAST 12 Division I GAMES:												
258	H Hawaii	60 73	236	H UC Santa Barbara	60 85							
253	A Cal Poly	74 71	258	A Hawaii	62 79							
170	A CSUN	77 85	174	H UC Riverside	58 79							
98	A UC Davis	42 62	345	A Cal St. Fullerton	53 64							
253	H Cal Poly	60 78	170	H CSUN	77 52							
109	H Long Beach St.	63 68	174	A UC Riverside	58 76							

Non-Div I Games: Concordia (CA) 92 61

UC Irvine

■ Loss,
 ■ Non-Conf,
 ■ S Site,
 ■ Home
 ■ A Away
 N Neutral

UC Riverside

Through Games Of Feb. 23, 2017

Average RPI Win:	267	WON-LOST	WINNING	LAST 10	STRENGTH OF	OPP. STRENGTH	TEAM	ADJ.	CONF.	ADJ CONF.
Average RPI Loss:	107	RECORD	PCT. RANK	GAMES	SCHEDULE	OF SCHEDULE	RPI	RPI	RPI	RPI
DIV. I ONLY	15- 12	145	6- 4	247	201	174	174	25	25	
DIV. I NON-CONF.	6- 7	182	0- 0	119	128	148	148	23	23	
TOTALS	RPI 1-25	RPI 26-50	W-L RECORDS	RPI 51-100	RPI 101-150	RPI 150+				
15- 12	0- 1	0- 0	OVERALL	0- 6	0- 2	15- 3				
8- 4	0- 0	0- 0	HOME	0- 2	0- 1	8- 1				
6- 8	0- 1	0- 0	AWAY	0- 4	0- 1	6- 2				
1- 0	0- 0	0- 0	NEUTRAL	0- 0	0- 0	1- 0				
6- 7	0- 1	0- 0	NON-CONFERENCE	0- 5	0- 0	6- 1				
3- 2	0- 0	0- 0	HOME	0- 2	0- 0	3- 0				
2- 5	0- 1	0- 0	AWAY	0- 3	0- 0	2- 1				
1- 0	0- 0	0- 0	NEUTRAL	0- 0	0- 0	1- 0				
9- 5	0- 0	0- 0	CONFERENCE	0- 1	0- 2	9- 2				
5- 2	0- 0	0- 0	HOME	0- 0	0- 1	5- 1				
4- 3	0- 0	0- 0	AWAY	0- 1	0- 1	4- 1				
0- 0	0- 0	0- 0	NEUTRAL	0- 0	0- 0	0- 0				

RPI 1-25				RPI 26-50				RPI 51-100				RPI 101+ Team's RPI: 174			
RPI	S	Opponent	Score	RPI	S	Opponent	Score	RPI	S	Opponent	Score	RPI	S	Opponent	Score
22	A	Missouri	62 68					63	H	South Dakota	55 61	109	A	Long Beach St.	51 55
								64	A	Southern California	49 67	109	H	Long Beach St.	66 73
								66	A	California	56 71	166	A	Kansas	84 90
								85	H	Penn	55 71	170	H	CSUN	67 70
								97	A	FGCU	45 60	204	A	Loyola Marymount	75 72
								98	A	UC Davis	55 72	215	H	Grand Canyon	77 64
												219	H	Seattle U	58 54
												231	N	Samford	51 48
												236	A	UC Santa Barbara	54 58
												236	H	UC Santa Barbara	73 69
												253	A	Cal Poly	72 69
												253	H	Cal Poly	68 59
												258	A	Hawaii	79 59
												258	H	Hawaii	63 45
												268	A	CSU Bakersfield	71 66
												271	H	San Diego St.	72 44
												324	A	UC Irvine	79 58
												324	H	UC Irvine	76 58
												345	A	Cal St. Fullerton	75 63
												345	H	Cal St. Fullerton	68 45
LAST 12 Division I GAMES:															
109	H	Long Beach St.	66 73	258	H	Hawaii	63 45								
345	A	Cal St. Fullerton	75 63	109	A	Long Beach St.	51 55								
236	H	UC Santa Barbara	73 69	98	A	UC Davis	55 72								
170	H	CSUN	67 70	345	H	Cal St. Fullerton	68 45								
258	A	Hawaii	79 59	324	A	UC Irvine	79 58								
253	A	Cal Poly	72 69	236	A	UC Santa Barbara	54 58								

Non-Div I Games:

UC Riverside

■ Loss,
 ■ Non-Conf,
 ■ S Site,
 ■ H Home
 ■ A Away
 N Neutral

Average RPI Win:	265	WON-LOST	WINNING	LAST 10	STRENGTH OF	OPP. STRENGTH	TEAM	ADJ.	CONF.	ADJ CONF.
Average RPI Loss:	161	RECORD	PCT. RANK	GAMES	SCHEDULE	OF SCHEDULE	RPI	RPI	RPI	RPI
DIV. I ONLY	12- 14	194	5- 5	308	191	236	236	25	25	
DIV. I NON-CONF.	5- 8	218	0- 0	314	145	276	276	23	23	
TOTALS	RPI 1-25	RPI 26-50	W-L RECORDS	RPI 51-100	RPI 101-150	RPI 150+				
12- 14	0- 1	0- 0	OVERALL	0- 2	1- 2	11- 9				
6- 5	0- 1	0- 0	HOME	0- 1	1- 1	5- 2				
4- 9	0- 0	0- 0	AWAY	0- 1	0- 1	4- 7				
2- 0	0- 0	0- 0	NEUTRAL	0- 0	0- 0	2- 0				
5- 8	0- 1	0- 0	NON-CONFERENCE	0- 1	0- 1	5- 5				
2- 3	0- 1	0- 0	HOME	0- 0	0- 1	2- 1				
1- 5	0- 0	0- 0	AWAY	0- 1	0- 0	1- 4				
2- 0	0- 0	0- 0	NEUTRAL	0- 0	0- 0	2- 0				
7- 6	0- 0	0- 0	CONFERENCE	0- 1	1- 1	6- 4				
4- 2	0- 0	0- 0	HOME	0- 1	1- 0	3- 1				
3- 4	0- 0	0- 0	AWAY	0- 0	0- 1	3- 3				
0- 0	0- 0	0- 0	NEUTRAL	0- 0	0- 0	0- 0				

RPI 1-25				RPI 26-50				RPI 51-100				RPI 101+ Team's RPI: 236			
RPI	S	Opponent	Score	RPI	S	Opponent	Score	RPI	S	Opponent	Score	RPI	S	Opponent	Score
12	H	UCLA	52 71					62	A	Iowa St.	60 77	109	A	Long Beach St.	45 59
								98	H	UC Davis	48 62	109	H	Long Beach St.	65 60
												137	H	Yale	60 64
												151	H	Santa Clara	58 69
												170	A	CSUN	61 75
												170	H	CSUN	55 62
												174	A	UC Riverside	69 73
												174	H	UC Riverside	58 54
												177	A	Fresno St.	50 49
												204	A	Loyola Marymount	55 57
												219	A	Seattle U	53 58
												227	A	San Diego	63 77
												253	A	Cal Poly	67 78
												258	A	Hawaii	67 52
												258	H	Hawaii	74 62
												271	A	San Diego St.	70 84
												292	N	North Dakota St.	66 59
												293	N	A&M-Corpus Christi	66 60
												296	H	Northern Ariz.	60 51
												304	H	Pepperdine	66 57
												324	A	UC Irvine	85 60
												345	A	Cal St. Fullerton	56 49
												345	H	Cal St. Fullerton	57 37
LAST 12 Division I GAMES:															
109	A	Long Beach St.	45 59	324	A	UC Irvine	85 60								
174	A	UC Riverside	69 73	170	A	CSUN	61 75								
258	A	Hawaii	67 52	258	H	Hawaii	74 62								
170	H	CSUN	55 62	109	H	Long Beach St.	65 60								
98	H	UC Davis	48 62	174	H	UC Riverside	58 54								
345	H	Cal St. Fullerton	57 37	345	A	Cal St. Fullerton	56 49								

Non-Div I Games:

UC Santa Barbara

■ Loss,
■ Non-Conf,
■ S Site,
■ H Home
■ A Away
N Neutral

Average RPI Win:	188	WON-LOST	WINNING	LAST 10	STRENGTH OF	OPP. STRENGTH	TEAM	ADJ.	CONF.	ADJ CONF.
Average RPI Loss:	109	RECORD	PCT. RANK	GAMES	SCHEDULE	OF SCHEDULE	RPI	RPI	RPI	RPI
DIV. I ONLY	18- 9	84	7- 3	171	83	106	106	5	5	
DIV. I NON-CONF.	10- 3	54	0- 0	226	241	101	101	5	5	
TOTALS	RPI 1-25	RPI 26-50	W-L RECORDS	RPI 51-100	RPI 101-150	RPI 150+				
18- 9	0- 1	1- 0	OVERALL	1- 4	2- 1	14- 3				
9- 5	0- 1	0- 0	HOME	0- 2	2- 0	7- 2				
9- 4	0- 0	1- 0	AWAY	1- 2	0- 1	7- 1				
0- 0	0- 0	0- 0	NEUTRAL	0- 0	0- 0	0- 0				
10- 3	0- 0	0- 0	NON-CONFERENCE	0- 3	1- 0	9- 0				
6- 2	0- 0	0- 0	HOME	0- 2	1- 0	5- 0				
4- 1	0- 0	0- 0	AWAY	0- 1	0- 0	4- 0				
0- 0	0- 0	0- 0	NEUTRAL	0- 0	0- 0	0- 0				
8- 6	0- 1	1- 0	CONFERENCE	1- 1	1- 1	5- 3				
3- 3	0- 1	0- 0	HOME	0- 0	1- 0	2- 2				
5- 3	0- 0	1- 0	AWAY	1- 1	0- 1	3- 1				
0- 0	0- 0	0- 0	NEUTRAL	0- 0	0- 0	0- 0				

RPI	S	Opponent	Score	RPI	S	Opponent	Score	RPI	S	Opponent	Score	RPI	S	Opponent	Score	RPI	S	Opponent	Score	Team's RPI: 106
1	H	UConn	48 84	32	A	South Fla.	66 62	54	A	Tulane	56 51	112	H	Rider	49 30					
								65	A	Buffalo	65 66	145	A	Cincinnati	57 63					
								88	A	SMU	58 63	145	H	Cincinnati	64 44					
								90	H	Virginia Tech	64 67	154	A	East Carolina	54 42					
								98	H	UC Davis	71 77	154	H	East Carolina	79 51					
												155	H	Omaha	81 41					
												162	A	Tulsa	62 58					
												162	H	Tulsa	62 73					
												167	A	Memphis	59 65					
												167	H	Memphis	62 65					
												172	A	Houston	62 48					
												172	H	Houston	85 59					
												191	H	Bethune-Cookman	70 43					
												226	A	Ga. Southern	74 54					
												246	H	South Ala.	70 58					
												250	A	Butler	66 59					
												269	H	Austin Peay	61 43					
												278	A	Davidson	57 38					
												291	A	FIU	69 52					
												312	H	Gardner-Webb	66 52					
LAST 12 Division I GAMES:																				
54	A	Tulane	56 51	167	A	Memphis	59 65													
154	H	East Carolina	79 51	145	H	Cincinnati	64 44													
32	A	South Fla.	66 62	162	H	Tulsa	62 73													
162	A	Tulsa	62 58	154	A	East Carolina	54 42													
172	H	Houston	85 59	172	A	Houston	62 48													
88	A	SMU	58 63	167	H	Memphis	62 65													

Non-Div I Games:

UCF

■ Loss,
 ■ Non-Conf,
 S Site,
 ■ Home
 ■ Away
 N Neutral

Average RPI Win:	112	WON-LOST	WINNING	LAST 10	STRENGTH OF	OPP. STRENGTH	TEAM	ADJ.	CONF.	ADJ CONF.
Average RPI Loss:	32	RECORD	PCT. RANK	GAMES	SCHEDULE	OF SCHEDULE	RPI	RPI	RPI	RPI
DIV. I ONLY	20- 7	52	7- 3	12	8	12	12	1	1	
DIV. I NON-CONF.	9- 2	37	0- 0	62	100	15	15	1	1	
TOTALS	RPI 1-25	RPI 26-50	W-L RECORDS	RPI 51-100	RPI 101-150	RPI 150+				
20- 7	3- 4	3- 1	OVERALL	6- 1	2- 1	6- 0				
14- 0	2- 0	3- 0	HOME	3- 0	2- 0	4- 0				
4- 7	1- 4	0- 1	AWAY	1- 1	0- 1	2- 0				
2- 0	0- 0	0- 0	NEUTRAL	2- 0	0- 0	0- 0				
9- 2	0- 2	1- 0	NON-CONFERENCE	2- 0	0- 0	6- 0				
5- 0	0- 0	1- 0	HOME	0- 0	0- 0	4- 0				
2- 2	0- 2	0- 0	AWAY	0- 0	0- 0	2- 0				
2- 0	0- 0	0- 0	NEUTRAL	2- 0	0- 0	0- 0				
11- 5	3- 2	2- 1	CONFERENCE	4- 1	2- 1	0- 0				
9- 0	2- 0	2- 0	HOME	3- 0	2- 0	0- 0				
2- 5	1- 2	0- 1	AWAY	1- 1	0- 1	0- 0				
0- 0	0- 0	0- 0	NEUTRAL	0- 0	0- 0	0- 0				

RPI 1-25				Team's RPI: 12		RPI 26-50				RPI 51-100				RPI 101+			
RPI	S	Opponent	Score	RPI	S	Opponent	Score	RPI	S	Opponent	Score	RPI	S	Opponent	Score		
4	A	South Carolina	57 66	28	H	Arizona St.	69 60	53	N	Iowa	78 65	104	A	Washington St.	73 82		
5	A	Baylor	70 84	30	A	Oregon	75 84	64	A	Southern California	74 59	104	H	Washington St.	67 48		
6	A	Oregon St.	61 68	30	H	Oregon	79 63	64	H	Southern California	71 67	116	H	Arizona	69 49		
6	H	Oregon St.	66 56	40	H	Michigan	84 64	66	A	California	77 80	228	H	Southern U.	95 47		
7	A	Washington	70 82					69	H	Utah	67 56	236	A	UC Santa Barbara	71 52		
7	H	Washington	90 79					72	H	Colorado	87 74	238	H	Pacific	82 55		
9	A	Stanford	85 76					89	N	Toledo	75 73	253	H	Cal Poly	80 64		
												258	H	Hawaii	72 49		
												285	A	N.C. A&T	83 42		
LAST 12 Division I GAMES:																	
104	H	Washington St.	67 48	116	H	Arizona	69 49										
7	H	Washington	90 79	28	H	Arizona St.	69 60										
6	A	Oregon St.	61 68	64	H	Southern California	71 67										
30	A	Oregon	75 84	64	A	Southern California	74 59										
9	A	Stanford	85 76	30	H	Oregon	79 63										
66	A	California	77 80	6	H	Oregon St.	66 56										

Non-Div I Games:

UCLA

■ Loss,
 ■ Non-Conf, S Site,
 ■ Home
 ■ Away
 N Neutral

Average RPI Win: 70		WON-LOST	WINNING	LAST 10	STRENGTH OF	OPP. STRENGTH	TEAM	ADJ.	CONF.	ADJ CONF.
Average RPI Loss: 0		RECORD	PCT. RANK	GAMES	SCHEDULE	OF SCHEDULE	RPI	RPI	RPI	RPI
DIV. I ONLY		27- 0	1	10- 0	1	2	1	1	5	5
DIV. I NON-CONF.		13- 0	1	1- 0	1	1	1	1	5	5
TOTALS		RPI 1-25	RPI 26-50		W-L RECORDS		RPI 51-100	RPI 101-150	RPI 150+	
27- 0	11- 0	3- 0		OVERALL		5- 0	2- 0	6- 0		
13- 0	5- 0	2- 0		HOME		3- 0	0- 0	3- 0		
13- 0	5- 0	1- 0		AWAY		2- 0	2- 0	3- 0		
1- 0	1- 0	0- 0		NEUTRAL		0- 0	0- 0	0- 0		
13- 0	9- 0	2- 0		NON-CONFERENCE		1- 0	0- 0	1- 0		
6- 0	4- 0	1- 0		HOME		1- 0	0- 0	0- 0		
6- 0	4- 0	1- 0		AWAY		0- 0	0- 0	1- 0		
1- 0	1- 0	0- 0		NEUTRAL		0- 0	0- 0	0- 0		
14- 0	2- 0	1- 0		CONFERENCE		4- 0	2- 0	5- 0		
7- 0	1- 0	1- 0		HOME		2- 0	0- 0	3- 0		
7- 0	1- 0	0- 0		AWAY		2- 0	2- 0	2- 0		
0- 0	0- 0	0- 0		NEUTRAL		0- 0	0- 0	0- 0		

RPI	S	Opponent	Score	RPI	S	Opponent	Score	RPI	S	Opponent	Score	RPI	S	Opponent	Score
2	A	Notre Dame	72 61	32	H	South Fla.	102 37	54	A	Tulane	63 60	106	A	UCF	84 48
4	H	South Carolina	66 55	33	A	LSU	76 53	54	H	Tulane	100 56	145	A	Cincinnati	96 49
5	H	Baylor	72 61	44	H	Dayton	98 65	87	H	Chattanooga	80 43	154	A	East Carolina	91 44
10	N	Texas	72 54					88	A	SMU	88 48	154	H	East Carolina	90 45
11	A	Florida St.	78 76					88	H	SMU	83 41	162	A	Tulsa	98 58
17	A	Kansas St.	75 58									162	H	Tulsa	96 50
19	H	DePaul	91 46									172	H	Houston	91 42
20	A	Temple	97 69									190	A	Nebraska	84 41
20	H	Temple	90 45												
21	A	Maryland	87 81												
24	H	Ohio St.	82 63												
LAST 12 Division I GAMES:															
20	H	Temple	90 45	20	A	Temple	97 69	172	H	Houston	91 42	154	A	East Carolina	91 44
54	A	Tulane	63 60	4	H	South Carolina	66 55	54	H	Tulane	100 56	162	A	Tulsa	98 58
88	H	SMU	83 41	145	A	Cincinnati	96 49	88	A	SMU	88 48				
162	H	Tulsa	96 50												

Non-Div I Games:

UConn

Average RPI Win:	235	WON-LOST	WINNING	LAST 10	STRENGTH OF	OPP. STRENGTH	TEAM	ADJ.	CONF.	ADJ CONF.
Average RPI Loss:	176	RECORD	PCT. RANK	GAMES	SCHEDULE	OF SCHEDULE	RPI	RPI	RPI	RPI
DIV. I ONLY	14- 13	165	8- 2	268	243	208	208	22	22	
DIV. I NON-CONF.	4- 8	230	0- 0	253	286	277	277	22	22	
TOTALS	RPI 1-25	RPI 26-50	W-L RECORDS	RPI 51-100	RPI 101-150	RPI 150+				
14- 13	0- 1	0- 1	OVERALL	0- 1	3- 2	11- 8				
7- 6	0- 0	0- 0	HOME	0- 0	2- 1	5- 5				
6- 7	0- 1	0- 1	AWAY	0- 1	1- 1	5- 3				
1- 0	0- 0	0- 0	NEUTRAL	0- 0	0- 0	1- 0				
4- 8	0- 1	0- 1	NON-CONFERENCE	0- 0	0- 1	4- 5				
1- 5	0- 0	0- 0	HOME	0- 0	0- 1	1- 4				
2- 3	0- 1	0- 1	AWAY	0- 0	0- 0	2- 1				
1- 0	0- 0	0- 0	NEUTRAL	0- 0	0- 0	1- 0				
10- 5	0- 0	0- 0	CONFERENCE	0- 1	3- 1	7- 3				
6- 1	0- 0	0- 0	HOME	0- 0	2- 0	4- 1				
4- 4	0- 0	0- 0	AWAY	0- 1	1- 1	3- 2				
0- 0	0- 0	0- 0	NEUTRAL	0- 0	0- 0	0- 0				

RPI 1-25				RPI 26-50				RPI 51-100				RPI 101+ Team's RPI: 208			
RPI	S	Opponent	Score	RPI	S	Opponent	Score	RPI	S	Opponent	Score	RPI	S	Opponent	Score
21	A	Maryland	42 92	48	A	Virginia	30 56	79	A	New Hampshire	50 60	110	H	Princeton	58 69
												133	A	Albany (NY)	64 56
												133	H	Albany (NY)	63 60
												142	A	Maine	40 72
												142	H	Maine	66 62
												173	A	Columbia	67 56
												180	A	Hartford	64 47
												180	H	Hartford	73 80
												197	A	American	53 70
												206	H	Towson	48 59
												207	A	Binghamton	62 69
												207	H	Binghamton	53 45
												234	N	Liberty	62 51
												240	A	Stony Brook	37 51
												240	H	Stony Brook	67 61
												247	H	UMES	57 70
												276	H	Coppin St.	73 63
												277	H	Loyola Maryland	65 70
												281	A	Vermont	64 52
												281	H	Vermont	69 66
												332	A	LIU Brooklyn	57 45
												333	H	Morgan St.	61 69
												341	A	UMass Lowell	78 62
												341	H	UMass Lowell	79 72
LAST 12 Division I GAMES:															
240	A	Stony Brook	37 51	207	H	Binghamton	53 45								
341	A	UMass Lowell	78 62	79	A	New Hampshire	50 60								
133	H	Albany (NY)	63 60	240	H	Stony Brook	67 61								
281	A	Vermont	64 52	341	H	UMass Lowell	79 72								
180	A	Hartford	64 47	133	A	Albany (NY)	64 56								
142	H	Maine	66 62	281	H	Vermont	69 66								

Non-Div I Games: Gettysburg 71 51

UMBC

■ Loss,
 ■ Non-Conf,
 ■ S Site,
 ■ H Home
 ■ A Away
 N Neutral

Average RPI Win:	256	WON-LOST	WINNING	LAST 10	STRENGTH OF	OPP. STRENGTH	TEAM	ADJ.	CONF.	ADJ CONF.
Average RPI Loss:	221	RECORD	PCT. RANK	GAMES	SCHEDULE	OF SCHEDULE	RPI	RPI	RPI	RPI
DIV. I ONLY	10- 13	212	4- 6	299	330	247	247	32	32	
DIV. I NON-CONF.	5- 5	165	0- 0	174	246	108	108	31	31	
TOTALS	RPI 1-25	RPI 26-50	W-L RECORDS	RPI 51-100	RPI 101-150	RPI 150+				
10- 13	0- 1	0- 2	OVERALL	0- 0	0- 0	10- 10				
3- 5	0- 0	0- 0	HOME	0- 0	0- 0	3- 5				
6- 8	0- 1	0- 2	AWAY	0- 0	0- 0	6- 5				
1- 0	0- 0	0- 0	NEUTRAL	0- 0	0- 0	1- 0				
5- 5	0- 1	0- 2	NON-CONFERENCE	0- 0	0- 0	5- 2				
1- 0	0- 0	0- 0	HOME	0- 0	0- 0	1- 0				
3- 5	0- 1	0- 2	AWAY	0- 0	0- 0	3- 2				
1- 0	0- 0	0- 0	NEUTRAL	0- 0	0- 0	1- 0				
5- 8	0- 0	0- 0	CONFERENCE	0- 0	0- 0	5- 8				
2- 5	0- 0	0- 0	HOME	0- 0	0- 0	2- 5				
3- 3	0- 0	0- 0	AWAY	0- 0	0- 0	3- 3				
0- 0	0- 0	0- 0	NEUTRAL	0- 0	0- 0	0- 0				

RPI 1-25				RPI 26-50				RPI 51-100				RPI 101+ Team's RPI: 247			
RPI	S	Opponent	Score	RPI	S	Opponent	Score	RPI	S	Opponent	Score	RPI	S	Opponent	Score
21	A	Maryland	61 106	37	A	North Carolina St.	58 77					154	A	East Carolina	58 66
				48	A	Virginia	50 60					191	A	Bethune-Cookman	59 56
												191	H	Bethune-Cookman	33 61
												192	A	Hampton	68 65
												203	H	UNCG	60 53
												208	A	UMBC	70 57
												242	N	Saint Francis (PA)	90 82
												244	H	Howard	71 72
												274	A	Norfolk St.	43 74
												276	H	Coppin St.	49 55
												279	A	Mt. St. Mary's	63 52
												284	H	Savannah St.	58 59
												285	A	N.C. A&T	60 57
												285	H	N.C. A&T	58 50
												316	A	USC Upstate	63 76
												334	A	Florida A&M	49 59
												335	A	Fla. Atlantic	76 59
												343	A	N.C. Central	59 68
												343	H	N.C. Central	73 51
												347	H	South Carolina St.	60 67
LAST 12 Division I GAMES:															
285	H	N.C. A&T	58 50	284	H	Savannah St.	58 59								
343	H	N.C. Central	73 51	347	H	South Carolina St.	60 67								
191	H	Bethune-Cookman	33 61	334	A	Florida A&M	49 59								
274	A	Norfolk St.	43 74	191	A	Bethune-Cookman	59 56								
276	H	Coppin St.	49 55	244	H	Howard	71 72								
192	A	Hampton	68 65	285	A	N.C. A&T	60 57								

Non-Div I Games: Cheyney 75 38

UMES

■ Loss,
 ■ Non-Conf,
 ■ S Site,
 ■ Home
 ■ A Away
 N Neutral

Average RPI Win:	259	WON-LOST	WINNING	LAST 10	STRENGTH OF	OPP. STRENGTH	TEAM	ADJ.	CONF.	ADJ CONF.
Average RPI Loss:	198	RECORD	PCT. RANK	GAMES	SCHEDULE	OF SCHEDULE	RPI	RPI	RPI	RPI
DIV. I ONLY	5- 18	312	2- 8	234	318	323	323	29	29	
DIV. I NON-CONF.	3- 8	262	0- 0	160	274	260	260	29	29	
TOTALS	RPI 1-25	RPI 26-50	W-L RECORDS	RPI 51-100	RPI 101-150	RPI 150+				
5- 18	0- 0	0- 0	OVERALL	0- 2	1- 0	4- 16				
3- 10	0- 0	0- 0	HOME	0- 2	0- 0	3- 8				
2- 8	0- 0	0- 0	AWAY	0- 0	1- 0	1- 8				
0- 0	0- 0	0- 0	NEUTRAL	0- 0	0- 0	0- 0				
3- 8	0- 0	0- 0	NON-CONFERENCE	0- 2	1- 0	2- 6				
1- 6	0- 0	0- 0	HOME	0- 2	0- 0	1- 4				
2- 2	0- 0	0- 0	AWAY	0- 0	1- 0	1- 2				
0- 0	0- 0	0- 0	NEUTRAL	0- 0	0- 0	0- 0				
2- 10	0- 0	0- 0	CONFERENCE	0- 0	0- 0	2- 10				
2- 4	0- 0	0- 0	HOME	0- 0	0- 0	2- 4				
0- 6	0- 0	0- 0	AWAY	0- 0	0- 0	0- 6				
0- 0	0- 0	0- 0	NEUTRAL	0- 0	0- 0	0- 0				

RPI 1-25				RPI 26-50				RPI 51-100				RPI 101+ Team's RPI: 323			
RPI	S	Opponent	Score	RPI	S	Opponent	Score	RPI	S	Opponent	Score	RPI	S	Opponent	Score
								80	H	Northern Ill.	75 86	101	A	Abilene Christian	71 68
								86	H	Western Ill.	65 78	155	H	Omaha	57 80
												160	A	New Mexico St.	72 78
												160	H	New Mexico St.	43 60
												162	H	Tulsa	70 80
												169	A	La Salle	59 64
												184	H	Western Mich.	54 66
												185	H	Southern Ill.	69 77
												198	A	Wichita St.	56 54
												215	A	Grand Canyon	64 75
												219	A	Seattle U	52 74
												219	H	Seattle U	65 75
												229	A	UTRGV	39 74
												229	H	UTRGV	52 63
												240	A	Stony Brook	55 57
												268	A	CSU Bakersfield	33 52
												268	H	CSU Bakersfield	63 65
												328	A	Utah Valley	39 58
												328	H	Utah Valley	66 63
												333	H	Morgan St.	64 56
												337	H	Chicago St.	62 53
LAST 12 Division I GAMES:															
268	H	CSU Bakersfield	63 65	215	A	Grand Canyon	64 75								
337	H	Chicago St.	62 53	160	H	New Mexico St.	43 60								
219	A	Seattle U	52 74	328	H	Utah Valley	66 63								
328	A	Utah Valley	39 58	219	H	Seattle U	65 75								
229	H	UTRGV	52 63	229	A	UTRGV	39 74								
268	A	CSU Bakersfield	33 52	160	A	New Mexico St.	72 78								

Non-Div I Games: Cent. Christian (KS111 43 Mo.-St. Louis 60 45

UMKC

Loss, Non-Conf, S Site, H Home A Away N Neutral

Average RPI Win:	296	WON-LOST	WINNING	LAST 10	STRENGTH OF	OPP. STRENGTH	TEAM	ADJ.	CONF.	ADJ CONF.
Average RPI Loss:	193	RECORD	PCT. RANK	GAMES	SCHEDULE	OF SCHEDULE	RPI	RPI	RPI	RPI
DIV. I ONLY	2- 26	345	0- 10	242	281	341	341	22	22	
DIV. I NON-CONF.	2- 10	305	0- 0	295	336	342	342	22	22	
TOTALS	RPI 1-25	RPI 26-50	W-L RECORDS	RPI 51-100	RPI 101-150	RPI 150+				
2- 26	0- 1	0- 1	OVERALL	0- 2	0- 4	2- 18				
2- 11	0- 0	0- 0	HOME	0- 1	0- 2	2- 8				
0- 15	0- 1	0- 1	AWAY	0- 1	0- 2	0- 10				
0- 0	0- 0	0- 0	NEUTRAL	0- 0	0- 0	0- 0				
2- 10	0- 1	0- 1	NON-CONFERENCE	0- 0	0- 0	2- 8				
2- 3	0- 0	0- 0	HOME	0- 0	0- 0	2- 3				
0- 7	0- 1	0- 1	AWAY	0- 0	0- 0	0- 5				
0- 0	0- 0	0- 0	NEUTRAL	0- 0	0- 0	0- 0				
0- 16	0- 0	0- 0	CONFERENCE	0- 2	0- 4	0- 10				
0- 8	0- 0	0- 0	HOME	0- 1	0- 2	0- 5				
0- 8	0- 0	0- 0	AWAY	0- 1	0- 2	0- 5				
0- 0	0- 0	0- 0	NEUTRAL	0- 0	0- 0	0- 0				

RPI 1-25				RPI 26-50				RPI 51-100				RPI 101+ Team's RPI: 341			
RPI	S	Opponent	Score	RPI	S	Opponent	Score	RPI	S	Opponent	Score	RPI	S	Opponent	Score
21	A	Maryland	44 100	45	A	Indiana	45 79	79	A	New Hampshire	45 58	133	A	Albany (NY)	69 93
								79	H	New Hampshire	57 76	133	H	Albany (NY)	60 79
												142	A	Maine	50 76
												142	H	Maine	44 65
												173	A	Columbia	57 76
												180	A	Hartford	59 80
												180	H	Hartford	64 84
												181	H	Fairfield	41 65
												206	A	Towson	56 90
												207	A	Binghamton	54 69
												207	H	Binghamton	48 58
												208	A	UMBC	72 79
												208	H	UMBC	62 78
												240	A	Stony Brook	53 83
												240	H	Stony Brook	44 86
												243	A	Boston U.	56 66
												248	H	Colgate	82 77
												272	A	Bryant	62 73
												281	A	Vermont	36 60
												281	H	Vermont	46 61
												297	A	Holy Cross	47 62
												301	H	Rhode Island	57 64
												342	H	Longwood	59 72
												344	H	Fairleigh Dickinson	61 55
LAST 12 Division I GAMES:															
				79	A	New Hampshire	45 58					207	A	Binghamton	54 69
				208	H	UMBC	62 78					133	H	Albany (NY)	60 79
				281	A	Vermont	36 60					79	H	New Hampshire	57 76
				180	H	Hartford	64 84					208	A	UMBC	72 79
				142	A	Maine	50 76					281	H	Vermont	46 61
				240	H	Stony Brook	44 86					240	A	Stony Brook	53 83

Non-Div I Games: Keene St. 74 48

UMass Lowell

Loss, Non-Conf, S Site, H Home A Away N Neutral

UNC Asheville

Through Games Of Feb. 23, 2017

Average RPI Win:	283	WON-LOST	WINNING	LAST 10	STRENGTH OF	OPP. STRENGTH	TEAM	ADJ.	CONF.	ADJ CONF.
Average RPI Loss:	192	RECORD	PCT. RANK	GAMES	SCHEDULE	OF SCHEDULE	RPI	RPI	RPI	RPI
DIV. I ONLY	12- 13	186	5- 5	321	297	254	254	28	28	
DIV. I NON-CONF.	5- 5	165	0- 0	245	218	178	178	28	28	
TOTALS	RPI 1-25	RPI 26-50	W-L RECORDS	RPI 51-100	RPI 101-150	RPI 150+				
12- 13	0- 0	0- 1	OVERALL	0- 1	0- 2	12- 9				
7- 4	0- 0	0- 0	HOME	0- 0	0- 1	7- 3				
5- 8	0- 0	0- 0	AWAY	0- 1	0- 1	5- 2				
0- 1	0- 0	0- 1	NEUTRAL	0- 0	0- 0	0- 0				
5- 5	0- 0	0- 1	NON-CONFERENCE	0- 1	0- 1	5- 2				
3- 0	0- 0	0- 0	HOME	0- 0	0- 0	3- 0				
2- 4	0- 0	0- 0	AWAY	0- 1	0- 1	2- 2				
0- 1	0- 0	0- 1	NEUTRAL	0- 0	0- 0	0- 0				
7- 8	0- 0	0- 0	CONFERENCE	0- 0	0- 1	7- 7				
4- 4	0- 0	0- 0	HOME	0- 0	0- 1	4- 3				
3- 4	0- 0	0- 0	AWAY	0- 0	0- 0	3- 4				
0- 0	0- 0	0- 0	NEUTRAL	0- 0	0- 0	0- 0				

RPI S	Opponent	Score	RPI S	Opponent	Score	RPI S	Opponent	Score	RPI S	Opponent	Score	Team's RPI: 254
27 N	Harvard	62 79	90 A	Virginia Tech	52 71	108 A	Fordham	42 55				
						134 H	Radford	62 64				
						195 A	Campbell	60 61				
						195 H	Campbell	55 61				
						203 A	UNCG	77 63				
						212 A	Appalachian St.	51 81				
						218 A	Presbyterian	67 60				
						218 H	Presbyterian	47 52				
						233 A	Furman	51 63				
						234 H	Liberty	64 54				
						245 H	Wofford	84 65				
						251 A	High Point	70 81				
						251 H	High Point	60 76				
						266 A	Charleston So.	66 73				
						266 H	Charleston So.	56 47				
						267 H	Tennessee Tech	77 65				
						288 H	Western Caro.	62 53				
						312 A	Gardner-Webb	52 55				
						316 A	USC Upstate	70 59				
						336 A	Winthrop	68 53				
						336 H	Winthrop	71 55				
						342 A	Longwood	80 53				
						342 H	Longwood	84 53				
LAST 12 Division I GAMES:												
336 H	Winthrop	71 55	266 H	Charleston So.	56 47							
342 H	Longwood	84 53	134 H	Radford	62 64							
266 A	Charleston So.	66 73	218 A	Presbyterian	67 60							
195 A	Campbell	60 61	234 H	Liberty	64 54							
218 H	Presbyterian	47 52	312 A	Gardner-Webb	52 55							
251 A	High Point	70 81	251 H	High Point	60 76							

Non-Div I Games: Warren Wilson 113 51

UNC Asheville

■ Loss,
 ■ Non-Conf,
 ■ S Site,
 ■ Home
 ■ A Away
 N Neutral

Average RPI Win: 246	WON-LOST	WINNING	LAST 10	STRENGTH OF	OPP. STRENGTH	TEAM	ADJ.	CONF.	ADJ CONF.
Average RPI Loss: 183	RECORD	PCT. RANK	GAMES	SCHEDULE	OF SCHEDULE	RPI	RPI	RPI	RPI
DIV. I ONLY	12- 12	171	7- 3	213	309	203	203	17	17
DIV. I NON-CONF.	5- 6	186	0- 0	291	349	251	251	20	20
TOTALS	RPI 1-25	RPI 26-50	W-L RECORDS	RPI 51-100	RPI 101-150	RPI 150+			
12- 12	0- 0	0- 0	OVERALL	1- 3	0- 2	11- 7			
8- 4	0- 0	0- 0	HOME	1- 1	0- 1	7- 2			
4- 8	0- 0	0- 0	AWAY	0- 2	0- 1	4- 5			
0- 0	0- 0	0- 0	NEUTRAL	0- 0	0- 0	0- 0			
5- 6	0- 0	0- 0	NON-CONFERENCE	0- 0	0- 2	5- 4			
2- 3	0- 0	0- 0	HOME	0- 0	0- 1	2- 2			
3- 3	0- 0	0- 0	AWAY	0- 0	0- 1	3- 2			
0- 0	0- 0	0- 0	NEUTRAL	0- 0	0- 0	0- 0			
7- 6	0- 0	0- 0	CONFERENCE	1- 3	0- 0	6- 3			
6- 1	0- 0	0- 0	HOME	1- 1	0- 0	5- 0			
1- 5	0- 0	0- 0	AWAY	0- 2	0- 0	1- 3			
0- 0	0- 0	0- 0	NEUTRAL	0- 0	0- 0	0- 0			

RPI 1-25			RPI 26-50			RPI 51-100			RPI 101+			Team's RPI: 203			
RPI	S	Opponent	Score	RPI	S	Opponent	Score	RPI	S	Opponent	Score	RPI	S	Opponent	Score
								87	A	Chattanooga	55 58	134	H	Radford	54 70
								87	H	Chattanooga	75 72	138	A	VCU	54 65
								92	A	Mercer	47 58	199	A	ETSU	52 60
								92	H	Mercer	64 77	199	H	ETSU	73 62
												218	H	Presbyterian	62 69
												231	A	Samford	55 47
												231	H	Samford	64 40
												233	A	Furman	55 65
												233	H	Furman	65 52
												245	A	Wofford	48 54
												245	H	Wofford	67 61
												247	A	UMES	53 60
												251	A	High Point	69 67
												254	H	UNC Asheville	63 77
												261	A	Murray St.	70 81
												267	A	Tennessee Tech	65 59
												274	H	Norfolk St.	59 52
												288	H	Western Caro.	62 45
												302	H	Eastern Ky.	81 66
												343	A	N.C. Central	64 51
LAST 12 Division I GAMES:															
				199	H	ETSU	73 62					288	H	Western Caro.	62 45
				87	H	Chattanooga	75 72					87	A	Chattanooga	55 58
				92	A	Mercer	47 58					199	A	ETSU	52 60
				231	A	Samford	55 47					231	H	Samford	64 40
				233	H	Furman	65 52					92	H	Mercer	64 77
				245	H	Wofford	67 61					245	A	Wofford	48 54

Non-Div I Games: Barton 70 48 UNC Pembroke 72 69 Greensboro 83 26 Brevard 77 34
UNCG

Average RPI Win:	229	WON-LOST	WINNING	LAST 10	STRENGTH OF	OPP. STRENGTH	TEAM	ADJ.	CONF.	ADJ CONF.
Average RPI Loss:	115	RECORD	PCT. RANK	GAMES	SCHEDULE	OF SCHEDULE	RPI	RPI	RPI	RPI
DIV. I ONLY	8- 17	267	4- 6	141	101	222	222	9	9	
DIV. I NON-CONF.	4- 6	209	0- 0	234	169	234	234	8	8	
TOTALS	RPI 1-25	RPI 26-50	W-L RECORDS	RPI 51-100	RPI 101-150	RPI 150+				
8- 17	0- 1	0- 4	OVERALL	0- 2	0- 3	8- 7				
4- 9	0- 0	0- 2	HOME	0- 1	0- 2	4- 4				
4- 8	0- 1	0- 2	AWAY	0- 1	0- 1	4- 3				
0- 0	0- 0	0- 0	NEUTRAL	0- 0	0- 0	0- 0				
4- 6	0- 1	0- 1	NON-CONFERENCE	0- 0	0- 0	4- 4				
2- 3	0- 0	0- 0	HOME	0- 0	0- 0	2- 3				
2- 3	0- 1	0- 1	AWAY	0- 0	0- 0	2- 1				
0- 0	0- 0	0- 0	NEUTRAL	0- 0	0- 0	0- 0				
4- 11	0- 0	0- 3	CONFERENCE	0- 2	0- 3	4- 3				
2- 6	0- 0	0- 2	HOME	0- 1	0- 2	2- 1				
2- 5	0- 0	0- 1	AWAY	0- 1	0- 1	2- 2				
0- 0	0- 0	0- 0	NEUTRAL	0- 0	0- 0	0- 0				

RPI 1-25				RPI 26-50				RPI 51-100				RPI 101+ Team's RPI: 222			
RPI	S	Opponent	Score	RPI	S	Opponent	Score	RPI	S	Opponent	Score	RPI	S	Opponent	Score
23	A	Tennessee	54 90	26	H	Elon	56 66	56	A	Drexel	51 76	131	A	Delaware	40 57
				37	A	North Carolina St.	54 86	56	H	Drexel	38 71	131	H	Delaware	52 63
				38	A	James Madison	51 73					147	H	William & Mary	43 57
				38	H	James Madison	59 70					154	A	East Carolina	65 75
												156	A	Northeastern	47 55
												169	H	La Salle	48 64
												175	H	Providence	49 65
												179	A	Hofstra	56 54
												179	H	Hofstra	54 66
												193	A	Col. of Charleston	37 76
												193	H	Col. of Charleston	67 61
												206	A	Towson	48 42
												206	H	Towson	59 56
												233	H	Furman	56 52
												245	H	Wofford	67 71
												263	A	Georgia St.	72 66
												274	H	Norfolk St.	64 56
												278	A	Davidson	67 58
LAST 12 Division I GAMES:															
179	H	Hofstra	54 66	193	H	Col. of Charleston	67 61								
38	H	James Madison	59 70	206	H	Towson	59 56								
56	A	Drexel	51 76	156	A	Northeastern	47 55								
206	A	Towson	48 42	179	A	Hofstra	56 54								
26	H	Elon	56 66	147	H	William & Mary	43 57								
131	A	Delaware	40 57	56	H	Drexel	38 71								

Non-Div I Games: Catawba 91 65

UNCW

■ Loss,
 ■ Non-Conf, S Site,
 ■ Home
 ■ Away
 N Neutral

Average RPI Win:	200	WON-LOST	WINNING	LAST 10	STRENGTH OF	OPP. STRENGTH	TEAM	ADJ.	CONF.	ADJ CONF.
Average RPI Loss:	73	RECORD	PCT. RANK	GAMES	SCHEDULE	OF SCHEDULE	RPI	RPI	RPI	RPI
DIV. I ONLY	19- 6	40	8- 2	172	103	60	60	16	16	
DIV. I NON-CONF.	6- 4	127	0- 0	25	7	41	41	14	14	
TOTALS	RPI 1-25	RPI 26-50	W-L RECORDS	RPI 51-100	RPI 101-150	RPI 150+				
19- 6	2- 0	0- 2	OVERALL	1- 3	2- 0	14- 1				
9- 2	2- 0	0- 2	HOME	0- 0	1- 0	6- 0				
8- 4	0- 0	0- 0	AWAY	1- 3	0- 0	7- 1				
2- 0	0- 0	0- 0	NEUTRAL	0- 0	1- 0	1- 0				
6- 4	2- 0	0- 1	NON-CONFERENCE	1- 3	2- 0	1- 0				
3- 1	2- 0	0- 1	HOME	0- 0	1- 0	0- 0				
1- 3	0- 0	0- 0	AWAY	1- 3	0- 0	0- 0				
2- 0	0- 0	0- 0	NEUTRAL	0- 0	1- 0	1- 0				
13- 2	0- 0	0- 1	CONFERENCE	0- 0	0- 0	13- 1				
6- 1	0- 0	0- 1	HOME	0- 0	0- 0	6- 0				
7- 1	0- 0	0- 0	AWAY	0- 0	0- 0	7- 1				
0- 0	0- 0	0- 0	NEUTRAL	0- 0	0- 0	0- 0				

RPI 1-25			RPI 26-50			RPI 51-100			Team's RPI: 60	RPI 101+		
RPI	S	Opponent	Score	RPI	S	Opponent	Score	RPI	S	Opponent	Score	
17	H	Kansas St.	67 59	34	H	Drake	79 88	53	A	Iowa	39 88	124 H North Dakota 74 53
18	H	Creighton	50 49	35	H	South Dakota St.	50 61	55	A	IUPUI	69 62	129 N Idaho 76 74
								62	A	Iowa St.	68 76	161 A Missouri St. 61 54
								67	A	Oklahoma St.	57 81	185 A Southern Ill. 59 64
												185 H Southern Ill. 79 49
												198 A Wichita St. 63 61
												205 A Indiana St. 61 59
												205 H Indiana St. 59 47
												221 A Bradley 72 53
												221 H Bradley 70 50
												260 A Evansville 62 36
												260 H Evansville 54 40
												303 N Denver 79 68
												308 A Illinois St. 78 40
												308 H Illinois St. 82 51
												315 A Loyola Chicago 89 43
												315 H Loyola Chicago 68 30
LAST 12 Division I GAMES:												
205	A	Indiana St.	61 59	34	H	Drake	79 88					
315	A	Loyola Chicago	89 43	315	H	Loyola Chicago	68 30					
308	H	Illinois St.	82 51	205	H	Indiana St.	59 47					
221	H	Bradley	70 50	221	A	Bradley	72 53					
185	A	Southern Ill.	59 64	308	A	Illinois St.	78 40					
260	A	Evansville	62 36	260	H	Evansville	54 40					

Non-Div I Games: Wis.-Parkside 72 57

UNI

■ Loss,
 ■ Non-Conf,
 ■ S Site,
 ■ H Home
 ■ A Away
 N Neutral

Average RPI Win:	198	WON-LOST	WINNING	LAST 10	STRENGTH OF	OPP. STRENGTH	TEAM	ADJ.	CONF.	ADJ CONF.
Average RPI Loss:	101	RECORD	PCT. RANK	GAMES	SCHEDULE	OF SCHEDULE	RPI	RPI	RPI	RPI
DIV. I ONLY	18- 8	70	7- 3	159	118	95	95	13	13	
DIV. I NON-CONF.	8- 3	67	0- 0	113	89	69	69	15	15	
TOTALS	RPI 1-25	RPI 26-50	W-L RECORDS	RPI 51-100	RPI 101-150	RPI 150+				
18- 8	0- 1	0- 3	OVERALL	2- 1	5- 1	11- 2				
10- 2	0- 0	0- 1	HOME	1- 0	3- 0	6- 1				
6- 3	0- 0	0- 1	AWAY	1- 0	1- 1	4- 1				
2- 3	0- 1	0- 1	NEUTRAL	0- 1	1- 0	1- 0				
8- 3	0- 1	0- 1	NON-CONFERENCE	1- 1	2- 0	5- 0				
4- 0	0- 0	0- 0	HOME	1- 0	1- 0	2- 0				
2- 0	0- 0	0- 0	AWAY	0- 0	0- 0	2- 0				
2- 3	0- 1	0- 1	NEUTRAL	0- 1	1- 0	1- 0				
10- 5	0- 0	0- 2	CONFERENCE	1- 0	3- 1	6- 2				
6- 2	0- 0	0- 1	HOME	0- 0	2- 0	4- 1				
4- 3	0- 0	0- 1	AWAY	1- 0	1- 1	2- 1				
0- 0	0- 0	0- 0	NEUTRAL	0- 0	0- 0	0- 0				

RPI 1-25			RPI 26-50			RPI 51-100			Team's RPI: 95	RPI 101+		
RPI	S	Opponent	Score	RPI	S	Opponent	Score	RPI	S	Opponent	Score	RPI
6	N	Oregon St.	59 62	32	N	South Fla.	42 77	64	H	Southern California	77 66	114
				47	A	Colorado St.	41 44	73	A	Boise St.	58 55	114
				47	H	Colorado St.	37 57	96	N	BYU	54 63	120
												129
												136
												136
												160
												172
												183
												196
												196
												256
												271
												271
												283
												304
												322
												322
												324
LAST 12 Division I GAMES:												
322	H	Air Force	52 38	196	H	San Jose St.	65 76					
271	H	San Diego St.	80 62	114	H	Wyoming	51 46					
196	A	San Jose St.	63 55	322	A	Air Force	60 56					
283	H	Nevada	60 41	271	A	San Diego St.	68 87					
47	A	Colorado St.	41 44	136	H	New Mexico	56 42					
136	A	New Mexico	61 52	183	H	Utah St.	55 53					

Non-Div I Games: Concordia (CA) 102 46

UNLV

■ Loss,
 ■ Non-Conf, S Site,
 ■ Home
 ■ Away
 N Neutral

Average RPI Win:	293	WON-LOST	WINNING	LAST 10	STRENGTH OF	OPP. STRENGTH	TEAM	ADJ.	CONF.	ADJ CONF.
Average RPI Loss:	186	RECORD	PCT. RANK	GAMES	SCHEDULE	OF SCHEDULE	RPI	RPI	RPI	RPI
DIV. I ONLY	6- 19	304	1- 9	270	293	316	316	24	24	
DIV. I NON-CONF.	4- 8	230	0- 0	285	335	282	282	24	24	
TOTALS	RPI 1-25	RPI 26-50	W-L RECORDS	RPI 51-100	RPI 101-150	RPI 150+				
6- 19	0- 0	0- 0	OVERALL	0- 6	0- 3	6- 10				
3- 9	0- 0	0- 0	HOME	0- 2	0- 2	3- 5				
3- 10	0- 0	0- 0	AWAY	0- 4	0- 1	3- 5				
0- 0	0- 0	0- 0	NEUTRAL	0- 0	0- 0	0- 0				
4- 8	0- 0	0- 0	NON-CONFERENCE	0- 2	0- 1	4- 5				
1- 4	0- 0	0- 0	HOME	0- 0	0- 1	1- 3				
3- 4	0- 0	0- 0	AWAY	0- 2	0- 0	3- 2				
0- 0	0- 0	0- 0	NEUTRAL	0- 0	0- 0	0- 0				
2- 11	0- 0	0- 0	CONFERENCE	0- 4	0- 2	2- 5				
2- 5	0- 0	0- 0	HOME	0- 2	0- 1	2- 2				
0- 6	0- 0	0- 0	AWAY	0- 2	0- 1	0- 3				
0- 0	0- 0	0- 0	NEUTRAL	0- 0	0- 0	0- 0				

RPI 1-25				RPI 26-50				RPI 51-100				RPI 101+				Team's RPI: 316	
RPI	S	Opponent	Score	RPI	S	Opponent	Score	RPI	S	Opponent	Score	RPI	S	Opponent	Score		
								57	A	West Virginia	33	91	118	A	Stetson	68	80
								82	A	Purdue	41	71	118	H	Stetson	55	77
								93	A	Jacksonville	46	59	147	H	William & Mary	46	49
								93	H	Jacksonville	47	65	195	H	Campbell	41	56
								97	A	FGCU	43	93	200	A	Illinois	57	77
								97	H	FGCU	50	80	218	A	Presbyterian	55	48
													233	A	Furman	37	57
													247	H	UMES	76	63
													254	H	UNC Asheville	59	70
													275	A	Kennesaw St.	67	74
													275	H	Kennesaw St.	71	79
													290	A	Lipscomb	77	84
													290	H	Lipscomb	89	75
													299	A	North Florida	74	77
													299	H	North Florida	67	78
													312	H	Gardner-Webb	53	57
													313	H	NJIT	75	58
													343	A	N.C. Central	68	58
													347	A	South Carolina St.	73	67
LAST 12 Division I GAMES:																	
				118	H	Stetson	55	77		290	A	Lipscomb	77	84			
				97	H	FGCU	50	80		275	H	Kennesaw St.	71	79			
				93	A	Jacksonville	46	59		97	A	FGCU	43	93			
				299	A	North Florida	74	77		118	A	Stetson	68	80			
				290	H	Lipscomb	89	75		299	H	North Florida	67	78			
				275	A	Kennesaw St.	67	74		93	H	Jacksonville	47	65			

Non-Div I Games: Bob Jones 92 50 Converse 93 35 Warren Wilson 91 53

USC Upstate

Loss, Non-Conf, S Site, H Home A Away N Neutral

Average RPI Win:	215	WON-LOST	WINNING	LAST 10	STRENGTH OF	OPP. STRENGTH	TEAM	ADJ.	CONF.	ADJ CONF.
Average RPI Loss:	116	RECORD	PCT. RANK	GAMES	SCHEDULE	OF SCHEDULE	RPI	RPI	RPI	RPI
DIV. I ONLY	16- 7	69	7- 3	155	199	94	94	21	21	
DIV. I NON-CONF.	5- 3	122	0- 0	94	62	75	75	19	19	
TOTALS	RPI 1-25	RPI 26-50	W-L RECORDS	RPI 51-100	RPI 101-150	RPI 150+				
16- 7	0- 1	1- 0	OVERALL	0- 2	2- 2	13- 2				
8- 3	0- 0	0- 0	HOME	0- 2	2- 0	6- 1				
7- 4	0- 1	1- 0	AWAY	0- 0	0- 2	6- 1				
1- 0	0- 0	0- 0	NEUTRAL	0- 0	0- 0	1- 0				
5- 3	0- 1	1- 0	NON-CONFERENCE	0- 1	0- 1	4- 0				
2- 1	0- 0	0- 0	HOME	0- 1	0- 0	2- 0				
2- 2	0- 1	1- 0	AWAY	0- 0	0- 1	1- 0				
1- 0	0- 0	0- 0	NEUTRAL	0- 0	0- 0	1- 0				
11- 4	0- 0	0- 0	CONFERENCE	0- 1	2- 1	9- 2				
6- 2	0- 0	0- 0	HOME	0- 1	2- 0	4- 1				
5- 2	0- 0	0- 0	AWAY	0- 0	0- 1	5- 1				
0- 0	0- 0	0- 0	NEUTRAL	0- 0	0- 0	0- 0				

RPI 1-25				RPI 26-50				RPI 51-100				Team's RPI: 94	RPI 101+			
RPI	S	Opponent	Score	RPI	S	Opponent	Score	RPI	S	Opponent	Score		RPI	S	Opponent	Score
17	A	Kansas St.	49 62	50	A	Western Ky.	71 68	51	H	Little Rock	49 58		105	A	Texas Tech	60 79
								99	H	SFA	60 65		107	A	Troy	68 85
													107	H	Troy	78 72
													149	H	Louisiana	79 66
													168	A	Texas St.	61 39
													168	H	Texas St.	69 75
													189	H	UTSA	75 54
													198	H	Wichita St.	74 70
													209	A	Seton Hall	86 61
													212	A	Appalachian St.	73 62
													212	H	Appalachian St.	74 63
													226	A	Ga. Southern	69 60
													246	A	South Ala.	73 49
													263	A	Georgia St.	59 64
													271	N	San Diego St.	64 58
													273	A	Coastal Caro.	70 41
													273	H	Coastal Caro.	60 58
													321	H	Arkansas St.	69 58
													331	H	La.-Monroe	93 59
LAST 12 Division I GAMES:																
				107	H	Troy	78 72					212	A	Appalachian St.	73 62	
				263	A	Georgia St.	59 64					273	A	Coastal Caro.	70 41	
				226	A	Ga. Southern	69 60					331	H	La.-Monroe	93 59	
				321	H	Arkansas St.	69 58					149	H	Louisiana	79 66	
				51	H	Little Rock	49 58					107	A	Troy	68 85	
				168	H	Texas St.	69 75					246	A	South Ala.	73 49	

Non-Div I Games: Tex. A&M-Commerce 80 50 Eastern N.M. 65 48

UT Arlington

Loss, Non-Conf, S Site, H Home A Away N Neutral

Average RPI Win:	264	WON-LOST	WINNING	LAST 10	STRENGTH OF	OPP. STRENGTH	TEAM	ADJ.	CONF.	ADJ CONF.
Average RPI Loss:	156	RECORD	PCT. RANK	GAMES	SCHEDULE	OF SCHEDULE	RPI	RPI	RPI	RPI
DIV. I ONLY	10- 18	253	6- 4	218	189	241	241	26	26	
DIV. I NON-CONF.	3- 10	280	0- 0	138	46	242	242	26	26	
TOTALS	RPI 1-25	RPI 26-50	W-L RECORDS	RPI 51-100	RPI 101-150	RPI 150+				
10- 18	0- 3	0- 1	OVERALL	0- 4	0- 1	10- 9				
6- 6	0- 1	0- 0	HOME	0- 2	0- 0	6- 3				
4- 12	0- 2	0- 1	AWAY	0- 2	0- 1	4- 6				
0- 0	0- 0	0- 0	NEUTRAL	0- 0	0- 0	0- 0				
3- 10	0- 3	0- 1	NON-CONFERENCE	0- 3	0- 1	3- 2				
2- 3	0- 1	0- 0	HOME	0- 2	0- 0	2- 0				
1- 7	0- 2	0- 1	AWAY	0- 1	0- 1	1- 2				
0- 0	0- 0	0- 0	NEUTRAL	0- 0	0- 0	0- 0				
7- 8	0- 0	0- 0	CONFERENCE	0- 1	0- 0	7- 7				
4- 3	0- 0	0- 0	HOME	0- 0	0- 0	4- 3				
3- 5	0- 0	0- 0	AWAY	0- 1	0- 0	3- 4				
0- 0	0- 0	0- 0	NEUTRAL	0- 0	0- 0	0- 0				

RPI S	Opponent	Score	RPI S	Opponent	Score	RPI S	Opponent	Score	RPI S	Opponent	Score	Team's RPI: 241
13	H Louisville	57 100	49	A Ohio	55 72	59	A Belmont	66 71	148	A Oral Roberts	53 82	
19	A DePaul	68 100				71	A Northwestern	59 82	171	H Morehead St.	68 89	
22	A Missouri	69 80				87	H Chattanooga	60 80	185	H Southern Ill.	76 68	
						91	H Vanderbilt	77 79	202	A SIUE	82 72	
									202	H SIUE	68 70	
									231	A Samford	62 69	
									249	H Jacksonville St.	94 83	
									256	A Tennessee St.	80 85	
									261	A Murray St.	90 70	
									265	A Southeast Mo. St.	82 73	
									265	H Southeast Mo. St.	79 82	
									267	A Tennessee Tech	71 81	
									269	A Austin Peay	60 85	
									269	H Austin Peay	83 80	
									285	A N.C. A&T	59 74	
									288	A Western Caro.	84 72	
									294	A Eastern Ill.	70 80	
									294	H Eastern Ill.	74 72	
									302	H Eastern Ky.	66 56	
									321	H Arkansas St.	68 63	
LAST 12 Division I GAMES:												
269	A Austin Peay	60 85	261	A Murray St.	90 70							
265	A Southeast Mo. St.	82 73	269	H Austin Peay	83 80							
202	A SIUE	82 72	202	H SIUE	68 70							
294	H Eastern Ill.	74 72	294	A Eastern Ill.	70 80							
302	H Eastern Ky.	66 56	265	H Southeast Mo. St.	79 82							
267	A Tennessee Tech	71 81	256	A Tennessee St.	80 85							

Non-Div I Games:

UT Martin

■ Loss,
■ Non-Conf,
■ S Site,
■ H Home
■ A Away
N Neutral

U
T
E
P

U
T
E
P

UTEP

Page 317

Average RPI Win: 294	WON-LOST	WINNING	LAST 10	STRENGTH OF	OPP. STRENGTH	TEAM	ADJ.	CONF.	ADJ CONF.
Average RPI Loss: 153	RECORD	PCT. RANK	GAMES	SCHEDULE	OF SCHEDULE	RPI	RPI	RPI	RPI
DIV. I ONLY	14- 11	143	4- 4	343	193	229	229	29	29
DIV. I NON-CONF.	7- 6	157	1- 1	329	54	206	206	29	29
TOTALS	RPI 1-25	RPI 26-50	W-L RECORDS	RPI 51-100	RPI 101-150	RPI 150+			
14- 11	0- 2	0- 0	OVERALL	0- 1	0- 1	14- 7			
8- 3	0- 0	0- 0	HOME	0- 0	0- 0	8- 3			
5- 8	0- 2	0- 0	AWAY	0- 1	0- 1	5- 4			
1- 0	0- 0	0- 0	NEUTRAL	0- 0	0- 0	1- 0			
7- 6	0- 2	0- 0	NON-CONFERENCE	0- 1	0- 1	7- 2			
4- 1	0- 0	0- 0	HOME	0- 0	0- 0	4- 1			
2- 5	0- 2	0- 0	AWAY	0- 1	0- 1	2- 1			
1- 0	0- 0	0- 0	NEUTRAL	0- 0	0- 0	1- 0			
7- 5	0- 0	0- 0	CONFERENCE	0- 0	0- 0	7- 5			
4- 2	0- 0	0- 0	HOME	0- 0	0- 0	4- 2			
3- 3	0- 0	0- 0	AWAY	0- 0	0- 0	3- 3			
0- 0	0- 0	0- 0	NEUTRAL	0- 0	0- 0	0- 0			

RPI 1-25				RPI 26-50				RPI 51-100				RPI 101+ Team's RPI: 229			
RPI	S	Opponent	Score	RPI	S	Opponent	Score	RPI	S	Opponent	Score	RPI	S	Opponent	Score
10	A	Texas	61 85					67	A	Oklahoma St.	53 86	101	A	Abilene Christian	54 70
15	A	Oklahoma	59 92									160	A	New Mexico St.	67 87
												172	H	Houston	52 68
												187	N	North Texas	74 69
												190	A	Nebraska	53 71
												215	A	Grand Canyon	59 60
												215	H	Grand Canyon	52 49
												219	A	Seattle U	58 57
												219	H	Seattle U	54 67
												268	A	CSU Bakersfield	46 74
												268	H	CSU Bakersfield	61 67
												282	H	Prairie View	82 74
												292	H	North Dakota St.	81 67
												293	A	A&M-Corpus Christi	68 65
												293	H	A&M-Corpus Christi	55 46
												323	A	UMKC	63 52
												323	H	UMKC	74 39
												328	H	Utah Valley	64 55
												337	A	Chicago St.	57 46
												337	H	Chicago St.	71 43
												340	A	Sam Houston St.	69 45
												340	H	Sam Houston St.	78 50
LAST 12 Division I GAMES:															
101	A	Abilene Christian	54 70	323	A	UMKC	63 52								
187	N	North Texas	74 69	219	H	Seattle U	54 67								
219	A	Seattle U	58 57	328	H	Utah Valley	64 55								
160	A	New Mexico St.	67 87	337	A	Chicago St.	57 46								
268	H	CSU Bakersfield	61 67	215	A	Grand Canyon	59 60								
215	H	Grand Canyon	52 49	268	A	CSU Bakersfield	46 74								

Non-Div I Games: St. Thomas (TX) 63 56 Texas Lutheran 68 52 Evangel 86 55

UTRGV

Loss, Non-Conf, S Site, H Home A Away N Neutral

Average RPI Win: 219	WON-LOST	WINNING	LAST 10	STRENGTH OF	OPP. STRENGTH	TEAM	ADJ.	CONF.	ADJ CONF.
Average RPI Loss: 121	RECORD	PCT. RANK	GAMES	SCHEDULE	OF SCHEDULE	RPI	RPI	RPI	RPI
DIV. I ONLY	11- 13	198	4- 6	135	120	189	189	14	14
DIV. I NON-CONF.	3- 6	230	0- 0	29	44	180	180	16	16
TOTALS	RPI 1-25	RPI 26-50	W-L RECORDS	RPI 51-100	RPI 101-150	RPI 150+			
11- 13	0- 1	1- 1	OVERALL	0- 3	1- 3	9- 5			
7- 7	0- 0	1- 0	HOME	0- 1	1- 2	5- 4			
4- 6	0- 1	0- 1	AWAY	0- 2	0- 1	4- 1			
0- 0	0- 0	0- 0	NEUTRAL	0- 0	0- 0	0- 0			
3- 6	0- 1	0- 1	NON-CONFERENCE	0- 2	1- 1	2- 1			
3- 3	0- 0	0- 0	HOME	0- 1	1- 1	2- 1			
0- 3	0- 1	0- 1	AWAY	0- 1	0- 0	0- 0			
0- 0	0- 0	0- 0	NEUTRAL	0- 0	0- 0	0- 0			
8- 7	0- 0	1- 0	CONFERENCE	0- 1	0- 2	7- 4			
4- 4	0- 0	1- 0	HOME	0- 0	0- 1	3- 3			
4- 3	0- 0	0- 0	AWAY	0- 1	0- 1	4- 1			
0- 0	0- 0	0- 0	NEUTRAL	0- 0	0- 0	0- 0			

RPI 1-25				RPI 26-50				RPI 51-100				RPI 101+ Team's RPI: 189			
RPI	S	Opponent	Score	RPI	S	Opponent	Score	RPI	S	Opponent	Score	RPI	S	Opponent	Score
10	A	Texas	43 76	30	A	Oregon	63 77	54	H	Tulane	66 75	101	H	Abilene Christian	71 68
				50	H	Western Ky.	80 77	76	A	Middle Tenn.	63 77	123	A	Southern Miss.	71 74
								94	A	UT Arlington	54 75	123	H	Southern Miss.	68 69
												125	H	Northern Colo.	66 73
												157	A	Louisiana Tech	71 77
												157	H	Louisiana Tech	63 61
												165	H	Rice	61 66
												168	H	Texas St.	72 47
												172	H	Houston	49 56
												182	A	UAB	82 67
												187	H	North Texas	55 58
												234	H	Liberty	80 64
												256	H	Marshall	81 88
												291	A	FIU	70 61
												291	H	FIU	69 55
												300	A	UTEP	83 81
												300	H	UTEP	97 76
												335	A	Fla. Atlantic	72 62
LAST 12 Division I GAMES:															
291	H	FIU	69 55	76	A	Middle Tenn.	63 77								
187	H	North Texas	55 58	50	H	Western Ky.	80 77								
165	H	Rice	61 66	256	H	Marshall	81 88								
157	A	Louisiana Tech	71 77	300	H	UTEP	97 76								
123	A	Southern Miss.	71 74	291	A	FIU	70 61								
182	A	UAB	82 67	335	A	Fla. Atlantic	72 62								

Non-Div I Games: Tex. A&M-Kingsville70 44 Angelo St. 77 **85**

UTSA

Loss, Non-Conf, S Site, H Home A Away N Neutral

Average RPI Win:	161	WON-LOST	WINNING	LAST 10	STRENGTH OF	OPP. STRENGTH	TEAM	ADJ.	CONF.	ADJ CONF.
Average RPI Loss:	36	RECORD	PCT. RANK	GAMES	SCHEDULE	OF SCHEDULE	RPI	RPI	RPI	RPI
DIV. I ONLY	16- 12	133	3- 7	47	43	69	69	1	1	
DIV. I NON-CONF.	11- 0	1	0- 0	187	302	31	31	1	1	
TOTALS	RPI 1-25	RPI 26-50	W-L RECORDS	RPI 51-100	RPI 101-150	RPI 150+				
16- 12	0- 6	0- 3	OVERALL	6- 1	3- 2	7- 0				
9- 7	0- 3	0- 2	HOME	4- 0	0- 2	5- 0				
6- 5	0- 3	0- 1	AWAY	2- 1	2- 0	2- 0				
1- 0	0- 0	0- 0	NEUTRAL	0- 0	1- 0	0- 0				
11- 0	0- 0	0- 0	NON-CONFERENCE	2- 0	2- 0	7- 0				
7- 0	0- 0	0- 0	HOME	2- 0	0- 0	5- 0				
3- 0	0- 0	0- 0	AWAY	0- 0	1- 0	2- 0				
1- 0	0- 0	0- 0	NEUTRAL	0- 0	1- 0	0- 0				
5- 12	0- 6	0- 3	CONFERENCE	4- 1	1- 2	0- 0				
2- 7	0- 3	0- 2	HOME	2- 0	0- 2	0- 0				
3- 5	0- 3	0- 1	AWAY	2- 1	1- 0	0- 0				
0- 0	0- 0	0- 0	NEUTRAL	0- 0	0- 0	0- 0				

RPI S Opponent	Score	RPI S Opponent	Score	RPI S Opponent	Score	Team's RPI: 69	RPI S Opponent	Score
6 A Oregon St.	44 70	28 H Arizona St.	44 66	64 A Southern California	58 53		104 A Washington St.	74 57
6 H Oregon St.	49 63	30 A Oregon	66 84	66 A California	73 64		104 H Washington St.	55 61
7 H Washington	53 82	30 H Oregon	61 73	66 H California	63 57		113 N Charlotte	81 68
9 A Stanford	51 87			72 A Colorado	49 54		116 H Arizona	70 81
9 H Stanford	58 77			72 H Colorado	58 53		132 A St. Mary's (CA)	63 62
12 A UCLA	56 67			81 H Montana St.	74 64		177 A Fresno St.	65 55
				96 H BYU	77 60		183 H Utah St.	65 58
							220 H Weber St.	71 52
							283 A Nevada	80 50
							287 H Southern Utah	69 43
							296 H Northern Ariz.	78 65
							328 H Utah Valley	100 52
LAST 12 Division I GAMES:								
104 A Washington St.	74 57	7 H Washington	53 82					
6 H Oregon St.	49 63	72 H Colorado	58 53					
30 H Oregon	61 73	72 A Colorado	49 54					
9 A Stanford	51 87	30 A Oregon	66 84					
66 A California	73 64	6 A Oregon St.	44 70					
104 H Washington St.	55 61	66 H California	63 57					

Non-Div I Games:

Utah

Average RPI Win:	228	WON-LOST	WINNING	LAST 10	STRENGTH OF	OPP. STRENGTH	TEAM	ADJ.	CONF.	ADJ CONF.
Average RPI Loss:	130	RECORD	PCT. RANK	GAMES	SCHEDULE	OF SCHEDULE	RPI	RPI	RPI	RPI
DIV. I ONLY	14- 12	150	6- 4	214	182	183	183	13	13	
DIV. I NON-CONF.	6- 4	127	0- 0	322	277	236	236	15	15	
TOTALS	RPI 1-25	RPI 26-50	W-L RECORDS	RPI 51-100	RPI 101-150	RPI 150+				
14- 12	0- 0	1- 1	OVERALL	2- 4	1- 5	10- 2				
10- 4	0- 0	1- 0	HOME	2- 1	1- 2	6- 1				
3- 8	0- 0	0- 1	AWAY	0- 3	0- 3	3- 1				
1- 0	0- 0	0- 0	NEUTRAL	0- 0	0- 0	1- 0				
6- 4	0- 0	0- 0	NON-CONFERENCE	1- 2	1- 1	4- 1				
4- 2	0- 0	0- 0	HOME	1- 1	1- 0	2- 1				
1- 2	0- 0	0- 0	AWAY	0- 1	0- 1	1- 0				
1- 0	0- 0	0- 0	NEUTRAL	0- 0	0- 0	1- 0				
8- 8	0- 0	1- 1	CONFERENCE	1- 2	0- 4	6- 1				
6- 2	0- 0	1- 0	HOME	1- 0	0- 2	4- 0				
2- 6	0- 0	0- 1	AWAY	0- 2	0- 2	2- 1				
0- 0	0- 0	0- 0	NEUTRAL	0- 0	0- 0	0- 0				

RPI 1-25				RPI 26-50				RPI 51-100				RPI 101+				Team's RPI: 183
RPI	S	Opponent	Score	RPI	S	Opponent	Score	RPI	S	Opponent	Score	RPI	S	Opponent	Score	
				47	A	Colorado St.	43 74	69	A	Utah	58 65	114	A	Wyoming	40 59	
				47	H	Colorado St.	55 48	73	A	Boise St.	56 76	114	H	Wyoming	48 71	
								73	H	Boise St.	65 63	116	A	Arizona	57 61	
								81	H	Montana St.	64 56	136	A	New Mexico	67 78	
								95	A	UNLV	53 55	136	H	New Mexico	58 68	
								96	H	BYU	40 60	144	H	Idaho St.	69 56	
												177	A	Fresno St.	52 47	
												196	H	San Jose St.	82 78	
												271	A	San Diego St.	59 66	
												271	H	San Diego St.	53 47	
												283	A	Nevada	81 69	
												283	H	Nevada	60 57	
												287	H	Southern Utah	54 70	
												322	H	Air Force	65 62	
												324	H	UC Irvine	66 52	
												328	H	Utah Valley	56 45	
												329	N	Incarnate Word	79 46	
												330	A	Montana	65 47	
LAST 12 Division I GAMES:																
				196	H	San Jose St.	82 78	283	A	Nevada	81 69					
				283	H	Nevada	60 57	177	A	Fresno St.	52 47					
				271	A	San Diego St.	59 66	136	H	New Mexico	58 68					
				114	A	Wyoming	40 59	47	A	Colorado St.	43 74					
				47	H	Colorado St.	55 48	271	H	San Diego St.	53 47					
				73	H	Boise St.	65 63	114	H	Wyoming	48 71					

Non-Div I Games: Westminster (UT) 72 49

Utah St.

■ Loss,
 ■ Non-Conf,
 ■ S Site,
 ■ Home
 ■ A Away
 N Neutral

Average RPI Win:	211	WON-LOST	WINNING	LAST 10	STRENGTH OF	OPP. STRENGTH	TEAM	ADJ.	CONF.	ADJ CONF.
Average RPI Loss:	100	RECORD	PCT. RANK	GAMES	SCHEDULE	OF SCHEDULE	RPI	RPI	RPI	RPI
DIV. I ONLY	15- 14	169	6- 4	98	126	138	138	12	12	
DIV. I NON-CONF.	7- 6	157	0- 0	84	137	113	113	11	11	
TOTALS	RPI 1-25	RPI 26-50	W-L RECORDS	RPI 51-100	RPI 101-150	RPI 150+				
15- 14	0- 0	0- 2	OVERALL	1- 5	1- 6	13- 1				
8- 6	0- 0	0- 1	HOME	0- 3	0- 2	8- 0				
5- 8	0- 0	0- 0	AWAY	0- 0	1- 0	4- 0				
2- 0	0- 0	0- 0	NEUTRAL	1- 0	0- 0	1- 0				
7- 6	0- 0	0- 0	NON-CONFERENCE	1- 3	0- 3	6- 0				
3- 3	0- 0	0- 0	HOME	0- 2	0- 1	3- 0				
2- 3	0- 0	0- 0	AWAY	0- 1	0- 2	2- 0				
2- 0	0- 0	0- 0	NEUTRAL	1- 0	0- 0	1- 0				
8- 8	0- 0	0- 2	CONFERENCE	0- 2	1- 3	7- 1				
5- 3	0- 0	0- 1	HOME	0- 1	0- 1	5- 0				
3- 5	0- 0	0- 1	AWAY	0- 1	1- 2	2- 1				
0- 0	0- 0	0- 0	NEUTRAL	0- 0	0- 0	0- 0				

RPI S	Opponent	Score	RPI S	Opponent	Score	RPI S	Opponent	Score	RPI S	Opponent	Score	Team's RPI: 138
44	H Dayton	48 68	46	A George Washington	67 81	55	H IUPUI	62 71	102	A Saint Louis	72 77	
						58	N Villanova	68 66	102	H Saint Louis	48 62	
						68	A Wake Forest	54 60	108	A Fordham	61 58	
						78	H Minnesota	69 79	117	A Old Dominion	60 70	
						100	A Saint Joseph's	58 64	120	A Ole Miss	57 77	
						100	H Saint Joseph's	70 80	135	A Duquesne	51 70	
									149	H Iona	57 59	
									159	H Brown	85 72	
									169	H La Salle	61 56	
									186	A George Mason	59 70	
									195	A Campbell	66 53	
									197	N American	68 62	
									203	H UNCG	65 54	
									224	A Richmond	57 55	
									224	H Richmond	62 55	
									232	A St. Bonaventure	77 60	
									233	A Furman	75 61	
									276	H Coppin St.	73 44	
									278	H Davidson	54 47	
									301	H Rhode Island	68 57	
									310	H Massachusetts	55 52	
LAST 12 Division I GAMES:												
278	H Davidson	54 47	224	A Richmond	57 55							
232	A St. Bonaventure	77 60	310	H Massachusetts	55 52							
100	H Saint Joseph's	70 80	108	A Fordham	61 58							
135	A Duquesne	51 70	301	H Rhode Island	68 57							
102	A Saint Louis	72 77	186	A George Mason	59 70							
44	H Dayton	48 68	100	A Saint Joseph's	58 64							

Non-Div I Games:

VCU

■ Loss,
 ■ Non-Conf,
 ■ S Site,
 ■ H Home
 ■ A Away
 N Neutral

Valparaiso

Through Games Of Feb. 23, 2017

Average RPI Win:	272	WON-LOST	WINNING	LAST 10	STRENGTH OF	OPP. STRENGTH	TEAM	ADJ.	CONF.	ADJ CONF.
Average RPI Loss:	167	RECORD	PCT. RANK	GAMES	SCHEDULE	OF SCHEDULE	RPI	RPI	RPI	RPI
DIV. I ONLY	6- 20	307	3- 7	192	236	298	298	19	19	
DIV. I NON-CONF.	3- 6	230	0- 0	288	162	280	280	21	21	
TOTALS	RPI 1-25	RPI 26-50	W-L RECORDS	RPI 51-100	RPI 101-150	RPI 150+				
6- 20	0- 1	0- 3	OVERALL	0- 0	0- 5	6- 11				
4- 8	0- 0	0- 1	HOME	0- 0	0- 2	4- 5				
2- 12	0- 0	0- 0	AWAY	0- 0	0- 0	2- 0				
0- 0	0- 0	0- 0	NEUTRAL	0- 0	0- 0	0- 0				
3- 6	0- 1	0- 1	NON-CONFERENCE	0- 0	0- 1	3- 3				
2- 2	0- 0	0- 0	HOME	0- 0	0- 0	2- 2				
1- 4	0- 1	0- 1	AWAY	0- 0	0- 1	1- 1				
0- 0	0- 0	0- 0	NEUTRAL	0- 0	0- 0	0- 0				
3- 14	0- 0	0- 2	CONFERENCE	0- 0	0- 4	3- 8				
2- 6	0- 0	0- 1	HOME	0- 0	0- 2	2- 3				
1- 8	0- 0	0- 1	AWAY	0- 0	0- 2	1- 5				
0- 0	0- 0	0- 0	NEUTRAL	0- 0	0- 0	0- 0				

RPI 1-25			RPI 26-50			RPI 51-100			RPI 101+			Team's RPI: 298
RPI	S	Opponent	Score	RPI	S	Opponent	Score	RPI	S	Opponent	Score	
2	A	Notre Dame	54 114	31	A	Green Bay	35 56		118	A	Stetson	75 87
				31	H	Green Bay	36 75		139	A	Wright St.	48 63
				45	A	Indiana	58 87		139	H	Wright St.	52 65
									146	A	Milwaukee	64 80
									146	H	Milwaukee	74 85
									158	A	Oakland	63 104
									158	H	Oakland	60 98
									163	A	Detroit Mercy	60 85
									163	H	Detroit Mercy	57 55
									176	A	Cleveland St.	60 71
									176	H	Cleveland St.	62 66
									221	H	Bradley	56 67
									234	H	Liberty	70 68
									260	H	Evansville	65 70
									294	H	Eastern Ill.	73 68
									295	A	Northern Ky.	41 32
									295	H	Northern Ky.	55 70
									308	A	Illinois St.	56 77
									311	A	Youngstown St.	70 76
									311	H	Youngstown St.	77 60
									317	A	Ill.-Chicago	60 74
									337	A	Chicago St.	53 51
LAST 12 Division I GAMES:												
146	A	Milwaukee	64 80	311	H	Youngstown St.	77 60					
163	H	Detroit Mercy	57 55	317	A	Ill.-Chicago	60 74					
158	H	Oakland	60 98	139	H	Wright St.	52 65					
295	A	Northern Ky.	41 32	295	H	Northern Ky.	55 70					
139	A	Wright St.	48 63	31	A	Green Bay	35 56					
176	H	Cleveland St.	62 66	311	A	Youngstown St.	70 76					

Non-Div I Games: Ind.-Kokomo 102 47 Grace (IN) 71 49

Valparaiso

Loss, Non-Conf, S Site, H Home A Away N Neutral

Average RPI Win:	162	WON-LOST	WINNING	LAST 10	STRENGTH OF	OPP. STRENGTH	TEAM	ADJ.	CONF.	ADJ CONF.
Average RPI Loss:	50	RECORD	PCT. RANK	GAMES	SCHEDULE	OF SCHEDULE	RPI	RPI	RPI	RPI
DIV. I ONLY	14- 14	171	4- 6	49	32	91	91	2	2	
DIV. I NON-CONF.	10- 3	54	0- 0	110	113	52	52	2	2	
TOTALS	RPI 1-25	RPI 26-50	W-L RECORDS	RPI 51-100	RPI 101-150	RPI 150+				
14- 14	1- 8	1- 2	OVERALL	2- 2	2- 0	8- 2				
10- 5	1- 3	1- 1	HOME	2- 1	2- 0	4- 0				
3- 9	0- 5	0- 1	AWAY	0- 1	0- 0	3- 2				
1- 0	0- 0	0- 0	NEUTRAL	0- 0	0- 0	1- 0				
10- 3	1- 1	0- 1	NON-CONFERENCE	2- 0	0- 0	7- 1				
6- 1	1- 1	0- 0	HOME	2- 0	0- 0	3- 0				
3- 2	0- 0	0- 1	AWAY	0- 0	0- 0	3- 1				
1- 0	0- 0	0- 0	NEUTRAL	0- 0	0- 0	1- 0				
4- 11	0- 7	1- 1	CONFERENCE	0- 2	2- 0	1- 1				
4- 4	0- 2	1- 1	HOME	0- 1	2- 0	1- 0				
0- 7	0- 5	0- 0	AWAY	0- 1	0- 0	0- 1				
0- 0	0- 0	0- 0	NEUTRAL	0- 0	0- 0	0- 0				

RPI	S	Opponent	Score	RPI	S	Opponent	Score	RPI	S	Opponent	Score	RPI	S	Opponent	Score
3	A	Mississippi St.	41 86	33	H	LSU	70 68	54	H	Tulane	74 63	120	H	Ole Miss	85 67
4	A	South Carolina	51 82	43	H	Auburn	59 64	56	H	Drexel	73 63	127	H	Alabama	87 80
8	H	Duke	77 73	45	A	Indiana	61 94	83	A	Georgia	68 70	153	A	Arkansas	56 59
13	H	Louisville	66 78					84	H	Florida	73 93	153	H	Arkansas	66 64
14	A	Kentucky	63 71									167	A	Memphis	59 75
22	H	Missouri	68 74									199	A	ETSU	80 72
23	A	Tennessee	63 91									202	N	SIUE	73 63
23	H	Tennessee	57 70									210	H	Robert Morris	75 59
25	A	Texas A&M	72 77									241	A	UT Martin	79 77
												267	H	Tennessee Tech	89 57
												275	H	Kennesaw St.	86 54
												322	A	Air Force	75 49
LAST 12 Division I GAMES:															
153	H	Arkansas	66 64	84	H	Florida	73 93								
120	H	Ole Miss	85 67	127	H	Alabama	87 80								
4	A	South Carolina	51 82	23	A	Tennessee	63 91								
33	H	LSU	70 68	153	A	Arkansas	56 59								
3	A	Mississippi St.	41 86	22	H	Missouri	68 74								
14	A	Kentucky	63 71	43	H	Auburn	59 64								

Non-Div I Games:

Vanderbilt

Average RPI Win:	261	WON-LOST	WINNING	LAST 10	STRENGTH OF	OPP. STRENGTH	TEAM	ADJ.	CONF.	ADJ CONF.
Average RPI Loss:	162	RECORD	PCT. RANK	GAMES	SCHEDULE	OF SCHEDULE	RPI	RPI	RPI	RPI
DIV. I ONLY	8- 19	277	4- 6	168	279	281	281	22	22	
DIV. I NON-CONF.	3- 9	275	0- 0	166	326	300	300	22	22	
TOTALS	RPI 1-25	RPI 26-50	W-L RECORDS	RPI 51-100	RPI 101-150	RPI 150+				
8- 19	0- 1	0- 1	OVERALL	0- 2	1- 5	7- 10				
7- 7	0- 0	0- 0	HOME	0- 1	1- 2	6- 4				
1- 12	0- 1	0- 1	AWAY	0- 1	0- 3	1- 6				
0- 0	0- 0	0- 0	NEUTRAL	0- 0	0- 0	0- 0				
3- 9	0- 1	0- 1	NON-CONFERENCE	0- 0	0- 2	3- 5				
3- 3	0- 0	0- 0	HOME	0- 0	0- 1	3- 2				
0- 6	0- 1	0- 1	AWAY	0- 0	0- 1	0- 3				
0- 0	0- 0	0- 0	NEUTRAL	0- 0	0- 0	0- 0				
5- 10	0- 0	0- 0	CONFERENCE	0- 2	1- 3	4- 5				
4- 4	0- 0	0- 0	HOME	0- 1	1- 1	3- 2				
1- 6	0- 0	0- 0	AWAY	0- 1	0- 2	1- 3				
0- 0	0- 0	0- 0	NEUTRAL	0- 0	0- 0	0- 0				

RPI	S	Opponent	Score	RPI	S	Opponent	Score	RPI	S	Opponent	Score	RPI	S	Opponent	Score	Team's RPI: 281
20	A	Temple	39 53	40	A	Michigan	56 78	79	A	New Hampshire	47 66	133	A	Albany (NY)	53 64	
								79	H	New Hampshire	49 57	133	H	Albany (NY)	52 67	
												137	A	Yale	48 77	
												142	A	Maine	43 59	
												142	H	Maine	55 52	
												146	H	Milwaukee	44 68	
												158	A	Oakland	55 79	
												159	H	Brown	50 62	
												180	A	Hartford	55 68	
												180	H	Hartford	76 70	
												207	A	Binghamton	61 76	
												207	H	Binghamton	55 64	
												208	A	UMBC	66 69	
												208	H	UMBC	52 64	
												235	H	Dartmouth	59 54	
												240	H	Stony Brook	53 43	
												244	A	Howard	57 64	
												272	H	Bryant	57 63	
												297	H	Holy Cross	63 52	
												313	H	NJIT	64 42	
												319	A	Central Conn. St.	76 78	
												341	A	UMass Lowell	61 46	
												341	H	UMass Lowell	60 36	
LAST 12 Division I GAMES:																
133	H	Albany (NY)	52 67	142	A	Maine	43 59									
341	H	UMass Lowell	60 36	240	H	Stony Brook	53 43									
208	H	UMBC	52 64	133	A	Albany (NY)	53 64									
79	A	New Hampshire	47 66	341	A	UMass Lowell	61 46									
207	A	Binghamton	61 76	79	H	New Hampshire	49 57									
180	H	Hartford	76 70	208	A	UMBC	66 69									

Non-Div I Games:

Vermont

Villanova

Through Games Of Feb. 23, 2017

Average RPI Win:	162	WON-LOST	WINNING	LAST 10	STRENGTH OF	OPP. STRENGTH	TEAM	ADJ.	CONF.	ADJ CONF.
Average RPI Loss:	44	RECORD	PCT. RANK	GAMES	SCHEDULE	OF SCHEDULE	RPI	RPI	RPI	RPI
DIV. I ONLY	16- 11	120	8- 2	40	67	58	58	7	7	
DIV. I NON-CONF.	5- 6	186	1- 0	9	30	73	73	7	7	
TOTALS	RPI 1-25	RPI 26-50	W-L RECORDS	RPI 51-100	RPI 101-150	RPI 150+				
16- 11	0- 6	0- 2	OVERALL	6- 1	0- 2	10- 0				
8- 5	0- 3	0- 2	HOME	2- 0	0- 0	6- 0				
7- 3	0- 2	0- 0	AWAY	3- 1	0- 0	4- 0				
1- 3	0- 1	0- 0	NEUTRAL	1- 0	0- 2	0- 0				
5- 6	0- 3	0- 1	NON-CONFERENCE	3- 0	0- 2	2- 0				
2- 2	0- 1	0- 1	HOME	0- 0	0- 0	2- 0				
2- 1	0- 1	0- 0	AWAY	2- 0	0- 0	0- 0				
1- 3	0- 1	0- 0	NEUTRAL	1- 0	0- 2	0- 0				
11- 5	0- 3	0- 1	CONFERENCE	3- 1	0- 0	8- 0				
6- 3	0- 2	0- 1	HOME	2- 0	0- 0	4- 0				
5- 2	0- 1	0- 0	AWAY	1- 1	0- 0	4- 0				
0- 0	0- 0	0- 0	NEUTRAL	0- 0	0- 0	0- 0				

RPI 1-25				RPI 26-50				RPI 51-100 Team's RPI: 58				RPI 101+			
RPI	S	Opponent	Score	RPI	S	Opponent	Score	RPI	S	Opponent	Score	RPI	S	Opponent	Score
3	N	Mississippi St.	62 108	41	H	Marquette	71 77	61	A	Georgetown	49 54	107	N	Troy	85 93
8	A	Duke	50 68	46	H	George Washington	69 72	61	H	Georgetown	71 50	138	N	VCU	66 68
18	A	Creighton	46 60					70	A	St. John's (NY)	67 56	169	H	La Salle	52 49
18	H	Creighton	44 47					70	H	St. John's (NY)	55 50	175	A	Providence	64 59
19	H	DePaul	50 80					82	N	Purdue	58 44	175	H	Providence	61 43
20	H	Temple	48 83					85	A	Penn	60 48	187	A	Xavier	72 47
								100	A	Saint Joseph's	62 54	187	H	Xavier	76 71
												209	A	Seton Hall	87 52
												209	H	Seton Hall	69 52
												250	A	Butler	70 69
												250	H	Butler	61 58
												306	H	Lehigh	59 37
LAST 12 Division I GAMES:															
250	H	Butler	61 58	61	A	Georgetown	49 54								
187	H	Xavier	76 71	187	A	Xavier	72 47								
209	A	Seton Hall	87 52	250	A	Butler	70 69								
70	A	St. John's (NY)	67 56	85	A	Penn	60 48								
175	H	Providence	61 43	70	H	St. John's (NY)	55 50								
18	H	Creighton	44 47	209	H	Seton Hall	69 52								

Non-Div I Games:

Villanova

Loss, Non-Conf, S Site, H Home A Away N Neutral

Average RPI Win:	152	WON-LOST	WINNING	LAST 10	STRENGTH OF	OPP. STRENGTH	TEAM	ADJ.	CONF.	ADJ CONF.
Average RPI Loss:	48	RECORD	PCT. RANK	GAMES	SCHEDULE	OF SCHEDULE	RPI	RPI	RPI	RPI
DIV. I ONLY	18- 10	97	5- 5	67	20	48	48	3	3	
DIV. I NON-CONF.	11- 2	23	0- 0	266	68	80	80	4	4	
TOTALS	RPI 1-25	RPI 26-50	W-L RECORDS	RPI 51-100	RPI 101-150	RPI 150+				
18- 10	1- 5	1- 1	OVERALL	6- 2	1- 2	9- 0				
12- 2	1- 2	1- 0	HOME	4- 0	0- 0	6- 0				
5- 7	0- 3	0- 1	AWAY	2- 1	1- 2	2- 0				
1- 1	0- 0	0- 0	NEUTRAL	0- 1	0- 0	1- 0				
11- 2	0- 0	1- 0	NON-CONFERENCE	2- 2	0- 0	8- 0				
7- 0	0- 0	1- 0	HOME	1- 0	0- 0	5- 0				
3- 1	0- 0	0- 0	AWAY	1- 1	0- 0	2- 0				
1- 1	0- 0	0- 0	NEUTRAL	0- 1	0- 0	1- 0				
7- 8	1- 5	0- 1	CONFERENCE	4- 0	1- 2	1- 0				
5- 2	1- 2	0- 0	HOME	3- 0	0- 0	1- 0				
2- 6	0- 3	0- 1	AWAY	1- 0	1- 2	0- 0				
0- 0	0- 0	0- 0	NEUTRAL	0- 0	0- 0	0- 0				

RPI S	Opponent	Score	RPI S	Opponent	Score	RPI S	Opponent	Score	RPI S	Opponent	Score
2	A Notre Dame	74 82	29	A Syracuse	49 54	52	H Georgia Tech	65 64	111	A North Carolina	58 67
8	H Duke	51 70	44	H Dayton	66 56	68	H Wake Forest	60 57	115	A Clemson	69 37
11	H Florida St.	60 51				70	N St. John's (NY)	55 66	143	A Pittsburgh	54 62
13	A Louisville	55 66				71	A Northwestern	60 69	164	H Boston College	62 55
13	H Louisville	81 86				76	H Middle Tenn.	63 51	190	N Nebraska	73 51
16	A Miami (FL)	52 63				83	A Georgia	66 43	208	H UMBC	56 30
						90	A Virginia Tech	63 55	214	H Rutgers	62 54
						90	H Virginia Tech	76 27	224	A Richmond	63 56
									247	H UMES	60 50
									270	A Bowling Green	67 47
									276	H Coppin St.	103 40
									317	H Ill.-Chicago	76 39
LAST 12 Division I GAMES:											
13	A Louisville	55 66	52	H Georgia Tech	65 64						
90	A Virginia Tech	63 55	2	A Notre Dame	74 82						
11	H Florida St.	60 51	90	H Virginia Tech	76 27						
68	H Wake Forest	60 57	143	A Pittsburgh	54 62						
16	A Miami (FL)	52 63	115	A Clemson	69 37						
8	H Duke	51 70	164	H Boston College	62 55						

Non-Div I Games:

Virginia

■ Loss,
 ■ Non-Conf, S Site,
 ■ Home
 ■ Away
 N Neutral

Average RPI Win:	173	WON-LOST	WINNING	LAST 10	STRENGTH OF	OPP. STRENGTH	TEAM	ADJ.	CONF.	ADJ CONF.
Average RPI Loss:	35	RECORD	PCT. RANK	GAMES	SCHEDULE	OF SCHEDULE	RPI	RPI	RPI	RPI
DIV. I ONLY	16- 12	133	0- 10	58	54	90	90	3	3	
DIV. I NON-CONF.	13- 0	1	0- 0	248	212	40	40	4	4	
TOTALS	RPI 1-25	RPI 26-50	W-L RECORDS	RPI 51-100	RPI 101-150	RPI 150+				
16- 12	1- 6	1- 4	OVERALL	2- 1	4- 1	8- 0				
12- 6	1- 4	0- 2	HOME	2- 0	2- 0	7- 0				
4- 6	0- 0	1- 0	AWAY	0- 0	2- 0	1- 0				
0- 0	0- 0	0- 0	NEUTRAL	0- 0	0- 0	0- 0				
13- 0	1- 0	1- 0	NON-CONFERENCE	1- 0	2- 0	8- 0				
10- 0	1- 0	0- 0	HOME	1- 0	1- 0	7- 0				
3- 0	0- 0	1- 0	AWAY	0- 0	1- 0	1- 0				
0- 0	0- 0	0- 0	NEUTRAL	0- 0	0- 0	0- 0				
3- 12	0- 6	0- 4	CONFERENCE	1- 1	2- 1	0- 0				
2- 6	0- 4	0- 2	HOME	1- 0	1- 0	0- 0				
1- 6	0- 2	0- 2	AWAY	0- 1	1- 1	0- 0				
0- 0	0- 0	0- 0	NEUTRAL	0- 0	0- 0	0- 0				

RPI 1-25				RPI 26-50				RPI 51-100				RPI 101+			
RPI	S	Opponent	Score	RPI	S	Opponent	Score	RPI	S	Opponent	Score	RPI	S	Opponent	Score
2	H	Notre Dame	59 76	29	H	Syracuse	72 82	52	A	Georgia Tech	81 87	106	A	UCF	67 64
8	A	Duke	59 84	37	A	North Carolina St.	71 85	61	H	Georgetown	73 63	111	H	North Carolina	76 68
11	H	Florida St.	54 82	43	A	Auburn	92 87	68	H	Wake Forest	72 70	115	A	Clemson	78 69
13	H	Louisville	70 88	48	A	Virginia	27 76					134	H	Radford	71 52
16	A	Miami (FL)	75 82	48	H	Virginia	55 63					143	A	Pittsburgh	64 72
16	H	Miami (FL)	69 79									190	H	Nebraska	76 67
23	H	Tennessee	67 63									193	A	Col. of Charleston	71 61
												218	H	Presbyterian	67 36
												254	H	UNC Asheville	71 52
												270	H	Bowling Green	98 51
												312	H	Gardner-Webb	76 42
												319	H	Central Conn. St.	81 47
												348	H	Delaware St.	88 48
LAST 12 Division I GAMES:															
16	H	Miami (FL)	69 79	2	H	Notre Dame	59 76								
48	H	Virginia	55 63	29	H	Syracuse	72 82								
143	A	Pittsburgh	64 72	48	A	Virginia	27 76								
37	A	North Carolina St.	71 85	11	H	Florida St.	54 82								
13	H	Louisville	70 88	8	A	Duke	59 84								
52	A	Georgia Tech	81 87	68	H	Wake Forest	72 70								

Non-Div I Games:

Virginia Tech

■ Loss,
 ■ Non-Conf,
 S Site,
 ■ Home
 ■ Away
 N Neutral

W
a
g
n
e
rW
a
g
n
e
r

Wagner

Page 330

Wake Forest

Through Games Of Feb. 23, 2017

Average RPI Win:	151	WON-LOST	WINNING	LAST 10	STRENGTH OF	OPP. STRENGTH	TEAM	ADJ.	CONF.	ADJ CONF.
Average RPI Loss:	51	RECORD	PCT. RANK	GAMES	SCHEDULE	OF SCHEDULE	RPI	RPI	RPI	RPI
DIV. I ONLY	15- 13	154	4- 6	41	40	68	68	3	3	
DIV. I NON-CONF.	9- 4	85	0- 0	165	93	86	86	4	4	
TOTALS	RPI 1-25	RPI 26-50	W-L RECORDS	RPI 51-100	RPI 101-150	RPI 150+				
15- 13	0- 5	2- 5	OVERALL	1- 1	5- 1	7- 1				
11- 4	0- 2	0- 1	HOME	1- 0	4- 1	6- 0				
4- 9	0- 3	2- 4	AWAY	0- 1	1- 0	1- 1				
0- 0	0- 0	0- 0	NEUTRAL	0- 0	0- 0	0- 0				
9- 4	0- 0	1- 2	NON-CONFERENCE	0- 0	2- 1	6- 1				
7- 1	0- 0	0- 0	HOME	0- 0	2- 1	5- 0				
2- 3	0- 0	1- 2	AWAY	0- 0	0- 0	1- 1				
0- 0	0- 0	0- 0	NEUTRAL	0- 0	0- 0	0- 0				
6- 9	0- 5	1- 3	CONFERENCE	1- 1	3- 0	1- 0				
4- 3	0- 2	0- 1	HOME	1- 0	2- 0	1- 0				
2- 6	0- 3	1- 2	AWAY	0- 1	1- 0	0- 0				
0- 0	0- 0	0- 0	NEUTRAL	0- 0	0- 0	0- 0				

RPI 1-25				RPI 26-50				RPI 51-100				RPI 101+			
RPI	S	Opponent	Score	RPI	S	Opponent	Score	RPI	S	Opponent	Score	RPI	S	Opponent	Score
2	A	Notre Dame	72 92	26	A	Elon	78 68	52	H	Georgia Tech	70 65	111	A	North Carolina	80 77
8	A	Duke	43 71	29	A	Syracuse	64 85	90	A	Virginia Tech	70 72	115	H	Clemson	68 56
8	H	Duke	53 79	33	A	LSU	57 60					126	H	Navy	75 65
11	A	Florida St.	60 102	37	A	North Carolina St.	89 77					134	H	Radford	60 68
16	H	Miami (FL)	56 79	37	H	North Carolina St.	50 65					138	H	VCU	60 54
				38	A	James Madison	76 83					143	H	Pittsburgh	57 48
				48	A	Virginia	57 60					164	H	Boston College	71 55
												187	H	Xavier	58 45
												200	A	Illinois	79 70
												209	A	Seton Hall	63 70
												214	H	Rutgers	55 43
												231	H	Samford	51 40
												233	H	Furman	59 52
												285	H	Eastern Mich.	89 61
LAST 12 Division I GAMES:															
29	A	Syracuse	64 85	16	H	Miami (FL)	56 79								
37	A	North Carolina St.	89 77	8	A	Duke	43 71								
8	H	Duke	53 79	164	H	Boston College	71 55								
48	A	Virginia	57 60	52	H	Georgia Tech	70 65								
11	A	Florida St.	60 102	111	A	North Carolina	80 77								
143	H	Pittsburgh	57 48	90	A	Virginia Tech	70 72								

Non-Div I Games:

Wake Forest

■ Loss,
 ■ Non-Conf,
 ■ S Site,
 ■ H Home
 ■ A Away
 N Neutral

Average RPI Win:	106	WON-LOST	WINNING	LAST 10	STRENGTH OF	OPP. STRENGTH	TEAM	ADJ.	CONF.	ADJ CONF.
Average RPI Loss:	7	RECORD	PCT. RANK	GAMES	SCHEDULE	OF SCHEDULE	RPI	RPI	RPI	RPI
DIV. I ONLY	26- 4	7	6- 3	23	19	7	7	1	1	
DIV. I NON-CONF.	12- 1	7	0- 1	42	115	6	6	1	1	
TOTALS	RPI 1-25	RPI 26-50	W-L RECORDS	RPI 51-100	RPI 101-150	RPI 150+				
26- 4	2- 4	4- 0	OVERALL	8- 0	6- 0	6- 0				
15- 1	2- 1	2- 0	HOME	4- 0	4- 0	3- 0				
11- 3	0- 3	2- 0	AWAY	4- 0	2- 0	3- 0				
0- 0	0- 0	0- 0	NEUTRAL	0- 0	0- 0	0- 0				
12- 1	1- 1	1- 0	NON-CONFERENCE	2- 0	2- 0	6- 0				
8- 0	1- 0	1- 0	HOME	1- 0	2- 0	3- 0				
4- 1	0- 1	0- 0	AWAY	1- 0	0- 0	3- 0				
0- 0	0- 0	0- 0	NEUTRAL	0- 0	0- 0	0- 0				
14- 3	1- 3	3- 0	CONFERENCE	6- 0	4- 0	0- 0				
7- 1	1- 1	1- 0	HOME	3- 0	2- 0	0- 0				
7- 2	0- 2	2- 0	AWAY	3- 0	2- 0	0- 0				
0- 0	0- 0	0- 0	NEUTRAL	0- 0	0- 0	0- 0				

RPI	S	Opponent	Score	RPI	S	Opponent	Score	RPI	S	Opponent	Score	RPI	S	Opponent	Score
2	A	Notre Dame	60 71	28	A	Arizona St.	65 54	64	A	Southern California	87 74	104	A	Washington St.	87 44
6	A	Oregon St.	70 73	28	H	Arizona St.	70 57	64	H	Southern California	77 67	104	H	Washington St.	94 63
9	H	Stanford	68 72	30	A	Oregon	99 77	66	H	California	90 67	116	A	Arizona	90 73
12	A	UCLA	79 90	47	H	Colorado St.	101 68	69	A	Utah	82 53	116	H	Arizona	91 55
12	H	UCLA	82 70					72	A	Colorado	79 75	128	H	Eastern Wash.	100 52
22	H	Missouri	79 66					72	H	Colorado	79 46	129	H	Idaho	105 53
								73	H	Boise St.	92 66	170	H	CSUN	101 44
								96	A	BYU	82 70	177	H	Fresno St.	85 54
												215	A	Grand Canyon	101 66
												219	A	Seattle U	94 64
												262	A	Portland	83 53
												284	H	Savannah St.	87 36
LAST 12 Division I GAMES:															
2	A	Notre Dame	60 71	72	A	Colorado	79 75								
72	H	Colorado	79 46	69	A	Utah	82 53								
64	A	Southern California	87 74	9	H	Stanford	68 72								
12	A	UCLA	79 90	66	H	California	90 67								
28	H	Arizona St.	70 57	104	A	Washington St.	87 44								
116	H	Arizona	91 55	28	A	Arizona St.	65 54								

Non-Div I Games:

Washington

Average RPI Win:	114	WON-LOST	WINNING	LAST 10	STRENGTH OF	OPP. STRENGTH	TEAM	ADJ.	CONF.	ADJ CONF.
Average RPI Loss:	49	RECORD	PCT. RANK	GAMES	SCHEDULE	OF SCHEDULE	RPI	RPI	RPI	RPI
DIV. I ONLY	10- 18	253	2- 8	6	10	104	104	1	1	
DIV. I NON-CONF.	5- 6	186	0- 0	23	76	116	116	1	1	
TOTALS	RPI 1-25	RPI 26-50	W-L RECORDS	RPI 51-100	RPI 101-150	RPI 150+				
10- 18	1- 7	1- 2	OVERALL	3- 6	2- 3	3- 0				
7- 7	1- 2	0- 1	HOME	2- 3	2- 1	2- 0				
2- 10	0- 4	1- 1	AWAY	1- 3	0- 2	0- 0				
1- 1	0- 1	0- 0	NEUTRAL	0- 0	0- 0	1- 0				
5- 6	0- 2	0- 0	NON-CONFERENCE	0- 3	2- 1	3- 0				
4- 2	0- 0	0- 0	HOME	0- 2	2- 0	2- 0				
0- 3	0- 1	0- 0	AWAY	0- 1	0- 1	0- 0				
1- 1	0- 1	0- 0	NEUTRAL	0- 0	0- 0	1- 0				
5- 12	1- 5	1- 2	CONFERENCE	3- 3	0- 2	0- 0				
3- 5	1- 2	0- 1	HOME	2- 1	0- 1	0- 0				
2- 7	0- 3	1- 1	AWAY	1- 2	0- 1	0- 0				
0- 0	0- 0	0- 0	NEUTRAL	0- 0	0- 0	0- 0				

RPI 1-25				RPI 26-50				RPI 51-100				RPI 101+ Team's RPI: 104			
RPI	S	Opponent	Score	RPI	S	Opponent	Score	RPI	S	Opponent	Score	RPI	S	Opponent	Score
6	A	Oregon St.	58 80	28	A	Arizona St.	49 68	64	A	Southern California	64 80	102	A	Saint Louis	70 73
7	A	Washington	63 94	28	H	Arizona St.	58 61	64	H	Southern California	74 57	116	A	Arizona	55 56
7	H	Washington	44 87	30	A	Oregon	75 59	66	H	California	84 79	116	H	Arizona	62 70
9	H	Stanford	54 76					67	H	Oklahoma St.	72 79	132	H	St. Mary's (CA)	85 69
12	A	UCLA	48 67					69	A	Utah	61 55	141	H	San Francisco	73 35
12	H	UCLA	82 73					69	H	Utah	57 74	190	N	Nebraska	79 65
14	A	Kentucky	67 69					72	A	Colorado	58 70	204	H	Loyola Marymount	92 45
21	N	Maryland	69 79					73	H	Boise St.	73 77	227	H	San Diego	83 73
								74	A	Gonzaga	61 79				
LAST 12 Division I GAMES:															
69	H	Utah	57 74	72	A	Colorado	58 70								
12	A	UCLA	48 67	66	H	California	84 79								
64	A	Southern California	64 80	9	H	Stanford	54 76								
116	H	Arizona	62 70	7	H	Washington	44 87								
28	H	Arizona St.	58 61	116	A	Arizona	55 56								
69	A	Utah	61 55	28	A	Arizona St.	49 68								

Non-Div I Games:

Washington St.

■ Loss,
 ■ Non-Conf,
 S Site,
 ■ Home
 ■ Away
 N Neutral

Average RPI Win:	280	WON-LOST	WINNING	LAST 10	STRENGTH OF	OPP. STRENGTH	TEAM	ADJ.	CONF.	ADJ CONF.
Average RPI Loss:	124	RECORD	PCT. RANK	GAMES	SCHEDULE	OF SCHEDULE	RPI	RPI	RPI	RPI
DIV. I ONLY	10- 14	224	4- 6	208	238	220	220	20	20	
DIV. I NON-CONF.	4- 5	198	0- 0	299	233	235	235	18	18	
TOTALS	RPI 1-25	RPI 26-50	W-L RECORDS	RPI 51-100	RPI 101-150	RPI 150+				
10- 14	0- 0	0- 0	OVERALL	0- 3	1- 9	9- 2				
5- 6	0- 0	0- 0	HOME	0- 1	1- 3	4- 2				
5- 7	0- 0	0- 0	AWAY	0- 2	0- 5	5- 0				
0- 1	0- 0	0- 0	NEUTRAL	0- 0	0- 1	0- 0				
4- 5	0- 0	0- 0	NON-CONFERENCE	0- 2	0- 1	4- 2				
1- 2	0- 0	0- 0	HOME	0- 0	0- 0	1- 2				
3- 2	0- 0	0- 0	AWAY	0- 2	0- 0	3- 0				
0- 1	0- 0	0- 0	NEUTRAL	0- 0	0- 1	0- 0				
6- 9	0- 0	0- 0	CONFERENCE	0- 1	1- 8	5- 0				
4- 4	0- 0	0- 0	HOME	0- 1	1- 3	3- 0				
2- 5	0- 0	0- 0	AWAY	0- 0	0- 5	2- 0				
0- 0	0- 0	0- 0	NEUTRAL	0- 0	0- 0	0- 0				

RPI 1-25				RPI 26-50				RPI 51-100				RPI 101+				Team's RPI: 220	
RPI	S	Opponent	Score	RPI	S	Opponent	Score	RPI	S	Opponent	Score	RPI	S	Opponent	Score		
								69	A	Utah	52	71	118	N	Stetson	68	70
								81	H	Montana St.	68	83	124	A	North Dakota	67	83
								96	A	BYU	64	73	124	H	North Dakota	65	70
													125	A	Northern Colo.	62	86
													125	H	Northern Colo.	79	88
													128	A	Eastern Wash.	85	99
													128	H	Eastern Wash.	42	70
													129	A	Idaho	77	95
													144	A	Idaho St.	52	57
													144	H	Idaho St.	50	43
													170	H	CSUN	78	89
													177	H	Fresno St.	57	60
													255	H	Portland St.	85	75
													262	H	Portland	76	37
													287	A	Southern Utah	73	68
													289	H	Sacramento St.	66	60
													291	A	FIU	64	61
													296	A	Northern Ariz.	75	64
													322	A	Air Force	76	61
													328	A	Utah Valley	64	61
													330	H	Montana	74	58
LAST 12 Division I GAMES:																	
				128	H	Eastern Wash.	42	70					287	A	Southern Utah	73	68
				124	A	North Dakota	67	83					144	A	Idaho St.	52	57
				125	A	Northern Colo.	62	86					125	H	Northern Colo.	79	88
				255	H	Portland St.	85	75					124	H	North Dakota	65	70
				289	H	Sacramento St.	66	60					128	A	Eastern Wash.	85	99
				296	A	Northern Ariz.	75	64					129	A	Idaho	77	95

Non-Div I Games: Cal St. San B'dino 75 69 Westminster (UT) 81 68

Weber St.

■ Loss,
■ Non-Conf,
■ S Site,
■ H Home
■ A Away
N Neutral

Average RPI Win:	179	WON-LOST	WINNING	LAST 10	STRENGTH OF	OPP. STRENGTH	TEAM	ADJ.	CONF.	ADJ CONF.
Average RPI Loss:	32	RECORD	PCT. RANK	GAMES	SCHEDULE	OF SCHEDULE	RPI	RPI	RPI	RPI
DIV. I ONLY	19- 9	77	5- 5	68	55	57	57	4	4	
DIV. I NON-CONF.	12- 0	1	0- 0	283	313	56	56	3	3	
TOTALS	RPI 1-25	RPI 26-50	W-L RECORDS	RPI 51-100	RPI 101-150	RPI 150+				
19- 9	2- 6	1- 0	OVERALL	1- 2	4- 1	11- 0				
14- 3	2- 2	0- 0	HOME	1- 1	3- 0	8- 0				
2- 6	0- 4	0- 0	AWAY	0- 1	1- 1	1- 0				
3- 0	0- 0	1- 0	NEUTRAL	0- 0	0- 0	2- 0				
12- 0	0- 0	1- 0	NON-CONFERENCE	0- 0	1- 0	10- 0				
9- 0	0- 0	0- 0	HOME	0- 0	1- 0	8- 0				
0- 0	0- 0	0- 0	AWAY	0- 0	0- 0	0- 0				
3- 0	0- 0	1- 0	NEUTRAL	0- 0	0- 0	2- 0				
7- 9	2- 6	0- 0	CONFERENCE	1- 2	3- 1	1- 0				
5- 3	2- 2	0- 0	HOME	1- 1	2- 0	0- 0				
2- 6	0- 4	0- 0	AWAY	0- 1	1- 1	1- 0				
0- 0	0- 0	0- 0	NEUTRAL	0- 0	0- 0	0- 0				

RPI 1-25				RPI 26-50				RPI 51-100				Team's RPI: 57				RPI 101+			
RPI	S	Opponent	Score	RPI	S	Opponent	Score	RPI	S	Opponent	Score		RPI	S	Opponent	Score			
5	A	Baylor	73 79	43	N	Auburn	56 52	62	A	Iowa St.	53 68		105	A	Texas Tech	66 75			
5	H	Baylor	56 91					62	H	Iowa St.	55 80		105	H	Texas Tech	89 79			
10	A	Texas	54 69					67	H	Oklahoma St.	79 53		120	H	Ole Miss	66 61			
10	H	Texas	63 73										140	A	TCU	83 61			
15	A	Oklahoma	87 90										140	H	TCU	77 73			
15	H	Oklahoma	83 73										154	N	East Carolina	79 47			
17	A	Kansas St.	71 86										166	A	Kansas	62 51			
17	H	Kansas St.	66 59										171	H	Morehead St.	94 53			
																244	H	Howard	95 49
																251	H	High Point	82 59
																266	H	Charleston So.	88 38
																276	H	Coppin St.	69 39
																279	H	Mt. St. Mary's	77 45
																285	N	N.C. A&T	80 64
																316	H	USC Upstate	91 33
																342	H	Longwood	107 40
LAST 12 Division I GAMES:																			
140	H	TCU	77 73	10	A	Texas	54 69												
62	A	Iowa St.	53 68	105	H	Texas Tech	89 79												
17	H	Kansas St.	66 59	5	A	Baylor	73 79												
67	H	Oklahoma St.	79 53	166	A	Kansas	62 51												
15	A	Oklahoma	87 90	10	H	Texas	63 73												
62	H	Iowa St.	55 80	105	A	Texas Tech	66 75												

Non-Div I Games:

West Virginia

■ Loss,
 ■ Non-Conf,
 ■ S Site,
 ■ H Home
 ■ A Away
 N Neutral

Average RPI Win:	272	WON-LOST	WINNING	LAST 10	STRENGTH OF	OPP. STRENGTH	TEAM	ADJ.	CONF.	ADJ CONF.
Average RPI Loss:	168	RECORD	PCT. RANK	GAMES	SCHEDULE	OF SCHEDULE	RPI	RPI	RPI	RPI
DIV. I ONLY	6- 21	309	2- 8	152	273	288	288	17	17	
DIV. I NON-CONF.	4- 10	259	0- 0	168	318	254	254	20	20	
TOTALS	RPI 1-25	RPI 26-50	W-L RECORDS	RPI 51-100	RPI 101-150	RPI 150+				
6- 21	0- 1	0- 0	OVERALL	0- 5	0- 4	6- 11				
4- 7	0- 0	0- 0	HOME	0- 2	0- 0	4- 5				
2- 12	0- 1	0- 0	AWAY	0- 3	0- 2	2- 6				
0- 2	0- 0	0- 0	NEUTRAL	0- 0	0- 2	0- 0				
4- 10	0- 1	0- 0	NON-CONFERENCE	0- 1	0- 4	4- 4				
2- 3	0- 0	0- 0	HOME	0- 0	0- 0	2- 3				
2- 5	0- 1	0- 0	AWAY	0- 1	0- 2	2- 1				
0- 2	0- 0	0- 0	NEUTRAL	0- 0	0- 2	0- 0				
2- 11	0- 0	0- 0	CONFERENCE	0- 4	0- 0	2- 7				
2- 4	0- 0	0- 0	HOME	0- 2	0- 0	2- 2				
0- 7	0- 0	0- 0	AWAY	0- 2	0- 0	0- 5				
0- 0	0- 0	0- 0	NEUTRAL	0- 0	0- 0	0- 0				

RPI 1-25				RPI 26-50				RPI 51-100				RPI 101+				Team's RPI: 288	
RPI	S	Opponent	Score	RPI	S	Opponent	Score	RPI	S	Opponent	Score	RPI	S	Opponent	Score		
11	A	Florida St.	41 90					83	A	Georgia	43 78	115	A	Clemson	63 78		
								87	A	Chattanooga	46 67	134	A	Radford	39 67		
								87	H	Chattanooga	48 60	135	N	Duquesne	50 65		
								92	A	Mercer	53 84	141	N	San Francisco	52 73		
								92	H	Mercer	57 59	195	H	Campbell	48 50		
												199	A	ETSU	57 76		
												199	H	ETSU	55 72		
												203	A	UNCG	45 62		
												231	A	Samford	50 51		
												231	H	Samford	42 49		
												233	A	Furman	44 73		
												233	H	Furman	75 72		
												241	H	UT Martin	72 84		
												245	A	Wofford	59 68		
												245	H	Wofford	69 66		
												251	H	High Point	73 64		
												254	A	UNC Asheville	53 62		
												266	H	Charleston So.	58 53		
												302	A	Eastern Ky.	72 61		
												312	H	Gardner-Webb	60 68		
												334	A	Florida A&M	62 61		
LAST 12 Division I GAMES:																	
				87	H	Chattanooga	48 60	203	A	UNCG	45 62						
				199	H	ETSU	55 72	199	A	ETSU	57 76						
				231	A	Samford	50 51	87	A	Chattanooga	46 67						
				92	A	Mercer	53 84	92	H	Mercer	57 59						
				245	H	Wofford	69 66	231	H	Samford	42 49						
				233	H	Furman	75 72	233	A	Furman	44 73						

Non-Div I Games: North Greenville 95 48

Western Caro.

■ Loss,
 ■ Non-Conf,
 ■ S Site,
 ■ H Home
 ■ A Away
 N Neutral

Average RPI Win:	228	WON-LOST	WINNING	LAST 10	STRENGTH OF	OPP. STRENGTH	TEAM	ADJ.	CONF.	ADJ CONF.
Average RPI Loss:	59	RECORD	PCT. RANK	GAMES	SCHEDULE	OF SCHEDULE	RPI	RPI	RPI	RPI
DIV. I ONLY	20- 6	33	8- 2	264	130	86	86	11	11	
DIV. I NON-CONF.	8- 3	67	0- 0	274	190	92	92	10	10	
TOTALS	RPI 1-25	RPI 26-50	W-L RECORDS	RPI 51-100	RPI 101-150	RPI 150+				
20- 6	0- 1	1- 2	OVERALL	2- 2	2- 1	15- 0				
10- 1	0- 0	1- 0	HOME	1- 1	1- 0	7- 0				
10- 5	0- 0	0- 0	AWAY	1- 0	1- 0	8- 0				
0- 0	0- 0	0- 0	NEUTRAL	0- 0	0- 0	0- 0				
8- 3	0- 1	0- 1	NON-CONFERENCE	1- 0	0- 1	7- 0				
4- 0	0- 0	0- 0	HOME	1- 0	0- 0	3- 0				
4- 3	0- 1	0- 1	AWAY	0- 0	0- 1	4- 0				
0- 0	0- 0	0- 0	NEUTRAL	0- 0	0- 0	0- 0				
12- 3	0- 0	1- 1	CONFERENCE	1- 2	2- 0	8- 0				
6- 1	0- 0	1- 0	HOME	0- 1	1- 0	4- 0				
6- 2	0- 0	0- 1	AWAY	1- 1	1- 0	4- 0				
0- 0	0- 0	0- 0	NEUTRAL	0- 0	0- 0	0- 0				

RPI 1-25				RPI 26-50				RPI 51-100 Team's RPI: 86				RPI 101+			
RPI	S	Opponent	Score	RPI	S	Opponent	Score	RPI	S	Opponent	Score	RPI	S	Opponent	Score
22	A	Missouri	68 71	35	A	South Dakota St.	58 73	55	A	IUPUI	52 66	146	A	Milwaukee	68 76
				35	H	South Dakota St.	83 77	55	H	IUPUI	72 76	148	A	Oral Roberts	76 62
				41	A	Marquette	61 77	63	A	South Dakota	86 78	148	H	Oral Roberts	76 72
								80	H	Northern Ill.	83 79	155	A	Omaha	78 74
												155	H	Omaha	80 63
												202	A	SIUE	76 74
												221	H	Bradley	91 77
												265	A	Southeast Mo. St.	100 87
												292	A	North Dakota St.	87 60
												292	H	North Dakota St.	110 81
												294	H	Eastern Ill.	83 62
												303	A	Denver	80 68
												303	H	Denver	87 62
												308	H	Illinois St.	80 50
												320	A	Fort Wayne	75 53
												320	H	Fort Wayne	77 51
												323	A	UMKC	78 65
												337	A	Chicago St.	54 50
LAST 12 Division I GAMES:															
320	H	Fort Wayne	77 51	63	A	South Dakota	86 78								
35	H	South Dakota St.	83 77	55	H	IUPUI	72 76								
303	A	Denver	80 68	35	A	South Dakota St.	58 73								
292	A	North Dakota St.	87 60	292	H	North Dakota St.	110 81								
155	H	Omaha	80 63	155	A	Omaha	78 74								
148	A	Oral Roberts	76 62	148	H	Oral Roberts	76 72								

Non-Div I Games: Graceland (IA) 118 40 Monmouth (IL) 113 29

Western Ill.

Loss, Non-Conf, S Site, H Home A Away N Neutral

Average RPI Win:	197	WON-LOST	WINNING	LAST 10	STRENGTH OF	OPP. STRENGTH	TEAM	ADJ.	CONF.	ADJ CONF.
Average RPI Loss:	79	RECORD	PCT. RANK	GAMES	SCHEDULE	OF SCHEDULE	RPI	RPI	RPI	RPI
DIV. I ONLY	21- 6	27	7- 0	125	123	50	50	14	14	
DIV. I NON-CONF.	8- 4	97	1- 0	130	109	95	95	16	16	
TOTALS	RPI 1-25	RPI 26-50	W-L RECORDS	RPI 51-100	RPI 101-150	RPI 150+				
21- 6	0- 2	1- 1	OVERALL	2- 1	5- 1	13- 1				
13- 1	0- 0	1- 0	HOME	1- 1	3- 0	8- 0				
7- 3	0- 1	0- 0	AWAY	1- 0	1- 1	5- 1				
1- 2	0- 1	0- 1	NEUTRAL	0- 0	1- 0	0- 0				
8- 4	0- 2	1- 1	NON-CONFERENCE	0- 1	2- 0	5- 0				
5- 1	0- 0	1- 0	HOME	0- 1	1- 0	3- 0				
2- 1	0- 1	0- 0	AWAY	0- 0	0- 0	2- 0				
1- 2	0- 1	0- 1	NEUTRAL	0- 0	1- 0	0- 0				
13- 2	0- 0	0- 0	CONFERENCE	2- 0	3- 1	8- 1				
8- 0	0- 0	0- 0	HOME	1- 0	2- 0	5- 0				
5- 2	0- 0	0- 0	AWAY	1- 0	1- 1	3- 1				
0- 0	0- 0	0- 0	NEUTRAL	0- 0	0- 0	0- 0				

RPI	S	Opponent	Score	RPI	S	Opponent	Score	RPI	S	Opponent	Score	RPI	S	Opponent	Score
13	A	Louisville	61 68	45	H	Indiana	85 74	76	A	Middle Tenn.	82 75	103	N	Kent St.	79 73
19	N	DePaul	69 77	46	N	George Washington	49 68	76	H	Middle Tenn.	66 51	113	A	Charlotte	85 89
								94	H	UT Arlington	68 71	113	H	Charlotte	75 74
												117	A	Old Dominion	67 62
												121	H	Ball St.	68 61
												123	H	Southern Miss.	79 53
												157	H	Louisiana Tech	67 58
												182	A	UAB	62 52
												182	H	UAB	60 48
												189	A	UTSA	77 80
												193	H	Col. of Charleston	89 76
												256	A	Marshall	78 64
												256	H	Marshall	73 57
												269	A	Austin Peay	85 65
												290	H	Lipscomb	87 35
												291	H	FIU	90 38
												300	A	UTEP	71 54
												302	A	Eastern Ky.	90 63
												335	H	Fla. Atlantic	76 55
												349	H	Alabama A&M	96 32
LAST 12 Division I GAMES:															
103	N	Kent St.	79 73	157	H	Louisiana Tech	67 58								
113	H	Charlotte	75 74	189	A	UTSA	77 80								
182	A	UAB	62 52	300	A	UTEP	71 54								
76	A	Middle Tenn.	82 75	256	H	Marshall	73 57								
256	A	Marshall	78 64	76	H	Middle Tenn.	66 51								
123	H	Southern Miss.	79 53	182	H	UAB	60 48								

Non-Div I Games:

Western Ky.

Average RPI Win:	273	WON-LOST	WINNING	LAST 10	STRENGTH OF	OPP. STRENGTH	TEAM	ADJ.	CONF.	ADJ CONF.
Average RPI Loss:	74	RECORD	PCT. RANK	GAMES	SCHEDULE	OF SCHEDULE	RPI	RPI	RPI	RPI
DIV. I ONLY	16- 10	108	3- 7	319	112	184	184	10	10	
DIV. I NON-CONF.	9- 2	37	0- 0	349	146	183	183	12	12	
TOTALS	RPI 1-25	RPI 26-50	W-L RECORDS	RPI 51-100	RPI 101-150	RPI 150+				
16- 10	0- 0	0- 4	OVERALL	0- 3	0- 3	16- 0				
7- 5	0- 0	0- 1	HOME	0- 2	0- 2	7- 0				
8- 5	0- 0	0- 0	AWAY	0- 1	0- 0	8- 0				
1- 0	0- 0	0- 0	NEUTRAL	0- 0	0- 0	1- 0				
9- 2	0- 0	0- 2	NON-CONFERENCE	0- 0	0- 0	9- 0				
4- 1	0- 0	0- 1	HOME	0- 0	0- 0	4- 0				
4- 1	0- 0	0- 1	AWAY	0- 0	0- 0	4- 0				
1- 0	0- 0	0- 0	NEUTRAL	0- 0	0- 0	1- 0				
7- 8	0- 0	0- 2	CONFERENCE	0- 3	0- 3	7- 0				
3- 4	0- 0	0- 0	HOME	0- 2	0- 2	3- 0				
4- 4	0- 0	0- 2	AWAY	0- 1	0- 1	4- 0				
0- 0	0- 0	0- 0	NEUTRAL	0- 0	0- 0	0- 0				

RPI S	Opponent	Score	RPI S	Opponent	Score	RPI S	Opponent	Score	RPI S	Opponent	Score	Team's RPI: 184
36	A Central Mich.	83 94	36	A Central Mich.	83 94	65	H Buffalo	47 62	103	H Kent St.	67 71	
39	H Michigan St.	64 68	39	H Michigan St.	64 68	80	A Northern Ill.	62 67	121	A Ball St.	56 61	
40	A Michigan	40 66	40	A Michigan	40 66	89	H Toledo	66 72	121	H Ball St.	72 83	
49	A Ohio	67 80	49	A Ohio	67 80				163	A Detroit Mercy	75 65	
									221	H Bradley	83 64	
									230	A Miami (OH)	85 60	
									239	A Akron	73 57	
									239	H Akron	73 60	
									270	A Bowling Green	74 53	
									270	H Bowling Green	75 58	
									278	H Davidson	76 63	
									285	A Eastern Mich.	76 67	
									285	H Eastern Mich.	70 60	
									292	A North Dakota St.	68 63	
									302	N Eastern Ky.	74 59	
									315	H Loyola Chicago	65 53	
									320	H Fort Wayne	61 35	
									323	A UMKC	66 54	
									337	A Chicago St.	64 51	
LAST 12 Division I GAMES:												
121	H Ball St.	72 83	65	H Buffalo	47 62							
285	H Eastern Mich.	70 60	49	A Ohio	67 80							
270	A Bowling Green	74 53	239	A Akron	73 57							
36	A Central Mich.	83 94	103	H Kent St.	67 71							
89	H Toledo	66 72	285	A Eastern Mich.	76 67							
80	A Northern Ill.	62 67	270	H Bowling Green	75 58							

Non-Div I Games:

Western Mich.

Average RPI Win:	226	WON-LOST	WINNING	LAST 10	STRENGTH OF	OPP. STRENGTH	TEAM	ADJ.	CONF.	ADJ CONF.
Average RPI Loss:	128	RECORD	PCT. RANK	GAMES	SCHEDULE	OF SCHEDULE	RPI	RPI	RPI	RPI
DIV. I ONLY	12- 13	186	7- 3	181	122	198	198	16	16	
DIV. I NON-CONF.	5- 6	186	0- 0	78	52	171	171	14	14	
TOTALS	RPI 1-25	RPI 26-50	W-L RECORDS	RPI 51-100	RPI 101-150	RPI 150+				
12- 13	1- 2	0- 2	OVERALL	0- 3	1- 0	10- 6				
7- 6	1- 0	0- 2	HOME	0- 1	1- 0	5- 3				
4- 5	0- 1	0- 0	AWAY	0- 1	0- 0	4- 3				
1- 2	0- 1	0- 0	NEUTRAL	0- 1	0- 0	1- 0				
5- 6	1- 2	0- 1	NON-CONFERENCE	0- 2	1- 0	3- 1				
4- 2	1- 0	0- 1	HOME	0- 0	1- 0	2- 1				
0- 2	0- 1	0- 0	AWAY	0- 1	0- 0	0- 0				
1- 2	0- 1	0- 0	NEUTRAL	0- 1	0- 0	1- 0				
7- 7	0- 0	0- 1	CONFERENCE	0- 1	0- 0	7- 5				
3- 4	0- 0	0- 1	HOME	0- 1	0- 0	3- 2				
4- 3	0- 0	0- 0	AWAY	0- 0	0- 0	4- 3				
0- 0	0- 0	0- 0	NEUTRAL	0- 0	0- 0	0- 0				

RPI S	Opponent	Score	RPI S	Opponent	Score	RPI S	Opponent	Score	RPI S	Opponent	Score	Team's RPI: 198
9 N	Stanford	39 87	34 H	Drake	78 83	60 H	UNI	61 63	101 H	Abilene Christian	81 62	
18 H	Creighton	62 54	35 H	South Dakota St.	58 78	82 N	Purdue	49 86	156 N	Northeastern	87 73	
22 A	Missouri	57 64				94 A	UT Arlington	70 74	161 A	Missouri St.	62 73	
									161 H	Missouri St.	60 65	
									185 A	Southern Ill.	54 77	
									185 H	Southern Ill.	58 61	
									205 A	Indiana St.	56 42	
									221 A	Bradley	76 69	
									221 H	Bradley	65 54	
									260 A	Evansville	74 67	
									260 H	Evansville	69 68	
									308 A	Illinois St.	50 54	
									308 H	Illinois St.	67 45	
									315 A	Loyola Chicago	83 64	
									321 H	Arkansas St.	69 51	
									323 H	UMKC	54 56	
									329 H	Incarinate Word	73 63	
LAST 12 Division I GAMES:												
221 A	Bradley	76 69	205 A	Indiana St.	56 42							
308 A	Illinois St.	50 54	308 H	Illinois St.	67 45							
185 H	Southern Ill.	58 61	221 H	Bradley	65 54							
260 H	Evansville	69 68	260 A	Evansville	74 67							
161 H	Missouri St.	60 65	185 A	Southern Ill.	54 77							
315 A	Loyola Chicago	83 64	161 A	Missouri St.	62 73							

Non-Div I Games:

Wichita St.

■ Loss,
■ Non-Conf,
■ S Site,
■ H Home
■ A Away
N Neutral

Average RPI Win:	215	WON-LOST	WINNING	LAST 10	STRENGTH OF	OPP. STRENGTH	TEAM	ADJ.	CONF.	ADJ CONF.
Average RPI Loss:	112	RECORD	PCT. RANK	GAMES	SCHEDULE	OF SCHEDULE	RPI	RPI	RPI	RPI
DIV. I ONLY	16- 10	108	3- 7	227	117	147	147	9	9	
DIV. I NON-CONF.	10- 1	15	0- 0	297	303	94	94	8	8	
TOTALS	RPI 1-25	RPI 26-50	W-L RECORDS	RPI 51-100	RPI 101-150	RPI 150+				
16- 10	0- 0	0- 3	OVERALL	0- 2	2- 1	14- 4				
9- 5	0- 0	0- 2	HOME	0- 1	0- 1	9- 1				
7- 5	0- 0	0- 1	AWAY	0- 1	2- 0	5- 3				
0- 0	0- 0	0- 0	NEUTRAL	0- 0	0- 0	0- 0				
10- 1	0- 0	0- 0	NON-CONFERENCE	0- 1	1- 0	9- 0				
6- 1	0- 0	0- 0	HOME	0- 1	0- 0	6- 0				
4- 0	0- 0	0- 0	AWAY	0- 0	1- 0	3- 0				
0- 0	0- 0	0- 0	NEUTRAL	0- 0	0- 0	0- 0				
6- 9	0- 0	0- 3	CONFERENCE	0- 1	1- 1	5- 4				
3- 4	0- 0	0- 2	HOME	0- 0	0- 1	3- 1				
3- 5	0- 0	0- 1	AWAY	0- 1	1- 0	2- 3				
0- 0	0- 0	0- 0	NEUTRAL	0- 0	0- 0	0- 0				

RPI 1-25				RPI 26-50				RPI 51-100				RPI 101+				Team's RPI: 147	
RPI	S	Opponent	Score	RPI	S	Opponent	Score	RPI	S	Opponent	Score	RPI	S	Opponent	Score		
				26	A	Elon	47 70	56	A	Drexel	48 65	117	A	Old Dominion	69 58		
				26	H	Elon	58 60	70	H	St. John's (NY)	57 73	131	A	Delaware	60 49		
				38	H	James Madison	64 79					131	H	Delaware	54 68		
												154	H	East Carolina	82 72		
												156	A	Northeastern	68 54		
												156	H	Northeastern	60 58		
												179	A	Hofstra	61 64		
												179	H	Hofstra	81 65		
												193	A	Col. of Charleston	60 70		
												193	H	Col. of Charleston	69 71		
												197	A	American	48 34		
												206	A	Towson	60 64		
												206	H	Towson	68 55		
												222	A	UNCW	57 43		
												224	H	Richmond	67 39		
												235	H	Dartmouth	63 50		
												242	H	Saint Francis (PA)	73 60		
												274	A	Norfolk St.	65 52		
												279	H	Mt. St. Mary's	68 46		
												316	A	USC Upstate	49 46		
												348	H	Delaware St.	82 48		
LAST 12 Division I GAMES:																	
				26	A	Elon	47 70	156	A	Northeastern	68 54						
				193	H	Col. of Charleston	69 71	38	H	James Madison	64 79						
				206	H	Towson	68 55	131	H	Delaware	54 68						
				56	A	Drexel	48 65	26	H	Elon	58 60						
				179	H	Hofstra	81 65	206	A	Towson	60 64						
				179	A	Hofstra	61 64	222	A	UNCW	57 43						

Non-Div I Games:

William & Mary

■ Loss,
 ■ Non-Conf,
 ■ S Site,
 ■ H Home
 ■ A Away
 N Neutral

Average RPI Win:	342	WON-LOST	WINNING	LAST 10	STRENGTH OF	OPP. STRENGTH	TEAM	ADJ.	CONF.	ADJ CONF.
Average RPI Loss:	194	RECORD	PCT. RANK	GAMES	SCHEDULE	OF SCHEDULE	RPI	RPI	RPI	RPI
DIV. I ONLY	1- 25	347	1- 9	165	312	336	336	28	28	
DIV. I NON-CONF.	0- 11	335	0- 0	47	172	297	297	28	28	
TOTALS	RPI 1-25	RPI 26-50	W-L RECORDS	RPI 51-100	RPI 101-150	RPI 150+				
1- 25	0- 3	0- 1	OVERALL	0- 2	0- 2	1- 17				
1- 11	0- 0	0- 0	HOME	0- 1	0- 1	1- 9				
0- 11	0- 2	0- 0	AWAY	0- 0	0- 1	0- 8				
0- 3	0- 1	0- 1	NEUTRAL	0- 1	0- 0	0- 0				
0- 11	0- 3	0- 1	NON-CONFERENCE	0- 2	0- 0	0- 5				
0- 5	0- 0	0- 0	HOME	0- 1	0- 0	0- 4				
0- 3	0- 2	0- 0	AWAY	0- 0	0- 0	0- 1				
0- 3	0- 1	0- 1	NEUTRAL	0- 1	0- 0	0- 0				
1- 14	0- 0	0- 0	CONFERENCE	0- 0	0- 2	1- 12				
1- 6	0- 0	0- 0	HOME	0- 0	0- 1	1- 5				
0- 8	0- 0	0- 0	AWAY	0- 0	0- 1	0- 7				
0- 0	0- 0	0- 0	NEUTRAL	0- 0	0- 0	0- 0				

RPI 1-25			RPI 26-50			RPI 51-100			RPI 101+			Team's RPI: 336
RPI	S	Opponent	Score	RPI	S	Opponent	Score	RPI	S	Opponent	Score	
5	A	Baylor	32 140	40	N	Michigan	39 76	74	N	Gonzaga	41 71	134 A Radford 49 74
11	N	Florida St.	35 98					92	H	Mercer	48 71	134 H Radford 50 60
24	A	Ohio St.	48 88									193 H Col. of Charleston 64 95
												195 A Campbell 32 61
												195 H Campbell 35 70
												199 A ETSU 45 62
												218 H Presbyterian 39 78
												234 A Liberty 51 80
												239 H Akron 59 80
												251 A High Point 43 88
												251 H High Point 57 70
												254 A UNC Asheville 55 71
												254 H UNC Asheville 53 68
												266 A Charleston So. 52 71
												267 H Tennessee Tech 50 73
												312 A Gardner-Webb 57 63
												312 H Gardner-Webb 54 89
												342 A Longwood 78 83
												342 H Longwood 78 72
												347 H South Carolina St. 55 63
LAST 12 Division I GAMES:												
254	A	UNC Asheville	55 71	312	H	Gardner-Webb	54 89					
312	A	Gardner-Webb	57 63	234	A	Liberty	51 80					
195	H	Campbell	35 70	342	H	Longwood	78 72					
342	A	Longwood	78 83	218	H	Presbyterian	39 78					
251	H	High Point	57 70	195	A	Campbell	32 61					
134	A	Radford	49 74	266	A	Charleston So.	52 71					

Non-Div I Games: N.C. Wesleyan 89 40

Winthrop

Loss, Non-Conf, S Site, H Home A Away N Neutral

Average RPI Win:	219	WON-LOST	WINNING	LAST 10	STRENGTH OF	OPP. STRENGTH	TEAM	ADJ.	CONF.	ADJ CONF.
Average RPI Loss:	86	RECORD	PCT. RANK	GAMES	SCHEDULE	OF SCHEDULE	RPI	RPI	RPI	RPI
DIV. I ONLY	8- 20	289	3- 7	66	79	211	211	6	6	
DIV. I NON-CONF.	5- 8	218	0- 0	121	192	203	203	6	6	
TOTALS	RPI 1-25	RPI 26-50	W-L RECORDS	RPI 51-100	RPI 101-150	RPI 150+				
8- 20	0- 3	1- 6	OVERALL	0- 4	0- 5	7- 2				
5- 10	0- 1	0- 5	HOME	0- 1	0- 2	5- 1				
2- 9	0- 2	1- 1	AWAY	0- 3	0- 2	1- 1				
1- 1	0- 0	0- 0	NEUTRAL	0- 0	0- 1	1- 0				
5- 8	0- 0	1- 2	NON-CONFERENCE	0- 0	0- 5	4- 1				
2- 5	0- 0	0- 2	HOME	0- 0	0- 2	2- 1				
2- 2	0- 0	1- 0	AWAY	0- 0	0- 2	1- 0				
1- 1	0- 0	0- 0	NEUTRAL	0- 0	0- 1	1- 0				
3- 12	0- 3	0- 4	CONFERENCE	0- 4	0- 0	3- 1				
3- 5	0- 1	0- 3	HOME	0- 1	0- 0	3- 0				
0- 7	0- 2	0- 1	AWAY	0- 3	0- 0	0- 1				
0- 0	0- 0	0- 0	NEUTRAL	0- 0	0- 0	0- 0				

RPI 1-25				RPI 26-50				RPI 51-100				RPI 101+ Team's RPI: 211			
RPI	S	Opponent	Score	RPI	S	Opponent	Score	RPI	S	Opponent	Score	RPI	S	Opponent	Score
21	A	Maryland	40 89	31	A	Green Bay	54 53	71	A	Northwestern	43 63	111	H	North Carolina	59 72
24	A	Ohio St.	61 70	39	H	Michigan St.	57 81	77	A	Penn St.	46 76	113	A	Charlotte	48 63
24	H	Ohio St.	68 96	40	A	Michigan	66 75	78	A	Minnesota	60 88	120	N	Ole Miss	44 69
				40	H	Michigan	56 73	82	H	Purdue	57 79	144	H	Idaho St.	35 42
				41	H	Marquette	75 81					146	A	Milwaukee	63 80
				44	H	Dayton	64 83					190	H	Nebraska	82 56
				45	H	Indiana	54 78					200	H	Illinois	59 55
LAST 12 Division I GAMES:															
200	H	Illinois	59 55	71	A	Northwestern	43 63					214	H	Rutgers	52 68
214	H	Rutgers	53 41	45	H	Indiana	54 78					214	H	Rutgers	53 41
21	A	Maryland	40 89	39	H	Michigan St.	57 81					242	H	Saint Francis (PA)	100 103
40	A	Michigan	66 75	24	A	Ohio St.	61 70					250	H	Butler	60 55
190	H	Nebraska	82 56	77	A	Penn St.	46 76					256	N	Tennessee St.	80 70
24	H	Ohio St.	68 96	82	H	Purdue	57 79					305	H	Mississippi Val.	103 61
												308	A	Illinois St.	64 46

Non-Div I Games:

Wisconsin

■ Loss,
■ Non-Conf,
■ S Site,
■ H Home
■ A Away
N Neutral

Average RPI Win:	275	WON-LOST	WINNING	LAST 10	STRENGTH OF	OPP. STRENGTH	TEAM	ADJ.	CONF.	ADJ CONF.
Average RPI Loss:	167	RECORD	PCT. RANK	GAMES	SCHEDULE	OF SCHEDULE	RPI	RPI	RPI	RPI
DIV. I ONLY	11- 15	214	1- 9	289	278	245	245	17	17	
DIV. I NON-CONF.	8- 5	125	0- 0	311	332	176	176	20	20	
TOTALS	RPI 1-25	RPI 26-50	W-L RECORDS	RPI 51-100	RPI 101-150	RPI 150+				
11- 15	0- 0	0- 1	OVERALL	0- 5	0- 0	11- 9				
5- 5	0- 0	0- 0	HOME	0- 2	0- 0	5- 3				
6- 8	0- 0	0- 1	AWAY	0- 1	0- 0	6- 6				
0- 2	0- 0	0- 0	NEUTRAL	0- 2	0- 0	0- 0				
8- 5	0- 0	0- 1	NON-CONFERENCE	0- 2	0- 0	8- 2				
3- 0	0- 0	0- 0	HOME	0- 0	0- 0	3- 0				
5- 3	0- 0	0- 1	AWAY	0- 0	0- 0	5- 2				
0- 2	0- 0	0- 0	NEUTRAL	0- 2	0- 0	0- 0				
3- 10	0- 0	0- 0	CONFERENCE	0- 3	0- 0	3- 7				
2- 5	0- 0	0- 0	HOME	0- 2	0- 0	2- 3				
1- 5	0- 0	0- 0	AWAY	0- 1	0- 0	1- 4				
0- 0	0- 0	0- 0	NEUTRAL	0- 0	0- 0	0- 0				

RPI S	Opponent	Score	RPI S	Opponent	Score	RPI S	Opponent	Score	RPI S	Opponent	Score	Team's RPI: 245
37	A North Carolina St.	40 80	84	N Florida	51 74	155	A Omaha	64 89				
			87	H Chattanooga	61 71	199	A ETSU	54 52				
			92	A Mercer	39 54	199	H ETSU	69 77				
			92	H Mercer	46 61	203	A UNCG	61 67				
			93	N Jacksonville	60 66	203	H UNCG	54 48				
						222	A UNCW	71 67				
						231	A Samford	54 57				
						231	H Samford	48 55				
						233	A Furman	60 65				
						233	H Furman	49 69				
						254	A UNC Asheville	65 84				
						266	A Charleston So.	59 45				
						273	H Coastal Caro.	67 62				
						275	A Kennesaw St.	78 49				
						288	A Western Caro.	66 69				
						288	H Western Caro.	68 59				
						299	A North Florida	79 60				
						312	H Gardner-Webb	75 66				
						343	A N.C. Central	64 54				
						347	H South Carolina St.	66 65				
LAST 12 Division I GAMES:												
199	A ETSU	54 52	199	H ETSU	69 77							
231	H Samford	48 55	87	H Chattanooga	61 71							
92	H Mercer	46 61	92	A Mercer	39 54							
233	A Furman	60 65	231	A Samford	54 57							
288	A Western Caro.	66 69	233	H Furman	49 69							
203	A UNCG	61 67	203	H UNCG	54 48							

Non-Div I Games: Montreat 71 30 Erskine 116 74

Wofford

Loss, Non-Conf, S Site, H Home A Away N Neutral

Average RPI Win:	258	WON-LOST	WINNING	LAST 10	STRENGTH OF	OPP. STRENGTH	TEAM	ADJ.	CONF.	ADJ CONF.
Average RPI Loss:	112	RECORD	PCT. RANK	GAMES	SCHEDULE	OF SCHEDULE	RPI	RPI	RPI	RPI
DIV. I ONLY	20- 6	33	9- 1	335	175	139	139	19	19	
DIV. I NON-CONF.	6- 4	127	0- 0	345	102	249	249	21	21	
TOTALS	RPI 1-25	RPI 26-50	W-L RECORDS	RPI 51-100	RPI 101-150	RPI 150+				
20- 6	0- 0	0- 1	OVERALL	0- 1	1- 2	19- 2				
10- 1	0- 0	0- 0	HOME	0- 0	0- 1	10- 0				
10- 3	0- 0	0- 1	AWAY	0- 0	1- 0	9- 2				
0- 2	0- 0	0- 0	NEUTRAL	0- 1	0- 1	0- 0				
6- 4	0- 0	0- 0	NON-CONFERENCE	0- 1	0- 2	6- 1				
3- 1	0- 0	0- 0	HOME	0- 0	0- 1	3- 0				
3- 1	0- 0	0- 0	AWAY	0- 0	0- 0	3- 1				
0- 2	0- 0	0- 0	NEUTRAL	0- 1	0- 1	0- 0				
14- 2	0- 0	0- 1	CONFERENCE	0- 0	1- 0	13- 1				
7- 0	0- 0	0- 0	HOME	0- 0	0- 0	7- 0				
7- 2	0- 0	0- 1	AWAY	0- 0	1- 0	6- 1				
0- 0	0- 0	0- 0	NEUTRAL	0- 0	0- 0	0- 0				

RPI 1-25			RPI 26-50			RPI 51-100			RPI 101+ Team's RPI: 139		
RPI	S	Opponent	Score	RPI	S	Opponent	Score	RPI	S	Opponent	Score
				31	A	Green Bay	41 62	61	N	Georgetown	60 67
								103	H	Kent St.	69 79
								115	N	Clemson	51 75
								146	A	Milwaukee	69 51
								158	A	Oakland	73 61
								158	H	Oakland	84 66
								163	A	Detroit Mercy	80 85
								163	H	Detroit Mercy	77 69
								176	A	Cleveland St.	65 60
								176	H	Cleveland St.	84 63
								200	A	Illinois	72 76
								230	H	Miami (OH)	65 57
								267	A	Tennessee Tech	65 54
								294	A	Eastern Ill.	71 61
								295	A	Northern Ky.	70 63
								295	H	Northern Ky.	67 47
								298	A	Valparaiso	65 52
								298	H	Valparaiso	63 48
								302	H	Eastern Ky.	85 73
								311	A	Youngstown St.	68 64
								311	H	Youngstown St.	71 58
								317	A	Ill.-Chicago	73 54
								317	H	Ill.-Chicago	62 51
								320	H	Fort Wayne	62 51
								337	A	Chicago St.	71 65
LAST 12 Division I GAMES:											
163	A	Detroit Mercy	80 85	158	H	Oakland	84 66				
311	A	Youngstown St.	68 64	163	H	Detroit Mercy	77 69				
176	A	Cleveland St.	65 60	298	A	Valparaiso	65 52				
317	H	Ill.-Chicago	62 51	317	A	Ill.-Chicago	73 54				
298	H	Valparaiso	63 48	158	A	Oakland	73 61				
295	H	Northern Ky.	67 47	295	A	Northern Ky.	70 63				

Non-Div I Games: Grace (IN) 87 56 Cincinnati Christia85 61

Wright St.

Loss, Non-Conf, S Site, H Home A Away N Neutral

Wyoming

Through Games Of Feb. 23, 2017

Average RPI Win:	223	WON-LOST	WINNING	LAST 10	STRENGTH OF	OPP. STRENGTH	TEAM	ADJ.	CONF.	ADJ CONF.
Average RPI Loss:	83	RECORD	PCT. RANK	GAMES	SCHEDULE	OF SCHEDULE	RPI	RPI	RPI	RPI
DIV. I ONLY	16- 8	84	5- 5	190	145	114	114	13	13	
DIV. I NON-CONF.	6- 3	97	0- 0	270	147	150	150	15	15	
TOTALS	RPI 1-25	RPI 26-50	W-L RECORDS	RPI 51-100	RPI 101-150	RPI 150+				
16- 8	0- 0	0- 3	OVERALL	3- 3	1- 1	12- 1				
11- 2	0- 0	0- 0	HOME	2- 1	1- 1	8- 0				
5- 6	0- 0	0- 3	AWAY	1- 2	0- 0	4- 1				
0- 0	0- 0	0- 0	NEUTRAL	0- 0	0- 0	0- 0				
6- 3	0- 0	0- 2	NON-CONFERENCE	2- 0	0- 1	4- 0				
4- 1	0- 0	0- 0	HOME	1- 0	0- 1	3- 0				
2- 2	0- 0	0- 2	AWAY	1- 0	0- 0	1- 0				
0- 0	0- 0	0- 0	NEUTRAL	0- 0	0- 0	0- 0				
10- 5	0- 0	0- 1	CONFERENCE	1- 3	1- 0	8- 1				
7- 1	0- 0	0- 0	HOME	1- 1	1- 0	5- 0				
3- 4	0- 0	0- 1	AWAY	0- 2	0- 0	3- 1				
0- 0	0- 0	0- 0	NEUTRAL	0- 0	0- 0	0- 0				

RPI 1-25				RPI 26-50				RPI 51-100				RPI 101+				Team's RPI: 114
RPI	S	Opponent	Score	RPI	S	Opponent	Score	RPI	S	Opponent	Score	RPI	S	Opponent	Score	
				34	A	Drake	50 63	63	H	South Dakota	69 62	129	H	Idaho	71 74	
				39	A	Michigan St.	51 63	72	A	Colorado	82 75	136	H	New Mexico	68 52	
				47	A	Colorado St.	54 61	73	A	Boise St.	54 64	177	A	Fresno St.	47 52	
								73	H	Boise St.	43 53	177	H	Fresno St.	70 48	
								95	A	UNLV	46 51	183	A	Utah St.	71 48	
								95	H	UNLV	79 57	183	H	Utah St.	59 40	
												196	H	San Jose St.	89 60	
												271	H	San Diego St.	80 67	
												283	A	Nevada	72 59	
												287	H	Southern Utah	68 48	
												303	H	Denver	59 49	
												322	A	Air Force	66 54	
												322	H	Air Force	73 41	
												330	A	Montana	67 42	
												345	H	Cal St. Fullerton	61 26	
LAST 12 Division I GAMES:																
				73	H	Boise St.	43 53	73	A	Boise St.	54 64					
				47	A	Colorado St.	54 61	95	A	UNLV	46 51					
				183	H	Utah St.	59 40	136	H	New Mexico	68 52					
				177	A	Fresno St.	47 52	196	H	San Jose St.	89 60					
				322	H	Air Force	73 41	283	A	Nevada	72 59					
				271	H	San Diego St.	80 67	183	A	Utah St.	71 48					

Non-Div I Games: Adams St. 79 40 Chadron St. 74 50

Wyoming

■ Loss,
 ■ Non-Conf, S Site,
 ■ Home
 ■ Away
 N Neutral

Average RPI Win:	229	WON-LOST	WINNING	LAST 10	STRENGTH OF	OPP. STRENGTH	TEAM	ADJ.	CONF.	ADJ CONF.
Average RPI Loss:	74	RECORD	PCT. RANK	GAMES	SCHEDULE	OF SCHEDULE	RPI	RPI	RPI	RPI
DIV. I ONLY	11- 16	229	1- 9	110	84	187	187	7	7	
DIV. I NON-CONF.	8- 3	67	0- 0	210	266	114	114	7	7	
TOTALS	RPI 1-25	RPI 26-50	W-L RECORDS	RPI 51-100	RPI 101-150	RPI 150+				
11- 16	0- 4	1- 2	OVERALL	0- 7	1- 1	9- 2				
7- 6	0- 1	1- 1	HOME	0- 3	0- 0	6- 1				
3- 8	0- 2	0- 1	AWAY	0- 4	1- 0	2- 1				
1- 2	0- 1	0- 0	NEUTRAL	0- 0	0- 1	1- 0				
8- 3	0- 1	1- 0	NON-CONFERENCE	0- 1	1- 1	6- 0				
6- 0	0- 0	1- 0	HOME	0- 0	0- 0	5- 0				
1- 1	0- 0	0- 0	AWAY	0- 1	1- 0	0- 0				
1- 2	0- 1	0- 0	NEUTRAL	0- 0	0- 1	1- 0				
3- 13	0- 3	0- 2	CONFERENCE	0- 6	0- 0	3- 2				
1- 6	0- 1	0- 1	HOME	0- 3	0- 0	1- 1				
2- 7	0- 2	0- 1	AWAY	0- 3	0- 0	2- 1				
0- 0	0- 0	0- 0	NEUTRAL	0- 0	0- 0	0- 0				

RPI 1-25				RPI 26-50				RPI 51-100				RPI 101+ Team's RPI: 187			
RPI	S	Opponent	Score	RPI	S	Opponent	Score	RPI	S	Opponent	Score	RPI	S	Opponent	Score
15	N	Oklahoma	69 81	40	H	Michigan	61 58	58	A	Villanova	71 76	123	N	Southern Miss.	59 73
18	A	Creighton	52 63	41	A	Marquette	61 85	58	H	Villanova	47 72	145	A	Cincinnati	72 61
19	A	DePaul	69 85	41	H	Marquette	71 86	61	A	Georgetown	63 81	175	A	Providence	54 51
19	H	DePaul	43 70					61	H	Georgetown	64 69	209	A	Seton Hall	62 71
								68	A	Wake Forest	45 58	209	H	Seton Hall	72 64
								70	A	St. John's (NY)	55 64	250	A	Butler	53 43
								70	H	St. John's (NY)	48 65	250	H	Butler	62 65
												252	H	Ark.-Pine Bluff	62 41
												256	H	Tennessee St.	63 54
												265	H	Southeast Mo. St.	54 48
												275	N	Kennesaw St.	75 52
												299	H	North Florida	83 46
												348	H	Delaware St.	86 53
LAST 12 Division I GAMES:															
61	A	Georgetown	63 81	209	A	Seton Hall	62 71								
58	A	Villanova	71 76	58	H	Villanova	47 72								
41	H	Marquette	71 86	61	H	Georgetown	64 69								
19	H	DePaul	43 70	19	A	DePaul	69 85								
250	A	Butler	53 43	41	A	Marquette	61 85								
70	A	St. John's (NY)	55 64	250	H	Butler	62 65								

Non-Div I Games:

Xavier

■ Loss,
■ Non-Conf,
■ S Site,
■ H Home
■ A Away
N Neutral

Y
a
l
e

Y
a
l
e

Yale

Page 348

Average RPI Win:	276	WON-LOST	WINNING	LAST 10	STRENGTH OF	OPP. STRENGTH	TEAM	ADJ.	CONF.	ADJ CONF.
Average RPI Loss:	170	RECORD	PCT. RANK	GAMES	SCHEDULE	OF SCHEDULE	RPI	RPI	RPI	RPI
DIV. I ONLY	7- 19	296	2- 8	247	246	311	311	19	19	
DIV. I NON-CONF.	2- 7	284	0- 0	312	233	332	332	21	21	
TOTALS	RPI 1-25	RPI 26-50	W-L RECORDS	RPI 51-100	RPI 101-150	RPI 150+				
7- 19	0- 0	0- 2	OVERALL	0- 0	0- 7	7- 10				
5- 7	0- 0	0- 1	HOME	0- 0	0- 3	5- 3				
1- 12	0- 0	0- 1	AWAY	0- 0	0- 4	1- 7				
1- 0	0- 0	0- 0	NEUTRAL	0- 0	0- 0	1- 0				
2- 7	0- 0	0- 0	NON-CONFERENCE	0- 0	0- 3	2- 4				
1- 3	0- 0	0- 0	HOME	0- 0	0- 1	1- 2				
0- 4	0- 0	0- 0	AWAY	0- 0	0- 2	0- 2				
1- 0	0- 0	0- 0	NEUTRAL	0- 0	0- 0	1- 0				
5- 12	0- 0	0- 2	CONFERENCE	0- 0	0- 4	5- 6				
4- 4	0- 0	0- 1	HOME	0- 0	0- 2	4- 1				
1- 8	0- 0	0- 1	AWAY	0- 0	0- 2	1- 5				
0- 0	0- 0	0- 0	NEUTRAL	0- 0	0- 0	0- 0				

RPI 1-25				RPI 26-50				RPI 51-100				RPI 101+ Team's RPI: 311			
RPI	S	Opponent	Score	RPI	S	Opponent	Score	RPI	S	Opponent	Score	RPI	S	Opponent	Score
				31	A	Green Bay	41 75					103	A	Kent St.	60 75
				31	H	Green Bay	51 84					119	H	Cornell	75 80
												139	A	Wright St.	58 71
												139	H	Wright St.	64 68
												143	A	Pittsburgh	50 63
												146	A	Milwaukee	82 86
												146	H	Milwaukee	74 78
												158	A	Oakland	54 80
												158	H	Oakland	58 80
												163	A	Detroit Mercy	63 80
												176	A	Cleveland St.	68 71
												176	H	Cleveland St.	92 67
												197	H	American	64 77
												239	H	Akron	74 76
												242	H	Saint Francis (PA)	69 68
												258	A	Hawaii	50 72
												289	N	Sacramento St.	102 94
												295	A	Northern Ky.	81 87
												295	H	Northern Ky.	77 73
												296	A	Northern Ariz.	49 70
												298	A	Valparaiso	60 77
												298	H	Valparaiso	76 70
												317	A	Ill.-Chicago	65 59
												317	H	Ill.-Chicago	70 54
LAST 12 Division I GAMES:															
				158	H	Oakland	58 80					298	A	Valparaiso	60 77
				139	H	Wright St.	64 68					146	H	Milwaukee	74 78
				295	H	Northern Ky.	77 73					31	H	Green Bay	51 84
				31	A	Green Bay	41 75					158	A	Oakland	54 80
				146	A	Milwaukee	82 86					163	A	Detroit Mercy	63 80
				317	A	Ill.-Chicago	65 59					176	H	Cleveland St.	92 67

Non-Div I Games: Point Park 84 71 Tiffin 84 62

Youngstown St.

Loss, Non-Conf, S Site, H Home A Away N Neutral