

Non-Conference Through Games of Feb. 11, 2019				Through Games of Feb. 11, 2019					
Average RPI Win: 272	WON-LOST	WINNING	LAST 10	STRENGTH OF	OPP. STRENGTH	TEAM	ADJ.	CONF.	ADJ CONF.
Average RPI Loss: 212	RECORD	PCT. RANK	GAMES	SCHEDULE	OF SCHEDULE	RPI	RPI	RPI	RPI
DIV. I ONLY	12- 13	190	6- 4	333	318	264	264	27	27
DIV. I NON-CONF.	3- 7	250	0- 0	303	284	310	310	27	27
-----									
TOTALS	RPI 1-25		RPI 26-50	W-L RECORDS	RPI 51-100	RPI 101-150		RPI 150+	
12- 13	0- 0		0- 0	OVERALL	0- 0	0- 3		12- 10	
5- 6	0- 0		0- 0	HOME	0- 0	0- 1		5- 5	
6- 7	0- 0		0- 0	AWAY	0- 0	0- 2		6- 5	
1- 0	0- 0		0- 0	NEUTRAL	0- 0	0- 0		1- 0	
3- 7	0- 0		0- 0	NON-CONFERENCE	0- 0	0- 1		3- 6	
1- 4	0- 0		0- 0	HOME	0- 0	0- 0		1- 4	
1- 3	0- 0		0- 0	AWAY	0- 0	0- 1		1- 2	
1- 0	0- 0		0- 0	NEUTRAL	0- 0	0- 0		1- 0	
9- 6	0- 0		0- 0	CONFERENCE	0- 0	0- 2		9- 4	
4- 2	0- 0		0- 0	HOME	0- 0	0- 1		4- 1	
5- 4	0- 0		0- 0	AWAY	0- 0	0- 1		5- 3	
0- 0	0- 0		0- 0	NEUTRAL	0- 0	0- 0		0- 0	

[illegible]

Non-Div I Games:      Huston-Tillotson    99    33

A&amp;M-Corpus Christi

Loss, Non-Conf, S Site, H Home A Away N Neutral

Average RPI Win: <b>281</b>	WON-LOST	WINNING	LAST 10	STRENGTH OF	OPP. STRENGTH	TEAM	ADJ.	CONF.	ADJ CONF.
Average RPI Loss: <b>182</b>	RECORD	PCT. RANK	GAMES	SCHEDULE	OF SCHEDULE	RPI	RPI	RPI	RPI
DIV. I ONLY	11- 10	160	6- 3	329	296	245	245	27	27
DIV. I NON-CONF.	4- 3	136	0- 0	290	240	152	152	27	27
TOTALS	RPI 1-25	RPI 26-50	W-L RECORDS	RPI 51-100	RPI 101-150	RPI 150+			
11- 10	0- 0	0- 0	OVERALL	0- 1	1- 2	10- 7			
5- 5	0- 0	0- 0	HOME	0- 0	1- 1	4- 4			
5- 5	0- 0	0- 0	AWAY	0- 1	0- 1	5- 3			
1- 0	0- 0	0- 0	NEUTRAL	0- 0	0- 0	1- 0			
4- 3	0- 0	0- 0	NON-CONFERENCE	0- 1	1- 1	3- 1			
2- 0	0- 0	0- 0	HOME	0- 0	1- 0	1- 0			
1- 3	0- 0	0- 0	AWAY	0- 1	0- 1	1- 1			
1- 0	0- 0	0- 0	NEUTRAL	0- 0	0- 0	1- 0			
7- 7	0- 0	0- 0	CONFERENCE	0- 0	0- 1	7- 6			
3- 5	0- 0	0- 0	HOME	0- 0	0- 1	3- 4			
4- 2	0- 0	0- 0	AWAY	0- 0	0- 0	4- 2			
0- 0	0- 0	0- 0	NEUTRAL	0- 0	0- 0	0- 0			

RPI 1-25			RPI 26-50			RPI 51-100			RPI 101+			Team's RPI: 245
RPI	S	Opponent	Score	RPI	S	Opponent	Score	RPI	S	Opponent	Score	
						76 A Kansas St.	53 68			113 A Texas Tech	44 61	
										129 H Stephen F. Austin	69 71	
										137 H Eastern Wash.	79 72	
										172 A Lamar	72 76	
										172 H Lamar	58 73	
										174 A UTSA	57 70	
										212 A Northwestern St.	56 61	
										219 A McNeese St.	75 59	
										220 H Nicholls St.	39 63	
										229 N George Mason	88 86	
										262 H Central Ark.	60 66	
										264 H A&M-Corpus Christi	76 41	
										287 A Houston Baptist	53 50	
										293 A Sam Houston St.	63 48	
										293 H Sam Houston St.	58 63	
										319 A Southeastern La.	83 65	
										319 H Southeastern La.	75 74	
										339 A UMKC	80 55	
										341 H Incarnate Word	78 54	
										343 H Air Force	80 44	
LAST 12 Division I GAMES:												
						319 A Southeastern La.	83 65			287 A Houston Baptist	53 50	
						264 H A&M-Corpus Christi	76 41			341 H Incarnate Word	78 54	
						293 A Sam Houston St.	63 48			293 H Sam Houston St.	58 63	
						319 H Southeastern La.	75 74			129 H Stephen F. Austin	69 71	
						172 H Lamar	58 73			219 A McNeese St.	75 59	
						172 A Lamar	72 76			220 H Nicholls St.	39 63	

Non-Div I Games: Howard Payne 102 60 Angelo St. 70 55 Wayland Baptist 91 64 Southwestern Christ100 52  
Abilene Christian

Loss, Non-Conf, S Site, H Home A Away N Neutral

## Air Force

Through Games Of Feb. 22, 2015

Average RPI Win:	273	WON-LOST	WINNING	LAST 10	STRENGTH OF	OPP. STRENGTH	TEAM	ADJ.	CONF.	ADJ CONF.
Average RPI Loss:	198	RECORD	PCT. RANK	GAMES	SCHEDULE	OF SCHEDULE	RPI	RPI	RPI	RPI
DIV. I ONLY	2- 24	345	1- 9	245	290	343	343	22	22	
DIV. I NON-CONF.	1- 10	329	0- 0	257	344	344	344	19	19	
TOTALS	RPI 1-25	RPI 26-50	W-L RECORDS	RPI 51-100	RPI 101-150	RPI 150+				
2- 24	0- 0	0- 0	OVERALL	0- 3	0- 5	2- 16				
2- 10	0- 0	0- 0	HOME	0- 1	0- 2	2- 7				
0- 14	0- 0	0- 0	AWAY	0- 2	0- 3	0- 9				
0- 0	0- 0	0- 0	NEUTRAL	0- 0	0- 0	0- 0				
1- 10	0- 0	0- 0	NON-CONFERENCE	0- 1	0- 1	1- 8				
1- 3	0- 0	0- 0	HOME	0- 0	0- 0	1- 3				
0- 7	0- 0	0- 0	AWAY	0- 1	0- 1	0- 5				
0- 0	0- 0	0- 0	NEUTRAL	0- 0	0- 0	0- 0				
1- 14	0- 0	0- 0	CONFERENCE	0- 2	0- 4	1- 8				
1- 7	0- 0	0- 0	HOME	0- 1	0- 2	1- 4				
0- 7	0- 0	0- 0	AWAY	0- 1	0- 2	0- 4				
0- 0	0- 0	0- 0	NEUTRAL	0- 0	0- 0	0- 0				

RPI S	Opponent	Score	RPI S	Opponent	Score	RPI S	Opponent	Score	RPI S	Opponent	Score	Team's RPI: 343
						74	A Colorado St.	42 62	123	A Bakersfield	56 96	
						74	H Colorado St.	49 85	141	A New Mexico	46 69	
						86	A Army	35 79	141	H New Mexico	47 70	
									144	A Boise St.	54 81	
									144	H Boise St.	69 88	
									177	A SIUE	51 86	
									182	A Northern Colo.	35 76	
									213	A Wyoming	51 74	
									217	A UNLV	61 82	
									217	H UNLV	79 91	
									222	A San Diego St.	47 70	
									222	H San Diego St.	65 74	
									227	H Santa Clara	64 85	
									240	H Southern Utah	57 73	
									245	A Abilene Christian	44 80	
									249	H Weber St.	53 71	
									254	A San Jose St.	64 91	
									254	H San Jose St.	83 80	
									266	H Utah St.	53 69	
									280	H Nevada	53 76	
									292	H Omaha	65 57	
									299	A Denver	66 107	
									326	A Utah Valley	44 58	
LAST 12 Division I GAMES:												
74	H Colorado St.	49 85	254	H San Jose St.	83 80							
217	A UNLV	61 82	144	A Boise St.	54 81							
144	H Boise St.	69 88	222	A San Diego St.	47 70							
213	A Wyoming	51 74	266	H Utah St.	53 69							
141	A New Mexico	46 69	141	H New Mexico	47 70							
217	H UNLV	79 91	74	A Colorado St.	42 62							

Non-Div I Games:

Air Force

■ Loss, 
 ■ Non-Conf, S Site, 
 ■ Home 
 ■ Away 
 N Neutral

Average RPI Win: 200		WON-LOST	WINNING	LAST 10	STRENGTH OF	OPP. STRENGTH	TEAM	ADJ.	CONF.	ADJ CONF.
Average RPI Loss: 107		RECORD	PCT. RANK	GAMES	SCHEDULE	OF SCHEDULE	RPI	RPI	RPI	RPI
DIV. I ONLY		18- 6	39	6- 4	162	188	75	75	16	16
DIV. I NON-CONF.		9- 1	21	0- 0	282	204	59	59	17	17
TOTALS	RPI 1-25		RPI 26-50		W-L RECORDS		RPI 51-100		RPI 101-150	RPI 150+
18- 6	0- 0		0- 0		OVERALL		1- 4		4- 1	13- 1
11- 2	0- 0		0- 0		HOME		1- 1		2- 1	8- 0
5- 4	0- 0		0- 0		AWAY		0- 3		2- 0	3- 1
2- 0	0- 0		0- 0		NEUTRAL		0- 0		0- 0	2- 0
9- 1	0- 0		0- 0		NON-CONFERENCE		0- 1		1- 0	8- 0
5- 0	0- 0		0- 0		HOME		0- 0		1- 0	4- 0
2- 1	0- 0		0- 0		AWAY		0- 1		0- 0	2- 0
2- 0	0- 0		0- 0		NEUTRAL		0- 0		0- 0	2- 0
9- 5	0- 0		0- 0		CONFERENCE		1- 3		3- 1	5- 1
6- 2	0- 0		0- 0		HOME		1- 1		1- 1	4- 0
3- 3	0- 0		0- 0		AWAY		0- 2		2- 0	1- 1
0- 0	0- 0		0- 0		NEUTRAL		0- 0		0- 0	0- 0

[illegible]

Non-Div I Games:	Ohio Christian	97	62
------------------	----------------	----	----

Akron

■ Loss, ■ Non-Conf, S Site, H Home A Away N Neutral

## Alabama

Through Games Of Feb. 22, 2015

Average RPI Win:	222	WON-LOST	WINNING	LAST 10	STRENGTH OF	OPP. STRENGTH	TEAM	ADJ.	CONF.	ADJ CONF.
Average RPI Loss:	55	RECORD	PCT. RANK	GAMES	SCHEDULE	OF SCHEDULE	RPI	RPI	RPI	RPI
DIV. I ONLY	13- 16	210	2- 8	48	68	154	154	2	2	
DIV. I NON-CONF.	11- 4	69	0- 0	283	255	177	177	5	5	
TOTALS	RPI 1-25	RPI 26-50	W-L RECORDS	RPI 51-100	RPI 101-150	RPI 150+				
13- 16	0- 6	1- 5	OVERALL	1- 2	2- 1	9- 2				
10- 8	0- 3	1- 3	HOME	0- 0	2- 0	7- 2				
1- 7	0- 3	0- 1	AWAY	1- 2	0- 1	0- 0				
2- 1	0- 0	0- 1	NEUTRAL	0- 0	0- 0	2- 0				
11- 4	0- 1	1- 1	NON-CONFERENCE	1- 0	1- 0	8- 2				
8- 3	0- 1	1- 0	HOME	0- 0	1- 0	6- 2				
1- 0	0- 0	0- 0	AWAY	1- 0	0- 0	0- 0				
2- 1	0- 0	0- 1	NEUTRAL	0- 0	0- 0	2- 0				
2- 12	0- 5	0- 4	CONFERENCE	0- 2	1- 1	1- 0				
2- 5	0- 2	0- 3	HOME	0- 0	1- 0	1- 0				
0- 7	0- 3	0- 1	AWAY	0- 2	0- 1	0- 0				
0- 0	0- 0	0- 0	NEUTRAL	0- 0	0- 0	0- 0				

RPI	S	Opponent	Score	RPI	S	Opponent	Score	RPI	S	Opponent	Score	RPI	S	Opponent	Score	Team's RPI: 154
1	A	Tennessee	56 77	31	N	Quinnipiac	66 73	67	A	LSU	39 51	102	A	Ole Miss	63 77	
4	A	South Carolina	54 85	32	A	Mississippi St.	50 66	72	A	Georgia	47 64	109	H	Missouri	67 64	
4	H	South Carolina	59 102	32	H	Mississippi St.	55 57	95	A	Kansas	85 80	134	H	UT Martin	68 55	
11	H	Kentucky	66 78	34	H	Nebraska	53 51					151	N	Temple	58 51	
14	H	Duke	40 90	40	H	Arkansas	42 53					164	H	Auburn	51 50	
19	A	Texas A&M	49 70	49	H	Vanderbilt	52 55					187	H	Mercer	39 46	
LAST 12 Division I GAMES:																
32	H	Mississippi St.	55 57	4	A	South Carolina	54 85					211	H	Jacksonville St.	62 64	
1	A	Tennessee	56 77	49	H	Vanderbilt	52 55					215	H	USC Upstate	74 65	
19	A	Texas A&M	49 70	164	H	Auburn	51 50					284	N	Georgetown	72 58	
109	H	Missouri	67 64	32	A	Mississippi St.	50 66					333	H	New Orleans	87 58	
67	A	LSU	39 51	102	A	Ole Miss	63 77					334	H	Florida A&M	60 44	
40	H	Arkansas	42 53	4	H	South Carolina	59 102					340	H	Ark.-Pine Bluff	71 27	
												342	H	Alabama A&M	75 44	
												349	H	Mississippi Val.	71 40	

Non-Div I Games:

Alabama

  Loss, 
  Non-Conf, 
  S Site, 
  H Home 
  A Away 
N Neutral

Average RPI Win:	296	WON-LOST	WINNING	LAST 10	STRENGTH OF	OPP. STRENGTH	TEAM	ADJ.	CONF.	ADJ CONF.
Average RPI Loss:	226	RECORD	PCT. RANK	GAMES	SCHEDULE	OF SCHEDULE	RPI	RPI	RPI	RPI
DIV. I ONLY	6- 18	295	3- 7	334	346	342	342	33	33	
DIV. I NON-CONF.	1- 10	329	0- 0	176	292	328	328	31	31	
TOTALS	RPI 1-25	RPI 26-50	W-L RECORDS	RPI 51-100	RPI 101-150	RPI 150+				
6- 18	0- 0	0- 1	OVERALL	0- 0	1- 3	5- 14				
5- 6	0- 0	0- 0	HOME	0- 0	1- 2	4- 4				
1- 12	0- 0	0- 1	AWAY	0- 0	0- 1	1- 10				
0- 0	0- 0	0- 0	NEUTRAL	0- 0	0- 0	0- 0				
1- 10	0- 0	0- 1	NON-CONFERENCE	0- 0	1- 3	0- 6				
1- 3	0- 0	0- 0	HOME	0- 0	1- 2	0- 1				
0- 7	0- 0	0- 1	AWAY	0- 0	0- 1	0- 5				
0- 0	0- 0	0- 0	NEUTRAL	0- 0	0- 0	0- 0				
5- 8	0- 0	0- 0	CONFERENCE	0- 0	0- 0	5- 8				
4- 3	0- 0	0- 0	HOME	0- 0	0- 0	4- 3				
1- 5	0- 0	0- 0	AWAY	0- 0	0- 0	1- 5				
0- 0	0- 0	0- 0	NEUTRAL	0- 0	0- 0	0- 0				

RPI 1-25			RPI 26-50			RPI 51-100			RPI 101+ Team's RPI: 342		
RPI	S	Opponent	Score	RPI	S	Opponent	Score	RPI	S	Opponent	Score
				30	A	Western Ky.	44 96				
								102	A	Ole Miss	47 71
								115	H	East Tenn. St.	64 88
								125	H	Louisiana Tech	68 70
								139	H	Kennesaw St.	73 66
								154	A	Alabama	44 75
								193	A	Samford	50 61
								194	A	Texas Southern	54 67
								231	A	Prairie View	64 81
								250	A	Southern U.	53 84
								250	H	Southern U.	55 77
								268	H	Eastern Ky.	56 62
								279	A	South Carolina St.	62 69
								285	H	Jackson St.	71 75
								290	A	Alabama St.	52 64
								290	H	Alabama St.	59 50
								303	A	Southeast Mo. St.	38 66
								306	H	Grambling	59 56
								325	H	Alcorn	55 58
								329	A	Murray St.	81 102
								340	A	Ark.-Pine Bluff	69 70
								340	H	Ark.-Pine Bluff	72 48
								349	A	Mississippi Val.	63 58
								349	H	Mississippi Val.	71 51
LAST 12 Division I GAMES:											
250	A	Southern U.	53 84	325	H	Alcorn	55 58				
290	A	Alabama St.	52 64	250	H	Southern U.	55 77				
340	H	Ark.-Pine Bluff	72 48	290	H	Alabama St.	59 50				
349	H	Mississippi Val.	71 51	340	A	Ark.-Pine Bluff	69 70				
194	A	Texas Southern	54 67	349	A	Mississippi Val.	63 58				
231	A	Prairie View	64 81	306	H	Grambling	59 56				

Non-Div I Games:

Alabama A&amp;M

■ Loss, 
 ■ Non-Conf, 
 ■ S Site, 
 ■ Home 
 ■ A Away 
 N Neutral

Average RPI Win:	324	WON-LOST	WINNING	LAST 10	STRENGTH OF	OPP. STRENGTH	TEAM	ADJ.	CONF.	ADJ CONF.
Average RPI Loss:	211	RECORD	PCT. RANK	GAMES	SCHEDULE	OF SCHEDULE	RPI	RPI	RPI	RPI
DIV. I ONLY	9- 11	209	6- 4	346	347	290	290	33	33	
DIV. I NON-CONF.	1- 6	316	0- 0	202	261	270	270	31	31	
TOTALS	RPI 1-25	RPI 26-50	W-L RECORDS	RPI 51-100	RPI 101-150	RPI 150+				
9- 11	0- 0	0- 1	OVERALL	0- 1	0- 1	9- 8				
5- 2	0- 0	0- 0	HOME	0- 0	0- 0	5- 2				
4- 9	0- 0	0- 1	AWAY	0- 1	0- 1	4- 6				
0- 0	0- 0	0- 0	NEUTRAL	0- 0	0- 0	0- 0				
1- 6	0- 0	0- 1	NON-CONFERENCE	0- 1	0- 1	1- 3				
0- 0	0- 0	0- 0	HOME	0- 0	0- 0	0- 0				
1- 6	0- 0	0- 1	AWAY	0- 1	0- 1	1- 3				
0- 0	0- 0	0- 0	NEUTRAL	0- 0	0- 0	0- 0				
8- 5	0- 0	0- 0	CONFERENCE	0- 0	0- 0	8- 5				
5- 2	0- 0	0- 0	HOME	0- 0	0- 0	5- 2				
3- 3	0- 0	0- 0	AWAY	0- 0	0- 0	3- 3				
0- 0	0- 0	0- 0	NEUTRAL	0- 0	0- 0	0- 0				

RPI	S	Opponent	Score	RPI	S	Opponent	Score	RPI	S	Opponent	Score	RPI	S	Opponent	Score	Team's RPI: 290
30	A	Western Ky.	54	93	90	A	Georgia Tech	53	77	118	A	Troy	50	70		
										180	A	Savannah St.	62	71		
										193	A	Samford	43	56		
										194	A	Texas Southern	51	67		
										231	A	Prairie View	73	65		
										250	H	Southern U.	49	53		
										285	H	Jackson St.	85	90		
										306	H	Grambling	53	30		
										314	A	South Ala.	61	64		
										325	A	Alcorn	72	77		
										325	H	Alcorn	54	45		
										334	A	Florida A&M	64	49		
										340	A	Ark.-Pine Bluff	64	53		
										340	H	Ark.-Pine Bluff	62	54		
										342	A	Alabama A&M	50	59		
										342	H	Alabama A&M	64	52		
										349	A	Mississippi Val.	62	45		
										349	H	Mississippi Val.	61	57		
LAST 12 Division I GAMES:																
325	A	Alcorn	72	77	250	H	Southern U.	49	53							
342	H	Alabama A&M	64	52	325	H	Alcorn	54	45							
349	H	Mississippi Val.	61	57	342	A	Alabama A&M	50	59							
340	H	Ark.-Pine Bluff	62	54	349	A	Mississippi Val.	62	45							
231	A	Prairie View	73	65	340	A	Ark.-Pine Bluff	64	53							
194	A	Texas Southern	51	67	285	H	Jackson St.	85	90							

Non-Div I Games: Mobile 66 30 Bluefield St. 82 73 Stillman 75 66

Alabama St.

## Albany (NY)

Through Games Of Feb. 22, 2015

Average RPI Win:	233	WON-LOST	WINNING	LAST 10	STRENGTH OF	OPP. STRENGTH	TEAM	ADJ.	CONF.	ADJ CONF.
Average RPI Loss:	105	RECORD	PCT. RANK	GAMES	SCHEDULE	OF SCHEDULE	RPI	RPI	RPI	RPI
DIV. I ONLY	19- 8	59	8- 2	188	197	83	83	23	23	
DIV. I NON-CONF.	7- 6	154	0- 0	177	112	111	111	24	24	
TOTALS	RPI 1-25	RPI 26-50	W-L RECORDS	RPI 51-100	RPI 101-150	RPI 150+				
19- 8	0- 1	0- 2	OVERALL	1- 2	0- 1	18- 2				
7- 3	0- 0	0- 0	HOME	0- 2	0- 0	7- 1				
12- 5	0- 1	0- 2	AWAY	1- 0	0- 1	11- 1				
0- 0	0- 0	0- 0	NEUTRAL	0- 0	0- 0	0- 0				
7- 6	0- 1	0- 2	NON-CONFERENCE	0- 1	0- 1	7- 1				
1- 2	0- 0	0- 0	HOME	0- 1	0- 0	1- 1				
6- 4	0- 1	0- 2	AWAY	0- 0	0- 1	6- 0				
0- 0	0- 0	0- 0	NEUTRAL	0- 0	0- 0	0- 0				
12- 2	0- 0	0- 0	CONFERENCE	1- 1	0- 0	11- 1				
6- 1	0- 0	0- 0	HOME	0- 1	0- 0	6- 0				
6- 1	0- 0	0- 0	AWAY	1- 0	0- 0	5- 1				
0- 0	0- 0	0- 0	NEUTRAL	0- 0	0- 0	0- 0				

RPI 1-25				RPI 26-50				RPI 51-100 Team's RPI: 83				RPI 101+			
RPI	S	Opponent	Score	RPI	S	Opponent	Score	RPI	S	Opponent	Score	RPI	S	Opponent	Score
12	A	North Carolina	56 71	30	A	Western Ky.	54 63	84	A	Maine	49 43	117	A	Marist	58 61
				31	A	Quinnipiac	62 66	84	H	Maine	44 52	169	A	Stony Brook	64 68
								91	H	Hofstra	55 65	169	H	Stony Brook	69 59
												173	H	Hartford	82 58
												175	A	Siena	76 57
												201	A	Penn St.	54 53
												203	A	Pepperdine	62 36
												218	A	New Hampshire	74 48
												218	H	New Hampshire	76 65
												221	A	Cal St. Fullerton	71 49
												225	A	UMass Lowell	78 50
												225	H	UMass Lowell	93 57
												256	A	Canisius	64 59
												272	A	UMBC	72 62
												272	H	UMBC	84 68
												281	A	Colgate	67 48
												295	H	St. Francis Brooklyn	90 47
												302	A	Vermont	89 48
												306	H	Northeastern	67 70
												320	A	Binghamton	82 49
												320	H	Binghamton	75 53
LAST 12 Division I GAMES:															
169	A	Stony Brook	64 68	302	A	Vermont	89 48								
272	H	UMBC	84 68	173	H	Hartford	82 58								
320	H	Binghamton	75 53	272	A	UMBC	72 62								
225	H	UMass Lowell	93 57	169	H	Stony Brook	69 59								
218	A	New Hampshire	74 48	320	A	Binghamton	82 49								
84	H	Maine	44 52	225	A	UMass Lowell	78 50								

Non-Div I Games:

Albany (NY)

■ Loss, 
 ■ Non-Conf, S Site, 
 ■ Home 
 ■ Away 
 N Neutral



Average RPI Win:	304	WON-LOST	WINNING	LAST 10	STRENGTH OF	OPP. STRENGTH	TEAM	ADJ.	CONF.	ADJ CONF.
Average RPI Loss:	227	RECORD	PCT. RANK	GAMES	SCHEDULE	OF SCHEDULE	RPI	RPI	RPI	RPI
DIV. I ONLY	9- 14	240	6- 4	348	334	325	325	33	33	
DIV. I NON-CONF.	1- 8	322	0- 0	287	173	339	339	31	31	
TOTALS	RPI 1-25	RPI 26-50	W-L RECORDS	RPI 51-100	RPI 101-150	RPI 150+				
9- 14	0- 0	0- 1	OVERALL	0- 1	0- 1	9- 11				
5- 6	0- 0	0- 0	HOME	0- 0	0- 1	5- 5				
4- 8	0- 0	0- 0	AWAY	0- 1	0- 0	4- 0				
0- 0	0- 0	0- 0	NEUTRAL	0- 0	0- 0	0- 0				
1- 8	0- 0	0- 1	NON-CONFERENCE	0- 1	0- 1	1- 5				
1- 2	0- 0	0- 0	HOME	0- 0	0- 1	1- 1				
0- 6	0- 0	0- 1	AWAY	0- 1	0- 0	0- 4				
0- 0	0- 0	0- 0	NEUTRAL	0- 0	0- 0	0- 0				
8- 6	0- 0	0- 0	CONFERENCE	0- 0	0- 0	8- 6				
4- 4	0- 0	0- 0	HOME	0- 0	0- 0	4- 4				
4- 2	0- 0	0- 0	AWAY	0- 0	0- 0	4- 2				
0- 0	0- 0	0- 0	NEUTRAL	0- 0	0- 0	0- 0				

RPI S	Opponent	Score	RPI S	Opponent	Score	RPI S	Opponent	Score	RPI S	Opponent	Score	Team's RPI: 325
34	A Nebraska	49 83	94	A Michigan St.	41 77	150	H La.-Lafayette	57 64	194	H Texas Southern	66 75	
						207	H La.-Monroe	62 53	208	A UAB	43 57	
						231	H Prairie View	68 46	246	A UTEP	53 63	
						250	H Southern U.	51 59	261	A Rice	33 61	
						262	H Central Ark.	36 62	285	A Jackson St.	76 69	
						285	H Jackson St.	41 65	290	A Alabama St.	45 54	
						290	H Alabama St.	77 72	292	A Omaha	39 59	
						306	A Grambling	57 64	306	H Grambling	57 82	
						340	A Ark.-Pine Bluff	51 49	340	H Ark.-Pine Bluff	45 39	
						342	A Alabama A&M	58 55	349	A Mississippi Val.	50 40	
						349	H Mississippi Val.	52 47				
LAST 12 Division I GAMES:												
290	H Alabama St.	77 72	342	A Alabama A&M	58 55							
340	A Ark.-Pine Bluff	51 49	290	A Alabama St.	45 54							
349	A Mississippi Val.	50 40	340	H Ark.-Pine Bluff	45 39							
306	H Grambling	57 82	349	H Mississippi Val.	52 47							
285	H Jackson St.	41 65	306	A Grambling	57 64							
250	H Southern U.	51 59	285	A Jackson St.	76 69							

Non-Div I Games:

Alcorn

■ Loss, 
 ■ Non-Conf, 
 ■ S Site, 
 ■ H Home 
 ■ A Away 
 N Neutral

Average RPI Win:	217	WON-LOST	WINNING	LAST 10	STRENGTH OF	OPP. STRENGTH	TEAM	ADJ.	CONF.	ADJ CONF.
Average RPI Loss:	92	RECORD	PCT. RANK	GAMES	SCHEDULE	OF SCHEDULE	RPI	RPI	RPI	RPI
DIV. I ONLY	19- 8	59	8- 2	115	186	73	73	18	18	
DIV. I NON-CONF.	5- 6	177	0- 0	31	116	93	93	20	20	
TOTALS	RPI 1-25	RPI 26-50	W-L RECORDS	RPI 51-100	RPI 101-150	RPI 150+				
19- 8	0- 4	1- 0	OVERALL	1- 1	2- 0	15- 3				
8- 4	0- 3	0- 0	HOME	1- 0	1- 0	6- 1				
9- 4	0- 1	0- 0	AWAY	0- 1	1- 0	8- 2				
2- 0	0- 0	1- 0	NEUTRAL	0- 0	0- 0	1- 0				
5- 6	0- 4	1- 0	NON-CONFERENCE	0- 0	0- 0	4- 2				
1- 3	0- 3	0- 0	HOME	0- 0	0- 0	1- 0				
2- 3	0- 1	0- 0	AWAY	0- 0	0- 0	2- 2				
2- 0	0- 0	1- 0	NEUTRAL	0- 0	0- 0	1- 0				
14- 2	0- 0	0- 0	CONFERENCE	1- 1	2- 0	11- 1				
7- 1	0- 0	0- 0	HOME	1- 0	1- 0	5- 1				
7- 1	0- 0	0- 0	AWAY	0- 1	1- 0	6- 0				
0- 0	0- 0	0- 0	NEUTRAL	0- 0	0- 0	0- 0				

RPI 1-25				RPI 26-50				RPI 51-100				Team's RPI: 73		RPI 101+			
RPI	S	Opponent	Score	RPI	S	Opponent	Score	RPI	S	Opponent	Score		RPI	S	Opponent	Score	
6	A	Maryland	50 94	42	N	Gonzaga	59 56	86	A	Army	60 68		110	A	Lehigh	75 73	
17	H	George Washington	52 63					86	H	Army	45 42		110	H	Lehigh	74 64	
18	H	Princeton	56 63										156	A	Bucknell	60 55	
23	H	James Madison	65 69										167	N	Oregon	72 64	
													181	A	Holy Cross	74 63	
													181	H	Holy Cross	61 67	
													195	A	Lafayette	74 58	
													195	H	Lafayette	63 44	
													197	A	Massachusetts	61 71	
													205	A	Wake Forest	64 77	
													209	H	Navy	59 49	
													272	H	UMBC	77 51	
													278	A	Loyola Maryland	55 44	
													278	H	Loyola Maryland	62 50	
													281	A	Colgate	66 58	
													281	H	Colgate	75 46	
													316	A	Boston U.	58 50	
													316	H	Boston U.	75 45	
													323	A	Manhattan	60 52	
													328	A	UMES	64 52	
LAST 12 Division I GAMES:																	
				86	H	Army	45 42	181	H	Holy Cross	61 67						
				316	A	Boston U.	58 50	209	H	Navy	59 49						
				195	A	Lafayette	74 58	86	A	Army	60 68						
				110	H	Lehigh	74 64	316	H	Boston U.	75 45						
				281	H	Colgate	75 46	195	H	Lafayette	63 44						
				278	A	Loyola Maryland	55 44	110	A	Lehigh	75 73						

Non-Div I Games:

American

■ Loss, 
 ■ Non-Conf, S Site, 
 ■ Home 
 ■ Away 
 N Neutral

Average RPI Win: <b>219</b>	WON-LOST	WINNING	LAST 10	STRENGTH OF	OPP. STRENGTH	TEAM	ADJ.	CONF.	ADJ CONF.
Average RPI Loss: <b>117</b>	RECORD	PCT. RANK	GAMES	SCHEDULE	OF SCHEDULE	RPI	RPI	RPI	RPI
DIV. I ONLY	<b>10- 14</b>	<b>222</b>	<b>3- 7</b>	<b>73</b>	<b>179</b>	<b>157</b>	<b>157</b>	<b>14</b>	<b>14</b>
DIV. I NON-CONF.	<b>4- 4</b>	<b>158</b>	<b>0- 0</b>	<b>26</b>	<b>200</b>	<b>83</b>	<b>83</b>	<b>14</b>	<b>14</b>
TOTALS	RPI 1-25	RPI 26-50	W-L RECORDS	RPI 51-100	RPI 101-150	RPI 150+			
10- 14	0- 2	0- 2	OVERALL	1- 1	2- 5	7- 4			
6- 4	0- 0	0- 1	HOME	1- 0	1- 1	4- 2			
4- 10	0- 2	0- 1	AWAY	0- 1	1- 4	3- 2			
0- 0	0- 0	0- 0	NEUTRAL	0- 0	0- 0	0- 0			
4- 4	0- 2	0- 0	NON-CONFERENCE	0- 0	1- 1	3- 1			
3- 1	0- 0	0- 0	HOME	0- 0	0- 0	3- 1			
1- 3	0- 2	0- 0	AWAY	0- 0	1- 1	0- 0			
0- 0	0- 0	0- 0	NEUTRAL	0- 0	0- 0	0- 0			
6- 10	0- 0	0- 2	CONFERENCE	1- 1	1- 4	4- 3			
3- 3	0- 0	0- 1	HOME	1- 0	1- 1	1- 1			
3- 7	0- 0	0- 1	AWAY	0- 1	0- 3	3- 2			
0- 0	0- 0	0- 0	NEUTRAL	0- 0	0- 0	0- 0			

RPI 1-25				RPI 26-50				RPI 51-100				RPI 101+ Team's RPI: 157			
RPI	S	Opponent	Score	RPI	S	Opponent	Score	RPI	S	Opponent	Score	RPI	S	Opponent	Score
11	A	Kentucky	74 <b>111</b>	38	A	UALR	48 <b>69</b>	53	A	Arkansas St.	75 <b>89</b>	115	A	East Tenn. St.	76 70
12	A	North Carolina	52 <b>84</b>	38	H	UALR	49 <b>63</b>	53	H	Arkansas St.	70 69	118	A	Troy	87 <b>91</b>
												118	H	Troy	87 <b>108</b>
												131	A	Texas St.	58 <b>67</b>
												146	A	Furman	79 <b>84</b>
												150	A	La.-Lafayette	66 <b>70</b>
												150	H	La.-Lafayette	63 51
												165	A	Texas-Arlington	45 <b>55</b>
												188	H	Radford	67 <b>68</b>
												202	H	N.C. A&T	72 70
												207	A	La.-Monroe	55 54
												233	A	Georgia St.	70 <b>80</b>
												233	H	Georgia St.	71 <b>76</b>
												243	H	UNCW	82 72
												283	H	Gardner-Webb	77 69
												305	A	Ga. Southern	77 74
												314	A	South Ala.	67 63
												314	H	South Ala.	70 59
LAST 12 Division I GAMES:															
233	A	Georgia St.	70 <b>80</b>	305	A	Ga. Southern	77 74								
165	A	Texas-Arlington	45 <b>55</b>	131	A	Texas St.	58 <b>67</b>								
207	A	La.-Monroe	55 54	314	H	South Ala.	70 59								
38	H	UALR	49 <b>63</b>	118	A	Troy	87 <b>91</b>								
118	H	Troy	87 <b>108</b>	233	H	Georgia St.	71 <b>76</b>								
150	A	La.-Lafayette	66 <b>70</b>	53	H	Arkansas St.	70 69								

Non-Div I Games: Catawba 81 64

Appalachian St.

■ Loss, 
 ■ Non-Conf, S Site, 
 ■ Home 
 ■ Away 
 N Neutral

Average RPI Win:	218	WON-LOST	WINNING	LAST 10	STRENGTH OF	OPP. STRENGTH	TEAM	ADJ.	CONF.	ADJ CONF.
Average RPI Loss:	77	RECORD	PCT. RANK	GAMES	SCHEDULE	OF SCHEDULE	RPI	RPI	RPI	RPI
DIV. I ONLY	9- 18	266	0- 7	46	69	186	186	5	5	
DIV. I NON-CONF.	7- 4	107	0- 1	228	334	158	158	4	4	
TOTALS	RPI 1-25	RPI 26-50	W-L RECORDS	RPI 51-100	RPI 101-150	RPI 150+				
9- 18	1- 5	0- 3	OVERALL	0- 3	1- 5	7- 2				
7- 6	1- 2	0- 2	HOME	0- 1	1- 1	5- 0				
2- 11	0- 0	0- 0	AWAY	0- 1	0- 0	2- 0				
0- 1	0- 0	0- 0	NEUTRAL	0- 0	0- 1	0- 0				
7- 4	0- 0	0- 0	NON-CONFERENCE	0- 0	1- 4	6- 0				
5- 1	0- 0	0- 0	HOME	0- 0	1- 1	4- 0				
2- 2	0- 0	0- 0	AWAY	0- 0	0- 2	2- 0				
0- 1	0- 0	0- 0	NEUTRAL	0- 0	0- 1	0- 0				
2- 14	1- 5	0- 3	CONFERENCE	0- 3	0- 1	1- 2				
2- 5	1- 2	0- 2	HOME	0- 1	0- 0	1- 0				
0- 9	0- 3	0- 1	AWAY	0- 2	0- 1	0- 2				
0- 0	0- 0	0- 0	NEUTRAL	0- 0	0- 0	0- 0				

RPI	S	Opponent	Score	RPI	S	Opponent	Score	RPI	S	Opponent	Score	RPI	S	Opponent	Score	Team's RPI: 186
9	A	Oregon St.	48 73	28	A	California	56 68	63	H	Washington St.	70 81	113	A	Texas Tech	54 57	
9	H	Oregon St.	55 73	28	H	California	46 65	82	A	Southern California	51 77	114	N	Toledo	54 69	
10	A	Arizona St.	54 71	29	H	Washington	69 79	93	A	UCLA	41 75	123	H	Bakersfield	72 76	
10	H	Arizona St.	41 88									126	A	Colorado	69 81	
22	A	Stanford	47 77									129	A	Stephen F. Austin	60 72	
22	H	Stanford	60 57									134	H	UT Martin	61 56	
												167	A	Oregon	61 75	
												167	H	Oregon	81 78	
												205	A	Wake Forest	72 69	
												208	H	UAB	49 44	
												235	A	Utah	48 62	
												250	H	Southern U.	56 45	
												306	H	Grambling	65 51	
												332	H	UC Santa Barbara	61 34	
												337	A	FIU	65 58	
LAST 12 Division I GAMES:																
28	A	California	56 68	167	A	Oregon	61 75									
114	N	Toledo	54 69	22	H	Stanford	60 57									
9	A	Oregon St.	48 73	28	H	California	46 65									
9	H	Oregon St.	55 73	126	A	Colorado	69 81									
93	A	UCLA	41 75	235	A	Utah	48 62									
82	A	Southern California	51 77	167	H	Oregon	81 78									

Non-Div I Games:

Arizona

■ Loss, 
 ■ Non-Conf, 
 ■ S Site, 
 ■ H Home 
 ■ A Away 
 N Neutral

Average RPI Win:	112	WON-LOST	WINNING	LAST 10	STRENGTH OF	OPP. STRENGTH	TEAM	ADJ.	CONF.	ADJ CONF.
Average RPI Loss:	18	RECORD	PCT. RANK	GAMES	SCHEDULE	OF SCHEDULE	RPI	RPI	RPI	RPI
DIV. I ONLY	24- 4	17	6- 2	27	21	10	10	5	5	
DIV. I NON-CONF.	11- 1	11	2- 0	54	28	10	10	4	4	
TOTALS	RPI 1-25	RPI 26-50	W-L RECORDS	RPI 51-100	RPI 101-150	RPI 150+				
24- 4	2- 2	5- 2	OVERALL	5- 0	5- 0	7- 0				
12- 2	1- 1	3- 1	HOME	1- 0	4- 0	3- 0				
10- 1	1- 1	1- 0	AWAY	3- 0	1- 0	4- 0				
2- 1	0- 0	1- 1	NEUTRAL	1- 0	0- 0	0- 0				
11- 1	0- 0	3- 1	NON-CONFERENCE	2- 0	4- 0	2- 0				
7- 0	0- 0	2- 0	HOME	0- 0	4- 0	1- 0				
2- 0	0- 0	0- 0	AWAY	1- 0	0- 0	1- 0				
2- 1	0- 0	1- 1	NEUTRAL	1- 0	0- 0	0- 0				
13- 3	2- 2	2- 1	CONFERENCE	3- 0	1- 0	5- 0				
5- 2	1- 1	1- 1	HOME	1- 0	0- 0	2- 0				
8- 1	1- 1	1- 0	AWAY	2- 0	1- 0	3- 0				
0- 0	0- 0	0- 0	NEUTRAL	0- 0	0- 0	0- 0				

RPI	S	Opponent	Score	RPI	S	Opponent	Score	RPI	S	Opponent	Score	RPI	S	Opponent	Score
9	A	Oregon St.	64 70	27	N	Green Bay	57 63	56	A	Miami (FL)	65 61	101	H	UC Davis	72 51
9	H	Oregon St.	57 68	28	A	California	67 52	63	H	Washington St.	78 64	110	H	Lehigh	81 61
22	A	Stanford	60 57	28	H	California	49 50	81	N	Villanova	51 46	116	H	Yale	69 51
22	H	Stanford	53 52	29	H	Washington	62 48	82	A	Southern California	76 73	123	H	Bakersfield	83 54
				35	H	Northwestern	88 75	93	A	UCLA	68 56	126	A	Colorado	68 60
				49	N	Vanderbilt	72 67					167	A	Oregon	72 52
				50	H	Middle Tenn.	81 67					167	H	Oregon	70 58
LAST 12 Division I GAMES:															
				35	H	Northwestern	88 75	28	H	California	49 50				
				49	N	Vanderbilt	72 67	22	H	Stanford	53 52				
				82	A	Southern California	76 73	235	A	Utah	58 48				
				93	A	UCLA	68 56	126	A	Colorado	68 60				
				167	A	Oregon	72 52	9	H	Oregon St.	57 68				
				9	A	Oregon St.	64 70	167	H	Oregon	70 58				

Non-Div I Games:

Arizona St.

■ Loss, 
 ■ Non-Conf, 
 ■ S Site, 
 ■ H Home 
 ■ A Away 
 N Neutral

Average RPI Win:	325	WON-LOST	WINNING	LAST 10	STRENGTH OF	OPP. STRENGTH	TEAM	ADJ.	CONF.	ADJ CONF.
Average RPI Loss:	211	RECORD	PCT. RANK	GAMES	SCHEDULE	OF SCHEDULE	RPI	RPI	RPI	RPI
DIV. I ONLY	3- 19	334	1- 9	272	349	340	340	33	33	
DIV. I NON-CONF.	0- 8	339	0- 0	53	131	289	289	31	31	
TOTALS	RPI 1-25	RPI 26-50	W-L RECORDS	RPI 51-100	RPI 101-150	RPI 150+				
3- 19	0- 0	0- 2	OVERALL	0- 2	0- 0	3- 15				
2- 5	0- 0	0- 0	HOME	0- 0	0- 0	2- 5				
1- 14	0- 0	0- 0	AWAY	0- 0	0- 0	1- 1				
0- 0	0- 0	0- 0	NEUTRAL	0- 0	0- 0	0- 0				
0- 8	0- 0	0- 2	NON-CONFERENCE	0- 2	0- 0	0- 4				
0- 0	0- 0	0- 0	HOME	0- 0	0- 0	0- 0				
0- 8	0- 0	0- 2	AWAY	0- 2	0- 0	0- 4				
0- 0	0- 0	0- 0	NEUTRAL	0- 0	0- 0	0- 0				
3- 11	0- 0	0- 0	CONFERENCE	0- 0	0- 0	3- 11				
2- 5	0- 0	0- 0	HOME	0- 0	0- 0	2- 5				
1- 6	0- 0	0- 0	AWAY	0- 0	0- 0	1- 6				
0- 0	0- 0	0- 0	NEUTRAL	0- 0	0- 0	0- 0				

RPI S	Opponent	Score	RPI S	Opponent	Score	RPI S	Opponent	Score	RPI S	Opponent	Score	Team's RPI: 340
32	A Mississippi St.	26 83	52	A Iowa St.	56 82	154	A Alabama	27 71				
48	A Oklahoma St.	45 90	54	A Wichita St.	26 55	192	A Xavier	52 89				
						194	A Texas Southern	58 73				
						194	H Texas Southern	45 74				
						208	A UAB	56 65				
						231	H Prairie View	66 83				
						250	A Southern U.	42 69				
						250	H Southern U.	47 72				
						277	A Cincinnati	57 73				
						285	A Jackson St.	57 49				
						290	A Alabama St.	54 62				
						290	H Alabama St.	53 64				
						306	A Grambling	56 75				
						325	A Alcorn	39 45				
						325	H Alcorn	49 51				
						342	A Alabama A&M	48 72				
						342	H Alabama A&M	70 69				
						349	H Mississippi Val.	65 47				
LAST 12 Division I GAMES:												
194	A Texas Southern	58 73	306	A Grambling	56 75							
325	H Alcorn	49 51	231	H Prairie View	66 83							
250	H Southern U.	47 72	194	H Texas Southern	45 74							
342	A Alabama A&M	48 72	325	A Alcorn	39 45							
290	A Alabama St.	54 62	250	A Southern U.	42 69							
285	A Jackson St.	57 49	342	H Alabama A&M	70 69							

Non-Div I Games: Lane 83 54 Philander Smith 76 62 Talladega 66 70

Ark.-Pine Bluff

## Arkansas

Through Games Of Feb. 22, 2015

Average RPI Win:	133	WON-LOST	WINNING	LAST 10	STRENGTH OF	OPP. STRENGTH	TEAM	ADJ.	CONF.	ADJ CONF.
Average RPI Loss:	48	RECORD	PCT. RANK	GAMES	SCHEDULE	OF SCHEDULE	RPI	RPI	RPI	RPI
DIV. I ONLY	16- 10	97	6- 4	15	47	40	40	2	2	
DIV. I NON-CONF.	10- 2	31	0- 0	28	102	26	26	5	5	
TOTALS	RPI 1-25	RPI 26-50	W-L RECORDS	RPI 51-100	RPI 101-150	RPI 150+				
16- 10	2- 4	1- 3	OVERALL	3- 1	2- 2	8- 0				
9- 5	1- 3	0- 1	HOME	2- 1	1- 0	5- 0				
5- 5	0- 1	1- 2	AWAY	0- 0	1- 2	3- 0				
2- 0	1- 0	0- 0	NEUTRAL	1- 0	0- 0	0- 0				
10- 2	2- 0	1- 1	NON-CONFERENCE	1- 1	1- 0	5- 0				
5- 2	1- 0	0- 1	HOME	0- 1	0- 0	4- 0				
3- 0	0- 0	1- 0	AWAY	0- 0	1- 0	1- 0				
2- 0	1- 0	0- 0	NEUTRAL	1- 0	0- 0	0- 0				
6- 8	0- 4	0- 2	CONFERENCE	2- 0	1- 2	3- 0				
4- 3	0- 3	0- 0	HOME	2- 0	1- 0	1- 0				
2- 5	0- 1	0- 2	AWAY	0- 0	0- 2	2- 0				
0- 0	0- 0	0- 0	NEUTRAL	0- 0	0- 0	0- 0				

RPI 1-25				RPI 26-50				Team's RPI: 40				RPI 51-100				RPI 101+			
RPI	S	Opponent	Score	RPI	S	Opponent	Score	RPI	S	Opponent	Score	RPI	S	Opponent	Score	RPI	S	Opponent	Score
1	H	Tennessee	51 60	32	A	Mississippi St.	57 72	61	H	South Dakota St.	75 80	102	A	Ole Miss	57 71				
4	H	South Carolina	56 73	41	H	Rutgers	52 64	67	H	LSU	63 41	109	H	Missouri	73 55				
8	N	Iowa	77 67	49	A	Vanderbilt	53 55	72	H	Georgia	54 48	136	A	Tulsa	64 53				
19	A	Texas A&M	55 59	50	A	Middle Tenn.	58 51	96	N	Richmond	74 55	148	A	Florida	58 72				
19	H	Texas A&M	50 52									154	A	Alabama	53 42				
20	H	Oklahoma	71 64									164	A	Auburn	54 36				
												164	H	Auburn	52 47				
												171	A	Missouri St.	59 50				
												180	H	Savannah St.	75 46				
												212	H	Northwestern St.	78 30				
												220	H	Nicholls St.	63 52				
												306	H	Grambling	77 35				
LAST 12 Division I GAMES:																			
67	H	LSU	63 41	164	H	Auburn	52 47												
4	H	South Carolina	56 73	148	A	Florida	58 72												
164	A	Auburn	54 36	49	A	Vanderbilt	53 55												
19	A	Texas A&M	55 59	109	H	Missouri	73 55												
72	H	Georgia	54 48	1	H	Tennessee	51 60												
154	A	Alabama	53 42	32	A	Mississippi St.	57 72												

Non-Div I Games:

Arkansas

■ Loss, 
 ■ Non-Conf, 
 ■ S Site, 
 ■ H Home 
 ■ A Away 
 N Neutral

Average RPI Win:	<b>194</b>	WON-LOST	WINNING	LAST 10	STRENGTH OF	OPP. STRENGTH	TEAM	ADJ.	CONF.	ADJ CONF.
Average RPI Loss:	<b>81</b>	RECORD	PCT. RANK	GAMES	SCHEDULE	OF SCHEDULE	RPI	RPI	RPI	RPI
DIV. I ONLY	<b>17- 8</b>	<b>75</b>	<b>4- 2</b>	<b>105</b>	<b>103</b>	<b>53</b>	<b>53</b>	<b>14</b>	<b>14</b>	
DIV. I NON-CONF.	<b>4- 5</b>	<b>188</b>	<b>0- 1</b>	<b>37</b>	<b>36</b>	<b>81</b>	<b>81</b>	<b>14</b>	<b>14</b>	
TOTALS	RPI 1-25	RPI 26-50	W-L RECORDS	RPI 51-100	RPI 101-150	RPI 150+				
17- 8	0- 1	2- 3	OVERALL	0- 1	3- 2	12- 1				
9- 1	0- 1	2- 0	HOME	0- 0	2- 0	5- 0				
8- 7	0- 0	0- 3	AWAY	0- 1	1- 2	7- 1				
0- 0	0- 0	0- 0	NEUTRAL	0- 0	0- 0	0- 0				
4- 5	0- 1	1- 2	NON-CONFERENCE	0- 1	0- 1	3- 0				
2- 1	0- 1	1- 0	HOME	0- 0	0- 0	1- 0				
2- 4	0- 0	0- 2	AWAY	0- 1	0- 1	2- 0				
0- 0	0- 0	0- 0	NEUTRAL	0- 0	0- 0	0- 0				
13- 3	0- 0	1- 1	CONFERENCE	0- 0	3- 1	9- 1				
7- 0	0- 0	1- 0	HOME	0- 0	2- 0	4- 0				
6- 3	0- 0	0- 1	AWAY	0- 0	1- 1	5- 1				
0- 0	0- 0	0- 0	NEUTRAL	0- 0	0- 0	0- 0				

RPI 1-25				RPI 26-50				RPI 51-100 Team's RPI: 53				RPI 101+			
RPI	S	Opponent	Score	RPI	S	Opponent	Score	RPI	S	Opponent	Score	RPI	S	Opponent	Score
16	H	FGCU	68 <b>74</b>	26	H	Chattanooga	57 52	95	A	Kansas	48 <b>62</b>	118	A	Troy	82 76
				32	A	Mississippi St.	83 <b>93</b>					118	H	Troy	91 72
				36	A	Ohio St.	52 <b>67</b>					126	A	Colorado	69 <b>80</b>
				38	A	UALR	61 <b>63</b>					131	H	Texas St.	68 48
				38	H	UALR	70 69					150	A	La.-Lafayette	57 <b>69</b>
LAST 12 Division I GAMES:															
				126	A	Colorado	69 <b>80</b>	38	H	UALR	70 69	157	A	Appalachian St.	69 <b>70</b>
				207	H	La.-Monroe	69 61	118	A	Troy	82 76	157	H	Appalachian St.	89 75
				38	A	UALR	61 <b>63</b>	150	A	La.-Lafayette	57 <b>69</b>	165	A	Texas-Arlington	80 77
				305	A	Ga. Southern	81 73	233	H	Georgia St.	76 65	171	A	Missouri St.	78 62
				118	H	Troy	91 72	131	H	Texas St.	68 48	207	A	La.-Monroe	77 57
				233	A	Georgia St.	61 47	157	A	Appalachian St.	69 <b>70</b>	207	H	La.-Monroe	69 61
												233	A	Georgia St.	61 47
												233	H	Georgia St.	76 65
												285	H	Jackson St.	92 60
												288	A	Kent St.	59 44
												305	A	Ga. Southern	81 73
												305	H	Ga. Southern	86 63
												314	A	South Ala.	62 50

Non-Div I Games: Christian Bros. 79 39

Arkansas St.



Average RPI Win: <b>227</b>	WON-LOST	WINNING	LAST 10	STRENGTH OF	OPP. STRENGTH	TEAM	ADJ.	CONF.	ADJ CONF.
Average RPI Loss: <b>156</b>	RECORD	PCT. RANK	GAMES	SCHEDULE	OF SCHEDULE	RPI	RPI	RPI	RPI
DIV. I ONLY	19- 6	36	9- 1	268	240	86	86	18	18
DIV. I NON-CONF.	7- 2	47	0- 0	339	295	137	137	20	20
TOTALS	RPI 1-25	RPI 26-50	W-L RECORDS	RPI 51-100	RPI 101-150	RPI 150+			
19- 6	0- 0	0- 1	OVERALL	1- 1	1- 1	17- 3			
9- 1	0- 0	0- 0	HOME	1- 0	1- 0	7- 1			
10- 5	0- 0	0- 1	AWAY	0- 1	0- 1	10- 2			
0- 0	0- 0	0- 0	NEUTRAL	0- 0	0- 0	0- 0			
7- 2	0- 0	0- 1	NON-CONFERENCE	0- 0	0- 0	7- 1			
3- 0	0- 0	0- 0	HOME	0- 0	0- 0	3- 0			
4- 2	0- 0	0- 1	AWAY	0- 0	0- 0	4- 1			
0- 0	0- 0	0- 0	NEUTRAL	0- 0	0- 0	0- 0			
12- 4	0- 0	0- 0	CONFERENCE	1- 1	1- 1	10- 2			
6- 1	0- 0	0- 0	HOME	1- 0	1- 0	4- 1			
6- 3	0- 0	0- 0	AWAY	0- 1	0- 1	6- 1			
0- 0	0- 0	0- 0	NEUTRAL	0- 0	0- 0	0- 0			

RPI S	Opponent	Score	RPI S	Opponent	Score	RPI S	Opponent	Score	RPI S	Opponent	Score
31	A Quinnipiac	64 79	73	A American	42 45	73	H American	68 60	110	A Lehigh	51 63
									110	H Lehigh	66 62
									152	A Central Conn. St.	74 60
									156	A Bucknell	50 46
									156	H Bucknell	67 45
									169	H Stony Brook	68 59
									181	A Holy Cross	53 51
									181	H Holy Cross	67 53
									195	A Lafayette	60 71
									203	A Pepperdine	56 44
									209	A Navy	58 46
									209	H Navy	50 53
									278	A Loyola Maryland	62 53
									278	H Loyola Maryland	55 44
									281	A Colgate	64 62
									281	H Colgate	48 47
									295	H St. Francis Brooklyn	61 55
									316	A Boston U.	65 40
									317	A Fairleigh Dickinson	48 56
									323	A Manhattan	81 49
									332	A UC Santa Barbara	61 39
									343	H Air Force	79 35
LAST 12 Division I GAMES:											
73	A American	42 45	278	A Loyola Maryland	62 53						
281	H Colgate	48 47	316	A Boston U.	65 40						
156	A Bucknell	50 46	73	H American	68 60						
181	A Holy Cross	53 51	281	A Colgate	64 62						
209	A Navy	58 46	156	H Bucknell	67 45						
110	H Lehigh	66 62	181	H Holy Cross	67 53						

Non-Div I Games: St. Thomas Aquinas 70 45

Army

■ Loss, 
 ■ Non-Conf, 
 ■ S Site, 
 ■ Home 
 ■ A Away 
 N Neutral

Average RPI Win:	204	WON-LOST	WINNING	LAST 10	STRENGTH OF	OPP. STRENGTH	TEAM	ADJ.	CONF.	ADJ CONF.
Average RPI Loss:	76	RECORD	PCT. RANK	GAMES	SCHEDULE	OF SCHEDULE	RPI	RPI	RPI	RPI
DIV. I ONLY	10- 17	250	1- 9	44	62	164	164	2	2	
DIV. I NON-CONF.	9- 4	84	0- 0	212	221	102	102	5	5	
TOTALS	RPI 1-25	RPI 26-50	W-L RECORDS	RPI 51-100	RPI 101-150	RPI 150+				
10- 17	1- 4	0- 3	OVERALL	1- 4	1- 4	7- 2				
7- 7	1- 1	0- 2	HOME	0- 2	1- 2	5- 0				
2- 9	0- 3	0- 1	AWAY	1- 1	0- 2	1- 2				
1- 1	0- 0	0- 0	NEUTRAL	0- 1	0- 0	1- 0				
9- 4	1- 0	0- 0	NON-CONFERENCE	0- 2	1- 1	7- 1				
7- 0	1- 0	0- 0	HOME	0- 0	1- 0	5- 0				
1- 3	0- 0	0- 0	AWAY	0- 1	0- 1	1- 1				
1- 1	0- 0	0- 0	NEUTRAL	0- 1	0- 0	1- 0				
1- 13	0- 4	0- 3	CONFERENCE	1- 2	0- 3	0- 1				
0- 7	0- 1	0- 2	HOME	0- 2	0- 2	0- 0				
1- 6	0- 3	0- 1	AWAY	1- 0	0- 1	0- 1				
0- 0	0- 0	0- 0	NEUTRAL	0- 0	0- 0	0- 0				

RPI 1-25				RPI 26-50				RPI 51-100				RPI 101+ Team's RPI: 164			
RPI	S	Opponent	Score	RPI	S	Opponent	Score	RPI	S	Opponent	Score	RPI	S	Opponent	Score
1	H	Tennessee	42 54	32	H	Mississippi St.	48 59	67	H	LSU	49 60	102	H	Ole Miss	46 51
4	A	South Carolina	58 77	40	A	Arkansas	47 52	72	A	Georgia	44 26	106	A	Virginia	51 66
11	A	Kentucky	57 78	40	H	Arkansas	36 54	72	H	Georgia	52 57	109	A	Missouri	49 59
16	H	FGCU	72 69					87	A	St. John's (NY)	49 56	118	H	Troy	71 54
19	A	Texas A&M	45 78					98	N	Hampton	42 44	148	H	Florida	50 63
												154	A	Alabama	50 51
												180	H	Savannah St.	62 56
												193	H	Samford	64 41
												204	A	Winthrop	54 56
												239	N	SMU	56 43
												258	H	Marquette	79 53
												306	H	Grambling	92 42
												319	H	Southeastern La.	72 44
												337	A	FIU	81 44
LAST 12 Division I GAMES:															
72	A	Georgia	44 26	40	A	Arkansas	47 52								
102	H	Ole Miss	46 51	32	H	Mississippi St.	48 59								
40	H	Arkansas	36 54	154	A	Alabama	50 51								
109	A	Missouri	49 59	1	H	Tennessee	42 54								
67	H	LSU	49 60	72	H	Georgia	52 57								
19	A	Texas A&M	45 78	11	A	Kentucky	57 78								

Non-Div I Games:

Auburn

■ Loss, 
■ Non-Conf, S Site, 
■ Home 
■ Away 
N Neutral

Average RPI Win: <b>246</b>	WON-LOST	WINNING	LAST 10	STRENGTH OF	OPP. STRENGTH	TEAM	ADJ.	CONF.	ADJ CONF.
Average RPI Loss: <b>177</b>	RECORD	PCT. RANK	GAMES	SCHEDULE	OF SCHEDULE	RPI	RPI	RPI	RPI
DIV. I ONLY	8- 19	280	3- 7	158	309	265	265	26	26
DIV. I NON-CONF.	2- 10	311	0- 0	38	256	239	239	26	26
TOTALS	RPI 1-25	RPI 26-50	W-L RECORDS	RPI 51-100	RPI 101-150	RPI 150+			
8- 19	0- 0	0- 2	OVERALL	0- 2	0- 4	8- 11			
4- 8	0- 0	0- 1	HOME	0- 1	0- 2	4- 4			
3- 10	0- 0	0- 1	AWAY	0- 1	0- 2	3- 6			
1- 1	0- 0	0- 0	NEUTRAL	0- 0	0- 0	1- 1			
2- 10	0- 0	0- 2	NON-CONFERENCE	0- 2	0- 2	2- 4			
1- 3	0- 0	0- 1	HOME	0- 1	0- 1	1- 0			
0- 6	0- 0	0- 1	AWAY	0- 1	0- 1	0- 3			
1- 1	0- 0	0- 0	NEUTRAL	0- 0	0- 0	1- 1			
6- 9	0- 0	0- 0	CONFERENCE	0- 0	0- 2	6- 7			
3- 5	0- 0	0- 0	HOME	0- 0	0- 1	3- 4			
3- 4	0- 0	0- 0	AWAY	0- 0	0- 1	3- 3			
0- 0	0- 0	0- 0	NEUTRAL	0- 0	0- 0	0- 0			

RPI S	Opponent	Score	RPI S	Opponent	Score	RPI S	Opponent	Score	RPI S	Opponent	Score	Team's RPI: 265
26	A Chattanooga	65 <b>76</b>	92	H Wright St.	73 <b>85</b>	105	A Montana	62 <b>83</b>				
30	H Western Ky.	68 <b>91</b>	97	A Southern Miss.	71 <b>80</b>	130	H Southern Ill.	65 <b>75</b>				
						134	A UT Martin	63 <b>91</b>				
						134	H UT Martin	61 <b>71</b>				
						155	N Saint Louis	86 81				
						158	A Memphis	60 <b>65</b>				
						166	H Belmont	72 59				
						168	N Oral Roberts	60 <b>73</b>				
						177	A SIUE	67 <b>87</b>				
						177	H SIUE	62 <b>77</b>				
						200	H Tennessee St.	78 <b>81</b>				
						211	A Jacksonville St.	57 54				
						230	H Morehead St.	72 <b>82</b>				
						244	A Evansville	68 <b>72</b>				
						262	A Central Ark.	54 <b>63</b>				
						268	A Eastern Ky.	81 71				
						276	H Grand Canyon	84 77				
						296	A Eastern Ill.	66 63				
						296	H Eastern Ill.	83 72				
						303	H Southeast Mo. St.	70 62				
						329	A Murray St.	67 <b>72</b>				
						329	H Murray St.	84 <b>98</b>				
						335	A Tennessee Tech	71 <b>75</b>				
LAST 12 Division I GAMES:												
329	A Murray St.	67 <b>72</b>	303	H Southeast Mo. St.	70 62							
177	H SIUE	62 <b>77</b>	177	A SIUE	67 <b>87</b>							
134	A UT Martin	63 <b>91</b>	296	A Eastern Ill.	66 63							
296	H Eastern Ill.	83 72	230	H Morehead St.	72 <b>82</b>							
329	H Murray St.	84 <b>98</b>	200	H Tennessee St.	78 <b>81</b>							
134	H UT Martin	61 <b>71</b>	166	H Belmont	72 59							

Non-Div I Games: Brescia 99 63

Austin Peay

■ Loss, 
 ■ Non-Conf, 
 ■ S Site, 
 ■ Home 
 ■ A Away 
 N Neutral

Average RPI Win:	203	WON-LOST	WINNING	LAST 10	STRENGTH OF	OPP. STRENGTH	TEAM	ADJ.	CONF.	ADJ CONF.
Average RPI Loss:	52	RECORD	PCT. RANK	GAMES	SCHEDULE	OF SCHEDULE	RPI	RPI	RPI	RPI
DIV. I ONLY	18- 8	71	6- 4	106	111	60	60	9	9	
DIV. I NON-CONF.	7- 3	83	0- 0	128	154	76	76	8	8	
TOTALS	RPI 1-25	RPI 26-50	W-L RECORDS	RPI 51-100	RPI 101-150	RPI 150+				
18- 8	0- 1	1- 4	OVERALL	2- 2	1- 1	14- 0				
9- 2	0- 0	1- 1	HOME	1- 0	0- 1	7- 0				
7- 5	0- 0	0- 3	AWAY	0- 2	0- 0	7- 0				
2- 1	0- 1	0- 0	NEUTRAL	1- 0	1- 0	0- 0				
7- 3	0- 1	0- 0	NON-CONFERENCE	1- 1	1- 1	5- 0				
3- 1	0- 0	0- 0	HOME	0- 0	0- 1	3- 0				
2- 1	0- 0	0- 0	AWAY	0- 1	0- 0	2- 0				
2- 1	0- 1	0- 0	NEUTRAL	1- 0	1- 0	0- 0				
11- 5	0- 0	1- 4	CONFERENCE	1- 1	0- 0	9- 0				
6- 1	0- 0	1- 1	HOME	1- 0	0- 0	4- 0				
5- 4	0- 0	0- 3	AWAY	0- 1	0- 0	5- 0				
0- 0	0- 0	0- 0	NEUTRAL	0- 0	0- 0	0- 0				

RPI S	Opponent	Score	RPI S	Opponent	Score	RPI S	Opponent	Score	RPI S	Opponent	Score
9 N	Oregon St.	61 71	42 A	Gonzaga	62 78	59 A	San Diego	59 69	107 H	CSUN	54 63
			44 A	Pacific	82 86	59 H	San Diego	54 50	122 N	Butler	81 62
			44 H	Pacific	89 72	61 A	South Dakota St.	65 75	203 A	Pepperdine	84 78
			46 A	St. Mary's (CA)	71 76	74 N	Colorado St.	69 58	203 H	Pepperdine	77 58
			46 H	St. Mary's (CA)	51 61				206 A	San Francisco	68 63
									206 H	San Francisco	65 62
									217 H	UNLV	76 61
									227 A	Santa Clara	58 56
									227 H	Santa Clara	84 55
									235 A	Utah	60 56
									249 H	Weber St.	64 53
									266 A	Utah St.	62 58
									271 A	Loyola Marymount	71 63
									271 H	Loyola Marymount	74 59
									280 H	Nevada	65 60
									289 A	Portland	83 79
LAST 12 Division I GAMES:											
59 A	San Diego	59 69	206 A	San Francisco	68 63						
44 A	Pacific	82 86	59 H	San Diego	54 50						
46 A	St. Mary's (CA)	71 76	46 H	St. Mary's (CA)	51 61						
271 H	Loyola Marymount	74 59	44 H	Pacific	89 72						
203 H	Pepperdine	77 58	203 A	Pepperdine	84 78						
227 A	Santa Clara	58 56	271 A	Loyola Marymount	71 63						

Non-Div I Games: BYU-Hawaii 73 52

BYU

■ Loss, 
 ■ Non-Conf, S Site, 
 ■ Home 
 ■ Away 
 N Neutral

Bakersfield

Through Games Of Feb. 22, 2015

Average RPI Win:	254	WON-LOST	WINNING	LAST 10	STRENGTH OF	OPP. STRENGTH	TEAM	ADJ.	CONF.	ADJ CONF.
Average RPI Loss:	167	RECORD	PCT. RANK	GAMES	SCHEDULE	OF SCHEDULE	RPI	RPI	RPI	RPI
DIV. I ONLY	19- 7	45	8- 2	332	250	123	123	30	30	
DIV. I NON-CONF.	10- 4	80	0- 0	302	104	119	119	30	30	
TOTALS	RPI 1-25	RPI 26-50	W-L RECORDS	RPI 51-100	RPI 101-150	RPI 150+				
19- 7	0- 1	0- 1	OVERALL	2- 0	2- 2	15- 3				
13- 0	0- 0	0- 0	HOME	2- 0	2- 0	9- 0				
6- 7	0- 1	0- 1	AWAY	0- 0	0- 2	6- 3				
0- 0	0- 0	0- 0	NEUTRAL	0- 0	0- 0	0- 0				
10- 4	0- 1	0- 1	NON-CONFERENCE	2- 0	1- 1	7- 1				
8- 0	0- 0	0- 0	HOME	2- 0	1- 0	5- 0				
2- 4	0- 1	0- 1	AWAY	0- 0	0- 1	2- 1				
0- 0	0- 0	0- 0	NEUTRAL	0- 0	0- 0	0- 0				
9- 3	0- 0	0- 0	CONFERENCE	0- 0	1- 1	8- 2				
5- 0	0- 0	0- 0	HOME	0- 0	1- 0	4- 0				
4- 3	0- 0	0- 0	AWAY	0- 0	0- 1	4- 2				
0- 0	0- 0	0- 0	NEUTRAL	0- 0	0- 0	0- 0				

RPI 1-25				RPI 26-50				RPI 51-100				RPI 101+ Team's RPI: 123			
RPI	S	Opponent	Score	RPI	S	Opponent	Score	RPI	S	Opponent	Score	RPI	S	Opponent	Score
10	A	Arizona St.	54 83	34	A	Nebraska	45 54	57	H	Fresno St.	80 60	140	H	UC Riverside	66 65
								80	H	Hawaii	78 69	143	A	Cal Poly	66 71
												145	A	New Mexico St.	78 90
												145	H	New Mexico St.	82 78
												186	A	Arizona	76 72
												216	A	Tex.-Pan American	60 77
												216	H	Tex.-Pan American	87 72
												217	H	UNLV	74 71
												275	A	UC Irvine	68 65
												275	H	UC Irvine	80 70
												276	A	Grand Canyon	65 60
												276	H	Grand Canyon	90 67
												292	A	Omaha	68 80
												311	H	LIU Brooklyn	84 53
												324	A	Seattle	69 62
												326	A	Utah Valley	58 70
												332	H	UC Santa Barbara	74 64
												339	A	UMKC	78 76
												339	H	UMKC	70 67
												343	H	Air Force	96 56
												345	A	Chicago St.	83 57
												345	H	Chicago St.	83 58
LAST 12 Division I GAMES:															
339	A	UMKC	78 76	324	A	Seattle	69 62								
345	A	Chicago St.	83 57	345	H	Chicago St.	83 58								
145	H	New Mexico St.	82 78	339	H	UMKC	70 67								
216	H	Tex.-Pan American	87 72	216	A	Tex.-Pan American	60 77								
276	A	Grand Canyon	65 60	145	A	New Mexico St.	78 90								
326	A	Utah Valley	58 70	276	H	Grand Canyon	90 67								

Non-Div I Games: Fresno Pacific 82 60

Bakersfield

Loss, Non-Conf, S Site, H Home A Away N Neutral

Average RPI Win:	218	WON-LOST	WINNING	LAST 10	STRENGTH OF	OPP. STRENGTH	TEAM	ADJ.	CONF.	ADJ CONF.
Average RPI Loss:	97	RECORD	PCT. RANK	GAMES	SCHEDULE	OF SCHEDULE	RPI	RPI	RPI	RPI
DIV. I ONLY	15- 10	102	7- 3	160	138	119	119	16	16	
DIV. I NON-CONF.	4- 7	220	0- 0	121	38	213	213	17	17	
TOTALS	RPI 1-25	RPI 26-50	W-L RECORDS	RPI 51-100	RPI 101-150	RPI 150+				
15- 10	0- 1	0- 3	OVERALL	2- 1	2- 2	11- 3				
9- 4	0- 0	0- 1	HOME	1- 1	1- 1	7- 1				
6- 6	0- 1	0- 2	AWAY	1- 0	1- 1	4- 2				
0- 0	0- 0	0- 0	NEUTRAL	0- 0	0- 0	0- 0				
4- 7	0- 1	0- 3	NON-CONFERENCE	0- 0	0- 2	4- 1				
4- 2	0- 0	0- 1	HOME	0- 0	0- 1	4- 0				
0- 5	0- 1	0- 2	AWAY	0- 0	0- 1	0- 1				
0- 0	0- 0	0- 0	NEUTRAL	0- 0	0- 0	0- 0				
11- 3	0- 0	0- 0	CONFERENCE	2- 1	2- 0	7- 2				
5- 2	0- 0	0- 0	HOME	1- 1	1- 0	3- 1				
6- 1	0- 0	0- 0	AWAY	1- 0	1- 0	4- 1				
0- 0	0- 0	0- 0	NEUTRAL	0- 0	0- 0	0- 0				

RPI 1-25			RPI 26-50			RPI 51-100			RPI 101+ Team's RPI: 119		
RPI	S	Opponent	Score	RPI	S	Opponent	Score	RPI	S	Opponent	Score
7	A	Louisville	56 69	30	A	Western Ky.	59 84	58	H	Ohio	53 60
				33	A	Pittsburgh	47 59	75	A	Akron	77 73
				45	H	Duquesne	62 82	89	H	Western Mich.	54 36
LAST 12 Division I GAMES:											
253	A	Northern Ill.	51 50	286	A	Miami (OH)	72 55	103	H	Purdue	60 66
133	H	Central Mich.	73 64	58	H	Ohio	53 60	114	A	Toledo	69 61
294	H	Bowling Green	77 52	75	A	Akron	77 73	122	A	Butler	41 48
161	A	Eastern Mich.	72 62	162	A	Buffalo	43 53	133	H	Central Mich.	73 64
114	A	Toledo	69 61	288	H	Kent St.	85 47	155	A	Saint Louis	68 73
253	H	Northern Ill.	62 65	89	H	Western Mich.	54 36	161	A	Eastern Mich.	72 62
								162	A	Buffalo	43 53
								190	H	Charlotte	76 66
								238	H	Oakland	75 50
								244	H	Evansville	76 70
								253	A	Northern Ill.	51 50
								253	H	Northern Ill.	62 65
								286	A	Miami (OH)	72 55
								286	H	Miami (OH)	72 41
								288	H	Kent St.	85 47
								294	A	Bowling Green	62 50
								294	H	Bowling Green	77 52
								329	H	Murray St.	85 59

Non-Div I Games:

Ball St.

■ Loss, 
 ■ Non-Conf, 
 ■ S Site, 
 ■ H Home 
 ■ A Away 
 N Neutral

Average RPI Win:	96	WON-LOST	WINNING	LAST 10	STRENGTH OF	OPP. STRENGTH	TEAM	ADJ.	CONF.	ADJ CONF.
Average RPI Loss:	11	RECORD	PCT. RANK	GAMES	SCHEDULE	OF SCHEDULE	RPI	RPI	RPI	RPI
DIV. I ONLY	26- 1	2	10- 0	16	8	2	2	1	1	
DIV. I NON-CONF.	11- 1	11	0- 0	61	55	7	7	1	1	
TOTALS	RPI 1-25	RPI 26-50	W-L RECORDS	RPI 51-100	RPI 101-150	RPI 150+				
26- 1	4- 1	3- 0	OVERALL	10- 0	4- 0	5- 0				
16- 0	2- 0	2- 0	HOME	5- 0	2- 0	5- 0				
8- 1	1- 1	1- 0	AWAY	4- 0	2- 0	0- 0				
2- 0	1- 0	0- 0	NEUTRAL	1- 0	0- 0	0- 0				
11- 1	1- 1	1- 0	NON-CONFERENCE	1- 0	3- 0	5- 0				
8- 0	0- 0	1- 0	HOME	0- 0	2- 0	5- 0				
1- 1	0- 1	0- 0	AWAY	0- 0	1- 0	0- 0				
2- 0	1- 0	0- 0	NEUTRAL	1- 0	0- 0	0- 0				
15- 0	3- 0	2- 0	CONFERENCE	9- 0	1- 0	0- 0				
8- 0	2- 0	1- 0	HOME	5- 0	0- 0	0- 0				
7- 0	1- 0	1- 0	AWAY	4- 0	1- 0	0- 0				
0- 0	0- 0	0- 0	NEUTRAL	0- 0	0- 0	0- 0				

RPI	S	Opponent	Score	RPI	S	Opponent	Score	RPI	S	Opponent	Score	RPI	S	Opponent	Score
11	A	Kentucky	64 74	39	H	Stetson	96 42	52	H	Iowa St.	79 47	102	A	Ole Miss	96 54
20	H	Oklahoma	89 66	48	A	Oklahoma St.	69 52	64	A	West Virginia	66 62	113	A	Texas Tech	67 60
21	A	Texas	70 68	48	H	Oklahoma St.	61 45	64	H	West Virginia	79 51	117	H	Marist	90 60
21	H	Texas	75 58					69	A	TCU	89 67	129	H	Stephen F. Austin	96 57
25	N	Syracuse	74 72					69	H	TCU	91 75	168	H	Oral Roberts	101 60
								76	A	Kansas St.	74 44	189	H	Idaho	88 70
								76	H	Kansas St.	68 46	216	H	Tex.-Pan American	96 42
								94	N	Michigan St.	84 65	231	H	Prairie View	108 64
								95	A	Kansas	71 63	266	H	Utah St.	99 43
								95	H	Kansas	66 58				
LAST 12 Division I GAMES:															
69	H	TCU	91 75	95	H	Kansas	66 58								
113	A	Texas Tech	67 60	69	A	TCU	89 67								
64	H	West Virginia	79 51	76	H	Kansas St.	68 46								
20	H	Oklahoma	89 66	21	H	Texas	75 58								
21	A	Texas	70 68	95	A	Kansas	71 63								
48	A	Oklahoma St.	69 52	52	H	Iowa St.	79 47								

Non-Div I Games:

Baylor

■ Loss, 
 ■ Non-Conf, S Site, 
 ■ Home 
 ■ Away 
 N Neutral

Average RPI Win:	264	WON-LOST	WINNING	LAST 10	STRENGTH OF	OPP. STRENGTH	TEAM	ADJ.	CONF.	ADJ CONF.
Average RPI Loss:	126	RECORD	PCT. RANK	GAMES	SCHEDULE	OF SCHEDULE	RPI	RPI	RPI	RPI
DIV. I ONLY	12- 14	199	8- 2	161	220	166	166	26	26	
DIV. I NON-CONF.	3- 9	281	0- 0	44	22	156	156	26	26	
TOTALS	RPI 1-25	RPI 26-50	W-L RECORDS	RPI 51-100	RPI 101-150	RPI 150+				
12- 14	0- 2	0- 3	OVERALL	0- 2	0- 2	12- 5				
5- 4	0- 0	0- 2	HOME	0- 0	0- 1	5- 1				
7- 9	0- 2	0- 1	AWAY	0- 1	0- 1	7- 4				
0- 1	0- 0	0- 0	NEUTRAL	0- 1	0- 0	0- 0				
3- 9	0- 2	0- 3	NON-CONFERENCE	0- 2	0- 1	3- 1				
1- 2	0- 0	0- 2	HOME	0- 0	0- 0	1- 0				
2- 6	0- 2	0- 1	AWAY	0- 1	0- 1	2- 1				
0- 1	0- 0	0- 0	NEUTRAL	0- 1	0- 0	0- 0				
9- 5	0- 0	0- 0	CONFERENCE	0- 0	0- 1	9- 4				
4- 2	0- 0	0- 0	HOME	0- 0	0- 1	4- 1				
5- 3	0- 0	0- 0	AWAY	0- 0	0- 0	5- 3				
0- 0	0- 0	0- 0	NEUTRAL	0- 0	0- 0	0- 0				

RPI 1-25				RPI 26-50				RPI 51-100				RPI 101+ Team's RPI: 166			
RPI	S	Opponent	Score	RPI	S	Opponent	Score	RPI	S	Opponent	Score	RPI	S	Opponent	Score
7	A	Louisville	35 95	26	H	Chattanooga	48 60	72	A	Georgia	43 62	108	A	Cleveland St.	86 89
11	A	Kentucky	55 71	30	H	Western Ky.	50 66	75	N	Akron	58 73	134	H	UT Martin	68 85
				49	A	Vanderbilt	58 65					177	H	SIUE	52 67
												187	A	Mercer	86 83
												200	A	Tennessee St.	64 62
												211	A	Jacksonville St.	55 52
												211	H	Jacksonville St.	70 66
												230	A	Morehead St.	55 66
												230	H	Morehead St.	57 56
												257	H	Lipscomb	80 60
												265	A	Austin Peay	59 72
												268	A	Eastern Ky.	76 59
												288	A	Kent St.	55 58
												296	A	Eastern Ill.	72 77
												299	A	Denver	72 43
												303	H	Southeast Mo. St.	62 39
												329	A	Murray St.	79 68
												335	A	Tennessee Tech	64 62
												335	H	Tennessee Tech	59 53
LAST 12 Division I GAMES:															
335	A	Tennessee Tech	64 62	200	A	Tennessee St.	64 62								
230	H	Morehead St.	57 56	211	H	Jacksonville St.	70 66								
211	A	Jacksonville St.	55 52	329	A	Murray St.	79 68								
268	A	Eastern Ky.	76 59	265	A	Austin Peay	59 72								
230	A	Morehead St.	55 66	296	A	Eastern Ill.	72 77								
335	H	Tennessee Tech	59 53	177	H	SIUE	52 67								

Non-Div I Games: North Ala.

69 72

Belmont

■ Loss, 
 ■ Non-Conf, 
 ■ S Site, 
 ■ Home 
 ■ A Away 
 N Neutral



Average RPI Win: 311		WON-LOST	WINNING	LAST 10	STRENGTH OF	OPP. STRENGTH	TEAM	ADJ.	CONF.	ADJ CONF.
Average RPI Loss: 156		RECORD	PCT. RANK	GAMES	SCHEDULE	OF SCHEDULE	RPI	RPI	RPI	RPI
DIV. I ONLY		9- 14	240	7- 3	229	332	260	260	31	31
DIV. I NON-CONF.		1- 9	328	1- 0	19	199	249	249	29	29
TOTALS		RPI 1-25	RPI 26-50	W-L RECORDS	RPI 51-100	RPI 101-150	RPI 150+			
9- 14	0- 2		0- 1	OVERALL	0- 3	0- 1	9- 7			
5- 6	0- 1		0- 0	HOME	0- 2	0- 0	5- 3			
4- 6	0- 1		0- 1	AWAY	0- 1	0- 0	4- 3			
0- 2	0- 0		0- 0	NEUTRAL	0- 0	0- 1	0- 1			
1- 9	0- 2		0- 1	NON-CONFERENCE	0- 2	0- 1	1- 3			
1- 3	0- 1		0- 0	HOME	0- 1	0- 0	1- 1			
0- 4	0- 1		0- 1	AWAY	0- 1	0- 0	0- 1			
0- 2	0- 0		0- 0	NEUTRAL	0- 0	0- 1	0- 1			
8- 5	0- 0		0- 0	CONFERENCE	0- 1	0- 0	8- 4			
4- 3	0- 0		0- 0	HOME	0- 1	0- 0	4- 2			
4- 2	0- 0		0- 0	AWAY	0- 0	0- 0	4- 2			
0- 0	0- 0		0- 0	NEUTRAL	0- 0	0- 0	0- 0			

RPI 1-25				RPI 26-50				RPI 51-100				RPI 101+ Team's RPI: 260			
RPI	S	Opponent	Score	RPI	S	Opponent	Score	RPI	S	Opponent	Score	RPI	S	Opponent	Score
13	A	Florida St.	34 103	39	A	Stetson	61 91	62	A	East Carolina	42 71	131	N	Texas St.	40 51
16	H	FGCU	46 91					75	H	Akron	63 81	180	A	Savannah St.	59 52
								98	H	Hampton	54 61	202	H	N.C. A&T	46 52
												214	N	Campbell	55 66
												223	H	Fla. Atlantic	68 88
												224	A	Jacksonville	51 64
												267	H	Norfolk St.	40 53
												279	A	South Carolina St.	61 68
												297	A	Morgan St.	55 48
												313	H	Western Caro.	63 53
												328	H	UMES	75 65
												331	H	N.C. Central	71 57
												334	A	Florida A&M	70 57
												334	H	Florida A&M	76 64
												338	A	Coppin St.	61 58
												344	H	Howard	61 53
												347	A	Delaware St.	71 72
LAST 12 Division I GAMES:															
334	H	Florida A&M	76 64	328	H	UMES	75 65								
202	H	N.C. A&T	46 52	297	A	Morgan St.	55 48								
331	H	N.C. Central	71 57	338	A	Coppin St.	61 58								
347	A	Delaware St.	71 72	267	H	Norfolk St.	40 53								
334	A	Florida A&M	70 57	98	H	Hampton	54 61								
344	H	Howard	61 53	313	H	Western Caro.	63 53								

Non-Div I Games:	Edward Waters	60	42	Lynn	67	48
------------------	---------------	----	----	------	----	----

Bethune-Cookman

Loss, Non-Conf, S Site, H Home A Away N Neutral

Binghamton

Through Games Of Feb. 22, 2015

Average RPI Win:	286	WON-LOST	WINNING	LAST 10	STRENGTH OF	OPP. STRENGTH	TEAM	ADJ.	CONF.	ADJ CONF.
Average RPI Loss:	173	RECORD	PCT. RANK	GAMES	SCHEDULE	OF SCHEDULE	RPI	RPI	RPI	RPI
DIV. I ONLY	4- 23	329	0- 10	169	285	320	320	23	23	
DIV. I NON-CONF.	2- 11	314	0- 0	167	335	314	314	24	24	
TOTALS	RPI 1-25	RPI 26-50	W-L RECORDS	RPI 51-100	RPI 101-150	RPI 150+				
4- 23	0- 1	0- 0	OVERALL	0- 6	0- 1	4- 15				
3- 9	0- 0	0- 0	HOME	0- 2	0- 0	3- 7				
0- 14	0- 0	0- 0	AWAY	0- 0	0- 0	0- 1				
1- 0	0- 0	0- 0	NEUTRAL	0- 0	0- 0	1- 0				
2- 11	0- 1	0- 0	NON-CONFERENCE	0- 2	0- 1	2- 7				
1- 4	0- 0	0- 0	HOME	0- 0	0- 0	1- 4				
0- 7	0- 1	0- 0	AWAY	0- 2	0- 1	0- 3				
1- 0	0- 0	0- 0	NEUTRAL	0- 0	0- 0	1- 0				
2- 12	0- 0	0- 0	CONFERENCE	0- 4	0- 0	2- 8				
2- 5	0- 0	0- 0	HOME	0- 2	0- 0	2- 3				
0- 7	0- 0	0- 0	AWAY	0- 2	0- 0	0- 5				
0- 0	0- 0	0- 0	NEUTRAL	0- 0	0- 0	0- 0				

RPI 1-25				RPI 26-50				RPI 51-100				RPI 101+ Team's RPI: 320			
RPI	S	Opponent	Score	RPI	S	Opponent	Score	RPI	S	Opponent	Score	RPI	S	Opponent	Score
18	A	Princeton	58 96					75	A	Akron	49 80	135	A	St. Bonaventure	54 72
								83	A	Albany (NY)	53 75	156	H	Bucknell	57 68
								83	H	Albany (NY)	49 82	169	A	Stony Brook	54 67
								84	A	Maine	48 70	173	A	Hartford	44 59
								84	H	Maine	56 70	173	H	Hartford	46 51
								87	A	St. John's (NY)	51 67	175	H	Siena	53 62
												192	H	Xavier	71 89
												218	A	New Hampshire	68 73
												218	H	New Hampshire	58 76
												225	A	UMass Lowell	49 66
												225	H	UMass Lowell	65 64
												228	H	Niagara	52 63
												256	A	Canisius	75 91
												269	H	Rider	72 67
												272	H	UMBC	55 71
												281	A	Colgate	55 74
												298	A	NJIT	48 52
												302	A	Vermont	66 72
												302	H	Vermont	73 62
												347	N	Delaware St.	90 84
LAST 12 Division I GAMES:															
84	H	Maine	56 70	272	H	UMBC	55 71								
218	H	New Hampshire	58 76	169	A	Stony Brook	54 67								
83	A	Albany (NY)	53 75	84	A	Maine	48 70								
302	A	Vermont	66 72	218	A	New Hampshire	68 73								
173	H	Hartford	46 51	83	H	Albany (NY)	49 82								
225	A	UMass Lowell	49 66	302	H	Vermont	73 62								

Non-Div I Games:

Binghamton

Loss, Non-Conf, S Site, H Home A Away N Neutral

RPI 1-25			RPI 26-50			RPI 51-100			RPI 101+			Team's RPI: 144			
RPI	S	Opponent	Score	RPI	S	Opponent	Score	RPI	S	Opponent	Score	RPI	S	Opponent	Score
								57	H	Fresno St.	75 66	116	N	Yale	59 53
								74	A	Colorado St.	82 83	137	H	Eastern Wash.	90 72
								74	H	Colorado St.	75 65	141	H	New Mexico	86 65
								99	N	Long Beach St.	50 68	145	H	New Mexico St.	70 45
												196	H	Montana St.	75 60
												213	H	Wyoming	59 64
												217	A	UNLV	78 67
												217	H	UNLV	60 74
												222	A	San Diego St.	40 57
												240	A	Southern Utah	64 66
												241	A	Idaho St.	86 62
												254	A	San Jose St.	78 88
												266	A	Utah St.	63 53
												266	H	Utah St.	94 55
												280	A	Nevada	51 47
												289	H	Portland	94 58
												326	A	Utah Valley	60 68
												343	A	Air Force	88 69
												343	H	Air Force	81 54
LAST 12 Division I GAMES:															
				280	A	Nevada	51 47	74	A	Colorado St.	82 83				
				217	H	UNLV	60 74	343	H	Air Force	81 54				
				57	H	Fresno St.	75 66	254	A	San Jose St.	78 88				
				343	A	Air Force	88 69	141	H	New Mexico	86 65				
				222	A	San Diego St.	40 57	217	A	UNLV	78 67				
				266	H	Utah St.	94 55	213	H	Wyoming	59 64				

Page 27

Average RPI Win:	177	WON-LOST	WINNING	LAST 10	STRENGTH OF	OPP. STRENGTH	TEAM	ADJ.	CONF.	ADJ CONF.
Average RPI Loss:	60	RECORD	PCT. RANK	GAMES	SCHEDULE	OF SCHEDULE	RPI	RPI	RPI	RPI
DIV. I ONLY	12- 15	212	3- 5	30	43	100	100	3	3	
DIV. I NON-CONF.	8- 5	123	0- 1	158	177	126	126	3	3	
TOTALS	RPI 1-25	RPI 26-50	W-L RECORDS	RPI 51-100	RPI 101-150	RPI 150+				
12- 15	1- 7	1- 1	OVERALL	1- 4	1- 1	8- 2				
8- 6	1- 3	0- 0	HOME	1- 2	1- 0	5- 1				
3- 9	0- 4	1- 1	AWAY	0- 2	0- 1	2- 1				
1- 0	0- 0	0- 0	NEUTRAL	0- 0	0- 0	1- 0				
8- 5	0- 1	1- 0	NON-CONFERENCE	0- 2	1- 0	6- 2				
5- 2	0- 0	0- 0	HOME	0- 1	1- 0	4- 1				
2- 3	0- 1	1- 0	AWAY	0- 1	0- 0	1- 1				
1- 0	0- 0	0- 0	NEUTRAL	0- 0	0- 0	1- 0				
4- 10	1- 6	0- 1	CONFERENCE	1- 2	0- 1	2- 0				
3- 4	1- 3	0- 0	HOME	1- 1	0- 0	1- 0				
1- 6	0- 3	0- 1	AWAY	0- 1	0- 1	1- 0				
0- 0	0- 0	0- 0	NEUTRAL	0- 0	0- 0	0- 0				

RPI 1-25				RPI 26-50				RPI 51-100				Team's RPI: 100				RPI 101+			
RPI	S	Opponent	Score	RPI	S	Opponent	Score	RPI	S	Opponent	Score	RPI	S	Opponent	Score	RPI	S	Opponent	Score
3	A	Notre Dame	58 104	33	A	Pittsburgh	70 78	56	A	Miami (FL)	53 74	106	A	Virginia	56 68				
3	H	Notre Dame	56 89	46	A	St. Mary's (CA)	82 72	68	H	North Carolina St.	64 59	132	H	Bryant	90 79				
12	A	North Carolina	60 72					84	A	Maine	64 69	160	H	Indiana	67 76				
13	H	Florida St.	68 86					90	H	Georgia Tech	77 80	173	A	Hartford	73 61				
14	H	Duke	60 56					91	H	Hofstra	61 75	178	H	Clemson	68 53				
22	A	Stanford	63 96									181	A	Holy Cross	64 80				
25	A	Syracuse	51 73									205	A	Wake Forest	75 74				
25	H	Syracuse	46 64									218	H	New Hampshire	64 58				
												226	N	Brown	90 80				
												247	H	Providence	79 51				
												306	H	Northeastern	66 56				
												316	H	Boston U.	73 56				
LAST 12 Division I GAMES:																			
84	A	Maine	64 69	178	H	Clemson	68 53												
13	H	Florida St.	68 86	12	A	North Carolina	60 72												
25	A	Syracuse	51 73	33	A	Pittsburgh	70 78												
68	H	North Carolina St.	64 59	14	H	Duke	60 56												
205	A	Wake Forest	75 74	25	H	Syracuse	46 64												
3	H	Notre Dame	56 89	106	A	Virginia	56 68												

Non-Div I Games:

Boston College

■ Loss, 
 ■ Non-Conf, S Site, 
 ■ Home 
 ■ Away 
 N Neutral

Average RPI Win: <b>211</b>	WON-LOST	WINNING	LAST 10	STRENGTH OF	OPP. STRENGTH	TEAM	ADJ.	CONF.	ADJ CONF.
Average RPI Loss: <b>169</b>	RECORD	PCT. RANK	GAMES	SCHEDULE	OF SCHEDULE	RPI	RPI	RPI	RPI
DIV. I ONLY	5- 22	318	1- 9	219	202	316	316	18	18
DIV. I NON-CONF.	3- 8	263	0- 0	234	164	283	283	20	20
TOTALS	RPI 1-25	RPI 26-50	W-L RECORDS	RPI 51-100	RPI 101-150	RPI 150+			
5- 22	0- 0	0- 0	OVERALL	0- 4	2- 6	3- 12			
4- 9	0- 0	0- 0	HOME	0- 2	1- 1	3- 6			
0- 13	0- 0	0- 0	AWAY	0- 0	0- 0	0- 0			
1- 0	0- 0	0- 0	NEUTRAL	0- 0	1- 0	0- 0			
3- 8	0- 0	0- 0	NON-CONFERENCE	0- 1	2- 4	1- 3			
2- 2	0- 0	0- 0	HOME	0- 0	1- 0	1- 2			
0- 6	0- 0	0- 0	AWAY	0- 1	0- 4	0- 1			
1- 0	0- 0	0- 0	NEUTRAL	0- 0	1- 0	0- 0			
2- 14	0- 0	0- 0	CONFERENCE	0- 3	0- 2	2- 9			
2- 7	0- 0	0- 0	HOME	0- 2	0- 1	2- 4			
0- 7	0- 0	0- 0	AWAY	0- 1	0- 1	0- 5			
0- 0	0- 0	0- 0	NEUTRAL	0- 0	0- 0	0- 0			

RPI S	Opponent	Score	RPI S	Opponent	Score	RPI S	Opponent	Score	RPI S	Opponent	Score	Team's RPI: 316
						73	A American	45 <b>75</b>	110	A Lehigh	64 <b>85</b>	
						73	H American	50 <b>58</b>	110	H Lehigh	71 <b>78</b>	
						86	H Army	40 <b>65</b>	116	A Yale	59 <b>66</b>	
						100	A Boston College	56 <b>73</b>	117	A Marist	50 <b>77</b>	
									121	A Rhode Island	48 <b>56</b>	
									129	N Stephen F. Austin	62 57	
									141	A New Mexico	49 <b>56</b>	
									147	H Harvard	63 62	
									156	A Bucknell	56 <b>72</b>	
									156	H Bucknell	60 <b>65</b>	
									181	H Holy Cross	48 <b>71</b>	
									195	A Lafayette	60 <b>67</b>	
									195	H Lafayette	56 49	
									197	H Massachusetts	57 <b>78</b>	
									209	A Navy	40 <b>48</b>	
									209	H Navy	55 <b>61</b>	
									218	H New Hampshire	55 <b>67</b>	
									278	A Loyola Maryland	55 <b>66</b>	
									278	H Loyola Maryland	53 <b>63</b>	
									281	A Colgate	54 <b>67</b>	
									281	H Colgate	58 53	
									302	H Vermont	66 61	
									306	A Northeastern	74 <b>75</b>	
LAST 12 Division I GAMES:												
156	H Bucknell	60 <b>65</b>	110	H Lehigh	71 <b>78</b>							
73	H American	50 <b>58</b>	86	H Army	40 <b>65</b>							
278	A Loyola Maryland	55 <b>66</b>	156	A Bucknell	56 <b>72</b>							
281	A Colgate	54 <b>67</b>	73	A American	45 <b>75</b>							
195	H Lafayette	56 49	278	H Loyola Maryland	53 <b>63</b>							
209	A Navy	40 <b>48</b>	281	H Colgate	58 53							

Non-Div I Games:

Boston U.

■ Loss, 
 ■ Non-Conf, S Site, 
 ■ Home 
 ■ Away 
 N Neutral

## Bowling Green

Through Games Of Feb. 22, 2015

Average RPI Win:	278	WON-LOST	WINNING	LAST 10	STRENGTH OF	OPP. STRENGTH	TEAM	ADJ.	CONF.	ADJ CONF.
Average RPI Loss:	170	RECORD	PCT. RANK	GAMES	SCHEDULE	OF SCHEDULE	RPI	RPI	RPI	RPI
DIV. I ONLY	9- 16	255	1- 9	342	191	294	294	16	16	
DIV. I NON-CONF.	7- 4	107	0- 0	349	226	267	267	17	17	
TOTALS	RPI 1-25	RPI 26-50	W-L RECORDS	RPI 51-100	RPI 101-150	RPI 150+				
9- 16	0- 0	0- 0	OVERALL	0- 4	0- 4	9- 8				
4- 6	0- 0	0- 0	HOME	0- 1	0- 3	4- 2				
4- 9	0- 0	0- 0	AWAY	0- 2	0- 1	4- 6				
1- 1	0- 0	0- 0	NEUTRAL	0- 1	0- 0	1- 0				
7- 4	0- 0	0- 0	NON-CONFERENCE	0- 1	0- 0	7- 3				
2- 1	0- 0	0- 0	HOME	0- 0	0- 0	2- 1				
4- 2	0- 0	0- 0	AWAY	0- 0	0- 0	4- 2				
1- 1	0- 0	0- 0	NEUTRAL	0- 1	0- 0	1- 0				
2- 12	0- 0	0- 0	CONFERENCE	0- 3	0- 4	2- 5				
2- 5	0- 0	0- 0	HOME	0- 1	0- 3	2- 1				
0- 7	0- 0	0- 0	AWAY	0- 2	0- 1	0- 4				
0- 0	0- 0	0- 0	NEUTRAL	0- 0	0- 0	0- 0				

RPI S	Opponent	Score	RPI S	Opponent	Score	RPI S	Opponent	Score	RPI S	Opponent	Score	Team's RPI: 294
						58 H	Ohio	46 71	114 H	Toledo	48 64	
						75 A	Akron	59 67	119 A	Ball St.	52 77	
						89 A	Western Mich.	52 82	119 H	Ball St.	50 62	
						98 N	Hampton	53 64	133 H	Central Mich.	54 57	
									156 H	Bucknell	52 53	
									161 A	Eastern Mich.	52 64	
									162 A	Buffalo	45 66	
									179 H	Iona	80 59	
									253 A	Northern Ill.	50 67	
									253 H	Northern Ill.	65 59	
									271 A	Loyola Marymount	48 51	
									275 N	UC Irvine	62 54	
									277 H	Cincinnati	66 55	
									282 A	Milwaukee	60 50	
									286 H	Miami (OH)	66 53	
									288 A	Kent St.	48 55	
									288 H	Kent St.	58 62	
									312 A	Bradley	61 47	
									318 A	Illinois St.	58 54	
									322 A	Saint Francis (PA)	76 62	
									337 A	FIU	55 68	
LAST 12 Division I GAMES:												
288 H	Kent St.	58 62	253 A	Northern Ill.	50 67							
119 A	Ball St.	52 77	286 H	Miami (OH)	66 53							
58 H	Ohio	46 71	89 A	Western Mich.	52 82							
162 A	Buffalo	45 66	161 A	Eastern Mich.	52 64							
133 H	Central Mich.	54 57	253 H	Northern Ill.	65 59							
114 H	Toledo	48 64	288 A	Kent St.	48 55							

Non-Div I Games:

Bowling Green

■ Loss, 
 ■ Non-Conf, S Site, 
 ■ Home 
 ■ Away 
 N Neutral

Average RPI Win:	<b>257</b>	WON-LOST	WINNING	LAST 10	STRENGTH OF	OPP. STRENGTH	TEAM	ADJ.	CONF.	ADJ CONF.
Average RPI Loss:	<b>173</b>	RECORD	PCT. RANK	GAMES	SCHEDULE	OF SCHEDULE	RPI	RPI	RPI	RPI
DIV. I ONLY	5- 20	312	4- 6	242	249	312	312	19	19	
DIV. I NON-CONF.	1- 10	329	0- 0	258	310	343	343	16	16	
TOTALS	RPI 1-25	RPI 26-50	W-L RECORDS	RPI 51-100	RPI 101-150	RPI 150+				
5- 20	0- 1	0- 0	OVERALL	0- 4	1- 2	4- 13				
3- 10	0- 0	0- 0	HOME	0- 2	1- 1	2- 7				
2- 10	0- 1	0- 0	AWAY	0- 2	0- 1	2- 6				
0- 0	0- 0	0- 0	NEUTRAL	0- 0	0- 0	0- 0				
1- 10	0- 1	0- 0	NON-CONFERENCE	0- 1	1- 0	0- 8				
1- 5	0- 0	0- 0	HOME	0- 0	1- 0	0- 5				
0- 5	0- 1	0- 0	AWAY	0- 1	0- 0	0- 3				
0- 0	0- 0	0- 0	NEUTRAL	0- 0	0- 0	0- 0				
4- 10	0- 0	0- 0	CONFERENCE	0- 3	0- 2	4- 5				
2- 5	0- 0	0- 0	HOME	0- 2	0- 1	2- 2				
2- 5	0- 0	0- 0	AWAY	0- 1	0- 1	2- 3				
0- 0	0- 0	0- 0	NEUTRAL	0- 0	0- 0	0- 0				

RPI 1-25				RPI 26-50				RPI 51-100				RPI 101+				Team's RPI: 312	
RPI	S	Opponent	Score	RPI	S	Opponent	Score	RPI	S	Opponent	Score	RPI	S	Opponent	Score		
20	A	Oklahoma	55 104					51	A	DePaul	77 101	109	H	Missouri	76 64		
								54	A	Wichita St.	36 66	111	H	UNI	51 70		
								54	H	Wichita St.	45 61	130	A	Southern Ill.	59 76		
								70	H	Drake	47 80	153	A	Indiana St.	50 64		
												153	H	Indiana St.	55 65		
												169	A	Stony Brook	63 79		
												171	A	Missouri St.	61 69		
												171	H	Missouri St.	64 78		
												199	A	Ill.-Chicago	43 71		
												232	H	Western Ill.	63 75		
												244	A	Evansville	46 86		
												244	H	Evansville	56 50		
												253	H	Northern Ill.	54 67		
												291	A	Columbia	74 81		
												294	H	Bowling Green	47 61		
												303	H	Southeast Mo. St.	65 70		
												308	A	Loyola Chicago	46 45		
												308	H	Loyola Chicago	66 57		
												318	A	Illinois St.	58 55		
												345	H	Chicago St.	59 62		
LAST 12 Division I GAMES:																	
308	H	Loyola Chicago	66 57	318	A	Illinois St.	58 55										
54	A	Wichita St.	36 66	308	A	Loyola Chicago	46 45										
171	A	Missouri St.	61 69	171	H	Missouri St.	64 78										
244	H	Evansville	56 50	54	H	Wichita St.	45 61										
153	H	Indiana St.	55 65	244	A	Evansville	46 86										
130	A	Southern Ill.	59 76	153	A	Indiana St.	50 64										

Non-Div I Games:

Bradley

■ Loss, 
 ■ Non-Conf, 
 ■ S Site, 
 ■ H Home 
 ■ A Away 
 N Neutral

Average RPI Win:	246	WON-LOST	WINNING	LAST 10	STRENGTH OF	OPP. STRENGTH	TEAM	ADJ.	CONF.	ADJ CONF.
Average RPI Loss:	135	RECORD	PCT. RANK	GAMES	SCHEDULE	OF SCHEDULE	RPI	RPI	RPI	RPI
DIV. I ONLY	10- 14	222	1- 5	199	225	226	226	8	8	
DIV. I NON-CONF.	6- 8	197	0- 2	289	318	253	253	10	10	
TOTALS	RPI 1-25	RPI 26-50	W-L RECORDS	RPI 51-100	RPI 101-150	RPI 150+				
10- 14	0- 1	0- 0	OVERALL	0- 3	2- 7	8- 3				
4- 6	0- 1	0- 0	HOME	0- 1	0- 4	4- 0				
5- 6	0- 0	0- 0	AWAY	0- 1	2- 2	3- 3				
1- 2	0- 0	0- 0	NEUTRAL	0- 1	0- 1	1- 0				
6- 8	0- 0	0- 0	NON-CONFERENCE	0- 2	0- 4	6- 2				
3- 2	0- 0	0- 0	HOME	0- 0	0- 2	3- 0				
2- 4	0- 0	0- 0	AWAY	0- 1	0- 1	2- 2				
1- 2	0- 0	0- 0	NEUTRAL	0- 1	0- 1	1- 0				
4- 6	0- 1	0- 0	CONFERENCE	0- 1	2- 3	2- 1				
1- 4	0- 1	0- 0	HOME	0- 1	0- 2	1- 0				
3- 2	0- 0	0- 0	AWAY	0- 0	2- 1	1- 1				
0- 0	0- 0	0- 0	NEUTRAL	0- 0	0- 0	0- 0				

RPI	S	Opponent	Score	RPI	S	Opponent	Score	RPI	S	Opponent	Score	RPI	S	Opponent	Score	Team's RPI: 226
18	H	Princeton	58 86					66	H	Penn	75 83	103	A	Cornell	58 51	
								84	A	Maine	53 58	103	H	Cornell	52 65	
								100	N	Boston College	80 90	116	A	Yale	49 66	
												116	H	Yale	69 79	
												121	A	Rhode Island	61 65	
												132	H	Bryant	60 67	
												135	H	St. Bonaventure	56 58	
												140	N	UC Riverside	65 79	
												147	A	Harvard	83 80	
												159	A	Dartmouth	50 47	
												198	H	Sacred Heart	66 56	
												218	A	New Hampshire	57 60	
												247	A	Providence	69 78	
												291	A	Columbia	74 83	
												291	H	Columbia	85 76	
												297	A	Morgan St.	59 52	
												298	H	NJIT	67 39	
												302	A	Vermont	81 76	
												317	H	Fairleigh Dickinson	79 74	
												344	N	Howard	80 68	
LAST 12 Division I GAMES:																
135	H	St. Bonaventure	56 58	159	A	Dartmouth	50 47									
100	N	Boston College	80 90	147	A	Harvard	83 80									
103	A	Cornell	58 51	291	H	Columbia	85 76									
291	A	Columbia	74 83	103	H	Cornell	52 65									
66	H	Penn	75 83	116	H	Yale	69 79									
18	H	Princeton	58 86	298	H	NJIT	67 39									

Non-Div I Games:

Brown

■ Loss, 
 ■ Non-Conf, 
 S Site, 
 ■ Home 
 ■ Away 
 N Neutral



Average RPI Win: <b>264</b>	WON-LOST	WINNING	LAST 10	STRENGTH OF	OPP. STRENGTH	TEAM	ADJ.	CONF.	ADJ CONF.
Average RPI Loss: <b>152</b>	RECORD	PCT. RANK	GAMES	SCHEDULE	OF SCHEDULE	RPI	RPI	RPI	RPI
DIV. I ONLY	19- 7	45	8- 2	327	280	132	132	29	29
DIV. I NON-CONF.	7- 4	107	0- 0	250	172	133	133	28	28
TOTALS	RPI 1-25	RPI 26-50	W-L RECORDS	RPI 51-100	RPI 101-150	RPI 150+			
19- 7	0- 0	0- 0	OVERALL	1- 1	0- 2	18- 4			
11- 1	0- 0	0- 0	HOME	1- 0	0- 1	10- 0			
8- 6	0- 0	0- 0	AWAY	0- 1	0- 1	8- 4			
0- 0	0- 0	0- 0	NEUTRAL	0- 0	0- 0	0- 0			
7- 4	0- 0	0- 0	NON-CONFERENCE	1- 1	0- 2	6- 1			
4- 1	0- 0	0- 0	HOME	1- 0	0- 1	3- 0			
3- 3	0- 0	0- 0	AWAY	0- 1	0- 1	3- 1			
0- 0	0- 0	0- 0	NEUTRAL	0- 0	0- 0	0- 0			
12- 3	0- 0	0- 0	CONFERENCE	0- 0	0- 0	12- 3			
7- 0	0- 0	0- 0	HOME	0- 0	0- 0	7- 0			
5- 3	0- 0	0- 0	AWAY	0- 0	0- 0	5- 3			
0- 0	0- 0	0- 0	NEUTRAL	0- 0	0- 0	0- 0			

RPI S	Opponent	Score	RPI S	Opponent	Score	RPI S	Opponent	Score	RPI S	Opponent	Score	Team's RPI: 132
						84	H Maine	65 52	103	A Cornell	64 66	
						100	A Boston College	79 90	121	H Rhode Island	56 60	
									152	A Central Conn. St.	59 70	
									163	A Robert Morris	84 87	
									163	H Robert Morris	69 66	
									181	H Holy Cross	74 68	
									198	A Sacred Heart	67 70	
									198	H Sacred Heart	71 67	
									218	A New Hampshire	57 54	
									225	A UMass Lowell	85 86	
									226	A Brown	67 60	
									247	H Providence	90 80	
									256	H Canisius	71 68	
									295	A St. Francis Brooklyn	65 53	
									302	A Vermont	72 55	
									310	A Mt. St. Mary's	55 53	
									310	H Mt. St. Mary's	74 72	
									311	A LIU Brooklyn	79 66	
									311	H LIU Brooklyn	88 85	
									317	A Fairleigh Dickinson	63 61	
									317	H Fairleigh Dickinson	82 77	
									322	A Saint Francis (PA)	73 71	
									322	H Saint Francis (PA)	87 83	
									330	H Wagner	84 48	
LAST 12 Division I GAMES:												
			163	H Robert Morris	69 66		163	A Robert Morris	84 87			
			317	A Fairleigh Dickinson	63 61		311	H LIU Brooklyn	88 85			
			310	A Mt. St. Mary's	55 53		198	H Sacred Heart	71 67			
			310	H Mt. St. Mary's	74 72		330	H Wagner	84 48			
			198	A Sacred Heart	67 70		152	A Central Conn. St.	59 70			
			322	A Saint Francis (PA)	73 71		322	H Saint Francis (PA)	87 83			

Non-Div I Games:

Bryant

Average RPI Win: <b>253</b>	WON-LOST	WINNING	LAST 10	STRENGTH OF	OPP. STRENGTH	TEAM	ADJ.	CONF.	ADJ CONF.
Average RPI Loss: <b>130</b>	RECORD	PCT. RANK	GAMES	SCHEDULE	OF SCHEDULE	RPI	RPI	RPI	RPI
DIV. I ONLY	17- 10	91	6- 4	297	237	156	156	18	18
DIV. I NON-CONF.	8- 3	71	0- 0	300	282	104	104	20	20
TOTALS	RPI 1-25	RPI 26-50	W-L RECORDS	RPI 51-100	RPI 101-150	RPI 150+			
17- 10	0- 0	0- 0	OVERALL	0- 5	2- 1	15- 4			
9- 3	0- 0	0- 0	HOME	0- 2	2- 0	7- 1			
8- 7	0- 0	0- 0	AWAY	0- 0	0- 0	8- 1			
0- 0	0- 0	0- 0	NEUTRAL	0- 0	0- 0	0- 0			
8- 3	0- 0	0- 0	NON-CONFERENCE	0- 2	2- 0	6- 1			
4- 0	0- 0	0- 0	HOME	0- 0	2- 0	2- 0			
4- 3	0- 0	0- 0	AWAY	0- 2	0- 0	4- 1			
0- 0	0- 0	0- 0	NEUTRAL	0- 0	0- 0	0- 0			
9- 7	0- 0	0- 0	CONFERENCE	0- 3	0- 1	9- 3			
5- 3	0- 0	0- 0	HOME	0- 2	0- 0	5- 1			
4- 4	0- 0	0- 0	AWAY	0- 1	0- 1	4- 2			
0- 0	0- 0	0- 0	NEUTRAL	0- 0	0- 0	0- 0			

RPI S	Opponent	Score	RPI S	Opponent	Score	RPI S	Opponent	Score	RPI S	Opponent	Score	Team's RPI: 156
						55	A Michigan	61 68	103	H Cornell	59 51	
						65	A Youngstown St.	54 69	110	A Lehigh	61 76	
						73	H American	55 60	116	H Yale	73 66	
						86	A Army	45 67	181	A Holy Cross	61 69	
						86	H Army	46 50	181	H Holy Cross	52 53	
									184	A Delaware	56 58	
									195	A Lafayette	77 71	
									195	H Lafayette	51 37	
									209	A Navy	44 42	
									209	H Navy	51 50	
									272	H UMBC	85 41	
									278	A Loyola Maryland	72 61	
									278	H Loyola Maryland	66 49	
									281	A Colgate	41 54	
									281	H Colgate	77 75	
									294	A Bowling Green	53 52	
									297	H Morgan St.	79 50	
									310	A Mt. St. Mary's	74 49	
									316	A Boston U.	65 60	
									316	H Boston U.	72 56	
									317	A Fairleigh Dickinson	61 60	
									320	A Binghamton	68 57	
LAST 12 Division I GAMES:												
316	A Boston U.	65 60	281	A Colgate	41 54							
278	A Loyola Maryland	72 61	110	A Lehigh	61 76							
86	H Army	46 50	316	H Boston U.	72 56							
209	H Navy	51 50	278	H Loyola Maryland	66 49							
181	A Holy Cross	61 69	86	A Army	45 67							
195	H Lafayette	51 37	209	A Navy	44 42							

Non-Div I Games:

Bucknell

■ Loss, 
■ Non-Conf, S Site, 
■ Home 
■ Away 
N Neutral

## Buffalo

Through Games Of Feb. 22, 2015

Average RPI Win:	219	WON-LOST	WINNING	LAST 10	STRENGTH OF	OPP. STRENGTH	TEAM	ADJ.	CONF.	ADJ CONF.
Average RPI Loss:	139	RECORD	PCT. RANK	GAMES	SCHEDULE	OF SCHEDULE	RPI	RPI	RPI	RPI
DIV. I ONLY	15- 10	102	7- 3	258	166	162	162	16	16	
DIV. I NON-CONF.	7- 4	107	0- 0	316	187	170	170	17	17	
TOTALS	RPI 1-25	RPI 26-50	W-L RECORDS	RPI 51-100	RPI 101-150	RPI 150+				
15- 10	0- 1	0- 0	OVERALL	1- 3	4- 3	10- 3				
7- 4	0- 0	0- 0	HOME	0- 2	3- 0	4- 2				
7- 5	0- 1	0- 0	AWAY	1- 1	1- 2	5- 1				
1- 1	0- 0	0- 0	NEUTRAL	0- 0	0- 1	1- 0				
7- 4	0- 1	0- 0	NON-CONFERENCE	0- 0	2- 1	5- 2				
2- 1	0- 0	0- 0	HOME	0- 0	1- 0	1- 1				
4- 2	0- 1	0- 0	AWAY	0- 0	1- 0	3- 1				
1- 1	0- 0	0- 0	NEUTRAL	0- 0	0- 1	1- 0				
8- 6	0- 0	0- 0	CONFERENCE	1- 3	2- 2	5- 1				
5- 3	0- 0	0- 0	HOME	0- 2	2- 0	3- 1				
3- 3	0- 0	0- 0	AWAY	1- 1	0- 2	2- 0				
0- 0	0- 0	0- 0	NEUTRAL	0- 0	0- 0	0- 0				

RPI 1-25				RPI 26-50				RPI 51-100				RPI 101+ Team's RPI: 162			
RPI	S	Opponent	Score	RPI	S	Opponent	Score	RPI	S	Opponent	Score	RPI	S	Opponent	Score
14	A	Duke	54 88					58	H	Ohio	50 61	103	A	Cornell	65 58
								75	A	Akron	70 81	114	A	Toledo	63 75
								89	A	Western Mich.	54 44	114	H	Toledo	68 61
								89	H	Western Mich.	59 62	119	H	Ball St.	53 43
												133	A	Central Mich.	58 66
												135	H	St. Bonaventure	51 44
												136	N	Tulsa	77 87
												161	A	Eastern Mich.	75 53
												175	H	Siena	50 58
												228	H	Niagara	73 64
												253	H	Northern Ill.	47 43
												256	A	Canisius	72 55
												286	A	Miami (OH)	71 51
												286	H	Miami (OH)	68 78
												288	H	Kent St.	59 57
												294	H	Bowling Green	66 45
												311	A	LIU Brooklyn	73 79
												318	N	Illinois St.	68 60
												322	A	Saint Francis (PA)	88 80
												323	A	Manhattan	68 58
LAST 12 Division I GAMES:															
286	H	Miami (OH)	68 78	161	A	Eastern Mich.	75 53								
288	H	Kent St.	59 57	253	H	Northern Ill.	47 43								
89	A	Western Mich.	54 44	114	A	Toledo	63 75								
75	A	Akron	70 81	119	H	Ball St.	53 43								
294	H	Bowling Green	66 45	89	H	Western Mich.	59 62								
114	H	Toledo	68 61	286	A	Miami (OH)	71 51								

Non-Div I Games:

Buffalo

■ Loss, 
 ■ Non-Conf, 
 S Site, 
 ■ Home 
 ■ Away 
 N Neutral

Average RPI Win:	<b>191</b>	WON-LOST	WINNING	LAST 10	STRENGTH OF	OPP. STRENGTH	TEAM	ADJ.	CONF.	ADJ CONF.
Average RPI Loss:	<b>99</b>	RECORD	PCT. RANK	GAMES	SCHEDULE	OF SCHEDULE	RPI	RPI	RPI	RPI
DIV. I ONLY	<b>13- 13</b>	<b>173</b>	<b>6- 4</b>	<b>103</b>	<b>86</b>	<b>122</b>	<b>122</b>	<b>10</b>	<b>10</b>	
DIV. I NON-CONF.	<b>3- 7</b>	<b>250</b>	<b>0- 0</b>	<b>46</b>	<b>108</b>	<b>182</b>	<b>182</b>	<b>9</b>	<b>9</b>	
TOTALS	RPI 1-25	RPI 26-50	W-L RECORDS	RPI 51-100	RPI 101-150	RPI 150+				
13- 13	0- 1	0- 3	OVERALL	4- 5	1- 0	8- 4				
7- 4	0- 0	0- 1	HOME	3- 1	1- 0	3- 2				
6- 7	0- 0	0- 2	AWAY	1- 3	0- 0	5- 2				
0- 2	0- 1	0- 0	NEUTRAL	0- 1	0- 0	0- 0				
3- 7	0- 1	0- 2	NON-CONFERENCE	1- 1	1- 0	1- 3				
2- 2	0- 0	0- 1	HOME	1- 0	1- 0	0- 1				
1- 3	0- 0	0- 1	AWAY	0- 0	0- 0	1- 2				
0- 2	0- 1	0- 0	NEUTRAL	0- 1	0- 0	0- 0				
10- 6	0- 0	0- 1	CONFERENCE	3- 4	0- 0	7- 1				
5- 2	0- 0	0- 0	HOME	2- 1	0- 0	3- 1				
5- 4	0- 0	0- 1	AWAY	1- 3	0- 0	4- 0				
0- 0	0- 0	0- 0	NEUTRAL	0- 0	0- 0	0- 0				

RPI 1-25				RPI 26-50				RPI 51-100				RPI 101+ Team's RPI: 122			
RPI	S	Opponent	Score	RPI	S	Opponent	Score	RPI	S	Opponent	Score	RPI	S	Opponent	Score
9	N	Oregon St.	53 85	26	H	Chattanooga	47 76	51	A	DePaul	76 92	119	H	Ball St.	48 41
				37	A	Minnesota	86 88	51	H	DePaul	65 83	153	H	Indiana St.	51 66
				43	A	Seton Hall	65 70	60	N	BYU	62 81	183	A	Fairfield	77 81
								78	A	Creighton	55 62	192	A	Xavier	58 54
								78	H	Creighton	63 58	192	H	Xavier	71 53
								81	A	Villanova	52 63	247	A	Providence	67 59
								81	H	Villanova	72 58	247	H	Providence	66 61
								87	A	St. John's (NY)	55 50	255	A	Valparaiso	57 91
								92	H	Wright St.	57 49	258	A	Marquette	76 67
												258	H	Marquette	74 77
												284	A	Georgetown	65 56
												284	H	Georgetown	63 58
												318	A	Illinois St.	72 60
LAST 12 Division I GAMES:															
				192	H	Xavier	71 53					247	A	Providence	67 59
				284	A	Georgetown	65 56					192	A	Xavier	58 54
				81	A	Villanova	52 63					284	H	Georgetown	63 58
				258	H	Marquette	74 77					81	H	Villanova	72 58
				51	H	DePaul	65 83					258	A	Marquette	76 67
				78	A	Creighton	55 62					87	A	St. John's (NY)	55 50

Non-Div I Games: BYU-Hawaii 71 50

Butler

Average RPI Win:	213	WON-LOST	WINNING	LAST 10	STRENGTH OF	OPP. STRENGTH	TEAM	ADJ.	CONF.	ADJ CONF.
Average RPI Loss:	91	RECORD	PCT. RANK	GAMES	SCHEDULE	OF SCHEDULE	RPI	RPI	RPI	RPI
DIV. I ONLY	18- 9	78	6- 4	244	104	107	107	15	15	
DIV. I NON-CONF.	10- 4	80	0- 0	187	111	74	74	15	15	
TOTALS	RPI 1-25	RPI 26-50	W-L RECORDS	RPI 51-100	RPI 101-150	RPI 150+				
18- 9	0- 1	0- 1	OVERALL	3- 2	2- 5	13- 0				
11- 2	0- 0	0- 0	HOME	1- 0	2- 2	8- 0				
7- 6	0- 0	0- 1	AWAY	2- 2	0- 3	5- 0				
0- 1	0- 1	0- 0	NEUTRAL	0- 0	0- 0	0- 0				
10- 4	0- 1	0- 1	NON-CONFERENCE	1- 1	1- 1	8- 0				
6- 0	0- 0	0- 0	HOME	0- 0	1- 0	5- 0				
4- 3	0- 0	0- 1	AWAY	1- 1	0- 1	3- 0				
0- 1	0- 1	0- 0	NEUTRAL	0- 0	0- 0	0- 0				
8- 5	0- 0	0- 0	CONFERENCE	2- 1	1- 4	5- 0				
5- 2	0- 0	0- 0	HOME	1- 0	1- 2	3- 0				
3- 3	0- 0	0- 0	AWAY	1- 1	0- 2	2- 0				
0- 0	0- 0	0- 0	NEUTRAL	0- 0	0- 0	0- 0				

RPI 1-25				RPI 26-50				RPI 51-100				RPI 101+				Team's RPI: 107
RPI	S	Opponent	Score	RPI	S	Opponent	Score	RPI	S	Opponent	Score	RPI	S	Opponent	Score	
16	N	FGCU	64 73	46	A	St. Mary's (CA)	63 73	60	A	BYU	63 54	101	A	UC Davis	67 73	
								80	A	Hawaii	49 64	101	H	UC Davis	49 60	
								80	H	Hawaii	53 46	112	A	Saint Joseph's	54 61	
								82	A	Southern California	74 85	128	H	Sacramento St.	81 66	
								99	A	Long Beach St.	67 52	140	H	UC Riverside	56 68	
												143	A	Cal Poly	54 63	
												143	H	Cal Poly	70 58	
												189	H	Idaho	67 50	
												194	H	Texas Southern	63 50	
												196	H	Montana St.	78 66	
												203	H	Pepperdine	74 48	
												221	H	Cal St. Fullerton	82 51	
												222	A	San Diego St.	65 54	
												274	A	Northern Ariz.	77 71	
												275	A	UC Irvine	72 63	
												275	H	UC Irvine	82 60	
												289	H	Portland	45 41	
												324	A	Seattle	86 63	
												332	A	UC Santa Barbara	60 21	
												332	H	UC Santa Barbara	84 48	
LAST 12 Division I GAMES:																
275	H	UC Irvine	82 60	140	H	UC Riverside	56 68									
332	A	UC Santa Barbara	60 21	99	A	Long Beach St.	67 52									
143	H	Cal Poly	70 58	275	A	UC Irvine	72 63									
221	H	Cal St. Fullerton	82 51	143	A	Cal Poly	54 63									
101	A	UC Davis	67 73	332	H	UC Santa Barbara	84 48									
80	A	Hawaii	49 64	80	H	Hawaii	53 46									

Non-Div I Games:

CSUN

■ Loss, 
 ■ Non-Conf, 
 ■ S Site, 
 ■ Home 
 ■ A Away 
 N Neutral

Average RPI Win:	195	WON-LOST	WINNING	LAST 10	STRENGTH OF	OPP. STRENGTH	TEAM	ADJ.	CONF.	ADJ CONF.
Average RPI Loss:	123	RECORD	PCT. RANK	GAMES	SCHEDULE	OF SCHEDULE	RPI	RPI	RPI	RPI
DIV. I ONLY	13- 12	166	6- 4	108	194	143	143	15	15	
DIV. I NON-CONF.	5- 7	204	0- 0	166	210	204	204	15	15	
TOTALS	RPI 1-25	RPI 26-50	W-L RECORDS	RPI 51-100	RPI 101-150	RPI 150+				
13- 12	0- 0	0- 1	OVERALL	2- 4	4- 4	7- 3				
8- 5	0- 0	0- 1	HOME	1- 1	4- 0	3- 3				
5- 7	0- 0	0- 0	AWAY	1- 3	0- 4	4- 0				
0- 0	0- 0	0- 0	NEUTRAL	0- 0	0- 0	0- 0				
5- 7	0- 0	0- 1	NON-CONFERENCE	0- 2	1- 2	4- 2				
3- 3	0- 0	0- 1	HOME	0- 0	1- 0	2- 2				
2- 4	0- 0	0- 0	AWAY	0- 2	0- 2	2- 0				
0- 0	0- 0	0- 0	NEUTRAL	0- 0	0- 0	0- 0				
8- 5	0- 0	0- 0	CONFERENCE	2- 2	3- 2	3- 1				
5- 2	0- 0	0- 0	HOME	1- 1	3- 0	1- 1				
3- 3	0- 0	0- 0	AWAY	1- 1	0- 2	2- 0				
0- 0	0- 0	0- 0	NEUTRAL	0- 0	0- 0	0- 0				

RPI S	Opponent	Score	RPI S	Opponent	Score	RPI S	Opponent	Score	RPI S	Opponent	Score	Team's RPI: 143
46	H St. Mary's (CA)	64 65	57	A Fresno St.	56 67	101	H UC Davis	72 64				
			74	A Colorado St.	63 65	107	A CSUN	58 70				
			80	A Hawaii	64 79	107	H CSUN	63 54				
			80	H Hawaii	70 65	123	H Bakersfield	71 66				
			99	A Long Beach St.	58 57	140	A UC Riverside	78 82				
			99	H Long Beach St.	74 85	140	H UC Riverside	70 68				
						141	A New Mexico	68 84				
						145	A New Mexico St.	65 79				
						159	H Dartmouth	61 74				
						203	H Pepperdine	69 76				
						221	A Cal St. Fullerton	57 48				
						221	H Cal St. Fullerton	60 74				
						227	A Santa Clara	79 73				
						264	H A&M-Corpus Christi	63 48				
						271	A Loyola Marymount	87 79				
						275	H UC Irvine	74 58				
						289	H Portland	76 67				
						332	A UC Santa Barbara	56 41				
LAST 12 Division I GAMES:												
140	H UC Riverside	70 68	101	H UC Davis	72 64							
221	H Cal St. Fullerton	60 74	140	A UC Riverside	78 82							
99	A Long Beach St.	58 57	221	A Cal St. Fullerton	57 48							
107	A CSUN	58 70	107	H CSUN	63 54							
80	A Hawaii	64 79	99	H Long Beach St.	74 85							
275	H UC Irvine	74 58	332	A UC Santa Barbara	56 41							

Non-Div I Games:

Cal Poly

■ Loss, 
 ■ Non-Conf, S Site, 
 ■ Home 
 ■ Away 
 N Neutral

Average RPI Win:	251	WON-LOST	WINNING	LAST 10	STRENGTH OF	OPP. STRENGTH	TEAM	ADJ.	CONF.	ADJ CONF.
Average RPI Loss:	121	RECORD	PCT. RANK	GAMES	SCHEDULE	OF SCHEDULE	RPI	RPI	RPI	RPI
DIV. I ONLY	10- 15	235	2- 8	195	201	221	221	15	15	
DIV. I NON-CONF.	6- 7	174	0- 0	152	288	172	172	15	15	
TOTALS	RPI 1-25	RPI 26-50	W-L RECORDS	RPI 51-100	RPI 101-150	RPI 150+				
10- 15	0- 0	0- 0	OVERALL	0- 7	3- 5	7- 3				
4- 6	0- 0	0- 0	HOME	0- 3	1- 2	3- 1				
6- 8	0- 0	0- 0	AWAY	0- 4	2- 3	4- 1				
0- 1	0- 0	0- 0	NEUTRAL	0- 0	0- 0	0- 1				
6- 7	0- 0	0- 0	NON-CONFERENCE	0- 5	1- 0	5- 2				
2- 3	0- 0	0- 0	HOME	0- 2	0- 0	2- 1				
4- 3	0- 0	0- 0	AWAY	0- 3	1- 0	3- 0				
0- 1	0- 0	0- 0	NEUTRAL	0- 0	0- 0	0- 1				
4- 8	0- 0	0- 0	CONFERENCE	0- 2	2- 5	2- 1				
2- 3	0- 0	0- 0	HOME	0- 1	1- 2	1- 0				
2- 5	0- 0	0- 0	AWAY	0- 1	1- 3	1- 1				
0- 0	0- 0	0- 0	NEUTRAL	0- 0	0- 0	0- 0				

RPI 1-25			RPI 26-50			RPI 51-100			RPI 101+			Team's RPI: 221
RPI	S	Opponent	Score	RPI	S	Opponent	Score	RPI	S	Opponent	Score	
						57 A Fresno St.	52 57	101 A UC Davis		59 64		
						59 A San Diego	54 60	101 H UC Davis		67 74		
						79 A South Dakota	50 86	107 A CSUN		51 82		
						80 H Hawaii	43 54	140 A UC Riverside		69 77		
						81 H Villanova	43 50	140 H UC Riverside		58 49		
						83 H Albany (NY)	49 71	143 A Cal Poly		74 60		
						99 A Long Beach St.	70 74	143 H Cal Poly		48 57		
								145 A New Mexico St.		66 51		
								161 N Eastern Mich.		74 78		
								196 H Montana St.		47 63		
								249 A Weber St.		70 68		
								259 H North Dakota St.		86 79		
								275 A UC Irvine		62 51		
								299 A Denver		78 61		
								324 A Seattle		66 59		
								332 A UC Santa Barbara		39 48		
								332 H UC Santa Barbara		54 50		
								339 H UMKC		72 52		
LAST 12 Division I GAMES:												
332 A		UC Santa Barbara	39 48	99 A		Long Beach St.	70 74					
143 A		Cal Poly	74 60	332 H		UC Santa Barbara	54 50					
80 H		Hawaii	43 54	143 H		Cal Poly	48 57					
101 H		UC Davis	67 74	101 A		UC Davis	59 64					
107 A		CSUN	51 82	275 A		UC Irvine	62 51					
140 A		UC Riverside	69 77	140 H		UC Riverside	58 49					

Non-Div I Games:

Cal St. Fullerton

■ Loss, 
 ■ Non-Conf, 
 ■ S Site, 
 ■ H Home 
 ■ A Away 
 N Neutral

## California

Through Games Of Feb. 22, 2015

Average RPI Win:	115	WON-LOST	WINNING	LAST 10	STRENGTH OF	OPP. STRENGTH	TEAM	ADJ.	CONF.	ADJ CONF.
Average RPI Loss:	49	RECORD	PCT. RANK	GAMES	SCHEDULE	OF SCHEDULE	RPI	RPI	RPI	RPI
DIV. I ONLY	20- 7	42	8- 2	29	14	28	28	5	5	
DIV. I NON-CONF.	8- 3	71	0- 0	32	64	35	35	4	4	
TOTALS	RPI 1-25	RPI 26-50	W-L RECORDS	RPI 51-100	RPI 101-150	RPI 150+				
20- 7	2- 3	2- 1	OVERALL	7- 3	4- 0	5- 0				
11- 4	0- 3	1- 0	HOME	3- 1	3- 0	4- 0				
8- 3	2- 0	1- 1	AWAY	4- 2	0- 0	1- 0				
1- 0	0- 0	0- 0	NEUTRAL	0- 0	1- 0	0- 0				
8- 3	0- 1	1- 0	NON-CONFERENCE	2- 2	3- 0	2- 0				
5- 1	0- 1	0- 0	HOME	1- 0	2- 0	2- 0				
2- 2	0- 0	1- 0	AWAY	1- 2	0- 0	0- 0				
1- 0	0- 0	0- 0	NEUTRAL	0- 0	1- 0	0- 0				
12- 4	2- 2	1- 1	CONFERENCE	5- 1	1- 0	3- 0				
6- 3	0- 2	1- 0	HOME	2- 1	1- 0	2- 0				
6- 1	2- 0	0- 1	AWAY	3- 0	0- 0	1- 0				
0- 0	0- 0	0- 0	NEUTRAL	0- 0	0- 0	0- 0				

RPI 1-25				RPI 26-50				Team's RPI: 28				RPI 51-100				RPI 101+			
RPI	S	Opponent	Score	RPI	S	Opponent	Score	RPI	S	Opponent	Score	RPI	S	Opponent	Score	RPI	S	Opponent	Score
7	H	Louisville	57 70	29	A	Washington	77 79	63	A	Washington St.	70 62	109	N	Missouri	82 70				
10	A	Arizona St.	50 49	29	H	Washington	82 58	63	H	Washington St.	57 54	126	H	Colorado	75 59				
10	H	Arizona St.	52 67	44	A	Pacific	84 64	78	H	Creighton	94 69	128	H	Sacramento St.	107 94				
22	A	Stanford	63 53					80	A	Hawaii	79 72	142	H	Old Dominion	79 59				
22	H	Stanford	47 59					82	A	Southern California	67 53	186	A	Arizona	65 46				
								82	H	Southern California	54 65	186	H	Arizona	68 56				
								93	A	UCLA	72 57	235	H	Utah	67 49				
								93	H	UCLA	70 64	254	H	San Jose St.	110 87				
								95	A	Kansas	39 62	280	H	Nevada	76 54				
								99	A	Long Beach St.	56 58								
LAST 12 Division I GAMES:																			
22	A	Stanford	63 53	63	H	Washington St.	57 54												
22	H	Stanford	47 59	29	H	Washington	82 58												
82	H	Southern California	54 65	93	A	UCLA	72 57												
93	H	UCLA	70 64	82	A	Southern California	67 53												
10	A	Arizona St.	50 49	186	H	Arizona	68 56												
186	A	Arizona	65 46	10	H	Arizona St.	52 67												

Non-Div I Games:

California

■ Loss, 
 ■ Non-Conf, S Site, 
 ■ Home 
 ■ Away 
 N Neutral



Average RPI Win: <b>289</b>	WON-LOST	WINNING	LAST 10	STRENGTH OF	OPP. STRENGTH	TEAM	ADJ.	CONF.	ADJ CONF.
Average RPI Loss: <b>194</b>	RECORD	PCT. RANK	GAMES	SCHEDULE	OF SCHEDULE	RPI	RPI	RPI	RPI
DIV. I ONLY	15- 10	102	6- 4	331	336	214	214	28	28
DIV. I NON-CONF.	3- 4	197	0- 0	313	314	279	279	32	32
TOTALS	RPI 1-25	RPI 26-50	W-L RECORDS	RPI 51-100	RPI 101-150	RPI 150+			
15- 10	0- 0	0- 1	OVERALL	0- 1	0- 1	15- 7			
10- 1	0- 0	0- 0	HOME	0- 0	0- 1	10- 0			
4- 9	0- 0	0- 1	AWAY	0- 1	0- 0	4- 7			
1- 0	0- 0	0- 0	NEUTRAL	0- 0	0- 0	1- 0			
3- 4	0- 0	0- 1	NON-CONFERENCE	0- 0	0- 1	3- 2			
2- 1	0- 0	0- 0	HOME	0- 0	0- 1	2- 0			
0- 3	0- 0	0- 1	AWAY	0- 0	0- 0	0- 2			
1- 0	0- 0	0- 0	NEUTRAL	0- 0	0- 0	1- 0			
12- 6	0- 0	0- 0	CONFERENCE	0- 1	0- 0	12- 5			
8- 0	0- 0	0- 0	HOME	0- 0	0- 0	8- 0			
4- 6	0- 0	0- 0	AWAY	0- 1	0- 0	4- 5			
0- 0	0- 0	0- 0	NEUTRAL	0- 0	0- 0	0- 0			

RPI 1-25				RPI 26-50				RPI 51-100				RPI 101+ Team's RPI: 214			
RPI	S	Opponent	Score	RPI	S	Opponent	Score	RPI	S	Opponent	Score	RPI	S	Opponent	Score
				39	A	Stetson	63 76	88	A	Liberty	40 64	120	H	Elon	51 77
												188	A	Radford	43 67
												188	H	Radford	65 62
												191	A	High Point	59 79
												191	H	High Point	64 61
												204	A	Winthrop	59 61
												204	H	Winthrop	62 52
												236	A	Presbyterian	42 51
												236	H	Presbyterian	58 45
												243	A	UNCW	80 89
												260	N	Bethune-Cookman	66 55
												283	A	Gardner-Webb	72 62
												283	H	Gardner-Webb	75 74
												310	H	Mt. St. Mary's	60 42
												313	A	Western Caro.	57 67
												315	A	Coastal Caro.	40 50
												327	A	UNC Asheville	56 51
												327	H	UNC Asheville	60 55
												331	H	N.C. Central	65 60
												346	A	Longwood	65 58
												346	H	Longwood	68 56
												348	A	Charleston So.	69 65
												348	H	Charleston So.	61 47
LAST 12 Division I GAMES:															
				188	A	Radford	43 67					346	H	Longwood	68 56
				283	A	Gardner-Webb	72 62					236	A	Presbyterian	42 51
				191	H	High Point	64 61					88	A	Liberty	40 64
				327	A	UNC Asheville	56 51					315	A	Coastal Caro.	40 50
				348	H	Charleston So.	61 47					188	H	Radford	65 62
				204	H	Winthrop	62 52					283	H	Gardner-Webb	75 74

Non-Div I Games: Pfeiffer 89 61 Brevard 72 51

Campbell

## Canisius

Through Games Of Feb. 22, 2015

Average RPI Win: <b>299</b>	WON-LOST	WINNING	LAST 10	STRENGTH OF	OPP. STRENGTH	TEAM	ADJ.	CONF.	ADJ CONF.
Average RPI Loss: <b>133</b>	RECORD	PCT. RANK	GAMES	SCHEDULE	OF SCHEDULE	RPI	RPI	RPI	RPI
DIV. I ONLY	9- 18	266	3- 7	222	229	256	256	24	24
DIV. I NON-CONF.	2- 7	290	0- 0	117	152	241	241	23	23
TOTALS	RPI 1-25	RPI 26-50	W-L RECORDS	RPI 51-100	RPI 101-150	RPI 150+			
9- 18	0- 1	0- 2	OVERALL	0- 3	0- 4	9- 8			
4- 9	0- 0	0- 1	HOME	0- 2	0- 1	4- 5			
5- 9	0- 1	0- 1	AWAY	0- 1	0- 3	5- 3			
0- 0	0- 0	0- 0	NEUTRAL	0- 0	0- 0	0- 0			
2- 7	0- 1	0- 0	NON-CONFERENCE	0- 3	0- 2	2- 1			
1- 3	0- 0	0- 0	HOME	0- 2	0- 0	1- 1			
1- 4	0- 1	0- 0	AWAY	0- 1	0- 2	1- 0			
0- 0	0- 0	0- 0	NEUTRAL	0- 0	0- 0	0- 0			
7- 11	0- 0	0- 2	CONFERENCE	0- 0	0- 2	7- 7			
3- 6	0- 0	0- 1	HOME	0- 0	0- 1	3- 4			
4- 5	0- 0	0- 1	AWAY	0- 0	0- 1	4- 3			
0- 0	0- 0	0- 0	NEUTRAL	0- 0	0- 0	0- 0			

RPI 1-25				RPI 26-50				RPI 51-100				RPI 101+ Team's RPI: 256			
RPI	S	Opponent	Score	RPI	S	Opponent	Score	RPI	S	Opponent	Score	RPI	S	Opponent	Score
25	A	Syracuse	37 <b>70</b>	31	A	Quinnipiac	85 <b>88</b>	55	A	Michigan	43 <b>79</b>	117	A	Marist	64 <b>74</b>
				31	H	Quinnipiac	66 <b>86</b>	65	H	Youngstown St.	48 <b>80</b>	117	H	Marist	49 <b>63</b>
								83	H	Albany (NY)	59 <b>64</b>	132	A	Bryant	68 <b>71</b>
												135	A	St. Bonaventure	46 <b>62</b>
												162	H	Buffalo	55 <b>72</b>
												175	H	Siena	70 <b>71</b>
												179	A	Iona	75 <b>85</b>
												179	H	Iona	62 <b>80</b>
												183	A	Fairfield	58 <b>61</b>
												183	H	Fairfield	54 <b>63</b>
												228	A	Niagara	66 55
												251	A	Monmouth	75 58
												251	H	Monmouth	62 49
												269	A	Rider	51 <b>52</b>
												269	H	Rider	56 <b>58</b>
												320	H	Binghamton	91 75
												322	A	Saint Francis (PA)	87 74
												323	A	Manhattan	56 45
												323	H	Manhattan	55 44
												336	A	Saint Peter's	57 45
												336	H	Saint Peter's	75 50
LAST 12 Division I GAMES:															
251	H	Monmouth	62 49	269	A	Rider	51 <b>52</b>	251	A	Monmouth	75 58				
269	H	Rider	56 <b>58</b>	179	H	Iona	62 <b>80</b>	228	A	Niagara	66 55				
31	A	Quinnipiac	85 <b>88</b>	336	A	Saint Peter's	57 45	117	A	Marist	64 <b>74</b>				
183	A	Fairfield	58 <b>61</b>												
117	H	Marist	49 <b>63</b>												
183	H	Fairfield	54 <b>63</b>												

Non-Div I Games:

Canisius

■ Loss, 
 ■ Non-Conf, S Site, 
 ■ Home 
 ■ Away 
 N Neutral

## Central Ark.

Through Games Of Feb. 22, 2015

Average RPI Win: <b>292</b>	WON-LOST	WINNING	LAST 10	STRENGTH OF	OPP. STRENGTH	TEAM	ADJ.	CONF.	ADJ CONF.
Average RPI Loss: <b>195</b>	RECORD	PCT. RANK	GAMES	SCHEDULE	OF SCHEDULE	RPI	RPI	RPI	RPI
DIV. I ONLY	11- 11	173	6- 4	324	331	262	262	27	27
DIV. I NON-CONF.	3- 5	215	0- 0	237	338	262	262	27	27
TOTALS	RPI 1-25	RPI 26-50	W-L RECORDS	RPI 51-100	RPI 101-150	RPI 150+			
11- 11	0- 0	0- 1	OVERALL	0- 1	0- 1	11- 8			
6- 5	0- 0	0- 0	HOME	0- 0	0- 1	6- 4			
4- 5	0- 0	0- 1	AWAY	0- 1	0- 0	4- 3			
1- 1	0- 0	0- 0	NEUTRAL	0- 0	0- 0	1- 1			
3- 5	0- 0	0- 1	NON-CONFERENCE	0- 1	0- 0	3- 3			
1- 2	0- 0	0- 0	HOME	0- 0	0- 0	1- 2			
1- 2	0- 0	0- 1	AWAY	0- 1	0- 0	1- 0			
1- 1	0- 0	0- 0	NEUTRAL	0- 0	0- 0	1- 1			
8- 6	0- 0	0- 0	CONFERENCE	0- 0	0- 1	8- 5			
5- 3	0- 0	0- 0	HOME	0- 0	0- 1	5- 2			
3- 3	0- 0	0- 0	AWAY	0- 0	0- 0	3- 3			
0- 0	0- 0	0- 0	NEUTRAL	0- 0	0- 0	0- 0			

RPI 1-25			RPI 26-50			RPI 51-100			RPI 101+ Team's RPI: 262		
RPI	S	Opponent	Score	RPI	S	Opponent	Score	RPI	S	Opponent	Score
				30	A	Western Ky.	57 <b>93</b>	90	A	Georgia Tech	50 <b>88</b>
								129	H	Stephen F. Austin	46 <b>73</b>
								172	A	Lamar	46 <b>82</b>
								211	H	Jacksonville St.	54 <b>63</b>
								212	A	Northwestern St.	52 <b>54</b>
								212	H	Northwestern St.	63 46
								219	H	McNeese St.	63 <b>65</b>
								220	H	Nicholls St.	72 <b>75</b>
								245	A	Abilene Christian	66 60
								264	H	A&M-Corpus Christi	63 59
								265	H	Austin Peay	63 54
								268	N	Eastern Ky.	55 <b>56</b>
								285	N	Jackson St.	56 45
								287	A	Houston Baptist	37 <b>58</b>
								293	H	Sam Houston St.	66 63
								303	H	Southeast Mo. St.	46 <b>48</b>
								319	A	Southeastern La.	60 48
								325	A	Alcorn	62 36
								333	A	New Orleans	53 46
								333	H	New Orleans	50 44
								341	H	Incarate Word	58 49
LAST 12 Division I GAMES:											
293	H	Sam Houston St.	66 63	212	H	Northwestern St.	63 46				
219	H	McNeese St.	63 <b>65</b>	220	H	Nicholls St.	72 <b>75</b>				
341	H	Incarate Word	58 49	333	A	New Orleans	53 46				
212	A	Northwestern St.	52 <b>54</b>	287	A	Houston Baptist	37 <b>58</b>				
333	H	New Orleans	50 44	172	A	Lamar	46 <b>82</b>				
319	A	Southeastern La.	60 48	129	H	Stephen F. Austin	46 <b>73</b>				

Non-Div I Games: Williams Baptist 73 57 Blue Mountain 71 30 Lyon 59 43 Central Baptist 72 39  
Central Ark.

Loss, Non-Conf, S Site, H Home A Away N Neutral

Average RPI Win:	252	WON-LOST	WINNING	LAST 10	STRENGTH OF	OPP. STRENGTH	TEAM	ADJ.	CONF.	ADJ CONF.
Average RPI Loss:	154	RECORD	PCT. RANK	GAMES	SCHEDULE	OF SCHEDULE	RPI	RPI	RPI	RPI
DIV. I ONLY	16- 10	97	3- 4	223	295	152	152	29	29	
DIV. I NON-CONF.	4- 7	220	0- 1	63	194	150	150	28	28	
TOTALS	RPI 1-25	RPI 26-50	W-L RECORDS	RPI 51-100	RPI 101-150	RPI 150+				
16- 10	0- 1	0- 0	OVERALL	1- 3	1- 1	14- 5				
9- 4	0- 0	0- 0	HOME	0- 3	1- 0	8- 1				
7- 6	0- 0	0- 0	AWAY	1- 0	0- 0	6- 0				
0- 0	0- 0	0- 0	NEUTRAL	0- 0	0- 0	0- 0				
4- 7	0- 1	0- 0	NON-CONFERENCE	1- 3	0- 1	3- 2				
1- 4	0- 0	0- 0	HOME	0- 3	0- 0	1- 1				
3- 3	0- 1	0- 0	AWAY	1- 0	0- 1	2- 1				
0- 0	0- 0	0- 0	NEUTRAL	0- 0	0- 0	0- 0				
12- 3	0- 0	0- 0	CONFERENCE	0- 0	1- 0	11- 3				
8- 0	0- 0	0- 0	HOME	0- 0	1- 0	7- 0				
4- 3	0- 0	0- 0	AWAY	0- 0	0- 0	4- 3				
0- 0	0- 0	0- 0	NEUTRAL	0- 0	0- 0	0- 0				

RPI 1-25				RPI 26-50				RPI 51-100				RPI 101+ Team's RPI: 152			
RPI	S	Opponent	Score	RPI	S	Opponent	Score	RPI	S	Opponent	Score	RPI	S	Opponent	Score
25	A	Syracuse	43 74					77	H	Fordham	36 72	121	A	Rhode Island	46 58
								84	H	Maine	58 72	132	H	Bryant	70 59
								86	H	Army	60 74	163	A	Robert Morris	48 60
								91	A	Hofstra	71 66	163	H	Robert Morris	63 46
												173	H	Hartford	63 75
												175	A	Siena	57 79
												198	A	Sacred Heart	62 49
												198	H	Sacred Heart	70 58
												218	A	New Hampshire	64 58
												225	A	UMass Lowell	81 58
												295	A	St. Francis Brooklyn	51 49
												295	H	St. Francis Brooklyn	61 43
												302	H	Vermont	77 75
												310	A	Mt. St. Mary's	50 54
												310	H	Mt. St. Mary's	60 49
												311	A	LIU Brooklyn	68 54
												311	H	LIU Brooklyn	75 70
												317	H	Fairleigh Dickinson	82 53
												322	A	Saint Francis (PA)	48 61
												330	A	Wagner	83 67
												330	H	Wagner	77 61
LAST 12 Division I GAMES:															
				77	H	Fordham	36 72					295	H	St. Francis Brooklyn	61 43
				310	H	Mt. St. Mary's	60 49					311	A	LIU Brooklyn	68 54
				310	A	Mt. St. Mary's	50 54					330	A	Wagner	83 67
				198	H	Sacred Heart	70 58					295	A	St. Francis Brooklyn	51 49
				322	A	Saint Francis (PA)	48 61					330	H	Wagner	77 61
				163	A	Robert Morris	48 60					311	H	LIU Brooklyn	75 70

Non-Div I Games:

Central Conn. St.

■ Loss, 
 ■ Non-Conf, 
 ■ S Site, 
 ■ Home 
 ■ A Away 
 N Neutral

Average RPI Win:	225	WON-LOST	WINNING	LAST 10	STRENGTH OF	OPP. STRENGTH	TEAM	ADJ.	CONF.	ADJ CONF.
Average RPI Loss:	70	RECORD	PCT. RANK	GAMES	SCHEDULE	OF SCHEDULE	RPI	RPI	RPI	RPI
DIV. I ONLY	12- 13	190	3- 7	62	122	133	133	16	16	
DIV. I NON-CONF.	5- 6	177	0- 0	35	31	120	120	17	17	
TOTALS	RPI 1-25	RPI 26-50	W-L RECORDS	RPI 51-100	RPI 101-150	RPI 150+				
12- 13	0- 4	0- 1	OVERALL	2- 4	0- 2	10- 2				
7- 5	0- 2	0- 0	HOME	1- 2	0- 1	6- 0				
3- 7	0- 1	0- 1	AWAY	0- 2	0- 1	3- 2				
2- 1	0- 1	0- 0	NEUTRAL	1- 0	0- 0	1- 0				
5- 6	0- 4	0- 1	NON-CONFERENCE	1- 0	0- 0	4- 1				
3- 2	0- 2	0- 0	HOME	0- 0	0- 0	3- 0				
0- 3	0- 1	0- 1	AWAY	0- 0	0- 0	0- 1				
2- 1	0- 1	0- 0	NEUTRAL	1- 0	0- 0	1- 0				
7- 7	0- 0	0- 0	CONFERENCE	1- 4	0- 2	6- 1				
4- 3	0- 0	0- 0	HOME	1- 2	0- 1	3- 0				
3- 4	0- 0	0- 0	AWAY	0- 2	0- 1	3- 1				
0- 0	0- 0	0- 0	NEUTRAL	0- 0	0- 0	0- 0				

RPI 1-25				RPI 26-50				RPI 51-100				RPI 101+ Team's RPI: 133			
RPI	S	Opponent	Score	RPI	S	Opponent	Score	RPI	S	Opponent	Score	RPI	S	Opponent	Score
4	N	South Carolina	45 80	37	A	Minnesota	64 67	58	A	Ohio	51 71	114	H	Toledo	46 61
11	H	Kentucky	68 71					58	H	Ohio	66 74	119	A	Ball St.	64 73
15	A	Dayton	76 86					75	H	Akron	72 74	158	A	Memphis	61 62
15	H	Dayton	89 98					89	A	Western Mich.	64 69	161	A	Eastern Mich.	64 85
								89	H	Western Mich.	63 51	162	H	Buffalo	66 58
								96	N	Richmond	61 56	167	N	Oregon	73 67
												197	H	Massachusetts	72 70
												238	H	Oakland	74 69
												253	H	Northern Ill.	56 43
												286	A	Miami (OH)	60 54
												288	A	Kent St.	83 62
												288	H	Kent St.	65 63
												294	A	Bowling Green	57 54
												347	H	Delaware St.	91 63
LAST 12 Division I GAMES:															
89	H	Western Mich.	63 51	58	H	Ohio	66 74								
119	A	Ball St.	64 73	288	H	Kent St.	65 63								
161	A	Eastern Mich.	64 85	75	H	Akron	72 74								
114	H	Toledo	46 61	58	A	Ohio	51 71								
89	A	Western Mich.	64 69	286	A	Miami (OH)	60 54								
294	A	Bowling Green	57 54	253	H	Northern Ill.	56 43								

Non-Div I Games:

Central Mich.

■ Loss, 
 ■ Non-Conf, 
 S Site, 
 ■ Home 
 ■ Away 
 N Neutral

Average RPI Win:	327	WON-LOST	WINNING	LAST 10	STRENGTH OF	OPP. STRENGTH	TEAM	ADJ.	CONF.	ADJ CONF.
Average RPI Loss:	226	RECORD	PCT. RANK	GAMES	SCHEDULE	OF SCHEDULE	RPI	RPI	RPI	RPI
DIV. I ONLY	1- 22	346	1- 8	270	340	348	348	28	28	
DIV. I NON-CONF.	0- 5	339	0- 0	318	246	349	349	32	32	
TOTALS	RPI 1-25	RPI 26-50	W-L RECORDS	RPI 51-100	RPI 101-150	RPI 150+				
1- 22	0- 0	0- 0	OVERALL	0- 2	0- 1	1- 19				
1- 7	0- 0	0- 0	HOME	0- 1	0- 0	1- 6				
0- 14	0- 0	0- 0	AWAY	0- 1	0- 1	0- 12				
0- 1	0- 0	0- 0	NEUTRAL	0- 0	0- 0	0- 1				
0- 5	0- 0	0- 0	NON-CONFERENCE	0- 0	0- 1	0- 4				
0- 0	0- 0	0- 0	HOME	0- 0	0- 0	0- 0				
0- 4	0- 0	0- 0	AWAY	0- 0	0- 1	0- 3				
0- 1	0- 0	0- 0	NEUTRAL	0- 0	0- 0	0- 1				
1- 17	0- 0	0- 0	CONFERENCE	0- 2	0- 0	1- 15				
1- 7	0- 0	0- 0	HOME	0- 1	0- 0	1- 6				
0- 10	0- 0	0- 0	AWAY	0- 1	0- 0	0- 9				
0- 0	0- 0	0- 0	NEUTRAL	0- 0	0- 0	0- 0				

RPI S	Opponent	Score	RPI S	Opponent	Score	RPI S	Opponent	Score	RPI S	Opponent	Score	Team's RPI: 348
88	A Liberty	53 64	88	H Liberty	51 86	148	A Florida	64 92	188	A Radford	51 53	
						188	H Radford	57 64	190	A Charlotte	43 75	
						191	A High Point	60 92	191	H High Point	44 77	
						204	A Winthrop	40 77	204	H Winthrop	50 79	
						211	N Jacksonville St.	43 70	214	A Campbell	47 61	
						214	H Campbell	65 69	236	A Presbyterian	40 71	
						243	A UNCW	70 80	283	A Gardner-Webb	54 70	
						283	H Gardner-Webb	56 62	300	A Wofford	48 55	
						315	A Coastal Caro.	51 65	315	H Coastal Caro.	62 71	
						327	A UNC Asheville	47 56	327	H UNC Asheville	70 57	
						346	A Longwood	71 79				
LAST 12 Division I GAMES:												
88	A Liberty	53 64	327	H UNC Asheville	70 57	204	A Winthrop	40 77	346	A Longwood	71 79	
315	A Coastal Caro.	51 65	243	A UNCW	70 80	236	A Presbyterian	40 71				
188	H Radford	57 64	283	H Gardner-Webb	56 62	88	H Liberty	51 86				
283	H Gardner-Webb	56 62	191	A High Point	60 92	315	H Coastal Caro.	62 71				
191	A High Point	60 92	214	A Campbell	47 61							

Non-Div I Games: Clearwater 90 37 Montreat 86 34 Columbia Int'l 74 33 Trinity Baptist 98 35 Charleston So.

Average RPI Win:	216	WON-LOST	WINNING	LAST 10	STRENGTH OF	OPP. STRENGTH	TEAM	ADJ.	CONF.	ADJ CONF.
Average RPI Loss:	127	RECORD	PCT. RANK	GAMES	SCHEDULE	OF SCHEDULE	RPI	RPI	RPI	RPI
DIV. I ONLY	11- 15	219	5- 5	110	149	190	190	17	17	
DIV. I NON-CONF.	4- 8	234	0- 0	100	133	210	210	18	18	
TOTALS	RPI 1-25	RPI 26-50	W-L RECORDS	RPI 51-100	RPI 101-150	RPI 150+				
11- 15	0- 2	0- 2	OVERALL	2- 1	2- 5	7- 5				
6- 6	0- 0	0- 2	HOME	0- 1	2- 1	4- 2				
5- 6	0- 1	0- 0	AWAY	2- 0	0- 3	3- 2				
0- 3	0- 1	0- 0	NEUTRAL	0- 0	0- 1	0- 1				
4- 8	0- 2	0- 0	NON-CONFERENCE	1- 1	0- 3	3- 2				
3- 2	0- 0	0- 0	HOME	0- 1	0- 1	3- 0				
1- 3	0- 1	0- 0	AWAY	1- 0	0- 1	0- 1				
0- 3	0- 1	0- 0	NEUTRAL	0- 0	0- 1	0- 1				
7- 7	0- 0	0- 2	CONFERENCE	1- 0	2- 2	4- 3				
3- 4	0- 0	0- 2	HOME	0- 0	2- 0	1- 2				
4- 3	0- 0	0- 0	AWAY	1- 0	0- 2	3- 1				
0- 0	0- 0	0- 0	NEUTRAL	0- 0	0- 0	0- 0				

RPI 1-25				RPI 26-50				RPI 51-100				RPI 101+ Team's RPI: 190			
RPI	S	Opponent	Score	RPI	S	Opponent	Score	RPI	S	Opponent	Score	RPI	S	Opponent	Score
4	A	South Carolina	61 82	30	H	Western Ky.	61 76	68	H	North Carolina St.	63 70	105	N	Montana	58 67
18	N	Princeton	43 73	50	H	Middle Tenn.	54 84	88	A	Liberty	79 77	119	A	Ball St.	66 76
								97	A	Southern Miss.	83 72	120	H	Elon	54 67
												124	H	Marshall	74 56
												125	A	Louisiana Tech	61 71
												142	A	Old Dominion	57 66
												142	H	Old Dominion	82 67
												174	H	UTSA	74 54
												205	N	Wake Forest	58 65
												208	H	UAB	52 60
												223	A	Fla. Atlantic	68 71
												235	A	Utah	52 54
												236	H	Presbyterian	66 50
												246	H	UTEP	72 75
												248	H	Davidson	86 51
												261	A	Rice	62 59
												321	A	North Texas	67 58
												337	A	FIU	81 62
												348	H	Charleston So.	75 43
LAST 12 Division I GAMES:															
				97	A	Southern Miss.	83 72	223	A	Fla. Atlantic	68 71				
				125	A	Louisiana Tech	61 71	50	H	Middle Tenn.	54 84				
				174	H	UTSA	74 54	208	H	UAB	52 60				
				246	H	UTEP	72 75	261	A	Rice	62 59				
				142	H	Old Dominion	82 67	321	A	North Texas	67 58				
				337	A	FIU	81 62	124	H	Marshall	74 56				

Non-Div I Games:

Charlotte

■ Loss, 
 ■ Non-Conf, 
 ■ S Site, 
 ■ H Home 
 ■ A Away 
 N Neutral

## Chattanooga

Through Games Of Feb. 22, 2015

Average RPI Win:	188	WON-LOST	WINNING	LAST 10	STRENGTH OF	OPP. STRENGTH	TEAM	ADJ.	CONF.	ADJ CONF.
Average RPI Loss:	27	RECORD	PCT. RANK	GAMES	SCHEDULE	OF SCHEDULE	RPI	RPI	RPI	RPI
DIV. I ONLY	24- 3	11	10- 0	89	164	26	26	20	20	
DIV. I NON-CONF.	12- 3	46	0- 0	14	87	11	11	22	22	
TOTALS	RPI 1-25	RPI 26-50	W-L RECORDS	RPI 51-100	RPI 101-150	RPI 150+				
24- 3	2- 2	0- 0	OVERALL	2- 1	6- 0	14- 0				
12- 1	2- 1	0- 0	HOME	1- 0	1- 0	8- 0				
10- 2	0- 1	0- 0	AWAY	0- 1	5- 0	5- 0				
2- 0	0- 0	0- 0	NEUTRAL	1- 0	0- 0	1- 0				
12- 3	2- 2	0- 0	NON-CONFERENCE	2- 1	3- 0	5- 0				
6- 1	2- 1	0- 0	HOME	1- 0	0- 0	3- 0				
4- 2	0- 1	0- 0	AWAY	0- 1	3- 0	1- 0				
2- 0	0- 0	0- 0	NEUTRAL	1- 0	0- 0	1- 0				
12- 0	0- 0	0- 0	CONFERENCE	0- 0	3- 0	9- 0				
6- 0	0- 0	0- 0	HOME	0- 0	1- 0	5- 0				
6- 0	0- 0	0- 0	AWAY	0- 0	2- 0	4- 0				
0- 0	0- 0	0- 0	NEUTRAL	0- 0	0- 0	0- 0				

RPI 1-25				RPI 26-50		Team's RPI: 26		RPI 51-100				RPI 101+			
RPI	S	Opponent	Score	RPI	S	Opponent	Score	RPI	S	Opponent	Score	RPI	S	Opponent	Score
1	H	Tennessee	67 63					53	A	Arkansas St.	52 57	115	A	East Tenn. St.	64 56
3	A	Notre Dame	53 88					79	N	South Dakota	67 54	122	A	Butler	76 47
22	H	Stanford	54 46					81	H	Villanova	49 45	134	A	UT Martin	65 54
24	H	South Fla.	57 59									146	A	Furman	47 40
												146	H	Furman	67 45
												147	A	Harvard	54 52
												166	A	Belmont	60 48
												177	N	SIUE	59 49
												187	H	Mercer	71 59
												193	A	Samford	56 49
												193	H	Samford	49 32
												202	H	N.C. A&T	58 43
												265	H	Austin Peay	76 65
												297	H	Morgan St.	55 40
												300	A	Wofford	70 43
												300	H	Wofford	68 41
												301	A	UNC Greensboro	81 46
												301	H	UNC Greensboro	76 52
												313	A	Western Caro.	66 41
												313	H	Western Caro.	83 52
LAST 12 Division I GAMES:															
				193	A	Samford	56 49					193	H	Samford	49 32
				313	A	Western Caro.	66 41					146	H	Furman	67 45
				301	H	UNC Greensboro	76 52					301	A	UNC Greensboro	81 46
				300	H	Wofford	68 41					313	H	Western Caro.	83 52
				115	A	East Tenn. St.	64 56					146	A	Furman	47 40
				187	H	Mercer	71 59					300	A	Wofford	70 43

Non-Div I Games:

Chattanooga

■ Loss, 
■ Non-Conf, S Site, 
■ Home 
■ Away 
N Neutral



Average RPI Win:	319	WON-LOST	WINNING	LAST 10	STRENGTH OF	OPP. STRENGTH	TEAM	ADJ.	CONF.	ADJ CONF.
Average RPI Loss:	216	RECORD	PCT. RANK	GAMES	SCHEDULE	OF SCHEDULE	RPI	RPI	RPI	RPI
DIV. I ONLY	2- 21	344	1- 8	275	337	345	345	30	30	
DIV. I NON-CONF.	1- 11	338	0- 0	224	331	330	330	30	30	
TOTALS	RPI 1-25	RPI 26-50	W-L RECORDS	RPI 51-100	RPI 101-150	RPI 150+				
2- 21	0- 0	0- 1	OVERALL	0- 3	0- 3	2- 14				
1- 11	0- 0	0- 1	HOME	0- 2	0- 1	1- 7				
1- 10	0- 0	0- 0	AWAY	0- 0	0- 0	1- 0				
0- 0	0- 0	0- 0	NEUTRAL	0- 0	0- 0	0- 0				
1- 11	0- 0	0- 1	NON-CONFERENCE	0- 3	0- 0	1- 7				
0- 6	0- 0	0- 1	HOME	0- 2	0- 0	0- 3				
1- 5	0- 0	0- 0	AWAY	0- 1	0- 0	1- 4				
0- 0	0- 0	0- 0	NEUTRAL	0- 0	0- 0	0- 0				
1- 10	0- 0	0- 0	CONFERENCE	0- 0	0- 3	1- 7				
1- 5	0- 0	0- 0	HOME	0- 0	0- 1	1- 4				
0- 5	0- 0	0- 0	AWAY	0- 0	0- 2	0- 3				
0- 0	0- 0	0- 0	NEUTRAL	0- 0	0- 0	0- 0				

RPI S	Opponent	Score	RPI S	Opponent	Score	RPI S	Opponent	Score	RPI S	Opponent	Score	Team's RPI: 345
35	H Northwestern	48 102	51	H DePaul	34 87	123	A Bakersfield	58 83	123	H Bakersfield	57 83	
			89	H Western Mich.	43 73	145	A New Mexico St.	53 70	199	A Ill.-Chicago	44 70	
			92	A Wright St.	40 81	216	A Tex.-Pan American	57 66	216	H Tex.-Pan American	60 75	
						232	H Western Ill.	55 90	238	A Oakland	40 66	
						276	H Grand Canyon	51 76	282	A Milwaukee	47 69	
						285	H Jackson St.	60 70	298	A NJIT	48 59	
						309	H IPFW	62 79	312	A Bradley	62 59	
						324	A Seattle	51 75	324	H Seattle	49 56	
						326	H Utah Valley	60 55	339	A UMKC	46 77	
						339	H UMKC	59 65				
LAST 12 Division I GAMES:												
324	H Seattle	49 56	326	H Utah Valley	60 55							
123	H Bakersfield	57 83	123	A Bakersfield	58 83							
339	A UMKC	46 77	324	A Seattle	51 75							
216	A Tex.-Pan American	57 66	339	H UMKC	59 65							
145	A New Mexico St.	53 70	216	H Tex.-Pan American	60 75							
276	H Grand Canyon	51 76	298	A NJIT	48 59							

Non-Div I Games: Ind.-Northwest 78 56 St. Joseph's (IN) 61 58

Chicago St.

Average RPI Win: <b>262</b>	WON-LOST	WINNING	LAST 10	STRENGTH OF	OPP. STRENGTH	TEAM	ADJ.	CONF.	ADJ CONF.
Average RPI Loss: <b>125</b>	RECORD	PCT. RANK	GAMES	SCHEDULE	OF SCHEDULE	RPI	RPI	RPI	RPI
DIV. I ONLY	6- 20	302	1- 6	149	123	277	277	7	7
DIV. I NON-CONF.	3- 8	263	0- 1	252	237	305	305	7	7
TOTALS	RPI 1-25	RPI 26-50	W-L RECORDS	RPI 51-100	RPI 101-150	RPI 150+			
6- 20	0- 3	0- 1	OVERALL	0- 5	0- 2	6- 9			
5- 6	0- 1	0- 1	HOME	0- 1	0- 0	5- 3			
1- 12	0- 2	0- 0	AWAY	0- 3	0- 2	1- 5			
0- 2	0- 0	0- 0	NEUTRAL	0- 1	0- 0	0- 1			
3- 8	0- 0	0- 0	NON-CONFERENCE	0- 3	0- 1	3- 4			
3- 1	0- 0	0- 0	HOME	0- 0	0- 0	3- 1			
0- 5	0- 0	0- 0	AWAY	0- 2	0- 1	0- 2			
0- 2	0- 0	0- 0	NEUTRAL	0- 1	0- 0	0- 1			
3- 12	0- 3	0- 1	CONFERENCE	0- 2	0- 1	3- 5			
2- 5	0- 1	0- 1	HOME	0- 1	0- 0	2- 2			
1- 7	0- 2	0- 0	AWAY	0- 1	0- 1	1- 3			
0- 0	0- 0	0- 0	NEUTRAL	0- 0	0- 0	0- 0			

RPI 1-25				RPI 26-50				RPI 51-100				RPI 101+ Team's RPI: 277			
RPI	S	Opponent	Score	RPI	S	Opponent	Score	RPI	S	Opponent	Score	RPI	S	Opponent	Score
5	A	UConn	36 <b>96</b>	47	H	Tulane	50 <b>60</b>	52	A	Iowa St.	54 <b>85</b>	134	A	UT Martin	61 <b>62</b>
5	H	UConn	31 <b>96</b>					62	A	East Carolina	40 <b>53</b>	136	A	Tulsa	52 <b>74</b>
24	A	South Fla.	36 <b>75</b>					62	H	East Carolina	53 <b>78</b>	151	A	Temple	50 <b>83</b>
								78	N	Creighton	52 <b>63</b>	151	H	Temple	64 <b>81</b>
								93	A	UCLA	58 <b>66</b>	158	A	Memphis	38 <b>41</b>
												158	H	Memphis	44 <b>56</b>
												184	H	Delaware	67 59
												185	A	Northern Ky.	52 <b>66</b>
												192	H	Xavier	71 <b>72</b>
												237	H	Detroit	70 38
												254	N	San Jose St.	54 <b>79</b>
												263	A	UCF	51 <b>66</b>
												263	H	UCF	70 54
												273	A	Houston	76 73
												273	H	Houston	69 66
												294	A	Bowling Green	55 <b>66</b>
												340	H	Ark.-Pine Bluff	73 57
LAST 12 Division I GAMES:															
254	N	San Jose St.	54 <b>79</b>	273	H	Houston	69 66								
62	A	East Carolina	40 <b>53</b>	158	H	Memphis	44 <b>56</b>								
263	A	UCF	51 <b>66</b>	5	H	UConn	31 <b>96</b>								
62	H	East Carolina	53 <b>78</b>	151	A	Temple	50 <b>83</b>								
24	A	South Fla.	36 <b>75</b>	158	A	Memphis	38 <b>41</b>								
5	A	UConn	36 <b>96</b>	263	H	UCF	70 54								

Non-Div I Games:

Cincinnati

Average RPI Win:	242	WON-LOST	WINNING	LAST 10	STRENGTH OF	OPP. STRENGTH	TEAM	ADJ.	CONF.	ADJ CONF.
Average RPI Loss:	52	RECORD	PCT. RANK	GAMES	SCHEDULE	OF SCHEDULE	RPI	RPI	RPI	RPI
DIV. I ONLY	9- 18	266	0- 10	20	66	178	178	3	3	
DIV. I NON-CONF.	8- 5	123	0- 0	71	269	103	103	3	3	
TOTALS	RPI 1-25	RPI 26-50	W-L RECORDS	RPI 51-100	RPI 101-150	RPI 150+				
9- 18	0- 8	0- 2	OVERALL	0- 6	3- 1	6- 1				
9- 6	0- 4	0- 0	HOME	0- 1	3- 1	6- 0				
0- 9	0- 3	0- 1	AWAY	0- 4	0- 0	0- 1				
0- 3	0- 1	0- 1	NEUTRAL	0- 1	0- 0	0- 0				
8- 5	0- 2	0- 2	NON-CONFERENCE	0- 1	3- 0	5- 0				
8- 0	0- 0	0- 0	HOME	0- 0	3- 0	5- 0				
0- 2	0- 1	0- 1	AWAY	0- 0	0- 0	0- 0				
0- 3	0- 1	0- 1	NEUTRAL	0- 1	0- 0	0- 0				
1- 13	0- 6	0- 0	CONFERENCE	0- 5	0- 1	1- 1				
1- 6	0- 4	0- 0	HOME	0- 1	0- 1	1- 0				
0- 7	0- 2	0- 0	AWAY	0- 4	0- 0	0- 1				
0- 0	0- 0	0- 0	NEUTRAL	0- 0	0- 0	0- 0				

RPI 1-25				RPI 26-50				RPI 51-100				RPI 101+ Team's RPI: 178			
RPI	S	Opponent	Score	RPI	S	Opponent	Score	RPI	S	Opponent	Score	RPI	S	Opponent	Score
3	H	Notre Dame	36 74	36	N	Ohio St.	77 86	54	N	Wichita St.	48 63	106	H	Virginia	72 77
4	A	South Carolina	41 99	50	A	Middle Tenn.	28 69	56	A	Miami (FL)	42 79	118	H	Troy	82 73
7	H	Louisville	49 81					68	A	North Carolina St.	50 76	146	H	Furman	79 69
12	H	North Carolina	56 78					90	A	Georgia Tech	66 74	149	H	North Dakota	72 67
13	A	Florida St.	38 81					90	H	Georgia Tech	59 71	205	A	Wake Forest	62 64
13	H	Florida St.	52 82					100	A	Boston College	53 68	210	H	Virginia Tech	63 54
14	A	Duke	60 89									279	H	South Carolina St.	66 57
16	N	FGCU	61 86									298	H	NJIT	64 47
												301	H	UNC Greensboro	80 51
												335	H	Tennessee Tech	76 61
												346	H	Longwood	72 56
LAST 12 Division I GAMES:															
90	H	Georgia Tech	59 71	205	A	Wake Forest	62 64								
13	A	Florida St.	38 81	3	H	Notre Dame	36 74								
7	H	Louisville	49 81	12	H	North Carolina	56 78								
14	A	Duke	60 89	56	A	Miami (FL)	42 79								
100	A	Boston College	53 68	68	A	North Carolina St.	50 76								
106	H	Virginia	72 77	13	H	Florida St.	52 82								

Non-Div I Games:

Clemson

■ Loss, 
■ Non-Conf, S Site, 
■ Home 
■ Away 
N Neutral

Average RPI Win:	211	WON-LOST	WINNING	LAST 10	STRENGTH OF	OPP. STRENGTH	TEAM	ADJ.	CONF.	ADJ CONF.
Average RPI Loss:	116	RECORD	PCT. RANK	GAMES	SCHEDULE	OF SCHEDULE	RPI	RPI	RPI	RPI
DIV. I ONLY	13- 10	133	6- 4	120	185	108	108	12	12	
DIV. I NON-CONF.	6- 5	145	0- 0	163	213	138	138	13	13	
TOTALS	RPI 1-25	RPI 26-50	W-L RECORDS	RPI 51-100	RPI 101-150	RPI 150+				
13- 10	0- 0	0- 3	OVERALL	2- 3	1- 0	10- 4				
9- 2	0- 0	0- 1	HOME	2- 0	1- 0	6- 1				
4- 8	0- 0	0- 2	AWAY	0- 3	0- 0	4- 3				
0- 0	0- 0	0- 0	NEUTRAL	0- 0	0- 0	0- 0				
6- 5	0- 0	0- 1	NON-CONFERENCE	1- 1	1- 0	4- 3				
4- 1	0- 0	0- 0	HOME	1- 0	1- 0	2- 1				
2- 4	0- 0	0- 1	AWAY	0- 1	0- 0	2- 2				
0- 0	0- 0	0- 0	NEUTRAL	0- 0	0- 0	0- 0				
7- 5	0- 0	0- 2	CONFERENCE	1- 2	0- 0	6- 1				
5- 1	0- 0	0- 1	HOME	1- 0	0- 0	4- 0				
2- 4	0- 0	0- 1	AWAY	0- 2	0- 0	2- 1				
0- 0	0- 0	0- 0	NEUTRAL	0- 0	0- 0	0- 0				

RPI 1-25				RPI 26-50				RPI 51-100				RPI 101+				Team's RPI: 108	
RPI	S	Opponent	Score	RPI	S	Opponent	Score	RPI	S	Opponent	Score	RPI	S	Opponent	Score		
				27	A	Green Bay	50 74	58	A	Ohio	64 71	114	H	Toledo	81 71		
				27	H	Green Bay	61 65	62	H	East Carolina	59 57	161	A	Eastern Mich.	68 71		
				37	A	Minnesota	76 93	65	A	Youngstown St.	65 79	166	H	Belmont	89 86		
								92	A	Wright St.	65 82	199	A	Ill.-Chicago	75 73		
								92	H	Wright St.	67 63	223	A	Fla. Atlantic	74 79		
												228	H	Niagara	58 76		
												230	A	Morehead St.	80 72		
												237	A	Detroit	65 78		
												237	H	Detroit	71 65		
												238	A	Oakland	72 64		
												238	H	Oakland	80 74		
												255	H	Valparaiso	69 62		
												282	H	Milwaukee	67 58		
												288	H	Kent St.	69 67		
												337	A	FIU	73 65		
LAST 12 Division I GAMES:																	
				237	A	Detroit	65 78	282	H	Milwaukee	67 58						
				92	H	Wright St.	67 63	92	A	Wright St.	65 82						
				238	H	Oakland	80 74	27	H	Green Bay	61 65						
				27	A	Green Bay	50 74	237	H	Detroit	71 65						
				199	A	Ill.-Chicago	75 73	65	A	Youngstown St.	65 79						
				238	A	Oakland	72 64	255	H	Valparaiso	69 62						

Non-Div I Games: Bluefield St. 77 74 Notre Dame (OH) 83 67

Cleveland St.

Average RPI Win:	286	WON-LOST	WINNING	LAST 10	STRENGTH OF	OPP. STRENGTH	TEAM	ADJ.	CONF.	ADJ CONF.
Average RPI Loss:	217	RECORD	PCT. RANK	GAMES	SCHEDULE	OF SCHEDULE	RPI	RPI	RPI	RPI
DIV. I ONLY	8- 15	262	3- 7	323	344	315	315	28	28	
DIV. I NON-CONF.	2- 3	207	0- 0	340	330	334	334	32	32	
TOTALS	RPI 1-25	RPI 26-50	W-L RECORDS	RPI 51-100	RPI 101-150	RPI 150+				
8- 15	0- 0	0- 0	OVERALL	0- 2	0- 2	8- 11				
6- 6	0- 0	0- 0	HOME	0- 1	0- 1	6- 4				
2- 8	0- 0	0- 0	AWAY	0- 1	0- 1	2- 6				
0- 1	0- 0	0- 0	NEUTRAL	0- 0	0- 0	0- 1				
2- 3	0- 0	0- 0	NON-CONFERENCE	0- 0	0- 2	2- 1				
2- 1	0- 0	0- 0	HOME	0- 0	0- 1	2- 0				
0- 1	0- 0	0- 0	AWAY	0- 0	0- 1	0- 0				
0- 1	0- 0	0- 0	NEUTRAL	0- 0	0- 0	0- 1				
6- 12	0- 0	0- 0	CONFERENCE	0- 2	0- 0	6- 10				
4- 5	0- 0	0- 0	HOME	0- 1	0- 0	4- 4				
2- 7	0- 0	0- 0	AWAY	0- 1	0- 0	2- 6				
0- 0	0- 0	0- 0	NEUTRAL	0- 0	0- 0	0- 0				

RPI S	Opponent	Score	RPI S	Opponent	Score	RPI S	Opponent	Score	RPI S	Opponent	Score	Team's RPI: 315
						88 A	Liberty	64 78	124 H	Marshall	65 77	
						88 H	Liberty	47 66	146 A	Furman	56 90	
									188 A	Radford	75 42	
									188 H	Radford	43 52	
									191 A	High Point	65 73	
									191 H	High Point	64 79	
									204 A	Winthrop	68 81	
									204 H	Winthrop	81 62	
									214 H	Campbell	50 40	
									236 A	Presbyterian	56 78	
									236 H	Presbyterian	78 84	
									283 A	Gardner-Webb	74 82	
									283 H	Gardner-Webb	65 71	
									309 H	IPFW	90 63	
									322 N	Saint Francis (PA)	72 75	
									327 A	UNC Asheville	61 68	
									331 H	N.C. Central	67 52	
									346 A	Longwood	74 78	
									346 H	Longwood	75 44	
									348 A	Charleston So.	71 62	
									348 H	Charleston So.	65 51	
LAST 12 Division I GAMES:												
204 A	Winthrop	68 81	283 H	Gardner-Webb	65 71							
348 H	Charleston So.	65 51	191 A	High Point	65 73							
346 H	Longwood	75 44	327 A	UNC Asheville	61 68							
236 A	Presbyterian	56 78	214 H	Campbell	50 40							
88 A	Liberty	64 78	204 H	Winthrop	81 62							
188 H	Radford	43 52	348 A	Charleston So.	71 62							

Non-Div I Games: Barber-Scotia 121 32 UNC Pembroke 64 48 Johnson & Wales (NC) 13 34 Pfeiffer 69 62 Coastal Caro.

Average RPI Win:	240	WON-LOST	WINNING	LAST 10	STRENGTH OF	OPP. STRENGTH	TEAM	ADJ.	CONF.	ADJ CONF.
Average RPI Loss:	135	RECORD	PCT. RANK	GAMES	SCHEDULE	OF SCHEDULE	RPI	RPI	RPI	RPI
DIV. I ONLY	5- 21	315	1- 6	96	141	270	270	13	13	
DIV. I NON-CONF.	2- 9	297	0- 1	34	206	238	238	11	11	
TOTALS	RPI 1-25	RPI 26-50	W-L RECORDS	RPI 51-100	RPI 101-150	RPI 150+				
5- 21	0- 3	0- 1	OVERALL	0- 6	0- 3	5- 8				
4- 6	0- 1	0- 0	HOME	0- 2	0- 1	4- 2				
1- 12	0- 1	0- 0	AWAY	0- 3	0- 2	1- 6				
0- 3	0- 1	0- 1	NEUTRAL	0- 1	0- 0	0- 0				
2- 9	0- 2	0- 1	NON-CONFERENCE	0- 2	0- 1	2- 3				
2- 1	0- 0	0- 0	HOME	0- 0	0- 0	2- 1				
0- 5	0- 1	0- 0	AWAY	0- 1	0- 1	0- 2				
0- 3	0- 1	0- 1	NEUTRAL	0- 1	0- 0	0- 0				
3- 12	0- 1	0- 0	CONFERENCE	0- 4	0- 2	3- 5				
2- 5	0- 1	0- 0	HOME	0- 2	0- 1	2- 1				
1- 7	0- 0	0- 0	AWAY	0- 2	0- 1	1- 4				
0- 0	0- 0	0- 0	NEUTRAL	0- 0	0- 0	0- 0				

RPI 1-25				RPI 26-50				RPI 51-100				RPI 101+ Team's RPI: 270			
RPI	S	Opponent	Score	RPI	S	Opponent	Score	RPI	S	Opponent	Score	RPI	S	Opponent	Score
5	N	UConn	24 85	37	N	Minnesota	50 74	62	A	East Carolina	55 68	120	A	Elon	68 77
23	H	James Madison	53 73					71	A	Drexel	47 64	120	H	Elon	71 75
24	A	South Fla.	47 67					71	H	Drexel	52 63	139	A	Kennesaw St.	61 68
								81	N	Villanova	41 60	170	A	William & Mary	59 74
								91	A	Hofstra	53 78	184	A	Delaware	49 80
								91	H	Hofstra	57 69	184	H	Delaware	55 49
												187	H	Mercer	72 59
												215	H	USC Upstate	61 60
												229	A	George Mason	61 71
												242	A	Towson	49 71
												242	H	Towson	52 56
												243	A	UNCW	57 69
												279	A	South Carolina St.	51 60
												301	H	UNC Greensboro	68 70
												306	A	Northeastern	56 54
												306	H	Northeastern	59 38
LAST 12 Division I GAMES:															
81	N	Villanova	41 60	242	A	Towson	49 71								
306	A	Northeastern	56 54	71	A	Drexel	47 64								
71	H	Drexel	52 63	23	H	James Madison	53 73								
170	A	William & Mary	59 74	184	A	Delaware	49 80								
91	H	Hofstra	57 69	306	H	Northeastern	59 38								
120	H	Elon	71 75	242	H	Towson	52 56								

Non-Div I Games:

Col. of Charleston

■ Loss, 
■ Non-Conf, S Site, 
■ Home 
■ Away 
N Neutral

Average RPI Win: <b>255</b>	WON-LOST	WINNING	LAST 10	STRENGTH OF	OPP. STRENGTH	TEAM	ADJ.	CONF.	ADJ CONF.
Average RPI Loss: <b>146</b>	RECORD	PCT. RANK	GAMES	SCHEDULE	OF SCHEDULE	RPI	RPI	RPI	RPI
DIV. I ONLY	6- 21	308	4- 6	163	207	281	281	18	18
DIV. I NON-CONF.	1- 10	329	0- 0	170	159	322	322	20	20
TOTALS	RPI 1-25	RPI 26-50	W-L RECORDS	RPI 51-100	RPI 101-150	RPI 150+			
6- 21	0- 0	0- 1	OVERALL	0- 7	0- 4	6- 9			
4- 8	0- 0	0- 0	HOME	0- 3	0- 2	4- 3			
2- 13	0- 0	0- 1	AWAY	0- 4	0- 2	2- 6			
0- 0	0- 0	0- 0	NEUTRAL	0- 0	0- 0	0- 0			
1- 10	0- 0	0- 1	NON-CONFERENCE	0- 3	0- 3	1- 3			
1- 3	0- 0	0- 0	HOME	0- 1	0- 1	1- 1			
0- 7	0- 0	0- 1	AWAY	0- 2	0- 2	0- 2			
0- 0	0- 0	0- 0	NEUTRAL	0- 0	0- 0	0- 0			
5- 11	0- 0	0- 0	CONFERENCE	0- 4	0- 1	5- 6			
3- 5	0- 0	0- 0	HOME	0- 2	0- 1	3- 2			
2- 6	0- 0	0- 0	AWAY	0- 2	0- 0	2- 4			
0- 0	0- 0	0- 0	NEUTRAL	0- 0	0- 0	0- 0			

RPI S	Opponent	Score	RPI S	Opponent	Score	RPI S	Opponent	Score	RPI S	Opponent	Score	Team's RPI: 281
			41 A	Rutgers	44 60	71 A	Drexel	51 59	103 H	Cornell	66 74	
						72 A	Georgia	35 66	110 H	Lehigh	68 86	
						73 A	American	46 75	135 A	St. Bonaventure	49 65	
						73 H	American	58 66	147 A	Harvard	53 68	
						83 H	Albany (NY)	48 67	156 A	Bucknell	75 77	
						86 A	Army	47 48	156 H	Bucknell	54 41	
						86 H	Army	62 64	175 A	Siena	68 80	
									181 A	Holy Cross	76 71	
									181 H	Holy Cross	62 68	
									195 A	Lafayette	56 58	
									209 A	Navy	52 64	
									209 H	Navy	63 65	
									251 A	Monmouth	62 82	
									278 A	Loyola Maryland	72 45	
									278 H	Loyola Maryland	54 53	
									288 H	Kent St.	61 62	
									316 A	Boston U.	53 58	
									316 H	Boston U.	67 54	
									320 H	Binghamton	74 55	
LAST 12 Division I GAMES:												
278 H	Loyola Maryland	54 53	156 H	Bucknell	54 41							
86 A	Army	47 48	195 A	Lafayette	56 58							
209 A	Navy	52 64	278 A	Loyola Maryland	72 45							
316 H	Boston U.	67 54	86 H	Army	62 64							
73 A	American	46 75	209 H	Navy	63 65							
181 H	Holy Cross	62 68	316 A	Boston U.	53 58							

Non-Div I Games:

Colgate

Colorado

Through Games Of Feb. 22, 2015

Average RPI Win:	175	WON-LOST	WINNING	LAST 10	STRENGTH OF	OPP. STRENGTH	TEAM	ADJ.	CONF.	ADJ CONF.
Average RPI Loss:	52	RECORD	PCT. RANK	GAMES	SCHEDULE	OF SCHEDULE	RPI	RPI	RPI	RPI
DIV. I ONLY	12- 15	212	4- 4	32	51	126	126	5	5	
DIV. I NON-CONF.	7- 4	107	2- 1	20	190	65	65	4	4	
TOTALS	RPI 1-25	RPI 26-50	W-L RECORDS	RPI 51-100	RPI 101-150	RPI 150+				
12- 15	0- 4	0- 4	OVERALL	3- 6	1- 1	8- 0				
10- 7	0- 2	0- 2	HOME	3- 3	1- 0	6- 0				
2- 8	0- 2	0- 2	AWAY	0- 3	0- 1	2- 0				
0- 0	0- 0	0- 0	NEUTRAL	0- 0	0- 0	0- 0				
7- 4	0- 1	0- 1	NON-CONFERENCE	2- 1	1- 1	4- 0				
6- 2	0- 0	0- 1	HOME	2- 1	1- 0	3- 0				
1- 2	0- 1	0- 0	AWAY	0- 0	0- 1	1- 0				
0- 0	0- 0	0- 0	NEUTRAL	0- 0	0- 0	0- 0				
5- 11	0- 3	0- 3	CONFERENCE	1- 5	0- 0	4- 0				
4- 5	0- 2	0- 1	HOME	1- 2	0- 0	3- 0				
1- 6	0- 1	0- 2	AWAY	0- 3	0- 0	1- 0				
0- 0	0- 0	0- 0	NEUTRAL	0- 0	0- 0	0- 0				

RPI 1-25				RPI 26-50				RPI 51-100				RPI 101+ Team's RPI: 126			
RPI	S	Opponent	Score	RPI	S	Opponent	Score	RPI	S	Opponent	Score	RPI	S	Opponent	Score
8	A	Iowa	63 78	28	A	California	59 75	53	H	Arkansas St.	80 69	109	A	Missouri	50 53
9	H	Oregon St.	44 66	29	A	Washington	82 85	63	A	Washington St.	68 73	149	H	North Dakota	68 59
10	H	Arizona St.	60 68	29	H	Washington	67 79	63	H	Washington St.	72 51	167	H	Oregon	84 69
22	A	Stanford	55 62	30	H	Western Ky.	78 79	74	H	Colorado St.	87 81	171	H	Missouri St.	87 59
								82	A	Southern California	51 66	186	H	Arizona	81 69
								82	H	Southern California	61 81	213	H	Wyoming	76 71
								93	A	UCLA	65 72	235	A	Utah	73 54
								93	H	UCLA	84 90	235	H	Utah	77 72
								99	H	Long Beach St.	56 62	254	H	San Jose St.	97 89
												299	A	Denver	77 49
LAST 12 Division I GAMES:															
53	H	Arkansas St.	80 69	63	H	Washington St.	72 51								
30	H	Western Ky.	78 79	82	A	Southern California	51 66								
74	H	Colorado St.	87 81	93	A	UCLA	65 72								
167	H	Oregon	84 69	186	H	Arizona	81 69								
9	H	Oregon St.	44 66	10	H	Arizona St.	60 68								
29	H	Washington	67 79	63	A	Washington St.	68 73								

Non-Div I Games:

Colorado

Loss, Non-Conf, S Site, H Home A Away N Neutral



Average RPI Win:	210	WON-LOST	WINNING	LAST 10	STRENGTH OF	OPP. STRENGTH	TEAM	ADJ.	CONF.	ADJ CONF.
Average RPI Loss:	101	RECORD	PCT. RANK	GAMES	SCHEDULE	OF SCHEDULE	RPI	RPI	RPI	RPI
DIV. I ONLY	18- 6	39	8- 2	187	155	74	74	22	22	
DIV. I NON-CONF.	6- 3	92	0- 0	173	57	114	114	19	19	
TOTALS	RPI 1-25	RPI 26-50	W-L RECORDS	RPI 51-100	RPI 101-150	RPI 150+				
18- 6	0- 0	0- 0	OVERALL	3- 3	3- 3	12- 0				
11- 1	0- 0	0- 0	HOME	1- 1	3- 0	7- 0				
6- 4	0- 0	0- 0	AWAY	1- 1	0- 3	5- 0				
1- 1	0- 0	0- 0	NEUTRAL	1- 1	0- 0	0- 0				
6- 3	0- 0	0- 0	NON-CONFERENCE	2- 2	1- 1	3- 0				
4- 1	0- 0	0- 0	HOME	0- 1	1- 0	3- 0				
1- 1	0- 0	0- 0	AWAY	1- 0	0- 1	0- 0				
1- 1	0- 0	0- 0	NEUTRAL	1- 1	0- 0	0- 0				
12- 3	0- 0	0- 0	CONFERENCE	1- 1	2- 2	9- 0				
7- 0	0- 0	0- 0	HOME	1- 0	2- 0	4- 0				
5- 3	0- 0	0- 0	AWAY	0- 1	0- 2	5- 0				
0- 0	0- 0	0- 0	NEUTRAL	0- 0	0- 0	0- 0				

RPI 1-25			RPI 26-50			RPI 51-100			Team's RPI: 74	RPI 101+		
RPI	S	Opponent	Score	RPI	S	Opponent	Score	RPI	S	Opponent	Score	
						57	A Fresno St.	49	53	126	A Colorado	81 87
						57	H Fresno St.	70	56	141	A New Mexico	40 67
						60	N BYU	58	69	141	H New Mexico	44 38
						69	N TCU	76	62	143	H Cal Poly	65 63
						70	A Drake	69	56	144	A Boise St.	65 75
						80	H Hawaii	58	63	144	H Boise St.	83 82
										213	A Wyoming	58 55
										213	H Wyoming	67 58
										217	A UNLV	55 43
										222	A San Diego St.	49 36
										222	H San Diego St.	65 42
										223	H Fla. Atlantic	59 46
										254	H San Jose St.	77 59
										280	A Nevada	59 58
										299	H Denver	81 61
										318	H Illinois St.	70 49
										343	A Air Force	85 49
										343	H Air Force	62 42
LAST 12 Division I GAMES:												
343	A	Air Force	85 49	57	A	Fresno St.	49 53					
57	H	Fresno St.	70 56	144	H	Boise St.	83 82					
222	H	San Diego St.	65 42	222	A	San Diego St.	49 36					
141	A	New Mexico	40 67	254	H	San Jose St.	77 59					
217	A	UNLV	55 43	280	A	Nevada	59 58					
213	H	Wyoming	67 58	343	H	Air Force	62 42					

Non-Div I Games: South Dakota Mines 75 39 Colorado Mines 99 45

Colorado St.

Loss, Non-Conf, S Site, H Home A Away N Neutral

Average RPI Win: <b>241</b>	WON-LOST	WINNING	LAST 10	STRENGTH OF	OPP. STRENGTH	TEAM	ADJ.	CONF.	ADJ CONF.
Average RPI Loss: <b>175</b>	RECORD	PCT. RANK	GAMES	SCHEDULE	OF SCHEDULE	RPI	RPI	RPI	RPI
DIV. I ONLY	8- 16	266	2- 8	262	229	291	291	8	8
DIV. I NON-CONF.	6- 8	197	2- 0	335	332	319	319	10	10
TOTALS	RPI 1-25	RPI 26-50	W-L RECORDS	RPI 51-100	RPI 101-150	RPI 150+			
8- 16	0- 1	0- 0	OVERALL	0- 1	2- 5	6- 9			
7- 7	0- 0	0- 0	HOME	0- 0	2- 3	5- 4			
1- 9	0- 1	0- 0	AWAY	0- 1	0- 2	1- 5			
0- 0	0- 0	0- 0	NEUTRAL	0- 0	0- 0	0- 0			
6- 8	0- 0	0- 0	NON-CONFERENCE	0- 0	1- 1	5- 7			
5- 4	0- 0	0- 0	HOME	0- 0	1- 1	4- 3			
1- 4	0- 0	0- 0	AWAY	0- 0	0- 0	1- 4			
0- 0	0- 0	0- 0	NEUTRAL	0- 0	0- 0	0- 0			
2- 8	0- 1	0- 0	CONFERENCE	0- 1	1- 4	1- 2			
2- 3	0- 0	0- 0	HOME	0- 0	1- 2	1- 1			
0- 5	0- 1	0- 0	AWAY	0- 1	0- 2	0- 1			
0- 0	0- 0	0- 0	NEUTRAL	0- 0	0- 0	0- 0			

RPI 1-25				RPI 26-50				RPI 51-100				RPI 101+ Team's RPI: 291			
RPI	S	Opponent	Score	RPI	S	Opponent	Score	RPI	S	Opponent	Score	RPI	S	Opponent	Score
18	A	Princeton	44 <b>83</b>					66	A	Penn	57 <b>78</b>	103	A	Cornell	39 <b>59</b>
												103	H	Cornell	42 <b>46</b>
												116	A	Yale	47 <b>55</b>
												116	H	Yale	57 <b>67</b>
												121	H	Rhode Island	79 69
												139	H	Kennesaw St.	62 <b>66</b>
												147	H	Harvard	59 43
												159	H	Dartmouth	54 <b>61</b>
												169	A	Stony Brook	68 <b>82</b>
												195	H	Lafayette	72 65
												206	A	San Francisco	65 <b>70</b>
												225	H	UMass Lowell	59 <b>69</b>
												226	A	Brown	76 <b>85</b>
												226	H	Brown	83 74
												254	A	San Jose St.	76 <b>119</b>
												272	H	UMBC	66 <b>76</b>
												298	A	NJIT	45 38
												304	H	Portland St.	66 <b>71</b>
												311	H	LIU Brooklyn	54 45
												312	H	Bradley	81 74
												317	H	Fairleigh Dickinson	72 55
												330	A	Wagner	86 <b>97</b>
LAST 12 Division I GAMES:															
116	H	Yale	57 <b>67</b>	226	A	Brown	76 <b>85</b>								
226	H	Brown	83 74	116	A	Yale	47 <b>55</b>								
159	H	Dartmouth	54 <b>61</b>	103	H	Cornell	42 <b>46</b>								
147	H	Harvard	59 43	103	A	Cornell	39 <b>59</b>								
66	A	Penn	57 <b>78</b>	298	A	NJIT	45 38								
18	A	Princeton	44 <b>83</b>	317	H	Fairleigh Dickinson	72 55								

Non-Div I Games:

Columbia

■ Loss, 
 ■ Non-Conf, S Site, 
 ■ Home 
 ■ Away 
 N Neutral

Average RPI Win: <b>323</b>	WON-LOST	WINNING	LAST 10	STRENGTH OF	OPP. STRENGTH	TEAM	ADJ.	CONF.	ADJ CONF.
Average RPI Loss: <b>202</b>	RECORD	PCT. RANK	GAMES	SCHEDULE	OF SCHEDULE	RPI	RPI	RPI	RPI
DIV. I ONLY	<b>4- 19</b>	<b>323</b>	<b>3- 7</b>	<b>325</b>	<b>298</b>	<b>338</b>	<b>338</b>	<b>31</b>	<b>31</b>
DIV. I NON-CONF.	<b>0- 10</b>	<b>339</b>	<b>0- 0</b>	<b>131</b>	<b>56</b>	<b>320</b>	<b>320</b>	<b>29</b>	<b>29</b>
TOTALS	RPI 1-25	RPI 26-50	W-L RECORDS	RPI 51-100	RPI 101-150	RPI 150+			
4- 19	0- 1	0- 0	OVERALL	0- 4	0- 1	4- 13			
2- 8	0- 1	0- 0	HOME	0- 0	0- 1	2- 6			
2- 11	0- 0	0- 0	AWAY	0- 4	0- 0	2- 7			
0- 0	0- 0	0- 0	NEUTRAL	0- 0	0- 0	0- 0			
0- 10	0- 1	0- 0	NON-CONFERENCE	0- 4	0- 1	0- 4			
0- 3	0- 1	0- 0	HOME	0- 0	0- 1	0- 1			
0- 7	0- 0	0- 0	AWAY	0- 4	0- 0	0- 3			
0- 0	0- 0	0- 0	NEUTRAL	0- 0	0- 0	0- 0			
4- 9	0- 0	0- 0	CONFERENCE	0- 0	0- 0	4- 9			
2- 5	0- 0	0- 0	HOME	0- 0	0- 0	2- 5			
2- 4	0- 0	0- 0	AWAY	0- 0	0- 0	2- 4			
0- 0	0- 0	0- 0	NEUTRAL	0- 0	0- 0	0- 0			

RPI 1-25				RPI 26-50				RPI 51-100				RPI 101+				Team's RPI: 338	
RPI	S	Opponent	Score	RPI	S	Opponent	Score	RPI	S	Opponent	Score	RPI	S	Opponent	Score		
6	H	Maryland	51 110					56	A	Miami (FL)	54 70	127	H	VCU	52 63		
								64	A	West Virginia	43 83	163	H	Robert Morris	58 75		
								68	A	North Carolina St.	61 81	180	H	Savannah St.	56 63		
								72	A	Georgia	29 49	202	A	N.C. A&T	49 67		
												205	A	Wake Forest	54 65		
												260	H	Bethune-Cookman	58 61		
												267	A	Norfolk St.	58 56		
												267	H	Norfolk St.	57 67		
												272	A	UMBC	65 78		
												279	H	South Carolina St.	58 68		
												297	H	Morgan St.	53 62		
												310	A	Mt. St. Mary's	65 81		
												328	A	UMES	58 66		
												331	A	N.C. Central	58 59		
												334	H	Florida A&M	70 65		
												344	A	Howard	66 68		
												344	H	Howard	75 61		
												347	A	Delaware St.	80 62		
LAST 12 Division I GAMES:																	
267	H	Norfolk St.	57 67	328	A	UMES	58 66										
347	A	Delaware St.	80 62	202	A	N.C. A&T	49 67										
344	H	Howard	75 61	331	A	N.C. Central	58 59										
180	H	Savannah St.	56 63	334	H	Florida A&M	70 65										
279	H	South Carolina St.	58 68	260	H	Bethune-Cookman	58 61										
297	H	Morgan St.	53 62	344	A	Howard	66 68										

Non-Div I Games: Virginia Union 68 54

Coppin St.

■ Loss, 
 ■ Non-Conf, 
 ■ S Site, 
 ■ H Home 
 ■ A Away 
 N Neutral

Average RPI Win: <b>201</b>	WON-LOST	WINNING	LAST 10	STRENGTH OF	OPP. STRENGTH	TEAM	ADJ.	CONF.	ADJ CONF.
Average RPI Loss: <b>122</b>	RECORD	PCT. RANK	GAMES	SCHEDULE	OF SCHEDULE	RPI	RPI	RPI	RPI
DIV. I ONLY	15- 9	94	6- 4	151	154	103	103	8	8
DIV. I NON-CONF.	9- 5	102	2- 0	179	220	116	116	10	10
TOTALS	RPI 1-25	RPI 26-50	W-L RECORDS	RPI 51-100	RPI 101-150	RPI 150+			
15- 9	0- 2	0- 0	OVERALL	2- 1	3- 2	10- 4			
8- 4	0- 0	0- 0	HOME	1- 0	3- 1	4- 3			
7- 5	0- 2	0- 0	AWAY	1- 1	0- 1	6- 1			
0- 0	0- 0	0- 0	NEUTRAL	0- 0	0- 0	0- 0			
9- 5	0- 1	0- 0	NON-CONFERENCE	1- 1	2- 0	6- 3			
5- 2	0- 0	0- 0	HOME	1- 0	2- 0	2- 2			
4- 3	0- 1	0- 0	AWAY	0- 1	0- 0	4- 1			
0- 0	0- 0	0- 0	NEUTRAL	0- 0	0- 0	0- 0			
6- 4	0- 1	0- 0	CONFERENCE	1- 0	1- 2	4- 1			
3- 2	0- 0	0- 0	HOME	0- 0	1- 1	2- 1			
3- 2	0- 1	0- 0	AWAY	1- 0	0- 1	2- 0			
0- 0	0- 0	0- 0	NEUTRAL	0- 0	0- 0	0- 0			

RPI 1-25				RPI 26-50				RPI 51-100				RPI 101+ Team's RPI: 103			
RPI	S	Opponent	Score	RPI	S	Opponent	Score	RPI	S	Opponent	Score	RPI	S	Opponent	Score
18	A	Princeton	47 <b>75</b>					65	H	Youngstown St.	75 63	116	A	Yale	53 <b>60</b>
25	A	Syracuse	59 <b>76</b>					66	A	Penn	60 49	116	H	Yale	56 37
								71	A	Drexel	53 <b>62</b>	124	H	Marshall	58 49
												132	H	Bryant	66 64
												147	H	Harvard	57 <b>61</b>
												156	A	Bucknell	51 <b>59</b>
												159	H	Dartmouth	66 46
												162	H	Buffalo	58 <b>65</b>
												163	H	Robert Morris	70 59
												173	H	Hartford	46 <b>48</b>
												183	A	Fairfield	58 47
												226	A	Brown	65 52
												226	H	Brown	51 <b>58</b>
												278	A	Loyola Maryland	79 61
												281	A	Colgate	74 66
												291	A	Columbia	46 42
												291	H	Columbia	59 39
												302	A	Vermont	90 87
												344	H	Howard	75 56
LAST 12 Division I GAMES:															
226	H	Brown	51 <b>58</b>	116	A	Yale	53 <b>60</b>								
116	H	Yale	56 37	226	A	Brown	65 52								
147	H	Harvard	57 <b>61</b>	291	A	Columbia	46 42								
159	H	Dartmouth	66 46	291	H	Columbia	59 39								
18	A	Princeton	47 <b>75</b>	344	H	Howard	75 56								
66	A	Penn	60 49	65	H	Youngstown St.	75 63								

Non-Div I Games:

Cornell

■ Loss, 
 ■ Non-Conf, S Site, 
 ■ Home 
 ■ Away 
 N Neutral

Average RPI Win: <b>180</b>	WON-LOST	WINNING	LAST 10	STRENGTH OF	OPP. STRENGTH	TEAM	ADJ.	CONF.	ADJ CONF.
Average RPI Loss: <b>68</b>	RECORD	PCT. RANK	GAMES	SCHEDULE	OF SCHEDULE	RPI	RPI	RPI	RPI
DIV. I ONLY	16- 11	109	8- 2	54	82	78	78	10	10
DIV. I NON-CONF.	7- 4	107	0- 0	29	25	43	43	9	9
TOTALS	RPI 1-25	RPI 26-50	W-L RECORDS	RPI 51-100	RPI 101-150	RPI 150+			
16- 11	0- 1	1- 3	OVERALL	4- 5	2- 1	9- 1			
9- 5	0- 0	0- 2	HOME	2- 3	1- 0	6- 0			
6- 6	0- 1	1- 1	AWAY	2- 2	1- 1	2- 1			
1- 0	0- 0	0- 0	NEUTRAL	0- 0	0- 0	1- 0			
7- 4	0- 1	0- 2	NON-CONFERENCE	3- 1	1- 0	3- 0			
4- 1	0- 0	0- 1	HOME	2- 0	0- 0	2- 0			
2- 3	0- 1	0- 1	AWAY	1- 1	1- 0	0- 0			
1- 0	0- 0	0- 0	NEUTRAL	0- 0	0- 0	1- 0			
9- 7	0- 0	1- 1	CONFERENCE	1- 4	1- 1	6- 1			
5- 4	0- 0	0- 1	HOME	0- 3	1- 0	4- 0			
4- 3	0- 0	1- 0	AWAY	1- 1	0- 1	2- 1			
0- 0	0- 0	0- 0	NEUTRAL	0- 0	0- 0	0- 0			

RPI 1-25				RPI 26-50				RPI 51-100 Team's RPI: 78				RPI 101+			
RPI	S	Opponent	Score	RPI	S	Opponent	Score	RPI	S	Opponent	Score	RPI	S	Opponent	Score
5	A	UConn	60 96	28	A	California	69 94	51	A	DePaul	71 96	111	A	UNI	58 56
				34	H	Nebraska	57 60	51	H	DePaul	76 78	122	A	Butler	58 63
				43	A	Seton Hall	81 73	54	A	Wichita St.	56 65	122	H	Butler	62 55
				43	H	Seton Hall	74 79	61	A	South Dakota St.	88 81	192	A	Xavier	65 66
								70	H	Drake	93 71	192	H	Xavier	74 65
								81	H	Villanova	61 65	235	H	Utah	64 56
								87	A	St. John's (NY)	75 50	247	A	Providence	65 54
								87	H	St. John's (NY)	38 61	247	H	Providence	84 57
								95	H	Kansas	84 81	258	A	Marquette	93 75
												258	H	Marquette	82 60
												277	N	Cincinnati	63 52
												284	H	Georgetown	76 61
												292	H	Omaha	67 50
LAST 12 Division I GAMES:															
258	H	Marquette	82 60	192	H	Xavier	74 65								
51	H	DePaul	76 78	258	A	Marquette	93 75								
247	H	Providence	84 57	51	A	DePaul	71 96								
43	A	Seton Hall	81 73	247	A	Providence	65 54								
87	A	St. John's (NY)	75 50	87	H	St. John's (NY)	38 61								
122	H	Butler	62 55	81	H	Villanova	61 65								

Non-Div I Games:

Creighton

■ Loss, 
 ■ Non-Conf, S Site, 
 ■ Home 
 ■ Away 
 N Neutral

Average RPI Win: <b>220</b>	WON-LOST	WINNING	LAST 10	STRENGTH OF	OPP. STRENGTH	TEAM	ADJ.	CONF.	ADJ CONF.
Average RPI Loss: <b>118</b>	RECORD	PCT. RANK	GAMES	SCHEDULE	OF SCHEDULE	RPI	RPI	RPI	RPI
DIV. I ONLY	<b>11- 13</b>	<b>204</b>	<b>2- 8</b>	<b>118</b>	<b>158</b>	<b>159</b>	<b>159</b>	<b>8</b>	<b>8</b>
DIV. I NON-CONF.	<b>9- 5</b>	<b>102</b>	<b>2- 0</b>	<b>231</b>	<b>265</b>	<b>105</b>	<b>105</b>	<b>10</b>	<b>10</b>
TOTALS	RPI 1-25	RPI 26-50	W-L RECORDS	RPI 51-100	RPI 101-150	RPI 150+			
11- 13	0- 2	0- 0	OVERALL	0- 4	3- 4	8- 3			
5- 5	0- 1	0- 0	HOME	0- 1	0- 2	5- 1			
5- 8	0- 1	0- 0	AWAY	0- 3	3- 2	2- 2			
1- 0	0- 0	0- 0	NEUTRAL	0- 0	0- 0	1- 0			
9- 5	0- 0	0- 0	NON-CONFERENCE	0- 2	2- 1	7- 2			
5- 0	0- 0	0- 0	HOME	0- 0	0- 0	5- 0			
3- 5	0- 0	0- 0	AWAY	0- 2	2- 1	1- 2			
1- 0	0- 0	0- 0	NEUTRAL	0- 0	0- 0	1- 0			
2- 8	0- 2	0- 0	CONFERENCE	0- 2	1- 3	1- 1			
0- 5	0- 1	0- 0	HOME	0- 1	0- 2	0- 1			
2- 3	0- 1	0- 0	AWAY	0- 1	1- 1	1- 0			
0- 0	0- 0	0- 0	NEUTRAL	0- 0	0- 0	0- 0			

RPI 1-25				RPI 26-50				RPI 51-100				RPI 101+ Team's RPI: 159			
RPI	S	Opponent	Score	RPI	S	Opponent	Score	RPI	S	Opponent	Score	RPI	S	Opponent	Score
18	A	Princeton	31 <b>70</b>					59	A	San Diego	53 <b>78</b>	103	A	Cornell	46 <b>66</b>
18	H	Princeton	65 <b>83</b>					66	A	Penn	46 <b>63</b>	111	A	UNI	46 <b>62</b>
								66	H	Penn	39 <b>55</b>	116	H	Yale	46 <b>60</b>
								84	A	Maine	38 <b>53</b>	121	A	Rhode Island	54 44
												143	A	Cal Poly	74 61
												147	A	Harvard	76 61
												147	H	Harvard	69 <b>75</b>
												173	H	Hartford	49 43
												181	H	Holy Cross	69 53
												218	A	New Hampshire	44 <b>60</b>
												226	H	Brown	47 <b>50</b>
												228	A	Niagara	76 70
												238	H	Oakland	59 54
												288	N	Kent St.	60 49
												291	A	Columbia	61 54
												298	H	NJIT	68 63
												302	A	Vermont	63 <b>68</b>
												308	H	Loyola Chicago	70 58
LAST 12 Division I GAMES:															
66	A	Penn	46 <b>63</b>	18	H	Princeton	65 <b>83</b>								
18	A	Princeton	31 <b>70</b>	66	H	Penn	39 <b>55</b>								
291	A	Columbia	61 54	147	H	Harvard	69 <b>75</b>								
103	A	Cornell	46 <b>66</b>	147	A	Harvard	76 61								
226	H	Brown	47 <b>50</b>	238	H	Oakland	59 54								
116	H	Yale	46 <b>60</b>	121	A	Rhode Island	54 44								

Non-Div I Games:

Dartmouth

■ Loss, 
 ■ Non-Conf, 
 ■ S Site, 
 ■ H Home 
 ■ A Away 
 N Neutral

Average RPI Win:	209	WON-LOST	WINNING	LAST 10	STRENGTH OF	OPP. STRENGTH	TEAM	ADJ.	CONF.	ADJ CONF.
Average RPI Loss:	125	RECORD	PCT. RANK	GAMES	SCHEDULE	OF SCHEDULE	RPI	RPI	RPI	RPI
DIV. I ONLY	5- 22	318	1- 9	72	117	248	248	6	6	
DIV. I NON-CONF.	4- 9	243	0- 0	135	230	219	219	6	6	
TOTALS	RPI 1-25	RPI 26-50	W-L RECORDS	RPI 51-100	RPI 101-150	RPI 150+				
5- 22	0- 3	0- 2	OVERALL	0- 4	1- 5	4- 8				
2- 10	0- 2	0- 0	HOME	0- 3	0- 2	2- 3				
3- 11	0- 1	0- 2	AWAY	0- 1	1- 3	2- 4				
0- 1	0- 0	0- 0	NEUTRAL	0- 0	0- 0	0- 1				
4- 9	0- 1	0- 1	NON-CONFERENCE	0- 2	1- 1	3- 4				
2- 3	0- 1	0- 0	HOME	0- 1	0- 0	2- 1				
2- 5	0- 0	0- 1	AWAY	0- 1	1- 1	1- 2				
0- 1	0- 0	0- 0	NEUTRAL	0- 0	0- 0	0- 1				
1- 13	0- 2	0- 1	CONFERENCE	0- 2	0- 4	1- 4				
0- 7	0- 1	0- 0	HOME	0- 2	0- 2	0- 2				
1- 6	0- 1	0- 1	AWAY	0- 0	0- 2	1- 2				
0- 0	0- 0	0- 0	NEUTRAL	0- 0	0- 0	0- 0				

RPI 1-25				RPI 26-50				RPI 51-100				RPI 101+ Team's RPI: 248			
RPI	S	Opponent	Score	RPI	S	Opponent	Score	RPI	S	Opponent	Score	RPI	S	Opponent	Score
15	H	Dayton	51 67	41	A	Rutgers	44 100	68	A	North Carolina St.	66 82	106	A	Virginia	67 57
17	A	George Washington	35 52	45	A	Duquesne	47 83	77	H	Fordham	45 66	112	H	Saint Joseph's	52 57
23	H	James Madison	57 73					82	H	Southern California	64 99	121	H	Rhode Island	62 71
								96	H	Richmond	48 56	127	A	VCU	53 62
												135	A	St. Bonaventure	56 72
												146	A	Furman	60 67
												155	A	Saint Louis	53 50
												155	H	Saint Louis	59 77
												176	H	La Salle	54 63
												190	A	Charlotte	51 86
												191	H	High Point	76 57
												197	A	Massachusetts	49 60
												202	H	N.C. A&T	57 62
												204	A	Winthrop	60 75
												229	A	George Mason	60 63
												283	A	Gardner-Webb	68 67
												286	N	Miami (OH)	58 59
												310	H	Mt. St. Mary's	67 62
LAST 12 Division I GAMES:															
135	A	St. Bonaventure	56 72	77	H	Fordham	45 66								
197	A	Massachusetts	49 60	45	A	Duquesne	47 83								
155	H	Saint Louis	59 77	96	H	Richmond	48 56								
229	A	George Mason	60 63	155	A	Saint Louis	53 50								
17	A	George Washington	35 52	127	A	VCU	53 62								
112	H	Saint Joseph's	52 57	121	H	Rhode Island	62 71								

Non-Div I Games:

Davidson

■ Loss, 
■ Non-Conf, 
■ S Site, 
■ H Home 
■ A Away 
N Neutral

Average RPI Win: <b>126</b>	WON-LOST	WINNING	LAST 10	STRENGTH OF	OPP. STRENGTH	TEAM	ADJ.	CONF.	ADJ CONF.
Average RPI Loss: <b>29</b>	RECORD	PCT. RANK	GAMES	SCHEDULE	OF SCHEDULE	RPI	RPI	RPI	RPI
DIV. I ONLY	21- 5	26	9- 1	28	59	15	15	6	6
DIV. I NON-CONF.	9- 3	60	0- 0	30	5	14	14	6	6
TOTALS	RPI 1-25	RPI 26-50	W-L RECORDS	RPI 51-100	RPI 101-150	RPI 150+			
21- 5	0- 3	3- 1	OVERALL	4- 1	9- 0	5- 0			
11- 1	0- 1	2- 0	HOME	1- 0	5- 0	3- 0			
9- 4	0- 2	1- 1	AWAY	3- 1	3- 0	2- 0			
1- 0	0- 0	0- 0	NEUTRAL	0- 0	1- 0	0- 0			
9- 3	0- 1	2- 1	NON-CONFERENCE	1- 1	5- 0	1- 0			
5- 0	0- 0	1- 0	HOME	0- 0	3- 0	1- 0			
3- 3	0- 1	1- 1	AWAY	1- 1	1- 0	0- 0			
1- 0	0- 0	0- 0	NEUTRAL	0- 0	1- 0	0- 0			
12- 2	0- 2	1- 0	CONFERENCE	3- 0	4- 0	4- 0			
6- 1	0- 1	1- 0	HOME	1- 0	2- 0	2- 0			
6- 1	0- 1	0- 0	AWAY	2- 0	2- 0	2- 0			
0- 0	0- 0	0- 0	NEUTRAL	0- 0	0- 0	0- 0			

RPI 1-25				Team's RPI: 15				RPI 26-50				RPI 51-100				RPI 101+			
RPI	S	Opponent	Score		RPI	S	Opponent	Score		RPI	S	Opponent	Score		RPI	S	Opponent	Score	
8	A	Iowa	83	90	27	H	Green Bay	72	66	63	A	Washington St.	60	76	103	H	Purdue	63	61
17	A	George Washington	56	67	42	A	Gonzaga	65	75	77	A	Fordham	59	45	112	H	Saint Joseph's	82	64
17	H	George Washington	66	69	45	H	Duquesne	78	67	92	A	Wright St.	79	76	114	H	Toledo	79	57
					49	A	Vanderbilt	71	67	96	A	Richmond	76	62	121	H	Rhode Island	77	33
										96	H	Richmond	79	41	127	A	VCU	75	56
															133	A	Central Mich.	98	89
															133	H	Central Mich.	86	76
															134	N	UT Martin	78	47
															135	A	St. Bonaventure	86	70
															155	H	Saint Louis	87	72
															176	H	La Salle	91	49
															229	A	George Mason	84	73
															247	H	Providence	72	56
															248	A	Davidson	67	51
LAST 12 Division I GAMES:																			
176	H	La Salle	91	49	155	H	Saint Louis	87	72										
77	A	Fordham	59	45	96	A	Richmond	76	62										
112	H	Saint Joseph's	82	64	127	A	VCU	75	56										
96	H	Richmond	79	41	121	H	Rhode Island	77	33										
17	A	George Washington	56	67	135	A	St. Bonaventure	86	70										
229	A	George Mason	84	73	45	H	Duquesne	78	67										

Non-Div I Games:

Dayton



Average RPI Win:	189	WON-LOST	WINNING	LAST 10	STRENGTH OF	OPP. STRENGTH	TEAM	ADJ.	CONF.	ADJ CONF.
Average RPI Loss:	33	RECORD	PCT. RANK	GAMES	SCHEDULE	OF SCHEDULE	RPI	RPI	RPI	RPI
DIV. I ONLY	22- 7	38	9- 1	102	84	51	51	10	10	
DIV. I NON-CONF.	8- 4	92	0- 0	125	75	88	88	9	9	
TOTALS	RPI 1-25	RPI 26-50	W-L RECORDS	RPI 51-100	RPI 101-150	RPI 150+				
22- 7	0- 3	0- 3	OVERALL	7- 1	3- 0	12- 0				
12- 4	0- 2	0- 2	HOME	5- 0	2- 0	5- 0				
10- 3	0- 1	0- 1	AWAY	2- 1	1- 0	7- 0				
0- 0	0- 0	0- 0	NEUTRAL	0- 0	0- 0	0- 0				
8- 4	0- 3	0- 1	NON-CONFERENCE	2- 0	1- 0	5- 0				
5- 3	0- 2	0- 1	HOME	2- 0	1- 0	2- 0				
3- 1	0- 1	0- 0	AWAY	0- 0	0- 0	3- 0				
0- 0	0- 0	0- 0	NEUTRAL	0- 0	0- 0	0- 0				
14- 3	0- 0	0- 2	CONFERENCE	5- 1	2- 0	7- 0				
7- 1	0- 0	0- 1	HOME	3- 0	1- 0	3- 0				
7- 2	0- 0	0- 1	AWAY	2- 1	1- 0	4- 0				
0- 0	0- 0	0- 0	NEUTRAL	0- 0	0- 0	0- 0				

RPI 1-25				RPI 26-50				RPI 51-100 Team's RPI: 51				RPI 101+			
RPI	S	Opponent	Score	RPI	S	Opponent	Score	RPI	S	Opponent	Score	RPI	S	Opponent	Score
3	H	Notre Dame	93 94	35	H	Northwestern	91 97	61	H	South Dakota St.	84 62	122	A	Butler	83 65
5	A	UConn	64 98	43	A	Seton Hall	87 107	78	A	Creighton	78 76	122	H	Butler	92 76
19	H	Texas A&M	68 76	43	H	Seton Hall	80 81	78	H	Creighton	96 71	141	H	New Mexico	97 59
								81	A	Villanova	76 79	192	A	Xavier	87 63
								81	H	Villanova	49 47	192	H	Xavier	84 61
								87	A	St. John's (NY)	84 75	216	H	Tex.-Pan American	93 70
								87	H	St. John's (NY)	82 55	247	A	Providence	103 66
								98	H	Hampton	86 67	247	H	Providence	90 42
												258	A	Marquette	101 67
												284	A	Georgetown	105 85
												284	H	Georgetown	93 52
												308	A	Loyola Chicago	109 84
												312	H	Bradley	101 77
												318	A	Illinois St.	99 62
												345	A	Chicago St.	87 34
LAST 12 Division I GAMES:															
247	A	Providence	103 66	81	H	Villanova	49 47								
78	A	Creighton	78 76	284	H	Georgetown	93 52								
87	H	St. John's (NY)	82 55	247	H	Providence	90 42								
43	H	Seton Hall	80 81	78	H	Creighton	96 71								
192	A	Xavier	87 63	43	A	Seton Hall	87 107								
122	A	Butler	83 65	87	A	St. John's (NY)	84 75								

Non-Div I Games:

DePaul

■ Loss, 
 ■ Non-Conf, 
 ■ S Site, 
 ■ H Home 
 ■ A Away 
 N Neutral

Delaware

Through Games Of Feb. 22, 2015

Average RPI Win:	209	WON-LOST	WINNING	LAST 10	STRENGTH OF	OPP. STRENGTH	TEAM	ADJ.	CONF.	ADJ CONF.
Average RPI Loss:	137	RECORD	PCT. RANK	GAMES	SCHEDULE	OF SCHEDULE	RPI	RPI	RPI	RPI
DIV. I ONLY	13- 13	173	6- 4	183	136	184	184	13	13	
DIV. I NON-CONF.	5- 6	177	0- 0	115	229	161	161	11	11	
TOTALS	RPI 1-25	RPI 26-50	W-L RECORDS	RPI 51-100	RPI 101-150	RPI 150+				
13- 13	0- 2	0- 0	OVERALL	2- 4	1- 1	10- 6				
8- 5	0- 1	0- 0	HOME	1- 2	1- 1	6- 1				
5- 7	0- 1	0- 0	AWAY	1- 2	0- 0	4- 4				
0- 1	0- 0	0- 0	NEUTRAL	0- 0	0- 0	0- 1				
5- 6	0- 1	0- 0	NON-CONFERENCE	0- 2	1- 0	4- 3				
3- 2	0- 1	0- 0	HOME	0- 1	1- 0	2- 0				
2- 3	0- 0	0- 0	AWAY	0- 1	0- 0	2- 2				
0- 1	0- 0	0- 0	NEUTRAL	0- 0	0- 0	0- 1				
8- 7	0- 1	0- 0	CONFERENCE	2- 2	0- 1	6- 3				
5- 3	0- 0	0- 0	HOME	1- 1	0- 1	4- 1				
3- 4	0- 1	0- 0	AWAY	1- 1	0- 0	2- 2				
0- 0	0- 0	0- 0	NEUTRAL	0- 0	0- 0	0- 0				

RPI S	Opponent	Score	RPI S	Opponent	Score	RPI S	Opponent	Score	RPI S	Opponent	Score	Team's RPI: 184
18	H Princeton	59 87				62	A East Carolina	60 89	117	H Marist	70 60	
23	A James Madison	64 94				71	A Drexel	56 61	120	H Elon	50 60	
						71	H Drexel	64 67	151	A Temple	69 58	
						77	H Fordham	44 49	156	H Bucknell	58 56	
						91	A Hofstra	73 62	170	A William & Mary	61 56	
						91	H Hofstra	64 53	170	H William & Mary	48 50	
									185	N Northern Ky.	58 63	
									195	A Lafayette	52 63	
									242	A Towson	49 56	
									242	H Towson	72 54	
									243	H UNCW	69 60	
									269	H Rider	68 53	
									270	A Col. of Charleston	49 55	
									270	H Col. of Charleston	80 49	
									277	A Cincinnati	59 67	
									302	A Vermont	68 46	
									306	A Northeastern	54 48	
									306	H Northeastern	70 61	
LAST 12 Division I GAMES:												
71	H Drexel	64 67	242	H Towson	72 54							
23	A James Madison	64 94	71	A Drexel	56 61							
170	A William & Mary	61 56	270	H Col. of Charleston	80 49							
243	H UNCW	69 60	170	H William & Mary	48 50							
306	H Northeastern	70 61	91	H Hofstra	64 53							
91	A Hofstra	73 62	306	A Northeastern	54 48							

Non-Div I Games:

Delaware

Loss, Non-Conf, S Site, H Home A Away N Neutral

Average RPI Win:	301	WON-LOST	WINNING	LAST 10	STRENGTH OF	OPP. STRENGTH	TEAM	ADJ.	CONF.	ADJ CONF.
Average RPI Loss:	234	RECORD	PCT. RANK	GAMES	SCHEDULE	OF SCHEDULE	RPI	RPI	RPI	RPI
DIV. I ONLY	3- 20	335	2- 8	341	329	347	347	31	31	
DIV. I NON-CONF.	1- 10	329	1- 0	309	242	335	335	29	29	
TOTALS	RPI 1-25	RPI 26-50	W-L RECORDS	RPI 51-100	RPI 101-150	RPI 150+				
3- 20	0- 0	0- 1	OVERALL	0- 1	0- 2	3- 16				
1- 5	0- 0	0- 0	HOME	0- 0	0- 0	1- 5				
2- 12	0- 0	0- 1	AWAY	0- 1	0- 2	2- 8				
0- 3	0- 0	0- 0	NEUTRAL	0- 0	0- 0	0- 3				
1- 10	0- 0	0- 1	NON-CONFERENCE	0- 0	0- 2	1- 7				
0- 0	0- 0	0- 0	HOME	0- 0	0- 0	0- 0				
1- 7	0- 0	0- 1	AWAY	0- 0	0- 2	1- 4				
0- 3	0- 0	0- 0	NEUTRAL	0- 0	0- 0	0- 3				
2- 10	0- 0	0- 0	CONFERENCE	0- 1	0- 0	2- 9				
1- 5	0- 0	0- 0	HOME	0- 0	0- 0	1- 5				
1- 5	0- 0	0- 0	AWAY	0- 1	0- 0	1- 4				
0- 0	0- 0	0- 0	NEUTRAL	0- 0	0- 0	0- 0				

RPI 1-25			RPI 26-50			RPI 51-100			RPI 101+			Team's RPI: 347
RPI	S	Opponent	Score	RPI	S	Opponent	Score	RPI	S	Opponent	Score	
				33	A	Pittsburgh	58 93	98	A	Hampton	61 74	
								106	A	Virginia	62 100	
								133	A	Central Mich.	63 91	
								180	H	Savannah St.	45 76	
								185	N	Northern Ky.	55 76	
								202	A	N.C. A&T	38 79	
								217	A	UNLV	78 91	
								229	A	George Mason	91 110	
								237	A	Detroit	52 74	
								253	N	Northern Ill.	59 79	
								260	H	Bethune-Cookman	72 71	
								279	A	South Carolina St.	62 64	
								279	H	South Carolina St.	60 65	
								297	H	Morgan St.	56 64	
								298	A	NJIT	56 54	
								310	A	Mt. St. Mary's	64 73	
								320	N	Binghamton	84 90	
								328	A	UMES	59 96	
								331	A	N.C. Central	59 66	
								334	H	Florida A&M	63 78	
								338	H	Coppin St.	62 80	
								344	A	Howard	58 50	
LAST 12 Division I GAMES:												
				98	A	Hampton	61 74	279	A	South Carolina St.	62 64	
				338	H	Coppin St.	62 80	331	A	N.C. Central	59 66	
				328	A	UMES	59 96	202	A	N.C. A&T	38 79	
				334	H	Florida A&M	63 78	180	H	Savannah St.	45 76	
				260	H	Bethune-Cookman	72 71	279	H	South Carolina St.	60 65	
				298	A	NJIT	56 54	344	A	Howard	58 50	

Non-Div I Games: Wilmington (DE) 74 44 Millersville 71 60

Delaware St.

Loss, Non-Conf, S Site, H Home A Away N Neutral

Average RPI Win: <b>262</b>	WON-LOST	WINNING	LAST 10	STRENGTH OF	OPP. STRENGTH	TEAM	ADJ.	CONF.	ADJ CONF.
Average RPI Loss: <b>170</b>	RECORD	PCT. RANK	GAMES	SCHEDULE	OF SCHEDULE	RPI	RPI	RPI	RPI
DIV. I ONLY	8- 20	286	2- 8	256	239	299	299	25	25
DIV. I NON-CONF.	3- 11	294	0- 0	311	209	332	332	25	25
TOTALS	RPI 1-25	RPI 26-50	W-L RECORDS	RPI 51-100	RPI 101-150	RPI 150+			
8- 20	0- 0	0- 0	OVERALL	1- 6	0- 2	7- 12			
6- 9	0- 0	0- 0	HOME	1- 2	0- 1	5- 6			
2- 9	0- 0	0- 0	AWAY	0- 3	0- 1	2- 5			
0- 2	0- 0	0- 0	NEUTRAL	0- 1	0- 0	0- 1			
3- 11	0- 0	0- 0	NON-CONFERENCE	0- 3	0- 2	3- 6			
2- 5	0- 0	0- 0	HOME	0- 1	0- 1	2- 3			
1- 4	0- 0	0- 0	AWAY	0- 1	0- 1	1- 2			
0- 2	0- 0	0- 0	NEUTRAL	0- 1	0- 0	0- 1			
5- 9	0- 0	0- 0	CONFERENCE	1- 3	0- 0	4- 6			
4- 4	0- 0	0- 0	HOME	1- 1	0- 0	3- 3			
1- 5	0- 0	0- 0	AWAY	0- 2	0- 0	1- 3			
0- 0	0- 0	0- 0	NEUTRAL	0- 0	0- 0	0- 0			

RPI S	Opponent	Score	RPI S	Opponent	Score	RPI S	Opponent	Score	RPI S	Opponent	Score	Team's RPI: 299
						61	A South Dakota St.	44 85	103	A Purdue	51 65	
						61	H South Dakota St.	77 72	126	H Colorado	49 77	
						74	A Colorado St.	61 81	166	H Belmont	43 72	
						79	A South Dakota	56 82	168	A Oral Roberts	44 65	
						79	H South Dakota	68 79	168	H Oral Roberts	66 57	
						80	H Hawaii	58 60	175	H Siena	62 78	
						92	N Wright St.	63 72	213	A Wyoming	41 82	
									221	H Cal St. Fullerton	61 78	
									232	A Western Ill.	56 75	
									232	H Western Ill.	66 93	
									234	A IUPUI	54 71	
									234	H IUPUI	64 68	
									249	A Weber St.	63 65	
									259	H North Dakota St.	75 73	
									275	N UC Irvine	55 63	
									292	H Omaha	60 53	
									309	A IPFW	82 75	
									309	H IPFW	51 68	
									321	A North Texas	63 55	
									339	H UMKC	74 66	
									343	H Air Force	107 66	
LAST 12 Division I GAMES:												
232	A	Western Ill.	56	75	79	A	South Dakota	56	82			
79	H	South Dakota	68	79	309	A	IPFW	82	75			
309	H	IPFW	51	68	234	A	IUPUI	54	71			
61	H	South Dakota St.	77	72	232	H	Western Ill.	66	93			
168	A	Oral Roberts	44	65	259	H	North Dakota St.	75	73			
234	H	IUPUI	64	68	292	H	Omaha	60	53			

Non-Div I Games:

Denver

Average RPI Win: <b>197</b>	WON-LOST	WINNING	LAST 10	STRENGTH OF	OPP. STRENGTH	TEAM	ADJ.	CONF.	ADJ CONF.
Average RPI Loss: <b>158</b>	RECORD	PCT. RANK	GAMES	SCHEDULE	OF SCHEDULE	RPI	RPI	RPI	RPI
DIV. I ONLY	8- 15	262	5- 5	166	200	237	237	12	12
DIV. I NON-CONF.	3- 8	263	0- 0	263	257	276	276	13	13
TOTALS	RPI 1-25	RPI 26-50	W-L RECORDS	RPI 51-100	RPI 101-150	RPI 150+			
8- 15	0- 0	0- 1	OVERALL	1- 5	2- 2	5- 7			
4- 6	0- 0	0- 1	HOME	0- 2	1- 1	3- 2			
4- 8	0- 0	0- 0	AWAY	1- 3	1- 1	2- 4			
0- 1	0- 0	0- 0	NEUTRAL	0- 0	0- 0	0- 1			
3- 8	0- 0	0- 0	NON-CONFERENCE	0- 3	1- 1	2- 4			
1- 2	0- 0	0- 0	HOME	0- 1	0- 1	1- 0			
2- 5	0- 0	0- 0	AWAY	0- 2	1- 0	1- 3			
0- 1	0- 0	0- 0	NEUTRAL	0- 0	0- 0	0- 1			
5- 7	0- 0	0- 1	CONFERENCE	1- 2	1- 1	3- 3			
3- 4	0- 0	0- 1	HOME	0- 1	1- 0	2- 2			
2- 3	0- 0	0- 0	AWAY	1- 1	0- 1	1- 1			
0- 0	0- 0	0- 0	NEUTRAL	0- 0	0- 0	0- 0			

RPI S	Opponent	Score	RPI S	Opponent	Score	RPI S	Opponent	Score	RPI S	Opponent	Score	Team's RPI: 237
27	H Green Bay	58 <b>75</b>	55	A Michigan	57 <b>76</b>	108	A Cleveland St.	65 <b>71</b>				
			58	A Ohio	57 <b>60</b>	108	H Cleveland St.	78 65				
			65	A Youngstown St.	59 58	114	A Toledo	83 72				
			65	H Youngstown St.	65 <b>70</b>	135	H St. Bonaventure	56 <b>68</b>				
			89	H Western Mich.	57 <b>71</b>	161	A Eastern Mich.	71 <b>75</b>				
			92	A Wright St.	57 <b>76</b>	199	A Ill.-Chicago	76 68				
						199	H Ill.-Chicago	70 65				
						228	A Niagara	49 <b>71</b>				
						238	A Oakland	58 <b>64</b>				
						238	H Oakland	73 62				
						255	H Valparaiso	68 <b>74</b>				
						277	A Cincinnati	38 <b>70</b>				
						282	H Milwaukee	68 <b>84</b>				
						303	N Southeast Mo. St.	51 <b>61</b>				
						309	A IPFW	81 74				
						347	H Delaware St.	74 52				
LAST 12 Division I GAMES:												
108	H Cleveland St.	78 65	27	H Green Bay	58 <b>75</b>							
238	A Oakland	58 <b>64</b>	238	H Oakland	73 62							
65	H Youngstown St.	65 <b>70</b>	108	A Cleveland St.	65 <b>71</b>							
199	A Ill.-Chicago	76 68	199	H Ill.-Chicago	70 65							
255	H Valparaiso	68 <b>74</b>	92	A Wright St.	57 <b>76</b>							
65	A Youngstown St.	59 58	282	H Milwaukee	68 <b>84</b>							

Non-Div I Games: Madonna 76 47 Marygrove 88 46

Detroit

Loss, Non-Conf, S Site, H Home A Away N Neutral

RPI 1-25			
RPI	S	Opponent	Score
8	H	Iowa	98 100
RPI 26-50			
RPI	S	Opponent	Score
RPI 51-100 Team's RPI: 70			
RPI	S	Opponent	Score
52	A	Iowa St.	67 84
54	H	Wichita St.	64 61
74	H	Colorado St.	56 69
77	N	Fordham	62 56
78	A	Creighton	71 93
79	H	South Dakota	78 83
RPI 101+			
RPI	S	Opponent	Score
111	A	UNI	76 72
111	H	UNI	87 67
130	A	Southern Ill.	76 81
130	H	Southern Ill.	81 66
138	H	Wisconsin	89 77
153	A	Indiana St.	72 65
153	H	Indiana St.	76 61
171	H	Missouri St.	94 89
174	A	UTSA	69 61
177	A	SIUE	60 74
241	A	Idaho St.	80 66
244	A	Evansville	79 62
244	H	Evansville	78 69
308	A	Loyola Chicago	86 60
312	A	Bradley	80 47
318	A	Illinois St.	70 47
318	H	Illinois St.	86 51
<b>LAST 12 Division I GAMES:</b>			
153	H	Indiana St.	76 61
244	H	Evansville	78 69
111	H	UNI	87 67
318	A	Illinois St.	70 47
130	A	Southern Ill.	76 81
54	H	Wichita St.	64 61
171	H	Missouri St.	94 89
244	A	Evansville	79 62
153	A	Indiana St.	72 65
111	A	UNI	76 72
130	H	Southern Ill.	81 66
318	H	Illinois St.	86 51

Drake

Page 70

Average RPI Win:	198	WON-LOST	WINNING	LAST 10	STRENGTH OF	OPP. STRENGTH	TEAM	ADJ.	CONF.	ADJ CONF.
Average RPI Loss:	70	RECORD	PCT. RANK	GAMES	SCHEDULE	OF SCHEDULE	RPI	RPI	RPI	RPI
DIV. I ONLY	17- 9	83	7- 3	90	98	71	71	13	13	
DIV. I NON-CONF.	6- 5	145	0- 0	60	58	79	79	11	11	
TOTALS	RPI 1-25	RPI 26-50	W-L RECORDS	RPI 51-100	RPI 101-150	RPI 150+				
17- 9	0- 3	0- 2	OVERALL	2- 1	3- 2	12- 1				
8- 3	0- 1	0- 0	HOME	1- 1	2- 0	5- 1				
7- 5	0- 2	0- 2	AWAY	1- 0	1- 1	5- 0				
2- 1	0- 0	0- 0	NEUTRAL	0- 0	0- 1	2- 0				
6- 5	0- 1	0- 2	NON-CONFERENCE	1- 0	2- 2	3- 0				
4- 0	0- 0	0- 0	HOME	1- 0	2- 0	1- 0				
0- 4	0- 1	0- 2	AWAY	0- 0	0- 1	0- 0				
2- 1	0- 0	0- 0	NEUTRAL	0- 0	0- 1	2- 0				
11- 4	0- 2	0- 0	CONFERENCE	1- 1	1- 0	9- 1				
4- 3	0- 1	0- 0	HOME	0- 1	0- 0	4- 1				
7- 1	0- 1	0- 0	AWAY	1- 0	1- 0	5- 0				
0- 0	0- 0	0- 0	NEUTRAL	0- 0	0- 0	0- 0				

RPI 1-25				RPI 26-50				RPI 51-100 Team's RPI: 71				RPI 101+			
RPI	S	Opponent	Score	RPI	S	Opponent	Score	RPI	S	Opponent	Score	RPI	S	Opponent	Score
18	A	Princeton	43 59	31	A	Quinnipiac	50 74	66	H	Penn	67 58	103	H	Cornell	62 53
23	A	James Madison	51 66	33	A	Pittsburgh	53 72	91	A	Hofstra	63 56	106	A	Virginia	66 72
23	H	James Madison	54 73					91	H	Hofstra	52 53	112	H	Saint Joseph's	76 63
												120	A	Elon	57 47
												135	N	St. Bonaventure	32 43
												170	A	William & Mary	49 46
												170	H	William & Mary	68 72
												184	A	Delaware	67 64
												184	H	Delaware	61 56
												198	N	Sacred Heart	61 54
												242	A	Towson	66 52
												243	A	UNCW	61 44
												243	H	UNCW	58 53
												270	A	Col. of Charleston	63 52
												270	H	Col. of Charleston	64 47
												281	H	Colgate	59 51
												286	N	Miami (OH)	71 54
												306	H	Northeastern	58 35
LAST 12 Division I GAMES:															
184	A	Delaware	67 64	270	H	Col. of Charleston	64 47								
270	A	Col. of Charleston	63 52	184	H	Delaware	61 56								
242	A	Towson	66 52	91	A	Hofstra	63 56								
23	H	James Madison	54 73	23	A	James Madison	51 66								
170	H	William & Mary	68 72	170	A	William & Mary	49 46								
243	A	UNCW	61 44	243	H	UNCW	58 53								

Non-Div I Games:

Drexel

■ Loss, 
■ Non-Conf, 
■ S Site, 
■ H Home 
■ A Away 
N Neutral

Average RPI Win: <b>125</b>	WON-LOST	WINNING	LAST 10	STRENGTH OF	OPP. STRENGTH	TEAM	ADJ.	CONF.	ADJ CONF.
Average RPI Loss: <b>31</b>	RECORD	PCT. RANK	GAMES	SCHEDULE	OF SCHEDULE	RPI	RPI	RPI	RPI
DIV. I ONLY	<b>19- 8</b>	<b>59</b>	<b>7- 3</b>	<b>4</b>	<b>15</b>	<b>14</b>	<b>14</b>	<b>3</b>	<b>3</b>
DIV. I NON-CONF.	<b>9- 4</b>	<b>84</b>	<b>0- 0</b>	<b>7</b>	<b>27</b>	<b>19</b>	<b>19</b>	<b>3</b>	<b>3</b>
TOTALS	RPI 1-25	RPI 26-50	W-L RECORDS	RPI 51-100	RPI 101-150	RPI 150+			
19- 8	5- 5	1- 1	OVERALL	1- 2	2- 0	10- 0			
14- 1	4- 1	1- 0	HOME	1- 0	0- 0	8- 0			
5- 7	1- 4	0- 1	AWAY	0- 2	2- 0	2- 0			
0- 0	0- 0	0- 0	NEUTRAL	0- 0	0- 0	0- 0			
9- 4	2- 3	0- 1	NON-CONFERENCE	0- 0	1- 0	6- 0			
7- 1	2- 1	0- 0	HOME	0- 0	0- 0	5- 0			
2- 3	0- 2	0- 1	AWAY	0- 0	1- 0	1- 0			
0- 0	0- 0	0- 0	NEUTRAL	0- 0	0- 0	0- 0			
10- 4	3- 2	1- 0	CONFERENCE	1- 2	1- 0	4- 0			
7- 0	2- 0	1- 0	HOME	1- 0	0- 0	3- 0			
3- 4	1- 2	0- 0	AWAY	0- 2	1- 0	1- 0			
0- 0	0- 0	0- 0	NEUTRAL	0- 0	0- 0	0- 0			

RPI	S	Opponent	Score
3	A	Notre Dame	50 <b>63</b>
4	H	South Carolina	50 <b>51</b>
5	A	UConn	52 <b>83</b>
7	H	Louisville	66 58
11	H	Kentucky	89 68
12	A	North Carolina	74 67
13	A	Florida St.	58 <b>74</b>
19	A	Texas A&M	59 <b>63</b>
20	H	Oklahoma	92 72
25	H	Syracuse	74 72

RPI	S	Opponent	Score
33	H	Pittsburgh	62 45
34	A	Nebraska	54 <b>60</b>

RPI	S	Opponent	Score
56	H	Miami (FL)	68 53
68	A	North Carolina St.	59 <b>72</b>
100	A	Boston College	56 <b>60</b>

RPI	S	Opponent	Score
106	A	Virginia	71 45
142	A	Old Dominion	82 66
154	A	Alabama	90 40
162	H	Buffalo	88 54
169	H	Stony Brook	72 42
178	H	Clemson	89 60
202	H	N.C. A&T	87 36
205	A	Wake Forest	70 53
205	H	Wake Forest	70 63
210	H	Virginia Tech	65 40
225	H	UMass Lowell	95 48
258	H	Marquette	83 51

## LAST 12 Division I GAMES:

68	A	North Carolina St.	59 <b>72</b>	33	H	Pittsburgh	62 45
3	A	Notre Dame	50 <b>63</b>	12	A	North Carolina	74 67
106	A	Virginia	71 45	100	A	Boston College	56 <b>60</b>
178	H	Clemson	89 60	56	H	Miami (FL)	68 53
205	A	Wake Forest	70 53	210	H	Virginia Tech	65 40
7	H	Louisville	66 58	13	A	Florida St.	58 <b>74</b>

Non-Div I Games:

Duke

■ Loss, 
 ■ Non-Conf, S Site, 
 ■ Home 
 ■ Away 
 N Neutral



Average RPI Win:	176	WON-LOST	WINNING	LAST 10	STRENGTH OF	OPP. STRENGTH	TEAM	ADJ.	CONF.	ADJ CONF.
Average RPI Loss:	67	RECORD	PCT. RANK	GAMES	SCHEDULE	OF SCHEDULE	RPI	RPI	RPI	RPI
DIV. I ONLY	19- 8	59	9- 1	86	83	45	45	6	6	
DIV. I NON-CONF.	8- 5	123	0- 0	149	94	86	86	6	6	
TOTALS	RPI 1-25	RPI 26-50	W-L RECORDS	RPI 51-100	RPI 101-150	RPI 150+				
19- 8	0- 4	1- 1	OVERALL	2- 1	6- 1	10- 1				
10- 2	0- 2	1- 0	HOME	1- 0	3- 0	5- 0				
8- 6	0- 2	0- 1	AWAY	1- 1	3- 1	4- 1				
1- 0	0- 0	0- 0	NEUTRAL	0- 0	0- 0	1- 0				
8- 5	0- 2	1- 1	NON-CONFERENCE	0- 1	2- 0	5- 1				
3- 2	0- 2	1- 0	HOME	0- 0	0- 0	2- 0				
4- 3	0- 0	0- 1	AWAY	0- 1	2- 0	2- 1				
1- 0	0- 0	0- 0	NEUTRAL	0- 0	0- 0	1- 0				
11- 3	0- 2	0- 0	CONFERENCE	2- 0	4- 1	5- 0				
7- 0	0- 0	0- 0	HOME	1- 0	3- 0	3- 0				
4- 3	0- 2	0- 0	AWAY	1- 0	1- 1	2- 0				
0- 0	0- 0	0- 0	NEUTRAL	0- 0	0- 0	0- 0				

RPI 1-25				RPI 26-50				Team's RPI: 45	RPI 51-100				RPI 101+			
RPI	S	Opponent	Score	RPI	S	Opponent	Score		RPI	S	Opponent	Score	RPI	S	Opponent	Score
15	A	Dayton	67 78	27	A	Green Bay	52 84		64	A	West Virginia	60 79	110	A	Lehigh	82 75
17	A	George Washington	56 83	33	H	Pittsburgh	87 77		77	A	Fordham	56 46	112	H	Saint Joseph's	63 54
18	H	Princeton	62 79						96	H	Richmond	58 51	119	A	Ball St.	82 62
25	H	Syracuse	84 90										121	A	Rhode Island	61 62
													121	H	Rhode Island	60 50
													127	H	VCU	83 47
													135	A	St. Bonaventure	76 63
													155	H	Saint Louis	77 64
													163	A	Robert Morris	71 57
													176	A	La Salle	72 66
													197	A	Massachusetts	69 49
													229	H	George Mason	88 54
													247	A	Providence	56 67
													248	H	Davidson	83 47
													285	N	Jackson St.	90 72
													288	H	Kent St.	86 60
													322	H	Saint Francis (PA)	92 52
													344	A	Howard	89 63
LAST 12 Division I GAMES:																
121	H	Rhode Island	60 50	135	A	St. Bonaventure	76 63		248	H	Davidson	83 47				
96	H	Richmond	58 51	17	A	George Washington	56 83		112	H	Saint Joseph's	63 54				
197	A	Massachusetts	69 49	155	H	Saint Louis	77 64		101	A	Ball St.	82 62				
176	A	La Salle	72 66	15	A	Dayton	67 78									
127	H	VCU	83 47													
77	A	Fordham	56 46													

Non-Div I Games:

Duquesne

# East Carolina

Through Games Of Feb. 22, 2015

Average RPI Win:	195	WON-LOST	WINNING	LAST 10	STRENGTH OF	OPP. STRENGTH	TEAM	ADJ.	CONF.	ADJ CONF.
Average RPI Loss:	64	RECORD	PCT. RANK	GAMES	SCHEDULE	OF SCHEDULE	RPI	RPI	RPI	RPI
DIV. I ONLY	19- 8	59	8- 2	122	76	62	62	7	7	
DIV. I NON-CONF.	9- 2	35	0- 0	196	101	58	58	7	7	
TOTALS	RPI 1-25	RPI 26-50	W-L RECORDS	RPI 51-100	RPI 101-150	RPI 150+				
19- 8	1- 4	1- 1	OVERALL	1- 0	3- 2	13- 1				
9- 3	1- 1	0- 1	HOME	0- 0	0- 1	8- 0				
8- 4	0- 2	1- 0	AWAY	1- 0	2- 1	4- 1				
2- 1	0- 1	0- 0	NEUTRAL	0- 0	1- 0	1- 0				
9- 2	0- 1	0- 0	NON-CONFERENCE	1- 0	2- 1	6- 0				
4- 0	0- 0	0- 0	HOME	0- 0	0- 0	4- 0				
3- 1	0- 0	0- 0	AWAY	1- 0	1- 1	1- 0				
2- 1	0- 1	0- 0	NEUTRAL	0- 0	1- 0	1- 0				
10- 6	1- 3	1- 1	CONFERENCE	0- 0	1- 1	7- 1				
5- 3	1- 1	0- 1	HOME	0- 0	0- 1	4- 0				
5- 3	0- 2	1- 0	AWAY	0- 0	1- 0	3- 1				
0- 0	0- 0	0- 0	NEUTRAL	0- 0	0- 0	0- 0				

RPI 1-25				RPI 26-50				RPI 51-100 Team's RPI: 62				RPI 101+			
RPI	S	Opponent	Score	RPI	S	Opponent	Score	RPI	S	Opponent	Score	RPI	S	Opponent	Score
5	A	UConn	32 87	47	A	Tulane	67 63	58	A	Ohio	76 68	108	A	Cleveland St.	57 59
5	H	UConn	38 89	47	H	Tulane	63 76					121	A	Rhode Island	66 38
24	A	South Fla.	62 69									136	A	Tulsa	77 68
24	H	South Fla.	65 64									136	H	Tulsa	63 74
25	N	Syracuse	58 69									138	N	Wisconsin	61 43
												158	A	Memphis	57 60
												158	H	Memphis	60 39
												183	N	Fairfield	83 68
												184	H	Delaware	89 60
												239	A	SMU	67 49
												239	H	SMU	67 53
												260	H	Bethune-Cookman	71 42
												267	H	Norfolk St.	65 36
												270	H	Col. of Charleston	68 55
												273	A	Houston	87 46
												273	H	Houston	79 56
												277	A	Cincinnati	78 53
												277	H	Cincinnati	53 40
												278	A	Loyola Maryland	82 33
LAST 12 Division I GAMES:															
277	H	Cincinnati	53 40	5	A	UConn	32 87								
239	H	SMU	67 53	136	H	Tulsa	63 74								
24	H	South Fla.	65 64	239	A	SMU	67 49								
277	A	Cincinnati	78 53	158	H	Memphis	60 39								
273	H	Houston	79 56	136	A	Tulsa	77 68								
47	A	Tulane	67 63	273	A	Houston	87 46								

Non-Div I Games:

East Carolina

Loss, Non-Conf, S Site, H Home A Away N Neutral

Average RPI Win:	251	WON-LOST	WINNING	LAST 10	STRENGTH OF	OPP. STRENGTH	TEAM	ADJ.	CONF.	ADJ CONF.
Average RPI Loss:	147	RECORD	PCT. RANK	GAMES	SCHEDULE	OF SCHEDULE	RPI	RPI	RPI	RPI
DIV. I ONLY	19- 8	59	9- 1	279	252	115	115	20	20	
DIV. I NON-CONF.	8- 7	157	0- 0	270	279	173	173	22	22	
TOTALS	RPI 1-25	RPI 26-50	W-L RECORDS	RPI 51-100	RPI 101-150	RPI 150+				
19- 8	0- 1	0- 1	OVERALL	0- 0	2- 0	17- 6				
9- 2	0- 0	0- 1	HOME	0- 0	1- 0	8- 1				
10- 5	0- 1	0- 0	AWAY	0- 0	1- 0	9- 4				
0- 1	0- 0	0- 0	NEUTRAL	0- 0	0- 0	0- 1				
8- 7	0- 1	0- 0	NON-CONFERENCE	0- 0	0- 0	8- 6				
3- 1	0- 0	0- 0	HOME	0- 0	0- 0	3- 1				
5- 5	0- 1	0- 0	AWAY	0- 0	0- 0	5- 4				
0- 1	0- 0	0- 0	NEUTRAL	0- 0	0- 0	0- 1				
11- 1	0- 0	0- 1	CONFERENCE	0- 0	2- 0	9- 0				
6- 1	0- 0	0- 1	HOME	0- 0	1- 0	5- 0				
5- 0	0- 0	0- 0	AWAY	0- 0	1- 0	4- 0				
0- 0	0- 0	0- 0	NEUTRAL	0- 0	0- 0	0- 0				

RPI 1-25				RPI 26-50				RPI 51-100				RPI 101+ Team's RPI: 115			
RPI	S	Opponent	Score	RPI	S	Opponent	Score	RPI	S	Opponent	Score	RPI	S	Opponent	Score
12	A	North Carolina	62 95	26	H	Chattanooga	56 64					146	A	Furman	73 72
												146	H	Furman	72 61
												153	A	Indiana St.	69 76
												157	H	Appalachian St.	70 76
												160	A	Indiana	69 97
												179	H	Iona	76 64
												187	A	Mercer	72 70
												187	H	Mercer	70 49
												191	H	High Point	84 76
												193	H	Samford	48 46
												210	A	Virginia Tech	65 72
												211	N	Jacksonville St.	56 57
												229	A	George Mason	84 71
												230	A	Morehead St.	86 77
												243	A	UNCW	48 61
												268	H	Eastern Ky.	64 49
												300	A	Wofford	79 47
												300	H	Wofford	69 47
												301	A	UNC Greensboro	84 66
												301	H	UNC Greensboro	87 65
												313	A	Western Caro.	63 60
												313	H	Western Caro.	51 40
												322	A	Saint Francis (PA)	79 63
												327	A	UNC Asheville	81 68
												342	A	Alabama A&M	88 64
LAST 12 Division I GAMES:															
				187	H	Mercer	70 49					193	H	Samford	48 46
				301	A	UNC Greensboro	84 66					187	A	Mercer	72 70
				313	H	Western Caro.	51 40					300	H	Wofford	69 47
				146	H	Furman	72 61					301	H	UNC Greensboro	87 65
				313	A	Western Caro.	63 60					300	A	Wofford	79 47
				26	H	Chattanooga	56 64					146	A	Furman	73 72

Non-Div I Games:

East Tenn. St.

■ Loss, 
■ Non-Conf, 
■ S Site, 
■ H Home 
■ A Away 
N Neutral

Average RPI Win:	281	WON-LOST	WINNING	LAST 10	STRENGTH OF	OPP. STRENGTH	TEAM	ADJ.	CONF.	ADJ CONF.
Average RPI Loss:	205	RECORD	PCT. RANK	GAMES	SCHEDULE	OF SCHEDULE	RPI	RPI	RPI	RPI
DIV. I ONLY	10- 17	250	4- 6	321	308	296	296	26	26	
DIV. I NON-CONF.	3- 10	287	0- 0	265	309	321	321	26	26	
TOTALS	RPI 1-25	RPI 26-50	W-L RECORDS	RPI 51-100	RPI 101-150	RPI 150+				
10- 17	0- 1	0- 1	OVERALL	0- 0	0- 2	10- 13				
7- 5	0- 0	0- 0	HOME	0- 0	0- 0	7- 5				
3- 9	0- 0	0- 0	AWAY	0- 0	0- 1	3- 8				
0- 3	0- 1	0- 1	NEUTRAL	0- 0	0- 1	0- 0				
3- 10	0- 1	0- 1	NON-CONFERENCE	0- 0	0- 1	3- 7				
2- 3	0- 0	0- 0	HOME	0- 0	0- 0	2- 3				
1- 4	0- 0	0- 0	AWAY	0- 0	0- 0	1- 4				
0- 3	0- 1	0- 1	NEUTRAL	0- 0	0- 1	0- 0				
7- 7	0- 0	0- 0	CONFERENCE	0- 0	0- 1	7- 6				
5- 2	0- 0	0- 0	HOME	0- 0	0- 0	5- 2				
2- 5	0- 0	0- 0	AWAY	0- 0	0- 1	2- 4				
0- 0	0- 0	0- 0	NEUTRAL	0- 0	0- 0	0- 0				

RPI 1-25				RPI 26-50				RPI 51-100				RPI 101+				Team's RPI: 296	
RPI	S	Opponent	Score	RPI	S	Opponent	Score	RPI	S	Opponent	Score	RPI	S	Opponent	Score		
13	N	Florida St.	55 91	35	N	Northwestern	44 92					110	N	Lehigh	69 72		
												134	A	UT Martin	51 81		
												155	H	Saint Louis	49 63		
												166	H	Belmont	77 72		
												177	H	SIUE	48 65		
												199	H	Ill.-Chicago	66 78		
												200	A	Tennessee St.	44 57		
												211	H	Jacksonville St.	66 63		
												230	A	Morehead St.	62 67		
												232	A	Western Ill.	54 63		
												234	A	IUPUI	44 66		
												253	H	Northern Ill.	55 46		
												265	A	Austin Peay	72 83		
												265	H	Austin Peay	63 66		
												268	A	Eastern Ky.	68 42		
												282	A	Milwaukee	63 72		
												292	H	Omaha	77 66		
												303	A	Southeast Mo. St.	65 69		
												303	H	Southeast Mo. St.	49 48		
												308	A	Loyola Chicago	52 63		
												321	A	North Texas	59 57		
												329	A	Murray St.	81 67		
												329	H	Murray St.	75 59		
												335	H	Tennessee Tech	67 59		
												339	H	UMKC	53 69		
LAST 12 Division I GAMES:																	
				303	H	Southeast Mo. St.	49 48					265	H	Austin Peay	63 66		
				329	A	Murray St.	81 67					134	A	UT Martin	51 81		
				265	A	Austin Peay	72 83					230	A	Morehead St.	62 67		
				303	A	Southeast Mo. St.	65 69					268	A	Eastern Ky.	68 42		
				177	H	SIUE	48 65					166	H	Belmont	77 72		
				329	H	Murray St.	75 59					200	A	Tennessee St.	44 57		

Non-Div I Games:

Eastern Ill.

■ Loss, 
■ Non-Conf, 
■ S Site, 
■ H Home 
■ A Away 
N Neutral

Average RPI Win:	280	WON-LOST	WINNING	LAST 10	STRENGTH OF	OPP. STRENGTH	TEAM	ADJ.	CONF.	ADJ CONF.
Average RPI Loss:	185	RECORD	PCT. RANK	GAMES	SCHEDULE	OF SCHEDULE	RPI	RPI	RPI	RPI
DIV. I ONLY	8- 14	254	3- 6	278	312	268	268	26	26	
DIV. I NON-CONF.	4- 5	188	0- 0	201	315	199	199	26	26	
TOTALS	RPI 1-25	RPI 26-50	W-L RECORDS	RPI 51-100	RPI 101-150	RPI 150+				
8- 14	0- 0	0- 0	OVERALL	0- 2	1- 2	7- 10				
2- 6	0- 0	0- 0	HOME	0- 1	1- 0	1- 5				
4- 7	0- 0	0- 0	AWAY	0- 1	0- 2	4- 4				
2- 1	0- 0	0- 0	NEUTRAL	0- 0	0- 0	2- 1				
4- 5	0- 0	0- 0	NON-CONFERENCE	0- 2	1- 1	3- 2				
1- 1	0- 0	0- 0	HOME	0- 1	1- 0	0- 0				
1- 3	0- 0	0- 0	AWAY	0- 1	0- 1	1- 1				
2- 1	0- 0	0- 0	NEUTRAL	0- 0	0- 0	2- 1				
4- 9	0- 0	0- 0	CONFERENCE	0- 0	0- 1	4- 8				
1- 5	0- 0	0- 0	HOME	0- 0	0- 0	1- 5				
3- 4	0- 0	0- 0	AWAY	0- 0	0- 1	3- 3				
0- 0	0- 0	0- 0	NEUTRAL	0- 0	0- 0	0- 0				

RPI S	Opponent	Score	RPI S	Opponent	Score	RPI S	Opponent	Score	RPI S	Opponent	Score	Team's RPI: 268
						64	A West Virginia	42 67	115	A East Tenn. St.	49 64	
						96	H Richmond	56 70	124	H Marshall	63 58	
									134	A UT Martin	63 76	
									166	H Belmont	59 76	
									177	H SIUE	61 71	
									187	A Mercer	64 69	
									200	A Tennessee St.	74 86	
									200	H Tennessee St.	62 68	
									211	A Jacksonville St.	53 73	
									230	A Morehead St.	58 76	
									230	H Morehead St.	70 64	
									252	N North Florida	45 62	
									262	N Central Ark.	56 55	
									265	H Austin Peay	71 81	
									296	H Eastern Ill.	42 68	
									303	A Southeast Mo. St.	57 54	
									313	N Western Caro.	71 62	
									329	A Murray St.	64 59	
									335	A Tennessee Tech	97 93	
									342	A Alabama A&M	62 56	
LAST 12 Division I GAMES:												
			230	H Morehead St.	70 64		335	A Tennessee Tech	97 93			
			200	A Tennessee St.	74 86		329	A Murray St.	64 59			
			166	H Belmont	59 76		177	H SIUE	61 71			
			200	H Tennessee St.	62 68		296	H Eastern Ill.	42 68			
			230	A Morehead St.	58 76		303	A Southeast Mo. St.	57 54			
			211	A Jacksonville St.	53 73		134	A UT Martin	63 76			

Non-Div I Games: Asbury 73 48

Eastern Ky.

■ Loss, 
 ■ Non-Conf, 
 ■ S Site, 
 ■ Home 
 ■ A Away 
 N Neutral

Average RPI Win:	207	WON-LOST	WINNING	LAST 10	STRENGTH OF	OPP. STRENGTH	TEAM	ADJ.	CONF.	ADJ CONF.
Average RPI Loss:	128	RECORD	PCT. RANK	GAMES	SCHEDULE	OF SCHEDULE	RPI	RPI	RPI	RPI
DIV. I ONLY	11- 11	173	6- 4	165	134	161	161	16	16	
DIV. I NON-CONF.	4- 4	158	0- 0	241	65	160	160	17	17	
TOTALS	RPI 1-25	RPI 26-50	W-L RECORDS	RPI 51-100	RPI 101-150	RPI 150+				
11- 11	0- 0	0- 0	OVERALL	1- 5	3- 2	7- 4				
5- 4	0- 0	0- 0	HOME	0- 1	2- 2	3- 1				
4- 7	0- 0	0- 0	AWAY	1- 4	1- 0	2- 3				
2- 0	0- 0	0- 0	NEUTRAL	0- 0	0- 0	2- 0				
4- 4	0- 0	0- 0	NON-CONFERENCE	0- 2	1- 0	3- 2				
2- 0	0- 0	0- 0	HOME	0- 0	1- 0	1- 0				
0- 4	0- 0	0- 0	AWAY	0- 2	0- 0	0- 2				
2- 0	0- 0	0- 0	NEUTRAL	0- 0	0- 0	2- 0				
7- 7	0- 0	0- 0	CONFERENCE	1- 3	2- 2	4- 2				
3- 4	0- 0	0- 0	HOME	0- 1	1- 2	2- 1				
4- 3	0- 0	0- 0	AWAY	1- 2	1- 0	2- 1				
0- 0	0- 0	0- 0	NEUTRAL	0- 0	0- 0	0- 0				

RPI 1-25			RPI 26-50			RPI 51-100			RPI 101+			Team's RPI: 161
RPI	S	Opponent	Score	RPI	S	Opponent	Score	RPI	S	Opponent	Score	Score
						55	A Michigan	52	81	108	H Cleveland St.	71 68
						58	A Ohio	73	61	114	A Toledo	75 61
						58	H Ohio	59	82	114	H Toledo	72 81
						75	A Akron	48	65	119	H Ball St.	62 72
						89	A Western Mich.	56	83	133	H Central Mich.	85 64
						94	A Michigan St.	61	69	162	H Buffalo	53 75
										168	A Oral Roberts	62 63
										216	A Tex.-Pan American	75 81
										221	N Cal St. Fullerton	78 74
										237	H Detroit	75 71
										249	N Weber St.	57 42
										253	A Northern Ill.	48 54
										286	A Miami (OH)	54 51
										286	H Miami (OH)	56 38
										288	A Kent St.	70 53
										294	H Bowling Green	64 52
LAST 12 Division I GAMES:												
114	H	Toledo	72 81	162	H	Buffalo	53 75					
58	A	Ohio	73 61	89	A	Western Mich.	56 83					
133	H	Central Mich.	85 64	114	A	Toledo	75 61					
119	H	Ball St.	62 72	286	H	Miami (OH)	56 38					
286	A	Miami (OH)	54 51	294	H	Bowling Green	64 52					
288	A	Kent St.	70 53	58	H	Ohio	59 82					

Non-Div I Games: Kent St.-Tuscarawas 127 40 Hillsdale 73 56 Madonna 88 68

Eastern Mich.

Average RPI Win:	223	WON-LOST	WINNING	LAST 10	STRENGTH OF	OPP. STRENGTH	TEAM	ADJ.	CONF.	ADJ CONF.
Average RPI Loss:	165	RECORD	PCT. RANK	GAMES	SCHEDULE	OF SCHEDULE	RPI	RPI	RPI	RPI
DIV. I ONLY	15- 8	88	6- 0	292	208	137	137	21	21	
DIV. I NON-CONF.	5- 4	139	1- 0	262	224	166	166	21	21	
TOTALS	RPI 1-25	RPI 26-50	W-L RECORDS	RPI 51-100	RPI 101-150	RPI 150+				
15- 8	0- 0	0- 1	OVERALL	1- 0	3- 3	11- 4				
8- 2	0- 0	0- 1	HOME	1- 0	1- 1	6- 0				
6- 6	0- 0	0- 0	AWAY	0- 0	2- 2	4- 4				
1- 0	0- 0	0- 0	NEUTRAL	0- 0	0- 0	1- 0				
5- 4	0- 0	0- 1	NON-CONFERENCE	1- 0	1- 1	3- 2				
2- 1	0- 0	0- 1	HOME	1- 0	0- 0	1- 0				
2- 3	0- 0	0- 0	AWAY	0- 0	1- 1	1- 2				
1- 0	0- 0	0- 0	NEUTRAL	0- 0	0- 0	1- 0				
10- 4	0- 0	0- 0	CONFERENCE	0- 0	2- 2	8- 2				
6- 1	0- 0	0- 0	HOME	0- 0	1- 1	5- 0				
4- 3	0- 0	0- 0	AWAY	0- 0	1- 1	3- 2				
0- 0	0- 0	0- 0	NEUTRAL	0- 0	0- 0	0- 0				

RPI 1-25			RPI 26-50			RPI 51-100			RPI 101+ Team's RPI: 137		
RPI	S	Opponent	Score	RPI	S	Opponent	Score	RPI	S	Opponent	Score
				42	H	Gonzaga	60 61	54	H	Wichita St.	86 58
								105	H	Montana	65 64
								128	A	Sacramento St.	80 79
								128	H	Sacramento St.	67 73
								144	A	Boise St.	72 90
								148	A	Florida	67 56
								149	A	North Dakota	82 96
								182	A	Northern Colo.	56 64
								189	A	Idaho	58 71
								189	H	Idaho	71 65
								196	H	Montana St.	72 58
								239	A	SMU	53 69
								240	H	Southern Utah	88 67
								241	A	Idaho St.	88 75
								245	A	Abilene Christian	72 79
								249	A	Weber St.	69 55
								274	H	Northern Ariz.	73 42
								289	H	Portland	72 65
								304	A	Portland St.	77 63
								304	H	Portland St.	101 54
								305	N	Ga. Southern	55 42
								326	A	Utah Valley	68 62
LAST 12 Division I GAMES:											
148	A	Florida	67 56	105	H	Montana	65 64				
274	H	Northern Ariz.	73 42	189	A	Idaho	58 71				
240	H	Southern Utah	88 67	149	A	North Dakota	82 96				
304	A	Portland St.	77 63	182	A	Northern Colo.	56 64				
128	A	Sacramento St.	80 79	128	H	Sacramento St.	67 73				
196	H	Montana St.	72 58	304	H	Portland St.	101 54				

Non-Div I Games: Saint Martin's 69 39 Central Wash. 83 70

Eastern Wash.

■ Loss, 
■ Non-Conf, S Site, 
■ Home 
■ Away 
N Neutral

Average RPI Win: <b>215</b>	WON-LOST	WINNING	LAST 10	STRENGTH OF	OPP. STRENGTH	TEAM	ADJ.	CONF.	ADJ CONF.
Average RPI Loss: <b>101</b>	RECORD	PCT. RANK	GAMES	SCHEDULE	OF SCHEDULE	RPI	RPI	RPI	RPI
DIV. I ONLY	<b>14- 10</b>	<b>119</b>	<b>6- 4</b>	<b>143</b>	<b>115</b>	<b>120</b>	<b>120</b>	<b>13</b>	<b>13</b>
DIV. I NON-CONF.	<b>5- 4</b>	<b>139</b>	<b>0- 0</b>	<b>27</b>	<b>110</b>	<b>68</b>	<b>68</b>	<b>11</b>	<b>11</b>
TOTALS	RPI 1-25	RPI 26-50	W-L RECORDS	RPI 51-100	RPI 101-150	RPI 150+			
14- 10	0- 3	0- 1	OVERALL	1- 3	1- 0	12- 3			
7- 5	0- 1	0- 1	HOME	1- 2	1- 0	5- 1			
7- 4	0- 1	0- 0	AWAY	0- 1	0- 0	7- 2			
0- 1	0- 1	0- 0	NEUTRAL	0- 0	0- 0	0- 0			
5- 4	0- 1	0- 1	NON-CONFERENCE	1- 1	1- 0	3- 1			
3- 1	0- 0	0- 1	HOME	1- 0	1- 0	1- 0			
2- 2	0- 0	0- 0	AWAY	0- 1	0- 0	2- 1			
0- 1	0- 1	0- 0	NEUTRAL	0- 0	0- 0	0- 0			
9- 6	0- 2	0- 0	CONFERENCE	0- 2	0- 0	9- 2			
4- 4	0- 1	0- 0	HOME	0- 2	0- 0	4- 1			
5- 2	0- 1	0- 0	AWAY	0- 0	0- 0	5- 1			
0- 0	0- 0	0- 0	NEUTRAL	0- 0	0- 0	0- 0			

RPI 1-25				RPI 26-50				RPI 51-100				RPI 101+ Team's RPI: 120			
RPI	S	Opponent	Score	RPI	S	Opponent	Score	RPI	S	Opponent	Score	RPI	S	Opponent	Score
12	N	North Carolina	67 <b>85</b>	49	H	Vanderbilt	50 <b>66</b>	68	A	North Carolina St.	51 <b>84</b>	146	H	Furman	81 71
23	A	James Madison	60 <b>89</b>					71	H	Drexel	47 <b>57</b>	170	A	William & Mary	72 59
23	H	James Madison	51 <b>68</b>					88	H	Liberty	73 62	170	H	William & Mary	64 60
								91	H	Hofstra	53 <b>55</b>	184	A	Delaware	60 50
												190	A	Charlotte	67 54
												191	A	High Point	71 <b>87</b>
												209	H	Navy	69 56
												214	A	Campbell	77 51
												242	A	Towson	84 70
												242	H	Towson	58 43
												243	A	UNCW	68 <b>76</b>
												243	H	UNCW	82 <b>86</b>
												270	A	Col. of Charleston	75 71
												270	H	Col. of Charleston	77 68
												306	A	Northeastern	74 73
												306	H	Northeastern	80 77
LAST 12 Division I GAMES:															
170	H	William & Mary	64 60	23	A	James Madison	60 <b>89</b>								
306	A	Northeastern	74 73	306	H	Northeastern	80 77								
91	H	Hofstra	53 <b>55</b>	243	A	UNCW	68 <b>76</b>								
243	H	UNCW	82 <b>86</b>	242	H	Towson	58 43								
270	A	Col. of Charleston	75 71	23	H	James Madison	51 <b>68</b>								
242	A	Towson	84 70	270	H	Col. of Charleston	77 68								

Non-Div I Games: Anderson (SC) 77 72 Lenoir-Rhyne 62 46

Elon



Evansville

Through Games Of Feb. 22, 2015

Average RPI Win:	256	WON-LOST	WINNING	LAST 10	STRENGTH OF	OPP. STRENGTH	TEAM	ADJ.	CONF.	ADJ CONF.
Average RPI Loss:	146	RECORD	PCT. RANK	GAMES	SCHEDULE	OF SCHEDULE	RPI	RPI	RPI	RPI
DIV. I ONLY	10- 15	235	2- 8	299	148	244	244	19	19	
DIV. I NON-CONF.	4- 6	207	0- 0	214	190	197	197	16	16	
TOTALS	RPI 1-25	RPI 26-50	W-L RECORDS	RPI 51-100	RPI 101-150	RPI 150+				
10- 15	0- 1	0- 0	OVERALL	0- 4	2- 5	8- 5				
6- 3	0- 0	0- 0	HOME	0- 1	1- 2	5- 0				
4- 12	0- 1	0- 0	AWAY	0- 3	1- 3	3- 5				
0- 0	0- 0	0- 0	NEUTRAL	0- 0	0- 0	0- 0				
4- 6	0- 1	0- 0	NON-CONFERENCE	0- 1	1- 2	3- 2				
3- 0	0- 0	0- 0	HOME	0- 0	1- 0	2- 0				
1- 6	0- 1	0- 0	AWAY	0- 1	0- 2	1- 2				
0- 0	0- 0	0- 0	NEUTRAL	0- 0	0- 0	0- 0				
6- 9	0- 0	0- 0	CONFERENCE	0- 3	1- 3	5- 3				
3- 3	0- 0	0- 0	HOME	0- 1	0- 2	3- 0				
3- 6	0- 0	0- 0	AWAY	0- 2	1- 1	2- 3				
0- 0	0- 0	0- 0	NEUTRAL	0- 0	0- 0	0- 0				

RPI 1-25				RPI 26-50				RPI 51-100				RPI 101+ Team's RPI: 244			
RPI	S	Opponent	Score	RPI	S	Opponent	Score	RPI	S	Opponent	Score	RPI	S	Opponent	Score
7	A	Louisville	51 73					54	A	Wichita St.	44 54	111	A	UNI	44 89
								64	A	West Virginia	39 83	111	H	UNI	44 58
								70	A	Drake	69 78	118	H	Troy	94 85
								70	H	Drake	62 79	119	A	Ball St.	70 76
												130	A	Southern Ill.	63 58
												130	H	Southern Ill.	53 62
												134	A	UT Martin	74 84
												153	A	Indiana St.	52 67
												171	A	Missouri St.	65 56
												234	A	IUPUI	50 62
												265	H	Austin Peay	72 68
												286	H	Miami (OH)	51 41
												308	A	Loyola Chicago	58 70
												308	H	Loyola Chicago	63 38
												309	A	IPFW	59 77
												312	A	Bradley	50 56
												312	H	Bradley	86 46
												318	A	Illinois St.	62 50
												318	H	Illinois St.	69 52
												329	A	Murray St.	93 83
LAST 12 Division I GAMES:															
				111	A	UNI	44 89					153	A	Indiana St.	52 67
				70	A	Drake	69 78					70	H	Drake	62 79
				318	H	Illinois St.	69 52					111	H	UNI	44 58
				130	H	Southern Ill.	53 62					130	A	Southern Ill.	63 58
				312	A	Bradley	50 56					318	A	Illinois St.	62 50
				308	A	Loyola Chicago	58 70					312	H	Bradley	86 46

Non-Div I Games: Oakland City 81 40

Evansville

Loss, Non-Conf, S Site, H Home A Away N Neutral

Average RPI Win:	161	WON-LOST	WINNING	LAST 10	STRENGTH OF	OPP. STRENGTH	TEAM	ADJ.	CONF.	ADJ CONF.
Average RPI Loss:	100	RECORD	PCT. RANK	GAMES	SCHEDULE	OF SCHEDULE	RPI	RPI	RPI	RPI
DIV. I ONLY	24- 2	6	10- 0	63	118	16	16	11	11	
DIV. I NON-CONF.	12- 2	26	0- 0	73	68	18	18	12	12	
TOTALS	RPI 1-25	RPI 26-50	W-L RECORDS	RPI 51-100	RPI 101-150	RPI 150+				
24- 2	1- 0	3- 1	OVERALL	3- 0	4- 0	13- 1				
11- 0	1- 0	1- 0	HOME	1- 0	1- 0	7- 0				
9- 1	0- 0	1- 0	AWAY	1- 0	2- 0	5- 1				
4- 1	0- 0	1- 1	NEUTRAL	1- 0	1- 0	1- 0				
12- 2	1- 0	1- 1	NON-CONFERENCE	3- 0	2- 0	5- 1				
5- 0	1- 0	0- 0	HOME	1- 0	0- 0	3- 0				
3- 1	0- 0	0- 0	AWAY	1- 0	1- 0	1- 1				
4- 1	0- 0	1- 1	NEUTRAL	1- 0	1- 0	1- 0				
12- 0	0- 0	2- 0	CONFERENCE	0- 0	2- 0	8- 0				
6- 0	0- 0	1- 0	HOME	0- 0	1- 0	4- 0				
6- 0	0- 0	1- 0	AWAY	0- 0	1- 0	4- 0				
0- 0	0- 0	0- 0	NEUTRAL	0- 0	0- 0	0- 0				

RPI	S	Opponent	Score	RPI	S	Opponent	Score	RPI	S	Opponent	Score	RPI	S	Opponent	Score
17	H	George Washington	88 75	31	N	Quinnipiac	71 65	53	A	Arkansas St.	74 68	107	N	CSUN	73 64
				36	N	Ohio St.	83 90	54	N	Wichita St.	56 39	139	A	Kennesaw St.	71 60
				39	A	Stetson	61 39	97	H	Southern Miss.	78 62	139	H	Kennesaw St.	61 47
				39	H	Stetson	57 55					147	A	Harvard	68 58
												164	A	Auburn	69 72
												178	N	Clemson	86 61
												182	H	Northern Colo.	69 56
												185	A	Northern Ky.	67 46
												185	H	Northern Ky.	75 47
												215	A	USC Upstate	75 59
												215	H	USC Upstate	79 61
												224	A	Jacksonville	60 37
												247	H	Providence	68 58
												252	H	North Florida	75 42
												257	A	Lipscomb	71 49
												257	H	Lipscomb	69 43
												260	A	Bethune-Cookman	91 46
												337	H	FIU	97 49
LAST 12 Division I GAMES:															
215	A	USC Upstate	75 59	257	A	Lipscomb	71 49								
139	A	Kennesaw St.	71 60	139	H	Kennesaw St.	61 47								
257	H	Lipscomb	69 43	215	H	USC Upstate	79 61								
185	H	Northern Ky.	75 47	224	A	Jacksonville	60 37								
39	A	Stetson	61 39	252	H	North Florida	75 42								
185	A	Northern Ky.	67 46	39	H	Stetson	57 55								

Non-Div I Games: Ave Maria 102 54

FGCU

■ Loss, 
 ■ Non-Conf, S Site, 
 ■ Home 
 ■ Away 
 N Neutral

Average RPI Win:	286	WON-LOST	WINNING	LAST 10	STRENGTH OF	OPP. STRENGTH	TEAM	ADJ.	CONF.	ADJ CONF.
Average RPI Loss:	176	RECORD	PCT. RANK	GAMES	SCHEDULE	OF SCHEDULE	RPI	RPI	RPI	RPI
DIV. I ONLY	3- 22	339	0- 10	265	178	337	337	17	17	
DIV. I NON-CONF.	3- 8	263	0- 0	328	227	336	336	18	18	
TOTALS	RPI 1-25	RPI 26-50	W-L RECORDS	RPI 51-100	RPI 101-150	RPI 150+				
3- 22	0- 1	0- 2	OVERALL	0- 1	0- 5	3- 13				
2- 12	0- 0	0- 1	HOME	0- 1	0- 4	2- 6				
0- 9	0- 1	0- 1	AWAY	0- 0	0- 1	0- 6				
1- 1	0- 0	0- 0	NEUTRAL	0- 0	0- 0	1- 1				
3- 8	0- 1	0- 0	NON-CONFERENCE	0- 0	0- 2	3- 5				
2- 5	0- 0	0- 0	HOME	0- 0	0- 2	2- 3				
0- 2	0- 1	0- 0	AWAY	0- 0	0- 0	0- 1				
1- 1	0- 0	0- 0	NEUTRAL	0- 0	0- 0	1- 1				
0- 14	0- 0	0- 2	CONFERENCE	0- 1	0- 3	0- 8				
0- 7	0- 0	0- 1	HOME	0- 1	0- 2	0- 3				
0- 7	0- 0	0- 1	AWAY	0- 0	0- 1	0- 5				
0- 0	0- 0	0- 0	NEUTRAL	0- 0	0- 0	0- 0				

RPI 1-25				RPI 26-50				RPI 51-100				RPI 101+				Team's RPI: 337
RPI	S	Opponent	Score	RPI	S	Opponent	Score	RPI	S	Opponent	Score	RPI	S	Opponent	Score	
16	A	FGCU	49 97	30	A	Western Ky.	42 81	97	H	Southern Miss.	65 78	106	H	Virginia	61 74	
				50	H	Middle Tenn.	60 75					108	H	Cleveland St.	65 73	
												124	A	Marshall	61 67	
												125	H	Louisiana Tech	56 79	
												142	H	Old Dominion	67 80	
												164	H	Auburn	44 81	
												174	A	UTSA	56 74	
												186	H	Arizona	58 65	
												190	H	Charlotte	62 81	
												208	H	UAB	45 68	
												223	A	Fla. Atlantic	63 77	
												223	H	Fla. Atlantic	63 79	
												224	A	Jacksonville	64 76	
												246	A	UTEP	56 72	
												261	A	Rice	59 80	
												263	H	UCF	66 57	
												294	H	Bowling Green	68 55	
												300	N	Wofford	83 75	
												313	N	Western Caro.	69 83	
												321	A	North Texas	61 77	
												335	H	Tennessee Tech	56 73	
LAST 12 Division I GAMES:																
321	A	North Texas	61 77	190	H	Charlotte	62 81									
261	A	Rice	59 80	142	H	Old Dominion	67 80									
125	H	Louisiana Tech	56 79	223	A	Fla. Atlantic	63 77									
97	H	Southern Miss.	65 78	30	A	Western Ky.	42 81									
246	A	UTEP	56 72	124	A	Marshall	61 67									
174	A	UTSA	56 74	208	H	UAB	45 68									

Non-Div I Games:

FIU

■ Loss, 
 ■ Non-Conf, 
 ■ S Site, 
 ■ H Home 
 ■ A Away 
 N Neutral

Average RPI Win:	241	WON-LOST	WINNING	LAST 10	STRENGTH OF	OPP. STRENGTH	TEAM	ADJ.	CONF.	ADJ CONF.
Average RPI Loss:	119	RECORD	PCT. RANK	GAMES	SCHEDULE	OF SCHEDULE	RPI	RPI	RPI	RPI
DIV. I ONLY	12- 14	199	7- 3	137	223	183	183	24	24	
DIV. I NON-CONF.	1- 8	322	0- 0	23	71	234	234	23	23	
TOTALS	RPI 1-25	RPI 26-50	W-L RECORDS	RPI 51-100	RPI 101-150	RPI 150+				
12- 14	0- 0	0- 3	OVERALL	0- 4	2- 2	10- 5				
7- 4	0- 0	0- 1	HOME	0- 0	1- 1	6- 2				
5- 8	0- 0	0- 2	AWAY	0- 3	1- 0	4- 3				
0- 2	0- 0	0- 0	NEUTRAL	0- 1	0- 1	0- 0				
1- 8	0- 0	0- 1	NON-CONFERENCE	0- 4	1- 2	0- 1				
1- 1	0- 0	0- 0	HOME	0- 0	1- 1	0- 0				
0- 5	0- 0	0- 1	AWAY	0- 3	0- 0	0- 1				
0- 2	0- 0	0- 0	NEUTRAL	0- 1	0- 1	0- 0				
11- 6	0- 0	0- 2	CONFERENCE	0- 0	1- 0	10- 4				
6- 3	0- 0	0- 1	HOME	0- 0	0- 0	6- 2				
5- 3	0- 0	0- 1	AWAY	0- 0	1- 0	4- 2				
0- 0	0- 0	0- 0	NEUTRAL	0- 0	0- 0	0- 0				

RPI S	Opponent	Score	RPI S	Opponent	Score	RPI S	Opponent	Score	RPI S	Opponent	Score	Team's RPI: 183
31	A Quinnipiac	43 83	31	H Quinnipiac	66 67	52	A Iowa St.	63 76	103	H Cornell	47 58	
43	A Seton Hall	47 79	62	N East Carolina	68 83	64	A West Virginia	53 67	117	A Marist	56 55	
			91	A Hofstra	53 66				122	H Butler	81 77	
									124	N Marshall	55 68	
									175	A Siena	60 55	
									175	H Siena	47 54	
									176	A La Salle	59 73	
									179	H Iona	77 66	
									228	A Niagara	56 66	
									228	H Niagara	64 66	
									251	A Monmouth	33 59	
									251	H Monmouth	54 52	
									256	A Canisius	63 54	
									256	H Canisius	61 58	
									269	A Rider	59 47	
									269	H Rider	43 40	
									323	H Manhattan	43 26	
									336	A Saint Peter's	57 47	
									336	H Saint Peter's	57 46	
LAST 12 Division I GAMES:												
175	H Siena	47 54	179	H Iona	77 66							
256	H Canisius	61 58	251	A Monmouth	33 59							
323	H Manhattan	43 26	269	H Rider	43 40							
228	A Niagara	56 66	336	A Saint Peter's	57 47							
256	A Canisius	63 54	31	A Quinnipiac	43 83							
251	H Monmouth	54 52	269	A Rider	59 47							

Non-Div I Games:

Fairfield

■ Loss, 
 ■ Non-Conf, 
 ■ S Site, 
 ■ H Home 
 ■ A Away 
 N Neutral

Average RPI Win:	292	WON-LOST	WINNING	LAST 10	STRENGTH OF	OPP. STRENGTH	TEAM	ADJ.	CONF.	ADJ CONF.
Average RPI Loss:	216	RECORD	PCT. RANK	GAMES	SCHEDULE	OF SCHEDULE	RPI	RPI	RPI	RPI
DIV. I ONLY	8- 17	273	5- 5	339	322	317	317	29	29	
DIV. I NON-CONF.	3- 8	263	0- 0	307	306	302	302	28	28	
TOTALS	RPI 1-25	RPI 26-50	W-L RECORDS	RPI 51-100	RPI 101-150	RPI 150+				
8- 17	0- 0	0- 0	OVERALL	1- 1	0- 2	7- 14				
4- 7	0- 0	0- 0	HOME	1- 1	0- 1	3- 5				
4- 10	0- 0	0- 0	AWAY	0- 0	0- 1	4- 9				
0- 0	0- 0	0- 0	NEUTRAL	0- 0	0- 0	0- 0				
3- 8	0- 0	0- 0	NON-CONFERENCE	1- 1	0- 0	2- 7				
1- 3	0- 0	0- 0	HOME	1- 1	0- 0	0- 2				
2- 5	0- 0	0- 0	AWAY	0- 0	0- 0	2- 5				
0- 0	0- 0	0- 0	NEUTRAL	0- 0	0- 0	0- 0				
5- 9	0- 0	0- 0	CONFERENCE	0- 0	0- 2	5- 7				
3- 4	0- 0	0- 0	HOME	0- 0	0- 1	3- 3				
2- 5	0- 0	0- 0	AWAY	0- 0	0- 1	2- 4				
0- 0	0- 0	0- 0	NEUTRAL	0- 0	0- 0	0- 0				

RPI 1-25			RPI 26-50			RPI 51-100				RPI 101+			Team's RPI: 317		
RPI	S	Opponent	Score	RPI	S	Opponent	Score	RPI	S	Opponent	Score	RPI	S	Opponent	Score
								64	H	West Virginia	52 80	132	A	Bryant	77 82
								86	H	Army	56 48	132	H	Bryant	61 63
												152	A	Central Conn. St.	53 82
												156	H	Bucknell	60 61
												163	A	Robert Morris	58 71
												163	H	Robert Morris	68 69
												175	A	Siena	63 72
												225	A	UMass Lowell	67 78
												226	A	Brown	74 79
												251	A	Monmouth	66 71
												291	A	Columbia	55 72
												295	H	St. Francis Brooklyn	61 72
												298	H	NJIT	64 68
												310	A	Mt. St. Mary's	54 52
												310	H	Mt. St. Mary's	78 56
												311	A	LIU Brooklyn	71 81
												311	H	LIU Brooklyn	75 79
												322	A	Saint Francis (PA)	78 65
												322	H	Saint Francis (PA)	78 63
												323	A	Manhattan	73 54
												330	A	Wagner	75 82
												330	H	Wagner	72 70
												336	A	Saint Peter's	76 59
LAST 12 Division I GAMES:															
				310	A	Mt. St. Mary's	54 52					322	A	Saint Francis (PA)	78 65
				132	H	Bryant	61 63					311	H	LIU Brooklyn	75 79
				330	A	Wagner	75 82					310	H	Mt. St. Mary's	78 56
				322	H	Saint Francis (PA)	78 63					330	H	Wagner	72 70
				163	H	Robert Morris	68 69					295	H	St. Francis Brooklyn	61 72
				163	A	Robert Morris	58 71					132	A	Bryant	77 82

Non-Div I Games:

Fairleigh Dickinson

■ Loss, 
 ■ Non-Conf, 
 ■ S Site, 
 ■ H Home 
 ■ A Away 
 N Neutral

Fla. Atlantic

Through Games Of Feb. 22, 2015

Average RPI Win:	248	WON-LOST	WINNING	LAST 10	STRENGTH OF	OPP. STRENGTH	TEAM	ADJ.	CONF.	ADJ CONF.
Average RPI Loss:	149	RECORD	PCT. RANK	GAMES	SCHEDULE	OF SCHEDULE	RPI	RPI	RPI	RPI
DIV. I ONLY	11- 13	204	4- 6	205	243	223	223	17	17	
DIV. I NON-CONF.	5- 5	158	0- 0	174	329	195	195	18	18	
TOTALS	RPI 1-25	RPI 26-50	W-L RECORDS	RPI 51-100	RPI 101-150	RPI 150+				
11- 13	0- 0	0- 2	OVERALL	0- 3	1- 4	10- 4				
7- 5	0- 0	0- 1	HOME	0- 1	1- 2	6- 1				
4- 7	0- 0	0- 0	AWAY	0- 0	0- 0	4- 1				
0- 1	0- 0	0- 0	NEUTRAL	0- 0	0- 1	0- 0				
5- 5	0- 0	0- 0	NON-CONFERENCE	0- 2	1- 1	4- 2				
4- 1	0- 0	0- 0	HOME	0- 0	1- 0	3- 1				
1- 3	0- 0	0- 0	AWAY	0- 2	0- 0	1- 1				
0- 1	0- 0	0- 0	NEUTRAL	0- 0	0- 1	0- 0				
6- 8	0- 0	0- 2	CONFERENCE	0- 1	0- 3	6- 2				
3- 4	0- 0	0- 1	HOME	0- 1	0- 2	3- 0				
3- 4	0- 0	0- 1	AWAY	0- 0	0- 1	3- 2				
0- 0	0- 0	0- 0	NEUTRAL	0- 0	0- 0	0- 0				

RPI 1-25				RPI 26-50				RPI 51-100				RPI 101+				Team's RPI: 223	
RPI	S	Opponent	Score	RPI	S	Opponent	Score	RPI	S	Opponent	Score	RPI	S	Opponent	Score		
				30	A	Western Ky.	43 80	74	A	Colorado St.	46 59	108	H	Cleveland St.	79 74		
				50	H	Middle Tenn.	69 101	97	H	Southern Miss.	65 67	124	A	Marshall	59 66		
								99	A	Long Beach St.	60 85	125	H	Louisiana Tech	68 73		
												142	H	Old Dominion	44 72		
												145	N	New Mexico St.	44 57		
												174	A	UTSA	45 68		
												190	H	Charlotte	71 68		
												208	H	UAB	66 56		
												232	H	Western Ill.	90 88		
												243	H	UNCW	84 80		
												246	A	UTEP	68 63		
												260	A	Bethune-Cookman	88 68		
												261	A	Rice	82 70		
												263	A	UCF	74 94		
												298	H	NJIT	57 65		
												306	H	Northeastern	81 74		
												321	A	North Texas	55 74		
												337	A	FIU	79 63		
												337	H	FIU	77 63		
LAST 12 Division I GAMES:																	
				261	A	Rice	82 70	142	H	Old Dominion	44 72						
				321	A	North Texas	55 74	190	H	Charlotte	71 68						
				97	H	Southern Miss.	65 67	337	H	FIU	77 63						
				125	H	Louisiana Tech	68 73	124	A	Marshall	59 66						
				174	A	UTSA	45 68	30	A	Western Ky.	43 80						
				246	A	UTEP	68 63	50	H	Middle Tenn.	69 101						

Non-Div I Games: Webber Int'l 111 76

Fla. Atlantic

Loss, Non-Conf, S Site, H Home A Away N Neutral

Florida

F  
l  
o  
r  
i  
d  
a

Florida

Page 87

Average RPI Win:	318	WON-LOST	WINNING	LAST 10	STRENGTH OF	OPP. STRENGTH	TEAM	ADJ.	CONF.	ADJ CONF.
Average RPI Loss:	224	RECORD	PCT. RANK	GAMES	SCHEDULE	OF SCHEDULE	RPI	RPI	RPI	RPI
DIV. I ONLY	7- 17	282	4- 6	344	333	334	334	31	31	
DIV. I NON-CONF.	2- 9	297	0- 0	305	289	326	326	29	29	
TOTALS	RPI 1-25	RPI 26-50	W-L RECORDS	RPI 51-100	RPI 101-150	RPI 150+				
7- 17	0- 0	0- 0	OVERALL	0- 2	0- 2	7- 13				
3- 6	0- 0	0- 0	HOME	0- 1	0- 1	3- 4				
2- 11	0- 0	0- 0	AWAY	0- 1	0- 1	2- 9				
2- 0	0- 0	0- 0	NEUTRAL	0- 0	0- 0	2- 0				
2- 9	0- 0	0- 0	NON-CONFERENCE	0- 1	0- 2	2- 6				
0- 2	0- 0	0- 0	HOME	0- 0	0- 1	0- 1				
0- 7	0- 0	0- 0	AWAY	0- 1	0- 1	0- 5				
2- 0	0- 0	0- 0	NEUTRAL	0- 0	0- 0	2- 0				
5- 8	0- 0	0- 0	CONFERENCE	0- 1	0- 0	5- 7				
3- 4	0- 0	0- 0	HOME	0- 1	0- 0	3- 3				
2- 4	0- 0	0- 0	AWAY	0- 0	0- 0	2- 4				
0- 0	0- 0	0- 0	NEUTRAL	0- 0	0- 0	0- 0				

RPI 1-25				RPI 26-50				RPI 51-100				RPI 101+				Team's RPI: 334	
RPI	S	Opponent	Score	RPI	S	Opponent	Score	RPI	S	Opponent	Score	RPI	S	Opponent	Score		
								56	A	Miami (FL)	47	83	118	H	Troy	59	65
								98	H	Hampton	52	80	139	A	Kennesaw St.	58	79
												154	A	Alabama	44	60	
												187	A	Mercer	47	61	
												202	H	N.C. A&T	48	67	
												239	A	SMU	46	77	
												250	A	Southern U.	69	80	
												260	A	Bethune-Cookman	64	76	
												260	H	Bethune-Cookman	57	70	
												267	H	Norfolk St.	50	68	
												279	A	South Carolina St.	55	50	
												290	H	Alabama St.	49	64	
												293	N	Sam Houston St.	69	67	
												297	A	Morgan St.	50	57	
												301	N	UNC Greensboro	70	64	
												319	A	Southeastern La.	67	69	
												328	H	UMES	64	54	
												331	A	N.C. Central	48	59	
												331	H	N.C. Central	65	58	
												338	A	Coppin St.	65	70	
												344	H	Howard	65	51	
												347	A	Delaware St.	78	63	
LAST 12 Division I GAMES:																	
				260	A	Bethune-Cookman	64	76		328	H	UMES	64	54			
				331	H	N.C. Central	65	58		344	H	Howard	65	51			
				202	H	N.C. A&T	48	67		338	A	Coppin St.	65	70			
				347	A	Delaware St.	78	63		297	A	Morgan St.	50	57			
				331	A	N.C. Central	48	59		98	H	Hampton	52	80			
				260	H	Bethune-Cookman	57	70		267	H	Norfolk St.	50	68			

Non-Div I Games: Webber Int'l 52 41

Florida A&amp;M

■ Loss, 
 ■ Non-Conf, 
 ■ S Site, 
 ■ Home 
 ■ A Away 
 N Neutral



Average RPI Win: 143		WON-LOST	WINNING	LAST 10	STRENGTH OF	OPP. STRENGTH	TEAM	ADJ.	CONF.	ADJ CONF.
Average RPI Loss: 15		RECORD	PCT. RANK	GAMES	SCHEDULE	OF SCHEDULE	RPI	RPI	RPI	RPI
DIV. I ONLY		25- 3	9	9- 1	59	38	13	13	3	3
DIV. I NON-CONF.		13- 1	4	0- 0	172	139	37	37	3	3
TOTALS		RPI 1-25	RPI 26-50		W-L RECORDS		RPI 51-100	RPI 101-150		RPI 150+
25- 3		3- 2	2- 1		OVERALL		3- 0	4- 0		13- 0
13- 0		3- 0	1- 0		HOME		1- 0	1- 0		7- 0
8- 2		0- 2	1- 0		AWAY		2- 0	2- 0		3- 0
4- 1		0- 0	0- 1		NEUTRAL		0- 0	1- 0		3- 0
13- 1		0- 0	1- 1		NON-CONFERENCE		0- 0	3- 0		9- 0
6- 0		0- 0	0- 0		HOME		0- 0	1- 0		5- 0
3- 0		0- 0	1- 0		AWAY		0- 0	1- 0		1- 0
4- 1		0- 0	0- 1		NEUTRAL		0- 0	1- 0		3- 0
12- 2		3- 2	1- 0		CONFERENCE		3- 0	1- 0		4- 0
7- 0		3- 0	1- 0		HOME		1- 0	0- 0		2- 0
5- 2		0- 2	0- 0		AWAY		2- 0	1- 0		2- 0
0- 0		0- 0	0- 0		NEUTRAL		0- 0	0- 0		0- 0

RPI S	Opponent	Score	RPI S	Opponent	Score	RPI S	Opponent	Score	RPI S	Opponent	Score
3	A Notre Dame	68 74	29	N Washington	68 80	56	H Miami (FL)	80 60	103	A Purdue	67 64
7	H Louisville	68 63	33	H Pittsburgh	58 43	90	A Georgia Tech	82 62	106	A Virginia	65 56
12	A North Carolina	63 71	47	A Tulane	65 54	100	A Boston College	86 68	146	N Furman	94 63
14	H Duke	74 58							148	H Florida	77 51
25	H Syracuse	62 52							151	A Temple	66 62
									173	N Hartford	69 59
									178	A Clemson	82 52
									178	H Clemson	81 38
									180	H Savannah St.	97 51
									197	N Massachusetts	73 47
									205	H Wake Forest	110 80
									208	H UAB	92 62
									210	A Virginia Tech	59 44
									224	H Jacksonville	73 46
									252	H North Florida	79 58
									260	H Bethune-Cookman	103 34
									296	N Eastern Ill.	91 55
LAST 12 Division I GAMES:											
100	A Boston College	86 68	90	A Georgia Tech	82 62						
178	H Clemson	81 38	205	H Wake Forest	110 80						
106	A Virginia	65 56	7	H Louisville	68 63						
12	A North Carolina	63 71	210	A Virginia Tech	59 44						
56	H Miami (FL)	80 60	33	H Pittsburgh	58 43						
25	H Syracuse	62 52	14	H Duke	74 58						

Non-Div I Games:

Florida St.

Average RPI Win:	181	WON-LOST	WINNING	LAST 10	STRENGTH OF	OPP. STRENGTH	TEAM	ADJ.	CONF.	ADJ CONF.
Average RPI Loss:	69	RECORD	PCT. RANK	GAMES	SCHEDULE	OF SCHEDULE	RPI	RPI	RPI	RPI
DIV. I ONLY	17- 10	91	5- 5	61	97	77	77	6	6	
DIV. I NON-CONF.	8- 5	123	0- 0	91	214	98	98	6	6	
TOTALS	RPI 1-25	RPI 26-50	W-L RECORDS	RPI 51-100	RPI 101-150	RPI 150+				
17- 10	0- 4	0- 2	OVERALL	2- 1	5- 1	10- 2				
9- 5	0- 2	0- 2	HOME	2- 0	3- 0	4- 1				
7- 4	0- 0	0- 0	AWAY	0- 0	2- 0	5- 0				
1- 1	0- 0	0- 0	NEUTRAL	0- 1	0- 0	1- 0				
8- 5	0- 2	0- 1	NON-CONFERENCE	1- 1	0- 0	7- 1				
4- 3	0- 1	0- 1	HOME	1- 0	0- 0	3- 1				
3- 1	0- 1	0- 0	AWAY	0- 0	0- 0	3- 0				
1- 1	0- 0	0- 0	NEUTRAL	0- 1	0- 0	1- 0				
9- 5	0- 2	0- 1	CONFERENCE	1- 0	5- 1	3- 1				
5- 2	0- 1	0- 1	HOME	1- 0	3- 0	1- 0				
4- 3	0- 1	0- 0	AWAY	0- 0	2- 1	2- 1				
0- 0	0- 0	0- 0	NEUTRAL	0- 0	0- 0	0- 0				

RPI 1-25				RPI 26-50				RPI 51-100 Team's RPI: 77				RPI 101+			
RPI	S	Opponent	Score	RPI	S	Opponent	Score	RPI	S	Opponent	Score	RPI	S	Opponent	Score
15	H	Dayton	45 59	43	H	Seton Hall	43 56	70	N	Drake	56 62	112	A	Saint Joseph's	48 47
17	A	George Washington	65 83	45	H	Duquesne	46 56	91	H	Hofstra	60 46	112	H	Saint Joseph's	57 47
18	H	Princeton	53 67					96	H	Richmond	65 64	121	A	Rhode Island	56 71
25	A	Syracuse	42 59									127	H	VCU	60 51
												135	A	St. Bonaventure	72 62
												135	H	St. Bonaventure	54 51
												151	A	Temple	71 64
												152	A	Central Conn. St.	72 36
												155	A	Saint Louis	50 54
												176	A	La Salle	70 59
												179	H	Iona	51 72
												180	H	Savannah St.	63 53
												184	A	Delaware	49 44
												197	H	Massachusetts	65 42
												248	A	Davidson	66 45
												310	H	Mt. St. Mary's	61 37
												323	H	Manhattan	70 41
												341	N	Incarinate Word	74 42
LAST 12 Division I GAMES:															
17	A	George Washington	65 83	248	A	Davidson	66 45								
15	H	Dayton	45 59	155	A	Saint Louis	50 54								
121	A	Rhode Island	56 71	197	H	Massachusetts	65 42								
112	A	Saint Joseph's	48 47	127	H	VCU	60 51								
135	H	St. Bonaventure	54 51	112	H	Saint Joseph's	57 47								
45	H	Duquesne	46 56	135	A	St. Bonaventure	72 62								

Non-Div I Games:

Fordham

Average RPI Win:	187	WON-LOST	WINNING	LAST 10	STRENGTH OF	OPP. STRENGTH	TEAM	ADJ.	CONF.	ADJ CONF.
Average RPI Loss:	130	RECORD	PCT. RANK	GAMES	SCHEDULE	OF SCHEDULE	RPI	RPI	RPI	RPI
DIV. I ONLY	16- 7	69	6- 4	95	189	57	57	22	22	
DIV. I NON-CONF.	6- 3	92	0- 0	9	144	21	21	19	19	
TOTALS	RPI 1-25	RPI 26-50	W-L RECORDS	RPI 51-100	RPI 101-150	RPI 150+				
16- 7	0- 1	1- 0	OVERALL	2- 2	3- 2	10- 2				
10- 1	0- 0	1- 0	HOME	1- 0	3- 0	5- 1				
6- 6	0- 1	0- 0	AWAY	1- 2	0- 2	5- 1				
0- 0	0- 0	0- 0	NEUTRAL	0- 0	0- 0	0- 0				
6- 3	0- 1	1- 0	NON-CONFERENCE	1- 1	2- 1	2- 0				
4- 0	0- 0	1- 0	HOME	0- 0	2- 0	1- 0				
2- 3	0- 1	0- 0	AWAY	1- 1	0- 1	1- 0				
0- 0	0- 0	0- 0	NEUTRAL	0- 0	0- 0	0- 0				
10- 4	0- 0	0- 0	CONFERENCE	1- 1	1- 1	8- 2				
6- 1	0- 0	0- 0	HOME	1- 0	1- 0	4- 1				
4- 3	0- 0	0- 0	AWAY	0- 1	0- 1	4- 1				
0- 0	0- 0	0- 0	NEUTRAL	0- 0	0- 0	0- 0				

RPI S	Opponent	Score	RPI S	Opponent	Score	RPI S	Opponent	Score	RPI S	Opponent	Score
17	A George Washington	64 73	46	H St. Mary's (CA)	60 56	59	A San Diego	93 88	123	A Bakersfield	60 80
						74	A Colorado St.	56 70	140	H UC Riverside	73 61
						74	H Colorado St.	53 49	141	H New Mexico	71 65
						82	A Southern California	50 68	143	H Cal Poly	67 56
									144	A Boise St.	66 75
									167	A Oregon	68 59
									213	A Wyoming	66 65
									217	H UNLV	70 73
									221	H Cal St. Fullerton	57 52
									222	A San Diego St.	56 44
									222	H San Diego St.	57 50
									254	A San Jose St.	51 56
									254	H San Jose St.	58 46
									266	A Utah St.	70 64
									266	H Utah St.	64 55
									280	A Nevada	62 44
									280	H Nevada	65 43
LAST 12 Division I GAMES:											
266	H Utah St.	64 55	222	H San Diego St.	57 50						
74	A Colorado St.	56 70	280	A Nevada	62 44						
144	A Boise St.	66 75	213	A Wyoming	66 65						
217	H UNLV	70 73	254	H San Jose St.	58 46						
254	A San Jose St.	51 56	280	H Nevada	65 43						
74	H Colorado St.	53 49	266	A Utah St.	70 64						

Non-Div I Games: Bethesda Christian 81 63 Cal St. Stanislaus 65 36

Fresno St.

Average RPI Win:	249	WON-LOST	WINNING	LAST 10	STRENGTH OF	OPP. STRENGTH	TEAM	ADJ.	CONF.	ADJ CONF.
Average RPI Loss:	98	RECORD	PCT. RANK	GAMES	SCHEDULE	OF SCHEDULE	RPI	RPI	RPI	RPI
DIV. I ONLY	15- 11	121	6- 4	167	203	146	146	20	20	
DIV. I NON-CONF.	9- 5	102	0- 0	195	156	113	113	22	22	
TOTALS	RPI 1-25	RPI 26-50	W-L RECORDS	RPI 51-100	RPI 101-150	RPI 150+				
15- 11	0- 1	0- 3	OVERALL	0- 1	0- 3	15- 3				
10- 3	0- 0	0- 1	HOME	0- 0	0- 1	10- 1				
4- 6	0- 0	0- 1	AWAY	0- 1	0- 2	4- 2				
1- 2	0- 1	0- 1	NEUTRAL	0- 0	0- 0	1- 0				
9- 5	0- 1	0- 1	NON-CONFERENCE	0- 1	0- 1	9- 1				
6- 0	0- 0	0- 0	HOME	0- 0	0- 0	6- 0				
2- 3	0- 0	0- 0	AWAY	0- 1	0- 1	2- 1				
1- 2	0- 1	0- 1	NEUTRAL	0- 0	0- 0	1- 0				
6- 6	0- 0	0- 2	CONFERENCE	0- 0	0- 2	6- 2				
4- 3	0- 0	0- 1	HOME	0- 0	0- 1	4- 1				
2- 3	0- 0	0- 1	AWAY	0- 0	0- 1	2- 1				
0- 0	0- 0	0- 0	NEUTRAL	0- 0	0- 0	0- 0				

RPI 1-25			RPI 26-50			RPI 51-100			RPI 101+ Team's RPI: 146		
RPI	S	Opponent	Score	RPI	S	Opponent	Score	RPI	S	Opponent	Score
13	N	Florida St.	63 94	26	A	Chattanooga	45 67	72	A	Georgia	51 58
				26	H	Chattanooga	40 47				
				29	N	Washington	69 101				
LAST 12 Division I GAMES:											
301	H	UNC Greensboro	77 68	300	H	Wofford	58 56	115	A	East Tenn. St.	61 72
193	H	Samford	64 44	26	A	Chattanooga	45 67	115	H	East Tenn. St.	72 73
187	H	Mercer	82 88	187	A	Mercer	58 55	120	A	Elon	71 81
115	A	East Tenn. St.	61 72	193	A	Samford	65 76	157	H	Appalachian St.	84 79
301	A	UNC Greensboro	78 70	26	H	Chattanooga	40 47	173	N	Hartford	53 43
313	H	Western Caro.	84 72	115	H	East Tenn. St.	72 73	178	A	Clemson	69 79
								187	A	Mercer	58 55
								187	H	Mercer	82 88
								193	A	Samford	65 76
								193	H	Samford	64 44
								204	A	Winthrop	73 55
								215	H	USC Upstate	74 59
								222	H	San Diego St.	60 43
								248	H	Davidson	67 60
								279	A	South Carolina St.	65 46
								300	H	Wofford	58 56
								301	A	UNC Greensboro	78 70
								301	H	UNC Greensboro	77 68
								313	H	Western Caro.	84 72
								315	H	Coastal Caro.	90 56
								327	H	UNC Asheville	81 71

Non-Div I Games: North Greenville 75 50 Southern Wesleyan 96 73

Furman

■ Loss, 
 ■ Non-Conf, 
 ■ S Site, 
 ■ Home 
 ■ A Away 
 N Neutral

## Ga. Southern

Through Games Of Feb. 22, 2015

Average RPI Win:	263	WON-LOST	WINNING	LAST 10	STRENGTH OF	OPP. STRENGTH	TEAM	ADJ.	CONF.	ADJ CONF.
Average RPI Loss:	148	RECORD	PCT. RANK	GAMES	SCHEDULE	OF SCHEDULE	RPI	RPI	RPI	RPI
DIV. I ONLY	3- 21	336	0- 10	146	217	305	305	14	14	
DIV. I NON-CONF.	2- 6	281	0- 0	120	340	266	266	14	14	
TOTALS	RPI 1-25	RPI 26-50	W-L RECORDS	RPI 51-100	RPI 101-150	RPI 150+				
3- 21	0- 0	0- 2	OVERALL	0- 3	0- 7	3- 9				
1- 11	0- 0	0- 1	HOME	0- 1	0- 4	1- 5				
1- 9	0- 0	0- 1	AWAY	0- 2	0- 2	1- 4				
1- 1	0- 0	0- 0	NEUTRAL	0- 0	0- 1	1- 0				
2- 6	0- 0	0- 0	NON-CONFERENCE	0- 1	0- 2	2- 3				
1- 2	0- 0	0- 0	HOME	0- 0	0- 1	1- 1				
0- 3	0- 0	0- 0	AWAY	0- 1	0- 0	0- 2				
1- 1	0- 0	0- 0	NEUTRAL	0- 0	0- 1	1- 0				
1- 15	0- 0	0- 2	CONFERENCE	0- 2	0- 5	1- 6				
0- 9	0- 0	0- 1	HOME	0- 1	0- 3	0- 4				
1- 6	0- 0	0- 1	AWAY	0- 1	0- 2	1- 2				
0- 0	0- 0	0- 0	NEUTRAL	0- 0	0- 0	0- 0				

RPI S	Opponent	Score	RPI S	Opponent	Score	RPI S	Opponent	Score	RPI S	Opponent	Score	Team's RPI: 305
38	A UALR	43 60	38	H UALR	44 58	53	A Arkansas St.	63 86	118	A Troy	74 84	
						53	H Arkansas St.	73 81	118	H Troy	93 99	
						72	A Georgia	52 93	131	A Texas St.	57 67	
									131	H Texas St.	65 79	
									137	N Eastern Wash.	42 55	
									139	H Kennesaw St.	51 72	
									150	H La.-Lafayette	57 69	
									157	H Appalachian St.	74 77	
									165	A Texas-Arlington	52 64	
									187	H Mercer	61 84	
									207	A La.-Monroe	66 72	
									207	H La.-Monroe	50 58	
									211	A Jacksonville St.	52 78	
									224	H Jacksonville	78 65	
									233	H Georgia St.	54 82	
									250	N Southern U.	68 52	
									257	A Lipscomb	74 80	
									314	A South Ala.	67 53	
									314	H South Ala.	63 80	
LAST 12 Division I GAMES:												
314	H South Ala.	63 80	38	H UALR	44 58							
118	H Troy	93 99	157	H Appalachian St.	74 77							
38	A UALR	43 60	207	A La.-Monroe	66 72							
53	H Arkansas St.	73 81	131	A Texas St.	57 67							
207	H La.-Monroe	50 58	118	A Troy	74 84							
233	H Georgia St.	54 82	150	H La.-Lafayette	57 69							

Non-Div I Games: Toccoa Falls 84 36

Ga. Southern

■ Loss, 
 ■ Non-Conf, 
 ■ S Site, 
 ■ H Home 
 ■ A Away 
 N Neutral

Average RPI Win:	<b>298</b>	WON-LOST	WINNING	LAST 10	STRENGTH OF	OPP. STRENGTH	TEAM	ADJ.	CONF.	ADJ CONF.
Average RPI Loss:	<b>206</b>	RECORD	PCT. RANK	GAMES	SCHEDULE	OF SCHEDULE	RPI	RPI	RPI	RPI
DIV. I ONLY	<b>11- 15</b>	<b>219</b>	<b>6- 4</b>	<b>338</b>	<b>328</b>	<b>283</b>	<b>283</b>	<b>28</b>	<b>28</b>	
DIV. I NON-CONF.	<b>2- 5</b>	<b>259</b>	<b>0- 0</b>	<b>348</b>	<b>219</b>	<b>333</b>	<b>333</b>	<b>32</b>	<b>32</b>	
TOTALS	RPI 1-25	RPI 26-50	W-L RECORDS	RPI 51-100	RPI 101-150	RPI 150+				
11- 15	0- 0	0- 0	OVERALL	0- 2	0- 1	11- 12				
6- 5	0- 0	0- 0	HOME	0- 1	0- 0	6- 4				
5- 10	0- 0	0- 0	AWAY	0- 1	0- 1	5- 8				
0- 0	0- 0	0- 0	NEUTRAL	0- 0	0- 0	0- 0				
2- 5	0- 0	0- 0	NON-CONFERENCE	0- 0	0- 1	2- 4				
1- 1	0- 0	0- 0	HOME	0- 0	0- 0	1- 1				
1- 4	0- 0	0- 0	AWAY	0- 0	0- 1	1- 3				
0- 0	0- 0	0- 0	NEUTRAL	0- 0	0- 0	0- 0				
9- 10	0- 0	0- 0	CONFERENCE	0- 2	0- 0	9- 8				
5- 4	0- 0	0- 0	HOME	0- 1	0- 0	5- 3				
4- 6	0- 0	0- 0	AWAY	0- 1	0- 0	4- 5				
0- 0	0- 0	0- 0	NEUTRAL	0- 0	0- 0	0- 0				

RPI S	Opponent	Score	RPI S	Opponent	Score	RPI S	Opponent	Score	RPI S	Opponent	Score	Team's RPI: 283
						88	A Liberty	47 <b>56</b>	139	A Kennesaw St.	47 <b>50</b>	
						88	H Liberty	48 <b>61</b>	157	A Appalachian St.	69 <b>77</b>	
									160	A Indiana	54 <b>115</b>	
									188	A Radford	49 <b>59</b>	
									188	H Radford	60 <b>76</b>	
									191	A High Point	57 <b>72</b>	
									204	A Winthrop	79 65	
									204	H Winthrop	75 62	
									214	A Campbell	74 <b>75</b>	
									214	H Campbell	62 <b>72</b>	
									236	A Presbyterian	50 <b>55</b>	
									236	H Presbyterian	50 47	
									248	H Davidson	67 <b>68</b>	
									300	A Wofford	65 60	
									301	A UNC Greensboro	60 <b>76</b>	
									315	A Coastal Caro.	71 65	
									315	H Coastal Caro.	82 74	
									327	A UNC Asheville	66 58	
									327	H UNC Asheville	55 <b>64</b>	
									331	H N.C. Central	73 53	
									346	A Longwood	59 <b>63</b>	
									346	H Longwood	80 53	
									348	A Charleston So.	62 56	
									348	H Charleston So.	70 54	
LAST 12 Division I GAMES:												
			327	A UNC Asheville	66 58		236	H Presbyterian	50 47			
			214	H Campbell	62 <b>72</b>		315	A Coastal Caro.	71 65			
			204	H Winthrop	75 62		188	A Radford	49 <b>59</b>			
			348	A Charleston So.	62 56		191	A High Point	57 <b>72</b>			
			346	H Longwood	80 53		327	H UNC Asheville	55 <b>64</b>			
			88	H Liberty	48 <b>61</b>		214	A Campbell	74 <b>75</b>			

Non-Div I Games: Montreat 118 37 Tenn. Temple 68 48

Gardner-Webb

Loss, Non-Conf, S Site, H Home A Away N Neutral

## George Mason

Through Games Of Feb. 22, 2015

Average RPI Win:	238	WON-LOST	WINNING	LAST 10	STRENGTH OF	OPP. STRENGTH	TEAM	ADJ.	CONF.	ADJ CONF.
Average RPI Loss:	138	RECORD	PCT. RANK	GAMES	SCHEDULE	OF SCHEDULE	RPI	RPI	RPI	RPI
DIV. I ONLY	13- 14	185	2- 8	277	143	229	229	6	6	
DIV. I NON-CONF.	8- 5	123	0- 0	346	313	264	264	6	6	
TOTALS	RPI 1-25	RPI 26-50	W-L RECORDS	RPI 51-100	RPI 101-150	RPI 150+				
13- 14	0- 2	0- 1	OVERALL	0- 1	2- 4	11- 6				
7- 5	0- 2	0- 0	HOME	0- 0	2- 2	5- 1				
3- 8	0- 0	0- 1	AWAY	0- 1	0- 2	3- 4				
3- 1	0- 0	0- 0	NEUTRAL	0- 0	0- 0	3- 1				
8- 5	0- 0	0- 0	NON-CONFERENCE	0- 0	0- 1	8- 4				
3- 2	0- 0	0- 0	HOME	0- 0	0- 1	3- 1				
2- 2	0- 0	0- 0	AWAY	0- 0	0- 0	2- 2				
3- 1	0- 0	0- 0	NEUTRAL	0- 0	0- 0	3- 1				
5- 9	0- 2	0- 1	CONFERENCE	0- 1	2- 3	3- 2				
4- 3	0- 2	0- 0	HOME	0- 0	2- 1	2- 0				
1- 6	0- 0	0- 1	AWAY	0- 1	0- 2	1- 2				
0- 0	0- 0	0- 0	NEUTRAL	0- 0	0- 0	0- 0				

RPI 1-25				RPI 26-50				RPI 51-100				RPI 101+ Team's RPI: 229			
RPI	S	Opponent	Score	RPI	S	Opponent	Score	RPI	S	Opponent	Score	RPI	S	Opponent	Score
15	H	Dayton	73 84	45	A	Duquesne	54 88	96	A	Richmond	49 77	112	A	Saint Joseph's	51 82
17	H	George Washington	52 87									115	H	East Tenn. St.	71 84
												121	H	Rhode Island	45 57
												127	A	VCU	66 70
												127	H	VCU	86 79
												135	H	St. Bonaventure	68 55
												155	A	Saint Louis	59 82
												155	H	Saint Louis	66 57
												176	A	La Salle	73 71
												197	A	Massachusetts	79 85
												204	N	Winthrop	69 57
												207	N	La.-Monroe	65 53
												209	A	Navy	79 84
												210	H	Virginia Tech	77 69
												230	H	Morehead St.	70 79
												242	A	Towson	70 72
												245	N	Abilene Christian	86 88
												248	H	Davidson	63 60
												270	H	Col. of Charleston	71 61
												322	A	Saint Francis (PA)	86 77
												346	A	Longwood	83 61
												347	H	Delaware St.	110 91
												349	N	Mississippi Val.	71 62
LAST 12 Division I GAMES:															
155	A	Saint Louis	59 82	17	H	George Washington	52 87	127	A	VCU	66 70	121	H	Rhode Island	45 57
112	A	Saint Joseph's	51 82	96	A	Richmond	49 77	135	H	St. Bonaventure	68 55	176	A	La Salle	73 71
127	H	VCU	86 79												
197	A	Massachusetts	79 85												
248	H	Davidson	63 60												
15	H	Dayton	73 84												

Non-Div I Games:

George Mason

■ Loss, 
 ■ Non-Conf, S Site, 
 ■ Home 
 ■ Away 
 N Neutral

Average RPI Win:	139	WON-LOST	WINNING	LAST 10	STRENGTH OF	OPP. STRENGTH	TEAM	ADJ.	CONF.	ADJ CONF.
Average RPI Loss:	59	RECORD	PCT. RANK	GAMES	SCHEDULE	OF SCHEDULE	RPI	RPI	RPI	RPI
DIV. I ONLY	23- 3	12	9- 1	52	65	17	17	6	6	
DIV. I NON-CONF.	10- 2	31	0- 0	96	30	32	32	6	6	
TOTALS	RPI 1-25	RPI 26-50	W-L RECORDS	RPI 51-100	RPI 101-150	RPI 150+				
23- 3	2- 2	2- 0	OVERALL	5- 0	5- 0	9- 1				
12- 1	1- 1	2- 0	HOME	3- 0	2- 0	4- 0				
9- 2	1- 1	0- 0	AWAY	1- 0	2- 0	5- 1				
2- 0	0- 0	0- 0	NEUTRAL	1- 0	1- 0	0- 0				
10- 2	0- 2	1- 0	NON-CONFERENCE	3- 0	1- 0	5- 0				
5- 1	0- 1	1- 0	HOME	1- 0	0- 0	3- 0				
3- 1	0- 1	0- 0	AWAY	1- 0	0- 0	2- 0				
2- 0	0- 0	0- 0	NEUTRAL	1- 0	1- 0	0- 0				
13- 1	2- 0	1- 0	CONFERENCE	2- 0	4- 0	4- 1				
7- 0	1- 0	1- 0	HOME	2- 0	2- 0	1- 0				
6- 1	1- 0	0- 0	AWAY	0- 0	2- 0	3- 1				
0- 0	0- 0	0- 0	NEUTRAL	0- 0	0- 0	0- 0				

RPI	S	Opponent	Score	RPI	S	Opponent	Score	RPI	S	Opponent	Score	RPI	S	Opponent	Score
6	H	Maryland	65 75	45	H	Duquesne	83 56	57	H	Fresno St.	73 64	103	N	Purdue	79 59
15	A	Dayton	69 66	46	H	St. Mary's (CA)	70 52	68	N	North Carolina St.	74 66	112	H	Saint Joseph's	83 69
15	H	Dayton	67 56					73	A	American	63 52	121	A	Rhode Island	59 49
16	A	FGCU	75 88					77	H	Fordham	83 65	127	A	VCU	65 57
								96	H	Richmond	77 67	135	H	St. Bonaventure	70 48
												155	A	Saint Louis	61 79
												158	H	Memphis	63 44
												176	A	La Salle	67 48
												197	A	Massachusetts	69 54
												229	A	George Mason	87 52
												242	A	Towson	82 48
												248	H	Davidson	52 35
												278	A	Loyola Maryland	72 49
												284	H	Georgetown	72 60
												306	H	Grambling	89 51
LAST 12 Division I GAMES:															
77	H	Fordham	83 65	229	A	George Mason	87 52								
127	A	VCU	65 57	176	A	La Salle	67 48								
135	H	St. Bonaventure	70 48	45	H	Duquesne	83 56								
155	A	Saint Louis	61 79	197	A	Massachusetts	69 54								
15	H	Dayton	67 56	121	A	Rhode Island	59 49								
248	H	Davidson	52 35	96	H	Richmond	77 67								

Non-Div I Games: Bowie St. 88 45

George Washington

Loss, Non-Conf, S Site, H Home A Away N Neutral



## Georgetown

Through Games Of Feb. 22, 2015

Average RPI Win:	278	WON-LOST	WINNING	LAST 10	STRENGTH OF	OPP. STRENGTH	TEAM	ADJ.	CONF.	ADJ CONF.
Average RPI Loss:	110	RECORD	PCT. RANK	GAMES	SCHEDULE	OF SCHEDULE	RPI	RPI	RPI	RPI
DIV. I ONLY	4- 24	331	0- 10	76	101	284	284	10	10	
DIV. I NON-CONF.	2- 10	311	0- 0	137	97	287	287	9	9	
TOTALS	RPI 1-25	RPI 26-50	W-L RECORDS	RPI 51-100	RPI 101-150	RPI 150+				
4- 24	0- 2	0- 2	OVERALL	0- 9	0- 4	4- 7				
4- 9	0- 0	0- 1	HOME	0- 3	0- 3	4- 2				
0- 12	0- 2	0- 1	AWAY	0- 6	0- 1	0- 2				
0- 3	0- 0	0- 0	NEUTRAL	0- 0	0- 0	0- 3				
2- 10	0- 2	0- 0	NON-CONFERENCE	0- 2	0- 2	2- 4				
2- 3	0- 0	0- 0	HOME	0- 0	0- 2	2- 1				
0- 4	0- 2	0- 0	AWAY	0- 2	0- 0	0- 0				
0- 3	0- 0	0- 0	NEUTRAL	0- 0	0- 0	0- 3				
2- 14	0- 0	0- 2	CONFERENCE	0- 7	0- 2	2- 3				
2- 6	0- 0	0- 1	HOME	0- 3	0- 1	2- 1				
0- 8	0- 0	0- 1	AWAY	0- 4	0- 1	0- 2				
0- 0	0- 0	0- 0	NEUTRAL	0- 0	0- 0	0- 0				

RPI 1-25				RPI 26-50				RPI 51-100				RPI 101+ Team's RPI: 284			
RPI	S	Opponent	Score	RPI	S	Opponent	Score	RPI	S	Opponent	Score	RPI	S	Opponent	Score
17	A	George Washington	60 72	43	A	Seton Hall	68 95	51	A	DePaul	52 93	122	A	Butler	58 63
18	A	Princeton	54 83	43	H	Seton Hall	85 99	51	H	DePaul	85 105	122	H	Butler	56 65
								78	A	Creighton	61 76	135	H	St. Bonaventure	64 70
								81	A	Villanova	57 69	148	H	Florida	73 81
								81	H	Villanova	48 64	151	N	Temple	58 81
								87	A	St. John's (NY)	61 75	154	N	Alabama	58 72
								87	H	St. John's (NY)	57 74	158	H	Memphis	46 63
								95	A	Kansas	42 55	181	N	Holy Cross	69 73
								96	A	Richmond	57 65	192	A	Xavier	55 63
												192	H	Xavier	55 60
												247	H	Providence	69 61
												258	A	Marquette	73 80
												258	H	Marquette	83 76
												278	H	Loyola Maryland	71 44
												328	H	UMES	88 75
LAST 12 Division I GAMES:															
87	A	St. John's (NY)	61 75	51	A	DePaul	52 93								
43	A	Seton Hall	68 95	43	H	Seton Hall	85 99								
122	H	Butler	56 65	87	H	St. John's (NY)	57 74								
192	H	Xavier	55 60	122	A	Butler	58 63								
81	H	Villanova	48 64	192	A	Xavier	55 63								
258	A	Marquette	73 80	81	A	Villanova	57 69								

Non-Div I Games:

Georgetown

■ Loss, 
■ Non-Conf, 
■ S Site, 
■ H Home 
■ A Away 
N Neutral

Average RPI Win:	167	WON-LOST	WINNING	LAST 10	STRENGTH OF	OPP. STRENGTH	TEAM	ADJ.	CONF.	ADJ CONF.
Average RPI Loss:	61	RECORD	PCT. RANK	GAMES	SCHEDULE	OF SCHEDULE	RPI	RPI	RPI	RPI
DIV. I ONLY	17- 10	91	2- 8	82	49	72	72	2	2	
DIV. I NON-CONF.	12- 1	7	0- 0	255	160	53	53	5	5	
TOTALS	RPI 1-25	RPI 26-50	W-L RECORDS	RPI 51-100	RPI 101-150	RPI 150+				
17- 10	1- 3	2- 3	OVERALL	3- 1	2- 2	9- 1				
12- 3	1- 1	1- 0	HOME	2- 0	2- 1	6- 1				
5- 7	0- 2	1- 3	AWAY	1- 1	0- 1	3- 0				
0- 0	0- 0	0- 0	NEUTRAL	0- 0	0- 0	0- 0				
12- 1	0- 0	1- 1	NON-CONFERENCE	3- 0	1- 0	7- 0				
8- 0	0- 0	0- 0	HOME	2- 0	1- 0	5- 0				
4- 1	0- 0	1- 1	AWAY	1- 0	0- 0	2- 0				
0- 0	0- 0	0- 0	NEUTRAL	0- 0	0- 0	0- 0				
5- 9	1- 3	1- 2	CONFERENCE	0- 1	1- 2	2- 1				
4- 3	1- 1	1- 0	HOME	0- 0	1- 1	1- 1				
1- 6	0- 2	0- 2	AWAY	0- 1	0- 1	1- 0				
0- 0	0- 0	0- 0	NEUTRAL	0- 0	0- 0	0- 0				

RPI 1-25				RPI 26-50				RPI 51-100				RPI 101+			
RPI	S	Opponent	Score	RPI	S	Opponent	Score	RPI	S	Opponent	Score	RPI	S	Opponent	Score
1	A	Tennessee	51 59	32	A	Mississippi St.	56 64	67	A	LSU	52 64	102	A	Ole Miss	52 55
4	H	South Carolina	35 58	36	A	Ohio St.	67 59	69	H	TCU	62 53	109	H	Missouri	69 48
11	A	Kentucky	72 80	40	A	Arkansas	48 54	90	A	Georgia Tech	64 57	146	H	Furman	58 51
19	H	Texas A&M	54 51	43	A	Seton Hall	51 70	94	H	Michigan St.	69 60	148	H	Florida	48 51
				49	H	Vanderbilt	64 53					154	H	Alabama	64 47
												164	A	Auburn	57 52
												164	H	Auburn	26 44
												166	H	Belmont	62 43
												187	A	Mercer	68 49
												281	H	Colgate	66 35
												297	H	Morgan St.	68 36
												305	H	Ga. Southern	93 52
												335	A	Tennessee Tech	74 51
												338	H	Coppin St.	49 29
LAST 12 Division I GAMES:															
164	H	Auburn	26 44	1	A	Tennessee	51 59								
67	A	LSU	52 64	19	H	Texas A&M	54 51								
148	H	Florida	48 51	49	H	Vanderbilt	64 53								
40	A	Arkansas	48 54	102	A	Ole Miss	52 55								
4	H	South Carolina	35 58	164	A	Auburn	57 52								
11	A	Kentucky	72 80	109	H	Missouri	69 48								

Non-Div I Games:

Georgia

■ Loss, 
■ Non-Conf, 
■ S Site, 
■ H Home 
■ A Away 
N Neutral

Average RPI Win:	233	WON-LOST	WINNING	LAST 10	STRENGTH OF	OPP. STRENGTH	TEAM	ADJ.	CONF.	ADJ CONF.
Average RPI Loss:	127	RECORD	PCT. RANK	GAMES	SCHEDULE	OF SCHEDULE	RPI	RPI	RPI	RPI
DIV. I ONLY	11- 13	204	5- 5	212	184	233	233	14	14	
DIV. I NON-CONF.	4- 4	158	0- 0	249	291	250	250	14	14	
TOTALS	RPI 1-25	RPI 26-50	W-L RECORDS	RPI 51-100	RPI 101-150	RPI 150+				
11- 13	0- 0	0- 1	OVERALL	0- 3	1- 5	10- 4				
7- 8	0- 0	0- 1	HOME	0- 2	1- 3	6- 2				
4- 5	0- 0	0- 0	AWAY	0- 1	0- 2	4- 2				
0- 0	0- 0	0- 0	NEUTRAL	0- 0	0- 0	0- 0				
4- 4	0- 0	0- 0	NON-CONFERENCE	0- 1	0- 1	4- 2				
3- 3	0- 0	0- 0	HOME	0- 1	0- 1	3- 1				
1- 1	0- 0	0- 0	AWAY	0- 0	0- 0	1- 1				
0- 0	0- 0	0- 0	NEUTRAL	0- 0	0- 0	0- 0				
7- 9	0- 0	0- 1	CONFERENCE	0- 2	1- 4	6- 2				
4- 5	0- 0	0- 1	HOME	0- 1	1- 2	3- 1				
3- 4	0- 0	0- 0	AWAY	0- 1	0- 2	3- 1				
0- 0	0- 0	0- 0	NEUTRAL	0- 0	0- 0	0- 0				

RPI 1-25				RPI 26-50				RPI 51-100				RPI 101+				Team's RPI: 233	
RPI	S	Opponent	Score	RPI	S	Opponent	Score	RPI	S	Opponent	Score	RPI	S	Opponent	Score		
				38	H	UALR	55 75	53	A	Arkansas St.	65 76	118	H	Troy	87 96		
								53	H	Arkansas St.	47 61	131	A	Texas St.	61 71		
								88	H	Liberty	71 73	131	H	Texas St.	74 69		
												139	H	Kennesaw St.	64 73		
												150	A	La.-Lafayette	52 68		
												150	H	La.-Lafayette	56 63		
												157	A	Appalachian St.	76 71		
												157	H	Appalachian St.	80 70		
												165	A	Texas-Arlington	45 57		
												165	H	Texas-Arlington	39 45		
												176	H	La Salle	68 76		
												193	H	Samford	61 56		
												197	H	Massachusetts	71 66		
												207	H	La.-Monroe	80 72		
												230	A	Morehead St.	72 74		
												252	A	North Florida	72 59		
												305	A	Ga. Southern	82 54		
												314	A	South Ala.	84 78		
												314	H	South Ala.	69 54		
												335	H	Tennessee Tech	72 60		
LAST 12 Division I GAMES:																	
				157	H	Appalachian St.	80 70	165	A	Texas-Arlington	45 57						
				314	H	South Ala.	69 54	150	H	La.-Lafayette	56 63						
				131	A	Texas St.	61 71	53	A	Arkansas St.	65 76						
				314	A	South Ala.	84 78	157	A	Appalachian St.	76 71						
				305	A	Ga. Southern	82 54	165	H	Texas-Arlington	39 45						
				53	H	Arkansas St.	47 61	118	H	Troy	87 96						

Non-Div I Games: Thomas (GA) 101 55

Georgia St.

Average RPI Win:	209	WON-LOST	WINNING	LAST 10	STRENGTH OF	OPP. STRENGTH	TEAM	ADJ.	CONF.	ADJ CONF.
Average RPI Loss:	35	RECORD	PCT. RANK	GAMES	SCHEDULE	OF SCHEDULE	RPI	RPI	RPI	RPI
DIV. I ONLY	15- 13	159	3- 7	43	56	90	90	3	3	
DIV. I NON-CONF.	10- 4	80	0- 0	192	238	117	117	3	3	
TOTALS	RPI 1-25	RPI 26-50	W-L RECORDS	RPI 51-100	RPI 101-150	RPI 150+				
15- 13	0- 6	0- 3	OVERALL	2- 4	3- 0	10- 0				
9- 6	0- 3	0- 1	HOME	0- 2	2- 0	7- 0				
5- 5	0- 3	0- 0	AWAY	1- 2	1- 0	3- 0				
1- 2	0- 0	0- 2	NEUTRAL	1- 0	0- 0	0- 0				
10- 4	0- 0	0- 2	NON-CONFERENCE	1- 2	2- 0	7- 0				
7- 1	0- 0	0- 0	HOME	0- 1	2- 0	5- 0				
2- 1	0- 0	0- 0	AWAY	0- 1	0- 0	2- 0				
1- 2	0- 0	0- 2	NEUTRAL	1- 0	0- 0	0- 0				
5- 9	0- 6	0- 1	CONFERENCE	1- 2	1- 0	3- 0				
2- 5	0- 3	0- 1	HOME	0- 1	0- 0	2- 0				
3- 4	0- 3	0- 0	AWAY	1- 1	1- 0	1- 0				
0- 0	0- 0	0- 0	NEUTRAL	0- 0	0- 0	0- 0				

RPI	S	Opponent	Score	RPI	S	Opponent	Score	RPI	S	Opponent	Score	RPI	S	Opponent	Score
3	A	Notre Dame	76 89	27	N	Green Bay	50 71	56	A	Miami (FL)	59 64	106	A	Virginia	68 62
3	H	Notre Dame	61 71	33	H	Pittsburgh	72 75	68	H	North Carolina St.	64 65	125	H	Louisiana Tech	96 81
7	A	Louisville	48 75	37	N	Minnesota	69 72	72	H	Georgia	57 64	139	H	Kennesaw St.	77 48
12	A	North Carolina	81 96					81	N	Villanova	71 63	178	A	Clemson	71 59
13	H	Florida St.	62 82					94	A	Michigan St.	73 79	178	H	Clemson	74 66
25	H	Syracuse	60 65					100	A	Boston College	80 77	210	H	Virginia Tech	79 71
												257	H	Lipscomb	71 53
												262	H	Central Ark.	88 50
												290	H	Alabama St.	77 53
												295	A	St. Francis Brooklyn	65 59
												297	H	Morgan St.	105 76
												306	H	Grambling	97 64
												308	A	Loyola Chicago	92 57
LAST 12 Division I GAMES:															
178	A	Clemson	71 59	13	H	Florida St.	62 82								
3	H	Notre Dame	61 71	106	A	Virginia	68 62								
56	A	Miami (FL)	59 64	3	A	Notre Dame	76 89								
68	H	North Carolina St.	64 65	33	H	Pittsburgh	72 75								
25	H	Syracuse	60 65	12	A	North Carolina	81 96								
210	H	Virginia Tech	79 71	100	A	Boston College	80 77								

Non-Div I Games:

Georgia Tech

■ Loss, 
■ Non-Conf, 
■ S Site, 
■ H Home 
■ A Away 
N Neutral

Average RPI Win:	182	WON-LOST	WINNING	LAST 10	STRENGTH OF	OPP. STRENGTH	TEAM	ADJ.	CONF.	ADJ CONF.
Average RPI Loss:	45	RECORD	PCT. RANK	GAMES	SCHEDULE	OF SCHEDULE	RPI	RPI	RPI	RPI
DIV. I ONLY	22- 5	24	9- 1	114	85	42	42	9	9	
DIV. I NON-CONF.	7- 4	107	0- 0	68	84	64	64	8	8	
TOTALS	RPI 1-25	RPI 26-50	W-L RECORDS	RPI 51-100	RPI 101-150	RPI 150+				
22- 5	1- 1	3- 2	OVERALL	2- 2	1- 0	15- 0				
12- 2	1- 0	1- 1	HOME	2- 1	0- 0	8- 0				
10- 1	0- 0	2- 0	AWAY	0- 0	1- 0	7- 0				
0- 2	0- 1	0- 0	NEUTRAL	0- 1	0- 0	0- 0				
7- 4	1- 1	0- 1	NON-CONFERENCE	0- 2	1- 0	5- 0				
4- 1	1- 0	0- 0	HOME	0- 1	0- 0	3- 0				
3- 1	0- 0	0- 1	AWAY	0- 0	1- 0	2- 0				
0- 2	0- 1	0- 0	NEUTRAL	0- 1	0- 0	0- 0				
15- 1	0- 0	3- 1	CONFERENCE	2- 0	0- 0	10- 0				
8- 1	0- 0	1- 1	HOME	2- 0	0- 0	5- 0				
7- 0	0- 0	2- 0	AWAY	0- 0	0- 0	5- 0				
0- 0	0- 0	0- 0	NEUTRAL	0- 0	0- 0	0- 0				

RPI 1-25				RPI 26-50				RPI 51-100				RPI 101+			
RPI	S	Opponent	Score	RPI	S	Opponent	Score	RPI	S	Opponent	Score	RPI	S	Opponent	Score
8	N	Iowa	67 79	35	A	Northwestern	43 62	59	H	San Diego	67 49	137	A	Eastern Wash.	61 60
15	H	Dayton	75 65	44	A	Pacific	73 63	60	H	BYU	78 62	196	A	Montana St.	89 60
				44	H	Pacific	59 71	63	H	Washington St.	58 59	203	A	Pepperdine	78 56
				46	A	St. Mary's (CA)	52 42	73	N	American	56 59	203	H	Pepperdine	73 64
				46	H	St. Mary's (CA)	80 72					206	A	San Francisco	75 64
												206	H	San Francisco	91 84
												213	A	Wyoming	70 56
												227	A	Santa Clara	78 70
												227	H	Santa Clara	76 49
												240	H	Southern Utah	70 51
												241	H	Idaho St.	88 63
												271	A	Loyola Marymount	82 59
												271	H	Loyola Marymount	76 62
												289	A	Portland	85 63
												289	H	Portland	79 57
												304	H	Portland St.	73 41
LAST 12 Division I GAMES:															
				44	H	Pacific	59 71	289	A	Portland	85 63				
				46	H	St. Mary's (CA)	80 72	44	A	Pacific	73 63				
				203	A	Pepperdine	78 56	46	A	St. Mary's (CA)	52 42				
				271	A	Loyola Marymount	82 59	271	H	Loyola Marymount	76 62				
				206	H	San Francisco	91 84	203	H	Pepperdine	73 64				
				227	H	Santa Clara	76 49	227	A	Santa Clara	78 70				

Non-Div I Games:

Gonzaga

Average RPI Win: <b>300</b>	WON-LOST	WINNING	LAST 10	STRENGTH OF	OPP. STRENGTH	TEAM	ADJ.	CONF.	ADJ CONF.
Average RPI Loss: <b>177</b>	RECORD	PCT. RANK	GAMES	SCHEDULE	OF SCHEDULE	RPI	RPI	RPI	RPI
DIV. I ONLY	<b>6- 17</b>	<b>292</b>	<b>3- 7</b>	<b>273</b>	<b>303</b>	<b>306</b>	<b>306</b>	<b>33</b>	<b>33</b>
DIV. I NON-CONF.	<b>1- 8</b>	<b>322</b>	<b>0- 0</b>	<b>99</b>	<b>4</b>	<b>261</b>	<b>261</b>	<b>31</b>	<b>31</b>
TOTALS	RPI 1-25	RPI 26-50	W-L RECORDS	RPI 51-100	RPI 101-150	RPI 150+			
6- 17	0- 1	0- 2	OVERALL	0- 2	0- 1	6- 11			
5- 3	0- 0	0- 0	HOME	0- 0	0- 0	5- 3			
1- 14	0- 1	0- 2	AWAY	0- 2	0- 1	1- 8			
0- 0	0- 0	0- 0	NEUTRAL	0- 0	0- 0	0- 0			
1- 8	0- 1	0- 2	NON-CONFERENCE	0- 2	0- 1	1- 2			
1- 0	0- 0	0- 0	HOME	0- 0	0- 0	1- 0			
0- 8	0- 1	0- 2	AWAY	0- 2	0- 1	0- 2			
0- 0	0- 0	0- 0	NEUTRAL	0- 0	0- 0	0- 0			
5- 9	0- 0	0- 0	CONFERENCE	0- 0	0- 0	5- 9			
4- 3	0- 0	0- 0	HOME	0- 0	0- 0	4- 3			
1- 6	0- 0	0- 0	AWAY	0- 0	0- 0	1- 6			
0- 0	0- 0	0- 0	NEUTRAL	0- 0	0- 0	0- 0			

RPI 1-25				RPI 26-50				RPI 51-100				RPI 101+ Team's RPI: 306			
RPI	S	Opponent	Score	RPI	S	Opponent	Score	RPI	S	Opponent	Score	RPI	S	Opponent	Score
17	A	George Washington	51 <b>89</b>	29	A	Washington	53 <b>84</b>	76	A	Kansas St.	38 <b>61</b>	102	A	Ole Miss	67 <b>92</b>
				40	A	Arkansas	35 <b>77</b>	90	A	Georgia Tech	64 <b>97</b>	164	A	Auburn	42 <b>92</b>
												186	A	Arizona	51 <b>65</b>
												194	A	Texas Southern	33 <b>74</b>
												194	H	Texas Southern	38 <b>67</b>
												212	H	Northwestern St.	44 41
												231	A	Prairie View	57 <b>85</b>
												231	H	Prairie View	51 <b>59</b>
												250	A	Southern U.	52 <b>80</b>
												250	H	Southern U.	57 56
												285	A	Jackson St.	56 <b>70</b>
												285	H	Jackson St.	55 <b>64</b>
												290	A	Alabama St.	30 <b>53</b>
												325	A	Alcorn	82 57
												325	H	Alcorn	64 57
												340	H	Ark.-Pine Bluff	75 56
												342	A	Alabama A&M	56 <b>59</b>
												349	H	Mississippi Val.	62 31
LAST 12 Division I GAMES:															
		285	A	Jackson St.	56 <b>70</b>			340	H	Ark.-Pine Bluff	75 56				
		231	H	Prairie View	51 <b>59</b>			285	H	Jackson St.	55 <b>64</b>				
		194	H	Texas Southern	38 <b>67</b>			231	A	Prairie View	57 <b>85</b>				
		325	A	Alcorn	82 57			194	A	Texas Southern	33 <b>74</b>				
		250	A	Southern U.	52 <b>80</b>			325	H	Alcorn	64 57				
		349	H	Mississippi Val.	62 31			250	H	Southern U.	57 56				

Non-Div I Games: LSU-Shreveport 67 58 Tougaloo 98 59

Grambling

Loss, Non-Conf, S Site, H Home A Away N Neutral

## Grand Canyon

Through Games Of Feb. 22, 2015

Average RPI Win:	283	WON-LOST	WINNING	LAST 10	STRENGTH OF	OPP. STRENGTH	TEAM	ADJ.	CONF.	ADJ CONF.
Average RPI Loss:	199	RECORD	PCT. RANK	GAMES	SCHEDULE	OF SCHEDULE	RPI	RPI	RPI	RPI
DIV. I ONLY	9- 13	231	5- 5	316	304	276	276	30	30	
DIV. I NON-CONF.	4- 7	220	0- 0	336	234	307	307	30	30	
TOTALS	RPI 1-25	RPI 26-50	W-L RECORDS	RPI 51-100	RPI 101-150	RPI 150+				
9- 13	0- 1	0- 0	OVERALL	0- 0	0- 4	9- 8				
4- 6	0- 1	0- 0	HOME	0- 0	0- 2	4- 3				
5- 6	0- 0	0- 0	AWAY	0- 0	0- 2	5- 4				
0- 1	0- 0	0- 0	NEUTRAL	0- 0	0- 0	0- 1				
4- 7	0- 1	0- 0	NON-CONFERENCE	0- 0	0- 0	4- 6				
2- 3	0- 1	0- 0	HOME	0- 0	0- 0	2- 2				
2- 3	0- 0	0- 0	AWAY	0- 0	0- 0	2- 3				
0- 1	0- 0	0- 0	NEUTRAL	0- 0	0- 0	0- 1				
5- 6	0- 0	0- 0	CONFERENCE	0- 0	0- 4	5- 2				
2- 3	0- 0	0- 0	HOME	0- 0	0- 2	2- 1				
3- 3	0- 0	0- 0	AWAY	0- 0	0- 2	3- 1				
0- 0	0- 0	0- 0	NEUTRAL	0- 0	0- 0	0- 0				

RPI 1-25			RPI 26-50			RPI 51-100			RPI 101+ Team's RPI: 276		
RPI	S	Opponent	Score	RPI	S	Opponent	Score	RPI	S	Opponent	Score
7	H	Louisville	51 65					123	A	Bakersfield	67 90
								123	H	Bakersfield	60 65
								145	A	New Mexico St.	60 61
								145	H	New Mexico St.	62 74
								168	A	Oral Roberts	54 51
								182	A	Northern Colo.	47 66
								185	N	Northern Ky.	45 52
								209	A	Navy	51 60
								216	A	Tex.-Pan American	75 63
								216	H	Tex.-Pan American	69 54
								259	H	North Dakota St.	69 54
								265	A	Austin Peay	77 84
								275	H	UC Irvine	53 54
								280	H	Nevada	52 64
								324	H	Seattle	56 59
								326	A	Utah Valley	50 52
								326	H	Utah Valley	60 50
								333	H	New Orleans	59 57
								339	A	UMKC	65 59
								341	A	Incarnate Word	72 67
								345	A	Chicago St.	76 51
LAST 12 Division I GAMES:											
145	A	New Mexico St.	60 61	339	A	UMKC	65 59				
216	A	Tex.-Pan American	75 63	216	H	Tex.-Pan American	69 54				
326	H	Utah Valley	60 50	145	H	New Mexico St.	62 74				
123	H	Bakersfield	60 65	326	A	Utah Valley	50 52				
324	H	Seattle	56 59	123	A	Bakersfield	67 90				
345	A	Chicago St.	76 51	341	A	Incarnate Word	72 67				

Non-Div I Games: Western St. 76 52 San Diego Christian 87 44

Grand Canyon

Loss, Non-Conf, S Site, H Home A Away N Neutral

Average RPI Win:	156	WON-LOST	WINNING	LAST 10	STRENGTH OF	OPP. STRENGTH	TEAM	ADJ.	CONF.	ADJ CONF.
Average RPI Loss:	77	RECORD	PCT. RANK	GAMES	SCHEDULE	OF SCHEDULE	RPI	RPI	RPI	RPI
DIV. I ONLY	21- 4	22	5- 2	78	73	27	27	12	12	
DIV. I NON-CONF.	9- 3	60	0- 1	56	3	20	20	13	13	
TOTALS	RPI 1-25	RPI 26-50	W-L RECORDS	RPI 51-100	RPI 101-150	RPI 150+				
21- 4	1- 2	1- 1	OVERALL	6- 0	4- 0	9- 1				
10- 1	0- 0	1- 0	HOME	3- 0	2- 0	4- 1				
9- 2	0- 1	0- 1	AWAY	2- 0	2- 0	5- 0				
2- 1	1- 1	0- 0	NEUTRAL	1- 0	0- 0	0- 0				
9- 3	1- 2	1- 1	NON-CONFERENCE	3- 0	2- 0	2- 0				
4- 0	0- 0	1- 0	HOME	1- 0	1- 0	1- 0				
3- 2	0- 1	0- 1	AWAY	1- 0	1- 0	1- 0				
2- 1	1- 1	0- 0	NEUTRAL	1- 0	0- 0	0- 0				
12- 1	0- 0	0- 0	CONFERENCE	3- 0	2- 0	7- 1				
6- 1	0- 0	0- 0	HOME	2- 0	1- 0	3- 1				
6- 0	0- 0	0- 0	AWAY	1- 0	1- 0	4- 0				
0- 0	0- 0	0- 0	NEUTRAL	0- 0	0- 0	0- 0				

RPI 1-25				RPI 26-50				Team's RPI: 27				RPI 51-100				RPI 101+			
RPI	S	Opponent	Score	RPI	S	Opponent	Score	RPI	S	Opponent	Score	RPI	S	Opponent	Score	RPI	S	Opponent	Score
5	N	UConn	53 89	45	H	Duquesne	84 52	61	A	South Dakota St.	77 75	103	A	Purdue	81 78				
10	N	Arizona St.	63 57	49	A	Vanderbilt	64 68	65	H	Youngstown St.	66 43	108	A	Cleveland St.	65 61				
15	A	Dayton	66 72					89	H	Western Mich.	70 55	108	H	Cleveland St.	74 50				
								90	N	Georgia Tech	71 50	138	H	Wisconsin	53 43				
								92	A	Wright St.	68 59	199	A	Ill.-Chicago	64 45				
								92	H	Wright St.	61 45	199	H	Ill.-Chicago	71 32				
												237	A	Detroit	75 58				
												238	H	Oakland	67 70				
												255	A	Valparaiso	67 52				
												255	H	Valparaiso	87 45				
												258	A	Marquette	94 66				
												282	A	Milwaukee	79 62				
												282	H	Milwaukee	63 37				
												302	H	Vermont	60 40				
LAST 12 Division I GAMES:																			
5	N	UConn	53 89	238	H	Oakland	67 70												
199	H	Ill.-Chicago	71 32	199	A	Ill.-Chicago	64 45												
255	H	Valparaiso	87 45	255	A	Valparaiso	67 52												
282	A	Milwaukee	79 62	237	A	Detroit	75 58												
92	H	Wright St.	61 45	108	A	Cleveland St.	65 61												
108	H	Cleveland St.	74 50	282	H	Milwaukee	63 37												

Non-Div I Games: Davenport 53 40

Green Bay

Loss, Non-Conf, S Site, H Home A Away N Neutral



Average RPI Win:	260	WON-LOST	WINNING	LAST 10	STRENGTH OF	OPP. STRENGTH	TEAM	ADJ.	CONF.	ADJ CONF.
Average RPI Loss:	78	RECORD	PCT. RANK	GAMES	SCHEDULE	OF SCHEDULE	RPI	RPI	RPI	RPI
DIV. I ONLY	14- 11	139	8- 2	84	264	98	98	31	31	
DIV. I NON-CONF.	4- 9	243	0- 1	1	51	62	62	29	29	
TOTALS	RPI 1-25	RPI 26-50	W-L RECORDS	RPI 51-100	RPI 101-150	RPI 150+				
14- 11	0- 3	0- 2	OVERALL	2- 3	0- 1	12- 2				
6- 3	0- 2	0- 0	HOME	0- 1	0- 0	6- 0				
6- 8	0- 1	0- 2	AWAY	2- 2	0- 1	4- 2				
2- 0	0- 0	0- 0	NEUTRAL	0- 0	0- 0	2- 0				
4- 9	0- 3	0- 2	NON-CONFERENCE	2- 3	0- 1	2- 0				
0- 3	0- 2	0- 0	HOME	0- 1	0- 0	0- 0				
2- 6	0- 1	0- 2	AWAY	2- 2	0- 1	0- 0				
2- 0	0- 0	0- 0	NEUTRAL	0- 0	0- 0	2- 0				
10- 2	0- 0	0- 0	CONFERENCE	0- 0	0- 0	10- 2				
6- 0	0- 0	0- 0	HOME	0- 0	0- 0	6- 0				
4- 2	0- 0	0- 0	AWAY	0- 0	0- 0	4- 2				
0- 0	0- 0	0- 0	NEUTRAL	0- 0	0- 0	0- 0				

RPI 1-25				RPI 26-50				RPI 51-100 Team's RPI: 98				RPI 101+			
RPI	S	Opponent	Score	RPI	S	Opponent	Score	RPI	S	Opponent	Score	RPI	S	Opponent	Score
4	H	South Carolina	49 69	31	A	Quinnipiac	59 87	51	A	DePaul	67 86	110	A	Lehigh	67 85
18	H	Princeton	63 75	35	A	Northwestern	36 62	63	H	Washington St.	60 74	164	N	Auburn	44 42
23	A	James Madison	53 85					66	A	Penn	58 43	180	A	Savannah St.	55 61
								76	A	Kansas St.	46 66	202	H	N.C. A&T	54 48
								96	A	Richmond	64 53	260	A	Bethune-Cookman	61 54
												267	A	Norfolk St.	66 71
												279	A	South Carolina St.	88 53
												294	N	Bowling Green	64 53
												297	A	Morgan St.	78 44
												297	H	Morgan St.	63 43
												328	H	UMES	71 43
												331	H	N.C. Central	75 36
												334	A	Florida A&M	80 52
												344	H	Howard	80 61
												347	H	Delaware St.	74 61
LAST 12 Division I GAMES:															
347	H	Delaware St.	74 61	180	A	Savannah St.	55 61								
297	A	Morgan St.	78 44	331	H	N.C. Central	75 36								
344	H	Howard	80 61	202	H	N.C. A&T	54 48								
328	H	UMES	71 43	334	A	Florida A&M	80 52								
267	A	Norfolk St.	66 71	260	A	Bethune-Cookman	61 54								
279	A	South Carolina St.	88 53	18	H	Princeton	63 75								

Non-Div I Games:

Hampton

■ Loss, 
 ■ Non-Conf, S Site, 
 ■ Home 
 ■ Away 
 N Neutral

RPI 1-25				RPI 26-50				RPI 51-100				RPI 101+				Team's RPI: 173	
RPI	S	Opponent	Score	RPI	S	Opponent	Score	RPI	S	Opponent	Score	RPI	S	Opponent	Score		
13	N	Florida St.	59 69	29	N	Washington	70 81	83	A	Albany (NY)	58 82	103	A	Cornell	48 46		
18	N	Princeton	51 64	31	H	Quinnipiac	58 70	84	A	Maine	45 63	146	N	Furman	43 53		
								84	H	Maine	57 68	152	A	Central Conn. St.	75 63		
								100	H	Boston College	61 73	159	A	Dartmouth	43 49		
												169	A	Stony Brook	60 58		
												180	N	Savannah St.	59 55		
												195	A	Lafayette	59 74		
												198	H	Sacred Heart	68 63		
												201	H	Penn St.	62 57		
												218	A	New Hampshire	50 55		
												218	H	New Hampshire	63 65		
												225	A	UMass Lowell	67 56		
												225	H	UMass Lowell	62 65		
												247	H	Providence	57 54		
												272	A	UMBC	51 53		
												272	H	UMBC	70 63		
												302	A	Vermont	62 46		
												302	H	Vermont	60 49		
												320	A	Binghamton	51 46		
												320	H	Binghamton	59 44		
LAST 12 Division I GAMES:																	
				272	A	UMBC	51 53	169	A	Stony Brook	60 58						
				218	A	New Hampshire	50 55	83	A	Albany (NY)	58 82						
				225	H	UMass Lowell	62 65	218	H	New Hampshire	63 65						
				84	A	Maine	45 63	272	H	UMBC	70 63						
				320	A	Binghamton	51 46	225	A	UMass Lowell	67 56						
				302	H	Vermont	60 49	84	H	Maine	57 68						

**Non-Div I Games:**

Average RPI Win: <b>193</b>	WON-LOST	WINNING	LAST 10	STRENGTH OF	OPP. STRENGTH	TEAM	ADJ.	CONF.	ADJ CONF.
Average RPI Loss: <b>112</b>	RECORD	PCT. RANK	GAMES	SCHEDULE	OF SCHEDULE	RPI	RPI	RPI	RPI
DIV. I ONLY	<b>10- 14</b>	<b>222</b>	<b>4- 6</b>	<b>50</b>	<b>112</b>	<b>147</b>	<b>147</b>	<b>8</b>	<b>8</b>
DIV. I NON-CONF.	<b>7- 7</b>	<b>158</b>	<b>1- 1</b>	<b>127</b>	<b>114</b>	<b>142</b>	<b>142</b>	<b>10</b>	<b>10</b>
TOTALS	RPI 1-25	RPI 26-50	W-L RECORDS	RPI 51-100	RPI 101-150	RPI 150+			
10- 14	0- 4	1- 1	OVERALL	0- 3	2- 1	7- 5			
4- 6	0- 2	0- 1	HOME	0- 1	1- 0	3- 2			
3- 6	0- 2	0- 0	AWAY	0- 2	1- 0	2- 2			
3- 2	0- 0	1- 0	NEUTRAL	0- 0	0- 1	2- 1			
7- 7	0- 2	1- 1	NON-CONFERENCE	0- 1	0- 1	6- 2			
3- 2	0- 1	0- 1	HOME	0- 0	0- 0	3- 0			
1- 3	0- 1	0- 0	AWAY	0- 1	0- 0	1- 1			
3- 2	0- 0	1- 0	NEUTRAL	0- 0	0- 1	2- 1			
3- 7	0- 2	0- 0	CONFERENCE	0- 2	2- 0	1- 3			
1- 4	0- 1	0- 0	HOME	0- 1	1- 0	0- 2			
2- 3	0- 1	0- 0	AWAY	0- 1	1- 0	1- 1			
0- 0	0- 0	0- 0	NEUTRAL	0- 0	0- 0	0- 0			

RPI 1-25				RPI 26-50				RPI 51-100				RPI 101+ Team's RPI: 147			
RPI	S	Opponent	Score	RPI	S	Opponent	Score	RPI	S	Opponent	Score	RPI	S	Opponent	Score
3	A	Notre Dame	43 <b>97</b>	26	H	Chattanooga	52 <b>54</b>	66	A	Penn	61 <b>71</b>	103	A	Cornell	61 57
16	H	FGCU	58 <b>68</b>	31	N	Quinnipiac	87 83	66	H	Penn	69 <b>74</b>	116	H	Yale	65 55
18	A	Princeton	57 <b>78</b>					84	A	Maine	46 <b>65</b>	125	N	Louisiana Tech	64 <b>83</b>
18	H	Princeton	46 <b>96</b>									151	N	Temple	69 <b>81</b>
												159	A	Dartmouth	75 69
												159	H	Dartmouth	61 <b>76</b>
												181	N	Holy Cross	79 76
												197	A	Massachusetts	75 62
												226	H	Brown	80 <b>83</b>
												257	N	Lipscomb	84 63
												281	H	Colgate	68 53
												291	A	Columbia	43 <b>59</b>
												298	H	NJIT	66 54
												306	H	Northeastern	67 65
												316	A	Boston U.	62 <b>63</b>
LAST 12 Division I GAMES:															
18	A	Princeton	57 <b>78</b>	66	H	Penn	69 <b>74</b>								
66	A	Penn	61 <b>71</b>	18	H	Princeton	46 <b>96</b>								
103	A	Cornell	61 57	159	A	Dartmouth	75 69								
291	A	Columbia	43 <b>59</b>	298	H	NJIT	66 54								
116	H	Yale	65 55	159	H	Dartmouth	61 <b>76</b>								
226	H	Brown	80 <b>83</b>	26	H	Chattanooga	52 <b>54</b>								

Non-Div I Games:

Harvard

■ Loss, 
 ■ Non-Conf, S Site, 
 ■ Home 
 ■ Away 
 N Neutral

Average RPI Win:	196	WON-LOST	WINNING	LAST 10	STRENGTH OF	OPP. STRENGTH	TEAM	ADJ.	CONF.	ADJ CONF.
Average RPI Loss:	68	RECORD	PCT. RANK	GAMES	SCHEDULE	OF SCHEDULE	RPI	RPI	RPI	RPI
DIV. I ONLY	17- 7	55	7- 0	125	116	80	80	15	15	
DIV. I NON-CONF.	6- 5	145	1- 0	104	95	131	131	15	15	
TOTALS	RPI 1-25	RPI 26-50	W-L RECORDS	RPI 51-100	RPI 101-150	RPI 150+				
17- 7	0- 2	0- 2	OVERALL	2- 0	6- 3	9- 0				
10- 4	0- 2	0- 2	HOME	1- 0	4- 0	5- 0				
7- 3	0- 0	0- 0	AWAY	1- 0	2- 3	4- 0				
0- 0	0- 0	0- 0	NEUTRAL	0- 0	0- 0	0- 0				
6- 5	0- 2	0- 2	NON-CONFERENCE	1- 0	0- 1	5- 0				
3- 4	0- 2	0- 2	HOME	0- 0	0- 0	3- 0				
3- 1	0- 0	0- 0	AWAY	1- 0	0- 1	2- 0				
0- 0	0- 0	0- 0	NEUTRAL	0- 0	0- 0	0- 0				
11- 2	0- 0	0- 0	CONFERENCE	1- 0	6- 2	4- 0				
7- 0	0- 0	0- 0	HOME	1- 0	4- 0	2- 0				
4- 2	0- 0	0- 0	AWAY	0- 0	2- 2	2- 0				
0- 0	0- 0	0- 0	NEUTRAL	0- 0	0- 0	0- 0				

RPI 1-25				RPI 26-50				RPI 51-100				Team's RPI: 80	RPI 101+			
RPI	S	Opponent	Score	RPI	S	Opponent	Score	RPI	S	Opponent	Score		RPI	S	Opponent	Score
12	H	North Carolina	65 74	28	H	California	72 79	74	A	Colorado St.	63 58		101	A	UC Davis	58 53
22	H	Stanford	73 86	44	H	Pacific	61 69	99	H	Long Beach St.	72 64		101	H	UC Davis	62 60
													107	A	CSUN	46 53
													107	H	CSUN	64 49
													123	A	Bakersfield	69 78
													140	A	UC Riverside	72 69
													140	H	UC Riverside	69 58
													143	A	Cal Poly	65 70
													143	H	Cal Poly	79 64
													217	H	UNLV	79 70
													221	A	Cal St. Fullerton	54 43
													231	H	Prairie View	72 58
													271	A	Loyola Marymount	85 76
													275	A	UC Irvine	85 50
													275	H	UC Irvine	75 37
													299	A	Denver	60 58
													301	H	UNC Greensboro	74 54
													332	H	UC Santa Barbara	60 43
LAST 12 Division I GAMES:																
231	H	Prairie View	72 58	332	H	UC Santa Barbara	60 43									
101	H	UC Davis	62 60	107	H	CSUN	64 49									
275	H	UC Irvine	75 37	99	H	Long Beach St.	72 64									
221	A	Cal St. Fullerton	54 43	275	A	UC Irvine	85 50									
140	A	UC Riverside	72 69	101	A	UC Davis	58 53									
143	H	Cal Poly	79 64	140	H	UC Riverside	69 58									

Non-Div I Games:      BYU-Hawaii      92   40      Hawaii Pacific      76   68

Hawaii

Loss, Non-Conf, S Site, H Home A Away N Neutral

[illegible]

■ Loss, ■ Non-Conf, S Site, H Home A Away N Neutral

## Hofstra

Through Games Of Feb. 22, 2015

Average RPI Win:	193	WON-LOST	WINNING	LAST 10	STRENGTH OF	OPP. STRENGTH	TEAM	ADJ.	CONF.	ADJ CONF.
Average RPI Loss:	122	RECORD	PCT. RANK	GAMES	SCHEDULE	OF SCHEDULE	RPI	RPI	RPI	RPI
DIV. I ONLY	18- 9	78	6- 4	155	119	91	91	13	13	
DIV. I NON-CONF.	7- 4	107	0- 0	100	146	78	78	11	11	
TOTALS	RPI 1-25	RPI 26-50	W-L RECORDS	RPI 51-100	RPI 101-150	RPI 150+				
18- 9	1- 1	0- 1	OVERALL	3- 2	2- 0	12- 5				
8- 5	0- 1	0- 1	HOME	0- 1	1- 0	7- 2				
10- 4	1- 0	0- 0	AWAY	3- 1	1- 0	5- 3				
0- 0	0- 0	0- 0	NEUTRAL	0- 0	0- 0	0- 0				
7- 4	0- 0	0- 1	NON-CONFERENCE	2- 1	1- 0	4- 2				
3- 2	0- 0	0- 1	HOME	0- 0	1- 0	2- 1				
4- 2	0- 0	0- 0	AWAY	2- 1	0- 0	2- 1				
0- 0	0- 0	0- 0	NEUTRAL	0- 0	0- 0	0- 0				
11- 5	1- 1	0- 0	CONFERENCE	1- 1	1- 0	8- 3				
5- 3	0- 1	0- 0	HOME	0- 1	0- 0	5- 1				
6- 2	1- 0	0- 0	AWAY	1- 0	1- 0	3- 2				
0- 0	0- 0	0- 0	NEUTRAL	0- 0	0- 0	0- 0				

RPI 1-25				RPI 26-50				RPI 51-100				Team's RPI: 91	RPI 101+			
RPI	S	Opponent	Score	RPI	S	Opponent	Score	RPI	S	Opponent	Score		RPI	S	Opponent	Score
23	A	James Madison	63 62	30	H	Western Ky.	65 70	71	A	Drexel	53 52		111	H	UNI	61 58
23	H	James Madison	68 77					71	H	Drexel	56 63		120	A	Elon	55 53
								77	A	Fordham	46 60		152	H	Central Conn. St.	66 71
								83	A	Albany (NY)	65 55		163	H	Robert Morris	71 51
								100	A	Boston College	75 61		170	A	William & Mary	56 57
													170	H	William & Mary	52 46
													183	H	Fairfield	66 53
													184	A	Delaware	53 64
													184	H	Delaware	62 73
													210	A	Virginia Tech	43 60
													242	A	Towson	58 42
													242	H	Towson	62 48
													243	H	UNCW	71 57
													267	A	Norfolk St.	64 47
													270	A	Col. of Charleston	69 57
													270	H	Col. of Charleston	78 53
													298	A	NJIT	62 47
													306	A	Northeastern	66 45
													306	H	Northeastern	85 83
LAST 12 Division I GAMES:																
23	A	James Madison	63 62	184	H	Delaware	62 73									
242	H	Towson	62 48	306	A	Northeastern	66 45									
120	A	Elon	55 53	170	A	William & Mary	56 57									
270	A	Col. of Charleston	69 57	71	H	Drexel	56 63									
170	H	William & Mary	52 46	243	H	UNCW	71 57									
23	H	James Madison	68 77	184	A	Delaware	53 64									

Non-Div I Games:

Hofstra

■ Loss, 
■ Non-Conf, S Site, 
■ Home 
■ Away 
N Neutral

## Holy Cross

Through Games Of Feb. 22, 2015

Average RPI Win:	205	WON-LOST	WINNING	LAST 10	STRENGTH OF	OPP. STRENGTH	TEAM	ADJ.	CONF.	ADJ CONF.
Average RPI Loss:	139	RECORD	PCT. RANK	GAMES	SCHEDULE	OF SCHEDULE	RPI	RPI	RPI	RPI
DIV. I ONLY	13- 16	210	7- 3	133	163	181	181	18	18	
DIV. I NON-CONF.	4- 9	243	0- 0	189	76	245	245	20	20	
TOTALS	RPI 1-25	RPI 26-50	W-L RECORDS	RPI 51-100	RPI 101-150	RPI 150+				
13- 16	0- 1	0- 1	OVERALL	2- 4	0- 5	11- 5				
5- 6	0- 0	0- 0	HOME	1- 2	0- 1	4- 3				
6- 7	0- 1	0- 0	AWAY	1- 1	0- 3	5- 2				
2- 3	0- 0	0- 1	NEUTRAL	0- 1	0- 1	2- 0				
4- 9	0- 1	0- 1	NON-CONFERENCE	1- 1	0- 3	3- 3				
2- 1	0- 0	0- 0	HOME	1- 0	0- 0	1- 1				
0- 5	0- 1	0- 0	AWAY	0- 0	0- 2	0- 2				
2- 3	0- 0	0- 1	NEUTRAL	0- 1	0- 1	2- 0				
9- 7	0- 0	0- 0	CONFERENCE	1- 3	0- 2	8- 2				
3- 5	0- 0	0- 0	HOME	0- 2	0- 1	3- 2				
6- 2	0- 0	0- 0	AWAY	1- 1	0- 1	5- 0				
0- 0	0- 0	0- 0	NEUTRAL	0- 0	0- 0	0- 0				

RPI 1-25				RPI 26-50				RPI 51-100				RPI 101+ Team's RPI: 181			
RPI	S	Opponent	Score	RPI	S	Opponent	Score	RPI	S	Opponent	Score	RPI	S	Opponent	Score
3	A	Notre Dame	29 104	31	N	Quinnipiac	67 74	73	A	American	67 61	110	A	Lehigh	58 71
								73	H	American	63 74	110	H	Lehigh	60 66
								86	A	Army	53 67	116	A	Yale	70 83
								86	H	Army	51 53	132	A	Bryant	68 74
								89	N	Western Mich.	40 51	147	N	Harvard	76 79
								100	H	Boston College	80 64	156	A	Bucknell	53 52
												156	H	Bucknell	69 61
												159	A	Dartmouth	53 69
												195	A	Lafayette	64 46
												195	H	Lafayette	59 53
												197	A	Massachusetts	61 72
												209	A	Navy	60 44
												209	H	Navy	48 44
												225	H	UMass Lowell	78 63
												267	N	Norfolk St.	63 62
												278	H	Loyola Maryland	51 57
												281	A	Colgate	68 62
												281	H	Colgate	71 76
												284	N	Georgetown	73 69
												316	A	Boston U.	71 48
												323	H	Manhattan	60 66
LAST 12 Division I GAMES:															
209	H	Navy	48 44	73	A	American	67 61	278	H	Loyola Maryland	51 57				
195	H	Lafayette	59 53	209	A	Navy	60 44	195	A	Lafayette	64 46				
110	A	Lehigh	58 71	110	H	Lehigh	60 66	86	A	Army	53 67				
86	H	Army	51 53	156	H	Bucknell	69 61	281	A	Colgate	68 62				

Non-Div I Games:

Holy Cross

■ Loss, 
 ■ Non-Conf, 
 ■ S Site, 
 ■ H Home 
 ■ A Away 
 N Neutral

Average RPI Win:	<b>247</b>	WON-LOST	WINNING	LAST 10	STRENGTH OF	OPP. STRENGTH	TEAM	ADJ.	CONF.	ADJ CONF.
Average RPI Loss:	<b>143</b>	RECORD	PCT. RANK	GAMES	SCHEDULE	OF SCHEDULE	RPI	RPI	RPI	RPI
DIV. I ONLY	<b>6- 21</b>	<b>308</b>	<b>0- 10</b>	<b>190</b>	<b>113</b>	<b>273</b>	<b>273</b>	<b>7</b>	<b>7</b>	
DIV. I NON-CONF.	<b>5- 6</b>	<b>177</b>	<b>0- 0</b>	<b>223</b>	<b>254</b>	<b>205</b>	<b>205</b>	<b>7</b>	<b>7</b>	
TOTALS	RPI 1-25	RPI 26-50	W-L RECORDS	RPI 51-100	RPI 101-150	RPI 150+				
6- 21	0- 4	0- 2	OVERALL	0- 2	0- 3	6- 10				
1- 10	0- 1	0- 1	HOME	0- 1	0- 1	1- 6				
3- 9	0- 2	0- 1	AWAY	0- 1	0- 2	3- 3				
2- 2	0- 1	0- 0	NEUTRAL	0- 0	0- 0	2- 1				
5- 6	0- 2	0- 0	NON-CONFERENCE	0- 0	0- 1	5- 3				
1- 2	0- 0	0- 0	HOME	0- 0	0- 0	1- 2				
2- 2	0- 1	0- 0	AWAY	0- 0	0- 1	2- 0				
2- 2	0- 1	0- 0	NEUTRAL	0- 0	0- 0	2- 1				
1- 15	0- 2	0- 2	CONFERENCE	0- 2	0- 2	1- 7				
0- 8	0- 1	0- 1	HOME	0- 1	0- 1	0- 4				
1- 7	0- 1	0- 1	AWAY	0- 1	0- 1	1- 3				
0- 0	0- 0	0- 0	NEUTRAL	0- 0	0- 0	0- 0				

RPI 1-25				RPI 26-50				RPI 51-100				RPI 101+ Team's RPI: 273			
RPI	S	Opponent	Score	RPI	S	Opponent	Score	RPI	S	Opponent	Score	RPI	S	Opponent	Score
5	A	UConn	26 <b>85</b>	47	A	Tulane	40 <b>70</b>	62	A	East Carolina	56 <b>79</b>	113	A	Texas Tech	54 <b>60</b>
19	A	Texas A&M	55 <b>94</b>	47	H	Tulane	46 <b>63</b>	62	H	East Carolina	46 <b>87</b>	136	A	Tulsa	52 <b>74</b>
23	N	James Madison	60 <b>84</b>									136	H	Tulsa	51 <b>67</b>
24	H	South Fla.	55 <b>71</b>									151	A	Temple	60 <b>72</b>
												158	A	Memphis	49 <b>84</b>
												158	H	Memphis	58 <b>64</b>
												174	N	UTSA	56 53
												220	N	Nicholls St.	65 47
												231	H	Prairie View	56 <b>61</b>
												239	A	SMU	63 45
												239	H	SMU	51 <b>68</b>
												241	N	Idaho St.	67 <b>73</b>
												261	H	Rice	59 58
												263	H	UCF	50 <b>64</b>
												264	A	A&M-Corpus Christi	68 66
												277	A	Cincinnati	66 <b>69</b>
												277	H	Cincinnati	73 <b>76</b>
												321	A	North Texas	46 42
												341	H	Incarinate Word	48 <b>50</b>
LAST 12 Division I GAMES:															
239	H	SMU	51 <b>68</b>	277	A	Cincinnati	66 <b>69</b>								
5	A	UConn	26 <b>85</b>	47	H	Tulane	46 <b>63</b>								
151	A	Temple	60 <b>72</b>	158	A	Memphis	49 <b>84</b>								
158	H	Memphis	58 <b>64</b>	24	H	South Fla.	55 <b>71</b>								
136	H	Tulsa	51 <b>67</b>	136	A	Tulsa	52 <b>74</b>								
62	A	East Carolina	56 <b>79</b>	62	H	East Carolina	46 <b>87</b>								

Non-Div I Games:

Houston

■ Loss, 
 ■ Non-Conf, 
 ■ S Site, 
 ■ H Home 
 ■ A Away 
 N Neutral



## Houston Baptist

Through Games Of Feb. 22, 2015

Average RPI Win:	267	WON-LOST	WINNING	LAST 10	STRENGTH OF	OPP. STRENGTH	TEAM	ADJ.	CONF.	ADJ CONF.
Average RPI Loss:	196	RECORD	PCT. RANK	GAMES	SCHEDULE	OF SCHEDULE	RPI	RPI	RPI	RPI
DIV. I ONLY	7- 14	266	5- 5	281	302	287	287	27	27	
DIV. I NON-CONF.	2- 5	259	0- 0	113	222	176	176	27	27	
TOTALS	RPI 1-25	RPI 26-50	W-L RECORDS	RPI 51-100	RPI 101-150	RPI 150+				
7- 14	0- 0	0- 0	OVERALL	0- 1	1- 2	6- 11				
5- 4	0- 0	0- 0	HOME	0- 0	0- 0	5- 4				
2- 10	0- 0	0- 0	AWAY	0- 1	1- 2	1- 7				
0- 0	0- 0	0- 0	NEUTRAL	0- 0	0- 0	0- 0				
2- 5	0- 0	0- 0	NON-CONFERENCE	0- 1	1- 1	1- 3				
0- 1	0- 0	0- 0	HOME	0- 0	0- 0	0- 1				
2- 4	0- 0	0- 0	AWAY	0- 1	1- 1	1- 2				
0- 0	0- 0	0- 0	NEUTRAL	0- 0	0- 0	0- 0				
5- 9	0- 0	0- 0	CONFERENCE	0- 0	0- 1	5- 8				
5- 3	0- 0	0- 0	HOME	0- 0	0- 0	5- 3				
0- 6	0- 0	0- 0	AWAY	0- 0	0- 1	0- 5				
0- 0	0- 0	0- 0	NEUTRAL	0- 0	0- 0	0- 0				

RPI 1-25			RPI 26-50			RPI 51-100			RPI 101+			Team's RPI: 287
RPI	S	Opponent	Score	RPI	S	Opponent	Score	RPI	S	Opponent	Score	
						69 A TCU	64 87	113 A		Texas Tech	59 60	
								129 A		Stephen F. Austin	67 72	
								131 A		Texas St.	61 56	
								165 A		Texas-Arlington	73 83	
								172 A		Lamar	62 79	
								172 H		Lamar	64 80	
								194 H		Texas Southern	80 92	
								212 H		Northwestern St.	68 78	
								216 A		Tex.-Pan American	72 75	
								219 A		McNeese St.	57 60	
								220 A		Nicholls St.	58 70	
								245 H		Abilene Christian	50 53	
								246 A		UTEP	87 77	
								262 H		Central Ark.	58 37	
								264 H		A&M-Corpus Christi	59 54	
								293 A		Sam Houston St.	67 74	
								293 H		Sam Houston St.	66 61	
								319 A		Southeastern La.	59 67	
								333 H		New Orleans	63 45	
								341 H		Incarnate Word	67 64	
LAST 12 Division I GAMES:												
341 H		Incarnate Word	67 64	245 H		Abilene Christian	50 53					
293 H		Sam Houston St.	66 61	172 H		Lamar	64 80					
172 A		Lamar	62 79	333 H		New Orleans	63 45					
129 A		Stephen F. Austin	67 72	262 H		Central Ark.	58 37					
264 H		A&M-Corpus Christi	59 54	319 A		Southeastern La.	59 67					
293 A		Sam Houston St.	67 74	220 A		Nicholls St.	58 70					

Non-Div I Games: McMurry 69 49 Arlington Baptist 92 62 Huston-Tillotson 86 36 S'western Assemblies 85 57  
Houston Baptist

Loss, Non-Conf, S Site, H Home A Away N Neutral

Average RPI Win: <b>332</b>	WON-LOST	WINNING	LAST 10	STRENGTH OF	OPP. STRENGTH	TEAM	ADJ.	CONF.	ADJ CONF.
Average RPI Loss: <b>194</b>	RECORD	PCT. RANK	GAMES	SCHEDULE	OF SCHEDULE	RPI	RPI	RPI	RPI
DIV. I ONLY	3- 23	340	0- 7	294	293	344	344	31	31
DIV. I NON-CONF.	0- 13	339	0- 2	97	128	313	313	29	29
TOTALS	RPI 1-25	RPI 26-50	W-L RECORDS	RPI 51-100	RPI 101-150	RPI 150+			
3- 23	0- 1	0- 2	OVERALL	0- 2	0- 3	3- 15			
3- 6	0- 0	0- 1	HOME	0- 0	0- 0	3- 5			
0- 15	0- 0	0- 0	AWAY	0- 0	0- 0	0- 1			
0- 2	0- 0	0- 0	NEUTRAL	0- 0	0- 0	0- 2			
0- 13	0- 1	0- 2	NON-CONFERENCE	0- 1	0- 3	0- 6			
0- 3	0- 0	0- 1	HOME	0- 0	0- 0	0- 2			
0- 8	0- 1	0- 1	AWAY	0- 1	0- 3	0- 2			
0- 2	0- 0	0- 0	NEUTRAL	0- 0	0- 0	0- 2			
3- 10	0- 0	0- 0	CONFERENCE	0- 1	0- 0	3- 9			
3- 3	0- 0	0- 0	HOME	0- 0	0- 0	3- 3			
0- 7	0- 0	0- 0	AWAY	0- 1	0- 0	0- 6			
0- 0	0- 0	0- 0	NEUTRAL	0- 0	0- 0	0- 0			

RPI 1-25				RPI 26-50				RPI 51-100				RPI 101+ Team's RPI: 344			
RPI	S	Opponent	Score	RPI	S	Opponent	Score	RPI	S	Opponent	Score	RPI	S	Opponent	Score
12	A	North Carolina	49 <b>83</b>	45	H	Duquesne	63 <b>89</b>	52	A	Iowa St.	44 <b>90</b>	103	A	Cornell	56 <b>75</b>
				46	A	St. Mary's (CA)	55 <b>80</b>	98	A	Hampton	61 <b>80</b>	106	A	Virginia	53 <b>74</b>
												142	A	Old Dominion	54 <b>75</b>
												151	H	Temple	48 <b>78</b>
												176	A	La Salle	64 <b>65</b>
												180	A	Savannah St.	59 <b>70</b>
												202	H	N.C. A&T	69 <b>80</b>
												213	N	Wyoming	53 <b>67</b>
												218	H	New Hampshire	68 <b>78</b>
												226	N	Brown	68 <b>80</b>
												260	A	Bethune-Cookman	53 <b>61</b>
												267	A	Norfolk St.	71 <b>90</b>
												297	H	Morgan St.	64 <b>77</b>
												311	A	LIU Brooklyn	74 <b>83</b>
												328	A	UMES	54 <b>61</b>
												328	H	UMES	92 90
												331	H	N.C. Central	70 65
												334	A	Florida A&M	51 <b>65</b>
												338	A	Coppin St.	61 <b>75</b>
												338	H	Coppin St.	68 66
												347	H	Delaware St.	50 <b>58</b>
LAST 12 Division I GAMES:															
				226	N	Brown	68 <b>80</b>					267	A	Norfolk St.	71 <b>90</b>
				176	A	La Salle	64 <b>65</b>					328	H	UMES	92 90
				180	A	Savannah St.	59 <b>70</b>					297	H	Morgan St.	64 <b>77</b>
				328	A	UMES	54 <b>61</b>					260	A	Bethune-Cookman	53 <b>61</b>
				338	A	Coppin St.	61 <b>75</b>					334	A	Florida A&M	51 <b>65</b>
				98	A	Hampton	61 <b>80</b>					347	H	Delaware St.	50 <b>58</b>

Non-Div I Games:

Howard

Average RPI Win:	259	WON-LOST	WINNING	LAST 10	STRENGTH OF	OPP. STRENGTH	TEAM	ADJ.	CONF.	ADJ CONF.
Average RPI Loss:	186	RECORD	PCT. RANK	GAMES	SCHEDULE	OF SCHEDULE	RPI	RPI	RPI	RPI
DIV. I ONLY	7- 18	289	2- 8	284	260	309	309	25	25	
DIV. I NON-CONF.	4- 7	220	0- 0	329	253	299	299	25	25	
TOTALS	RPI 1-25	RPI 26-50	W-L RECORDS	RPI 51-100	RPI 101-150	RPI 150+				
7- 18	0- 0	0- 0	OVERALL	0- 6	0- 0	7- 12				
5- 8	0- 0	0- 0	HOME	0- 2	0- 0	5- 6				
2- 10	0- 0	0- 0	AWAY	0- 4	0- 0	2- 6				
0- 0	0- 0	0- 0	NEUTRAL	0- 0	0- 0	0- 0				
4- 7	0- 0	0- 0	NON-CONFERENCE	0- 2	0- 0	4- 5				
3- 2	0- 0	0- 0	HOME	0- 0	0- 0	3- 2				
1- 5	0- 0	0- 0	AWAY	0- 2	0- 0	1- 3				
0- 0	0- 0	0- 0	NEUTRAL	0- 0	0- 0	0- 0				
3- 11	0- 0	0- 0	CONFERENCE	0- 4	0- 0	3- 7				
2- 6	0- 0	0- 0	HOME	0- 2	0- 0	2- 4				
1- 5	0- 0	0- 0	AWAY	0- 2	0- 0	1- 3				
0- 0	0- 0	0- 0	NEUTRAL	0- 0	0- 0	0- 0				

RPI S	Opponent	Score	RPI S	Opponent	Score	RPI S	Opponent	Score	RPI S	Opponent	Score	Team's RPI: 309
						61	A South Dakota St.	68 89	160	A Indiana	37 80	
						61	H South Dakota St.	64 65	168	H Oral Roberts	73 63	
						64	A West Virginia	48 82	185	H Northern Ky.	65 59	
						79	A South Dakota	80 91	215	A USC Upstate	73 85	
						79	H South Dakota	72 73	232	A Western Ill.	55 59	
						85	A Illinois	63 70	232	H Western Ill.	85 98	
									234	A IUPUI	68 78	
									234	H IUPUI	68 78	
									237	H Detroit	74 81	
									238	H Oakland	84 92	
									244	H Evansville	77 59	
									259	A North Dakota St.	60 81	
									259	H North Dakota St.	66 72	
									282	H Milwaukee	78 72	
									292	H Omaha	70 59	
									299	A Denver	68 51	
									299	H Denver	75 82	
									315	A Coastal Caro.	63 90	
									345	A Chicago St.	79 62	
LAST 12 Division I GAMES:												
259	H North Dakota St.	66 72	292	H Omaha	70 59							
299	A Denver	68 51	299	H Denver	75 82							
234	H IUPUI	68 78	79	H South Dakota	72 73							
61	A South Dakota St.	68 89	259	A North Dakota St.	60 81							
79	A South Dakota	80 91	168	H Oral Roberts	73 63							
232	A Western Ill.	55 59	61	H South Dakota St.	64 65							

Non-Div I Games: Grace (IN) 90 51 Trine 99 61

IPFW

Loss, Non-Conf, S Site, H Home A Away N Neutral

Average RPI Win: <b>233</b>	WON-LOST	WINNING	LAST 10	STRENGTH OF	OPP. STRENGTH	TEAM	ADJ.	CONF.	ADJ CONF.
Average RPI Loss: <b>180</b>	RECORD	PCT. RANK	GAMES	SCHEDULE	OF SCHEDULE	RPI	RPI	RPI	RPI
DIV. I ONLY	<b>12- 13</b>	<b>190</b>	<b>7- 3</b>	<b>228</b>	<b>268</b>	<b>234</b>	<b>234</b>	<b>25</b>	<b>25</b>
DIV. I NON-CONF.	<b>3- 8</b>	<b>263</b>	<b>0- 0</b>	<b>133</b>	<b>264</b>	<b>268</b>	<b>268</b>	<b>25</b>	<b>25</b>
TOTALS	RPI 1-25	RPI 26-50	W-L RECORDS	RPI 51-100	RPI 101-150	RPI 150+			
12- 13	0- 1	0- 0	OVERALL	2- 1	0- 0	10- 11			
10- 3	0- 1	0- 0	HOME	2- 0	0- 0	8- 2			
2- 8	0- 0	0- 0	AWAY	0- 1	0- 0	2- 6			
0- 2	0- 0	0- 0	NEUTRAL	0- 0	0- 0	0- 2			
3- 8	0- 1	0- 0	NON-CONFERENCE	0- 1	0- 0	3- 6			
3- 2	0- 1	0- 0	HOME	0- 0	0- 0	3- 1			
0- 4	0- 0	0- 0	AWAY	0- 1	0- 0	0- 3			
0- 2	0- 0	0- 0	NEUTRAL	0- 0	0- 0	0- 2			
9- 5	0- 0	0- 0	CONFERENCE	2- 0	0- 0	7- 5			
7- 1	0- 0	0- 0	HOME	2- 0	0- 0	5- 1			
2- 4	0- 0	0- 0	AWAY	0- 0	0- 0	2- 4			
0- 0	0- 0	0- 0	NEUTRAL	0- 0	0- 0	0- 0			

RPI 1-25			RPI 26-50			RPI 51-100			RPI 101+			Team's RPI: 234
RPI	S	Opponent	Score	RPI	S	Opponent	Score	RPI	S	Opponent	Score	
7	H	Louisville	69 <b>89</b>					61	H	Indiana St.	60 <b>61</b>	
								79	H	South Dakota	68 <b>43</b>	
								94	A	Michigan St.	45 <b>64</b>	
								153	H	Indiana St.	58 <b>68</b>	
								160	A	Indiana	72 <b>84</b>	
								168	A	Oral Roberts	85 52	
								168	H	Oral Roberts	58 <b>68</b>	
								171	A	Missouri St.	87 76	
								177	H	SIUE	43 <b>57</b>	
								185	A	Northern Ky.	61 <b>71</b>	
								194	N	Texas Southern	74 <b>80</b>	
								196	N	Montana St.	62 <b>73</b>	
								232	A	Western Ill.	62 <b>69</b>	
								232	H	Western Ill.	62 50	
								244	H	Evansville	63 <b>68</b>	
								259	A	North Dakota St.	76 65	
								259	H	North Dakota St.	49 <b>66</b>	
								292	A	Omaha	68 49	
								292	H	Omaha	66 44	
								296	H	Eastern Ill.	68 64	
								299	A	Denver	71 54	
								299	H	Denver	78 68	
								309	A	IPFW	78 68	
								309	H	IPFW		
LAST 12 Division I GAMES:												
168	H	Oral Roberts	85 52	232	A	Western Ill.	62 <b>73</b>					
259	H	North Dakota St.	76 65	79	H	South Dakota	68 43					
232	H	Western Ill.	62 <b>69</b>	299	H	Denver	71 54					
309	A	IPFW	78 68	292	A	Omaha	49 <b>66</b>					
299	A	Denver	68 64	168	A	Oral Roberts	72 <b>84</b>					
292	H	Omaha	68 49	61	H	South Dakota St.	68 67					

Non-Div I Games: Ind.-Southeast 95 45 Ind.-Kokomo 102 44

IUPUI

Loss, Non-Conf, S Site, H Home A Away N Neutral

## Idaho

Through Games Of Feb. 22, 2015

Average RPI Win:	268	WON-LOST	WINNING	LAST 10	STRENGTH OF	OPP. STRENGTH	TEAM	ADJ.	CONF.	ADJ CONF.
Average RPI Loss:	120	RECORD	PCT. RANK	GAMES	SCHEDULE	OF SCHEDULE	RPI	RPI	RPI	RPI
DIV. I ONLY	10- 13	217	4- 2	164	233	189	189	21	21	
DIV. I NON-CONF.	4- 5	188	1- 1	75	227	84	84	21	21	
TOTALS	RPI 1-25	RPI 26-50	W-L RECORDS	RPI 51-100	RPI 101-150	RPI 150+				
10- 13	0- 2	0- 0	OVERALL	0- 1	1- 7	9- 3				
4- 4	0- 0	0- 0	HOME	0- 1	1- 2	3- 1				
5- 9	0- 2	0- 0	AWAY	0- 0	0- 5	5- 2				
1- 0	0- 0	0- 0	NEUTRAL	0- 0	0- 0	1- 0				
4- 5	0- 2	0- 0	NON-CONFERENCE	0- 1	0- 2	4- 0				
0- 1	0- 0	0- 0	HOME	0- 1	0- 0	0- 0				
3- 4	0- 2	0- 0	AWAY	0- 0	0- 2	3- 0				
1- 0	0- 0	0- 0	NEUTRAL	0- 0	0- 0	1- 0				
6- 8	0- 0	0- 0	CONFERENCE	0- 0	1- 5	5- 3				
4- 3	0- 0	0- 0	HOME	0- 0	1- 2	3- 1				
2- 5	0- 0	0- 0	AWAY	0- 0	0- 3	2- 2				
0- 0	0- 0	0- 0	NEUTRAL	0- 0	0- 0	0- 0				

RPI 1-25				RPI 26-50				RPI 51-100				RPI 101+ Team's RPI: 189			
RPI	S	Opponent	Score	RPI	S	Opponent	Score	RPI	S	Opponent	Score	RPI	S	Opponent	Score
2	A	Baylor	70 88					59	H	San Diego	52 58	105	H	Montana	74 87
9	A	Oregon St.	53 75									107	A	CSUN	50 67
												114	A	Toledo	67 80
												128	A	Sacramento St.	84 92
												128	H	Sacramento St.	89 107
												137	A	Eastern Wash.	65 71
												137	H	Eastern Wash.	71 58
												149	A	North Dakota	62 68
												182	A	Northern Colo.	52 70
												196	H	Montana St.	65 76
												213	A	Wyoming	77 66
												240	H	Southern Utah	76 49
												241	A	Idaho St.	50 71
												249	A	Weber St.	67 60
												274	H	Northern Ariz.	78 43
												303	N	Southeast Mo. St.	78 62
												304	A	Portland St.	69 49
												304	H	Portland St.	77 49
												324	A	Seattle	65 50
												332	A	UC Santa Barbara	47 44
LAST 12 Division I GAMES:															
213	A	Wyoming	77 66	105	H	Montana	74 87								
59	H	San Diego	52 58	196	H	Montana St.	65 76								
240	H	Southern Utah	76 49	137	H	Eastern Wash.	71 58								
274	H	Northern Ariz.	78 43	182	A	Northern Colo.	52 70								
128	A	Sacramento St.	84 92	149	A	North Dakota	62 68								
304	A	Portland St.	69 49	304	H	Portland St.	77 49								

Non-Div I Games: Multnomah 104 19 Lewis-Clark St. 74 48

Idaho

Loss, Non-Conf, S Site, H Home A Away N Neutral

Average RPI Win:	241	WON-LOST	WINNING	LAST 10	STRENGTH OF	OPP. STRENGTH	TEAM	ADJ.	CONF.	ADJ CONF.
Average RPI Loss:	161	RECORD	PCT. RANK	GAMES	SCHEDULE	OF SCHEDULE	RPI	RPI	RPI	RPI
DIV. I ONLY	10- 14	222	5- 5	224	236	241	241	21	21	
DIV. I NON-CONF.	3- 6	234	0- 0	235	195	259	259	21	21	
TOTALS	RPI 1-25	RPI 26-50	W-L RECORDS	RPI 51-100	RPI 101-150	RPI 150+				
10- 14	0- 0	0- 1	OVERALL	0- 2	1- 5	9- 6				
6- 5	0- 0	0- 0	HOME	0- 1	1- 3	5- 1				
3- 8	0- 0	0- 1	AWAY	0- 1	0- 2	3- 4				
1- 1	0- 0	0- 0	NEUTRAL	0- 0	0- 0	1- 1				
3- 6	0- 0	0- 1	NON-CONFERENCE	0- 2	0- 1	3- 2				
1- 2	0- 0	0- 0	HOME	0- 1	0- 1	1- 0				
1- 3	0- 0	0- 1	AWAY	0- 1	0- 0	1- 1				
1- 1	0- 0	0- 0	NEUTRAL	0- 0	0- 0	1- 1				
7- 8	0- 0	0- 0	CONFERENCE	0- 0	1- 4	6- 4				
5- 3	0- 0	0- 0	HOME	0- 0	1- 2	4- 1				
2- 5	0- 0	0- 0	AWAY	0- 0	0- 2	2- 3				
0- 0	0- 0	0- 0	NEUTRAL	0- 0	0- 0	0- 0				

RPI S	Opponent	Score	RPI S	Opponent	Score	RPI S	Opponent	Score	RPI S	Opponent	Score	Team's RPI: 241
42	A Gonzaga	63 88	63	A Washington St.	34 84	105	A Montana	65 77	105	H Montana	51 69	
			70	H Drake	66 80	128	A Sacramento St.	53 84	137	H Eastern Wash.	75 88	
						144	H Boise St.	62 86	149	H North Dakota	75 69	
						182	H Northern Colo.	70 61	189	H Idaho	71 50	
						196	A Montana St.	65 62	196	H Montana St.	87 74	
						222	N San Diego St.	53 68	235	A Utah	40 59	
						240	A Southern Utah	75 76	240	H Southern Utah	61 68	
						249	A Weber St.	57 63	273	N Houston	73 67	
						274	A Northern Ariz.	47 64	274	H Northern Ariz.	69 68	
						304	A Portland St.	65 53	324	A Seattle	63 55	
						326	H Utah Valley	68 67				
LAST 12 Division I GAMES:												
196	H Montana St.	87 74	182	H Northern Colo.	70 61	304	A Portland St.	65 53				
105	H Montana	51 69	128	A Sacramento St.	53 84	274	H Northern Ariz.	69 68				
240	A Southern Utah	75 76	240	H Southern Utah	61 68							
274	A Northern Ariz.	47 64	105	A Montana	65 77							
249	A Weber St.	57 63										
149	H North Dakota	75 69										

Non-Div I Games: Col. of Idaho 81 48 Northwest Nazarene 88 69

Idaho St.

Loss, Non-Conf, S Site, H Home A Away N Neutral

## Ill.-Chicago

Through Games Of Feb. 22, 2015

Average RPI Win:	252	WON-LOST	WINNING	LAST 10	STRENGTH OF	OPP. STRENGTH	TEAM	ADJ.	CONF.	ADJ CONF.
Average RPI Loss:	117	RECORD	PCT. RANK	GAMES	SCHEDULE	OF SCHEDULE	RPI	RPI	RPI	RPI
DIV. I ONLY	12- 11	161	3- 7	213	216	199	199	12	12	
DIV. I NON-CONF.	8- 3	71	0- 0	277	321	140	140	13	13	
TOTALS	RPI 1-25	RPI 26-50	W-L RECORDS	RPI 51-100	RPI 101-150	RPI 150+				
12- 11	0- 0	0- 4	OVERALL	1- 2	0- 2	11- 3				
7- 5	0- 0	0- 1	HOME	0- 2	0- 1	7- 1				
5- 4	0- 0	0- 2	AWAY	1- 0	0- 0	4- 2				
0- 2	0- 0	0- 1	NEUTRAL	0- 0	0- 1	0- 0				
8- 3	0- 0	0- 2	NON-CONFERENCE	0- 0	0- 1	8- 0				
6- 0	0- 0	0- 0	HOME	0- 0	0- 0	6- 0				
2- 1	0- 0	0- 1	AWAY	0- 0	0- 0	2- 0				
0- 2	0- 0	0- 1	NEUTRAL	0- 0	0- 1	0- 0				
4- 8	0- 0	0- 2	CONFERENCE	1- 2	0- 1	3- 3				
1- 5	0- 0	0- 1	HOME	0- 2	0- 1	1- 1				
3- 3	0- 0	0- 1	AWAY	1- 0	0- 0	2- 2				
0- 0	0- 0	0- 0	NEUTRAL	0- 0	0- 0	0- 0				

RPI 1-25				RPI 26-50				RPI 51-100				RPI 101+				Team's RPI: 199	
RPI	S	Opponent	Score	RPI	S	Opponent	Score	RPI	S	Opponent	Score	RPI	S	Opponent	Score		
				27	A	Green Bay	32 71	65	A	Youngstown St.	66 63	108	H	Cleveland St.	73 75		
				27	H	Green Bay	45 64	65	H	Youngstown St.	66 69	142	N	Old Dominion	55 61		
				32	N	Mississippi St.	36 73	92	H	Wright St.	63 74	177	H	SIUE	63 52		
				35	A	Northwestern	40 61					232	H	Western Ill.	67 54		
												237	A	Detroit	65 70		
												237	H	Detroit	68 76		
												238	A	Oakland	75 60		
												253	H	Northern Ill.	61 47		
												255	A	Valparaiso	86 56		
												255	H	Valparaiso	60 42		
												282	A	Milwaukee	63 64		
												286	A	Miami (OH)	72 69		
												296	A	Eastern Ill.	78 66		
												308	H	Loyola Chicago	63 28		
												312	H	Bradley	71 43		
												345	H	Chicago St.	70 44		
LAST 12 Division I GAMES:																	
				27	A	Green Bay	32 71	255	H	Valparaiso	60 42						
				92	H	Wright St.	63 74	282	A	Milwaukee	63 64						
				237	H	Detroit	68 76	238	A	Oakland	75 60						
				65	A	Youngstown St.	66 63	237	A	Detroit	65 70						
				108	H	Cleveland St.	73 75	255	A	Valparaiso	86 56						
				27	H	Green Bay	45 64	65	H	Youngstown St.	66 69						

Non-Div I Games: Robert Morris-S'fiel04 26 Ill.-Springfield 61 44

Ill.-Chicago

Loss, Non-Conf, S Site, H Home A Away N Neutral

Average RPI Win:	150	WON-LOST	WINNING	LAST 10	STRENGTH OF	OPP. STRENGTH	TEAM	ADJ.	CONF.	ADJ CONF.
Average RPI Loss:	59	RECORD	PCT. RANK	GAMES	SCHEDULE	OF SCHEDULE	RPI	RPI	RPI	RPI
DIV. I ONLY	14- 14	173	3- 7	36	41	85	85	4	4	
DIV. I NON-CONF.	9- 3	60	0- 0	88	129	52	52	2	2	
TOTALS	RPI 1-25	RPI 26-50	W-L RECORDS	RPI 51-100	RPI 101-150	RPI 150+				
14- 14	2- 3	2- 6	OVERALL	0- 2	3- 2	7- 1				
9- 4	1- 0	2- 2	HOME	0- 0	1- 2	5- 0				
4- 8	0- 1	0- 4	AWAY	0- 2	2- 0	2- 1				
1- 2	1- 2	0- 0	NEUTRAL	0- 0	0- 0	0- 0				
9- 3	1- 2	0- 1	NON-CONFERENCE	0- 0	2- 0	6- 0				
6- 0	0- 0	0- 0	HOME	0- 0	1- 0	5- 0				
2- 1	0- 0	0- 1	AWAY	0- 0	1- 0	1- 0				
1- 2	1- 2	0- 0	NEUTRAL	0- 0	0- 0	0- 0				
5- 11	1- 1	2- 5	CONFERENCE	0- 2	1- 2	1- 1				
3- 4	1- 0	2- 2	HOME	0- 0	0- 2	0- 0				
2- 7	0- 1	0- 3	AWAY	0- 2	1- 0	1- 1				
0- 0	0- 0	0- 0	NEUTRAL	0- 0	0- 0	0- 0				

RPI 1-25				RPI 26-50				RPI 51-100				RPI 101+			
RPI	S	Opponent	Score	RPI	S	Opponent	Score	RPI	S	Opponent	Score	RPI	S	Opponent	Score
6	A	Maryland	54 74	34	A	Nebraska	57 59	55	A	Michigan	57 70	103	A	Purdue	47 46
8	H	Iowa	73 61	34	H	Nebraska	53 58	94	A	Michigan St.	56 63	103	H	Purdue	55 62
11	N	Kentucky	77 71	35	A	Northwestern	58 64					106	H	Virginia	86 63
20	N	Oklahoma	76 78	35	H	Northwestern	67 68					130	A	Southern Ill.	86 42
24	N	South Fla.	61 67	36	H	Ohio St.	66 55					138	H	Wisconsin	62 73
				37	H	Minnesota	95 69					158	H	Memphis	60 58
				41	A	Rutgers	56 80					160	A	Indiana	58 85
				43	A	Seton Hall	72 82					163	H	Robert Morris	66 48
												201	A	Penn St.	91 76
												250	H	Southern U.	62 42
												255	A	Valparaiso	80 58
												309	H	IPFW	70 63
												329	H	Murray St.	64 44
LAST 12 Division I GAMES:															
103	A	Purdue	47 46	138	H	Wisconsin	62 73								
41	A	Rutgers	56 80	34	A	Nebraska	57 59								
36	H	Ohio St.	66 55	55	A	Michigan	57 70								
160	A	Indiana	58 85	35	H	Northwestern	67 68								
35	A	Northwestern	58 64	6	A	Maryland	54 74								
37	H	Minnesota	95 69	94	A	Michigan St.	56 63								

Non-Div I Games:

Illinois



Average RPI Win:	308	WON-LOST	WINNING	LAST 10	STRENGTH OF	OPP. STRENGTH	TEAM	ADJ.	CONF.	ADJ CONF.
Average RPI Loss:	141	RECORD	PCT. RANK	GAMES	SCHEDULE	OF SCHEDULE	RPI	RPI	RPI	RPI
DIV. I ONLY	1- 25	349	1- 9	91	199	318	318	19	19	
DIV. I NON-CONF.	0- 11	339	0- 0	74	176	301	301	16	16	
TOTALS	RPI 1-25	RPI 26-50	W-L RECORDS	RPI 51-100	RPI 101-150	RPI 150+				
1- 25	0- 1	0- 0	OVERALL	0- 7	0- 6	1- 11				
1- 14	0- 1	0- 0	HOME	0- 3	0- 4	1- 6				
0- 10	0- 0	0- 0	AWAY	0- 4	0- 2	0- 4				
0- 1	0- 0	0- 0	NEUTRAL	0- 0	0- 0	0- 1				
0- 11	0- 1	0- 0	NON-CONFERENCE	0- 3	0- 3	0- 4				
0- 6	0- 1	0- 0	HOME	0- 1	0- 2	0- 2				
0- 4	0- 0	0- 0	AWAY	0- 2	0- 1	0- 1				
0- 1	0- 0	0- 0	NEUTRAL	0- 0	0- 0	0- 1				
1- 14	0- 0	0- 0	CONFERENCE	0- 4	0- 3	1- 7				
1- 8	0- 0	0- 0	HOME	0- 2	0- 2	1- 4				
0- 6	0- 0	0- 0	AWAY	0- 2	0- 1	0- 3				
0- 0	0- 0	0- 0	NEUTRAL	0- 0	0- 0	0- 0				

RPI 1-25				RPI 26-50				RPI 51-100				RPI 101+				Team's RPI: 318
RPI	S	Opponent	Score	RPI	S	Opponent	Score	RPI	S	Opponent	Score	RPI	S	Opponent	Score	
10	H	Arizona St.	44 89					51	H	DePaul	62 99	111	A	UNI	43 71	
								54	A	Wichita St.	38 85	111	H	UNI	52 59	
								54	H	Wichita St.	41 46	122	H	Butler	60 72	
								56	A	Miami (FL)	44 95	130	H	Southern Ill.	56 65	
								70	A	Drake	51 86	134	H	UT Martin	46 79	
								70	H	Drake	47 70	138	A	Wisconsin	60 71	
								74	A	Colorado St.	49 70	153	A	Indiana St.	65 74	
												153	H	Indiana St.	36 60	
												162	N	Buffalo	60 68	
												171	A	Missouri St.	35 58	
												171	H	Missouri St.	78 90	
												185	H	Northern Ky.	48 59	
												244	A	Evansville	52 69	
												244	H	Evansville	50 62	
												253	A	Northern Ill.	51 55	
												294	H	Bowling Green	54 58	
												308	H	Loyola Chicago	72 56	
												312	H	Bradley	55 58	
LAST 12 Division I GAMES:																
171	H	Missouri St.	78 90	308	H	Loyola Chicago	72 56									
54	H	Wichita St.	41 46	312	H	Bradley	55 58									
244	A	Evansville	52 69	171	A	Missouri St.	35 58									
153	A	Indiana St.	65 74	54	A	Wichita St.	38 85									
70	H	Drake	47 70	153	H	Indiana St.	36 60									
111	H	UNI	52 59	244	H	Evansville	50 62									

Non-Div I Games:

Illinois St.

■ Loss, 
 ■ Non-Conf, 
 S Site, 
 ■ Home 
 ■ Away 
 N Neutral

Average RPI Win:	308	WON-LOST	WINNING	LAST 10	STRENGTH OF	OPP. STRENGTH	TEAM	ADJ.	CONF.	ADJ CONF.
Average RPI Loss:	210	RECORD	PCT. RANK	GAMES	SCHEDULE	OF SCHEDULE	RPI	RPI	RPI	RPI
DIV. I ONLY	3- 18	331	0- 10	309	300	341	341	27	27	
DIV. I NON-CONF.	1- 6	316	0- 0	267	135	300	300	27	27	
TOTALS	RPI 1-25	RPI 26-50	W-L RECORDS	RPI 51-100	RPI 101-150	RPI 150+				
3- 18	0- 0	0- 0	OVERALL	0- 2	0- 1	3- 15				
2- 6	0- 0	0- 0	HOME	0- 0	0- 1	2- 5				
1- 11	0- 0	0- 0	AWAY	0- 0	0- 0	1- 0				
0- 1	0- 0	0- 0	NEUTRAL	0- 1	0- 0	0- 0				
1- 6	0- 0	0- 0	NON-CONFERENCE	0- 2	0- 0	1- 4				
0- 1	0- 0	0- 0	HOME	0- 0	0- 0	0- 1				
1- 4	0- 0	0- 0	AWAY	0- 1	0- 0	1- 3				
0- 1	0- 0	0- 0	NEUTRAL	0- 1	0- 0	0- 0				
2- 12	0- 0	0- 0	CONFERENCE	0- 0	0- 1	2- 11				
2- 5	0- 0	0- 0	HOME	0- 0	0- 1	2- 4				
0- 7	0- 0	0- 0	AWAY	0- 0	0- 0	0- 7				
0- 0	0- 0	0- 0	NEUTRAL	0- 0	0- 0	0- 0				

RPI S	Opponent	Score	RPI S	Opponent	Score	RPI S	Opponent	Score	RPI S	Opponent	Score
						77 N	Fordham	42 74	129 H	Stephen F. Austin	47 64
						95 A	Kansas	46 68	160 A	Indiana	49 85
									172 H	Lamar	45 67
									174 A	UTSA	31 57
									212 A	Northwestern St.	51 73
									216 A	Tex.-Pan American	61 65
									219 H	McNeese St.	101 104
									220 A	Nicholls St.	34 67
									220 H	Nicholls St.	58 69
									245 A	Abilene Christian	54 78
									262 A	Central Ark.	49 58
									264 A	A&M-Corpus Christi	54 63
									264 H	A&M-Corpus Christi	49 61
									273 A	Houston	50 48
									276 H	Grand Canyon	67 72
									287 A	Houston Baptist	64 67
									293 A	Sam Houston St.	55 59
									319 H	Southeastern La.	82 70
									333 H	New Orleans	71 59
LAST 12 Division I GAMES:											
264 H	A&M-Corpus Christi	49 61	220 A	Nicholls St.	34 67						
287 A	Houston Baptist	64 67	264 A	A&M-Corpus Christi	54 63						
262 A	Central Ark.	49 58	245 A	Abilene Christian	54 78						
129 H	Stephen F. Austin	47 64	219 H	McNeese St.	101 104						
172 H	Lamar	45 67	319 H	Southeastern La.	82 70						
220 H	Nicholls St.	58 69	212 A	Northwestern St.	51 73						

Non-Div I Games: Texas Wesleyan 66 74 St. Thomas (TX) 64 49 Our Lady Of The Lak92 104 Texas Lutheran 62 41 Incarnate Word

Loss, Non-Conf, S Site, H Home A Away N Neutral

## Indiana

Through Games Of Feb. 22, 2015

Average RPI Win:	201	WON-LOST	WINNING	LAST 10	STRENGTH OF	OPP. STRENGTH	TEAM	ADJ.	CONF.	ADJ CONF.
Average RPI Loss:	65	RECORD	PCT. RANK	GAMES	SCHEDULE	OF SCHEDULE	RPI	RPI	RPI	RPI
DIV. I ONLY	14- 13	171	2- 8	142	53	160	160	4	4	
DIV. I NON-CONF.	10- 1	17	0- 0	315	311	106	106	2	2	
TOTALS	RPI 1-25	RPI 26-50	W-L RECORDS	RPI 51-100	RPI 101-150	RPI 150+				
14- 13	0- 2	0- 6	OVERALL	3- 2	3- 1	8- 2				
11- 6	0- 1	0- 4	HOME	2- 0	3- 0	6- 1				
3- 7	0- 1	0- 2	AWAY	1- 2	0- 1	2- 1				
0- 0	0- 0	0- 0	NEUTRAL	0- 0	0- 0	0- 0				
10- 1	0- 0	0- 0	NON-CONFERENCE	1- 0	1- 0	8- 1				
7- 1	0- 0	0- 0	HOME	0- 0	1- 0	6- 1				
3- 0	0- 0	0- 0	AWAY	1- 0	0- 0	2- 0				
0- 0	0- 0	0- 0	NEUTRAL	0- 0	0- 0	0- 0				
4- 12	0- 2	0- 6	CONFERENCE	2- 2	2- 1	0- 1				
4- 5	0- 1	0- 4	HOME	2- 0	2- 0	0- 0				
0- 7	0- 1	0- 2	AWAY	0- 2	0- 1	0- 1				
0- 0	0- 0	0- 0	NEUTRAL	0- 0	0- 0	0- 0				

RPI 1-25				RPI 26-50				RPI 51-100				RPI 101+ Team's RPI: 160			
RPI	S	Opponent	Score	RPI	S	Opponent	Score	RPI	S	Opponent	Score	RPI	S	Opponent	Score
6	H	Maryland	74 84	34	H	Nebraska	64 67	55	A	Michigan	52 68	103	A	Purdue	64 86
8	A	Iowa	64 81	35	H	Northwestern	69 75	85	H	Illinois	85 58	103	H	Purdue	72 55
				36	A	Ohio St.	70 78	94	A	Michigan St.	57 72	115	H	East Tenn. St.	97 69
				36	H	Ohio St.	49 103	94	H	Michigan St.	70 51	138	H	Wisconsin	69 52
				37	A	Minnesota	61 65	100	A	Boston College	76 67	153	H	Indiana St.	61 65
				41	H	Rutgers	51 66					201	A	Penn St.	75 79
												230	H	Morehead St.	98 57
												234	H	IUPUI	68 55
												238	A	Oakland	88 61
												255	H	Valparaiso	81 49
												282	A	Milwaukee	82 56
												283	H	Gardner-Webb	115 54
												309	H	IPFW	80 37
												341	H	Incarinate Word	85 49
LAST 12 Division I GAMES:															
34	H	Nebraska	64 67	103	H	Purdue	72 55								
55	A	Michigan	52 68	94	A	Michigan St.	57 72								
8	A	Iowa	64 81	6	H	Maryland	74 84								
85	H	Illinois	85 58	201	A	Penn St.	75 79								
36	A	Ohio St.	70 78	37	A	Minnesota	61 65								
35	H	Northwestern	69 75	138	H	Wisconsin	69 52								

Non-Div I Games:

Indiana

■ Loss, 
 ■ Non-Conf, S Site, 
 ■ Home 
 ■ Away 
 N Neutral

Average RPI Win:	226	WON-LOST	WINNING	LAST 10	STRENGTH OF	OPP. STRENGTH	TEAM	ADJ.	CONF.	ADJ CONF.
Average RPI Loss:	119	RECORD	PCT. RANK	GAMES	SCHEDULE	OF SCHEDULE	RPI	RPI	RPI	RPI
DIV. I ONLY	15- 10	102	3- 4	269	135	153	153	19	19	
DIV. I NON-CONF.	9- 1	21	0- 0	144	151	36	36	16	16	
TOTALS	RPI 1-25	RPI 26-50	W-L RECORDS	RPI 51-100	RPI 101-150	RPI 150+				
15- 10	0- 0	0- 1	OVERALL	1- 3	2- 4	12- 2				
6- 4	0- 0	0- 1	HOME	0- 1	1- 2	5- 0				
8- 6	0- 0	0- 0	AWAY	1- 2	1- 2	6- 2				
1- 0	0- 0	0- 0	NEUTRAL	0- 0	0- 0	1- 0				
9- 1	0- 0	0- 1	NON-CONFERENCE	1- 0	2- 0	6- 0				
2- 1	0- 0	0- 1	HOME	0- 0	1- 0	1- 0				
6- 0	0- 0	0- 0	AWAY	1- 0	1- 0	4- 0				
1- 0	0- 0	0- 0	NEUTRAL	0- 0	0- 0	1- 0				
6- 9	0- 0	0- 0	CONFERENCE	0- 3	0- 4	6- 2				
4- 3	0- 0	0- 0	HOME	0- 1	0- 2	4- 0				
2- 6	0- 0	0- 0	AWAY	0- 2	0- 2	2- 2				
0- 0	0- 0	0- 0	NEUTRAL	0- 0	0- 0	0- 0				

RPI 1-25				RPI 26-50				RPI 51-100				RPI 101+ Team's RPI: 153			
RPI	S	Opponent	Score	RPI	S	Opponent	Score	RPI	S	Opponent	Score	RPI	S	Opponent	Score
				39	H	Stetson	52 62	54	A	Wichita St.	52 63	111	A	UNI	29 64
								70	A	Drake	61 76	111	H	UNI	55 57
								70	H	Drake	65 72	115	H	East Tenn. St.	76 69
								87	A	St. John's (NY)	73 67	122	A	Butler	66 51
												130	A	Southern Ill.	53 65
												130	H	Southern Ill.	58 76
												155	A	Saint Louis	68 58
												155	H	Saint Louis	63 60
												160	A	Indiana	65 61
												171	A	Missouri St.	66 74
												234	A	IUPUI	61 60
												239	N	SMU	64 55
												244	H	Evansville	67 52
												308	A	Loyola Chicago	50 61
												308	H	Loyola Chicago	64 37
												312	A	Bradley	65 55
												312	H	Bradley	64 50
												314	A	South Ala.	74 53
												318	A	Illinois St.	60 36
												318	H	Illinois St.	74 65
LAST 12 Division I GAMES:															
				318	A	Illinois St.	60 36	312	A	Bradley	65 55				
				70	A	Drake	61 76	244	H	Evansville	67 52				
				111	A	UNI	29 64	111	H	UNI	55 57				
				130	H	Southern Ill.	58 76	70	H	Drake	65 72				
				318	H	Illinois St.	74 65	130	A	Southern Ill.	53 65				
				308	A	Loyola Chicago	50 61	308	H	Loyola Chicago	64 37				

Non-Div I Games: Indianapolis 62 43

Indiana St.

■ Loss, 
 ■ Non-Conf, 
 ■ S Site, 
 ■ Home 
 ■ A Away 
 N Neutral

Average RPI Win:	246	WON-LOST	WINNING	LAST 10	STRENGTH OF	OPP. STRENGTH	TEAM	ADJ.	CONF.	ADJ CONF.
Average RPI Loss:	137	RECORD	PCT. RANK	GAMES	SCHEDULE	OF SCHEDULE	RPI	RPI	RPI	RPI
DIV. I ONLY	14- 13	171	5- 5	202	246	179	179	24	24	
DIV. I NON-CONF.	3- 6	234	0- 0	90	193	194	194	23	23	
TOTALS	RPI 1-25	RPI 26-50	W-L RECORDS	RPI 51-100	RPI 101-150	RPI 150+				
14- 13	0- 0	0- 4	OVERALL	1- 1	0- 3	13- 5				
7- 5	0- 0	0- 2	HOME	0- 0	0- 1	7- 2				
7- 8	0- 0	0- 2	AWAY	1- 1	0- 2	6- 3				
0- 0	0- 0	0- 0	NEUTRAL	0- 0	0- 0	0- 0				
3- 6	0- 0	0- 2	NON-CONFERENCE	1- 1	0- 1	2- 2				
2- 2	0- 0	0- 1	HOME	0- 0	0- 0	2- 1				
1- 4	0- 0	0- 1	AWAY	1- 1	0- 1	0- 1				
0- 0	0- 0	0- 0	NEUTRAL	0- 0	0- 0	0- 0				
11- 7	0- 0	0- 2	CONFERENCE	0- 0	0- 2	11- 3				
5- 3	0- 0	0- 1	HOME	0- 0	0- 1	5- 1				
6- 4	0- 0	0- 1	AWAY	0- 0	0- 1	6- 2				
0- 0	0- 0	0- 0	NEUTRAL	0- 0	0- 0	0- 0				

RPI 1-25				RPI 26-50				RPI 51-100				RPI 101+ Team's RPI: 179			
RPI	S	Opponent	Score	RPI	S	Opponent	Score	RPI	S	Opponent	Score	RPI	S	Opponent	Score
				31	A	Quinnipiac	74 85	77	A	Fordham	72 51	115	A	East Tenn. St.	64 76
				31	H	Quinnipiac	72 79	95	A	Kansas	49 90	117	A	Marist	54 59
				41	H	Rutgers	58 66					117	H	Marist	58 63
				44	A	Pacific	49 64					169	H	Stony Brook	73 62
												175	A	Siena	79 50
												175	H	Siena	57 50
												183	A	Fairfield	66 77
												198	H	Sacred Heart	80 82
												228	A	Niagara	83 72
												251	A	Monmouth	74 75
												251	H	Monmouth	71 58
												256	A	Canisius	80 62
												256	H	Canisius	85 75
												263	H	UCF	75 67
												269	A	Rider	71 51
												269	H	Rider	81 85
												294	A	Bowling Green	59 80
												323	A	Manhattan	79 62
												323	H	Manhattan	60 41
												336	A	Saint Peter's	67 65
												336	H	Saint Peter's	77 43
LAST 12 Division I GAMES:															
				31	H	Quinnipiac	72 79	117	H	Marist	58 63				
				117	A	Marist	54 59	183	A	Fairfield	66 77				
				175	H	Siena	57 50	256	A	Canisius	80 62				
				336	A	Saint Peter's	67 65	228	A	Niagara	83 72				
				31	A	Quinnipiac	74 85	269	H	Rider	81 85				
				323	H	Manhattan	60 41	175	A	Siena	79 50				

Non-Div I Games:

Iona

Average RPI Win: 93		WON-LOST	WINNING	LAST 10	STRENGTH OF	OPP. STRENGTH	TEAM	ADJ.	CONF.	ADJ CONF.
Average RPI Loss: 35		RECORD	PCT. RANK	GAMES	SCHEDULE	OF SCHEDULE	RPI	RPI	RPI	RPI
DIV. I ONLY		21- 6	31	7- 3	5	5	8	8	4	4
DIV. I NON-CONF.		9- 2	35	0- 0	11	8	8	8	2	2
TOTALS		RPI 1-25	RPI 26-50		W-L RECORDS		RPI 51-100	RPI 101-150	RPI 150+	
21- 6	1- 2	7- 3		OVERALL		4- 1	4- 0	5- 0		
14- 0	1- 0	3- 0		HOME		2- 0	3- 0	5- 0		
6- 5	0- 2	3- 2		AWAY		2- 1	1- 0	0- 0		
1- 1	0- 0	1- 1		NEUTRAL		0- 0	0- 0	0- 0		
9- 2	1- 1	1- 1		NON-CONFERENCE		2- 0	2- 0	3- 0		
7- 0	1- 0	0- 0		HOME		1- 0	2- 0	3- 0		
1- 1	0- 1	0- 0		AWAY		1- 0	0- 0	0- 0		
1- 1	0- 0	1- 1		NEUTRAL		0- 0	0- 0	0- 0		
12- 4	0- 1	6- 2		CONFERENCE		2- 1	2- 0	2- 0		
7- 0	0- 0	3- 0		HOME		1- 0	1- 0	2- 0		
5- 4	0- 1	3- 2		AWAY		1- 1	1- 0	0- 0		
0- 0	0- 0	0- 0		NEUTRAL		0- 0	0- 0	0- 0		

RPI	S	Opponent	Score	RPI	S	Opponent	Score	RPI	S	Opponent	Score	RPI	S	Opponent	Score
6	A	Maryland	88 93	34	A	Nebraska	69 61	52	H	Iowa St.	76 67	103	H	Purdue	73 59
7	A	Louisville	52 86	34	H	Nebraska	78 72	55	H	Michigan	76 70	111	H	UNI	73 45
15	H	Dayton	90 83	35	A	Northwestern	102 99	70	A	Drake	100 98	126	H	Colorado	78 63
				35	H	Northwestern	83 70	85	A	Illinois	61 73	138	A	Wisconsin	87 75
				36	A	Ohio St.	82 100	94	A	Michigan St.	52 50	160	H	Indiana	81 64
				36	H	Ohio St.	73 65					163	H	Robert Morris	85 67
				37	A	Minnesota	80 93					201	H	Penn St.	77 52
				40	N	Arkansas	67 77					203	H	Pepperdine	97 68
				41	A	Rutgers	79 72					215	H	USC Upstate	107 56
				42	N	Gonzaga	79 67								
LAST 12 Division I GAMES:															
36	A	Ohio St.	82 100	6	A	Maryland	88 93	35	A	Northwestern	102 99	34	H	Nebraska	78 72
37	A	Minnesota	80 93	55	H	Michigan	76 70	94	A	Michigan St.	52 50	35	H	Northwestern	83 70
160	H	Indiana	81 64												
34	A	Nebraska	69 61												
138	A	Wisconsin	87 75												
36	H	Ohio St.	73 65												

Non-Div I Games:

Iowa

Average RPI Win: 144		WON-LOST	WINNING	LAST 10	STRENGTH OF	OPP. STRENGTH	TEAM	ADJ.	CONF.	ADJ CONF.
Average RPI Loss: 51		RECORD	PCT. RANK	GAMES	SCHEDULE	OF SCHEDULE	RPI	RPI	RPI	RPI
DIV. I ONLY		16- 10	97	4- 6	38	30	52	52	1	1
DIV. I NON-CONF.		9- 2	35	0- 0	186	192	61	61	1	1
TOTALS		RPI 1-25	RPI 26-50		W-L RECORDS		RPI 51-100	RPI 101-150	RPI 150+	
16- 10	3- 3	0- 3		OVERALL		5- 3	1- 1	7- 0		
13- 2	2- 0	0- 1		HOME		4- 1	1- 0	6- 0		
2- 8	1- 3	0- 2		AWAY		1- 2	0- 1	0- 0		
1- 0	0- 0	0- 0		NEUTRAL		0- 0	0- 0	1- 0		
9- 2	0- 1	0- 1		NON-CONFERENCE		1- 0	1- 0	7- 0		
8- 0	0- 0	0- 0		HOME		1- 0	1- 0	6- 0		
0- 2	0- 1	0- 1		AWAY		0- 0	0- 0	0- 0		
1- 0	0- 0	0- 0		NEUTRAL		0- 0	0- 0	1- 0		
7- 8	3- 2	0- 2		CONFERENCE		4- 3	0- 1	0- 0		
5- 2	2- 0	0- 1		HOME		3- 1	0- 0	0- 0		
2- 6	1- 2	0- 1		AWAY		1- 2	0- 1	0- 0		
0- 0	0- 0	0- 0		NEUTRAL		0- 0	0- 0	0- 0		

RPI	S	Opponent	Score	RPI	S	Opponent	Score	RPI	S	Opponent	Score	RPI	S	Opponent	Score
2	A	Baylor	47 79	46	A	St. Mary's (CA)	63 67	64	A	West Virginia	52 54	113	A	Texas Tech	58 71
8	A	Iowa	67 76	48	A	Oklahoma St.	48 60	64	H	West Virginia	61 43	140	H	UC Riverside	71 54
20	A	Oklahoma	66 75	48	H	Oklahoma St.	62 63	69	A	TCU	84 86	169	H	Stony Brook	74 64
20	H	Oklahoma	84 76					69	H	TCU	80 62	183	H	Fairfield	76 63
21	A	Texas	58 57					70	H	Drake	84 67	213	N	Wyoming	84 63
21	H	Texas	59 57					76	A	Kansas St.	79 59	215	H	USC Upstate	98 76
								76	H	Kansas St.	60 55	277	H	Cincinnati	85 54
								95	H	Kansas	56 61	340	H	Ark.-Pine Bluff	82 56
												344	H	Howard	90 44
LAST 12 Division I GAMES:															
64	A	West Virginia	52 54	48	H	Oklahoma St.	62 63								
20	H	Oklahoma	84 76	95	H	Kansas	56 61								
48	A	Oklahoma St.	48 60	21	A	Texas	58 57								
113	A	Texas Tech	58 71	69	H	TCU	80 62								
64	H	West Virginia	61 43	76	A	Kansas St.	79 59								
20	A	Oklahoma	66 75	2	A	Baylor	47 79								

Non-Div I Games:

Iowa St.

■ Loss, 
 ■ Non-Conf, 
 ■ S Site, 
 ■ H Home 
 ■ A Away 
 N Neutral

Average RPI Win:	298	WON-LOST	WINNING	LAST 10	STRENGTH OF	OPP. STRENGTH	TEAM	ADJ.	CONF.	ADJ CONF.
Average RPI Loss:	210	RECORD	PCT. RANK	GAMES	SCHEDULE	OF SCHEDULE	RPI	RPI	RPI	RPI
DIV. I ONLY	9- 16	255	4- 6	320	348	285	285	33	33	
DIV. I NON-CONF.	3- 8	263	0- 0	216	293	256	256	31	31	
TOTALS	RPI 1-25	RPI 26-50	W-L RECORDS	RPI 51-100	RPI 101-150	RPI 150+				
9- 16	0- 0	0- 1	OVERALL	0- 2	0- 1	9- 12				
3- 4	0- 0	0- 0	HOME	0- 0	0- 0	3- 4				
5- 10	0- 0	0- 0	AWAY	0- 0	0- 0	5- 1				
1- 2	0- 0	0- 1	NEUTRAL	0- 0	0- 0	1- 1				
3- 8	0- 0	0- 1	NON-CONFERENCE	0- 2	0- 1	3- 4				
1- 0	0- 0	0- 0	HOME	0- 0	0- 0	1- 0				
1- 6	0- 0	0- 0	AWAY	0- 2	0- 1	1- 3				
1- 2	0- 0	0- 1	NEUTRAL	0- 0	0- 0	1- 1				
6- 8	0- 0	0- 0	CONFERENCE	0- 0	0- 0	6- 8				
2- 4	0- 0	0- 0	HOME	0- 0	0- 0	2- 4				
4- 4	0- 0	0- 0	AWAY	0- 0	0- 0	4- 4				
0- 0	0- 0	0- 0	NEUTRAL	0- 0	0- 0	0- 0				

RPI 1-25				RPI 26-50				RPI 51-100				RPI 101+				Team's RPI: 285	
RPI	S	Opponent	Score	RPI	S	Opponent	Score	RPI	S	Opponent	Score	RPI	S	Opponent	Score		
				45	N	Duquesne	72 90	53	A	Arkansas St.	60 92	150	A	La.-Lafayette	56 65		
								67	A	LSU	44 52	187	A	Mercer	48 80		
												194	A	Texas Southern	53 70		
												194	H	Texas Southern	46 54		
												211	A	Jacksonville St.	57 64		
												212	H	Northwestern St.	62 61		
												231	A	Prairie View	65 82		
												231	H	Prairie View	65 60		
												250	A	Southern U.	60 82		
												250	H	Southern U.	61 77		
												257	A	Lipscomb	45 72		
												262	N	Central Ark.	45 56		
												290	A	Alabama St.	90 85		
												306	A	Grambling	64 55		
												306	H	Grambling	70 56		
												325	A	Alcorn	65 41		
												325	H	Alcorn	69 76		
												329	N	Murray St.	90 81		
												340	H	Ark.-Pine Bluff	49 57		
												342	A	Alabama A&M	75 71		
												345	A	Chicago St.	70 60		
												349	A	Mississippi Val.	71 74		
LAST 12 Division I GAMES:																	
				306	H	Grambling	70 56	349	A	Mississippi Val.	71 74						
				194	H	Texas Southern	46 54	306	A	Grambling	64 55						
				231	H	Prairie View	65 60	194	A	Texas Southern	53 70						
				250	A	Southern U.	60 82	231	A	Prairie View	65 82						
				325	A	Alcorn	65 41	250	H	Southern U.	61 77						
				340	H	Ark.-Pine Bluff	49 57	325	H	Alcorn	69 76						

Non-Div I Games:

Jackson St.

■ Loss, 
 ■ Non-Conf, 
 ■ S Site, 
 ■ Home 
 ■ A Away 
 N Neutral



Jacksonville

Through Games Of Feb. 22, 2015

Average RPI Win: <b>222</b>	WON-LOST	WINNING	LAST 10	STRENGTH OF	OPP. STRENGTH	TEAM	ADJ.	CONF.	ADJ CONF.
Average RPI Loss: <b>162</b>	RECORD	PCT. RANK	GAMES	SCHEDULE	OF SCHEDULE	RPI	RPI	RPI	RPI
DIV. I ONLY	9- 14	240	5- 5	217	150	224	224	11	11
DIV. I NON-CONF.	3- 8	263	0- 0	291	147	278	278	12	12
TOTALS	RPI 1-25	RPI 26-50	W-L RECORDS	RPI 51-100	RPI 101-150	RPI 150+			
9- 14	0- 3	0- 1	OVERALL	0- 1	2- 1	7- 8			
4- 5	0- 2	0- 0	HOME	0- 0	1- 0	3- 3			
5- 9	0- 1	0- 1	AWAY	0- 1	1- 1	4- 5			
0- 0	0- 0	0- 0	NEUTRAL	0- 0	0- 0	0- 0			
3- 8	0- 2	0- 0	NON-CONFERENCE	0- 1	0- 1	3- 4			
2- 1	0- 1	0- 0	HOME	0- 0	0- 0	2- 0			
1- 7	0- 1	0- 0	AWAY	0- 1	0- 1	1- 4			
0- 0	0- 0	0- 0	NEUTRAL	0- 0	0- 0	0- 0			
6- 6	0- 1	0- 1	CONFERENCE	0- 0	2- 0	4- 4			
2- 4	0- 1	0- 0	HOME	0- 0	1- 0	1- 3			
4- 2	0- 0	0- 1	AWAY	0- 0	1- 0	3- 1			
0- 0	0- 0	0- 0	NEUTRAL	0- 0	0- 0	0- 0			

RPI 1-25				RPI 26-50				RPI 51-100				RPI 101+ Team's RPI: 224			
RPI	S	Opponent	Score	RPI	S	Opponent	Score	RPI	S	Opponent	Score	RPI	S	Opponent	Score
13	A	Florida St.	46 <b>73</b>	39	A	Stetson	47 <b>73</b>	56	A	Miami (FL)	36 <b>65</b>	139	A	Kennesaw St.	78 64
16	H	FGCU	37 <b>60</b>									139	H	Kennesaw St.	73 70
25	H	Syracuse	61 <b>77</b>									148	A	Florida	73 <b>84</b>
												180	A	Savannah St.	45 41
												185	A	Northern Ky.	76 62
												185	H	Northern Ky.	59 <b>70</b>
												200	A	Tennessee St.	61 <b>64</b>
												215	A	USC Upstate	64 <b>66</b>
												215	H	USC Upstate	58 <b>60</b>
												252	A	North Florida	68 56
												252	H	North Florida	54 52
												257	A	Lipscomb	75 63
												257	H	Lipscomb	63 <b>75</b>
												260	H	Bethune-Cookman	64 51
												263	A	UCF	59 <b>71</b>
												305	A	Ga. Southern	65 <b>78</b>
												329	A	Murray St.	62 <b>80</b>
												337	H	FIU	76 64
LAST 12 Division I GAMES:															
257	A	Lipscomb	75 63	215	A	USC Upstate	64 <b>66</b>								
185	A	Northern Ky.	76 62	185	H	Northern Ky.	59 <b>70</b>								
215	H	USC Upstate	58 <b>60</b>	257	H	Lipscomb	63 <b>75</b>								
139	H	Kennesaw St.	73 70	16	H	FGCU	37 <b>60</b>								
252	A	North Florida	68 56	39	A	Stetson	47 <b>73</b>								
139	A	Kennesaw St.	78 64	252	H	North Florida	54 52								

Non-Div I Games: Trinity Baptist 98 24 Thomas (GA) 65 38

Jacksonville

Loss, Non-Conf, S Site, H Home A Away N Neutral

Average RPI Win:	263	WON-LOST	WINNING	LAST 10	STRENGTH OF	OPP. STRENGTH	TEAM	ADJ.	CONF.	ADJ CONF.
Average RPI Loss:	195	RECORD	PCT. RANK	GAMES	SCHEDULE	OF SCHEDULE	RPI	RPI	RPI	RPI
DIV. I ONLY	17- 9	83	5- 4	335	314	211	211	26	26	
DIV. I NON-CONF.	9- 3	60	0- 0	320	323	132	132	26	26	
TOTALS	RPI 1-25	RPI 26-50	W-L RECORDS	RPI 51-100	RPI 101-150	RPI 150+				
17- 9	0- 0	0- 0	OVERALL	0- 0	1- 3	16- 6				
10- 3	0- 0	0- 0	HOME	0- 0	0- 0	10- 3				
5- 6	0- 0	0- 0	AWAY	0- 0	0- 3	5- 3				
2- 0	0- 0	0- 0	NEUTRAL	0- 0	1- 0	1- 0				
9- 3	0- 0	0- 0	NON-CONFERENCE	0- 0	1- 2	8- 1				
5- 0	0- 0	0- 0	HOME	0- 0	0- 0	5- 0				
2- 3	0- 0	0- 0	AWAY	0- 0	0- 2	2- 1				
2- 0	0- 0	0- 0	NEUTRAL	0- 0	1- 0	1- 0				
8- 6	0- 0	0- 0	CONFERENCE	0- 0	0- 1	8- 5				
5- 3	0- 0	0- 0	HOME	0- 0	0- 0	5- 3				
3- 3	0- 0	0- 0	AWAY	0- 0	0- 1	3- 2				
0- 0	0- 0	0- 0	NEUTRAL	0- 0	0- 0	0- 0				

RPI 1-25			RPI 26-50			RPI 51-100			RPI 101+ Team's RPI: 211		
RPI	S	Opponent	Score	RPI	S	Opponent	Score	RPI	S	Opponent	Score
								113	A	Texas Tech	59 67
								115	N	East Tenn. St.	57 56
								134	A	UT Martin	47 67
								139	A	Kennesaw St.	65 67
								154	A	Alabama	64 62
								166	A	Belmont	66 70
								166	H	Belmont	52 55
								177	A	SIUE	72 69
								187	H	Mercer	67 66
								200	A	Tennessee St.	63 50
								200	H	Tennessee St.	66 74
								230	H	Morehead St.	72 64
								262	A	Central Ark.	63 54
								265	H	Austin Peay	54 57
								268	H	Eastern Ky.	73 53
								279	A	South Carolina St.	52 55
								285	H	Jackson St.	64 57
								296	A	Eastern Ill.	63 66
								300	H	Wofford	70 55
								303	H	Southeast Mo. St.	70 34
								305	H	Ga. Southern	78 52
								329	H	Murray St.	78 73
								333	H	New Orleans	65 51
								335	A	Tennessee Tech	70 54
								335	H	Tennessee Tech	67 58
								348	N	Charleston So.	70 43
LAST 12 Division I GAMES:											
200	H	Tennessee St.	66 74	230	H	Morehead St.	72 64				
335	H	Tennessee Tech	67 58	166	A	Belmont	66 70				
166	H	Belmont	52 55	134	A	UT Martin	47 67				
335	A	Tennessee Tech	70 54	303	H	Southeast Mo. St.	70 34				
200	A	Tennessee St.	63 50	329	H	Murray St.	78 73				
268	H	Eastern Ky.	73 53	265	H	Austin Peay	54 57				

Non-Div I Games:

Jacksonville St.

■ Loss, 
 ■ Non-Conf, S Site, 
 ■ Home 
 ■ Away 
 N Neutral

Average RPI Win:	159	WON-LOST	WINNING	LAST 10	STRENGTH OF	OPP. STRENGTH	TEAM	ADJ.	CONF.	ADJ CONF.
Average RPI Loss:	49	RECORD	PCT. RANK	GAMES	SCHEDULE	OF SCHEDULE	RPI	RPI	RPI	RPI
DIV. I ONLY	23- 3	12	9- 1	92	77	23	23	13	13	
DIV. I NON-CONF.	9- 2	35	0- 0	66	9	16	16	11	11	
TOTALS	RPI 1-25	RPI 26-50	W-L RECORDS	RPI 51-100	RPI 101-150	RPI 150+				
23- 3	0- 1	1- 1	OVERALL	8- 1	3- 0	11- 0				
11- 1	0- 0	1- 0	HOME	4- 1	2- 0	4- 0				
11- 1	0- 0	0- 0	AWAY	4- 0	1- 0	6- 0				
1- 1	0- 1	0- 0	NEUTRAL	0- 0	0- 0	1- 0				
9- 2	0- 1	1- 1	NON-CONFERENCE	5- 0	1- 0	2- 0				
5- 0	0- 0	1- 0	HOME	3- 0	1- 0	0- 0				
3- 1	0- 0	0- 1	AWAY	2- 0	0- 0	1- 0				
1- 1	0- 1	0- 0	NEUTRAL	0- 0	0- 0	1- 0				
14- 1	0- 0	0- 0	CONFERENCE	3- 1	2- 0	9- 0				
6- 1	0- 0	0- 0	HOME	1- 1	1- 0	4- 0				
8- 0	0- 0	0- 0	AWAY	2- 0	1- 0	5- 0				
0- 0	0- 0	0- 0	NEUTRAL	0- 0	0- 0	0- 0				

RPI 1-25				RPI 26-50				RPI 51-100				RPI 101+			
RPI	S	Opponent	Score	RPI	S	Opponent	Score	RPI	S	Opponent	Score	RPI	S	Opponent	Score
6	N	Maryland	64 80	33	H	Pittsburgh	80 64	58	A	Ohio	69 62	120	A	Elon	68 51
				49	A	Vanderbilt	62 66	71	A	Drexel	73 54	120	H	Elon	89 60
								71	H	Drexel	66 51	135	H	St. Bonaventure	76 43
								73	A	American	69 65	170	A	William & Mary	65 43
								91	A	Hofstra	77 68	170	H	William & Mary	92 50
								91	H	Hofstra	62 63	184	H	Delaware	94 64
								93	H	UCLA	91 87	242	A	Towson	79 64
								96	H	Richmond	79 68	242	H	Towson	67 66
								98	H	Hampton	85 53	243	A	UNCW	85 49
												243	H	UNCW	74 57
												248	A	Davidson	73 57
												270	A	Col. of Charleston	73 53
												273	N	Houston	84 60
												306	A	Northeastern	77 55
LAST 12 Division I GAMES:															
				91	H	Hofstra	62 63	120	H	Elon	89 60				
				243	A	UNCW	85 49	270	A	Col. of Charleston	73 53				
				184	H	Delaware	94 64	170	H	William & Mary	92 50				
				242	A	Towson	79 64	71	H	Drexel	66 51				
				71	A	Drexel	73 54	120	A	Elon	68 51				
				91	A	Hofstra	77 68	170	A	William & Mary	65 43				

Non-Div I Games:

James Madison

■ Loss, 
 ■ Non-Conf, 
 ■ S Site, 
 ■ H Home 
 ■ A Away 
 N Neutral

Kansas

Through Games Of Feb. 22, 2015

Average RPI Win:	142	WON-LOST	WINNING	LAST 10	STRENGTH OF	OPP. STRENGTH	TEAM	ADJ.	CONF.	ADJ CONF.
Average RPI Loss:	52	RECORD	PCT. RANK	GAMES	SCHEDULE	OF SCHEDULE	RPI	RPI	RPI	RPI
DIV. I ONLY	13- 15	196	4- 6	22	19	95	95	1	1	
DIV. I NON-CONF.	9- 4	84	0- 0	110	69	82	82	1	1	
TOTALS	RPI 1-25	RPI 26-50	W-L RECORDS	RPI 51-100	RPI 101-150	RPI 150+				
13- 15	0- 6	1- 2	OVERALL	4- 5	2- 1	6- 1				
11- 6	0- 3	1- 1	HOME	3- 1	1- 0	6- 1				
2- 8	0- 2	0- 1	AWAY	1- 4	1- 1	0- 0				
0- 1	0- 1	0- 0	NEUTRAL	0- 0	0- 0	0- 0				
9- 4	0- 1	1- 0	NON-CONFERENCE	2- 1	0- 1	6- 1				
9- 1	0- 0	1- 0	HOME	2- 0	0- 0	6- 1				
0- 2	0- 0	0- 0	AWAY	0- 1	0- 1	0- 0				
0- 1	0- 1	0- 0	NEUTRAL	0- 0	0- 0	0- 0				
4- 11	0- 5	0- 2	CONFERENCE	2- 4	2- 0	0- 0				
2- 5	0- 3	0- 1	HOME	1- 1	1- 0	0- 0				
2- 6	0- 2	0- 1	AWAY	1- 3	1- 0	0- 0				
0- 0	0- 0	0- 0	NEUTRAL	0- 0	0- 0	0- 0				

RPI 1-25				RPI 26-50				RPI 51-100 Team's RPI: 95				RPI 101+			
RPI	S	Opponent	Score	RPI	S	Opponent	Score	RPI	S	Opponent	Score	RPI	S	Opponent	Score
2	A	Baylor	58 66	28	H	California	62 39	52	A	Iowa St.	61 56	103	A	Purdue	48 61
2	H	Baylor	63 71	48	A	Oklahoma St.	76 80	53	H	Arkansas St.	62 48	113	A	Texas Tech	68 66
3	N	Notre Dame	47 89	48	H	Oklahoma St.	57 65	64	A	West Virginia	56 59	113	H	Texas Tech	71 67
20	H	Oklahoma	57 69					64	H	West Virginia	65 59	151	H	Temple	76 56
21	A	Texas	46 60					69	A	TCU	67 73	154	H	Alabama	80 85
21	H	Texas	63 74					69	H	TCU	63 80	179	H	Iona	90 49
								76	A	Kansas St.	52 58	193	H	Samford	66 44
								78	A	Creighton	81 84	194	H	Texas Southern	69 44
								79	H	South Dakota	68 60	284	H	Georgetown	55 42
												341	H	Incarnate Word	68 46
LAST 12 Division I GAMES:															
48	A	Oklahoma St.	76 80	2	A	Baylor	58 66								
69	A	TCU	67 73	52	A	Iowa St.	61 56								
21	H	Texas	63 74	64	H	West Virginia	65 59								
64	A	West Virginia	56 59	113	A	Texas Tech	68 66								
48	H	Oklahoma St.	57 65	2	H	Baylor	63 71								
113	H	Texas Tech	71 67	69	H	TCU	63 80								

Non-Div I Games:

Kansas

Loss, Non-Conf, S Site, H Home A Away N Neutral

Average RPI Win:	163	WON-LOST	WINNING	LAST 10	STRENGTH OF	OPP. STRENGTH	TEAM	ADJ.	CONF.	ADJ CONF.
Average RPI Loss:	41	RECORD	PCT. RANK	GAMES	SCHEDULE	OF SCHEDULE	RPI	RPI	RPI	RPI
DIV. I ONLY	14- 11	139	2- 4	24	58	76	76	1	1	
DIV. I NON-CONF.	9- 1	21	0- 0	153	326	42	42	1	1	
TOTALS	RPI 1-25	RPI 26-50	W-L RECORDS	RPI 51-100	RPI 101-150	RPI 150+				
14- 11	1- 5	1- 1	OVERALL	3- 4	1- 1	8- 0				
12- 4	1- 2	1- 0	HOME	3- 1	0- 1	7- 0				
1- 7	0- 3	0- 1	AWAY	0- 3	1- 0	0- 0				
1- 0	0- 0	0- 0	NEUTRAL	0- 0	0- 0	1- 0				
9- 1	0- 0	0- 0	NON-CONFERENCE	1- 1	0- 0	8- 0				
8- 0	0- 0	0- 0	HOME	1- 0	0- 0	7- 0				
0- 1	0- 0	0- 0	AWAY	0- 1	0- 0	0- 0				
1- 0	0- 0	0- 0	NEUTRAL	0- 0	0- 0	1- 0				
5- 10	1- 5	1- 1	CONFERENCE	2- 3	1- 1	0- 0				
4- 4	1- 2	1- 0	HOME	2- 1	0- 1	0- 0				
1- 6	0- 3	0- 1	AWAY	0- 2	1- 0	0- 0				
0- 0	0- 0	0- 0	NEUTRAL	0- 0	0- 0	0- 0				

RPI 1-25				RPI 26-50				RPI 51-100				RPI 101+			
RPI	S	Opponent	Score	RPI	S	Opponent	Score	RPI	S	Opponent	Score	RPI	S	Opponent	Score
2	A	Baylor	46 68	48	A	Oklahoma St.	47 69	52	A	Iowa St.	55 60	113	A	Texas Tech	41 38
2	H	Baylor	44 74	48	H	Oklahoma St.	52 51	52	H	Iowa St.	59 79	113	H	Texas Tech	68 74
20	A	Oklahoma	58 66					54	A	Wichita St.	48 51	165	H	Texas-Arlington	45 41
20	H	Oklahoma	64 73					64	A	West Virginia	51 63	168	H	Oral Roberts	53 47
21	A	Texas	58 76					69	H	TCU	93 79	177	H	SIUE	81 55
21	H	Texas	66 57					95	H	Kansas	58 52	193	H	Samford	60 41
								98	H	Hampton	66 46	245	H	Abilene Christian	68 53
												246	N	UTEP	72 43
												306	H	Grambling	61 38
												339	H	UMKC	65 36
LAST 12 Division I GAMES:															
20	H	Oklahoma	64 73	113	A	Texas Tech	41 38								
21	A	Texas	58 76	48	H	Oklahoma St.	52 51								
113	H	Texas Tech	68 74	2	A	Baylor	46 68								
69	H	TCU	93 79	64	A	West Virginia	51 63								
20	A	Oklahoma	58 66	52	H	Iowa St.	59 79								
21	H	Texas	66 57	48	A	Oklahoma St.	47 69								

Non-Div I Games: William Jewell 66 53

Kansas St.

■ Loss, 
 ■ Non-Conf, 
 ■ S Site, 
 ■ H Home 
 ■ A Away 
 N Neutral

Average RPI Win:	247	WON-LOST	WINNING	LAST 10	STRENGTH OF	OPP. STRENGTH	TEAM	ADJ.	CONF.	ADJ CONF.
Average RPI Loss:	134	RECORD	PCT. RANK	GAMES	SCHEDULE	OF SCHEDULE	RPI	RPI	RPI	RPI
DIV. I ONLY	16- 11	109	3- 7	186	254	139	139	11	11	
DIV. I NON-CONF.	11- 4	69	0- 0	280	337	124	124	12	12	
TOTALS	RPI 1-25	RPI 26-50	W-L RECORDS	RPI 51-100	RPI 101-150	RPI 150+				
16- 11	0- 2	0- 3	OVERALL	0- 1	0- 0	16- 5				
9- 4	0- 1	0- 1	HOME	0- 0	0- 0	9- 2				
7- 7	0- 1	0- 2	AWAY	0- 1	0- 0	7- 3				
0- 0	0- 0	0- 0	NEUTRAL	0- 0	0- 0	0- 0				
11- 4	0- 0	0- 1	NON-CONFERENCE	0- 1	0- 0	11- 2				
6- 1	0- 0	0- 0	HOME	0- 0	0- 0	6- 1				
5- 3	0- 0	0- 1	AWAY	0- 1	0- 0	5- 1				
0- 0	0- 0	0- 0	NEUTRAL	0- 0	0- 0	0- 0				
5- 7	0- 2	0- 2	CONFERENCE	0- 0	0- 0	5- 3				
3- 3	0- 1	0- 1	HOME	0- 0	0- 0	3- 1				
2- 4	0- 1	0- 1	AWAY	0- 0	0- 0	2- 2				
0- 0	0- 0	0- 0	NEUTRAL	0- 0	0- 0	0- 0				

RPI S	Opponent	Score	RPI S	Opponent	Score	RPI S	Opponent	Score	RPI S	Opponent	Score	Team's RPI: 139
16	A FGCU	47 61	39	A Stetson	64 75	90	A Georgia Tech	48 77	185	H Northern Ky.	66 58	
16	H FGCU	60 71	39	H Stetson	58 70				187	A Mercer	76 56	
			43	A Seton Hall	74 77				187	H Mercer	44 54	
									192	H Xavier	61 60	
									200	A Tennessee St.	65 56	
									211	H Jacksonville St.	67 65	
									215	A USC Upstate	72 63	
									215	H USC Upstate	67 55	
									224	A Jacksonville	70 73	
									224	H Jacksonville	64 78	
									233	A Georgia St.	73 64	
									252	A North Florida	64 52	
									252	H North Florida	46 40	
									257	A Lipscomb	61 79	
									270	H Col. of Charleston	68 61	
									283	H Gardner-Webb	50 47	
									291	A Columbia	66 62	
									305	A Ga. Southern	72 51	
									329	H Murray St.	65 60	
									334	H Florida A&M	79 58	
									342	A Alabama A&M	66 73	
LAST 12 Division I GAMES:												
39	H Stetson	58 70	252	H North Florida	46 40							
16	H FGCU	60 71	16	A FGCU	47 61							
252	A North Florida	64 52	39	A Stetson	64 75							
224	A Jacksonville	70 73	257	A Lipscomb	61 79							
215	H USC Upstate	67 55	185	H Northern Ky.	66 58							
224	H Jacksonville	64 78	215	A USC Upstate	72 63							

Non-Div I Games:

Kennesaw St.

■ Loss, 
 ■ Non-Conf, 
 ■ S Site, 
 ■ Home 
 ■ A Away 
 N Neutral

Average RPI Win:	258	WON-LOST	WINNING	LAST 10	STRENGTH OF	OPP. STRENGTH	TEAM	ADJ.	CONF.	ADJ CONF.
Average RPI Loss:	145	RECORD	PCT. RANK	GAMES	SCHEDULE	OF SCHEDULE	RPI	RPI	RPI	RPI
DIV. I ONLY	5- 20	312	2- 8	173	206	288	288	16	16	
DIV. I NON-CONF.	2- 9	297	0- 0	188	185	285	285	17	17	
TOTALS	RPI 1-25	RPI 26-50	W-L RECORDS	RPI 51-100	RPI 101-150	RPI 150+				
5- 20	0- 0	0- 2	OVERALL	0- 5	0- 5	5- 8				
3- 6	0- 0	0- 0	HOME	0- 3	0- 1	3- 2				
2- 12	0- 0	0- 2	AWAY	0- 2	0- 4	2- 4				
0- 2	0- 0	0- 0	NEUTRAL	0- 0	0- 0	0- 2				
2- 9	0- 0	0- 2	NON-CONFERENCE	0- 2	0- 1	2- 4				
1- 2	0- 0	0- 0	HOME	0- 2	0- 0	1- 0				
1- 5	0- 0	0- 2	AWAY	0- 0	0- 1	1- 2				
0- 2	0- 0	0- 0	NEUTRAL	0- 0	0- 0	0- 2				
3- 11	0- 0	0- 0	CONFERENCE	0- 3	0- 4	3- 4				
2- 4	0- 0	0- 0	HOME	0- 1	0- 1	2- 2				
1- 7	0- 0	0- 0	AWAY	0- 2	0- 3	1- 2				
0- 0	0- 0	0- 0	NEUTRAL	0- 0	0- 0	0- 0				

RPI S	Opponent	Score	RPI S	Opponent	Score	RPI S	Opponent	Score	RPI S	Opponent	Score	Team's RPI: 288
35	A Northwestern	54 72	53	H Arkansas St.	44 59	108	A Cleveland St.	67 69				
45	A Duquesne	60 86	58	A Ohio	44 58	114	A Toledo	49 67				
			65	H Youngstown St.	49 68	119	A Ball St.	47 85				
			75	A Akron	67 74	133	A Central Mich.	63 65				
			89	H Western Mich.	55 78	133	H Central Mich.	62 83				
						159	N Dartmouth	49 60				
						161	H Eastern Mich.	53 70				
						162	A Buffalo	57 59				
						166	H Belmont	58 55				
						253	A Northern Ill.	49 66				
						253	H Northern Ill.	54 52				
						259	A North Dakota St.	68 74				
						264	N A&M-Corpus Christi	47 57				
						281	A Colgate	62 61				
						286	H Miami (OH)	53 69				
						294	A Bowling Green	62 58				
						294	H Bowling Green	55 48				
						333	A New Orleans	55 58				
LAST 12 Division I GAMES:												
294	A Bowling Green	62 58	75	A Akron	67 74							
162	A Buffalo	57 59	133	A Central Mich.	63 65							
253	H Northern Ill.	54 52	89	H Western Mich.	55 78							
286	H Miami (OH)	53 69	253	A Northern Ill.	49 66							
58	A Ohio	44 58	119	A Ball St.	47 85							
161	H Eastern Mich.	53 70	294	H Bowling Green	55 48							

Non-Div I Games:

Kent St.

■ Loss, 
■ Non-Conf, 
■ S Site, 
■ H Home 
■ A Away 
N Neutral

Average RPI Win: <b>105</b>	WON-LOST	WINNING	LAST 10	STRENGTH OF	OPP. STRENGTH	TEAM	ADJ.	CONF.	ADJ CONF.
Average RPI Loss: <b>27</b>	RECORD	PCT. RANK	GAMES	SCHEDULE	OF SCHEDULE	RPI	RPI	RPI	RPI
DIV. I ONLY	19- 7	45	5- 5	1	6	11	11	2	2
DIV. I NON-CONF.	11- 2	29	0- 0	8	6	4	4	5	5
TOTALS	RPI 1-25	RPI 26-50	W-L RECORDS	RPI 51-100	RPI 101-150	RPI 150+			
19- 7	4- 5	3- 0	OVERALL	1- 2	4- 0	7- 0			
12- 2	1- 2	2- 0	HOME	1- 0	2- 0	6- 0			
5- 4	1- 3	1- 0	AWAY	0- 1	2- 0	1- 0			
2- 1	2- 0	0- 0	NEUTRAL	0- 1	0- 0	0- 0			
11- 2	4- 1	1- 0	NON-CONFERENCE	0- 1	1- 0	5- 0			
7- 0	1- 0	1- 0	HOME	0- 0	0- 0	5- 0			
2- 1	1- 1	0- 0	AWAY	0- 0	1- 0	0- 0			
2- 1	2- 0	0- 0	NEUTRAL	0- 1	0- 0	0- 0			
8- 5	0- 4	2- 0	CONFERENCE	1- 1	3- 0	2- 0			
5- 2	0- 2	1- 0	HOME	1- 0	2- 0	1- 0			
3- 3	0- 2	1- 0	AWAY	0- 1	1- 0	1- 0			
0- 0	0- 0	0- 0	NEUTRAL	0- 0	0- 0	0- 0			

RPI	S	Opponent	Score	RPI	S	Opponent	Score	RPI	S	Opponent	Score	RPI	S	Opponent	Score
1	A	Tennessee	58 <b>72</b>	32	H	Mississippi St.	92 90	67	A	LSU	79 <b>84</b>	102	H	Ole Miss	64 58
1	H	Tennessee	72 <b>73</b>	49	A	Vanderbilt	82 68	72	H	Georgia	80 72	109	A	Missouri	83 69
2	H	Baylor	74 64	50	H	Middle Tenn.	78 62	85	N	Illinois	71 <b>77</b>	133	A	Central Mich.	71 68
4	A	South Carolina	60 <b>68</b>									148	H	Florida	62 56
7	A	Louisville	77 68									154	A	Alabama	78 66
14	A	Duke	68 <b>89</b>									157	H	Appalachian St.	111 74
19	H	Texas A&M	69 <b>81</b>									164	H	Auburn	78 57
20	N	Oklahoma	92 88									166	H	Belmont	71 55
24	N	South Fla.	61 57									185	H	Northern Ky.	82 64
												200	H	Tennessee St.	87 75
												230	H	Morehead St.	91 62
LAST 12 Division I GAMES:															
19	H	Texas A&M	69 <b>81</b>	109	A	Missouri	83 69								
1	A	Tennessee	58 <b>72</b>	67	A	LSU	79 <b>84</b>								
32	H	Mississippi St.	92 90	148	H	Florida	62 56								
49	A	Vanderbilt	82 68	4	A	South Carolina	60 <b>68</b>								
72	H	Georgia	80 72	164	H	Auburn	78 57								
1	H	Tennessee	72 <b>73</b>	102	H	Ole Miss	64 58								

Non-Div I Games:

Kentucky

■ Loss, 
■ Non-Conf, S Site, 
■ Home 
■ Away 
N Neutral



LIU Brooklyn

Through Games Of Feb. 22, 2015

Average RPI Win:	286	WON-LOST	WINNING	LAST 10	STRENGTH OF	OPP. STRENGTH	TEAM	ADJ.	CONF.	ADJ CONF.
Average RPI Loss:	198	RECORD	PCT. RANK	GAMES	SCHEDULE	OF SCHEDULE	RPI	RPI	RPI	RPI
DIV. I ONLY	8- 18	277	3- 7	276	335	311	311	29	29	
DIV. I NON-CONF.	3- 8	263	0- 0	181	345	284	284	28	28	
TOTALS	RPI 1-25	RPI 26-50	W-L RECORDS	RPI 51-100	RPI 101-150	RPI 150+				
8- 18	0- 0	0- 0	OVERALL	0- 2	0- 4	8- 12				
6- 8	0- 0	0- 0	HOME	0- 0	0- 2	6- 6				
2- 10	0- 0	0- 0	AWAY	0- 2	0- 2	2- 6				
0- 0	0- 0	0- 0	NEUTRAL	0- 0	0- 0	0- 0				
3- 8	0- 0	0- 0	NON-CONFERENCE	0- 2	0- 2	3- 4				
2- 4	0- 0	0- 0	HOME	0- 0	0- 1	2- 3				
1- 4	0- 0	0- 0	AWAY	0- 2	0- 1	1- 1				
0- 0	0- 0	0- 0	NEUTRAL	0- 0	0- 0	0- 0				
5- 10	0- 0	0- 0	CONFERENCE	0- 0	0- 2	5- 8				
4- 4	0- 0	0- 0	HOME	0- 0	0- 1	4- 3				
1- 6	0- 0	0- 0	AWAY	0- 0	0- 1	1- 5				
0- 0	0- 0	0- 0	NEUTRAL	0- 0	0- 0	0- 0				

RPI 1-25			RPI 26-50			RPI 51-100			RPI 101+			Team's RPI: 311		
RPI	S	Opponent	Score	RPI	S	Opponent	Score	RPI	S	Opponent	Score			
								84	A	Maine	59	65		
								99	A	Long Beach St.	63	71		
										121	H	Rhode Island	49	66
										123	A	Bakersfield	53	84
										132	A	Bryant	85	88
										132	H	Bryant	66	79
										152	A	Central Conn. St.	70	75
										152	H	Central Conn. St.	54	68
										162	H	Buffalo	79	73
										163	A	Robert Morris	46	67
										163	H	Robert Morris	58	77
										176	H	La Salle	66	71
										198	H	Sacred Heart	77	74
										251	H	Monmouth	57	78
										269	H	Rider	56	59
										291	A	Columbia	45	54
										295	A	St. Francis Brooklyn	53	62
										298	A	NJIT	57	48
										310	H	Mt. St. Mary's	69	76
										317	A	Fairleigh Dickinson	79	75
										317	H	Fairleigh Dickinson	81	71
										322	A	Saint Francis (PA)	75	87
										322	H	Saint Francis (PA)	84	79
										330	A	Wagner	69	72
										330	H	Wagner	75	47
										344	H	Howard	83	74
LAST 12 Division I GAMES:														
330	H	Wagner	75	47	295	A	St. Francis Brooklyn	53	62	330	A	Wagner	69	72
163	A	Robert Morris	46	67	132	A	Bryant	85	88	330	H	Wagner	75	47
322	A	Saint Francis (PA)	75	87	317	A	Fairleigh Dickinson	79	75	344	H	Howard	83	74
163	H	Robert Morris	58	77	152	A	Central Conn. St.	70	75					
322	H	Saint Francis (PA)	84	79	310	H	Mt. St. Mary's	69	76					
152	H	Central Conn. St.	54	68	198	H	Sacred Heart	77	74					

Non-Div I Games:

LIU Brooklyn

Loss, Non-Conf, S Site, H Home A Away N Neutral

Average RPI Win:	166	WON-LOST	WINNING	LAST 10	STRENGTH OF	OPP. STRENGTH	TEAM	ADJ.	CONF.	ADJ CONF.
Average RPI Loss:	52	RECORD	PCT. RANK	GAMES	SCHEDULE	OF SCHEDULE	RPI	RPI	RPI	RPI
DIV. I ONLY	15- 11	121	7- 3	35	55	67	67	2	2	
DIV. I NON-CONF.	6- 6	158	0- 0	227	212	222	222	5	5	
<hr/>										
TOTALS	RPI 1-25	RPI 26-50	W-L RECORDS	RPI 51-100	RPI 101-150	RPI 150+				
15- 11	1- 4	2- 4	OVERALL	1- 2	4- 0	7- 1				
10- 4	1- 1	1- 3	HOME	1- 0	3- 0	4- 0				
4- 6	0- 3	1- 1	AWAY	0- 2	1- 0	2- 0				
1- 1	0- 0	0- 0	NEUTRAL	0- 0	0- 0	1- 1				
6- 6	0- 0	0- 3	NON-CONFERENCE	0- 2	1- 0	5- 1				
4- 3	0- 0	0- 3	HOME	0- 0	1- 0	3- 0				
1- 2	0- 0	0- 0	AWAY	0- 2	0- 0	1- 0				
1- 1	0- 0	0- 0	NEUTRAL	0- 0	0- 0	1- 1				
9- 5	1- 4	2- 1	CONFERENCE	1- 0	3- 0	2- 0				
6- 1	1- 1	1- 0	HOME	1- 0	2- 0	1- 0				
3- 4	0- 3	1- 1	AWAY	0- 0	1- 0	1- 0				
0- 0	0- 0	0- 0	NEUTRAL	0- 0	0- 0	0- 0				

RPI 1-25				RPI 26-50				RPI 51-100				Team's RPI: 67	RPI 101+			
RPI	S	Opponent	Score	RPI	S	Opponent	Score	RPI	S	Opponent	Score		RPI	S	Opponent	Score
1	A	Tennessee	58 75	32	A	Mississippi St.	71 69	56	A	Miami (FL)	71 76		102	H	Ole Miss	70 41
4	A	South Carolina	62 86	38	H	UALR	54 70	72	H	Georgia	64 52		109	H	Missouri	74 65
4	H	South Carolina	51 75	40	A	Arkansas	41 63	99	A	Long Beach St.	44 59		125	H	Louisiana Tech	73 59
11	H	Kentucky	84 79	41	H	Rutgers	57 64						148	A	Florida	68 65
19	A	Texas A&M	48 55	47	H	Tulane	45 51						154	H	Alabama	51 39
				49	H	Vanderbilt	64 44						164	A	Auburn	60 49
<hr/>																
LAST 12 Division I GAMES:																
				40	A	Arkansas	41 63	102	H	Ole Miss	70 41					
				72	H	Georgia	64 52	1	A	Tennessee	58 75					
				4	A	South Carolina	62 86	11	H	Kentucky	84 79					
				154	H	Alabama	51 39	32	A	Mississippi St.	71 69					
				164	A	Auburn	60 49	19	A	Texas A&M	48 55					
				109	H	Missouri	74 65	49	H	Vanderbilt	64 44					

Non-Div I Games:

LSU

Average RPI Win:	226	WON-LOST	WINNING	LAST 10	STRENGTH OF	OPP. STRENGTH	TEAM	ADJ.	CONF.	ADJ CONF.
Average RPI Loss:	101	RECORD	PCT. RANK	GAMES	SCHEDULE	OF SCHEDULE	RPI	RPI	RPI	RPI
DIV. I ONLY	13- 14	185	3- 5	175	105	176	176	6	6	
DIV. I NON-CONF.	9- 4	84	1- 0	281	217	118	118	6	6	
TOTALS	RPI 1-25	RPI 26-50	W-L RECORDS	RPI 51-100	RPI 101-150	RPI 150+				
13- 14	0- 2	0- 1	OVERALL	0- 5	2- 2	11- 4				
7- 5	0- 1	0- 1	HOME	0- 1	1- 0	6- 2				
5- 8	0- 0	0- 0	AWAY	0- 1	1- 0	4- 0				
1- 1	0- 0	0- 0	NEUTRAL	0- 1	0- 0	1- 0				
9- 4	0- 0	0- 0	NON-CONFERENCE	0- 3	0- 0	9- 1				
5- 0	0- 0	0- 0	HOME	0- 0	0- 0	5- 0				
3- 3	0- 0	0- 0	AWAY	0- 2	0- 0	3- 1				
1- 1	0- 0	0- 0	NEUTRAL	0- 1	0- 0	1- 0				
4- 10	0- 2	0- 1	CONFERENCE	0- 2	2- 2	2- 3				
2- 5	0- 1	0- 1	HOME	0- 1	1- 0	1- 2				
2- 5	0- 1	0- 0	AWAY	0- 1	1- 2	1- 1				
0- 0	0- 0	0- 0	NEUTRAL	0- 0	0- 0	0- 0				

RPI 1-25				RPI 26-50				RPI 51-100				RPI 101+ Team's RPI: 176			
RPI	S	Opponent	Score	RPI	S	Opponent	Score	RPI	S	Opponent	Score	RPI	S	Opponent	Score
15	A	Dayton	49 <b>91</b>	45	H	Duquesne	66 <b>72</b>	58	N	Ohio	63 <b>74</b>	112	A	Saint Joseph's	64 <b>70</b>
17	H	George Washington	48 <b>67</b>					66	A	Penn	29 <b>57</b>	121	A	Rhode Island	54 <b>55</b>
								77	H	Fordham	59 <b>70</b>	121	H	Rhode Island	47 45
								81	A	Villanova	36 <b>70</b>	127	A	VCU	74 65
								96	A	Richmond	60 <b>72</b>	151	A	Temple	72 <b>75</b>
												155	H	Saint Louis	47 <b>76</b>
												163	A	Robert Morris	75 61
												170	H	William & Mary	78 71
												183	H	Fairfield	73 59
												197	A	Massachusetts	68 <b>71</b>
												197	H	Massachusetts	71 69
												229	H	George Mason	71 <b>73</b>
												233	A	Georgia St.	76 68
												242	N	Towson	62 49
												248	A	Davidson	63 54
												272	H	UMBC	65 62
												311	A	LIU Brooklyn	71 66
												323	H	Manhattan	61 48
												344	H	Howard	65 64
LAST 12 Division I GAMES:															
96	A	Richmond	60 <b>72</b>	197	H	Massachusetts	71 69								
77	H	Fordham	59 <b>70</b>	112	A	Saint Joseph's	64 <b>70</b>								
344	H	Howard	65 64	127	A	VCU	74 65								
15	A	Dayton	49 <b>91</b>	17	H	George Washington	48 <b>67</b>								
121	H	Rhode Island	47 45	155	H	Saint Louis	47 <b>76</b>								
45	H	Duquesne	66 <b>72</b>	121	A	Rhode Island	54 <b>55</b>								

Non-Div I Games:

La Salle

■ Loss, 
 ■ Non-Conf, 
 ■ S Site, 
 ■ H Home 
 ■ A Away 
 N Neutral

## La.-Lafayette

Through Games Of Feb. 22, 2015

Average RPI Win:	219	WON-LOST	WINNING	LAST 10	STRENGTH OF	OPP. STRENGTH	TEAM	ADJ.	CONF.	ADJ CONF.
Average RPI Loss:	146	RECORD	PCT. RANK	GAMES	SCHEDULE	OF SCHEDULE	RPI	RPI	RPI	RPI
DIV. I ONLY	15- 9	94	6- 4	251	193	150	150	14	14	
DIV. I NON-CONF.	6- 1	26	0- 0	247	327	85	85	14	14	
TOTALS	RPI 1-25	RPI 26-50	W-L RECORDS	RPI 51-100	RPI 101-150	RPI 150+				
15- 9	0- 0	0- 2	OVERALL	1- 0	3- 2	11- 5				
8- 4	0- 0	0- 1	HOME	1- 0	2- 1	5- 2				
7- 5	0- 0	0- 1	AWAY	0- 0	1- 1	6- 3				
0- 0	0- 0	0- 0	NEUTRAL	0- 0	0- 0	0- 0				
6- 1	0- 0	0- 1	NON-CONFERENCE	0- 0	1- 0	5- 0				
3- 1	0- 0	0- 1	HOME	0- 0	1- 0	2- 0				
3- 0	0- 0	0- 0	AWAY	0- 0	0- 0	3- 0				
0- 0	0- 0	0- 0	NEUTRAL	0- 0	0- 0	0- 0				
9- 8	0- 0	0- 1	CONFERENCE	1- 0	2- 2	6- 5				
5- 3	0- 0	0- 0	HOME	1- 0	1- 1	3- 2				
4- 5	0- 0	0- 1	AWAY	0- 0	1- 1	3- 3				
0- 0	0- 0	0- 0	NEUTRAL	0- 0	0- 0	0- 0				

RPI 1-25	RPI 26-50	RPI 51-100	RPI 101+	Team's RPI: 150
RPI S Opponent Score	RPI S Opponent Score	RPI S Opponent Score	RPI S Opponent Score	Score
	32 H Mississippi St. 51 66	53 H Arkansas St. 69 57	118 A Troy 63 68	
	38 A UALR 41 67		118 H Troy 55 60	
			125 H Louisiana Tech 58 55	
			131 A Texas St. 83 81	
			131 H Texas St. 64 41	
			157 A Appalachian St. 51 63	
			157 H Appalachian St. 70 66	
			165 A Texas-Arlington 42 56	
			165 H Texas-Arlington 51 57	
			172 A Lamar 75 55	
			207 A La.-Monroe 68 65	
			207 H La.-Monroe 60 67	
			233 A Georgia St. 63 56	
			233 H Georgia St. 68 52	
			285 H Jackson St. 65 56	
			293 H Sam Houston St. 65 46	
			305 A Ga. Southern 69 57	
			314 A South Ala. 47 57	
			314 H South Ala. 65 58	
			319 A Southeastern La. 71 60	
			325 A Alcorn 64 57	
LAST 12 Division I GAMES:				
165 A Texas-Arlington 42 56	131 A Texas St. 83 81			
131 H Texas St. 64 41	314 A South Ala. 47 57			
118 A Troy 63 68	233 A Georgia St. 63 56			
207 A La.-Monroe 68 65	53 H Arkansas St. 69 57			
165 H Texas-Arlington 51 57	207 H La.-Monroe 60 67			
157 H Appalachian St. 70 66	314 H South Ala. 65 58			

Non-Div I Games: Xavier (LA) 69 53 Southern-N.O. 58 52

La.-Lafayette

Loss, Non-Conf, S Site, H Home A Away N Neutral

RPI 1-25				RPI 26-50				RPI 51-100				RPI 101+				Team's RPI: 207	
RPI	S	Opponent	Score	RPI	S	Opponent	Score	RPI	S	Opponent	Score	RPI	S	Opponent	Score		
				32	A	Mississippi St.	46 80	53	A	Arkansas St.	61 69	118	A	Troy	51 90		
				38	A	UALR	44 68	53	H	Arkansas St.	57 77	118	H	Troy	77 82		
				38	H	UALR	41 79	54	A	Wichita St.	42 57	129	A	Stephen F. Austin	54 82		
												131	A	Texas St.	64 70		
												150	A	La.-Lafayette	67 60		
												150	H	La.-Lafayette	65 68		
												157	H	Appalachian St.	54 55		
												165	A	Texas-Arlington	63 51		
												165	H	Texas-Arlington	56 51		
												219	H	McNeese St.	66 63		
												229	N	George Mason	53 65		
												233	A	Georgia St.	72 80		
												305	A	Ga. Southern	58 50		
												305	H	Ga. Southern	72 66		
												314	H	South Ala.	55 53		
												325	A	Alcorn	53 62		
LAST 12 Division I GAMES:																	
				53	A	Arkansas St.	61 69	118	A	Troy	51 90						
				157	H	Appalachian St.	54 55	305	H	Ga. Southern	72 66						
				150	H	La.-Lafayette	65 68	165	H	Texas-Arlington	56 51						
				305	A	Ga. Southern	58 50	150	A	La.-Lafayette	67 60						
				38	A	UALR	44 68	38	H	UALR	41 79						
				314	H	South Ala.	55 53	118	H	Troy	77 82						

Non-Div I Games:	Southern Ark.	78	67	LSU-Alexandria	94	49	William Carey	68	35
------------------	---------------	----	----	----------------	----	----	---------------	----	----

RPI 1-25				RPI 26-50				RPI 51-100				RPI 101+				Team's RPI: 195	
RPI	S	Opponent	Score	RPI	S	Opponent	Score	RPI	S	Opponent	Score	RPI	S	Opponent	Score		
7	A	Louisville	61 102	43	A	Seton Hall	63 80	66	H	Penn	60 57	110	A	Lehigh	60 65		
								73	A	American	44 63	110	H	Lehigh	59 51		
								73	H	American	58 74	156	A	Bucknell	37 51		
								86	H	Army	71 60	156	H	Bucknell	71 77		
												169	A	Stony Brook	58 60		
												173	H	Hartford	74 59		
												181	A	Holy Cross	53 59		
												181	H	Holy Cross	46 64		
												184	H	Delaware	63 52		
												209	A	Navy	52 65		
												209	H	Navy	60 65		
												269	A	Rider	66 48		
												278	A	Loyola Maryland	57 49		
												278	H	Loyola Maryland	69 63		
												281	H	Colgate	58 56		
												291	A	Columbia	65 72		
												295	A	St. Francis Brooklyn	73 51		
												298	H	NJIT	66 50		
												316	A	Boston U.	49 56		
												316	H	Boston U.	67 60		
												336	A	Saint Peter's	49 34		
LAST 12 Division I GAMES:																	
				110	H	Lehigh	59 51	209	H	Navy	60 65						
				181	A	Holy Cross	53 59	281	H	Colgate	58 56						
				73	H	American	58 74	110	A	Lehigh	60 65						
				278	H	Loyola Maryland	69 63	181	H	Holy Cross	46 64						
				316	A	Boston U.	49 56	73	A	American	44 63						
				156	A	Bucknell	37 51	278	A	Loyola Maryland	57 49						

Non-Div I Games:

Average RPI Win:	272	WON-LOST	WINNING	LAST 10	STRENGTH OF	OPP. STRENGTH	TEAM	ADJ.	CONF.	ADJ CONF.
Average RPI Loss:	141	RECORD	PCT. RANK	GAMES	SCHEDULE	OF SCHEDULE	RPI	RPI	RPI	RPI
DIV. I ONLY	12- 11	161	8- 2	210	286	172	172	27	27	
DIV. I NON-CONF.	0- 8	339	0- 0	107	81	312	312	27	27	
TOTALS	RPI 1-25	RPI 26-50	W-L RECORDS	RPI 51-100	RPI 101-150	RPI 150+				
12- 11	0- 1	0- 0	OVERALL	0- 2	0- 5	12- 3				
6- 3	0- 0	0- 0	HOME	0- 0	0- 2	6- 1				
6- 8	0- 1	0- 0	AWAY	0- 2	0- 3	6- 2				
0- 0	0- 0	0- 0	NEUTRAL	0- 0	0- 0	0- 0				
0- 8	0- 1	0- 0	NON-CONFERENCE	0- 2	0- 3	0- 2				
0- 2	0- 0	0- 0	HOME	0- 0	0- 1	0- 1				
0- 6	0- 1	0- 0	AWAY	0- 2	0- 2	0- 1				
0- 0	0- 0	0- 0	NEUTRAL	0- 0	0- 0	0- 0				
12- 3	0- 0	0- 0	CONFERENCE	0- 0	0- 2	12- 1				
6- 1	0- 0	0- 0	HOME	0- 0	0- 1	6- 0				
6- 2	0- 0	0- 0	AWAY	0- 0	0- 1	6- 1				
0- 0	0- 0	0- 0	NEUTRAL	0- 0	0- 0	0- 0				

RPI 1-25				RPI 26-50				RPI 51-100				RPI 101+ Team's RPI: 172			
RPI	S	Opponent	Score	RPI	S	Opponent	Score	RPI	S	Opponent	Score	RPI	S	Opponent	Score
20	A	Oklahoma	73 100					69	A	TCU	68 72	129	A	Stephen F. Austin	60 71
								92	A	Wright St.	61 82	129	H	Stephen F. Austin	55 59
												131	A	Texas St.	72 79
												136	A	Tulsa	69 73
												150	H	La.-Lafayette	55 75
												174	H	UTSA	40 72
												212	A	Northwestern St.	82 72
												219	H	McNeese St.	75 67
												220	H	Nicholls St.	67 62
												245	A	Abilene Christian	73 58
												245	H	Abilene Christian	76 72
												261	A	Rice	63 97
												262	H	Central Ark.	82 46
												264	A	A&M-Corpus Christi	51 56
												287	A	Houston Baptist	80 64
												287	H	Houston Baptist	79 62
												293	A	Sam Houston St.	87 68
												319	H	Southeastern La.	83 60
												333	A	New Orleans	64 54
												341	A	Incarnate Word	67 45
LAST 12 Division I GAMES:															
219	H	McNeese St.	75 67	293	A	Sam Houston St.	87 68								
129	A	Stephen F. Austin	60 71	287	A	Houston Baptist	80 64								
287	H	Houston Baptist	79 62	129	H	Stephen F. Austin	55 59								
341	A	Incarnate Word	67 45	212	A	Northwestern St.	82 72								
245	A	Abilene Christian	73 58	319	H	Southeastern La.	83 60								
245	H	Abilene Christian	76 72	262	H	Central Ark.	82 46								

Non-Div I Games: Huston-Tillotson 95 47 St. Thomas (TX) 67 35 Ohio Valley 93 42

Lamar

Loss, Non-Conf, S Site, H Home A Away N Neutral

Average RPI Win: <b>224</b>	WON-LOST	WINNING	LAST 10	STRENGTH OF	OPP. STRENGTH	TEAM	ADJ.	CONF.	ADJ CONF.
Average RPI Loss: <b>131</b>	RECORD	PCT. RANK	GAMES	SCHEDULE	OF SCHEDULE	RPI	RPI	RPI	RPI
DIV. I ONLY	16- 9	90	5- 5	206	209	110	110	18	18
DIV. I NON-CONF.	7- 2	47	0- 0	203	181	66	66	20	20
TOTALS	RPI 1-25	RPI 26-50	W-L RECORDS	RPI 51-100	RPI 101-150	RPI 150+			
16- 9	0- 1	0- 1	OVERALL	2- 3	1- 0	13- 4			
7- 3	0- 0	0- 1	HOME	2- 1	0- 0	5- 1			
8- 6	0- 1	0- 0	AWAY	0- 2	1- 0	7- 3			
1- 0	0- 0	0- 0	NEUTRAL	0- 0	0- 0	1- 0			
7- 2	0- 1	0- 1	NON-CONFERENCE	1- 0	1- 0	5- 0			
1- 1	0- 0	0- 1	HOME	1- 0	0- 0	0- 0			
5- 1	0- 1	0- 0	AWAY	0- 0	1- 0	4- 0			
1- 0	0- 0	0- 0	NEUTRAL	0- 0	0- 0	1- 0			
9- 7	0- 0	0- 0	CONFERENCE	1- 3	0- 0	8- 4			
6- 2	0- 0	0- 0	HOME	1- 1	0- 0	5- 1			
3- 5	0- 0	0- 0	AWAY	0- 2	0- 0	3- 3			
0- 0	0- 0	0- 0	NEUTRAL	0- 0	0- 0	0- 0			

RPI 1-25				RPI 26-50				RPI 51-100				RPI 101+ Team's RPI: 110			
RPI	S	Opponent	Score	RPI	S	Opponent	Score	RPI	S	Opponent	Score	RPI	S	Opponent	Score
10	A	Arizona St.	61 <b>81</b>	45	H	Duquesne	75 <b>82</b>	73	A	American	64 <b>74</b>	112	A	Saint Joseph's	73 71
								73	H	American	73 <b>75</b>	156	H	Bucknell	76 61
								86	A	Army	62 <b>66</b>	181	A	Holy Cross	66 60
								86	H	Army	63 51	181	H	Holy Cross	71 58
								98	H	Hampton	85 67	195	A	Lafayette	51 <b>59</b>
												195	H	Lafayette	65 60
												198	A	Sacred Heart	85 77
												209	A	Navy	44 <b>47</b>
												209	H	Navy	44 <b>50</b>
												251	A	Monmouth	82 70
												278	A	Loyola Maryland	52 <b>64</b>
												278	H	Loyola Maryland	75 61
												281	A	Colgate	86 68
												296	N	Eastern Ill.	72 69
												298	A	NJIT	74 54
												316	A	Boston U.	78 71
												316	H	Boston U.	85 64
												336	A	Saint Peter's	70 58
LAST 12 Division I GAMES:															
195	A	Lafayette	51 <b>59</b>	316	A	Boston U.	78 71								
209	H	Navy	44 <b>50</b>	156	H	Bucknell	76 61								
181	H	Holy Cross	71 58	195	H	Lafayette	65 60								
73	A	American	64 <b>74</b>	209	A	Navy	44 <b>47</b>								
278	H	Loyola Maryland	75 61	181	A	Holy Cross	66 60								
86	A	Army	62 <b>66</b>	73	H	American	73 <b>75</b>								

Non-Div I Games: East Stroudsburg 77 53

Lehigh

■ Loss, 
 ■ Non-Conf, S Site, 
 ■ Home 
 ■ Away 
 N Neutral



Average RPI Win:	255	WON-LOST	WINNING	LAST 10	STRENGTH OF	OPP. STRENGTH	TEAM	ADJ.	CONF.	ADJ CONF.
Average RPI Loss:	104	RECORD	PCT. RANK	GAMES	SCHEDULE	OF SCHEDULE	RPI	RPI	RPI	RPI
DIV. I ONLY	21- 6	31	8- 0	259	277	88	88	28	28	
DIV. I NON-CONF.	4- 5	188	1- 0	92	14	125	125	32	32	
TOTALS	RPI 1-25	RPI 26-50	W-L RECORDS	RPI 51-100	RPI 101-150	RPI 150+				
21- 6	0- 1	0- 1	OVERALL	0- 1	2- 1	19- 2				
11- 1	0- 0	0- 0	HOME	0- 0	2- 0	9- 1				
9- 4	0- 0	0- 1	AWAY	0- 1	0- 1	9- 1				
1- 1	0- 1	0- 0	NEUTRAL	0- 0	0- 0	1- 0				
4- 5	0- 1	0- 1	NON-CONFERENCE	0- 1	2- 1	2- 1				
2- 1	0- 0	0- 0	HOME	0- 0	2- 0	0- 1				
1- 3	0- 0	0- 1	AWAY	0- 1	0- 1	1- 0				
1- 1	0- 1	0- 0	NEUTRAL	0- 0	0- 0	1- 0				
17- 1	0- 0	0- 0	CONFERENCE	0- 0	0- 0	17- 1				
9- 0	0- 0	0- 0	HOME	0- 0	0- 0	9- 0				
8- 1	0- 0	0- 0	AWAY	0- 0	0- 0	8- 1				
0- 0	0- 0	0- 0	NEUTRAL	0- 0	0- 0	0- 0				

RPI 1-25			RPI 26-50			RPI 51-100			Team's RPI: 88	RPI 101+		
RPI	S	Opponent	Score	RPI	S	Opponent	Score	RPI	S	Opponent	Score	
4	N	South Carolina	44 84	37	A	Minnesota	60 74	68	A	North Carolina St.	64 67	
LAST 12 Division I GAMES:												
233	A	Georgia St.	73 71	188	H	Radford	75 39	112	H	Saint Joseph's	76 75	
348	H	Charleston So.	64 53	191	A	High Point	58 41	120	A	Elon	62 73	
346	A	Longwood	65 60	327	H	UNC Asheville	62 58	127	H	VCU	69 53	
236	A	Presbyterian	63 41	214	H	Campbell	64 40	188	A	Radford	72 63	
315	H	Coastal Caro.	78 64	204	A	Winthrop	58 63	188	H	Radford	75 39	
283	A	Gardner-Webb	61 48	348	A	Charleston So.	86 51	190	H	Charlotte	77 79	
								191	A	High Point	58 41	
								191	H	High Point	64 47	
								201	N	Penn St.	80 68	
								204	A	Winthrop	58 63	
								214	H	Campbell	64 40	
								233	A	Georgia St.	73 71	
								236	A	Presbyterian	63 41	
								236	H	Presbyterian	59 42	
								283	A	Gardner-Webb	61 48	
								283	H	Gardner-Webb	56 47	
								315	A	Coastal Caro.	66 47	
								315	H	Coastal Caro.	78 64	
								327	A	UNC Asheville	67 55	
								327	H	UNC Asheville	62 58	
								346	A	Longwood	65 60	
								346	H	Longwood	70 48	
								348	A	Charleston So.	86 51	
								348	H	Charleston So.	64 53	

Non-Div I Games:

Liberty

■ Loss, 
 ■ Non-Conf, 
 ■ S Site, 
 ■ H Home 
 ■ A Away 
 N Neutral

Average RPI Win:	253	WON-LOST	WINNING	LAST 10	STRENGTH OF	OPP. STRENGTH	TEAM	ADJ.	CONF.	ADJ CONF.
Average RPI Loss:	144	RECORD	PCT. RANK	GAMES	SCHEDULE	OF SCHEDULE	RPI	RPI	RPI	RPI
DIV. I ONLY	7- 18	289	0- 8	153	182	257	257	11	11	
DIV. I NON-CONF.	4- 9	243	0- 1	274	231	295	295	12	12	
TOTALS	RPI 1-25	RPI 26-50	W-L RECORDS	RPI 51-100	RPI 101-150	RPI 150+				
7- 18	0- 3	0- 2	OVERALL	0- 2	1- 1	6- 10				
4- 8	0- 2	0- 1	HOME	0- 1	1- 0	3- 4				
3- 9	0- 1	0- 1	AWAY	0- 1	0- 0	3- 6				
0- 1	0- 0	0- 0	NEUTRAL	0- 0	0- 1	0- 0				
4- 9	0- 1	0- 0	NON-CONFERENCE	0- 2	0- 1	4- 5				
3- 3	0- 1	0- 0	HOME	0- 1	0- 0	3- 1				
1- 5	0- 0	0- 0	AWAY	0- 1	0- 0	1- 4				
0- 1	0- 0	0- 0	NEUTRAL	0- 0	0- 1	0- 0				
3- 9	0- 2	0- 2	CONFERENCE	0- 0	1- 0	2- 5				
1- 5	0- 1	0- 1	HOME	0- 0	1- 0	0- 3				
2- 4	0- 1	0- 1	AWAY	0- 0	0- 0	2- 2				
0- 0	0- 0	0- 0	NEUTRAL	0- 0	0- 0	0- 0				

RPI	S	Opponent	Score	RPI	S	Opponent	Score	RPI	S	Opponent	Score	RPI	S	Opponent	Score
1	H	Tennessee	51 85	39	A	Stetson	75 103	90	A	Georgia Tech	53 71	139	H	Kennesaw St.	79 61
16	A	FGCU	43 69	39	H	Stetson	77 82	92	H	Wright St.	66 79	147	N	Harvard	63 84
16	H	FGCU	49 71									166	A	Belmont	60 80
												185	A	Northern Ky.	57 64
												185	H	Northern Ky.	70 81
												192	A	Xavier	38 62
												200	H	Tennessee St.	55 73
												208	A	UAB	54 72
												215	A	USC Upstate	68 71
												224	A	Jacksonville	75 63
												224	H	Jacksonville	63 75
												230	A	Morehead St.	61 59
												252	A	North Florida	71 62
												252	H	North Florida	54 57
												285	H	Jackson St.	72 45
												305	H	Ga. Southern	80 74
												329	A	Murray St.	71 74
												335	H	Tennessee Tech	72 53
LAST 12 Division I GAMES:															
147	N	Harvard	63 84	39	H	Stetson	77 82								
224	H	Jacksonville	63 75	16	H	FGCU	49 71								
252	H	North Florida	54 57	252	A	North Florida	71 62								
16	A	FGCU	43 69	224	A	Jacksonville	75 63								
39	A	Stetson	75 103	139	H	Kennesaw St.	79 61								
185	A	Northern Ky.	57 64	215	A	USC Upstate	68 71								

Non-Div I Games: Trevecca Nazarene 95 71

Lipscomb

Loss, Non-Conf, S Site, H Home A Away N Neutral

Average RPI Win:	204	WON-LOST	WINNING	LAST 10	STRENGTH OF	OPP. STRENGTH	TEAM	ADJ.	CONF.	ADJ CONF.
Average RPI Loss:	109	RECORD	PCT. RANK	GAMES	SCHEDULE	OF SCHEDULE	RPI	RPI	RPI	RPI
DIV. I ONLY	19- 6	36	5- 5	280	95	99	99	15	15	
DIV. I NON-CONF.	12- 1	7	0- 0	209	89	51	51	15	15	
TOTALS	RPI 1-25	RPI 26-50	W-L RECORDS	RPI 51-100	RPI 101-150	RPI 150+				
19- 6	0- 0	2- 0	OVERALL	1- 2	4- 4	12- 0				
11- 3	0- 0	2- 0	HOME	1- 1	1- 2	7- 0				
7- 3	0- 0	0- 0	AWAY	0- 1	2- 2	5- 0				
1- 0	0- 0	0- 0	NEUTRAL	0- 0	1- 0	0- 0				
12- 1	0- 0	2- 0	NON-CONFERENCE	1- 1	2- 0	7- 0				
7- 1	0- 0	2- 0	HOME	1- 1	0- 0	4- 0				
4- 0	0- 0	0- 0	AWAY	0- 0	1- 0	3- 0				
1- 0	0- 0	0- 0	NEUTRAL	0- 0	1- 0	0- 0				
7- 5	0- 0	0- 0	CONFERENCE	0- 1	2- 4	5- 0				
4- 2	0- 0	0- 0	HOME	0- 0	1- 2	3- 0				
3- 3	0- 0	0- 0	AWAY	0- 1	1- 2	2- 0				
0- 0	0- 0	0- 0	NEUTRAL	0- 0	0- 0	0- 0				

RPI S	Opponent	Score	RPI S	Opponent	Score	RPI S	Opponent	Score	RPI S	Opponent	Score
28	H California	58 56	44	H Pacific	53 43	67	H LSU	59 44	101	A UC Davis	66 83
						80	A Hawaii	64 72	101	H UC Davis	63 60
						82	H Southern California	85 90	107	H CSUN	52 67
									126	A Colorado	62 56
									140	A UC Riverside	74 80
									143	A Cal Poly	85 74
									143	H Cal Poly	57 58
									144	N Boise St.	68 50
									203	A Pepperdine	78 69
									206	H San Francisco	70 58
									221	H Cal St. Fullerton	74 70
									222	A San Diego St.	74 62
									223	H Fla. Atlantic	85 60
									275	A UC Irvine	62 46
									275	H UC Irvine	57 40
									304	A Portland St.	62 58
									311	H LIU Brooklyn	71 63
									324	H Seattle	85 73
									332	A UC Santa Barbara	81 44
									332	H UC Santa Barbara	68 38
LAST 12 Division I GAMES:											
101	A UC Davis	66 83	80	A Hawaii	64 72						
143	H Cal Poly	57 58	107	H CSUN	52 67						
332	H UC Santa Barbara	68 38	332	A UC Santa Barbara	81 44						
140	A UC Riverside	74 80	143	A Cal Poly	85 74						
275	A UC Irvine	62 46	101	H UC Davis	63 60						
221	H Cal St. Fullerton	74 70	275	H UC Irvine	57 40						

Non-Div I Games: Alas. Anchorage 69 60

Long Beach St.

Average RPI Win:	315	WON-LOST	WINNING	LAST 10	STRENGTH OF	OPP. STRENGTH	TEAM	ADJ.	CONF.	ADJ CONF.
Average RPI Loss:	205	RECORD	PCT. RANK	GAMES	SCHEDULE	OF SCHEDULE	RPI	RPI	RPI	RPI
DIV. I ONLY	3- 25	343	1- 9	300	301	346	346	28	28	
DIV. I NON-CONF.	0- 9	339	0- 0	330	52	348	348	32	32	
TOTALS	RPI 1-25	RPI 26-50	W-L RECORDS	RPI 51-100	RPI 101-150	RPI 150+				
3- 25	0- 0	0- 0	OVERALL	0- 3	0- 2	3- 20				
3- 9	0- 0	0- 0	HOME	0- 1	0- 0	3- 8				
0- 16	0- 0	0- 0	AWAY	0- 1	0- 0	0- 2				
0- 0	0- 0	0- 0	NEUTRAL	0- 0	0- 0	0- 0				
0- 9	0- 0	0- 0	NON-CONFERENCE	0- 1	0- 2	0- 6				
0- 2	0- 0	0- 0	HOME	0- 0	0- 0	0- 2				
0- 7	0- 0	0- 0	AWAY	0- 1	0- 2	0- 4				
0- 0	0- 0	0- 0	NEUTRAL	0- 0	0- 0	0- 0				
3- 16	0- 0	0- 0	CONFERENCE	0- 2	0- 0	3- 14				
3- 7	0- 0	0- 0	HOME	0- 1	0- 0	3- 6				
0- 9	0- 0	0- 0	AWAY	0- 1	0- 0	0- 8				
0- 0	0- 0	0- 0	NEUTRAL	0- 0	0- 0	0- 0				

RPI 1-25				RPI 26-50				RPI 51-100				RPI 101+				Team's RPI: 346	
RPI	S	Opponent	Score	RPI	S	Opponent	Score	RPI	S	Opponent	Score	RPI	S	Opponent	Score		
								88	A	Liberty	48	70	106	A	Virginia	49	91
								88	H	Liberty	60	65	148	A	Florida	46	91
								96	A	Richmond	50	80	170	A	William & Mary	55	90
													178	A	Clemson	56	72
													188	A	Radford	45	55
													188	H	Radford	60	78
													191	A	High Point	60	81
													191	H	High Point	63	77
													204	A	Winthrop	48	81
													204	H	Winthrop	62	63
													205	A	Wake Forest	60	64
													210	A	Virginia Tech	42	74
													214	A	Campbell	56	68
													214	H	Campbell	58	65
													229	H	George Mason	61	83
													236	A	Presbyterian	48	53
													236	H	Presbyterian	32	36
													283	A	Gardner-Webb	53	80
													283	H	Gardner-Webb	63	59
													301	H	UNC Greensboro	64	70
													315	A	Coastal Caro.	44	75
													315	H	Coastal Caro.	78	74
													327	A	UNC Asheville	77	88
													327	H	UNC Asheville	44	60
													348	H	Charleston So.	79	71
LAST 12 Division I GAMES:																	
				236	H	Presbyterian	32	36					191	H	High Point	63	77
				88	H	Liberty	60	65					214	A	Campbell	56	68
				315	A	Coastal Caro.	44	75					204	H	Winthrop	62	63
				188	A	Radford	45	55					348	H	Charleston So.	79	71
				283	A	Gardner-Webb	53	80					236	A	Presbyterian	48	53
				327	A	UNC Asheville	77	88					88	A	Liberty	48	70

Non-Div I Games:

Longwood

■ Loss, 
 ■ Non-Conf, 
 ■ S Site, 
 ■ H Home 
 ■ A Away 
 N Neutral

## Louisiana Tech

Through Games Of Feb. 22, 2015

Average RPI Win:	225	WON-LOST	WINNING	LAST 10	STRENGTH OF	OPP. STRENGTH	TEAM	ADJ.	CONF.	ADJ CONF.
Average RPI Loss:	114	RECORD	PCT. RANK	GAMES	SCHEDULE	OF SCHEDULE	RPI	RPI	RPI	RPI
DIV. I ONLY	13- 12	166	6- 4	123	183	125	125	17	17	
DIV. I NON-CONF.	4- 6	207	0- 0	130	196	128	128	18	18	
TOTALS	RPI 1-25	RPI 26-50	W-L RECORDS	RPI 51-100	RPI 101-150	RPI 150+				
13- 12	0- 0	0- 4	OVERALL	0- 3	3- 2	10- 3				
6- 4	0- 0	0- 1	HOME	0- 1	0- 1	6- 1				
6- 8	0- 0	0- 0	AWAY	0- 2	2- 0	4- 0				
1- 0	0- 0	0- 0	NEUTRAL	0- 0	1- 0	0- 0				
4- 6	0- 0	0- 1	NON-CONFERENCE	0- 2	2- 1	2- 2				
1- 0	0- 0	0- 0	HOME	0- 0	0- 0	1- 0				
2- 6	0- 0	0- 1	AWAY	0- 2	1- 1	1- 2				
1- 0	0- 0	0- 0	NEUTRAL	0- 0	1- 0	0- 0				
9- 6	0- 0	0- 3	CONFERENCE	0- 1	1- 1	8- 1				
5- 4	0- 0	0- 1	HOME	0- 1	0- 1	5- 1				
4- 2	0- 0	0- 2	AWAY	0- 0	1- 0	3- 0				
0- 0	0- 0	0- 0	NEUTRAL	0- 0	0- 0	0- 0				

RPI S	Opponent	Score	RPI S	Opponent	Score	RPI S	Opponent	Score	RPI S	Opponent	Score	Team's RPI: 125
30	A Western Ky.	66 82	67	A LSU	59 73	124	A Marshall	68 67				
32	A Mississippi St.	77 81	90	A Georgia Tech	81 96	129	A Stephen F. Austin	76 69				
50	A Middle Tenn.	59 82	97	H Southern Miss.	77 79	142	H Old Dominion	71 72				
50	H Middle Tenn.	44 68				147	N Harvard	83 64				
						150	A La.-Lafayette	55 58				
						174	H UTSA	79 74				
						190	H Charlotte	71 61				
						208	A UAB	61 55				
						208	H UAB	54 63				
						212	A Northwestern St.	57 69				
						220	H Nicholls St.	80 62				
						223	A Fla. Atlantic	73 68				
						235	A Utah	52 67				
						246	H UTEP	90 72				
						261	H Rice	88 71				
						321	H North Texas	92 57				
						337	A FIU	79 56				
						342	A Alabama A&M	70 68				
LAST 12 Division I GAMES:												
142	H Old Dominion	71 72	124	A Marshall	68 67							
190	H Charlotte	71 61	30	A Western Ky.	66 82							
337	A FIU	79 56	261	H Rice	88 71							
223	A Fla. Atlantic	73 68	321	H North Texas	92 57							
50	H Middle Tenn.	44 68	50	A Middle Tenn.	59 82							
208	H UAB	54 63	208	A UAB	61 55							

Non-Div I Games: Loyola (LA) 75 61

Louisiana Tech

Loss, Non-Conf, S Site, H Home A Away N Neutral

## Louisville

Through Games Of Feb. 22, 2015

Average RPI Win: 124		WON-LOST	WINNING	LAST 10	STRENGTH OF	OPP. STRENGTH	TEAM	ADJ.	CONF.	ADJ CONF.
Average RPI Loss: 13		RECORD	PCT. RANK	GAMES	SCHEDULE	OF SCHEDULE	RPI	RPI	RPI	RPI
DIV. I ONLY		23- 3	12	8- 2	19	36	7	7	3	3
DIV. I NON-CONF.		12- 1	7	0- 0	40	99	12	12	3	3
TOTALS		RPI 1-25	RPI 26-50		W-L RECORDS		RPI 51-100	RPI 101-150	RPI 150+	
23- 3	3- 3	4- 0		OVERALL		3- 0	4- 0	9- 0		
15- 1	3- 1	2- 0		HOME		3- 0	4- 0	3- 0		
8- 2	0- 2	2- 0		AWAY		0- 0	0- 0	6- 0		
0- 0	0- 0	0- 0		NEUTRAL		0- 0	0- 0	0- 0		
12- 1	1- 1	2- 0		NON-CONFERENCE		0- 0	3- 0	6- 0		
8- 1	1- 1	1- 0		HOME		0- 0	3- 0	3- 0		
4- 0	0- 0	1- 0		AWAY		0- 0	0- 0	3- 0		
0- 0	0- 0	0- 0		NEUTRAL		0- 0	0- 0	0- 0		
11- 2	2- 2	2- 0		CONFERENCE		3- 0	1- 0	3- 0		
7- 0	2- 0	1- 0		HOME		3- 0	1- 0	0- 0		
4- 2	0- 2	1- 0		AWAY		0- 0	0- 0	3- 0		
0- 0	0- 0	0- 0		NEUTRAL		0- 0	0- 0	0- 0		

RPI	S	Opponent	Score	RPI	S	Opponent	Score	RPI	S	Opponent	Score	RPI	S	Opponent	Score
8	H	Iowa	86 52	28	A	California	70 57	56	H	Miami (FL)	68 55	106	H	Virginia	67 55
11	H	Kentucky	68 77	30	H	Western Ky.	89 67	68	H	North Carolina St.	65 58	119	H	Ball St.	69 56
12	H	North Carolina	75 66	33	A	Pittsburgh	63 57	90	H	Georgia Tech	75 48	134	H	UT Martin	77 43
13	A	Florida St.	63 68	33	H	Pittsburgh	48 35					142	H	Old Dominion	100 46
14	A	Duke	58 66									166	H	Belmont	95 35
25	H	Syracuse	78 58									178	A	Clemson	81 49
												195	H	Lafayette	102 61
												205	A	Wake Forest	79 68
												210	A	Virginia Tech	69 49
												234	A	IUPUI	89 69
												244	H	Evansville	73 51
												255	A	Valparaiso	86 59
												276	A	Grand Canyon	65 51
LAST 12 Division I GAMES:															
210	A	Virginia Tech	69 49	56	H	Miami (FL)	68 55	13	A	Florida St.	63 68	106	H	Virginia	67 55
12	H	North Carolina	75 66	68	H	North Carolina St.	65 58	205	A	Wake Forest	79 68	276	A	Grand Canyon	65 51
178	A	Clemson	81 49	33	H	Pittsburgh	48 35	33	A	Pittsburgh	63 57				
33	H	Pittsburgh	48 35	14	A	Duke	58 66								
14	A	Duke	58 66	25	H	Syracuse	78 58								

Non-Div I Games:

Louisville

■ Loss, 
 ■ Non-Conf, S Site, 
 ■ Home 
 ■ Away 
 N Neutral

Average RPI Win:	220	WON-LOST	WINNING	LAST 10	STRENGTH OF	OPP. STRENGTH	TEAM	ADJ.	CONF.	ADJ CONF.
Average RPI Loss:	157	RECORD	PCT. RANK	GAMES	SCHEDULE	OF SCHEDULE	RPI	RPI	RPI	RPI
DIV. I ONLY	4- 21	325	2- 8	182	190	308	308	19	19	
DIV. I NON-CONF.	2- 9	297	0- 0	147	132	272	272	16	16	
TOTALS	RPI 1-25	RPI 26-50	W-L RECORDS	RPI 51-100	RPI 101-150	RPI 150+				
4- 21	0- 0	0- 1	OVERALL	0- 6	0- 3	4- 11				
3- 9	0- 0	0- 0	HOME	0- 5	0- 1	3- 3				
1- 12	0- 0	0- 1	AWAY	0- 1	0- 2	1- 8				
0- 0	0- 0	0- 0	NEUTRAL	0- 0	0- 0	0- 0				
2- 9	0- 0	0- 1	NON-CONFERENCE	0- 3	0- 1	2- 4				
1- 4	0- 0	0- 0	HOME	0- 3	0- 0	1- 1				
1- 5	0- 0	0- 1	AWAY	0- 0	0- 1	1- 3				
0- 0	0- 0	0- 0	NEUTRAL	0- 0	0- 0	0- 0				
2- 12	0- 0	0- 0	CONFERENCE	0- 3	0- 2	2- 7				
2- 5	0- 0	0- 0	HOME	0- 2	0- 1	2- 2				
0- 7	0- 0	0- 0	AWAY	0- 1	0- 1	0- 5				
0- 0	0- 0	0- 0	NEUTRAL	0- 0	0- 0	0- 0				

RPI S	Opponent	Score	RPI S	Opponent	Score	RPI S	Opponent	Score	RPI S	Opponent	Score	Team's RPI: 308
			35 A	Northwestern	33 70	51 H	DePaul	84 109	109 A	Missouri	45 56	
						54 A	Wichita St.	55 64	111 H	UNI	58 75	
						54 H	Wichita St.	41 65	130 A	Southern Ill.	58 64	
						70 H	Drake	60 86	153 A	Indiana St.	37 64	
						90 H	Georgia Tech	57 92	153 H	Indiana St.	61 50	
						94 H	Michigan St.	38 90	159 A	Dartmouth	58 70	
									171 A	Missouri St.	64 83	
									171 H	Missouri St.	57 87	
									185 A	Northern Ky.	45 38	
									199 A	Ill.-Chicago	28 63	
									208 H	UAB	51 61	
									244 A	Evansville	38 63	
									244 H	Evansville	70 58	
									258 A	Marquette	71 86	
									296 H	Eastern Ill.	63 52	
									312 A	Bradley	57 66	
									312 H	Bradley	45 46	
									318 A	Illinois St.	56 72	
LAST 12 Division I GAMES:												
			312 A	Bradley	57 66		130 A	Southern Ill.	58 64			
			171 A	Missouri St.	64 83		312 H	Bradley	45 46			
			54 A	Wichita St.	55 64		54 H	Wichita St.	41 65			
			153 H	Indiana St.	61 50		171 H	Missouri St.	57 87			
			244 H	Evansville	70 58		153 A	Indiana St.	37 64			
			318 A	Illinois St.	56 72		244 A	Evansville	38 63			

Non-Div I Games:

Loyola Chicago

■ Loss, 
■ Non-Conf, 
■ S Site, 
■ H Home 
■ A Away 
N Neutral

Loyola Maryland

Through Games Of Feb. 22, 2015

Average RPI Win:	254	WON-LOST	WINNING	LAST 10	STRENGTH OF	OPP. STRENGTH	TEAM	ADJ.	CONF.	ADJ CONF.
Average RPI Loss:	144	RECORD	PCT. RANK	GAMES	SCHEDULE	OF SCHEDULE	RPI	RPI	RPI	RPI
DIV. I ONLY	7- 20	294	2- 8	179	171	278	278	18	18	
DIV. I NON-CONF.	2- 9	297	0- 0	197	90	309	309	20	20	
TOTALS	RPI 1-25	RPI 26-50	W-L RECORDS	RPI 51-100	RPI 101-150	RPI 150+				
7- 20	0- 2	0- 1	OVERALL	0- 5	1- 2	6- 10				
5- 9	0- 1	0- 0	HOME	0- 3	1- 1	4- 4				
2- 11	0- 1	0- 1	AWAY	0- 2	0- 1	2- 5				
0- 0	0- 0	0- 0	NEUTRAL	0- 0	0- 0	0- 0				
2- 9	0- 2	0- 1	NON-CONFERENCE	0- 1	0- 1	2- 4				
2- 4	0- 1	0- 0	HOME	0- 1	0- 1	2- 1				
0- 5	0- 1	0- 1	AWAY	0- 0	0- 0	0- 3				
0- 0	0- 0	0- 0	NEUTRAL	0- 0	0- 0	0- 0				
5- 11	0- 0	0- 0	CONFERENCE	0- 4	1- 1	4- 6				
3- 5	0- 0	0- 0	HOME	0- 2	1- 0	2- 3				
2- 6	0- 0	0- 0	AWAY	0- 2	0- 1	2- 3				
0- 0	0- 0	0- 0	NEUTRAL	0- 0	0- 0	0- 0				

RPI 1-25				RPI 26-50				RPI 51-100				RPI 101+ Team's RPI: 278			
RPI	S	Opponent	Score	RPI	S	Opponent	Score	RPI	S	Opponent	Score	RPI	S	Opponent	Score
6	A	Maryland	43 65	33	A	Pittsburgh	46 84	62	H	East Carolina	33 82	103	H	Cornell	61 79
17	H	George Washington	49 72					73	A	American	50 62	110	A	Lehigh	61 75
								73	H	American	44 55	110	H	Lehigh	64 52
								86	A	Army	44 55	156	A	Bucknell	49 66
								86	H	Army	53 62	156	H	Bucknell	61 72
												170	A	William & Mary	71 72
												181	A	Holy Cross	57 51
												195	A	Lafayette	63 69
												195	H	Lafayette	49 57
												209	H	Navy	55 49
												242	H	Towson	50 63
												272	A	UMBC	58 81
												281	A	Colgate	53 54
												281	H	Colgate	45 72
												284	A	Georgetown	44 71
												310	H	Mt. St. Mary's	56 49
												316	A	Boston U.	63 53
												316	H	Boston U.	66 55
												336	H	Saint Peter's	59 49
LAST 12 Division I GAMES:															
281	A	Colgate	53 54	86	H	Army	53 62								
156	H	Bucknell	61 72	181	A	Holy Cross	57 51								
316	H	Boston U.	66 55	281	H	Colgate	45 72								
195	A	Lafayette	63 69	156	A	Bucknell	49 66								
110	A	Lehigh	61 75	316	A	Boston U.	63 53								
73	H	American	44 55	195	H	Lafayette	49 57								

Non-Div I Games:

Loyola Maryland

Loss, Non-Conf, S Site, H Home A Away N Neutral



Average RPI Win:	<b>249</b>	WON-LOST	WINNING	LAST 10	STRENGTH OF	OPP. STRENGTH	TEAM	ADJ.	CONF.	ADJ CONF.
Average RPI Loss:	<b>121</b>	RECORD	PCT. RANK	GAMES	SCHEDULE	OF SCHEDULE	RPI	RPI	RPI	RPI
DIV. I ONLY	<b>5- 23</b>	<b>322</b>	<b>3- 7</b>	<b>81</b>	<b>132</b>	<b>271</b>	<b>271</b>	<b>9</b>	<b>9</b>	
DIV. I NON-CONF.	<b>2- 9</b>	<b>297</b>	<b>0- 0</b>	<b>157</b>	<b>249</b>	<b>304</b>	<b>304</b>	<b>8</b>	<b>8</b>	
TOTALS	RPI 1-25	RPI 26-50	W-L RECORDS	RPI 51-100	RPI 101-150	RPI 150+				
5- 23	0- 0	0- 7	OVERALL	0- 7	0- 2	5- 7				
4- 10	0- 0	0- 3	HOME	0- 4	0- 2	4- 1				
1- 13	0- 0	0- 4	AWAY	0- 3	0- 0	1- 6				
0- 0	0- 0	0- 0	NEUTRAL	0- 0	0- 0	0- 0				
2- 9	0- 0	0- 1	NON-CONFERENCE	0- 3	0- 2	2- 3				
2- 4	0- 0	0- 0	HOME	0- 2	0- 2	2- 0				
0- 5	0- 0	0- 1	AWAY	0- 1	0- 0	0- 3				
0- 0	0- 0	0- 0	NEUTRAL	0- 0	0- 0	0- 0				
3- 14	0- 0	0- 6	CONFERENCE	0- 4	0- 0	3- 4				
2- 6	0- 0	0- 3	HOME	0- 2	0- 0	2- 1				
1- 8	0- 0	0- 3	AWAY	0- 2	0- 0	1- 3				
0- 0	0- 0	0- 0	NEUTRAL	0- 0	0- 0	0- 0				

RPI S	Opponent	Score	RPI S	Opponent	Score	RPI S	Opponent	Score	RPI S	Opponent	Score	Team's RPI: 271
42	A Gonzaga	62 <b>76</b>	42	H Gonzaga	59 <b>82</b>	59	A San Diego	49 <b>68</b>	140	H UC Riverside	55 <b>81</b>	
44	A Pacific	69 <b>89</b>	44	H Pacific	61 <b>84</b>	59	H San Diego	59 <b>67</b>	143	H Cal Poly	79 <b>87</b>	
46	A St. Mary's (CA)	71 <b>72</b>	46	H St. Mary's (CA)	49 <b>56</b>	60	A BYU	59 <b>74</b>	203	A Pepperdine	91 <b>98</b>	
48	A Oklahoma St.	65 <b>76</b>	48	H St. Mary's (CA)	49 <b>56</b>	60	H BYU	63 <b>71</b>	206	A San Francisco	75 <b>87</b>	
						63	H Washington St.	60 <b>87</b>	206	H San Francisco	65 <b>74</b>	
						80	H Hawaii	76 <b>85</b>	208	H UAB	66 61	
						82	A Southern California	54 <b>96</b>	217	A UNLV	76 <b>91</b>	
									227	A Santa Clara	75 63	
									227	H Santa Clara	82 57	
									274	A Northern Ariz.	64 <b>82</b>	
									289	A Portland	65 <b>83</b>	
									289	H Portland	77 73	
									294	H Bowling Green	51 48	
									324	A Seattle	57 <b>62</b>	
LAST 12 Division I GAMES:												
227	A Santa Clara	75 63	44	H Pacific	61 <b>84</b>							
206	A San Francisco	75 <b>87</b>	46	H St. Mary's (CA)	49 <b>56</b>							
289	H Portland	77 73	206	H San Francisco	65 <b>74</b>							
42	H Gonzaga	59 <b>82</b>	227	H Santa Clara	82 57							
60	A BYU	59 <b>74</b>	42	A Gonzaga	62 <b>76</b>							
59	A San Diego	49 <b>68</b>	289	A Portland	65 <b>83</b>							

Non-Div I Games:

Loyola Marymount

■ Loss, 
■ Non-Conf, 
■ S Site, 
■ H Home 
■ A Away 
N Neutral

Average RPI Win: <b>215</b>	WON-LOST	WINNING	LAST 10	STRENGTH OF	OPP. STRENGTH	TEAM	ADJ.	CONF.	ADJ CONF.
Average RPI Loss: <b>123</b>	RECORD	PCT. RANK	GAMES	SCHEDULE	OF SCHEDULE	RPI	RPI	RPI	RPI
DIV. I ONLY	21- 6	31	10- 0	238	165	84	84	23	23
DIV. I NON-CONF.	8- 5	123	0- 0	210	122	139	139	24	24
TOTALS	RPI 1-25	RPI 26-50	W-L RECORDS	RPI 51-100	RPI 101-150	RPI 150+			
21- 6	0- 1	0- 0	OVERALL	2- 1	1- 2	18- 2			
12- 2	0- 0	0- 0	HOME	1- 1	1- 0	10- 1			
9- 3	0- 0	0- 0	AWAY	1- 0	0- 2	8- 1			
0- 1	0- 1	0- 0	NEUTRAL	0- 0	0- 0	0- 0			
8- 5	0- 1	0- 0	NON-CONFERENCE	1- 0	1- 2	6- 2			
6- 1	0- 0	0- 0	HOME	1- 0	1- 0	4- 1			
2- 3	0- 0	0- 0	AWAY	0- 0	0- 2	2- 1			
0- 1	0- 1	0- 0	NEUTRAL	0- 0	0- 0	0- 0			
13- 1	0- 0	0- 0	CONFERENCE	1- 1	0- 0	12- 0			
6- 1	0- 0	0- 0	HOME	0- 1	0- 0	6- 0			
7- 0	0- 0	0- 0	AWAY	1- 0	0- 0	6- 0			
0- 0	0- 0	0- 0	NEUTRAL	0- 0	0- 0	0- 0			

RPI 1-25				RPI 26-50				RPI 51-100				Team's RPI: 84	RPI 101+			
RPI	S	Opponent	Score	RPI	S	Opponent	Score	RPI	S	Opponent	Score		RPI	S	Opponent	Score
12	N	North Carolina	36 65					83	A	Albany (NY)	52 44		116	A	Yale	55 57
								83	H	Albany (NY)	43 49		132	A	Bryant	52 65
								100	H	Boston College	69 64		147	H	Harvard	65 46
													152	A	Central Conn. St.	72 58
													159	H	Dartmouth	53 38
													169	A	Stony Brook	58 55
													169	H	Stony Brook	57 49
													170	A	William & Mary	54 51
													173	A	Hartford	68 57
													173	H	Hartford	63 45
													197	A	Massachusetts	60 68
													198	H	Sacred Heart	58 59
													218	H	New Hampshire	87 56
													225	A	UMass Lowell	74 46
													225	H	UMass Lowell	68 54
													226	H	Brown	58 53
													272	A	UMBC	56 42
													302	A	Vermont	57 54
													302	H	Vermont	74 46
													306	H	Northeastern	60 51
													311	H	LIU Brooklyn	65 59
													320	A	Binghamton	70 56
													320	H	Binghamton	70 48
LAST 12 Division I GAMES:																
				320	A	Binghamton	70 56						218	H	New Hampshire	87 56
				302	A	Vermont	57 54						272	A	UMBC	56 42
				169	H	Stony Brook	57 49						302	H	Vermont	74 46
				225	A	UMass Lowell	74 46						320	H	Binghamton	70 48
				173	H	Hartford	63 45						169	A	Stony Brook	58 55
				83	A	Albany (NY)	52 44						225	H	UMass Lowell	68 54

Non-Div I Games:

Maine

■ Loss, 
 ■ Non-Conf, 
 ■ S Site, 
 ■ H Home 
 ■ A Away 
 N Neutral

Average RPI Win:	262	WON-LOST	WINNING	LAST 10	STRENGTH OF	OPP. STRENGTH	TEAM	ADJ.	CONF.	ADJ CONF.
Average RPI Loss:	180	RECORD	PCT. RANK	GAMES	SCHEDULE	OF SCHEDULE	RPI	RPI	RPI	RPI
DIV. I ONLY	3- 23	340	1- 8	192	276	323	323	24	24	
DIV. I NON-CONF.	1- 8	322	0- 0	51	286	254	254	23	23	
TOTALS	RPI 1-25	RPI 26-50	W-L RECORDS	RPI 51-100	RPI 101-150	RPI 150+				
3- 23	0- 0	0- 1	OVERALL	0- 4	0- 2	3- 16				
1- 12	0- 0	0- 0	HOME	0- 2	0- 1	1- 9				
2- 11	0- 0	0- 1	AWAY	0- 2	0- 1	2- 7				
0- 0	0- 0	0- 0	NEUTRAL	0- 0	0- 0	0- 0				
1- 8	0- 0	0- 0	NON-CONFERENCE	0- 4	0- 0	1- 4				
0- 5	0- 0	0- 0	HOME	0- 2	0- 0	0- 3				
1- 3	0- 0	0- 0	AWAY	0- 2	0- 0	1- 1				
0- 0	0- 0	0- 0	NEUTRAL	0- 0	0- 0	0- 0				
2- 15	0- 0	0- 1	CONFERENCE	0- 0	0- 2	2- 12				
1- 7	0- 0	0- 0	HOME	0- 0	0- 1	1- 6				
1- 8	0- 0	0- 1	AWAY	0- 0	0- 1	1- 6				
0- 0	0- 0	0- 0	NEUTRAL	0- 0	0- 0	0- 0				

RPI S	Opponent	Score	RPI S	Opponent	Score	RPI S	Opponent	Score	RPI S	Opponent	Score	Team's RPI: 323
			31  Quinnipiac	51  85		58  Ohio	58  82		117  Marist	38  77		
						73  American	52  60		117  Marist	45  67		
						77  Fordham	41  70		162  Buffalo	58  68		
						86  Army	49  81		175  Siena	51  59		
									175  Siena	51  66		
									176  La Salle	48  61		
									179  Iona	41  60		
									179  Iona	62  79		
									181  Holy Cross	66 60		
									183  Fairfield	26  43		
									218  New Hampshire	54  58		
									228  Niagara	36  64		
									228  Niagara	46  53		
									251  Monmouth	69  73		
									256  Canisius	44  55		
									256  Canisius	45  56		
									269  Rider	40  65		
									269  Rider	55 52		
									317  Fairleigh Dickinson	54  73		
									336  Saint Peter's	69 66		
									336  Saint Peter's	58  68		
LAST 12 Division I GAMES:												
			336  Saint Peter's	69 66		228  Niagara	46  53					
			175  Siena	51  66		117  Marist	38  77					
			269  Rider	40  65		175  Siena	51  59					
			183  Fairfield	26  43		31  Quinnipiac	51  85					
			336  Saint Peter's	58  68		251  Monmouth	69  73					
			179  Iona	41  60		117  Marist	45  67					

Non-Div I Games:

Manhattan

Loss, Non-Conf, S Site, Home Away N Neutral

Average RPI Win: <b>231</b>	WON-LOST	WINNING	LAST 10	STRENGTH OF	OPP. STRENGTH	TEAM	ADJ.	CONF.	ADJ CONF.
Average RPI Loss: <b>121</b>	RECORD	PCT. RANK	GAMES	SCHEDULE	OF SCHEDULE	RPI	RPI	RPI	RPI
DIV. I ONLY	17- 9	83	7- 3	176	211	117	117	24	24
DIV. I NON-CONF.	4- 5	188	0- 0	105	100	169	169	23	23
TOTALS	RPI 1-25	RPI 26-50	W-L RECORDS	RPI 51-100	RPI 101-150	RPI 150+			
17- 9	0- 1	0- 3	OVERALL	2- 1	0- 0	15- 4			
10- 4	0- 0	0- 1	HOME	2- 1	0- 0	8- 2			
6- 4	0- 1	0- 1	AWAY	0- 0	0- 0	6- 2			
1- 1	0- 0	0- 1	NEUTRAL	0- 0	0- 0	1- 0			
4- 5	0- 1	0- 1	NON-CONFERENCE	2- 1	0- 0	2- 2			
3- 1	0- 0	0- 0	HOME	2- 1	0- 0	1- 0			
0- 3	0- 1	0- 0	AWAY	0- 0	0- 0	0- 2			
1- 1	0- 0	0- 1	NEUTRAL	0- 0	0- 0	1- 0			
13- 4	0- 0	0- 2	CONFERENCE	0- 0	0- 0	13- 2			
7- 3	0- 0	0- 1	HOME	0- 0	0- 0	7- 2			
6- 1	0- 0	0- 1	AWAY	0- 0	0- 0	6- 0			
0- 0	0- 0	0- 0	NEUTRAL	0- 0	0- 0	0- 0			

RPI 1-25				RPI 26-50				RPI 51-100				RPI 101+ Team's RPI: 117			
RPI	S	Opponent	Score	RPI	S	Opponent	Score	RPI	S	Opponent	Score	RPI	S	Opponent	Score
2	A	Baylor	60 <b>90</b>	31	A	Quinnipiac	55 <b>73</b>	61	H	South Dakota St.	82 64	175	A	Siena	56 46
				31	H	Quinnipiac	62 <b>80</b>	83	H	Albany (NY)	61 58	175	H	Siena	65 58
				39	N	Stetson	50 <b>57</b>	87	H	St. John's (NY)	48 <b>49</b>	179	A	Iona	63 58
												179	H	Iona	59 54
												183	H	Fairfield	55 <b>56</b>
												184	A	Delaware	60 <b>70</b>
												228	A	Niagara	75 66
												228	H	Niagara	65 <b>70</b>
												251	A	Monmouth	63 60
												251	H	Monmouth	75 65
												256	A	Canisius	63 49
												256	H	Canisius	74 64
												266	N	Utah St.	68 65
												269	H	Rider	60 46
												306	A	Northeastern	51 <b>58</b>
												316	H	Boston U.	77 50
												323	A	Manhattan	67 45
												323	H	Manhattan	77 38
												336	H	Saint Peter's	77 51
LAST 12 Division I GAMES:															
179	H	Iona	59 54	323	H	Manhattan	77 38								
228	H	Niagara	65 <b>70</b>	336	H	Saint Peter's	77 51								
31	H	Quinnipiac	62 <b>80</b>	31	A	Quinnipiac	55 <b>73</b>								
256	A	Canisius	63 49	175	H	Siena	65 58								
228	A	Niagara	75 66	256	H	Canisius	74 64								
179	A	Iona	63 58	323	A	Manhattan	67 45								

Non-Div I Games:

Marist

■ Loss, 
 ■ Non-Conf, 
 S Site, 
 ■ Home 
 ■ Away 
 N Neutral

Average RPI Win:	196	WON-LOST	WINNING	LAST 10	STRENGTH OF	OPP. STRENGTH	TEAM	ADJ.	CONF.	ADJ CONF.
Average RPI Loss:	122	RECORD	PCT. RANK	GAMES	SCHEDULE	OF SCHEDULE	RPI	RPI	RPI	RPI
DIV. I ONLY	8- 20	286	4- 6	154	78	258	258	10	10	
DIV. I NON-CONF.	4- 7	220	0- 0	182	53	257	257	9	9	
TOTALS	RPI 1-25	RPI 26-50	W-L RECORDS	RPI 51-100	RPI 101-150	RPI 150+				
8- 20	0- 1	2- 2	OVERALL	0- 8	1- 2	5- 7				
6- 10	0- 0	2- 1	HOME	0- 5	0- 1	4- 3				
2- 10	0- 1	0- 1	AWAY	0- 3	1- 1	1- 4				
0- 0	0- 0	0- 0	NEUTRAL	0- 0	0- 0	0- 0				
4- 7	0- 1	1- 1	NON-CONFERENCE	0- 1	0- 1	3- 3				
4- 3	0- 0	1- 1	HOME	0- 1	0- 0	3- 1				
0- 4	0- 1	0- 0	AWAY	0- 0	0- 1	0- 2				
0- 0	0- 0	0- 0	NEUTRAL	0- 0	0- 0	0- 0				
4- 13	0- 0	1- 1	CONFERENCE	0- 7	1- 1	2- 4				
2- 7	0- 0	1- 0	HOME	0- 4	0- 1	1- 2				
2- 6	0- 0	0- 1	AWAY	0- 3	1- 0	1- 2				
0- 0	0- 0	0- 0	NEUTRAL	0- 0	0- 0	0- 0				

RPI S	Opponent	Score	RPI S	Opponent	Score	RPI S	Opponent	Score	RPI S	Opponent	Score	Team's RPI: 258
14	A Duke	51 83	27	H Green Bay	66 94	51	H DePaul	67 101	122	A Butler	77 74	
			43	A Seton Hall	58 88	78	A Creighton	60 82	122	H Butler	67 76	
			43	H Seton Hall	73 70	78	H Creighton	75 93	138	A Wisconsin	64 89	
			49	H Vanderbilt	80 67	79	H South Dakota	65 69	164	A Auburn	53 79	
						81	A Villanova	48 68	185	H Northern Ky.	68 77	
						81	H Villanova	59 75	192	A Xavier	72 91	
						87	A St. John's (NY)	52 67	192	H Xavier	71 74	
						87	H St. John's (NY)	52 64	205	A Wake Forest	77 89	
									232	H Western Ill.	65 57	
									247	A Providence	72 64	
									247	H Providence	58 66	
									282	H Milwaukee	85 80	
									284	A Georgetown	76 83	
									284	H Georgetown	80 73	
									308	H Loyola Chicago	86 71	
LAST 12 Division I GAMES:												
78	A Creighton	60 82	284	H Georgetown	80 73							
247	A Providence	72 64	81	H Villanova	59 75							
43	H Seton Hall	73 70	78	H Creighton	75 93							
87	H St. John's (NY)	52 64	247	H Providence	58 66							
122	A Butler	77 74	87	A St. John's (NY)	52 67							
192	A Xavier	72 91	43	A Seton Hall	58 88							

Non-Div I Games:

Marquette

Average RPI Win: 222		WON-LOST	WINNING	LAST 10	STRENGTH OF	OPP. STRENGTH	TEAM	ADJ.	CONF.	ADJ CONF.
Average RPI Loss: 136		RECORD	PCT. RANK	GAMES	SCHEDULE	OF SCHEDULE	RPI	RPI	RPI	RPI
DIV. I ONLY		13- 10	133	5- 5	156	213	124	124	17	17
DIV. I NON-CONF.		6- 3	92	0- 0	205	303	89	89	18	18
TOTALS		RPI 1-25	RPI 26-50		W-L RECORDS		RPI 51-100	RPI 101-150	RPI 150+	
13- 10	0- 0	0- 3		OVERALL		1- 1	2- 2	10- 4		
6- 3	0- 0	0- 2		HOME		1- 0	0- 1	5- 0		
6- 6	0- 0	0- 1		AWAY		0- 0	2- 1	4- 4		
1- 1	0- 0	0- 0		NEUTRAL		0- 1	0- 0	1- 0		
6- 3	0- 0	0- 0		NON-CONFERENCE		0- 1	1- 1	5- 1		
2- 0	0- 0	0- 0		HOME		0- 0	0- 0	2- 0		
3- 2	0- 0	0- 0		AWAY		0- 0	1- 1	2- 1		
1- 1	0- 0	0- 0		NEUTRAL		0- 1	0- 0	1- 0		
7- 7	0- 0	0- 3		CONFERENCE		1- 0	1- 1	5- 3		
4- 3	0- 0	0- 2		HOME		1- 0	0- 1	3- 0		
3- 4	0- 0	0- 1		AWAY		0- 0	1- 0	2- 3		
0- 0	0- 0	0- 0		NEUTRAL		0- 0	0- 0	0- 0		

RPI 1-25				RPI 26-50				RPI 51-100				RPI 101+				Team's RPI: 124	
RPI	S	Opponent	Score	RPI	S	Opponent	Score	RPI	S	Opponent	Score	RPI	S	Opponent	Score		
				30	A	Western Ky.	60 74	64	N	West Virginia	56 69	103	A	Cornell	49 58		
				30	H	Western Ky.	53 67	97	H	Southern Miss.	67 65	121	A	Rhode Island	61 45		
				50	H	Middle Tenn.	48 74					125	H	Louisiana Tech	67 68		
												142	A	Old Dominion	69 37		
												163	H	Robert Morris	62 46		
												174	A	UTSA	48 60		
												183	N	Fairfield	68 55		
												190	A	Charlotte	56 74		
												208	H	UAB	71 52		
												223	H	Fla. Atlantic	66 59		
												246	A	UTEP	76 71		
												261	A	Rice	72 69		
												267	A	Norfolk St.	73 71		
												268	A	Eastern Ky.	58 63		
												315	A	Coastal Caro.	77 65		
												321	A	North Texas	42 45		
												328	H	UMES	74 57		
												337	H	FIU	67 61		
LAST 12 Division I GAMES:																	
				208	H	UAB	71 52	97	H	Southern Miss.	67 65						
				50	H	Middle Tenn.	48 74	246	A	UTEP	76 71						
				30	A	Western Ky.	60 74	174	A	UTSA	48 60						
				321	A	North Texas	42 45	223	H	Fla. Atlantic	66 59						
				261	A	Rice	72 69	337	H	FIU	67 61						
				125	H	Louisiana Tech	67 68	190	A	Charlotte	56 74						

Non-Div I Games:	Salem Int'l	84	41	Brescia	127	56
------------------	-------------	----	----	---------	-----	----

Marshall

Loss, Non-Conf, S Site, H Home A Away N Neutral

Maryland

Through Games Of Feb. 22, 2015

Average RPI Win:	117	WON-LOST	WINNING	LAST 10	STRENGTH OF	OPP. STRENGTH	TEAM	ADJ.	CONF.	ADJ CONF.
Average RPI Loss:	33	RECORD	PCT. RANK	GAMES	SCHEDULE	OF SCHEDULE	RPI	RPI	RPI	RPI
DIV. I ONLY	24- 2	6	10- 0	31	31	6	6	4	4	
DIV. I NON-CONF.	9- 2	35	0- 0	78	109	28	28	2	2	
TOTALS	RPI 1-25	RPI 26-50	W-L RECORDS	RPI 51-100	RPI 101-150	RPI 150+				
24- 2	4- 1	6- 0	OVERALL	5- 1	2- 0	7- 0				
13- 0	2- 0	3- 0	HOME	3- 0	1- 0	4- 0				
10- 1	1- 1	3- 0	AWAY	2- 0	1- 0	3- 0				
1- 1	1- 0	0- 0	NEUTRAL	0- 1	0- 0	0- 0				
9- 2	3- 1	0- 0	NON-CONFERENCE	1- 1	0- 0	5- 0				
6- 0	1- 0	0- 0	HOME	1- 0	0- 0	4- 0				
2- 1	1- 1	0- 0	AWAY	0- 0	0- 0	1- 0				
1- 1	1- 0	0- 0	NEUTRAL	0- 1	0- 0	0- 0				
15- 0	1- 0	6- 0	CONFERENCE	4- 0	2- 0	2- 0				
7- 0	1- 0	3- 0	HOME	2- 0	1- 0	0- 0				
8- 0	0- 0	3- 0	AWAY	2- 0	1- 0	2- 0				
0- 0	0- 0	0- 0	NEUTRAL	0- 0	0- 0	0- 0				

RPI	S	Opponent	Score	RPI	S	Opponent	Score	RPI	S	Opponent	Score	RPI	S	Opponent	Score
3	A	Notre Dame	72 92	34	A	Nebraska	75 47	55	A	Michigan	91 65	103	H	Purdue	88 64
8	H	Iowa	93 88	34	H	Nebraska	59 47	63	N	Washington St.	64 70	138	A	Wisconsin	81 70
17	A	George Washington	75 65	36	H	Ohio St.	87 78	73	H	American	94 50	160	A	Indiana	84 74
23	N	James Madison	80 64	37	A	Minnesota	77 73	85	H	Illinois	74 54	201	A	Penn St.	77 62
24	H	South Fla.	85 67	41	A	Rutgers	71 59	94	A	Michigan St.	75 69	242	H	Towson	81 52
				41	H	Rutgers	80 69	94	H	Michigan St.	85 56	278	H	Loyola Maryland	65 43
LAST 12 Division I GAMES:															
138	A	Wisconsin	81 70	55	A	Michigan	91 65	160	A	Indiana	84 74	310	H	Mt. St. Mary's	109 45
94	A	Michigan St.	75 69	41	H	Rutgers	80 69	85	H	Illinois	74 54	330	H	Wagner	97 24
41	H	Nebraska	59 47	201	A	Penn St.	77 62	41	A	Rutgers	71 59	338	A	Coppin St.	110 51
8	H	Iowa	93 88	37	A	Minnesota	77 73								

Non-Div I Games:

Maryland

Loss, Non-Conf, S Site, H Home A Away N Neutral

## Massachusetts

Through Games Of Feb. 22, 2015

Average RPI Win:	200	WON-LOST	WINNING	LAST 10	STRENGTH OF	OPP. STRENGTH	TEAM	ADJ.	CONF.	ADJ CONF.
Average RPI Loss:	110	RECORD	PCT. RANK	GAMES	SCHEDULE	OF SCHEDULE	RPI	RPI	RPI	RPI
DIV. I ONLY	10- 16	244	2- 8	101	110	197	197	6	6	
DIV. I NON-CONF.	6- 6	158	0- 0	138	142	143	143	6	6	
<hr/>										
TOTALS	RPI 1-25	RPI 26-50	W-L RECORDS	RPI 51-100	RPI 101-150	RPI 150+				
10- 16	0- 2	0- 1	OVERALL	2- 4	1- 6	7- 3				
7- 5	0- 1	0- 1	HOME	2- 0	0- 2	5- 1				
3- 9	0- 0	0- 0	AWAY	0- 3	1- 4	2- 2				
0- 2	0- 1	0- 0	NEUTRAL	0- 1	0- 0	0- 0				
6- 6	0- 1	0- 0	NON-CONFERENCE	2- 2	0- 2	4- 1				
4- 1	0- 0	0- 0	HOME	2- 0	0- 1	2- 0				
2- 3	0- 0	0- 0	AWAY	0- 1	0- 1	2- 1				
0- 2	0- 1	0- 0	NEUTRAL	0- 1	0- 0	0- 0				
4- 10	0- 1	0- 1	CONFERENCE	0- 2	1- 4	3- 2				
3- 4	0- 1	0- 1	HOME	0- 0	0- 1	3- 1				
1- 6	0- 0	0- 0	AWAY	0- 2	1- 3	0- 1				
0- 0	0- 0	0- 0	NEUTRAL	0- 0	0- 0	0- 0				

RPI 1-25				RPI 26-50				RPI 51-100				RPI 101+ Team's RPI: 197			
RPI	S	Opponent	Score	RPI	S	Opponent	Score	RPI	S	Opponent	Score	RPI	S	Opponent	Score
13	N	Florida St.	47 73	45	H	Duquesne	49 69	58	N	Ohio	52 59	112	A	Saint Joseph's	65 47
17	H	George Washington	54 69					73	H	American	71 61	121	A	Rhode Island	58 70
								77	A	Fordham	42 65	127	A	VCU	43 65
								84	H	Maine	68 60	133	A	Central Mich.	70 72
								89	A	Western Mich.	41 63	135	A	St. Bonaventure	53 65
								96	A	Richmond	44 64	135	H	St. Bonaventure	57 77
												147	H	Harvard	62 75
												155	H	Saint Louis	67 75
												176	A	La Salle	69 71
												176	H	La Salle	71 68
												181	H	Holy Cross	72 61
												229	H	George Mason	85 79
												233	A	Georgia St.	66 71
												248	H	Davidson	60 49
												263	H	UCF	67 62
												316	A	Boston U.	78 57
												321	A	North Texas	56 46
<hr/>															
LAST 12 Division I GAMES:															
127	A	VCU	43 65	135	H	St. Bonaventure	57 77								
248	H	Davidson	60 49	96	A	Richmond	44 64								
45	H	Duquesne	49 69	77	A	Fordham	42 65								
229	H	George Mason	85 79	17	H	George Washington	54 69								
176	A	La Salle	69 71	176	H	La Salle	71 68								
121	A	Rhode Island	58 70	112	A	Saint Joseph's	65 47								

Non-Div I Games:

Massachusetts

  Loss, 
  Non-Conf, 
  S Site, 
  H Home 
  A Away 
N Neutral



Average RPI Win:	253	WON-LOST	WINNING	LAST 10	STRENGTH OF	OPP. STRENGTH	TEAM	ADJ.	CONF.	ADJ CONF.
Average RPI Loss:	182	RECORD	PCT. RANK	GAMES	SCHEDULE	OF SCHEDULE	RPI	RPI	RPI	RPI
DIV. I ONLY	11- 11	173	6- 4	286	261	219	219	27	27	
DIV. I NON-CONF.	2- 5	259	0- 0	41	50	191	191	27	27	
TOTALS	RPI 1-25	RPI 26-50	W-L RECORDS	RPI 51-100	RPI 101-150	RPI 150+				
11- 11	0- 2	0- 1	OVERALL	1- 0	1- 0	9- 8				
7- 2	0- 0	0- 1	HOME	1- 0	1- 0	5- 1				
4- 9	0- 2	0- 0	AWAY	0- 0	0- 0	4- 7				
0- 0	0- 0	0- 0	NEUTRAL	0- 0	0- 0	0- 0				
2- 5	0- 2	0- 1	NON-CONFERENCE	1- 0	0- 0	1- 2				
2- 1	0- 0	0- 1	HOME	1- 0	0- 0	1- 0				
0- 4	0- 2	0- 0	AWAY	0- 0	0- 0	0- 2				
0- 0	0- 0	0- 0	NEUTRAL	0- 0	0- 0	0- 0				
9- 6	0- 0	0- 0	CONFERENCE	0- 0	1- 0	8- 6				
5- 1	0- 0	0- 0	HOME	0- 0	1- 0	4- 1				
4- 5	0- 0	0- 0	AWAY	0- 0	0- 0	4- 5				
0- 0	0- 0	0- 0	NEUTRAL	0- 0	0- 0	0- 0				

RPI 1-25				RPI 26-50				RPI 51-100				RPI 101+ Team's RPI: 219			
RPI	S	Opponent	Score	RPI	S	Opponent	Score	RPI	S	Opponent	Score	RPI	S	Opponent	Score
19	A	Texas A&M	27 93	47	H	Tulane	55 75	97	H	Southern Miss.	57 55	129	H	Stephen F. Austin	73 67
21	A	Texas	59 76									172	A	Lamar	67 75
												194	H	Texas Southern	74 70
												207	A	La.-Monroe	63 66
												212	A	Northwestern St.	54 75
												212	H	Northwestern St.	68 57
												220	A	Nicholls St.	59 70
												245	H	Abilene Christian	59 75
												261	A	Rice	55 57
												262	A	Central Ark.	65 63
												264	A	A&M-Corpus Christi	65 76
												287	H	Houston Baptist	60 57
												293	A	Sam Houston St.	79 74
												319	A	Southeastern La.	78 57
												319	H	Southeastern La.	66 62
												333	A	New Orleans	86 90
												333	H	New Orleans	82 58
												341	A	Incarinate Word	104 101
LAST 12 Division I GAMES:															
172	A	Lamar	67 75	333	H	New Orleans	82 58								
262	A	Central Ark.	65 63	319	A	Southeastern La.	78 57								
212	H	Northwestern St.	68 57	212	A	Northwestern St.	54 75								
319	H	Southeastern La.	66 62	341	A	Incarinate Word	104 101								
220	A	Nicholls St.	59 70	293	A	Sam Houston St.	79 74								
333	A	New Orleans	86 90	245	H	Abilene Christian	59 75								

Non-Div I Games: Centenary (LA) 86 35 Wiley 67 66 LSU-Alexandria 79 70 Louisiana Col. 83 61  
McNeese St.

Loss, Non-Conf, S Site, H Home A Away N Neutral

Average RPI Win:	237	WON-LOST	WINNING	LAST 10	STRENGTH OF	OPP. STRENGTH	TEAM	ADJ.	CONF.	ADJ CONF.
Average RPI Loss:	70	RECORD	PCT. RANK	GAMES	SCHEDULE	OF SCHEDULE	RPI	RPI	RPI	RPI
DIV. I ONLY	13- 13	173	5- 5	136	87	158	158	7	7	
DIV. I NON-CONF.	6- 5	145	0- 0	162	98	164	164	7	7	
TOTALS	RPI 1-25	RPI 26-50	W-L RECORDS	RPI 51-100	RPI 101-150	RPI 150+				
13- 13	0- 4	0- 3	OVERALL	1- 2	1- 2	11- 2				
9- 5	0- 2	0- 2	HOME	1- 0	1- 0	7- 1				
4- 8	0- 2	0- 1	AWAY	0- 2	0- 2	4- 1				
0- 0	0- 0	0- 0	NEUTRAL	0- 0	0- 0	0- 0				
6- 5	0- 1	0- 2	NON-CONFERENCE	0- 1	1- 1	5- 0				
5- 2	0- 0	0- 2	HOME	0- 0	1- 0	4- 0				
1- 3	0- 1	0- 0	AWAY	0- 1	0- 1	1- 0				
0- 0	0- 0	0- 0	NEUTRAL	0- 0	0- 0	0- 0				
7- 8	0- 3	0- 1	CONFERENCE	1- 1	0- 1	6- 2				
4- 3	0- 2	0- 0	HOME	1- 0	0- 0	3- 1				
3- 5	0- 1	0- 1	AWAY	0- 1	0- 1	3- 1				
0- 0	0- 0	0- 0	NEUTRAL	0- 0	0- 0	0- 0				

RPI 1-25				RPI 26-50				RPI 51-100				RPI 101+ Team's RPI: 158			
RPI	S	Opponent	Score	RPI	S	Opponent	Score	RPI	S	Opponent	Score	RPI	S	Opponent	Score
5	H	UConn	34 <b>80</b>	37	H	Minnesota	62 <b>68</b>	62	A	East Carolina	39 <b>60</b>	130	A	Southern Ill.	75 <b>82</b>
17	A	George Washington	44 <b>63</b>	38	H	UALR	59 <b>66</b>	62	H	East Carolina	60 57	133	H	Central Mich.	62 61
24	A	South Fla.	39 <b>72</b>	47	A	Tulane	65 <b>75</b>	85	A	Illinois	58 <b>60</b>	136	A	Tulsa	69 <b>79</b>
24	H	South Fla.	53 <b>57</b>									151	A	Temple	61 <b>84</b>
												151	H	Temple	57 <b>58</b>
												171	H	Missouri St.	79 63
												193	H	Samford	64 48
												263	A	UCF	70 66
												263	H	UCF	65 49
												265	H	Austin Peay	65 60
												273	A	Houston	64 58
												273	H	Houston	84 49
												277	A	Cincinnati	56 44
												277	H	Cincinnati	41 38
												284	A	Georgetown	63 46
												349	H	Mississippi Val.	62 39
LAST 12 Division I GAMES:															
47	A	Tulane	65 <b>75</b>	277	A	Cincinnati	56 44								
263	H	UCF	65 49	273	H	Houston	84 49								
273	A	Houston	64 58	62	A	East Carolina	39 <b>60</b>								
5	H	UConn	34 <b>80</b>	277	H	Cincinnati	41 38								
151	A	Temple	61 <b>84</b>	136	A	Tulsa	69 <b>79</b>								
24	H	South Fla.	53 <b>57</b>	263	A	UCF	70 66								

Non-Div I Games:

Memphis

■ Loss, 
 ■ Non-Conf, 
 ■ S Site, 
 ■ Home 
 ■ A Away 
 N Neutral

Average RPI Win:	259	WON-LOST	WINNING	LAST 10	STRENGTH OF	OPP. STRENGTH	TEAM	ADJ.	CONF.	ADJ CONF.
Average RPI Loss:	140	RECORD	PCT. RANK	GAMES	SCHEDULE	OF SCHEDULE	RPI	RPI	RPI	RPI
DIV. I ONLY	16- 12	131	6- 4	274	251	187	187	20	20	
DIV. I NON-CONF.	8- 8	158	0- 0	272	274	208	208	22	22	
TOTALS	RPI 1-25	RPI 26-50	W-L RECORDS	RPI 51-100	RPI 101-150	RPI 150+				
16- 12	0- 0	0- 2	OVERALL	0- 1	2- 5	14- 4				
7- 5	0- 0	0- 0	HOME	0- 1	0- 3	7- 1				
9- 7	0- 0	0- 2	AWAY	0- 0	2- 2	7- 3				
0- 0	0- 0	0- 0	NEUTRAL	0- 0	0- 0	0- 0				
8- 8	0- 0	0- 1	NON-CONFERENCE	0- 1	1- 2	7- 4				
4- 3	0- 0	0- 0	HOME	0- 1	0- 1	4- 1				
4- 5	0- 0	0- 1	AWAY	0- 0	1- 1	3- 3				
0- 0	0- 0	0- 0	NEUTRAL	0- 0	0- 0	0- 0				
8- 4	0- 0	0- 1	CONFERENCE	0- 0	1- 3	7- 0				
3- 2	0- 0	0- 0	HOME	0- 0	0- 2	3- 0				
5- 2	0- 0	0- 1	AWAY	0- 0	1- 1	4- 0				
0- 0	0- 0	0- 0	NEUTRAL	0- 0	0- 0	0- 0				

RPI S	Opponent	Score	RPI S	Opponent	Score	RPI S	Opponent	Score	RPI S	Opponent	Score	Team's RPI: 187
26	A Chattanooga	59 71	72	H Georgia	49 68	115	A East Tenn. St.	49 70				
32	A Mississippi St.	66 97				115	H East Tenn. St.	70 72				
						130	A Southern Ill.	52 67				
						139	A Kennesaw St.	54 44				
						139	H Kennesaw St.	56 76				
						146	A Furman	88 82				
						146	H Furman	55 58				
						154	A Alabama	46 39				
						155	A Saint Louis	80 75				
						166	H Belmont	83 86				
						193	A Samford	74 59				
						211	A Jacksonville St.	66 67				
						252	A North Florida	55 57				
						268	H Eastern Ky.	69 64				
						270	A Col. of Charleston	59 72				
						285	H Jackson St.	80 48				
						300	A Wofford	63 51				
						300	H Wofford	80 51				
						301	A UNC Greensboro	74 73				
						301	H UNC Greensboro	80 62				
						305	A Ga. Southern	84 61				
						313	A Western Caro.	68 51				
						313	H Western Caro.	82 60				
						334	H Florida A&M	61 47				
						335	H Tennessee Tech	73 67				
LAST 12 Division I GAMES:												
115	A East Tenn. St.	49 70	26	A Chattanooga	59 71							
300	A Wofford	63 51	115	H East Tenn. St.	70 72							
146	A Furman	88 82	146	H Furman	55 58							
313	H Western Caro.	82 60	300	H Wofford	80 51							
301	H UNC Greensboro	80 62	301	A UNC Greensboro	74 73							
193	A Samford	74 59	313	A Western Caro.	68 51							

Non-Div I Games:

Mercer

■ Loss, 
 ■ Non-Conf, 
 ■ S Site, 
 ■ H Home 
 ■ A Away 
 N Neutral

Average RPI Win:	170	WON-LOST	WINNING	LAST 10	STRENGTH OF	OPP. STRENGTH	TEAM	ADJ.	CONF.	ADJ CONF.
Average RPI Loss:	28	RECORD	PCT. RANK	GAMES	SCHEDULE	OF SCHEDULE	RPI	RPI	RPI	RPI
DIV. I ONLY	18- 9	78	4- 6	68	22	56	56	3	3	
DIV. I NON-CONF.	10- 3	52	0- 0	260	88	115	115	3	3	
TOTALS	RPI 1-25	RPI 26-50	W-L RECORDS	RPI 51-100	RPI 101-150	RPI 150+				
18- 9	2- 5	0- 3	OVERALL	4- 1	3- 0	9- 0				
15- 2	1- 2	0- 0	HOME	3- 0	3- 0	8- 0				
2- 7	1- 3	0- 3	AWAY	0- 1	0- 0	1- 0				
1- 0	0- 0	0- 0	NEUTRAL	1- 0	0- 0	0- 0				
10- 3	0- 1	0- 2	NON-CONFERENCE	2- 0	2- 0	6- 0				
9- 1	0- 1	0- 0	HOME	1- 0	2- 0	6- 0				
0- 2	0- 0	0- 2	AWAY	0- 0	0- 0	0- 0				
1- 0	0- 0	0- 0	NEUTRAL	1- 0	0- 0	0- 0				
8- 6	2- 4	0- 1	CONFERENCE	2- 1	1- 0	3- 0				
6- 1	1- 1	0- 0	HOME	2- 0	1- 0	2- 0				
2- 5	1- 3	0- 1	AWAY	0- 1	0- 0	1- 0				
0- 0	0- 0	0- 0	NEUTRAL	0- 0	0- 0	0- 0				

RPI 1-25				RPI 26-50				RPI 51-100 Team's RPI: 56				RPI 101+			
RPI	S	Opponent	Score	RPI	S	Opponent	Score	RPI	S	Opponent	Score	RPI	S	Opponent	Score
3	H	Notre Dame	78 63	33	A	Pittsburgh	66 81	67	H	LSU	76 71	106	H	Virginia	67 58
7	A	Louisville	55 68	47	A	Tulane	65 70	68	A	North Carolina St.	65 68	136	H	Tulsa	69 57
10	H	Arizona St.	61 65	50	A	Middle Tenn.	48 53	90	H	Georgia Tech	64 59	138	H	Wisconsin	66 54
12	H	North Carolina	65 66					93	N	UCLA	74 67	178	H	Clemson	79 42
13	A	Florida St.	60 80					100	H	Boston College	74 53	210	A	Virginia Tech	62 45
14	A	Duke	53 68									210	H	Virginia Tech	42 39
25	A	Syracuse	85 71									224	H	Jacksonville	65 36
												238	H	Oakland	66 53
												252	H	North Florida	81 53
												318	H	Illinois St.	95 44
												334	H	Florida A&M	83 47
												338	H	Coppin St.	70 54
LAST 12 Division I GAMES:															
12	H	North Carolina	65 66	33	A	Pittsburgh	66 81								
68	A	North Carolina St.	65 68	7	A	Louisville	55 68								
90	H	Georgia Tech	64 59	106	H	Virginia	67 58								
25	A	Syracuse	85 71	14	A	Duke	53 68								
13	A	Florida St.	60 80	178	H	Clemson	79 42								
210	H	Virginia Tech	42 39	210	A	Virginia Tech	62 45								

Non-Div I Games:

Miami (FL)

■ Loss, 
 ■ Non-Conf, S Site, 
 ■ Home 
 ■ Away 
 N Neutral

Average RPI Win:	238	WON-LOST	WINNING	LAST 10	STRENGTH OF	OPP. STRENGTH	TEAM	ADJ.	CONF.	ADJ CONF.
Average RPI Loss:	145	RECORD	PCT. RANK	GAMES	SCHEDULE	OF SCHEDULE	RPI	RPI	RPI	RPI
DIV. I ONLY	4- 20	324	2- 8	147	180	286	286	16	16	
DIV. I NON-CONF.	2- 8	295	0- 0	208	150	297	297	17	17	
TOTALS	RPI 1-25	RPI 26-50	W-L RECORDS	RPI 51-100	RPI 101-150	RPI 150+				
4- 20	0- 0	0- 1	OVERALL	0- 5	0- 6	4- 8				
1- 9	0- 0	0- 0	HOME	0- 3	0- 3	1- 3				
2- 8	0- 0	0- 0	AWAY	0- 1	0- 2	2- 5				
1- 3	0- 0	0- 1	NEUTRAL	0- 1	0- 1	1- 0				
2- 8	0- 0	0- 1	NON-CONFERENCE	0- 2	0- 2	2- 3				
1- 2	0- 0	0- 0	HOME	0- 0	0- 1	1- 1				
0- 3	0- 0	0- 0	AWAY	0- 1	0- 0	0- 2				
1- 3	0- 0	0- 1	NEUTRAL	0- 1	0- 1	1- 0				
2- 12	0- 0	0- 0	CONFERENCE	0- 3	0- 4	2- 5				
0- 7	0- 0	0- 0	HOME	0- 3	0- 2	0- 2				
2- 5	0- 0	0- 0	AWAY	0- 0	0- 2	2- 3				
0- 0	0- 0	0- 0	NEUTRAL	0- 0	0- 0	0- 0				

RPI S	Opponent	Score	RPI S	Opponent	Score	RPI S	Opponent	Score	RPI S	Opponent	Score	Team's RPI: 286
32 N	Mississippi St.	42 68	58 H	Ohio	45 67	114 A	Toledo	53 63				
			71 N	Drexel	54 71	119 A	Ball St.	41 72				
			75 H	Akron	47 65	119 H	Ball St.	55 72				
			89 H	Western Mich.	53 61	133 H	Central Mich.	54 60				
			94 A	Michigan St.	39 85	134 H	UT Martin	57 90				
						142 N	Old Dominion	63 69				
						161 A	Eastern Mich.	38 56				
						161 H	Eastern Mich.	51 54				
						162 A	Buffalo	78 68				
						162 H	Buffalo	51 71				
						199 H	Ill.-Chicago	69 72				
						238 A	Oakland	51 65				
						244 A	Evansville	41 51				
						248 N	Davidson	59 58				
						253 A	Northern Ill.	49 60				
						255 H	Valparaiso	82 59				
						288 A	Kent St.	69 53				
						294 A	Bowling Green	53 66				
LAST 12 Division I GAMES:												
162 A	Buffalo	78 68	119 H	Ball St.	55 72							
58 H	Ohio	45 67	294 A	Bowling Green	53 66							
288 A	Kent St.	69 53	161 A	Eastern Mich.	38 56							
161 H	Eastern Mich.	51 54	75 H	Akron	47 65							
253 A	Northern Ill.	49 60	133 H	Central Mich.	54 60							
89 H	Western Mich.	53 61	162 H	Buffalo	51 71							

Non-Div I Games: Cincinnati Christia75 53

Miami (OH)

## Michigan

Through Games Of Feb. 22, 2015

Average RPI Win:	140	WON-LOST	WINNING	LAST 10	STRENGTH OF	OPP. STRENGTH	TEAM	ADJ.	CONF.	ADJ CONF.
Average RPI Loss:	36	RECORD	PCT. RANK	GAMES	SCHEDULE	OF SCHEDULE	RPI	RPI	RPI	RPI
DIV. I ONLY	15- 12	143	3- 7	14	26	55	55	4	4	
DIV. I NON-CONF.	8- 3	71	0- 0	48	41	46	46	2	2	
TOTALS	RPI 1-25	RPI 26-50	W-L RECORDS	RPI 51-100	RPI 101-150	RPI 150+				
15- 12	0- 4	2- 7	OVERALL	5- 0	0- 1	8- 0				
11- 4	0- 2	1- 2	HOME	3- 0	0- 0	7- 0				
2- 8	0- 2	1- 5	AWAY	1- 0	0- 1	0- 0				
2- 0	0- 0	0- 0	NEUTRAL	1- 0	0- 0	1- 0				
8- 3	0- 2	0- 1	NON-CONFERENCE	2- 0	0- 0	6- 0				
6- 1	0- 1	0- 0	HOME	1- 0	0- 0	5- 0				
0- 2	0- 1	0- 1	AWAY	0- 0	0- 0	0- 0				
2- 0	0- 0	0- 0	NEUTRAL	1- 0	0- 0	1- 0				
7- 9	0- 2	2- 6	CONFERENCE	3- 0	0- 1	2- 0				
5- 3	0- 1	1- 2	HOME	2- 0	0- 0	2- 0				
2- 6	0- 1	1- 4	AWAY	1- 0	0- 1	0- 0				
0- 0	0- 0	0- 0	NEUTRAL	0- 0	0- 0	0- 0				

RPI 1-25				RPI 26-50				RPI 51-100				Team's RPI: 55	RPI 101+			
RPI	S	Opponent	Score	RPI	S	Opponent	Score	RPI	S	Opponent	Score		RPI	S	Opponent	Score
3	A	Notre Dame	50 70	33	A	Pittsburgh	64 85	63	N	Washington St.	76 64		138	A	Wisconsin	53 63
6	H	Maryland	65 91	34	A	Nebraska	60 75	85	H	Illinois	70 57		156	H	Bucknell	68 61
8	A	Iowa	70 76	35	A	Northwestern	73 66	89	H	Western Mich.	74 47		160	H	Indiana	68 52
18	H	Princeton	55 85	35	H	Northwestern	62 63	94	A	Michigan St.	72 59		161	H	Eastern Mich.	81 52
				36	A	Ohio St.	73 77	94	H	Michigan St.	74 65		201	H	Penn St.	89 53
				36	H	Ohio St.	100 94						205	H	Wake Forest	83 69
				37	A	Minnesota	88 91						222	N	San Diego St.	70 50
				41	A	Rutgers	68 81						237	H	Detroit	76 57
				41	H	Rutgers	50 57						256	H	Canisius	79 43
LAST 12 Division I GAMES:																
				37	A	Minnesota	88 91	34	A	Nebraska	60 75					
				160	H	Indiana	68 52	6	H	Maryland	65 91					
				35	H	Northwestern	62 63	85	H	Illinois	70 57					
				36	A	Ohio St.	73 77	8	A	Iowa	70 76					
				41	H	Rutgers	50 57	35	A	Northwestern	73 66					
				94	A	Michigan St.	72 59	36	H	Ohio St.	100 94					

Non-Div I Games:

Michigan

■ Loss, 
■ Non-Conf, S Site, 
■ Home 
■ Away 
N Neutral

Average RPI Win:	176	WON-LOST	WINNING	LAST 10	STRENGTH OF	OPP. STRENGTH	TEAM	ADJ.	CONF.	ADJ CONF.
Average RPI Loss:	39	RECORD	PCT. RANK	GAMES	SCHEDULE	OF SCHEDULE	RPI	RPI	RPI	RPI
DIV. I ONLY	13- 14	185	4- 6	26	34	94	94	4	4	
DIV. I NON-CONF.	8- 3	71	0- 0	109	67	73	73	2	2	
TOTALS	RPI 1-25	RPI 26-50	W-L RECORDS	RPI 51-100	RPI 101-150	RPI 150+				
13- 14	1- 5	1- 5	OVERALL	2- 3	1- 0	8- 1				
10- 6	0- 3	1- 2	HOME	2- 1	1- 0	6- 0				
2- 7	0- 1	0- 3	AWAY	0- 2	0- 0	2- 1				
1- 1	1- 1	0- 0	NEUTRAL	0- 0	0- 0	0- 0				
8- 3	1- 2	0- 0	NON-CONFERENCE	1- 1	0- 0	6- 0				
6- 1	0- 1	0- 0	HOME	1- 0	0- 0	5- 0				
1- 1	0- 0	0- 0	AWAY	0- 1	0- 0	1- 0				
1- 1	1- 1	0- 0	NEUTRAL	0- 0	0- 0	0- 0				
5- 11	0- 3	1- 5	CONFERENCE	1- 2	1- 0	2- 1				
4- 5	0- 2	1- 2	HOME	1- 1	1- 0	1- 0				
1- 6	0- 1	0- 3	AWAY	0- 1	0- 0	1- 1				
0- 0	0- 0	0- 0	NEUTRAL	0- 0	0- 0	0- 0				

RPI 1-25				RPI 26-50				RPI 51-100 Team's RPI: 94				RPI 101+			
RPI	S	Opponent	Score	RPI	S	Opponent	Score	RPI	S	Opponent	Score	RPI	S	Opponent	Score
2	N	Baylor	65 84	34	H	Nebraska	67 71	55	A	Michigan	65 74	138	H	Wisconsin	77 71
3	H	Notre Dame	63 71	35	A	Northwestern	70 77	55	H	Michigan	59 72	160	A	Indiana	51 70
6	A	Maryland	56 85	35	H	Northwestern	57 61	72	A	Georgia	60 69	160	H	Indiana	72 57
6	H	Maryland	69 75	36	A	Ohio St.	62 76	85	H	Illinois	63 56	161	H	Eastern Mich.	69 61
8	H	Iowa	50 52	37	A	Minnesota	79 86	90	H	Georgia Tech	79 73	201	A	Penn St.	74 67
25	N	Syracuse	89 76	41	H	Rutgers	60 50					234	H	IUPUI	64 45
LAST 12 Division I GAMES:															
				41	H	Rutgers	60 50	160	H	Indiana	72 57				
				6	H	Maryland	69 75	138	H	Wisconsin	77 71				
				201	A	Penn St.	74 67	6	A	Maryland	56 85				
				37	A	Minnesota	79 86	8	H	Iowa	50 52				
				55	H	Michigan	59 72	85	H	Illinois	63 56				
				36	A	Ohio St.	62 76	35	A	Northwestern	70 77				

Non-Div I Games:

Michigan St.

■ Loss, 
■ Non-Conf, 
■ S Site, 
■ H Home 
■ A Away 
N Neutral

Average RPI Win:	200	WON-LOST	WINNING	LAST 10	STRENGTH OF	OPP. STRENGTH	TEAM	ADJ.	CONF.	ADJ CONF.
Average RPI Loss:	49	RECORD	PCT. RANK	GAMES	SCHEDULE	OF SCHEDULE	RPI	RPI	RPI	RPI
DIV. I ONLY	18- 7	49	8- 2	107	102	50	50	17	17	
DIV. I NON-CONF.	6- 4	132	0- 0	86	16	67	67	18	18	
TOTALS	RPI 1-25	RPI 26-50	W-L RECORDS	RPI 51-100	RPI 101-150	RPI 150+				
18- 7	0- 2	0- 2	OVERALL	1- 3	5- 0	12- 0				
9- 2	0- 0	0- 1	HOME	1- 1	1- 0	7- 0				
9- 5	0- 2	0- 1	AWAY	0- 2	4- 0	5- 0				
0- 0	0- 0	0- 0	NEUTRAL	0- 0	0- 0	0- 0				
6- 4	0- 2	0- 1	NON-CONFERENCE	1- 1	1- 0	4- 0				
4- 1	0- 0	0- 1	HOME	1- 0	0- 0	3- 0				
2- 3	0- 2	0- 0	AWAY	0- 1	1- 0	1- 0				
0- 0	0- 0	0- 0	NEUTRAL	0- 0	0- 0	0- 0				
12- 3	0- 0	0- 1	CONFERENCE	0- 2	4- 0	8- 0				
5- 1	0- 0	0- 0	HOME	0- 1	1- 0	4- 0				
7- 2	0- 0	0- 1	AWAY	0- 1	3- 0	4- 0				
0- 0	0- 0	0- 0	NEUTRAL	0- 0	0- 0	0- 0				

RPI 1-25				RPI 26-50				Team's RPI: 50	RPI 51-100				RPI 101+			
RPI	S	Opponent	Score	RPI	S	Opponent	Score		RPI	S	Opponent	Score	RPI	S	Opponent	Score
10	A	Arizona St.	67 81	30	A	Western Ky.	60 63		56	H	Miami (FL)	53 48	102	A	Ole Miss	71 65
11	A	Kentucky	62 78	40	H	Arkansas	51 58		61	A	South Dakota St.	61 65	124	A	Marshall	74 48
									97	A	Southern Miss.	65 70	125	A	Louisiana Tech	68 44
									97	H	Southern Miss.	75 77	125	H	Louisiana Tech	82 59
													142	A	Old Dominion	65 48
													174	H	UTSA	73 53
													178	H	Clemson	69 28
													190	A	Charlotte	84 54
													192	H	Xavier	90 68
													208	A	UAB	76 68
													223	A	Fla. Atlantic	101 69
													246	H	UTEP	74 53
													261	H	Rice	79 61
													263	H	UCF	79 57
													321	H	North Texas	85 59
													335	A	Tennessee Tech	98 76
													337	A	FIU	75 60
LAST 12 Division I GAMES:																
30	A	Western Ky.	60 63	246	H	UTEP	74 53									
124	A	Marshall	74 48	174	H	UTSA	73 53									
321	H	North Texas	85 59	190	A	Charlotte	84 54									
261	H	Rice	79 61	142	A	Old Dominion	65 48									
125	A	Louisiana Tech	68 44	125	H	Louisiana Tech	82 59									
97	A	Southern Miss.	65 70	97	H	Southern Miss.	75 77									

Non-Div I Games:

Middle Tenn.



Average RPI Win:	271	WON-LOST	WINNING	LAST 10	STRENGTH OF	OPP. STRENGTH	TEAM	ADJ.	CONF.	ADJ CONF.
Average RPI Loss:	168	RECORD	PCT. RANK	GAMES	SCHEDULE	OF SCHEDULE	RPI	RPI	RPI	RPI
DIV. I ONLY	8- 16	266	3- 7	289	241	282	282	12	12	
DIV. I NON-CONF.	4- 8	234	0- 0	342	341	327	327	13	13	
TOTALS	RPI 1-25	RPI 26-50	W-L RECORDS	RPI 51-100	RPI 101-150	RPI 150+				
8- 16	0- 0	0- 2	OVERALL	0- 3	0- 3	8- 8				
5- 6	0- 0	0- 1	HOME	0- 2	0- 0	5- 3				
3- 10	0- 0	0- 1	AWAY	0- 1	0- 3	3- 5				
0- 0	0- 0	0- 0	NEUTRAL	0- 0	0- 0	0- 0				
4- 8	0- 0	0- 0	NON-CONFERENCE	0- 0	0- 2	4- 6				
2- 3	0- 0	0- 0	HOME	0- 0	0- 0	2- 3				
2- 5	0- 0	0- 0	AWAY	0- 0	0- 2	2- 3				
0- 0	0- 0	0- 0	NEUTRAL	0- 0	0- 0	0- 0				
4- 8	0- 0	0- 2	CONFERENCE	0- 3	0- 1	4- 2				
3- 3	0- 0	0- 1	HOME	0- 2	0- 0	3- 0				
1- 5	0- 0	0- 1	AWAY	0- 1	0- 1	1- 2				
0- 0	0- 0	0- 0	NEUTRAL	0- 0	0- 0	0- 0				

RPI S	Opponent	Score	RPI S	Opponent	Score	RPI S	Opponent	Score	RPI S	Opponent	Score	Team's RPI: 282
27	A Green Bay	37 63	27	H Green Bay	62 79	65	A Youngstown St.	64 87	108	A Cleveland St.	58 67	
						65	H Youngstown St.	73 79	109	A Missouri	55 68	
						92	H Wright St.	58 80	149	A North Dakota	76 83	
									160	H Indiana	56 82	
									199	H Ill.-Chicago	64 63	
									232	A Western Ill.	59 79	
									237	A Detroit	84 68	
									238	A Oakland	56 89	
									238	H Oakland	66 60	
									255	A Valparaiso	56 69	
									255	H Valparaiso	90 79	
									258	A Marquette	80 85	
									259	A North Dakota St.	77 73	
									292	H Omaha	61 64	
									294	H Bowling Green	50 60	
									296	H Eastern Ill.	72 63	
									309	A IPFW	72 78	
									339	A UMKC	72 60	
									345	H Chicago St.	69 47	
LAST 12 Division I GAMES:												
65	H Youngstown St.	73 79	199	H Ill.-Chicago	64 63							
27	H Green Bay	62 79	255	H Valparaiso	90 79							
255	A Valparaiso	56 69	27	A Green Bay	37 63							
238	H Oakland	66 60	92	H Wright St.	58 80							
65	A Youngstown St.	64 87	238	A Oakland	56 89							
108	A Cleveland St.	58 67	237	A Detroit	84 68							

Non-Div I Games:

Milwaukee

■ Loss, 
 ■ Non-Conf, 
 ■ S Site, 
 ■ H Home 
 ■ A Away 
 N Neutral

Average RPI Win:	133	WON-LOST	WINNING	LAST 10	STRENGTH OF	OPP. STRENGTH	TEAM	ADJ.	CONF.	ADJ CONF.
Average RPI Loss:	53	RECORD	PCT. RANK	GAMES	SCHEDULE	OF SCHEDULE	RPI	RPI	RPI	RPI
DIV. I ONLY	22- 6	28	6- 4	94	20	37	37	4	4	
DIV. I NON-CONF.	11- 1	11	0- 0	146	107	31	31	2	2	
TOTALS	RPI 1-25	RPI 26-50	W-L RECORDS	RPI 51-100	RPI 101-150	RPI 150+				
22- 6	1- 1	2- 3	OVERALL	5- 1	7- 1	7- 0				
13- 2	1- 1	1- 0	HOME	3- 0	4- 1	4- 0				
7- 3	0- 0	1- 2	AWAY	1- 1	3- 0	2- 0				
2- 1	0- 0	0- 1	NEUTRAL	1- 0	0- 0	1- 0				
11- 1	0- 0	0- 1	NON-CONFERENCE	3- 0	4- 0	4- 0				
6- 0	0- 0	0- 0	HOME	1- 0	3- 0	2- 0				
3- 0	0- 0	0- 0	AWAY	1- 0	1- 0	1- 0				
2- 1	0- 0	0- 1	NEUTRAL	1- 0	0- 0	1- 0				
11- 5	1- 1	2- 2	CONFERENCE	2- 1	3- 1	3- 0				
7- 2	1- 1	1- 0	HOME	2- 0	1- 1	2- 0				
4- 3	0- 0	1- 2	AWAY	0- 1	2- 0	1- 0				
0- 0	0- 0	0- 0	NEUTRAL	0- 0	0- 0	0- 0				

RPI 1-25				RPI 26-50				Team's RPI: 37				RPI 51-100				RPI 101+			
RPI	S	Opponent	Score	RPI	S	Opponent	Score	RPI	S	Opponent	Score	RPI	S	Opponent	Score	RPI	S	Opponent	Score
6	H	Maryland	73 77	34	H	Nebraska	72 69	55	H	Michigan	91 88	103	A	Purdue	81 68				
8	H	Iowa	93 80	35	A	Northwestern	49 70	68	A	North Carolina St.	60 55	103	H	Purdue	88 90				
				36	A	Ohio St.	76 72	85	A	Illinois	69 95	108	H	Cleveland St.	93 76				
				41	A	Rutgers	61 66	88	H	Liberty	74 60	122	H	Butler	88 86				
				49	N	Vanderbilt	54 71	90	N	Georgia Tech	72 69	133	H	Central Mich.	67 64				
								94	H	Michigan St.	86 79	138	A	Wisconsin	72 60				
												138	H	Wisconsin	93 82				
												149	A	North Dakota	68 55				
												158	A	Memphis	68 62				
												160	H	Indiana	65 61				
												201	A	Penn St.	85 77				
												201	H	Penn St.	75 64				
												250	H	Southern U.	107 62				
												270	N	Col. of Charleston	74 50				
												319	H	Southeastern La.	109 60				
LAST 12 Division I GAMES:																			
				55	H	Michigan	91 88	35	A	Northwestern	49 70								
				8	H	Iowa	93 80	201	H	Penn St.	75 64								
				201	A	Penn St.	85 77	41	A	Rutgers	61 66								
				138	H	Wisconsin	93 82	103	H	Purdue	88 90								
				94	H	Michigan St.	86 79	160	H	Indiana	65 61								
				85	A	Illinois	69 95	36	A	Ohio St.	76 72								

Non-Div I Games:

Minnesota

Average RPI Win:	160	WON-LOST	WINNING	LAST 10	STRENGTH OF	OPP. STRENGTH	TEAM	ADJ.	CONF.	ADJ CONF.
Average RPI Loss:	32	RECORD	PCT. RANK	GAMES	SCHEDULE	OF SCHEDULE	RPI	RPI	RPI	RPI
DIV. I ONLY	25- 4	16	7- 3	129	57	32	32	2	2	
DIV. I NON-CONF.	15- 0	1	0- 0	279	215	47	47	5	5	
TOTALS	RPI 1-25	RPI 26-50	W-L RECORDS	RPI 51-100	RPI 101-150	RPI 150+				
25- 4	1- 2	3- 1	OVERALL	4- 1	5- 0	12- 0				
16- 1	1- 0	3- 0	HOME	3- 1	2- 0	7- 0				
7- 3	0- 2	0- 1	AWAY	1- 0	3- 0	3- 0				
2- 0	0- 0	0- 0	NEUTRAL	0- 0	0- 0	2- 0				
15- 0	0- 0	1- 0	NON-CONFERENCE	3- 0	2- 0	9- 0				
10- 0	0- 0	1- 0	HOME	2- 0	1- 0	6- 0				
3- 0	0- 0	0- 0	AWAY	1- 0	1- 0	1- 0				
2- 0	0- 0	0- 0	NEUTRAL	0- 0	0- 0	2- 0				
10- 4	1- 2	2- 1	CONFERENCE	1- 1	3- 0	3- 0				
6- 1	1- 0	2- 0	HOME	1- 1	1- 0	1- 0				
4- 3	0- 2	0- 1	AWAY	0- 0	2- 0	2- 0				
0- 0	0- 0	0- 0	NEUTRAL	0- 0	0- 0	0- 0				

RPI 1-25				RPI 26-50				Team's RPI: 32				RPI 51-100				RPI 101+			
RPI	S	Opponent	Score	RPI	S	Opponent	Score	RPI	S	Opponent	Score	RPI	S	Opponent	Score	RPI	S	Opponent	Score
1	A	Tennessee	67 79	30	H	Western Ky.	88 77	53	H	Arkansas St.	93 83	102	A	Ole Miss	64 62				
11	A	Kentucky	90 92	40	H	Arkansas	72 57	64	H	West Virginia	74 61	109	A	Missouri	53 47				
19	H	Texas A&M	63 61	49	A	Vanderbilt	62 78	67	H	LSU	69 71	125	H	Louisiana Tech	81 77				
				49	H	Vanderbilt	69 44	72	H	Georgia	64 56	148	H	Florida	75 62				
								97	A	Southern Miss.	73 46	150	A	La.-Lafayette	66 51				
												154	A	Alabama	57 55				
												154	H	Alabama	66 50				
												164	A	Auburn	59 48				
												187	H	Mercer	97 66				
												199	N	Ill.-Chicago	73 36				
												207	H	La.-Monroe	80 46				
												259	H	North Dakota St.	109 58				
												286	N	Miami (OH)	68 42				
												319	H	Southeastern La.	97 36				
												333	A	New Orleans	85 45				
												340	H	Ark.-Pine Bluff	83 26				
												349	H	Mississippi Val.	104 41				
LAST 12 Division I GAMES:																			
154	A	Alabama	57 55	164	A	Auburn	59 48												
148	H	Florida	75 62	102	A	Ole Miss	64 62												
11	A	Kentucky	90 92	154	H	Alabama	66 50												
19	H	Texas A&M	63 61	67	H	LSU	69 71												
1	A	Tennessee	67 79	49	A	Vanderbilt	62 78												
49	H	Vanderbilt	69 44	40	H	Arkansas	72 57												

Non-Div I Games:

Mississippi St.

■ Loss, 
■ Non-Conf, S Site, 
■ Home 
■ Away 
N Neutral

Average RPI Win:	285	WON-LOST	WINNING	LAST 10	STRENGTH OF	OPP. STRENGTH	TEAM	ADJ.	CONF.	ADJ CONF.
Average RPI Loss:	224	RECORD	PCT. RANK	GAMES	SCHEDULE	OF SCHEDULE	RPI	RPI	RPI	RPI
DIV. I ONLY	1- 22	346	1- 9	314	342	349	349	33	33	
DIV. I NON-CONF.	0- 9	339	0- 0	108	86	315	315	31	31	
TOTALS	RPI 1-25	RPI 26-50	W-L RECORDS	RPI 51-100	RPI 101-150	RPI 150+				
1- 22	0- 0	0- 3	OVERALL	0- 1	0- 1	1- 17				
1- 6	0- 0	0- 0	HOME	0- 0	0- 0	1- 6				
0- 15	0- 0	0- 3	AWAY	0- 1	0- 1	0- 10				
0- 1	0- 0	0- 0	NEUTRAL	0- 0	0- 0	0- 1				
0- 9	0- 0	0- 3	NON-CONFERENCE	0- 1	0- 1	0- 4				
0- 0	0- 0	0- 0	HOME	0- 0	0- 0	0- 0				
0- 8	0- 0	0- 3	AWAY	0- 1	0- 1	0- 3				
0- 1	0- 0	0- 0	NEUTRAL	0- 0	0- 0	0- 1				
1- 13	0- 0	0- 0	CONFERENCE	0- 0	0- 0	1- 13				
1- 6	0- 0	0- 0	HOME	0- 0	0- 0	1- 6				
0- 7	0- 0	0- 0	AWAY	0- 0	0- 0	0- 7				
0- 0	0- 0	0- 0	NEUTRAL	0- 0	0- 0	0- 0				

RPI S	Opponent	Score	RPI S	Opponent	Score	RPI S	Opponent	Score	RPI S	Opponent	Score	Team's RPI: 349
32	A Mississippi St.	41 104	97	A Southern Miss.	51 69	102	A Ole Miss	38 91				
47	A Tulane	47 87				154	A Alabama	40 71				
49	A Vanderbilt	37 63				158	A Memphis	39 62				
						194	H Texas Southern	52 63				
						229	N George Mason	62 71				
						231	A Prairie View	50 69				
						231	H Prairie View	61 78				
						250	A Southern U.	51 70				
						250	H Southern U.	50 59				
						285	H Jackson St.	74 71				
						290	A Alabama St.	57 61				
						290	H Alabama St.	45 62				
						306	A Grambling	31 62				
						325	A Alcorn	47 52				
						325	H Alcorn	40 50				
						339	A UMKC	46 62				
						340	A Ark.-Pine Bluff	47 65				
						342	A Alabama A&M	51 71				
						342	H Alabama A&M	58 63				
LAST 12 Division I GAMES:												
231	A Prairie View	50 69	285	H Jackson St.	74 71							
250	H Southern U.	50 59	194	H Texas Southern	52 63							
325	H Alcorn	40 50	231	H Prairie View	61 78							
290	A Alabama St.	57 61	250	A Southern U.	51 70							
342	A Alabama A&M	51 71	325	A Alcorn	47 52							
306	A Grambling	31 62	290	H Alabama St.	45 62							

Non-Div I Games: Talladega 59 38 Philander Smith 71 65

Mississippi Val.

■ Loss, 
 ■ Non-Conf, 
 ■ S Site, 
 ■ Home 
 ■ A Away 
 N Neutral

Average RPI Win:	188	WON-LOST	WINNING	LAST 10	STRENGTH OF	OPP. STRENGTH	TEAM	ADJ.	CONF.	ADJ CONF.
Average RPI Loss:	76	RECORD	PCT. RANK	GAMES	SCHEDULE	OF SCHEDULE	RPI	RPI	RPI	RPI
DIV. I ONLY	15- 12	143	4- 6	75	64	109	109	2	2	
DIV. I NON-CONF.	10- 3	52	0- 0	275	263	136	136	5	5	
TOTALS	RPI 1-25	RPI 26-50	W-L RECORDS	RPI 51-100	RPI 101-150	RPI 150+				
15- 12	0- 4	1- 3	OVERALL	0- 2	5- 0	9- 3				
11- 5	0- 3	0- 1	HOME	0- 0	4- 0	7- 1				
3- 6	0- 1	1- 1	AWAY	0- 2	1- 0	1- 2				
1- 1	0- 0	0- 1	NEUTRAL	0- 0	0- 0	1- 0				
10- 3	0- 0	0- 1	NON-CONFERENCE	0- 0	2- 0	8- 2				
8- 1	0- 0	0- 0	HOME	0- 0	2- 0	6- 1				
1- 1	0- 0	0- 0	AWAY	0- 0	0- 0	1- 1				
1- 1	0- 0	0- 1	NEUTRAL	0- 0	0- 0	1- 0				
5- 9	0- 4	1- 2	CONFERENCE	0- 2	3- 0	1- 1				
3- 4	0- 3	0- 1	HOME	0- 0	2- 0	1- 0				
2- 5	0- 1	1- 1	AWAY	0- 2	1- 0	0- 1				
0- 0	0- 0	0- 0	NEUTRAL	0- 0	0- 0	0- 0				

RPI 1-25				RPI 26-50				RPI 51-100				RPI 101+ Team's RPI: 109			
RPI	S	Opponent	Score	RPI	S	Opponent	Score	RPI	S	Opponent	Score	RPI	S	Opponent	Score
1	A	Tennessee	53 63	28	N	California	70 82	67	A	LSU	65 74	102	H	Ole Miss	72 58
4	H	South Carolina	49 60	32	H	Mississippi St.	47 53	72	A	Georgia	48 69	126	H	Colorado	53 50
11	H	Kentucky	69 83	40	A	Arkansas	55 73					134	H	UT Martin	74 65
19	H	Texas A&M	48 55	49	A	Vanderbilt	54 51					148	A	Florida	68 52
												148	H	Florida	66 47
												154	A	Alabama	64 67
												155	H	Saint Louis	74 55
												164	H	Auburn	59 49
												171	H	Missouri St.	52 57
												205	A	Wake Forest	79 64
												217	N	UNLV	79 60
												232	H	Western Ill.	89 52
												253	H	Northern Ill.	47 44
												282	H	Milwaukee	68 55
												303	H	Southeast Mo. St.	88 42
												308	H	Loyola Chicago	56 45
												312	A	Bradley	64 76
LAST 12 Division I GAMES:															
				49	A	Vanderbilt	54 51	148	A	Florida	68 52				
				102	H	Ole Miss	72 58	11	H	Kentucky	69 83				
				154	A	Alabama	64 67	40	A	Arkansas	55 73				
				164	H	Auburn	59 49	4	H	South Carolina	49 60				
				19	H	Texas A&M	48 55	148	H	Florida	66 47				
				67	A	LSU	65 74	72	A	Georgia	48 69				

Non-Div I Games:

Missouri

■ Loss, 
 ■ Non-Conf, S Site, 
 ■ Home 
 ■ Away 
 N Neutral

Average RPI Win:	234	WON-LOST	WINNING	LAST 10	STRENGTH OF	OPP. STRENGTH	TEAM	ADJ.	CONF.	ADJ CONF.
Average RPI Loss:	95	RECORD	PCT. RANK	GAMES	SCHEDULE	OF SCHEDULE	RPI	RPI	RPI	RPI
DIV. I ONLY	12- 13	190	7- 3	170	119	171	171	19	19	
DIV. I NON-CONF.	3- 8	263	0- 0	59	40	185	185	16	16	
TOTALS	RPI 1-25	RPI 26-50	W-L RECORDS	RPI 51-100	RPI 101-150	RPI 150+				
12- 13	0- 0	0- 3	OVERALL	0- 5	3- 2	9- 3				
7- 4	0- 0	0- 1	HOME	0- 2	1- 0	6- 1				
5- 8	0- 0	0- 2	AWAY	0- 2	2- 2	3- 2				
0- 1	0- 0	0- 0	NEUTRAL	0- 1	0- 0	0- 0				
3- 8	0- 0	0- 3	NON-CONFERENCE	0- 2	1- 1	2- 2				
2- 2	0- 0	0- 1	HOME	0- 1	0- 0	2- 0				
1- 5	0- 0	0- 2	AWAY	0- 0	1- 1	0- 2				
0- 1	0- 0	0- 0	NEUTRAL	0- 1	0- 0	0- 0				
9- 5	0- 0	0- 0	CONFERENCE	0- 3	2- 1	7- 1				
5- 2	0- 0	0- 0	HOME	0- 1	1- 0	4- 1				
4- 3	0- 0	0- 0	AWAY	0- 2	1- 1	3- 0				
0- 0	0- 0	0- 0	NEUTRAL	0- 0	0- 0	0- 0				

RPI S	Opponent	Score	RPI S	Opponent	Score	RPI S	Opponent	Score	RPI S	Opponent	Score	Team's RPI: 171
38	A UALR	48 61	53	H Arkansas St.	62 78	109	A Missouri	57 52				
40	H Arkansas	50 59	54	A Wichita St.	50 69	111	A UNI	56 64				
48	A Oklahoma St.	36 77	54	H Wichita St.	59 71	126	A Colorado	59 87				
			69	N TCU	68 82	130	A Southern Ill.	73 57				
			70	A Drake	89 94	130	H Southern Ill.	61 57				
						153	H Indiana St.	74 66				
						158	A Memphis	63 79				
						168	A Oral Roberts	57 70				
						177	H SIUE	75 69				
						234	H IUPUI	68 58				
						244	H Evansville	56 65				
						308	A Loyola Chicago	87 57				
						308	H Loyola Chicago	83 64				
						312	A Bradley	78 64				
						312	H Bradley	69 61				
						318	A Illinois St.	90 78				
						318	H Illinois St.	58 35				
LAST 12 Division I GAMES:												
318	A Illinois St.	90 78	70	A Drake	89 94							
130	A Southern Ill.	73 57	318	H Illinois St.	58 35							
308	H Loyola Chicago	83 64	130	H Southern Ill.	61 57							
312	H Bradley	69 61	312	A Bradley	78 64							
54	A Wichita St.	50 69	308	A Loyola Chicago	87 57							
111	A UNI	56 64	54	H Wichita St.	59 71							

Non-Div I Games:

Missouri St.

Average RPI Win:	281	WON-LOST	WINNING	LAST 10	STRENGTH OF	OPP. STRENGTH	TEAM	ADJ.	CONF.	ADJ CONF.
Average RPI Loss:	172	RECORD	PCT. RANK	GAMES	SCHEDULE	OF SCHEDULE	RPI	RPI	RPI	RPI
DIV. I ONLY	11- 16	233	4- 6	282	287	251	251	24	24	
DIV. I NON-CONF.	4- 5	188	0- 0	246	339	231	231	23	23	
TOTALS	RPI 1-25	RPI 26-50	W-L RECORDS	RPI 51-100	RPI 101-150	RPI 150+				
11- 16	0- 1	0- 1	OVERALL	0- 0	0- 4	11- 10				
5- 7	0- 1	0- 0	HOME	0- 0	0- 2	5- 4				
6- 9	0- 0	0- 1	AWAY	0- 0	0- 2	6- 6				
0- 0	0- 0	0- 0	NEUTRAL	0- 0	0- 0	0- 0				
4- 5	0- 1	0- 0	NON-CONFERENCE	0- 0	0- 2	4- 2				
2- 2	0- 1	0- 0	HOME	0- 0	0- 1	2- 0				
2- 3	0- 0	0- 0	AWAY	0- 0	0- 1	2- 2				
0- 0	0- 0	0- 0	NEUTRAL	0- 0	0- 0	0- 0				
7- 11	0- 0	0- 1	CONFERENCE	0- 0	0- 2	7- 8				
3- 5	0- 0	0- 0	HOME	0- 0	0- 1	3- 4				
4- 6	0- 0	0- 1	AWAY	0- 0	0- 1	4- 4				
0- 0	0- 0	0- 0	NEUTRAL	0- 0	0- 0	0- 0				

RPI S	Opponent	Score	RPI S	Opponent	Score	RPI S	Opponent	Score	RPI S	Opponent	Score	Team's RPI: 251
18	H Princeton	53 84	31	A Quinnipiac	53 94				110	H Lehigh	70 82	
									116	A Yale	58 62	
									117	A Marist	65 75	
									117	H Marist	60 63	
									175	A Siena	58 65	
									175	H Siena	52 54	
									179	A Iona	58 71	
									179	H Iona	75 74	
									183	A Fairfield	52 54	
									183	H Fairfield	59 33	
									192	A Xavier	45 61	
									228	A Niagara	81 69	
									228	H Niagara	45 59	
									256	A Canisius	49 62	
									256	H Canisius	58 75	
									269	A Rider	66 62	
									269	H Rider	55 65	
									281	H Colgate	82 62	
									311	A LIU Brooklyn	78 57	
									317	H Fairleigh Dickinson	71 66	
									323	A Manhattan	73 69	
									328	A UMES	73 86	
									330	A Wagner	82 59	
									336	A Saint Peter's	67 52	
									336	H Saint Peter's	64 56	
LAST 12 Division I GAMES:												
256	A Canisius	49 62	183	A Fairfield	52 54							
228	A Niagara	81 69	256	H Canisius	58 75							
336	H Saint Peter's	64 56	183	H Fairfield	59 33							
269	H Rider	55 65	175	H Siena	52 54							
175	A Siena	58 65	228	H Niagara	45 59							
336	A Saint Peter's	67 52	323	A Manhattan	73 69							

Non-Div I Games:

Monmouth

■ Loss, 
 ■ Non-Conf, 
 S Site, 
 ■ Home 
 ■ Away 
 N Neutral

Montana

Through Games Of Feb. 22, 2015

Average RPI Win:	237	WON-LOST	WINNING	LAST 10	STRENGTH OF	OPP. STRENGTH	TEAM	ADJ.	CONF.	ADJ CONF.
Average RPI Loss:	135	RECORD	PCT. RANK	GAMES	SCHEDULE	OF SCHEDULE	RPI	RPI	RPI	RPI
DIV. I ONLY	17- 7	55	8- 2	240	234	105	105	21	21	
DIV. I NON-CONF.	5- 4	139	0- 0	273	197	190	190	21	21	
TOTALS	RPI 1-25	RPI 26-50	W-L RECORDS	RPI 51-100	RPI 101-150	RPI 150+				
17- 7	0- 1	0- 1	OVERALL	0- 0	2- 2	15- 3				
8- 2	0- 0	0- 0	HOME	0- 0	2- 0	6- 2				
8- 3	0- 0	0- 1	AWAY	0- 0	0- 2	8- 0				
1- 2	0- 1	0- 0	NEUTRAL	0- 0	0- 0	1- 1				
5- 4	0- 1	0- 1	NON-CONFERENCE	0- 0	0- 0	5- 2				
2- 1	0- 0	0- 0	HOME	0- 0	0- 0	2- 1				
2- 1	0- 0	0- 1	AWAY	0- 0	0- 0	2- 0				
1- 2	0- 1	0- 0	NEUTRAL	0- 0	0- 0	1- 1				
12- 3	0- 0	0- 0	CONFERENCE	0- 0	2- 2	10- 1				
6- 1	0- 0	0- 0	HOME	0- 0	2- 0	4- 1				
6- 2	0- 0	0- 0	AWAY	0- 0	0- 2	6- 0				
0- 0	0- 0	0- 0	NEUTRAL	0- 0	0- 0	0- 0				

RPI 1-25			RPI 26-50			RPI 51-100			RPI 101+ Team's RPI: 105		
RPI	S	Opponent	Score	RPI	S	Opponent	Score	RPI	S	Opponent	Score
18	N	Princeton	55 80	44	A	Pacific	50 62	128	H	Sacramento St.	94 86
								137	A	Eastern Wash.	64 65
								149	A	North Dakota	52 59
								149	H	North Dakota	66 51
								182	A	Northern Colo.	64 58
								182	H	Northern Colo.	51 52
								189	A	Idaho	87 74
								190	N	Charlotte	67 58
								196	H	Montana St.	62 48
								205	N	Wake Forest	60 73
								213	H	Wyoming	54 60
								240	A	Southern Utah	59 37
								241	A	Idaho St.	69 51
								241	H	Idaho St.	77 65
								249	A	Weber St.	64 60
								249	H	Weber St.	53 43
								265	H	Austin Peay	83 62
								274	A	Northern Ariz.	69 42
								289	A	Portland	69 55
								304	H	Portland St.	72 31
								324	A	Seattle	70 64
								326	H	Utah Valley	68 44
LAST 12 Division I GAMES:											
249	A	Weber St.	64 60	128	H	Sacramento St.	94 86				
241	A	Idaho St.	69 51	304	H	Portland St.	72 31				
182	H	Northern Colo.	51 52	240	A	Southern Utah	59 37				
149	H	North Dakota	66 51	274	A	Northern Ariz.	69 42				
189	A	Idaho	87 74	196	H	Montana St.	62 48				
137	A	Eastern Wash.	64 65	241	H	Idaho St.	77 65				

Non-Div I Games: Montana Western 55 44 Carroll (MT) 64 34

Montana

Loss, Non-Conf, S Site, H Home A Away N Neutral



Average RPI Win:	226	WON-LOST	WINNING	LAST 10	STRENGTH OF	OPP. STRENGTH	TEAM	ADJ.	CONF.	ADJ CONF.
Average RPI Loss:	155	RECORD	PCT. RANK	GAMES	SCHEDULE	OF SCHEDULE	RPI	RPI	RPI	RPI
DIV. I ONLY	10- 14	222	5- 5	144	257	196	196	21	21	
DIV. I NON-CONF.	4- 5	188	0- 0	64	266	123	123	21	21	
TOTALS	RPI 1-25	RPI 26-50	W-L RECORDS	RPI 51-100	RPI 101-150	RPI 150+				
10- 14	0- 0	0- 1	OVERALL	0- 2	2- 5	8- 6				
6- 3	0- 0	0- 1	HOME	0- 0	2- 0	4- 2				
3- 11	0- 0	0- 0	AWAY	0- 2	0- 5	3- 4				
1- 0	0- 0	0- 0	NEUTRAL	0- 0	0- 0	1- 0				
4- 5	0- 0	0- 1	NON-CONFERENCE	0- 2	0- 2	4- 0				
2- 1	0- 0	0- 1	HOME	0- 0	0- 0	2- 0				
1- 4	0- 0	0- 0	AWAY	0- 2	0- 2	1- 0				
1- 0	0- 0	0- 0	NEUTRAL	0- 0	0- 0	1- 0				
6- 9	0- 0	0- 0	CONFERENCE	0- 0	2- 3	4- 6				
4- 2	0- 0	0- 0	HOME	0- 0	2- 0	2- 2				
2- 7	0- 0	0- 0	AWAY	0- 0	0- 3	2- 4				
0- 0	0- 0	0- 0	NEUTRAL	0- 0	0- 0	0- 0				

RPI S	Opponent	Score	RPI S	Opponent	Score	RPI S	Opponent	Score	RPI S	Opponent	Score	Team's RPI: 196
42	H Gonzaga	60 89	59	A San Diego	64 79	105	A Montana	48 62	107	A CSUN	66 78	
			63	A Washington St.	61 82	128	H Sacramento St.	91 64	137	A Eastern Wash.	58 72	
						144	A Boise St.	60 75	149	A North Dakota	74 82	
						149	H North Dakota	80 62	182	A Northern Colo.	61 80	
						182	H Northern Colo.	63 84	189	A Idaho	76 65	
						213	H Wyoming	79 52	221	A Cal St. Fullerton	63 47	
						234	N IUPUI	80 74	240	A Southern Utah	69 74	
						241	A Idaho St.	74 87	241	H Idaho St.	62 65	
						249	A Weber St.	60 49	249	H Weber St.	62 54	
						274	A Northern Ariz.	64 79	304	H Portland St.	63 46	
						324	H Seattle	74 61				
LAST 12 Division I GAMES:												
241	A Idaho St.	74 87	304	H Portland St.	63 46							
249	A Weber St.	60 49	128	H Sacramento St.	91 64							
149	H North Dakota	80 62	274	A Northern Ariz.	64 79							
182	H Northern Colo.	63 84	240	A Southern Utah	69 74							
137	A Eastern Wash.	58 72	105	A Montana	48 62							
189	A Idaho	76 65	249	H Weber St.	62 54							

Non-Div I Games: Mont. St. Billings 76 57 Great Falls 87 71

Montana St.

Loss, Non-Conf, S Site, H Home A Away N Neutral

Average RPI Win:	269	WON-LOST	WINNING	LAST 10	STRENGTH OF	OPP. STRENGTH	TEAM	ADJ.	CONF.	ADJ CONF.
Average RPI Loss:	152	RECORD	PCT. RANK	GAMES	SCHEDULE	OF SCHEDULE	RPI	RPI	RPI	RPI
DIV. I ONLY	10- 15	235	5- 4	197	269	230	230	26	26	
DIV. I NON-CONF.	3- 9	281	0- 0	89	182	211	211	26	26	
TOTALS	RPI 1-25	RPI 26-50	W-L RECORDS	RPI 51-100	RPI 101-150	RPI 150+				
10- 15	0- 1	0- 0	OVERALL	0- 2	0- 4	10- 8				
5- 6	0- 0	0- 0	HOME	0- 0	0- 3	5- 3				
5- 9	0- 1	0- 0	AWAY	0- 2	0- 1	5- 4				
0- 0	0- 0	0- 0	NEUTRAL	0- 0	0- 0	0- 0				
3- 9	0- 1	0- 0	NON-CONFERENCE	0- 2	0- 3	3- 3				
1- 4	0- 0	0- 0	HOME	0- 0	0- 3	1- 1				
2- 5	0- 1	0- 0	AWAY	0- 2	0- 0	2- 2				
0- 0	0- 0	0- 0	NEUTRAL	0- 0	0- 0	0- 0				
7- 6	0- 0	0- 0	CONFERENCE	0- 0	0- 1	7- 5				
4- 2	0- 0	0- 0	HOME	0- 0	0- 0	4- 2				
3- 4	0- 0	0- 0	AWAY	0- 0	0- 1	3- 3				
0- 0	0- 0	0- 0	NEUTRAL	0- 0	0- 0	0- 0				

RPI 1-25				RPI 26-50				RPI 51-100				RPI 101+ Team's RPI: 230			
RPI	S	Opponent	Score	RPI	S	Opponent	Score	RPI	S	Opponent	Score	RPI	S	Opponent	Score
11	A	Kentucky	62 91					58	A	Ohio	67 87	108	H	Cleveland St.	72 80
								75	A	Akron	61 89	115	H	East Tenn. St.	77 86
												130	H	Southern Ill.	66 75
												134	A	UT Martin	70 99
												160	A	Indiana	57 98
												166	A	Belmont	56 57
												166	H	Belmont	66 55
												177	H	SIUE	61 62
												200	H	Tennessee St.	74 81
												211	A	Jacksonville St.	64 72
												215	A	USC Upstate	69 75
												229	A	George Mason	79 70
												233	H	Georgia St.	74 72
												257	H	Lipscomb	59 61
												265	A	Austin Peay	82 72
												267	A	Norfolk St.	83 66
												268	A	Eastern Ky.	64 70
												268	H	Eastern Ky.	76 58
												296	H	Eastern Ill.	67 62
												303	A	Southeast Mo. St.	64 59
												329	H	Murray St.	64 63
												335	A	Tennessee Tech	64 54
LAST 12 Division I GAMES:															
268	A	Eastern Ky.	64 70	211	A	Jacksonville St.	64 72								
166	A	Belmont	56 57	265	A	Austin Peay	82 72								
200	H	Tennessee St.	74 81	296	H	Eastern Ill.	67 62								
166	H	Belmont	66 55	177	H	SIUE	61 62								
268	H	Eastern Ky.	76 58	134	A	UT Martin	70 99								
335	A	Tennessee Tech	64 54	303	A	Southeast Mo. St.	64 59								

Non-Div I Games: Brescia 98 68

Morehead St.

■ Loss, 
 ■ Non-Conf, 
 ■ S Site, 
 ■ Home 
 ■ A Away 
 N Neutral

Average RPI Win:	320	WON-LOST	WINNING	LAST 10	STRENGTH OF	OPP. STRENGTH	TEAM	ADJ.	CONF.	ADJ CONF.
Average RPI Loss:	178	RECORD	PCT. RANK	GAMES	SCHEDULE	OF SCHEDULE	RPI	RPI	RPI	RPI
DIV. I ONLY	7- 17	282	4- 6	310	310	297	297	31	31	
DIV. I NON-CONF.	1- 10	329	0- 1	151	216	293	293	29	29	
TOTALS	RPI 1-25	RPI 26-50	W-L RECORDS	RPI 51-100	RPI 101-150	RPI 150+				
7- 17	0- 0	0- 2	OVERALL	0- 4	0- 1	7- 10				
3- 6	0- 0	0- 0	HOME	0- 1	0- 0	3- 5				
4- 10	0- 0	0- 1	AWAY	0- 3	0- 1	4- 4				
0- 1	0- 0	0- 0	NEUTRAL	0- 0	0- 0	0- 1				
1- 10	0- 0	0- 2	NON-CONFERENCE	0- 2	0- 1	1- 5				
0- 2	0- 0	0- 0	HOME	0- 0	0- 0	0- 2				
1- 7	0- 0	0- 2	AWAY	0- 2	0- 1	1- 2				
0- 1	0- 0	0- 0	NEUTRAL	0- 0	0- 0	0- 1				
6- 7	0- 0	0- 0	CONFERENCE	0- 2	0- 0	6- 5				
3- 4	0- 0	0- 0	HOME	0- 1	0- 0	3- 3				
3- 3	0- 0	0- 0	AWAY	0- 1	0- 0	3- 2				
0- 0	0- 0	0- 0	NEUTRAL	0- 0	0- 0	0- 0				

RPI S	Opponent	Score	RPI S	Opponent	Score	RPI S	Opponent	Score	RPI S	Opponent	Score	Team's RPI: 297
26	A Chattanooga	40 55	72	A Georgia	36 68	113	A Texas Tech	57 65				
48	A Oklahoma St.	43 73	90	A Georgia Tech	76 105	156	A Bucknell	50 79				
			98	A Hampton	43 63	169	H Stony Brook	48 50				
			98	H Hampton	44 78	180	H Savannah St.	58 72				
						226	H Brown	52 59				
						260	H Bethune-Cookman	48 55				
						267	A Norfolk St.	63 68				
						267	H Norfolk St.	56 64				
						272	A UMBC	54 46				
						279	H South Carolina St.	54 46				
						298	A NJIT	49 52				
						328	H UMES	72 62				
						331	A N.C. Central	47 63				
						334	H Florida A&M	57 50				
						335	N Tennessee Tech	56 62				
						338	A Coppin St.	62 53				
						344	A Howard	77 64				
						347	A Delaware St.	64 56				
LAST 12 Division I GAMES:												
331	A N.C. Central	47 63	338	A Coppin St.	62 53							
98	H Hampton	44 78	344	A Howard	77 64							
267	H Norfolk St.	56 64	260	H Bethune-Cookman	48 55							
298	A NJIT	49 52	334	H Florida A&M	57 50							
279	H South Carolina St.	54 46	328	H UMES	72 62							
180	H Savannah St.	58 72	347	A Delaware St.	64 56							

Non-Div I Games: Wesley 90 50 Washington Adventis66 44

Morgan St.

Average RPI Win:	299	WON-LOST	WINNING	LAST 10	STRENGTH OF	OPP. STRENGTH	TEAM	ADJ.	CONF.	ADJ CONF.
Average RPI Loss:	193	RECORD	PCT. RANK	GAMES	SCHEDULE	OF SCHEDULE	RPI	RPI	RPI	RPI
DIV. I ONLY	7- 19	291	1- 6	296	324	310	310	29	29	
DIV. I NON-CONF.	2- 9	297	0- 3	292	290	329	329	28	28	
TOTALS	RPI 1-25	RPI 26-50	W-L RECORDS	RPI 51-100	RPI 101-150	RPI 150+				
7- 19	0- 1	0- 0	OVERALL	0- 2	0- 2	7- 14				
5- 5	0- 0	0- 0	HOME	0- 0	0- 1	5- 4				
2- 14	0- 0	0- 0	AWAY	0- 1	0- 0	2- 1				
0- 0	0- 0	0- 0	NEUTRAL	0- 0	0- 0	0- 0				
2- 9	0- 1	0- 0	NON-CONFERENCE	0- 2	0- 0	2- 6				
2- 1	0- 0	0- 0	HOME	0- 0	0- 0	2- 1				
0- 8	0- 1	0- 0	AWAY	0- 2	0- 0	0- 5				
0- 0	0- 0	0- 0	NEUTRAL	0- 0	0- 0	0- 0				
5- 10	0- 0	0- 0	CONFERENCE	0- 0	0- 2	5- 8				
3- 4	0- 0	0- 0	HOME	0- 0	0- 1	3- 3				
2- 6	0- 0	0- 0	AWAY	0- 0	0- 1	2- 5				
0- 0	0- 0	0- 0	NEUTRAL	0- 0	0- 0	0- 0				

RPI 1-25				RPI 26-50				RPI 51-100				RPI 101+ Team's RPI: 310			
RPI	S	Opponent	Score	RPI	S	Opponent	Score	RPI	S	Opponent	Score	RPI	S	Opponent	Score
6	A	Maryland	45 109					68	A	North Carolina St.	60 85	132	A	Bryant	72 74
								77	A	Fordham	37 61	132	H	Bryant	53 55
												152	A	Central Conn. St.	49 60
												152	H	Central Conn. St.	54 50
												156	H	Bucknell	49 74
												163	A	Robert Morris	44 66
												163	H	Robert Morris	44 68
												198	A	Sacred Heart	64 71
												198	H	Sacred Heart	60 66
												214	A	Campbell	42 60
												228	A	Niagara	60 78
												248	A	Davidson	62 67
												278	A	Loyola Maryland	49 56
												295	A	St. Francis Brooklyn	46 52
												295	H	St. Francis Brooklyn	56 48
												311	A	LIU Brooklyn	76 69
												317	A	Fairleigh Dickinson	56 78
												317	H	Fairleigh Dickinson	52 54
												322	H	Saint Francis (PA)	74 64
												328	A	UMES	43 58
												330	A	Wagner	60 58
												338	H	Coppin St.	81 65
												347	H	Delaware St.	73 64
LAST 12 Division I GAMES:															
152	A	Central Conn. St.	49 60	198	H	Sacred Heart	60 66								
152	H	Central Conn. St.	54 50	132	H	Bryant	53 55								
156	H	Bucknell	49 74	132	A	Bryant	72 74								
77	A	Fordham	37 61	295	A	St. Francis Brooklyn	46 52								
68	A	North Carolina St.	60 85	198	A	Sacred Heart	64 71								
317	H	Fairleigh Dickinson	52 54	163	H	Robert Morris	44 68								

Non-Div I Games:

Mt. St. Mary's

■ Loss, 
 ■ Non-Conf, S Site, 
 ■ Home 
 ■ Away 
 N Neutral

Average RPI Win:	276	WON-LOST	WINNING	LAST 10	STRENGTH OF	OPP. STRENGTH	TEAM	ADJ.	CONF.	ADJ CONF.
Average RPI Loss:	197	RECORD	PCT. RANK	GAMES	SCHEDULE	OF SCHEDULE	RPI	RPI	RPI	RPI
DIV. I ONLY	6- 20	302	3- 6	288	306	329	329	26	26	
DIV. I NON-CONF.	3- 8	263	0- 1	184	275	290	290	26	26	
TOTALS	RPI 1-25	RPI 26-50	W-L RECORDS	RPI 51-100	RPI 101-150	RPI 150+				
6- 20	0- 0	0- 0	OVERALL	0- 3	0- 4	6- 13				
5- 8	0- 0	0- 0	HOME	0- 1	0- 1	5- 6				
1- 11	0- 0	0- 0	AWAY	0- 2	0- 3	1- 6				
0- 1	0- 0	0- 0	NEUTRAL	0- 0	0- 0	0- 1				
3- 8	0- 0	0- 0	NON-CONFERENCE	0- 3	0- 3	3- 2				
3- 2	0- 0	0- 0	HOME	0- 1	0- 0	3- 1				
0- 5	0- 0	0- 0	AWAY	0- 2	0- 3	0- 0				
0- 1	0- 0	0- 0	NEUTRAL	0- 0	0- 0	0- 1				
3- 12	0- 0	0- 0	CONFERENCE	0- 0	0- 1	3- 11				
2- 6	0- 0	0- 0	HOME	0- 0	0- 1	2- 5				
1- 6	0- 0	0- 0	AWAY	0- 0	0- 0	1- 6				
0- 0	0- 0	0- 0	NEUTRAL	0- 0	0- 0	0- 0				

RPI S	Opponent	Score	RPI S	Opponent	Score	RPI S	Opponent	Score	RPI S	Opponent	Score	Team's RPI: 329
58	H Ohio	60	111	119	A Ball St.	59	85	130	A Southern Ill.	63	78	
85	A Illinois	44	64	134	H UT Martin	85	95	139	A Kennesaw St.	60	65	
92	A Wright St.	68	75	166	H Belmont	68	79	177	A SIUE	52	78	
				177	H SIUE	69	78	200	H Tennessee St.	72	76	
				211	A Jacksonville St.	73	78	224	H Jacksonville	80	62	
				230	A Morehead St.	63	64	244	H Evansville	83	93	
				257	H Lipscomb	74	71	265	A Austin Peay	98	84	
				265	H Austin Peay	72	67	268	H Eastern Ky.	59	64	
				285	N Jackson St.	81	90	296	A Eastern Ill.	59	75	
				296	H Eastern Ill.	67	81	296	H Eastern Ill.	67	81	
				303	A Southeast Mo. St.	66	88	303	A Southeast Mo. St.	66	88	
				303	H Southeast Mo. St.	86	81	303	H Southeast Mo. St.	86	81	
				335	A Tennessee Tech	69	74	335	A Tennessee Tech	69	74	
				342	H Alabama A&M	102	81	342	H Alabama A&M	102	81	
LAST 12 Division I GAMES:												
285	N Jackson St.	81	90	303	H Southeast Mo. St.	86	81	303	H Southeast Mo. St.	86	81	
265	H Austin Peay	72	67	134	H UT Martin	85	95	335	A Tennessee Tech	69	74	
296	H Eastern Ill.	67	81	296	A Eastern Ill.	59	75	342	H Alabama A&M	102	81	
303	A Southeast Mo. St.	66	88	177	A SIUE	52	78					
177	H SIUE	69	78	268	H Eastern Ky.	59	64					
265	A Austin Peay	98	84	166	H Belmont	68	79					

Non-Div I Games: Brescia 118 50 Blackburn 110 31

Murray St.

Average RPI Win:	285	WON-LOST	WINNING	LAST 10	STRENGTH OF	OPP. STRENGTH	TEAM	ADJ.	CONF.	ADJ CONF.
Average RPI Loss:	146	RECORD	PCT. RANK	GAMES	SCHEDULE	OF SCHEDULE	RPI	RPI	RPI	RPI
DIV. I ONLY	13- 10	133	7- 3	315	289	202	202	31	31	
DIV. I NON-CONF.	5- 6	177	0- 1	215	123	178	178	29	29	
TOTALS	RPI 1-25	RPI 26-50	W-L RECORDS	RPI 51-100	RPI 101-150	RPI 150+				
13- 10	0- 1	0- 1	OVERALL	0- 2	0- 1	13- 5				
6- 2	0- 0	0- 0	HOME	0- 0	0- 0	6- 2				
5- 8	0- 1	0- 1	AWAY	0- 2	0- 1	5- 3				
2- 0	0- 0	0- 0	NEUTRAL	0- 0	0- 0	2- 0				
5- 6	0- 1	0- 1	NON-CONFERENCE	0- 1	0- 1	5- 2				
2- 1	0- 0	0- 0	HOME	0- 0	0- 0	2- 1				
1- 5	0- 1	0- 1	AWAY	0- 1	0- 1	1- 1				
2- 0	0- 0	0- 0	NEUTRAL	0- 0	0- 0	2- 0				
8- 4	0- 0	0- 0	CONFERENCE	0- 1	0- 0	8- 3				
4- 1	0- 0	0- 0	HOME	0- 0	0- 0	4- 1				
4- 3	0- 0	0- 0	AWAY	0- 1	0- 0	4- 2				
0- 0	0- 0	0- 0	NEUTRAL	0- 0	0- 0	0- 0				

RPI 1-25				RPI 26-50				RPI 51-100				RPI 101+ Team's RPI: 202			
RPI	S	Opponent	Score	RPI	S	Opponent	Score	RPI	S	Opponent	Score	RPI	S	Opponent	Score
14	A	Duke	36 87	26	A	Chattanooga	43 58	97	A	Southern Miss.	48 72	127	A	VCU	51 60
								98	A	Hampton	48 54	157	A	Appalachian St.	70 72
												168	N	Oral Roberts	47 38
												170	H	William & Mary	57 59
												180	A	Savannah St.	53 48
												180	H	Savannah St.	56 59
												209	H	Navy	52 47
												248	A	Davidson	62 57
												260	A	Bethune-Cookman	52 46
												267	A	Norfolk St.	75 76
												279	H	South Carolina St.	59 48
												327	H	UNC Asheville	63 46
												328	A	UMES	43 58
												331	H	N.C. Central	58 33
												334	A	Florida A&M	67 48
												335	N	Tennessee Tech	54 49
												338	H	Coppin St.	67 49
												344	A	Howard	80 69
												347	H	Delaware St.	79 38
LAST 12 Division I GAMES:															
260	A	Bethune-Cookman	52 46	267	A	Norfolk St.	75 76								
334	A	Florida A&M	67 48	98	A	Hampton	48 54								
331	H	N.C. Central	58 33	279	H	South Carolina St.	59 48								
180	A	Savannah St.	53 48	180	H	Savannah St.	56 59								
338	H	Coppin St.	67 49	14	A	Duke	36 87								
347	H	Delaware St.	79 38	127	A	VCU	51 60								

Non-Div I Games: Guilford 87 41 Johnson C. Smith 76 45

N.C. A&amp;T

■ Loss, 
 ■ Non-Conf, S Site, 
 ■ Home 
 ■ Away 
 N Neutral

Average RPI Win:	319	WON-LOST	WINNING	LAST 10	STRENGTH OF	OPP. STRENGTH	TEAM	ADJ.	CONF.	ADJ CONF.
Average RPI Loss:	224	RECORD	PCT. RANK	GAMES	SCHEDULE	OF SCHEDULE	RPI	RPI	RPI	RPI
DIV. I ONLY	7- 17	282	4- 6	337	339	331	331	31	31	
DIV. I NON-CONF.	2- 9	297	0- 1	251	299	317	317	29	29	
TOTALS	RPI 1-25	RPI 26-50	W-L RECORDS	RPI 51-100	RPI 101-150	RPI 150+				
7- 17	0- 2	0- 0	OVERALL	0- 1	0- 0	7- 14				
6- 4	0- 0	0- 0	HOME	0- 0	0- 0	6- 4				
1- 13	0- 2	0- 0	AWAY	0- 1	0- 0	1- 10				
0- 0	0- 0	0- 0	NEUTRAL	0- 0	0- 0	0- 0				
2- 9	0- 2	0- 0	NON-CONFERENCE	0- 0	0- 0	2- 7				
1- 3	0- 0	0- 0	HOME	0- 0	0- 0	1- 3				
1- 6	0- 2	0- 0	AWAY	0- 0	0- 0	1- 4				
0- 0	0- 0	0- 0	NEUTRAL	0- 0	0- 0	0- 0				
5- 8	0- 0	0- 0	CONFERENCE	0- 1	0- 0	5- 7				
5- 1	0- 0	0- 0	HOME	0- 0	0- 0	5- 1				
0- 7	0- 0	0- 0	AWAY	0- 1	0- 0	0- 6				
0- 0	0- 0	0- 0	NEUTRAL	0- 0	0- 0	0- 0				

RPI 1-25				RPI 26-50				RPI 51-100				RPI 101+ Team's RPI: 331			
RPI	S	Opponent	Score	RPI	S	Opponent	Score	RPI	S	Opponent	Score	RPI	S	Opponent	Score
4	A	South Carolina	26 90					98	A	Hampton	36 75	180	H	Savannah St.	61 82
25	A	Syracuse	25 70									202	A	N.C. A&T	33 58
												204	H	Winthrop	63 71
												210	A	Virginia Tech	44 80
												214	A	Campbell	60 65
												236	H	Presbyterian	33 45
												260	A	Bethune-Cookman	57 71
												267	A	Norfolk St.	58 82
												279	H	South Carolina St.	56 54
												283	A	Gardner-Webb	53 73
												297	H	Morgan St.	63 47
												300	H	Wofford	55 69
												313	A	Western Caro.	64 59
												315	A	Coastal Caro.	52 67
												327	H	UNC Asheville	55 52
												328	A	UMES	61 71
												334	A	Florida A&M	58 65
												334	H	Florida A&M	59 48
												338	H	Coppin St.	59 58
												344	A	Howard	65 70
												347	H	Delaware St.	66 59
LAST 12 Division I GAMES:															
297	H	Morgan St.	63 47	338	H	Coppin St.	59 58								
334	A	Florida A&M	58 65	98	A	Hampton	36 75								
260	A	Bethune-Cookman	57 71	267	A	Norfolk St.	58 82								
202	A	N.C. A&T	33 58	180	H	Savannah St.	61 82								
334	H	Florida A&M	59 48	279	H	South Carolina St.	56 54								
347	H	Delaware St.	66 59	300	H	Wofford	55 69								

Non-Div I Games: Bluefield St. 63 66

N.C. Central

Loss, Non-Conf, S Site, H Home A Away N Neutral

Average RPI Win:	294	WON-LOST	WINNING	LAST 10	STRENGTH OF	OPP. STRENGTH	TEAM	ADJ.	CONF.	ADJ CONF.
Average RPI Loss:	184	RECORD	PCT. RANK	GAMES	SCHEDULE	OF SCHEDULE	RPI	RPI	RPI	RPI
DIV. I ONLY	9- 16	255	3- 6	328	263	298	298	32	32	
DIV. I NON-CONF.	9- 16	233	4- 7	314	296	298	298	33	33	
TOTALS	RPI 1-25	RPI 26-50	W-L RECORDS	RPI 51-100	RPI 101-150	RPI 150+				
9- 16	0- 0	0- 1	OVERALL	0- 3	0- 2	9- 10				
6- 6	0- 0	0- 0	HOME	0- 2	0- 1	6- 3				
3- 9	0- 0	0- 1	AWAY	0- 1	0- 1	3- 6				
0- 1	0- 0	0- 0	NEUTRAL	0- 0	0- 0	0- 1				
9- 16	0- 0	0- 1	NON-CONFERENCE	0- 3	0- 2	9- 10				
6- 6	0- 0	0- 0	HOME	0- 2	0- 1	6- 3				
3- 9	0- 0	0- 1	AWAY	0- 1	0- 1	3- 6				
0- 1	0- 0	0- 0	NEUTRAL	0- 0	0- 0	0- 1				
0- 0	0- 0	0- 0	CONFERENCE	0- 0	0- 0	0- 0				
0- 0	0- 0	0- 0	HOME	0- 0	0- 0	0- 0				
0- 0	0- 0	0- 0	AWAY	0- 0	0- 0	0- 0				
0- 0	0- 0	0- 0	NEUTRAL	0- 0	0- 0	0- 0				

RPI S	Opponent	Score	RPI S	Opponent	Score	RPI S	Opponent	Score	RPI S	Opponent	Score	Team's RPI: 298
43	A Seton Hall	62 74	66	H Penn	29 59	110	H Lehigh	54 74	147	A Harvard	54 66	
			87	A St. John's (NY)	42 66	159	A Dartmouth	63 68	178	A Clemson	47 64	
			91	H Hofstra	47 62	195	A Lafayette	50 66	216	A Tex.-Pan American	53 54	
						216	H Tex.-Pan American	59 54	218	A New Hampshire	56 61	
						223	A Fla. Atlantic	65 57	226	A Brown	39 67	
						259	N North Dakota St.	48 60	291	H Columbia	38 45	
						295	H St. Francis Brooklyn	57 50	297	H Morgan St.	52 49	
						300	A Wofford	76 50	311	H LIU Brooklyn	48 57	
						317	A Fairleigh Dickinson	68 64	320	H Binghamton	52 48	
						330	H Wagner	60 54	345	H Chicago St.	59 48	
						347	H Delaware St.	54 56				
LAST 12 Division I GAMES:												
216	A Tex.-Pan American	53 54	291	H Columbia	38 45							
297	H Morgan St.	52 49	216	H Tex.-Pan American	59 54							
347	H Delaware St.	54 56	345	H Chicago St.	59 48							
66	H Penn	29 59	300	A Wofford	76 50							
226	A Brown	39 67	178	A Clemson	47 64							
147	A Harvard	54 66	195	A Lafayette	50 66							

Non-Div I Games: St. Joseph (VT) 92 39

NJIT

■ Loss, 
 ■ Non-Conf, S Site, 
 ■ Home 
 ■ Away 
 N Neutral



Average RPI Win: <b>234</b>	WON-LOST	WINNING	LAST 10	STRENGTH OF	OPP. STRENGTH	TEAM	ADJ.	CONF.	ADJ CONF.
Average RPI Loss: <b>164</b>	RECORD	PCT. RANK	GAMES	SCHEDULE	OF SCHEDULE	RPI	RPI	RPI	RPI
DIV. I ONLY	<b>14- 12</b>	<b>154</b>	<b>5- 5</b>	<b>267</b>	<b>235</b>	<b>209</b>	<b>209</b>	<b>18</b>	<b>18</b>
DIV. I NON-CONF.	<b>5- 5</b>	<b>158</b>	<b>0- 0</b>	<b>334</b>	<b>267</b>	<b>281</b>	<b>281</b>	<b>20</b>	<b>20</b>
TOTALS	RPI 1-25	RPI 26-50	W-L RECORDS	RPI 51-100	RPI 101-150	RPI 150+			
14- 12	0- 0	0- 0	OVERALL	1- 3	2- 1	11- 8			
9- 4	0- 0	0- 0	HOME	0- 2	1- 0	8- 2			
5- 8	0- 0	0- 0	AWAY	1- 1	1- 1	3- 6			
0- 0	0- 0	0- 0	NEUTRAL	0- 0	0- 0	0- 0			
5- 5	0- 0	0- 0	NON-CONFERENCE	0- 1	0- 1	5- 3			
5- 1	0- 0	0- 0	HOME	0- 1	0- 0	5- 0			
0- 4	0- 0	0- 0	AWAY	0- 0	0- 1	0- 3			
0- 0	0- 0	0- 0	NEUTRAL	0- 0	0- 0	0- 0			
9- 7	0- 0	0- 0	CONFERENCE	1- 2	2- 0	6- 5			
4- 3	0- 0	0- 0	HOME	0- 1	1- 0	3- 2			
5- 4	0- 0	0- 0	AWAY	1- 1	1- 0	3- 3			
0- 0	0- 0	0- 0	NEUTRAL	0- 0	0- 0	0- 0			

RPI S	Opponent	Score	RPI S	Opponent	Score	RPI S	Opponent	Score	RPI S	Opponent	Score	Team's RPI: 209
						66	H Penn	51 60	110	A Lehigh	50 44	
						73	A American	49 59	110	H Lehigh	47 44	
						86	A Army	53 50	120	A Elon	56 69	
						86	H Army	46 58	156	A Bucknell	50 51	
									156	H Bucknell	42 44	
									167	A Oregon	64 72	
									181	A Holy Cross	44 48	
									181	H Holy Cross	44 60	
									195	A Lafayette	65 60	
									195	H Lafayette	65 52	
									202	A N.C. A&T	47 52	
									229	H George Mason	84 79	
									242	H Towson	55 51	
									276	H Grand Canyon	60 51	
									278	A Loyola Maryland	49 55	
									281	A Colgate	65 63	
									281	H Colgate	64 52	
									301	H UNC Greensboro	71 64	
									304	A Portland St.	50 56	
									316	A Boston U.	61 55	
									316	H Boston U.	48 40	
									336	H Saint Peter's	71 35	
LAST 12 Division I GAMES:												
181	A Holy Cross	44 48	195	A Lafayette	65 60							
110	A Lehigh	50 44	73	A American	49 59							
281	H Colgate	64 52	181	H Holy Cross	44 60							
156	A Bucknell	50 51	110	H Lehigh	47 44							
86	H Army	46 58	281	A Colgate	65 63							
316	H Boston U.	48 40	156	H Bucknell	42 44							

Non-Div I Games: Mary Washington 79 59

Navy

## Nebraska

Through Games Of Feb. 22, 2015

Average RPI Win: 135		WON-LOST	WINNING	LAST 10	STRENGTH OF	OPP. STRENGTH	TEAM	ADJ.	CONF.	ADJ CONF.
Average RPI Loss: 37		RECORD	PCT. RANK	GAMES	SCHEDULE	OF SCHEDULE	RPI	RPI	RPI	RPI
DIV. I ONLY		19- 8	59	5- 5	47	16	34	34	4	4
DIV. I NON-CONF.		10- 1	17	0- 0	140	79	24	24	2	2
TOTALS		RPI 1-25	RPI 26-50		W-L RECORDS		RPI 51-100	RPI 101-150	RPI 150+	
19- 8	1- 4	0- 3		OVERALL		7- 0	4- 0	7- 1		
12- 2	1- 2	0- 0		HOME		2- 0	3- 0	6- 0		
7- 6	0- 2	0- 3		AWAY		5- 0	1- 0	1- 1		
0- 0	0- 0	0- 0		NEUTRAL		0- 0	0- 0	0- 0		
10- 1	1- 0	0- 0		NON-CONFERENCE		3- 0	1- 0	5- 1		
7- 0	1- 0	0- 0		HOME		0- 0	1- 0	5- 0		
3- 1	0- 0	0- 0		AWAY		3- 0	0- 0	0- 1		
0- 0	0- 0	0- 0		NEUTRAL		0- 0	0- 0	0- 0		
9- 7	0- 4	0- 3		CONFERENCE		4- 0	3- 0	2- 0		
5- 2	0- 2	0- 0		HOME		2- 0	2- 0	1- 0		
4- 5	0- 2	0- 3		AWAY		2- 0	1- 0	1- 0		
0- 0	0- 0	0- 0		NEUTRAL		0- 0	0- 0	0- 0		

RPI S	Opponent	Score	RPI S	Opponent	Score	Team's RPI: 34	RPI S	Opponent	Score	RPI S	Opponent	Score
6	A Maryland	47 59	35	A Northwestern	51 59		55	H Michigan	75 60	103	H Purdue	69 59
6	H Maryland	47 75	37	A Minnesota	69 72		63	A Washington St.	82 61	123	H Bakersfield	54 45
8	A Iowa	72 78	41	A Rutgers	43 46		78	A Creighton	60 57	138	A Wisconsin	89 72
8	H Iowa	61 69					85	A Illinois	58 53	138	H Wisconsin	70 63
14	H Duke	60 54					85	H Illinois	59 57	154	A Alabama	51 53
							93	A UCLA	71 66	160	A Indiana	67 64
							94	A Michigan St.	71 67	182	H Northern Colo.	63 56
										191	H High Point	83 57
										201	H Penn St.	73 45
										203	H Pepperdine	100 65
										235	H Utah	66 43
										325	H Alcorn	83 49
LAST 12 Division I GAMES:												
160	A Indiana	67 64	55	H Michigan	75 60							
35	A Northwestern	51 59	85	H Illinois	59 57							
138	H Wisconsin	70 63	8	A Iowa	72 78							
8	H Iowa	61 69	138	A Wisconsin	89 72							
6	A Maryland	47 59	103	H Purdue	69 59							
41	A Rutgers	43 46	201	H Penn St.	73 45							

Non-Div I Games:

Nebraska

■ Loss, 
 ■ Non-Conf, S Site, 
 ■ Home 
 ■ Away 
 N Neutral

## Nevada

Average RPI Win: 287

Average RPI Loss: 135

WON-LOST

WINNING

LAST 10

Through Games Of Feb. 22, 2015

STRENGTH OF

OPP. STRENGTH

TEAM

ADJ.

CONF.

ADJ CONF.

RECORD

PCT. RANK

GAMES

SCHEDULE

OF SCHEDULE

RPI

RPI

RPI

RPI

DIV. I ONLY

6- 18

295

1- 5

194

146

280

280

22

22

DIV. I NON-CONF.

3- 7

250

0- 1

134

93

226

226

19

19

TOTALS

RPI 1-25

RPI 26-50

W-L RECORDS

RPI 51-100

RPI 101-150

RPI 150+

6- 18

0- 1

0- 2

OVERALL

0- 4

0- 4

6- 7

4- 7

0- 0

0- 1

HOME

0- 2

0- 2

4- 2

2- 9

0- 0

0- 1

AWAY

0- 2

0- 1

2- 5

0- 2

0- 1

0- 0

NEUTRAL

0- 0

0- 1

0- 0

3- 7

0- 1

0- 2

NON-CONFERENCE

0- 1

0- 2

3- 1

2- 2

0- 0

0- 1

HOME

0- 0

0- 1

2- 0

1- 3

0- 0

0- 1

AWAY

0- 1

0- 0

1- 1

0- 2

0- 1

0- 0

NEUTRAL

0- 0

0- 1

0- 0

3- 11

0- 0

0- 0

CONFERENCE

0- 3

0- 2

3- 6

2- 5

0- 0

0- 0

HOME

0- 2

0- 1

2- 2

1- 6

0- 0

0- 0

AWAY

0- 1

0- 1

1- 4

0- 0

0- 0

0- 0

NEUTRAL

0- 0

0- 0

0- 0

RPI 1-25

RPI 26-50

RPI 51-100

RPI 101+

Team's RPI: 280

RPI	S	Opponent	Score
9	N	Oregon St.	50 73

RPI	S	Opponent	Score
28	A	California	54 76
44	H	Pacific	53 64

RPI	S	Opponent	Score
57	A	Fresno St.	43 65
57	H	Fresno St.	44 62
60	A	BYU	60 65
74	H	Colorado St.	58 59

RPI	S	Opponent	Score
102	H	Ole Miss	66 77
114	N	Toledo	56 65
141	A	New Mexico	45 63
144	H	Boise St.	47 51
206	A	San Francisco	48 63
213	A	Wyoming	54 77
213	H	Wyoming	45 61
217	A	UNLV	52 75
217	H	UNLV	71 62
222	A	San Diego St.	49 57
254	H	San Jose St.	77 80
266	A	Utah St.	57 68
266	H	Utah St.	49 44
276	A	Grand Canyon	64 52
289	H	Portland	84 59
332	H	UC Santa Barbara	71 58
343	A	Air Force	76 53

## LAST 12 Division I GAMES:

102	H	Ole Miss	66	77	222	A	San Diego St.	49	57
144	H	Boise St.	47	51	213	H	Wyoming	45	61
213	A	Wyoming	54	77	217	A	UNLV	52	75
141	A	New Mexico	45	63	57	H	Fresno St.	44	62
266	H	Utah St.	49	44	266	A	Utah St.	57	68
254	H	San Jose St.	77	80	74	H	Colorado St.	58	59

Non-Div I Games: Cal St. Stanislaus 83 57

Nevada

■ Loss, 
 ■ Non-Conf, S Site, 
 ■ Home 
 ■ Away 
 N Neutral

## New Hampshire

Through Games Of Feb. 22, 2015

Average RPI Win:	262	WON-LOST	WINNING	LAST 10	STRENGTH OF	OPP. STRENGTH	TEAM	ADJ.	CONF.	ADJ CONF.
Average RPI Loss:	152	RECORD	PCT. RANK	GAMES	SCHEDULE	OF SCHEDULE	RPI	RPI	RPI	RPI
DIV. I ONLY	15- 11	121	4- 6	326	231	218	218	23	23	
DIV. I NON-CONF.	7- 4	107	0- 0	333	259	203	203	24	24	
TOTALS	RPI 1-25	RPI 26-50	W-L RECORDS	RPI 51-100	RPI 101-150	RPI 150+				
15- 11	0- 0	0- 0	OVERALL	0- 5	0- 1	15- 5				
7- 5	0- 0	0- 0	HOME	0- 1	0- 1	7- 3				
8- 6	0- 0	0- 0	AWAY	0- 4	0- 0	8- 2				
0- 0	0- 0	0- 0	NEUTRAL	0- 0	0- 0	0- 0				
7- 4	0- 0	0- 0	NON-CONFERENCE	0- 2	0- 1	7- 1				
3- 2	0- 0	0- 0	HOME	0- 0	0- 1	3- 1				
4- 2	0- 0	0- 0	AWAY	0- 2	0- 0	4- 0				
0- 0	0- 0	0- 0	NEUTRAL	0- 0	0- 0	0- 0				
8- 7	0- 0	0- 0	CONFERENCE	0- 3	0- 0	8- 4				
4- 3	0- 0	0- 0	HOME	0- 1	0- 0	4- 2				
4- 4	0- 0	0- 0	AWAY	0- 2	0- 0	4- 2				
0- 0	0- 0	0- 0	NEUTRAL	0- 0	0- 0	0- 0				

RPI 1-25				RPI 26-50				RPI 51-100				RPI 101+				Team's RPI: 218	
RPI	S	Opponent	Score	RPI	S	Opponent	Score	RPI	S	Opponent	Score	RPI	S	Opponent	Score		
								66	A	Penn	39	74	132	H	Bryant	54	57
								83	A	Albany (NY)	65	76	152	H	Central Conn. St.	58	64
								83	H	Albany (NY)	48	74	159	H	Dartmouth	60	44
								84	A	Maine	56	87	169	A	Stony Brook	60	52
								100	A	Boston College	58	64	169	H	Stony Brook	52	60
													173	A	Hartford	65	63
													173	H	Hartford	55	50
													225	A	UMass Lowell	65	70
													225	H	UMass Lowell	58	51
													226	H	Brown	60	57
													272	A	UMBC	55	69
													272	H	UMBC	67	45
													298	H	NJIT	61	56
													302	A	Vermont	64	56
													302	H	Vermont	60	63
													306	A	Northeastern	63	62
													316	A	Boston U.	67	55
													320	A	Binghamton	76	58
													320	H	Binghamton	73	68
													323	A	Manhattan	58	54
													344	A	Howard	78	68
LAST 12 Division I GAMES:																	
				225	A	UMass Lowell	65	70	169	H	Stony Brook	52	60				
				173	H	Hartford	55	50	84	A	Maine	56	87				
				320	A	Binghamton	76	58	173	A	Hartford	65	63				
				302	H	Vermont	60	63	225	H	UMass Lowell	58	51				
				272	A	UMBC	55	69	320	H	Binghamton	73	68				
				83	H	Albany (NY)	48	74	302	A	Vermont	64	56				

Non-Div I Games: Daniel Webster 84 32

New Hampshire

■ Loss, 
 ■ Non-Conf, 
 ■ S Site, 
 ■ Home 
 ■ A Away 
 N Neutral

Average RPI Win:	245	WON-LOST	WINNING	LAST 10	STRENGTH OF	OPP. STRENGTH	TEAM	ADJ.	CONF.	ADJ CONF.
Average RPI Loss:	101	RECORD	PCT. RANK	GAMES	SCHEDULE	OF SCHEDULE	RPI	RPI	RPI	RPI
DIV. I ONLY	15- 11	121	8- 2	174	167	141	141	22	22	
DIV. I NON-CONF.	4- 7	220	0- 0	69	126	201	201	19	19	
TOTALS	RPI 1-25	RPI 26-50	W-L RECORDS	RPI 51-100	RPI 101-150	RPI 150+				
15- 11	0- 3	0- 0	OVERALL	1- 3	1- 3	13- 2				
11- 2	0- 1	0- 0	HOME	1- 0	1- 1	9- 0				
4- 7	0- 1	0- 0	AWAY	0- 3	0- 2	4- 1				
0- 2	0- 1	0- 0	NEUTRAL	0- 0	0- 0	0- 1				
4- 7	0- 3	0- 0	NON-CONFERENCE	0- 1	1- 2	3- 1				
4- 2	0- 1	0- 0	HOME	0- 0	1- 1	3- 0				
0- 3	0- 1	0- 0	AWAY	0- 1	0- 1	0- 0				
0- 2	0- 1	0- 0	NEUTRAL	0- 0	0- 0	0- 1				
11- 4	0- 0	0- 0	CONFERENCE	1- 2	0- 1	10- 1				
7- 0	0- 0	0- 0	HOME	1- 0	0- 0	6- 0				
4- 4	0- 0	0- 0	AWAY	0- 2	0- 1	4- 1				
0- 0	0- 0	0- 0	NEUTRAL	0- 0	0- 0	0- 0				

RPI 1-25			RPI 26-50			RPI 51-100			RPI 101+ Team's RPI: 141		
RPI	S	Opponent	Score	RPI	S	Opponent	Score	RPI	S	Opponent	Score
19	N	Texas A&M	52 66					140	H	UC Riverside	62 70
21	A	Texas	37 86					143	H	Cal Poly	84 68
22	H	Stanford	65 70					144	A	Boise St.	65 86
								145	A	New Mexico St.	59 70
								213	H	Wyoming	60 54
								216	N	Tex.-Pan American	59 61
								217	A	UNLV	73 79
								217	H	UNLV	63 60
								222	A	San Diego St.	63 47
								222	H	San Diego St.	62 53
								246	H	UTEP	72 57
								254	A	San Jose St.	64 62
								266	A	Utah St.	56 51
								266	H	Utah St.	60 59
								274	H	Northern Ariz.	56 37
								280	H	Nevada	63 45
								316	H	Boston U.	56 49
								343	A	Air Force	70 47
								343	H	Air Force	69 46
LAST 12 Division I GAMES:											
217	A	UNLV	73 79	254	A	San Jose St.	64 62				
222	A	San Diego St.	63 47	213	H	Wyoming	60 54				
280	H	Nevada	63 45	217	H	UNLV	63 60				
74	H	Colorado St.	67 40	144	A	Boise St.	65 86				
266	A	Utah St.	56 51	343	A	Air Force	70 47				
343	H	Air Force	69 46	266	H	Utah St.	60 59				

Non-Div I Games:

New Mexico

■ Loss, 
■ Non-Conf, S Site, 
■ Home 
■ Away 
N Neutral

Average RPI Win:	264	WON-LOST	WINNING	LAST 10	STRENGTH OF	OPP. STRENGTH	TEAM	ADJ.	CONF.	ADJ CONF.
Average RPI Loss:	165	RECORD	PCT. RANK	GAMES	SCHEDULE	OF SCHEDULE	RPI	RPI	RPI	RPI
DIV. I ONLY	16- 7	69	9- 1	285	323	145	145	30	30	
DIV. I NON-CONF.	5- 6	177	0- 0	200	223	212	212	30	30	
TOTALS	RPI 1-25	RPI 26-50	W-L RECORDS	RPI 51-100	RPI 101-150	RPI 150+				
16- 7	0- 0	0- 1	OVERALL	0- 0	3- 3	13- 3				
9- 2	0- 0	0- 0	HOME	0- 0	3- 0	6- 2				
6- 4	0- 0	0- 0	AWAY	0- 0	0- 0	6- 0				
1- 1	0- 0	0- 1	NEUTRAL	0- 0	0- 0	1- 0				
5- 6	0- 0	0- 1	NON-CONFERENCE	0- 0	2- 2	3- 3				
3- 2	0- 0	0- 0	HOME	0- 0	2- 0	1- 2				
1- 3	0- 0	0- 0	AWAY	0- 0	0- 2	1- 1				
1- 1	0- 0	0- 1	NEUTRAL	0- 0	0- 0	1- 0				
11- 1	0- 0	0- 0	CONFERENCE	0- 0	1- 1	10- 0				
6- 0	0- 0	0- 0	HOME	0- 0	1- 0	5- 0				
5- 1	0- 0	0- 0	AWAY	0- 0	0- 1	5- 0				
0- 0	0- 0	0- 0	NEUTRAL	0- 0	0- 0	0- 0				

RPI 1-25			RPI 26-50			RPI 51-100			RPI 101+ Team's RPI: 145		
RPI	S	Opponent	Score	RPI	S	Opponent	Score	RPI	S	Opponent	Score
				44	N	Pacific	62 67				
								123	A	Bakersfield	78 82
								123	H	Bakersfield	90 78
								128	A	Sacramento St.	85 93
								141	H	New Mexico	70 59
								143	H	Cal Poly	79 65
								144	A	Boise St.	45 70
								216	A	Tex.-Pan American	74 71
								221	H	Cal St. Fullerton	51 66
								223	N	Fla. Atlantic	57 44
								240	A	Southern Utah	81 64
								246	A	UTEP	73 78
								249	H	Weber St.	97 100
								259	H	North Dakota St.	79 59
								276	A	Grand Canyon	74 62
								276	H	Grand Canyon	61 60
								324	A	Seattle	76 69
								324	H	Seattle	76 66
								326	A	Utah Valley	68 58
								326	H	Utah Valley	67 62
								339	A	UMKC	60 48
								339	H	UMKC	78 59
								345	H	Chicago St.	70 53
LAST 12 Division I GAMES:											
276	H	Grand Canyon	61 60	216	A	Tex.-Pan American	74 71				
326	H	Utah Valley	67 62	326	A	Utah Valley	68 58				
123	A	Bakersfield	78 82	276	A	Grand Canyon	74 62				
324	A	Seattle	76 69	324	H	Seattle	76 66				
339	H	UMKC	78 59	123	H	Bakersfield	90 78				
345	H	Chicago St.	70 53	339	A	UMKC	60 48				

Non-Div I Games: Eastern N.M. 79 51 Northern N.M. 81 39

New Mexico St.

Loss, Non-Conf, S Site, H Home A Away N Neutral

Average RPI Win:	275	WON-LOST	WINNING	LAST 10	STRENGTH OF	OPP. STRENGTH	TEAM	ADJ.	CONF.	ADJ CONF.
Average RPI Loss:	210	RECORD	PCT. RANK	GAMES	SCHEDULE	OF SCHEDULE	RPI	RPI	RPI	RPI
DIV. I ONLY	3- 18	331	1- 4	264	315	333	333	27	27	
DIV. I NON-CONF.	1- 6	316	0- 0	129	203	288	288	27	27	
TOTALS	RPI 1-25	RPI 26-50	W-L RECORDS	RPI 51-100	RPI 101-150	RPI 150+				
3- 18	0- 0	0- 2	OVERALL	0- 0	0- 2	3- 14				
2- 6	0- 0	0- 1	HOME	0- 0	0- 0	2- 5				
1- 12	0- 0	0- 0	AWAY	0- 0	0- 0	1- 1				
0- 0	0- 0	0- 0	NEUTRAL	0- 0	0- 0	0- 0				
1- 6	0- 0	0- 2	NON-CONFERENCE	0- 0	0- 1	1- 3				
1- 1	0- 0	0- 1	HOME	0- 0	0- 0	1- 0				
0- 5	0- 0	0- 1	AWAY	0- 0	0- 1	0- 3				
0- 0	0- 0	0- 0	NEUTRAL	0- 0	0- 0	0- 0				
2- 12	0- 0	0- 0	CONFERENCE	0- 0	0- 1	2- 11				
1- 5	0- 0	0- 0	HOME	0- 0	0- 0	1- 5				
1- 7	0- 0	0- 0	AWAY	0- 0	0- 1	1- 6				
0- 0	0- 0	0- 0	NEUTRAL	0- 0	0- 0	0- 0				

RPI S	Opponent	Score	RPI S	Opponent	Score	RPI S	Opponent	Score	RPI S	Opponent	Score	Team's RPI: 333
			32	H Mississippi St.	45 85				129	A Stephen F. Austin	56 76	
			48	A Oklahoma St.	33 84				136	A Tulsa	55 78	
									154	A Alabama	58 87	
									172	H Lamar	54 64	
									211	A Jacksonville St.	51 65	
									212	H Northwestern St.	63 75	
									219	A McNeese St.	58 82	
									219	H McNeese St.	90 86	
									220	A Nicholls St.	40 56	
									262	A Central Ark.	44 50	
									262	H Central Ark.	46 53	
									264	A A&M-Corpus Christi	52 66	
									264	H A&M-Corpus Christi	46 58	
									276	A Grand Canyon	57 59	
									287	A Houston Baptist	45 63	
									288	H Kent St.	58 55	
									293	H Sam Houston St.	59 75	
									319	A Southeastern La.	76 64	
									341	A Incarnate Word	59 71	
LAST 12 Division I GAMES:												
			341	A Incarnate Word	59 71				219	A McNeese St.	58 82	
			212	H Northwestern St.	63 75				220	A Nicholls St.	40 56	
			319	A Southeastern La.	76 64				264	H A&M-Corpus Christi	46 58	
			264	A A&M-Corpus Christi	52 66				262	H Central Ark.	46 53	
			262	A Central Ark.	44 50				287	A Houston Baptist	45 63	
			219	H McNeese St.	90 86				129	A Stephen F. Austin	56 76	

Non-Div I Games: West Ala. 54 66 Crowley's Ridge 87 54




























































New Orleans

Loss, Non-Conf, S Site, H Home A Away N Neutral

## Niagara





Through Games Of Feb. 22, 2015

Average RPI Win: <b>241</b>	WON-LOST	WINNING	LAST 10	STRENGTH OF	OPP. STRENGTH	TEAM	ADJ.	CONF.	ADJ CONF.
Average RPI Loss: <b>157</b>	RECORD	PCT. RANK	GAMES	SCHEDULE	OF SCHEDULE	RPI	RPI	RPI	RPI
DIV. I ONLY	<b>13- 14</b>	<b>185</b>	<b>5- 5</b>	<b>253</b>	<b>227</b>	<b>228</b>	<b>228</b>	<b>24</b>	<b>24</b>
DIV. I NON-CONF.	<b>4- 5</b>	<b>188</b>	<b>0- 0</b>	<b>218</b>	<b>149</b>	<b>200</b>	<b>200</b>	<b>23</b>	<b>23</b>
TOTALS	RPI 1-25	RPI 26-50	W-L RECORDS	RPI 51-100	RPI 101-150	RPI 150+			
13- 14	0- 0	0- 3	OVERALL	0- 1	2- 2	11- 8			
6- 8	0- 0	0- 1	HOME	0- 0	0- 2	6- 5			
7- 6	0- 0	0- 2	AWAY	0- 1	2- 0	5- 3			
0- 0	0- 0	0- 0	NEUTRAL	0- 0	0- 0	0- 0			
4- 5	0- 0	0- 1	NON-CONFERENCE	0- 1	1- 1	3- 2			
2- 2	0- 0	0- 0	HOME	0- 0	0- 1	2- 1			
2- 3	0- 0	0- 1	AWAY	0- 1	1- 0	1- 1			
0- 0	0- 0	0- 0	NEUTRAL	0- 0	0- 0	0- 0			
9- 9	0- 0	0- 2	CONFERENCE	0- 0	1- 1	8- 6			
4- 6	0- 0	0- 1	HOME	0- 0	0- 1	4- 4			
5- 3	0- 0	0- 1	AWAY	0- 0	1- 0	4- 2			
0- 0	0- 0	0- 0	NEUTRAL	0- 0	0- 0	0- 0			

RPI S	Opponent	Score	RPI S	Opponent	Score	RPI S	Opponent	Score	RPI S	Opponent	Score	Team's RPI: 228
			31  Quinnipiac	66  80	65  Youngstown St.	61  83	108  Cleveland St.	76 58				
			31  Quinnipiac	68  71			117  Marist	70 65				
			33  Pittsburgh	54  70			117  Marist	66  75				
							135  St. Bonaventure	60  72				
							159  Dartmouth	70  76				
							162  Buffalo	64  73				
							175  Siena	64 59				
							175  Siena	52  56				
							179  Iona	72  83				
							183  Fairfield	66 64				
							183  Fairfield	66 56				
							237  Detroit	71 49				
							251  Monmouth	59 45				
							251  Monmouth	69  81				
							256  Canisius	55  66				
							269  Rider	56  61				
							269  Rider	44 33				
							310  Mt. St. Mary's	78 60				
							320  Binghamton	63 52				
							323  Manhattan	53 46				
							323  Manhattan	64 36				
							336  Saint Peter's	58  65				
							336  Saint Peter's	73 40				
LAST 12 Division I GAMES:												
269  Rider	44 33	323  Manhattan	53 46									
251  Monmouth	69  81	336  Saint Peter's	58  65									
117  Marist	70 65	179  Iona	72  83									
175  Siena	64 59	256  Canisius	55  66									
183  Fairfield	66 56	251  Monmouth	59 45									
117  Marist	66  75	269  Rider	56  61									

Non-Div I Games:

Niagara

 Loss, 
  Non-Conf, S Site, 
  Home 
  Away 
 N Neutral



Average RPI Win:	277	WON-LOST	WINNING	LAST 10	STRENGTH OF	OPP. STRENGTH	TEAM	ADJ.	CONF.	ADJ CONF.
Average RPI Loss:	140	RECORD	PCT. RANK	GAMES	SCHEDULE	OF SCHEDULE	RPI	RPI	RPI	RPI
DIV. I ONLY	13- 11	153	7- 3	302	258	220	220	27	27	
DIV. I NON-CONF.	3- 7	250	0- 0	169	96	237	237	27	27	
TOTALS	RPI 1-25	RPI 26-50	W-L RECORDS	RPI 51-100	RPI 101-150	RPI 150+				
13- 11	0- 0	0- 2	OVERALL	0- 2	0- 3	13- 4				
8- 2	0- 0	0- 0	HOME	0- 1	0- 0	8- 1				
3- 7	0- 0	0- 2	AWAY	0- 0	0- 3	3- 2				
2- 2	0- 0	0- 0	NEUTRAL	0- 1	0- 0	2- 1				
3- 7	0- 0	0- 2	NON-CONFERENCE	0- 2	0- 2	3- 1				
1- 1	0- 0	0- 0	HOME	0- 1	0- 0	1- 0				
0- 4	0- 0	0- 2	AWAY	0- 0	0- 2	0- 0				
2- 2	0- 0	0- 0	NEUTRAL	0- 1	0- 0	2- 1				
10- 4	0- 0	0- 0	CONFERENCE	0- 0	0- 1	10- 3				
7- 1	0- 0	0- 0	HOME	0- 0	0- 0	7- 1				
3- 3	0- 0	0- 0	AWAY	0- 0	0- 1	3- 2				
0- 0	0- 0	0- 0	NEUTRAL	0- 0	0- 0	0- 0				

RPI 1-25			RPI 26-50			RPI 51-100			RPI 101+ Team's RPI: 220		
RPI	S	Opponent	Score	RPI	S	Opponent	Score	RPI	S	Opponent	Score
				40	A	Arkansas	52 63	65	N	Youngstown St.	50 51
				47	A	Tulane	44 77	97	H	Southern Miss.	57 89
LAST 12 Division I GAMES:											
				129	A	Stephen F. Austin	59 68	333	H	New Orleans	56 40
				212	H	Northwestern St.	59 40	262	A	Central Ark.	75 72
				319	H	Southeastern La.	93 80	212	A	Northwestern St.	71 74
				219	H	McNeese St.	70 59	264	H	A&M-Corpus Christi	59 75
				341	A	Incarnate Word	69 58	293	H	Sam Houston St.	67 64
				341	H	Incarnate Word	67 34	245	A	Abilene Christian	63 39
								273	N	Houston	47 65
								287	H	Houston Baptist	70 58
								293	H	Sam Houston St.	67 64
								314	H	South Ala.	66 62
								319	H	Southeastern La.	93 80
								333	H	New Orleans	56 40
								341	A	Incarnate Word	69 58
								341	H	Incarnate Word	67 34

Non-Div I Games: Southern-N.O. 87 84

Nicholls St.

■ Loss, 
 ■ Non-Conf, 
 ■ S Site, 
 ■ Home 
 ■ A Away 
 N Neutral

Average RPI Win:	270	WON-LOST	WINNING	LAST 10	STRENGTH OF	OPP. STRENGTH	TEAM	ADJ.	CONF.	ADJ CONF.
Average RPI Loss:	201	RECORD	PCT. RANK	GAMES	SCHEDULE	OF SCHEDULE	RPI	RPI	RPI	RPI
DIV. I ONLY	10- 14	222	7- 3	307	325	267	267	31	31	
DIV. I NON-CONF.	1- 10	329	0- 0	148	233	296	296	29	29	
TOTALS	RPI 1-25	RPI 26-50	W-L RECORDS	RPI 51-100	RPI 101-150	RPI 150+				
10- 14	0- 0	0- 0	OVERALL	1- 2	0- 1	9- 11				
5- 5	0- 0	0- 0	HOME	1- 1	0- 1	4- 3				
5- 7	0- 0	0- 0	AWAY	0- 1	0- 0	5- 6				
0- 2	0- 0	0- 0	NEUTRAL	0- 0	0- 0	0- 2				
1- 10	0- 0	0- 0	NON-CONFERENCE	0- 2	0- 1	1- 7				
0- 3	0- 0	0- 0	HOME	0- 1	0- 1	0- 1				
1- 5	0- 0	0- 0	AWAY	0- 1	0- 0	1- 4				
0- 2	0- 0	0- 0	NEUTRAL	0- 0	0- 0	0- 2				
9- 4	0- 0	0- 0	CONFERENCE	1- 0	0- 0	8- 4				
5- 2	0- 0	0- 0	HOME	1- 0	0- 0	4- 2				
4- 2	0- 0	0- 0	AWAY	0- 0	0- 0	4- 2				
0- 0	0- 0	0- 0	NEUTRAL	0- 0	0- 0	0- 0				

RPI 1-25				RPI 26-50				RPI 51-100				RPI 101+				Team's RPI: 267	
RPI	S	Opponent	Score	RPI	S	Opponent	Score	RPI	S	Opponent	Score	RPI	S	Opponent	Score		
								62	A	East Carolina	36 65	124	H	Marshall	71 73		
								91	H	Hofstra	47 64	169	A	Stony Brook	46 52		
								98	H	Hampton	71 66	180	A	Savannah St.	54 56		
												181	N	Holy Cross	62 63		
												188	A	Radford	65 74		
												200	A	Tennessee St.	65 58		
												202	H	N.C. A&T	76 75		
												210	A	Virginia Tech	49 60		
												215	A	USC Upstate	58 70		
												220	N	Nicholls St.	64 69		
												230	H	Morehead St.	66 83		
												260	A	Bethune-Cookman	53 40		
												279	A	South Carolina St.	75 79		
												297	A	Morgan St.	64 56		
												297	H	Morgan St.	68 63		
												328	H	UMES	50 60		
												331	H	N.C. Central	82 58		
												334	A	Florida A&M	68 50		
												338	A	Coppin St.	67 57		
												338	H	Coppin St.	56 58		
												344	H	Howard	90 71		
LAST 12 Division I GAMES:																	
				338	A	Coppin St.	67 57					279	A	South Carolina St.	75 79		
				297	A	Morgan St.	64 56					202	H	N.C. A&T	76 75		
				328	H	UMES	50 60					331	H	N.C. Central	82 58		
				344	H	Howard	90 71					260	A	Bethune-Cookman	53 40		
				98	H	Hampton	71 66					334	A	Florida A&M	68 50		
				180	A	Savannah St.	54 56					338	H	Coppin St.	56 58		

Non-Div I Games:

Norfolk St.

■ Loss, 
 ■ Non-Conf, 
 ■ S Site, 
 ■ H Home 
 ■ A Away 
 N Neutral

## North Carolina

Through Games Of Feb. 22, 2015

North Carolina				Through Games Of Feb. 11, 1918						
Average RPI Win:	117	WON-LOST	WINNING	LAST 10	STRENGTH OF	OPP. STRENGTH	TEAM	ADJ.	CONF.	ADJ CONF.
Average RPI Loss:	15	RECORD	PCT. RANK	GAMES	SCHEDULE	OF SCHEDULE	RPI	RPI	RPI	RPI
DIV. I ONLY	22- 6	28	7- 3	9	29	12	12	3	3	
DIV. I NON-CONF.	13- 1	4	0- 0	18	91	6	6	3	3	
<hr/>										
TOTALS	RPI 1-25		RPI 26-50		W-L RECORDS		RPI 51-100		RPI 101-150	RPI 150+
22- 6	2- 5		2- 1		OVERALL		9- 0		2- 0	7- 0
11- 3	1- 3		1- 0		HOME		5- 0		1- 0	3- 0
7- 3	0- 2		1- 1		AWAY		3- 0		0- 0	3- 0
4- 0	1- 0		0- 0		NEUTRAL		1- 0		1- 0	1- 0
13- 1	1- 1		2- 0		NON-CONFERENCE		4- 0		2- 0	4- 0
6- 1	0- 1		1- 0		HOME		2- 0		1- 0	2- 0
3- 0	0- 0		1- 0		AWAY		1- 0		0- 0	1- 0
4- 0	1- 0		0- 0		NEUTRAL		1- 0		1- 0	1- 0
9- 5	1- 4		0- 1		CONFERENCE		5- 0		0- 0	3- 0
5- 2	1- 2		0- 0		HOME		3- 0		0- 0	1- 0
4- 3	0- 2		0- 1		AWAY		2- 0		0- 0	2- 0
0- 0	0- 0		0- 0		NEUTRAL		0- 0		0- 0	0- 0

RPI	S	Opponent	Score	RPI	S	Opponent	Score	RPI	S	Opponent	Score	RPI	S	Opponent	Score
3	H	Notre Dame	79 89	33	A	Pittsburgh	59 84	56	A	Miami (FL)	66 65	115	H	East Tenn. St.	95 62
7	A	Louisville	66 75	41	A	Rutgers	96 93	68	A	North Carolina St.	67 63	120	N	Elon	85 67
9	H	Oregon St.	55 70	48	H	Oklahoma St.	79 77	68	H	North Carolina St.	72 56	157	H	Appalachian St.	84 52
13	H	Florida St.	71 63					80	A	Hawaii	74 65	167	A	Oregon	76 59
14	H	Duke	67 74					83	H	Albany (NY)	71 56	178	A	Clemson	78 56
22	N	Stanford	70 54					84	N	Maine	65 36	205	H	Wake Forest	83 45
25	A	Syracuse	56 61					90	H	Georgia Tech	96 81	210	A	Virginia Tech	74 52
								93	H	UCLA	84 68	231	N	Prairie View	81 45
								100	H	Boston College	72 60	344	H	Howard	83 49
LAST 12 Division I GAMES:															
56	A	Miami (FL)	66 65	100	H	Boston College	72 60	14	H	Duke	67 74				
205	H	Wake Forest	83 45	68	A	North Carolina St.	67 63	178	A	Clemson	78 56				
7	A	Louisville	66 75	3	H	Notre Dame	79 89								
13	H	Florida St.	71 63	90	H	Georgia Tech	96 81								
210	A	Virginia Tech	74 52												
25	A	Syracuse	56 61												

Non-Div I Games:

North Carolina

■ Loss, 
 ■ Non-Conf, S Site, 
 ■ Home 
 ■ Away 
 N Neutral

Average RPI Win:	172	WON-LOST	WINNING	LAST 10	STRENGTH OF	OPP. STRENGTH	TEAM	ADJ.	CONF.	ADJ CONF.
Average RPI Loss:	43	RECORD	PCT. RANK	GAMES	SCHEDULE	OF SCHEDULE	RPI	RPI	RPI	RPI
DIV. I ONLY	16- 11	109	5- 5	45	45	68	68	3	3	
DIV. I NON-CONF.	9- 4	84	0- 0	94	163	77	77	3	3	
TOTALS	RPI 1-25	RPI 26-50	W-L RECORDS	RPI 51-100	RPI 101-150	RPI 150+				
16- 11	1- 5	0- 3	OVERALL	3- 2	2- 1	10- 0				
12- 3	1- 1	0- 2	HOME	2- 0	1- 0	8- 0				
3- 7	0- 0	0- 0	AWAY	1- 1	0- 0	2- 0				
1- 1	0- 1	0- 0	NEUTRAL	0- 0	1- 0	0- 0				
9- 4	0- 1	0- 2	NON-CONFERENCE	1- 1	2- 0	6- 0				
7- 1	0- 0	0- 1	HOME	1- 0	1- 0	5- 0				
1- 2	0- 0	0- 1	AWAY	0- 1	0- 0	1- 0				
1- 1	0- 1	0- 0	NEUTRAL	0- 0	1- 0	0- 0				
7- 7	1- 4	0- 1	CONFERENCE	2- 1	0- 1	4- 0				
5- 2	1- 1	0- 1	HOME	1- 0	0- 0	3- 0				
2- 5	0- 3	0- 0	AWAY	1- 1	0- 1	1- 0				
0- 0	0- 0	0- 0	NEUTRAL	0- 0	0- 0	0- 0				

RPI	S	Opponent	Score	RPI	S	Opponent	Score	RPI	S	Opponent	Score	RPI	S	Opponent	Score
7	A	Louisville	58 65	33	H	Pittsburgh	50 60	56	H	Miami (FL)	68 65	106	A	Virginia	63 71
12	A	North Carolina	56 72	37	H	Minnesota	55 60	81	A	Villanova	65 74	113	N	Texas Tech	75 42
12	H	North Carolina	63 67	47	A	Tulane	51 60	88	H	Liberty	67 64	120	H	Elon	84 51
14	H	Duke	72 59					90	A	Georgia Tech	65 64	178	H	Clemson	76 50
17	N	George Washington	66 74					100	A	Boston College	59 64	190	A	Charlotte	70 63
25	A	Syracuse	49 66									191	H	High Point	66 62
												200	H	Tennessee St.	84 55
												205	A	Wake Forest	78 70
												205	H	Wake Forest	71 55
												210	H	Virginia Tech	73 59
												248	H	Davidson	82 66
												310	H	Mt. St. Mary's	85 60
												338	H	Coppin St.	81 61
LAST 12 Division I GAMES:															
14	H	Duke	72 59	106	A	Virginia	63 71								
56	H	Miami (FL)	68 65	25	A	Syracuse	49 66								
100	A	Boston College	59 64	12	H	North Carolina	63 67								
90	A	Georgia Tech	65 64	205	A	Wake Forest	78 70								
205	H	Wake Forest	71 55	7	A	Louisville	58 65								
33	H	Pittsburgh	50 60	178	H	Clemson	76 50								

Non-Div I Games:

North Carolina St.

■ Loss, 
 ■ Non-Conf, S Site, 
 ■ Home 
 ■ Away 
 N Neutral

KORON BARRETT				THROUGH GAMES OF FEB. 11, 1919						
Average RPI Win:	232	WON-LOST	WINNING	LAST 10	STRENGTH OF	OPP. STRENGTH	TEAM	ADJ.	CONF.	ADJ CONF.
Average RPI Loss:	152	RECORD	PCT. RANK	GAMES	SCHEDULE	OF SCHEDULE	RPI	RPI	RPI	RPI
DIV. I ONLY	15- 10	102	6- 4	260	222	149	149	21	21	
DIV. I NON-CONF.	6- 4	132	0- 0	244	247	129	129	21	21	
TOTALS	RPI 1-25	RPI 26-50	W-L RECORDS	RPI 51-100	RPI 101-150	RPI 150+				
15- 10	0- 0	0- 1	OVERALL	0- 1	2- 4	13- 4				
8- 2	0- 0	0- 1	HOME	0- 0	2- 1	6- 0				
6- 8	0- 0	0- 0	AWAY	0- 1	0- 3	6- 4				
1- 0	0- 0	0- 0	NEUTRAL	0- 0	0- 0	1- 0				
6- 4	0- 0	0- 1	NON-CONFERENCE	0- 1	0- 1	6- 1				
1- 1	0- 0	0- 1	HOME	0- 0	0- 0	1- 0				
4- 3	0- 0	0- 0	AWAY	0- 1	0- 1	4- 1				
1- 0	0- 0	0- 0	NEUTRAL	0- 0	0- 0	1- 0				
9- 6	0- 0	0- 0	CONFERENCE	0- 0	2- 3	7- 3				
7- 1	0- 0	0- 0	HOME	0- 0	2- 1	5- 0				
2- 5	0- 0	0- 0	AWAY	0- 0	0- 2	2- 3				
0- 0	0- 0	0- 0	NEUTRAL	0- 0	0- 0	0- 0				

[illegible]

Non-Div I Games:	Dickinson St.	88	40	Mayville St.	98	54
------------------	---------------	----	----	--------------	----	----

North Dakota

Loss, Non-Conf, S Site, H Home A Away N Neutral

Average RPI Win:	252	WON-LOST	WINNING	LAST 10	STRENGTH OF	OPP. STRENGTH	TEAM	ADJ.	CONF.	ADJ CONF.
Average RPI Loss:	175	RECORD	PCT. RANK	GAMES	SCHEDULE	OF SCHEDULE	RPI	RPI	RPI	RPI
DIV. I ONLY	9- 17	264	3- 7	220	281	259	259	25	25	
DIV. I NON-CONF.	3- 8	263	0- 0	248	302	286	286	25	25	
TOTALS	RPI 1-25	RPI 26-50	W-L RECORDS	RPI 51-100	RPI 101-150	RPI 150+				
9- 17	0- 0	0- 1	OVERALL	1- 4	0- 3	8- 9				
5- 5	0- 0	0- 0	HOME	1- 1	0- 1	4- 3				
2- 12	0- 0	0- 1	AWAY	0- 3	0- 2	2- 6				
2- 0	0- 0	0- 0	NEUTRAL	0- 0	0- 0	2- 0				
3- 8	0- 0	0- 1	NON-CONFERENCE	0- 1	0- 3	3- 3				
1- 2	0- 0	0- 0	HOME	0- 0	0- 1	1- 1				
0- 6	0- 0	0- 1	AWAY	0- 1	0- 2	0- 2				
2- 0	0- 0	0- 0	NEUTRAL	0- 0	0- 0	2- 0				
6- 9	0- 0	0- 0	CONFERENCE	1- 3	0- 0	5- 6				
4- 3	0- 0	0- 0	HOME	1- 1	0- 0	3- 2				
2- 6	0- 0	0- 0	AWAY	0- 2	0- 0	2- 4				
0- 0	0- 0	0- 0	NEUTRAL	0- 0	0- 0	0- 0				

RPI 1-25				RPI 26-50				RPI 51-100				RPI 101+				Team's RPI: 259	
RPI	S	Opponent	Score	RPI	S	Opponent	Score	RPI	S	Opponent	Score	RPI	S	Opponent	Score		
				32	A	Mississippi St.	58 109	61	A	South Dakota St.	52 82	111	A	UNI	41 56		
								61	H	South Dakota St.	83 78	145	A	New Mexico St.	59 79		
								79	A	South Dakota	69 84	149	H	North Dakota	87 90		
								79	H	South Dakota	79 83	168	A	Oral Roberts	41 67		
								89	A	Western Mich.	59 74	168	H	Oral Roberts	77 64		
												221	A	Cal St. Fullerton	79 86		
												232	A	Western Ill.	66 88		
												232	H	Western Ill.	60 66		
												234	A	IUPUI	65 76		
												234	H	IUPUI	68 63		
												276	A	Grand Canyon	54 69		
												282	H	Milwaukee	73 77		
												288	H	Kent St.	74 68		
												292	A	Omaha	77 60		
												292	H	Omaha	65 73		
												298	N	NJIT	60 48		
												299	A	Denver	73 75		
												306	N	Northeastern	79 72		
												309	A	IPFW	72 66		
												309	H	IPFW	81 60		
LAST 12 Division I GAMES:																	
				309	A	IPFW	72 66	61	A	South Dakota St.	52 82						
				234	A	IUPUI	65 76	232	A	Western Ill.	66 88						
				292	H	Omaha	65 73	292	A	Omaha	77 60						
				168	A	Oral Roberts	41 67	309	H	IPFW	81 60						
				79	H	South Dakota	79 83	79	A	South Dakota	69 84						
				232	H	Western Ill.	60 66	299	A	Denver	73 75						

Non-Div I Games: Mayville St. 83 66

North Dakota St.

# North Florida

Through Games Of Feb. 22, 2015

Average RPI Win:	255	WON-LOST	WINNING	LAST 10	STRENGTH OF	OPP. STRENGTH	TEAM	ADJ.	CONF.	ADJ CONF.
Average RPI Loss:	160	RECORD	PCT. RANK	GAMES	SCHEDULE	OF SCHEDULE	RPI	RPI	RPI	RPI
DIV. I ONLY	9- 16	255	2- 8	234	215	252	252	11	11	
DIV. I NON-CONF.	7- 6	154	0- 0	264	273	184	184	12	12	
TOTALS	RPI 1-25	RPI 26-50	W-L RECORDS	RPI 51-100	RPI 101-150	RPI 150+				
9- 16	0- 2	0- 1	OVERALL	0- 1	0- 3	9- 9				
5- 6	0- 0	0- 1	HOME	0- 0	0- 1	5- 4				
3- 10	0- 2	0- 0	AWAY	0- 1	0- 2	3- 5				
1- 0	0- 0	0- 0	NEUTRAL	0- 0	0- 0	1- 0				
7- 6	0- 1	0- 0	NON-CONFERENCE	0- 1	0- 1	7- 3				
4- 1	0- 0	0- 0	HOME	0- 0	0- 0	4- 1				
2- 5	0- 1	0- 0	AWAY	0- 1	0- 1	2- 2				
1- 0	0- 0	0- 0	NEUTRAL	0- 0	0- 0	1- 0				
2- 10	0- 1	0- 1	CONFERENCE	0- 0	0- 2	2- 6				
1- 5	0- 0	0- 1	HOME	0- 0	0- 1	1- 3				
1- 5	0- 1	0- 0	AWAY	0- 0	0- 1	1- 3				
0- 0	0- 0	0- 0	NEUTRAL	0- 0	0- 0	0- 0				

RPI 1-25				RPI 26-50				RPI 51-100				RPI 101+ Team's RPI: 252			
RPI	S	Opponent	Score	RPI	S	Opponent	Score	RPI	S	Opponent	Score	RPI	S	Opponent	Score
13	A	Florida St.	58 79	39	H	Stetson	38 67	56	A	Miami (FL)	53 81	139	A	Kennesaw St.	40 46
16	A	FGCU	42 75									139	H	Kennesaw St.	52 64
												148	A	Florida	51 63
												185	A	Northern Ky.	29 67
												185	H	Northern Ky.	81 79
												187	H	Mercer	57 55
												193	A	Samford	47 81
												200	A	Tennessee St.	54 53
												215	A	USC Upstate	49 61
												215	H	USC Upstate	50 59
												224	A	Jacksonville	52 54
												224	H	Jacksonville	56 68
												233	H	Georgia St.	59 72
												243	A	UNCW	55 41
												257	A	Lipscomb	57 54
												257	H	Lipscomb	62 71
												263	A	UCF	56 60
												268	N	Eastern Ky.	62 45
												300	H	Wofford	68 60
												313	H	Western Caro.	62 45
												339	H	UMKC	63 62
LAST 12 Division I GAMES:															
185	A	Northern Ky.	29 67	139	A	Kennesaw St.	40 46								
257	A	Lipscomb	57 54	257	H	Lipscomb	62 71								
139	H	Kennesaw St.	52 64	185	H	Northern Ky.	81 79								
215	H	USC Upstate	50 59	39	H	Stetson	38 67								
224	H	Jacksonville	56 68	16	A	FGCU	42 75								
215	A	USC Upstate	49 61	224	A	Jacksonville	52 54								

Non-Div I Games: Thomas (GA) 54 39 Edward Waters 62 57

North Florida

Loss, Non-Conf, S Site, H Home A Away N Neutral

## North Texas

Through Games Of Feb. 22, 2015

Average RPI Win:	257	WON-LOST	WINNING	LAST 10	STRENGTH OF	OPP. STRENGTH	TEAM	ADJ.	CONF.	ADJ CONF.
Average RPI Loss:	171	RECORD	PCT. RANK	GAMES	SCHEDULE	OF SCHEDULE	RPI	RPI	RPI	RPI
DIV. I ONLY	5- 20	312	3- 7	250	162	321	321	17	17	
DIV. I NON-CONF.	1- 10	329	0- 0	306	208	342	342	18	18	
TOTALS	RPI 1-25	RPI 26-50	W-L RECORDS	RPI 51-100	RPI 101-150	RPI 150+				
5- 20	0- 2	0- 2	OVERALL	0- 1	1- 2	4- 13				
4- 10	0- 1	0- 1	HOME	0- 0	1- 1	3- 7				
1- 10	0- 1	0- 1	AWAY	0- 1	0- 1	1- 6				
0- 0	0- 0	0- 0	NEUTRAL	0- 0	0- 0	0- 0				
1- 10	0- 2	0- 0	NON-CONFERENCE	0- 0	0- 0	1- 8				
0- 7	0- 1	0- 0	HOME	0- 0	0- 0	0- 6				
1- 3	0- 1	0- 0	AWAY	0- 0	0- 0	1- 2				
0- 0	0- 0	0- 0	NEUTRAL	0- 0	0- 0	0- 0				
4- 10	0- 0	0- 2	CONFERENCE	0- 1	1- 2	3- 5				
4- 3	0- 0	0- 1	HOME	0- 0	1- 1	3- 1				
0- 7	0- 0	0- 1	AWAY	0- 1	0- 1	0- 4				
0- 0	0- 0	0- 0	NEUTRAL	0- 0	0- 0	0- 0				

RPI 1-25			RPI 26-50			RPI 51-100			RPI 101+			Team's RPI: 321
RPI	S	Opponent	Score	RPI	S	Opponent	Score	RPI	S	Opponent	Score	
19	A	Texas A&M	38 75	30	H	Western Ky.	49 77	97	A	Southern Miss.	55 67	124 H Marshall 45 42
20	H	Oklahoma	39 68	50	A	Middle Tenn.	59 85					125 A Louisiana Tech 57 92
												142 H Old Dominion 44 54
												165 H Texas-Arlington 38 46
												174 A UTSA 45 53
												182 H Northern Colo. 48 53
												190 H Charlotte 58 67
												197 H Massachusetts 46 56
												206 A San Francisco 42 60
												208 A UAB 40 74
												223 H Fla. Atlantic 74 55
												239 A SMU 55 62
												246 A UTEP 58 60
												261 A Rice 55 58
												261 H Rice 53 48
												273 H Houston 42 46
												296 H Eastern Ill. 57 59
												299 H Denver 55 63
												337 H FIU 77 61
												339 A UMKC 65 47
LAST 12 Division I GAMES:												
337	H	FIU	77 61	261	A	Rice	55 58					
223	H	Fla. Atlantic	74 55	97	A	Southern Miss.	55 67					
50	A	Middle Tenn.	59 85	125	A	Louisiana Tech	57 92					
208	A	UAB	40 74	142	H	Old Dominion	44 54					
124	H	Marshall	45 42	190	H	Charlotte	58 67					
30	H	Western Ky.	49 77	261	H	Rice	53 48					

Non-Div I Games:

North Texas

■ Loss, 
 ■ Non-Conf, 
 ■ S Site, 
 ■ H Home 
 ■ A Away 
 N Neutral



Average RPI Win: 190		WON-LOST	WINNING	LAST 10	STRENGTH OF	OPP. STRENGTH	TEAM	ADJ.	CONF.	ADJ CONF.
Average RPI Loss: 162		RECORD	PCT. RANK	GAMES	SCHEDULE	OF SCHEDULE	RPI	RPI	RPI	RPI
DIV. I ONLY		4- 21	325	0- 7	196	131	306	306	13	13
DIV. I NON-CONF.		3- 7	250	0- 1	141	182	221	221	11	11
TOTALS		RPI 1-25	RPI 26-50	W-L RECORDS	RPI 51-100	RPI 101-150	RPI 150+			
4- 21	0- 1		0- 1	OVERALL	1- 5	1- 3	2- 11			
3- 8	0- 1		0- 0	HOME	0- 1	1- 1	2- 5			
1- 12	0- 0		0- 1	AWAY	1- 4	0- 2	0- 5			
0- 1	0- 0		0- 0	NEUTRAL	0- 0	0- 0	0- 1			
3- 7	0- 0		0- 1	NON-CONFERENCE	1- 2	1- 1	1- 3			
2- 1	0- 0		0- 0	HOME	0- 0	1- 0	1- 1			
1- 5	0- 0		0- 1	AWAY	1- 2	0- 1	0- 1			
0- 1	0- 0		0- 0	NEUTRAL	0- 0	0- 0	0- 1			
1- 14	0- 1		0- 0	CONFERENCE	0- 3	0- 2	1- 8			
1- 7	0- 1		0- 0	HOME	0- 1	0- 1	1- 4			
0- 7	0- 0		0- 0	AWAY	0- 2	0- 1	0- 4			
0- 0	0- 0		0- 0	NEUTRAL	0- 0	0- 0	0- 0			

RPI 1-25				RPI 26-50				RPI 51-100				RPI 101+				Team's RPI: 306	
RPI	S	Opponent	Score	RPI	S	Opponent	Score	RPI	S	Opponent	Score	RPI	S	Opponent	Score		
23	H	James Madison	55 77	41	A	Rutgers	60 74	71	A	Drexel	35 58	117	H	Marist	58 51		
								83	A	Albany (NY)	70 67	120	A	Elon	77 80		
								84	A	Maine	51 60	120	H	Elon	73 74		
								91	A	Hofstra	83 85	147	A	Harvard	65 67		
								91	H	Hofstra	45 66	170	H	William & Mary	66 72		
								100	A	Boston College	56 66	184	A	Delaware	61 70		
												184	H	Delaware	48 54		
												218	H	New Hampshire	62 63		
												223	A	Fla. Atlantic	74 81		
												242	A	Towson	61 65		
												242	H	Towson	64 72		
												243	A	UNCW	78 84		
												243	H	UNCW	73 64		
												259	N	North Dakota St.	72 79		
												270	A	Col. of Charleston	38 59		
												270	H	Col. of Charleston	54 56		
												316	H	Boston U.	75 74		
LAST 12 Division I GAMES:																	
223	A	Fla. Atlantic	74 81	170	H	William & Mary	66 72										
270	H	Col. of Charleston	54 56	91	H	Hofstra	45 66										
120	H	Elon	73 74	120	A	Elon	77 80										
243	A	UNCW	78 84	242	A	Towson	61 65										
242	H	Towson	64 72	270	A	Col. of Charleston	38 59										
184	A	Delaware	61 70	243	H	UNCW	73 64										

Non-Div I Games:

Northeastern

■ Loss, ■ Non-Conf, S Site, H Home A Away N Neutral

Non-Conference RPI				Through Games of Feb. 11, 2015						
Average RPI Win:	242	WON-LOST	WINNING	LAST 10	STRENGTH OF	OPP. STRENGTH	TEAM	ADJ.	CONF.	ADJ CONF.
Average RPI Loss:	180	RECORD	PCT. RANK	GAMES	SCHEDULE	OF SCHEDULE	RPI	RPI	RPI	RPI
DIV. I ONLY	10- 13	217	5- 5	322	205	274	274	21	21	
DIV. I NON-CONF.	3- 6	234	0- 0	345	137	337	337	21	21	
-----										
TOTALS	RPI 1-25	RPI 26-50		W-L RECORDS		RPI 51-100	RPI 101-150	RPI 150+		
10- 13	0- 0	0- 0		OVERALL		0- 0	1- 5	9- 8		
9- 3	0- 0	0- 0		HOME		0- 0	1- 2	8- 1		
1- 10	0- 0	0- 0		AWAY		0- 0	0- 3	1- 7		
0- 0	0- 0	0- 0		NEUTRAL		0- 0	0- 0	0- 0		
3- 6	0- 0	0- 0		NON-CONFERENCE		0- 0	0- 2	3- 4		
3- 2	0- 0	0- 0		HOME		0- 0	0- 1	3- 1		
0- 4	0- 0	0- 0		AWAY		0- 0	0- 1	0- 3		
0- 0	0- 0	0- 0		NEUTRAL		0- 0	0- 0	0- 0		
7- 7	0- 0	0- 0		CONFERENCE		0- 0	1- 3	6- 4		
6- 1	0- 0	0- 0		HOME		0- 0	1- 1	5- 0		
1- 6	0- 0	0- 0		AWAY		0- 0	0- 2	1- 4		
0- 0	0- 0	0- 0		NEUTRAL		0- 0	0- 0	0- 0		

[illegible]

Non-Div I Games:	Western N.M.	54	58	Fort Lewis	61	43
------------------	--------------	----	----	------------	----	----

Northern Ariz.

Loss, Non-Conf, S Site, H Home A Away N Neutral

Average RPI Win:	234	WON-LOST	WINNING	LAST 10	STRENGTH OF	OPP. STRENGTH	TEAM	ADJ.	CONF.	ADJ CONF.
Average RPI Loss:	141	RECORD	PCT. RANK	GAMES	SCHEDULE	OF SCHEDULE	RPI	RPI	RPI	RPI
DIV. I ONLY	14- 11	139	7- 3	255	170	182	182	21	21	
DIV. I NON-CONF.	5- 5	158	0- 0	259	118	167	167	21	21	
TOTALS	RPI 1-25	RPI 26-50	W-L RECORDS	RPI 51-100	RPI 101-150	RPI 150+				
14- 11	0- 2	0- 1	OVERALL	0- 1	3- 3	11- 4				
8- 4	0- 0	0- 0	HOME	0- 1	2- 2	6- 1				
6- 7	0- 2	0- 1	AWAY	0- 0	1- 1	5- 3				
0- 0	0- 0	0- 0	NEUTRAL	0- 0	0- 0	0- 0				
5- 5	0- 2	0- 1	NON-CONFERENCE	0- 1	0- 0	5- 1				
2- 1	0- 0	0- 0	HOME	0- 1	0- 0	2- 0				
3- 4	0- 2	0- 1	AWAY	0- 0	0- 0	3- 1				
0- 0	0- 0	0- 0	NEUTRAL	0- 0	0- 0	0- 0				
9- 6	0- 0	0- 0	CONFERENCE	0- 0	3- 3	6- 3				
6- 3	0- 0	0- 0	HOME	0- 0	2- 2	4- 1				
3- 3	0- 0	0- 0	AWAY	0- 0	1- 1	2- 2				
0- 0	0- 0	0- 0	NEUTRAL	0- 0	0- 0	0- 0				

RPI 1-25				RPI 26-50				RPI 51-100				RPI 101+ Team's RPI: 182			
RPI	S	Opponent	Score	RPI	S	Opponent	Score	RPI	S	Opponent	Score	RPI	S	Opponent	Score
16	A	FGCU	56 69	34	A	Nebraska	56 63	61	H	South Dakota St.	48 71	105	A	Montana	52 51
24	A	South Fla.	43 84									105	H	Montana	58 64
												128	A	Sacramento St.	71 76
												128	H	Sacramento St.	78 76
												137	H	Eastern Wash.	64 56
												149	H	North Dakota	58 68
												189	H	Idaho	70 52
												196	A	Montana St.	84 63
												196	H	Montana St.	80 61
												239	A	SMU	57 44
												240	H	Southern Utah	87 58
												241	A	Idaho St.	61 70
												249	A	Weber St.	52 59
												266	A	Utah St.	61 65
												274	H	Northern Ariz.	49 51
												276	H	Grand Canyon	66 47
												292	A	Omaha	67 58
												304	A	Portland St.	68 54
												304	H	Portland St.	90 50
												321	A	North Texas	53 48
												343	H	Air Force	76 35
LAST 12 Division I GAMES:															
304	H	Portland St.	90 50	249	A	Weber St.	52 59								
128	H	Sacramento St.	78 76	241	A	Idaho St.	61 70								
105	A	Montana	52 51	189	H	Idaho	70 52								
196	A	Montana St.	84 63	137	H	Eastern Wash.	64 56								
240	H	Southern Utah	87 58	149	H	North Dakota	58 68								
274	H	Northern Ariz.	49 51	128	A	Sacramento St.	71 76								

Non-Div I Games: Western St. 85 37

Northern Colo.

■ Loss, 
 ■ Non-Conf, S Site, 
 ■ Home 
 ■ Away 
 N Neutral

Average RPI Win:	238	WON-LOST	WINNING	LAST 10	STRENGTH OF	OPP. STRENGTH	TEAM	ADJ.	CONF.	ADJ CONF.
Average RPI Loss:	163	RECORD	PCT. RANK	GAMES	SCHEDULE	OF SCHEDULE	RPI	RPI	RPI	RPI
DIV. I ONLY	10- 14	222	4- 6	298	218	253	253	16	16	
DIV. I NON-CONF.	4- 6	207	0- 0	338	251	292	292	17	17	
TOTALS	RPI 1-25	RPI 26-50	W-L RECORDS	RPI 51-100	RPI 101-150	RPI 150+				
10- 14	0- 0	0- 0	OVERALL	1- 3	1- 5	8- 6				
7- 3	0- 0	0- 0	HOME	1- 1	0- 1	6- 1				
2- 10	0- 0	0- 0	AWAY	0- 1	1- 4	1- 5				
1- 1	0- 0	0- 0	NEUTRAL	0- 1	0- 0	1- 0				
4- 6	0- 0	0- 0	NON-CONFERENCE	0- 1	0- 2	4- 3				
2- 1	0- 0	0- 0	HOME	0- 0	0- 0	2- 1				
1- 4	0- 0	0- 0	AWAY	0- 0	0- 2	1- 2				
1- 1	0- 0	0- 0	NEUTRAL	0- 1	0- 0	1- 0				
6- 8	0- 0	0- 0	CONFERENCE	1- 2	1- 3	4- 3				
5- 2	0- 0	0- 0	HOME	1- 1	0- 1	4- 0				
1- 6	0- 0	0- 0	AWAY	0- 1	1- 2	0- 3				
0- 0	0- 0	0- 0	NEUTRAL	0- 0	0- 0	0- 0				

RPI 1-25			RPI 26-50			RPI 51-100			RPI 101+			Team's RPI: 253
RPI	S	Opponent	Score	RPI	S	Opponent	Score	RPI	S	Opponent	Score	
						58 A Ohio	40 67	109 A Missouri		44 47		
						61 N South Dakota St.	42 55	111 A UNI		42 51		
						75 H Akron	62 56	114 A Toledo		57 73		
						89 H Western Mich.	51 60	119 A Ball St.		65 62		
								119 H Ball St.		50 51		
								133 A Central Mich.		43 56		
								161 H Eastern Mich.		54 48		
								162 A Buffalo		43 47		
								177 H SIUE		69 47		
								199 A Ill.-Chicago		47 61		
								255 H Valparaiso		50 65		
								286 H Miami (OH)		60 49		
								288 A Kent St.		52 54		
								288 H Kent St.		66 49		
								294 A Bowling Green		59 65		
								294 H Bowling Green		67 50		
								296 A Eastern Ill.		46 55		
								312 A Bradley		67 54		
								318 H Illinois St.		55 51		
								347 N Delaware St.		79 59		
LAST 12 Division I GAMES:												
						119 H Ball St.	50 51	119 A Ball St.		65 62		
						114 A Toledo	57 73	294 H Bowling Green		67 50		
						288 A Kent St.	52 54	162 A Buffalo		43 47		
						89 H Western Mich.	51 60	58 A Ohio		40 67		
						75 H Akron	62 56	288 H Kent St.		66 49		
						286 H Miami (OH)	60 49	294 A Bowling Green		59 65		

Non-Div I Games:

Northern Ill.

■ Loss, 
 ■ Non-Conf, 
 S Site, 
 ■ Home 
 ■ Away 
 N Neutral

Average RPI Win:	246	WON-LOST	WINNING	LAST 10	STRENGTH OF	OPP. STRENGTH	TEAM	ADJ.	CONF.	ADJ CONF.
Average RPI Loss:	128	RECORD	PCT. RANK	GAMES	SCHEDULE	OF SCHEDULE	RPI	RPI	RPI	RPI
DIV. I ONLY	14- 12	154	5- 5	232	167	185	185	11	11	
DIV. I NON-CONF.	8- 6	136	0- 0	321	235	218	218	12	12	
TOTALS	RPI 1-25	RPI 26-50	W-L RECORDS	RPI 51-100	RPI 101-150	RPI 150+				
14- 12	0- 3	1- 1	OVERALL	0- 3	0- 1	13- 4				
6- 5	0- 1	1- 0	HOME	0- 2	0- 0	5- 2				
4- 7	0- 2	0- 1	AWAY	0- 1	0- 1	4- 2				
4- 0	0- 0	0- 0	NEUTRAL	0- 0	0- 0	4- 0				
8- 6	0- 1	0- 0	NON-CONFERENCE	0- 3	0- 0	8- 2				
2- 3	0- 0	0- 0	HOME	0- 2	0- 0	2- 1				
2- 3	0- 1	0- 0	AWAY	0- 1	0- 0	2- 1				
4- 0	0- 0	0- 0	NEUTRAL	0- 0	0- 0	4- 0				
6- 6	0- 2	1- 1	CONFERENCE	0- 0	0- 1	5- 2				
4- 2	0- 1	1- 0	HOME	0- 0	0- 0	3- 1				
2- 4	0- 1	0- 1	AWAY	0- 0	0- 1	2- 1				
0- 0	0- 0	0- 0	NEUTRAL	0- 0	0- 0	0- 0				

RPI 1-25				RPI 26-50				RPI 51-100				RPI 101+ Team's RPI: 185			
RPI	S	Opponent	Score	RPI	S	Opponent	Score	RPI	S	Opponent	Score	RPI	S	Opponent	Score
11	A	Kentucky	64 82	39	A	Stetson	56 73	58	H	Ohio	38 77	139	A	Kennesaw St.	58 66
16	A	FGCU	47 75	39	H	Stetson	68 62	75	A	Akron	49 82	184	N	Delaware	63 58
16	H	FGCU	46 67					92	H	Wright St.	60 72	215	H	USC Upstate	77 74
												224	A	Jacksonville	70 59
												224	H	Jacksonville	62 76
												234	H	IUPUI	57 43
												252	A	North Florida	79 81
												252	H	North Florida	67 29
												257	A	Lipscomb	81 70
												257	H	Lipscomb	64 57
												258	A	Marquette	77 68
												276	N	Grand Canyon	52 45
												277	H	Cincinnati	66 52
												301	N	UNC Greensboro	66 58
												308	H	Loyola Chicago	38 45
												309	A	IPFW	59 65
												318	A	Illinois St.	59 48
												347	N	Delaware St.	76 55
LAST 12 Division I GAMES:															
252	H	North Florida	67 29	39	H	Stetson	68 62								
224	H	Jacksonville	62 76	224	A	Jacksonville	70 59								
39	A	Stetson	56 73	252	A	North Florida	79 81								
16	A	FGCU	47 75	215	H	USC Upstate	77 74								
257	H	Lipscomb	64 57	139	A	Kennesaw St.	58 66								
16	H	FGCU	46 67	257	A	Lipscomb	81 70								

Non-Div I Games: Georgetown (KY) 78 57

Northern Ky.

■ Loss, 
 ■ Non-Conf, S Site, 
 ■ Home 
 ■ Away 
 N Neutral

Average RPI Win:	147	WON-LOST	WINNING	LAST 10	STRENGTH OF	OPP. STRENGTH	TEAM	ADJ.	CONF.	ADJ CONF.
Average RPI Loss:	53	RECORD	PCT. RANK	GAMES	SCHEDULE	OF SCHEDULE	RPI	RPI	RPI	RPI
DIV. I ONLY	21- 6	31	8- 2	117	17	35	35	4	4	
DIV. I NON-CONF.	10- 1	17	0- 0	206	155	38	38	2	2	
TOTALS	RPI 1-25	RPI 26-50	W-L RECORDS	RPI 51-100	RPI 101-150	RPI 150+				
21- 6	0- 3	3- 1	OVERALL	7- 1	3- 0	8- 1				
10- 2	0- 1	3- 0	HOME	3- 1	1- 0	3- 0				
10- 4	0- 2	0- 1	AWAY	4- 0	2- 0	4- 1				
1- 0	0- 0	0- 0	NEUTRAL	0- 0	0- 0	1- 0				
10- 1	0- 1	1- 0	NON-CONFERENCE	2- 0	0- 0	7- 0				
5- 0	0- 0	1- 0	HOME	1- 0	0- 0	3- 0				
4- 1	0- 1	0- 0	AWAY	1- 0	0- 0	3- 0				
1- 0	0- 0	0- 0	NEUTRAL	0- 0	0- 0	1- 0				
11- 5	0- 2	2- 1	CONFERENCE	5- 1	3- 0	1- 1				
5- 2	0- 1	2- 0	HOME	2- 1	1- 0	0- 0				
6- 3	0- 1	0- 1	AWAY	3- 0	2- 0	1- 1				
0- 0	0- 0	0- 0	NEUTRAL	0- 0	0- 0	0- 0				

RPI 1-25				RPI 26-50				Team's RPI: 35				RPI 51-100				RPI 101+			
RPI	S	Opponent	Score	RPI	S	Opponent	Score	RPI	S	Opponent	Score	RPI	S	Opponent	Score	RPI	S	Opponent	Score
8	A	Iowa	70 83	34	H	Nebraska	59 51	51	A	DePaul	97 91	103	A	Purdue	73 65				
8	H	Iowa	99 102	36	A	Ohio St.	64 73	55	A	Michigan	63 62	138	A	Wisconsin	86 83				
10	A	Arizona St.	75 88	37	H	Minnesota	70 49	55	H	Michigan	66 73	138	H	Wisconsin	68 46				
				42	H	Gonzaga	62 43	85	A	Illinois	68 67	160	A	Indiana	75 69				
								85	H	Illinois	64 58	199	H	Ill.-Chicago	61 40				
								94	A	Michigan St.	61 57	201	A	Penn St.	75 76				
								94	H	Michigan St.	77 70	210	A	Virginia Tech	70 45				
								98	H	Hampton	62 36	217	A	UNLV	88 84				
												288	H	Kent St.	72 54				
												296	N	Eastern Ill.	92 44				
												308	H	Loyola Chicago	70 33				
												345	A	Chicago St.	102 48				
LAST 12 Division I GAMES:																			
138	A	Wisconsin	86 83	37	H	Minnesota	70 49												
34	H	Nebraska	59 51	8	H	Iowa	99 102												
55	A	Michigan	63 62	201	A	Penn St.	75 76												
103	A	Purdue	73 65	85	A	Illinois	68 67												
85	H	Illinois	64 58	55	H	Michigan	66 73												
160	A	Indiana	75 69	8	A	Iowa	70 83												

Non-Div I Games:

Northwestern

■ Loss, 
 ■ Non-Conf, S Site, 
 ■ Home 
 ■ Away 
 N Neutral

Average RPI Win:	259	WON-LOST	WINNING	LAST 10	STRENGTH OF	OPP. STRENGTH	TEAM	ADJ.	CONF.	ADJ CONF.
Average RPI Loss:	170	RECORD	PCT. RANK	GAMES	SCHEDULE	OF SCHEDULE	RPI	RPI	RPI	RPI
DIV. I ONLY	10- 12	207	4- 6	233	278	212	212	27	27	
DIV. I NON-CONF.	1- 6	316	0- 0	98	26	260	260	27	27	
TOTALS	RPI 1-25	RPI 26-50	W-L RECORDS	RPI 51-100	RPI 101-150	RPI 150+				
10- 12	0- 2	0- 2	OVERALL	0- 0	1- 1	9- 7				
6- 2	0- 0	0- 0	HOME	0- 0	1- 1	5- 1				
4- 10	0- 2	0- 2	AWAY	0- 0	0- 0	4- 6				
0- 0	0- 0	0- 0	NEUTRAL	0- 0	0- 0	0- 0				
1- 6	0- 2	0- 2	NON-CONFERENCE	0- 0	1- 0	0- 2				
1- 0	0- 0	0- 0	HOME	0- 0	1- 0	0- 0				
0- 6	0- 2	0- 2	AWAY	0- 0	0- 0	0- 2				
0- 0	0- 0	0- 0	NEUTRAL	0- 0	0- 0	0- 0				
9- 6	0- 0	0- 0	CONFERENCE	0- 0	0- 1	9- 5				
5- 2	0- 0	0- 0	HOME	0- 0	0- 1	5- 1				
4- 4	0- 0	0- 0	AWAY	0- 0	0- 0	4- 4				
0- 0	0- 0	0- 0	NEUTRAL	0- 0	0- 0	0- 0				

RPI 1-25				RPI 26-50				RPI 51-100				RPI 101+ Team's RPI: 212			
RPI	S	Opponent	Score	RPI	S	Opponent	Score	RPI	S	Opponent	Score	RPI	S	Opponent	Score
19	A	Texas A&M	42 75	40	A	Arkansas	30 78					125	H	Louisiana Tech	69 57
21	A	Texas	34 74	48	A	Oklahoma St.	44 89					129	H	Stephen F. Austin	61 69
												172	H	Lamar	72 82
												219	A	McNeese St.	57 68
												219	H	McNeese St.	75 54
												220	A	Nicholls St.	40 59
												220	H	Nicholls St.	74 71
												245	H	Abilene Christian	61 56
												262	A	Central Ark.	46 63
												262	H	Central Ark.	54 52
												264	A	A&M-Corpus Christi	66 59
												285	A	Jackson St.	61 62
												287	A	Houston Baptist	78 68
												293	A	Sam Houston St.	66 57
												306	A	Grambling	41 44
												319	A	Southeastern La.	52 58
												333	A	New Orleans	75 63
												341	H	Incarnate Word	73 51
LAST 12 Division I GAMES:															
333	A	New Orleans	75 63	262	A	Central Ark.	46 63								
220	A	Nicholls St.	40 59	219	H	McNeese St.	75 54								
219	A	McNeese St.	57 68	220	H	Nicholls St.	74 71								
262	H	Central Ark.	54 52	172	H	Lamar	72 82								
129	H	Stephen F. Austin	61 69	264	A	A&M-Corpus Christi	66 59								
319	A	Southeastern La.	52 58	341	H	Incarnate Word	73 51								

Non-Div I Games: Central Baptist 71 43 LSU-Alexandria 86 58 Ark.-Monticello 61 56 LeTourneau 78 35 Northwestern St.

Average RPI Win: 90		WON-LOST	WINNING	LAST 10	STRENGTH OF	OPP. STRENGTH	TEAM	ADJ.	CONF.	ADJ CONF.
Average RPI Loss: 31		RECORD	PCT. RANK	GAMES	SCHEDULE	OF SCHEDULE	RPI	RPI	RPI	RPI
DIV. I ONLY		25- 2	5	10- 0	8	1	3	3	3	3
DIV. I NON-CONF.		13- 1	4	1- 0	6	2	2	2	3	3
TOTALS	RPI 1-25		RPI 26-50		W-L RECORDS	RPI 51-100	RPI 101-150		RPI 150+	
25- 2	6- 1		2- 0		OVERALL	9- 1	3- 0		5- 0	
15- 1	4- 1		2- 0		HOME	3- 0	3- 0		3- 0	
9- 1	2- 0		0- 0		AWAY	5- 1	0- 0		2- 0	
1- 0	0- 0		0- 0		NEUTRAL	1- 0	0- 0		0- 0	
13- 1	2- 1		2- 0		NON-CONFERENCE	5- 0	2- 0		2- 0	
9- 1	2- 1		2- 0		HOME	1- 0	2- 0		2- 0	
3- 0	0- 0		0- 0		AWAY	3- 0	0- 0		0- 0	
1- 0	0- 0		0- 0		NEUTRAL	1- 0	0- 0		0- 0	
12- 1	4- 0		0- 0		CONFERENCE	4- 1	1- 0		3- 0	
6- 0	2- 0		0- 0		HOME	2- 0	1- 0		1- 0	
6- 1	2- 0		0- 0		AWAY	2- 1	0- 0		2- 0	
0- 0	0- 0		0- 0		NEUTRAL	0- 0	0- 0		0- 0	

RPI 1-25				Team's RPI: 3		RPI 26-50				RPI 51-100				RPI 101+			
RPI	S	Opponent	Score	RPI	S	Opponent	Score	RPI	S	Opponent	Score	RPI	S	Opponent	Score		
1	H	Tennessee	88 77	26	H	Chattanooga	88 53	51	A	DePaul	94 93	106	H	Virginia	75 54		
5	H	UConn	58 76	31	H	Quinnipiac	112 52	55	H	Michigan	70 50	112	H	Saint Joseph's	64 50		
6	H	Maryland	92 72					56	A	Miami (FL)	63 78	147	H	Harvard	97 43		
12	A	North Carolina	89 79					90	A	Georgia Tech	71 61	178	A	Clemson	74 36		
13	H	Florida St.	74 68					90	H	Georgia Tech	89 76	181	H	Holy Cross	104 29		
14	H	Duke	63 50					93	A	UCLA	82 67	205	H	Wake Forest	92 63		
25	A	Syracuse	85 74					94	A	Michigan St.	71 63	210	A	Virginia Tech	74 50		
								95	N	Kansas	89 47	225	H	UMass Lowell	105 51		
								100	A	Boston College	89 56						
								100	H	Boston College	104 58						
LAST 12 Division I GAMES:																	
				90	A	Georgia Tech	71 61	178	A	Clemson	74 36						
				14	H	Duke	63 50	90	H	Georgia Tech	89 76						
				100	A	Boston College	89 56	1	H	Tennessee	88 77						
				106	H	Virginia	75 54	12	A	North Carolina	89 79						
				205	H	Wake Forest	92 63	100	H	Boston College	104 58						
				210	A	Virginia Tech	74 50	56	A	Miami (FL)	63 78						

Non-Div I Games:

Notre Dame

■ Loss, ■ Non-Conf, S Site, H Home A Away N Neutral



Average RPI Win: <b>230</b>	WON-LOST	WINNING	LAST 10	STRENGTH OF	OPP. STRENGTH	TEAM	ADJ.	CONF.	ADJ CONF.
Average RPI Loss: <b>144</b>	RECORD	PCT. RANK	GAMES	SCHEDULE	OF SCHEDULE	RPI	RPI	RPI	RPI
DIV. I ONLY	9- 15	247	3- 7	236	157	238	238	12	12
DIV. I NON-CONF.	4- 7	220	0- 0	324	169	265	265	13	13
TOTALS	RPI 1-25	RPI 26-50	W-L RECORDS	RPI 51-100	RPI 101-150	RPI 150+			
9- 15	0- 0	1- 0	OVERALL	1- 5	0- 4	7- 6			
5- 4	0- 0	0- 0	HOME	1- 1	0- 1	4- 2			
4- 11	0- 0	1- 0	AWAY	0- 4	0- 3	3- 4			
0- 0	0- 0	0- 0	NEUTRAL	0- 0	0- 0	0- 0			
4- 7	0- 0	0- 0	NON-CONFERENCE	0- 2	0- 2	4- 3			
2- 1	0- 0	0- 0	HOME	0- 0	0- 0	2- 1			
2- 6	0- 0	0- 0	AWAY	0- 2	0- 2	2- 2			
0- 0	0- 0	0- 0	NEUTRAL	0- 0	0- 0	0- 0			
5- 8	0- 0	1- 0	CONFERENCE	1- 3	0- 2	3- 3			
3- 3	0- 0	0- 0	HOME	1- 1	0- 1	2- 1			
2- 5	0- 0	1- 0	AWAY	0- 2	0- 1	1- 2			
0- 0	0- 0	0- 0	NEUTRAL	0- 0	0- 0	0- 0			

RPI S	Opponent	Score	RPI S	Opponent	Score	RPI S	Opponent	Score	RPI S	Opponent	Score	Team's RPI: 238
27	A Green Bay	70 67	56	A Miami (FL)	53 66	108	A Cleveland St.	74 80				
			65	A Youngstown St.	54 76	108	H Cleveland St.	64 72				
			65	H Youngstown St.	85 82	119	A Ball St.	50 75				
			92	A Wright St.	66 92	133	A Central Mich.	69 74				
			92	H Wright St.	89 108	159	A Dartmouth	54 59				
			94	A Michigan St.	64 79	160	H Indiana	61 88				
						199	H Ill.-Chicago	60 75				
						237	A Detroit	62 73				
						237	H Detroit	64 58				
						255	A Valparaiso	71 54				
						263	A UCF	65 98				
						264	A A&M-Corpus Christi	61 54				
						282	A Milwaukee	60 66				
						282	H Milwaukee	89 56				
						286	H Miami (OH)	65 51				
						309	A IPFW	92 84				
						345	H Chicago St.	66 40				
LAST 12 Division I GAMES:												
92	A Wright St.	66 92	108	H Cleveland St.	64 72							
237	H Detroit	64 58	92	H Wright St.	89 108							
108	A Cleveland St.	74 80	65	H Youngstown St.	85 82							
65	A Youngstown St.	54 76	237	A Detroit	62 73							
282	A Milwaukee	60 66	199	H Ill.-Chicago	60 75							
27	A Green Bay	70 67	255	A Valparaiso	71 54							

Non-Div I Games: Concordia (MI) 109 62 Rochester College 96 38

Oakland

Average RPI Win: <b>199</b>	WON-LOST	WINNING	LAST 10	STRENGTH OF	OPP. STRENGTH	TEAM	ADJ.	CONF.	ADJ CONF.
Average RPI Loss: <b>84</b>	RECORD	PCT. RANK	GAMES	SCHEDULE	OF SCHEDULE	RPI	RPI	RPI	RPI
DIV. I ONLY	21- 4	22	9- 1	178	176	58	58	16	16
DIV. I NON-CONF.	9- 2	35	0- 0	254	207	109	109	17	17
TOTALS	RPI 1-25	RPI 26-50	W-L RECORDS	RPI 51-100	RPI 101-150	RPI 150+			
21- 4	0- 1	0- 0	OVERALL	2- 2	5- 0	14- 1			
10- 3	0- 1	0- 0	HOME	1- 1	3- 0	6- 1			
9- 1	0- 0	0- 0	AWAY	1- 1	2- 0	6- 0			
2- 0	0- 0	0- 0	NEUTRAL	0- 0	0- 0	2- 0			
9- 2	0- 1	0- 0	NON-CONFERENCE	0- 1	1- 0	8- 0			
5- 2	0- 1	0- 0	HOME	0- 1	1- 0	4- 0			
2- 0	0- 0	0- 0	AWAY	0- 0	0- 0	2- 0			
2- 0	0- 0	0- 0	NEUTRAL	0- 0	0- 0	2- 0			
12- 2	0- 0	0- 0	CONFERENCE	2- 1	4- 0	6- 1			
5- 1	0- 0	0- 0	HOME	1- 0	2- 0	2- 1			
7- 1	0- 0	0- 0	AWAY	1- 1	2- 0	4- 0			
0- 0	0- 0	0- 0	NEUTRAL	0- 0	0- 0	0- 0			

RPI 1-25				RPI 26-50				RPI 51-100 Team's RPI: 58				RPI 101+			
RPI	S	Opponent	Score	RPI	S	Opponent	Score	RPI	S	Opponent	Score	RPI	S	Opponent	Score
23	H	James Madison	62 <b>69</b>					62	H	East Carolina	68 <b>76</b>	108	H	Cleveland St.	71 64
								75	A	Akron	71 55	114	H	Toledo	65 58
								75	H	Akron	72 60	119	A	Ball St.	60 53
								89	A	Western Mich.	51 <b>61</b>	133	A	Central Mich.	74 66
												133	H	Central Mich.	71 51
												161	A	Eastern Mich.	82 59
												161	H	Eastern Mich.	61 <b>73</b>
												162	A	Buffalo	61 50
												176	N	La Salle	74 63
												185	A	Northern Ky.	77 38
												197	N	Massachusetts	59 52
												230	H	Morehead St.	87 67
												237	H	Detroit	60 57
												253	H	Northern Ill.	67 40
												286	A	Miami (OH)	67 45
												288	H	Kent St.	58 44
												294	A	Bowling Green	71 46
												300	H	Wofford	84 37
												323	H	Manhattan	82 58
												329	A	Murray St.	111 60
LAST 12 Division I GAMES:															
75	A	Akron	71 55	75	H	Akron	72 60								
161	H	Eastern Mich.	61 <b>73</b>	119	A	Ball St.	60 53								
286	A	Miami (OH)	67 45	253	H	Northern Ill.	67 40								
294	A	Bowling Green	71 46	133	H	Central Mich.	71 51								
288	H	Kent St.	58 44	161	A	Eastern Mich.	82 59								
133	A	Central Mich.	74 66	114	H	Toledo	65 58								

Non-Div I Games:

Ohio

■ Loss, 
 ■ Non-Conf, 
 ■ S Site, 
 ■ H Home 
 ■ A Away 
 N Neutral

Average RPI Win: 113		WON-LOST	WINNING	LAST 10	STRENGTH OF	OPP. STRENGTH	TEAM	ADJ.	CONF.	ADJ CONF.
Average RPI Loss: 51		RECORD	PCT. RANK	GAMES	SCHEDULE	OF SCHEDULE	RPI	RPI	RPI	RPI
DIV. I ONLY		19- 9	77	8- 2	25	13	36	36	4	4
DIV. I NON-CONF.		8- 4	92	0- 0	24	44	60	60	2	2
TOTALS		RPI 1-25	RPI 26-50		W-L RECORDS		RPI 51-100	RPI 101-150	RPI 150+	
19- 9	2- 2	2- 2		OVERALL		5- 4	4- 1	6- 0		
14- 3	1- 0	2- 2		HOME		5- 1	2- 0	4- 0		
3- 5	0- 2	0- 0		AWAY		0- 2	2- 1	1- 0		
2- 1	1- 0	0- 0		NEUTRAL		0- 1	0- 0	1- 0		
8- 4	1- 0	0- 1		NON-CONFERENCE		3- 2	1- 1	3- 0		
6- 2	0- 0	0- 1		HOME		3- 1	1- 0	2- 0		
0- 1	0- 0	0- 0		AWAY		0- 0	0- 1	0- 0		
2- 1	1- 0	0- 0		NEUTRAL		0- 1	0- 0	1- 0		
11- 5	1- 2	2- 1		CONFERENCE		2- 2	3- 0	3- 0		
8- 1	1- 0	2- 1		HOME		2- 0	1- 0	2- 0		
3- 4	0- 2	0- 0		AWAY		0- 2	2- 0	1- 0		
0- 0	0- 0	0- 0		NEUTRAL		0- 0	0- 0	0- 0		

RPI S	Opponent	Score	RPI S	Opponent	Score	Team's RPI: 36	RPI S	Opponent	Score	RPI S	Opponent	Score
6	A Maryland	78 87	33	H Pittsburgh	74 78		53	H Arkansas St.	67 52	103	A Purdue	79 71
8	A Iowa	65 73	35	H Northwestern	73 64		54	N Wichita St.	55 70	103	H Purdue	92 60
8	H Iowa	100 82	37	H Minnesota	72 76		55	A Michigan	94 100	106	A Virginia	82 87
16	N FGCU	90 83	41	H Rutgers	85 68		55	H Michigan	77 73	127	H VCU	96 86
							64	H West Virginia	96 54	138	A Wisconsin	85 73
							72	H Georgia	59 67	160	A Indiana	103 49
							85	A Illinois	55 66	160	H Indiana	78 70
							89	H Western Mich.	83 46	178	N Clemson	86 77
							94	H Michigan St.	76 62	201	H Penn St.	69 60
										204	H Winthrop	66 52
										322	H Saint Francis (PA)	113 97
LAST 12 Division I GAMES:												
8	H Iowa	100 82	94	H Michigan St.	76 62							
103	H Purdue	92 60	138	A Wisconsin	85 73							
85	A Illinois	55 66	103	A Purdue	79 71							
55	H Michigan	77 73	201	H Penn St.	69 60							
160	H Indiana	78 70	37	H Minnesota	72 76							
8	A Iowa	65 73	55	A Michigan	94 100							

Non-Div I Games:

Ohio St.

Average RPI Win:	108	WON-LOST	WINNING	LAST 10	STRENGTH OF	OPP. STRENGTH	TEAM	ADJ.	CONF.	ADJ CONF.
Average RPI Loss:	30	RECORD	PCT. RANK	GAMES	SCHEDULE	OF SCHEDULE	RPI	RPI	RPI	RPI
DIV. I ONLY	17- 9	83	6- 4	12	3	20	20	1	1	
DIV. I NON-CONF.	6- 5	145	0- 0	50	11	71	71	1	1	
TOTALS	RPI 1-25	RPI 26-50	W-L RECORDS	RPI 51-100	RPI 101-150	RPI 150+				
17- 9	1- 5	2- 2	OVERALL	8- 2	3- 0	3- 0				
11- 0	1- 0	2- 0	HOME	4- 0	2- 0	2- 0				
5- 7	0- 3	0- 2	AWAY	3- 2	1- 0	1- 0				
1- 2	0- 2	0- 0	NEUTRAL	1- 0	0- 0	0- 0				
6- 5	0- 3	1- 2	NON-CONFERENCE	1- 0	1- 0	3- 0				
4- 0	0- 0	1- 0	HOME	0- 0	1- 0	2- 0				
1- 3	0- 1	0- 2	AWAY	0- 0	0- 0	1- 0				
1- 2	0- 2	0- 0	NEUTRAL	1- 0	0- 0	0- 0				
11- 4	1- 2	1- 0	CONFERENCE	7- 2	2- 0	0- 0				
7- 0	1- 0	1- 0	HOME	4- 0	1- 0	0- 0				
4- 4	0- 2	0- 0	AWAY	3- 2	1- 0	0- 0				
0- 0	0- 0	0- 0	NEUTRAL	0- 0	0- 0	0- 0				

RPI	S	Opponent	Score	RPI	S	Opponent	Score	RPI	S	Opponent	Score	RPI	S	Opponent	Score
2	A	Baylor	66 89	29	H	Washington	90 80	52	A	Iowa St.	76 84	113	A	Texas Tech	75 58
11	N	Kentucky	88 92	38	A	UALR	62 66	52	H	Iowa St.	75 66	113	H	Texas Tech	70 64
14	A	Duke	72 92	40	A	Arkansas	64 71	64	A	West Virginia	69 78	116	H	Yale	71 54
21	A	Texas	81 84	48	H	Oklahoma St.	73 54	64	H	West Virginia	71 60	172	H	Lamar	100 73
21	H	Texas	70 59					69	A	TCU	97 81	312	H	Bradley	104 55
24	N	South Fla.	68 83					69	H	TCU	77 54	321	A	North Texas	68 39
								76	A	Kansas St.	73 64				
								76	H	Kansas St.	66 58				
								85	N	Illinois	78 76				
								95	A	Kansas	69 57				
LAST 12 Division I GAMES:															
76	A	Kansas St.	73 64	64	A	West Virginia	69 78								
52	A	Iowa St.	76 84	21	A	Texas	81 84								
69	H	TCU	77 54	113	H	Texas Tech	70 64								
2	A	Baylor	66 89	48	H	Oklahoma St.	73 54								
76	H	Kansas St.	66 58	69	A	TCU	97 81								
52	H	Iowa St.	75 66	21	H	Texas	70 59								

Non-Div I Games:

Oklahoma

■ Loss, 
■ Non-Conf, S Site, 
■ Home 
■ Away 
N Neutral

Average RPI Win:	158	WON-LOST	WINNING	LAST 10	STRENGTH OF	OPP. STRENGTH	TEAM	ADJ.	CONF.	ADJ CONF.
Average RPI Loss:	39	RECORD	PCT. RANK	GAMES	SCHEDULE	OF SCHEDULE	RPI	RPI	RPI	RPI
DIV. I ONLY	18- 8	71	6- 4	64	35	48	48	1	1	
DIV. I NON-CONF.	10- 1	17	0- 0	298	232	69	69	1	1	
TOTALS	RPI 1-25	RPI 26-50	W-L RECORDS	RPI 51-100	RPI 101-150	RPI 150+				
18- 8	1- 4	0- 0	OVERALL	7- 4	2- 0	8- 0				
13- 3	1- 1	0- 0	HOME	3- 2	2- 0	7- 0				
5- 5	0- 3	0- 0	AWAY	4- 2	0- 0	1- 0				
0- 0	0- 0	0- 0	NEUTRAL	0- 0	0- 0	0- 0				
10- 1	0- 1	0- 0	NON-CONFERENCE	1- 0	1- 0	8- 0				
8- 0	0- 0	0- 0	HOME	0- 0	1- 0	7- 0				
2- 1	0- 1	0- 0	AWAY	1- 0	0- 0	1- 0				
0- 0	0- 0	0- 0	NEUTRAL	0- 0	0- 0	0- 0				
8- 7	1- 3	0- 0	CONFERENCE	6- 4	1- 0	0- 0				
5- 3	1- 1	0- 0	HOME	3- 2	1- 0	0- 0				
3- 4	0- 2	0- 0	AWAY	3- 2	0- 0	0- 0				
0- 0	0- 0	0- 0	NEUTRAL	0- 0	0- 0	0- 0				

RPI 1-25				RPI 26-50				RPI 51-100				RPI 101+			
RPI	S	Opponent	Score	RPI	S	Opponent	Score	RPI	S	Opponent	Score	RPI	S	Opponent	Score
2	A	Baylor	45 61					52	A	Iowa St.	63 62	113	H	Texas Tech	66 35
2	H	Baylor	52 69					52	H	Iowa St.	60 48	131	H	Texas St.	64 37
12	A	North Carolina	77 79					64	A	West Virginia	52 46	171	H	Missouri St.	77 36
20	A	Oklahoma	54 73					64	H	West Virginia	49 61	194	H	Texas Southern	77 58
21	H	Texas	66 60					69	A	TCU	66 70	212	H	Northwestern St.	89 44
								69	H	TCU	62 71	249	A	Weber St.	55 49
								76	A	Kansas St.	51 52	271	H	Loyola Marymount	76 65
								76	H	Kansas St.	69 47	297	H	Morgan St.	73 43
								82	A	Southern California	66 62	333	H	New Orleans	84 33
								95	A	Kansas	65 57	340	H	Ark.-Pine Bluff	90 45
								95	H	Kansas	80 76				
LAST 12 Division I GAMES:															
95	H	Kansas	80 76	52	A	Iowa St.	63 62								
64	A	West Virginia	52 46	76	A	Kansas St.	51 52								
52	H	Iowa St.	60 48	69	H	TCU	62 71								
21	H	Texas	66 60	20	A	Oklahoma	54 73								
95	A	Kansas	65 57	64	H	West Virginia	49 61								
2	H	Baylor	52 69	76	H	Kansas St.	69 47								

Non-Div I Games:

Oklahoma St.

■ Loss, 
■ Non-Conf, 
■ S Site, 
■ H Home 
■ A Away 
N Neutral

Average RPI Win:	232	WON-LOST	WINNING	LAST 10	STRENGTH OF	OPP. STRENGTH	TEAM	ADJ.	CONF.	ADJ CONF.
Average RPI Loss:	98	RECORD	PCT. RANK	GAMES	SCHEDULE	OF SCHEDULE	RPI	RPI	RPI	RPI
DIV. I ONLY	15- 10	102	6- 4	189	124	142	142	17	17	
DIV. I NON-CONF.	7- 4	107	0- 0	180	85	130	130	18	18	
TOTALS	RPI 1-25	RPI 26-50	W-L RECORDS	RPI 51-100	RPI 101-150	RPI 150+				
15- 10	0- 2	0- 3	OVERALL	0- 1	2- 1	13- 3				
7- 6	0- 1	0- 2	HOME	0- 0	1- 1	6- 2				
6- 4	0- 1	0- 1	AWAY	0- 1	1- 0	5- 1				
2- 0	0- 0	0- 0	NEUTRAL	0- 0	0- 0	2- 0				
7- 4	0- 2	0- 1	NON-CONFERENCE	0- 0	1- 0	6- 1				
4- 2	0- 1	0- 0	HOME	0- 0	1- 0	3- 1				
1- 2	0- 1	0- 1	AWAY	0- 0	0- 0	1- 0				
2- 0	0- 0	0- 0	NEUTRAL	0- 0	0- 0	2- 0				
8- 6	0- 0	0- 2	CONFERENCE	0- 1	1- 1	7- 2				
3- 4	0- 0	0- 2	HOME	0- 0	0- 1	3- 1				
5- 2	0- 0	0- 0	AWAY	0- 1	1- 0	4- 1				
0- 0	0- 0	0- 0	NEUTRAL	0- 0	0- 0	0- 0				

RPI 1-25				RPI 26-50				RPI 51-100				RPI 101+ Team's RPI: 142			
RPI	S	Opponent	Score	RPI	S	Opponent	Score	RPI	S	Opponent	Score	RPI	S	Opponent	Score
7	A	Louisville	46 100	28	A	California	59 79	97	A	Southern Miss.	53 70	124	H	Marshall	37 69
14	H	Duke	66 82	30	H	Western Ky.	60 76					125	A	Louisiana Tech	72 71
				50	H	Middle Tenn.	48 65					127	H	VCU	66 44
												170	H	William & Mary	65 58
												174	H	UTSA	51 52
												190	A	Charlotte	67 82
												190	H	Charlotte	66 57
												199	N	Ill.-Chicago	61 55
												208	H	UAB	58 46
												210	A	Virginia Tech	69 62
												223	A	Fla. Atlantic	72 44
												236	H	Presbyterian	41 26
												246	H	UTEP	79 50
												261	A	Rice	62 55
												269	H	Rider	56 59
												286	N	Miami (OH)	69 63
												321	A	North Texas	54 44
												337	A	FIU	80 67
												344	H	Howard	75 54
LAST 12 Division I GAMES:															
125	A	Louisiana Tech	72 71	337	A	FIU	80 67								
97	A	Southern Miss.	53 70	208	H	UAB	58 46								
246	H	UTEP	79 50	50	H	Middle Tenn.	48 65								
174	H	UTSA	51 52	321	A	North Texas	54 44								
190	A	Charlotte	67 82	261	A	Rice	62 55								
223	A	Fla. Atlantic	72 44	30	H	Western Ky.	60 76								

Non-Div I Games:

Old Dominion

■ Loss, 
 ■ Non-Conf, S Site, 
 ■ Home 
 ■ Away 
 N Neutral

Average RPI Win:	225	WON-LOST	WINNING	LAST 10	STRENGTH OF	OPP. STRENGTH	TEAM	ADJ.	CONF.	ADJ CONF.
Average RPI Loss:	34	RECORD	PCT. RANK	GAMES	SCHEDULE	OF SCHEDULE	RPI	RPI	RPI	RPI
DIV. I ONLY	15- 11	121	3- 7	80	67	102	102	2	2	
DIV. I NON-CONF.	10- 3	52	0- 0	293	285	154	154	5	5	
TOTALS	RPI 1-25	RPI 26-50	W-L RECORDS	RPI 51-100	RPI 101-150	RPI 150+				
15- 11	0- 5	1- 4	OVERALL	2- 1	1- 1	11- 0				
11- 5	0- 3	1- 2	HOME	2- 0	0- 0	8- 0				
3- 6	0- 2	0- 2	AWAY	0- 1	1- 1	2- 0				
1- 0	0- 0	0- 0	NEUTRAL	0- 0	0- 0	1- 0				
10- 3	0- 1	0- 2	NON-CONFERENCE	1- 0	0- 0	9- 0				
8- 2	0- 1	0- 1	HOME	1- 0	0- 0	7- 0				
1- 1	0- 0	0- 1	AWAY	0- 0	0- 0	1- 0				
1- 0	0- 0	0- 0	NEUTRAL	0- 0	0- 0	1- 0				
5- 8	0- 4	1- 2	CONFERENCE	1- 1	1- 1	2- 0				
3- 3	0- 2	1- 1	HOME	1- 0	0- 0	1- 0				
2- 5	0- 2	0- 1	AWAY	0- 1	1- 1	1- 0				
0- 0	0- 0	0- 0	NEUTRAL	0- 0	0- 0	0- 0				

RPI S	Opponent	Score	RPI S	Opponent	Score	RPI S	Opponent	Score	RPI S	Opponent	Score	Team's RPI: 102
1	H Tennessee	49 69	30	A Western Ky.	69 98	67	A LSU	41 70	109	A Missouri	58 72	
2	H Baylor	54 96	32	H Mississippi St.	62 64	72	H Georgia	55 52	148	A Florida	64 57	
4	H South Carolina	59 77	40	H Arkansas	71 57	97	H Southern Miss.	68 66	154	H Alabama	77 63	
11	A Kentucky	58 64	49	A Vanderbilt	54 58				164	A Auburn	51 46	
19	A Texas A&M	49 58	50	H Middle Tenn.	65 71				235	N Utah	52 38	
									250	H Southern U.	91 68	
									280	A Nevada	77 66	
									303	H Southeast Mo. St.	58 57	
									306	H Grambling	92 67	
									314	H South Ala.	88 48	
									319	H Southeastern La.	79 71	
									342	H Alabama A&M	71 47	
									349	H Mississippi Val.	91 38	
LAST 12 Division I GAMES:												
164	A Auburn	51 46	32	H Mississippi St.	62 64							
109	A Missouri	58 72	19	A Texas A&M	49 58							
1	H Tennessee	49 69	72	H Georgia	55 52							
49	A Vanderbilt	54 58	154	H Alabama	77 63							
4	H South Carolina	59 77	148	A Florida	64 57							
67	A LSU	41 70	11	A Kentucky	58 64							

Non-Div I Games:

Ole Miss

■ Loss, 
■ Non-Conf, 
■ S Site, 
■ H Home 
■ A Away 
N Neutral

Average RPI Win: <b>243</b>	WON-LOST	WINNING	LAST 10	STRENGTH OF	OPP. STRENGTH	TEAM	ADJ.	CONF.	ADJ CONF.
Average RPI Loss: <b>194</b>	RECORD	PCT. RANK	GAMES	SCHEDULE	OF SCHEDULE	RPI	RPI	RPI	RPI
DIV. I ONLY	6- 18	295	3- 7	209	321	292	292	25	25
DIV. I NON-CONF.	3- 7	250	0- 0	284	348	311	311	25	25
TOTALS	RPI 1-25	RPI 26-50	W-L RECORDS	RPI 51-100	RPI 101-150	RPI 150+			
6- 18	0- 0	0- 0	OVERALL	0- 5	1- 1	5- 12			
4- 7	0- 0	0- 0	HOME	0- 2	1- 1	3- 4			
2- 11	0- 0	0- 0	AWAY	0- 3	0- 0	2- 8			
0- 0	0- 0	0- 0	NEUTRAL	0- 0	0- 0	0- 0			
3- 7	0- 0	0- 0	NON-CONFERENCE	0- 1	1- 1	2- 5			
2- 3	0- 0	0- 0	HOME	0- 0	1- 1	1- 2			
1- 4	0- 0	0- 0	AWAY	0- 1	0- 0	1- 3			
0- 0	0- 0	0- 0	NEUTRAL	0- 0	0- 0	0- 0			
3- 11	0- 0	0- 0	CONFERENCE	0- 4	0- 0	3- 7			
2- 4	0- 0	0- 0	HOME	0- 2	0- 0	2- 2			
1- 7	0- 0	0- 0	AWAY	0- 2	0- 0	1- 5			
0- 0	0- 0	0- 0	NEUTRAL	0- 0	0- 0	0- 0			

RPI S	Opponent	Score	RPI S	Opponent	Score	RPI S	Opponent	Score	RPI S	Opponent	Score	Team's RPI: 292
						61	A South Dakota St.	66 101	123	H Bakersfield	80 68	
						61	H South Dakota St.	49 60	149	H North Dakota	52 72	
						78	A Creighton	50 67	168	A Oral Roberts	53 74	
						79	A South Dakota	69 83	168	H Oral Roberts	52 66	
						79	H South Dakota	48 64	177	H SIUE	54 69	
									182	H Northern Colo.	58 67	
									232	A Western Ill.	56 71	
									232	H Western Ill.	54 51	
									234	A IUPUI	49 68	
									234	H IUPUI	66 49	
									259	A North Dakota St.	73 65	
									259	H North Dakota St.	60 77	
									282	A Milwaukee	64 61	
									296	A Eastern Ill.	66 77	
									299	A Denver	53 60	
									309	A IPFW	59 70	
									325	H Alcorn	59 39	
									326	A Utah Valley	57 59	
									343	A Air Force	57 65	
LAST 12 Division I GAMES:												
			61	H South Dakota St.	49 60	309	A IPFW	59 70				
			259	A North Dakota St.	73 65	168	A Oral Roberts	53 74				
			79	A South Dakota	69 83	259	H North Dakota St.	60 77				
			232	H Western Ill.	54 51	234	H IUPUI	66 49				
			168	H Oral Roberts	52 66	61	A South Dakota St.	66 101				
			234	A IUPUI	49 68	299	A Denver	53 60				

Non-Div I Games: Peru St. 68 54 Graceland (IA) 89 54

Omaha

Loss, Non-Conf, S Site, H Home A Away N Neutral



Oral Roberts

Through Games Of Feb. 22, 2015

Average RPI Win:	221	WON-LOST	WINNING	LAST 10	STRENGTH OF	OPP. STRENGTH	TEAM	ADJ.	CONF.	ADJ CONF.
Average RPI Loss:	145	RECORD	PCT. RANK	GAMES	SCHEDULE	OF SCHEDULE	RPI	RPI	RPI	RPI
DIV. I ONLY	12- 14	199	6- 4	121	198	168	168	25	25	
DIV. I NON-CONF.	4- 7	220	0- 0	65	42	159	159	25	25	
TOTALS	RPI 1-25	RPI 26-50	W-L RECORDS	RPI 51-100	RPI 101-150	RPI 150+				
12- 14	0- 2	0- 1	OVERALL	1- 4	1- 1	10- 6				
9- 2	0- 0	0- 0	HOME	1- 1	1- 0	7- 1				
2- 11	0- 0	0- 0	AWAY	0- 0	0- 0	2- 0				
1- 1	0- 0	0- 0	NEUTRAL	0- 0	0- 0	1- 1				
4- 7	0- 2	0- 1	NON-CONFERENCE	0- 1	1- 1	3- 2				
3- 1	0- 0	0- 0	HOME	0- 0	1- 0	2- 1				
0- 5	0- 2	0- 1	AWAY	0- 1	0- 1	0- 0				
1- 1	0- 0	0- 0	NEUTRAL	0- 0	0- 0	1- 1				
8- 7	0- 0	0- 0	CONFERENCE	1- 3	0- 0	7- 4				
6- 1	0- 0	0- 0	HOME	1- 1	0- 0	5- 0				
2- 6	0- 0	0- 0	AWAY	0- 2	0- 0	2- 4				
0- 0	0- 0	0- 0	NEUTRAL	0- 0	0- 0	0- 0				

RPI 1-25				RPI 26-50				RPI 51-100				RPI 101+ Team's RPI: 168			
RPI	S	Opponent	Score	RPI	S	Opponent	Score	RPI	S	Opponent	Score	RPI	S	Opponent	Score
1	A	Tennessee	39 91	38	A	UALR	43 54	61	A	South Dakota St.	46 71	136	H	Tulsa	73 71
2	A	Baylor	60 101					61	H	South Dakota St.	52 66	138	A	Wisconsin	52 70
								76	A	Kansas St.	47 53	161	H	Eastern Mich.	63 62
								79	A	South Dakota	70 93	171	H	Missouri St.	70 57
								79	H	South Dakota	81 65	202	N	N.C. A&T	38 47
												232	A	Western Ill.	68 61
												232	H	Western Ill.	76 73
												234	A	IUPUI	52 85
												234	H	IUPUI	84 72
												259	A	North Dakota St.	64 77
												259	H	North Dakota St.	67 41
												265	N	Austin Peay	73 60
												276	H	Grand Canyon	51 54
												292	A	Omaha	66 52
												292	H	Omaha	74 53
												299	A	Denver	57 66
												299	H	Denver	65 44
												309	A	IPFW	63 73
LAST 12 Division I GAMES:															
234	A	IUPUI	52 85	79	A	South Dakota	70 93								
232	A	Western Ill.	68 61	61	A	South Dakota St.	46 71								
61	H	South Dakota St.	52 66	292	H	Omaha	74 53								
259	H	North Dakota St.	67 41	232	H	Western Ill.	76 73								
299	H	Denver	65 44	234	H	IUPUI	84 72								
292	A	Omaha	66 52	309	A	IPFW	63 73								

Non-Div I Games: Southwestern Christ88 49 St. Gregory's 86 61

Oral Roberts

Loss, Non-Conf, S Site, H Home A Away N Neutral

## Oregon

Through Games Of Feb. 22, 2015

Average RPI Win:	201	WON-LOST	WINNING	LAST 10	STRENGTH OF	OPP. STRENGTH	TEAM	ADJ.	CONF.	ADJ CONF.
Average RPI Loss:	71	RECORD	PCT. RANK	GAMES	SCHEDULE	OF SCHEDULE	RPI	RPI	RPI	RPI
DIV. I ONLY	12- 15	212	4- 6	104	40	167	167	5	5	
DIV. I NON-CONF.	7- 4	107	0- 0	288	143	209	209	4	4	
TOTALS	RPI 1-25	RPI 26-50	W-L RECORDS	RPI 51-100	RPI 101-150	RPI 150+				
12- 15	0- 5	0- 2	OVERALL	4- 4	0- 2	8- 2				
9- 6	0- 3	0- 1	HOME	2- 2	0- 0	7- 0				
3- 7	0- 2	0- 1	AWAY	2- 1	0- 1	1- 2				
0- 2	0- 0	0- 0	NEUTRAL	0- 1	0- 1	0- 0				
7- 4	0- 1	0- 0	NON-CONFERENCE	0- 2	0- 1	7- 0				
6- 2	0- 1	0- 0	HOME	0- 1	0- 0	6- 0				
1- 0	0- 0	0- 0	AWAY	0- 0	0- 0	1- 0				
0- 2	0- 0	0- 0	NEUTRAL	0- 1	0- 1	0- 0				
5- 11	0- 4	0- 2	CONFERENCE	4- 2	0- 1	1- 2				
3- 4	0- 2	0- 1	HOME	2- 1	0- 0	1- 0				
2- 7	0- 2	0- 1	AWAY	2- 1	0- 1	0- 2				
0- 0	0- 0	0- 0	NEUTRAL	0- 0	0- 0	0- 0				

RPI 1-25				RPI 26-50				RPI 51-100				RPI 101+ Team's RPI: 167			
RPI	S	Opponent	Score	RPI	S	Opponent	Score	RPI	S	Opponent	Score	RPI	S	Opponent	Score
9	A	Oregon St.	37 70	29	A	Washington	55 70	57	H	Fresno St.	59 68	126	A	Colorado	69 84
9	H	Oregon St.	48 77	29	H	Washington	69 91	63	A	Washington St.	70 69	133	N	Central Mich.	67 73
10	A	Arizona St.	58 70					63	H	Washington St.	76 79	186	A	Arizona	78 81
10	H	Arizona St.	52 72					73	N	American	64 72	186	H	Arizona	75 61
12	H	North Carolina	59 76					82	A	Southern California	54 70	209	H	Navy	72 64
								82	H	Southern California	63 57	227	H	Santa Clara	92 88
								93	A	UCLA	62 46	235	A	Utah	64 66
								93	H	UCLA	67 65	266	H	Utah St.	100 77
												274	H	Northern Ariz.	59 47
												289	A	Portland	72 49
												304	H	Portland St.	63 56
												324	H	Seattle	70 44
LAST 12 Division I GAMES:															
126	A	Colorado	69 84	82	H	Southern California	63 57								
235	A	Utah	64 66	93	H	UCLA	67 65								
10	H	Arizona St.	52 72	186	A	Arizona	78 81								
186	H	Arizona	75 61	10	A	Arizona St.	58 70								
29	A	Washington	55 70	63	H	Washington St.	76 79								
63	A	Washington St.	70 69	29	H	Washington	69 91								

Non-Div I Games:

Oregon

■ Loss, 
 ■ Non-Conf, 
 ■ S Site, 
 ■ H Home 
 ■ A Away 
 N Neutral

Average RPI Win:	128	WON-LOST	WINNING	LAST 10	STRENGTH OF	OPP. STRENGTH	TEAM	ADJ.	CONF.	ADJ CONF.
Average RPI Loss:	15	RECORD	PCT. RANK	GAMES	SCHEDULE	OF SCHEDULE	RPI	RPI	RPI	RPI
DIV. I ONLY	24- 2	6	9- 1	70	7	9	9	5	5	
DIV. I NON-CONF.	9- 1	21	0- 0	155	20	25	25	4	4	
TOTALS	RPI 1-25	RPI 26-50	W-L RECORDS	RPI 51-100	RPI 101-150	RPI 150+				
24- 2	3- 1	1- 1	OVERALL	7- 0	4- 0	9- 0				
11- 0	1- 0	1- 0	HOME	3- 0	1- 0	5- 0				
9- 2	2- 0	0- 0	AWAY	3- 0	1- 0	3- 0				
4- 0	0- 0	0- 0	NEUTRAL	1- 0	2- 0	1- 0				
9- 1	1- 1	0- 0	NON-CONFERENCE	1- 0	3- 0	4- 0				
4- 0	0- 0	0- 0	HOME	0- 0	1- 0	3- 0				
1- 1	1- 1	0- 0	AWAY	0- 0	0- 0	0- 0				
4- 0	0- 0	0- 0	NEUTRAL	1- 0	2- 0	1- 0				
15- 1	2- 0	1- 1	CONFERENCE	6- 0	1- 0	5- 0				
7- 0	1- 0	1- 0	HOME	3- 0	0- 0	2- 0				
8- 1	1- 0	0- 1	AWAY	3- 0	1- 0	3- 0				
0- 0	0- 0	0- 0	NEUTRAL	0- 0	0- 0	0- 0				

RPI	S	Opponent	Score	RPI	S	Opponent	Score	RPI	S	Opponent	Score	RPI	S	Opponent	Score
1	A	Tennessee	63 74	29	A	Washington	67 76	60	N	BYU	71 61	122	N	Butler	85 53
10	A	Arizona St.	68 57	29	H	Washington	75 67	63	A	Washington St.	61 56	126	A	Colorado	66 44
10	H	Arizona St.	70 64					63	H	Washington St.	73 70	128	H	Sacramento St.	109 61
12	A	North Carolina	70 55					82	A	Southern California	76 66	130	N	Southern Ill.	71 55
								82	H	Southern California	68 35	167	A	Oregon	77 48
								93	A	UCLA	65 47	167	H	Oregon	70 37
								93	H	UCLA	82 64	186	A	Arizona	73 55
												186	H	Arizona	73 48
												189	H	Idaho	75 53
												235	A	Utah	52 42
												266	H	Utah St.	85 62
												280	N	Nevada	73 50
												289	H	Portland	87 65
LAST 12 Division I GAMES:															
235	A	Utah	52 42	93	H	UCLA	82 64								
126	A	Colorado	66 44	82	H	Southern California	68 35								
186	H	Arizona	73 48	10	A	Arizona St.	68 57								
10	H	Arizona St.	70 64	186	A	Arizona	73 55								
63	A	Washington St.	61 56	29	H	Washington	75 67								
29	A	Washington	67 76	63	H	Washington St.	73 70								

Non-Div I Games: Concordia Portland 92 35

Oregon St.

■ Loss, 
■ Non-Conf, S Site, 
■ Home 
■ Away 
N Neutral

## Pacific

Through Games Of Feb. 22, 2015

Average RPI Win:	178	WON-LOST	WINNING	LAST 10	STRENGTH OF	OPP. STRENGTH	TEAM	ADJ.	CONF.	ADJ CONF.
Average RPI Loss:	64	RECORD	PCT. RANK	GAMES	SCHEDULE	OF SCHEDULE	RPI	RPI	RPI	RPI
DIV. I ONLY	18- 7	49	7- 3	69	99	44	44	9	9	
DIV. I NON-CONF.	6- 3	92	0- 0	57	166	54	54	8	8	
TOTALS	RPI 1-25	RPI 26-50	W-L RECORDS	RPI 51-100	RPI 101-150	RPI 150+				
18- 7	0- 0	3- 2	OVERALL	2- 4	2- 1	11- 0				
8- 3	0- 0	1- 2	HOME	1- 1	1- 0	5- 0				
9- 4	0- 0	2- 0	AWAY	1- 3	0- 1	6- 0				
1- 0	0- 0	0- 0	NEUTRAL	0- 0	1- 0	0- 0				
6- 3	0- 0	0- 1	NON-CONFERENCE	1- 1	2- 1	3- 0				
3- 1	0- 0	0- 1	HOME	0- 0	1- 0	2- 0				
2- 2	0- 0	0- 0	AWAY	1- 1	0- 1	1- 0				
1- 0	0- 0	0- 0	NEUTRAL	0- 0	1- 0	0- 0				
12- 4	0- 0	3- 1	CONFERENCE	1- 3	0- 0	8- 0				
5- 2	0- 0	1- 1	HOME	1- 1	0- 0	3- 0				
7- 2	0- 0	2- 0	AWAY	0- 2	0- 0	5- 0				
0- 0	0- 0	0- 0	NEUTRAL	0- 0	0- 0	0- 0				

RPI 1-25				RPI 26-50				Team's RPI: 44		RPI 51-100				RPI 101+			
RPI	S	Opponent	Score	RPI	S	Opponent	Score	RPI	S	Opponent	Score	RPI	S	Opponent	Score		
				28	H	California	64 84	59	A	San Diego	52 56	101	A	UC Davis	53 60		
				42	A	Gonzaga	71 59	59	H	San Diego	53 63	105	H	Montana	62 50		
				42	H	Gonzaga	63 73	60	A	BYU	72 89	145	N	New Mexico St.	67 62		
				46	A	St. Mary's (CA)	88 86	60	H	BYU	86 82	179	H	Iona	64 49		
				46	H	St. Mary's (CA)	61 48	80	A	Hawaii	69 61	203	A	Pepperdine	63 59		
								99	A	Long Beach St.	43 53	203	H	Pepperdine	77 60		
												206	A	San Francisco	92 54		
												227	A	Santa Clara	61 59		
												266	H	Utah St.	70 62		
												271	A	Loyola Marymount	84 61		
												271	H	Loyola Marymount	89 69		
												280	A	Nevada	64 53		
												289	A	Portland	80 78		
												289	H	Portland	71 69		
LAST 12 Division I GAMES:																	
				42	A	Gonzaga	71 59	203	A	Pepperdine	63 59						
				289	A	Portland	80 78	42	H	Gonzaga	63 73						
				60	H	BYU	86 82	289	H	Portland	71 69						
				59	H	San Diego	53 63	59	A	San Diego	52 56						
				46	H	St. Mary's (CA)	61 48	60	A	BYU	72 89						
				271	A	Loyola Marymount	84 61	46	A	St. Mary's (CA)	88 86						

Non-Div I Games: Cal St. Stanislaus 98 67 Cal Maritime 70 23

Pacific

Loss, Non-Conf, S Site, H Home A Away N Neutral

Average RPI Win:	185	WON-LOST	WINNING	LAST 10	STRENGTH OF	OPP. STRENGTH	TEAM	ADJ.	CONF.	ADJ CONF.
Average RPI Loss:	81	RECORD	PCT. RANK	GAMES	SCHEDULE	OF SCHEDULE	RPI	RPI	RPI	RPI
DIV. I ONLY	15- 7	74	8- 2	85	107	66	66	8	8	
DIV. I NON-CONF.	8- 5	123	2- 1	116	119	100	100	10	10	
TOTALS	RPI 1-25	RPI 26-50	W-L RECORDS	RPI 51-100	RPI 101-150	RPI 150+				
15- 7	0- 2	0- 0	OVERALL	1- 3	4- 1	10- 1				
9- 3	0- 0	0- 0	HOME	1- 2	2- 1	6- 0				
6- 4	0- 2	0- 0	AWAY	0- 1	2- 0	4- 1				
0- 0	0- 0	0- 0	NEUTRAL	0- 0	0- 0	0- 0				
8- 5	0- 1	0- 0	NON-CONFERENCE	1- 3	1- 0	6- 1				
6- 2	0- 0	0- 0	HOME	1- 2	1- 0	4- 0				
2- 3	0- 1	0- 0	AWAY	0- 1	0- 0	2- 1				
0- 0	0- 0	0- 0	NEUTRAL	0- 0	0- 0	0- 0				
7- 2	0- 1	0- 0	CONFERENCE	0- 0	3- 1	4- 0				
3- 1	0- 0	0- 0	HOME	0- 0	1- 1	2- 0				
4- 1	0- 1	0- 0	AWAY	0- 0	2- 0	2- 0				
0- 0	0- 0	0- 0	NEUTRAL	0- 0	0- 0	0- 0				

RPI 1-25				RPI 26-50				RPI 51-100 Team's RPI: 66				RPI 101+			
RPI	S	Opponent	Score	RPI	S	Opponent	Score	RPI	S	Opponent	Score	RPI	S	Opponent	Score
1	A	Tennessee	52 97					71	A	Drexel	58 67	103	H	Cornell	49 60
18	A	Princeton	54 83					81	H	Villanova	44 70	112	H	Saint Joseph's	65 51
								96	H	Richmond	49 47	116	A	Yale	61 42
								98	H	Hampton	43 58	147	A	Harvard	74 69
												147	H	Harvard	71 61
												151	H	Temple	52 50
												159	A	Dartmouth	55 39
												159	H	Dartmouth	63 46
												176	H	La Salle	57 29
												195	A	Lafayette	57 60
												209	A	Navy	60 51
												218	H	New Hampshire	74 39
												226	A	Brown	83 75
												272	H	UMBC	69 63
												291	H	Columbia	78 57
												298	A	NJIT	59 29
LAST 12 Division I GAMES:															
159	H	Dartmouth	63 46	147	A	Harvard	74 69								
147	H	Harvard	71 61	159	A	Dartmouth	55 39								
226	A	Brown	83 75	298	A	NJIT	59 29								
116	A	Yale	61 42	81	H	Villanova	44 70								
291	H	Columbia	78 57	96	H	Richmond	49 47								
103	H	Cornell	49 60	18	A	Princeton	54 83								

Non-Div I Games: King's (PA) 85 20

Penn

Average RPI Win:	190	WON-LOST	WINNING	LAST 10	STRENGTH OF	OPP. STRENGTH	TEAM	ADJ.	CONF.	ADJ CONF.
Average RPI Loss:	69	RECORD	PCT. RANK	GAMES	SCHEDULE	OF SCHEDULE	RPI	RPI	RPI	RPI
DIV. I ONLY	6- 20	302	3- 7	18	61	201	201	4	4	
DIV. I NON-CONF.	3- 8	263	0- 0	67	236	244	244	2	2	
TOTALS	RPI 1-25	RPI 26-50	W-L RECORDS	RPI 51-100	RPI 101-150	RPI 150+				
6- 20	0- 4	1- 7	OVERALL	0- 5	1- 2	4- 2				
5- 9	0- 2	1- 3	HOME	0- 3	0- 1	4- 0				
1- 9	0- 2	0- 4	AWAY	0- 1	1- 1	0- 1				
0- 2	0- 0	0- 0	NEUTRAL	0- 1	0- 0	0- 1				
3- 8	0- 2	0- 1	NON-CONFERENCE	0- 2	0- 1	3- 2				
3- 4	0- 1	0- 1	HOME	0- 1	0- 1	3- 0				
0- 2	0- 1	0- 0	AWAY	0- 0	0- 0	0- 1				
0- 2	0- 0	0- 0	NEUTRAL	0- 1	0- 0	0- 1				
3- 12	0- 2	1- 6	CONFERENCE	0- 3	1- 1	1- 0				
2- 5	0- 1	1- 2	HOME	0- 2	0- 0	1- 0				
1- 7	0- 1	0- 4	AWAY	0- 1	1- 1	0- 0				
0- 0	0- 0	0- 0	NEUTRAL	0- 0	0- 0	0- 0				

RPI 1-25				RPI 26-50				RPI 51-100				RPI 101+ Team's RPI: 201			
RPI	S	Opponent	Score	RPI	S	Opponent	Score	RPI	S	Opponent	Score	RPI	S	Opponent	Score
6	H	Maryland	62 77	34	A	Nebraska	45 73	55	A	Michigan	53 89	103	A	Purdue	54 50
8	A	Iowa	52 77	35	H	Northwestern	76 75	83	H	Albany (NY)	53 54	135	H	St. Bonaventure	54 56
24	H	South Fla.	87 90	36	A	Ohio St.	60 69	85	H	Illinois	76 91	138	A	Wisconsin	46 65
25	A	Syracuse	39 61	37	A	Minnesota	64 75	88	N	Liberty	68 80	160	H	Indiana	79 75
				37	H	Minnesota	77 85	94	H	Michigan St.	67 74	173	A	Hartford	57 62
				41	A	Rutgers	65 76					193	N	Samford	56 59
				41	H	Rutgers	51 71					242	H	Towson	71 64
				43	H	Seton Hall	70 75					269	H	Rider	85 51
												330	H	Wagner	96 66
LAST 12 Division I GAMES:															
37	H	Minnesota	77 85	35	H	Northwestern	76 75								
94	H	Michigan St.	67 74	160	H	Indiana	79 75								
103	A	Purdue	54 50	36	A	Ohio St.	60 69								
6	H	Maryland	62 77	34	A	Nebraska	45 73								
41	A	Rutgers	65 76	41	H	Rutgers	51 71								
37	A	Minnesota	64 75	138	A	Wisconsin	46 65								

Non-Div I Games:

Penn St.

■ Loss, 
■ Non-Conf, 
■ S Site, 
■ H Home 
■ A Away 
N Neutral

# Pepperdine

Through Games Of Feb. 22, 2015

Average RPI Win: <b>241</b>	WON-LOST	WINNING	LAST 10	STRENGTH OF	OPP. STRENGTH	TEAM	ADJ.	CONF.	ADJ CONF.
Average RPI Loss: <b>93</b>	RECORD	PCT. RANK	GAMES	SCHEDULE	OF SCHEDULE	RPI	RPI	RPI	RPI
DIV. I ONLY	8- 20	286	2- 8	60	125	203	203	9	9
DIV. I NON-CONF.	5- 6	177	0- 0	80	198	108	108	8	8
TOTALS	RPI 1-25	RPI 26-50	W-L RECORDS	RPI 51-100	RPI 101-150	RPI 150+			
8- 20	0- 1	0- 7	OVERALL	0- 7	2- 1	6- 4			
2- 10	0- 0	0- 3	HOME	0- 5	0- 0	2- 2			
5- 10	0- 1	0- 4	AWAY	0- 2	1- 1	4- 2			
1- 0	0- 0	0- 0	NEUTRAL	0- 0	1- 0	0- 0			
5- 6	0- 1	0- 1	NON-CONFERENCE	0- 3	2- 1	3- 0			
0- 3	0- 0	0- 0	HOME	0- 3	0- 0	0- 0			
4- 3	0- 1	0- 1	AWAY	0- 0	1- 1	3- 0			
1- 0	0- 0	0- 0	NEUTRAL	0- 0	1- 0	0- 0			
3- 14	0- 0	0- 6	CONFERENCE	0- 4	0- 0	3- 4			
2- 7	0- 0	0- 3	HOME	0- 2	0- 0	2- 2			
1- 7	0- 0	0- 3	AWAY	0- 2	0- 0	1- 2			
0- 0	0- 0	0- 0	NEUTRAL	0- 0	0- 0	0- 0			

RPI 1-25				RPI 26-50				RPI 51-100				RPI 101+ Team's RPI: 203			
RPI	S	Opponent	Score	RPI	S	Opponent	Score	RPI	S	Opponent	Score	RPI	S	Opponent	Score
8	A	Iowa	68 97	34	A	Nebraska	65 100	59	A	San Diego	55 72	107	A	CSUN	48 74
				42	A	Gonzaga	64 73	59	H	San Diego	64 68	134	N	UT Martin	59 58
				42	H	Gonzaga	56 78	60	A	BYU	58 77	143	A	Cal Poly	76 69
				44	A	Pacific	60 77	60	H	BYU	78 84	206	A	San Francisco	76 65
				44	H	Pacific	59 63	83	H	Albany (NY)	36 62	206	H	San Francisco	58 69
				46	A	St. Mary's (CA)	68 73	86	H	Army	44 56	227	A	Santa Clara	66 84
				46	H	St. Mary's (CA)	49 53	99	H	Long Beach St.	69 78	227	H	Santa Clara	54 65
												271	H	Loyola Marymount	98 91
												274	A	Northern Ariz.	66 63
												275	A	UC Irvine	76 53
												289	A	Portland	61 80
												289	H	Portland	76 72
												332	A	UC Santa Barbara	66 44
LAST 12 Division I GAMES:															
206	A	San Francisco	76 65	46	H	St. Mary's (CA)	49 53	42	A	Gonzaga	64 73				
227	A	Santa Clara	66 84	44	H	Pacific	59 63	227	H	Santa Clara	54 65				
42	H	Gonzaga	56 78	206	H	San Francisco	58 69	289	A	Portland	61 80				
289	H	Portland	76 72	59	A	San Diego	55 72	289	A	Portland	61 80				
59	A	San Diego	55 72	60	A	BYU	58 77	42	A	Gonzaga	64 73				

Non-Div I Games:

Pepperdine

Loss, Non-Conf, S Site, H Home A Away N Neutral

Average RPI Win:	142	WON-LOST	WINNING	LAST 10	STRENGTH OF	OPP. STRENGTH	TEAM	ADJ.	CONF.	ADJ CONF.
Average RPI Loss:	20	RECORD	PCT. RANK	GAMES	SCHEDULE	OF SCHEDULE	RPI	RPI	RPI	RPI
DIV. I ONLY	18- 9	78	6- 4	10	46	33	33	3	3	
DIV. I NON-CONF.	10- 3	52	0- 0	45	134	40	40	3	3	
TOTALS	RPI 1-25	RPI 26-50	W-L RECORDS	RPI 51-100	RPI 101-150	RPI 150+				
18- 9	1- 8	1- 1	OVERALL	7- 0	2- 0	7- 0				
14- 3	1- 3	0- 0	HOME	5- 0	2- 0	6- 0				
4- 6	0- 5	1- 1	AWAY	2- 0	0- 0	1- 0				
0- 0	0- 0	0- 0	NEUTRAL	0- 0	0- 0	0- 0				
10- 3	0- 2	1- 1	NON-CONFERENCE	3- 0	1- 0	5- 0				
9- 1	0- 1	0- 0	HOME	3- 0	1- 0	5- 0				
1- 2	0- 1	1- 1	AWAY	0- 0	0- 0	0- 0				
0- 0	0- 0	0- 0	NEUTRAL	0- 0	0- 0	0- 0				
8- 6	1- 6	0- 0	CONFERENCE	4- 0	1- 0	2- 0				
5- 2	1- 2	0- 0	HOME	2- 0	1- 0	1- 0				
3- 4	0- 4	0- 0	AWAY	2- 0	0- 0	1- 0				
0- 0	0- 0	0- 0	NEUTRAL	0- 0	0- 0	0- 0				

RPI 1-25				RPI 26-50				Team's RPI: 33				RPI 51-100				RPI 101+			
RPI	S	Opponent	Score	RPI	S	Opponent	Score	RPI	S	Opponent	Score	RPI	S	Opponent	Score	RPI	S	Opponent	Score
7	A	Louisville	35 48	36	A	Ohio St.	78 74	55	H	Michigan	85 64	106	H	Virginia	68 63				
7	H	Louisville	57 63	45	A	Duquesne	77 87	56	H	Miami (FL)	81 66	119	H	Ball St.	59 47				
12	H	North Carolina	84 59					65	H	Youngstown St.	78 52	188	H	Radford	72 47				
13	A	Florida St.	43 58					68	A	North Carolina St.	60 50	205	A	Wake Forest	65 41				
14	A	Duke	45 62					71	H	Drexel	72 53	210	H	Virginia Tech	53 35				
18	H	Princeton	43 59					90	A	Georgia Tech	75 72	228	H	Niagara	70 54				
23	A	James Madison	64 80					100	H	Boston College	78 70	278	H	Loyola Maryland	84 46				
25	A	Syracuse	54 68									322	H	Saint Francis (PA)	97 59				
25	H	Syracuse	60 68									347	H	Delaware St.	93 58				
LAST 12 Division I GAMES:																			
25	A	Syracuse	54 68	56	H	Miami (FL)	81 66												
106	H	Virginia	68 63	14	A	Duke	45 62												
205	A	Wake Forest	65 41	100	H	Boston College	78 70												
210	H	Virginia Tech	53 35	25	H	Syracuse	60 68												
7	A	Louisville	35 48	90	A	Georgia Tech	75 72												
68	A	North Carolina St.	60 50	13	A	Florida St.	43 58												

Non-Div I Games:

Pittsburgh

■ Loss, 
■ Non-Conf, S Site, 
■ Home 
■ Away 
N Neutral



Average RPI Win:	253	WON-LOST	WINNING	LAST 10	STRENGTH OF	OPP. STRENGTH	TEAM	ADJ.	CONF.	ADJ CONF.
Average RPI Loss:	124	RECORD	PCT. RANK	GAMES	SCHEDULE	OF SCHEDULE	RPI	RPI	RPI	RPI
DIV. I ONLY	4- 23	329	1- 9	113	109	289	289	9	9	
DIV. I NON-CONF.	2- 9	297	0- 0	124	161	269	269	8	8	
TOTALS	RPI 1-25	RPI 26-50	W-L RECORDS	RPI 51-100	RPI 101-150	RPI 150+				
4- 23	0- 1	0- 7	OVERALL	0- 2	0- 5	4- 8				
3- 10	0- 0	0- 4	HOME	0- 2	0- 1	3- 3				
0- 13	0- 0	0- 1	AWAY	0- 0	0- 1	0- 1				
1- 0	0- 0	0- 0	NEUTRAL	0- 0	0- 0	1- 0				
2- 9	0- 1	0- 1	NON-CONFERENCE	0- 0	0- 5	2- 2				
1- 3	0- 0	0- 1	HOME	0- 0	0- 1	1- 1				
0- 6	0- 1	0- 0	AWAY	0- 0	0- 4	0- 1				
1- 0	0- 0	0- 0	NEUTRAL	0- 0	0- 0	1- 0				
2- 14	0- 0	0- 6	CONFERENCE	0- 2	0- 0	2- 6				
2- 7	0- 0	0- 3	HOME	0- 2	0- 0	2- 2				
0- 7	0- 0	0- 3	AWAY	0- 0	0- 0	0- 4				
0- 0	0- 0	0- 0	NEUTRAL	0- 0	0- 0	0- 0				

RPI 1-25				RPI 26-50				RPI 51-100				RPI 101+ Team's RPI: 289			
RPI	S	Opponent	Score	RPI	S	Opponent	Score	RPI	S	Opponent	Score	RPI	S	Opponent	Score
9	A	Oregon St.	65 87	29	H	Washington	45 80	59	H	San Diego	65 87	105	H	Montana	55 69
				42	A	Gonzaga	57 79	60	H	BYU	79 83	107	A	CSUN	41 45
				42	H	Gonzaga	63 85					137	A	Eastern Wash.	65 72
				44	A	Pacific	69 71					143	A	Cal Poly	67 76
				44	H	Pacific	78 80					144	A	Boise St.	58 94
				46	A	St. Mary's (CA)	53 66					167	H	Oregon	49 72
				46	H	St. Mary's (CA)	58 62					203	A	Pepperdine	72 76
												203	H	Pepperdine	80 61
												206	A	San Francisco	68 85
												206	H	San Francisco	44 79
												227	A	Santa Clara	68 83
												227	H	Santa Clara	55 64
												235	N	Utah	58 50
												271	A	Loyola Marymount	73 77
												271	H	Loyola Marymount	83 65
												280	A	Nevada	59 84
												304	H	Portland St.	91 63
LAST 12 Division I GAMES:															
				46	H	St. Mary's (CA)	58 62	42	H	Gonzaga	63 85				
				44	H	Pacific	78 80	46	A	St. Mary's (CA)	53 66				
				271	A	Loyola Marymount	73 77	44	A	Pacific	69 71				
				203	A	Pepperdine	72 76	203	H	Pepperdine	80 61				
				227	H	Santa Clara	55 64	271	H	Loyola Marymount	83 65				
				206	H	San Francisco	44 79	206	A	San Francisco	68 85				

Non-Div I Games:

Portland

■ Loss, 
 ■ Non-Conf, 
 S Site, 
 ■ Home 
 ■ Away 
 N Neutral

Average RPI Win:	216	WON-LOST	WINNING	LAST 10	STRENGTH OF	OPP. STRENGTH	TEAM	ADJ.	CONF.	ADJ CONF.
Average RPI Loss:	172	RECORD	PCT. RANK	GAMES	SCHEDULE	OF SCHEDULE	RPI	RPI	RPI	RPI
DIV. I ONLY	3- 21	336	0- 5	126	267	304	304	21	21	
DIV. I NON-CONF.	2- 7	290	0- 1	85	283	227	227	21	21	
TOTALS	RPI 1-25	RPI 26-50	W-L RECORDS	RPI 51-100	RPI 101-150	RPI 150+				
3- 21	0- 1	0- 1	OVERALL	0- 2	1- 5	2- 12				
2- 8	0- 0	0- 0	HOME	0- 2	1- 2	1- 4				
1- 13	0- 0	0- 1	AWAY	0- 0	0- 0	1- 0				
0- 0	0- 0	0- 0	NEUTRAL	0- 0	0- 0	0- 0				
2- 7	0- 1	0- 1	NON-CONFERENCE	0- 2	0- 0	2- 3				
1- 2	0- 0	0- 0	HOME	0- 2	0- 0	1- 0				
1- 5	0- 1	0- 1	AWAY	0- 0	0- 0	1- 3				
0- 0	0- 0	0- 0	NEUTRAL	0- 0	0- 0	0- 0				
1- 14	0- 0	0- 0	CONFERENCE	0- 0	1- 5	0- 9				
1- 6	0- 0	0- 0	HOME	0- 0	1- 2	0- 4				
0- 8	0- 0	0- 0	AWAY	0- 0	0- 3	0- 5				
0- 0	0- 0	0- 0	NEUTRAL	0- 0	0- 0	0- 0				

RPI 1-25				RPI 26-50				RPI 51-100				RPI 101+ Team's RPI: 304			
RPI	S	Opponent	Score	RPI	S	Opponent	Score	RPI	S	Opponent	Score	RPI	S	Opponent	Score
18	A	Princeton	33 104	42	A	Gonzaga	41 73	79	H	South Dakota	57 86	105	A	Montana	31 72
								99	H	Long Beach St.	58 62	128	H	Sacramento St.	60 92
												137	A	Eastern Wash.	54 101
												137	H	Eastern Wash.	63 77
												149	A	North Dakota	45 76
												149	H	North Dakota	73 70
												167	A	Oregon	56 63
												182	A	Northern Colo.	50 90
												182	H	Northern Colo.	54 68
												189	A	Idaho	49 77
												189	H	Idaho	49 69
												196	A	Montana St.	46 63
												209	H	Navy	56 50
												240	A	Southern Utah	74 86
												241	H	Idaho St.	53 65
												249	H	Weber St.	51 60
												274	A	Northern Ariz.	46 94
												289	A	Portland	63 91
												291	A	Columbia	71 66
												324	A	Seattle	47 54
LAST 12 Division I GAMES:															
42	A	Gonzaga	41 73	196	A	Montana St.	46 63								
182	A	Northern Colo.	50 90	105	A	Montana	31 72								
149	A	North Dakota	45 76	241	H	Idaho St.	53 65								
137	H	Eastern Wash.	63 77	249	H	Weber St.	51 60								
189	H	Idaho	49 69	189	A	Idaho	49 77								
128	H	Sacramento St.	60 92	137	A	Eastern Wash.	54 101								

Non-Div I Games: Corban 64 74 Western Wash. 64 75

Portland St.

Loss, Non-Conf, S Site, H Home A Away N Neutral

Average RPI Win:	304	WON-LOST	WINNING	LAST 10	STRENGTH OF	OPP. STRENGTH	TEAM	ADJ.	CONF.	ADJ CONF.
Average RPI Loss:	156	RECORD	PCT. RANK	GAMES	SCHEDULE	OF SCHEDULE	RPI	RPI	RPI	RPI
DIV. I ONLY	10- 14	222	3- 4	271	292	231	231	33	33	
DIV. I NON-CONF.	2- 9	297	0- 1	62	23	168	168	31	31	
TOTALS	RPI 1-25	RPI 26-50	W-L RECORDS	RPI 51-100	RPI 101-150	RPI 150+				
10- 14	0- 4	0- 0	OVERALL	0- 2	0- 1	10- 7				
5- 1	0- 0	0- 0	HOME	0- 0	0- 0	5- 1				
5- 11	0- 0	0- 0	AWAY	0- 1	0- 0	5- 4				
0- 2	0- 2	0- 0	NEUTRAL	0- 0	0- 0	0- 0				
2- 9	0- 4	0- 0	NON-CONFERENCE	0- 2	0- 1	2- 2				
0- 0	0- 0	0- 0	HOME	0- 0	0- 0	0- 0				
2- 7	0- 2	0- 0	AWAY	0- 2	0- 1	2- 2				
0- 2	0- 2	0- 0	NEUTRAL	0- 0	0- 0	0- 0				
8- 5	0- 0	0- 0	CONFERENCE	0- 0	0- 0	8- 5				
5- 1	0- 0	0- 0	HOME	0- 0	0- 0	5- 1				
3- 4	0- 0	0- 0	AWAY	0- 0	0- 0	3- 4				
0- 0	0- 0	0- 0	NEUTRAL	0- 0	0- 0	0- 0				

RPI 1-25				RPI 26-50				RPI 51-100				RPI 101+ Team's RPI: 231			
RPI	S	Opponent	Score	RPI	S	Opponent	Score	RPI	S	Opponent	Score	RPI	S	Opponent	Score
2	A	Baylor	64 108					69	A	TCU	50 56	129	A	Stephen F. Austin	73 83
12	N	North Carolina	45 81					80	A	Hawaii	58 72	194	A	Texas Southern	55 70
19	A	Texas A&M	41 59									194	H	Texas Southern	63 61
22	N	Stanford	45 88									246	A	UTEP	48 86
												250	A	Southern U.	51 67
												261	A	Rice	58 70
												273	A	Houston	61 56
												285	A	Jackson St.	60 65
												285	H	Jackson St.	82 65
												290	H	Alabama St.	65 73
												293	A	Sam Houston St.	70 53
												306	A	Grambling	59 51
												306	H	Grambling	85 57
												325	A	Alcorn	46 68
												340	A	Ark.-Pine Bluff	83 66
												342	H	Alabama A&M	81 64
												349	A	Mississippi Val.	78 61
												349	H	Mississippi Val.	69 50
LAST 12 Division I GAMES:															
285	A	Jackson St.	60 65	80	A	Hawaii	58 72								
194	A	Texas Southern	55 70	349	H	Mississippi Val.	69 50								
340	A	Ark.-Pine Bluff	83 66	306	A	Grambling	59 51								
285	H	Jackson St.	82 65	290	H	Alabama St.	65 73								
194	H	Texas Southern	63 61	342	H	Alabama A&M	81 64								
325	A	Alcorn	46 68	349	A	Mississippi Val.	78 61								

Non-Div I Games: Schreiner 90 38

Prairie View

Loss, Non-Conf, S Site, H Home A Away N Neutral

Presbyterian

Through Games Of Feb. 22, 2015

Average RPI Win:	301	WON-LOST	WINNING	LAST 10	STRENGTH OF	OPP. STRENGTH	TEAM	ADJ.	CONF.	ADJ CONF.
Average RPI Loss:	186	RECORD	PCT. RANK	GAMES	SCHEDULE	OF SCHEDULE	RPI	RPI	RPI	RPI
DIV. I ONLY	12- 13	190	5- 5	283	345	236	236	28	28	
DIV. I NON-CONF.	3- 4	197	0- 0	253	343	188	188	32	32	
TOTALS	RPI 1-25	RPI 26-50	W-L RECORDS	RPI 51-100	RPI 101-150	RPI 150+				
12- 13	0- 0	0- 0	OVERALL	0- 2	0- 2	12- 9				
8- 2	0- 0	0- 0	HOME	0- 1	0- 0	8- 1				
4- 11	0- 0	0- 0	AWAY	0- 1	0- 2	4- 8				
0- 0	0- 0	0- 0	NEUTRAL	0- 0	0- 0	0- 0				
3- 4	0- 0	0- 0	NON-CONFERENCE	0- 0	0- 2	3- 2				
1- 0	0- 0	0- 0	HOME	0- 0	0- 0	1- 0				
2- 4	0- 0	0- 0	AWAY	0- 0	0- 2	2- 2				
0- 0	0- 0	0- 0	NEUTRAL	0- 0	0- 0	0- 0				
9- 9	0- 0	0- 0	CONFERENCE	0- 2	0- 0	9- 7				
7- 2	0- 0	0- 0	HOME	0- 1	0- 0	7- 1				
2- 7	0- 0	0- 0	AWAY	0- 1	0- 0	2- 6				
0- 0	0- 0	0- 0	NEUTRAL	0- 0	0- 0	0- 0				

RPI S	Opponent	Score	RPI S	Opponent	Score	RPI S	Opponent	Score	RPI S	Opponent	Score	Team's RPI: 236
						88	A Liberty	42 59	127	A VCU	36 55	
						88	H Liberty	41 63	142	A Old Dominion	26 41	
									188	A Radford	68 75	
									188	H Radford	35 43	
									190	A Charlotte	50 66	
									191	A High Point	49 54	
									191	H High Point	78 59	
									192	A Xavier	43 45	
									204	A Winthrop	51 54	
									214	A Campbell	45 58	
									214	H Campbell	51 42	
									279	H South Carolina St.	46 33	
									283	A Gardner-Webb	47 50	
									283	H Gardner-Webb	55 50	
									313	A Western Caro.	51 44	
									315	A Coastal Caro.	84 78	
									315	H Coastal Caro.	78 56	
									327	A UNC Asheville	46 59	
									327	H UNC Asheville	69 57	
									331	A N.C. Central	45 33	
									346	A Longwood	36 32	
									346	H Longwood	53 48	
									348	H Charleston So.	71 40	
LAST 12 Division I GAMES:												
			346	A Longwood	36 32		327	A UNC Asheville	46 59			
			88	H Liberty	41 63		214	H Campbell	51 42			
			315	H Coastal Caro.	78 56		204	A Winthrop	51 54			
			188	A Radford	68 75		348	H Charleston So.	71 40			
			191	H High Point	78 59		346	H Longwood	53 48			
			283	A Gardner-Webb	47 50		315	A Coastal Caro.	84 78			

Non-Div I Games: Southern Wesleyan 81 50 Allen 120 45

Presbyterian

Loss, Non-Conf, S Site, H Home A Away N Neutral

Average RPI Win:	155	WON-LOST	WINNING	LAST 10	STRENGTH OF	OPP. STRENGTH	TEAM	ADJ.	CONF.	ADJ CONF.
Average RPI Loss:	0	RECORD	PCT. RANK	GAMES	SCHEDULE	OF SCHEDULE	RPI	RPI	RPI	RPI
DIV. I ONLY	25- 0	1	10- 0	150	75	18	18	8	8	
DIV. I NON-CONF.	16- 0	1	3- 0	165	43	17	17	10	10	
TOTALS	RPI 1-25	RPI 26-50	W-L RECORDS	RPI 51-100	RPI 101-150	RPI 150+				
25- 0	0- 0	2- 0	OVERALL	6- 0	5- 0	12- 0				
9- 0	0- 0	0- 0	HOME	2- 0	2- 0	5- 0				
12- 0	0- 0	2- 0	AWAY	4- 0	2- 0	4- 0				
4- 0	0- 0	0- 0	NEUTRAL	0- 0	1- 0	3- 0				
16- 0	0- 0	2- 0	NON-CONFERENCE	5- 0	1- 0	8- 0				
4- 0	0- 0	0- 0	HOME	1- 0	0- 0	3- 0				
8- 0	0- 0	2- 0	AWAY	4- 0	0- 0	2- 0				
4- 0	0- 0	0- 0	NEUTRAL	0- 0	1- 0	3- 0				
9- 0	0- 0	0- 0	CONFERENCE	1- 0	4- 0	4- 0				
5- 0	0- 0	0- 0	HOME	1- 0	2- 0	2- 0				
4- 0	0- 0	0- 0	AWAY	0- 0	2- 0	2- 0				
0- 0	0- 0	0- 0	NEUTRAL	0- 0	0- 0	0- 0				

RPI S	Opponent	Score	RPI S	Opponent	Score	RPI S	Opponent	Score	RPI S	Opponent	Score
33	A Pittsburgh	59 43	45	A Duquesne	79 62	55	A Michigan	85 55	103	H Cornell	75 47
						66	H Penn	83 54	105	N Montana	80 55
						71	H Drexel	59 43	116	A Yale	56 50
						73	A American	63 56	147	A Harvard	96 46
						77	A Fordham	67 53	147	H Harvard	78 57
						98	A Hampton	75 63	159	A Dartmouth	83 65
									159	H Dartmouth	70 31
									173	N Hartford	64 51
									184	A Delaware	87 59
									190	N Charlotte	73 43
									205	N Wake Forest	72 55
									226	A Brown	86 58
									251	A Monmouth	84 53
									284	H Georgetown	83 54
									291	H Columbia	83 44
									304	H Portland St.	104 33
									320	H Binghamton	96 58
LAST 12 Division I GAMES:											
147	H Harvard	78 57	159	A Dartmouth	83 65						
159	H Dartmouth	70 31	147	A Harvard	96 46						
116	A Yale	56 50	66	H Penn	83 54						
226	A Brown	86 58	98	A Hampton	75 63						
103	H Cornell	75 47	77	A Fordham	67 53						
291	H Columbia	83 44	173	N Hartford	64 51						

Non-Div I Games:

Princeton

## Providence

Through Games Of Feb. 22, 2015

Average RPI Win:	167	WON-LOST	WINNING	LAST 10	STRENGTH OF	OPP. STRENGTH	TEAM	ADJ.	CONF.	ADJ CONF.
Average RPI Loss:	116	RECORD	PCT. RANK	GAMES	SCHEDULE	OF SCHEDULE	RPI	RPI	RPI	RPI
DIV. I ONLY	5- 22	318	1- 9	51	94	247	247	10	10	
DIV. I NON-CONF.	3- 8	263	0- 0	58	61	206	206	9	9	
TOTALS	RPI 1-25	RPI 26-50	W-L RECORDS	RPI 51-100	RPI 101-150	RPI 150+				
5- 22	0- 2	1- 2	OVERALL	1- 8	0- 4	3- 6				
4- 9	0- 0	1- 1	HOME	1- 3	0- 2	2- 3				
1- 13	0- 2	0- 1	AWAY	0- 5	0- 2	1- 3				
0- 0	0- 0	0- 0	NEUTRAL	0- 0	0- 0	0- 0				
3- 8	0- 2	1- 0	NON-CONFERENCE	0- 2	0- 2	2- 2				
3- 2	0- 0	1- 0	HOME	0- 0	0- 1	2- 1				
0- 6	0- 2	0- 0	AWAY	0- 2	0- 1	0- 1				
0- 0	0- 0	0- 0	NEUTRAL	0- 0	0- 0	0- 0				
2- 14	0- 0	0- 2	CONFERENCE	1- 6	0- 2	1- 4				
1- 7	0- 0	0- 1	HOME	1- 3	0- 1	0- 2				
1- 7	0- 0	0- 1	AWAY	0- 3	0- 1	1- 2				
0- 0	0- 0	0- 0	NEUTRAL	0- 0	0- 0	0- 0				

RPI 1-25				RPI 26-50				RPI 51-100				RPI 101+ Team's RPI: 247			
RPI	S	Opponent	Score	RPI	S	Opponent	Score	RPI	S	Opponent	Score	RPI	S	Opponent	Score
15	A	Dayton	56 72	43	A	Seton Hall	40 67	51	A	DePaul	42 90	121	H	Rhode Island	56 63
16	A	FGCU	58 68	43	H	Seton Hall	67 68	51	H	DePaul	66 103	122	A	Butler	61 66
				45	H	Duquesne	67 56	78	A	Creighton	57 84	122	H	Butler	59 67
								78	H	Creighton	54 65	132	A	Bryant	80 90
								81	H	Villanova	51 49	173	A	Hartford	54 57
								87	A	St. John's (NY)	49 70	192	A	Xavier	59 71
								87	H	St. John's (NY)	52 68	192	H	Xavier	57 68
								96	A	Richmond	59 75	210	H	Virginia Tech	69 72
								100	A	Boston College	51 79	225	H	UMass Lowell	66 54
												226	H	Brown	78 69
												258	A	Marquette	66 58
												258	H	Marquette	64 72
												284	A	Georgetown	61 69
LAST 12 Division I GAMES:															
51	H	DePaul	66 103	122	H	Butler	59 67								
258	H	Marquette	64 72	51	A	DePaul	42 90								
78	A	Creighton	57 84	258	A	Marquette	66 58								
87	A	St. John's (NY)	49 70	78	H	Creighton	54 65								
43	A	Seton Hall	40 67	43	H	Seton Hall	67 68								
192	H	Xavier	57 68	284	A	Georgetown	61 69								

Non-Div I Games:

Providence

■ Loss, 
■ Non-Conf, 
■ S Site, 
■ H Home 
■ A Away 
N Neutral

Average RPI Win:	139	WON-LOST	WINNING	LAST 10	STRENGTH OF	OPP. STRENGTH	TEAM	ADJ.	CONF.	ADJ CONF.
Average RPI Loss:	55	RECORD	PCT. RANK	GAMES	SCHEDULE	OF SCHEDULE	RPI	RPI	RPI	RPI
DIV. I ONLY	10- 17	250	1- 9	7	32	103	103	4	4	
DIV. I NON-CONF.	7- 4	107	0- 0	12	33	56	56	2	2	
TOTALS	RPI 1-25	RPI 26-50	W-L RECORDS	RPI 51-100	RPI 101-150	RPI 150+				
10- 17	0- 5	1- 8	OVERALL	3- 1	3- 1	3- 2				
6- 9	0- 1	0- 5	HOME	2- 1	1- 1	3- 1				
3- 7	0- 3	1- 3	AWAY	1- 0	1- 0	0- 1				
1- 1	0- 1	0- 0	NEUTRAL	0- 0	1- 0	0- 0				
7- 4	0- 3	0- 1	NON-CONFERENCE	2- 0	3- 0	2- 0				
5- 2	0- 1	0- 1	HOME	2- 0	1- 0	2- 0				
1- 1	0- 1	0- 0	AWAY	0- 0	1- 0	0- 0				
1- 1	0- 1	0- 0	NEUTRAL	0- 0	1- 0	0- 0				
3- 13	0- 2	1- 7	CONFERENCE	1- 1	0- 1	1- 2				
1- 7	0- 0	0- 4	HOME	0- 1	0- 1	1- 1				
2- 6	0- 2	1- 3	AWAY	1- 0	0- 0	0- 1				
0- 0	0- 0	0- 0	NEUTRAL	0- 0	0- 0	0- 0				

RPI 1-25				RPI 26-50				RPI 51-100				RPI 101+ Team's RPI: 103			
RPI	S	Opponent	Score	RPI	S	Opponent	Score	RPI	S	Opponent	Score	RPI	S	Opponent	Score
6	A	Maryland	64 88	27	H	Green Bay	78 81	85	A	Illinois	62 55	113	N	Texas Tech	69 53
8	A	Iowa	59 73	34	A	Nebraska	59 69	85	H	Illinois	46 47	114	H	Toledo	66 48
13	H	Florida St.	64 67	35	H	Northwestern	65 73	92	H	Wright St.	70 46	119	A	Ball St.	66 60
15	A	Dayton	61 63	36	A	Ohio St.	60 92	95	H	Kansas	61 48	138	H	Wisconsin	56 65
17	N	George Washington	59 79	36	H	Ohio St.	71 79					160	A	Indiana	55 72
				37	A	Minnesota	90 88					160	H	Indiana	86 64
				37	H	Minnesota	68 81					201	H	Penn St.	50 54
				41	A	Rutgers	49 78					275	H	UC Irvine	69 44
				41	H	Rutgers	49 58					299	H	Denver	65 51
LAST 12 Division I GAMES:															
85	H	Illinois	46 47	41	H	Rutgers	49 58								
36	A	Ohio St.	60 92	36	H	Ohio St.	71 79								
41	A	Rutgers	49 78	37	A	Minnesota	90 88								
35	H	Northwestern	65 73	34	A	Nebraska	59 69								
201	H	Penn St.	50 54	138	H	Wisconsin	56 65								
160	A	Indiana	55 72	8	A	Iowa	59 73								

Non-Div I Games:

Purdue

■ Loss, 
 ■ Non-Conf, 
 ■ S Site, 
 ■ H Home 
 ■ A Away 
 N Neutral

Quinnipiac

Through Games Of Feb. 22, 2015

Average RPI Win:	190	WON-LOST	WINNING	LAST 10	STRENGTH OF	OPP. STRENGTH	TEAM	ADJ.	CONF.	ADJ CONF.
Average RPI Loss:	55	RECORD	PCT. RANK	GAMES	SCHEDULE	OF SCHEDULE	RPI	RPI	RPI	RPI
DIV. I ONLY	25- 3	9	9- 0	119	145	31	31	24	24	
DIV. I NON-CONF.	8- 3	71	0- 0	16	19	22	22	23	23	
TOTALS	RPI 1-25	RPI 26-50	W-L RECORDS	RPI 51-100	RPI 101-150	RPI 150+				
25- 3	0- 2	0- 0	OVERALL	4- 0	3- 1	18- 0				
14- 0	0- 0	0- 0	HOME	4- 0	1- 0	9- 0				
9- 1	0- 0	0- 0	AWAY	0- 0	2- 0	7- 0				
2- 2	0- 1	0- 0	NEUTRAL	0- 0	0- 1	2- 0				
8- 3	0- 2	0- 0	NON-CONFERENCE	4- 0	1- 1	3- 0				
4- 0	0- 0	0- 0	HOME	4- 0	0- 0	0- 0				
2- 1	0- 1	0- 0	AWAY	0- 0	1- 0	1- 0				
2- 2	0- 1	0- 0	NEUTRAL	0- 0	0- 1	2- 0				
17- 0	0- 0	0- 0	CONFERENCE	0- 0	2- 0	15- 0				
10- 0	0- 0	0- 0	HOME	0- 0	1- 0	9- 0				
7- 0	0- 0	0- 0	AWAY	0- 0	1- 0	6- 0				
0- 0	0- 0	0- 0	NEUTRAL	0- 0	0- 0	0- 0				

RPI 1-25				RPI 26-50		Team's RPI: 31		RPI 51-100				RPI 101+			
RPI	S	Opponent	Score	RPI	S	Opponent	Score	RPI	S	Opponent	Score	RPI	S	Opponent	Score
3	A	Notre Dame	52 112					71	H	Drexel	74 50	112	A	Saint Joseph's	69 67
16	N	FGCU	65 71					83	H	Albany (NY)	66 62	117	A	Marist	80 62
								86	H	Army	79 64	117	H	Marist	73 55
								98	H	Hampton	87 59	147	N	Harvard	83 87
												154	N	Alabama	73 66
												173	A	Hartford	70 58
												175	A	Siena	87 62
												175	H	Siena	78 65
												179	A	Iona	79 72
												179	H	Iona	85 74
												181	N	Holy Cross	74 67
												183	A	Fairfield	67 66
												183	H	Fairfield	83 43
												228	A	Niagara	71 68
												228	H	Niagara	80 66
												251	H	Monmouth	94 53
												256	A	Canisius	86 66
												256	H	Canisius	88 85
												269	H	Rider	96 54
												323	H	Manhattan	85 51
												336	A	Saint Peter's	81 50
												336	H	Saint Peter's	82 52
LAST 12 Division I GAMES:															
179	A	Iona	79 72	336	A	Saint Peter's	81 50								
336	H	Saint Peter's	82 52	175	A	Siena	87 62								
256	H	Canisius	88 85	117	H	Marist	73 55								
117	A	Marist	80 62	323	H	Manhattan	85 51								
179	H	Iona	85 74	183	H	Fairfield	83 43								
269	H	Rider	96 54	228	A	Niagara	71 68								

Non-Div I Games:

Quinnipiac

Loss, Non-Conf, S Site, H Home A Away N Neutral



Average RPI Win:	275	WON-LOST	WINNING	LAST 10	STRENGTH OF	OPP. STRENGTH	TEAM	ADJ.	CONF.	ADJ CONF.
Average RPI Loss:	149	RECORD	PCT. RANK	GAMES	SCHEDULE	OF SCHEDULE	RPI	RPI	RPI	RPI
DIV. I ONLY	16- 10	97	8- 2	290	311	188	188	28	28	
DIV. I NON-CONF.	3- 5	215	0- 0	217	73	233	233	32	32	
TOTALS	RPI 1-25	RPI 26-50	W-L RECORDS	RPI 51-100	RPI 101-150	RPI 150+				
16- 10	0- 0	0- 1	OVERALL	0- 3	0- 1	16- 5				
9- 4	0- 0	0- 0	HOME	0- 2	0- 0	9- 2				
7- 6	0- 0	0- 1	AWAY	0- 1	0- 1	7- 3				
0- 0	0- 0	0- 0	NEUTRAL	0- 0	0- 0	0- 0				
3- 5	0- 0	0- 1	NON-CONFERENCE	0- 1	0- 1	3- 2				
2- 2	0- 0	0- 0	HOME	0- 1	0- 0	2- 1				
1- 3	0- 0	0- 1	AWAY	0- 0	0- 1	1- 1				
0- 0	0- 0	0- 0	NEUTRAL	0- 0	0- 0	0- 0				
13- 5	0- 0	0- 0	CONFERENCE	0- 2	0- 0	13- 3				
7- 2	0- 0	0- 0	HOME	0- 1	0- 0	7- 1				
6- 3	0- 0	0- 0	AWAY	0- 1	0- 0	6- 2				
0- 0	0- 0	0- 0	NEUTRAL	0- 0	0- 0	0- 0				

RPI 1-25				RPI 26-50				RPI 51-100				RPI 101+				Team's RPI: 188	
RPI	S	Opponent	Score	RPI	S	Opponent	Score	RPI	S	Opponent	Score	RPI	S	Opponent	Score		
				33	A	Pittsburgh	47 72	65	H	Youngstown St.	44 70	106	A	Virginia	47 75		
								88	A	Liberty	39 75	157	A	Appalachian St.	68 67		
								88	H	Liberty	63 72	170	H	William & Mary	71 81		
												191	H	High Point	61 58		
												204	A	Winthrop	45 66		
												204	H	Winthrop	55 47		
												210	A	Virginia Tech	60 73		
												214	A	Campbell	62 65		
												214	H	Campbell	67 43		
												236	A	Presbyterian	43 35		
												236	H	Presbyterian	75 68		
												267	H	Norfolk St.	74 65		
												283	A	Gardner-Webb	76 60		
												283	H	Gardner-Webb	59 49		
												300	H	Wofford	60 59		
												315	A	Coastal Caro.	52 43		
												315	H	Coastal Caro.	42 75		
												327	A	UNC Asheville	67 65		
												346	A	Longwood	78 60		
												346	H	Longwood	55 45		
												348	A	Charleston So.	64 57		
												348	H	Charleston So.	53 51		
LAST 12 Division I GAMES:																	
				214	H	Campbell	67 43	88	A	Liberty	39 75						
				204	A	Winthrop	45 66	283	H	Gardner-Webb	59 49						
				348	A	Charleston So.	64 57	191	H	High Point	61 58						
				346	H	Longwood	55 45	327	A	UNC Asheville	67 65						
				236	H	Presbyterian	75 68	214	A	Campbell	62 65						
				315	A	Coastal Caro.	52 43	204	H	Winthrop	55 47						

Non-Div I Games: West Virginia St. 52 58

Radford

Loss, Non-Conf, S Site, H Home A Away N Neutral

## Rhode Island

Through Games Of Feb. 22, 2015

Average RPI Win:	196	WON-LOST	WINNING	LAST 10	STRENGTH OF	OPP. STRENGTH	TEAM	ADJ.	CONF.	ADJ CONF.
Average RPI Loss:	113	RECORD	PCT. RANK	GAMES	SCHEDULE	OF SCHEDULE	RPI	RPI	RPI	RPI
DIV. I ONLY	15- 11	121	5- 5	148	114	121	121	6	6	
DIV. I NON-CONF.	8- 4	92	0- 0	285	245	165	165	6	6	
TOTALS	RPI 1-25	RPI 26-50	W-L RECORDS	RPI 51-100	RPI 101-150	RPI 150+				
15- 11	0- 2	1- 1	OVERALL	1- 2	2- 3	11- 3				
8- 5	0- 1	1- 0	HOME	1- 2	1- 1	5- 1				
6- 6	0- 1	0- 1	AWAY	0- 0	1- 2	5- 2				
1- 0	0- 0	0- 0	NEUTRAL	0- 0	0- 0	1- 0				
8- 4	0- 0	0- 0	NON-CONFERENCE	0- 1	1- 1	7- 2				
3- 3	0- 0	0- 0	HOME	0- 1	0- 1	3- 1				
4- 1	0- 0	0- 0	AWAY	0- 0	1- 0	3- 1				
1- 0	0- 0	0- 0	NEUTRAL	0- 0	0- 0	1- 0				
7- 7	0- 2	1- 1	CONFERENCE	1- 1	1- 2	4- 1				
5- 2	0- 1	1- 0	HOME	1- 1	1- 0	2- 0				
2- 5	0- 1	0- 1	AWAY	0- 0	0- 2	2- 1				
0- 0	0- 0	0- 0	NEUTRAL	0- 0	0- 0	2- 0				

RPI	S	Opponent	Score	RPI	S	Opponent	Score	RPI	S	Opponent	Score	RPI	S	Opponent	Score
15	A	Dayton	33 77	45	A	Duquesne	50 60	62	H	East Carolina	38 66	112	H	Saint Joseph's	63 61
17	H	George Washington	49 59	45	H	Duquesne	62 61	77	H	Fordham	71 56	124	H	Marshall	45 61
								96	H	Richmond	50 54	127	A	VCU	48 64
												132	A	Bryant	60 56
												135	A	St. Bonaventure	59 73
												152	H	Central Conn. St.	58 46
												159	H	Dartmouth	44 54
												176	A	La Salle	45 47
												176	H	La Salle	55 54
												197	H	Massachusetts	70 58
												225	A	UMass Lowell	75 66
												226	H	Brown	65 61
												229	A	George Mason	57 45
												242	N	Towson	60 49
												247	A	Providence	63 56
												248	A	Davidson	71 62
												291	A	Columbia	69 79
												311	A	LIU Brooklyn	66 49
												316	H	Boston U.	56 48
LAST 12 Division I GAMES:															
45	A	Duquesne	50 60	96	H	Richmond	50 54	229	A	George Mason	57 45	15	A	Dayton	33 77
176	A	La Salle	45 47	229	A	George Mason	57 45	15	A	Dayton	33 77	176	H	La Salle	55 54
77	H	Fordham	71 56	15	A	Dayton	33 77	176	H	La Salle	55 54	17	H	George Washington	49 59
112	H	Saint Joseph's	63 61	176	H	La Salle	55 54	17	H	George Washington	49 59	248	A	Davidson	71 62
135	A	St. Bonaventure	59 73	17	H	George Washington	49 59	248	A	Davidson	71 62				
197	H	Massachusetts	70 58	248	A	Davidson	71 62								

Non-Div I Games:

Rhode Island

■ Loss, 
 ■ Non-Conf, 
 ■ S Site, 
 ■ H Home 
 ■ A Away 
 N Neutral

Average RPI Win: <b>255</b>	WON-LOST	WINNING	LAST 10	STRENGTH OF	OPP. STRENGTH	TEAM	ADJ.	CONF.	ADJ CONF.
Average RPI Loss: <b>143</b>	RECORD	PCT. RANK	GAMES	SCHEDULE	OF SCHEDULE	RPI	RPI	RPI	RPI
DIV. I ONLY	8- 17	273	2- 8	135	242	261	261	17	17
DIV. I NON-CONF.	5- 6	177	0- 0	77	317	187	187	18	18
TOTALS	RPI 1-25	RPI 26-50	W-L RECORDS	RPI 51-100	RPI 101-150	RPI 150+			
8- 17	0- 2	0- 3	OVERALL	0- 1	0- 4	8- 7			
7- 7	0- 0	0- 2	HOME	0- 0	0- 3	7- 2			
1- 10	0- 2	0- 1	AWAY	0- 1	0- 1	1- 5			
0- 0	0- 0	0- 0	NEUTRAL	0- 0	0- 0	0- 0			
5- 6	0- 2	0- 1	NON-CONFERENCE	0- 0	0- 1	5- 2			
5- 2	0- 0	0- 1	HOME	0- 0	0- 1	5- 0			
0- 4	0- 2	0- 0	AWAY	0- 0	0- 0	0- 2			
0- 0	0- 0	0- 0	NEUTRAL	0- 0	0- 0	0- 0			
3- 11	0- 0	0- 2	CONFERENCE	0- 1	0- 3	3- 5			
2- 5	0- 0	0- 1	HOME	0- 0	0- 2	2- 2			
1- 6	0- 0	0- 1	AWAY	0- 1	0- 1	1- 3			
0- 0	0- 0	0- 0	NEUTRAL	0- 0	0- 0	0- 0			

RPI 1-25				RPI 26-50				RPI 51-100				RPI 101+ Team's RPI: 261			
RPI	S	Opponent	Score	RPI	S	Opponent	Score	RPI	S	Opponent	Score	RPI	S	Opponent	Score
19	A	Texas A&M	55 <b>76</b>	30	H	Western Ky.	76 <b>83</b>	97	A	Southern Miss.	54 <b>65</b>	124	H	Marshall	69 <b>72</b>
21	A	Texas	54 <b>77</b>	38	H	UALR	40 <b>55</b>					125	A	Louisiana Tech	71 <b>88</b>
				50	A	Middle Tenn.	61 <b>79</b>					129	H	Stephen F. Austin	59 <b>70</b>
												142	H	Old Dominion	55 <b>62</b>
												172	H	Lamar	97 63
												174	A	UTSA	62 58
												190	H	Charlotte	59 <b>62</b>
												194	A	Texas Southern	63 <b>69</b>
												208	A	UAB	59 <b>75</b>
												219	H	McNeese St.	57 55
												223	H	Fla. Atlantic	70 <b>82</b>
												231	H	Prairie View	70 58
												246	A	UTEP	51 <b>54</b>
												264	H	A&M-Corpus Christi	59 54
												273	A	Houston	58 <b>59</b>
												321	A	North Texas	48 <b>53</b>
												321	H	North Texas	58 55
												325	H	Alcorn	61 33
												337	H	FIU	80 59
LAST 12 Division I GAMES:															
223	H	Fla. Atlantic	70 <b>82</b>	321	H	North Texas	58 55								
337	H	FIU	80 59	125	A	Louisiana Tech	71 <b>88</b>								
208	A	UAB	59 <b>75</b>	97	A	Southern Miss.	54 <b>65</b>								
50	A	Middle Tenn.	61 <b>79</b>	190	H	Charlotte	59 <b>62</b>								
30	H	Western Ky.	76 <b>83</b>	142	H	Old Dominion	55 <b>62</b>								
124	H	Marshall	69 <b>72</b>	321	A	North Texas	48 <b>53</b>								

Non-Div I Games:

Rice

■ Loss, 
 ■ Non-Conf, S Site, 
 ■ Home 
 ■ Away 
 N Neutral

Average RPI Win:	210	WON-LOST	WINNING	LAST 10	STRENGTH OF	OPP. STRENGTH	TEAM	ADJ.	CONF.	ADJ CONF.
Average RPI Loss:	58	RECORD	PCT. RANK	GAMES	SCHEDULE	OF SCHEDULE	RPI	RPI	RPI	RPI
DIV. I ONLY	16- 11	109	6- 4	139	70	96	96	6	6	
DIV. I NON-CONF.	8- 5	123	0- 1	276	83	148	148	6	6	
TOTALS	RPI 1-25	RPI 26-50	W-L RECORDS	RPI 51-100	RPI 101-150	RPI 150+				
16- 11	0- 4	0- 2	OVERALL	0- 3	3- 2	13- 0				
10- 2	0- 1	0- 0	HOME	0- 1	2- 0	8- 0				
6- 7	0- 0	0- 0	AWAY	0- 1	1- 0	5- 0				
0- 2	0- 0	0- 1	NEUTRAL	0- 0	0- 1	0- 0				
8- 5	0- 1	0- 1	NON-CONFERENCE	0- 2	0- 1	8- 0				
4- 1	0- 0	0- 0	HOME	0- 1	0- 0	4- 0				
4- 2	0- 1	0- 0	AWAY	0- 1	0- 0	4- 0				
0- 2	0- 0	0- 1	NEUTRAL	0- 0	0- 1	0- 0				
8- 6	0- 3	0- 1	CONFERENCE	0- 1	3- 1	5- 0				
6- 1	0- 1	0- 0	HOME	0- 0	2- 0	4- 0				
2- 5	0- 2	0- 1	AWAY	0- 1	1- 1	1- 0				
0- 0	0- 0	0- 0	NEUTRAL	0- 0	0- 0	0- 0				

RPI 1-25				RPI 26-50				RPI 51-100 Team's RPI: 96				RPI 101+			
RPI	S	Opponent	Score	RPI	S	Opponent	Score	RPI	S	Opponent	Score	RPI	S	Opponent	Score
15	A	Dayton	41 79	40	N	Arkansas	55 74	66	A	Penn	47 49	112	A	Saint Joseph's	59 61
15	H	Dayton	62 76	45	A	Duquesne	51 58	77	A	Fordham	64 65	121	A	Rhode Island	54 50
17	A	George Washington	67 77					98	H	Hampton	53 64	127	H	VCU	67 63
23	A	James Madison	68 79									133	N	Central Mich.	56 61
												135	H	St. Bonaventure	67 61
												155	H	Saint Louis	75 72
												170	A	William & Mary	59 56
												176	H	La Salle	72 60
												197	H	Massachusetts	64 44
												205	H	Wake Forest	79 72
												208	A	UAB	71 65
												229	H	George Mason	77 49
												243	A	UNCW	77 67
												247	H	Providence	75 59
												248	A	Davidson	56 48
												268	A	Eastern Ky.	70 56
												284	H	Georgetown	65 57
												346	H	Longwood	80 50
LAST 12 Division I GAMES:															
112	A	Saint Joseph's	59 61	121	A	Rhode Island	54 50								
45	A	Duquesne	51 58	15	H	Dayton	62 76								
176	H	La Salle	72 60	197	H	Massachusetts	64 44								
15	A	Dayton	41 79	248	A	Davidson	56 48								
155	H	Saint Louis	75 72	229	H	George Mason	77 49								
127	H	VCU	67 63	66	A	Penn	47 49								

Non-Div I Games:

Richmond

Average RPI Win: <b>248</b>	WON-LOST	WINNING	LAST 10	STRENGTH OF	OPP. STRENGTH	TEAM	ADJ.	CONF.	ADJ CONF.
Average RPI Loss: <b>205</b>	RECORD	PCT. RANK	GAMES	SCHEDULE	OF SCHEDULE	RPI	RPI	RPI	RPI
DIV. I ONLY	<b>11- 17</b>	<b>239</b>	<b>6- 4</b>	<b>330</b>	<b>244</b>	<b>269</b>	<b>269</b>	<b>24</b>	<b>24</b>
DIV. I NON-CONF.	<b>3- 7</b>	<b>250</b>	<b>0- 0</b>	<b>317</b>	<b>250</b>	<b>282</b>	<b>282</b>	<b>23</b>	<b>23</b>
TOTALS	RPI 1-25	RPI 26-50	W-L RECORDS	RPI 51-100	RPI 101-150	RPI 150+			
11- 17	0- 0	0- 2	OVERALL	0- 0	1- 1	10- 14			
5- 5	0- 0	0- 0	HOME	0- 0	0- 0	5- 5			
6- 11	0- 0	0- 2	AWAY	0- 0	1- 1	5- 8			
0- 1	0- 0	0- 0	NEUTRAL	0- 0	0- 0	0- 1			
3- 7	0- 0	0- 1	NON-CONFERENCE	0- 0	1- 0	2- 6			
1- 1	0- 0	0- 0	HOME	0- 0	0- 0	1- 1			
2- 5	0- 0	0- 1	AWAY	0- 0	1- 0	1- 4			
0- 1	0- 0	0- 0	NEUTRAL	0- 0	0- 0	0- 1			
8- 10	0- 0	0- 1	CONFERENCE	0- 0	0- 1	8- 8			
4- 4	0- 0	0- 0	HOME	0- 0	0- 0	4- 4			
4- 6	0- 0	0- 1	AWAY	0- 0	0- 1	4- 4			
0- 0	0- 0	0- 0	NEUTRAL	0- 0	0- 0	0- 0			

RPI S	Opponent	Score	RPI S	Opponent	Score	RPI S	Opponent	Score	RPI S	Opponent	Score	Team's RPI: 269
			31	A Quinnipiac	54 <b>96</b>				117	A Marist	46 <b>60</b>	
			43	A Seton Hall	47 <b>66</b>				142	A Old Dominion	59 56	
									175	A Siena	56 49	
									175	H Siena	43 <b>65</b>	
									179	A Iona	85 81	
									179	H Iona	51 <b>71</b>	
									183	A Fairfield	40 <b>43</b>	
									183	H Fairfield	47 <b>59</b>	
									184	A Delaware	53 <b>68</b>	
									195	H Lafayette	48 <b>66</b>	
									201	A Penn St.	51 <b>85</b>	
									228	A Niagara	33 <b>44</b>	
									228	H Niagara	61 56	
									242	A Towson	51 <b>53</b>	
									251	A Monmouth	65 55	
									251	H Monmouth	62 <b>66</b>	
									256	A Canisius	58 56	
									256	H Canisius	52 51	
									272	H UMBC	67 55	
									295	N St. Francis Brooklyn	60 <b>71</b>	
									311	A LIU Brooklyn	59 56	
									320	A Binghamton	67 <b>72</b>	
									323	A Manhattan	52 <b>55</b>	
									323	H Manhattan	65 40	
									336	A Saint Peter's	49 <b>50</b>	
									336	H Saint Peter's	54 49	
LAST 12 Division I GAMES:												
			228	A Niagara	33 <b>44</b>				175	H Siena	43 <b>65</b>	
			256	A Canisius	58 56				256	H Canisius	52 51	
			323	H Manhattan	65 40				175	A Siena	56 49	
			251	A Monmouth	65 55				183	A Fairfield	40 <b>43</b>	
			336	H Saint Peter's	54 49				179	A Iona	85 81	
			31	A Quinnipiac	54 <b>96</b>				228	H Niagara	61 56	

Non-Div I Games:

Rider

■ Loss, 
 ■ Non-Conf, 
 ■ S Site, 
 ■ H Home 
 ■ A Away 
 N Neutral

Average RPI Win:	278	WON-LOST	WINNING	LAST 10	STRENGTH OF	OPP. STRENGTH	TEAM	ADJ.	CONF.	ADJ CONF.
Average RPI Loss:	125	RECORD	PCT. RANK	GAMES	SCHEDULE	OF SCHEDULE	RPI	RPI	RPI	RPI
DIV. I ONLY	14- 12	154	9- 1	211	291	163	163	29	29	
DIV. I NON-CONF.	2- 9	297	0- 0	106	138	224	224	28	28	
TOTALS	RPI 1-25	RPI 26-50	W-L RECORDS	RPI 51-100	RPI 101-150	RPI 150+				
14- 12	0- 1	0- 1	OVERALL	0- 3	1- 3	13- 4				
7- 3	0- 0	0- 1	HOME	0- 1	1- 0	6- 1				
7- 9	0- 1	0- 0	AWAY	0- 2	0- 3	7- 3				
0- 0	0- 0	0- 0	NEUTRAL	0- 0	0- 0	0- 0				
2- 9	0- 1	0- 1	NON-CONFERENCE	0- 3	0- 2	2- 2				
0- 3	0- 0	0- 1	HOME	0- 1	0- 0	0- 1				
2- 6	0- 1	0- 0	AWAY	0- 2	0- 2	2- 1				
0- 0	0- 0	0- 0	NEUTRAL	0- 0	0- 0	0- 0				
12- 3	0- 0	0- 0	CONFERENCE	0- 0	1- 1	11- 2				
7- 0	0- 0	0- 0	HOME	0- 0	1- 0	6- 0				
5- 3	0- 0	0- 0	AWAY	0- 0	0- 1	5- 2				
0- 0	0- 0	0- 0	NEUTRAL	0- 0	0- 0	0- 0				

RPI 1-25				RPI 26-50				RPI 51-100				RPI 101+ Team's RPI: 163			
RPI	S	Opponent	Score	RPI	S	Opponent	Score	RPI	S	Opponent	Score	RPI	S	Opponent	Score
8	A	Iowa	67 85	45	H	Duquesne	57 71	65	H	Youngstown St.	65 73	103	A	Cornell	59 70
								85	A	Illinois	48 66	124	A	Marshall	46 62
								91	A	Hofstra	51 71	132	A	Bryant	66 69
												132	H	Bryant	87 84
												152	A	Central Conn. St.	46 63
												152	H	Central Conn. St.	60 48
												176	H	La Salle	61 75
												192	A	Xavier	65 70
												198	H	Sacred Heart	76 65
												272	A	UMBC	84 60
												295	A	St. Francis Brooklyn	69 64
												295	H	St. Francis Brooklyn	67 64
												310	A	Mt. St. Mary's	68 44
												310	H	Mt. St. Mary's	66 44
												311	A	LIU Brooklyn	77 58
												311	H	LIU Brooklyn	67 46
												317	A	Fairleigh Dickinson	69 68
												317	H	Fairleigh Dickinson	71 58
												322	A	Saint Francis (PA)	68 71
												330	A	Wagner	86 47
												338	A	Coppin St.	75 58
LAST 12 Division I GAMES:															
132	A	Bryant	66 69	132	H	Bryant	87 84								
311	H	LIU Brooklyn	67 46	310	A	Mt. St. Mary's	68 44								
152	H	Central Conn. St.	60 48	295	A	St. Francis Brooklyn	69 64								
311	A	LIU Brooklyn	77 58	198	H	Sacred Heart	76 65								
317	A	Fairleigh Dickinson	69 68	295	H	St. Francis Brooklyn	67 64								
317	H	Fairleigh Dickinson	71 58	330	A	Wagner	86 47								

Non-Div I Games:

Robert Morris

■ Loss, 
 ■ Non-Conf, 
 ■ S Site, 
 ■ H Home 
 ■ A Away 
 N Neutral

Rgers

## Rutgers

S  
I  
U  
ES  
I  
U  
E

SIUE

Page 240



SMU				STRENGTH OF SCHEDULE	OPP. STRENGTH OF SCHEDULE	TEAM RPI	ADJ. RPI	CONF. RPI	ADJ CONF. RPI
Average RPI Win:	262	WON-LOST RECORD	WINNING PCT. RANK						
Average RPI Loss:	96		LAST 10 GAMES						
DIV. I ONLY	6- 20	302	2- 8	55	93	239	239	7	7
DIV. I NON-CONF.	4- 7	220	0- 0	132	157	243	243	7	7
-----									
TOTALS	RPI 1-25	RPI 26-50	W-L RECORDS	RPI 51-100	RPI 101-150	RPI 150+			
6- 20	0- 6	0- 2	OVERALL	0- 4	1- 2	5- 6			
4- 10	0- 3	0- 1	HOME	0- 2	1- 1	3- 3			
2- 8	0- 3	0- 1	AWAY	0- 2	0- 1	2- 1			
0- 2	0- 0	0- 0	NEUTRAL	0- 0	0- 0	0- 2			
4- 7	0- 2	0- 0	NON-CONFERENCE	0- 2	1- 0	3- 3			
4- 3	0- 1	0- 0	HOME	0- 1	1- 0	3- 1			
0- 2	0- 1	0- 0	AWAY	0- 1	0- 0	0- 0			
0- 2	0- 0	0- 0	NEUTRAL	0- 0	0- 0	0- 2			
2- 13	0- 4	0- 2	CONFERENCE	0- 2	0- 2	2- 3			
0- 7	0- 2	0- 1	HOME	0- 1	0- 1	0- 2			
2- 6	0- 2	0- 1	AWAY	0- 1	0- 1	2- 1			
0- 0	0- 0	0- 0	NEUTRAL	0- 0	0- 0	0- 0			

RPI 1-25				RPI 26-50				RPI 51-100				RPI 101+ Team's RPI: 239			
RPI	S	Opponent	Score	RPI	S	Opponent	Score	RPI	S	Opponent	Score	RPI	S	Opponent	Score
5	A	UConn	45 96	47	A	Tulane	58 60	62	A	East Carolina	53 67	136	A	Tulsa	58 74
5	H	UConn	28 87	47	H	Tulane	60 84	62	H	East Carolina	49 67	136	H	Tulsa	59 72
10	A	Arizona St.	42 77					69	A	TCU	63 73	137	H	Eastern Wash.	69 53
19	H	Texas A&M	62 70					82	H	Southern California	57 64	151	A	Temple	64 77
24	A	South Fla.	59 82									153	N	Indiana St.	55 64
24	H	South Fla.	51 72									164	N	Auburn	43 56
												182	H	Northern Colo.	44 57
												246	H	UTEP	63 59
												263	A	UCF	70 60
												263	H	UCF	57 61
												273	A	Houston	68 51
												273	H	Houston	45 63
												321	H	North Texas	62 55
												334	H	Florida A&M	77 46
LAST 12 Division I GAMES:															
273	A	Houston	68 51	136	A	Tulsa	58 74								
62	A	East Carolina	53 67	263	H	UCF	57 61								
136	H	Tulsa	59 72	62	H	East Carolina	49 67								
24	H	South Fla.	51 72	47	A	Tulane	58 60								
263	A	UCF	70 60	24	A	South Fla.	59 82								
47	H	Tulane	60 84	5	H	UConn	28 87								

Non-Div I Games:

SMU

■ Loss, 
 ■ Non-Conf, 
 ■ S Site, 
 ■ H Home 
 ■ A Away 
 N Neutral

Average RPI Win:	203	WON-LOST	WINNING	LAST 10	STRENGTH OF	OPP. STRENGTH	TEAM	ADJ.	CONF.	ADJ CONF.
Average RPI Loss:	131	RECORD	PCT. RANK	GAMES	SCHEDULE	OF SCHEDULE	RPI	RPI	RPI	RPI
DIV. I ONLY	12- 14	199	6- 4	97	181	128	128	21	21	
DIV. I NON-CONF.	2- 9	297	0- 0	87	48	242	242	21	21	
TOTALS	RPI 1-25	RPI 26-50	W-L RECORDS	RPI 51-100	RPI 101-150	RPI 150+				
12- 14	0- 1	0- 2	OVERALL	0- 2	4- 4	8- 5				
7- 2	0- 0	0- 0	HOME	0- 0	2- 2	5- 0				
5- 12	0- 1	0- 2	AWAY	0- 2	2- 2	3- 5				
0- 0	0- 0	0- 0	NEUTRAL	0- 0	0- 0	0- 0				
2- 9	0- 1	0- 2	NON-CONFERENCE	0- 2	1- 2	1- 2				
2- 1	0- 0	0- 0	HOME	0- 0	1- 1	1- 0				
0- 8	0- 1	0- 2	AWAY	0- 2	0- 1	0- 2				
0- 0	0- 0	0- 0	NEUTRAL	0- 0	0- 0	0- 0				
10- 5	0- 0	0- 0	CONFERENCE	0- 0	3- 2	7- 3				
5- 1	0- 0	0- 0	HOME	0- 0	1- 1	4- 0				
5- 4	0- 0	0- 0	AWAY	0- 0	2- 1	3- 3				
0- 0	0- 0	0- 0	NEUTRAL	0- 0	0- 0	0- 0				

RPI 1-25				RPI 26-50				RPI 51-100				RPI 101+ Team's RPI: 128			
RPI	S	Opponent	Score	RPI	S	Opponent	Score	RPI	S	Opponent	Score	RPI	S	Opponent	Score
9	A	Oregon St.	61 109	28	A	California	94 107	82	A	Southern California	99 101	101	H	UC Davis	82 90
				46	A	St. Mary's (CA)	91 99	93	A	UCLA	83 92	105	A	Montana	86 94
												107	A	CSUN	66 81
												137	A	Eastern Wash.	73 67
												137	H	Eastern Wash.	79 80
												145	H	New Mexico St.	93 85
												149	A	North Dakota	64 62
												149	H	North Dakota	93 86
												182	A	Northern Colo.	76 78
												182	H	Northern Colo.	76 71
												189	A	Idaho	107 89
												189	H	Idaho	92 84
												196	A	Montana St.	64 91
												222	A	San Diego St.	91 99
												240	A	Southern Utah	69 67
												241	H	Idaho St.	84 53
												249	H	Weber St.	108 65
												254	A	San Jose St.	94 102
												266	H	Utah St.	102 92
												274	A	Northern Ariz.	60 64
												304	A	Portland St.	92 60
LAST 12 Division I GAMES:															
149	A	North Dakota	64 62	196	A	Montana St.	64 91								
182	A	Northern Colo.	76 78	249	H	Weber St.	108 65								
189	H	Idaho	92 84	241	H	Idaho St.	84 53								
137	H	Eastern Wash.	79 80	137	A	Eastern Wash.	73 67								
304	A	Portland St.	92 60	189	A	Idaho	107 89								
105	A	Montana	86 94	182	H	Northern Colo.	76 71								

Non-Div I Games:

Sacramento St.

■ Loss, 
 ■ Non-Conf, 
 ■ S Site, 
 ■ Home 
 ■ A Away 
 N Neutral

## Sacred Heart

Through Games Of Feb. 22, 2015

Average RPI Win:	250	WON-LOST	WINNING	LAST 10	STRENGTH OF	OPP. STRENGTH	TEAM	ADJ.	CONF.	ADJ CONF.
Average RPI Loss:	178	RECORD	PCT. RANK	GAMES	SCHEDULE	OF SCHEDULE	RPI	RPI	RPI	RPI
DIV. I ONLY	12- 11	161	6- 4	257	297	198	198	29	29	
DIV. I NON-CONF.	4- 5	188	0- 0	119	201	145	145	28	28	
TOTALS	RPI 1-25	RPI 26-50	W-L RECORDS	RPI 51-100	RPI 101-150	RPI 150+				
12- 11	0- 0	0- 0	OVERALL	2- 1	1- 2	9- 8				
6- 3	0- 0	0- 0	HOME	0- 0	1- 1	5- 2				
6- 7	0- 0	0- 0	AWAY	2- 0	0- 1	4- 6				
0- 1	0- 0	0- 0	NEUTRAL	0- 1	0- 0	0- 0				
4- 5	0- 0	0- 0	NON-CONFERENCE	2- 1	0- 1	2- 3				
1- 2	0- 0	0- 0	HOME	0- 0	0- 1	1- 1				
3- 2	0- 0	0- 0	AWAY	2- 0	0- 0	1- 2				
0- 1	0- 0	0- 0	NEUTRAL	0- 1	0- 0	0- 0				
8- 6	0- 0	0- 0	CONFERENCE	0- 0	1- 1	7- 5				
5- 1	0- 0	0- 0	HOME	0- 0	1- 0	4- 1				
3- 5	0- 0	0- 0	AWAY	0- 0	0- 1	3- 4				
0- 0	0- 0	0- 0	NEUTRAL	0- 0	0- 0	0- 0				

RPI 1-25			RPI 26-50			RPI 51-100			RPI 101+			Team's RPI: 198
RPI	S	Opponent	Score	RPI	S	Opponent	Score	RPI	S	Opponent	Score	
						71 N Drexel	54 61	110 H Lehigh			77 85	
						81 A Villanova	72 49	132 A Bryant			67 71	
						84 A Maine	59 58	132 H Bryant			70 67	
								152 A Central Conn. St.			58 70	
								152 H Central Conn. St.			49 62	
								163 A Robert Morris			65 76	
								173 A Hartford			63 68	
								175 H Siena			65 75	
								179 A Iona			82 80	
								226 A Brown			56 66	
								295 A St. Francis Brooklyn			53 77	
								295 H St. Francis Brooklyn			71 55	
								302 H Vermont			76 66	
								310 A Mt. St. Mary's			66 60	
								310 H Mt. St. Mary's			71 64	
								311 A LIU Brooklyn			74 77	
								322 A Saint Francis (PA)			101 90	
								322 H Saint Francis (PA)			82 77	
								330 A Wagner			73 59	
								330 H Wagner			73 60	
LAST 12 Division I GAMES:												
152 A		Central Conn. St.	58 70	310 H		Mt. St. Mary's	71 64					
310 A		Mt. St. Mary's	66 60	132 A		Bryant	67 71					
295 A		St. Francis Brooklyn	53 77	163 A		Robert Morris	65 76					
330 H		Wagner	73 60	322 A		Saint Francis (PA)	101 90					
132 H		Bryant	70 67	311 A		LIU Brooklyn	74 77					
330 A		Wagner	73 59	322 H		Saint Francis (PA)	82 77					

Non-Div I Games: Bridgeport 84 41

Sacred Heart

Loss, Non-Conf, S Site, H Home A Away N Neutral

## Saint Francis (PA)

Through Games Of Feb. 22, 2015

Average RPI Win:	254	WON-LOST	WINNING	LAST 10	STRENGTH OF	OPP. STRENGTH	TEAM	ADJ.	CONF.	ADJ CONF.
Average RPI Loss:	194	RECORD	PCT. RANK	GAMES	SCHEDULE	OF SCHEDULE	RPI	RPI	RPI	RPI
DIV. I ONLY	5- 21	315	3- 7	230	288	322	322	29	29	
DIV. I NON-CONF.	1- 10	329	0- 0	79	121	273	273	28	28	
TOTALS	RPI 1-25	RPI 26-50	W-L RECORDS	RPI 51-100	RPI 101-150	RPI 150+				
5- 21	0- 1	0- 3	OVERALL	0- 1	0- 3	5- 13				
3- 10	0- 0	0- 0	HOME	0- 0	0- 2	3- 8				
1- 11	0- 1	0- 3	AWAY	0- 1	0- 1	1- 5				
1- 0	0- 0	0- 0	NEUTRAL	0- 0	0- 0	1- 0				
1- 10	0- 1	0- 3	NON-CONFERENCE	0- 1	0- 1	1- 4				
0- 5	0- 0	0- 0	HOME	0- 0	0- 1	0- 4				
0- 5	0- 1	0- 3	AWAY	0- 1	0- 0	0- 0				
1- 0	0- 0	0- 0	NEUTRAL	0- 0	0- 0	1- 0				
4- 11	0- 0	0- 0	CONFERENCE	0- 0	0- 2	4- 9				
3- 5	0- 0	0- 0	HOME	0- 0	0- 1	3- 4				
1- 6	0- 0	0- 0	AWAY	0- 0	0- 1	1- 5				
0- 0	0- 0	0- 0	NEUTRAL	0- 0	0- 0	0- 0				

RPI 1-25				RPI 26-50				RPI 51-100				RPI 101+ Team's RPI: 322			
RPI	S	Opponent	Score	RPI	S	Opponent	Score	RPI	S	Opponent	Score	RPI	S	Opponent	Score
1	A	Tennessee	44 111	33	A	Pittsburgh	59 97	64	A	West Virginia	46 101	115	H	East Tenn. St.	63 79
				36	A	Ohio St.	97 113					132	A	Bryant	83 87
				45	A	Duquesne	52 92					132	H	Bryant	71 73
												152	H	Central Conn. St.	61 48
												162	H	Buffalo	80 88
												163	H	Robert Morris	71 68
												198	A	Sacred Heart	77 82
												198	H	Sacred Heart	90 101
												229	H	George Mason	77 86
												256	H	Canisius	74 87
												294	H	Bowling Green	62 76
												295	A	St. Francis Brooklyn	55 71
												295	H	St. Francis Brooklyn	55 70
												310	A	Mt. St. Mary's	64 74
												311	A	LIU Brooklyn	79 84
												311	H	LIU Brooklyn	87 75
												315	N	Coastal Caro.	75 72
												317	A	Fairleigh Dickinson	63 78
												317	H	Fairleigh Dickinson	65 78
												330	A	Wagner	87 74
												330	H	Wagner	60 76
LAST 12 Division I GAMES:															
295	A	St. Francis Brooklyn	55 71	317	H	Fairleigh Dickinson	65 78								
152	H	Central Conn. St.	61 48	330	A	Wagner	87 74								
311	H	LIU Brooklyn	87 75	310	A	Mt. St. Mary's	64 74								
317	A	Fairleigh Dickinson	63 78	295	H	St. Francis Brooklyn	55 70								
311	A	LIU Brooklyn	79 84	198	H	Sacred Heart	90 101								
132	H	Bryant	71 73	132	A	Bryant	83 87								

Non-Div I Games:

Saint Francis (PA)

■ Loss, 
 ■ Non-Conf, S Site, 
 ■ Home 
 ■ Away 
 N Neutral

## Saint Joseph's

Through Games Of Feb. 22, 2015

Average RPI Win:	165	WON-LOST	WINNING	LAST 10	STRENGTH OF	OPP. STRENGTH	TEAM	ADJ.	CONF.	ADJ CONF.
Average RPI Loss:	72	RECORD	PCT. RANK	GAMES	SCHEDULE	OF SCHEDULE	RPI	RPI	RPI	RPI
DIV. I ONLY	10- 16	244	5- 5	11	90	112	112	6	6	
DIV. I NON-CONF.	4- 8	234	0- 0	2	124	87	87	6	6	
TOTALS	RPI 1-25	RPI 26-50	W-L RECORDS	RPI 51-100	RPI 101-150	RPI 150+				
10- 16	0- 3	0- 4	OVERALL	2- 5	3- 2	5- 2				
8- 4	0- 0	0- 1	HOME	2- 1	3- 1	3- 1				
1- 12	0- 3	0- 3	AWAY	0- 4	0- 1	1- 1				
1- 0	0- 0	0- 0	NEUTRAL	0- 0	0- 0	1- 0				
4- 8	0- 1	0- 3	NON-CONFERENCE	1- 3	1- 1	2- 0				
3- 2	0- 0	0- 1	HOME	1- 0	1- 1	1- 0				
0- 6	0- 1	0- 2	AWAY	0- 3	0- 0	0- 0				
1- 0	0- 0	0- 0	NEUTRAL	0- 0	0- 0	1- 0				
6- 8	0- 2	0- 1	CONFERENCE	1- 2	2- 1	3- 2				
5- 2	0- 0	0- 0	HOME	1- 1	2- 0	2- 1				
1- 6	0- 2	0- 1	AWAY	0- 1	0- 1	1- 1				
0- 0	0- 0	0- 0	NEUTRAL	0- 0	0- 0	0- 0				

RPI 1-25				RPI 26-50				RPI 51-100				RPI 101+ Team's RPI: 112			
RPI	S	Opponent	Score	RPI	S	Opponent	Score	RPI	S	Opponent	Score	RPI	S	Opponent	Score
3	A	Notre Dame	50 64	31	H	Quinnipiac	67 69	66	A	Penn	51 65	107	H	CSUN	61 54
15	A	Dayton	64 82	41	A	Rutgers	52 76	71	A	Drexel	63 76	110	H	Lehigh	71 73
17	A	George Washington	69 83	43	A	Seton Hall	60 77	77	A	Fordham	47 57	121	A	Rhode Island	61 63
				45	A	Duquesne	54 63	77	H	Fordham	47 48	127	H	VCU	63 46
								81	H	Villanova	58 54	135	H	St. Bonaventure	66 48
								88	A	Liberty	75 76	151	H	Temple	78 74
								96	H	Richmond	61 59	155	A	Saint Louis	51 52
												176	H	La Salle	70 64
												197	H	Massachusetts	47 65
												229	H	George Mason	82 51
												248	A	Davidson	57 52
												295	N	St. Francis Brooklyn	64 42
LAST 12 Division I GAMES:															
				96	H	Richmond	61 59	248	A	Davidson	57 52				
				229	H	George Mason	82 51	155	A	Saint Louis	51 52				
				15	A	Dayton	64 82	135	H	St. Bonaventure	66 48				
				121	A	Rhode Island	61 63	45	A	Duquesne	54 63				
				77	H	Fordham	47 48	77	A	Fordham	47 57				
				176	H	La Salle	70 64	197	H	Massachusetts	47 65				

Non-Div I Games:

Saint Joseph's

■ Loss, 
 ■ Non-Conf, 
 ■ S Site, 
 ■ H Home 
 ■ A Away 
 N Neutral

## Saint Louis

Through Games Of Feb. 22, 2015

Average RPI Win:	186	WON-LOST	WINNING	LAST 10	STRENGTH OF	OPP. STRENGTH	TEAM	ADJ.	CONF.	ADJ CONF.
Average RPI Loss:	139	RECORD	PCT. RANK	GAMES	SCHEDULE	OF SCHEDULE	RPI	RPI	RPI	RPI
DIV. I ONLY	13- 13	173	6- 4	152	128	155	155	6	6	
DIV. I NON-CONF.	6- 6	158	0- 0	207	280	179	179	6	6	
TOTALS	RPI 1-25	RPI 26-50	W-L RECORDS	RPI 51-100	RPI 101-150	RPI 150+				
13- 13	1- 1	0- 2	OVERALL	1- 1	3- 3	8- 6				
6- 5	1- 0	0- 0	HOME	1- 0	2- 2	2- 3				
6- 7	0- 1	0- 2	AWAY	0- 1	1- 1	5- 2				
1- 1	0- 0	0- 0	NEUTRAL	0- 0	0- 0	1- 1				
6- 6	0- 0	0- 1	NON-CONFERENCE	0- 0	2- 1	4- 4				
2- 2	0- 0	0- 0	HOME	0- 0	1- 0	1- 2				
3- 3	0- 0	0- 1	AWAY	0- 0	1- 1	2- 1				
1- 1	0- 0	0- 0	NEUTRAL	0- 0	0- 0	1- 1				
7- 7	1- 1	0- 1	CONFERENCE	1- 1	1- 2	4- 2				
4- 3	1- 0	0- 0	HOME	1- 0	1- 2	1- 1				
3- 4	0- 1	0- 1	AWAY	0- 1	0- 0	3- 1				
0- 0	0- 0	0- 0	NEUTRAL	0- 0	0- 0	0- 0				

RPI 1-25				RPI 26-50				RPI 51-100				RPI 101+ Team's RPI: 155			
RPI	S	Opponent	Score	RPI	S	Opponent	Score	RPI	S	Opponent	Score	RPI	S	Opponent	Score
15	A	Dayton	72 87	45	A	Duquesne	64 77	77	H	Fordham	54 50	109	A	Missouri	55 74
17	H	George Washington	79 61	49	A	Vanderbilt	57 75	96	A	Richmond	72 75	112	H	Saint Joseph's	52 51
												119	H	Ball St.	73 68
												127	H	VCU	54 59
												135	H	St. Bonaventure	55 57
												136	A	Tulsa	63 58
												153	A	Indiana St.	60 63
												153	H	Indiana St.	58 68
												176	A	La Salle	76 47
												177	H	SIUE	74 63
												187	H	Mercer	75 80
												197	A	Massachusetts	75 67
												229	A	George Mason	57 66
												229	H	George Mason	82 59
												248	A	Davidson	77 59
												248	H	Davidson	50 53
												265	N	Austin Peay	81 86
												296	A	Eastern Ill.	63 49
												303	A	Southeast Mo. St.	74 56
												326	N	Utah Valley	68 66
LAST 12 Division I GAMES:															
229	H	George Mason	82 59	112	H	Saint Joseph's	52 51								
135	H	St. Bonaventure	55 57	77	H	Fordham	54 50								
248	A	Davidson	77 59	176	A	La Salle	76 47								
17	H	George Washington	79 61	248	H	Davidson	50 53								
96	A	Richmond	72 75	45	A	Duquesne	64 77								
15	A	Dayton	72 87	127	H	VCU	54 59								

Non-Div I Games: Mo.-St. Louis 68 49

Saint Louis

Loss, Non-Conf, S Site, H Home A Away N Neutral

Average RPI Win: 273		WON-LOST	WINNING	LAST 10	STRENGTH OF	OPP. STRENGTH	TEAM	ADJ.	CONF.	ADJ CONF.
Average RPI Loss: 194		RECORD	PCT. RANK	GAMES	SCHEDULE	OF SCHEDULE	RPI	RPI	RPI	RPI
DIV. I ONLY		3- 24	342	2- 8	254	274	336	336	24	24
DIV. I NON-CONF.		0- 9	339	0- 0	193	319	341	341	23	23
TOTALS	RPI 1-25		RPI 26-50		W-L RECORDS	RPI 51-100	RPI 101-150		RPI 150+	
3- 24	0- 0		0- 3		OVERALL	0- 0	0- 3		3- 18	
2- 11	0- 0		0- 1		HOME	0- 0	0- 2		2- 8	
1- 12	0- 0		0- 0		AWAY	0- 0	0- 0		1- 2	
0- 1	0- 0		0- 0		NEUTRAL	0- 0	0- 0		0- 1	
0- 9	0- 0		0- 1		NON-CONFERENCE	0- 0	0- 2		0- 6	
0- 4	0- 0		0- 0		HOME	0- 0	0- 2		0- 2	
0- 4	0- 0		0- 1		AWAY	0- 0	0- 0		0- 3	
0- 1	0- 0		0- 0		NEUTRAL	0- 0	0- 0		0- 1	
3- 15	0- 0		0- 2		CONFERENCE	0- 0	0- 1		3- 12	
2- 7	0- 0		0- 1		HOME	0- 0	0- 0		2- 6	
1- 8	0- 0		0- 1		AWAY	0- 0	0- 1		1- 6	
0- 0	0- 0		0- 0		NEUTRAL	0- 0	0- 0		0- 0	

[illegible]

Non-Div I Games:

Saint Peter's

Loss, Non-Conf, S Site, H Home A Away N Neutral

Average RPI Win:	255	WON-LOST	WINNING	LAST 10	STRENGTH OF	OPP. STRENGTH	TEAM	ADJ.	CONF.	ADJ CONF.
Average RPI Loss:	191	RECORD	PCT. RANK	GAMES	SCHEDULE	OF SCHEDULE	RPI	RPI	RPI	RPI
DIV. I ONLY	6- 17	292	3- 7	221	317	293	293	27	27	
DIV. I NON-CONF.	1- 8	322	0- 0	72	241	277	277	27	27	
TOTALS	RPI 1-25	RPI 26-50	W-L RECORDS	RPI 51-100	RPI 101-150	RPI 150+				
6- 17	0- 0	0- 0	OVERALL	0- 5	1- 1	5- 11				
4- 6	0- 0	0- 0	HOME	0- 0	1- 0	3- 6				
2- 9	0- 0	0- 0	AWAY	0- 4	0- 1	2- 4				
0- 2	0- 0	0- 0	NEUTRAL	0- 1	0- 0	0- 1				
1- 8	0- 0	0- 0	NON-CONFERENCE	0- 5	0- 1	1- 2				
1- 1	0- 0	0- 0	HOME	0- 0	0- 0	1- 1				
0- 5	0- 0	0- 0	AWAY	0- 4	0- 1	0- 0				
0- 2	0- 0	0- 0	NEUTRAL	0- 1	0- 0	0- 1				
5- 9	0- 0	0- 0	CONFERENCE	0- 0	1- 0	4- 9				
3- 5	0- 0	0- 0	HOME	0- 0	1- 0	2- 5				
2- 4	0- 0	0- 0	AWAY	0- 0	0- 0	2- 4				
0- 0	0- 0	0- 0	NEUTRAL	0- 0	0- 0	0- 0				

RPI S	Opponent	Score	RPI S	Opponent	Score	RPI S	Opponent	Score	RPI S	Opponent	Score	Team's RPI: 293
						54 A	Wichita St.	46 70	129 H	Stephen F. Austin	65 64	
						61 A	South Dakota St.	49 60	150 A	La.-Lafayette	46 65	
						67 A	LSU	45 71	172 H	Lamar	68 87	
						69 A	TCU	55 79	194 H	Texas Southern	61 54	
						82 N	Southern California	67 88	212 H	Northwestern St.	57 66	
									219 H	McNeese St.	74 79	
									220 A	Nicholls St.	64 67	
									231 H	Prairie View	53 70	
									245 A	Abilene Christian	63 58	
									245 H	Abilene Christian	48 63	
									262 A	Central Ark.	63 66	
									264 H	A&M-Corpus Christi	50 63	
									287 A	Houston Baptist	61 66	
									287 H	Houston Baptist	74 67	
									319 A	Southeastern La.	76 78	
									333 A	New Orleans	75 59	
									334 N	Florida A&M	67 69	
									341 H	Incarnate Word	59 55	
LAST 12 Division I GAMES:												
262 A	Central Ark.	63 66	129 H	Stephen F. Austin	65 64							
287 A	Houston Baptist	61 66	245 A	Abilene Christian	63 58							
245 H	Abilene Christian	48 63	219 H	McNeese St.	74 79							
264 H	A&M-Corpus Christi	50 63	220 A	Nicholls St.	64 67							
287 H	Houston Baptist	74 67	333 A	New Orleans	75 59							
172 H	Lamar	68 87	319 A	Southeastern La.	76 78							

Non-Div I Games: Wiley

48 65

Sam Houston St.



Average RPI Win:	262	WON-LOST	WINNING	LAST 10	STRENGTH OF	OPP. STRENGTH	TEAM	ADJ.	CONF.	ADJ CONF.
Average RPI Loss:	114	RECORD	PCT. RANK	GAMES	SCHEDULE	OF SCHEDULE	RPI	RPI	RPI	RPI
DIV. I ONLY	13- 13	173	5- 5	231	169	193	193	20	20	
DIV. I NON-CONF.	6- 8	197	0- 0	229	125	215	215	22	22	
TOTALS	RPI 1-25	RPI 26-50	W-L RECORDS	RPI 51-100	RPI 101-150	RPI 150+				
13- 13	0- 0	0- 3	OVERALL	0- 3	2- 3	11- 4				
9- 2	0- 0	0- 1	HOME	0- 0	2- 0	7- 1				
3- 10	0- 0	0- 2	AWAY	0- 2	0- 3	3- 3				
1- 1	0- 0	0- 0	NEUTRAL	0- 1	0- 0	1- 0				
6- 8	0- 0	0- 1	NON-CONFERENCE	0- 3	1- 1	5- 3				
5- 0	0- 0	0- 0	HOME	0- 0	1- 0	4- 0				
0- 7	0- 0	0- 1	AWAY	0- 2	0- 1	0- 3				
1- 1	0- 0	0- 0	NEUTRAL	0- 1	0- 0	1- 0				
7- 5	0- 0	0- 2	CONFERENCE	0- 0	1- 2	6- 1				
4- 2	0- 0	0- 1	HOME	0- 0	1- 0	3- 1				
3- 3	0- 0	0- 1	AWAY	0- 0	0- 2	3- 0				
0- 0	0- 0	0- 0	NEUTRAL	0- 0	0- 0	0- 0				

RPI 1-25				RPI 26-50				RPI 51-100				RPI 101+				Team's RPI: 193	
RPI	S	Opponent	Score	RPI	S	Opponent	Score	RPI	S	Opponent	Score	RPI	S	Opponent	Score		
				26	A	Chattanooga	32 49	76	A	Kansas St.	41 60	115	A	East Tenn. St.	46 48		
				26	H	Chattanooga	49 56	93	N	UCLA	52 71	118	A	Troy	67 76		
				47	A	Tulane	56 58	95	A	Kansas	44 66	134	H	UT Martin	79 75		
												146	A	Furman	44 64		
												146	H	Furman	76 65		
												158	A	Memphis	48 64		
												164	A	Auburn	41 64		
												187	H	Mercer	59 74		
												201	N	Penn St.	59 56		
												208	H	UAB	70 41		
												233	A	Georgia St.	56 61		
												252	H	North Florida	81 47		
												290	H	Alabama St.	56 43		
												300	A	Wofford	68 43		
												300	H	Wofford	69 50		
												301	A	UNC Greensboro	62 56		
												301	H	UNC Greensboro	88 66		
												313	A	Western Caro.	60 50		
												313	H	Western Caro.	68 52		
												342	H	Alabama A&M	61 50		
LAST 12 Division I GAMES:																	
				26	H	Chattanooga	49 56	115	A	East Tenn. St.	46 48						
				146	A	Furman	44 64	26	A	Chattanooga	32 49						
				300	A	Wofford	68 43	313	H	Western Caro.	68 52						
				301	H	UNC Greensboro	88 66	146	H	Furman	76 65						
				300	H	Wofford	69 50	313	A	Western Caro.	60 50						
				187	H	Mercer	59 74	301	A	UNC Greensboro	62 56						

Non-Div I Games: Aub.-Montgomery 62 36

Samford

■ Loss, 
 ■ Non-Conf, 
 ■ S Site, 
 ■ Home 
 ■ A Away 
 N Neutral

Average RPI Win:	204	WON-LOST	WINNING	LAST 10	STRENGTH OF	OPP. STRENGTH	TEAM	ADJ.	CONF.	ADJ CONF.
Average RPI Loss:	50	RECORD	PCT. RANK	GAMES	SCHEDULE	OF SCHEDULE	RPI	RPI	RPI	RPI
DIV. I ONLY	20- 5	27	7- 3	208	96	59	59	9	9	
DIV. I NON-CONF.	8- 1	25	0- 0	312	168	92	92	8	8	
TOTALS	RPI 1-25	RPI 26-50	W-L RECORDS	RPI 51-100	RPI 101-150	RPI 150+				
20- 5	0- 0	2- 3	OVERALL	1- 2	0- 0	17- 0				
10- 2	0- 0	1- 1	HOME	1- 1	0- 0	8- 0				
10- 3	0- 0	1- 2	AWAY	0- 1	0- 0	9- 0				
0- 0	0- 0	0- 0	NEUTRAL	0- 0	0- 0	0- 0				
8- 1	0- 0	0- 0	NON-CONFERENCE	0- 1	0- 0	8- 0				
4- 1	0- 0	0- 0	HOME	0- 1	0- 0	4- 0				
4- 0	0- 0	0- 0	AWAY	0- 0	0- 0	4- 0				
0- 0	0- 0	0- 0	NEUTRAL	0- 0	0- 0	0- 0				
12- 4	0- 0	2- 3	CONFERENCE	1- 1	0- 0	9- 0				
6- 1	0- 0	1- 1	HOME	1- 0	0- 0	4- 0				
6- 3	0- 0	1- 2	AWAY	0- 1	0- 0	5- 0				
0- 0	0- 0	0- 0	NEUTRAL	0- 0	0- 0	0- 0				

RPI 1-25				RPI 26-50				RPI 51-100				Team's RPI: 59		RPI 101+			
RPI	S	Opponent	Score	RPI	S	Opponent	Score	RPI	S	Opponent	Score			RPI	S	Opponent	Score
				42	A	Gonzaga	49 67	57	H	Fresno St.	88 93			159	H	Dartmouth	78 53
				44	A	Pacific	63 53	60	A	BYU	50 54			189	A	Idaho	58 52
				44	H	Pacific	56 52	60	H	BYU	69 59			196	H	Montana St.	79 64
				46	A	St. Mary's (CA)	66 68							203	A	Pepperdine	68 64
				46	H	St. Mary's (CA)	56 57							203	H	Pepperdine	72 55
														206	A	San Francisco	74 69
														206	H	San Francisco	56 55
														221	H	Cal St. Fullerton	60 54
														222	H	San Diego St.	66 44
														227	A	Santa Clara	64 61
														227	H	Santa Clara	72 59
														249	A	Weber St.	59 50
														271	A	Loyola Marymount	67 59
														271	H	Loyola Marymount	68 49
														275	A	UC Irvine	87 64
														289	A	Portland	87 65
														324	A	Seattle	59 54
LAST 12 Division I GAMES:																	
				60	H	BYU	69 59	227	A	Santa Clara	64 61						
				46	A	St. Mary's (CA)	66 68	60	A	BYU	50 54						
				44	A	Pacific	63 53	44	H	Pacific	56 52						
				203	H	Pepperdine	72 55	46	H	St. Mary's (CA)	56 57						
				271	H	Loyola Marymount	68 49	271	A	Loyola Marymount	67 59						
				206	A	San Francisco	74 69	203	A	Pepperdine	68 64						

Non-Div I Games: Cal St. San Marcos 82 42

San Diego

Loss, Non-Conf, S Site, H Home A Away N Neutral

Average RPI Win:	254	WON-LOST	WINNING	LAST 10	STRENGTH OF	OPP. STRENGTH	TEAM	ADJ.	CONF.	ADJ CONF.
Average RPI Loss:	101	RECORD	PCT. RANK	GAMES	SCHEDULE	OF SCHEDULE	RPI	RPI	RPI	RPI
DIV. I ONLY	10- 16	244	5- 5	111	175	222	222	22	22	
DIV. I NON-CONF.	3- 8	263	0- 0	39	120	202	202	19	19	
TOTALS	RPI 1-25	RPI 26-50	W-L RECORDS	RPI 51-100	RPI 101-150	RPI 150+				
10- 16	0- 1	0- 1	OVERALL	0- 7	2- 5	8- 2				
7- 6	0- 0	0- 1	HOME	0- 3	2- 2	5- 0				
2- 9	0- 1	0- 0	AWAY	0- 3	0- 3	2- 2				
1- 1	0- 0	0- 0	NEUTRAL	0- 1	0- 0	1- 0				
3- 8	0- 1	0- 1	NON-CONFERENCE	0- 3	1- 3	2- 0				
2- 3	0- 0	0- 1	HOME	0- 1	1- 1	1- 0				
0- 4	0- 1	0- 0	AWAY	0- 1	0- 2	0- 0				
1- 1	0- 0	0- 0	NEUTRAL	0- 1	0- 0	1- 0				
7- 8	0- 0	0- 0	CONFERENCE	0- 4	1- 2	6- 2				
5- 3	0- 0	0- 0	HOME	0- 2	1- 1	4- 0				
2- 5	0- 0	0- 0	AWAY	0- 2	0- 1	2- 2				
0- 0	0- 0	0- 0	NEUTRAL	0- 0	0- 0	0- 0				

RPI 1-25				RPI 26-50				RPI 51-100				RPI 101+ Team's RPI: 222			
RPI	S	Opponent	Score	RPI	S	Opponent	Score	RPI	S	Opponent	Score	RPI	S	Opponent	Score
4	A	South Carolina	38 89	29	H	Washington	48 69	55	N	Michigan	50 70	107	H	CSUN	54 65
								57	A	Fresno St.	50 57	128	H	Sacramento St.	99 91
								57	H	Fresno St.	44 56	140	A	UC Riverside	54 64
								59	A	San Diego	44 66	141	A	New Mexico	53 62
								74	A	Colorado St.	42 65	141	H	New Mexico	47 63
								74	H	Colorado St.	36 49	144	H	Boise St.	57 40
								99	H	Long Beach St.	62 74	146	A	Furman	43 60
												213	A	Wyoming	66 74
												213	H	Wyoming	57 54
												217	A	UNLV	47 64
												241	N	Idaho St.	68 53
												254	H	San Jose St.	71 61
												266	A	Utah St.	70 59
												280	H	Nevada	57 49
												332	H	UC Santa Barbara	64 58
												343	A	Air Force	74 65
												343	H	Air Force	70 47
LAST 12 Division I GAMES:															
254	H	San Jose St.	71 61	266	A	Utah St.	70 59	57	A	Fresno St.	50 57				
141	H	New Mexico	47 63	74	H	Colorado St.	36 49	343	H	Air Force	70 47				
74	A	Colorado St.	42 65	217	A	UNLV	47 64	213	H	Wyoming	57 54				
213	A	Wyoming	66 74												
144	H	Boise St.	57 40												
280	H	Nevada	57 49												

Non-Div I Games:

San Diego St.

■ Loss, 
 ■ Non-Conf, 
 ■ S Site, 
 ■ H Home 
 ■ A Away 
 N Neutral

Average RPI Win: 265		WON-LOST	WINNING	LAST 10	STRENGTH OF	OPP. STRENGTH	TEAM	ADJ.	CONF.	ADJ CONF.
Average RPI Loss: 90		RECORD	PCT. RANK	GAMES	SCHEDULE	OF SCHEDULE	RPI	RPI	RPI	RPI
DIV. I ONLY		13- 12	166	5- 5	243	139	206	206	9	9
DIV. I NON-CONF.		7- 2	47	0- 0	310	328	122	122	8	8
TOTALS	RPI 1-25	RPI 26-50		W-L RECORDS	RPI 51-100		RPI 101-150		RPI 150+	
13- 12	0- 0	0- 4		OVERALL	0- 5		1- 1		12- 2	
8- 6	0- 0	0- 3		HOME	0- 2		0- 0		8- 1	
5- 6	0- 0	0- 1		AWAY	0- 3		1- 1		4- 1	
0- 0	0- 0	0- 0		NEUTRAL	0- 0		0- 0		0- 0	
7- 2	0- 0	0- 0		NON-CONFERENCE	0- 1		1- 1		6- 0	
5- 0	0- 0	0- 0		HOME	0- 0		0- 0		5- 0	
2- 2	0- 0	0- 0		AWAY	0- 1		1- 1		1- 0	
0- 0	0- 0	0- 0		NEUTRAL	0- 0		0- 0		0- 0	
6- 10	0- 0	0- 4		CONFERENCE	0- 4		0- 0		6- 2	
3- 6	0- 0	0- 3		HOME	0- 2		0- 0		3- 1	
3- 4	0- 0	0- 1		AWAY	0- 2		0- 0		3- 1	
0- 0	0- 0	0- 0		NEUTRAL	0- 0		0- 0		0- 0	

RPI 1-25				RPI 26-50				RPI 51-100				RPI 101+				Team's RPI: 206	
RPI	S	Opponent	Score	RPI	S	Opponent	Score	RPI	S	Opponent	Score	RPI	S	Opponent	Score		
				42	A	Gonzaga	84 91	59	A	San Diego	55 56	101	A	UC Davis	73 70		
				42	H	Gonzaga	64 75	59	H	San Diego	69 74	140	A	UC Riverside	53 66		
				44	H	Pacific	54 92	60	A	BYU	62 65	203	A	Pepperdine	69 58		
				46	H	St. Mary's (CA)	66 68	60	H	BYU	63 68	203	H	Pepperdine	65 76		
								99	A	Long Beach St.	58 70	227	A	Santa Clara	79 80		
												227	H	Santa Clara	62 45		
												254	H	San Jose St.	77 62		
												271	A	Loyola Marymount	74 65		
												271	H	Loyola Marymount	87 75		
												280	H	Nevada	63 48		
												289	A	Portland	79 44		
												289	H	Portland	85 68		
												291	H	Columbia	70 65		
												321	H	North Texas	60 42		
												324	A	Seattle	67 56		
												326	H	Utah Valley	69 50		
LAST 12 Division I GAMES:																	
				203	H	Pepperdine	65 76	60	H	BYU	63 68						
				271	H	Loyola Marymount	87 75	271	A	Loyola Marymount	74 65						
				227	A	Santa Clara	79 80	203	A	Pepperdine	69 58						
				42	A	Gonzaga	84 91	227	H	Santa Clara	62 45						
				289	A	Portland	79 44	289	H	Portland	85 68						
				59	H	San Diego	69 74	42	H	Gonzaga	64 75						

Non-Div I Games:	Cal St. Monterey Ba85	48	Sonoma St.	83	42
------------------	-----------------------	----	------------	----	----

San Francisco

Loss, Non-Conf, S Site, H Home A Away N Neutral

Average RPI Win:	216	WON-LOST	WINNING	LAST 10	STRENGTH OF	OPP. STRENGTH	TEAM	ADJ.	CONF.	ADJ CONF.
Average RPI Loss:	177	RECORD	PCT. RANK	GAMES	SCHEDULE	OF SCHEDULE	RPI	RPI	RPI	RPI
DIV. I ONLY	10- 14	222	3- 7	313	129	254	254	22	22	
DIV. I NON-CONF.	5- 5	158	0- 0	299	66	183	183	19	19	
TOTALS	RPI 1-25	RPI 26-50	W-L RECORDS	RPI 51-100	RPI 101-150	RPI 150+				
10- 14	0- 0	0- 1	OVERALL	1- 2	3- 3	6- 8				
7- 3	0- 0	0- 0	HOME	1- 0	3- 1	3- 2				
2- 11	0- 0	0- 1	AWAY	0- 2	0- 2	2- 6				
1- 0	0- 0	0- 0	NEUTRAL	0- 0	0- 0	1- 0				
5- 5	0- 0	0- 1	NON-CONFERENCE	0- 0	2- 2	3- 2				
3- 0	0- 0	0- 0	HOME	0- 0	2- 0	1- 0				
1- 5	0- 0	0- 1	AWAY	0- 0	0- 2	1- 2				
1- 0	0- 0	0- 0	NEUTRAL	0- 0	0- 0	1- 0				
5- 9	0- 0	0- 0	CONFERENCE	1- 2	1- 1	3- 6				
4- 3	0- 0	0- 0	HOME	1- 0	1- 1	2- 2				
1- 6	0- 0	0- 0	AWAY	0- 2	0- 0	1- 4				
0- 0	0- 0	0- 0	NEUTRAL	0- 0	0- 0	0- 0				

RPI S	Opponent	Score	RPI S	Opponent	Score	RPI S	Opponent	Score	RPI S	Opponent	Score	Team's RPI: 254
28	A California	87 110	57	A Fresno St.	46 58	101	H UC Davis	89 75	126	A Colorado	89 97	
			57	H Fresno St.	56 51	128	H Sacramento St.	102 94	140	A UC Riverside	80 100	
			74	A Colorado St.	59 77	141	H New Mexico	62 64	144	H Boise St.	88 78	
						206	A San Francisco	62 77	213	A Wyoming	60 96	
						213	H Wyoming	61 71	217	H UNLV	68 72	
						222	A San Diego St.	61 71	222	A San Diego St.	61 71	
						235	A Utah	87 100	266	A Utah St.	80 85	
						266	H Utah St.	62 58	275	A UC Irvine	91 65	
						277	N Cincinnati	79 54	280	A Nevada	80 77	
						291	H Columbia	119 76	343	A Air Force	80 83	
						343	H Air Force	91 64				
LAST 12 Division I GAMES:												
222	A San Diego St.	61 71	343	A Air Force	80 83							
266	A Utah St.	80 85	144	H Boise St.	88 78							
213	H Wyoming	61 71	74	A Colorado St.	59 77							
280	A Nevada	80 77	57	A Fresno St.	46 58							
57	H Fresno St.	56 51	217	H UNLV	68 72							
141	H New Mexico	62 64	343	H Air Force	91 64							

Non-Div I Games: Southern Ore. 110 91

San Jose St.

Santa Clara

Through Games Of Feb. 22, 2015

Average RPI Win:	226	WON-LOST	WINNING	LAST 10	STRENGTH OF	OPP. STRENGTH	TEAM	ADJ.	CONF.	ADJ CONF.
Average RPI Loss:	109	RECORD	PCT. RANK	GAMES	SCHEDULE	OF SCHEDULE	RPI	RPI	RPI	RPI
DIV. I ONLY	9- 15	247	4- 4	201	80	227	227	9	9	
DIV. I NON-CONF.	4- 4	158	1- 0	294	45	175	175	8	8	
TOTALS	RPI 1-25	RPI 26-50	W-L RECORDS	RPI 51-100	RPI 101-150	RPI 150+				
9- 15	0- 1	0- 4	OVERALL	1- 4	1- 2	7- 4				
3- 7	0- 0	0- 3	HOME	0- 2	0- 1	3- 1				
4- 8	0- 1	0- 1	AWAY	0- 2	0- 1	4- 3				
2- 0	0- 0	0- 0	NEUTRAL	1- 0	1- 0	0- 0				
4- 4	0- 1	0- 0	NON-CONFERENCE	1- 0	1- 2	2- 1				
0- 1	0- 0	0- 0	HOME	0- 0	0- 1	0- 0				
2- 3	0- 1	0- 0	AWAY	0- 0	0- 1	2- 1				
2- 0	0- 0	0- 0	NEUTRAL	1- 0	1- 0	0- 0				
5- 11	0- 0	0- 4	CONFERENCE	0- 4	0- 0	5- 3				
3- 6	0- 0	0- 3	HOME	0- 2	0- 0	3- 1				
2- 5	0- 0	0- 1	AWAY	0- 2	0- 0	2- 2				
0- 0	0- 0	0- 0	NEUTRAL	0- 0	0- 0	0- 0				

RPI 1-25				RPI 26-50				RPI 51-100				RPI 101+ Team's RPI: 227			
RPI	S	Opponent	Score	RPI	S	Opponent	Score	RPI	S	Opponent	Score	RPI	S	Opponent	Score
22	A	Stanford	43 82	42	A	Gonzaga	49 76	59	A	San Diego	59 72	101	N	UC Davis	79 76
				42	H	Gonzaga	70 78	59	H	San Diego	61 64	140	A	UC Riverside	69 80
				44	H	Pacific	59 61	60	A	BYU	55 84	143	H	Cal Poly	73 79
				46	H	St. Mary's (CA)	61 62	60	H	BYU	56 58	167	A	Oregon	88 92
								67	N	LSU	69 67	203	A	Pepperdine	65 54
												203	H	Pepperdine	84 66
												206	A	San Francisco	45 62
												206	H	San Francisco	80 79
												271	A	Loyola Marymount	57 82
												271	H	Loyola Marymount	63 75
												289	A	Portland	64 55
												289	H	Portland	83 68
												332	A	UC Santa Barbara	47 33
												343	A	Air Force	85 64
LAST 12 Division I GAMES:															
343	A	Air Force	85 64	60	H	BYU	56 58	59	H	San Diego	61 64				
271	H	Loyola Marymount	63 75	203	A	Pepperdine	65 54	271	A	Loyola Marymount	57 82				
203	H	Pepperdine	84 66	206	A	San Francisco	45 62	206	A	San Francisco	80 79				
206	H	San Francisco	80 79	42	H	Gonzaga	70 78								
289	A	Portland	64 55												
42	A	Gonzaga	49 76												

Non-Div I Games: San Fran. St. 87 41

Santa Clara

Loss, Non-Conf, S Site, H Home A Away N Neutral

Average RPI Win:	255	WON-LOST	WINNING	LAST 10	STRENGTH OF	OPP. STRENGTH	TEAM	ADJ.	CONF.	ADJ CONF.
Average RPI Loss:	149	RECORD	PCT. RANK	GAMES	SCHEDULE	OF SCHEDULE	RPI	RPI	RPI	RPI
DIV. I ONLY	12- 10	151	4- 2	226	282	180	180	31	31	
DIV. I NON-CONF.	3- 7	250	0- 1	52	62	163	163	29	29	
TOTALS	RPI 1-25	RPI 26-50	W-L RECORDS	RPI 51-100	RPI 101-150	RPI 150+				
12- 10	0- 2	0- 1	OVERALL	1- 1	2- 0	9- 6				
6- 3	0- 0	0- 0	HOME	1- 0	1- 0	4- 3				
6- 6	0- 2	0- 1	AWAY	0- 1	1- 0	5- 2				
0- 1	0- 0	0- 0	NEUTRAL	0- 0	0- 0	0- 1				
3- 7	0- 2	0- 1	NON-CONFERENCE	0- 1	2- 0	1- 3				
2- 1	0- 0	0- 0	HOME	0- 0	1- 0	1- 1				
1- 5	0- 2	0- 1	AWAY	0- 1	1- 0	0- 1				
0- 1	0- 0	0- 0	NEUTRAL	0- 0	0- 0	0- 1				
9- 3	0- 0	0- 0	CONFERENCE	1- 0	0- 0	8- 3				
4- 2	0- 0	0- 0	HOME	1- 0	0- 0	3- 2				
5- 1	0- 0	0- 0	AWAY	0- 0	0- 0	5- 1				
0- 0	0- 0	0- 0	NEUTRAL	0- 0	0- 0	0- 0				

RPI 1-25				RPI 26-50				RPI 51-100				RPI 101+ Team's RPI: 180			
RPI	S	Opponent	Score	RPI	S	Opponent	Score	RPI	S	Opponent	Score	RPI	S	Opponent	Score
4	A	South Carolina	49 111	40	A	Arkansas	46 75	77	A	Fordham	53 63	118	A	Troy	83 80
13	A	Florida St.	51 97					98	H	Hampton	61 55	148	H	Florida	68 58
												164	A	Auburn	56 62
												173	N	Hartford	55 59
												202	A	N.C. A&T	59 56
												202	H	N.C. A&T	48 53
												224	H	Jacksonville	41 45
												260	H	Bethune-Cookman	52 59
												267	H	Norfolk St.	56 54
												279	H	South Carolina St.	61 53
												290	H	Alabama St.	71 62
												297	A	Morgan St.	72 58
												328	A	UMES	50 61
												331	A	N.C. Central	82 61
												338	A	Coppin St.	63 56
												344	H	Howard	70 59
												347	A	Delaware St.	76 45
LAST 12 Division I GAMES:															
173	N	Hartford	55 59	267	H	Norfolk St.	56 54								
344	H	Howard	70 59	98	H	Hampton	61 55								
279	H	South Carolina St.	61 53	347	A	Delaware St.	76 45								
338	A	Coppin St.	63 56	328	A	UMES	50 61								
297	A	Morgan St.	72 58	331	A	N.C. Central	82 61								
202	H	N.C. A&T	48 53	202	A	N.C. A&T	59 56								

Non-Div I Games: Columbia (SC) 106 60 Allen 95 47

Savannah St.

Loss, Non-Conf, S Site, H Home A Away N Neutral

Average RPI Win: <b>317</b>	WON-LOST	WINNING	LAST 10	STRENGTH OF	OPP. STRENGTH	TEAM	ADJ.	CONF.	ADJ CONF.
Average RPI Loss: <b>168</b>	RECORD	PCT. RANK	GAMES	SCHEDULE	OF SCHEDULE	RPI	RPI	RPI	RPI
DIV. I ONLY	8- 19	280	4- 6	308	275	324	324	30	30
DIV. I NON-CONF.	3- 12	295	0- 0	236	170	324	324	30	30
TOTALS	RPI 1-25	RPI 26-50	W-L RECORDS	RPI 51-100	RPI 101-150	RPI 150+			
8- 19	0- 0	0- 1	OVERALL	0- 3	0- 5	8- 10			
6- 11	0- 0	0- 1	HOME	0- 1	0- 4	6- 5			
2- 8	0- 0	0- 0	AWAY	0- 2	0- 1	2- 5			
0- 0	0- 0	0- 0	NEUTRAL	0- 0	0- 0	0- 0			
3- 12	0- 0	0- 1	NON-CONFERENCE	0- 3	0- 2	3- 6			
3- 8	0- 0	0- 1	HOME	0- 1	0- 2	3- 4			
0- 4	0- 0	0- 0	AWAY	0- 2	0- 0	0- 2			
0- 0	0- 0	0- 0	NEUTRAL	0- 0	0- 0	0- 0			
5- 7	0- 0	0- 0	CONFERENCE	0- 0	0- 3	5- 4			
3- 3	0- 0	0- 0	HOME	0- 0	0- 2	3- 1			
2- 4	0- 0	0- 0	AWAY	0- 0	0- 1	2- 3			
0- 0	0- 0	0- 0	NEUTRAL	0- 0	0- 0	0- 0			

RPI S	Opponent	Score	RPI S	Opponent	Score	RPI S	Opponent	Score	RPI S	Opponent	Score	Team's RPI: 324
29	H Washington	69 102	59	H San Diego	54 59	105	H Montana	64 70				
			63	A Washington St.	62 82	107	H CSUN	63 86				
			99	A Long Beach St.	73 85	123	H Bakersfield	62 69				
						145	A New Mexico St.	66 76				
						145	H New Mexico St.	69 76				
						167	A Oregon	44 70				
						189	H Idaho	50 65				
						196	A Montana St.	61 74				
						206	H San Francisco	56 67				
						216	A Tex.-Pan American	58 80				
						216	H Tex.-Pan American	60 70				
						221	H Cal St. Fullerton	59 66				
						241	H Idaho St.	55 63				
						271	H Loyola Marymount	62 57				
						276	A Grand Canyon	59 56				
						304	H Portland St.	54 47				
						326	A Utah Valley	42 73				
						326	H Utah Valley	73 58				
						332	H UC Santa Barbara	66 46				
						339	A UMKC	61 62				
						339	H UMKC	60 46				
						345	A Chicago St.	56 49				
						345	H Chicago St.	75 51				
LAST 12 Division I GAMES:												
345	A Chicago St.	56 49	123	H Bakersfield	62 69							
339	A UMKC	61 62	339	H UMKC	60 46							
216	H Tex.-Pan American	60 70	345	H Chicago St.	75 51							
145	H New Mexico St.	69 76	145	A New Mexico St.	66 76							
326	A Utah Valley	42 73	216	A Tex.-Pan American	58 80							
276	A Grand Canyon	59 56	326	H Utah Valley	73 58							

Non-Div I Games:

Seattle

■ Loss, 
 ■ Non-Conf, 
 ■ S Site, 
 ■ H Home 
 ■ A Away 
 N Neutral



Average RPI Win: <b>168</b>	WON-LOST	WINNING	LAST 10	STRENGTH OF	OPP. STRENGTH	TEAM	ADJ.	CONF.	ADJ CONF.
Average RPI Loss: <b>122</b>	RECORD	PCT. RANK	GAMES	SCHEDULE	OF SCHEDULE	RPI	RPI	RPI	RPI
DIV. I ONLY	<b>24- 4</b>	<b>17</b>	<b>8- 2</b>	<b>214</b>	<b>72</b>	<b>43</b>	<b>43</b>	<b>10</b>	<b>10</b>
DIV. I NON-CONF.	<b>11- 1</b>	<b>11</b>	<b>0- 0</b>	<b>245</b>	<b>72</b>	<b>49</b>	<b>49</b>	<b>9</b>	<b>9</b>
TOTALS	RPI 1-25	RPI 26-50	W-L RECORDS	RPI 51-100	RPI 101-150	RPI 150+			
24- 4	0- 0	0- 0	OVERALL	9- 3	3- 0	12- 1			
17- 1	0- 0	0- 0	HOME	5- 1	3- 0	9- 0			
7- 3	0- 0	0- 0	AWAY	4- 2	0- 0	3- 1			
0- 0	0- 0	0- 0	NEUTRAL	0- 0	0- 0	0- 0			
11- 1	0- 0	0- 0	NON-CONFERENCE	3- 1	2- 0	6- 0			
9- 0	0- 0	0- 0	HOME	2- 0	2- 0	5- 0			
2- 1	0- 0	0- 0	AWAY	1- 1	0- 0	1- 0			
0- 0	0- 0	0- 0	NEUTRAL	0- 0	0- 0	0- 0			
13- 3	0- 0	0- 0	CONFERENCE	6- 2	1- 0	6- 1			
8- 1	0- 0	0- 0	HOME	3- 1	1- 0	4- 0			
5- 2	0- 0	0- 0	AWAY	3- 1	0- 0	2- 1			
0- 0	0- 0	0- 0	NEUTRAL	0- 0	0- 0	0- 0			

RPI 1-25			RPI 26-50			Team's RPI: 43			RPI 51-100			RPI 101+		
RPI	S	Opponent	Score	RPI	S	Opponent	Score		RPI	S	Opponent	Score		
									51	A	DePaul	81	80	
									51	H	DePaul	107	87	
									64	A	West Virginia	87	89	
									72	H	Georgia	70	51	
									77	A	Fordham	56	43	
									78	A	Creighton	79	74	
									78	H	Creighton	73	81	
									81	A	Villanova	59	56	
									81	H	Villanova	64	62	
									85	H	Illinois	82	72	
									87	A	St. John's (NY)	50	59	
									87	H	St. John's (NY)	78	73	
												269	H	Rider
												284	A	Georgetown
												284	H	Georgetown
												298	H	NJIT
												336	H	Saint Peter's
LAST 12 Division I GAMES:														

Non-Div I Games:

Seton Hall

Average RPI Win: <b>259</b>	WON-LOST	WINNING	LAST 10	STRENGTH OF	OPP. STRENGTH	TEAM	ADJ.	CONF.	ADJ CONF.
Average RPI Loss: <b>136</b>	RECORD	PCT. RANK	GAMES	SCHEDULE	OF SCHEDULE	RPI	RPI	RPI	RPI
DIV. I ONLY	16- 11	109	6- 4	246	265	175	175	24	24
DIV. I NON-CONF.	7- 2	47	0- 0	226	312	97	97	23	23
TOTALS	RPI 1-25	RPI 26-50	W-L RECORDS	RPI 51-100	RPI 101-150	RPI 150+			
16- 11	0- 0	0- 2	OVERALL	0- 2	0- 2	16- 5			
5- 7	0- 0	0- 1	HOME	0- 1	0- 1	5- 4			
11- 3	0- 0	0- 1	AWAY	0- 0	0- 1	11- 1			
0- 1	0- 0	0- 0	NEUTRAL	0- 1	0- 0	0- 0			
7- 2	0- 0	0- 0	NON-CONFERENCE	0- 2	0- 0	7- 0			
3- 1	0- 0	0- 0	HOME	0- 1	0- 0	3- 0			
4- 0	0- 0	0- 0	AWAY	0- 0	0- 0	4- 0			
0- 1	0- 0	0- 0	NEUTRAL	0- 1	0- 0	0- 0			
9- 9	0- 0	0- 2	CONFERENCE	0- 0	0- 2	9- 5			
2- 6	0- 0	0- 1	HOME	0- 0	0- 1	2- 4			
7- 3	0- 0	0- 1	AWAY	0- 0	0- 1	7- 1			
0- 0	0- 0	0- 0	NEUTRAL	0- 0	0- 0	0- 0			

RPI 1-25			RPI 26-50			RPI 51-100			RPI 101+ Team's RPI: 175		
RPI	S	Opponent	Score	RPI	S	Opponent	Score	RPI	S	Opponent	Score
				31	A	Quinnipiac	65 <b>78</b>	75	N	Akron	74 <b>90</b>
				31	H	Quinnipiac	62 <b>87</b>	83	H	Albany (NY)	57 <b>76</b>
LAST 12 Division I GAMES:											
183	A	Fairfield	54 47	31	H	Quinnipiac	62 <b>87</b>	323	H	Manhattan	59 51
323	A	Manhattan	66 51	269	H	Rider	49 <b>56</b>	323	H	Manhattan	59 51
179	A	Iona	50 <b>57</b>	323	H	Manhattan	59 51	336	A	Saint Peter's	65 40
228	H	Niagara	59 <b>64</b>	251	A	Monmouth	54 52				
251	H	Monmouth	65 58	117	A	Marist	58 <b>65</b>				
269	A	Rider	65 43	179	H	Iona	50 <b>79</b>				

Non-Div I Games:

Siena

Average RPI Win:	248	WON-LOST	WINNING	LAST 10	STRENGTH OF	OPP. STRENGTH	TEAM	ADJ.	CONF.	ADJ CONF.
Average RPI Loss:	162	RECORD	PCT. RANK	GAMES	SCHEDULE	OF SCHEDULE	RPI	RPI	RPI	RPI
DIV. I ONLY	3- 21	336	2- 8	181	232	314	314	14	14	
DIV. I NON-CONF.	1- 6	316	0- 0	178	346	325	325	14	14	
TOTALS	RPI 1-25	RPI 26-50	W-L RECORDS	RPI 51-100	RPI 101-150	RPI 150+				
3- 21	0- 0	0- 2	OVERALL	0- 2	1- 5	2- 12				
2- 9	0- 0	0- 1	HOME	0- 2	1- 1	1- 5				
1- 12	0- 0	0- 1	AWAY	0- 0	0- 4	1- 7				
0- 0	0- 0	0- 0	NEUTRAL	0- 0	0- 0	0- 0				
1- 6	0- 0	0- 0	NON-CONFERENCE	0- 1	0- 1	1- 4				
1- 2	0- 0	0- 0	HOME	0- 1	0- 0	1- 1				
0- 4	0- 0	0- 0	AWAY	0- 0	0- 1	0- 3				
0- 0	0- 0	0- 0	NEUTRAL	0- 0	0- 0	0- 0				
2- 15	0- 0	0- 2	CONFERENCE	0- 1	1- 4	1- 8				
1- 7	0- 0	0- 1	HOME	0- 1	1- 1	0- 4				
1- 8	0- 0	0- 1	AWAY	0- 0	0- 3	1- 4				
0- 0	0- 0	0- 0	NEUTRAL	0- 0	0- 0	0- 0				

RPI S	Opponent	Score	RPI S	Opponent	Score	RPI S	Opponent	Score	RPI S	Opponent	Score	Team's RPI: 314
38	A UALR		37	71		53	H Arkansas St.	50 62	102	A Ole Miss	48 88	
38	H UALR		34	56		97	H Southern Miss.	53 64	118	A Troy	67 78	
									131	A Texas St.	42 63	
									131	H Texas St.	44 46	
									150	A La.-Lafayette	58 65	
									150	H La.-Lafayette	57 47	
									153	H Indiana St.	53 74	
									157	A Appalachian St.	59 70	
									157	H Appalachian St.	63 67	
									165	A Texas-Arlington	49 59	
									165	H Texas-Arlington	46 63	
									207	A La.-Monroe	53 55	
									208	A UAB	43 73	
									220	A Nicholls St.	62 66	
									233	A Georgia St.	54 69	
									233	H Georgia St.	78 84	
									290	H Alabama St.	64 61	
									305	A Ga. Southern	80 63	
									305	H Ga. Southern	53 67	
									335	A Tennessee Tech	66 70	
LAST 12 Division I GAMES:												
305	A Ga. Southern	80 63	207	A La.-Monroe	53 55							
233	A Georgia St.	54 69	150	H La.-Lafayette	57 47							
165	H Texas-Arlington	46 63	157	A Appalachian St.	59 70							
118	A Troy	67 78	38	H UALR	34 56							
233	H Georgia St.	78 84	150	A La.-Lafayette	58 65							
131	H Texas St.	44 46	131	A Texas St.	42 63							

Non-Div I Games: Mobile 71 67 Spring Hill 69 42

South Ala.

■ Loss, 
 ■ Non-Conf, 
 ■ S Site, 
 ■ H Home 
 ■ A Away 
 N Neutral

# South Carolina

Through Games Of Feb. 22, 2015

Average RPI Win:	113	WON-LOST	WINNING	LAST 10	STRENGTH OF	OPP. STRENGTH	TEAM	ADJ.	CONF.	ADJ CONF.
Average RPI Loss:	5	RECORD	PCT. RANK	GAMES	SCHEDULE	OF SCHEDULE	RPI	RPI	RPI	RPI
DIV. I ONLY	25- 1	4	9- 1	41	9	4	4	2	2	
DIV. I NON-CONF.	12- 1	7	0- 1	82	17	9	9	5	5	
TOTALS	RPI 1-25	RPI 26-50	W-L RECORDS	RPI 51-100	RPI 101-150	RPI 150+				
25- 1	4- 1	2- 0	OVERALL	6- 0	5- 0	8- 0				
12- 0	2- 0	1- 0	HOME	2- 0	0- 0	7- 0				
9- 1	1- 1	1- 0	AWAY	3- 0	3- 0	1- 0				
4- 0	1- 0	0- 0	NEUTRAL	1- 0	2- 0	0- 0				
12- 1	2- 1	0- 0	NON-CONFERENCE	3- 0	2- 0	5- 0				
6- 0	0- 0	0- 0	HOME	1- 0	0- 0	5- 0				
2- 1	1- 1	0- 0	AWAY	1- 0	0- 0	0- 0				
4- 0	1- 0	0- 0	NEUTRAL	1- 0	2- 0	0- 0				
13- 0	2- 0	2- 0	CONFERENCE	3- 0	3- 0	3- 0				
6- 0	2- 0	1- 0	HOME	1- 0	0- 0	2- 0				
7- 0	0- 0	1- 0	AWAY	2- 0	3- 0	1- 0				
0- 0	0- 0	0- 0	NEUTRAL	0- 0	0- 0	0- 0				

RPI	S	Opponent	Score	RPI	S	Opponent	Score	RPI	S	Opponent	Score	RPI	S	Opponent	Score
5	A	UConn	62 87	40	A	Arkansas	73 56	67	A	LSU	75 51	102	A	Ole Miss	77 59
11	H	Kentucky	68 60	49	H	Vanderbilt	89 59	67	H	LSU	86 62	109	A	Missouri	60 49
14	A	Duke	51 50					72	A	Georgia	58 35	133	N	Central Mich.	80 45
19	H	Texas A&M	79 61					82	H	Southern California	70 61	138	N	Wisconsin	67 44
25	N	Syracuse	67 63					88	N	Liberty	84 44	148	A	Florida	77 42
								98	A	Hampton	69 49	154	A	Alabama	102 59
												154	H	Alabama	85 54
												164	H	Auburn	77 58
												178	H	Clemson	99 41
												180	H	Savannah St.	111 49
												190	H	Charlotte	82 61
												222	H	San Diego St.	89 38
												331	H	N.C. Central	90 26
LAST 12 Division I GAMES:															
40	A	Arkansas	73 56	154	H	Alabama	85 54								
49	H	Vanderbilt	89 59	19	H	Texas A&M	79 61								
67	H	LSU	86 62	148	A	Florida	77 42								
5	A	UConn	62 87	109	A	Missouri	60 49								
72	A	Georgia	58 35	11	H	Kentucky	68 60								
102	A	Ole Miss	77 59	154	A	Alabama	102 59								

Non-Div I Games:

South Carolina

Loss, Non-Conf, S Site, H Home A Away N Neutral

Average RPI Win:	296	WON-LOST	WINNING	LAST 10	STRENGTH OF	OPP. STRENGTH	TEAM	ADJ.	CONF.	ADJ CONF.
Average RPI Loss:	230	RECORD	PCT. RANK	GAMES	SCHEDULE	OF SCHEDULE	RPI	RPI	RPI	RPI
DIV. I ONLY	12- 10	151	6- 4	347	338	279	279	31	31	
DIV. I NON-CONF.	5- 4	139	0- 1	341	272	263	263	29	29	
TOTALS	RPI 1-25	RPI 26-50	W-L RECORDS	RPI 51-100	RPI 101-150	RPI 150+				
12- 10	0- 0	0- 0	OVERALL	0- 1	0- 1	12- 8				
8- 3	0- 0	0- 0	HOME	0- 1	0- 1	8- 1				
4- 7	0- 0	0- 0	AWAY	0- 0	0- 0	4- 7				
0- 0	0- 0	0- 0	NEUTRAL	0- 0	0- 0	0- 0				
5- 4	0- 0	0- 0	NON-CONFERENCE	0- 0	0- 1	5- 3				
4- 1	0- 0	0- 0	HOME	0- 0	0- 1	4- 0				
1- 3	0- 0	0- 0	AWAY	0- 0	0- 0	1- 3				
0- 0	0- 0	0- 0	NEUTRAL	0- 0	0- 0	0- 0				
7- 6	0- 0	0- 0	CONFERENCE	0- 1	0- 0	7- 5				
4- 2	0- 0	0- 0	HOME	0- 1	0- 0	4- 1				
3- 4	0- 0	0- 0	AWAY	0- 0	0- 0	3- 4				
0- 0	0- 0	0- 0	NEUTRAL	0- 0	0- 0	0- 0				

RPI 1-25				RPI 26-50				RPI 51-100				RPI 101+ Team's RPI: 279					
RPI	S	Opponent	Score	RPI	S	Opponent	Score	RPI	S	Opponent	Score	RPI	S	Opponent	Score		
								98	H	Hampton	53	88	146	H	Furman	46	65
													178	A	Clemson	57	66
													180	A	Savannah St.	53	61
													202	A	N.C. A&T	48	59
													211	H	Jacksonville St.	55	52
													215	H	USC Upstate	60	50
													236	A	Presbyterian	33	46
													260	H	Bethune-Cookman	68	61
													267	H	Norfolk St.	79	75
													270	H	Col. of Charleston	60	51
													297	A	Morgan St.	46	54
													300	A	Wofford	59	53
													301	A	UNC Greensboro	50	70
													328	A	UMES	64	59
													328	H	UMES	69	58
													331	A	N.C. Central	54	56
													334	H	Florida A&M	50	55
													338	A	Coppin St.	68	58
													342	H	Alabama A&M	69	62
													347	A	Delaware St.	65	60
													347	H	Delaware St.	64	62
LAST 12 Division I GAMES:																	
				328	H	UMES	69	58					267	H	Norfolk St.	79	75
				180	A	Savannah St.	53	61					328	A	UMES	64	59
				297	A	Morgan St.	46	54					347	A	Delaware St.	65	60
				338	A	Coppin St.	68	58					202	A	N.C. A&T	48	59
				347	H	Delaware St.	64	62					331	A	N.C. Central	54	56
				98	H	Hampton	53	88					146	H	Furman	46	65

Non-Div I Games: Columbia (SC) 97 55 Allen 103 55

South Carolina St.

■ Loss, 
 ■ Non-Conf, S Site, 
 ■ Home 
 ■ Away 
 N Neutral

# South Dakota

Through Games Of Feb. 22, 2015

Average RPI Win:	230	WON-LOST	WINNING	LAST 10	STRENGTH OF	OPP. STRENGTH	TEAM	ADJ.	CONF.	ADJ CONF.
Average RPI Loss:	102	RECORD	PCT. RANK	GAMES	SCHEDULE	OF SCHEDULE	RPI	RPI	RPI	RPI
DIV. I ONLY	20- 6	35	8- 2	266	152	79	79	25	25	
DIV. I NON-CONF.	9- 3	60	0- 0	220	54	72	72	25	25	
TOTALS	RPI 1-25	RPI 26-50	W-L RECORDS	RPI 51-100	RPI 101-150	RPI 150+				
20- 6	0- 0	0- 2	OVERALL	2- 2	2- 0	16- 2				
11- 0	0- 0	0- 0	HOME	1- 0	2- 0	8- 0				
9- 5	0- 0	0- 1	AWAY	1- 2	0- 0	8- 2				
0- 1	0- 0	0- 1	NEUTRAL	0- 0	0- 0	0- 0				
9- 3	0- 0	0- 2	NON-CONFERENCE	1- 1	2- 0	6- 0				
5- 0	0- 0	0- 0	HOME	0- 0	2- 0	3- 0				
4- 2	0- 0	0- 1	AWAY	1- 1	0- 0	3- 0				
0- 1	0- 0	0- 1	NEUTRAL	0- 0	0- 0	0- 0				
11- 3	0- 0	0- 0	CONFERENCE	1- 1	0- 0	10- 2				
6- 0	0- 0	0- 0	HOME	1- 0	0- 0	5- 0				
5- 3	0- 0	0- 0	AWAY	0- 1	0- 0	5- 2				
0- 0	0- 0	0- 0	NEUTRAL	0- 0	0- 0	0- 0				

RPI S	Opponent	Score	RPI S	Opponent	Score	RPI S	Opponent	Score	RPI S	Opponent	Score
26	N Chattanooga	54 67	61	A South Dakota St.	67 77	111	H UNI	85 77			
29	A Washington	82 96	61	H South Dakota St.	82 78	149	H North Dakota	86 81			
			70	A Drake	83 78	168	A Oral Roberts	65 81			
			95	A Kansas	60 68	168	H Oral Roberts	93 70			
						174	A UTSA	76 69			
						221	H Cal St. Fullerton	86 50			
						232	A Western Ill.	101 87			
						234	A IUPUI	43 68			
						255	H Valparaiso	81 62			
						258	A Marquette	69 65			
						259	A North Dakota St.	83 79			
						259	H North Dakota St.	84 69			
						275	H UC Irvine	96 52			
						292	A Omaha	64 48			
						292	H Omaha	83 69			
						299	A Denver	79 68			
						299	H Denver	82 56			
						304	A Portland St.	86 57			
						309	A IPFW	73 72			
						309	H IPFW	91 80			
LAST 12 Division I GAMES:											
61	A South Dakota St.	67 77	299	H Denver	82 56						
299	A Denver	79 68	234	A IUPUI	43 68						
292	H Omaha	83 69	309	A IPFW	73 72						
259	A North Dakota St.	83 79	61	H South Dakota St.	82 78						
309	H IPFW	91 80	259	H North Dakota St.	84 69						
168	H Oral Roberts	93 70	232	A Western Ill.	101 87						

Non-Div I Games: St. Mary (KS) 115 51

South Dakota

Loss, Non-Conf, S Site, H Home A Away N Neutral

Average RPI Win:	192	WON-LOST	WINNING	LAST 10	STRENGTH OF	OPP. STRENGTH	TEAM	ADJ.	CONF.	ADJ CONF.
Average RPI Loss:	143	RECORD	PCT. RANK	GAMES	SCHEDULE	OF SCHEDULE	RPI	RPI	RPI	RPI
DIV. I ONLY	19- 8	59	7- 1	109	210	61	61	25	25	
DIV. I NON-CONF.	9- 4	84	1- 0	10	113	30	30	25	25	
TOTALS	RPI 1-25	RPI 26-50	W-L RECORDS	RPI 51-100	RPI 101-150	RPI 150+				
19- 8	0- 0	3- 1	OVERALL	2- 3	1- 1	13- 3				
10- 2	0- 0	2- 1	HOME	2- 1	0- 0	6- 0				
8- 6	0- 0	1- 0	AWAY	0- 2	1- 1	6- 3				
1- 0	0- 0	0- 0	NEUTRAL	0- 0	0- 0	1- 0				
9- 4	0- 0	3- 1	NON-CONFERENCE	1- 2	1- 1	4- 0				
4- 2	0- 0	2- 1	HOME	1- 1	0- 0	1- 0				
4- 2	0- 0	1- 0	AWAY	0- 1	1- 1	2- 0				
1- 0	0- 0	0- 0	NEUTRAL	0- 0	0- 0	1- 0				
10- 4	0- 0	0- 0	CONFERENCE	1- 1	0- 0	9- 3				
6- 0	0- 0	0- 0	HOME	1- 0	0- 0	5- 0				
4- 4	0- 0	0- 0	AWAY	0- 1	0- 0	4- 3				
0- 0	0- 0	0- 0	NEUTRAL	0- 0	0- 0	0- 0				

RPI 1-25				RPI 26-50				RPI 51-100				Team's RPI: 61	RPI 101+			
RPI	S	Opponent	Score	RPI	S	Opponent	Score	RPI	S	Opponent	Score		RPI	S	Opponent	Score
				27	H	Green Bay	75 77	51	A	DePaul	62 84		111	A	UNI	74 60
				38	H	UALR	67 42	60	H	BYU	75 65		117	A	Marist	64 82
				40	A	Arkansas	80 75	78	H	Creighton	81 88		168	A	Oral Roberts	66 52
				50	H	Middle Tenn.	65 61	79	A	South Dakota	78 82		168	H	Oral Roberts	71 46
								79	H	South Dakota	77 67		182	A	Northern Colo.	71 48
													217	A	UNLV	65 59
													232	A	Western Ill.	74 61
													234	A	IUPUI	67 68
													253	N	Northern Ill.	55 42
													259	A	North Dakota St.	78 83
													259	H	North Dakota St.	82 52
													292	A	Omaha	60 49
													292	H	Omaha	101 66
													293	H	Sam Houston St.	60 49
													299	A	Denver	72 77
													299	H	Denver	85 44
													309	A	IPFW	65 64
													309	H	IPFW	89 68
LAST 12 Division I GAMES:																
				217	A	UNLV	65 59						259	H	North Dakota St.	82 52
				79	H	South Dakota	77 67						168	H	Oral Roberts	71 46
				292	A	Omaha	60 49						232	A	Western Ill.	74 61
				168	A	Oral Roberts	66 52						79	A	South Dakota	78 82
				299	A	Denver	72 77						292	H	Omaha	101 66
				309	H	IPFW	89 68						234	A	IUPUI	67 68

Non-Div I Games:

South Dakota St.

■ Loss, 
 ■ Non-Conf, S Site, 
 ■ Home 
 ■ Away 
 N Neutral

Average RPI Win:	156	WON-LOST	WINNING	LAST 10	STRENGTH OF	OPP. STRENGTH	TEAM	ADJ.	CONF.	ADJ CONF.
Average RPI Loss:	34	RECORD	PCT. RANK	GAMES	SCHEDULE	OF SCHEDULE	RPI	RPI	RPI	RPI
DIV. I ONLY	22- 5	24	8- 2	58	60	24	24	7	7	
DIV. I NON-CONF.	9- 3	60	0- 0	36	12	29	29	7	7	
TOTALS	RPI 1-25	RPI 26-50	W-L RECORDS	RPI 51-100	RPI 101-150	RPI 150+				
22- 5	1- 3	4- 0	OVERALL	3- 2	1- 0	13- 0				
12- 1	0- 0	2- 0	HOME	1- 1	1- 0	8- 0				
7- 3	0- 2	2- 0	AWAY	0- 1	0- 0	5- 0				
3- 1	1- 1	0- 0	NEUTRAL	2- 0	0- 0	0- 0				
9- 3	1- 2	2- 0	NON-CONFERENCE	2- 1	0- 0	4- 0				
4- 1	0- 0	1- 0	HOME	0- 1	0- 0	3- 0				
2- 1	0- 1	1- 0	AWAY	0- 0	0- 0	1- 0				
3- 1	1- 1	0- 0	NEUTRAL	2- 0	0- 0	0- 0				
13- 2	0- 1	2- 0	CONFERENCE	1- 1	1- 0	9- 0				
8- 0	0- 0	1- 0	HOME	1- 0	1- 0	5- 0				
5- 2	0- 1	1- 0	AWAY	0- 1	0- 0	4- 0				
0- 0	0- 0	0- 0	NEUTRAL	0- 0	0- 0	0- 0				

RPI 1-25				RPI 26-50				RPI 51-100				RPI 101+			
RPI	S	Opponent	Score	RPI	S	Opponent	Score	RPI	S	Opponent	Score	RPI	S	Opponent	Score
5	A	UConn	50 92	26	A	Chattanooga	59 57	62	A	East Carolina	64 65	136	H	Tulsa	79 46
6	A	Maryland	67 85	39	H	Stetson	78 62	62	H	East Carolina	69 62	151	A	Temple	70 58
11	N	Kentucky	57 61	47	A	Tulane	53 40	81	N	Villanova	57 56	151	H	Temple	79 53
20	N	Oklahoma	83 68	47	H	Tulane	64 45	85	N	Illinois	67 61	158	A	Memphis	57 53
								87	H	St. John's (NY)	52 55	158	H	Memphis	72 39
												182	H	Northern Colo.	84 43
												201	A	Penn St.	90 87
												239	A	SMU	72 51
												239	H	SMU	82 59
												263	H	UCF	91 68
												270	H	Col. of Charleston	67 47
												273	A	Houston	71 55
												277	H	Cincinnati	75 36
												327	H	UNC Asheville	97 53
LAST 12 Division I GAMES:															
151	H	Temple	79 53	158	A	Memphis	57 53								
136	H	Tulsa	79 46	47	H	Tulane	64 45								
62	A	East Carolina	64 65	273	A	Houston	71 55								
239	A	SMU	72 51	5	A	UConn	50 92								
277	H	Cincinnati	75 36	239	H	SMU	82 59								
263	H	UCF	91 68	151	A	Temple	70 58								

Non-Div I Games:

South Fla.



Average RPI Win:	307	WON-LOST	WINNING	LAST 10	STRENGTH OF	OPP. STRENGTH	TEAM	ADJ.	CONF.	ADJ CONF.
Average RPI Loss:	196	RECORD	PCT. RANK	GAMES	SCHEDULE	OF SCHEDULE	RPI	RPI	RPI	RPI
DIV. I ONLY	8- 17	273	3- 7	317	320	303	303	26	26	
DIV. I NON-CONF.	5- 6	177	0- 0	297	307	232	232	26	26	
TOTALS	RPI 1-25	RPI 26-50	W-L RECORDS	RPI 51-100	RPI 101-150	RPI 150+				
8- 17	0- 0	0- 0	OVERALL	0- 0	0- 5	8- 12				
4- 6	0- 0	0- 0	HOME	0- 0	0- 1	4- 5				
3- 10	0- 0	0- 0	AWAY	0- 0	0- 4	3- 6				
1- 1	0- 0	0- 0	NEUTRAL	0- 0	0- 0	1- 1				
5- 6	0- 0	0- 0	NON-CONFERENCE	0- 0	0- 3	5- 3				
1- 2	0- 0	0- 0	HOME	0- 0	0- 0	1- 2				
3- 3	0- 0	0- 0	AWAY	0- 0	0- 3	3- 0				
1- 1	0- 0	0- 0	NEUTRAL	0- 0	0- 0	1- 1				
3- 11	0- 0	0- 0	CONFERENCE	0- 0	0- 2	3- 9				
3- 4	0- 0	0- 0	HOME	0- 0	0- 1	3- 3				
0- 7	0- 0	0- 0	AWAY	0- 0	0- 1	0- 6				
0- 0	0- 0	0- 0	NEUTRAL	0- 0	0- 0	0- 0				

RPI 1-25			RPI 26-50			RPI 51-100			RPI 101+			Team's RPI: 303
RPI	S	Opponent	Score	RPI	S	Opponent	Score	RPI	S	Opponent	Score	
								102	A	Ole Miss	57	58
								109	A	Missouri	42	88
								130	A	Southern Ill.	62	78
								134	A	UT Martin	55	96
								134	H	UT Martin	60	78
								155	H	Saint Louis	56	74
								166	A	Belmont	39	62
								177	H	SIUE	48	60
								189	N	Idaho	62	78
								200	A	Tennessee St.	55	62
								211	A	Jacksonville St.	34	70
								230	H	Morehead St.	59	64
								232	H	Western Ill.	62	79
								237	N	Detroit	61	51
								262	A	Central Ark.	48	46
								265	A	Austin Peay	62	70
								268	H	Eastern Ky.	54	57
								296	A	Eastern Ill.	48	49
								296	H	Eastern Ill.	69	65
								312	A	Bradley	70	65
								329	A	Murray St.	81	86
								329	H	Murray St.	88	66
								335	H	Tennessee Tech	68	66
								339	A	UMKC	65	50
								342	H	Alabama A&M	66	38
LAST 12 Division I GAMES:												
296	A	Eastern Ill.	48	49	134	A	UT Martin	55	96			
329	H	Murray St.	88	66	177	H	SIUE	48	60			
134	H	UT Martin	60	78	335	H	Tennessee Tech	68	66			
296	H	Eastern Ill.	69	65	211	A	Jacksonville St.	34	70			
329	A	Murray St.	81	86	268	H	Eastern Ky.	54	57			
265	A	Austin Peay	62	70	230	H	Morehead St.	59	64			

Non-Div I Games: Ill.-Springfield 73 56 William Woods 77 40

Southeast Mo. St.

■ Loss, 
 ■ Non-Conf, 
 ■ S Site, 
 ■ Home 
 ■ A Away 
 N Neutral

Average RPI Win:	275	WON-LOST	WINNING	LAST 10	STRENGTH OF	OPP. STRENGTH	TEAM	ADJ.	CONF.	ADJ CONF.
Average RPI Loss:	184	RECORD	PCT. RANK	GAMES	SCHEDULE	OF SCHEDULE	RPI	RPI	RPI	RPI
DIV. I ONLY	5- 18	310	1- 9	203	319	319	319	27	27	
DIV. I NON-CONF.	2- 7	290	0- 0	55	243	229	229	27	27	
TOTALS	RPI 1-25	RPI 26-50	W-L RECORDS	RPI 51-100	RPI 101-150	RPI 150+				
5- 18	0- 0	0- 2	OVERALL	0- 1	0- 4	5- 11				
5- 6	0- 0	0- 0	HOME	0- 0	0- 1	5- 5				
0- 12	0- 0	0- 2	AWAY	0- 1	0- 3	0- 6				
0- 0	0- 0	0- 0	NEUTRAL	0- 0	0- 0	0- 0				
2- 7	0- 0	0- 2	NON-CONFERENCE	0- 1	0- 3	2- 1				
2- 1	0- 0	0- 0	HOME	0- 0	0- 1	2- 0				
0- 6	0- 0	0- 2	AWAY	0- 1	0- 2	0- 1				
0- 0	0- 0	0- 0	NEUTRAL	0- 0	0- 0	0- 0				
3- 11	0- 0	0- 0	CONFERENCE	0- 0	0- 1	3- 10				
3- 5	0- 0	0- 0	HOME	0- 0	0- 0	3- 5				
0- 6	0- 0	0- 0	AWAY	0- 0	0- 1	0- 5				
0- 0	0- 0	0- 0	NEUTRAL	0- 0	0- 0	0- 0				

RPI S	Opponent	Score	RPI S	Opponent	Score	RPI S	Opponent	Score	RPI S	Opponent	Score	Team's RPI: 319
32	A Mississippi St.	36 97	37	A Minnesota	60 109	67	A LSU	42 75	102	A Ole Miss	71 79	
									118	A Troy	78 80	
									129	A Stephen F. Austin	71 78	
									150	H La.-Lafayette	60 71	
									164	A Auburn	44 72	
									172	A Lamar	60 83	
									212	H Northwestern St.	58 52	
									219	A McNeese St.	62 66	
									219	H McNeese St.	57 78	
									220	A Nicholls St.	80 93	
									245	A Abilene Christian	74 75	
									245	H Abilene Christian	65 83	
									250	H Southern U.	79 76	
									262	H Central Ark.	48 60	
									264	H A&M-Corpus Christi	53 74	
									287	H Houston Baptist	67 59	
									293	H Sam Houston St.	78 76	
									333	H New Orleans	64 76	
									334	H Florida A&M	69 67	
									341	A Incarnate Word	70 82	
LAST 12 Division I GAMES:												
245	H Abilene Christian	65 83	212	H Northwestern St.	58 52							
333	H New Orleans	64 76	219	H McNeese St.	57 78							
220	A Nicholls St.	80 93	264	H A&M-Corpus Christi	53 74							
219	A McNeese St.	62 66	341	A Incarnate Word	70 82							
245	A Abilene Christian	74 75	172	A Lamar	60 83							
262	H Central Ark.	48 60	287	H Houston Baptist	67 59							

Non-Div I Games: William Carey 62 35 Mobile 74 47

Southeastern La.

■ Loss, 
 ■ Non-Conf, S Site, 
 ■ Home 
 ■ Away 
 N Neutral

Average RPI Win:	170	WON-LOST	WINNING	LAST 10	STRENGTH OF	OPP. STRENGTH	TEAM	ADJ.	CONF.	ADJ CONF.
Average RPI Loss:	46	RECORD	PCT. RANK	GAMES	SCHEDULE	OF SCHEDULE	RPI	RPI	RPI	RPI
DIV. I ONLY	15- 12	143	4- 6	56	27	82	82	5	5	
DIV. I NON-CONF.	8- 3	71	0- 0	114	63	55	55	4	4	
TOTALS	RPI 1-25	RPI 26-50	W-L RECORDS	RPI 51-100	RPI 101-150	RPI 150+				
15- 12	0- 6	1- 3	OVERALL	2- 2	4- 0	8- 1				
8- 6	0- 3	0- 2	HOME	1- 1	3- 0	4- 0				
6- 6	0- 3	1- 1	AWAY	1- 1	1- 0	3- 1				
1- 0	0- 0	0- 0	NEUTRAL	0- 0	0- 0	1- 0				
8- 3	0- 1	0- 2	NON-CONFERENCE	2- 0	2- 0	4- 0				
4- 1	0- 0	0- 1	HOME	1- 0	2- 0	1- 0				
3- 2	0- 1	0- 1	AWAY	1- 0	0- 0	2- 0				
1- 0	0- 0	0- 0	NEUTRAL	0- 0	0- 0	1- 0				
7- 9	0- 5	1- 1	CONFERENCE	0- 2	2- 0	4- 1				
4- 5	0- 3	0- 1	HOME	0- 1	1- 0	3- 0				
3- 4	0- 2	1- 0	AWAY	0- 1	1- 0	1- 1				
0- 0	0- 0	0- 0	NEUTRAL	0- 0	0- 0	0- 0				

RPI 1-25				RPI 26-50				RPI 51-100 Team's RPI: 82				RPI 101+			
RPI	S	Opponent	Score	RPI	S	Opponent	Score	RPI	S	Opponent	Score	RPI	S	Opponent	Score
4	A	South Carolina	61 70	28	A	California	65 54	57	H	Fresno St.	68 50	107	H	CSUN	85 74
9	A	Oregon St.	35 68	28	H	California	53 67	93	A	UCLA	60 71	126	A	Colorado	81 61
9	H	Oregon St.	66 76	46	A	St. Mary's (CA)	58 64	93	H	UCLA	52 59	126	H	Colorado	66 51
10	H	Arizona St.	73 76	48	H	Oklahoma St.	62 66	99	A	Long Beach St.	90 85	128	H	Sacramento St.	101 99
22	A	Stanford	60 79									167	A	Oregon	57 63
22	H	Stanford	60 71									167	H	Oregon	70 54
												186	H	Arizona	77 51
												235	A	Utah	46 43
												235	H	Utah	73 54
												239	A	SMU	64 57
												248	A	Davidson	99 64
												271	H	Loyola Marymount	96 54
												293	N	Sam Houston St.	88 67
LAST 12 Division I GAMES:															
10	H	Arizona St.	73 76	167	A	Oregon	57 63								
186	H	Arizona	77 51	9	A	Oregon St.	35 68								
28	A	California	65 54	22	H	Stanford	60 71								
22	A	Stanford	60 79	28	H	California	53 67								
126	H	Colorado	66 51	93	A	UCLA	60 71								
235	H	Utah	73 54	235	A	Utah	46 43								

Non-Div I Games:

Southern California

■ Loss, 
 ■ Non-Conf, 
 ■ S Site, 
 ■ Home 
 ■ A Away 
 N Neutral

Average RPI Win: <b>218</b>	WON-LOST	WINNING	LAST 10	STRENGTH OF	OPP. STRENGTH	TEAM	ADJ.	CONF.	ADJ CONF.
Average RPI Loss: <b>107</b>	RECORD	PCT. RANK	GAMES	SCHEDULE	OF SCHEDULE	RPI	RPI	RPI	RPI
DIV. I ONLY	15- 11	121	6- 4	128	219	130	130	19	19
DIV. I NON-CONF.	7- 4	107	0- 0	139	248	101	101	16	16
TOTALS	RPI 1-25	RPI 26-50	W-L RECORDS	RPI 51-100	RPI 101-150	RPI 150+			
15- 11	0- 1	0- 0	OVERALL	1- 5	2- 2	12- 3			
9- 4	0- 0	0- 0	HOME	1- 2	1- 0	7- 2			
6- 5	0- 0	0- 0	AWAY	0- 3	1- 1	5- 1			
0- 2	0- 1	0- 0	NEUTRAL	0- 0	0- 1	0- 0			
7- 4	0- 1	0- 0	NON-CONFERENCE	0- 2	1- 1	6- 0			
4- 1	0- 0	0- 0	HOME	0- 1	0- 0	4- 0			
3- 1	0- 0	0- 0	AWAY	0- 1	1- 0	2- 0			
0- 2	0- 1	0- 0	NEUTRAL	0- 0	0- 1	0- 0			
8- 7	0- 0	0- 0	CONFERENCE	1- 3	1- 1	6- 3			
5- 3	0- 0	0- 0	HOME	1- 1	1- 0	3- 2			
3- 4	0- 0	0- 0	AWAY	0- 2	0- 1	3- 1			
0- 0	0- 0	0- 0	NEUTRAL	0- 0	0- 0	0- 0			

RPI 1-25				RPI 26-50				RPI 51-100				RPI 101+ Team's RPI: 130			
RPI	S	Opponent	Score	RPI	S	Opponent	Score	RPI	S	Opponent	Score	RPI	S	Opponent	Score
9	N	Oregon St.	55 71					54	A	Wichita St.	61 80	111	A	UNI	70 79
								54	H	Wichita St.	61 69	111	H	UNI	79 75
								70	A	Drake	66 81	114	N	Toledo	48 64
								70	H	Drake	81 76	134	A	UT Martin	87 78
								85	H	Illinois	42 86	153	A	Indiana St.	76 58
								92	A	Wright St.	50 70	153	H	Indiana St.	65 53
												158	H	Memphis	82 75
												171	A	Missouri St.	57 61
												171	H	Missouri St.	57 73
												187	H	Mercer	67 52
												230	A	Morehead St.	75 66
												244	A	Evansville	62 53
												244	H	Evansville	58 63
												265	A	Austin Peay	75 65
												303	H	Southeast Mo. St.	78 62
												308	H	Loyola Chicago	64 58
												312	H	Bradley	76 59
												318	A	Illinois St.	65 56
												329	H	Murray St.	78 63
LAST 12 Division I GAMES:															
				54	H	Wichita St.	61 69					312	H	Bradley	76 59
				171	H	Missouri St.	57 73					308	H	Loyola Chicago	64 58
				153	A	Indiana St.	76 58					54	A	Wichita St.	61 80
				244	A	Evansville	62 53					171	A	Missouri St.	57 61
				111	H	UNI	79 75					244	H	Evansville	58 63
				70	H	Drake	81 76					153	H	Indiana St.	65 53

Non-Div I Games:

Southern Ill.

Average RPI Win: <b>212</b>	WON-LOST	WINNING	LAST 10	STRENGTH OF	OPP. STRENGTH	TEAM	ADJ.	CONF.	ADJ CONF.
Average RPI Loss: <b>142</b>	RECORD	PCT. RANK	GAMES	SCHEDULE	OF SCHEDULE	RPI	RPI	RPI	RPI
DIV. I ONLY	17- 8	75	8- 2	177	221	97	97	17	17
DIV. I NON-CONF.	6- 4	132	0- 0	238	294	157	157	18	18
TOTALS	RPI 1-25	RPI 26-50	W-L RECORDS	RPI 51-100	RPI 101-150	RPI 150+			
17- 8	0- 1	3- 1	OVERALL	0- 0	2- 2	12- 4			
10- 3	0- 0	1- 1	HOME	0- 0	1- 0	8- 2			
7- 5	0- 1	2- 0	AWAY	0- 0	1- 2	4- 2			
0- 0	0- 0	0- 0	NEUTRAL	0- 0	0- 0	0- 0			
6- 4	0- 1	0- 1	NON-CONFERENCE	0- 0	0- 1	6- 1			
4- 1	0- 0	0- 1	HOME	0- 0	0- 0	4- 0			
2- 3	0- 1	0- 0	AWAY	0- 0	0- 1	2- 1			
0- 0	0- 0	0- 0	NEUTRAL	0- 0	0- 0	0- 0			
11- 4	0- 0	3- 0	CONFERENCE	0- 0	2- 1	6- 3			
6- 2	0- 0	1- 0	HOME	0- 0	1- 0	4- 2			
5- 2	0- 0	2- 0	AWAY	0- 0	1- 1	2- 1			
0- 0	0- 0	0- 0	NEUTRAL	0- 0	0- 0	0- 0			

RPI 1-25				RPI 26-50				RPI 51-100				Team's RPI: 97				RPI 101+			
RPI	S	Opponent	Score	RPI	S	Opponent	Score	RPI	S	Opponent	Score	RPI	S	Opponent	Score	RPI	S	Opponent	Score
16	A	FGCU	62 78	30	A	Western Ky.	63 61					102	A	Ole Miss	66 68				
				32	H	Mississippi St.	46 73					124	A	Marshall	65 67				
				50	A	Middle Tenn.	77 75					125	A	Louisiana Tech	79 77				
				50	H	Middle Tenn.	70 65					142	H	Old Dominion	70 53				
												174	H	UTSA	69 60				
												190	H	Charlotte	72 83				
												202	H	N.C. A&T	72 48				
												208	A	UAB	49 62				
												208	H	UAB	44 39				
												219	A	McNeese St.	55 57				
												220	A	Nicholls St.	89 57				
												223	A	Fla. Atlantic	67 65				
												246	H	UTEP	59 71				
												261	H	Rice	65 54				
												265	H	Austin Peay	80 71				
												314	A	South Ala.	64 53				
												321	H	North Texas	67 55				
												335	H	Tennessee Tech	80 58				
												337	A	FIU	78 65				
												349	H	Mississippi Val.	69 51				
LAST 12 Division I GAMES:																			
190	H	Charlotte	72 83	30	A	Western Ky.	63 61												
142	H	Old Dominion	70 53	124	A	Marshall	65 67												
223	A	Fla. Atlantic	67 65	321	H	North Texas	67 55												
337	A	FIU	78 65	261	H	Rice	65 54												
208	H	UAB	44 39	208	A	UAB	49 62												
50	H	Middle Tenn.	70 65	50	A	Middle Tenn.	77 75												

Non-Div I Games: William Carey 98 45

Southern Miss.

■ Loss, 
 ■ Non-Conf, S Site, 
 ■ Home 
 ■ Away 
 N Neutral

Average RPI Win:	317	WON-LOST	WINNING	LAST 10	STRENGTH OF	OPP. STRENGTH	TEAM	ADJ.	CONF.	ADJ CONF.
Average RPI Loss:	170	RECORD	PCT. RANK	GAMES	SCHEDULE	OF SCHEDULE	RPI	RPI	RPI	RPI
DIV. I ONLY	13- 10	133	5- 1	349	307	250	250	33	33	
DIV. I NON-CONF.	1- 8	322	0- 1	304	46	338	338	31	31	
TOTALS	RPI 1-25	RPI 26-50	W-L RECORDS	RPI 51-100	RPI 101-150	RPI 150+				
13- 10	0- 1	0- 1	OVERALL	0- 1	0- 2	13- 5				
7- 1	0- 0	0- 0	HOME	0- 0	0- 0	7- 1				
6- 8	0- 1	0- 1	AWAY	0- 1	0- 2	6- 3				
0- 1	0- 0	0- 0	NEUTRAL	0- 0	0- 0	0- 1				
1- 8	0- 1	0- 1	NON-CONFERENCE	0- 1	0- 2	1- 3				
1- 0	0- 0	0- 0	HOME	0- 0	0- 0	1- 0				
0- 7	0- 1	0- 1	AWAY	0- 1	0- 2	0- 2				
0- 1	0- 0	0- 0	NEUTRAL	0- 0	0- 0	0- 1				
12- 2	0- 0	0- 0	CONFERENCE	0- 0	0- 0	12- 2				
6- 1	0- 0	0- 0	HOME	0- 0	0- 0	6- 1				
6- 1	0- 0	0- 0	AWAY	0- 0	0- 0	6- 1				
0- 0	0- 0	0- 0	NEUTRAL	0- 0	0- 0	0- 0				

RPI 1-25				RPI 26-50				RPI 51-100				RPI 101+ Team's RPI: 250			
RPI	S	Opponent	Score	RPI	S	Opponent	Score	RPI	S	Opponent	Score	RPI	S	Opponent	Score
21	A	Texas	42 80	37	A	Minnesota	62 107	85	A	Illinois	42 62	102	A	Ole Miss	68 91
												148	A	Florida	49 78
												186	A	Arizona	45 56
												194	H	Texas Southern	48 62
												231	H	Prairie View	67 51
												285	A	Jackson St.	77 61
												285	H	Jackson St.	82 60
												290	A	Alabama St.	53 49
												305	N	Ga. Southern	52 68
												306	A	Grambling	56 57
												306	H	Grambling	80 52
												319	A	Southeastern La.	76 79
												325	A	Alcorn	59 51
												334	H	Florida A&M	80 69
												340	A	Ark.-Pine Bluff	72 47
												340	H	Ark.-Pine Bluff	69 42
												342	A	Alabama A&M	77 55
												342	H	Alabama A&M	84 53
												349	A	Mississippi Val.	59 50
												349	H	Mississippi Val.	70 51
LAST 12 Division I GAMES:															
305	N	Ga. Southern	52 68	325	A	Alcorn	59 51	290	A	Alabama St.	53 49				
340	A	Ark.-Pine Bluff	72 47	342	A	Alabama A&M	77 55	349	H	Mississippi Val.	70 51				
342	H	Alabama A&M	84 53	340	H	Ark.-Pine Bluff	69 42	285	A	Jackson St.	77 61				
349	A	Mississippi Val.	59 50												
285	H	Jackson St.	82 60												
306	H	Grambling	80 52												

Non-Div I Games: Mobile 85 50

Southern U.

■ Loss, 
 ■ Non-Conf, 
 ■ S Site, 
 ■ Home 
 ■ A Away 
 N Neutral

## Southern Utah

Through Games Of Feb. 22, 2015

Average RPI Win:	261	WON-LOST	WINNING	LAST 10	STRENGTH OF	OPP. STRENGTH	TEAM	ADJ.	CONF.	ADJ CONF.
Average RPI Loss:	163	RECORD	PCT. RANK	GAMES	SCHEDULE	OF SCHEDULE	RPI	RPI	RPI	RPI
DIV. I ONLY	10- 12	207	2- 8	247	270	240	240	21	21	
DIV. I NON-CONF.	5- 3	122	0- 0	199	301	146	146	21	21	
TOTALS	RPI 1-25	RPI 26-50	W-L RECORDS	RPI 51-100	RPI 101-150	RPI 150+				
10- 12	0- 0	0- 1	OVERALL	0- 0	1- 6	9- 5				
7- 4	0- 0	0- 0	HOME	0- 0	1- 3	6- 1				
3- 7	0- 0	0- 1	AWAY	0- 0	0- 2	3- 4				
0- 1	0- 0	0- 0	NEUTRAL	0- 0	0- 1	0- 0				
5- 3	0- 0	0- 1	NON-CONFERENCE	0- 0	1- 2	4- 0				
3- 1	0- 0	0- 0	HOME	0- 0	1- 1	2- 0				
2- 1	0- 0	0- 1	AWAY	0- 0	0- 0	2- 0				
0- 1	0- 0	0- 0	NEUTRAL	0- 0	0- 1	0- 0				
5- 9	0- 0	0- 0	CONFERENCE	0- 0	0- 4	5- 5				
4- 3	0- 0	0- 0	HOME	0- 0	0- 2	4- 1				
1- 6	0- 0	0- 0	AWAY	0- 0	0- 2	1- 4				
0- 0	0- 0	0- 0	NEUTRAL	0- 0	0- 0	0- 0				

RPI 1-25			RPI 26-50			RPI 51-100			RPI 101+			Team's RPI: 240
RPI	S	Opponent	Score	RPI	S	Opponent	Score	RPI	S	Opponent	Score	
				42	A	Gonzaga	51 70					
										101 N	UC Davis	53 76
										105 H	Montana	37 59
										128 H	Sacramento St.	67 69
										137 A	Eastern Wash.	67 88
										144 H	Boise St.	66 64
										145 H	New Mexico St.	64 81
										149 A	North Dakota	52 67
										182 A	Northern Colo.	58 87
										189 A	Idaho	49 76
										196 H	Montana St.	74 69
										217 H	UNLV	93 84
										241 A	Idaho St.	68 61
										241 H	Idaho St.	76 75
										249 A	Weber St.	39 60
										249 H	Weber St.	48 50
										274 A	Northern Ariz.	64 73
										274 H	Northern Ariz.	63 53
										304 H	Portland St.	86 74
										326 A	Utah Valley	76 72
										326 H	Utah Valley	66 61
										343 A	Air Force	73 57
LAST 12 Division I GAMES:												
				189 A	Idaho	49 76				274 A	Northern Ariz.	64 73
				137 A	Eastern Wash.	67 88				105 H	Montana	37 59
				241 H	Idaho St.	76 75				196 H	Montana St.	74 69
				249 H	Weber St.	48 50				249 A	Weber St.	39 60
				182 A	Northern Colo.	58 87				241 A	Idaho St.	68 61
				149 A	North Dakota	52 67				274 H	Northern Ariz.	63 53

Non-Div I Games: N.M. Highlands 82 64 Westminster (UT) 74 72

Southern Utah

Loss, Non-Conf, S Site, H Home A Away N Neutral

## St. Bonaventure

Through Games Of Feb. 22, 2015

Average RPI Win:	222	WON-LOST	WINNING	LAST 10	STRENGTH OF	OPP. STRENGTH	TEAM	ADJ.	CONF.	ADJ CONF.
Average RPI Loss:	91	RECORD	PCT. RANK	GAMES	SCHEDULE	OF SCHEDULE	RPI	RPI	RPI	RPI
DIV. I ONLY	15- 12	143	4- 6	207	81	135	135	6	6	
DIV. I NON-CONF.	10- 3	52	0- 0	323	140	95	95	6	6	
TOTALS	RPI 1-25	RPI 26-50	W-L RECORDS	RPI 51-100	RPI 101-150	RPI 150+				
15- 12	0- 3	0- 1	OVERALL	1- 3	1- 3	13- 2				
7- 4	0- 1	0- 1	HOME	0- 1	1- 1	6- 0				
7- 8	0- 2	0- 0	AWAY	0- 2	0- 2	7- 2				
1- 0	0- 0	0- 0	NEUTRAL	1- 0	0- 0	0- 0				
10- 3	0- 1	0- 0	NON-CONFERENCE	1- 0	0- 1	9- 1				
4- 0	0- 0	0- 0	HOME	0- 0	0- 0	4- 0				
5- 3	0- 1	0- 0	AWAY	0- 0	0- 1	5- 1				
1- 0	0- 0	0- 0	NEUTRAL	1- 0	0- 0	0- 0				
5- 9	0- 2	0- 1	CONFERENCE	0- 3	1- 2	4- 1				
3- 4	0- 1	0- 1	HOME	0- 1	1- 1	2- 0				
2- 5	0- 1	0- 0	AWAY	0- 2	0- 1	2- 1				
0- 0	0- 0	0- 0	NEUTRAL	0- 0	0- 0	0- 0				

RPI 1-25				RPI 26-50				RPI 51-100				RPI 101+ Team's RPI: 135			
RPI	S	Opponent	Score	RPI	S	Opponent	Score	RPI	S	Opponent	Score	RPI	S	Opponent	Score
15	H	Dayton	70 86	45	H	Duquesne	63 76	71	N	Drexel	43 32	112	A	Saint Joseph's	48 66
17	A	George Washington	48 70					77	A	Fordham	51 54	114	A	Toledo	58 64
23	A	James Madison	43 76					77	H	Fordham	62 72	121	H	Rhode Island	73 59
								96	A	Richmond	61 67	127	H	VCU	51 61
												155	A	Saint Louis	57 55
												162	A	Buffalo	44 51
												197	A	Massachusetts	77 57
												197	H	Massachusetts	65 53
												201	A	Penn St.	56 54
												226	A	Brown	58 56
												228	A	Niagara	72 60
												229	A	George Mason	55 68
												237	A	Detroit	68 56
												248	H	Davidson	72 56
												256	H	Canisius	62 46
												281	H	Colgate	65 49
												284	A	Georgetown	70 64
												301	H	UNC Greensboro	78 60
												320	H	Binghamton	72 54
LAST 12 Division I GAMES:															
248	H	Davidson	72 56	45	H	Duquesne	63 76	112	A	Saint Joseph's	48 66				
155	A	Saint Louis	57 55					127	H	VCU	51 61				
17	A	George Washington	48 70					15	H	Dayton	70 86				
121	H	Rhode Island	73 59					229	A	George Mason	55 68				
77	A	Fordham	51 54					77	H	Fordham	62 72				
197	A	Massachusetts	77 57												

Non-Div I Games:

St. Bonaventure

■ Loss, 
 ■ Non-Conf, 
 ■ S Site, 
 ■ H Home 
 ■ A Away 
 N Neutral



Average RPI Win:	288	WON-LOST	WINNING	LAST 10	STRENGTH OF	OPP. STRENGTH	TEAM	ADJ.	CONF.	ADJ CONF.
Average RPI Loss:	185	RECORD	PCT. RANK	GAMES	SCHEDULE	OF SCHEDULE	RPI	RPI	RPI	RPI
DIV. I ONLY	10- 17	250	6- 4	318	294	295	295	29	29	
DIV. I NON-CONF.	3- 9	281	0- 0	269	262	308	308	28	28	
TOTALS	RPI 1-25	RPI 26-50	W-L RECORDS	RPI 51-100	RPI 101-150	RPI 150+				
10- 17	0- 0	0- 0	OVERALL	0- 3	0- 3	10- 11				
6- 6	0- 0	0- 0	HOME	0- 1	0- 1	6- 4				
2- 9	0- 0	0- 0	AWAY	0- 2	0- 0	2- 7				
2- 2	0- 0	0- 0	NEUTRAL	0- 0	0- 2	2- 0				
3- 9	0- 0	0- 0	NON-CONFERENCE	0- 3	0- 2	3- 4				
1- 3	0- 0	0- 0	HOME	0- 1	0- 0	1- 2				
0- 4	0- 0	0- 0	AWAY	0- 2	0- 0	0- 2				
2- 2	0- 0	0- 0	NEUTRAL	0- 0	0- 2	2- 0				
7- 8	0- 0	0- 0	CONFERENCE	0- 0	0- 1	7- 7				
5- 3	0- 0	0- 0	HOME	0- 0	0- 1	5- 2				
2- 5	0- 0	0- 0	AWAY	0- 0	0- 0	2- 5				
0- 0	0- 0	0- 0	NEUTRAL	0- 0	0- 0	0- 0				

RPI 1-25				RPI 26-50				RPI 51-100				RPI 101+ Team's RPI: 295								
RPI	S	Opponent	Score	RPI	S	Opponent	Score	RPI	S	Opponent	Score	RPI	S	Opponent	Score					
								83	A	Albany (NY)	47	90	112	N	Saint Joseph's	42	64			
								86	A	Army	55	61	132	H	Bryant	53	65			
								90	H	Georgia Tech	59	65	149	N	North Dakota	63	70			
													152	A	Central Conn. St.	43	61			
													152	H	Central Conn. St.	49	51			
													163	A	Robert Morris	64	67			
													163	H	Robert Morris	64	69			
													169	H	Stony Brook	57	55			
													195	H	Lafayette	51	73			
													198	A	Sacred Heart	55	71			
													198	H	Sacred Heart	77	53			
													225	A	UMass Lowell	62	64			
													269	N	Rider	71	60			
													298	A	NJIT	50	57			
													302	H	Vermont	61	63			
													310	A	Mt. St. Mary's	48	56			
													310	H	Mt. St. Mary's	52	46			
													311	H	LIU Brooklyn	62	53			
													317	A	Fairleigh Dickinson	72	61			
LAST 12 Division I GAMES:																322	A	Saint Francis (PA)	70	55
								322	H	LIU Brooklyn	62	53	322	H	Saint Francis (PA)	71	55			
								330	H	Wagner	67	55	330	A	Wagner	60	63			
								198	H	Sacred Heart	77	53	330	H	Wagner	67	55			
								152	A	Central Conn. St.	43	61	336	N	Saint Peter's	48	36			
								330	A	Wagner	60	63								
								310	H	Mt. St. Mary's	52	46								
								311	H	LIU Brooklyn	62	53								
								317	A	Fairleigh Dickinson	72	61								

Non-Div I Games:

St. Francis Brooklyn

■ Loss, 
 ■ Non-Conf, 
 ■ S Site, 
 ■ Home 
 ■ A Away 
 N Neutral

Average RPI Win:	197	WON-LOST	WINNING	LAST 10	STRENGTH OF	OPP. STRENGTH	TEAM	ADJ.	CONF.	ADJ CONF.
Average RPI Loss:	73	RECORD	PCT. RANK	GAMES	SCHEDULE	OF SCHEDULE	RPI	RPI	RPI	RPI
DIV. I ONLY	19- 8	59	6- 4	157	88	87	87	10	10	
DIV. I NON-CONF.	9- 2	35	0- 0	164	153	70	70	9	9	
TOTALS	RPI 1-25	RPI 26-50	W-L RECORDS	RPI 51-100	RPI 101-150	RPI 150+				
19- 8	1- 1	1- 1	OVERALL	2- 4	3- 1	12- 1				
12- 4	0- 0	1- 0	HOME	1- 2	1- 1	9- 1				
7- 3	1- 0	0- 1	AWAY	1- 2	2- 0	3- 0				
0- 1	0- 1	0- 0	NEUTRAL	0- 0	0- 0	0- 0				
9- 2	1- 1	0- 0	NON-CONFERENCE	0- 0	3- 0	5- 1				
6- 1	0- 0	0- 0	HOME	0- 0	1- 0	5- 1				
3- 0	1- 0	0- 0	AWAY	0- 0	2- 0	0- 0				
0- 1	0- 1	0- 0	NEUTRAL	0- 0	0- 0	0- 0				
10- 6	0- 0	1- 1	CONFERENCE	2- 4	0- 1	7- 0				
6- 3	0- 0	1- 0	HOME	1- 2	0- 1	4- 0				
4- 3	0- 0	0- 1	AWAY	1- 2	0- 0	3- 0				
0- 0	0- 0	0- 0	NEUTRAL	0- 0	0- 0	0- 0				

RPI 1-25				RPI 26-50				RPI 51-100				RPI 101+			
RPI	S	Opponent	Score	RPI	S	Opponent	Score	RPI	S	Opponent	Score	RPI	S	Opponent	Score
5	N	UConn	54 70	43	A	Seton Hall	73 78	51	A	DePaul	55 82	116	A	Yale	61 50
24	A	South Fla.	55 52	43	H	Seton Hall	59 50	51	H	DePaul	75 84	117	A	Marist	49 48
								78	A	Creighton	61 38	122	H	Butler	50 55
								78	H	Creighton	50 75	148	H	Florida	72 66
								81	A	Villanova	69 81	153	H	Indiana St.	67 73
								81	H	Villanova	56 51	164	H	Auburn	56 49
												192	H	Xavier	65 42
												247	A	Providence	68 52
												247	H	Providence	70 49
												258	A	Marquette	64 52
												258	H	Marquette	67 52
												263	H	UCF	62 48
												284	A	Georgetown	74 57
												284	H	Georgetown	75 61
												298	H	NJIT	66 42
												320	H	Binghamton	67 51
												330	H	Wagner	71 49
LAST 12 Division I GAMES:															
284	H	Georgetown	75 61	43	A	Seton Hall	73 78	284	A	Georgetown	74 57				
81	H	Villanova	56 51	81	A	Villanova	69 81	258	H	Marquette	67 52				
51	A	DePaul	55 82	51	H	DePaul	75 84	78	A	Creighton	61 38				
258	A	Marquette	64 52												
247	H	Providence	70 49												
78	H	Creighton	50 75												

Non-Div I Games:

St. John's (NY)

■ Loss, 
 ■ Non-Conf, S Site, 
 ■ Home 
 ■ Away 
 N Neutral

Average RPI Win:	166	WON-LOST	WINNING	LAST 10	STRENGTH OF	OPP. STRENGTH	TEAM	ADJ.	CONF.	ADJ CONF.
Average RPI Loss:	57	RECORD	PCT. RANK	GAMES	SCHEDULE	OF SCHEDULE	RPI	RPI	RPI	RPI
DIV. I ONLY	19- 8	59	7- 3	79	74	46	46	9	9	
DIV. I NON-CONF.	7- 4	107	0- 0	83	37	63	63	8	8	
TOTALS	RPI 1-25	RPI 26-50	W-L RECORDS	RPI 51-100	RPI 101-150	RPI 150+				
19- 8	0- 1	0- 4	OVERALL	6- 2	4- 1	9- 0				
10- 3	0- 0	0- 2	HOME	4- 1	2- 0	4- 0				
9- 5	0- 1	0- 2	AWAY	2- 1	2- 1	5- 0				
0- 0	0- 0	0- 0	NEUTRAL	0- 0	0- 0	0- 0				
7- 4	0- 1	0- 0	NON-CONFERENCE	2- 2	4- 1	1- 0				
5- 1	0- 0	0- 0	HOME	2- 1	2- 0	1- 0				
2- 3	0- 1	0- 0	AWAY	0- 1	2- 1	0- 0				
0- 0	0- 0	0- 0	NEUTRAL	0- 0	0- 0	0- 0				
12- 4	0- 0	0- 4	CONFERENCE	4- 0	0- 0	8- 0				
5- 2	0- 0	0- 2	HOME	2- 0	0- 0	3- 0				
7- 2	0- 0	0- 2	AWAY	2- 0	0- 0	5- 0				
0- 0	0- 0	0- 0	NEUTRAL	0- 0	0- 0	0- 0				

RPI 1-25				RPI 26-50				Team's RPI: 46	RPI 51-100				RPI 101+			
RPI	S	Opponent	Score	RPI	S	Opponent	Score		RPI	S	Opponent	Score	RPI	S	Opponent	Score
17	A	George Washington	52 70	42	A	Gonzaga	72 80		52	H	Iowa St.	67 63	101	A	UC Davis	57 55
				42	H	Gonzaga	42 52		57	A	Fresno St.	56 60	106	A	Virginia	49 62
				44	A	Pacific	48 61		59	A	San Diego	57 56	107	H	CSUN	73 63
				44	H	Pacific	86 88		59	H	San Diego	68 66	128	H	Sacramento St.	99 91
									60	A	BYU	61 51	143	A	Cal Poly	65 64
									60	H	BYU	76 71	203	A	Pepperdine	53 49
									82	H	Southern California	64 58	203	H	Pepperdine	73 68
									100	H	Boston College	72 82	206	A	San Francisco	68 66
LAST 12 Division I GAMES:																
289	A	Portland	62 58	271	A	Loyola Marymount	56 49									
42	A	Gonzaga	72 80	289	H	Portland	66 53									
59	H	San Diego	68 66	42	H	Gonzaga	42 52									
60	H	BYU	76 71	60	A	BYU	61 51									
44	A	Pacific	48 61	59	A	San Diego	57 56									
203	A	Pepperdine	53 49	44	H	Pacific	86 88									

Non-Div I Games:

St. Mary's (CA)

■ Loss, 
■ Non-Conf, 
■ S Site, 
■ H Home 
■ A Away 
N Neutral

Average RPI Win:	116	WON-LOST	WINNING	LAST 10	STRENGTH OF	OPP. STRENGTH	TEAM	ADJ.	CONF.	ADJ CONF.
Average RPI Loss:	37	RECORD	PCT. RANK	GAMES	SCHEDULE	OF SCHEDULE	RPI	RPI	RPI	RPI
DIV. I ONLY	20- 8	52	7- 3	23	4	22	22	5	5	
DIV. I NON-CONF.	8- 4	92	0- 0	17	13	34	34	4	4	
TOTALS	RPI 1-25	RPI 26-50	W-L RECORDS	RPI 51-100	RPI 101-150	RPI 150+				
20- 8	1- 5	3- 2	OVERALL	8- 0	3- 0	5- 1				
12- 3	1- 2	1- 1	HOME	4- 0	2- 0	4- 0				
7- 4	0- 2	2- 1	AWAY	4- 0	1- 0	0- 1				
1- 1	0- 1	0- 0	NEUTRAL	0- 0	0- 0	1- 0				
8- 4	1- 3	0- 1	NON-CONFERENCE	2- 0	2- 0	3- 0				
5- 1	1- 1	0- 0	HOME	1- 0	1- 0	2- 0				
2- 2	0- 1	0- 1	AWAY	1- 0	1- 0	0- 0				
1- 1	0- 1	0- 0	NEUTRAL	0- 0	0- 0	1- 0				
12- 4	0- 2	3- 1	CONFERENCE	6- 0	1- 0	2- 1				
7- 2	0- 1	1- 1	HOME	3- 0	1- 0	2- 0				
5- 2	0- 1	2- 0	AWAY	3- 0	0- 0	0- 1				
0- 0	0- 0	0- 0	NEUTRAL	0- 0	0- 0	0- 0				

RPI 1-25				RPI 26-50				RPI 51-100				RPI 101+			
RPI	S	Opponent	Score	RPI	S	Opponent	Score	RPI	S	Opponent	Score	RPI	S	Opponent	Score
1	A	Tennessee	40 59	26	A	Chattanooga	46 54	63	A	Washington St.	86 76	101	H	UC Davis	71 59
5	H	UConn	88 86	28	A	California	59 47	63	H	Washington St.	75 56	126	H	Colorado	62 55
10	A	Arizona St.	52 53	28	H	California	53 63	80	A	Hawaii	86 73	141	A	New Mexico	70 65
10	H	Arizona St.	57 60	29	A	Washington	60 56	82	A	Southern California	71 60	186	A	Arizona	57 60
12	N	North Carolina	54 70	29	H	Washington	82 69	82	H	Southern California	79 60	186	H	Arizona	77 47
21	H	Texas	81 87					93	A	UCLA	79 70	227	H	Santa Clara	82 43
								93	H	UCLA	68 50	231	N	Prairie View	88 45
								100	H	Boston College	96 63	235	H	Utah	55 44
												332	H	UC Santa Barbara	90 34
LAST 12 Division I GAMES:															
28	H	California	53 63	29	H	Washington	82 69								
28	A	California	59 47	63	H	Washington St.	75 56								
93	H	UCLA	68 50	82	A	Southern California	71 60								
82	H	Southern California	79 60	93	A	UCLA	79 70								
186	A	Arizona	57 60	10	H	Arizona St.	57 60								
10	A	Arizona St.	52 53	186	H	Arizona	77 47								

Non-Div I Games:

Stanford

■ Loss, 
■ Non-Conf, 
■ S Site, 
■ H Home 
■ A Away 
N Neutral

Average RPI Win:	249	WON-LOST	WINNING	LAST 10	STRENGTH OF	OPP. STRENGTH	TEAM	ADJ.	CONF.	ADJ CONF.
Average RPI Loss:	183	RECORD	PCT. RANK	GAMES	SCHEDULE	OF SCHEDULE	RPI	RPI	RPI	RPI
DIV. I ONLY	16- 6	48	9- 1	306	271	129	129	27	27	
DIV. I NON-CONF.	4- 4	158	0- 0	256	78	217	217	27	27	
TOTALS	RPI 1-25	RPI 26-50	W-L RECORDS	RPI 51-100	RPI 101-150	RPI 150+				
16- 6	0- 1	0- 0	OVERALL	0- 0	0- 2	16- 3				
9- 1	0- 0	0- 0	HOME	0- 0	0- 1	9- 0				
7- 3	0- 1	0- 0	AWAY	0- 0	0- 0	7- 2				
0- 2	0- 0	0- 0	NEUTRAL	0- 0	0- 1	0- 1				
4- 4	0- 1	0- 0	NON-CONFERENCE	0- 0	0- 2	4- 1				
3- 1	0- 0	0- 0	HOME	0- 0	0- 1	3- 0				
1- 1	0- 1	0- 0	AWAY	0- 0	0- 0	1- 0				
0- 2	0- 0	0- 0	NEUTRAL	0- 0	0- 1	0- 1				
12- 2	0- 0	0- 0	CONFERENCE	0- 0	0- 0	12- 2				
6- 0	0- 0	0- 0	HOME	0- 0	0- 0	6- 0				
6- 2	0- 0	0- 0	AWAY	0- 0	0- 0	6- 2				
0- 0	0- 0	0- 0	NEUTRAL	0- 0	0- 0	0- 0				

RPI 1-25			RPI 26-50			RPI 51-100			RPI 101+ Team's RPI: 129		
RPI	S	Opponent	Score	RPI	S	Opponent	Score	RPI	S	Opponent	Score
2	A	Baylor	57 96					125	H	Louisiana Tech	69 76
								140	N	UC Riverside	62 90
								172	A	Lamar	59 55
								172	H	Lamar	71 60
								186	H	Arizona	72 60
								207	H	La.-Monroe	82 54
								212	A	Northwestern St.	69 61
								219	A	McNeese St.	67 73
								220	H	Nicholls St.	68 59
								231	H	Prairie View	83 73
								245	A	Abilene Christian	71 69
								261	A	Rice	70 59
								262	A	Central Ark.	73 46
								264	A	A&M-Corpus Christi	74 62
								264	H	A&M-Corpus Christi	64 55
								287	H	Houston Baptist	72 67
								293	A	Sam Houston St.	64 65
								316	N	Boston U.	57 62
								319	H	Southeastern La.	78 71
								333	H	New Orleans	76 56
								341	A	Incarinate Word	64 47
LAST 12 Division I GAMES:											
220	H	Nicholls St.	68 59	264	H	A&M-Corpus Christi	64 55				
172	H	Lamar	71 60	293	A	Sam Houston St.	64 65				
264	A	A&M-Corpus Christi	74 62	172	A	Lamar	59 55				
341	A	Incarinate Word	64 47	245	A	Abilene Christian	71 69				
287	H	Houston Baptist	72 67	333	H	New Orleans	76 56				
212	A	Northwestern St.	69 61	262	A	Central Ark.	73 46				

Non-Div I Games: Southern Ark. 73 50 St. Edward's 65 56 Tex. A&M-Kingsville 90 50

Stephen F. Austin

Loss, Non-Conf, S Site, H Home A Away N Neutral

Average RPI Win:	210	WON-LOST	WINNING	LAST 10	STRENGTH OF	OPP. STRENGTH	TEAM	ADJ.	CONF.	ADJ CONF.
Average RPI Loss:	65	RECORD	PCT. RANK	GAMES	SCHEDULE	OF SCHEDULE	RPI	RPI	RPI	RPI
DIV. I ONLY	18- 6	39	8- 2	88	140	39	39	11	11	
DIV. I NON-CONF.	9- 3	60	0- 0	136	145	45	45	12	12	
TOTALS	RPI 1-25	RPI 26-50	W-L RECORDS	RPI 51-100	RPI 101-150	RPI 150+				
18- 6	0- 4	0- 0	OVERALL	0- 0	4- 1	14- 1				
9- 1	0- 1	0- 0	HOME	0- 0	2- 0	7- 0				
7- 5	0- 3	0- 0	AWAY	0- 0	1- 1	6- 1				
2- 0	0- 0	0- 0	NEUTRAL	0- 0	1- 0	1- 0				
9- 3	0- 2	0- 0	NON-CONFERENCE	0- 0	2- 1	7- 0				
4- 0	0- 0	0- 0	HOME	0- 0	1- 0	3- 0				
3- 3	0- 2	0- 0	AWAY	0- 0	0- 1	3- 0				
2- 0	0- 0	0- 0	NEUTRAL	0- 0	1- 0	1- 0				
9- 3	0- 2	0- 0	CONFERENCE	0- 0	2- 0	7- 1				
5- 1	0- 1	0- 0	HOME	0- 0	1- 0	4- 0				
4- 2	0- 1	0- 0	AWAY	0- 0	1- 0	3- 1				
0- 0	0- 0	0- 0	NEUTRAL	0- 0	0- 0	0- 0				

RPI	S	Opponent	Score	RPI	S	Opponent	Score	Team's RPI: 39	RPI	S	Opponent	Score	RPI	S	Opponent	Score
2	A	Baylor	42 96										117	N	Marist	57 50
16	A	FGCU	55 57										131	H	Texas St.	75 57
16	H	FGCU	39 61										139	A	Kennesaw St.	70 58
24	A	South Fla.	62 78										139	H	Kennesaw St.	75 64
													148	A	Florida	54 59
													153	A	Indiana St.	62 52
													185	A	Northern Ky.	62 68
													185	H	Northern Ky.	73 56
													214	H	Campbell	76 63
													215	A	USC Upstate	92 66
													215	H	USC Upstate	67 44
													224	H	Jacksonville	73 47
													243	H	UNCW	72 55
													252	A	North Florida	67 38
													255	A	Valparaiso	73 62
													257	A	Lipscomb	82 77
													257	H	Lipscomb	103 75
													260	H	Bethune-Cookman	91 61
													263	A	UCF	67 49
													266	N	Utah St.	84 64
LAST 12 Division I GAMES:																
139	A	Kennesaw St.	70 58	185	A	Northern Ky.	62 68									
215	A	USC Upstate	92 66	215	H	USC Upstate	67 44									
185	H	Northern Ky.	73 56	139	H	Kennesaw St.	75 64									
257	H	Lipscomb	103 75	252	A	North Florida	67 38									
16	H	FGCU	39 61	224	H	Jacksonville	73 47									
257	A	Lipscomb	82 77	16	A	FGCU	55 57									

Non-Div I Games: Webber Int'l 90 27 Warner 101 40

Stetson

Stony Brook

Through Games Of Feb. 22, 2015

Average RPI Win: <b>250</b>	WON-LOST	WINNING	LAST 10	STRENGTH OF	OPP. STRENGTH	TEAM	ADJ.	CONF.	ADJ CONF.
Average RPI Loss: <b>145</b>	RECORD	PCT. RANK	GAMES	SCHEDULE	OF SCHEDULE	RPI	RPI	RPI	RPI
DIV. I ONLY	16- 11	109	7- 3	249	253	169	169	23	23
DIV. I NON-CONF.	7- 6	154	0- 0	295	276	198	198	24	24
TOTALS	RPI 1-25	RPI 26-50	W-L RECORDS	RPI 51-100	RPI 101-150	RPI 150+			
16- 11	0- 1	0- 0	OVERALL	2- 5	0- 0	14- 5			
11- 3	0- 0	0- 0	HOME	2- 1	0- 0	9- 2			
5- 8	0- 1	0- 0	AWAY	0- 4	0- 0	5- 3			
0- 0	0- 0	0- 0	NEUTRAL	0- 0	0- 0	0- 0			
7- 6	0- 1	0- 0	NON-CONFERENCE	1- 2	0- 0	6- 3			
6- 0	0- 0	0- 0	HOME	1- 0	0- 0	5- 0			
1- 6	0- 1	0- 0	AWAY	0- 2	0- 0	1- 3			
0- 0	0- 0	0- 0	NEUTRAL	0- 0	0- 0	0- 0			
9- 5	0- 0	0- 0	CONFERENCE	1- 3	0- 0	8- 2			
5- 3	0- 0	0- 0	HOME	1- 1	0- 0	4- 2			
4- 2	0- 0	0- 0	AWAY	0- 2	0- 0	4- 0			
0- 0	0- 0	0- 0	NEUTRAL	0- 0	0- 0	0- 0			

RPI 1-25				RPI 26-50				RPI 51-100				RPI 101+ Team's RPI: 169			
RPI	S	Opponent	Score	RPI	S	Opponent	Score	RPI	S	Opponent	Score	RPI	S	Opponent	Score
14	A	Duke	42 <b>72</b>					52	A	Iowa St.	64 <b>74</b>	173	H	Hartford	58 <b>60</b>
								83	A	Albany (NY)	59 <b>69</b>	179	A	Iona	62 <b>73</b>
								83	H	Albany (NY)	68 64	195	H	Lafayette	60 58
								84	A	Maine	49 <b>57</b>	218	A	New Hampshire	60 52
								84	H	Maine	55 <b>58</b>	218	H	New Hampshire	52 <b>60</b>
								86	A	Army	59 <b>68</b>	225	A	UMass Lowell	64 60
								89	H	Western Mich.	59 55	225	H	UMass Lowell	62 36
												267	H	Norfolk St.	52 46
												272	A	UMBC	66 50
												272	H	UMBC	74 41
												291	H	Columbia	82 68
												295	A	St. Francis Brooklyn	55 <b>57</b>
												297	A	Morgan St.	50 48
												302	A	Vermont	74 62
												302	H	Vermont	60 38
												312	H	Bradley	79 63
												320	H	Binghamton	67 54
												330	A	Wagner	70 <b>76</b>
												336	H	Saint Peter's	56 40
LAST 12 Division I GAMES:															
83	H	Albany (NY)	68 64	173	H	Hartford	58 <b>60</b>								
225	H	UMass Lowell	62 36	320	H	Binghamton	67 54								
84	A	Maine	49 <b>57</b>	225	A	UMass Lowell	64 60								
272	H	UMBC	74 41	83	A	Albany (NY)	59 <b>69</b>								
302	A	Vermont	74 62	84	H	Maine	55 <b>58</b>								
218	A	New Hampshire	60 52	272	A	UMBC	66 50								

Non-Div I Games:

Stony Brook

Loss, Non-Conf, S Site, H Home A Away N Neutral

Average RPI Win:	136	WON-LOST	WINNING	LAST 10	STRENGTH OF	OPP. STRENGTH	TEAM	ADJ.	CONF.	ADJ CONF.
Average RPI Loss:	24	RECORD	PCT. RANK	GAMES	SCHEDULE	OF SCHEDULE	RPI	RPI	RPI	RPI
DIV. I ONLY	20- 8	52	7- 3	17	18	25	25	3	3	
DIV. I NON-CONF.	10- 3	52	0- 0	81	59	50	50	3	3	
TOTALS	RPI 1-25	RPI 26-50	W-L RECORDS	RPI 51-100	RPI 101-150	RPI 150+				
20- 8	1- 6	3- 0	OVERALL	6- 2	2- 0	8- 0				
13- 2	1- 1	1- 0	HOME	3- 1	2- 0	6- 0				
6- 3	0- 3	2- 0	AWAY	2- 0	0- 0	2- 0				
1- 3	0- 2	0- 0	NEUTRAL	1- 1	0- 0	0- 0				
10- 3	0- 2	1- 0	NON-CONFERENCE	2- 1	1- 0	6- 0				
7- 0	0- 0	0- 0	HOME	1- 0	1- 0	5- 0				
2- 0	0- 0	1- 0	AWAY	0- 0	0- 0	1- 0				
1- 3	0- 2	0- 0	NEUTRAL	1- 1	0- 0	0- 0				
10- 5	1- 4	2- 0	CONFERENCE	4- 1	1- 0	2- 0				
6- 2	1- 1	1- 0	HOME	2- 1	1- 0	1- 0				
4- 3	0- 3	1- 0	AWAY	2- 0	0- 0	1- 0				
0- 0	0- 0	0- 0	NEUTRAL	0- 0	0- 0	0- 0				

RPI 1-25				Team's RPI: 25		RPI 26-50				RPI 51-100				RPI 101+			
RPI	S	Opponent	Score	RPI	S	Opponent	Score	RPI	S	Opponent	Score	RPI	S	Opponent	Score		
2	N	Baylor	72 74	33	A	Pittsburgh	68 60	56	H	Miami (FL)	71 85	103	H	Cornell	76 59		
3	H	Notre Dame	74 85	33	H	Pittsburgh	68 54	62	N	East Carolina	69 58	106	H	Virginia	70 58		
4	N	South Carolina	63 67	45	A	Duquesne	90 84	68	H	North Carolina St.	66 49	152	H	Central Conn. St.	74 43		
7	A	Louisville	58 78					77	H	Fordham	59 42	201	H	Penn St.	61 39		
12	H	North Carolina	61 56					90	A	Georgia Tech	65 60	205	H	Wake Forest	73 62		
13	A	Florida St.	52 62					94	N	Michigan St.	76 89	210	A	Virginia Tech	59 51		
14	A	Duke	72 74					100	A	Boston College	64 46	224	A	Jacksonville	77 61		
								100	H	Boston College	73 51	256	H	Canisius	70 37		
												302	H	Vermont	94 63		
												331	H	N.C. Central	70 25		
LAST 12 Division I GAMES:																	
				33	H	Pittsburgh	68 54	13	A	Florida St.	52 62						
				100	H	Boston College	73 51	7	A	Louisville	58 78						
				210	A	Virginia Tech	59 51	68	H	North Carolina St.	66 49						
				56	H	Miami (FL)	71 85	33	A	Pittsburgh	68 60						
				90	A	Georgia Tech	65 60	100	A	Boston College	64 46						
				12	H	North Carolina	61 56	205	H	Wake Forest	73 62						

Non-Div I Games:

Syracuse



Average RPI Win:	156	WON-LOST	WINNING	LAST 10	STRENGTH OF	OPP. STRENGTH	TEAM	ADJ.	CONF.	ADJ CONF.
Average RPI Loss:	47	RECORD	PCT. RANK	GAMES	SCHEDULE	OF SCHEDULE	RPI	RPI	RPI	RPI
DIV. I ONLY	15- 11	121	4- 6	34	37	69	69	1	1	
DIV. I NON-CONF.	8- 3	71	0- 0	213	211	134	134	1	1	
TOTALS	RPI 1-25	RPI 26-50	W-L RECORDS	RPI 51-100	RPI 101-150	RPI 150+				
15- 11	1- 5	2- 0	OVERALL	3- 5	1- 1	8- 0				
12- 3	1- 3	1- 0	HOME	2- 0	1- 0	7- 0				
2- 7	0- 2	1- 0	AWAY	1- 4	0- 1	0- 0				
1- 1	0- 0	0- 0	NEUTRAL	0- 1	0- 0	1- 0				
8- 3	0- 1	0- 0	NON-CONFERENCE	0- 2	0- 0	8- 0				
7- 1	0- 1	0- 0	HOME	0- 0	0- 0	7- 0				
0- 1	0- 0	0- 0	AWAY	0- 1	0- 0	0- 0				
1- 1	0- 0	0- 0	NEUTRAL	0- 1	0- 0	1- 0				
7- 8	1- 4	2- 0	CONFERENCE	3- 3	1- 1	0- 0				
5- 2	1- 2	1- 0	HOME	2- 0	1- 0	0- 0				
2- 6	0- 2	1- 0	AWAY	1- 3	0- 1	0- 0				
0- 0	0- 0	0- 0	NEUTRAL	0- 0	0- 0	0- 0				

RPI	S	Opponent	Score	RPI	S	Opponent	Score	RPI	S	Opponent	Score	RPI	S	Opponent	Score
2	A	Baylor	75 91	48	A	Oklahoma St.	71 62	52	A	Iowa St.	62 80	113	A	Texas Tech	37 52
2	H	Baylor	67 89	48	H	Oklahoma St.	70 66	52	H	Iowa St.	86 84	113	H	Texas Tech	71 60
19	H	Texas A&M	71 82					64	A	West Virginia	71 76	171	N	Missouri St.	82 68
20	A	Oklahoma	54 77					72	A	Georgia	53 62	172	H	Lamar	72 68
20	H	Oklahoma	81 97					74	N	Colorado St.	62 76	194	H	Texas Southern	69 52
21	H	Texas	64 59					76	A	Kansas St.	79 93	231	H	Prairie View	56 50
								95	A	Kansas	80 63	239	H	SMU	73 63
								95	H	Kansas	73 67	275	H	UC Irvine	78 56
												287	H	Houston Baptist	87 64
												293	H	Sam Houston St.	79 55
LAST 12 Division I GAMES:															
2	A	Baylor	75 91	21	H	Texas	64 59								
95	H	Kansas	73 67	2	H	Baylor	67 89								
20	A	Oklahoma	54 77	48	A	Oklahoma St.	71 62								
76	A	Kansas St.	79 93	52	A	Iowa St.	62 80								
113	H	Texas Tech	71 60	20	H	Oklahoma	81 97								
64	A	West Virginia	71 76	95	A	Kansas	80 63								

Non-Div I Games:

TCU

■ Loss, 
 ■ Non-Conf, S Site, 
 ■ Home 
 ■ Away 
 N Neutral

Average RPI Win:	224	WON-LOST	WINNING	LAST 10	STRENGTH OF	OPP. STRENGTH	TEAM	ADJ.	CONF.	ADJ CONF.
Average RPI Loss:	71	RECORD	PCT. RANK	GAMES	SCHEDULE	OF SCHEDULE	RPI	RPI	RPI	RPI
DIV. I ONLY	13- 15	196	6- 4	112	63	151	151	7	7	
DIV. I NON-CONF.	4- 9	243	0- 0	190	18	235	235	7	7	
TOTALS	RPI 1-25	RPI 26-50	W-L RECORDS	RPI 51-100	RPI 101-150	RPI 150+				
13- 15	0- 5	1- 2	OVERALL	0- 4	1- 2	11- 2				
7- 6	0- 3	1- 1	HOME	0- 1	0- 0	6- 1				
4- 8	0- 2	0- 1	AWAY	0- 3	0- 2	4- 0				
2- 1	0- 0	0- 0	NEUTRAL	0- 0	1- 0	1- 1				
4- 9	0- 1	0- 1	NON-CONFERENCE	0- 4	1- 1	3- 2				
1- 4	0- 1	0- 1	HOME	0- 1	0- 0	1- 1				
1- 4	0- 0	0- 0	AWAY	0- 3	0- 1	1- 0				
2- 1	0- 0	0- 0	NEUTRAL	0- 0	1- 0	1- 1				
9- 6	0- 4	1- 1	CONFERENCE	0- 0	0- 1	8- 0				
6- 2	0- 2	1- 0	HOME	0- 0	0- 0	5- 0				
3- 4	0- 2	0- 1	AWAY	0- 0	0- 1	3- 0				
0- 0	0- 0	0- 0	NEUTRAL	0- 0	0- 0	0- 0				

RPI	S	Opponent	Score	RPI	S	Opponent	Score	RPI	S	Opponent	Score	RPI	S	Opponent	Score	Team's RPI: 151
5	A	UConn	58 92	41	H	Rutgers	55 88	66	A	Penn	50 52	112	A	Saint Joseph's	74 78	
5	H	UConn	49 83	47	A	Tulane	63 77	77	H	Fordham	64 71	136	A	Tulsa	67 75	
13	H	Florida St.	62 66	47	H	Tulane	69 58	81	A	Villanova	59 64	147	N	Harvard	81 69	
24	A	South Fla.	53 79					95	A	Kansas	56 76	154	N	Alabama	51 58	
24	H	South Fla.	58 70									158	A	Memphis	58 57	
												158	H	Memphis	84 61	
												176	H	La Salle	75 72	
												184	H	Delaware	58 69	
												239	H	SMU	77 64	
												263	A	UCF	71 54	
												263	H	UCF	72 57	
												273	H	Houston	72 60	
												277	A	Cincinnati	81 64	
												277	H	Cincinnati	83 50	
												284	N	Georgetown	81 58	
												344	A	Howard	78 48	
LAST 12 Division I GAMES:																
24	A	South Fla.	53 79	5	H	UConn	49 83									
47	H	Tulane	69 58	263	A	UCF	71 54									
273	H	Houston	72 60	277	H	Cincinnati	83 50									
136	A	Tulsa	67 75	263	H	UCF	72 57									
47	A	Tulane	63 77	5	A	UConn	58 92									
158	H	Memphis	84 61	24	H	South Fla.	58 70									

Non-Div I Games:

Temple

## Tennessee

Through Games Of Feb. 22, 2015

Average RPI Win: 101		WON-LOST	WINNING	LAST 10	STRENGTH OF	OPP. STRENGTH	TEAM	ADJ.	CONF.	ADJ CONF.
Average RPI Loss: 17		RECORD	PCT. RANK	GAMES	SCHEDULE	OF SCHEDULE	RPI	RPI	RPI	RPI
DIV. I ONLY		23- 3	12	9- 1	3	23	1	1	2	2
DIV. I NON-CONF.		10- 3	52	0- 1	5	47	5	5	5	5
TOTALS		RPI 1-25	RPI 26-50		W-L RECORDS		RPI 51-100	RPI 101-150	RPI 150+	
23- 3	5- 2	4- 1		OVERALL		4- 0	3- 0	7- 0		
15- 0	4- 0	1- 0		HOME		4- 0	1- 0	5- 0		
8- 3	1- 2	3- 1		AWAY		0- 0	2- 0	2- 0		
0- 0	0- 0	0- 0		NEUTRAL		0- 0	0- 0	0- 0		
10- 3	2- 2	1- 1		NON-CONFERENCE		2- 0	0- 0	5- 0		
8- 0	2- 0	0- 0		HOME		2- 0	0- 0	4- 0		
2- 3	0- 2	1- 1		AWAY		0- 0	0- 0	1- 0		
0- 0	0- 0	0- 0		NEUTRAL		0- 0	0- 0	0- 0		
13- 0	3- 0	3- 0		CONFERENCE		2- 0	3- 0	2- 0		
7- 0	2- 0	1- 0		HOME		2- 0	1- 0	1- 0		
6- 0	1- 0	2- 0		AWAY		0- 0	2- 0	1- 0		
0- 0	0- 0	0- 0		NEUTRAL		0- 0	0- 0	0- 0		

RPI	S	Opponent	Score	RPI	S	Opponent	Score	RPI	S	Opponent	Score	RPI	S	Opponent	Score
3	A	Notre Dame	77 88	26	A	Chattanooga	63 67	54	H	Wichita St.	54 51	102	A	Ole Miss	69 49
9	H	Oregon St.	74 63	32	H	Mississippi St.	79 67	66	H	Penn	97 52	109	H	Missouri	63 53
11	A	Kentucky	73 72	40	A	Arkansas	60 51	67	H	LSU	75 58	148	A	Florida	64 56
11	H	Kentucky	72 58	41	A	Rutgers	55 45	72	H	Georgia	59 51	154	H	Alabama	77 56
19	H	Texas A&M	81 58	49	A	Vanderbilt	57 49					164	A	Auburn	54 42
21	A	Texas	59 72									168	H	Oral Roberts	91 39
22	H	Stanford	59 40									200	H	Tennessee St.	97 46
												204	H	Winthrop	81 48
												257	A	Lipscomb	85 51
												322	H	Saint Francis (PA)	111 44
LAST 12 Division I GAMES:															
154	H	Alabama	77 56	72	H	Georgia	59 51								
11	H	Kentucky	72 58	67	H	LSU	75 58								
102	A	Ole Miss	69 49	3	A	Notre Dame	77 88								
148	A	Florida	64 56	164	A	Auburn	54 42								
32	H	Mississippi St.	79 67	40	A	Arkansas	60 51								
11	A	Kentucky	73 72	19	H	Texas A&M	81 58								

Non-Div I Games:

Tennessee

■ Loss, 
 ■ Non-Conf, S Site, 
 ■ Home 
 ■ Away 
 N Neutral

## Tennessee St.

Through Games Of Feb. 22, 2015

Average RPI Win:	276	WON-LOST	WINNING	LAST 10	STRENGTH OF	OPP. STRENGTH	TEAM	ADJ.	CONF.	ADJ CONF.
Average RPI Loss:	134	RECORD	PCT. RANK	GAMES	SCHEDULE	OF SCHEDULE	RPI	RPI	RPI	RPI
DIV. I ONLY	13- 12	166	7- 3	218	273	200	200	26	26	
DIV. I NON-CONF.	3- 8	263	0- 0	102	115	216	216	26	26	
TOTALS	RPI 1-25	RPI 26-50	W-L RECORDS	RPI 51-100	RPI 101-150	RPI 150+				
13- 12	0- 2	0- 0	OVERALL	0- 2	0- 3	13- 5				
5- 8	0- 0	0- 0	HOME	0- 1	0- 3	5- 4				
8- 4	0- 0	0- 0	AWAY	0- 1	0- 0	8- 0				
0- 0	0- 0	0- 0	NEUTRAL	0- 0	0- 0	0- 0				
3- 8	0- 2	0- 0	NON-CONFERENCE	0- 2	0- 2	3- 2				
1- 5	0- 0	0- 0	HOME	0- 1	0- 2	1- 2				
2- 3	0- 2	0- 0	AWAY	0- 1	0- 0	2- 0				
0- 0	0- 0	0- 0	NEUTRAL	0- 0	0- 0	0- 0				
10- 4	0- 0	0- 0	CONFERENCE	0- 0	0- 1	10- 3				
4- 3	0- 0	0- 0	HOME	0- 0	0- 1	4- 2				
6- 1	0- 0	0- 0	AWAY	0- 0	0- 0	6- 1				
0- 0	0- 0	0- 0	NEUTRAL	0- 0	0- 0	0- 0				

RPI 1-25				RPI 26-50				RPI 51-100				RPI 101+ Team's RPI: 200			
RPI	S	Opponent	Score	RPI	S	Opponent	Score	RPI	S	Opponent	Score	RPI	S	Opponent	Score
1	A	Tennessee	46 97					65	H	Youngstown St.	66 73	118	H	Troy	71 75
11	A	Kentucky	75 87					68	A	North Carolina St.	55 84	134	H	UT Martin	58 64
												139	H	Kennesaw St.	56 65
												166	H	Belmont	62 64
												177	A	SIUE	83 91
												211	A	Jacksonville St.	74 66
												211	H	Jacksonville St.	50 63
												224	H	Jacksonville	64 61
												230	A	Morehead St.	81 74
												252	H	North Florida	53 54
												257	A	Lipscomb	73 55
												264	A	A&M-Corpus Christi	72 61
												265	A	Austin Peay	81 78
												267	H	Norfolk St.	58 65
												268	A	Eastern Ky.	68 62
												268	H	Eastern Ky.	86 74
												296	H	Eastern Ill.	57 44
												303	H	Southeast Mo. St.	62 55
												329	A	Murray St.	76 72
												335	A	Tennessee Tech	66 57
												335	H	Tennessee Tech	67 64
LAST 12 Division I GAMES:															
211	A	Jacksonville St.	74 66	134	H	UT Martin	58 64								
268	H	Eastern Ky.	86 74	166	H	Belmont	62 64								
335	A	Tennessee Tech	66 57	335	H	Tennessee Tech	67 64								
230	A	Morehead St.	81 74	265	A	Austin Peay	81 78								
268	A	Eastern Ky.	68 62	329	A	Murray St.	76 72								
211	H	Jacksonville St.	50 63	177	A	SIUE	83 91								

Non-Div I Games:

Tennessee St.

■ Loss, 
■ Non-Conf, 
■ S Site, 
■ H Home 
■ A Away 
N Neutral

Average RPI Win:	308	WON-LOST	WINNING	LAST 10	STRENGTH OF	OPP. STRENGTH	TEAM	ADJ.	CONF.	ADJ CONF.
Average RPI Loss:	195	RECORD	PCT. RANK	GAMES	SCHEDULE	OF SCHEDULE	RPI	RPI	RPI	RPI
DIV. I ONLY	5- 22	318	0- 9	319	259	335	335	26	26	
DIV. I NON-CONF.	3- 10	287	0- 0	331	179	323	323	26	26	
TOTALS	RPI 1-25	RPI 26-50	W-L RECORDS	RPI 51-100	RPI 101-150	RPI 150+				
5- 22	0- 0	0- 1	OVERALL	0- 2	0- 1	5- 18				
3- 8	0- 0	0- 1	HOME	0- 1	0- 1	3- 5				
1- 13	0- 0	0- 0	AWAY	0- 1	0- 0	1- 12				
1- 1	0- 0	0- 0	NEUTRAL	0- 0	0- 0	1- 1				
3- 10	0- 0	0- 1	NON-CONFERENCE	0- 2	0- 0	3- 7				
1- 2	0- 0	0- 1	HOME	0- 1	0- 0	1- 0				
1- 7	0- 0	0- 0	AWAY	0- 1	0- 0	1- 6				
1- 1	0- 0	0- 0	NEUTRAL	0- 0	0- 0	1- 1				
2- 12	0- 0	0- 0	CONFERENCE	0- 0	0- 1	2- 11				
2- 6	0- 0	0- 0	HOME	0- 0	0- 1	2- 5				
0- 6	0- 0	0- 0	AWAY	0- 0	0- 0	0- 6				
0- 0	0- 0	0- 0	NEUTRAL	0- 0	0- 0	0- 0				

RPI 1-25				RPI 26-50				RPI 51-100				RPI 101+				Team's RPI: 335	
RPI	S	Opponent	Score	RPI	S	Opponent	Score	RPI	S	Opponent	Score	RPI	S	Opponent	Score		
				50	H	Middle Tenn.	76 98	72	H	Georgia	51 74	134	H	UT Martin	59 79		
								97	A	Southern Miss.	58 80	166	A	Belmont	53 59		
												166	H	Belmont	62 64		
												177	A	SIUE	69 83		
												178	A	Clemson	61 76		
												187	A	Mercer	67 73		
												200	A	Tennessee St.	64 67		
												200	H	Tennessee St.	57 66		
												202	N	N.C. A&T	49 54		
												205	A	Wake Forest	62 89		
												211	A	Jacksonville St.	58 67		
												211	H	Jacksonville St.	54 70		
												230	H	Morehead St.	54 64		
												233	A	Georgia St.	60 72		
												255	A	Valparaiso	61 79		
												257	A	Lipscomb	53 72		
												265	H	Austin Peay	75 71		
												268	H	Eastern Ky.	93 97		
												296	A	Eastern Ill.	59 67		
												297	N	Morgan St.	62 56		
												303	A	Southeast Mo. St.	66 68		
												314	H	South Ala.	70 66		
												329	H	Murray St.	74 69		
												337	A	FIU	73 56		
LAST 12 Division I GAMES:																	
166	H	Belmont	62 64	268	H	Eastern Ky.	93 97										
211	A	Jacksonville St.	58 67	200	A	Tennessee St.	64 67										
200	H	Tennessee St.	57 66	303	A	Southeast Mo. St.	66 68										
211	H	Jacksonville St.	54 70	134	H	UT Martin	59 79										
166	A	Belmont	53 59	265	H	Austin Peay	75 71										
230	H	Morehead St.	54 64	329	H	Murray St.	74 69										

Non-Div I Games:

Tennessee Tech

■ Loss, 
■ Non-Conf, 
■ S Site, 
■ H Home 
■ A Away 
N Neutral

Average RPI Win:	283	WON-LOST	WINNING	LAST 10	STRENGTH OF	OPP. STRENGTH	TEAM	ADJ.	CONF.	ADJ CONF.
Average RPI Loss:	143	RECORD	PCT. RANK	GAMES	SCHEDULE	OF SCHEDULE	RPI	RPI	RPI	RPI
DIV. I ONLY	13- 12	166	6- 4	241	299	216	216	30	30	
DIV. I NON-CONF.	5- 8	213	1- 0	111	175	192	192	30	30	
TOTALS	RPI 1-25	RPI 26-50	W-L RECORDS	RPI 51-100	RPI 101-150	RPI 150+				
13- 12	0- 3	0- 0	OVERALL	0- 1	2- 4	11- 4				
9- 3	0- 0	0- 0	HOME	0- 0	1- 1	8- 2				
3- 8	0- 2	0- 0	AWAY	0- 1	0- 3	3- 2				
1- 1	0- 1	0- 0	NEUTRAL	0- 0	1- 0	0- 0				
5- 8	0- 3	0- 0	NON-CONFERENCE	0- 1	1- 2	4- 2				
4- 1	0- 0	0- 0	HOME	0- 0	0- 0	4- 1				
0- 6	0- 2	0- 0	AWAY	0- 1	0- 2	0- 1				
1- 1	0- 1	0- 0	NEUTRAL	0- 0	1- 0	0- 0				
8- 4	0- 0	0- 0	CONFERENCE	0- 0	1- 2	7- 2				
5- 2	0- 0	0- 0	HOME	0- 0	1- 1	4- 1				
3- 2	0- 0	0- 0	AWAY	0- 0	0- 1	3- 1				
0- 0	0- 0	0- 0	NEUTRAL	0- 0	0- 0	0- 0				

RPI 1-25				RPI 26-50				RPI 51-100				RPI 101+ Team's RPI: 216			
RPI	S	Opponent	Score	RPI	S	Opponent	Score	RPI	S	Opponent	Score	RPI	S	Opponent	Score
2	A	Baylor	42 96					51	A	DePaul	70 93	113	A	Texas Tech	42 50
19	N	Texas A&M	61 63									123	A	Bakersfield	72 87
21	A	Texas	45 72									123	H	Bakersfield	77 60
												127	A	VCU	43 64
												141	N	New Mexico	61 59
												145	H	New Mexico St.	71 74
												161	H	Eastern Mich.	81 75
												264	H	A&M-Corpus Christi	57 60
												276	A	Grand Canyon	54 69
												276	H	Grand Canyon	63 75
												287	H	Houston Baptist	75 72
												298	A	NJIT	54 59
												298	H	NJIT	54 53
												324	A	Seattle	70 60
												324	H	Seattle	80 58
												326	A	Utah Valley	59 52
												326	H	Utah Valley	57 55
												339	H	UMKC	69 51
												341	H	Incarnate Word	65 61
												345	A	Chicago St.	75 60
												345	H	Chicago St.	66 57
LAST 12 Division I GAMES:															
326	H	Utah Valley	57 55	339	H	UMKC	69 51								
276	H	Grand Canyon	63 75	145	H	New Mexico St.	71 74								
298	H	NJIT	54 53	276	A	Grand Canyon	54 69								
324	A	Seattle	70 60	326	A	Utah Valley	59 52								
123	A	Bakersfield	72 87	123	H	Bakersfield	77 60								
345	H	Chicago St.	66 57	324	H	Seattle	80 58								

Non-Div I Games: Tex. A&M-Kingsville 86 36 Concordia (TX) 72 31 Texas Lutheran 71 47

Tex.-Pan American

Average RPI Win:	121	WON-LOST	WINNING	LAST 10	STRENGTH OF	OPP. STRENGTH	TEAM	ADJ.	CONF.	ADJ CONF.
Average RPI Loss:	40	RECORD	PCT. RANK	GAMES	SCHEDULE	OF SCHEDULE	RPI	RPI	RPI	RPI
DIV. I ONLY	18- 8	71	4- 6	13	11	21	21	1	1	
DIV. I NON-CONF.	11- 0	1	0- 0	41	92	3	3	1	1	
TOTALS	RPI 1-25	RPI 26-50	W-L RECORDS	RPI 51-100	RPI 101-150	RPI 150+				
18- 8	4- 3	0- 1	OVERALL	5- 4	3- 0	6- 0				
13- 2	2- 1	0- 0	HOME	3- 1	2- 0	6- 0				
4- 6	1- 2	0- 1	AWAY	2- 3	1- 0	0- 0				
1- 0	1- 0	0- 0	NEUTRAL	0- 0	0- 0	0- 0				
11- 0	3- 0	0- 0	NON-CONFERENCE	1- 0	1- 0	6- 0				
8- 0	1- 0	0- 0	HOME	0- 0	1- 0	6- 0				
2- 0	1- 0	0- 0	AWAY	1- 0	0- 0	0- 0				
1- 0	1- 0	0- 0	NEUTRAL	0- 0	0- 0	0- 0				
7- 8	1- 3	0- 1	CONFERENCE	4- 4	2- 0	0- 0				
5- 2	1- 1	0- 0	HOME	3- 1	1- 0	0- 0				
2- 6	0- 2	0- 1	AWAY	1- 3	1- 0	0- 0				
0- 0	0- 0	0- 0	NEUTRAL	0- 0	0- 0	0- 0				

RPI	S	Opponent	Score
1	H	Tennessee	72 59
2	A	Baylor	58 75
2	H	Baylor	68 70
19	N	Texas A&M	67 65
20	A	Oklahoma	59 70
20	H	Oklahoma	84 81
22	A	Stanford	87 81

RPI	S	Opponent	Score
48	A	Oklahoma St.	60 66

RPI	S	Opponent	Score
52	A	Iowa St.	57 59
52	H	Iowa St.	57 58
64	H	West Virginia	61 55
69	A	TCU	59 64
76	A	Kansas St.	57 66
76	H	Kansas St.	76 58
93	A	UCLA	75 65
95	A	Kansas	74 63
95	H	Kansas	60 46

RPI	S	Opponent	Score
113	A	Texas Tech	62 59
113	H	Texas Tech	55 44
141	H	New Mexico	86 37
174	H	UTSA	68 48
212	H	Northwestern St.	74 34
216	H	Tex.-Pan American	72 45
219	H	McNeese St.	76 59
250	H	Southern U.	80 42
261	H	Rice	77 54

## LAST 12 Division I GAMES:

113	A	Texas Tech	62 59	69	A	TCU	59 64
76	H	Kansas St.	76 58	20	H	Oklahoma	84 81
95	A	Kansas	74 63	52	H	Iowa St.	57 58
48	A	Oklahoma St.	60 66	2	A	Baylor	58 75
2	H	Baylor	68 70	113	H	Texas Tech	55 44
76	A	Kansas St.	57 66	20	A	Oklahoma	59 70

Non-Div I Games:

Texas

■ Loss, 
 ■ Non-Conf, 
 ■ S Site, 
 ■ Home 
 ■ A Away 
 N Neutral

Average RPI Win:	142	WON-LOST	WINNING	LAST 10	STRENGTH OF	OPP. STRENGTH	TEAM	ADJ.	CONF.	ADJ CONF.
Average RPI Loss:	27	RECORD	PCT. RANK	GAMES	SCHEDULE	OF SCHEDULE	RPI	RPI	RPI	RPI
DIV. I ONLY	22- 6	28	7- 3	40	33	19	19	2	2	
DIV. I NON-CONF.	12- 2	26	0- 0	161	77	41	41	5	5	
TOTALS	RPI 1-25	RPI 26-50	W-L RECORDS	RPI 51-100	RPI 101-150	RPI 150+				
22- 6	2- 3	3- 2	OVERALL	3- 1	4- 0	10- 0				
14- 0	1- 0	2- 0	HOME	1- 0	2- 0	8- 0				
6- 5	1- 2	1- 2	AWAY	2- 1	1- 0	1- 0				
2- 1	0- 1	0- 0	NEUTRAL	0- 0	1- 0	1- 0				
12- 2	1- 1	0- 1	NON-CONFERENCE	2- 0	1- 0	8- 0				
7- 0	1- 0	0- 0	HOME	0- 0	0- 0	6- 0				
3- 1	0- 0	0- 1	AWAY	2- 0	0- 0	1- 0				
2- 1	0- 1	0- 0	NEUTRAL	0- 0	1- 0	1- 0				
10- 4	1- 2	3- 1	CONFERENCE	1- 1	3- 0	2- 0				
7- 0	0- 0	2- 0	HOME	1- 0	2- 0	2- 0				
3- 4	1- 2	1- 1	AWAY	0- 1	1- 0	0- 0				
0- 0	0- 0	0- 0	NEUTRAL	0- 0	0- 0	0- 0				

RPI 1-25				Team's RPI: 19		RPI 26-50				RPI 51-100				RPI 101+			
RPI	S	Opponent	Score	RPI	S	Opponent	Score	RPI	S	Opponent	Score	RPI	S	Opponent	Score		
1	A	Tennessee	58 81	29	A	Washington	49 70	51	A	DePaul	76 68	102	H	Ole Miss	58 49		
4	A	South Carolina	61 79	32	A	Mississippi St.	61 63	67	H	LSU	55 48	109	A	Missouri	55 48		
11	A	Kentucky	81 69	40	A	Arkansas	52 50	69	A	TCU	82 71	141	N	New Mexico	66 52		
14	H	Duke	63 59	40	H	Arkansas	59 55	72	A	Georgia	51 54	148	H	Florida	66 46		
21	N	Texas	65 67	49	H	Vanderbilt	75 61					154	H	Alabama	70 49		

Non-Div I Games:

Texas A&amp;M

■ Loss, 
 ■ Non-Conf, S Site, 
 ■ Home 
 ■ Away 
 N Neutral



Average RPI Win: 295		WON-LOST	WINNING	LAST 10	STRENGTH OF	OPP. STRENGTH	TEAM	ADJ.	CONF.	ADJ CONF.
Average RPI Loss: 162		RECORD	PCT. RANK	GAMES	SCHEDULE	OF SCHEDULE	RPI	RPI	RPI	RPI
DIV. I ONLY		15- 9	94	10- 0	340	326	194	194	33	33
DIV. I NON-CONF.		3- 8	263	0- 0	225	188	251	251	31	31
TOTALS	RPI 1-25		RPI 26-50		W-L RECORDS		RPI 51-100		RPI 101-150	RPI 150+
15- 9	0- 0		0- 1		OVERALL		0- 2		0- 2	15- 4
7- 1	0- 0		0- 0		HOME		0- 0		0- 1	7- 0
7- 8	0- 0		0- 0		AWAY		0- 0		0- 1	7- 0
1- 0	0- 0		0- 0		NEUTRAL		0- 0		0- 0	1- 0
3- 8	0- 0		0- 1		NON-CONFERENCE		0- 2		0- 2	3- 3
1- 1	0- 0		0- 0		HOME		0- 0		0- 1	1- 0
1- 7	0- 0		0- 1		AWAY		0- 2		0- 1	1- 3
1- 0	0- 0		0- 0		NEUTRAL		0- 0		0- 0	1- 0
12- 1	0- 0		0- 0		CONFERENCE		0- 0		0- 0	12- 1
6- 0	0- 0		0- 0		HOME		0- 0		0- 0	6- 0
6- 1	0- 0		0- 0		AWAY		0- 0		0- 0	6- 1
0- 0	0- 0		0- 0		NEUTRAL		0- 0		0- 0	0- 0

RPI 1-25				RPI 26-50				RPI 51-100				RPI 101+				Team's RPI: 194	
RPI	S	Opponent	Score	RPI	S	Opponent	Score	RPI	S	Opponent	Score	RPI	S	Opponent	Score		
				48	A	Oklahoma St.	58 77	69	A	TCU	52 69	107	A	CSUN	50 63		
								95	A	Kansas	44 69	136	H	Tulsa	64 67		
												219	A	McNeese St.	70 74		
												231	A	Prairie View	61 63		
												231	H	Prairie View	70 55		
												234	N	IUPUI	71 61		
												250	A	Southern U.	62 48		
												261	H	Rice	69 63		
												264	A	A&M-Corpus Christi	63 68		
												285	A	Jackson St.	54 46		
												285	H	Jackson St.	70 53		
												287	A	Houston Baptist	92 80		
												290	H	Alabama St.	67 51		
												293	A	Sam Houston St.	54 61		
												306	A	Grambling	67 38		
												306	H	Grambling	74 33		
												325	A	Alcorn	75 66		
												340	A	Ark.-Pine Bluff	74 45		
												340	H	Ark.-Pine Bluff	73 58		
												342	H	Alabama A&M	67 54		
												349	A	Mississippi Val.	63 52		
LAST 12 Division I GAMES:																	
				340	H	Ark.-Pine Bluff	73 58	349	A	Mississippi Val.	63 52						
				285	A	Jackson St.	54 46	340	A	Ark.-Pine Bluff	74 45						
				306	A	Grambling	67 38	285	H	Jackson St.	70 53						
				231	H	Prairie View	70 55	306	H	Grambling	74 33						
				342	H	Alabama A&M	67 54	231	A	Prairie View	61 63						
				290	H	Alabama St.	67 51	250	A	Southern U.	62 48						

Non-Div I Games:

Texas Southern

Loss, Non-Conf, S Site, H Home A Away N Neutral

Average RPI Win:	222	WON-LOST	WINNING	LAST 10	STRENGTH OF	OPP. STRENGTH	TEAM	ADJ.	CONF.	ADJ CONF.
Average RPI Loss:	115	RECORD	PCT. RANK	GAMES	SCHEDULE	OF SCHEDULE	RPI	RPI	RPI	RPI
DIV. I ONLY	13- 10	133	6- 4	171	153	131	131	14	14	
DIV. I NON-CONF.	3- 4	197	0- 0	122	148	144	144	14	14	
TOTALS	RPI 1-25	RPI 26-50	W-L RECORDS	RPI 51-100	RPI 101-150	RPI 150+				
13- 10	0- 0	0- 4	OVERALL	0- 1	1- 3	12- 2				
7- 3	0- 0	0- 1	HOME	0- 0	0- 1	7- 1				
5- 7	0- 0	0- 3	AWAY	0- 1	1- 2	4- 1				
1- 0	0- 0	0- 0	NEUTRAL	0- 0	0- 0	1- 0				
3- 4	0- 0	0- 2	NON-CONFERENCE	0- 0	0- 1	3- 1				
1- 1	0- 0	0- 0	HOME	0- 0	0- 0	1- 1				
1- 3	0- 0	0- 2	AWAY	0- 0	0- 1	1- 0				
1- 0	0- 0	0- 0	NEUTRAL	0- 0	0- 0	1- 0				
10- 6	0- 0	0- 2	CONFERENCE	0- 1	1- 2	9- 1				
6- 2	0- 0	0- 1	HOME	0- 0	0- 1	6- 0				
4- 4	0- 0	0- 1	AWAY	0- 1	1- 1	3- 1				
0- 0	0- 0	0- 0	NEUTRAL	0- 0	0- 0	3- 0				

RPI S	Opponent	Score	RPI S	Opponent	Score	RPI S	Opponent	Score	RPI S	Opponent	Score	Team's RPI: 131
38	A UALR	43 70	38	H UALR	45 65	53	A Arkansas St.	48 68	113	A Texas Tech	77 81	
39	A Stetson	57 75	48	A Oklahoma St.	37 64				118	A Troy	74 72	
									150	A La.-Lafayette	41 64	
									150	H La.-Lafayette	81 83	
									157	H Appalachian St.	67 58	
									165	A Texas-Arlington	60 53	
									165	H Texas-Arlington	65 58	
									172	H Lamar	79 72	
									174	A UTSA	57 53	
									207	H La.-Monroe	70 64	
									233	A Georgia St.	69 74	
									233	H Georgia St.	71 61	
									260	N Bethune-Cookman	51 40	
									287	H Houston Baptist	56 61	
									305	A Ga. Southern	79 65	
									305	H Ga. Southern	67 57	
									314	A South Ala.	46 44	
									314	H South Ala.	63 42	
LAST 12 Division I GAMES:												
150	A La.-Lafayette	41 64	157	H Appalachian St.	67 58							
233	H Georgia St.	71 61	305	H Ga. Southern	67 57							
165	H Texas-Arlington	65 58	165	A Texas-Arlington	60 53							
38	A UALR	43 70	53	A Arkansas St.	48 68							
314	A South Ala.	46 44	314	H South Ala.	63 42							
150	H La.-Lafayette	81 83	207	H La.-Monroe	70 64							

Non-Div I Games: Tex. A&amp;M Int'l 83 65 Tex. A&amp;M-Commerce 74 69

Texas St.

Loss, Non-Conf, S Site, H Home A Away N Neutral

Average RPI Win:	171	WON-LOST	WINNING	LAST 10	STRENGTH OF	OPP. STRENGTH	TEAM	ADJ.	CONF.	ADJ CONF.
Average RPI Loss:	53	RECORD	PCT. RANK	GAMES	SCHEDULE	OF SCHEDULE	RPI	RPI	RPI	RPI
DIV. I ONLY	15- 12	143	3- 7	65	38	113	113	1	1	
DIV. I NON-CONF.	10- 2	31	0- 0	233	244	96	96	1	1	
TOTALS	RPI 1-25	RPI 26-50	W-L RECORDS	RPI 51-100	RPI 101-150	RPI 150+				
15- 12	0- 5	0- 1	OVERALL	5- 5	1- 1	9- 0				
13- 5	0- 3	0- 0	HOME	3- 2	1- 0	9- 0				
2- 5	0- 2	0- 1	AWAY	2- 2	0- 0	0- 0				
0- 2	0- 0	0- 0	NEUTRAL	0- 1	0- 1	0- 0				
10- 2	0- 0	0- 0	NON-CONFERENCE	0- 1	1- 1	9- 0				
10- 0	0- 0	0- 0	HOME	0- 0	1- 0	9- 0				
0- 0	0- 0	0- 0	AWAY	0- 0	0- 0	0- 0				
0- 2	0- 0	0- 0	NEUTRAL	0- 1	0- 1	0- 0				
5- 10	0- 5	0- 1	CONFERENCE	5- 4	0- 0	0- 0				
3- 5	0- 3	0- 0	HOME	3- 2	0- 0	0- 0				
2- 5	0- 2	0- 1	AWAY	2- 2	0- 0	0- 0				
0- 0	0- 0	0- 0	NEUTRAL	0- 0	0- 0	0- 0				

RPI	S	Opponent	Score	RPI	S	Opponent	Score	RPI	S	Opponent	Score	RPI	S	Opponent	Score	Team's RPI: 113
2	H	Baylor	60 67	48	A	Oklahoma St.	35 66	52	H	Iowa St.	71 58	103	N	Purdue	53 69	
20	A	Oklahoma	64 70					64	A	West Virginia	55 45	131	H	Texas St.	81 77	
20	H	Oklahoma	58 75					64	H	West Virginia	73 57	174	H	UTSA	64 48	
21	A	Texas	44 55					68	N	North Carolina St.	42 75	186	H	Arizona	57 54	
21	H	Texas	59 62					69	A	TCU	60 71	211	H	Jacksonville St.	67 59	
								69	H	TCU	52 37	216	H	Tex.-Pan American	50 42	
								76	A	Kansas St.	74 68	220	H	Nicholls St.	76 49	
								76	H	Kansas St.	38 41	245	H	Abilene Christian	61 44	
								95	A	Kansas	67 71	273	H	Houston	60 54	
								95	H	Kansas	66 68	287	H	Houston Baptist	60 59	
												297	H	Morgan St.	65 57	
LAST 12 Division I GAMES:																
21	H	Texas	59 62	76	H	Kansas St.	38 41									
2	H	Baylor	60 67	64	H	West Virginia	73 57									
76	A	Kansas St.	74 68	20	A	Oklahoma	64 70									
52	H	Iowa St.	71 58	95	H	Kansas	66 68									
69	A	TCU	60 71	21	A	Texas	44 55									
95	A	Kansas	67 71	64	A	West Virginia	55 45									

Non-Div I Games:

Texas Tech

■ Loss, 
■ Non-Conf, 
■ S Site, 
■ H Home 
■ A Away 
N Neutral

Through Games of Feb. 11, 1918				Through Games of Feb. 11, 1918						
Average RPI Win: 240		WON-LOST	WINNING	LAST 10	STRENGTH OF	OPP. STRENGTH	TEAM	ADJ.	CONF.	ADJ CONF.
Average RPI Loss: 119		RECORD	PCT. RANK	GAMES	SCHEDULE	OF SCHEDULE	RPI	RPI	RPI	RPI
DIV. I ONLY		13- 10	133	6- 4	216	196	165	165	14	14
DIV. I NON-CONF.		4- 3	136	0- 0	211	300	151	151	14	14
TOTALS		RPI 1-25	RPI 26-50		W-L RECORDS		RPI 51-100	RPI 101-150	RPI 150+	
13- 10	0- 0	0- 1		OVERALL		0- 3	3- 3		10- 3	
8- 4	0- 0	0- 0		HOME		0- 1	2- 1		6- 2	
5- 6	0- 0	0- 0		AWAY		0- 1	1- 0		4- 1	
0- 0	0- 0	0- 0		NEUTRAL		0- 0	0- 0		0- 0	
4- 3	0- 0	0- 0		NON-CONFERENCE		0- 2	0- 0		4- 1	
2- 1	0- 0	0- 0		HOME		0- 0	0- 0		2- 1	
2- 2	0- 0	0- 0		AWAY		0- 2	0- 0		2- 0	
0- 0	0- 0	0- 0		NEUTRAL		0- 0	0- 0		0- 0	
9- 7	0- 0	0- 1		CONFERENCE		0- 1	3- 3		6- 2	
6- 3	0- 0	0- 0		HOME		0- 1	2- 1		4- 1	
3- 4	0- 0	0- 1		AWAY		0- 0	1- 2		2- 1	
0- 0	0- 0	0- 0		NEUTRAL		0- 0	0- 0		0- 0	

RPI 1-25				RPI 26-50				RPI 51-100				RPI 101+				Team's RPI: 165	
RPI	S	Opponent	Score	RPI	S	Opponent	Score	RPI	S	Opponent	Score	RPI	S	Opponent	Score		
				38	A	UALR	38 66	53	H	Arkansas St.	77 80	118	A	Troy	63 70		
								54	A	Wichita St.	61 71	118	H	Troy	70 67		
								76	A	Kansas St.	41 45	131	A	Texas St.	58 65		
												131	H	Texas St.	53 60		
												150	A	La.-Lafayette	57 51		
												150	H	La.-Lafayette	56 42		
												157	H	Appalachian St.	55 45		
												174	H	UTSA	55 63		
												207	A	La.-Monroe	51 56		
												207	H	La.-Monroe	51 63		
												233	A	Georgia St.	45 39		
												233	H	Georgia St.	57 45		
												264	A	A&M-Corpus Christi	42 28		
												274	H	Northern Ariz.	80 62		
												287	H	Houston Baptist	83 73		
												305	H	Ga. Southern	64 52		
												314	A	South Ala.	63 46		
												314	H	South Ala.	59 49		
												321	A	North Texas	46 38		
LAST 12 Division I GAMES:																	
				150	H	La.-Lafayette	56 42	233	H	Georgia St.	57 45						
				157	H	Appalachian St.	55 45	38	A	UALR	38 66						
				314	A	South Ala.	63 46	207	A	La.-Monroe	51 56						
				131	A	Texas St.	58 65	131	H	Texas St.	53 60						
				150	A	La.-Lafayette	57 51	233	A	Georgia St.	45 39						
				118	H	Troy	70 67	53	H	Arkansas St.	77 80						

Texas-Arlington

## Toledo

Through Games Of Feb. 22, 2015

Average RPI Win: <b>192</b>	WON-LOST	WINNING	LAST 10	STRENGTH OF	OPP. STRENGTH	TEAM	ADJ.	CONF.	ADJ CONF.
Average RPI Loss: <b>111</b>	RECORD	PCT. RANK	GAMES	SCHEDULE	OF SCHEDULE	RPI	RPI	RPI	RPI
DIV. I ONLY	<b>14- 10</b>	<b>119</b>	<b>4- 2</b>	<b>138</b>	<b>130</b>	<b>114</b>	<b>114</b>	<b>16</b>	<b>16</b>
DIV. I NON-CONF.	<b>6- 4</b>	<b>132</b>	<b>1- 0</b>	<b>198</b>	<b>39</b>	<b>121</b>	<b>121</b>	<b>17</b>	<b>17</b>
TOTALS	RPI 1-25	RPI 26-50	W-L RECORDS	RPI 51-100	RPI 101-150	RPI 150+			
14- 10	0- 1	0- 0	OVERALL	1- 3	4- 3	9- 3			
6- 4	0- 0	0- 0	HOME	0- 1	1- 1	5- 2			
4- 6	0- 1	0- 0	AWAY	1- 2	1- 2	2- 1			
4- 0	0- 0	0- 0	NEUTRAL	0- 0	2- 0	2- 0			
6- 4	0- 1	0- 0	NON-CONFERENCE	0- 0	3- 2	3- 1			
2- 1	0- 0	0- 0	HOME	0- 0	1- 0	1- 1			
0- 3	0- 1	0- 0	AWAY	0- 0	0- 2	0- 0			
4- 0	0- 0	0- 0	NEUTRAL	0- 0	2- 0	2- 0			
8- 6	0- 0	0- 0	CONFERENCE	1- 3	1- 1	6- 2			
4- 3	0- 0	0- 0	HOME	0- 1	0- 1	4- 1			
4- 3	0- 0	0- 0	AWAY	1- 2	1- 0	2- 1			
0- 0	0- 0	0- 0	NEUTRAL	0- 0	0- 0	0- 0			

RPI 1-25				RPI 26-50				RPI 51-100				RPI 101+ Team's RPI: 114			
RPI	S	Opponent	Score	RPI	S	Opponent	Score	RPI	S	Opponent	Score	RPI	S	Opponent	Score
15	A	Dayton	57 <b>79</b>					58	A	Ohio	58 <b>65</b>	103	A	Purdue	48 <b>66</b>
								75	A	Akron	56 <b>82</b>	106	N	Virginia	64 62
								75	H	Akron	101 <b>102</b>	108	A	Cleveland St.	71 <b>81</b>
								89	A	Western Mich.	65 46	119	H	Ball St.	61 <b>69</b>
												130	N	Southern Ill.	64 48
												133	A	Central Mich.	61 46
												135	H	St. Bonaventure	64 58
												161	A	Eastern Mich.	81 72
												161	H	Eastern Mich.	61 <b>75</b>
												162	A	Buffalo	61 <b>68</b>
												162	H	Buffalo	75 63
												186	N	Arizona	69 54
												189	H	Idaho	80 67
												237	H	Detroit	72 <b>83</b>
												253	H	Northern Ill.	73 57
												280	N	Nevada	65 56
												286	H	Miami (OH)	63 53
												288	H	Kent St.	67 49
												294	A	Bowling Green	64 48
LAST 12 Division I GAMES:															
186	N	Arizona	69 54	162	A	Buffalo	61 <b>68</b>								
161	A	Eastern Mich.	81 72	294	A	Bowling Green	64 48								
253	H	Northern Ill.	73 57	161	H	Eastern Mich.	61 <b>75</b>								
75	A	Akron	56 <b>82</b>	162	H	Buffalo	75 63								
133	A	Central Mich.	61 46	89	A	Western Mich.	65 46								
119	H	Ball St.	61 <b>69</b>	75	H	Akron	101 <b>102</b>								

Non-Div I Games: Wis.-Parkside 70 43

Toledo

■ Loss, 
 ■ Non-Conf, 
 ■ S Site, 
 ■ Home 
 ■ A Away 
 N Neutral

Average RPI Win: <b>255</b>	WON-LOST	WINNING	LAST 10	STRENGTH OF	OPP. STRENGTH	TEAM	ADJ.	CONF.	ADJ CONF.
Average RPI Loss: <b>127</b>	RECORD	PCT. RANK	GAMES	SCHEDULE	OF SCHEDULE	RPI	RPI	RPI	RPI
DIV. I ONLY	<b>10- 18</b>	<b>259</b>	<b>3- 7</b>	<b>184</b>	<b>127</b>	<b>242</b>	<b>242</b>	<b>13</b>	<b>13</b>
DIV. I NON-CONF.	<b>4- 8</b>	<b>234</b>	<b>0- 0</b>	<b>171</b>	<b>171</b>	<b>225</b>	<b>225</b>	<b>11</b>	<b>11</b>
TOTALS	RPI 1-25	RPI 26-50	W-L RECORDS	RPI 51-100	RPI 101-150	RPI 150+			
10- 18	0- 4	0- 0	OVERALL	0- 3	0- 4	10- 7			
6- 7	0- 2	0- 0	HOME	0- 2	0- 2	6- 1			
4- 9	0- 2	0- 0	AWAY	0- 1	0- 1	4- 4			
0- 2	0- 0	0- 0	NEUTRAL	0- 0	0- 1	0- 1			
4- 8	0- 2	0- 0	NON-CONFERENCE	0- 0	0- 2	4- 4			
2- 2	0- 1	0- 0	HOME	0- 0	0- 1	2- 0			
2- 4	0- 1	0- 0	AWAY	0- 0	0- 0	2- 3			
0- 2	0- 0	0- 0	NEUTRAL	0- 0	0- 1	0- 1			
6- 10	0- 2	0- 0	CONFERENCE	0- 3	0- 2	6- 3			
4- 5	0- 1	0- 0	HOME	0- 2	0- 1	4- 1			
2- 5	0- 1	0- 0	AWAY	0- 1	0- 1	2- 2			
0- 0	0- 0	0- 0	NEUTRAL	0- 0	0- 0	0- 0			

RPI 1-25				RPI 26-50				RPI 51-100				RPI 101+ Team's RPI: 242			
RPI	S	Opponent	Score	RPI	S	Opponent	Score	RPI	S	Opponent	Score	RPI	S	Opponent	Score
6	A	Maryland	52 <b>81</b>					71	H	Drexel	52 <b>66</b>	120	A	Elon	43 <b>58</b>
17	H	George Washington	48 <b>82</b>					91	A	Hofstra	48 <b>62</b>	120	H	Elon	70 <b>84</b>
23	A	James Madison	66 <b>67</b>					91	H	Hofstra	42 <b>58</b>	121	N	Rhode Island	49 <b>60</b>
23	H	James Madison	64 <b>79</b>									149	H	North Dakota	52 <b>54</b>
												170	H	William & Mary	77 69
												176	N	La Salle	49 <b>62</b>
												184	A	Delaware	54 <b>72</b>
												184	H	Delaware	56 49
												201	A	Penn St.	64 <b>71</b>
												205	A	Wake Forest	64 <b>74</b>
												209	A	Navy	51 <b>55</b>
												229	H	George Mason	72 70
												243	A	UNCW	63 <b>71</b>
												243	H	UNCW	71 <b>73</b>
												269	H	Rider	53 51
												270	A	Col. of Charleston	56 52
												270	H	Col. of Charleston	71 49
												272	A	UMBC	59 54
												278	A	Loyola Maryland	63 50
												306	A	Northeastern	72 64
												306	H	Northeastern	65 61
LAST 12 Division I GAMES:															
243	H	UNCW	71 <b>73</b>	270	H	Col. of Charleston	71 49								
91	A	Hofstra	48 <b>62</b>	184	A	Delaware	54 <b>72</b>								
71	H	Drexel	52 <b>66</b>	243	A	UNCW	63 <b>71</b>								
23	H	James Madison	64 <b>79</b>	306	H	Northeastern	65 61								
306	A	Northeastern	72 64	120	A	Elon	43 <b>58</b>								
120	H	Elon	70 <b>84</b>	270	A	Col. of Charleston	56 52								

Non-Div I Games:

Towson

■ Loss, 
■ Non-Conf, 
■ S Site, 
■ H Home 
■ A Away 
N Neutral

Average RPI Win:	219	WON-LOST	WINNING	LAST 10	STRENGTH OF	OPP. STRENGTH	TEAM	ADJ.	CONF.	ADJ CONF.
Average RPI Loss:	134	RECORD	PCT. RANK	GAMES	SCHEDULE	OF SCHEDULE	RPI	RPI	RPI	RPI
DIV. I ONLY	17- 9	83	6- 4	227	174	118	118	14	14	
DIV. I NON-CONF.	5- 4	139	0- 0	325	304	223	223	14	14	
TOTALS	RPI 1-25	RPI 26-50	W-L RECORDS	RPI 51-100	RPI 101-150	RPI 150+				
17- 9	0- 0	1- 1	OVERALL	0- 2	2- 1	14- 5				
10- 3	0- 0	1- 0	HOME	0- 1	1- 1	8- 1				
7- 6	0- 0	0- 1	AWAY	0- 1	1- 0	6- 4				
0- 0	0- 0	0- 0	NEUTRAL	0- 0	0- 0	0- 0				
5- 4	0- 0	0- 0	NON-CONFERENCE	0- 0	0- 0	5- 4				
3- 1	0- 0	0- 0	HOME	0- 0	0- 0	3- 1				
2- 3	0- 0	0- 0	AWAY	0- 0	0- 0	2- 3				
0- 0	0- 0	0- 0	NEUTRAL	0- 0	0- 0	0- 0				
12- 5	0- 0	1- 1	CONFERENCE	0- 2	2- 1	9- 1				
7- 2	0- 0	1- 0	HOME	0- 1	1- 1	5- 0				
5- 3	0- 0	0- 1	AWAY	0- 1	1- 0	4- 1				
0- 0	0- 0	0- 0	NEUTRAL	0- 0	0- 0	0- 0				

RPI 1-25				RPI 26-50				RPI 51-100				RPI 101+				Team's RPI: 118	
RPI	S	Opponent	Score	RPI	S	Opponent	Score	RPI	S	Opponent	Score	RPI	S	Opponent	Score		
				38	A	UALR	56 82	53	A	Arkansas St.	72 91	131	H	Texas St.	72 74		
				38	H	UALR	65 62	53	H	Arkansas St.	76 82	150	A	La.-Lafayette	60 55		
												150	H	La.-Lafayette	68 63		
												157	A	Appalachian St.	108 87		
												157	H	Appalachian St.	91 87		
												164	A	Auburn	54 71		
												165	A	Texas-Arlington	67 70		
												165	H	Texas-Arlington	70 63		
												178	A	Clemson	73 82		
												180	H	Savannah St.	80 83		
												193	H	Samford	76 67		
												200	A	Tennessee St.	75 71		
												207	A	La.-Monroe	82 77		
												207	H	La.-Monroe	90 51		
												233	A	Georgia St.	96 87		
												244	A	Evansville	85 94		
												290	H	Alabama St.	70 50		
												305	A	Ga. Southern	99 93		
												305	H	Ga. Southern	84 74		
												314	H	South Ala.	78 67		
												319	H	Southeastern La.	80 78		
												334	A	Florida A&M	65 59		
LAST 12 Division I GAMES:																	
				38	H	UALR	65 62	165	A	Texas-Arlington	67 70						
				305	A	Ga. Southern	99 93	207	H	La.-Monroe	90 51						
				150	H	La.-Lafayette	68 63	53	H	Arkansas St.	76 82						
				314	H	South Ala.	78 67	38	A	UALR	56 82						
				157	A	Appalachian St.	108 87	157	H	Appalachian St.	91 87						
				53	A	Arkansas St.	72 91	305	H	Ga. Southern	84 74						

Non-Div I Games:

Troy

Average RPI Win:	183	WON-LOST	WINNING	LAST 10	STRENGTH OF	OPP. STRENGTH	TEAM	ADJ.	CONF.	ADJ CONF.
Average RPI Loss:	44	RECORD	PCT. RANK	GAMES	SCHEDULE	OF SCHEDULE	RPI	RPI	RPI	RPI
DIV. I ONLY	20- 7	42	5- 3	77	89	47	47	7	7	
DIV. I NON-CONF.	9- 2	35	1- 0	21	127	23	23	7	7	
TOTALS	RPI 1-25	RPI 26-50	W-L RECORDS	RPI 51-100	RPI 101-150	RPI 150+				
20- 7	0- 4	1- 1	OVERALL	4- 1	2- 0	13- 1				
11- 3	0- 2	0- 0	HOME	2- 1	1- 0	8- 0				
8- 3	0- 2	1- 0	AWAY	2- 0	0- 0	5- 1				
1- 1	0- 0	0- 1	NEUTRAL	0- 0	1- 0	0- 0				
9- 2	0- 1	1- 1	NON-CONFERENCE	3- 0	1- 0	4- 0				
5- 1	0- 1	0- 0	HOME	2- 0	0- 0	3- 0				
3- 0	0- 0	1- 0	AWAY	1- 0	0- 0	1- 0				
1- 1	0- 0	0- 1	NEUTRAL	0- 0	1- 0	0- 0				
11- 5	0- 3	0- 0	CONFERENCE	1- 1	1- 0	9- 1				
6- 2	0- 1	0- 0	HOME	0- 1	1- 0	5- 0				
5- 3	0- 2	0- 0	AWAY	1- 0	0- 0	4- 1				
0- 0	0- 0	0- 0	NEUTRAL	0- 0	0- 0	0- 0				

RPI	S	Opponent	Score	RPI	S	Opponent	Score	RPI	S	Opponent	Score	RPI	S	Opponent	Score
5	A	UConn	39 87	30	N	Western Ky.	64 69	56	H	Miami (FL)	70 65	111	N	UNI	71 48
13	H	Florida St.	54 65	38	A	UALR	74 58	62	A	East Carolina	76 63	136	H	Tulsa	73 34
24	A	South Fla.	45 64					62	H	East Carolina	63 67	151	A	Temple	58 69
24	H	South Fla.	40 53					67	A	LSU	51 45	151	H	Temple	77 63
								68	H	North Carolina St.	60 51	158	H	Memphis	75 65
												193	H	Samford	58 56
												219	A	McNeese St.	75 55
												220	H	Nicholls St.	77 44
												239	A	SMU	84 60
												239	H	SMU	60 58
												263	A	UCF	71 70
												263	H	UCF	66 55
												273	A	Houston	63 46
												273	H	Houston	70 40
												277	A	Cincinnati	60 50
												349	H	Mississippi Val.	87 47
LAST 12 Division I GAMES:															
111	N	UNI	71 48	239	A	SMU	84 60	62	H	East Carolina	63 67				
158	H	Memphis	75 65	273	A	Houston	63 46	24	A	South Fla.	45 64				
151	A	Temple	58 69	136	H	Tulsa	73 34	239	H	SMU	60 58				
5	A	UConn	39 87												
263	H	UCF	66 55												
151	H	Temple	77 63												

Non-Div I Games:

Tulane



Average RPI Win:	218	WON-LOST	WINNING	LAST 10	STRENGTH OF	OPP. STRENGTH	TEAM	ADJ.	CONF.	ADJ CONF.
Average RPI Loss:	81	RECORD	PCT. RANK	GAMES	SCHEDULE	OF SCHEDULE	RPI	RPI	RPI	RPI
DIV. I ONLY	14- 12	154	7- 3	124	92	136	136	7	7	
DIV. I NON-CONF.	5- 6	177	0- 0	142	158	181	181	7	7	
TOTALS	RPI 1-25	RPI 26-50	W-L RECORDS	RPI 51-100	RPI 101-150	RPI 150+				
14- 12	0- 3	0- 3	OVERALL	1- 2	0- 1	13- 3				
8- 6	0- 1	0- 2	HOME	0- 1	0- 1	8- 1				
5- 6	0- 2	0- 1	AWAY	1- 1	0- 0	4- 2				
1- 0	0- 0	0- 0	NEUTRAL	0- 0	0- 0	1- 0				
5- 6	0- 0	0- 2	NON-CONFERENCE	0- 1	0- 1	5- 2				
2- 4	0- 0	0- 2	HOME	0- 0	0- 1	2- 1				
2- 2	0- 0	0- 0	AWAY	0- 1	0- 0	2- 1				
1- 0	0- 0	0- 0	NEUTRAL	0- 0	0- 0	1- 0				
9- 6	0- 3	0- 1	CONFERENCE	1- 1	0- 0	8- 1				
6- 2	0- 1	0- 0	HOME	0- 1	0- 0	6- 0				
3- 4	0- 2	0- 1	AWAY	1- 0	0- 0	2- 1				
0- 0	0- 0	0- 0	NEUTRAL	0- 0	0- 0	0- 0				

RPI	S	Opponent	Score	RPI	S	Opponent	Score	RPI	S	Opponent	Score	RPI	S	Opponent	Score	Team's RPI: 136
5	A	UConn	60 98	38	H	UALR	59 66	56	A	Miami (FL)	57 69	111	H	UNI	66 69	
5	H	UConn	46 92	40	H	Arkansas	53 64	62	A	East Carolina	74 63	151	H	Temple	75 67	
24	A	South Fla.	46 79	47	A	Tulane	34 73	62	H	East Carolina	68 77	155	H	Saint Louis	58 63	
												158	H	Memphis	79 69	
												162	N	Buffalo	87 77	
												168	A	Oral Roberts	71 73	
												172	H	Lamar	73 69	
												194	A	Texas Southern	67 64	
												239	A	SMU	72 59	
												239	H	SMU	74 58	
												255	A	Valparaiso	87 63	
												263	A	UCF	70 76	
												263	H	UCF	70 61	
												273	A	Houston	67 51	
												273	H	Houston	74 52	
												277	H	Cincinnati	74 52	
												333	H	New Orleans	78 55	
LAST 12 Division I GAMES:																
5	H	UConn	46 92	239	H	SMU	74 58									
24	A	South Fla.	46 79	62	A	East Carolina	74 63									
239	A	SMU	72 59	47	A	Tulane	34 73									
151	H	Temple	75 67	273	H	Houston	74 52									
273	A	Houston	67 51	62	H	East Carolina	68 77									
263	H	UCF	70 61	158	H	Memphis	79 69									

Non-Div I Games:

Tulsa

■ Loss, 
■ Non-Conf, 
■ S Site, 
■ H Home 
■ A Away 
N Neutral

UAB										
Average RPI Win:	255	WON-LOST	WINNING	LAST 10	STRENGTH OF	OPP. STRENGTH	TEAM	ADJ.	CONF.	ADJ CONF.
Average RPI Loss:	129	RECORD	PCT. RANK	GAMES	SCHEDULE	OF SCHEDULE	RPI	RPI	RPI	RPI
DIV. I ONLY	14- 12	154	6- 4	304	151	208	208	17	17	
DIV. I NON-CONF.	6- 5	145	0- 0	347	184	274	274	18	18	
-----										
TOTALS	RPI 1-25	RPI 26-50	W-L RECORDS	RPI 51-100	RPI 101-150	RPI 150+				
14- 12	0- 1	0- 2	OVERALL	1- 2	1- 3	12- 4				
9- 3	0- 0	0- 1	HOME	1- 1	0- 1	8- 0				
4- 9	0- 1	0- 1	AWAY	0- 1	1- 2	3- 4				
1- 0	0- 0	0- 0	NEUTRAL	0- 0	0- 0	1- 0				
6- 5	0- 1	0- 0	NON-CONFERENCE	0- 1	0- 0	6- 3				
4- 1	0- 0	0- 0	HOME	0- 1	0- 0	4- 0				
1- 4	0- 1	0- 0	AWAY	0- 0	0- 0	1- 3				
1- 0	0- 0	0- 0	NEUTRAL	0- 0	0- 0	1- 0				
8- 7	0- 0	0- 2	CONFERENCE	1- 1	1- 3	6- 1				
5- 2	0- 0	0- 1	HOME	1- 0	0- 1	4- 0				
3- 5	0- 0	0- 1	AWAY	0- 1	1- 2	2- 1				
0- 0	0- 0	0- 0	NEUTRAL	0- 0	0- 0	0- 0				

RPI 1-25				RPI 26-50				RPI 51-100				RPI 101+ Team's RPI: 208			
RPI	S	Opponent	Score	RPI	S	Opponent	Score	RPI	S	Opponent	Score	RPI	S	Opponent	Score
13	A	Florida St.	62 92	30	A	Western Ky.	51 59	96	H	Richmond	65 71	124	A	Marshall	52 71
				50	H	Middle Tenn.	68 76	97	A	Southern Miss.	39 44	125	A	Louisiana Tech	63 54
								97	H	Southern Miss.	62 49	125	H	Louisiana Tech	55 61
												142	A	Old Dominion	46 58
												174	H	UTSA	73 57
												186	A	Arizona	44 49
												190	A	Charlotte	60 52
												193	A	Samford	41 70
												223	A	Fla. Atlantic	56 66
												246	H	UTEP	67 52
												257	H	Lipscomb	72 54
												261	H	Rice	75 59
												271	A	Loyola Marymount	61 66
												275	N	UC Irvine	69 65
												308	A	Loyola Chicago	61 51
												314	H	South Ala.	73 43
												321	H	North Texas	74 40
												325	H	Alcorn	57 43
												337	A	FIU	68 45
												340	H	Ark.-Pine Bluff	65 56
LAST 12 Division I GAMES:															
124	A	Marshall	52 71	174	H	UTSA	73 57								
30	A	Western Ky.	51 59	246	H	UTEP	67 52								
261	H	Rice	75 59	142	A	Old Dominion	46 58								
321	H	North Texas	74 40	190	A	Charlotte	60 52								
97	A	Southern Miss.	39 44	97	H	Southern Miss.	62 49								
125	A	Louisiana Tech	63 54	125	H	Louisiana Tech	55 61								

Non-Div I Games:

UAB

■ Loss, 
 ■ Non-Conf, 
 ■ S Site, 
 ■ H Home 
 ■ A Away 
 N Neutral

Average RPI Win: <b>179</b>	WON-LOST	WINNING	LAST 10	STRENGTH OF	OPP. STRENGTH	TEAM	ADJ.	CONF.	ADJ CONF.
Average RPI Loss: <b>70</b>	RECORD	PCT. RANK	GAMES	SCHEDULE	OF SCHEDULE	RPI	RPI	RPI	RPI
DIV. I ONLY	22- 4	20	8- 2	168	91	38	38	14	14
DIV. I NON-CONF.	7- 2	47	0- 0	76	24	33	33	14	14
TOTALS	RPI 1-25	RPI 26-50	W-L RECORDS	RPI 51-100	RPI 101-150	RPI 150+			
22- 4	1- 0	0- 1	OVERALL	2- 2	5- 1	14- 0			
12- 1	1- 0	0- 1	HOME	1- 0	3- 0	7- 0			
10- 3	0- 0	0- 0	AWAY	1- 2	2- 1	7- 0			
0- 0	0- 0	0- 0	NEUTRAL	0- 0	0- 0	0- 0			
7- 2	1- 0	0- 1	NON-CONFERENCE	1- 1	1- 0	4- 0			
3- 1	1- 0	0- 1	HOME	0- 0	0- 0	2- 0			
4- 1	0- 0	0- 0	AWAY	1- 1	1- 0	2- 0			
0- 0	0- 0	0- 0	NEUTRAL	0- 0	0- 0	0- 0			
15- 2	0- 0	0- 0	CONFERENCE	1- 1	4- 1	10- 0			
9- 0	0- 0	0- 0	HOME	1- 0	3- 0	5- 0			
6- 2	0- 0	0- 0	AWAY	0- 1	1- 1	5- 0			
0- 0	0- 0	0- 0	NEUTRAL	0- 0	0- 0	0- 0			

RPI 1-25				RPI 26-50				Team's RPI: 38		RPI 51-100				RPI 101+			
RPI	S	Opponent	Score	RPI	S	Opponent	Score		RPI	S	Opponent	Score	RPI	S	Opponent	Score	
20	H	Oklahoma	66 62	47	H	Tulane	58 74		53	A	Arkansas St.	69 70	118	A	Troy	62 65	
									53	H	Arkansas St.	63 61	118	H	Troy	82 56	
									61	A	South Dakota St.	42 67	131	A	Texas St.	65 45	
									67	A	LSU	70 54	131	H	Texas St.	70 43	
													136	A	Tulsa	66 59	
													150	H	La.-Lafayette	67 41	
													157	A	Appalachian St.	63 49	
													157	H	Appalachian St.	69 48	
													158	A	Memphis	66 59	
													165	H	Texas-Arlington	66 38	
													168	H	Oral Roberts	54 43	
													171	H	Missouri St.	61 48	
													207	A	La.-Monroe	79 41	
													207	H	La.-Monroe	68 44	
													233	A	Georgia St.	75 55	
													261	A	Rice	55 40	
													305	A	Ga. Southern	58 44	
													305	H	Ga. Southern	60 43	
													314	A	South Ala.	56 34	
													314	H	South Ala.	71 37	
LAST 12 Division I GAMES:																	
				118	A	Troy	62 65		305	A	Ga. Southern	58 44					
				53	H	Arkansas St.	63 61		53	A	Arkansas St.	69 70					
				305	H	Ga. Southern	60 43		165	H	Texas-Arlington	66 38					
				157	A	Appalachian St.	63 49		118	H	Troy	82 56					
				131	H	Texas St.	70 43		314	A	South Ala.	56 34					
				207	H	La.-Monroe	68 44		207	A	La.-Monroe	79 41					

Non-Div I Games:

UALR

■ Loss, 
 ■ Non-Conf, 
 ■ S Site, 
 ■ H Home 
 ■ A Away 
 N Neutral

Average RPI Win:	187	WON-LOST	WINNING	LAST 10	STRENGTH OF	OPP. STRENGTH	TEAM	ADJ.	CONF.	ADJ CONF.
Average RPI Loss:	107	RECORD	PCT. RANK	GAMES	SCHEDULE	OF SCHEDULE	RPI	RPI	RPI	RPI
DIV. I ONLY	12- 11	161	7- 3	49	142	101	101	15	15	
DIV. I NON-CONF.	4- 7	220	0- 0	47	106	155	155	15	15	
TOTALS	RPI 1-25	RPI 26-50	W-L RECORDS	RPI 51-100	RPI 101-150	RPI 150+				
12- 11	0- 3	1- 1	OVERALL	1- 3	4- 1	6- 3				
7- 4	0- 1	1- 1	HOME	1- 1	2- 0	3- 1				
4- 6	0- 2	0- 0	AWAY	0- 2	2- 1	2- 1				
1- 1	0- 0	0- 0	NEUTRAL	0- 0	0- 0	1- 1				
4- 7	0- 3	1- 1	NON-CONFERENCE	0- 0	1- 0	2- 3				
2- 3	0- 1	1- 1	HOME	0- 0	0- 0	1- 1				
1- 3	0- 2	0- 0	AWAY	0- 0	1- 0	0- 1				
1- 1	0- 0	0- 0	NEUTRAL	0- 0	0- 0	1- 1				
8- 4	0- 0	0- 0	CONFERENCE	1- 3	3- 1	4- 0				
5- 1	0- 0	0- 0	HOME	1- 1	2- 0	2- 0				
3- 3	0- 0	0- 0	AWAY	0- 2	1- 1	2- 0				
0- 0	0- 0	0- 0	NEUTRAL	0- 0	0- 0	0- 0				

RPI 1-25				RPI 26-50				RPI 51-100				RPI 101+ Team's RPI: 101			
RPI	S	Opponent	Score	RPI	S	Opponent	Score	RPI	S	Opponent	Score	RPI	S	Opponent	Score
5	H	UConn	43 102	44	H	Pacific	60 53	80	A	Hawaii	60 62	107	A	CSUN	60 49
10	A	Arizona St.	51 72	46	H	St. Mary's (CA)	55 57	80	H	Hawaii	53 58	107	H	CSUN	73 67
22	A	Stanford	59 71					99	A	Long Beach St.	60 63	128	A	Sacramento St.	90 82
								99	H	Long Beach St.	83 66	140	H	UC Riverside	70 61
												143	A	Cal Poly	64 72
												206	H	San Francisco	70 73
												221	A	Cal St. Fullerton	74 67
												221	H	Cal St. Fullerton	64 59
												227	N	Santa Clara	76 79
												240	N	Southern Utah	76 53
												254	A	San Jose St.	75 89
												275	H	UC Irvine	79 69
												326	H	Utah Valley	59 49
												332	A	UC Santa Barbara	60 54
LAST 12 Division I GAMES:															
80	A	Hawaii	60 62	143	A	Cal Poly	64 72								
99	H	Long Beach St.	83 66	80	H	Hawaii	53 58								
221	A	Cal St. Fullerton	74 67	221	H	Cal St. Fullerton	64 59								
275	H	UC Irvine	79 69	140	H	UC Riverside	70 61								
107	H	CSUN	73 67	99	A	Long Beach St.	60 63								
332	A	UC Santa Barbara	60 54	107	A	CSUN	60 49								

Non-Div I Games: Menlo

77 56

UC Davis

Average RPI Win:	262	WON-LOST	WINNING	LAST 10	STRENGTH OF	OPP. STRENGTH	TEAM	ADJ.	CONF.	ADJ CONF.
Average RPI Loss:	139	RECORD	PCT. RANK	GAMES	SCHEDULE	OF SCHEDULE	RPI	RPI	RPI	RPI
DIV. I ONLY	4- 22	327	2- 8	87	255	275	275	15	15	
DIV. I NON-CONF.	2- 12	316	0- 0	150	320	294	294	15	15	
TOTALS	RPI 1-25	RPI 26-50	W-L RECORDS	RPI 51-100	RPI 101-150	RPI 150+				
4- 22	0- 0	0- 0	OVERALL	0- 8	1- 8	3- 6				
1- 8	0- 0	0- 0	HOME	0- 3	1- 2	0- 3				
2- 11	0- 0	0- 0	AWAY	0- 4	0- 6	2- 1				
1- 3	0- 0	0- 0	NEUTRAL	0- 1	0- 0	1- 2				
2- 12	0- 0	0- 0	NON-CONFERENCE	0- 4	0- 3	2- 5				
0- 4	0- 0	0- 0	HOME	0- 1	0- 1	0- 2				
1- 5	0- 0	0- 0	AWAY	0- 2	0- 2	1- 1				
1- 3	0- 0	0- 0	NEUTRAL	0- 1	0- 0	1- 2				
2- 10	0- 0	0- 0	CONFERENCE	0- 4	1- 5	1- 1				
1- 4	0- 0	0- 0	HOME	0- 2	1- 1	0- 1				
1- 6	0- 0	0- 0	AWAY	0- 2	0- 4	1- 0				
0- 0	0- 0	0- 0	NEUTRAL	0- 0	0- 0	0- 0				

RPI 1-25				RPI 26-50				RPI 51-100				RPI 101+				Team's RPI: 275	
RPI	S	Opponent	Score	RPI	S	Opponent	Score	RPI	S	Opponent	Score	RPI	S	Opponent	Score		
								59	H	San Diego	64 87	101	A	UC Davis	69 79		
								69	A	TCU	56 78	103	A	Purdue	44 69		
								79	A	South Dakota	52 96	107	A	CSUN	60 82		
								80	A	Hawaii	37 75	107	H	CSUN	63 72		
								80	H	Hawaii	50 85	123	A	Bakersfield	70 80		
								92	N	Wright St.	42 80	123	H	Bakersfield	65 68		
								99	A	Long Beach St.	40 57	140	A	UC Riverside	58 71		
								99	H	Long Beach St.	46 62	140	H	UC Riverside	76 72		
												143	A	Cal Poly	58 74		
												203	H	Pepperdine	53 76		
												208	N	UAB	65 69		
												221	H	Cal St. Fullerton	51 62		
												254	H	San Jose St.	65 91		
												274	A	Northern Ariz.	35 66		
												276	A	Grand Canyon	54 53		
												294	N	Bowling Green	54 62		
												299	N	Denver	63 55		
												332	A	UC Santa Barbara	61 58		
LAST 12 Division I GAMES:																	
107	A	CSUN	60 82	332	A	UC Santa Barbara	61 58										
80	A	Hawaii	37 75	80	H	Hawaii	50 85										
140	H	UC Riverside	76 72	107	H	CSUN	63 72										
101	A	UC Davis	69 79	221	H	Cal St. Fullerton	51 62										
99	H	Long Beach St.	46 62	140	A	UC Riverside	58 71										
143	A	Cal Poly	58 74	99	A	Long Beach St.	40 57										

Non-Div I Games: Concordia Irvine 78 72

UC Irvine

■ Loss, 
■ Non-Conf, 
■ S Site, 
■ H Home 
■ A Away 
N Neutral

Average RPI Win:	220	WON-LOST	WINNING	LAST 10	STRENGTH OF	OPP. STRENGTH	TEAM	ADJ.	CONF.	ADJ CONF.
Average RPI Loss:	114	RECORD	PCT. RANK	GAMES	SCHEDULE	OF SCHEDULE	RPI	RPI	RPI	RPI
DIV. I ONLY	16- 11	109	3- 4	237	133	140	140	15	15	
DIV. I NON-CONF.	9- 5	102	0- 1	160	180	90	90	15	15	
TOTALS	RPI 1-25	RPI 26-50	W-L RECORDS	RPI 51-100	RPI 101-150	RPI 150+				
16- 11	0- 0	0- 1	OVERALL	1- 5	4- 3	11- 2				
10- 2	0- 0	0- 1	HOME	1- 1	1- 0	8- 0				
4- 9	0- 0	0- 0	AWAY	0- 4	2- 3	2- 2				
2- 0	0- 0	0- 0	NEUTRAL	0- 0	1- 0	1- 0				
9- 5	0- 0	0- 1	NON-CONFERENCE	0- 3	2- 1	7- 0				
5- 1	0- 0	0- 1	HOME	0- 0	0- 0	5- 0				
2- 4	0- 0	0- 0	AWAY	0- 3	1- 1	1- 0				
2- 0	0- 0	0- 0	NEUTRAL	0- 0	1- 0	1- 0				
7- 6	0- 0	0- 0	CONFERENCE	1- 2	2- 2	4- 2				
5- 1	0- 0	0- 0	HOME	1- 1	1- 0	3- 0				
2- 5	0- 0	0- 0	AWAY	0- 1	1- 2	1- 2				
0- 0	0- 0	0- 0	NEUTRAL	0- 0	0- 0	0- 0				

RPI S	Opponent	Score	RPI S	Opponent	Score	RPI S	Opponent	Score	RPI S	Opponent	Score	Team's RPI: 140
29	H Washington	71 74	52	A Iowa St.	54 71	101	A UC Davis	61 70				
			57	A Fresno St.	61 73	107	A CSUN	68 56				
			80	A Hawaii	58 69	123	A Bakersfield	65 66				
			80	H Hawaii	69 72	129	N Stephen F. Austin	90 62				
			93	A UCLA	43 57	141	A New Mexico	70 62				
			99	H Long Beach St.	80 74	143	A Cal Poly	68 70				
						143	H Cal Poly	82 78				
						206	H San Francisco	66 53				
						221	A Cal St. Fullerton	49 58				
						221	H Cal St. Fullerton	77 69				
						222	H San Diego St.	64 54				
						226	N Brown	79 65				
						227	H Santa Clara	80 69				
						254	H San Jose St.	100 80				
						271	A Loyola Marymount	81 55				
						275	A UC Irvine	72 76				
						275	H UC Irvine	71 58				
						332	A UC Santa Barbara	71 65				
						332	H UC Santa Barbara	89 74				
						339	H UMKC	81 38				
LAST 12 Division I GAMES:												
52	A Iowa St.	54 71	221	H Cal St. Fullerton	77 69							
143	A Cal Poly	68 70	107	A CSUN	68 56							
332	A UC Santa Barbara	71 65	143	H Cal Poly	82 78							
275	A UC Irvine	72 76	332	H UC Santa Barbara	89 74							
80	H Hawaii	69 72	80	A Hawaii	58 69							
99	H Long Beach St.	80 74	101	A UC Davis	61 70							

Non-Div I Games:

UC Riverside

■ Loss, 
 ■ Non-Conf, 
 ■ S Site, 
 ■ Home 
 ■ A Away 
 N Neutral

Average RPI Win:	221	WON-LOST	WINNING	LAST 10	STRENGTH OF	OPP. STRENGTH	TEAM	ADJ.	CONF.	ADJ CONF.
Average RPI Loss:	157	RECORD	PCT. RANK	GAMES	SCHEDULE	OF SCHEDULE	RPI	RPI	RPI	RPI
DIV. I ONLY	1- 24	348	1- 9	180	156	332	332	15	15	
DIV. I NON-CONF.	0- 13	339	0- 0	268	141	345	345	15	15	
TOTALS	RPI 1-25	RPI 26-50	W-L RECORDS	RPI 51-100	RPI 101-150	RPI 150+				
1- 24	0- 1	0- 0	OVERALL	0- 6	0- 7	1- 10				
1- 12	0- 0	0- 0	HOME	0- 4	0- 4	1- 4				
0- 12	0- 1	0- 0	AWAY	0- 2	0- 3	0- 6				
0- 0	0- 0	0- 0	NEUTRAL	0- 0	0- 0	0- 0				
0- 13	0- 1	0- 0	NON-CONFERENCE	0- 3	0- 1	0- 8				
0- 6	0- 0	0- 0	HOME	0- 3	0- 0	0- 3				
0- 7	0- 1	0- 0	AWAY	0- 0	0- 1	0- 5				
0- 0	0- 0	0- 0	NEUTRAL	0- 0	0- 0	0- 0				
1- 11	0- 0	0- 0	CONFERENCE	0- 3	0- 6	1- 2				
1- 6	0- 0	0- 0	HOME	0- 1	0- 4	1- 1				
0- 5	0- 0	0- 0	AWAY	0- 2	0- 2	0- 1				
0- 0	0- 0	0- 0	NEUTRAL	0- 0	0- 0	0- 0				

RPI	S	Opponent	Score	RPI	S	Opponent	Score	RPI	S	Opponent	Score	RPI	S	Opponent	Score	Team's RPI: 332
22	A	Stanford	34 90					63	H	Washington St.	55 81	101	H	UC Davis	54 60	
								67	H	LSU	45 78	107	A	CSUN	48 84	
								80	A	Hawaii	43 60	107	H	CSUN	21 60	
								86	H	Army	39 61	123	A	Bakersfield	64 74	
								99	A	Long Beach St.	38 68	140	A	UC Riverside	74 89	
								99	H	Long Beach St.	44 81	140	H	UC Riverside	65 71	
												143	H	Cal Poly	41 56	
												186	A	Arizona	34 61	
												189	H	Idaho	44 47	
												203	H	Pepperdine	44 66	
												221	A	Cal St. Fullerton	50 54	
												221	H	Cal St. Fullerton	48 39	
												222	A	San Diego St.	58 64	
												227	H	Santa Clara	33 47	
												274	A	Northern Ariz.	49 67	
												275	H	UC Irvine	58 61	
												280	A	Nevada	58 71	
												324	A	Seattle	46 66	
LAST 12 Division I GAMES:																
221	H	Cal St. Fullerton	48 39	275	H	UC Irvine	58 61									
140	H	UC Riverside	65 71	221	A	Cal St. Fullerton	50 54									
107	H	CSUN	21 60	140	A	UC Riverside	74 89									
99	A	Long Beach St.	38 68	99	H	Long Beach St.	44 81									
80	A	Hawaii	43 60	107	A	CSUN	48 84									
101	H	UC Davis	54 60	143	H	Cal Poly	41 56									

Non-Div I Games:

UC Santa Barbara

■ Loss, 
■ Non-Conf, 
■ S Site, 
■ H Home 
■ A Away 
N Neutral

Average RPI Win:	233	WON-LOST	WINNING	LAST 10	STRENGTH OF	OPP. STRENGTH	TEAM	ADJ.	CONF.	ADJ CONF.
Average RPI Loss:	131	RECORD	PCT. RANK	GAMES	SCHEDULE	OF SCHEDULE	RPI	RPI	RPI	RPI
DIV. I ONLY	8- 18	277	2- 8	198	100	263	263	7	7	
DIV. I NON-CONF.	4- 7	220	0- 0	175	218	255	255	7	7	
TOTALS	RPI 1-25	RPI 26-50	W-L RECORDS	RPI 51-100	RPI 101-150	RPI 150+				
8- 18	0- 2	0- 4	OVERALL	0- 2	1- 1	7- 9				
6- 7	0- 1	0- 2	HOME	0- 1	1- 0	5- 3				
2- 11	0- 1	0- 2	AWAY	0- 1	0- 1	2- 6				
0- 0	0- 0	0- 0	NEUTRAL	0- 0	0- 0	0- 0				
4- 7	0- 0	0- 2	NON-CONFERENCE	0- 2	0- 0	4- 3				
4- 2	0- 0	0- 1	HOME	0- 1	0- 0	4- 0				
0- 5	0- 0	0- 1	AWAY	0- 1	0- 0	0- 3				
0- 0	0- 0	0- 0	NEUTRAL	0- 0	0- 0	0- 0				
4- 11	0- 2	0- 2	CONFERENCE	0- 0	1- 1	3- 6				
2- 5	0- 1	0- 1	HOME	0- 0	1- 0	1- 3				
2- 6	0- 1	0- 1	AWAY	0- 0	0- 1	2- 3				
0- 0	0- 0	0- 0	NEUTRAL	0- 0	0- 0	0- 0				

RPI	S	Opponent	Score	RPI	S	Opponent	Score	RPI	S	Opponent	Score	RPI	S	Opponent	Score	Team's RPI: 263
5	H	UConn	45 100	39	H	Stetson	49 67	75	H	Akron	64 73	136	A	Tulsa	61 70	
24	A	South Fla.	68 91	47	A	Tulane	55 66	87	A	St. John's (NY)	48 62	136	H	Tulsa	76 70	
				47	H	Tulane	70 71					151	A	Temple	57 72	
				50	A	Middle Tenn.	57 79					151	H	Temple	54 71	
												158	A	Memphis	49 65	
												158	H	Memphis	66 70	
												179	A	Iona	67 75	
												197	A	Massachusetts	62 67	
												223	H	Fla. Atlantic	94 74	
												224	H	Jacksonville	71 59	
												238	H	Oakland	98 65	
												239	A	SMU	61 57	
												239	H	SMU	60 70	
												252	H	North Florida	60 56	
												273	A	Houston	64 50	
												277	A	Cincinnati	54 70	
												277	H	Cincinnati	66 51	
												337	A	FIU	57 66	
LAST 12 Division I GAMES:																
158	A	Memphis	49 65	151	H	Temple	54 71									
277	H	Cincinnati	66 51	239	A	SMU	61 57									
47	A	Tulane	55 66	5	H	UConn	45 100									
239	H	SMU	60 70	151	A	Temple	57 72									
24	A	South Fla.	68 91	47	H	Tulane	70 71									
136	A	Tulsa	61 70	277	A	Cincinnati	54 70									

Non-Div I Games:

UCF



Average RPI Win:	165	WON-LOST	WINNING	LAST 10	STRENGTH OF	OPP. STRENGTH	TEAM	ADJ.	CONF.	ADJ CONF.
Average RPI Loss:	39	RECORD	PCT. RANK	GAMES	SCHEDULE	OF SCHEDULE	RPI	RPI	RPI	RPI
DIV. I ONLY	11- 16	233	2- 6	6	11	93	93	5	5	
DIV. I NON-CONF.	4- 7	220	1- 1	3	7	94	94	4	4	
TOTALS	RPI 1-25	RPI 26-50	W-L RECORDS	RPI 51-100	RPI 101-150	RPI 150+				
11- 16	0- 10	0- 3	OVERALL	2- 1	4- 0	5- 2				
7- 8	0- 5	0- 2	HOME	1- 0	3- 0	3- 1				
3- 6	0- 4	0- 1	AWAY	1- 0	1- 0	1- 1				
1- 2	0- 1	0- 0	NEUTRAL	0- 1	0- 0	1- 0				
4- 7	0- 5	0- 1	NON-CONFERENCE	0- 1	2- 0	2- 0				
3- 3	0- 2	0- 1	HOME	0- 0	2- 0	1- 0				
0- 2	0- 2	0- 0	AWAY	0- 0	0- 0	0- 0				
1- 2	0- 1	0- 0	NEUTRAL	0- 1	0- 0	1- 0				
7- 9	0- 5	0- 2	CONFERENCE	2- 0	2- 0	3- 2				
4- 5	0- 3	0- 1	HOME	1- 0	1- 0	2- 1				
3- 4	0- 2	0- 1	AWAY	1- 0	1- 0	1- 1				
0- 0	0- 0	0- 0	NEUTRAL	0- 0	0- 0	0- 0				

RPI 1-25				RPI 26-50				RPI 51-100 Team's RPI: 93				RPI 101+			
RPI	S	Opponent	Score	RPI	S	Opponent	Score	RPI	S	Opponent	Score	RPI	S	Opponent	Score
3	H	Notre Dame	67 82	28	A	California	64 70	56	N	Miami (FL)	67 74	126	A	Colorado	90 84
5	N	UConn	50 86	28	H	California	57 72	82	A	Southern California	59 52	126	H	Colorado	72 65
9	A	Oregon St.	64 82	34	H	Nebraska	66 71	82	H	Southern California	71 60	128	H	Sacramento St.	92 83
9	H	Oregon St.	47 65									140	H	UC Riverside	57 43
10	H	Arizona St.	56 68									167	A	Oregon	65 67
12	A	North Carolina	68 84									167	H	Oregon	46 62
21	H	Texas	65 75									186	H	Arizona	75 41
22	A	Stanford	50 68									193	N	Samford	71 52
22	H	Stanford	70 79									235	A	Utah	49 46
23	A	James Madison	87 91									235	H	Utah	58 45
												277	H	Cincinnati	66 58
LAST 12 Division I GAMES:															
186	H	Arizona	75 41	22	A	Stanford	50 68								
9	A	Oregon St.	64 82	28	A	California	64 70								
9	H	Oregon St.	47 65	235	H	Utah	58 45								
193	N	Samford	71 52	126	H	Colorado	72 65								
23	A	James Madison	87 91	167	A	Oregon	65 67								
10	H	Arizona St.	56 68	28	H	California	57 72								

Non-Div I Games:

UCLA

■ Loss, 
■ Non-Conf, S Site, 
■ Home 
■ Away 
N Neutral

Average RPI Win: <b>126</b>	WON-LOST	WINNING	LAST 10	STRENGTH OF	OPP. STRENGTH	TEAM	ADJ.	CONF.	ADJ CONF.
Average RPI Loss: <b>22</b>	RECORD	PCT. RANK	GAMES	SCHEDULE	OF SCHEDULE	RPI	RPI	RPI	RPI
DIV. I ONLY	26- 1	2	10- 0	42	42	5	5	7	7
DIV. I NON-CONF.	11- 1	11	1- 0	4	1	1	1	7	7
TOTALS	RPI 1-25	RPI 26-50	W-L RECORDS	RPI 51-100	RPI 101-150	RPI 150+			
26- 1	4- 1	3- 0	OVERALL	6- 0	3- 0	10- 0			
12- 0	3- 0	1- 0	HOME	3- 0	1- 0	4- 0			
9- 1	1- 1	0- 0	AWAY	1- 0	2- 0	5- 0			
5- 0	0- 0	2- 0	NEUTRAL	2- 0	0- 0	1- 0			
11- 1	3- 1	2- 0	NON-CONFERENCE	4- 0	1- 0	1- 0			
4- 0	2- 0	0- 0	HOME	2- 0	0- 0	0- 0			
2- 1	1- 1	0- 0	AWAY	0- 0	1- 0	0- 0			
5- 0	0- 0	2- 0	NEUTRAL	2- 0	0- 0	1- 0			
15- 0	1- 0	1- 0	CONFERENCE	2- 0	2- 0	9- 0			
8- 0	1- 0	1- 0	HOME	1- 0	1- 0	4- 0			
7- 0	0- 0	0- 0	AWAY	1- 0	1- 0	5- 0			
0- 0	0- 0	0- 0	NEUTRAL	0- 0	0- 0	0- 0			

RPI	S	Opponent	Score	RPI	S	Opponent	Score	RPI	S	Opponent	Score	RPI	S	Opponent	Score
3	A	Notre Dame	76 58	27	N	Green Bay	89 53	51	H	DePaul	98 64	101	A	UC Davis	102 43
4	H	South Carolina	87 62	47	H	Tulane	87 39	62	A	East Carolina	89 38	136	A	Tulsa	92 46
14	H	Duke	83 52	49	N	Vanderbilt	91 52	62	H	East Carolina	87 32	136	H	Tulsa	98 60
22	A	Stanford	86 88					78	H	Creighton	96 60	151	A	Temple	83 49
24	H	South Fla.	92 50					87	N	St. John's (NY)	70 54	151	H	Temple	92 58
								93	N	UCLA	86 50	158	A	Memphis	80 34
												239	A	SMU	87 28
												239	H	SMU	96 45
												263	A	UCF	100 45
												270	N	Col. of Charleston	85 24
												273	H	Houston	85 26
												277	A	Cincinnati	96 31
												277	H	Cincinnati	96 36
LAST 12 Division I GAMES:															
136	A	Tulsa	92 46	151	A	Temple	83 49								
273	H	Houston	85 26	62	H	East Carolina	87 32								
47	H	Tulane	87 39	277	A	Cincinnati	96 31								
4	H	South Carolina	87 62	263	A	UCF	100 45								
158	A	Memphis	80 34	24	H	South Fla.	92 50								
277	H	Cincinnati	96 36	151	H	Temple	92 58								

Non-Div I Games:

UConn

Average RPI Win:	283	WON-LOST	WINNING	LAST 10	STRENGTH OF	OPP. STRENGTH	TEAM	ADJ.	CONF.	ADJ CONF.
Average RPI Loss:	169	RECORD	PCT. RANK	GAMES	SCHEDULE	OF SCHEDULE	RPI	RPI	RPI	RPI
DIV. I ONLY	9- 17	264	4- 6	261	279	272	272	23	23	
DIV. I NON-CONF.	4- 8	234	0- 0	301	333	291	291	24	24	
TOTALS	RPI 1-25	RPI 26-50	W-L RECORDS	RPI 51-100	RPI 101-150	RPI 150+				
9- 17	0- 0	0- 0	OVERALL	0- 5	0- 0	9- 12				
5- 7	0- 0	0- 0	HOME	0- 2	0- 0	5- 5				
4- 10	0- 0	0- 0	AWAY	0- 3	0- 0	4- 7				
0- 0	0- 0	0- 0	NEUTRAL	0- 0	0- 0	0- 0				
4- 8	0- 0	0- 0	NON-CONFERENCE	0- 2	0- 0	4- 6				
2- 3	0- 0	0- 0	HOME	0- 0	0- 0	2- 3				
2- 5	0- 0	0- 0	AWAY	0- 2	0- 0	2- 3				
0- 0	0- 0	0- 0	NEUTRAL	0- 0	0- 0	0- 0				
5- 9	0- 0	0- 0	CONFERENCE	0- 3	0- 0	5- 6				
3- 4	0- 0	0- 0	HOME	0- 2	0- 0	3- 2				
2- 5	0- 0	0- 0	AWAY	0- 1	0- 0	2- 4				
0- 0	0- 0	0- 0	NEUTRAL	0- 0	0- 0	0- 0				

RPI	S	Opponent	Score	RPI	S	Opponent	Score	RPI	S	Opponent	Score	RPI	S	Opponent	Score	Team's RPI: 272
66	A	Penn	63	69	156	A	Bucknell	41	85							
73	A	American	51	77	163	H	Robert Morris	60	84							
83	A	Albany (NY)	68	84	169	A	Stony Brook	41	74							
83	H	Albany (NY)	62	72	169	H	Stony Brook	50	66							
84	H	Maine	42	56	173	A	Hartford	63	70							
					173	H	Hartford	53	51							
					176	A	La Salle	62	65							
					218	A	New Hampshire	45	67							
					218	H	New Hampshire	69	55							
					225	A	UMass Lowell	62	75							
					225	H	UMass Lowell	78	84							
					242	H	Towson	54	59							
					269	A	Rider	55	67							
					278	H	Loyola Maryland	81	58							
					291	A	Columbia	76	66							
					297	H	Morgan St.	46	54							
					302	A	Vermont	68	61							
					302	H	Vermont	71	64							
					320	A	Binghamton	71	55							
					328	A	UMES	87	78							
					338	H	Coppin St.	78	65							
LAST 12 Division I GAMES:																
173	H	Hartford	53	51	320	A	Binghamton	71	55							
83	A	Albany (NY)	68	84	84	H	Maine	42	56							
302	H	Vermont	71	64	83	H	Albany (NY)	62	72							
169	A	Stony Brook	41	74	173	A	Hartford	63	70							
218	H	New Hampshire	69	55	302	A	Vermont	68	61							
225	H	UMass Lowell	78	84	169	H	Stony Brook	50	66							

Non-Div I Games: Eastern 93 68

UMBC

■ Loss, 
 ■ Non-Conf, S Site, 
 ■ Home 
 ■ Away 
 N Neutral

UMES				STRENGTH OF SCHEDULE	OPP. STRENGTH OF SCHEDULE	TEAM RPI	ADJ. RPI	CONF. RPI	ADJ CONF. RPI
Average RPI Win:	286	WON-LOST RECORD	WINNING PCT. RANK						
Average RPI Loss:	228		LAST 10 GAMES						
DIV. I ONLY	9- 14	240	4- 6	345	330	328	328	31	31
DIV. I NON-CONF.	2- 7	290	0- 0	322	202	340	340	29	29
-----									
TOTALS	RPI 1-25	RPI 26-50	W-L RECORDS	RPI 51-100	RPI 101-150	RPI 150+			
9- 14	0- 0	0- 0	OVERALL	0- 2	0- 2	9- 10			
8- 4	0- 0	0- 0	HOME	0- 1	0- 1	8- 2			
1- 10	0- 0	0- 0	AWAY	0- 1	0- 1	1- 8			
0- 0	0- 0	0- 0	NEUTRAL	0- 0	0- 0	0- 0			
2- 7	0- 0	0- 0	NON-CONFERENCE	0- 1	0- 2	2- 4			
2- 3	0- 0	0- 0	HOME	0- 1	0- 1	2- 1			
0- 4	0- 0	0- 0	AWAY	0- 0	0- 1	0- 3			
0- 0	0- 0	0- 0	NEUTRAL	0- 0	0- 0	0- 0			
7- 7	0- 0	0- 0	CONFERENCE	0- 1	0- 0	7- 6			
6- 1	0- 0	0- 0	HOME	0- 0	0- 0	6- 1			
1- 6	0- 0	0- 0	AWAY	0- 1	0- 0	1- 5			
0- 0	0- 0	0- 0	NEUTRAL	0- 0	0- 0	0- 0			

RPI 1-25			RPI 26-50			RPI 51-100			RPI 101+ Team's RPI: 328		
RPI	S	Opponent	Score	RPI	S	Opponent	Score	RPI	S	Opponent	Score
								73	H	American	52 64
								98	A	Hampton	43 71
								124	A	Marshall	57 74
								127	H	VCU	50 72
								180	H	Savannah St.	61 50
								202	H	N.C. A&T	58 43
								210	A	Virginia Tech	41 63
								215	A	USC Upstate	38 60
								251	H	Monmouth	86 73
								260	A	Bethune-Cookman	65 75
								267	A	Norfolk St.	60 50
								272	H	UMBC	78 87
								279	A	South Carolina St.	58 69
								279	H	South Carolina St.	59 64
								284	A	Georgetown	75 88
								297	A	Morgan St.	62 72
								310	H	Mt. St. Mary's	58 43
								331	H	N.C. Central	71 61
								334	A	Florida A&M	54 64
								338	H	Coppin St.	66 58
								344	A	Howard	90 92
								344	H	Howard	61 54
								347	H	Delaware St.	96 59
LAST 12 Division I GAMES:											
279	A	South Carolina St.	58 69	338	H	Coppin St.	66 58				
344	H	Howard	61 54	334	A	Florida A&M	54 64				
347	H	Delaware St.	96 59	260	A	Bethune-Cookman	65 75				
267	A	Norfolk St.	60 50	279	H	South Carolina St.	59 64				
98	A	Hampton	43 71	180	H	Savannah St.	61 50				
344	A	Howard	90 92	297	A	Morgan St.	62 72				

Non-Div I Games: Cheyney 63 38

UMES

■ Loss, 
 ■ Non-Conf, 
 ■ S Site, 
 ■ Home 
 ■ A Away 
 N Neutral

Average RPI Win:	331	WON-LOST	WINNING	LAST 10	STRENGTH OF	OPP. STRENGTH	TEAM	ADJ.	CONF.	ADJ CONF.
Average RPI Loss:	217	RECORD	PCT. RANK	GAMES	SCHEDULE	OF SCHEDULE	RPI	RPI	RPI	RPI
DIV. I ONLY	6- 18	295	4- 6	336	341	339	339	30	30	
DIV. I NON-CONF.	2- 11	314	0- 1	337	342	347	347	30	30	
TOTALS	RPI 1-25	RPI 26-50	W-L RECORDS	RPI 51-100	RPI 101-150	RPI 150+				
6- 18	0- 0	0- 0	OVERALL	0- 1	0- 5	6- 12				
4- 8	0- 0	0- 0	HOME	0- 0	0- 2	4- 6				
2- 10	0- 0	0- 0	AWAY	0- 1	0- 3	2- 6				
0- 0	0- 0	0- 0	NEUTRAL	0- 0	0- 0	0- 0				
2- 11	0- 0	0- 0	NON-CONFERENCE	0- 1	0- 1	2- 9				
1- 5	0- 0	0- 0	HOME	0- 0	0- 0	1- 5				
1- 6	0- 0	0- 0	AWAY	0- 1	0- 1	1- 4				
0- 0	0- 0	0- 0	NEUTRAL	0- 0	0- 0	0- 0				
4- 7	0- 0	0- 0	CONFERENCE	0- 0	0- 4	4- 3				
3- 3	0- 0	0- 0	HOME	0- 0	0- 2	3- 1				
1- 4	0- 0	0- 0	AWAY	0- 0	0- 2	1- 2				
0- 0	0- 0	0- 0	NEUTRAL	0- 0	0- 0	0- 0				

RPI 1-25				RPI 26-50				RPI 51-100				RPI 101+				Team's RPI: 339	
RPI	S	Opponent	Score	RPI	S	Opponent	Score	RPI	S	Opponent	Score	RPI	S	Opponent	Score		
								76	A	Kansas St.	36	65	123	A	Bakersfield	67	70
												123	H	Bakersfield	76	78	
												140	A	UC Riverside	38	81	
												145	A	New Mexico St.	59	78	
												145	H	New Mexico St.	48	60	
												177	H	SIUE	58	74	
												216	A	Tex.-Pan American	51	69	
												221	A	Cal St. Fullerton	52	72	
												232	A	Western Ill.	48	71	
												245	H	Abilene Christian	55	80	
												252	A	North Florida	62	63	
												276	H	Grand Canyon	59	65	
												282	H	Milwaukee	60	72	
												296	A	Eastern Ill.	69	53	
												299	A	Denver	66	74	
												303	H	Southeast Mo. St.	50	65	
												321	H	North Texas	47	65	
												324	A	Seattle	46	60	
												324	H	Seattle	62	61	
												326	H	Utah Valley	61	58	
LAST 12 Division I GAMES:																	
123	H	Bakersfield	76	78	276	H	Grand Canyon	59	65								
324	H	Seattle	62	61	324	A	Seattle	46	60								
345	H	Chicago St.	77	46	123	A	Bakersfield	67	70								
145	A	New Mexico St.	59	78	345	A	Chicago St.	65	59								
216	A	Tex.-Pan American	51	69	145	H	New Mexico St.	48	60								
326	H	Utah Valley	61	58	252	A	North Florida	62	63								
												345	A	Chicago St.	65	59	
												345	H	Chicago St.	77	46	
												349	H	Mississippi Val.	62	46	

Non-Div I Games: Rockhurst 60 65 William Jewell 51 59

UMKC

Loss, Non-Conf, S Site, H Home A Away N Neutral

Average RPI Win:	246	WON-LOST	WINNING	LAST 10	STRENGTH OF	OPP. STRENGTH	TEAM	ADJ.	CONF.	ADJ CONF.
Average RPI Loss:	140	RECORD	PCT. RANK	GAMES	SCHEDULE	OF SCHEDULE	RPI	RPI	RPI	RPI
DIV. I ONLY	11- 15	219	5- 5	159	224	225	225	23	23	
DIV. I NON-CONF.	5- 6	177	0- 0	145	162	186	186	24	24	
TOTALS	RPI 1-25	RPI 26-50	W-L RECORDS	RPI 51-100	RPI 101-150	RPI 150+				
11- 15	0- 2	0- 0	OVERALL	0- 4	2- 1	9- 8				
8- 6	0- 0	0- 0	HOME	0- 2	2- 1	6- 3				
3- 9	0- 1	0- 0	AWAY	0- 2	0- 0	3- 5				
0- 0	0- 0	0- 0	NEUTRAL	0- 0	0- 0	0- 0				
5- 6	0- 2	0- 0	NON-CONFERENCE	0- 0	2- 1	3- 3				
4- 2	0- 0	0- 0	HOME	0- 0	2- 1	2- 1				
1- 4	0- 2	0- 0	AWAY	0- 0	0- 0	1- 2				
0- 0	0- 0	0- 0	NEUTRAL	0- 0	0- 0	0- 0				
6- 9	0- 0	0- 0	CONFERENCE	0- 4	0- 0	6- 5				
4- 4	0- 0	0- 0	HOME	0- 2	0- 0	4- 2				
2- 5	0- 0	0- 0	AWAY	0- 2	0- 0	2- 3				
0- 0	0- 0	0- 0	NEUTRAL	0- 0	0- 0	0- 0				

RPI 1-25				RPI 26-50				RPI 51-100				RPI 101+ Team's RPI: 225			
RPI	S	Opponent	Score	RPI	S	Opponent	Score	RPI	S	Opponent	Score	RPI	S	Opponent	Score
3	A	Notre Dame	51 105					83	A	Albany (NY)	57 93	116	H	Yale	80 72
14	A	Duke	48 95					83	H	Albany (NY)	50 78	121	H	Rhode Island	66 75
								84	A	Maine	54 68	132	H	Bryant	86 85
								84	H	Maine	46 74	152	H	Central Conn. St.	58 81
												169	A	Stony Brook	36 62
												169	H	Stony Brook	60 64
												173	A	Hartford	65 62
												173	H	Hartford	56 67
												181	A	Holy Cross	63 78
												218	A	New Hampshire	51 58
												218	H	New Hampshire	70 65
												247	A	Providence	54 66
												272	A	UMBC	84 78
												272	H	UMBC	75 62
												291	A	Columbia	69 59
												295	H	St. Francis Brooklyn	64 62
												302	H	Vermont	72 63
												317	H	Fairleigh Dickinson	78 67
												320	A	Binghamton	64 65
												320	H	Binghamton	66 49
LAST 12 Division I GAMES:															
218	H	New Hampshire	70 65	320	H	Binghamton	66 49								
169	A	Stony Brook	36 62	302	H	Vermont	72 63								
173	A	Hartford	65 62	169	H	Stony Brook	60 64								
84	H	Maine	46 74	218	A	New Hampshire	51 58								
83	A	Albany (NY)	57 93	173	H	Hartford	56 67								
272	A	UMBC	84 78	84	A	Maine	54 68								

Non-Div I Games: Mount Ida 93 41

UMass Lowell

■ Loss, 
 ■ Non-Conf, 
 ■ S Site, 
 ■ H Home 
 ■ A Away 
 N Neutral

## UNC Asheville

Through Games Of Feb. 22, 2015

Average RPI Win:	312	WON-LOST	WINNING	LAST 10	STRENGTH OF	OPP. STRENGTH	TEAM	ADJ.	CONF.	ADJ CONF.
Average RPI Loss:	205	RECORD	PCT. RANK	GAMES	SCHEDULE	OF SCHEDULE	RPI	RPI	RPI	RPI
DIV. I ONLY	6- 20	302	3- 7	291	343	327	327	28	28	
DIV. I NON-CONF.	0- 8	339	0- 0	239	325	346	346	32	32	
TOTALS	RPI 1-25	RPI 26-50	W-L RECORDS	RPI 51-100	RPI 101-150	RPI 150+				
6- 20	0- 1	0- 0	OVERALL	0- 2	0- 2	6- 15				
4- 9	0- 0	0- 0	HOME	0- 1	0- 1	4- 7				
2- 11	0- 1	0- 0	AWAY	0- 1	0- 1	2- 8				
0- 0	0- 0	0- 0	NEUTRAL	0- 0	0- 0	0- 0				
0- 8	0- 1	0- 0	NON-CONFERENCE	0- 0	0- 2	0- 5				
0- 3	0- 0	0- 0	HOME	0- 0	0- 1	0- 2				
0- 5	0- 1	0- 0	AWAY	0- 0	0- 1	0- 3				
0- 0	0- 0	0- 0	NEUTRAL	0- 0	0- 0	0- 0				
6- 12	0- 0	0- 0	CONFERENCE	0- 2	0- 0	6- 10				
4- 6	0- 0	0- 0	HOME	0- 1	0- 0	4- 5				
2- 6	0- 0	0- 0	AWAY	0- 1	0- 0	2- 5				
0- 0	0- 0	0- 0	NEUTRAL	0- 0	0- 0	0- 0				

RPI 1-25				RPI 26-50				RPI 51-100				RPI 101+ Team's RPI: 327			
RPI	S	Opponent	Score	RPI	S	Opponent	Score	RPI	S	Opponent	Score	RPI	S	Opponent	Score
24	A	South Fla.	53 97					88	A	Liberty	58 62	115	H	East Tenn. St.	68 81
								88	H	Liberty	55 67	146	A	Furman	71 81
												188	H	Radford	65 67
												191	A	High Point	54 57
												191	H	High Point	50 67
												202	A	N.C. A&T	46 63
												204	A	Winthrop	55 75
												204	H	Winthrop	54 57
												214	A	Campbell	55 60
												214	H	Campbell	51 56
												215	A	USC Upstate	60 67
												236	A	Presbyterian	57 69
												236	H	Presbyterian	59 46
												283	A	Gardner-Webb	64 55
												283	H	Gardner-Webb	58 66
												300	H	Wofford	52 70
												313	H	Western Caro.	66 79
												315	H	Coastal Caro.	68 61
												331	A	N.C. Central	52 55
												346	A	Longwood	60 44
												346	H	Longwood	88 77
												348	A	Charleston So.	57 70
												348	H	Charleston So.	56 47
LAST 12 Division I GAMES:															
283	H	Gardner-Webb	58 66	236	H	Presbyterian	59 46								
191	A	High Point	54 57	88	A	Liberty	58 62								
214	H	Campbell	51 56	315	H	Coastal Caro.	68 61								
204	H	Winthrop	54 57	188	H	Radford	65 67								
346	H	Longwood	88 77	283	A	Gardner-Webb	64 55								
348	A	Charleston So.	57 70	191	H	High Point	50 67								

Non-Div I Games: Barton 71 48

UNC Asheville

■ Loss, 
 ■ Non-Conf, S Site, 
 ■ Home 
 ■ Away 
 N Neutral

UNC Greensboro

Through Games Of Feb. 22, 2015

Average RPI Win:	295	WON-LOST	WINNING	LAST 10	STRENGTH OF	OPP. STRENGTH	TEAM	ADJ.	CONF.	ADJ CONF.
Average RPI Loss:	167	RECORD	PCT. RANK	GAMES	SCHEDULE	OF SCHEDULE	RPI	RPI	RPI	RPI
DIV. I ONLY	4- 22	327	0- 10	172	262	301	301	20	20	
DIV. I NON-CONF.	4- 10	259	0- 0	278	297	280	280	22	22	
TOTALS	RPI 1-25	RPI 26-50	W-L RECORDS	RPI 51-100	RPI 101-150	RPI 150+				
4- 22	0- 0	0- 2	OVERALL	0- 2	0- 6	4- 12				
2- 6	0- 0	0- 1	HOME	0- 0	0- 2	2- 3				
2- 13	0- 0	0- 1	AWAY	0- 1	0- 4	2- 7				
0- 3	0- 0	0- 0	NEUTRAL	0- 1	0- 0	0- 2				
4- 10	0- 0	0- 0	NON-CONFERENCE	0- 2	0- 2	4- 6				
2- 1	0- 0	0- 0	HOME	0- 0	0- 0	2- 1				
2- 6	0- 0	0- 0	AWAY	0- 1	0- 2	2- 3				
0- 3	0- 0	0- 0	NEUTRAL	0- 1	0- 0	0- 2				
0- 12	0- 0	0- 2	CONFERENCE	0- 0	0- 4	0- 6				
0- 5	0- 0	0- 1	HOME	0- 0	0- 2	0- 2				
0- 7	0- 0	0- 1	AWAY	0- 0	0- 2	0- 4				
0- 0	0- 0	0- 0	NEUTRAL	0- 0	0- 0	0- 0				

RPI 1-25				RPI 26-50				RPI 51-100				RPI 101+ Team's RPI: 301			
RPI	S	Opponent	Score	RPI	S	Opponent	Score	RPI	S	Opponent	Score	RPI	S	Opponent	Score
				26	A	Chattanooga	52 76	67	N	LSU	61 82	115	A	East Tenn. St.	65 87
				26	H	Chattanooga	46 81	80	A	Hawaii	54 74	115	H	East Tenn. St.	66 84
												127	A	VCU	73 80
												135	A	St. Bonaventure	60 78
												146	A	Furman	68 77
												146	H	Furman	70 78
												178	A	Clemson	51 80
												185	N	Northern Ky.	58 66
												187	A	Mercer	62 80
												187	H	Mercer	73 74
												191	A	High Point	67 78
												193	A	Samford	66 88
												193	H	Samford	56 62
												209	A	Navy	64 71
												215	H	USC Upstate	60 69
												270	A	Col. of Charleston	70 68
												279	H	South Carolina St.	70 50
												283	H	Gardner-Webb	76 60
												300	A	Wofford	64 77
												313	A	Western Caro.	49 70
												334	N	Florida A&M	64 70
												346	A	Longwood	70 64
LAST 12 Division I GAMES:															
				146	A	Furman	68 77	300	A	Wofford	64 77				
				115	H	East Tenn. St.	66 84	313	A	Western Caro.	49 70				
				26	A	Chattanooga	52 76	26	H	Chattanooga	46 81				
				193	A	Samford	66 88	115	A	East Tenn. St.	65 87				
				187	A	Mercer	62 80	187	H	Mercer	73 74				
				146	H	Furman	70 78	193	H	Samford	56 62				

Non-Div I Games: Livingstone 81 77

UNC Greensboro

Loss, Non-Conf, S Site, H Home A Away N Neutral



Average RPI Win:	215	WON-LOST	WINNING	LAST 10	STRENGTH OF	OPP. STRENGTH	TEAM	ADJ.	CONF.	ADJ CONF.
Average RPI Loss:	143	RECORD	PCT. RANK	GAMES	SCHEDULE	OF SCHEDULE	RPI	RPI	RPI	RPI
DIV. I ONLY	10- 15	235	5- 5	191	159	243	243	13	13	
DIV. I NON-CONF.	3- 7	250	0- 0	240	281	316	316	11	11	
TOTALS	RPI 1-25	RPI 26-50	W-L RECORDS	RPI 51-100	RPI 101-150	RPI 150+				
10- 15	0- 2	0- 1	OVERALL	0- 4	3- 1	7- 7				
8- 6	0- 1	0- 0	HOME	0- 2	2- 1	6- 2				
2- 9	0- 1	0- 1	AWAY	0- 2	1- 0	1- 5				
0- 0	0- 0	0- 0	NEUTRAL	0- 0	0- 0	0- 0				
3- 7	0- 0	0- 1	NON-CONFERENCE	0- 1	1- 1	2- 4				
3- 4	0- 0	0- 0	HOME	0- 1	1- 1	2- 2				
0- 3	0- 0	0- 1	AWAY	0- 0	0- 0	0- 2				
0- 0	0- 0	0- 0	NEUTRAL	0- 0	0- 0	0- 0				
7- 8	0- 2	0- 0	CONFERENCE	0- 3	2- 0	5- 3				
5- 2	0- 1	0- 0	HOME	0- 1	1- 0	4- 0				
2- 6	0- 1	0- 0	AWAY	0- 2	1- 0	1- 3				
0- 0	0- 0	0- 0	NEUTRAL	0- 0	0- 0	0- 0				

RPI 1-25				RPI 26-50				RPI 51-100				RPI 101+ Team's RPI: 243			
RPI	S	Opponent	Score	RPI	S	Opponent	Score	RPI	S	Opponent	Score	RPI	S	Opponent	Score
23	A	James Madison	57 74	39	A	Stetson	55 72	71	A	Drexel	53 58	115	H	East Tenn. St.	61 48
23	H	James Madison	49 85					71	H	Drexel	44 61	120	A	Elon	86 82
								91	A	Hofstra	57 71	120	H	Elon	76 68
								96	H	Richmond	67 77	127	H	VCU	53 59
												157	A	Appalachian St.	72 82
												170	A	William & Mary	62 67
												170	H	William & Mary	63 62
												184	A	Delaware	60 69
												214	H	Campbell	89 80
												223	A	Fla. Atlantic	80 84
												242	A	Towson	73 71
												242	H	Towson	71 63
												252	H	North Florida	41 55
												270	H	Col. of Charleston	69 57
												306	A	Northeastern	64 73
												306	H	Northeastern	84 78
												313	H	Western Caro.	53 64
												348	H	Charleston So.	80 70
LAST 12 Division I GAMES:															
242	A	Towson	73 71	170	A	William & Mary	62 67								
23	H	James Madison	49 85	242	H	Towson	71 63								
306	H	Northeastern	84 78	120	H	Elon	76 68								
120	A	Elon	86 82	91	A	Hofstra	57 71								
184	A	Delaware	60 69	306	A	Northeastern	64 73								
71	H	Drexel	44 61	71	A	Drexel	53 58								

Non-Div I Games: UNC Pembroke 75 38

UNCW

Loss, Non-Conf, S Site, H Home A Away N Neutral

UNI				STRENGTH OF SCHEDULE	OPP. STRENGTH OF SCHEDULE	TEAM RPI	ADJ. RPI	CONF. RPI	ADJ CONF. RPI
Average RPI Win:	226	WON-LOST RECORD	WINNING PCT. RANK						
Average RPI Loss:	69		LAST 10 GAMES						
DIV. I ONLY	14- 11	139	6- 4	98	147	111	111	19	19
DIV. I NON-CONF.	4- 7	220	0- 0	22	103	135	135	16	16
<hr/>									
TOTALS	RPI 1-25	RPI 26-50	W-L RECORDS	RPI 51-100	RPI 101-150	RPI 150+			
14- 11	0- 1	0- 1	OVERALL	0- 8	2- 1	12- 0			
8- 4	0- 0	0- 0	HOME	0- 4	1- 0	7- 0			
6- 6	0- 1	0- 0	AWAY	0- 4	1- 1	5- 0			
0- 1	0- 0	0- 1	NEUTRAL	0- 0	0- 0	0- 0			
4- 7	0- 1	0- 1	NON-CONFERENCE	0- 5	1- 0	3- 0			
3- 2	0- 0	0- 0	HOME	0- 2	0- 0	3- 0			
1- 4	0- 1	0- 0	AWAY	0- 3	1- 0	0- 0			
0- 1	0- 0	0- 1	NEUTRAL	0- 0	0- 0	0- 0			
10- 4	0- 0	0- 0	CONFERENCE	0- 3	1- 1	9- 0			
5- 2	0- 0	0- 0	HOME	0- 2	1- 0	4- 0			
5- 2	0- 0	0- 0	AWAY	0- 1	0- 1	5- 0			
0- 0	0- 0	0- 0	NEUTRAL	0- 0	0- 0	0- 0			

RPI 1-25				RPI 26-50				RPI 51-100				RPI 101+ Team's RPI: 111			
RPI	S	Opponent	Score	RPI	S	Opponent	Score	RPI	S	Opponent	Score	RPI	S	Opponent	Score
8	A	Iowa	45 73	47	N	Tulane	48 71	54	H	Wichita St.	52 70	130	A	Southern Ill.	75 79
								61	H	South Dakota St.	60 74	130	H	Southern Ill.	79 70
								70	A	Drake	67 87	136	A	Tulsa	69 66
								70	H	Drake	72 76	153	A	Indiana St.	57 55
								75	A	Akron	73 82	153	H	Indiana St.	64 29
								78	H	Creighton	56 58	159	H	Dartmouth	62 46
								79	A	South Dakota	77 85	171	H	Missouri St.	64 56
								91	A	Hofstra	58 61	244	A	Evansville	58 44
												244	H	Evansville	89 44
												253	H	Northern Ill.	51 42
												259	H	North Dakota St.	56 41
												308	A	Loyola Chicago	75 58
												312	A	Bradley	70 51
												318	A	Illinois St.	59 52
												318	H	Illinois St.	71 43
<hr/>															
LAST 12 Division I GAMES:															
244	H	Evansville	89 44	54	H	Wichita St.	52 70								
153	H	Indiana St.	64 29	153	A	Indiana St.	57 55								
70	A	Drake	67 87	244	A	Evansville	58 44								
130	A	Southern Ill.	75 79	70	H	Drake	72 76								
318	A	Illinois St.	59 52	318	H	Illinois St.	71 43								
171	H	Missouri St.	64 56	130	H	Southern Ill.	79 70								

Non-Div I Games:

UNI

■ Loss, 
 ■ Non-Conf, 
 S Site, 
 ■ Home 
 ■ Away 
 N Neutral

Average RPI Win:	240	WON-LOST	WINNING	LAST 10	STRENGTH OF	OPP. STRENGTH	TEAM	ADJ.	CONF.	ADJ CONF.
Average RPI Loss:	142	RECORD	PCT. RANK	GAMES	SCHEDULE	OF SCHEDULE	RPI	RPI	RPI	RPI
DIV. I ONLY	12- 13	190	7- 3	225	226	217	217	22	22	
DIV. I NON-CONF.	3- 8	263	0- 0	154	239	275	275	19	19	
TOTALS	RPI 1-25	RPI 26-50	W-L RECORDS	RPI 51-100	RPI 101-150	RPI 150+				
12- 13	0- 0	0- 1	OVERALL	1- 4	2- 4	9- 4				
8- 4	0- 0	0- 1	HOME	0- 2	1- 1	7- 0				
4- 8	0- 0	0- 0	AWAY	1- 2	1- 2	2- 4				
0- 1	0- 0	0- 0	NEUTRAL	0- 0	0- 1	0- 0				
3- 8	0- 0	0- 1	NON-CONFERENCE	0- 3	0- 2	3- 2				
3- 2	0- 0	0- 1	HOME	0- 1	0- 0	3- 0				
0- 5	0- 0	0- 0	AWAY	0- 2	0- 1	0- 2				
0- 1	0- 0	0- 0	NEUTRAL	0- 0	0- 1	0- 0				
9- 5	0- 0	0- 0	CONFERENCE	1- 1	2- 2	6- 2				
5- 2	0- 0	0- 0	HOME	0- 1	1- 1	4- 0				
4- 3	0- 0	0- 0	AWAY	1- 0	1- 1	2- 2				
0- 0	0- 0	0- 0	NEUTRAL	0- 0	0- 0	0- 0				

RPI S	Opponent	Score	RPI S	Opponent	Score	RPI S	Opponent	Score	RPI S	Opponent	Score	Team's RPI: 217
35	H Northwestern	84 88	57	A Fresno St.	73 70	109	N Missouri	60 79				
			60	A BYU	61 76	123	A Bakersfield	71 74				
			61	H South Dakota St.	59 65	141	A New Mexico	60 63				
			74	H Colorado St.	43 55	141	H New Mexico	79 73				
			80	A Hawaii	70 79	144	A Boise St.	74 60				
						144	H Boise St.	67 78				
						213	H Wyoming	58 55				
						222	H San Diego St.	64 47				
						235	A Utah	49 62				
						240	A Southern Utah	84 93				
						254	A San Jose St.	72 68				
						264	H A&M-Corpus Christi	77 65				
						266	A Utah St.	72 85				
						271	H Loyola Marymount	91 76				
						280	A Nevada	62 71				
						280	H Nevada	75 52				
						343	A Air Force	91 79				
						343	H Air Force	82 61				
						347	H Delaware St.	91 78				
LAST 12 Division I GAMES:												
141	H New Mexico	79 73	280	H Nevada	75 52							
144	A Boise St.	74 60	266	A Utah St.	72 85							
343	H Air Force	82 61	141	A New Mexico	60 63							
57	A Fresno St.	73 70	222	H San Diego St.	64 47							
74	H Colorado St.	43 55	144	H Boise St.	67 78							
343	A Air Force	91 79	254	A San Jose St.	72 68							

Non-Div I Games:

UNLV

■ Loss, 
 ■ Non-Conf, 
 ■ S Site, 
 ■ H Home 
 ■ A Away 
 N Neutral

## USC Upstate

Through Games Of Feb. 22, 2015

Average RPI Win:	270	WON-LOST	WINNING	LAST 10	STRENGTH OF	OPP. STRENGTH	TEAM	ADJ.	CONF.	ADJ CONF.
Average RPI Loss:	128	RECORD	PCT. RANK	GAMES	SCHEDULE	OF SCHEDULE	RPI	RPI	RPI	RPI
DIV. I ONLY	11- 14	216	4- 6	200	195	215	215	11	11	
DIV. I NON-CONF.	6- 7	174	0- 0	327	268	248	248	12	12	
TOTALS	RPI 1-25	RPI 26-50	W-L RECORDS	RPI 51-100	RPI 101-150	RPI 150+				
11- 14	0- 3	0- 2	OVERALL	0- 1	0- 3	11- 5				
8- 3	0- 1	0- 1	HOME	0- 0	0- 1	8- 0				
3- 11	0- 2	0- 1	AWAY	0- 1	0- 2	3- 5				
0- 0	0- 0	0- 0	NEUTRAL	0- 0	0- 0	0- 0				
6- 7	0- 1	0- 0	NON-CONFERENCE	0- 1	0- 1	6- 4				
5- 0	0- 0	0- 0	HOME	0- 0	0- 0	5- 0				
1- 7	0- 1	0- 0	AWAY	0- 1	0- 1	1- 4				
0- 0	0- 0	0- 0	NEUTRAL	0- 0	0- 0	0- 0				
5- 7	0- 2	0- 2	CONFERENCE	0- 0	0- 2	5- 1				
3- 3	0- 1	0- 1	HOME	0- 0	0- 1	3- 0				
2- 4	0- 1	0- 1	AWAY	0- 0	0- 1	2- 1				
0- 0	0- 0	0- 0	NEUTRAL	0- 0	0- 0	0- 0				

RPI 1-25				RPI 26-50				RPI 51-100				RPI 101+ Team's RPI: 215			
RPI	S	Opponent	Score	RPI	S	Opponent	Score	RPI	S	Opponent	Score	RPI	S	Opponent	Score
8	A	Iowa	56 107	39	A	Stetson	44 67	52	A	Iowa St.	76 98	139	A	Kennesaw St.	55 67
16	A	FGCU	61 79	39	H	Stetson	66 92					139	H	Kennesaw St.	63 72
16	H	FGCU	59 75									146	A	Furman	59 74
												154	A	Alabama	65 74
												185	A	Northern Ky.	74 77
												224	A	Jacksonville	60 58
												224	H	Jacksonville	66 64
												230	H	Morehead St.	75 69
												252	A	North Florida	59 50
												252	H	North Florida	61 49
												257	H	Lipscomb	71 68
												267	H	Norfolk St.	70 58
												270	A	Col. of Charleston	60 61
												279	A	South Carolina St.	50 60
												301	A	UNC Greensboro	69 60
												309	H	IPFW	85 73
												313	A	Western Caro.	59 63
												327	H	UNC Asheville	67 60
												328	H	UMES	60 38
LAST 12 Division I GAMES:															
16	H	FGCU	59 75	224	H	Jacksonville	66 64								
39	H	Stetson	66 92	39	A	Stetson	44 67								
224	A	Jacksonville	60 58	16	A	FGCU	61 79								
252	A	North Florida	59 50	185	A	Northern Ky.	74 77								
139	A	Kennesaw St.	55 67	257	H	Lipscomb	71 68								
252	H	North Florida	61 49	139	H	Kennesaw St.	63 72								

Non-Div I Games: Converse 78 50 Brevard 72 44

USC Upstate

Loss, Non-Conf, S Site, H Home A Away N Neutral

Average RPI Win:	258	WON-LOST	WINNING	LAST 10	STRENGTH OF	OPP. STRENGTH	TEAM	ADJ.	CONF.	ADJ CONF.
Average RPI Loss:	114	RECORD	PCT. RANK	GAMES	SCHEDULE	OF SCHEDULE	RPI	RPI	RPI	RPI
DIV. I ONLY	18- 9	78	10- 0	293	204	134	134	26	26	
DIV. I NON-CONF.	4- 9	243	0- 0	243	32	247	247	26	26	
TOTALS	RPI 1-25	RPI 26-50	W-L RECORDS	RPI 51-100	RPI 101-150	RPI 150+				
18- 9	0- 2	0- 1	OVERALL	0- 0	0- 2	18- 4				
9- 2	0- 0	0- 1	HOME	0- 0	0- 1	9- 0				
9- 5	0- 1	0- 0	AWAY	0- 0	0- 1	9- 3				
0- 2	0- 1	0- 0	NEUTRAL	0- 0	0- 0	0- 1				
4- 9	0- 2	0- 1	NON-CONFERENCE	0- 0	0- 2	4- 4				
2- 2	0- 0	0- 1	HOME	0- 0	0- 1	2- 0				
2- 5	0- 1	0- 0	AWAY	0- 0	0- 1	2- 3				
0- 2	0- 1	0- 0	NEUTRAL	0- 0	0- 0	0- 1				
14- 0	0- 0	0- 0	CONFERENCE	0- 0	0- 0	14- 0				
7- 0	0- 0	0- 0	HOME	0- 0	0- 0	7- 0				
7- 0	0- 0	0- 0	AWAY	0- 0	0- 0	7- 0				
0- 0	0- 0	0- 0	NEUTRAL	0- 0	0- 0	0- 0				

RPI 1-25			RPI 26-50			RPI 51-100			RPI 101+			Team's RPI: 134
RPI	S	Opponent	Score	RPI	S	Opponent	Score	RPI	S	Opponent	Score	
7	A	Louisville	43 77	26	H	Chattanooga	54 65	109	A	Missouri	65 74	
15	N	Dayton	47 78					130	H	Southern Ill.	78 87	
								154	A	Alabama	55 68	
								166	A	Belmont	85 68	
								177	A	SIUE	79 72	
								177	H	SIUE	69 68	
								186	A	Arizona	56 61	
								193	A	Samford	75 79	
								200	A	Tennessee St.	64 58	
								203	N	Pepperdine	58 59	
								211	H	Jacksonville St.	67 47	
								230	H	Morehead St.	99 70	
								244	H	Evansville	84 74	
								265	A	Austin Peay	71 61	
								265	H	Austin Peay	91 63	
								268	H	Eastern Ky.	76 63	
								277	H	Cincinnati	62 61	
								286	A	Miami (OH)	90 57	
								296	H	Eastern Ill.	81 51	
								303	A	Southeast Mo. St.	78 60	
								303	H	Southeast Mo. St.	96 55	
								318	A	Illinois St.	79 46	
								329	A	Murray St.	95 85	
								335	A	Tennessee Tech	79 59	
LAST 12 Division I GAMES:												
177	A	SIUE	79 72	200	A	Tennessee St.	64 58					
265	H	Austin Peay	91 63	303	H	Southeast Mo. St.	96 55					
303	A	Southeast Mo. St.	78 60	296	H	Eastern Ill.	81 51					
177	H	SIUE	69 68	211	H	Jacksonville St.	67 47					
265	A	Austin Peay	71 61	335	A	Tennessee Tech	79 59					
329	A	Murray St.	95 85	230	H	Morehead St.	99 70					

Non-Div I Games:

UT Martin

■ Loss, 
■ Non-Conf, 
■ S Site, 
■ H Home 
■ A Away 
N Neutral



Average RPI Win: <b>213</b>	WON-LOST	WINNING	LAST 10	STRENGTH OF	OPP. STRENGTH	TEAM	ADJ.	CONF.	ADJ CONF.
Average RPI Loss: <b>141</b>	RECORD	PCT. RANK	GAMES	SCHEDULE	OF SCHEDULE	RPI	RPI	RPI	RPI
DIV. I ONLY	<b>13- 13</b>	<b>173</b>	<b>7- 3</b>	<b>141</b>	<b>214</b>	<b>174</b>	<b>174</b>	<b>17</b>	<b>17</b>
DIV. I NON-CONF.	<b>5- 7</b>	<b>204</b>	<b>0- 0</b>	<b>126</b>	<b>271</b>	<b>196</b>	<b>196</b>	<b>18</b>	<b>18</b>
TOTALS	RPI 1-25	RPI 26-50	W-L RECORDS	RPI 51-100	RPI 101-150	RPI 150+			
13- 13	0- 1	1- 1	OVERALL	0- 3	2- 3	10- 5			
9- 4	0- 0	1- 0	HOME	0- 2	1- 1	7- 1			
4- 7	0- 1	0- 1	AWAY	0- 1	1- 2	3- 2			
0- 2	0- 0	0- 0	NEUTRAL	0- 0	0- 0	0- 2			
5- 7	0- 1	0- 0	NON-CONFERENCE	0- 2	0- 2	5- 2			
3- 3	0- 0	0- 0	HOME	0- 2	0- 1	3- 0			
2- 2	0- 1	0- 0	AWAY	0- 0	0- 1	2- 0			
0- 2	0- 0	0- 0	NEUTRAL	0- 0	0- 0	0- 2			
8- 6	0- 0	1- 1	CONFERENCE	0- 1	2- 1	5- 3			
6- 1	0- 0	1- 0	HOME	0- 0	1- 0	4- 1			
2- 5	0- 0	0- 1	AWAY	0- 1	1- 1	1- 2			
0- 0	0- 0	0- 0	NEUTRAL	0- 0	0- 0	0- 0			

RPI 1-25				RPI 26-50				RPI 51-100				RPI 101+				Team's RPI: 174	
RPI	S	Opponent	Score	RPI	S	Opponent	Score	RPI	S	Opponent	Score	RPI	S	Opponent	Score		
21	A	Texas	48 68	30	H	Western Ky.	64 63	70	H	Drake	61 69	113	A	Texas Tech	48 64		
				50	A	Middle Tenn.	53 73	79	H	South Dakota	69 76	124	H	Marshall	60 48		
								97	A	Southern Miss.	60 69	125	A	Louisiana Tech	74 79		
												131	H	Texas St.	53 57		
												142	A	Old Dominion	52 51		
												165	A	Texas-Arlington	63 55		
												172	A	Lamar	72 40		
												177	H	SIUE	75 60		
												190	A	Charlotte	54 74		
												208	A	UAB	57 73		
												220	N	Nicholls St.	49 57		
												223	H	Fla. Atlantic	68 45		
												245	H	Abilene Christian	70 57		
												246	A	UTEP	55 53		
												246	H	UTEP	72 59		
												261	H	Rice	58 62		
												273	N	Houston	53 56		
												321	H	North Texas	53 45		
												337	H	FIU	74 56		
												341	H	Incarinate Word	57 31		
LAST 12 Division I GAMES:																	
246	H	UTEP	72 59	50	A	Middle Tenn.	53 73										
190	A	Charlotte	54 74	30	H	Western Ky.	64 63										
142	A	Old Dominion	52 51	124	H	Marshall	60 48										
223	H	Fla. Atlantic	68 45	246	A	UTEP	55 53										
337	H	FIU	74 56	125	A	Louisiana Tech	74 79										
208	A	UAB	57 73	97	A	Southern Miss.	60 69										

Non-Div I Games:

UTSA

■ Loss, 
 ■ Non-Conf, 
 S Site, 
 ■ Home 
 ■ Away 
 N Neutral

## Utah

Through Games Of Feb. 22, 2015

Average RPI Win:	186	WON-LOST	WINNING	LAST 10	STRENGTH OF	OPP. STRENGTH	TEAM	ADJ.	CONF.	ADJ CONF.
Average RPI Loss:	77	RECORD	PCT. RANK	GAMES	SCHEDULE	OF SCHEDULE	RPI	RPI	RPI	RPI
DIV. I ONLY	9- 18	266	3- 7	99	25	235	235	5	5	
DIV. I NON-CONF.	6- 5	145	0- 0	221	105	207	207	4	4	
TOTALS	RPI 1-25	RPI 26-50	W-L RECORDS	RPI 51-100	RPI 101-150	RPI 150+				
9- 18	0- 3	1- 3	OVERALL	0- 8	1- 3	7- 1				
9- 7	0- 2	1- 0	HOME	0- 4	1- 1	7- 0				
0- 9	0- 1	0- 3	AWAY	0- 4	0- 1	0- 0				
0- 2	0- 0	0- 0	NEUTRAL	0- 0	0- 1	0- 1				
6- 5	0- 0	0- 1	NON-CONFERENCE	0- 2	1- 1	5- 1				
6- 1	0- 0	0- 0	HOME	0- 1	1- 0	5- 0				
0- 2	0- 0	0- 1	AWAY	0- 1	0- 0	0- 0				
0- 2	0- 0	0- 0	NEUTRAL	0- 0	0- 1	0- 1				
3- 13	0- 3	1- 2	CONFERENCE	0- 6	0- 2	2- 0				
3- 6	0- 2	1- 0	HOME	0- 3	0- 1	2- 0				
0- 7	0- 1	0- 2	AWAY	0- 3	0- 1	0- 0				
0- 0	0- 0	0- 0	NEUTRAL	0- 0	0- 0	0- 0				

RPI 1-25				RPI 26-50				RPI 51-100				RPI 101+ Team's RPI: 235			
RPI	S	Opponent	Score	RPI	S	Opponent	Score	RPI	S	Opponent	Score	RPI	S	Opponent	Score
9	H	Oregon St.	42 52	28	A	California	49 67	60	H	BYU	56 60	102	N	Ole Miss	38 52
10	H	Arizona St.	48 58	29	A	Washington	51 63	63	A	Washington St.	54 63	125	H	Louisiana Tech	67 52
22	A	Stanford	44 55	29	H	Washington	69 61	63	H	Washington St.	52 61	126	A	Colorado	72 77
				34	A	Nebraska	43 66	78	A	Creighton	56 64	126	H	Colorado	54 73
								82	A	Southern California	54 73	167	H	Oregon	66 64
								82	H	Southern California	43 46	186	H	Arizona	62 48
								93	A	UCLA	45 58	190	H	Charlotte	54 52
								93	H	UCLA	46 49	217	H	UNLV	62 49
												241	H	Idaho St.	59 40
												254	H	San Jose St.	100 87
												266	H	Utah St.	63 57
												289	N	Portland	50 58
LAST 12 Division I GAMES:															
9	H	Oregon St.	42 52	10	H	Arizona St.	48 58	167	H	Oregon	66 64	186	H	Arizona	62 48
63	H	Washington St.	52 61	29	A	Washington	51 63	63	A	Washington St.	54 63	126	H	Colorado	54 73
29	H	Washington	69 61	63	A	Washington St.	54 63	126	H	Colorado	54 73	126	A	Colorado	72 77
93	A	UCLA	45 58	126	H	Colorado	54 73	126	A	Colorado	72 77				
82	A	Southern California	54 73												

Non-Div I Games:

Utah

■ Loss, 
 ■ Non-Conf, 
 ■ S Site, 
 ■ H Home 
 ■ A Away 
 N Neutral



Average RPI Win:	267	WON-LOST	WINNING	LAST 10	STRENGTH OF	OPP. STRENGTH	TEAM	ADJ.	CONF.	ADJ CONF.
Average RPI Loss:	129	RECORD	PCT. RANK	GAMES	SCHEDULE	OF SCHEDULE	RPI	RPI	RPI	RPI
DIV. I ONLY	6- 19	300	4- 6	116	160	266	266	22	22	
DIV. I NON-CONF.	2- 9	297	0- 0	25	70	214	214	19	19	
TOTALS	RPI 1-25	RPI 26-50	W-L RECORDS	RPI 51-100	RPI 101-150	RPI 150+				
6- 19	0- 2	0- 2	OVERALL	0- 3	0- 6	6- 6				
5- 5	0- 0	0- 0	HOME	0- 2	0- 2	5- 1				
1- 12	0- 2	0- 1	AWAY	0- 1	0- 3	1- 5				
0- 2	0- 0	0- 1	NEUTRAL	0- 0	0- 1	0- 0				
2- 9	0- 2	0- 2	NON-CONFERENCE	0- 1	0- 2	2- 2				
2- 1	0- 0	0- 0	HOME	0- 1	0- 0	2- 0				
0- 6	0- 2	0- 1	AWAY	0- 0	0- 1	0- 2				
0- 2	0- 0	0- 1	NEUTRAL	0- 0	0- 1	0- 0				
4- 10	0- 0	0- 0	CONFERENCE	0- 2	0- 4	4- 4				
3- 4	0- 0	0- 0	HOME	0- 1	0- 2	3- 1				
1- 6	0- 0	0- 0	AWAY	0- 1	0- 2	1- 3				
0- 0	0- 0	0- 0	NEUTRAL	0- 0	0- 0	0- 0				

RPI 1-25				RPI 26-50				RPI 51-100				RPI 101+ Team's RPI: 266			
RPI	S	Opponent	Score	RPI	S	Opponent	Score	RPI	S	Opponent	Score	RPI	S	Opponent	Score
2	A	Baylor	43 99	39	N	Stetson	64 84	57	A	Fresno St.	55 64	117	N	Marist	65 68
9	A	Oregon St.	62 85	44	A	Pacific	62 70	57	H	Fresno St.	64 70	128	A	Sacramento St.	92 102
								60	H	BYU	58 62	141	A	New Mexico	59 60
												141	H	New Mexico	51 56
												144	A	Boise St.	55 94
												144	H	Boise St.	53 63
												167	A	Oregon	77 100
												182	H	Northern Colo.	65 61
												213	A	Wyoming	51 86
												217	H	UNLV	85 72
												222	H	San Diego St.	59 70
												235	A	Utah	57 63
												254	A	San Jose St.	58 62
												254	H	San Jose St.	85 80
												280	A	Nevada	44 49
												280	H	Nevada	68 57
												326	H	Utah Valley	79 61
												343	A	Air Force	69 53
LAST 12 Division I GAMES:															
57	A	Fresno St.	55 64	213	A	Wyoming	51 86								
254	H	San Jose St.	85 80	217	H	UNLV	85 72								
280	A	Nevada	44 49	280	H	Nevada	68 57								
141	H	New Mexico	51 56	343	A	Air Force	69 53								
144	A	Boise St.	55 94	141	A	New Mexico	59 60								
222	H	San Diego St.	59 70	57	H	Fresno St.	64 70								

Non-Div I Games: Westminster (UT) 60 51

Utah St.

Loss, Non-Conf, S Site, H Home A Away N Neutral



Average RPI Win:	231	WON-LOST	WINNING	LAST 10	STRENGTH OF	OPP. STRENGTH	TEAM	ADJ.	CONF.	ADJ CONF.
Average RPI Loss:	100	RECORD	PCT. RANK	GAMES	SCHEDULE	OF SCHEDULE	RPI	RPI	RPI	RPI
DIV. I ONLY	15- 12	143	3- 7	145	172	127	127	6	6	
DIV. I NON-CONF.	9- 4	84	0- 0	230	324	99	99	6	6	
TOTALS	RPI 1-25	RPI 26-50	W-L RECORDS	RPI 51-100	RPI 101-150	RPI 150+				
15- 12	0- 2	0- 2	OVERALL	0- 3	2- 2	13- 3				
10- 3	0- 2	0- 0	HOME	0- 0	1- 0	9- 1				
5- 9	0- 0	0- 2	AWAY	0- 3	1- 2	4- 2				
0- 0	0- 0	0- 0	NEUTRAL	0- 0	0- 0	0- 0				
9- 4	0- 0	0- 1	NON-CONFERENCE	0- 1	0- 1	9- 1				
6- 0	0- 0	0- 0	HOME	0- 0	0- 0	6- 0				
3- 4	0- 0	0- 1	AWAY	0- 1	0- 1	3- 1				
0- 0	0- 0	0- 0	NEUTRAL	0- 0	0- 0	0- 0				
6- 8	0- 2	0- 1	CONFERENCE	0- 2	2- 1	4- 2				
4- 3	0- 2	0- 0	HOME	0- 0	1- 0	3- 1				
2- 5	0- 0	0- 1	AWAY	0- 2	1- 1	1- 1				
0- 0	0- 0	0- 0	NEUTRAL	0- 0	0- 0	0- 0				

RPI 1-25				RPI 26-50				RPI 51-100				RPI 101+ Team's RPI: 127			
RPI	S	Opponent	Score	RPI	S	Opponent	Score	RPI	S	Opponent	Score	RPI	S	Opponent	Score
15	H	Dayton	56 75	36	A	Ohio St.	86 96	77	A	Fordham	51 60	112	A	Saint Joseph's	46 63
17	H	George Washington	57 65	45	A	Duquesne	47 83	88	A	Liberty	53 69	121	H	Rhode Island	64 48
								96	A	Richmond	63 67	135	A	St. Bonaventure	61 51
												142	A	Old Dominion	44 66
												155	A	Saint Louis	59 54
												170	A	William & Mary	48 56
												176	H	La Salle	65 74
												191	H	High Point	81 59
												197	H	Massachusetts	65 43
												202	H	N.C. A&T	60 51
												216	H	Tex.-Pan American	64 43
												229	A	George Mason	79 86
												229	H	George Mason	70 66
												236	H	Presbyterian	55 36
												243	A	UNCW	59 53
												248	H	Davidson	62 53
												301	H	UNC Greensboro	80 73
												328	A	UMES	72 50
												330	H	Wagner	84 75
												338	A	Coppin St.	63 52
LAST 12 Division I GAMES:															
197	H	Massachusetts	65 43	229	H	George Mason	70 66								
17	H	George Washington	57 65	15	H	Dayton	56 75								
229	A	George Mason	79 86	135	A	St. Bonaventure	61 51								
45	A	Duquesne	47 83	77	A	Fordham	51 60								
96	A	Richmond	63 67	248	H	Davidson	62 53								
176	H	La Salle	65 74	155	A	Saint Louis	59 54								

Non-Div I Games:

VCU

■ Loss, 
 ■ Non-Conf, 
 ■ S Site, 
 ■ H Home 
 ■ A Away 
 N Neutral

## Valparaiso

Through Games Of Feb. 22, 2015

Average RPI Win:	246	WON-LOST	WINNING	LAST 10	STRENGTH OF	OPP. STRENGTH	TEAM	ADJ.	CONF.	ADJ CONF.
Average RPI Loss:	125	RECORD	PCT. RANK	GAMES	SCHEDULE	OF SCHEDULE	RPI	RPI	RPI	RPI
DIV. I ONLY	5- 19	311	2- 8	74	173	255	255	12	12	
DIV. I NON-CONF.	3- 9	281	0- 0	112	167	240	240	13	13	
TOTALS	RPI 1-25	RPI 26-50	W-L RECORDS	RPI 51-100	RPI 101-150	RPI 150+				
5- 19	0- 1	0- 3	OVERALL	0- 6	1- 2	4- 7				
3- 9	0- 1	0- 2	HOME	0- 3	1- 1	2- 2				
2- 10	0- 0	0- 1	AWAY	0- 3	0- 1	2- 5				
0- 0	0- 0	0- 0	NEUTRAL	0- 0	0- 0	0- 0				
3- 9	0- 1	0- 1	NON-CONFERENCE	0- 3	1- 1	2- 3				
2- 4	0- 1	0- 1	HOME	0- 1	1- 1	1- 0				
1- 5	0- 0	0- 0	AWAY	0- 2	0- 0	1- 3				
0- 0	0- 0	0- 0	NEUTRAL	0- 0	0- 0	0- 0				
2- 10	0- 0	0- 2	CONFERENCE	0- 3	0- 1	2- 4				
1- 5	0- 0	0- 1	HOME	0- 2	0- 0	1- 2				
1- 5	0- 0	0- 1	AWAY	0- 1	0- 1	1- 2				
0- 0	0- 0	0- 0	NEUTRAL	0- 0	0- 0	0- 0				

RPI S	Opponent	Score	RPI S	Opponent	Score	RPI S	Opponent	Score	RPI S	Opponent	Score	Team's RPI: 255
7	H Louisville	59 86	27	A Green Bay	45 87	65	H Youngstown St.	69 87	108	A Cleveland St.	62 69	
			27	H Green Bay	52 67	75	A Akron	65 100	122	H Butler	91 57	
			39	H Stetson	62 73	79	A South Dakota	62 81	136	H Tulsa	63 87	
						85	H Illinois	58 80	160	A Indiana	49 81	
						92	A Wright St.	66 95	177	A SIUE	65 77	
						92	H Wright St.	62 80	199	A Ill.-Chicago	42 60	
									199	H Ill.-Chicago	56 86	
									237	A Detroit	74 68	
									238	H Oakland	54 71	
									253	A Northern Ill.	65 50	
									282	A Milwaukee	79 90	
									282	H Milwaukee	69 56	
									286	A Miami (OH)	59 82	
									335	H Tennessee Tech	79 61	
LAST 12 Division I GAMES:												
65	H Youngstown St.	69 87	199	A Ill.-Chicago	42 60							
27	A Green Bay	45 87	282	A Milwaukee	79 90							
282	H Milwaukee	69 56	92	H Wright St.	62 80							
92	A Wright St.	66 95	238	H Oakland	54 71							
237	A Detroit	74 68	199	H Ill.-Chicago	56 86							
27	H Green Bay	52 67	108	A Cleveland St.	62 69							

Non-Div I Games: Purdue-Calumet 109 81

Valparaiso

Loss, Non-Conf, S Site, H Home A Away N Neutral

Vanderbilt

Through Games Of Feb. 22, 2015

Through Games of Feb. 11, 1918										
Average RPI Win:	115	WON-LOST	WINNING	LAST 10	STRENGTH OF	OPP. STRENGTH	TEAM	ADJ.	CONF.	ADJ CONF.
Average RPI Loss:	58	RECORD	PCT. RANK	GAMES	SCHEDULE	OF SCHEDULE	RPI	RPI	RPI	RPI
DIV. I ONLY	13- 13	173	4- 6	2	28	49	49	2	2	
DIV. I NON-CONF.	8- 4	92	0- 0	15	29	39	39	5	5	
TOTALS	RPI 1-25	RPI 26-50	W-L RECORDS	RPI 51-100	RPI 101-150	RPI 150+				
13- 13	1- 7	4- 1	OVERALL	0- 2	4- 2	4- 1				
8- 5	1- 3	3- 0	HOME	0- 0	1- 2	3- 0				
4- 6	0- 2	0- 1	AWAY	0- 2	3- 0	1- 1				
1- 2	0- 2	1- 0	NEUTRAL	0- 0	0- 0	0- 0				
8- 4	1- 3	2- 0	NON-CONFERENCE	0- 0	2- 0	3- 1				
5- 1	1- 1	1- 0	HOME	0- 0	0- 0	3- 0				
2- 1	0- 0	0- 0	AWAY	0- 0	2- 0	0- 1				
1- 2	0- 2	1- 0	NEUTRAL	0- 0	0- 0	0- 0				
5- 9	0- 4	2- 1	CONFERENCE	0- 2	2- 2	1- 0				
3- 4	0- 2	2- 0	HOME	0- 0	1- 2	0- 0				
2- 5	0- 2	0- 1	AWAY	0- 2	1- 0	1- 0				
0- 0	0- 0	0- 0	NEUTRAL	0- 0	0- 0	0- 0				

RPI 1-25				RPI 26-50				RPI 51-100				RPI 101+			
RPI	S	Opponent	Score	RPI	S	Opponent	Score	RPI	S	Opponent	Score	RPI	S	Opponent	Score
1	H	Tennessee	49 57	27	H	Green Bay	68 64	67	A	LSU	44 64	102	H	Ole Miss	58 54
4	A	South Carolina	59 89	32	A	Mississippi St.	44 69	72	A	Georgia	53 64	109	H	Missouri	51 54
5	N	UConn	52 91	32	H	Mississippi St.	78 62					120	A	Elon	66 50
10	N	Arizona St.	67 72	37	N	Minnesota	71 54					138	A	Wisconsin	67 58
11	H	Kentucky	68 82	40	H	Arkansas	55 53					148	A	Florida	76 75
15	H	Dayton	67 71									148	H	Florida	58 67
19	A	Texas A&M	61 75									154	A	Alabama	55 52
23	H	James Madison	66 62									155	H	Saint Louis	75 57
												166	H	Belmont	65 58
												258	A	Marquette	67 80
												349	H	Mississippi Val.	63 37
LAST 12 Division I GAMES:															
109	H	Missouri	51 54	32	A	Mississippi St.	44 69								
148	A	Florida	76 75	154	A	Alabama	55 52								
4	A	South Carolina	59 89	40	H	Arkansas	55 53								
11	H	Kentucky	68 82	72	A	Georgia	53 64								
102	H	Ole Miss	58 54	32	H	Mississippi St.	78 62								
148	H	Florida	58 67	67	A	LSU	44 64								

Non-Div I Games: Ala.-Huntsville 74 51

Vanderbilt

Loss, Non-Conf, S Site, H Home A Away N Neutral

Average RPI Win:	264	WON-LOST	WINNING	LAST 10	STRENGTH OF	OPP. STRENGTH	TEAM	ADJ.	CONF.	ADJ CONF.
Average RPI Loss:	172	RECORD	PCT. RANK	GAMES	SCHEDULE	OF SCHEDULE	RPI	RPI	RPI	RPI
DIV. I ONLY	5- 21	315	2- 8	193	248	302	302	23	23	
DIV. I NON-CONF.	3- 9	281	0- 0	159	252	271	271	24	24	
TOTALS	RPI 1-25	RPI 26-50	W-L RECORDS	RPI 51-100	RPI 101-150	RPI 150+				
5- 21	0- 1	0- 1	OVERALL	0- 3	0- 2	5- 14				
3- 10	0- 0	0- 0	HOME	0- 2	0- 2	3- 6				
2- 11	0- 1	0- 1	AWAY	0- 1	0- 0	2- 8				
0- 0	0- 0	0- 0	NEUTRAL	0- 0	0- 0	0- 0				
3- 9	0- 1	0- 1	NON-CONFERENCE	0- 0	0- 2	3- 5				
2- 4	0- 0	0- 0	HOME	0- 0	0- 2	2- 2				
1- 5	0- 1	0- 1	AWAY	0- 0	0- 0	1- 3				
0- 0	0- 0	0- 0	NEUTRAL	0- 0	0- 0	0- 0				
2- 12	0- 0	0- 0	CONFERENCE	0- 3	0- 0	2- 9				
1- 6	0- 0	0- 0	HOME	0- 2	0- 0	1- 4				
1- 6	0- 0	0- 0	AWAY	0- 1	0- 0	1- 5				
0- 0	0- 0	0- 0	NEUTRAL	0- 0	0- 0	0- 0				

RPI S	Opponent	Score	RPI S	Opponent	Score	RPI S	Opponent	Score	RPI S	Opponent	Score	Team's RPI: 302
25	A Syracuse	63 94	27	A Green Bay	40 60	83	H Albany (NY)	48 89	103	H Cornell	87 90	
						84	A Maine	46 74	132	H Bryant	55 72	
						84	H Maine	54 57	152	A Central Conn. St.	75 77	
									159	H Dartmouth	68 63	
									169	A Stony Brook	38 60	
									169	H Stony Brook	62 74	
									173	A Hartford	49 60	
									173	H Hartford	46 62	
									184	H Delaware	46 68	
									198	A Sacred Heart	66 76	
									218	A New Hampshire	63 60	
									218	H New Hampshire	56 64	
									225	A UMass Lowell	63 72	
									226	H Brown	76 81	
									272	A UMBC	64 71	
									272	H UMBC	61 68	
									295	A St. Francis Brooklyn	63 61	
									316	A Boston U.	61 66	
									320	A Binghamton	62 73	
									320	H Binghamton	72 66	
									330	H Wagner	82 75	
LAST 12 Division I GAMES:												
84	H Maine	54 57	83	H Albany (NY)	48 89							
272	A UMBC	64 71	225	A UMass Lowell	63 72							
218	A New Hampshire	63 60	84	A Maine	46 74							
320	H Binghamton	72 66	272	H UMBC	61 68							
169	H Stony Brook	62 74	218	H New Hampshire	56 64							
173	A Hartford	49 60	320	A Binghamton	62 73							

Non-Div I Games:

Vermont

Average RPI Win: 172		WON-LOST	WINNING	LAST 10	STRENGTH OF	OPP. STRENGTH	TEAM	ADJ.	CONF.	ADJ CONF.
Average RPI Loss: 88		RECORD	PCT. RANK	GAMES	SCHEDULE	OF SCHEDULE	RPI	RPI	RPI	RPI
DIV. I ONLY		16- 12	131	6- 4	67	79	81	81	10	10
DIV. I NON-CONF.		6- 6	158	1- 0	70	21	91	91	9	9
TOTALS		RPI 1-25	RPI 26-50	W-L RECORDS		RPI 51-100	RPI 101-150	RPI 150+		
16- 12	0- 2	0- 3		OVERALL		5- 3	1- 2	10- 2		
9- 2	0- 0	0- 1		HOME		3- 0	1- 0	5- 1		
6- 7	0- 0	0- 2		AWAY		2- 2	0- 2	4- 1		
1- 3	0- 2	0- 0		NEUTRAL		0- 1	0- 0	1- 0		
6- 6	0- 2	0- 1		NON-CONFERENCE		2- 1	0- 1	4- 1		
3- 1	0- 0	0- 0		HOME		1- 0	0- 0	2- 1		
2- 2	0- 0	0- 1		AWAY		1- 0	0- 1	1- 0		
1- 3	0- 2	0- 0		NEUTRAL		0- 1	0- 0	1- 0		
10- 6	0- 0	0- 2		CONFERENCE		3- 2	1- 1	6- 1		
6- 1	0- 0	0- 1		HOME		2- 0	1- 0	3- 0		
4- 5	0- 0	0- 1		AWAY		1- 2	0- 1	3- 1		
0- 0	0- 0	0- 0		NEUTRAL		0- 0	0- 0	0- 0		

RPI S	Opponent	Score	RPI S	Opponent	Score	RPI S	Opponent	Score	RPI S	Opponent	Score
10 N	Arizona St.	46 51	26 A	Chattanooga	45 49	51 A	DePaul	47 49	112 A	Saint Joseph's	54 58
24 N	South Fla.	56 57	43 A	Seton Hall	62 64	51 H	DePaul	79 76	122 A	Butler	58 72
			43 H	Seton Hall	56 59	66 A	Penn	70 44	122 H	Butler	63 52
						68 H	North Carolina St.	74 65	151 H	Temple	64 59
						78 A	Creighton	65 61	176 H	La Salle	70 36
						87 A	St. John's (NY)	51 56	192 A	Xavier	54 34
						87 H	St. John's (NY)	81 69	192 H	Xavier	64 48
						90 N	Georgia Tech	63 71	198 H	Sacred Heart	49 72
									221 A	Cal St. Fullerton	50 43
									247 A	Providence	49 51
									258 A	Marquette	75 59
									258 H	Marquette	68 48
									270 N	Col. of Charleston	60 41
									284 A	Georgetown	64 48
									284 H	Georgetown	69 57
LAST 12 Division I GAMES:											
43 A	Seton Hall	62 64	258 A	Marquette	75 59						
87 A	St. John's (NY)	51 56	87 H	St. John's (NY)	81 69						
192 H	Xavier	64 48	43 H	Seton Hall	56 59						
122 H	Butler	63 52	66 A	Penn	70 44						
284 A	Georgetown	64 48	192 A	Xavier	54 34						
51 A	DePaul	47 49	122 A	Butler	58 72						

Non-Div I Games:

Villanova

■ Loss, 
 ■ Non-Conf, S Site, 
 ■ Home 
 ■ Away 
 N Neutral

## Virginia

Through Games Of Feb. 22, 2015

Average RPI Win:	190	WON-LOST	WINNING	LAST 10	STRENGTH OF	OPP. STRENGTH	TEAM	ADJ.	CONF.	ADJ CONF.
Average RPI Loss:	63	RECORD	PCT. RANK	GAMES	SCHEDULE	OF SCHEDULE	RPI	RPI	RPI	RPI
DIV. I ONLY	16- 11	109	4- 4	132	48	106	106	3	3	
DIV. I NON-CONF.	10- 3	52	2- 0	308	174	147	147	3	3	
TOTALS	RPI 1-25	RPI 26-50	W-L RECORDS	RPI 51-100	RPI 101-150	RPI 150+				
16- 11	0- 5	2- 1	OVERALL	3- 3	0- 1	11- 1				
12- 4	0- 2	2- 0	HOME	3- 1	0- 0	7- 1				
4- 6	0- 3	0- 1	AWAY	0- 2	0- 0	4- 0				
0- 1	0- 0	0- 0	NEUTRAL	0- 0	0- 1	0- 0				
10- 3	0- 0	2- 0	NON-CONFERENCE	1- 1	0- 1	7- 1				
8- 1	0- 0	2- 0	HOME	1- 0	0- 0	5- 1				
2- 1	0- 0	0- 0	AWAY	0- 1	0- 0	2- 0				
0- 1	0- 0	0- 0	NEUTRAL	0- 0	0- 1	0- 0				
6- 8	0- 5	0- 1	CONFERENCE	2- 2	0- 0	4- 0				
4- 3	0- 2	0- 0	HOME	2- 1	0- 0	2- 0				
2- 5	0- 3	0- 1	AWAY	0- 1	0- 0	2- 0				
0- 0	0- 0	0- 0	NEUTRAL	0- 0	0- 0	0- 0				

RPI 1-25				RPI 26-50				RPI 51-100				RPI 101+ Team's RPI: 106			
RPI	S	Opponent	Score	RPI	S	Opponent	Score	RPI	S	Opponent	Score	RPI	S	Opponent	Score
3	A	Notre Dame	54 75	33	A	Pittsburgh	63 68	56	A	Miami (FL)	58 67	114	N	Toledo	62 64
7	A	Louisville	55 67	36	H	Ohio St.	87 82	68	H	North Carolina St.	71 63	164	H	Auburn	66 51
13	H	Florida St.	56 65	46	H	St. Mary's (CA)	62 49	71	H	Drexel	72 66	178	A	Clemson	77 72
14	H	Duke	45 71					85	A	Illinois	63 86	188	H	Radford	75 47
25	A	Syracuse	58 70					90	H	Georgia Tech	62 68	192	A	Xavier	71 62
								100	H	Boston College	68 56	205	H	Wake Forest	72 70
												210	A	Virginia Tech	62 47
												210	H	Virginia Tech	73 59
												248	H	Davidson	57 67
												337	A	FIU	74 61
												344	H	Howard	74 53
												346	H	Longwood	91 49
												347	H	Delaware St.	100 62
LAST 12 Division I GAMES:															
337	A	FIU	74 61	3	A	Notre Dame	54 75	178	A	Clemson	77 72				
71	H	Drexel	72 66	68	H	North Carolina St.	71 63	90	H	Georgia Tech	62 68				
210	H	Virginia Tech	73 59	56	A	Miami (FL)	58 67	7	A	Louisville	55 67				
33	A	Pittsburgh	63 68												
13	H	Florida St.	56 65												
14	H	Duke	45 71												

Non-Div I Games:

Virginia

■ Loss, 
 ■ Non-Conf, S Site, 
 ■ Home 
 ■ Away 
 N Neutral



Average RPI Win: 243		WON-LOST	WINNING	LAST 10	STRENGTH OF	OPP. STRENGTH	TEAM	ADJ.	CONF.	ADJ CONF.
Average RPI Loss: 73		RECORD	PCT. RANK	GAMES	SCHEDULE	OF SCHEDULE	RPI	RPI	RPI	RPI
DIV. I ONLY		10- 18	259	1- 9	53	71	210	210	3	3
DIV. I NON-CONF.		9- 4	84	0- 0	242	322	174	174	3	3
TOTALS	RPI 1-25	RPI 26-50		W-L RECORDS		RPI 51-100	RPI 101-150	RPI 150+		
10- 18	0- 6	0- 2		OVERALL		1- 4	1- 4	8- 2		
9- 9	0- 5	0- 1		HOME		1- 1	1- 2	7- 0		
1- 9	0- 1	0- 1		AWAY		0- 3	0- 2	1- 2		
0- 0	0- 0	0- 0		NEUTRAL		0- 0	0- 0	0- 0		
9- 4	0- 0	0- 1		NON-CONFERENCE		1- 0	1- 2	7- 1		
8- 2	0- 0	0- 1		HOME		1- 0	1- 1	6- 0		
1- 2	0- 0	0- 0		AWAY		0- 0	0- 1	1- 1		
0- 0	0- 0	0- 0		NEUTRAL		0- 0	0- 0	0- 0		
1- 14	0- 6	0- 1		CONFERENCE		0- 4	0- 2	1- 1		
1- 7	0- 5	0- 0		HOME		0- 1	0- 1	1- 0		
0- 7	0- 1	0- 1		AWAY		0- 3	0- 1	0- 1		
0- 0	0- 0	0- 0		NEUTRAL		0- 0	0- 0	0- 0		

RPI 1-25			
RPI	S	Opponent	Score
3	H	Notre Dame	50 74
7	H	Louisville	49 69
12	H	North Carolina	52 74
13	H	Florida St.	44 59
14	A	Duke	40 65
25	H	Syracuse	51 59

RPI 26-50			
RPI	S	Opponent	Score
33	A	Pittsburgh	35 53
35	H	Northwestern	45 70

RPI 51-100			
RPI	S	Opponent	Score
56	A	Miami (FL)	39 42
56	H	Miami (FL)	45 62
68	A	North Carolina St.	59 73
90	A	Georgia Tech	71 79
91	H	Hofstra	60 43

RPI 101+			
RPI	S	Opponent	Score
106	A	Virginia	59 73
106	H	Virginia	47 62
115	H	East Tenn. St.	72 65
142	H	Old Dominion	62 69
148	A	Florida	44 73
178	A	Clemson	54 63
188	H	Radford	73 60
205	H	Wake Forest	76 59
229	A	George Mason	69 77
247	A	Providence	72 69
267	H	Norfolk St.	60 49
313	H	Western Caro.	79 58
328	H	UMES	63 41
331	H	N.C. Central	80 44
346	H	Longwood	74 42

Team's RPI: 210			
-----------------	--	--	--

LAST 12 Division I GAMES:			
106	A	Virginia	59 73
7	H	Louisville	49 69
25	H	Syracuse	51 59
33	A	Pittsburgh	35 53
12	H	North Carolina	52 74
56	A	Miami (FL)	39 42
90	A	Georgia Tech	71 79
3	H	Notre Dame	50 74
205	H	Wake Forest	76 59
13	H	Florida St.	44 59
14	A	Duke	40 65
56	H	Miami (FL)	45 62

Non-Div I Games:

Virginia Tech

Loss, Non-Conf, S Site, H Home A Away N Neutral

Average RPI Win: <b>284</b>	WON-LOST	WINNING	LAST 10	STRENGTH OF	OPP. STRENGTH	TEAM	ADJ.	CONF.	ADJ CONF.
Average RPI Loss: <b>199</b>	RECORD	PCT. RANK	GAMES	SCHEDULE	OF SCHEDULE	RPI	RPI	RPI	RPI
DIV. I ONLY	6- 20	302	2- 8	305	284	330	330	29	29
DIV. I NON-CONF.	2- 9	297	0- 0	183	165	306	306	28	28
TOTALS	RPI 1-25	RPI 26-50	W-L RECORDS	RPI 51-100	RPI 101-150	RPI 150+			
6- 20	0- 1	0- 1	OVERALL	0- 1	0- 3	6- 14			
5- 8	0- 0	0- 1	HOME	0- 0	0- 1	5- 6			
1- 12	0- 1	0- 0	AWAY	0- 1	0- 2	1- 8			
0- 0	0- 0	0- 0	NEUTRAL	0- 0	0- 0	0- 0			
2- 9	0- 1	0- 1	NON-CONFERENCE	0- 1	0- 2	2- 4			
2- 3	0- 0	0- 1	HOME	0- 0	0- 1	2- 1			
0- 6	0- 1	0- 0	AWAY	0- 1	0- 1	0- 3			
0- 0	0- 0	0- 0	NEUTRAL	0- 0	0- 0	0- 0			
4- 11	0- 0	0- 0	CONFERENCE	0- 0	0- 1	4- 10			
3- 5	0- 0	0- 0	HOME	0- 0	0- 0	3- 5			
1- 6	0- 0	0- 0	AWAY	0- 0	0- 1	1- 5			
0- 0	0- 0	0- 0	NEUTRAL	0- 0	0- 0	0- 0			

RPI 1-25				RPI 26-50				RPI 51-100				RPI 101+ Team's RPI: 330			
RPI	S	Opponent	Score	RPI	S	Opponent	Score	RPI	S	Opponent	Score	RPI	S	Opponent	Score
6	A	Maryland	24 97	41	H	Rutgers	53 81	87	A	St. John's (NY)	49 71	116	H	Yale	65 90
												127	A	VCU	75 84
												132	A	Bryant	48 84
												152	A	Central Conn. St.	61 77
												152	H	Central Conn. St.	67 83
												163	H	Robert Morris	47 86
												169	H	Stony Brook	76 70
												198	A	Sacred Heart	60 73
												198	H	Sacred Heart	59 73
												201	A	Penn St.	66 96
												251	H	Monmouth	59 82
												291	H	Columbia	97 86
												295	A	St. Francis Brooklyn	55 67
												295	H	St. Francis Brooklyn	63 60
												298	A	NJIT	54 60
												302	A	Vermont	75 82
												310	H	Mt. St. Mary's	58 60
												311	A	LIU Brooklyn	47 75
												311	H	LIU Brooklyn	72 69
												317	A	Fairleigh Dickinson	70 72
												317	H	Fairleigh Dickinson	82 75
												322	A	Saint Francis (PA)	76 60
												322	H	Saint Francis (PA)	74 87
LAST 12 Division I GAMES:															
311	A	LIU Brooklyn	47 75	152	H	Central Conn. St.	67 83								
295	A	St. Francis Brooklyn	55 67	322	H	Saint Francis (PA)	74 87								
317	H	Fairleigh Dickinson	82 75	152	A	Central Conn. St.	61 77								
198	A	Sacred Heart	60 73	132	A	Bryant	48 84								
295	H	St. Francis Brooklyn	63 60	317	A	Fairleigh Dickinson	70 72								
198	H	Sacred Heart	59 73	163	H	Robert Morris	47 86								

Non-Div I Games:

Wagner

■ Loss, 
 ■ Non-Conf, 
 ■ S Site, 
 ■ H Home 
 ■ A Away 
 N Neutral

## Wake Forest

Through Games Of Feb. 22, 2015

Average RPI Win:	238	WON-LOST	WINNING	LAST 10	STRENGTH OF	OPP. STRENGTH	TEAM	ADJ.	CONF.	ADJ CONF.
Average RPI Loss:	63	RECORD	PCT. RANK	GAMES	SCHEDULE	OF SCHEDULE	RPI	RPI	RPI	RPI
DIV. I ONLY	10- 18	259	1- 9	71	44	205	205	3	3	
DIV. I NON-CONF.	9- 5	102	0- 0	271	186	189	189	3	3	
TOTALS	RPI 1-25	RPI 26-50	W-L RECORDS	RPI 51-100	RPI 101-150	RPI 150+				
10- 18	0- 8	0- 1	OVERALL	1- 5	1- 2	8- 2				
8- 7	0- 2	0- 1	HOME	1- 2	0- 1	7- 1				
0- 10	0- 5	0- 0	AWAY	0- 3	0- 1	0- 1				
2- 1	0- 1	0- 0	NEUTRAL	0- 0	1- 0	1- 0				
9- 5	0- 1	0- 0	NON-CONFERENCE	1- 2	1- 1	7- 1				
7- 2	0- 0	0- 0	HOME	1- 0	0- 1	6- 1				
0- 2	0- 0	0- 0	AWAY	0- 2	0- 0	0- 0				
2- 1	0- 1	0- 0	NEUTRAL	0- 0	1- 0	1- 0				
1- 13	0- 7	0- 1	CONFERENCE	0- 3	0- 1	1- 1				
1- 5	0- 2	0- 1	HOME	0- 2	0- 0	1- 0				
0- 8	0- 5	0- 0	AWAY	0- 1	0- 1	0- 1				
0- 0	0- 0	0- 0	NEUTRAL	0- 0	0- 0	0- 0				

RPI 1-25				RPI 26-50				RPI 51-100				RPI 101+ Team's RPI: 205			
RPI	S	Opponent	Score	RPI	S	Opponent	Score	RPI	S	Opponent	Score	RPI	S	Opponent	Score
3	A	Notre Dame	63 92	33	H	Pittsburgh	41 65	55	A	Michigan	69 83	105	N	Montana	73 60
7	H	Louisville	68 79					68	A	North Carolina St.	55 71	106	A	Virginia	70 72
12	A	North Carolina	45 83					68	H	North Carolina St.	70 78	109	H	Missouri	64 79
13	A	Florida St.	80 110					73	H	American	77 64	178	H	Clemson	64 62
14	A	Duke	63 70					96	A	Richmond	72 79	186	H	Arizona	69 72
14	H	Duke	53 70					100	H	Boston College	74 75	190	N	Charlotte	65 58
18	N	Princeton	55 72									210	A	Virginia Tech	59 76
25	A	Syracuse	62 73									242	H	Towson	74 64
LAST 12 Division I GAMES:															
12	A	North Carolina	45 83	178	H	Clemson	64 62	13	A	Florida St.	80 110	258	H	Marquette	89 77
33	H	Pittsburgh	41 65	210	A	Virginia Tech	59 76	68	H	North Carolina St.	70 78	313	H	Western Caro.	77 59
100	H	Boston College	74 75	25	A	Syracuse	62 73	7	H	Louisville	68 79	335	H	Tennessee Tech	89 62
68	A	North Carolina St.	55 71									338	H	Coppin St.	65 54
14	H	Duke	53 70									346	H	Longwood	64 60
3	A	Notre Dame	63 92												

Non-Div I Games:

Wake Forest

■ Loss, 
■ Non-Conf, 
■ S Site, 
■ H Home 
■ A Away 
N Neutral

Washington

through games of Feb. 11, 1919

Average RPI Win:	147	WON-LOST	WINNING	LAST 10	STRENGTH OF	OPP. STRENGTH	TEAM	ADJ.	CONF.	ADJ CONF.
Average RPI Loss:	51	RECORD	PCT. RANK	GAMES	SCHEDULE	OF SCHEDULE	RPI	RPI	RPI	RPI
DIV. I ONLY	20- 8	52	6- 4	37	50	29	29	5	5	
DIV. I NON-CONF.	11- 1	11	0- 0	103	117	15	15	4	4	
TOTALS	RPI 1-25	RPI 26-50	W-L RECORDS	RPI 51-100	RPI 101-150	RPI 150+				
20- 8	3- 5	1- 1	OVERALL	2- 1	5- 0	9- 1				
9- 2	2- 1	1- 0	HOME	1- 1	2- 0	3- 0				
8- 6	0- 4	0- 1	AWAY	1- 0	2- 0	5- 1				
3- 0	1- 0	0- 0	NEUTRAL	0- 0	1- 0	1- 0				
11- 1	2- 1	0- 0	NON-CONFERENCE	1- 0	3- 0	5- 0				
4- 0	1- 0	0- 0	HOME	1- 0	1- 0	1- 0				
4- 1	0- 1	0- 0	AWAY	0- 0	1- 0	3- 0				
3- 0	1- 0	0- 0	NEUTRAL	0- 0	1- 0	1- 0				
9- 7	1- 4	1- 1	CONFERENCE	1- 1	2- 0	4- 1				
5- 2	1- 1	1- 0	HOME	0- 1	1- 0	2- 0				
4- 5	0- 3	0- 1	AWAY	1- 0	1- 0	2- 1				
0- 0	0- 0	0- 0	NEUTRAL	0- 0	0- 0	0- 0				

RPI	S	Opponent	Score	RPI	S	Opponent	Score	Team's RPI: 29	RPI	S	Opponent	Score	RPI	S	Opponent	Score
9	A	Oregon St.	67 75	28	A	California	58 82		63	A	Washington St.	83 43	116	H	Yale	81 51
9	H	Oregon St.	76 67	28	H	California	79 77		63	H	Washington St.	72 83	126	A	Colorado	79 67
10	A	Arizona St.	48 62						79	H	South Dakota	96 82	126	H	Colorado	85 82
13	N	Florida St.	80 68										140	A	UC Riverside	74 71
19	H	Texas A&M	70 49										146	N	Furman	101 69
20	A	Oklahoma	80 90										167	A	Oregon	91 69
22	A	Stanford	69 82										167	H	Oregon	70 55
22	H	Stanford	56 60										173	N	Hartford	81 70
													186	A	Arizona	79 69
													222	A	San Diego St.	69 48
													235	A	Utah	61 69
													235	H	Utah	63 51
													289	A	Portland	80 45
													306	H	Grambling	84 53
													324	A	Seattle	102 69
LAST 12 Division I GAMES:																
63	A	Washington St.	83 43	22	A	Stanford	69 82									
63	H	Washington St.	72 83	28	A	California	58 82									
126	A	Colorado	79 67	235	H	Utah	63 51									
235	A	Utah	61 69	126	H	Colorado	85 82									
167	H	Oregon	70 55	9	A	Oregon St.	67 75									
9	H	Oregon St.	76 67	167	A	Oregon	91 69									

Non-Div I Games:

Washington

■ Loss, 
 ■ Non-Conf, S Site, 
 ■ Home 
 ■ Away 
 N Neutral

Average RPI Win:	167	WON-LOST	WINNING	LAST 10	STRENGTH OF	OPP. STRENGTH	TEAM	ADJ.	CONF.	ADJ CONF.
Average RPI Loss:	45	RECORD	PCT. RANK	GAMES	SCHEDULE	OF SCHEDULE	RPI	RPI	RPI	RPI
DIV. I ONLY	15- 12	143	4- 6	39	24	63	63	5	5	
DIV. I NON-CONF.	9- 2	35	0- 0	123	35	44	44	4	4	
TOTALS	RPI 1-25	RPI 26-50	W-L RECORDS	RPI 51-100	RPI 101-150	RPI 150+				
15- 12	2- 5	2- 4	OVERALL	1- 1	1- 1	9- 1				
6- 6	1- 2	0- 3	HOME	0- 0	1- 0	4- 1				
8- 5	0- 3	2- 1	AWAY	1- 0	0- 1	5- 0				
1- 1	1- 0	0- 0	NEUTRAL	0- 1	0- 0	0- 0				
9- 2	2- 0	1- 1	NON-CONFERENCE	1- 1	0- 0	5- 0				
4- 1	1- 0	0- 1	HOME	0- 0	0- 0	3- 0				
4- 0	0- 0	1- 0	AWAY	1- 0	0- 0	2- 0				
1- 1	1- 0	0- 0	NEUTRAL	0- 1	0- 0	0- 0				
6- 10	0- 5	1- 3	CONFERENCE	0- 0	1- 1	4- 1				
2- 5	0- 2	0- 2	HOME	0- 0	1- 0	1- 1				
4- 5	0- 3	1- 1	AWAY	0- 0	0- 1	3- 0				
0- 0	0- 0	0- 0	NEUTRAL	0- 0	0- 0	0- 0				

RPI 1-25				RPI 26-50				RPI 51-100				RPI 101+			
RPI	S	Opponent	Score	RPI	S	Opponent	Score	RPI	S	Opponent	Score	RPI	S	Opponent	Score
6	N	Maryland	70 64	28	A	California	54 57	55	N	Michigan	64 76	126	A	Colorado	51 72
9	A	Oregon St.	70 73	28	H	California	62 70	98	A	Hampton	74 60	126	H	Colorado	73 68
9	H	Oregon St.	56 61	29	A	Washington	83 72					167	A	Oregon	79 76
10	A	Arizona St.	64 78	29	H	Washington	43 83					167	H	Oregon	69 70
15	H	Dayton	76 60	34	H	Nebraska	61 82					186	A	Arizona	81 70
22	A	Stanford	56 75	42	A	Gonzaga	59 58					196	H	Montana St.	82 61
22	H	Stanford	76 86									235	A	Utah	61 52
												235	H	Utah	63 54
												241	H	Idaho St.	84 34
												271	A	Loyola Marymount	87 60
												324	H	Seattle	82 62
												332	A	UC Santa Barbara	81 55
LAST 12 Division I GAMES:															
				29	H	Washington	43 83	28	A	California	54 57				
				29	A	Washington	83 72	22	A	Stanford	56 75				
				235	A	Utah	61 52	126	H	Colorado	73 68				
				126	A	Colorado	51 72	235	H	Utah	63 54				
				9	H	Oregon St.	56 61	167	A	Oregon	79 76				
				167	H	Oregon	69 70	9	A	Oregon St.	70 73				

Non-Div I Games:

Washington St.

Average RPI Win:	252	WON-LOST	WINNING	LAST 10	STRENGTH OF	OPP. STRENGTH	TEAM	ADJ.	CONF.	ADJ CONF.
Average RPI Loss:	157	RECORD	PCT. RANK	GAMES	SCHEDULE	OF SCHEDULE	RPI	RPI	RPI	RPI
DIV. I ONLY	9- 15	247	5- 5	204	256	249	249	21	21	
DIV. I NON-CONF.	3- 6	234	0- 0	204	270	246	246	21	21	
TOTALS	RPI 1-25	RPI 26-50	W-L RECORDS	RPI 51-100	RPI 101-150	RPI 150+				
9- 15	0- 0	0- 1	OVERALL	0- 2	1- 5	8- 7				
5- 8	0- 0	0- 1	HOME	0- 1	0- 3	5- 3				
4- 6	0- 0	0- 0	AWAY	0- 1	1- 2	3- 3				
0- 1	0- 0	0- 0	NEUTRAL	0- 0	0- 0	0- 1				
3- 6	0- 0	0- 1	NON-CONFERENCE	0- 2	1- 0	2- 3				
1- 3	0- 0	0- 1	HOME	0- 1	0- 0	1- 1				
2- 2	0- 0	0- 0	AWAY	0- 1	1- 0	1- 1				
0- 1	0- 0	0- 0	NEUTRAL	0- 0	0- 0	0- 1				
6- 9	0- 0	0- 0	CONFERENCE	0- 0	0- 5	6- 4				
4- 5	0- 0	0- 0	HOME	0- 0	0- 3	4- 2				
2- 4	0- 0	0- 0	AWAY	0- 0	0- 2	2- 2				
0- 0	0- 0	0- 0	NEUTRAL	0- 0	0- 0	0- 0				

RPI S	Opponent	Score	RPI S	Opponent	Score	RPI S	Opponent	Score	RPI S	Opponent	Score	Team's RPI: 249
48	H Oklahoma St.	49 55	59	H San Diego	50 59	105	A Montana	43 53	105	H Montana	60 64	
			60	A BYU	53 64	128	A Sacramento St.	65 108	137	H Eastern Wash.	55 69	
						145	A New Mexico St.	100 97	149	H North Dakota	54 57	
						161	N Eastern Mich.	42 57	182	H Northern Colo.	59 52	
						189	H Idaho	60 67	196	A Montana St.	54 62	
						196	H Montana St.	49 60	221	H Cal St. Fullerton	68 70	
						240	A Southern Utah	50 48	240	H Southern Utah	60 39	
						241	H Idaho St.	63 57	274	A Northern Ariz.	52 56	
						274	H Northern Ariz.	66 53	299	H Denver	65 63	
						304	A Portland St.	60 51	326	A Utah Valley	40 61	
						343	A Air Force	71 53				
LAST 12 Division I GAMES:												
105	H Montana	60 64	149	H North Dakota	54 57							
196	H Montana St.	49 60	128	A Sacramento St.	65 108							
274	A Northern Ariz.	52 56	304	A Portland St.	60 51							
240	A Southern Utah	50 48	240	H Southern Utah	60 39							
241	H Idaho St.	63 57	274	H Northern Ariz.	66 53							
182	H Northern Colo.	59 52	196	A Montana St.	54 62							

Non-Div I Games: Bristol 94 48 Montana Western 77 31

Weber St.

■ Loss, 
■ Non-Conf, S Site, 
■ Home 
■ Away 
N Neutral

## West Virginia

Through Games Of Feb. 22, 2015

Average RPI Win:	160	WON-LOST	WINNING	LAST 10	STRENGTH OF	OPP. STRENGTH	TEAM	ADJ.	CONF.	ADJ CONF.
Average RPI Loss:	49	RECORD	PCT. RANK	GAMES	SCHEDULE	OF SCHEDULE	RPI	RPI	RPI	RPI
DIV. I ONLY	16- 11	109	5- 5	33	52	64	64	1	1	
DIV. I NON-CONF.	10- 2	31	0- 0	168	278	57	57	1	1	
TOTALS	RPI 1-25	RPI 26-50	W-L RECORDS	RPI 51-100	RPI 101-150	RPI 150+				
16- 11	1- 4	3- 3	OVERALL	4- 2	1- 2	7- 0				
13- 3	1- 1	2- 1	HOME	4- 0	0- 1	6- 0				
2- 8	0- 3	1- 2	AWAY	0- 2	0- 1	1- 0				
1- 0	0- 0	0- 0	NEUTRAL	0- 0	1- 0	0- 0				
10- 2	0- 0	2- 2	NON-CONFERENCE	0- 0	1- 0	7- 0				
8- 0	0- 0	2- 0	HOME	0- 0	0- 0	6- 0				
1- 2	0- 0	0- 2	AWAY	0- 0	0- 0	1- 0				
1- 0	0- 0	0- 0	NEUTRAL	0- 0	1- 0	0- 0				
6- 9	1- 4	1- 1	CONFERENCE	4- 2	0- 2	0- 0				
5- 3	1- 1	0- 1	HOME	4- 0	0- 1	0- 0				
1- 6	0- 3	1- 0	AWAY	0- 2	0- 1	0- 0				
0- 0	0- 0	0- 0	NEUTRAL	0- 0	0- 0	0- 0				

RPI 1-25				RPI 26-50				RPI 51-100				Team's RPI: 64	RPI 101+			
RPI	S	Opponent	Score	RPI	S	Opponent	Score	RPI	S	Opponent	Score		RPI	S	Opponent	Score
2	A	Baylor	51 79	32	A	Mississippi St.	61 74	52	A	Iowa St.	43 61		113	A	Texas Tech	57 73
2	H	Baylor	62 66	36	A	Ohio St.	54 96	52	H	Iowa St.	54 52		113	H	Texas Tech	45 55
20	A	Oklahoma	60 71	43	H	Seton Hall	89 87	69	H	TCU	76 71		124	N	Marshall	69 56
20	H	Oklahoma	78 69	45	H	Duquesne	79 60	76	H	Kansas St.	63 51		183	H	Fairfield	67 53
21	A	Texas	55 61	48	A	Oklahoma St.	61 49	95	A	Kansas	59 65		244	H	Evansville	83 39
				48	H	Oklahoma St.	46 52	95	H	Kansas	59 56		268	H	Eastern Ky.	67 42
LAST 12 Division I GAMES:																
				52	H	Iowa St.	54 52	20	H	Oklahoma	78 69		309	H	IPFW	82 48
				48	H	Oklahoma St.	46 52	113	A	Texas Tech	57 73		317	A	Fairleigh Dickinson	80 52
				2	A	Baylor	51 79	95	A	Kansas	59 65		322	H	Saint Francis (PA)	101 46
				95	H	Kansas	59 56	76	H	Kansas St.	63 51		338	H	Coppin St.	83 43
				52	A	Iowa St.	43 61	48	A	Oklahoma St.	61 49					
				69	H	TCU	76 71	113	H	Texas Tech	45 55					

Non-Div I Games:

West Virginia

■ Loss, 
■ Non-Conf, 
■ S Site, 
■ H Home 
■ A Away 
N Neutral

Average RPI Win:	273	WON-LOST	WINNING	LAST 10	STRENGTH OF	OPP. STRENGTH	TEAM	ADJ.	CONF.	ADJ CONF.
Average RPI Loss:	197	RECORD	PCT. RANK	GAMES	SCHEDULE	OF SCHEDULE	RPI	RPI	RPI	RPI
DIV. I ONLY	6- 18	295	1- 9	303	272	313	313	20	20	
DIV. I NON-CONF.	5- 7	204	0- 0	344	316	303	303	22	22	
TOTALS	RPI 1-25	RPI 26-50	W-L RECORDS	RPI 51-100	RPI 101-150	RPI 150+				
6- 18	0- 0	0- 2	OVERALL	0- 0	0- 3	6- 13				
3- 7	0- 0	0- 1	HOME	0- 0	0- 1	3- 5				
2- 10	0- 0	0- 1	AWAY	0- 0	0- 2	2- 7				
1- 1	0- 0	0- 0	NEUTRAL	0- 0	0- 0	1- 1				
5- 7	0- 0	0- 0	NON-CONFERENCE	0- 0	0- 0	5- 7				
2- 2	0- 0	0- 0	HOME	0- 0	0- 0	2- 2				
2- 4	0- 0	0- 0	AWAY	0- 0	0- 0	2- 4				
1- 1	0- 0	0- 0	NEUTRAL	0- 0	0- 0	1- 1				
1- 11	0- 0	0- 2	CONFERENCE	0- 0	0- 3	1- 6				
1- 5	0- 0	0- 1	HOME	0- 0	0- 1	1- 3				
0- 6	0- 0	0- 1	AWAY	0- 0	0- 2	0- 3				
0- 0	0- 0	0- 0	NEUTRAL	0- 0	0- 0	0- 0				

RPI 1-25				RPI 26-50				RPI 51-100				RPI 101+				Team's RPI: 313	
RPI	S	Opponent	Score	RPI	S	Opponent	Score	RPI	S	Opponent	Score	RPI	S	Opponent	Score		
				26	A	Chattanooga	52 83					115	A	East Tenn. St.	40 51		
				26	H	Chattanooga	41 66					115	H	East Tenn. St.	60 63		
												146	A	Furman	72 84		
												187	A	Mercer	60 82		
												187	H	Mercer	51 68		
												193	A	Samford	52 68		
												193	H	Samford	50 60		
												205	A	Wake Forest	59 77		
												210	A	Virginia Tech	58 79		
												214	H	Campbell	67 57		
												215	H	USC Upstate	63 59		
												236	H	Presbyterian	44 51		
												243	A	UNCW	64 53		
												252	A	North Florida	45 62		
												260	A	Bethune-Cookman	53 63		
												268	N	Eastern Ky.	62 71		
												300	A	Wofford	49 59		
												300	H	Wofford	55 63		
												301	H	UNC Greensboro	70 49		
												327	A	UNC Asheville	79 66		
												331	H	N.C. Central	59 64		
												337	N	FIU	83 69		
LAST 12 Division I GAMES:																	
				300	H	Wofford	55 63					146	A	Furman	72 84		
				26	H	Chattanooga	41 66					301	H	UNC Greensboro	70 49		
				115	A	East Tenn. St.	40 51					193	A	Samford	52 68		
				187	A	Mercer	60 82					26	A	Chattanooga	52 83		
				115	H	East Tenn. St.	60 63					193	H	Samford	50 60		
				300	A	Wofford	49 59					187	H	Mercer	51 68		

Non-Div I Games: North Greenville 75 74 Livingstone 66 55 Montreat 110 37

Western Caro.



Average RPI Win:	291	WON-LOST	WINNING	LAST 10	STRENGTH OF	OPP. STRENGTH	TEAM	ADJ.	CONF.	ADJ CONF.
Average RPI Loss:	171	RECORD	PCT. RANK	GAMES	SCHEDULE	OF SCHEDULE	RPI	RPI	RPI	RPI
DIV. I ONLY	15- 10	102	6- 4	343	283	232	232	25	25	
DIV. I NON-CONF.	6- 5	145	0- 0	343	336	252	252	25	25	
TOTALS	RPI 1-25	RPI 26-50	W-L RECORDS	RPI 51-100	RPI 101-150	RPI 150+				
15- 10	0- 0	0- 0	OVERALL	0- 2	0- 2	15- 6				
8- 4	0- 0	0- 0	HOME	0- 2	0- 1	8- 1				
7- 6	0- 0	0- 0	AWAY	0- 0	0- 1	7- 5				
0- 0	0- 0	0- 0	NEUTRAL	0- 0	0- 0	0- 0				
6- 5	0- 0	0- 0	NON-CONFERENCE	0- 0	0- 2	6- 3				
3- 1	0- 0	0- 0	HOME	0- 0	0- 1	3- 0				
3- 4	0- 0	0- 0	AWAY	0- 0	0- 1	3- 3				
0- 0	0- 0	0- 0	NEUTRAL	0- 0	0- 0	0- 0				
9- 5	0- 0	0- 0	CONFERENCE	0- 2	0- 0	9- 3				
5- 3	0- 0	0- 0	HOME	0- 2	0- 0	5- 1				
4- 2	0- 0	0- 0	AWAY	0- 0	0- 0	4- 2				
0- 0	0- 0	0- 0	NEUTRAL	0- 0	0- 0	0- 0				

RPI 1-25			RPI 26-50			RPI 51-100			RPI 101+			Team's RPI: 232		
RPI	S	Opponent	Score	RPI	S	Opponent	Score	RPI	S	Opponent	Score			
								61	H	South Dakota St.	61	74		
								79	H	South Dakota	87	101		
										109	A	Missouri	52	89
										149	H	North Dakota	77	85
										168	A	Oral Roberts	73	76
										168	H	Oral Roberts	61	68
										199	A	Ill.-Chicago	54	67
										223	A	Fla. Atlantic	88	90
										234	A	IUPUI	69	62
										234	H	IUPUI	73	62
										258	A	Marquette	57	65
										259	A	North Dakota St.	66	60
										259	H	North Dakota St.	88	66
										282	H	Milwaukee	79	59
										292	A	Omaha	51	54
										292	H	Omaha	71	56
										296	H	Eastern Ill.	63	54
										299	A	Denver	93	66
										299	H	Denver	75	56
										303	A	Southeast Mo. St.	79	62
										309	A	IPFW	98	85
										309	H	IPFW	59	55
										312	A	Bradley	75	63
										339	H	UMKC	71	48
										345	A	Chicago St.	90	55
LAST 12 Division I GAMES:														
299	H	Denver	75	56	234	H	IUPUI	73	62					
168	H	Oral Roberts	61	68	259	H	North Dakota St.	88	66					
234	A	IUPUI	69	62	61	H	South Dakota St.	61	74					
292	A	Omaha	51	54	168	A	Oral Roberts	73	76					
259	A	North Dakota St.	66	60	299	A	Denver	93	66					
309	H	IPFW	59	55	79	H	South Dakota	87	101					

Non-Div I Games: Eureka 91 50 William Woods 89 42

Western Ill.

Loss, Non-Conf, S Site, H Home A Away N Neutral

Average RPI Win:	185	WON-LOST	WINNING	LAST 10	STRENGTH OF	OPP. STRENGTH	TEAM	ADJ.	CONF.	ADJ CONF.
Average RPI Loss:	78	RECORD	PCT. RANK	GAMES	SCHEDULE	OF SCHEDULE	RPI	RPI	RPI	RPI
DIV. I ONLY	23- 4	19	8- 2	83	177	30	30	17	17	
DIV. I NON-CONF.	11- 2	29	0- 0	43	189	13	13	18	18	
TOTALS	RPI 1-25	RPI 26-50	W-L RECORDS	RPI 51-100	RPI 101-150	RPI 150+				
23- 4	0- 1	2- 1	OVERALL	2- 1	7- 0	12- 1				
12- 1	0- 0	1- 0	HOME	1- 1	4- 0	6- 0				
10- 3	0- 1	0- 1	AWAY	1- 0	3- 0	6- 1				
1- 0	0- 0	1- 0	NEUTRAL	0- 0	0- 0	0- 0				
11- 2	0- 1	1- 1	NON-CONFERENCE	2- 0	3- 0	5- 0				
6- 0	0- 0	0- 0	HOME	1- 0	2- 0	3- 0				
4- 2	0- 1	0- 1	AWAY	1- 0	1- 0	2- 0				
1- 0	0- 0	1- 0	NEUTRAL	0- 0	0- 0	0- 0				
12- 2	0- 0	1- 0	CONFERENCE	0- 1	4- 0	7- 1				
6- 1	0- 0	1- 0	HOME	0- 1	2- 0	3- 0				
6- 1	0- 0	0- 0	AWAY	0- 0	2- 0	4- 1				
0- 0	0- 0	0- 0	NEUTRAL	0- 0	0- 0	0- 0				

RPI 1-25				RPI 26-50				Team's RPI: 30				RPI 51-100				RPI 101+			
RPI	S	Opponent	Score	RPI	S	Opponent	Score	RPI	S	Opponent	Score	RPI	S	Opponent	Score	RPI	S	Opponent	Score
7	A	Louisville	67 89	32	A	Mississippi St.	77 88	83	H	Albany (NY)	63 54	102	H	Ole Miss	98 69				
				47	N	Tulane	69 64	91	A	Hofstra	70 65	119	H	Ball St.	84 59				
				50	H	Middle Tenn.	63 60	97	H	Southern Miss.	61 63	124	A	Marshall	67 53				
												124	H	Marshall	74 60				
												125	H	Louisiana Tech	82 66				
												126	A	Colorado	79 78				
												142	A	Old Dominion	76 60				
												166	A	Belmont	66 50				
												174	A	UTSA	63 64				
												190	A	Charlotte	76 61				
												208	H	UAB	59 51				
												223	H	Fla. Atlantic	80 43				
												246	A	UTEP	80 74				
												261	A	Rice	83 76				
												262	H	Central Ark.	93 57				
												265	A	Austin Peay	91 68				
												290	H	Alabama St.	93 54				
												321	A	North Texas	77 49				
												337	H	FIU	81 42				
												342	H	Alabama A&M	96 44				
LAST 12 Division I GAMES:																			
				50	H	Middle Tenn.	63 60	125	H	Louisiana Tech	82 66								
				208	H	UAB	59 51	174	A	UTSA	63 64								
				124	H	Marshall	74 60	246	A	UTEP	80 74								
				261	A	Rice	83 76	337	H	FIU	81 42								
				321	A	North Texas	77 49	223	H	Fla. Atlantic	80 43								
				97	H	Southern Miss.	61 63	142	A	Old Dominion	76 60								

Non-Div I Games:

Western Ky.

■ Loss, 
■ Non-Conf, 
■ S Site, 
■ H Home 
■ A Away 
N Neutral

Average RPI Win:	209	WON-LOST	WINNING	LAST 10	STRENGTH OF	OPP. STRENGTH	TEAM	ADJ.	CONF.	ADJ CONF.
Average RPI Loss:	99	RECORD	PCT. RANK	GAMES	SCHEDULE	OF SCHEDULE	RPI	RPI	RPI	RPI
DIV. I ONLY	14- 9	101	6- 4	140	137	89	89	16	16	
DIV. I NON-CONF.	5- 4	139	0- 0	219	80	107	107	17	17	
TOTALS	RPI 1-25	RPI 26-50	W-L RECORDS	RPI 51-100	RPI 101-150	RPI 150+				
14- 9	0- 0	0- 2	OVERALL	2- 2	1- 3	11- 2				
7- 2	0- 0	0- 0	HOME	2- 0	1- 1	4- 1				
6- 7	0- 0	0- 2	AWAY	0- 2	0- 2	6- 1				
1- 0	0- 0	0- 0	NEUTRAL	0- 0	0- 0	1- 0				
5- 4	0- 0	0- 2	NON-CONFERENCE	0- 1	0- 0	5- 1				
2- 0	0- 0	0- 0	HOME	0- 0	0- 0	2- 0				
2- 4	0- 0	0- 2	AWAY	0- 1	0- 0	2- 1				
1- 0	0- 0	0- 0	NEUTRAL	0- 0	0- 0	1- 0				
9- 5	0- 0	0- 0	CONFERENCE	2- 1	1- 3	6- 1				
5- 2	0- 0	0- 0	HOME	2- 0	1- 1	2- 1				
4- 3	0- 0	0- 0	AWAY	0- 1	0- 2	4- 0				
0- 0	0- 0	0- 0	NEUTRAL	0- 0	0- 0	0- 0				

RPI 1-25				RPI 26-50				RPI 51-100				Team's RPI: 89				RPI 101+			
RPI	S	Opponent	Score	RPI	S	Opponent	Score	RPI	S	Opponent	Score	RPI	S	Opponent	Score	RPI	S	Opponent	Score
				27	A	Green Bay	55 70	55	A	Michigan	47 74	114	H	Toledo	46 65				
				36	A	Ohio St.	46 83	58	H	Ohio	61 51	119	A	Ball St.	36 54				
								75	A	Akron	66 69	133	A	Central Mich.	51 63				
								75	H	Akron	67 61	133	H	Central Mich.	69 64				
												161	H	Eastern Mich.	83 56				
												162	A	Buffalo	62 59				
												162	H	Buffalo	44 54				
												169	A	Stony Brook	55 59				
												181	N	Holy Cross	51 40				
												197	H	Massachusetts	63 41				
												237	A	Detroit	71 57				
												253	A	Northern Ill.	60 51				
												259	H	North Dakota St.	74 59				
												286	A	Miami (OH)	61 53				
												288	A	Kent St.	78 55				
												294	H	Bowling Green	82 52				
												345	A	Chicago St.	73 43				
LAST 12 Division I GAMES:																			
				133	A	Central Mich.	51 63	161	H	Eastern Mich.	83 56								
				162	H	Buffalo	44 54	288	A	Kent St.	78 55								
				253	A	Northern Ill.	60 51	294	H	Bowling Green	82 52								
				133	H	Central Mich.	69 64	114	H	Toledo	46 65								
				75	A	Akron	66 69	162	A	Buffalo	62 59								
				286	A	Miami (OH)	61 53	119	A	Ball St.	36 54								

Non-Div I Games: Kentucky St. 70 45 Trine 81 45

Western Mich.

Average RPI Win:	207	WON-LOST	WINNING	LAST 10	STRENGTH OF	OPP. STRENGTH	TEAM	ADJ.	CONF.	ADJ CONF.
Average RPI Loss:	56	RECORD	PCT. RANK	GAMES	SCHEDULE	OF SCHEDULE	RPI	RPI	RPI	RPI
DIV. I ONLY	22- 4	20	6- 0	239	105	54	54	19	19	
DIV. I NON-CONF.	9- 3	60	2- 0	93	34	48	48	16	16	
TOTALS	RPI 1-25	RPI 26-50	W-L RECORDS	RPI 51-100	RPI 101-150	RPI 150+				
22- 4	0- 2	1- 0	OVERALL	2- 1	3- 1	16- 0				
14- 0	0- 0	0- 0	HOME	2- 0	1- 0	11- 0				
6- 3	0- 1	0- 0	AWAY	0- 1	2- 1	4- 0				
2- 1	0- 1	1- 0	NEUTRAL	0- 0	0- 0	1- 0				
9- 3	0- 2	1- 0	NON-CONFERENCE	2- 0	0- 1	6- 0				
7- 0	0- 0	0- 0	HOME	2- 0	0- 0	5- 0				
0- 2	0- 1	0- 0	AWAY	0- 0	0- 1	0- 0				
2- 1	0- 1	1- 0	NEUTRAL	0- 0	0- 0	1- 0				
13- 1	0- 0	0- 0	CONFERENCE	0- 1	3- 0	10- 0				
7- 0	0- 0	0- 0	HOME	0- 0	1- 0	6- 0				
6- 1	0- 0	0- 0	AWAY	0- 1	2- 0	4- 0				
0- 0	0- 0	0- 0	NEUTRAL	0- 0	0- 0	0- 0				

RPI 1-25				RPI 26-50				RPI 51-100				Team's RPI: 54	RPI 101+			
RPI	S	Opponent	Score	RPI	S	Opponent	Score	RPI	S	Opponent	Score		RPI	S	Opponent	Score
1	A	Tennessee	51 54	36	N	Ohio St.	70 55	70	A	Drake	61 64		111	A	UNI	70 52
16	N	FGCU	39 56					76	H	Kansas St.	51 48		130	A	Southern Ill.	69 61
								78	H	Creighton	65 56		130	H	Southern Ill.	80 61
													137	A	Eastern Wash.	58 86
													153	H	Indiana St.	63 52
													165	H	Texas-Arlington	71 61
													171	A	Missouri St.	71 59
													171	H	Missouri St.	69 50
													178	N	Clemson	63 48
													204	H	Winthrop	66 20
													207	H	La.-Monroe	57 42
													244	H	Evansville	54 44
													293	H	Sam Houston St.	70 46
													308	A	Loyola Chicago	65 41
													308	H	Loyola Chicago	64 55
													312	A	Bradley	61 45
													312	H	Bradley	66 36
													318	A	Illinois St.	46 41
													318	H	Illinois St.	85 38
													340	H	Ark.-Pine Bluff	55 26
LAST 12 Division I GAMES:																
				165	H	Texas-Arlington	71 61						171	H	Missouri St.	69 50
				340	H	Ark.-Pine Bluff	55 26						70	A	Drake	61 64
				130	A	Southern Ill.	69 61						111	A	UNI	70 52
				318	A	Illinois St.	46 41						130	H	Southern Ill.	80 61
				312	H	Bradley	66 36						318	H	Illinois St.	85 38
				308	H	Loyola Chicago	64 55						308	A	Loyola Chicago	65 41

Non-Div I Games:

Wichita St.

Average RPI Win:	217	WON-LOST	WINNING	LAST 10	STRENGTH OF	OPP. STRENGTH	TEAM	ADJ.	CONF.	ADJ CONF.
Average RPI Loss:	129	RECORD	PCT. RANK	GAMES	SCHEDULE	OF SCHEDULE	RPI	RPI	RPI	RPI
DIV. I ONLY	12- 14	199	6- 4	127	192	170	170	13	13	
DIV. I NON-CONF.	6- 5	145	0- 0	191	308	162	162	11	11	
TOTALS	RPI 1-25	RPI 26-50	W-L RECORDS	RPI 51-100	RPI 101-150	RPI 150+				
12- 14	0- 2	0- 0	OVERALL	2- 4	1- 3	9- 5				
6- 6	0- 1	0- 0	HOME	1- 3	1- 1	4- 1				
6- 8	0- 1	0- 0	AWAY	1- 1	0- 2	5- 4				
0- 0	0- 0	0- 0	NEUTRAL	0- 0	0- 0	0- 0				
6- 5	0- 0	0- 0	NON-CONFERENCE	0- 2	1- 1	5- 2				
3- 2	0- 0	0- 0	HOME	0- 2	1- 0	2- 0				
3- 3	0- 0	0- 0	AWAY	0- 0	0- 1	3- 2				
0- 0	0- 0	0- 0	NEUTRAL	0- 0	0- 0	0- 0				
6- 9	0- 2	0- 0	CONFERENCE	2- 2	0- 2	4- 3				
3- 4	0- 1	0- 0	HOME	1- 1	0- 1	2- 1				
3- 5	0- 1	0- 0	AWAY	1- 1	0- 1	2- 2				
0- 0	0- 0	0- 0	NEUTRAL	0- 0	0- 0	0- 0				

RPI 1-25				RPI 26-50				RPI 51-100				RPI 101+ Team's RPI: 170			
RPI	S	Opponent	Score	RPI	S	Opponent	Score	RPI	S	Opponent	Score	RPI	S	Opponent	Score
23	A	James Madison	50 <b>92</b>					71	A	Drexel	72 68	120	A	Elon	60 <b>64</b>
23	H	James Madison	43 <b>65</b>					71	H	Drexel	46 <b>49</b>	120	H	Elon	59 <b>72</b>
								84	H	Maine	51 <b>54</b>	127	H	VCU	56 48
								91	A	Hofstra	46 <b>52</b>	142	A	Old Dominion	58 <b>65</b>
								91	H	Hofstra	57 56	176	A	La Salle	71 <b>78</b>
								96	H	Richmond	56 <b>59</b>	184	A	Delaware	50 48
												184	H	Delaware	56 <b>61</b>
												188	A	Radford	81 71
												191	A	High Point	80 <b>87</b>
												202	A	N.C. A&T	59 57
												242	A	Towson	69 <b>77</b>
												243	A	UNCW	62 <b>63</b>
												243	H	UNCW	67 62
												270	H	Col. of Charleston	74 59
												278	H	Loyola Maryland	72 71
												300	A	Wofford	71 51
												306	A	Northeastern	72 66
												346	H	Longwood	90 55
LAST 12 Division I GAMES:															
120	A	Elon	60 <b>64</b>	243	H	UNCW	67 62								
270	H	Col. of Charleston	74 59	91	H	Hofstra	57 56								
184	H	Delaware	56 <b>61</b>	23	A	James Madison	50 <b>92</b>								
91	A	Hofstra	46 <b>52</b>	184	A	Delaware	50 48								
71	A	Drexel	72 68	71	H	Drexel	46 <b>49</b>								
306	A	Northeastern	72 66	23	H	James Madison	43 <b>65</b>								

Non-Div I Games:

William &amp; Mary

Average RPI Win:	268	WON-LOST	WINNING	LAST 10	STRENGTH OF	OPP. STRENGTH	TEAM	ADJ.	CONF.	ADJ CONF.
Average RPI Loss:	176	RECORD	PCT. RANK	GAMES	SCHEDULE	OF SCHEDULE	RPI	RPI	RPI	RPI
DIV. I ONLY	15- 11	121	8- 2	295	313	204	204	28	28	
DIV. I NON-CONF.	3- 5	215	0- 0	118	74	180	180	32	32	
TOTALS	RPI 1-25	RPI 26-50	W-L RECORDS	RPI 51-100	RPI 101-150	RPI 150+				
15- 11	0- 1	0- 1	OVERALL	1- 1	0- 1	14- 7				
11- 2	0- 0	0- 0	HOME	1- 0	0- 1	10- 1				
4- 8	0- 1	0- 1	AWAY	0- 1	0- 0	4- 5				
0- 1	0- 0	0- 0	NEUTRAL	0- 0	0- 0	0- 1				
3- 5	0- 1	0- 1	NON-CONFERENCE	0- 1	0- 1	3- 1				
2- 1	0- 0	0- 0	HOME	0- 0	0- 1	2- 0				
1- 3	0- 1	0- 1	AWAY	0- 1	0- 0	1- 0				
0- 1	0- 0	0- 0	NEUTRAL	0- 0	0- 0	0- 1				
12- 6	0- 0	0- 0	CONFERENCE	1- 0	0- 0	11- 6				
9- 1	0- 0	0- 0	HOME	1- 0	0- 0	8- 1				
3- 5	0- 0	0- 0	AWAY	0- 0	0- 0	3- 5				
0- 0	0- 0	0- 0	NEUTRAL	0- 0	0- 0	0- 0				

RPI 1-25				RPI 26-50				RPI 51-100				RPI 101+ Team's RPI: 204			
RPI	S	Opponent	Score	RPI	S	Opponent	Score	RPI	S	Opponent	Score	RPI	S	Opponent	Score
1	A	Tennessee	48 81	36	A	Ohio St.	52 66	54	A	Wichita St.	20 66	146	H	Furman	55 73
								88	H	Liberty	63 58	164	H	Auburn	56 54
												188	A	Radford	47 55
												188	H	Radford	66 45
												191	A	High Point	55 81
												191	H	High Point	91 74
												214	A	Campbell	52 62
												214	H	Campbell	61 59
												229	N	George Mason	57 69
												236	H	Presbyterian	54 51
												248	H	Davidson	75 60
												283	A	Gardner-Webb	62 75
												283	H	Gardner-Webb	65 79
												315	A	Coastal Caro.	62 81
												315	H	Coastal Caro.	81 68
												327	A	UNC Asheville	57 54
												327	H	UNC Asheville	75 55
												331	A	N.C. Central	71 63
												346	A	Longwood	63 62
												346	H	Longwood	81 48
												348	A	Charleston So.	79 50
												348	H	Charleston So.	77 40
LAST 12 Division I GAMES:															
315	H	Coastal Caro.	81 68	346	A	Longwood	63 62	348	H	Charleston So.	77 40				
188	H	Radford	66 45	236	H	Presbyterian	54 51	88	H	Liberty	63 58				
283	A	Gardner-Webb	62 75	315	A	Coastal Caro.	62 81	188	A	Radford	47 55				
191	H	High Point	91 74												
327	A	UNC Asheville	57 54												
214	A	Campbell	52 62												

Non-Div I Games: Gallaudet 117 43

Winthrop

■ Loss, 
 ■ Non-Conf, 
 ■ S Site, 
 ■ H Home 
 ■ A Away 
 N Neutral

Average RPI Win:	167	WON-LOST	WINNING	LAST 10	STRENGTH OF	OPP. STRENGTH	TEAM	ADJ.	CONF.	ADJ CONF.
Average RPI Loss:	46	RECORD	PCT. RANK	GAMES	SCHEDULE	OF SCHEDULE	RPI	RPI	RPI	RPI
DIV. I ONLY	8- 18	277	1- 9	21	10	138	138	4	4	
DIV. I NON-CONF.	4- 6	207	0- 0	84	15	149	149	2	2	
TOTALS	RPI 1-25	RPI 26-50	W-L RECORDS	RPI 51-100	RPI 101-150	RPI 150+				
8- 18	0- 3	0- 10	OVERALL	2- 4	2- 0	4- 1				
5- 8	0- 2	0- 6	HOME	1- 0	0- 0	4- 0				
3- 8	0- 0	0- 4	AWAY	1- 3	2- 0	0- 1				
0- 2	0- 1	0- 0	NEUTRAL	0- 1	0- 0	0- 0				
4- 6	0- 1	0- 2	NON-CONFERENCE	0- 3	1- 0	3- 0				
3- 1	0- 0	0- 1	HOME	0- 0	0- 0	3- 0				
1- 3	0- 0	0- 1	AWAY	0- 2	1- 0	0- 0				
0- 2	0- 1	0- 0	NEUTRAL	0- 1	0- 0	0- 0				
4- 12	0- 2	0- 8	CONFERENCE	2- 1	1- 0	1- 1				
2- 7	0- 2	0- 5	HOME	1- 0	0- 0	1- 0				
2- 5	0- 0	0- 3	AWAY	1- 1	1- 0	0- 1				
0- 0	0- 0	0- 0	NEUTRAL	0- 0	0- 0	0- 0				

RPI 1-25				RPI 26-50				RPI 51-100				RPI 101+ Team's RPI: 138			
RPI	S	Opponent	Score	RPI	S	Opponent	Score	RPI	S	Opponent	Score	RPI	S	Opponent	Score
4	N	South Carolina	44 67	27	A	Green Bay	43 53	55	H	Michigan	63 53	103	A	Purdue	65 56
6	H	Maryland	70 81	34	A	Nebraska	63 70	56	A	Miami (FL)	54 66	148	A	Florida	51 48
8	H	Iowa	75 87	34	H	Nebraska	72 89	62	N	East Carolina	43 61	160	A	Indiana	52 69
				35	A	Northwestern	46 68	70	A	Drake	77 89	168	H	Oral Roberts	70 52
				35	H	Northwestern	83 86	85	A	Illinois	73 62	201	H	Penn St.	65 46
				36	H	Ohio St.	73 85	94	A	Michigan St.	71 77	258	H	Marquette	89 64
				37	A	Minnesota	82 93					318	H	Illinois St.	71 60
				37	H	Minnesota	60 72								
				41	H	Rutgers	63 73								
				49	H	Vanderbilt	58 67								
LAST 12 Division I GAMES:															
35	H	Northwestern	83 86	36	H	Ohio St.	73 85								
6	H	Maryland	70 81	94	A	Michigan St.	71 77								
34	A	Nebraska	63 70	34	H	Nebraska	72 89								
37	A	Minnesota	82 93	41	H	Rutgers	63 73								
8	H	Iowa	75 87	103	A	Purdue	65 56								
85	A	Illinois	73 62	160	A	Indiana	52 69								

Non-Div I Games:

Wisconsin

  Loss, 
  Non-Conf, 
  S Site, 
  H Home 
  A Away 
N Neutral

Average RPI Win: <b>322</b>	WON-LOST	WINNING	LAST 10	STRENGTH OF	OPP. STRENGTH	TEAM	ADJ.	CONF.	ADJ CONF.
Average RPI Loss: <b>182</b>	RECORD	PCT. RANK	GAMES	SCHEDULE	OF SCHEDULE	RPI	RPI	RPI	RPI
DIV. I ONLY	6- 19	300	3- 6	235	327	300	300	20	20
DIV. I NON-CONF.	3- 10	287	0- 0	319	349	331	331	22	22
TOTALS	RPI 1-25	RPI 26-50	W-L RECORDS	RPI 51-100	RPI 101-150	RPI 150+			
6- 19	0- 0	0- 2	OVERALL	0- 1	0- 3	6- 13			
3- 8	0- 0	0- 1	HOME	0- 0	0- 1	3- 6			
3- 10	0- 0	0- 1	AWAY	0- 1	0- 2	3- 6			
0- 1	0- 0	0- 0	NEUTRAL	0- 0	0- 0	0- 1			
3- 10	0- 0	0- 0	NON-CONFERENCE	0- 1	0- 0	3- 9			
1- 4	0- 0	0- 0	HOME	0- 0	0- 0	1- 4			
2- 5	0- 0	0- 0	AWAY	0- 1	0- 0	2- 4			
0- 1	0- 0	0- 0	NEUTRAL	0- 0	0- 0	0- 1			
3- 9	0- 0	0- 2	CONFERENCE	0- 0	0- 3	3- 4			
2- 4	0- 0	0- 1	HOME	0- 0	0- 1	2- 2			
1- 5	0- 0	0- 1	AWAY	0- 0	0- 2	1- 2			
0- 0	0- 0	0- 0	NEUTRAL	0- 0	0- 0	0- 0			

RPI 1-25			RPI 26-50			RPI 51-100			RPI 101+			Team's RPI: 300			
RPI	S	Opponent	Score	RPI	S	Opponent	Score	RPI	S	Opponent	Score				
				26	A	Chattanooga	41 68	58	A	Ohio	37 84	115	A	East Tenn. St.	47 69
				26	H	Chattanooga	43 70					115	H	East Tenn. St.	47 79
												146	A	Furman	56 58
												170	H	William & Mary	51 71
												187	A	Mercer	51 80
												187	H	Mercer	51 63
												188	A	Radford	59 60
												192	A	Xavier	51 75
												193	A	Samford	50 69
												193	H	Samford	43 68
												211	A	Jacksonville St.	55 70
												252	A	North Florida	60 68
												279	H	South Carolina St.	53 59
												283	H	Gardner-Webb	60 65
												298	H	NJIT	50 76
												301	H	UNC Greensboro	77 64
												313	A	Western Caro.	63 55
												313	H	Western Caro.	59 49
												327	A	UNC Asheville	70 52
												331	A	N.C. Central	69 55
												337	N	FIU	75 83
												348	H	Charleston So.	55 48
LAST 12 Division I GAMES:															
				313	A	Western Caro.	63 55					301	H	UNC Greensboro	77 64
				187	H	Mercer	51 63					146	A	Furman	56 58
				193	H	Samford	43 68					115	A	East Tenn. St.	47 69
				26	A	Chattanooga	41 68					187	A	Mercer	51 80
				193	A	Samford	50 69					115	H	East Tenn. St.	47 79
				313	H	Western Caro.	59 49					26	H	Chattanooga	43 70

Non-Div I Games: Montreat 87 36 Bluefield Col. 69 45

Wofford



Average RPI Win:	230	WON-LOST	WINNING	LAST 10	STRENGTH OF	OPP. STRENGTH	TEAM	ADJ.	CONF.	ADJ CONF.
Average RPI Loss:	67	RECORD	PCT. RANK	GAMES	SCHEDULE	OF SCHEDULE	RPI	RPI	RPI	RPI
DIV. I ONLY	18- 7	49	7- 3	252	121	92	92	12	12	
DIV. I NON-CONF.	9- 3	60	0- 0	332	130	141	141	13	13	
TOTALS	RPI 1-25	RPI 26-50	W-L RECORDS	RPI 51-100	RPI 101-150	RPI 150+				
18- 7	0- 1	0- 2	OVERALL	1- 1	2- 3	15- 0				
9- 2	0- 1	0- 1	HOME	1- 0	2- 0	6- 0				
7- 5	0- 0	0- 1	AWAY	0- 1	0- 3	7- 0				
2- 0	0- 0	0- 0	NEUTRAL	0- 0	0- 0	2- 0				
9- 3	0- 1	0- 0	NON-CONFERENCE	0- 0	1- 2	8- 0				
4- 1	0- 1	0- 0	HOME	0- 0	1- 0	3- 0				
3- 2	0- 0	0- 0	AWAY	0- 0	0- 2	3- 0				
2- 0	0- 0	0- 0	NEUTRAL	0- 0	0- 0	2- 0				
9- 4	0- 0	0- 2	CONFERENCE	1- 1	1- 1	7- 0				
5- 1	0- 0	0- 1	HOME	1- 0	1- 0	3- 0				
4- 3	0- 0	0- 1	AWAY	0- 1	0- 1	4- 0				
0- 0	0- 0	0- 0	NEUTRAL	0- 0	0- 0	0- 0				

RPI 1-25				RPI 26-50				RPI 51-100				RPI 101+			
RPI	S	Opponent	Score	RPI	S	Opponent	Score	RPI	S	Opponent	Score	RPI	S	Opponent	Score
15	H	Dayton	76 79	27	A	Green Bay	45 61	65	A	Youngstown St.	70 75	103	A	Purdue	46 70
				27	H	Green Bay	59 68					108	A	Cleveland St.	63 67
												108	H	Cleveland St.	82 65
												122	A	Butler	49 57
												130	H	Southern Ill.	70 50
												172	H	Lamar	82 61
												185	A	Northern Ky.	72 60
												199	A	Ill.-Chicago	74 63
												237	H	Detroit	76 57
												238	A	Oakland	108 89
												238	H	Oakland	92 66
												255	A	Valparaiso	80 62
												255	H	Valparaiso	95 66
												257	A	Lipscomb	79 66
												265	A	Austin Peay	85 73
												275	N	UC Irvine	80 42
												282	A	Milwaukee	80 58
												299	N	Denver	72 63
												329	H	Murray St.	75 68
												345	H	Chicago St.	81 40
LAST 12 Division I GAMES:															
238	H	Oakland	92 66	238	A	Oakland	108 89								
108	A	Cleveland St.	63 67	108	H	Cleveland St.	82 65								
199	A	Ill.-Chicago	74 63	65	A	Youngstown St.	70 75								
27	A	Green Bay	45 61	255	A	Valparaiso	80 62								
255	H	Valparaiso	95 66	282	A	Milwaukee	80 58								
65	H	Youngstown St.	92 55	237	H	Detroit	76 57								

Non-Div I Games: Otterbein 104 51 Central St. (OH) 118 70

Wright St.

■ Loss, 
 ■ Non-Conf, S Site, 
 ■ Home 
 ■ Away 
 N Neutral

## Wyoming

Through Games Of Feb. 22, 2015

Average RPI Win:	254	WON-LOST	WINNING	LAST 10	STRENGTH OF	OPP. STRENGTH	TEAM	ADJ.	CONF.	ADJ CONF.
Average RPI Loss:	126	RECORD	PCT. RANK	GAMES	SCHEDULE	OF SCHEDULE	RPI	RPI	RPI	RPI
DIV. I ONLY	11- 11	173	6- 4	248	187	213	213	22	22	
DIV. I NON-CONF.	3- 5	215	0- 0	222	136	236	236	19	19	
TOTALS	RPI 1-25	RPI 26-50	W-L RECORDS	RPI 51-100	RPI 101-150	RPI 150+				
11- 11	0- 0	0- 1	OVERALL	0- 4	2- 2	9- 4				
6- 4	0- 0	0- 1	HOME	0- 2	0- 0	6- 1				
4- 6	0- 0	0- 0	AWAY	0- 1	2- 2	2- 3				
1- 1	0- 0	0- 0	NEUTRAL	0- 1	0- 0	1- 0				
3- 5	0- 0	0- 1	NON-CONFERENCE	0- 1	1- 1	2- 2				
1- 2	0- 0	0- 1	HOME	0- 0	0- 0	1- 1				
1- 2	0- 0	0- 0	AWAY	0- 0	1- 1	0- 1				
1- 1	0- 0	0- 0	NEUTRAL	0- 1	0- 0	1- 0				
8- 6	0- 0	0- 0	CONFERENCE	0- 3	1- 1	7- 2				
5- 2	0- 0	0- 0	HOME	0- 2	0- 0	5- 0				
3- 4	0- 0	0- 0	AWAY	0- 1	1- 1	2- 2				
0- 0	0- 0	0- 0	NEUTRAL	0- 0	0- 0	0- 0				

RPI S	Opponent	Score	RPI S	Opponent	Score	RPI S	Opponent	Score	RPI S	Opponent	Score	Team's RPI: 213
42	H Gonzaga	56 70	52	N Iowa St.	63 84	105	A Montana	60 54	126	A Colorado	71 76	
			57	H Fresno St.	65 66	141	A New Mexico	54 60	144	A Boise St.	64 59	
			74	A Colorado St.	58 67	189	H Idaho	66 77	196	A Montana St.	52 79	
			74	H Colorado St.	55 58	217	A UNLV	55 58	222	A San Diego St.	54 57	
						222	H San Diego St.	74 66	254	A San Jose St.	71 61	
						254	H San Jose St.	96 60	266	H Utah St.	86 51	
						280	A Nevada	61 45	280	H Nevada	77 54	
						299	H Denver	82 41	343	H Air Force	74 51	
						344	N Howard	67 53				
LAST 12 Division I GAMES:												
280	H Nevada	77 54	266	H Utah St.	86 51							
254	A San Jose St.	71 61	141	A New Mexico	54 60							
222	H San Diego St.	74 66	57	H Fresno St.	65 66							
343	H Air Force	74 51	222	A San Diego St.	54 57							
74	A Colorado St.	58 67	144	A Boise St.	64 59							
280	A Nevada	61 45	74	H Colorado St.	55 58							

Non-Div I Games: Western St. 104 29 South Dakota Mines 77 41

Wyoming

Loss, Non-Conf, S Site, H Home A Away N Neutral

Average RPI Win:	253	WON-LOST	WINNING	LAST 10	STRENGTH OF	OPP. STRENGTH	TEAM	ADJ.	CONF.	ADJ CONF.
Average RPI Loss:	84	RECORD	PCT. RANK	GAMES	SCHEDULE	OF SCHEDULE	RPI	RPI	RPI	RPI
DIV. I ONLY	15- 12	143	4- 6	287	108	192	192	10	10	
DIV. I NON-CONF.	8- 3	71	0- 0	326	260	171	171	9	9	
TOTALS	RPI 1-25	RPI 26-50	W-L RECORDS	RPI 51-100	RPI 101-150	RPI 150+				
15- 12	0- 0	0- 2	OVERALL	1- 6	0- 4	14- 0				
10- 4	0- 0	0- 0	HOME	1- 2	0- 2	9- 0				
5- 8	0- 0	0- 2	AWAY	0- 4	0- 2	5- 0				
0- 0	0- 0	0- 0	NEUTRAL	0- 0	0- 0	0- 0				
8- 3	0- 0	0- 1	NON-CONFERENCE	0- 0	0- 2	8- 0				
6- 1	0- 0	0- 0	HOME	0- 0	0- 1	6- 0				
2- 2	0- 0	0- 1	AWAY	0- 0	0- 1	2- 0				
0- 0	0- 0	0- 0	NEUTRAL	0- 0	0- 0	0- 0				
7- 9	0- 0	0- 1	CONFERENCE	1- 6	0- 2	6- 0				
4- 3	0- 0	0- 0	HOME	1- 2	0- 1	3- 0				
3- 6	0- 0	0- 1	AWAY	0- 4	0- 1	3- 0				
0- 0	0- 0	0- 0	NEUTRAL	0- 0	0- 0	0- 0				

RPI S	Opponent	Score	RPI S	Opponent	Score	RPI S	Opponent	Score	RPI S	Opponent	Score	Team's RPI: 192
43	A Seton Hall	54 78	51	A DePaul	61 84	106	H Virginia	62 71				
50	A Middle Tenn.	68 90	51	H DePaul	63 87	122	A Butler	53 71				
			78	A Creighton	65 74	122	H Butler	54 58				
			78	H Creighton	66 65	139	A Kennesaw St.	60 61				
			81	A Villanova	48 64	163	H Robert Morris	70 65				
			81	H Villanova	34 54	236	H Presbyterian	45 43				
			87	A St. John's (NY)	42 65	247	A Providence	68 57				
						247	H Providence	71 59				
						251	H Monmouth	61 45				
						257	H Lipscomb	62 38				
						258	A Marquette	74 71				
						258	H Marquette	91 72				
						277	A Cincinnati	72 71				
						284	A Georgetown	60 55				
						284	H Georgetown	63 55				
						300	H Wofford	75 51				
						320	A Binghamton	89 71				
						340	H Ark.-Pine Bluff	89 52				
LAST 12 Division I GAMES:												
122	A Butler	53 71	78	A Creighton	65 74							
81	A Villanova	48 64	122	H Butler	54 58							
284	A Georgetown	60 55	81	H Villanova	34 54							
51	H DePaul	63 87	284	H Georgetown	63 55							
258	H Marquette	91 72	51	A DePaul	61 84							
247	A Providence	68 57	43	A Seton Hall	54 78							

Non-Div I Games:

Xavier

■ Loss, 
 ■ Non-Conf, 
 ■ S Site, 
 ■ Home 
 ■ A Away 
 N Neutral

Average RPI Win:	233	WON-LOST	WINNING	LAST 10	STRENGTH OF	OPP. STRENGTH	TEAM	ADJ.	CONF.	ADJ CONF.
Average RPI Loss:	91	RECORD	PCT. RANK	GAMES	SCHEDULE	OF SCHEDULE	RPI	RPI	RPI	RPI
DIV. I ONLY	12- 11	161	6- 4	93	144	116	116	8	8	
DIV. I NON-CONF.	6- 7	174	2- 0	143	178	153	153	10	10	
TOTALS	RPI 1-25	RPI 26-50	W-L RECORDS	RPI 51-100	RPI 101-150	RPI 150+				
12- 11	0- 3	0- 1	OVERALL	1- 2	1- 3	10- 2				
7- 3	0- 1	0- 0	HOME	1- 2	1- 0	5- 0				
5- 7	0- 2	0- 1	AWAY	0- 0	0- 2	5- 2				
0- 1	0- 0	0- 0	NEUTRAL	0- 0	0- 1	0- 0				
6- 7	0- 2	0- 1	NON-CONFERENCE	1- 1	0- 1	5- 2				
4- 1	0- 0	0- 0	HOME	1- 1	0- 0	3- 0				
2- 5	0- 2	0- 1	AWAY	0- 0	0- 0	2- 2				
0- 1	0- 0	0- 0	NEUTRAL	0- 0	0- 1	0- 0				
6- 4	0- 1	0- 0	CONFERENCE	0- 1	1- 2	5- 0				
3- 2	0- 1	0- 0	HOME	0- 1	1- 0	2- 0				
3- 2	0- 0	0- 0	AWAY	0- 0	0- 2	3- 0				
0- 0	0- 0	0- 0	NEUTRAL	0- 0	0- 0	0- 0				

RPI 1-25				RPI 26-50				RPI 51-100				RPI 101+ Team's RPI: 116			
RPI	S	Opponent	Score	RPI	S	Opponent	Score	RPI	S	Opponent	Score	RPI	S	Opponent	Score
10	A	Arizona St.	51 69	29	A	Washington	51 81	66	H	Penn	42 61	103	A	Cornell	37 56
18	H	Princeton	50 56					84	H	Maine	57 55	103	H	Cornell	60 53
20	A	Oklahoma	54 71					87	H	St. John's (NY)	50 61	144	N	Boise St.	53 59
												147	A	Harvard	55 65
												156	A	Bucknell	66 73
												159	A	Dartmouth	60 46
												181	H	Holy Cross	83 70
												225	A	UMass Lowell	72 80
												226	A	Brown	79 69
												226	H	Brown	66 49
												251	H	Monmouth	62 58
												291	A	Columbia	67 57
												291	H	Columbia	55 47
												316	H	Boston U.	66 59
												330	A	Wagner	90 65
												336	A	Saint Peter's	53 45
LAST 12 Division I GAMES:															
291	A	Columbia	67 57	103	H	Cornell	60 53								
103	A	Cornell	37 56	291	H	Columbia	55 47								
18	H	Princeton	50 56	226	A	Brown	79 69								
66	H	Penn	42 61	226	H	Brown	66 49								
147	A	Harvard	55 65	336	A	Saint Peter's	53 45								
159	A	Dartmouth	60 46	84	H	Maine	57 55								

Non-Div I Games: Alas. Anchorage 63 72

Yale

Average RPI Win:	204	WON-LOST	WINNING	LAST 10	STRENGTH OF	OPP. STRENGTH	TEAM	ADJ.	CONF.	ADJ CONF.
Average RPI Loss:	133	RECORD	PCT. RANK	GAMES	SCHEDULE	OF SCHEDULE	RPI	RPI	RPI	RPI
DIV. I ONLY	17- 7	55	6- 4	130	228	65	65	12	12	
DIV. I NON-CONF.	9- 2	35	0- 0	95	258	27	27	13	13	
TOTALS	RPI 1-25	RPI 26-50	W-L RECORDS	RPI 51-100	RPI 101-150	RPI 150+				
17- 7	0- 0	0- 2	OVERALL	2- 1	1- 1	14- 3				
7- 2	0- 0	0- 0	HOME	2- 0	1- 0	4- 2				
9- 5	0- 0	0- 2	AWAY	0- 1	0- 1	9- 1				
1- 0	0- 0	0- 0	NEUTRAL	0- 0	0- 0	1- 0				
9- 2	0- 0	0- 1	NON-CONFERENCE	1- 0	0- 1	8- 0				
3- 0	0- 0	0- 0	HOME	1- 0	0- 0	2- 0				
5- 2	0- 0	0- 1	AWAY	0- 0	0- 1	5- 0				
1- 0	0- 0	0- 0	NEUTRAL	0- 0	0- 0	1- 0				
8- 5	0- 0	0- 1	CONFERENCE	1- 1	1- 0	6- 3				
4- 2	0- 0	0- 0	HOME	1- 0	1- 0	2- 2				
4- 3	0- 0	0- 1	AWAY	0- 1	0- 0	4- 1				
0- 0	0- 0	0- 0	NEUTRAL	0- 0	0- 0	0- 0				

RPI 1-25				RPI 26-50				RPI 51-100				Team's RPI: 65	RPI 101+			
RPI	S	Opponent	Score	RPI	S	Opponent	Score	RPI	S	Opponent	Score		RPI	S	Opponent	Score
				27	A	Green Bay	43 66	75	H	Akron	75 62		103	A	Cornell	63 75
				33	A	Pittsburgh	52 78	92	A	Wright St.	55 92		108	H	Cleveland St.	79 65
								92	H	Wright St.	75 70		156	H	Bucknell	69 54
													163	A	Robert Morris	73 65
													188	A	Radford	70 44
													199	A	Ill.-Chicago	69 66
													199	H	Ill.-Chicago	63 66
													200	A	Tennessee St.	73 66
													220	N	Nicholls St.	51 50
													228	H	Niagara	83 61
													237	A	Detroit	70 65
													237	H	Detroit	58 59
													238	A	Oakland	82 85
													238	H	Oakland	76 54
													255	A	Valparaiso	87 69
													256	A	Canisius	80 48
													282	A	Milwaukee	79 73
													282	H	Milwaukee	87 64
													288	A	Kent St.	68 49
LAST 12 Division I GAMES:																
				255	A	Valparaiso	87 69	282	H	Milwaukee	87 64					
				282	A	Milwaukee	79 73	237	H	Detroit	58 59					
				237	A	Detroit	70 65	238	A	Oakland	82 85					
				238	H	Oakland	76 54	92	H	Wright St.	75 70					
				199	H	Ill.-Chicago	63 66	108	H	Cleveland St.	79 65					
				92	A	Wright St.	55 92	27	A	Green Bay	43 66					

Non-Div I Games: Oberlin 92 43 Ohio Valley 84 33

Youngstown St.

Loss, Non-Conf, S Site, H Home A Away N Neutral