

Oregon

Through Games Of Feb. 22, 2020

Average RPI Win:	98	WON-LOST	WINNING	LAST 10	STRENGTH OF	OPP. STRENGTH	TEAM	ADJ.	CONF.	ADJ CONF.
Average RPI Loss:	16	RECORD	PCT. RANK	GAMES	SCHEDULE	OF SCHEDULE	RPI	RPI	RPI	RPI
DIV. I ONLY	25- 2	6	10-0	6	9	1	1	1	1	1
DIV. I NON-CONF.	11- 1	13	1-0	53	31	10	10	2	2	2
TOTALS	RPI 1-25	RPI 26-50	W-L RECORDS	RPI 51-100	RPI 101-150	RPI 150+				
25- 2	7- 1	2- 1	OVERALL	6- 0	7- 0	3- 0				
13- 0	3- 0	1- 0	HOME	3- 0	4- 0	2- 0				
10- 1	4- 0	0- 1	AWAY	3- 0	2- 0	1- 0				
2- 1	0- 1	1- 0	NEUTRAL	0- 0	1- 0	0- 0				
11- 1	1- 1	1- 0	NON-CONFERENCE	3- 0	3- 0	3- 0				
6- 0	0- 0	0- 0	HOME	2- 0	2- 0	2- 0				
3- 0	1- 0	0- 0	AWAY	1- 0	0- 0	1- 0				
2- 1	0- 1	1- 0	NEUTRAL	0- 0	1- 0	0- 0				
14- 1	6- 0	1- 1	CONFERENCE	3- 0	4- 0	0- 0				
7- 0	3- 0	1- 0	HOME	1- 0	2- 0	0- 0				
7- 1	3- 0	0- 1	AWAY	2- 0	2- 0	0- 0				
0- 0	0- 0	0- 0	NEUTRAL	0- 0	0- 0	0- 0				

RPI	S	Opponent	Score	RPI	S	Opponent	Score	RPI	S	Opponent	Score	RPI	S	Opponent	Score
4	N	Louisville	62 72	27	A	Arizona St.	66 72	78	H	South Dakota St.	95 56	107	N	UT Arlington	91 54
6	A	UConn	74 56	27	H	Arizona St.	79 48	85	A	Southern California	93 67	114	A	Utah	90 63
7	H	Stanford	87 55	46	N	Oklahoma St.	89 72	92	A	Colorado	101 53	114	H	Utah	88 51
8	A	UCLA	80 66					92	H	Colorado	104 46	130	H	Northeastern	89 47
16	A	Oregon St.	66 57					93	A	Syracuse	81 64	134	A	California	93 61
16	H	Oregon St.	76 64					94	H	Kansas St.	89 51	134	H	California	105 55
22	A	Arizona	71 64									142	H	Texas Southern	99 63
22	H	Arizona	85 52									281	H	Utah St.	109 52
												285	A	Long Beach St.	81 45
												300	H	UC Riverside	84 41
LAST 10 Division I															
134	A	California	93 61	6	A	UConn	74 56								
85	A	Southern California	93 67	92	A	Colorado	101 53								
8	A	UCLA	80 66	114	A	Utah	90 63								
27	H	Arizona St.	79 48	16	A	Oregon St.	66 57								
22	H	Arizona	85 52	16	H	Oregon St.	76 64								

Non-Div I Games:

Oregon

■ Loss,
 ■ Non-Conf, S Site,
 ■ Home
 ■ Away
 N Neutral

South Carolina

Through Games Of Feb. 22, 2020

Average RPI Win:	100	WON-LOST	WINNING	LAST 10	STRENGTH OF	OPP. STRENGTH	TEAM	ADJ.	CONF.	ADJ CONF.
Average RPI Loss:	17	RECORD	PCT. RANK	GAMES	SCHEDULE	OF SCHEDULE	RPI	RPI	RPI	RPI
DIV. I ONLY	26- 1	1	10-0	13	5	2	2	4	4	
DIV. I NON-CONF.	13- 1	9	1-0	25	5	3	3	5	5	
TOTALS	RPI 1-25	RPI 26-50		W-L RECORDS		RPI 51-100	RPI 101-150	RPI 150+		
26- 1	5- 1	6- 0		OVERALL		5- 0	5- 0	5- 0		
14- 0	3- 0	5- 0		HOME		1- 0	2- 0	3- 0		
10- 0	1- 0	1- 0		AWAY		4- 0	2- 0	2- 0		
2- 1	1- 1	0- 0		NEUTRAL		0- 0	1- 0	0- 0		
13- 1	3- 1	3- 0		NON-CONFERENCE		2- 0	1- 0	4- 0		
7- 0	1- 0	3- 0		HOME		0- 0	0- 0	3- 0		
4- 0	1- 0	0- 0		AWAY		2- 0	0- 0	1- 0		
2- 1	1- 1	0- 0		NEUTRAL		0- 0	1- 0	0- 0		
13- 0	2- 0	3- 0		CONFERENCE		3- 0	4- 0	1- 0		
7- 0	2- 0	2- 0		HOME		1- 0	2- 0	0- 0		
6- 0	0- 0	1- 0		AWAY		2- 0	2- 0	1- 0		
0- 0	0- 0	0- 0		NEUTRAL		0- 0	0- 0	0- 0		

RPI	S	Opponent	Score	RPI	S	Opponent	Score	RPI	S	Opponent	Score	RPI	S	Opponent	Score
3	A	Maryland	63 54	26	H	LSU	63 48	52	A	Dayton	75 49	101	N	Washington St.	68 53
5	N	Baylor	74 59	31	H	Duke	89 46	61	H	Tennessee	69 48	108	H	Auburn	79 53
6	H	UConn	70 52	34	A	Arkansas	86 65	80	A	Alabama	93 78	117	A	Vanderbilt	93 57
11	H	Mississippi St.	81 79	34	H	Arkansas	91 82	84	A	Georgia	88 53	117	H	Vanderbilt	95 44
17	N	Indiana	57 71	35	H	South Dakota	73 60	91	A	Temple	78 71	132	A	Missouri	78 45
24	H	Kentucky	99 72	42	H	Purdue	85 49					223	A	Clemson	84 48
												237	H	Appalachian St.	92 50
												278	A	Ole Miss	87 32
												327	H	USC Upstate	112 32
												331	H	Alabama St.	103 43
LAST 10 Division I															
26	H	LSU	63 48	61	H	Tennessee	69 48								
117	H	Vanderbilt	95 44	278	A	Ole Miss	87 32								
108	H	Auburn	79 53	84	A	Georgia	88 53								
6	H	UConn	70 52	11	H	Mississippi St.	81 79								
34	A	Arkansas	86 65	132	A	Missouri	78 45								

Non-Div I Games:

South Carolina

Loss, Non-Conf, S Site, H Home A Away N Neutral

Average RPI Win: 113	WON-LOST	WINNING	LAST 10	STRENGTH OF	OPP. STRENGTH	TEAM	ADJ.	CONF.	ADJ CONF.
Average RPI Loss: 11	RECORD	PCT. RANK	GAMES	SCHEDULE	OF SCHEDULE	RPI	RPI	RPI	RPI
DIV. I ONLY	23- 4	18	10-0	12	7	3	3	2	2
DIV. I NON-CONF.	9- 2	37	0	89	64	39	39	1	1
TOTALS	RPI 1-25	RPI 26-50	W-L RECORDS	RPI 51-100	RPI 101-150	RPI 150+			
23- 4	6- 4	4- 0	OVERALL	3- 0	2- 0	8- 0			
13- 1	4- 1	2- 0	HOME	2- 0	1- 0	4- 0			
8- 3	2- 3	2- 0	AWAY	0- 0	1- 0	3- 0			
2- 0	0- 0	0- 0	NEUTRAL	1- 0	0- 0	1- 0			
9- 2	0- 2	1- 0	NON-CONFERENCE	1- 0	1- 0	6- 0			
5- 1	0- 1	0- 0	HOME	0- 0	1- 0	4- 0			
2- 1	0- 1	1- 0	AWAY	0- 0	0- 0	1- 0			
2- 0	0- 0	0- 0	NEUTRAL	1- 0	0- 0	1- 0			
14- 2	6- 2	3- 0	CONFERENCE	2- 0	1- 0	2- 0			
8- 0	4- 0	2- 0	HOME	2- 0	0- 0	0- 0			
6- 2	2- 2	1- 0	AWAY	0- 0	1- 0	2- 0			
0- 0	0- 0	0- 0	NEUTRAL	0- 0	0- 0	0- 0			

RPI	S	Opponent	Score	RPI	S	Opponent	Score	RPI	S	Opponent	Score	RPI	S	Opponent	Score
2	H	South Carolina	54 63	36	A	Michigan	77 49	58	N	Belmont	90 26	137	A	Wisconsin	85 56
10	A	Northwestern	58 81	36	H	Michigan	70 55	71	H	Michigan St.	94 53	139	H	George Washington	88 54
10	H	Northwestern	70 61	39	A	James Madison	70 68	86	H	Nebraska	87 69	176	H	Delaware	99 55
12	A	Iowa	61 66	45	H	Rutgers	79 50					185	A	Illinois	79 60
12	H	Iowa	93 59									188	H	Quinnipiac	107 52
17	A	Indiana	79 69									205	A	Penn St.	106 69
17	H	Indiana	76 62									223	N	Clemson	63 44
20	A	NC State	59 66									269	H	Loyola Maryland	105 45
23	A	Ohio St.	85 65									287	H	Wagner	119 56
23	H	Ohio St.	72 62									312	A	Georgia St.	114 41
LAST 10 Division I															
137	A	Wisconsin	85 56	71	H	Michigan St.	94 53								
205	A	Penn St.	106 69	23	A	Ohio St.	85 65								
12	H	Iowa	93 59	10	H	Northwestern	70 61								
45	H	Rutgers	79 50	185	A	Illinois	79 60								
17	A	Indiana	79 69	17	H	Indiana	76 62								

Non-Div I Games:

Maryland

Loss, Non-Conf, S Site, H Home A Away N Neutral

Average RPI Win: 100		WON-LOST	WINNING	LAST 10	STRENGTH OF	OPP. STRENGTH	TEAM	ADJ.	CONF.	ADJ CONF.
Average RPI Loss: 47		RECORD	PCT. RANK	GAMES	SCHEDULE	OF SCHEDULE	RPI	RPI	RPI	RPI
DIV. I ONLY		24- 3	10	8-2	18	14	4	4	5	5
DIV. I NON-CONF.		11- 1	13	0	5	7	1	1	4	4
TOTALS	RPI 1-25		RPI 26-50		W-L RECORDS	RPI 51-100	RPI 101-150		RPI 150+	
24- 3	4- 2		4- 0		OVERALL	5- 1	6- 0		5- 0	
11- 1	1- 1		2- 0		HOME	2- 0	3- 0		3- 0	
10- 2	2- 1		1- 0		AWAY	3- 1	2- 0		2- 0	
3- 0	1- 0		1- 0		NEUTRAL	0- 0	1- 0		0- 0	
11- 1	3- 1		3- 0		NON-CONFERENCE	0- 0	2- 0		3- 0	
5- 0	1- 0		1- 0		HOME	0- 0	1- 0		2- 0	
3- 1	1- 1		1- 0		AWAY	0- 0	0- 0		1- 0	
3- 0	1- 0		1- 0		NEUTRAL	0- 0	1- 0		0- 0	
13- 2	1- 1		1- 0		CONFERENCE	5- 1	4- 0		2- 0	
6- 1	0- 1		1- 0		HOME	2- 0	2- 0		1- 0	
7- 1	1- 0		0- 0		AWAY	3- 1	2- 0		1- 0	
0- 0	0- 0		0- 0		NEUTRAL	0- 0	0- 0		0- 0	

RPI 1-25				Team's RPI: 4		RPI 26-50				RPI 51-100				RPI 101+			
RPI	S	Opponent	Score	RPI	S	Opponent	Score	RPI	S	Opponent	Score	RPI	S	Opponent	Score		
1	N	Oregon	72 62	31	H	Duke	60 55	59	H	Virginia	71 56	102	H	Boise St.	98 82		
19	H	Central Mich.	76 63	32	H	Western Ky.	75 56	77	A	Boston College	81 70	106	A	North Carolina	74 67		
20	A	NC State	66 59	46	N	Oklahoma St.	69 48	79	A	Georgia Tech	58 47	107	N	UT Arlington	76 67		
23	A	Ohio St.	60 67	47	A	UT Martin	71 63	93	A	Syracuse	51 59	115	H	Wake Forest	75 61		
24	A	Kentucky	67 66					93	H	Syracuse	62 58	116	A	Notre Dame	86 54		
25	H	Florida St.	59 67					98	A	Miami (FL)	87 41	116	H	Notre Dame	82 49		
</																	

Non-Div I Games:

Louisville

Loss, Non-Conf, S Site, H Home A Away N Neutral

Average RPI Win:	122	WON-LOST	WINNING	LAST 10	STRENGTH OF	OPP. STRENGTH	TEAM	ADJ.	CONF.	ADJ CONF.
Average RPI Loss:	2	RECORD	PCT. RANK	GAMES	SCHEDULE	OF SCHEDULE	RPI	RPI	RPI	RPI
DIV. I ONLY	25- 1	2	10-0	50	2	5	5	3	3	
DIV. I NON-CONF.	11- 1	13	0	197	11	41	41	3	3	
TOTALS	RPI 1-25	RPI 26-50	W-L RECORDS	RPI 51-100	RPI 101-150	RPI 150+				
25- 1	4- 1	4- 0	OVERALL	6- 0	3- 0	8- 0				
15- 0	1- 0	2- 0	HOME	4- 0	1- 0	7- 0				
8- 0	2- 0	2- 0	AWAY	2- 0	1- 0	1- 0				
2- 1	1- 1	0- 0	NEUTRAL	0- 0	1- 0	0- 0				
11- 1	2- 1	0- 0	NON-CONFERENCE	2- 0	1- 0	6- 0				
8- 0	0- 0	0- 0	HOME	2- 0	0- 0	6- 0				
1- 0	1- 0	0- 0	AWAY	0- 0	0- 0	0- 0				
2- 1	1- 1	0- 0	NEUTRAL	0- 0	1- 0	0- 0				
14- 0	2- 0	4- 0	CONFERENCE	4- 0	2- 0	2- 0				
7- 0	1- 0	2- 0	HOME	2- 0	1- 0	1- 0				
7- 0	1- 0	2- 0	AWAY	2- 0	1- 0	1- 0				
0- 0	0- 0	0- 0	NEUTRAL	0- 0	0- 0	0- 0				

RPI 1-25				Team's RPI: 5				RPI 26-50				RPI 51-100				RPI 101+			
RPI	S	Opponent	Score					RPI	S	Opponent	Score	RPI	S	Opponent	Score	RPI	S	Opponent	Score
2	N	South Carolina	59 74					43	H	Iowa St.	83 62	56	A	Oklahoma	77 56	101	N	Washington St.	89 66
6	A	UConn	74 58					46	A	Oklahoma St.	69 42	56	H	Oklahoma	101 69	121	A	Kansas	90 47
17	N	Indiana	77 62					46	H	Oklahoma St.	94 48	57	H	West Virginia	91 51	121	H	Kansas	97 44
18	A	TCU	66 57					48	A	Texas	64 44	67	H	South Fla.	58 46	152	A	Texas Tech	77 62
18	H	TCU	81 62									84	H	Georgia	72 38	152	H	Texas Tech	87 79
												94	A	Kansas St.	54 40	262	H	Arkansas St.	111 43
																268	H	New Hampshire	97 29
																271	H	Lamar University	90 28
																276	H	Morehead St.	94 47
																316	H	Houston Baptist	112 42
																345	H	Grambling	120 46
LAST 10 Division I																			
56	H	Oklahoma	101 69					121	H	Kansas	97 44								
152	A	Texas Tech	77 62					48	A	Texas	64 44								
46	A	Oklahoma St.	69 42					43	H	Iowa St.	83 62								
18	H	TCU	81 62					152	H	Texas Tech	87 79								
94	A	Kansas St.	54 40					18	A	TCU	66 57								

Non-Div I Games:

Baylor

■ Loss,
 ■ Non-Conf, S Site,
 ■ Home
 ■ Away
 N Neutral

Average RPI Win:	115	WON-LOST	WINNING	LAST 10	STRENGTH OF	OPP. STRENGTH	TEAM	ADJ.	CONF.	ADJ CONF.
Average RPI Loss:	3	RECORD	PCT. RANK	GAMES	SCHEDULE	OF SCHEDULE	RPI	RPI	RPI	RPI
DIV. I ONLY	23- 3	13	8-2	22	8	6	6	9	9	
DIV. I NON-CONF.	10- 3	57	1-2	6	1	5	5	9	9	
TOTALS	RPI 1-25	RPI 26-50	W-L RECORDS	RPI 51-100	RPI 101-150	RPI 150+				
23- 3	2- 3	2- 0	OVERALL	8- 0	3- 0	8- 0				
11- 2	0- 2	1- 0	HOME	3- 0	2- 0	5- 0				
11- 1	2- 1	1- 0	AWAY	4- 0	1- 0	3- 0				
1- 0	0- 0	0- 0	NEUTRAL	1- 0	0- 0	0- 0				
10- 3	2- 3	0- 0	NON-CONFERENCE	5- 0	3- 0	0- 0				
4- 2	0- 2	0- 0	HOME	2- 0	2- 0	0- 0				
5- 1	2- 1	0- 0	AWAY	2- 0	1- 0	0- 0				
1- 0	0- 0	0- 0	NEUTRAL	1- 0	0- 0	0- 0				
13- 0	0- 0	2- 0	CONFERENCE	3- 0	0- 0	8- 0				
7- 0	0- 0	1- 0	HOME	1- 0	0- 0	5- 0				
6- 0	0- 0	1- 0	AWAY	2- 0	0- 0	3- 0				
0- 0	0- 0	0- 0	NEUTRAL	0- 0	0- 0	0- 0				

RPI	S	Opponent	Score	RPI	S	Opponent	Score	RPI	S	Opponent	Score	RPI	S	Opponent	Score
1	H	Oregon	56 74	40	A	UCF	59 52	52	A	Dayton	75 37	116	H	Notre Dame	81 57
2	A	South Carolina	52 70	40	H	UCF	66 53	56	N	Oklahoma	97 53	117	A	Vanderbilt	64 51
5	H	Baylor	58 74					59	H	Virginia	83 44	134	H	California	72 61
21	A	DePaul	84 74					61	H	Tennessee	60 45	159	H	Tulane	74 31
23	A	Ohio St.	73 62					67	A	South Fla.	67 47	163	H	Wichita St.	83 55
								70	A	Seton Hall	92 78	189	A	Memphis	68 56
								75	H	Cincinnati	80 50	189	H	Memphis	94 55
								91	A	Temple	83 54	192	H	Houston	91 51
												220	A	SMU	80 42
												247	A	East Carolina	98 42
												258	H	Tulsa	92 34
LAST 10 Division I															
40	H	UCF	66 53	1	H	Oregon	56 74	75	H	Cincinnati	80 50				
159	H	Tulane	74 31	247	A	East Carolina	98 42	61	H	Tennessee	60 45				
67	A	South Fla.	67 47	258	H	Tulsa	92 34								
2	A	South Carolina	52 70												
189	H	Memphis	94 55												

Non-Div I Games:

UConn

■ Loss,
■ Non-Conf, S Site,
■ Home
■ Away
N Neutral

Average RPI Win: 117	WON-LOST	WINNING	LAST 10	STRENGTH OF	OPP. STRENGTH	TEAM	ADJ.	CONF.	ADJ CONF.
Average RPI Loss: 19	RECORD	PCT. RANK	GAMES	SCHEDULE	OF SCHEDULE	RPI	RPI	RPI	RPI
DIV. I ONLY	24- 3	10	9-1	37	1	7	7	1	1
DIV. I NON-CONF.	11- 1	13	0	57	33	8	8	2	2
TOTALS	RPI 1-25	RPI 26-50	W-L RECORDS	RPI 51-100	RPI 101-150	RPI 150+			
24- 3	5- 2	0- 1	OVERALL	5- 0	9- 0	5- 0			
14- 1	3- 1	0- 0	HOME	3- 0	5- 0	3- 0			
7- 2	1- 1	0- 1	AWAY	1- 0	4- 0	1- 0			
3- 0	1- 0	0- 0	NEUTRAL	1- 0	0- 0	1- 0			
11- 1	3- 0	0- 1	NON-CONFERENCE	2- 0	1- 0	5- 0			
7- 0	2- 0	0- 0	HOME	1- 0	1- 0	3- 0			
1- 1	0- 0	0- 1	AWAY	0- 0	0- 0	1- 0			
3- 0	1- 0	0- 0	NEUTRAL	1- 0	0- 0	1- 0			
13- 2	2- 2	0- 0	CONFERENCE	3- 0	8- 0	0- 0			
7- 1	1- 1	0- 0	HOME	2- 0	4- 0	0- 0			
6- 1	1- 1	0- 0	AWAY	1- 0	4- 0	0- 0			
0- 0	0- 0	0- 0	NEUTRAL	0- 0	0- 0	0- 0			

RPI	S	Opponent	Score	RPI	S	Opponent	Score	RPI	S	Opponent	Score	RPI	S	Opponent	Score
1	A	Oregon	55 87	48	A	Texas	64 69	61	H	Tennessee	78 51	101	A	Washington St.	71 49
8	H	UCLA	69 79					85	H	Southern California	79 59	101	H	Washington St.	77 58
11	N	Mississippi St.	67 62					92	A	Colorado	69 66	114	A	Utah	97 64
14	H	Gonzaga	76 70					92	H	Colorado	76 68	114	H	Utah	82 49
16	A	Oregon St.	61 58					93	N	Syracuse	77 59	133	A	Washington	58 41
16	H	Oregon St.	63 60									133	H	Washington	77 56
23	H	Ohio St.	71 52									134	A	California	79 65
												134	H	California	73 40
												141	H	Buffalo	88 69
												157	H	UC Davis	67 55
												224	H	Northern Colo.	90 36
												232	A	San Francisco	97 71
												297	N	California Baptist	83 78
												301	H	Eastern Wash.	92 27
LAST 10 Division I															
16	H	Oregon St.	63 60	101	A	Washington St.	71 49								
92	A	Colorado	69 66	133	A	Washington	58 41								
114	A	Utah	97 64	114	H	Utah	82 49								
85	H	Southern California	79 59	92	H	Colorado	76 68								
8	H	UCLA	69 79	16	A	Oregon St.	61 58								

Non-Div I Games:

Stanford

■ Loss,
 ■ Non-Conf, S Site,
 ■ Home
 ■ Away
 N Neutral

Average RPI Win:	115	WON-LOST	WINNING	LAST 10	STRENGTH OF	OPP. STRENGTH	TEAM	ADJ.	CONF.	ADJ CONF.
Average RPI Loss:	36	RECORD	PCT. RANK	GAMES	SCHEDULE	OF SCHEDULE	RPI	RPI	RPI	RPI
DIV. I ONLY	23- 3	13	7-3	40	4	8	8	1	1	
DIV. I NON-CONF.	11- 0	1	0	201	41	18	18	2	2	
TOTALS	RPI 1-25	RPI 26-50	W-L RECORDS	RPI 51-100	RPI 101-150	RPI 150+				
23- 3	4- 2	3- 0	OVERALL	5- 1	6- 0	5- 0				
12- 1	2- 1	1- 0	HOME	2- 0	3- 0	4- 0				
10- 2	2- 1	1- 0	AWAY	3- 1	3- 0	1- 0				
1- 0	0- 0	1- 0	NEUTRAL	0- 0	0- 0	0- 0				
11- 0	1- 0	1- 0	NON-CONFERENCE	3- 0	1- 0	5- 0				
6- 0	0- 0	0- 0	HOME	1- 0	1- 0	4- 0				
4- 0	1- 0	0- 0	AWAY	2- 0	0- 0	1- 0				
1- 0	0- 0	1- 0	NEUTRAL	0- 0	0- 0	0- 0				
12- 3	3- 2	2- 0	CONFERENCE	2- 1	5- 0	0- 0				
6- 1	2- 1	1- 0	HOME	1- 0	2- 0	0- 0				
6- 2	1- 1	1- 0	AWAY	1- 1	3- 0	0- 0				
0- 0	0- 0	0- 0	NEUTRAL	0- 0	0- 0	0- 0				

RPI	S	Opponent	Score	RPI	S	Opponent	Score	RPI	S	Opponent	Score	RPI	S	Opponent	Score
1	H	Oregon	66 80	27	A	Arizona St.	70 61	59	A	Virginia	73 62	101	A	Washington St.	70 62
7	A	Stanford	79 69	27	H	Arizona St.	68 66	66	H	Yale	100 65	101	H	Washington St.	66 50
16	H	Oregon St.	83 74	40	N	UCF	61 56	84	A	Georgia	59 50	110	H	Pacific	68 57
17	A	Indiana	68 58					85	A	Southern California	68 70	114	A	Utah	84 54
22	A	Arizona	66 92					85	H	Southern California	83 59	133	H	Washington	85 80
22	H	Arizona	70 58					92	A	Colorado	65 62	134	A	California	74 70
												224	H	Northern Colo.	92 58
												280	A	CSUN	58 44
												285	H	Long Beach St.	86 51
												289	H	LMU (CA)	74 52
												321	H	Weber St.	85 45
LAST 10 Division I															
101	A	Washington St.	70 62	27	A	Arizona St.	70 61								
16	H	Oregon St.	83 74	22	A	Arizona	66 92								
1	H	Oregon	66 80	101	H	Washington St.	66 50								
134	A	California	74 70	133	H	Washington	85 80								
7	A	Stanford	79 69	85	A	Southern California	68 70								

Non-Div I Games:

UCLA

■ Loss,
 ■ Non-Conf, S Site,
 ■ Home
 ■ Away
 N Neutral

Average RPI Win:	130	WON-LOST	WINNING	LAST 10	STRENGTH OF	OPP. STRENGTH	TEAM	ADJ.	CONF.	ADJ CONF.
Average RPI Loss:	42	RECORD	PCT. RANK	GAMES	SCHEDULE	OF SCHEDULE	RPI	RPI	RPI	RPI
DIV. I ONLY	21- 3	16	9-1	38	72	9	9	8	8	
DIV. I NON-CONF.	9- 2	37	0	20	9	6	6	7	7	
TOTALS	RPI 1-25	RPI 26-50	W-L RECORDS	RPI 51-100	RPI 101-150	RPI 150+				
21- 3	0- 2	4- 0	OVERALL	7- 1	4- 0	6- 0				
11- 0	0- 0	2- 0	HOME	4- 0	1- 0	4- 0				
10- 3	0- 2	2- 0	AWAY	3- 1	3- 0	2- 0				
0- 0	0- 0	0- 0	NEUTRAL	0- 0	0- 0	0- 0				
9- 2	0- 2	1- 0	NON-CONFERENCE	3- 0	2- 0	3- 0				
5- 0	0- 0	0- 0	HOME	1- 0	1- 0	3- 0				
4- 2	0- 2	1- 0	AWAY	2- 0	1- 0	0- 0				
0- 0	0- 0	0- 0	NEUTRAL	0- 0	0- 0	0- 0				
12- 1	0- 0	3- 0	CONFERENCE	4- 1	2- 0	3- 0				
6- 0	0- 0	2- 0	HOME	3- 0	0- 0	1- 0				
6- 1	0- 0	1- 0	AWAY	1- 1	2- 0	2- 0				
0- 0	0- 0	0- 0	NEUTRAL	0- 0	0- 0	0- 0				

RPI 1-25				Team's RPI: 9		RPI 26-50				RPI 51-100				RPI 101+					
RPI	S	Opponent	Score		RPI	S	Opponent	Score		RPI	S	Opponent	Score		RPI	S	Opponent	Score	
14	A	Gonzaga	52	64	30	A	Drake	89	83	56	A	Oklahoma	96	90	102	A	Boise St.	72	69
16	A	Oregon St.	69	80	30	H	Drake	69	67	74	A	UNI	66	55	132	H	Missouri	79	72
					35	A	South Dakota	74	66	74	H	UNI	80	66	144	A	Loyola Chicago	74	72
					38	H	Bradley	90	56	81	A	Minnesota	77	69	148	A	Valparaiso	81	68
										83	H	Illinois St.	87	74	163	H	Wichita St.	68	55
										95	A	Southern Ill.	68	70	203	H	Santa Clara	71	64
										95	H	Southern Ill.	88	57	212	H	UMKC	83	58
										99	H	A&M-Corpus Christi	79	51	279	A	Indiana St.	76	55
															322	A	Evansville	81	55
															322	H	Evansville	76	62
LAST 10 Division I																			
					322	H	Evansville	76	62	38	H	Bradley	90	56					
					95	H	Southern Ill.	88	57	322	A	Evansville	81	55					
					30	A	Drake	89	83	279	A	Indiana St.	76	55					
					74	A	UNI	66	55	95	A	Southern Ill.	68	70					
					83	H	Illinois St.	87	74	74	H	UNI	80	66					

Non-Div I Games: William Jewell 111 39

Missouri St.

Northwestern

Through Games Of Feb. 22, 2020

Average RPI Win:	110	WON-LOST	WINNING	LAST 10	STRENGTH OF	OPP. STRENGTH	TEAM	ADJ.	CONF.	ADJ CONF.
Average RPI Loss:	12	RECORD	PCT. RANK	GAMES	SCHEDULE	OF SCHEDULE	RPI	RPI	RPI	RPI
DIV. I ONLY	24- 3	10	9-1	32	3	10	10	2	2	
DIV. I NON-CONF.	10- 1	20	0	91	24	22	22	1	1	
TOTALS	RPI 1-25	RPI 26-50	W-L RECORDS	RPI 51-100	RPI 101-150	RPI 150+				
24- 3	2- 3	6- 0	OVERALL	6- 0	3- 0	7- 0				
13- 2	1- 2	3- 0	HOME	4- 0	2- 0	3- 0				
9- 1	1- 1	3- 0	AWAY	2- 0	1- 0	2- 0				
2- 0	0- 0	0- 0	NEUTRAL	0- 0	0- 0	2- 0				
10- 1	0- 1	2- 0	NON-CONFERENCE	2- 0	2- 0	4- 0				
6- 1	0- 1	0- 0	HOME	2- 0	2- 0	2- 0				
2- 0	0- 0	2- 0	AWAY	0- 0	0- 0	0- 0				
2- 0	0- 0	0- 0	NEUTRAL	0- 0	0- 0	2- 0				
14- 2	2- 2	4- 0	CONFERENCE	4- 0	1- 0	3- 0				
7- 1	1- 1	3- 0	HOME	2- 0	0- 0	1- 0				
7- 1	1- 1	1- 0	AWAY	2- 0	1- 0	2- 0				
0- 0	0- 0	0- 0	NEUTRAL	0- 0	0- 0	0- 0				

RPI 1-25				Team's RPI: 10		RPI 26-50				RPI 51-100				RPI 101+			
RPI	S	Opponent	Score	RPI	S	Opponent	Score	RPI	S	Opponent	Score	RPI	S	Opponent	Score		
3	A	Maryland	61 70	31	A	Duke	63 42	71	A	Michigan St.	76 48	107	H	UT Arlington	74 47		
3	H	Maryland	81 58	36	A	Michigan	66 60	71	H	Michigan St.	85 55	137	A	Wisconsin	82 66		
12	H	Iowa	51 77	36	H	Michigan	81 73	77	H	Boston College	66 63	148	H	Valparaiso	69 48		
17	A	Indiana	71 69	37	A	Marquette	64 56	81	A	Minnesota	56 54	164	H	Dartmouth	79 37		
21	H	DePaul	68 70	42	H	Purdue	61 56	86	H	Nebraska	60 56	185	A	Illinois	77 50		
				45	H	Rutgers	82 65	88	H	Colgate	73 44	205	A	Penn St.	82 59		
												205	H	Penn St.	85 59		
												247	N	East Carolina	64 45		
												254	N	Xavier	79 59		
												269	H	Loyola Maryland	67 46		
LAST 10 Division I																	
137	A	Wisconsin	82 66	205	A	Penn St.	82 59										
45	H	Rutgers	82 65	36	H	Michigan	81 73										
86	H	Nebraska	60 56	3	A	Maryland	61 70										
36	A	Michigan	66 60	71	A	Michigan St.	76 48										
71	H	Michigan St.	85 55	205	H	Penn St.	85 59										

Non-Div I Games:

Northwestern

Loss,
Non-Conf, S Site,
H Home
A Away
N Neutral

Average RPI Win:	120	WON-LOST	WINNING	LAST 10	STRENGTH OF	OPP. STRENGTH	TEAM	ADJ.	CONF.	ADJ CONF.
Average RPI Loss:	23	RECORD	PCT. RANK	GAMES	SCHEDULE	OF SCHEDULE	RPI	RPI	RPI	RPI
DIV. I ONLY	23- 4	18	8-2	23	25	11	11	4	4	
DIV. I NON-CONF.	12- 2	28	0	33	65	12	12	5	5	
TOTALS	RPI 1-25	RPI 26-50	W-L RECORDS	RPI 51-100	RPI 101-150	RPI 150+				
23- 4	1- 3	4- 0	OVERALL	5- 1	6- 0	7- 0				
11- 1	1- 0	3- 0	HOME	1- 1	2- 0	4- 0				
8- 2	0- 2	1- 0	AWAY	2- 0	3- 0	2- 0				
4- 1	0- 1	0- 0	NEUTRAL	2- 0	1- 0	1- 0				
12- 2	0- 1	3- 0	NON-CONFERENCE	2- 1	1- 0	6- 0				
5- 1	0- 0	2- 0	HOME	0- 1	0- 0	3- 0				
3- 0	0- 0	1- 0	AWAY	0- 0	0- 0	2- 0				
4- 1	0- 1	0- 0	NEUTRAL	2- 0	1- 0	1- 0				
11- 2	1- 2	1- 0	CONFERENCE	3- 0	5- 0	1- 0				
6- 0	1- 0	1- 0	HOME	1- 0	2- 0	1- 0				
5- 2	0- 2	0- 0	AWAY	2- 0	3- 0	0- 0				
0- 0	0- 0	0- 0	NEUTRAL	0- 0	0- 0	0- 0				

RPI 1-25				RPI 26-50				RPI 51-100				RPI 101+			
RPI	S	Opponent	Score	RPI	S	Opponent	Score	RPI	S	Opponent	Score	RPI	S	Opponent	Score
2	A	South Carolina	79 81	26	H	LSU	64 60	57	H	West Virginia	65 71	108	A	Auburn	92 85
7	N	Stanford	62 67	37	A	Marquette	74 68	59	N	Virginia	72 59	108	H	Auburn	78 73
13	H	Texas A&M	69 57	47	H	UT Martin	82 46	61	A	Tennessee	72 55	117	A	Vanderbilt	68 52
24	A	Kentucky	62 73	50	H	Troy	122 82	67	N	South Fla.	86 61	132	A	Missouri	79 64
								84	A	Georgia	73 66	138	H	Florida	93 47
								84	H	Georgia	67 53	145	N	Green Bay	83 58
												153	A	Jackson St.	92 53
												190	H	Little Rock	89 50
												201	H	Southern Miss.	91 58
												204	A	Louisiana	64 48
												228	H	Murray St.	124 43
												232	N	San Francisco	73 38
												278	H	Ole Miss	80 39
LAST 10 Division I															
108	A	Auburn	92 85	108	H	Auburn	78 73								
24	A	Kentucky	62 73	278	H	Ole Miss	80 39								
13	H	Texas A&M	69 57	117	A	Vanderbilt	68 52								
61	A	Tennessee	72 55	2	A	South Carolina	79 81								
84	H	Georgia	67 53	26	H	LSU	64 60								

Non-Div I Games:

Mississippi St.

■ Loss,
 ■ Non-Conf,
 ■ S Site,
 ■ H Home
 ■ A Away
 N Neutral

Average RPI Win:	111	WON-LOST	WINNING	LAST 10	STRENGTH OF	OPP. STRENGTH	TEAM	ADJ.	CONF.	ADJ CONF.
Average RPI Loss:	66	RECORD	PCT. RANK	GAMES	SCHEDULE	OF SCHEDULE	RPI	RPI	RPI	RPI
DIV. I ONLY	22- 5	27	8-2	30	16	12	12	2	2	
DIV. I NON-CONF.	9- 2	37	0	46	106	17	17	1	1	
TOTALS	RPI 1-25	RPI 26-50	W-L RECORDS	RPI 51-100	RPI 101-150	RPI 150+				
22- 5	5- 1	3- 1	OVERALL	4- 2	2- 1	8- 0				
14- 0	4- 0	1- 0	HOME	2- 0	1- 0	6- 0				
6- 4	1- 1	2- 1	AWAY	1- 2	1- 0	1- 0				
2- 1	0- 0	0- 0	NEUTRAL	1- 0	0- 1	1- 0				
9- 2	1- 0	2- 0	NON-CONFERENCE	1- 1	0- 1	5- 0				
6- 0	1- 0	1- 0	HOME	0- 0	0- 0	4- 0				
1- 1	0- 0	1- 0	AWAY	0- 1	0- 0	0- 0				
2- 1	0- 0	0- 0	NEUTRAL	1- 0	0- 1	1- 0				
13- 3	4- 1	1- 1	CONFERENCE	3- 1	2- 0	3- 0				
8- 0	3- 0	0- 0	HOME	2- 0	1- 0	2- 0				
5- 3	1- 1	1- 1	AWAY	1- 1	1- 0	1- 0				
0- 0	0- 0	0- 0	NEUTRAL	0- 0	0- 0	0- 0				

RPI	S	Opponent	Score	RPI	S	Opponent	Score	RPI	S	Opponent	Score	RPI	S	Opponent	Score
3	A	Maryland	59 93	30	H	Drake	79 67	71	H	Michigan St.	74 57	133	N	Washington	63 70
3	H	Maryland	66 61	36	A	Michigan	63 78	74	A	UNI	66 88	137	A	Wisconsin	85 78
10	A	Northwestern	77 51	42	A	Purdue	83 71	75	N	Cincinnati	69 61	137	H	Wisconsin	97 71
15	H	Princeton	77 75	43	A	Iowa St.	75 69	81	A	Minnesota	76 75	162	H	North Ala.	86 81
17	H	Indiana	91 85					86	A	Nebraska	69 78	170	N	Towson	100 72
23	H	Ohio St.	77 68					86	H	Nebraska	76 60	185	H	Illinois	108 72
												199	H	Fla. Atlantic	85 53
												205	A	Penn St.	77 66
												205	H	Penn St.	100 57
												223	H	Clemson	74 60
												314	H	N.C. Central	102 50
LAST 10 Division I															
205	H	Penn St.	100 57	36	A	Michigan	63 78								
137	H	Wisconsin	97 71	205	A	Penn St.	77 66								
3	A	Maryland	59 93	71	H	Michigan St.	74 57								
42	A	Purdue	83 71	23	H	Ohio St.	77 68								
86	H	Nebraska	76 60	137	A	Wisconsin	85 78								

Non-Div I Games:

Iowa

■ Loss,
■ Non-Conf, S Site,
■ Home
■ Away
N Neutral

Average RPI Win: 116		WON-LOST	WINNING	LAST 10	STRENGTH OF	OPP. STRENGTH	TEAM	ADJ.	CONF.	ADJ CONF.
Average RPI Loss: 22		RECORD	PCT. RANK	GAMES	SCHEDULE	OF SCHEDULE	RPI	RPI	RPI	RPI
DIV. I ONLY		21- 5	28	7-3	17	21	13	13	4	4
DIV. I NON-CONF.		12- 1	10	0	35	22	7	7	5	5
TOTALS		RPI 1-25	RPI 26-50		W-L RECORDS		RPI 51-100	RPI 101-150	RPI 150+	
21- 5	1- 3	3- 2		OVERALL		9- 0	3- 0	5- 0		
13- 1	1- 0	2- 1		HOME		2- 0	3- 0	5- 0		
6- 3	0- 2	1- 1		AWAY		5- 0	0- 0	0- 0		
2- 1	0- 1	0- 0		NEUTRAL		2- 0	0- 0	0- 0		
12- 1	1- 1	2- 0		NON-CONFERENCE		5- 0	0- 0	4- 0		
8- 0	1- 0	2- 0		HOME		1- 0	0- 0	4- 0		
2- 0	0- 0	0- 0		AWAY		2- 0	0- 0	0- 0		
2- 1	0- 1	0- 0		NEUTRAL		2- 0	0- 0	0- 0		
9- 4	0- 2	1- 2		CONFERENCE		4- 0	3- 0	1- 0		
5- 1	0- 0	0- 1		HOME		1- 0	3- 0	1- 0		
4- 3	0- 2	1- 1		AWAY		3- 0	0- 0	0- 0		
0- 0	0- 0	0- 0		NEUTRAL		0- 0	0- 0	0- 0		

RPI 1-25				Team's RPI: 13		RPI 26-50				RPI 51-100				RPI 101+			
RPI	S	Opponent	Score	RPI	S	Opponent	Score	RPI	S	Opponent	Score	RPI	S	Opponent	Score		
11	A	Mississippi St.	57 69	26	A	LSU	58 59	61	A	Tennessee	73 71	117	H	Vanderbilt	74 53		
18	H	TCU	70 68	26	H	LSU	54 57	65	A	Rice	62 61	132	H	Missouri	72 53		
24	A	Kentucky	54 76	31	H	Duke	79 58	76	N	Montana St.	78 67	138	H	Florida	69 42		
25	N	Florida St.	58 80	34	A	Arkansas	84 77	79	N	Georgia Tech	60 48	190	H	Little Rock	78 35		
				46	H	Oklahoma St.	74 62	80	A	Alabama	79 74	192	H	Houston	72 43		
								84	A	Georgia	64 47	243	H	Central Ark.	76 46		
								84	H	Georgia	64 63	278	H	Ole Miss	79 35		
								85	A	Southern California	74 64	298	H	Prairie View	80 38		
								99	H	A&M-Corpus Christi	85 48						
LAST 10 Division I																	
				84	A	Georgia	64 47	84	H	Georgia	64 63						
				61	A	Tennessee	73 71	132	H	Missouri	72 53						
				117	H	Vanderbilt	74 53	80	A	Alabama	79 74						
				11	A	Mississippi St.	57 69	138	H	Florida	69 42						
				26	A	LSU	58 59	24	A	Kentucky	54 76						

Non-Div I Games:

Texas A&M

■ Loss,
 ■ Non-Conf, S Site,
 ■ Home
 ■ Away
 N Neutral

Gonzaga

Through Games Of Feb. 22, 2020

Average RPI Win:	148	WON-LOST	WINNING	LAST 10	STRENGTH OF	OPP. STRENGTH	TEAM	ADJ.	CONF.	ADJ CONF.
Average RPI Loss:	87	RECORD	PCT. RANK	GAMES	SCHEDULE	OF SCHEDULE	RPI	RPI	RPI	RPI
DIV. I ONLY	27- 2	5	9-1	68	84	14	14	11	11	
DIV. I NON-CONF.	11- 1	13	0	15	28	2	2	11	11	
TOTALS	RPI 1-25	RPI 26-50	W-L RECORDS	RPI 51-100	RPI 101-150	RPI 150+				
27- 2	1- 1	2- 0	OVERALL	5- 0	7- 0	12- 1				
14- 0	1- 0	1- 0	HOME	1- 0	4- 0	7- 0				
10- 2	0- 1	0- 0	AWAY	2- 0	3- 0	5- 1				
3- 0	0- 0	1- 0	NEUTRAL	2- 0	0- 0	0- 0				
11- 1	1- 1	2- 0	NON-CONFERENCE	3- 0	2- 0	3- 0				
5- 0	1- 0	1- 0	HOME	0- 0	1- 0	2- 0				
3- 1	0- 1	0- 0	AWAY	1- 0	1- 0	1- 0				
3- 0	0- 0	1- 0	NEUTRAL	2- 0	0- 0	0- 0				
16- 1	0- 0	0- 0	CONFERENCE	2- 0	5- 0	9- 1				
9- 0	0- 0	0- 0	HOME	1- 0	3- 0	5- 0				
7- 1	0- 0	0- 0	AWAY	1- 0	2- 0	4- 1				
0- 0	0- 0	0- 0	NEUTRAL	0- 0	0- 0	0- 0				

RPI 1-25				RPI 26-50				RPI 51-100				RPI 101+			
RPI	S	Opponent	Score	RPI	S	Opponent	Score	RPI	S	Opponent	Score	RPI	S	Opponent	Score
7	A	Stanford	70 76	42	N	Purdue	63 50	52	N	Dayton	76 65	101	A	Washington St.	76 53
9	H	Missouri St.	64 52	47	H	UT Martin	78 55	60	N	Middle Tenn.	62 50	110	A	Pacific	83 65
								72	A	BYU	55 43	110	H	Pacific	68 67
								72	H	BYU	59 44	111	A	San Diego	57 42
								76	A	Montana St.	70 55	111	H	San Diego	57 46
												136	H	Portland	62 57
												142	H	Texas Southern	80 45
												167	A	Saint Mary's (CA)	60 70
												167	H	Saint Mary's (CA)	74 49
												194	A	Pepperdine	64 50
												194	H	Pepperdine	70 36
												202	A	Wyoming	65 54
												203	A	Santa Clara	67 52
												203	H	Santa Clara	53 46
												232	A	San Francisco	69 46
												232	H	San Francisco	56 38
												235	H	CSU Bakersfield	92 48
												289	A	LMU (CA)	75 47
												289	H	LMU (CA)	78 52
												301	H	Eastern Wash.	84 44
LAST 10 Division I															
194	A	Pepperdine	64 50	110	A	Pacific	83 65								
289	A	LMU (CA)	75 47	72	H	BYU	59 44								
203	H	Santa Clara	53 46	111	H	San Diego	57 46								
232	H	San Francisco	56 38	289	H	LMU (CA)	78 52								
167	A	Saint Mary's (CA)	60 70	194	H	Pepperdine	70 36								

Non-Div I Games:

Gonzaga

■ Loss,
 ■ Non-Conf, S Site,
 ■ Home
 ■ Away
 N Neutral

Average RPI Win:	154	WON-LOST	WINNING	LAST 10	STRENGTH OF	OPP. STRENGTH	TEAM	ADJ.	CONF.	ADJ CONF.
Average RPI Loss:	12	RECORD	PCT. RANK	GAMES	SCHEDULE	OF SCHEDULE	RPI	RPI	RPI	RPI
DIV. I ONLY	21- 1	4	10-0	90	97	15	15	7	7	
DIV. I NON-CONF.	12- 1	10	1-0	139	93	21	21	8	8	
TOTALS	RPI 1-25	RPI 26-50	W-L RECORDS	RPI 51-100	RPI 101-150	RPI 150+				
21- 1	0- 1	1- 0	OVERALL	8- 0	3- 0	9- 0				
11- 0	0- 0	1- 0	HOME	2- 0	1- 0	7- 0				
10- 1	0- 1	0- 0	AWAY	6- 0	2- 0	2- 0				
0- 0	0- 0	0- 0	NEUTRAL	0- 0	0- 0	0- 0				
12- 1	0- 1	1- 0	NON-CONFERENCE	4- 0	2- 0	5- 0				
7- 0	0- 0	1- 0	HOME	1- 0	0- 0	5- 0				
5- 1	0- 1	0- 0	AWAY	3- 0	2- 0	0- 0				
0- 0	0- 0	0- 0	NEUTRAL	0- 0	0- 0	0- 0				
9- 0	0- 0	0- 0	CONFERENCE	4- 0	1- 0	4- 0				
4- 0	0- 0	0- 0	HOME	1- 0	1- 0	2- 0				
5- 0	0- 0	0- 0	AWAY	3- 0	0- 0	2- 0				
0- 0	0- 0	0- 0	NEUTRAL	0- 0	0- 0	0- 0				

RPI	S	Opponent	Score	RPI	S	Opponent	Score	RPI	S	Opponent	Score	RPI	S	Opponent	Score
12	A	Iowa	75 77	33	H	FGCU	67 53	55	A	Penn	75 55	125	H	Columbia	77 55
								64	A	Marist	62 50	132	A	Missouri	68 33
								66	A	Yale	55 39	139	A	George Washington	75 50
								70	A	Seton Hall	78 76	164	A	Dartmouth	66 34
								90	H	Rider	80 47	164	H	Dartmouth	87 55
								96	A	Saint Louis	66 50	182	H	Cornell	60 29
								100	A	Harvard	60 46	205	H	Penn St.	72 55
								100	H	Harvard	66 45	222	A	Brown	85 48
												268	H	New Hampshire	77 37
												299	H	Monmouth	52 40
												303	H	St. Francis Brooklyn	76 44
												347	H	Hartford	73 42
LAST 10 Division I															
								164	H	Dartmouth	87 55	182	H	Cornell	60 29
								100	H	Harvard	66 45	100	A	Harvard	60 46
								222	A	Brown	85 48	164	A	Dartmouth	66 34
								66	A	Yale	55 39	55	A	Penn	75 55
								125	H	Columbia	77 55	268	H	New Hampshire	77 37

Non-Div I Games:

Princeton

■ Loss,
 ■ Non-Conf,
 ■ S Site,
 ■ H Home
 ■ A Away
 N Neutral

Average RPI Win:	124	WON-LOST	WINNING	LAST 10	STRENGTH OF	OPP. STRENGTH	TEAM	ADJ.	CONF.	ADJ CONF.
Average RPI Loss:	20	RECORD	PCT. RANK	GAMES	SCHEDULE	OF SCHEDULE	RPI	RPI	RPI	RPI
DIV. I ONLY	19- 8	57	3-7	2	41	16	16	1	1	
DIV. I NON-CONF.	12- 0	1	0	43	146	4	4	2	2	
TOTALS	RPI 1-25	RPI 26-50	W-L RECORDS	RPI 51-100	RPI 101-150	RPI 150+				
19- 8	3- 6	1- 1	OVERALL	4- 1	5- 0	6- 0				
12- 3	2- 3	1- 0	HOME	1- 0	3- 0	5- 0				
4- 5	1- 3	0- 1	AWAY	2- 1	1- 0	0- 0				
3- 0	0- 0	0- 0	NEUTRAL	1- 0	1- 0	1- 0				
12- 0	2- 0	0- 0	NON-CONFERENCE	2- 0	2- 0	6- 0				
8- 0	2- 0	0- 0	HOME	0- 0	1- 0	5- 0				
1- 0	0- 0	0- 0	AWAY	1- 0	0- 0	0- 0				
3- 0	0- 0	0- 0	NEUTRAL	1- 0	1- 0	1- 0				
7- 8	1- 6	1- 1	CONFERENCE	2- 1	3- 0	0- 0				
4- 3	0- 3	1- 0	HOME	1- 0	2- 0	0- 0				
3- 5	1- 3	0- 1	AWAY	1- 1	1- 0	0- 0				
0- 0	0- 0	0- 0	NEUTRAL	0- 0	0- 0	0- 0				

RPI	S	Opponent	Score	RPI	S	Opponent	Score	RPI	S	Opponent	Score	RPI	S	Opponent	Score
1	A	Oregon	64 76	27	A	Arizona St.	47 55	72	N	BYU	65 34	105	N	Liberty	68 55
1	H	Oregon	57 66	27	H	Arizona St.	64 62	85	A	Southern California	66 72	110	H	Pacific	69 57
7	A	Stanford	60 63					92	A	Colorado	79 52	114	A	Utah	77 65
7	H	Stanford	58 61					92	H	Colorado	72 60	114	H	Utah	77 48
8	A	UCLA	74 83					98	A	Miami (FL)	75 53	134	H	California	81 44
9	H	Missouri St.	80 69									161	N	Northern Ariz.	91 57
21	H	DePaul	98 77									178	H	Southern Utah	95 45
22	A	Arizona	63 61									198	H	Hawaii	64 32
22	H	Arizona	58 65									235	H	CSU Bakersfield	69 50
LAST 10 Division I															
7	A	Stanford	60 63	114	A	Utah	77 65								
8	A	UCLA	74 83	92	A	Colorado	79 52								
85	A	Southern California	66 72	1	H	Oregon	57 66								
22	H	Arizona	58 65	1	A	Oregon	64 76								
27	H	Arizona St.	64 62	7	H	Stanford	58 61								

Non-Div I Games:

Oregon St.

■ Loss,
 ■ Non-Conf, S Site,
 ■ Home
 ■ Away
 N Neutral

Indiana

Through Games Of Feb. 22, 2020

Average RPI Win:	121	WON-LOST	WINNING	LAST 10	STRENGTH OF	OPP. STRENGTH	TEAM	ADJ.	CONF.	ADJ CONF.
Average RPI Loss:	9	RECORD	PCT. RANK	GAMES	SCHEDULE	OF SCHEDULE	RPI	RPI	RPI	RPI
DIV. I ONLY	21- 7	43	7-3	11	11	17	17	2	2	
DIV. I NON-CONF.	10- 2	29	0	11	39	9	9	1	1	
TOTALS	RPI 1-25	RPI 26-50	W-L RECORDS	RPI 51-100	RPI 101-150	RPI 150+				
21- 7	1- 7	3- 0	OVERALL	6- 0	5- 0	6- 0				
10- 4	0- 4	1- 0	HOME	2- 0	3- 0	4- 0				
9- 2	0- 2	2- 0	AWAY	4- 0	1- 0	2- 0				
2- 1	1- 1	0- 0	NEUTRAL	0- 0	1- 0	0- 0				
10- 2	1- 2	0- 0	NON-CONFERENCE	2- 0	4- 0	3- 0				
5- 1	0- 1	0- 0	HOME	0- 0	2- 0	3- 0				
3- 0	0- 0	0- 0	AWAY	2- 0	1- 0	0- 0				
2- 1	1- 1	0- 0	NEUTRAL	0- 0	1- 0	0- 0				
11- 5	0- 5	3- 0	CONFERENCE	4- 0	1- 0	3- 0				
5- 3	0- 3	1- 0	HOME	2- 0	1- 0	1- 0				
6- 2	0- 2	2- 0	AWAY	2- 0	0- 0	2- 0				
0- 0	0- 0	0- 0	NEUTRAL	0- 0	0- 0	0- 0				

RPI	S	Opponent	Score
2	N	South Carolina	71 57
3	A	Maryland	62 76
3	H	Maryland	69 79
5	N	Baylor	62 77
8	H	UCLA	58 68
10	H	Northwestern	69 71
12	A	Iowa	85 91
23	H	Ohio St.	76 80

RPI	S	Opponent	Score
42	A	Purdue	66 54
42	H	Purdue	66 48
45	A	Rutgers	66 56

RPI	S	Opponent	Score
71	H	Michigan St.	79 67
81	A	Minnesota	75 69
81	H	Minnesota	65 52
86	A	Nebraska	57 53
87	A	Butler	64 53
98	A	Miami (FL)	58 45

RPI	S	Opponent	Score
101	N	Washington St.	78 44
137	H	Wisconsin	75 65
138	A	Florida	73 49
140	H	North Florida	72 45
149	H	Mt. St. Mary's	75 52
153	H	Jackson St.	91 51
185	A	Illinois	59 54
185	H	Illinois	83 42
205	A	Penn St.	76 60
236	H	Youngstown St.	93 56
267	H	Nicholls St.	111 47

LAST 10 Division I

81	A	Minnesota	75 69	42	A	Purdue	66 54
23	H	Ohio St.	76 80	137	H	Wisconsin	75 65
185	A	Illinois	59 54	81	H	Minnesota	65 52
86	A	Nebraska	57 53	205	A	Penn St.	76 60
3	H	Maryland	69 79	3	A	Maryland	62 76

Non-Div I Games:

Indiana

■ Loss,
 ■ Non-Conf, S Site,
 ■ Home
 ■ Away
 N Neutral

Average RPI Win:	123	WON-LOST	WINNING	LAST 10	STRENGTH OF	OPP. STRENGTH	TEAM	ADJ.	CONF.	ADJ CONF.
Average RPI Loss:	47	RECORD	PCT. RANK	GAMES	SCHEDULE	OF SCHEDULE	RPI	RPI	RPI	RPI
DIV. I ONLY	19- 5	33	8-2	21	29	18	18	3	3	
DIV. I NON-CONF.	9- 2	37	0	110	66	31	31	3	3	
TOTALS	RPI 1-25	RPI 26-50	W-L RECORDS	RPI 51-100	RPI 101-150	RPI 150+				
19- 5	0- 3	5- 0	OVERALL	4- 1	5- 0	5- 1				
11- 2	0- 1	2- 0	HOME	2- 0	4- 0	3- 1				
8- 3	0- 2	3- 0	AWAY	2- 1	1- 0	2- 0				
0- 0	0- 0	0- 0	NEUTRAL	0- 0	0- 0	0- 0				
9- 2	0- 1	1- 0	NON-CONFERENCE	0- 1	3- 0	5- 0				
7- 0	0- 0	1- 0	HOME	0- 0	3- 0	3- 0				
2- 2	0- 1	0- 0	AWAY	0- 1	0- 0	2- 0				
0- 0	0- 0	0- 0	NEUTRAL	0- 0	0- 0	0- 0				
10- 3	0- 2	4- 0	CONFERENCE	4- 0	2- 0	0- 1				
4- 2	0- 1	1- 0	HOME	2- 0	1- 0	0- 1				
6- 1	0- 1	3- 0	AWAY	2- 0	1- 0	0- 0				
0- 0	0- 0	0- 0	NEUTRAL	0- 0	0- 0	0- 0				

RPI 1-25				RPI 26-50				RPI 51-100				RPI 101+			
RPI	S	Opponent	Score	RPI	S	Opponent	Score	RPI	S	Opponent	Score	RPI	S	Opponent	Score
5	A	Baylor	62 81	43	A	Iowa St.	77 74	56	A	Oklahoma	82 63	102	H	Boise St.	77 65
5	H	Baylor	57 66	43	H	Iowa St.	82 72	57	H	West Virginia	73 60	108	H	Auburn	80 65
13	A	Texas A&M	68 70	46	A	Oklahoma St.	72 68	60	A	Middle Tenn.	70 82	121	A	Kansas	87 74
				48	A	Texas	65 63	94	A	Kansas St.	54 52	121	H	Kansas	73 59
				49	H	Ohio	79 72	94	H	Kansas St.	65 61	131	H	Robert Morris	66 61
												152	H	Texas Tech	76 80
												182	H	Cornell	59 49
												220	A	SMU	57 56
												256	H	Texas St.	79 52
												267	H	Nicholls St.	72 47
												295	A	Army West Point	66 52
LAST 10 Division I															
94	A	Kansas St.	54 52	46	A	Oklahoma St.	72 68	57	H	West Virginia	73 60				
43	H	Iowa St.	82 72	5	H	Baylor	57 66	56	A	Oklahoma	82 63				
5	A	Baylor	62 81	121	A	Kansas	87 74	43	A	Iowa St.	77 74				
94	H	Kansas St.	65 61												

Non-Div I Games:

TCU

■ Loss,
 ■ Non-Conf, S Site,
 ■ Home
 ■ Away
 N Neutral

Average RPI Win:	143	WON-LOST	WINNING	LAST 10	STRENGTH OF	OPP. STRENGTH	TEAM	ADJ.	CONF.	ADJ CONF.
Average RPI Loss:	55	RECORD	PCT. RANK	GAMES	SCHEDULE	OF SCHEDULE	RPI	RPI	RPI	RPI
DIV. I ONLY	21- 4	22	10-0	42	100	19	19	10	10	
DIV. I NON-CONF.	7- 4	100	0	9	76	24	24	10	10	
TOTALS	RPI 1-25	RPI 26-50	W-L RECORDS	RPI 51-100	RPI 101-150	RPI 150+				
21- 4	0- 1	2- 2	OVERALL	4- 0	5- 1	10- 0				
11- 1	0- 0	1- 0	HOME	3- 0	2- 1	5- 0				
10- 3	0- 1	1- 2	AWAY	1- 0	3- 0	5- 0				
0- 0	0- 0	0- 0	NEUTRAL	0- 0	0- 0	0- 0				
7- 4	0- 1	0- 2	NON-CONFERENCE	3- 0	2- 1	2- 0				
4- 1	0- 0	0- 0	HOME	2- 0	1- 1	1- 0				
3- 3	0- 1	0- 2	AWAY	1- 0	1- 0	1- 0				
0- 0	0- 0	0- 0	NEUTRAL	0- 0	0- 0	0- 0				
14- 0	0- 0	2- 0	CONFERENCE	1- 0	3- 0	8- 0				
7- 0	0- 0	1- 0	HOME	1- 0	1- 0	4- 0				
7- 0	0- 0	1- 0	AWAY	0- 0	2- 0	4- 0				
0- 0	0- 0	0- 0	NEUTRAL	0- 0	0- 0	0- 0				

RPI 1-25				RPI 26-50				RPI 51-100				RPI 101+			
RPI	S	Opponent	Score	RPI	S	Opponent	Score	RPI	S	Opponent	Score	RPI	S	Opponent	Score
4	A	Louisville	63 76	32	A	Western Ky.	58 93	52	H	Dayton	81 80	103	H	Kent St.	71 58
				40	A	UCF	58 64	64	H	Marist	77 54	119	A	Bethune-Cookman	92 67
				49	A	Ohio	73 71	68	H	Ball St.	66 39	130	H	Northeastern	79 63
				49	H	Ohio	92 90	78	A	South Dakota St.	79 74	141	A	Buffalo	98 93
												145	H	Green Bay	105 111
												147	A	Western Mich.	80 70
												151	A	Akron	77 72
												157	A	Eastern Mich.	89 82
												175	H	Toledo	73 66
												180	A	Northern Ill.	70 66
												180	H	Northern Ill.	66 60
												196	A	Miami (OH)	99 87
												196	H	Miami (OH)	76 70
												226	H	Iona	70 50
												266	H	Bowling Green	82 75
												286	A	Oakland	65 47
LAST 10 Division I															
180	A	Northern Ill.	70 66	49	H	Ohio	92 90	141	A	Buffalo	98 93	175	H	Toledo	73 66
103	H	Kent St.	71 58	141	A	Buffalo	98 93	157	A	Eastern Mich.	89 82	147	A	Western Mich.	80 70
266	H	Bowling Green	82 75	175	H	Toledo	73 66								
196	A	Miami (OH)	99 87												
180	H	Northern Ill.	66 60												

Non-Div I Games:

Central Mich.

Average RPI Win:	137	WON-LOST	WINNING	LAST 10	STRENGTH OF	OPP. STRENGTH	TEAM	ADJ.	CONF.	ADJ CONF.
Average RPI Loss:	63	RECORD	PCT. RANK	GAMES	SCHEDULE	OF SCHEDULE	RPI	RPI	RPI	RPI
DIV. I ONLY	23- 3	13	8-2	73	43	20	20	5	5	
DIV. I NON-CONF.	11- 0	1	0	186	72	16	16	4	4	
TOTALS	RPI 1-25	RPI 26-50	W-L RECORDS	RPI 51-100	RPI 101-150	RPI 150+				
23- 3	2- 1	4- 0	OVERALL	3- 1	4- 1	10- 0				
12- 2	2- 1	1- 0	HOME	1- 1	3- 0	5- 0				
9- 1	0- 0	2- 0	AWAY	2- 0	1- 1	4- 0				
2- 0	0- 0	1- 0	NEUTRAL	0- 0	0- 0	1- 0				
11- 0	1- 0	1- 0	NON-CONFERENCE	0- 0	1- 0	8- 0				
7- 0	1- 0	0- 0	HOME	0- 0	1- 0	5- 0				
2- 0	0- 0	0- 0	AWAY	0- 0	0- 0	2- 0				
2- 0	0- 0	1- 0	NEUTRAL	0- 0	0- 0	1- 0				
12- 3	1- 1	3- 0	CONFERENCE	3- 1	3- 1	2- 0				
5- 2	1- 1	1- 0	HOME	1- 1	2- 0	0- 0				
7- 1	0- 0	2- 0	AWAY	2- 0	1- 1	2- 0				
0- 0	0- 0	0- 0	NEUTRAL	0- 0	0- 0	0- 0				

RPI	S	Opponent	Score	RPI	S	Opponent	Score	RPI	S	Opponent	Score	RPI	S	Opponent	Score
3	H	Maryland	66 59	29	A	Virginia Tech	71 59	59	H	Virginia	80 60	106	A	North Carolina	60 66
4	H	Louisville	59 66	29	H	Virginia Tech	76 69	77	A	Boston College	72 54	106	H	North Carolina	76 68
25	H	Florida St.	68 51	31	A	Duke	63 60	79	H	Georgia Tech	61 65	115	H	Wake Forest	59 45
				48	N	Texas	84 73	98	A	Miami (FL)	50 48	116	A	Notre Dame	90 56
												150	H	N.C. A&T	80 44
												167	A	Saint Mary's (CA)	87 70
												179	H	Elon	62 49
												195	H	Chattanooga	74 38
												198	A	Hawaii	68 59
												210	H	Maine	62 34
												223	A	Clemson	79 60
												259	N	North Texas	76 65
												271	H	Lamar University	81 40
												274	H	UNCW	80 40
												291	A	Pittsburgh	88 44
LAST 10 Division I															
				98	A	Miami (FL)	50 48					223	A	Clemson	79 60
				79	H	Georgia Tech	61 65					106	H	North Carolina	76 68
				4	H	Louisville	59 66					291	A	Pittsburgh	88 44
				29	A	Virginia Tech	71 59					115	H	Wake Forest	59 45
				31	A	Duke	63 60					25	H	Florida St.	68 51

Non-Div I Games:

NC State

D
e
P
a
u
l

D
e
P
a
u
l

DePaul

Page 21

Arizona

Through Games Of Feb. 22, 2020

Average RPI Win:	160	WON-LOST	WINNING	LAST 10	STRENGTH OF	OPP. STRENGTH	TEAM	ADJ.	CONF.	ADJ CONF.
Average RPI Loss:	7	RECORD	PCT. RANK	GAMES	SCHEDULE	OF SCHEDULE	RPI	RPI	RPI	RPI
DIV. I ONLY	22- 4	21	9-1	77	32	22	22	1	1	
DIV. I NON-CONF.	11- 0	1	0	335	283	85	85	2	2	
TOTALS	RPI 1-25	RPI 26-50	W-L RECORDS	RPI 51-100	RPI 101-150	RPI 150+				
22- 4	2- 4	3- 0	OVERALL	2- 0	5- 0	10- 0				
12- 2	1- 2	1- 0	HOME	1- 0	2- 0	7- 0				
10- 2	1- 2	2- 0	AWAY	1- 0	3- 0	3- 0				
0- 0	0- 0	0- 0	NEUTRAL	0- 0	0- 0	0- 0				
11- 0	0- 0	1- 0	NON-CONFERENCE	0- 0	0- 0	10- 0				
7- 0	0- 0	0- 0	HOME	0- 0	0- 0	7- 0				
4- 0	0- 0	1- 0	AWAY	0- 0	0- 0	3- 0				
0- 0	0- 0	0- 0	NEUTRAL	0- 0	0- 0	0- 0				
11- 4	2- 4	2- 0	CONFERENCE	2- 0	5- 0	0- 0				
5- 2	1- 2	1- 0	HOME	1- 0	2- 0	0- 0				
6- 2	1- 2	1- 0	AWAY	1- 0	3- 0	0- 0				
0- 0	0- 0	0- 0	NEUTRAL	0- 0	0- 0	0- 0				

RPI	S	Opponent	Score	RPI	S	Opponent	Score	RPI	S	Opponent	Score	RPI	S	Opponent	Score
1	A	Oregon	52 85	27	A	Arizona St.	58 53	85	A	Southern California	65 57	101	A	Washington St.	74 67
1	H	Oregon	64 71	27	H	Arizona St.	59 53	85	H	Southern California	73 57	101	H	Washington St.	72 57
8	A	UCLA	58 70	48	A	Texas	83 58					114	A	Utah	85 69
8	H	UCLA	92 66									133	A	Washington	66 58
16	A	Oregon St.	65 58									133	H	Washington	64 53
16	H	Oregon St.	61 63									165	A	Montana	77 42
												203	H	Santa Clara	65 52
												218	H	North Dakota	74 42
												221	A	UTEP	54 43
												257	H	UC Santa Barbara	61 42
												298	H	Prairie View	83 48
												299	H	Monmouth	86 34
												300	H	UC Riverside	70 27
												332	H	Tennessee St.	77 42
												348	A	Chicago St.	82 50
LAST 10 Division I															
114	A	Utah	85 69	85	H	Southern California	73 57								
101	H	Washington St.	72 57	8	H	UCLA	92 66								
133	H	Washington	64 53	27	H	Arizona St.	59 53								
16	A	Oregon St.	65 58	133	A	Washington	66 58								
1	A	Oregon	52 85	101	A	Washington St.	74 67								

Non-Div I Games:

Arizona

Loss, Non-Conf, S Site, H Home A Away N Neutral

Average RPI Win:	118	WON-LOST	WINNING	LAST 10	STRENGTH OF	OPP. STRENGTH	TEAM	ADJ.	CONF.	ADJ CONF.
Average RPI Loss:	27	RECORD	PCT. RANK	GAMES	SCHEDULE	OF SCHEDULE	RPI	RPI	RPI	RPI
DIV. I ONLY	17- 10	86	7-3	4	22	23	23	2	2	
DIV. I NON-CONF.	7- 4	100	0	3	73	14	14	1	1	
TOTALS	RPI 1-25	RPI 26-50	W-L RECORDS	RPI 51-100	RPI 101-150	RPI 150+				
17- 10	2- 5	1- 4	OVERALL	6- 1	3- 0	5- 0				
8- 4	1- 2	1- 2	HOME	2- 0	1- 0	3- 0				
7- 5	1- 3	0- 1	AWAY	3- 1	1- 0	2- 0				
2- 1	0- 0	0- 1	NEUTRAL	1- 0	1- 0	0- 0				
7- 4	1- 2	0- 2	NON-CONFERENCE	2- 0	2- 0	2- 0				
2- 2	1- 1	0- 1	HOME	0- 0	0- 0	1- 0				
3- 1	0- 1	0- 0	AWAY	1- 0	1- 0	1- 0				
2- 1	0- 0	0- 1	NEUTRAL	1- 0	1- 0	0- 0				
10- 6	1- 3	1- 2	CONFERENCE	4- 1	1- 0	3- 0				
6- 2	0- 1	1- 1	HOME	2- 0	1- 0	2- 0				
4- 4	1- 2	0- 1	AWAY	2- 1	0- 0	1- 0				
0- 0	0- 0	0- 0	NEUTRAL	0- 0	0- 0	0- 0				

RPI	S	Opponent	Score	RPI	S	Opponent	Score	RPI	S	Opponent	Score	RPI	S	Opponent	Score
3	A	Maryland	62 72	35	N	South Dakota	53 68	71	A	Michigan St.	65 68	103	A	Kent St.	75 65
3	H	Maryland	65 85	36	H	Michigan	78 69	74	N	UNI	64 46	137	H	Wisconsin	82 74
4	H	Louisville	67 60	42	H	Purdue	50 66	75	A	Cincinnati	78 73	148	N	Valparaiso	89 38
6	H	UConn	62 73	45	A	Rutgers	57 59	81	A	Minnesota	66 63	185	A	Illinois	78 58
7	A	Stanford	52 71	49	H	Ohio	68 74	81	H	Minnesota	99 76	185	H	Illinois	77 47
12	A	Iowa	68 77					86	A	Nebraska	80 74	200	H	Radford	70 57
17	A	Indiana	80 76					86	H	Nebraska	65 52	205	H	Penn St.	80 70
												308	A	Sacramento St.	104 74
LAST 10 Division I															
45	A	Rutgers	57 59	185	A	Illinois	78 58								
86	H	Nebraska	65 52	86	A	Nebraska	80 74								
17	A	Indiana	80 76	3	H	Maryland	65 85								
81	H	Minnesota	99 76	12	A	Iowa	68 77								
137	H	Wisconsin	82 74	185	H	Illinois	77 47								

Non-Div I Games:

Ohio St.

■ Loss,
■ Non-Conf,
■ S Site,
■ H Home
■ A Away
N Neutral

Kentucky

Through Games Of Feb. 22, 2020

Average RPI Win:	141	WON-LOST	WINNING	LAST 10	STRENGTH OF	OPP. STRENGTH	TEAM	ADJ.	CONF.	ADJ CONF.
Average RPI Loss:	41	RECORD	PCT. RANK	GAMES	SCHEDULE	OF SCHEDULE	RPI	RPI	RPI	RPI
DIV. I ONLY	20- 5	32	7-3	49	40	24	24	4	4	
DIV. I NON-CONF.	11- 1	13	0	157	70	44	44	5	5	
TOTALS	RPI 1-25	RPI 26-50	W-L RECORDS	RPI 51-100	RPI 101-150	RPI 150+				
20- 5	2- 2	0- 2	OVERALL	6- 0	5- 1	7- 0				
13- 2	2- 1	0- 0	HOME	3- 0	2- 1	6- 0				
7- 3	0- 1	0- 2	AWAY	3- 0	3- 0	1- 0				
0- 0	0- 0	0- 0	NEUTRAL	0- 0	0- 0	0- 0				
11- 1	0- 1	0- 0	NON-CONFERENCE	3- 0	2- 0	6- 0				
8- 1	0- 1	0- 0	HOME	1- 0	1- 0	6- 0				
3- 0	0- 0	0- 0	AWAY	2- 0	1- 0	0- 0				
0- 0	0- 0	0- 0	NEUTRAL	0- 0	0- 0	0- 0				
9- 4	2- 1	0- 2	CONFERENCE	3- 0	3- 1	1- 0				
5- 1	2- 0	0- 0	HOME	2- 0	1- 1	0- 0				
4- 3	0- 1	0- 2	AWAY	1- 0	2- 0	1- 0				
0- 0	0- 0	0- 0	NEUTRAL	0- 0	0- 0	0- 0				

RPI	S	Opponent	Score	RPI	S	Opponent	Score	RPI	S	Opponent	Score	RPI	S	Opponent	Score
2	A	South Carolina	72 99	26	A	LSU	59 65	51	H	Charlotte	86 39	108	H	Auburn	68 61
4	H	Louisville	66 67	34	A	Arkansas	85 103	59	A	Virginia	50 47	132	A	Missouri	62 47
11	H	Mississippi St.	73 62					60	A	Middle Tenn.	67 52	134	A	California	63 61
13	H	Texas A&M	76 54					61	H	Tennessee	80 76	138	A	Florida	65 45
								80	A	Alabama	81 71	138	H	Florida	62 70
								80	H	Alabama	66 62	149	H	Mt. St. Mary's	67 44
												173	H	Samford	79 49
												177	H	Austin Peay	81 52
												217	H	Stetson	67 48
												272	H	Winthrop	91 36
												276	H	Morehead St.	79 54
												278	A	Ole Miss	94 52
												345	H	Grambling	81 35
LAST 10 Division I															
278	A	Ole Miss	94 52	132	A	Missouri	62 47								
11	H	Mississippi St.	73 62	108	H	Auburn	68 61								
34	A	Arkansas	85 103	26	A	LSU	59 65								
80	H	Alabama	66 62	13	H	Texas A&M	76 54								
138	H	Florida	62 70	138	A	Florida	65 45								

Non-Div I Games:

Kentucky

■ Loss,
 ■ Non-Conf, S Site,
 ■ Home
 ■ Away
 N Neutral

Average RPI Win:	126	WON-LOST	WINNING	LAST 10	STRENGTH OF	OPP. STRENGTH	TEAM	ADJ.	CONF.	ADJ CONF.
Average RPI Loss:	60	RECORD	PCT. RANK	GAMES	SCHEDULE	OF SCHEDULE	RPI	RPI	RPI	RPI
DIV. I ONLY	21- 5	28	7-3	66	30	25	25	5	5	
DIV. I NON-CONF.	11- 0	1	0	129	49	11	11	4	4	
TOTALS	RPI 1-25	RPI 26-50	W-L RECORDS	RPI 51-100	RPI 101-150	RPI 150+				
21- 5	2- 1	3- 1	OVERALL	5- 3	5- 0	6- 0				
11- 2	0- 0	1- 0	HOME	4- 2	3- 0	3- 0				
8- 3	1- 1	1- 1	AWAY	1- 1	2- 0	3- 0				
2- 0	1- 0	1- 0	NEUTRAL	0- 0	0- 0	0- 0				
11- 0	1- 0	2- 0	NON-CONFERENCE	2- 0	2- 0	4- 0				
6- 0	0- 0	0- 0	HOME	2- 0	1- 0	3- 0				
3- 0	0- 0	1- 0	AWAY	0- 0	1- 0	1- 0				
2- 0	1- 0	1- 0	NEUTRAL	0- 0	0- 0	0- 0				
10- 5	1- 1	1- 1	CONFERENCE	3- 3	3- 0	2- 0				
5- 2	0- 0	1- 0	HOME	2- 2	2- 0	0- 0				
5- 3	1- 1	0- 1	AWAY	1- 1	1- 0	2- 0				
0- 0	0- 0	0- 0	NEUTRAL	0- 0	0- 0	0- 0				

RPI	S	Opponent	Score	RPI	S	Opponent	Score	RPI	S	Opponent	Score	RPI	S	Opponent	Score
4	A	Louisville	67 59	26	A	LSU	70 62	59	H	Virginia	63 55	106	H	North Carolina	78 64
13	N	Texas A&M	80 58	29	H	Virginia Tech	86 62	63	H	St. John's (NY)	74 70	115	A	Wake Forest	70 65
20	A	NC State	51 68	31	A	Duke	64 66	71	H	Michigan St.	78 68	115	H	Wake Forest	78 67
				36	N	Michigan	79 69	77	H	Boston College	56 65	138	A	Florida	66 55
								79	H	Georgia Tech	52 67	140	H	North Florida	70 41
								93	A	Syracuse	89 90	169	H	Jacksonville	75 41
								98	A	Miami (FL)	73 62	173	H	Samford	88 59
								98	H	Miami (FL)	79 61	223	A	Clemson	81 64
												291	A	Pittsburgh	66 41
												341	A	UIC	86 42
												344	H	Charleston So.	88 36
LAST 10 Division I															
115	H	Wake Forest	78 67	77	H	Boston College	56 65								
31	A	Duke	64 66	98	H	Miami (FL)	79 61								
59	H	Virginia	63 55	115	A	Wake Forest	70 65								
4	A	Louisville	67 59	20	A	NC State	51 68								
291	A	Pittsburgh	66 41	106	H	North Carolina	78 64								

Non-Div I Games:

Florida St.

■ Loss,
 ■ Non-Conf,
 ■ S Site,
 ■ H Home
 ■ A Away
 N Neutral

Average RPI Win:	135	WON-LOST	WINNING	LAST 10	STRENGTH OF	OPP. STRENGTH	TEAM	ADJ.	CONF.	ADJ CONF.
Average RPI Loss:	56	RECORD	PCT. RANK	GAMES	SCHEDULE	OF SCHEDULE	RPI	RPI	RPI	RPI
DIV. I ONLY	18- 7	52	6-4	47	27	26	26	4	4	
DIV. I NON-CONF.	10- 2	29	0	117	81	43	43	5	5	
TOTALS	RPI 1-25	RPI 26-50	W-L RECORDS	RPI 51-100	RPI 101-150	RPI 150+				
18- 7	3- 3	2- 0	OVERALL	3- 2	2- 2	8- 0				
11- 1	2- 1	1- 0	HOME	2- 0	1- 0	5- 0				
5- 6	1- 2	1- 0	AWAY	0- 2	1- 2	2- 0				
2- 0	0- 0	0- 0	NEUTRAL	1- 0	0- 0	1- 0				
10- 2	0- 1	2- 0	NON-CONFERENCE	1- 1	0- 0	7- 0				
5- 1	0- 1	1- 0	HOME	0- 0	0- 0	4- 0				
3- 1	0- 0	1- 0	AWAY	0- 1	0- 0	2- 0				
2- 0	0- 0	0- 0	NEUTRAL	1- 0	0- 0	1- 0				
8- 5	3- 2	0- 0	CONFERENCE	2- 1	2- 2	1- 0				
6- 0	2- 0	0- 0	HOME	2- 0	1- 0	1- 0				
2- 5	1- 2	0- 0	AWAY	0- 1	1- 2	0- 0				
0- 0	0- 0	0- 0	NEUTRAL	0- 0	0- 0	0- 0				

RPI 1-25				RPI 26-50				RPI 51-100				RPI 101+			
RPI	S	Opponent	Score	RPI	S	Opponent	Score	RPI	S	Opponent	Score	RPI	S	Opponent	Score
2	A	South Carolina	48 63	33	A	FGCU	74 63	56	A	Oklahoma	68 90	108	A	Auburn	60 65
11	A	Mississippi St.	60 64	45	H	Rutgers	64 58	61	A	Tennessee	58 63	132	A	Missouri	65 69
13	A	Texas A&M	57 54					61	H	Tennessee	75 65	132	H	Missouri	66 58
13	H	Texas A&M	59 58					71	N	Michigan St.	58 56	138	A	Florida	77 68
24	H	Kentucky	65 59					80	H	Alabama	71 60	156	H	New Orleans	83 49
25	H	Florida St.	62 70									159	A	Tulane	59 54
												189	N	Memphis	89 58
												190	A	Little Rock	65 50
												234	H	Southeastern La.	62 52
												267	H	Nicholls St.	63 32
												278	H	Ole Miss	52 44
												342	H	Florida A&M	73 45
LAST 10 Division I															
2	A	South Carolina	48 63	138	A	Florida	77 68								
108	A	Auburn	60 65	61	A	Tennessee	58 63								
61	H	Tennessee	75 65	24	H	Kentucky	65 59								
132	H	Missouri	66 58	11	A	Mississippi St.	60 64								
13	H	Texas A&M	59 58	278	H	Ole Miss	52 44								

Non-Div I Games:

LSU

■ Loss,
 ■ Non-Conf,
 ■ S Site,
 ■ H Home
 ■ A Away
 N Neutral

Average RPI Win:	144	WON-LOST	WINNING	LAST 10	STRENGTH OF	OPP. STRENGTH	TEAM	ADJ.	CONF.	ADJ CONF.
Average RPI Loss:	25	RECORD	PCT. RANK	GAMES	SCHEDULE	OF SCHEDULE	RPI	RPI	RPI	RPI
DIV. I ONLY	19- 8	57	6-4	28	15	27	27	1	1	
DIV. I NON-CONF.	10- 2	29	0	212	109	64	64	2	2	
TOTALS	RPI 1-25	RPI 26-50	W-L RECORDS	RPI 51-100	RPI 101-150	RPI 150+				
19- 8	2- 6	1- 1	OVERALL	5- 1	4- 0	7- 0				
12- 2	2- 2	1- 0	HOME	2- 0	2- 0	5- 0				
5- 5	0- 4	0- 0	AWAY	2- 1	2- 0	1- 0				
2- 1	0- 0	0- 1	NEUTRAL	1- 0	0- 0	1- 0				
10- 2	0- 0	1- 1	NON-CONFERENCE	2- 1	0- 0	7- 0				
7- 0	0- 0	1- 0	HOME	1- 0	0- 0	5- 0				
1- 1	0- 0	0- 0	AWAY	0- 1	0- 0	1- 0				
2- 1	0- 0	0- 1	NEUTRAL	1- 0	0- 0	1- 0				
9- 6	2- 6	0- 0	CONFERENCE	3- 0	4- 0	0- 0				
5- 2	2- 2	0- 0	HOME	1- 0	2- 0	0- 0				
4- 4	0- 4	0- 0	AWAY	2- 0	2- 0	0- 0				
0- 0	0- 0	0- 0	NEUTRAL	0- 0	0- 0	0- 0				

RPI 1-25				RPI 26-50				Team's RPI: 27				RPI 51-100				RPI 101+			
RPI	S	Opponent	Score	RPI	S	Opponent	Score	RPI	S	Opponent	Score	RPI	S	Opponent	Score	RPI	S	Opponent	Score
1	A	Oregon	48 79	41	H	Creighton	70 55	60	N	Middle Tenn.	61 60	101	A	Washington St.	65 56				
1	H	Oregon	72 66	42	N	Purdue	52 59	72	H	BYU	60 52	101	H	Washington St.	62 59				
8	A	UCLA	66 68					81	A	Minnesota	66 80	133	A	Washington	67 50				
8	H	UCLA	61 70					85	A	Southern California	63 54	133	H	Washington	72 68				
16	A	Oregon St.	62 64					85	H	Southern California	76 75	168	H	Idaho St.	74 69				
16	H	Oregon St.	55 47					92	A	Colorado	65 59	210	N	Maine	57 31				
22	A	Arizona	53 59									213	H	New Mexico	84 47				
22	H	Arizona	53 58									290	H	Air Force	87 56				
												295	H	Army West Point	83 51				
												313	H	Cal Poly	66 41				
												319	A	New Mexico St.	70 47				
LAST 10 Division I																			
92	A	Colorado	65 59	8	H	UCLA	61 70												
133	H	Washington	72 68	85	H	Southern California	76 75												
101	H	Washington St.	62 59	22	A	Arizona	53 59												
1	A	Oregon	48 79	101	A	Washington St.	65 56												
16	A	Oregon St.	62 64	133	A	Washington	67 50												

Non-Div I Games:

Arizona St.

■ Loss,
 ■ Non-Conf, S Site,
 ■ Home
 ■ Away
 N Neutral

Average RPI Win:	183	WON-LOST	WINNING	LAST 10	STRENGTH OF	OPP. STRENGTH	TEAM	ADJ.	CONF.	ADJ CONF.
Average RPI Loss:	84	RECORD	PCT. RANK	GAMES	SCHEDULE	OF SCHEDULE	RPI	RPI	RPI	RPI
DIV. I ONLY	23- 4	18	9-1	119	137	28	28	13	13	
DIV. I NON-CONF.	10- 2	29	0	140	162	40	40	16	16	
TOTALS	RPI 1-25	RPI 26-50	W-L RECORDS	RPI 51-100	RPI 101-150	RPI 150+				
23- 4	0- 0	1- 0	OVERALL	3- 2	7- 2	12- 0				
13- 0	0- 0	1- 0	HOME	2- 0	4- 0	6- 0				
9- 4	0- 0	0- 0	AWAY	1- 2	2- 2	6- 0				
1- 0	0- 0	0- 0	NEUTRAL	0- 0	1- 0	0- 0				
10- 2	0- 0	0- 0	NON-CONFERENCE	0- 1	7- 1	3- 0				
6- 0	0- 0	0- 0	HOME	0- 0	4- 0	2- 0				
3- 2	0- 0	0- 0	AWAY	0- 1	2- 1	1- 0				
1- 0	0- 0	0- 0	NEUTRAL	0- 0	1- 0	0- 0				
13- 2	0- 0	1- 0	CONFERENCE	3- 1	0- 1	9- 0				
7- 0	0- 0	1- 0	HOME	2- 0	0- 0	4- 0				
6- 2	0- 0	0- 0	AWAY	1- 1	0- 1	5- 0				
0- 0	0- 0	0- 0	NEUTRAL	0- 0	0- 0	0- 0				

RPI 1-25				RPI 26-50				Team's RPI: 28				RPI 51-100				RPI 101+			
RPI	S	Opponent	Score	RPI	S	Opponent	Score	RPI	S	Opponent	Score	RPI	S	Opponent	Score	RPI	S	Opponent	Score
				32	H	Western Ky.	76 65					51	A	Charlotte	59 63	104	A	VCU	49 62
												51	H	Charlotte	54 51	108	A	Auburn	89 77
												59	A	Virginia	53 56	109	H	Campbell	59 44
												60	A	Middle Tenn.	67 56	112	H	Richmond	73 51
												65	H	Rice	66 59	120	A	William & Mary	69 58
																122	A	UAB	65 76
																123	N	Idaho	67 55
																143	H	Hampton	75 38
																149	H	Mt. St. Mary's	85 34
																199	A	Fla. Atlantic	75 63
																201	H	Southern Miss.	67 50
																221	A	UTEP	77 69
																229	A	Marshall	64 54
																229	H	Marshall	57 46
																259	H	North Texas	71 66
																270	H	Louisiana Tech	77 61
																272	H	Winthrop	68 44
																305	A	FIU	66 39
																311	A	UTSA	62 43
																313	A	Cal Poly	61 55
																326	H	UMES	48 39
LAST 10 Division I																			
				229	A	Marshall	64 54					311	A	UTSA	62 43				
				51	A	Charlotte	59 63					270	H	Louisiana Tech	77 61				
				259	H	North Texas	71 66					201	H	Southern Miss.	67 50				
				65	H	Rice	66 59					199	A	Fla. Atlantic	75 63				
				221	A	UTEP	77 69					305	A	FIU	66 39				

Non-Div I Games:

Old Dominion

■ Loss,
 ■ Non-Conf,
 ■ S Site,
 ■ H Home
 ■ A Away
 N Neutral

Average RPI Win:	141	WON-LOST	WINNING	LAST 10	STRENGTH OF	OPP. STRENGTH	TEAM	ADJ.	CONF.	ADJ CONF.
Average RPI Loss:	46	RECORD	PCT. RANK	GAMES	SCHEDULE	OF SCHEDULE	RPI	RPI	RPI	RPI
DIV. I ONLY	20- 6	36	8-2	65	55	29	29	5	5	
DIV. I NON-CONF.	10- 1	20	0	128	94	28	28	4	4	
TOTALS	RPI 1-25	RPI 26-50	W-L RECORDS	RPI 51-100	RPI 101-150	RPI 150+				
20- 6	0- 3	1- 1	OVERALL	6- 2	6- 0	7- 0				
12- 1	0- 1	1- 0	HOME	3- 0	3- 0	5- 0				
5- 4	0- 2	0- 1	AWAY	1- 1	3- 0	1- 0				
3- 1	0- 0	0- 0	NEUTRAL	2- 1	0- 0	1- 0				
10- 1	0- 0	1- 0	NON-CONFERENCE	2- 1	2- 0	5- 0				
6- 0	0- 0	1- 0	HOME	0- 0	2- 0	3- 0				
1- 0	0- 0	0- 0	AWAY	0- 0	0- 0	1- 0				
3- 1	0- 0	0- 0	NEUTRAL	2- 1	0- 0	1- 0				
10- 5	0- 3	0- 1	CONFERENCE	4- 1	4- 0	2- 0				
6- 1	0- 1	0- 0	HOME	3- 0	1- 0	2- 0				
4- 4	0- 2	0- 1	AWAY	1- 1	3- 0	0- 0				
0- 0	0- 0	0- 0	NEUTRAL	0- 0	0- 0	0- 0				

RPI 1-25				RPI 26-50				Team's RPI: 29				RPI 51-100				RPI 101+			
RPI	S	Opponent	Score	RPI	S	Opponent	Score	RPI	S	Opponent	Score	RPI	S	Opponent	Score	RPI	S	Opponent	Score
20	A	NC State	69 76	31	A	Duke	67 72	58	N	Belmont	60 58	105	H	Liberty	73 69				
20	H	NC State	59 71	42	H	Purdue	67 54	59	A	Virginia	69 61	106	A	North Carolina	72 63				
25	A	Florida St.	62 86					65	N	Rice	54 45	106	H	North Carolina	76 70				
								77	H	Boston College	70 49	115	A	Wake Forest	73 62				
								79	H	Georgia Tech	64 61	116	A	Notre Dame	68 62				
								84	N	Georgia	72 77	126	H	Davidson	88 68				
								93	A	Syracuse	65 67	163	N	Wichita St.	84 63				
								98	H	Miami (FL)	69 45	193	H	Gardner-Webb	87 65				
												223	H	Clemson	71 50				
												230	A	George Mason	77 58				
												251	H	Saint Francis (PA)	105 41				
												291	H	Pittsburgh	68 56				
												326	H	UMES	86 43				
LAST 10 Division I																			
116	A	Notre Dame	68 62	98	H	Miami (FL)	69 45												
115	A	Wake Forest	73 62	93	A	Syracuse	65 67												
79	H	Georgia Tech	64 61	223	H	Clemson	71 50												
106	A	North Carolina	72 63	77	H	Boston College	70 49												
20	H	NC State	59 71	59	A	Virginia	69 61												

Non-Div I Games:

Virginia Tech

Drake

Through Games Of Feb. 22, 2020

Average RPI Win:	148	WON-LOST	WINNING	LAST 10	STRENGTH OF	OPP. STRENGTH	TEAM	ADJ.	CONF.	ADJ CONF.
Average RPI Loss:	29	RECORD	PCT. RANK	GAMES	SCHEDULE	OF SCHEDULE	RPI	RPI	RPI	RPI
DIV. I ONLY	19- 7	48	8-2	55	46	30	30	8	8	
DIV. I NON-CONF.	7- 4	100	0	45	3	38	38	7	7	
TOTALS	RPI 1-25	RPI 26-50	W-L RECORDS	RPI 51-100	RPI 101-150	RPI 150+				
19- 7	0- 3	3- 3	OVERALL	6- 1	3- 0	7- 0				
12- 1	0- 1	3- 0	HOME	4- 0	2- 0	3- 0				
5- 5	0- 2	0- 2	AWAY	2- 1	0- 0	3- 0				
2- 1	0- 0	0- 1	NEUTRAL	0- 0	1- 0	1- 0				
7- 4	0- 1	2- 2	NON-CONFERENCE	1- 1	1- 0	3- 0				
4- 0	0- 0	2- 0	HOME	1- 0	0- 0	1- 0				
1- 3	0- 1	0- 1	AWAY	0- 1	0- 0	1- 0				
2- 1	0- 0	0- 1	NEUTRAL	0- 0	1- 0	1- 0				
12- 3	0- 2	1- 1	CONFERENCE	5- 0	2- 0	4- 0				
8- 1	0- 1	1- 0	HOME	3- 0	2- 0	2- 0				
4- 2	0- 1	0- 1	AWAY	2- 0	0- 0	2- 0				
0- 0	0- 0	0- 0	NEUTRAL	0- 0	0- 0	0- 0				

RPI 1-25				RPI 26-50				Team's RPI: 30				RPI 51-100				RPI 101+			
RPI	S	Opponent	Score	RPI	S	Opponent	Score	RPI	S	Opponent	Score	RPI	S	Opponent	Score	RPI	S	Opponent	Score
9	A	Missouri St.	67 69	35	A	South Dakota	94 102	56	A	Oklahoma	84 93	108	N	Auburn	83 82				
9	H	Missouri St.	83 89	38	A	Bradley	76 77	74	H	UNI	104 87	144	H	Loyola Chicago	80 52				
12	A	Iowa	67 79	38	H	Bradley	85 72	78	H	South Dakota St.	74 67	148	H	Valparaiso	87 66				
				41	H	Creighton	63 53	83	A	Illinois St.	69 67	180	A	Northern Ill.	73 49				
				42	N	Purdue	47 67	83	H	Illinois St.	87 82	197	H	Western Ill.	94 75				
				43	H	Iowa St.	86 81	95	A	Southern Ill.	73 65	210	N	Maine	94 62				
								95	H	Southern Ill.	91 76	279	A	Indiana St.	92 71				
												279	H	Indiana St.	105 65				
												322	A	Evansville	66 51				
												322	H	Evansville	108 44				
LAST 10 Division I																			
				83	H	Illinois St.	87 82	95	H	Southern Ill.	91 76								
				38	H	Bradley	85 72	144	H	Loyola Chicago	80 52								
				279	A	Indiana St.	92 71	148	H	Valparaiso	87 66								
				322	A	Evansville	66 51	38	A	Bradley	76 77								
				9	H	Missouri St.	83 89	83	A	Illinois St.	69 67								

Non-Div I Games: Waldorf 103 18

Drake

Loss, Non-Conf, S Site, H Home A Away N Neutral

RPI 1-25				
RPI	S	Opponent	Score	
2	A	South Carolina	46	89
4	A	Louisville	55	60
10	H	Northwestern	42	63
13	A	Texas A&M	58	79
20	H	NC State	60	63
25	H	Florida St.	66	64

RPI 26-50				Team's RPI: 31	
RPI	S	Opponent	Score		
29	H	Virginia Tech	72	67	
33	A	FGCU	56	78	
50	H	Troy	99	85	

RPI 51-100					
RPI	S	Opponent	Score		
55	H	Penn	66	50	
59	A	Virginia	63	66	
59	H	Virginia	62	47	
77	H	Boston College	85	73	
79	H	Georgia Tech	58	46	
86	A	Nebraska	79	83	
93	A	Syracuse	88	58	
98	A	Miami (FL)	74	55	

RPI 101+					
RPI	S	Opponent	Score		
106	H	North Carolina	71	61	
115	H	Wake Forest	58	60	
116	H	Notre Dame	50	47	
126	H	Davidson	82	52	
168	H	Idaho St.	85	66	
183	H	High Point	93	57	
208	A	UNLV	57	45	
223	A	Clemson	58	62	
291	A	Pittsburgh	73	56	

LAST 10 Division I					
59	H	Virginia	62	47	
25	H	Florida St.	66	64	
291	A	Pittsburgh	73	56	
98	A	Miami (FL)	74	55	
106	H	North Carolina	71	61	
20	H	NC State	60	63	
79	H	Georgia Tech	58	46	
93	A	Syracuse	88	58	
223	A	Clemson	58	62	
116	H	Notre Dame	50	47	

Duke

Page 31

Average RPI Win:	177	WON-LOST	WINNING	LAST 10	STRENGTH OF	OPP. STRENGTH	TEAM	ADJ.	CONF.	ADJ CONF.
Average RPI Loss:	94	RECORD	PCT. RANK	GAMES	SCHEDULE	OF SCHEDULE	RPI	RPI	RPI	RPI
DIV. I ONLY	20- 6	36	10-0	109	93	32	32	13	13	
DIV. I NON-CONF.	8- 3	68	0	87	14	29	29	16	16	
TOTALS	RPI 1-25	RPI 26-50	W-L RECORDS	RPI 51-100	RPI 101-150	RPI 150+				
20- 6	1- 1	0- 2	OVERALL	5- 1	1- 0	13- 2				
11- 0	1- 0	0- 0	HOME	3- 0	1- 0	6- 0				
8- 6	0- 1	0- 2	AWAY	2- 1	0- 0	6- 2				
1- 0	0- 0	0- 0	NEUTRAL	0- 0	0- 0	1- 0				
8- 3	1- 1	0- 1	NON-CONFERENCE	3- 0	0- 0	4- 1				
4- 0	1- 0	0- 0	HOME	2- 0	0- 0	1- 0				
3- 3	0- 1	0- 1	AWAY	1- 0	0- 0	2- 1				
1- 0	0- 0	0- 0	NEUTRAL	0- 0	0- 0	1- 0				
12- 3	0- 0	0- 1	CONFERENCE	2- 1	1- 0	9- 1				
7- 0	0- 0	0- 0	HOME	1- 0	1- 0	5- 0				
5- 3	0- 0	0- 1	AWAY	1- 1	0- 0	4- 1				
0- 0	0- 0	0- 0	NEUTRAL	0- 0	0- 0	0- 0				

RPI 1-25				RPI 26-50				Team's RPI: 32				RPI 51-100				RPI 101+			
RPI	S	Opponent	Score	RPI	S	Opponent	Score	RPI	S	Opponent	Score	RPI	S	Opponent	Score	RPI	S	Opponent	Score
4	A	Louisville	56 75	28	A	Old Dominion	65 76	51	A	Charlotte	60 56	122	H	UAB	69 65				
19	H	Central Mich.	93 58	42	A	Purdue	50 67	56	H	Oklahoma	74 63	167	A	Saint Mary's (CA)	73 80				
								58	H	Belmont	77 46	173	A	Samford	88 84				
								60	H	Middle Tenn.	71 63	190	H	Little Rock	77 58				
								65	A	Rice	65 73	199	A	Fla. Atlantic	69 56				
								68	A	Ball St.	91 86	199	H	Fla. Atlantic	68 59				
												201	A	Southern Miss.	81 65				
												221	H	UTEP	78 65				
												229	A	Marshall	74 65				
												229	H	Marshall	79 65				
												258	N	Tulsa	76 63				
												259	A	North Texas	54 61				
												270	A	Louisiana Tech	84 75				
												305	H	FIU	71 51				
												311	H	UTSA	85 57				
												329	A	Mercer	75 62				
LAST 10 Division I																			
199	A	Fla. Atlantic	69 56	270	A	Louisiana Tech	84 75												
229	H	Marshall	79 65	305	H	FIU	71 51												
311	H	UTSA	85 57	199	H	Fla. Atlantic	68 59												
221	H	UTEP	78 65	229	A	Marshall	74 65												
201	A	Southern Miss.	81 65	51	A	Charlotte	60 56												

Non-Div I Games:

Western Ky.

■ Loss,
■ Non-Conf, S Site,
■ Home
■ Away
N Neutral

Average RPI Win:	182	WON-LOST	WINNING	LAST 10	STRENGTH OF	OPP. STRENGTH	TEAM	ADJ.	CONF.	ADJ CONF.
Average RPI Loss:	21	RECORD	PCT. RANK	GAMES	SCHEDULE	OF SCHEDULE	RPI	RPI	RPI	RPI
DIV. I ONLY	24- 2	8	10-0	198	96	33	33	16	16	
DIV. I NON-CONF.	10- 2	29	0	109	19	32	32	14	14	
TOTALS	RPI 1-25	RPI 26-50	W-L RECORDS	RPI 51-100	RPI 101-150	RPI 150+				
24- 2	0- 1	2- 1	OVERALL	3- 0	5- 0	14- 0				
9- 1	0- 0	2- 1	HOME	0- 0	2- 0	5- 0				
11- 1	0- 1	0- 0	AWAY	1- 0	2- 0	8- 0				
4- 0	0- 0	0- 0	NEUTRAL	2- 0	1- 0	1- 0				
10- 2	0- 1	2- 1	NON-CONFERENCE	3- 0	1- 0	4- 0				
3- 1	0- 0	2- 1	HOME	0- 0	0- 0	1- 0				
3- 1	0- 1	0- 0	AWAY	1- 0	0- 0	2- 0				
4- 0	0- 0	0- 0	NEUTRAL	2- 0	1- 0	1- 0				
14- 0	0- 0	0- 0	CONFERENCE	0- 0	4- 0	10- 0				
6- 0	0- 0	0- 0	HOME	0- 0	2- 0	4- 0				
8- 0	0- 0	0- 0	AWAY	0- 0	2- 0	6- 0				
0- 0	0- 0	0- 0	NEUTRAL	0- 0	0- 0	0- 0				

RPI 1-25				RPI 26-50				Team's RPI: 33		RPI 51-100				RPI 101+			
RPI	S	Opponent	Score	RPI	S	Opponent	Score			RPI	S	Opponent	Score	RPI	S	Opponent	Score
15	A	Princeton	53 67	26	H	LSU	63 74			67	N	South Fla.	81 77	105	A	Liberty	74 65
				31	H	Duke	78 56			78	N	South Dakota St.	71 70	105	H	Liberty	64 57
				40	H	UCF	72 50			91	A	Temple	93 67	116	N	Notre Dame	69 60
														140	A	North Florida	72 50
														140	H	North Florida	76 65
														162	A	North Ala.	74 63
														169	A	Jacksonville	81 68
														192	A	Houston	57 45
														217	A	Stetson	89 47
														217	H	Stetson	67 54
														219	A	Kennesaw St.	89 64
														219	H	Kennesaw St.	80 63
														251	N	Saint Francis (PA)	97 64
														252	A	Lipscomb	78 45
														252	H	Lipscomb	82 56
														305	A	FIU	100 54
														325	A	NJIT	68 39
														325	H	NJIT	82 39
														349	H	Central Conn. St.	94 60
LAST 10 Division I																	
				325	A	NJIT	68 39			169	A	Jacksonville	81 68				
				219	A	Kennesaw St.	89 64			105	A	Liberty	74 65				
				252	A	Lipscomb	78 45			325	H	NJIT	82 39				
				217	H	Stetson	67 54			219	H	Kennesaw St.	80 63				
				140	H	North Florida	76 65			162	A	North Ala.	74 63				

Non-Div I Games: Webber Int'l 99 48 Fla. Memorial 91 47 Johnson & Wales (FL89 56

FGCU

Loss, Non-Conf, S Site, H Home A Away N Neutral

Arkansas

Through Games Of Feb. 22, 2020

Average RPI Win: 145	WON-LOST	WINNING	LAST 10	STRENGTH OF	OPP. STRENGTH	TEAM	ADJ.	CONF.	ADJ CONF.
Average RPI Loss: 47	RECORD	PCT. RANK	GAMES	SCHEDULE	OF SCHEDULE	RPI	RPI	RPI	RPI
DIV. I ONLY	21- 5	28	8-2	75	35	34	34	4	4
DIV. I NON-CONF.	12- 1	10	0	165	122	30	30	5	5
TOTALS	RPI 1-25	RPI 26-50	W-L RECORDS	RPI 51-100	RPI 101-150	RPI 150+			
21- 5	1- 3	1- 0	OVERALL	6- 1	6- 1	7- 0			
14- 3	1- 2	1- 0	HOME	4- 1	2- 0	6- 0			
5- 2	0- 1	0- 0	AWAY	1- 0	3- 1	1- 0			
2- 0	0- 0	0- 0	NEUTRAL	1- 0	1- 0	0- 0			
12- 1	0- 0	1- 0	NON-CONFERENCE	4- 0	1- 1	6- 0			
10- 0	0- 0	1- 0	HOME	3- 0	0- 0	6- 0			
0- 1	0- 0	0- 0	AWAY	0- 0	0- 1	0- 0			
2- 0	0- 0	0- 0	NEUTRAL	1- 0	1- 0	0- 0			
9- 4	1- 3	0- 0	CONFERENCE	2- 1	5- 0	1- 0			
4- 3	1- 2	0- 0	HOME	1- 1	2- 0	0- 0			
5- 1	0- 1	0- 0	AWAY	1- 0	3- 0	1- 0			
0- 0	0- 0	0- 0	NEUTRAL	0- 0	0- 0	0- 0			

RPI 1-25				RPI 26-50				Team's RPI: 34				RPI 51-100				RPI 101+			
RPI	S	Opponent	Score	RPI	S	Opponent	Score	RPI	S	Opponent	Score	RPI	S	Opponent	Score	RPI	S	Opponent	Score
2	A	South Carolina	82 91	47	H	UT Martin	96 46	54	H	Stony Brook	88 58	108	A	Auburn	86 70				
2	H	South Carolina	65 86					58	H	Belmont	91 60	117	A	Vanderbilt	100 66				
13	H	Texas A&M	77 84					61	H	Tennessee	83 75	132	A	Missouri	85 81				
24	H	Kentucky	103 85					80	A	Alabama	66 48	132	H	Missouri	90 73				
								82	N	Fordham	71 59	134	A	California	80 84				
								84	H	Georgia	55 64	137	N	Wisconsin	68 64				
								94	H	Kansas St.	81 72	138	H	Florida	79 57				
												156	H	New Orleans	82 52				
												190	H	Little Rock	86 53				
												215	H	Oral Roberts	96 64				
												258	H	Tulsa	91 41				
												278	A	Ole Miss	108 64				
												338	H	Northwestern St.	99 39				
												343	H	McNeese	101 58				
LAST 10 Division I																			
61	H	Tennessee	83 75	80	A	Alabama	66 48												
278	A	Ole Miss	108 64	138	H	Florida	79 57												
24	H	Kentucky	103 85	84	H	Georgia	55 64												
2	H	South Carolina	65 86	117	A	Vanderbilt	100 66												
132	A	Missouri	85 81	132	H	Missouri	90 73												

Non-Div I Games:

Arkansas

■ Loss,
 ■ Non-Conf, S Site,
 ■ Home
 ■ Away
 N Neutral

South Dakota

Through Games Of Feb. 22, 2020

Average RPI Win:	194	WON-LOST	WINNING	LAST 10	STRENGTH OF	OPP. STRENGTH	TEAM	ADJ.	CONF.	ADJ CONF.
Average RPI Loss:	6	RECORD	PCT. RANK	GAMES	SCHEDULE	OF SCHEDULE	RPI	RPI	RPI	RPI
DIV. I ONLY	25- 2	6	10-0	211	95	35	35	19	19	
DIV. I NON-CONF.	10- 2	29	0	80	2	19	19	18	18	
TOTALS	RPI 1-25	RPI 26-50	W-L RECORDS	RPI 51-100	RPI 101-150	RPI 150+				
25- 2	1- 2	2- 0	OVERALL	2- 0	4- 0	16- 0				
12- 1	0- 1	2- 0	HOME	1- 0	1- 0	8- 0				
11- 1	0- 1	0- 0	AWAY	1- 0	3- 0	7- 0				
2- 0	1- 0	0- 0	NEUTRAL	0- 0	0- 0	1- 0				
10- 2	1- 2	2- 0	NON-CONFERENCE	0- 0	4- 0	3- 0				
5- 1	0- 1	2- 0	HOME	0- 0	1- 0	2- 0				
3- 1	0- 1	0- 0	AWAY	0- 0	3- 0	0- 0				
2- 0	1- 0	0- 0	NEUTRAL	0- 0	0- 0	1- 0				
15- 0	0- 0	0- 0	CONFERENCE	2- 0	0- 0	13- 0				
7- 0	0- 0	0- 0	HOME	1- 0	0- 0	6- 0				
8- 0	0- 0	0- 0	AWAY	1- 0	0- 0	7- 0				
0- 0	0- 0	0- 0	NEUTRAL	0- 0	0- 0	0- 0				

RPI 1-25				RPI 26-50				Team's RPI: 35				RPI 51-100				RPI 101+			
RPI	S	Opponent	Score	RPI	S	Opponent	Score	RPI	S	Opponent	Score	RPI	S	Opponent	Score	RPI	S	Opponent	Score
2	A	South Carolina	60 73	30	H	Drake	102 94	78	A	South Dakota St.	77 67	114	A	Utah	84 81				
9	H	Missouri St.	66 74	41	H	Creighton	72 65	78	H	South Dakota St.	83 48	130	A	Northeastern	80 76				
23	N	Ohio St.	68 53									132	H	Missouri	72 56				
												145	A	Green Bay	66 60				
												165	H	Montana	96 64				
												180	N	Northern Ill.	91 48				
												197	A	Western Ill.	96 65				
												197	H	Western Ill.	88 51				
												215	A	Oral Roberts	77 73				
												215	H	Oral Roberts	79 56				
												218	A	North Dakota	93 46				
												250	A	Denver	92 60				
												250	H	Denver	104 61				
												282	A	North Dakota St.	80 36				
												282	H	North Dakota St.	96 57				
												309	A	Omaha	71 39				
												309	H	Omaha	77 44				
												330	H	Coppin St.	82 44				
												334	A	Purdue Fort Wayne	62 41				
												334	H	Purdue Fort Wayne	79 25				
LAST 10 Division I																			
				78	A	South Dakota St.	77 67					250	A	Denver	92 60				
				282	H	North Dakota St.	96 57					309	A	Omaha	71 39				
				215	A	Oral Roberts	77 73					215	H	Oral Roberts	79 56				
				197	H	Western Ill.	88 51					334	H	Purdue Fort Wayne	79 25				
				218	A	North Dakota	93 46					78	H	South Dakota St.	83 48				

Non-Div I Games: Mt. Marty 110 39

South Dakota

Loss, Non-Conf, S Site, H Home A Away N Neutral

Average RPI Win:	131	WON-LOST	WINNING	LAST 10	STRENGTH OF	OPP. STRENGTH	TEAM	ADJ.	CONF.	ADJ CONF.
Average RPI Loss:	36	RECORD	PCT. RANK	GAMES	SCHEDULE	OF SCHEDULE	RPI	RPI	RPI	RPI
DIV. I ONLY	17- 9	77	6-4	16	34	36	36	2	2	
DIV. I NON-CONF.	9- 2	37	0	99	137	50	50	1	1	
TOTALS	RPI 1-25	RPI 26-50	W-L RECORDS	RPI 51-100	RPI 101-150	RPI 150+				
17- 9	1- 6	3- 1	OVERALL	3- 1	3- 1	7- 0				
12- 3	1- 2	3- 0	HOME	2- 0	1- 1	5- 0				
4- 5	0- 3	0- 1	AWAY	1- 1	1- 0	2- 0				
1- 1	0- 1	0- 0	NEUTRAL	0- 0	1- 0	0- 0				
9- 2	0- 1	1- 0	NON-CONFERENCE	1- 0	2- 1	5- 0				
6- 1	0- 0	1- 0	HOME	1- 0	1- 1	3- 0				
2- 0	0- 0	0- 0	AWAY	0- 0	0- 0	2- 0				
1- 1	0- 1	0- 0	NEUTRAL	0- 0	1- 0	0- 0				
8- 7	1- 5	2- 1	CONFERENCE	2- 1	1- 0	2- 0				
6- 2	1- 2	2- 0	HOME	1- 0	0- 0	2- 0				
2- 5	0- 3	0- 1	AWAY	1- 1	1- 0	0- 0				
0- 0	0- 0	0- 0	NEUTRAL	0- 0	0- 0	0- 0				

RPI 1-25				RPI 26-50				RPI 51-100				RPI 101+			
RPI	S	Opponent	Score	RPI	S	Opponent	Score	RPI	S	Opponent	Score	RPI	S	Opponent	Score
3	A	Maryland	55 70	38	H	Bradley	77 57	71	H	Michigan St.	89 69	103	N	Kent St.	88 53
3	H	Maryland	49 77	42	H	Purdue	66 63	81	A	Minnesota	77 52	116	H	Notre Dame	72 76
10	A	Northwestern	73 81	45	A	Rutgers	41 62	86	A	Nebraska	71 74	137	A	Wisconsin	68 56
10	H	Northwestern	60 66	45	H	Rutgers	71 57	93	H	Syracuse	84 76	147	H	Western Mich.	76 55
12	H	Iowa	78 63									151	A	Akron	80 71
23	A	Ohio St.	69 78									157	A	Eastern Mich.	57 38
25	N	Florida St.	69 79									185	H	Illinois	80 59
												205	H	Penn St.	82 48
												237	H	Appalachian St.	62 35
												245	H	Morgan St.	80 48
												286	H	Oakland	79 64
LAST 10 Division I															
185	H	Illinois	80 59	12	H	Iowa	78 63								
45	A	Rutgers	41 62	10	A	Northwestern	73 81								
10	H	Northwestern	60 66	45	H	Rutgers	71 57								
81	A	Minnesota	77 52	86	A	Nebraska	71 74								
42	H	Purdue	66 63	137	A	Wisconsin	68 56								

Non-Div I Games:

Michigan

■ Loss,
■ Non-Conf, S Site,
■ Home
■ Away
N Neutral

RPI 1-25				Team's RPI: 37				RPI 51-100				RPI 101+			
RPI	S	Opponent	Score	RPI	S	Opponent	Score	RPI	S	Opponent	Score	RPI	S	Opponent	Score
10	H	Northwestern	56 64	41	A	Creighton	62 72	58	H	Belmont	53 51	145	A	Green Bay	60 47
11	H	Mississippi St.	68 74	41	H	Creighton	52 50	63	A	St. John's (NY)	67 57	167	A	Saint Mary's (CA)	77 63
21	A	DePaul	71 89					70	A	Seton Hall	60 72	171	A	Providence	60 50
								70	H	Seton Hall	81 60	171	H	Providence	85 55
								78	A	South Dakota St.	65 58	239	A	Milwaukee	78 56
								83	H	Illinois St.	58 41	241	H	Georgetown	73 51
								87	A	Butler	55 61	245	H	Morgan St.	70 48
								87	H	Butler	76 54	254	A	Xavier	80 60
								89	A	Villanova	47 61	254	H	Xavier	61 48
								89	H	Villanova	57 52	258	N	Tulsa	61 60
												303	H	St. Francis Brooklyn	92 71
LAST 10 Division I															
				89	A	Villanova	47 61	41	H	Creighton	52 50				
				87	H	Butler	76 54	171	H	Providence	85 55				
				254	H	Xavier	61 48	89	H	Villanova	57 52				
				63	A	St. John's (NY)	67 57	241	H	Georgetown	73 51				
				70	A	Seton Hall	60 72	254	A	Xavier	80 60				

Marquette

Page 37

Average RPI Win:	178	WON-LOST	WINNING	LAST 10	STRENGTH OF	OPP. STRENGTH	TEAM	ADJ.	CONF.	ADJ CONF.
Average RPI Loss:	58	RECORD	PCT. RANK	GAMES	SCHEDULE	OF SCHEDULE	RPI	RPI	RPI	RPI
DIV. I ONLY	18- 6	43	6-4	107	101	38	38	8	8	
DIV. I NON-CONF.	8- 2	51	0	277	140	95	95	7	7	
TOTALS	RPI 1-25	RPI 26-50	W-L RECORDS	RPI 51-100	RPI 101-150	RPI 150+				
18- 6	0- 1	1- 2	OVERALL	3- 2	5- 1	9- 0				
10- 0	0- 0	1- 0	HOME	2- 0	2- 0	5- 0				
5- 5	0- 1	0- 2	AWAY	1- 2	2- 0	2- 0				
3- 1	0- 0	0- 0	NEUTRAL	0- 0	1- 1	2- 0				
8- 2	0- 0	0- 1	NON-CONFERENCE	0- 0	1- 1	7- 0				
3- 0	0- 0	0- 0	HOME	0- 0	0- 0	3- 0				
2- 1	0- 0	0- 1	AWAY	0- 0	0- 0	2- 0				
3- 1	0- 0	0- 0	NEUTRAL	0- 0	1- 1	2- 0				
10- 4	0- 1	1- 1	CONFERENCE	3- 2	4- 0	2- 0				
7- 0	0- 0	1- 0	HOME	2- 0	2- 0	2- 0				
3- 4	0- 1	0- 1	AWAY	1- 2	2- 0	0- 0				
0- 0	0- 0	0- 0	NEUTRAL	0- 0	0- 0	0- 0				

RPI 1-25				RPI 26-50				Team's RPI: 38				RPI 51-100				RPI 101+			
RPI	S	Opponent	Score	RPI	S	Opponent	Score	RPI	S	Opponent	Score	RPI	S	Opponent	Score	RPI	S	Opponent	Score
9	A	Missouri St.	56 90	30	A	Drake	72 85	74	A	UNI	57 64	105	N	Liberty	63 75				
				30	H	Drake	77 76	74	H	UNI	61 47	112	N	Richmond	61 57				
				36	A	Michigan	57 77	83	A	Illinois St.	66 62	144	A	Loyola Chicago	60 47				
								83	H	Illinois St.	76 61	144	H	Loyola Chicago	71 50				
								95	A	Southern Ill.	50 64	148	A	Valparaiso	75 61				
												148	H	Valparaiso	90 69				
												153	H	Jackson St.	78 69				
												196	H	Miami (OH)	79 68				
												197	A	Western Ill.	84 49				
												230	N	George Mason	61 59				
												279	H	Indiana St.	91 75				
												282	H	North Dakota St.	70 64				
												286	A	Oakland	74 58				
												301	N	Eastern Wash.	66 46				
												322	H	Evansville	82 51				
LAST 10 Division I																			
				74	A	UNI	57 64	95	A	Southern Ill.	50 64								
				30	A	Drake	72 85	9	A	Missouri St.	56 90								
				144	H	Loyola Chicago	71 50	30	H	Drake	77 76								
				148	H	Valparaiso	90 69	74	H	UNI	61 47								
				83	A	Illinois St.	66 62	148	A	Valparaiso	75 61								

Non-Div I Games: Eureka 101 39

Bradley

Average RPI Win:	181	WON-LOST	WINNING	LAST 10	STRENGTH OF	OPP. STRENGTH	TEAM	ADJ.	CONF.	ADJ CONF.
Average RPI Loss:	69	RECORD	PCT. RANK	GAMES	SCHEDULE	OF SCHEDULE	RPI	RPI	RPI	RPI
DIV. I ONLY	20- 4	24	9-1	160	88	39	39	14	14	
DIV. I NON-CONF.	9- 2	37	0	96	15	34	34	13	13	
TOTALS	RPI 1-25	RPI 26-50	W-L RECORDS	RPI 51-100	RPI 101-150	RPI 150+				
20- 4	0- 1	1- 1	OVERALL	2- 1	6- 0	11- 1				
12- 1	0- 1	0- 0	HOME	1- 0	4- 0	7- 0				
7- 3	0- 0	0- 1	AWAY	1- 1	2- 0	4- 1				
1- 0	0- 0	1- 0	NEUTRAL	0- 0	0- 0	0- 0				
9- 2	0- 1	1- 0	NON-CONFERENCE	2- 1	3- 0	3- 0				
5- 1	0- 1	0- 0	HOME	1- 0	2- 0	2- 0				
3- 1	0- 0	0- 0	AWAY	1- 1	1- 0	1- 0				
1- 0	0- 0	1- 0	NEUTRAL	0- 0	0- 0	0- 0				
11- 2	0- 0	0- 1	CONFERENCE	0- 0	3- 0	8- 1				
7- 0	0- 0	0- 0	HOME	0- 0	2- 0	5- 0				
4- 2	0- 0	0- 1	AWAY	0- 0	1- 0	3- 1				
0- 0	0- 0	0- 0	NEUTRAL	0- 0	0- 0	0- 0				

RPI 1-25				RPI 26-50				Team's RPI: 39				RPI 51-100				RPI 101+			
RPI	S	Opponent	Score	RPI	S	Opponent	Score	RPI	S	Opponent	Score	RPI	S	Opponent	Score	RPI	S	Opponent	Score
3	H	Maryland	68 70	40	N	UCF	46 43	59	A	Virginia	49 55	105	H	Liberty	76 53				
				44	A	Drexel	48 70	63	H	St. John's (NY)	76 73	120	H	William & Mary	84 70				
								89	A	Villanova	56 52	130	A	Northeastern	86 64				
												130	H	Northeastern	67 54				
												131	H	Robert Morris	59 32				
												139	A	George Washington	69 50				
												170	A	Towson	75 76				
												170	H	Towson	81 39				
												176	A	Delaware	60 39				
												179	H	Elon	61 48				
												241	A	Georgetown	66 59				
												253	A	Col. of Charleston	87 53				
												253	H	Col. of Charleston	81 50				
												263	H	Longwood	93 53				
												264	H	Delaware St.	83 64				
												274	A	UNCW	66 58				
												274	H	UNCW	76 52				
												323	H	Hofstra	92 50				
LAST 10 Division I																			
				130	A	Northeastern	86 64					176	A	Delaware	60 39				
				274	H	UNCW	76 52					130	H	Northeastern	67 54				
				253	H	Col. of Charleston	81 50					323	H	Hofstra	92 50				
				170	H	Towson	81 39					253	A	Col. of Charleston	87 53				
				44	A	Drexel	48 70					274	A	UNCW	66 58				

Non-Div I Games:

James Madison

Average RPI Win:	164	WON-LOST	WINNING	LAST 10	STRENGTH OF	OPP. STRENGTH	TEAM	ADJ.	CONF.	ADJ CONF.
Average RPI Loss:	53	RECORD	PCT. RANK	GAMES	SCHEDULE	OF SCHEDULE	RPI	RPI	RPI	RPI
DIV. I ONLY	16- 9	82	7-3	25	77	40	40	9	9	
DIV. I NON-CONF.	8- 4	90	0	22	84	45	45	9	9	
TOTALS	RPI 1-25	RPI 26-50	W-L RECORDS	RPI 51-100	RPI 101-150	RPI 150+				
16- 9	1- 3	0- 2	OVERALL	4- 3	0- 0	11- 1				
12- 1	1- 1	0- 0	HOME	2- 0	0- 0	9- 0				
4- 6	0- 1	0- 1	AWAY	2- 3	0- 0	2- 1				
0- 2	0- 1	0- 1	NEUTRAL	0- 0	0- 0	0- 0				
8- 4	1- 1	0- 2	NON-CONFERENCE	1- 1	0- 0	6- 0				
7- 0	1- 0	0- 0	HOME	0- 0	0- 0	6- 0				
1- 2	0- 0	0- 1	AWAY	1- 1	0- 0	0- 0				
0- 2	0- 1	0- 1	NEUTRAL	0- 0	0- 0	0- 0				
8- 5	0- 2	0- 0	CONFERENCE	3- 2	0- 0	5- 1				
5- 1	0- 1	0- 0	HOME	2- 0	0- 0	3- 0				
3- 4	0- 1	0- 0	AWAY	1- 2	0- 0	2- 1				
0- 0	0- 0	0- 0	NEUTRAL	0- 0	0- 0	0- 0				

RPI	S	Opponent	Score	RPI	S	Opponent	Score	RPI	S	Opponent	Score	RPI	S	Opponent	Score
6	A	UConn	53 66	33	A	FGCU	50 72	58	A	Belmont	37 72	155	H	Wright St.	69 53
6	H	UConn	52 59	39	N	James Madison	43 46	67	A	South Fla.	64 57	159	A	Tulane	59 60
8	N	UCLA	56 61					67	H	South Fla.	56 48	167	H	Saint Mary's (CA)	67 58
19	H	Central Mich.	64 58					75	A	Cincinnati	64 81	176	H	Delaware	75 49
								75	H	Cincinnati	49 42	188	H	Quinnipiac	80 58
								91	A	Temple	65 67	189	H	Memphis	82 66
								97	A	SFA	63 57	192	A	Houston	67 49
												217	H	Stetson	66 40
												220	H	SMU	67 57
												247	H	East Carolina	91 55
												258	A	Tulsa	62 49
												291	H	Pittsburgh	74 58
LAST 10 Division I															
6	A	UConn	53 66	220	H	SMU	67 57								
67	H	South Fla.	56 48	91	A	Temple	65 67								
75	H	Cincinnati	49 42	189	H	Memphis	82 66								
192	A	Houston	67 49	159	A	Tulane	59 60								
258	A	Tulsa	62 49	67	A	South Fla.	64 57								

Non-Div I Games:

UCF

■ Loss,
 ■ Non-Conf,
 ■ S Site,
 ■ Home
 ■ A Away
 N Neutral

Average RPI Win:	137	WON-LOST	WINNING	LAST 10	STRENGTH OF	OPP. STRENGTH	TEAM	ADJ.	CONF.	ADJ CONF.
Average RPI Loss:	52	RECORD	PCT. RANK	GAMES	SCHEDULE	OF SCHEDULE	RPI	RPI	RPI	RPI
DIV. I ONLY	16- 10	94	4-6	31	70	41	41	6	6	
DIV. I NON-CONF.	8- 3	68	0	37	40	15	15	6	6	
TOTALS	RPI 1-25	RPI 26-50	W-L RECORDS	RPI 51-100	RPI 101-150	RPI 150+				
16- 10	1- 1	1- 4	OVERALL	7- 5	0- 0	7- 0				
8- 3	0- 1	1- 0	HOME	3- 2	0- 0	4- 0				
6- 7	1- 0	0- 4	AWAY	2- 3	0- 0	3- 0				
2- 0	0- 0	0- 0	NEUTRAL	2- 0	0- 0	0- 0				
8- 3	0- 0	0- 3	NON-CONFERENCE	5- 0	0- 0	3- 0				
4- 0	0- 0	0- 0	HOME	2- 0	0- 0	2- 0				
2- 3	0- 0	0- 3	AWAY	1- 0	0- 0	1- 0				
2- 0	0- 0	0- 0	NEUTRAL	2- 0	0- 0	0- 0				
8- 7	1- 1	1- 1	CONFERENCE	2- 5	0- 0	4- 0				
4- 3	0- 1	1- 0	HOME	1- 2	0- 0	2- 0				
4- 4	1- 0	0- 1	AWAY	1- 3	0- 0	2- 0				
0- 0	0- 0	0- 0	NEUTRAL	0- 0	0- 0	0- 0				

RPI 1-25				RPI 26-50				Team's RPI: 41				RPI 51-100				RPI 101+			
RPI	S	Opponent	Score	RPI	S	Opponent	Score	RPI	S	Opponent	Score	RPI	S	Opponent	Score	RPI	S	Opponent	Score
21	A	DePaul	63 61	27	A	Arizona St.	55 70	57	N	West Virginia	82 75	163	H	Wichita St.	56 46				
21	H	DePaul	71 74	30	A	Drake	53 63	63	A	St. John's (NY)	58 63	171	A	Providence	77 68				
				35	A	South Dakota	65 72	63	H	St. John's (NY)	70 77	171	H	Providence	72 63				
				37	A	Marquette	50 52	70	A	Seton Hall	70 82	241	A	Georgetown	65 56				
				37	H	Marquette	72 62	70	H	Seton Hall	78 66	254	H	Xavier	62 55				
								74	H	UNI	57 54	282	H	North Dakota St.	70 59				
								78	H	South Dakota St.	61 48	309	A	Omaha	67 54				
								86	A	Nebraska	79 74								
								87	A	Butler	61 76								
								87	H	Butler	67 73								
								89	A	Villanova	58 42								
								91	N	Temple	69 59								
LAST 10 Division I																			
87	A	Butler	61 76	21	A	DePaul	63 61												
70	H	Seton Hall	78 66	87	H	Butler	67 73												
63	H	St. John's (NY)	70 77	254	H	Xavier	62 55												
171	A	Providence	77 68	63	A	St. John's (NY)	58 63												
37	A	Marquette	50 52	70	A	Seton Hall	70 82												

Non-Div I Games:

Creighton

■ Loss,
■ Non-Conf,
■ S Site,
■ H Home
■ A Away
N Neutral

Average RPI Win:	135	WON-LOST	WINNING	LAST 10	STRENGTH OF	OPP. STRENGTH	TEAM	ADJ.	CONF.	ADJ CONF.
Average RPI Loss:	30	RECORD	PCT. RANK	GAMES	SCHEDULE	OF SCHEDULE	RPI	RPI	RPI	RPI
DIV. I ONLY	17- 11	106	5-5	19	6	42	42	2	2	
DIV. I NON-CONF.	9- 3	63	0	23	16	13	13	1	1	
TOTALS	RPI 1-25	RPI 26-50	W-L RECORDS	RPI 51-100	RPI 101-150	RPI 150+				
17- 11	1- 6	3- 3	OVERALL	2- 2	3- 0	8- 0				
9- 5	0- 2	1- 1	HOME	0- 2	2- 0	6- 0				
6- 5	1- 3	0- 2	AWAY	2- 0	1- 0	2- 0				
2- 1	0- 1	2- 0	NEUTRAL	0- 0	0- 0	0- 0				
9- 3	0- 2	3- 1	NON-CONFERENCE	0- 0	1- 0	5- 0				
6- 0	0- 0	1- 0	HOME	0- 0	1- 0	4- 0				
1- 2	0- 1	0- 1	AWAY	0- 0	0- 0	1- 0				
2- 1	0- 1	2- 0	NEUTRAL	0- 0	0- 0	0- 0				
8- 8	1- 4	0- 2	CONFERENCE	2- 2	2- 0	3- 0				
3- 5	0- 2	0- 1	HOME	0- 2	1- 0	2- 0				
5- 3	1- 2	0- 1	AWAY	2- 0	1- 0	1- 0				
0- 0	0- 0	0- 0	NEUTRAL	0- 0	0- 0	0- 0				

RPI 1-25				RPI 26-50				Team's RPI: 42	RPI 51-100				RPI 101+			
RPI	S	Opponent	Score	RPI	S	Opponent	Score		RPI	S	Opponent	Score	RPI	S	Opponent	Score
2	A	South Carolina	49 85	27	N	Arizona St.	59 52		71	A	Michigan St.	76 66	103	H	Kent St.	77 64
10	A	Northwestern	56 61	29	A	Virginia Tech	54 67		71	H	Michigan St.	63 65	137	A	Wisconsin	62 59
12	H	Iowa	71 83	30	N	Drake	67 47		81	H	Minnesota	59 72	137	H	Wisconsin	72 61
14	N	Gonzaga	50 63	32	H	Western Ky.	67 50		86	A	Nebraska	76 68	180	H	Northern Ill.	68 63
17	A	Indiana	48 66	36	A	Michigan	63 66						185	A	Illinois	70 58
17	H	Indiana	54 66	45	H	Rutgers	53 59						185	H	Illinois	81 67
23	A	Ohio St.	66 50										195	A	Chattanooga	66 34
													197	H	Western Ill.	66 59
													205	H	Penn St.	81 68
													239	H	Milwaukee	68 55
													266	H	Bowling Green	81 74
LAST 10 Division I																
				71	H	Michigan St.	63 65		17	H	Indiana	54 66				
				185	A	Illinois	70 58		71	A	Michigan St.	76 66				
				137	A	Wisconsin	62 59		205	H	Penn St.	81 68				
				12	H	Iowa	71 83		86	A	Nebraska	76 68				
				36	A	Michigan	63 66		81	H	Minnesota	59 72				

Non-Div I Games:

Purdue

■ Loss,
■ Non-Conf,
■ S Site,
■ H Home
■ A Away
N Neutral

Average RPI Win:	141	WON-LOST	WINNING	LAST 10	STRENGTH OF	OPP. STRENGTH	TEAM	ADJ.	CONF.	ADJ CONF.
Average RPI Loss:	35	RECORD	PCT. RANK	GAMES	SCHEDULE	OF SCHEDULE	RPI	RPI	RPI	RPI
DIV. I ONLY	15- 9	89	6-4	20	45	43	43	3	3	
DIV. I NON-CONF.	8- 3	68	0	76	229	67	67	3	3	
TOTALS	RPI 1-25	RPI 26-50	W-L RECORDS	RPI 51-100	RPI 101-150	RPI 150+				
15- 9	0- 4	3- 2	OVERALL	3- 3	2- 0	7- 0				
10- 4	0- 2	1- 1	HOME	2- 1	2- 0	5- 0				
5- 5	0- 2	2- 1	AWAY	1- 2	0- 0	2- 0				
0- 0	0- 0	0- 0	NEUTRAL	0- 0	0- 0	0- 0				
8- 3	0- 1	0- 1	NON-CONFERENCE	1- 1	1- 0	6- 0				
6- 2	0- 1	0- 0	HOME	0- 1	1- 0	5- 0				
2- 1	0- 0	0- 1	AWAY	1- 0	0- 0	1- 0				
0- 0	0- 0	0- 0	NEUTRAL	0- 0	0- 0	0- 0				
7- 6	0- 3	3- 1	CONFERENCE	2- 2	1- 0	1- 0				
4- 2	0- 1	1- 1	HOME	2- 0	1- 0	0- 0				
3- 4	0- 2	2- 0	AWAY	0- 2	0- 0	1- 0				
0- 0	0- 0	0- 0	NEUTRAL	0- 0	0- 0	0- 0				

RPI 1-25				RPI 26-50				Team's RPI: 43	RPI 51-100				RPI 101+			
RPI	S	Opponent	Score	RPI	S	Opponent	Score		RPI	S	Opponent	Score	RPI	S	Opponent	Score
5	A	Baylor	62 83	30	A	Drake	81 86		56	A	Oklahoma	72 81	121	H	Kansas	89 67
12	H	Iowa	69 75	46	A	Oklahoma St.	64 63		56	H	Oklahoma	63 59	142	H	Texas Southern	79 59
18	A	TCU	72 82	46	H	Oklahoma St.	74 63		57	A	West Virginia	71 79	152	A	Texas Tech	96 66
18	H	TCU	74 77	48	A	Texas	69 51		74	H	UNI	63 71	155	H	Wright St.	79 71
				48	H	Texas	75 81		80	A	Alabama	75 66	156	H	New Orleans	71 53
									94	H	Kansas St.	73 59	162	H	North Ala.	80 72
													242	H	Southern U.	69 36
													282	A	North Dakota St.	86 58
													335	H	Ark.-Pine Bluff	90 40
LAST 10 Division I																
18	A	TCU	72 82	5	A	Baylor	62 83									
48	A	Texas	69 51	121	H	Kansas	89 67									
56	H	Oklahoma	63 59	94	H	Kansas St.	73 59									
46	H	Oklahoma St.	74 63	46	A	Oklahoma St.	64 63									
57	A	West Virginia	71 79	18	H	TCU	74 77									

Non-Div I Games:

Iowa St.

■ Loss,
 ■ Non-Conf, S Site,
 ■ Home
 ■ Away
 N Neutral

Average RPI Win:	173	WON-LOST	WINNING	LAST 10	STRENGTH OF	OPP. STRENGTH	TEAM	ADJ.	CONF.	ADJ CONF.
Average RPI Loss:	107	RECORD	PCT. RANK	GAMES	SCHEDULE	OF SCHEDULE	RPI	RPI	RPI	RPI
DIV. I ONLY	19- 6	41	10-0	112	125	44	44	14	14	
DIV. I NON-CONF.	7- 5	131	0	61	97	79	79	13	13	
TOTALS	RPI 1-25	RPI 26-50	W-L RECORDS	RPI 51-100	RPI 101-150	RPI 150+				
19- 6	0- 1	1- 0	OVERALL	1- 2	6- 2	11- 1				
11- 1	0- 0	1- 0	HOME	1- 0	4- 1	5- 0				
8- 4	0- 1	0- 0	AWAY	0- 2	2- 0	6- 1				
0- 1	0- 0	0- 0	NEUTRAL	0- 0	0- 1	0- 0				
7- 5	0- 1	0- 0	NON-CONFERENCE	1- 2	2- 2	4- 0				
5- 1	0- 0	0- 0	HOME	1- 0	2- 1	2- 0				
2- 3	0- 1	0- 0	AWAY	0- 2	0- 0	2- 0				
0- 1	0- 0	0- 0	NEUTRAL	0- 0	0- 1	0- 0				
12- 1	0- 0	1- 0	CONFERENCE	0- 0	4- 0	7- 1				
6- 0	0- 0	1- 0	HOME	0- 0	2- 0	3- 0				
6- 1	0- 0	0- 0	AWAY	0- 0	2- 0	4- 1				
0- 0	0- 0	0- 0	NEUTRAL	0- 0	0- 0	0- 0				

RPI S	Opponent	Score	RPI S	Opponent	Score	Team's RPI: 44	RPI S	Opponent	Score	RPI S	Opponent	Score
21	A DePaul	57 81	39	H James Madison	70 48		55	A Penn	49 53	110	H Pacific	51 58
							62	A Bucknell	49 60	112	H Richmond	58 52
							89	H Villanova	54 52	120	A William & Mary	61 54
										120	H William & Mary	84 74
										126	H Davidson	74 63
										130	A Northeastern	67 51
										130	H Northeastern	50 41
										141	N Buffalo	59 63
										170	H Towson	59 50
										172	H La Salle	69 31
										176	A Delaware	52 32
										176	H Delaware	63 59
										179	A Elon	55 53
										188	A Quinnipiac	66 62
										210	H Maine	70 57
										227	A Saint Joseph's	62 52
										253	A Col. of Charleston	59 73
										274	A UNCW	73 72
										323	A Hofstra	45 32
										323	H Hofstra	74 54
LAST 10 Division I												
120	H William & Mary	84 74	170	H Towson	59 50							
176	A Delaware	52 32	120	A William & Mary	61 54							
130	A Northeastern	67 51	179	A Elon	55 53							
323	A Hofstra	45 32	176	H Delaware	63 59							
39	H James Madison	70 48	323	H Hofstra	74 54							

Non-Div I Games:

Drexel

Average RPI Win:	155	WON-LOST	WINNING	LAST 10	STRENGTH OF	OPP. STRENGTH	TEAM	ADJ.	CONF.	ADJ CONF.
Average RPI Loss:	39	RECORD	PCT. RANK	GAMES	SCHEDULE	OF SCHEDULE	RPI	RPI	RPI	RPI
DIV. I ONLY	19- 8	57	4-6	97	17	45	45	2	2	
DIV. I NON-CONF.	10- 1	20	0	205	110	42	42	1	1	
TOTALS	RPI 1-25	RPI 26-50	W-L RECORDS	RPI 51-100	RPI 101-150	RPI 150+				
19- 8	1- 3	2- 2	OVERALL	4- 3	2- 0	10- 0				
12- 2	1- 1	1- 0	HOME	3- 1	0- 0	7- 0				
5- 6	0- 2	1- 2	AWAY	0- 2	1- 0	3- 0				
2- 0	0- 0	0- 0	NEUTRAL	1- 0	1- 0	0- 0				
10- 1	0- 0	0- 1	NON-CONFERENCE	3- 0	1- 0	6- 0				
7- 0	0- 0	0- 0	HOME	2- 0	0- 0	5- 0				
1- 1	0- 0	0- 1	AWAY	0- 0	0- 0	1- 0				
2- 0	0- 0	0- 0	NEUTRAL	1- 0	1- 0	0- 0				
9- 7	1- 3	2- 1	CONFERENCE	1- 3	1- 0	4- 0				
5- 2	1- 1	1- 0	HOME	1- 1	0- 0	2- 0				
4- 5	0- 2	1- 1	AWAY	0- 2	1- 0	2- 0				
0- 0	0- 0	0- 0	NEUTRAL	0- 0	0- 0	0- 0				

RPI 1-25				RPI 26-50				Team's RPI: 45	RPI 51-100				RPI 101+			
RPI	S	Opponent	Score	RPI	S	Opponent	Score		RPI	S	Opponent	Score	RPI	S	Opponent	Score
3	A	Maryland	50 79	26	A	LSU	58 64		59	H	Virginia	73 63	117	N	Vanderbilt	62 56
10	A	Northwestern	65 82	36	A	Michigan	57 71		71	A	Michigan St.	53 57	137	A	Wisconsin	64 61
17	H	Indiana	56 66	36	H	Michigan	62 41		71	H	Michigan St.	55 66	170	H	Towson	67 53
23	H	Ohio St.	59 57	42	A	Purdue	59 53		79	N	Georgia Tech	46 43	185	A	Illinois	75 51
									81	A	Minnesota	71 73	185	H	Illinois	72 41
									86	H	Nebraska	69 65	205	A	Penn St.	62 57
									100	H	Harvard	74 46	205	H	Penn St.	72 39
													229	H	Marshall	66 41
													242	H	Southern U.	78 58
													249	A	South Alabama	77 56
													275	H	Niagara	87 37
													330	H	Coppin St.	107 33
LAST 10 Division I																
23	H	Ohio St.	59 57	205	H	Penn St.	72 39									
10	A	Northwestern	65 82	81	A	Minnesota	71 73									
36	H	Michigan	62 41	185	H	Illinois	72 41									
71	A	Michigan St.	53 57	36	A	Michigan	57 71									
3	A	Maryland	50 79	71	H	Michigan St.	55 66									

Non-Div I Games:

Rutgers

Average RPI Win:	140	WON-LOST	WINNING	LAST 10	STRENGTH OF	OPP. STRENGTH	TEAM	ADJ.	CONF.	ADJ CONF.
Average RPI Loss:	35	RECORD	PCT. RANK	GAMES	SCHEDULE	OF SCHEDULE	RPI	RPI	RPI	RPI
DIV. I ONLY	14- 11	143	4-6	9	33	46	46	3	3	
DIV. I NON-CONF.	9- 3	63	0	28	92	27	27	3	3	
TOTALS	RPI 1-25	RPI 26-50	W-L RECORDS	RPI 51-100	RPI 101-150	RPI 150+				
14- 11	0- 6	0- 3	OVERALL	5- 1	4- 0	5- 1				
9- 5	0- 2	0- 2	HOME	2- 1	3- 0	4- 0				
4- 4	0- 2	0- 1	AWAY	3- 0	0- 0	1- 1				
1- 2	0- 2	0- 0	NEUTRAL	0- 0	1- 0	0- 0				
9- 3	0- 3	0- 0	NON-CONFERENCE	1- 0	3- 0	5- 0				
7- 0	0- 0	0- 0	HOME	1- 0	2- 0	4- 0				
1- 1	0- 1	0- 0	AWAY	0- 0	0- 0	1- 0				
1- 2	0- 2	0- 0	NEUTRAL	0- 0	1- 0	0- 0				
5- 8	0- 3	0- 3	CONFERENCE	4- 1	1- 0	0- 1				
2- 5	0- 2	0- 2	HOME	1- 1	1- 0	0- 0				
3- 3	0- 1	0- 1	AWAY	3- 0	0- 0	0- 1				
0- 0	0- 0	0- 0	NEUTRAL	0- 0	0- 0	0- 0				

RPI S	Opponent	Score	RPI S	Opponent	Score	Team's RPI: 46	RPI S	Opponent	Score	RPI S	Opponent	Score
1 N	Oregon	72 89	43 A	Iowa St.	63 74		56 A	Oklahoma	73 69	107 N	UT Arlington	60 47
4 N	Louisville	48 69	43 H	Iowa St.	63 64		56 H	Oklahoma	75 77	121 H	Kansas	67 49
5 A	Baylor	48 94	48 H	Texas	56 61		57 A	West Virginia	57 55	123 H	Idaho	62 47
5 H	Baylor	42 69					57 H	West Virginia	60 57	127 H	Duquesne	84 41
13 A	Texas A&M	62 74					65 H	Rice	69 38	152 A	Texas Tech	79 109
18 H	TCU	68 72					94 A	Kansas St.	70 63	168 H	Idaho St.	70 52
										215 H	Oral Roberts	78 44
										242 H	Southern U.	72 59
										258 A	Tulsa	78 48
										271 H	Lamar University	74 53
LAST 10 Division I												
5 H	Baylor	42 69	18 H	TCU	68 72							
56 A	Oklahoma	73 69	48 H	Texas	56 61							
57 H	West Virginia	60 57	57 A	West Virginia	57 55							
43 A	Iowa St.	63 74	43 H	Iowa St.	63 64							
152 A	Texas Tech	79 109	94 A	Kansas St.	70 63							

Non-Div I Games:

Oklahoma St.

■ Loss,
■ Non-Conf,
■ S Site,
■ H Home
■ A Away
N Neutral

Average RPI Win:	217	WON-LOST	WINNING	LAST 10	STRENGTH OF	OPP. STRENGTH	TEAM	ADJ.	CONF.	ADJ CONF.
Average RPI Loss:	74	RECORD	PCT. RANK	GAMES	SCHEDULE	OF SCHEDULE	RPI	RPI	RPI	RPI
DIV. I ONLY	18- 9	71	8-2	64	190	47	47	20	20	
DIV. I NON-CONF.	4- 7	225	0	14	10	111	111	23	23	
TOTALS	RPI 1-25	RPI 26-50	W-L RECORDS	RPI 51-100	RPI 101-150	RPI 150+				
18- 9	0- 3	0- 1	OVERALL	2- 3	0- 1	16- 1				
11- 1	0- 1	0- 0	HOME	2- 0	0- 0	9- 0				
7- 8	0- 2	0- 1	AWAY	0- 3	0- 1	7- 1				
0- 0	0- 0	0- 0	NEUTRAL	0- 0	0- 0	0- 0				
4- 7	0- 3	0- 1	NON-CONFERENCE	1- 3	0- 0	3- 0				
4- 1	0- 1	0- 0	HOME	1- 0	0- 0	3- 0				
0- 6	0- 2	0- 1	AWAY	0- 3	0- 0	0- 0				
0- 0	0- 0	0- 0	NEUTRAL	0- 0	0- 0	0- 0				
14- 2	0- 0	0- 0	CONFERENCE	1- 0	0- 1	13- 1				
7- 0	0- 0	0- 0	HOME	1- 0	0- 0	6- 0				
7- 2	0- 0	0- 0	AWAY	0- 0	0- 1	7- 1				
0- 0	0- 0	0- 0	NEUTRAL	0- 0	0- 0	0- 0				

RPI 1-25				RPI 26-50				Team's RPI: 47				RPI 51-100				RPI 101+			
RPI	S	Opponent	Score	RPI	S	Opponent	Score	RPI	S	Opponent	Score	RPI	S	Opponent	Score	RPI	S	Opponent	Score
4	H	Louisville	63 71	34	A	Arkansas	46 96	53	H	IUPUI	57 51	118	A	Southeast Mo. St.	69 71				
11	A	Mississippi St.	46 82					58	H	Belmont	74 57	173	H	Samford	80 75				
14	A	Gonzaga	55 78					83	A	Illinois St.	47 70	177	A	Austin Peay	69 61				
								95	A	Southern Ill.	59 70	177	H	Austin Peay	65 61				
								96	A	Saint Louis	50 56	195	H	Chattanooga	78 51				
												209	A	Tennessee Tech	86 65				
												209	H	Tennessee Tech	71 62				
												214	A	Eastern Ill.	70 74				
												214	H	Eastern Ill.	88 64				
												228	A	Murray St.	89 64				
												228	H	Murray St.	98 56				
												252	H	Lipscomb	83 67				
												255	A	Jacksonville St.	73 56				
												255	H	Jacksonville St.	86 72				
												276	A	Morehead St.	82 64				
												283	A	Eastern Ky.	65 50				
												332	H	Tennessee St.	88 71				
												340	A	SIUE	79 39				
LAST 10 Division I																			
255	A	Jacksonville St.	73 56	209	H	Tennessee Tech	71 62												
209	A	Tennessee Tech	86 65	276	A	Morehead St.	82 64												
214	H	Eastern Ill.	88 64	283	A	Eastern Ky.	65 50												
118	A	Southeast Mo. St.	69 71	340	A	SIUE	79 39												
255	H	Jacksonville St.	86 72	214	A	Eastern Ill.	70 74												

Non-Div I Games:

UT Martin

■ Loss,
 ■ Non-Conf, S Site,
 ■ Home
 ■ Away
 N Neutral

Average RPI Win:	144	WON-LOST	WINNING	LAST 10	STRENGTH OF	OPP. STRENGTH	TEAM	ADJ.	CONF.	ADJ CONF.
Average RPI Loss:	65	RECORD	PCT. RANK	GAMES	SCHEDULE	OF SCHEDULE	RPI	RPI	RPI	RPI
DIV. I ONLY	16- 10	94	6-4	26	60	48	48	3	3	
DIV. I NON-CONF.	8- 4	90	0	79	157	80	80	3	3	
TOTALS	RPI 1-25	RPI 26-50	W-L RECORDS	RPI 51-100	RPI 101-150	RPI 150+				
16- 10	1- 4	3- 1	OVERALL	4- 3	1- 1	7- 1				
9- 5	1- 3	1- 1	HOME	1- 1	1- 0	5- 0				
6- 4	0- 0	2- 0	AWAY	3- 2	0- 1	1- 1				
1- 1	0- 1	0- 0	NEUTRAL	0- 0	0- 0	1- 0				
8- 4	1- 2	1- 0	NON-CONFERENCE	1- 1	0- 0	5- 1				
6- 1	1- 1	1- 0	HOME	0- 0	0- 0	4- 0				
1- 2	0- 0	0- 0	AWAY	1- 1	0- 0	0- 1				
1- 1	0- 1	0- 0	NEUTRAL	0- 0	0- 0	1- 0				
8- 6	0- 2	2- 1	CONFERENCE	3- 2	1- 1	2- 0				
3- 4	0- 2	0- 1	HOME	1- 1	1- 0	1- 0				
5- 2	0- 0	2- 0	AWAY	2- 1	0- 1	1- 0				
0- 0	0- 0	0- 0	NEUTRAL	0- 0	0- 0	0- 0				

RPI 1-25				RPI 26-50				Team's RPI: 48				RPI 51-100				RPI 101+			
RPI	S	Opponent	Score	RPI	S	Opponent	Score	RPI	S	Opponent	Score	RPI	S	Opponent	Score	RPI	S	Opponent	Score
5	H	Baylor	44 64	43	A	Iowa St.	81 75	56	A	Oklahoma	70 53	121	A	Kansas	67 82				
7	H	Stanford	69 64	43	H	Iowa St.	51 69	57	A	West Virginia	63 68	121	H	Kansas	85 77				
18	H	TCU	63 65	46	A	Oklahoma St.	61 56	57	H	West Virginia	50 44	152	A	Texas Tech	81 66				
20	N	NC State	73 84	49	H	Ohio	73 60	61	A	Tennessee	66 60	152	H	Texas Tech	92 66				
22	H	Arizona	58 83					67	A	South Fla.	57 64	198	A	Hawaii	60 73				
								94	A	Kansas St.	71 63	242	H	Southern U.	93 39				
								94	H	Kansas St.	54 60	259	N	North Texas	63 57				
												311	H	UTSA	84 53				
												315	H	UTRGV	85 69				
												338	H	Northwestern St.	91 49				
LAST 10 Division I																			
94	H	Kansas St.	54 60	5	H	Baylor	44 64												
57	H	West Virginia	50 44	56	A	Oklahoma	70 53												
121	A	Kansas	67 82	46	A	Oklahoma St.	61 56												
43	H	Iowa St.	51 69	121	H	Kansas	85 77												
152	A	Texas Tech	81 66	94	A	Kansas St.	71 63												

Non-Div I Games:

Texas

■ Loss,
■ Non-Conf,
■ S Site,
■ H Home
■ A Away
N Neutral

Average RPI Win:	168	WON-LOST	WINNING	LAST 10	STRENGTH OF	OPP. STRENGTH	TEAM	ADJ.	CONF.	ADJ CONF.
Average RPI Loss:	73	RECORD	PCT. RANK	GAMES	SCHEDULE	OF SCHEDULE	RPI	RPI	RPI	RPI
DIV. I ONLY	17- 8	67	8-2	94	75	49	49	10	10	
DIV. I NON-CONF.	7- 4	100	0	113	21	63	63	10	10	
TOTALS	RPI 1-25	RPI 26-50	W-L RECORDS	RPI 51-100	RPI 101-150	RPI 150+				
17- 8	1- 3	0- 1	OVERALL	2- 2	2- 1	12- 1				
10- 1	0- 1	0- 0	HOME	2- 0	1- 0	7- 0				
6- 6	1- 2	0- 1	AWAY	0- 1	1- 1	4- 1				
1- 1	0- 0	0- 0	NEUTRAL	0- 1	0- 0	1- 0				
7- 4	1- 1	0- 1	NON-CONFERENCE	1- 2	0- 0	5- 0				
4- 0	0- 0	0- 0	HOME	1- 0	0- 0	3- 0				
2- 3	1- 1	0- 1	AWAY	0- 1	0- 0	1- 0				
1- 1	0- 0	0- 0	NEUTRAL	0- 1	0- 0	1- 0				
10- 4	0- 2	0- 0	CONFERENCE	1- 0	2- 1	7- 1				
6- 1	0- 1	0- 0	HOME	1- 0	1- 0	4- 0				
4- 3	0- 1	0- 0	AWAY	0- 0	1- 1	3- 1				
0- 0	0- 0	0- 0	NEUTRAL	0- 0	0- 0	0- 0				

RPI 1-25				RPI 26-50				Team's RPI: 49				RPI 51-100				RPI 101+			
RPI	S	Opponent	Score	RPI	S	Opponent	Score	RPI	S	Opponent	Score	RPI	S	Opponent	Score	RPI	S	Opponent	Score
18	A	TCU	72 79	48	A	Texas	60 73	53	H	IUPUI	70 64	103	H	Kent St.	63 57				
19	A	Central Mich.	90 92					68	H	Ball St.	79 71	141	A	Buffalo	76 65				
19	H	Central Mich.	71 73					87	N	Butler	55 60	147	A	Western Mich.	72 73				
23	A	Ohio St.	74 68					93	A	Syracuse	54 66	151	A	Akron	76 79				
												151	H	Akron	70 57				
												157	A	Eastern Mich.	75 65				
												175	H	Toledo	86 58				
												180	A	Northern Ill.	85 79				
												180	H	Northern Ill.	87 67				
												181	H	American	81 69				
												195	A	Chattanooga	70 58				
												196	A	Miami (OH)	84 70				
												229	H	Marshall	67 51				
												260	H	Incarinate Word	78 41				
												266	H	Bowling Green	79 69				
												291	N	Pittsburgh	72 50				
LAST 10 Division I																			
151	A	Akron	76 79	19	A	Central Mich.	90 92	151	H	Akron	70 57								
175	H	Toledo	86 58	266	H	Bowling Green	79 69	180	A	Northern Ill.	85 79								
196	A	Miami (OH)	84 70	68	H	Ball St.	79 71												
103	H	Kent St.	63 57																
157	A	Eastern Mich.	75 65																

Non-Div I Games:

Ohio

■ Loss,
■ Non-Conf,
■ S Site,
■ Home
■ A Away
N Neutral

Average RPI Win:	222	WON-LOST	WINNING	LAST 10	STRENGTH OF	OPP. STRENGTH	TEAM	ADJ.	CONF.	ADJ CONF.
Average RPI Loss:	80	RECORD	PCT. RANK	GAMES	SCHEDULE	OF SCHEDULE	RPI	RPI	RPI	RPI
DIV. I ONLY	20- 4	24	9-1	177	226	50	50	21	21	
DIV. I NON-CONF.	7- 2	53	0	95	80	25	25	20	20	
TOTALS	RPI 1-25	RPI 26-50	W-L RECORDS	RPI 51-100	RPI 101-150	RPI 150+				
20- 4	0- 1	0- 1	OVERALL	1- 1	3- 0	16- 1				
10- 1	0- 0	0- 0	HOME	1- 0	1- 0	8- 1				
8- 3	0- 1	0- 1	AWAY	0- 1	1- 0	7- 0				
2- 0	0- 0	0- 0	NEUTRAL	0- 0	1- 0	1- 0				
7- 2	0- 1	0- 1	NON-CONFERENCE	0- 0	2- 0	5- 0				
2- 0	0- 0	0- 0	HOME	0- 0	0- 0	2- 0				
3- 2	0- 1	0- 1	AWAY	0- 0	1- 0	2- 0				
2- 0	0- 0	0- 0	NEUTRAL	0- 0	1- 0	1- 0				
13- 2	0- 0	0- 0	CONFERENCE	1- 1	1- 0	11- 1				
8- 1	0- 0	0- 0	HOME	1- 0	1- 0	6- 1				
5- 1	0- 0	0- 0	AWAY	0- 1	0- 0	5- 0				
0- 0	0- 0	0- 0	NEUTRAL	0- 0	0- 0	0- 0				

RPI 1-25				RPI 26-50				Team's RPI: 50				RPI 51-100				RPI 101+			
RPI	S	Opponent	Score	RPI	S	Opponent	Score	RPI	S	Opponent	Score	RPI	S	Opponent	Score	RPI	S	Opponent	Score
11	A	Mississippi St.	82 122	31	A	Duke	85 99	73	A	Coastal Caro.	103 124	103	N	Kent St.	71 64	107	H	UT Arlington	85 69
								73	H	Coastal Caro.	84 77					119	A	Bethune-Cookman	68 62
																173	A	Samford	74 65
																175	N	Toledo	71 64
																190	H	Little Rock	77 59
																195	A	Chattanooga	90 51
																204	A	Louisiana	67 64
																204	H	Louisiana	73 79
																237	A	Appalachian St.	81 61
																237	H	Appalachian St.	84 55
																249	H	South Alabama	85 68
																255	H	Jacksonville St.	94 64
																256	H	Texas St.	84 50
																262	H	Arkansas St.	79 64
																292	H	ETSU	79 61
																294	A	Ga. Southern	79 69
																312	A	Georgia St.	71 57
																350	A	La.-Monroe	72 65
																350	H	La.-Monroe	77 65
LAST 10 Division I																			
262	H	Arkansas St.	79 64	350	H	La.-Monroe	77 65	249	H	South Alabama	85 68	107	H	UT Arlington	85 69	256	H	Texas St.	84 50
190	H	Little Rock	77 59	237	A	Appalachian St.	81 61	512	A	Georgia St.	71 57	262	H	Arkansas St.	79 64	292	H	ETSU	79 61
73	A	Coastal Caro.	103 124	204	A	Louisiana	67 64	294	A	Ga. Southern	79 69	312	A	Georgia St.	71 57	350	A	La.-Monroe	72 65

Non-Div I Games: AUM 72 42 Fort Valley St. 101 52

Troy

Average RPI Win:	185	WON-LOST	WINNING	LAST 10	STRENGTH OF	OPP. STRENGTH	TEAM	ADJ.	CONF.	ADJ CONF.
Average RPI Loss:	92	RECORD	PCT. RANK	GAMES	SCHEDULE	OF SCHEDULE	RPI	RPI	RPI	RPI
DIV. I ONLY	19- 7	48	8-2	108	117	51	51	13	13	
DIV. I NON-CONF.	9- 2	37	0	159	59	52	52	16	16	
TOTALS	RPI 1-25	RPI 26-50	W-L RECORDS	RPI 51-100	RPI 101-150	RPI 150+				
19- 7	0- 1	1- 2	OVERALL	2- 2	4- 0	12- 2				
10- 2	0- 0	1- 1	HOME	1- 1	1- 0	7- 0				
7- 5	0- 1	0- 1	AWAY	0- 1	3- 0	4- 2				
2- 0	0- 0	0- 0	NEUTRAL	1- 0	0- 0	1- 0				
9- 2	0- 1	0- 0	NON-CONFERENCE	1- 1	3- 0	5- 0				
4- 1	0- 0	0- 0	HOME	0- 1	1- 0	3- 0				
3- 1	0- 1	0- 0	AWAY	0- 0	2- 0	1- 0				
2- 0	0- 0	0- 0	NEUTRAL	1- 0	0- 0	1- 0				
10- 5	0- 0	1- 2	CONFERENCE	1- 1	1- 0	7- 2				
6- 1	0- 0	1- 1	HOME	1- 0	0- 0	4- 0				
4- 4	0- 0	0- 1	AWAY	0- 1	1- 0	3- 2				
0- 0	0- 0	0- 0	NEUTRAL	0- 0	0- 0	0- 0				

RPI 1-25				RPI 26-50				RPI 51-100				Team's RPI: 51		RPI 101+			
RPI	S	Opponent	Score	RPI	S	Opponent	Score	RPI	S	Opponent	Score			RPI	S	Opponent	Score
24	A	Kentucky	39 86	28	A	Old Dominion	51 54	60	A	Middle Tenn.	59 83			112	H	Richmond	78 59
				28	H	Old Dominion	63 59	65	H	Rice	62 51			115	A	Wake Forest	77 65
				32	H	Western Ky.	56 60	77	N	Boston College	84 68			122	A	UAB	83 75
								82	H	Fordham	51 76			126	A	Davidson	75 64
														159	N	Tulane	60 56
														176	H	Delaware	61 57
														193	H	Gardner-Webb	74 49
														199	A	Fla. Atlantic	44 65
														201	A	Southern Miss.	59 55
														201	H	Southern Miss.	63 59
														221	A	UTEP	76 82
														229	H	Marshall	52 46
														247	A	East Carolina	59 47
														259	H	North Texas	72 59
														270	H	Louisiana Tech	55 37
														305	A	FIU	64 50
														311	A	UTSA	67 47
														326	H	UMES	64 44
LAST 10 Division I																	
				201	A	Southern Miss.	59 55					221	A	UTEP	76 82		
				28	H	Old Dominion	63 59					201	H	Southern Miss.	63 59		
				65	H	Rice	62 51					270	H	Louisiana Tech	55 37		
				259	H	North Texas	72 59					305	A	FIU	64 50		
				311	A	UTSA	67 47					199	A	Fla. Atlantic	44 65		

Non-Div I Games:

Charlotte

■ Loss,
 ■ Non-Conf, S Site,
 ■ Home
 ■ Away
 N Neutral

Average RPI Win:	176	WON-LOST	WINNING	LAST 10	STRENGTH OF	OPP. STRENGTH	TEAM	ADJ.	CONF.	ADJ CONF.
Average RPI Loss:	61	RECORD	PCT. RANK	GAMES	SCHEDULE	OF SCHEDULE	RPI	RPI	RPI	RPI
DIV. I ONLY	20- 8	55	9-1	102	78	52	52	12	12	
DIV. I NON-CONF.	7- 7	164	0	133	13	136	136	12	12	
TOTALS	RPI 1-25	RPI 26-50	W-L RECORDS	RPI 51-100	RPI 101-150	RPI 150+				
20- 8	0- 4	0- 0	OVERALL	2- 1	8- 3	10- 0				
10- 2	0- 2	0- 0	HOME	2- 0	3- 0	5- 0				
8- 3	0- 1	0- 0	AWAY	0- 1	5- 1	3- 0				
2- 3	0- 1	0- 0	NEUTRAL	0- 0	0- 2	2- 0				
7- 7	0- 4	0- 0	NON-CONFERENCE	0- 0	1- 3	6- 0				
3- 2	0- 2	0- 0	HOME	0- 0	0- 0	3- 0				
2- 2	0- 1	0- 0	AWAY	0- 0	1- 1	1- 0				
2- 3	0- 1	0- 0	NEUTRAL	0- 0	0- 2	2- 0				
13- 1	0- 0	0- 0	CONFERENCE	2- 1	7- 0	4- 0				
7- 0	0- 0	0- 0	HOME	2- 0	3- 0	2- 0				
6- 1	0- 0	0- 0	AWAY	0- 1	4- 0	2- 0				
0- 0	0- 0	0- 0	NEUTRAL	0- 0	0- 0	0- 0				

RPI	S	Opponent	Score
2	H	South Carolina	49 75
6	H	UConn	37 75
14	N	Gonzaga	65 76
19	A	Central Mich.	80 81

RPI	S	Opponent	Score
-----	---	----------	-------

RPI	S	Opponent	Score
82	A	Fordham	38 50
82	H	Fordham	48 44
96	H	Saint Louis	48 47

RPI	S	Opponent	Score
104	H	VCU	72 67
108	N	Auburn	74 76
112	A	Richmond	65 51
115	N	Wake Forest	59 78
126	A	Davidson	55 49
127	H	Duquesne	54 41
130	A	Northeastern	71 60
139	A	George Washington	66 50
139	H	George Washington	50 44
141	A	Buffalo	59 67
146	A	Massachusetts	52 51
172	A	La Salle	98 58
175	A	Toledo	60 42
207	H	Rhode Island	71 60
210	N	Maine	78 49
227	A	Saint Joseph's	59 44
230	H	George Mason	59 55
247	N	East Carolina	94 68
252	H	Lipscomb	82 60
276	H	Morehead St.	58 41
330	H	Coppin St.	78 48

LAST 10 Division I

82	A	Fordham	38 50	126	A	Davidson	55 49
139	H	George Washington	50 44	227	A	Saint Joseph's	59 44
104	H	VCU	72 67	82	H	Fordham	48 44
146	A	Massachusetts	52 51	139	A	George Washington	66 50
207	H	Rhode Island	71 60	96	H	Saint Louis	48 47

Non-Div I Games:

Dayton

■ Loss,
 ■ Non-Conf,
 S Site,
 ■ Home
 ■ Away
 N Neutral

Average RPI Win: 211	WON-LOST	WINNING	LAST 10	STRENGTH OF	OPP. STRENGTH	TEAM	ADJ.	CONF.	ADJ CONF.
Average RPI Loss: 111	RECORD	PCT. RANK	GAMES	SCHEDULE	OF SCHEDULE	RPI	RPI	RPI	RPI
DIV. I ONLY	19- 7	48	9-1	144	210	53	53	22	22
DIV. I NON-CONF.	5- 5	164	0	50	35	75	75	19	19
TOTALS	RPI 1-25	RPI 26-50	W-L RECORDS	RPI 51-100	RPI 101-150	RPI 150+			
19- 7	0- 0	0- 2	OVERALL	3- 3	1- 0	15- 2			
10- 0	0- 0	0- 0	HOME	2- 0	0- 0	8- 0			
7- 7	0- 0	0- 2	AWAY	0- 3	1- 0	6- 2			
2- 0	0- 0	0- 0	NEUTRAL	1- 0	0- 0	1- 0			
5- 5	0- 0	0- 2	NON-CONFERENCE	3- 3	0- 0	2- 0			
3- 0	0- 0	0- 0	HOME	2- 0	0- 0	1- 0			
0- 5	0- 0	0- 2	AWAY	0- 3	0- 0	0- 0			
2- 0	0- 0	0- 0	NEUTRAL	1- 0	0- 0	1- 0			
14- 2	0- 0	0- 0	CONFERENCE	0- 0	1- 0	13- 2			
7- 0	0- 0	0- 0	HOME	0- 0	0- 0	7- 0			
7- 2	0- 0	0- 0	AWAY	0- 0	1- 0	6- 2			
0- 0	0- 0	0- 0	NEUTRAL	0- 0	0- 0	0- 0			

RPI S	Opponent	Score	RPI S	Opponent	Score	RPI S	Opponent	Score	RPI S	Opponent	Score
47	A UT Martin	51 57	49	A Ohio	64 70	63	N St. John's (NY)	85 78	145	A Green Bay	54 42
						68	H Ball St.	65 48	155	A Wright St.	62 58
						74	A UNI	50 51	155	H Wright St.	80 60
						87	A Butler	61 64	179	N Elon	59 53
						95	H Southern Ill.	81 78	184	A Northern Ky.	62 65
						98	A Miami (FL)	65 74	184	H Northern Ky.	89 61
									191	A Cleveland St.	78 53
									191	H Cleveland St.	58 48
									236	A Youngstown St.	73 75
									236	H Youngstown St.	77 69
									239	A Milwaukee	75 52
									239	H Milwaukee	60 53
									283	H Eastern Ky.	72 42
									286	A Oakland	89 63
									286	H Oakland	76 41
									333	A Detroit Mercy	95 54
									333	H Detroit Mercy	82 45
									341	A UIC	88 49
LAST 10 Division I											
239	H Milwaukee	60 53	236	H Youngstown St.	77 69						
184	A Northern Ky.	62 65	191	H Cleveland St.	58 48						
155	A Wright St.	62 58	341	A UIC	88 49						
286	A Oakland	89 63	239	A Milwaukee	75 52						
333	A Detroit Mercy	95 54	145	A Green Bay	54 42						

Non-Div I Games: Ind.-Northwest 103 45

IUPUI

■ Loss,
 ■ Non-Conf, S Site,
 ■ Home
 ■ Away
 N Neutral

Average RPI Win:	254	WON-LOST	WINNING	LAST 10	STRENGTH OF	OPP. STRENGTH	TEAM	ADJ.	CONF.	ADJ CONF.
Average RPI Loss:	34	RECORD	PCT. RANK	GAMES	SCHEDULE	OF SCHEDULE	RPI	RPI	RPI	RPI
DIV. I ONLY	24- 1	3	10-0	304	306	54	54	27	27	
DIV. I NON-CONF.	11- 1	13	0	304	275	68	68	28	28	
TOTALS	RPI 1-25	RPI 26-50	W-L RECORDS	RPI 51-100	RPI 101-150	RPI 150+				
24- 1	0- 0	0- 1	OVERALL	1- 0	1- 0	22- 0				
11- 0	0- 0	0- 0	HOME	1- 0	0- 0	10- 0				
11- 1	0- 0	0- 1	AWAY	0- 0	0- 0	11- 0				
2- 0	0- 0	0- 0	NEUTRAL	0- 0	1- 0	1- 0				
11- 1	0- 0	0- 1	NON-CONFERENCE	1- 0	1- 0	9- 0				
4- 0	0- 0	0- 0	HOME	1- 0	0- 0	3- 0				
5- 1	0- 0	0- 1	AWAY	0- 0	0- 0	5- 0				
2- 0	0- 0	0- 0	NEUTRAL	0- 0	1- 0	1- 0				
13- 0	0- 0	0- 0	CONFERENCE	0- 0	0- 0	13- 0				
7- 0	0- 0	0- 0	HOME	0- 0	0- 0	7- 0				
6- 0	0- 0	0- 0	AWAY	0- 0	0- 0	6- 0				
0- 0	0- 0	0- 0	NEUTRAL	0- 0	0- 0	0- 0				

RPI 1-25			RPI 26-50			RPI 51-100			Team's RPI: 54	RPI 101+		
RPI	S	Opponent	Score	RPI	S	Opponent	Score	RPI	S	Opponent	Score	
34	A	Arkansas	58 88	62	H	Bucknell	78 73	147	N	Western Mich.	50 47	
								166	A	Binghamton	67 60	
								166	H	Binghamton	58 54	
								206	H	Manhattan	59 54	
								210	H	Maine	73 69	
								226	H	Iona	59 40	
								233	A	UMass Lowell	89 69	
								233	H	UMass Lowell	60 41	
								245	N	Morgan St.	63 56	
								268	A	New Hampshire	53 44	
								268	H	New Hampshire	52 50	
								284	A	UMBC	66 49	
								284	H	UMBC	57 45	
								287	A	Wagner	66 45	
								291	A	Pittsburgh	59 56	
								296	A	Vermont	72 68	
								296	H	Vermont	67 49	
								303	A	St. Francis Brooklyn	86 73	
								310	H	Sacred Heart	54 50	
								320	A	Albany (NY)	73 53	
								323	A	Hofstra	81 38	
								336	A	LIU Brooklyn	80 49	
								347	H	Hartford	66 55	
LAST 10 Division I												
296	A	Vermont	72 68	233	H	UMass Lowell	60 41					
166	H	Binghamton	58 54	166	A	Binghamton	67 60					
268	H	New Hampshire	52 50	320	A	Albany (NY)	73 53					
233	A	UMass Lowell	89 69	347	H	Hartford	66 55					
284	A	UMBC	66 49	268	A	New Hampshire	53 44					

Non-Div I Games: Molloy 66 49

Stony Brook

Average RPI Win:	191	WON-LOST	WINNING	LAST 10	STRENGTH OF	OPP. STRENGTH	TEAM	ADJ.	CONF.	ADJ CONF.
Average RPI Loss:	65	RECORD	PCT. RANK	GAMES	SCHEDULE	OF SCHEDULE	RPI	RPI	RPI	RPI
DIV. I ONLY	16- 5	39	7-3	181	89	55	55	7	7	
DIV. I NON-CONF.	9- 3	63	0-2	289	89	97	97	8	8	
TOTALS	RPI 1-25	RPI 26-50	W-L RECORDS	RPI 51-100	RPI 101-150	RPI 150+				
16- 5	0- 1	1- 1	OVERALL	2- 3	1- 0	12- 0				
9- 1	0- 1	1- 0	HOME	1- 0	1- 0	6- 0				
7- 4	0- 0	0- 1	AWAY	1- 3	0- 0	6- 0				
0- 0	0- 0	0- 0	NEUTRAL	0- 0	0- 0	0- 0				
9- 3	0- 0	1- 1	NON-CONFERENCE	0- 2	0- 0	8- 0				
5- 0	0- 0	1- 0	HOME	0- 0	0- 0	4- 0				
4- 3	0- 0	0- 1	AWAY	0- 2	0- 0	4- 0				
0- 0	0- 0	0- 0	NEUTRAL	0- 0	0- 0	0- 0				
7- 2	0- 1	0- 0	CONFERENCE	2- 1	1- 0	4- 0				
4- 1	0- 1	0- 0	HOME	1- 0	1- 0	2- 0				
3- 1	0- 0	0- 0	AWAY	1- 1	0- 0	2- 0				
0- 0	0- 0	0- 0	NEUTRAL	0- 0	0- 0	0- 0				

RPI	S	Opponent	Score	RPI	S	Opponent	Score	RPI	S	Opponent	Score	RPI	S	Opponent	Score
15	H	Princeton	55 75	31	A	Duke	50 66	66	A	Yale	53 51	125	H	Columbia	86 84
				44	H	Drexel	53 49	89	A	Villanova	58 70	164	A	Dartmouth	66 33
								91	A	Temple	72 76	164	H	Dartmouth	67 31
								100	A	Harvard	51 58	172	A	La Salle	65 49
								100	H	Harvard	70 48	182	H	Cornell	63 41
												198	A	Hawaii	70 55
												217	H	Stetson	81 41
												222	A	Brown	85 73
												226	H	Iona	74 42
												227	A	Saint Joseph's	55 45
												277	H	Siena	92 44
												325	A	NJIT	85 51
												347	H	Hartford	74 46
LAST 10 Division I															
100	H	Harvard	70 48	125	H	Columbia	86 84								
164	H	Dartmouth	67 31	164	A	Dartmouth	66 33								
66	A	Yale	53 51	100	A	Harvard	51 58								
222	A	Brown	85 73	91	A	Temple	72 76								
182	H	Cornell	63 41	89	A	Villanova	58 70								

Non-Div I Games: Chaminade 90 39

Penn

Average RPI Win:	97	WON-LOST	WINNING	LAST 10	STRENGTH OF	OPP. STRENGTH	TEAM	ADJ.	CONF.	ADJ CONF.
Average RPI Loss:	65	RECORD	PCT. RANK	GAMES	SCHEDULE	OF SCHEDULE	RPI	RPI	RPI	RPI
DIV. I ONLY	12- 14	194	2-8	1	47	56	56	3	3	
DIV. I NON-CONF.	7- 5	131	0	4	134	47	47	3	3	
TOTALS	RPI 1-25	RPI 26-50	W-L RECORDS	RPI 51-100	RPI 101-150	RPI 150+				
12- 14	0- 5	4- 4	OVERALL	3- 2	3- 0	2- 3				
9- 6	0- 3	3- 2	HOME	2- 1	2- 0	2- 0				
3- 7	0- 1	1- 2	AWAY	1- 1	1- 0	0- 3				
0- 1	0- 1	0- 0	NEUTRAL	0- 0	0- 0	0- 0				
7- 5	0- 2	2- 1	NON-CONFERENCE	1- 0	2- 0	2- 2				
7- 1	0- 1	2- 0	HOME	1- 0	2- 0	2- 0				
0- 3	0- 0	0- 1	AWAY	0- 0	0- 0	0- 2				
0- 1	0- 1	0- 0	NEUTRAL	0- 0	0- 0	0- 0				
5- 9	0- 3	2- 3	CONFERENCE	2- 2	1- 0	0- 1				
2- 5	0- 2	1- 2	HOME	1- 1	0- 0	0- 0				
3- 4	0- 1	1- 1	AWAY	1- 1	1- 0	0- 1				
0- 0	0- 0	0- 0	NEUTRAL	0- 0	0- 0	0- 0				

RPI 1-25				RPI 26-50				RPI 51-100				RPI 101+			
RPI	S	Opponent	Score	RPI	S	Opponent	Score	RPI	S	Opponent	Score	RPI	S	Opponent	Score
5	A	Baylor	69 101	26	H	LSU	90 68	57	A	West Virginia	73 49	113	H	Abilene Christian	78 65
5	H	Baylor	56 77	30	H	Drake	93 84	57	H	West Virginia	68 58	121	A	Kansas	94 82
6	N	UConn	53 97	32	A	Western Ky.	63 74	94	A	Kansas St.	74 92	122	H	UAB	82 75
9	H	Missouri St.	90 96	43	A	Iowa St.	59 63	94	H	Kansas St.	85 87	152	A	Texas Tech	84 89
18	H	TCU	63 82	43	H	Iowa St.	81 72	97	H	SFA	75 62	154	H	Sam Houston St.	95 71
				46	A	Oklahoma St.	77 75					163	A	Wichita St.	83 88
				46	H	Oklahoma St.	69 73					192	A	Houston	69 85
				48	H	Texas	53 70					298	H	Prairie View	94 48
LAST 10 Division I															
5	A	Baylor	69 101	121	A	Kansas	94 82								
94	H	Kansas St.	85 87	48	H	Texas	53 70								
46	H	Oklahoma St.	69 73	94	A	Kansas St.	74 92								
43	A	Iowa St.	59 63	152	A	Texas Tech	84 89								
57	H	West Virginia	68 58	18	H	TCU	63 82								

Non-Div I Games:

Oklahoma

West Virginia

Through Games Of Feb. 22, 2020

Average RPI Win:	151	WON-LOST	WINNING	LAST 10	STRENGTH OF	OPP. STRENGTH	TEAM	ADJ.	CONF.	ADJ CONF.
Average RPI Loss:	46	RECORD	PCT. RANK	GAMES	SCHEDULE	OF SCHEDULE	RPI	RPI	RPI	RPI
DIV. I ONLY	16- 9	82	3-7	61	23	57	57	3	3	
DIV. I NON-CONF.	10- 1	20	0	145	149	35	35	3	3	
TOTALS	RPI 1-25	RPI 26-50	W-L RECORDS	RPI 51-100	RPI 101-150	RPI 150+				
16- 9	1- 2	2- 4	OVERALL	3- 3	2- 0	8- 0				
9- 3	0- 0	2- 1	HOME	0- 2	1- 0	6- 0				
3- 5	1- 2	0- 2	AWAY	1- 1	1- 0	0- 0				
4- 1	0- 0	0- 1	NEUTRAL	2- 0	0- 0	2- 0				
10- 1	1- 0	0- 1	NON-CONFERENCE	2- 0	0- 0	7- 0				
5- 0	0- 0	0- 0	HOME	0- 0	0- 0	5- 0				
1- 0	1- 0	0- 0	AWAY	0- 0	0- 0	0- 0				
4- 1	0- 0	0- 1	NEUTRAL	2- 0	0- 0	2- 0				
6- 8	0- 2	2- 3	CONFERENCE	1- 3	2- 0	1- 0				
4- 3	0- 0	2- 1	HOME	0- 2	1- 0	1- 0				
2- 5	0- 2	0- 2	AWAY	1- 1	1- 0	0- 0				
0- 0	0- 0	0- 0	NEUTRAL	0- 0	0- 0	0- 0				

RPI S	Opponent	Score	RPI S	Opponent	Score	RPI S	Opponent	Score	RPI S	Opponent	Score
5	A Baylor	51 91	41	N Creighton	75 82	56	A Oklahoma	58 68	121	A Kansas	68 49
11	A Mississippi St.	71 65	43	H Iowa St.	79 71	56	H Oklahoma	49 73	121	H Kansas	60 53
18	A TCU	60 73	46	A Oklahoma St.	57 60	71	N Michigan St.	63 57	152	H Texas Tech	67 60
			46	H Oklahoma St.	55 57	93	N Syracuse	71 69	182	H Cornell	68 62
			48	A Texas	44 50	94	A Kansas St.	74 63	187	N Norfolk St.	72 55
			48	H Texas	68 63	94	H Kansas St.	55 56	200	H Radford	74 37
									213	N New Mexico	73 60
									251	H Saint Francis (PA)	74 45
									306	H Presbyterian	56 40
									330	H Coppin St.	82 47
LAST 10 Division I											
121	H Kansas	60 53	56	A Oklahoma	58 68						
48	A Texas	44 50	43	H Iowa St.	79 71						
152	H Texas Tech	67 60	18	A TCU	60 73						
94	H Kansas St.	55 56	46	H Oklahoma St.	55 57						
46	A Oklahoma St.	57 60	5	A Baylor	51 91						

Non-Div I Games:

West Virginia

Loss, Non-Conf, S Site, H Home A Away N Neutral

Average RPI Win:	217	WON-LOST	WINNING	LAST 10	STRENGTH OF	OPP. STRENGTH	TEAM	ADJ.	CONF.	ADJ CONF.
Average RPI Loss:	77	RECORD	PCT. RANK	GAMES	SCHEDULE	OF SCHEDULE	RPI	RPI	RPI	RPI
DIV. I ONLY	19- 8	57	9-1	110	170	58	58	20	20	
DIV. I NON-CONF.	5- 6	187	0	18	12	70	70	23	23	
TOTALS	RPI 1-25	RPI 26-50	W-L RECORDS	RPI 51-100	RPI 101-150	RPI 150+				
19- 8	0- 1	1- 5	OVERALL	1- 0	1- 0	16- 2				
12- 0	0- 0	1- 0	HOME	1- 0	0- 0	10- 0				
7- 6	0- 0	0- 4	AWAY	0- 0	1- 0	6- 2				
0- 2	0- 1	0- 1	NEUTRAL	0- 0	0- 0	0- 0				
5- 6	0- 1	1- 4	NON-CONFERENCE	1- 0	0- 0	3- 1				
4- 0	0- 0	1- 0	HOME	1- 0	0- 0	2- 0				
1- 4	0- 0	0- 3	AWAY	0- 0	0- 0	1- 1				
0- 2	0- 1	0- 1	NEUTRAL	0- 0	0- 0	0- 0				
14- 2	0- 0	0- 1	CONFERENCE	0- 0	1- 0	13- 1				
8- 0	0- 0	0- 0	HOME	0- 0	0- 0	8- 0				
6- 2	0- 0	0- 1	AWAY	0- 0	1- 0	5- 1				
0- 0	0- 0	0- 0	NEUTRAL	0- 0	0- 0	0- 0				

RPI 1-25				RPI 26-50				RPI 51-100				Team's RPI: 58		RPI 101+			
RPI	S	Opponent	Score	RPI	S	Opponent	Score	RPI	S	Opponent	Score			RPI	S	Opponent	Score
3	N	Maryland	26 90	29	N	Virginia Tech	58 60	60	H	Middle Tenn.	68 57			118	A	Southeast Mo. St.	57 45
				32	A	Western Ky.	46 77							175	A	Toledo	48 53
				34	A	Arkansas	60 91							177	A	Austin Peay	53 52
				37	A	Marquette	51 53							177	H	Austin Peay	69 46
				40	H	UCF	72 37							184	H	Northern Ky.	62 45
				47	A	UT Martin	57 74							195	H	Chattanooga	63 50
														209	A	Tennessee Tech	59 47
														214	H	Eastern Ill.	69 45
														228	A	Murray St.	86 56
														228	H	Murray St.	70 53
														252	A	Lipscomb	69 68
														255	A	Jacksonville St.	41 60
														255	H	Jacksonville St.	61 49
														276	A	Morehead St.	63 56
														276	H	Morehead St.	71 62
														283	A	Eastern Ky.	85 46
														283	H	Eastern Ky.	68 48
														332	H	Tennessee St.	70 58
														340	H	SIUE	69 48
LAST 10 Division I																	
				283	A	Eastern Ky.	85 46					228	H	Murray St.	70 53		
				276	A	Morehead St.	63 56					255	A	Jacksonville St.	41 60		
				255	H	Jacksonville St.	61 49					209	A	Tennessee Tech	59 47		
				332	H	Tennessee St.	70 58					177	A	Austin Peay	53 52		
				177	H	Austin Peay	69 46					228	A	Murray St.	86 56		

Non-Div I Games:

Belmont

■ Loss,
 ■ Non-Conf,
 ■ S Site,
 ■ H Home
 ■ A Away
 N Neutral

Average RPI Win:	114	WON-LOST	WINNING	LAST 10	STRENGTH OF	OPP. STRENGTH	TEAM	ADJ.	CONF.	ADJ CONF.
Average RPI Loss:	46	RECORD	PCT. RANK	GAMES	SCHEDULE	OF SCHEDULE	RPI	RPI	RPI	RPI
DIV. I ONLY	11- 15	223	4-6	3	25	59	59	5	5	
DIV. I NON-CONF.	5- 6	187	0	1	23	33	33	4	4	
TOTALS	RPI 1-25	RPI 26-50	W-L RECORDS	RPI 51-100	RPI 101-150	RPI 150+				
11- 15	0- 7	3- 3	OVERALL	4- 2	1- 3	3- 0				
8- 4	0- 2	3- 1	HOME	3- 0	1- 1	1- 0				
3- 10	0- 4	0- 2	AWAY	1- 2	0- 2	2- 0				
0- 1	0- 1	0- 0	NEUTRAL	0- 0	0- 0	0- 0				
5- 6	0- 4	2- 1	NON-CONFERENCE	1- 1	0- 0	2- 0				
3- 2	0- 2	2- 0	HOME	1- 0	0- 0	0- 0				
2- 3	0- 1	0- 1	AWAY	0- 1	0- 0	2- 0				
0- 1	0- 1	0- 0	NEUTRAL	0- 0	0- 0	0- 0				
6- 9	0- 3	1- 2	CONFERENCE	3- 1	1- 3	1- 0				
5- 2	0- 0	1- 1	HOME	2- 0	1- 1	1- 0				
1- 7	0- 3	0- 1	AWAY	1- 1	0- 2	0- 0				
0- 0	0- 0	0- 0	NEUTRAL	0- 0	0- 0	0- 0				

RPI 1-25				RPI 26-50				RPI 51-100 Team's RPI: 59				RPI 101+			
RPI	S	Opponent	Score	RPI	S	Opponent	Score	RPI	S	Opponent	Score	RPI	S	Opponent	Score
4	A	Louisville	56 71	28	H	Old Dominion	56 53	62	H	Bucknell	84 60	106	A	North Carolina	68 78
6	A	UConn	44 83	29	H	Virginia Tech	61 69	77	A	Boston College	69 52	106	H	North Carolina	47 65
8	H	UCLA	62 73	31	A	Duke	47 62	79	A	Georgia Tech	51 61	115	A	Wake Forest	56 62
11	N	Mississippi St.	59 72	31	H	Duke	66 63	85	A	Southern California	49 59	116	H	Notre Dame	90 60
20	A	NC State	60 80	39	H	James Madison	55 49	93	H	Syracuse	57 41	208	A	UNLV	63 55
24	H	Kentucky	47 50	45	A	Rutgers	63 73	98	H	Miami (FL)	69 64	223	H	Clemson	70 54
25	A	Florida St.	55 63									280	A	CSUN	72 47
LAST 10 Division I															
31	A	Duke	47 62	106	A	North Carolina	68 78								
98	H	Miami (FL)	69 64	116	H	Notre Dame	90 60								
25	A	Florida St.	55 63	4	A	Louisville	56 71								
223	H	Clemson	70 54	29	H	Virginia Tech	61 69								
93	H	Syracuse	57 41	115	A	Wake Forest	56 62								

Non-Div I Games:

Virginia

■ Loss,
■ Non-Conf, S Site,
■ Home
■ Away
N Neutral

Tennessee

Through Games Of Feb. 22, 2020

Average RPI Win:	200	WON-LOST	WINNING	LAST 10	STRENGTH OF	OPP. STRENGTH	TEAM	ADJ.	CONF.	ADJ CONF.
Average RPI Loss:	19	RECORD	PCT. RANK	GAMES	SCHEDULE	OF SCHEDULE	RPI	RPI	RPI	RPI
DIV. I ONLY	17- 9	77	4-6	76	57	61	61	4	4	
DIV. I NON-CONF.	10- 3	57	0-1	273	145	109	109	5	5	
TOTALS	RPI 1-25	RPI 26-50	W-L RECORDS	RPI 51-100	RPI 101-150	RPI 150+				
17- 9	0- 6	1- 3	OVERALL	2- 0	4- 0	10- 0				
11- 3	0- 2	1- 1	HOME	2- 0	1- 0	7- 0				
6- 6	0- 4	0- 2	AWAY	0- 0	3- 0	3- 0				
0- 0	0- 0	0- 0	NEUTRAL	0- 0	0- 0	0- 0				
10- 3	0- 2	0- 1	NON-CONFERENCE	0- 0	1- 0	9- 0				
7- 1	0- 0	0- 1	HOME	0- 0	0- 0	7- 0				
3- 2	0- 2	0- 0	AWAY	0- 0	1- 0	2- 0				
0- 0	0- 0	0- 0	NEUTRAL	0- 0	0- 0	0- 0				
7- 6	0- 4	1- 2	CONFERENCE	2- 0	3- 0	1- 0				
4- 2	0- 2	1- 0	HOME	2- 0	1- 0	0- 0				
3- 4	0- 2	0- 2	AWAY	0- 0	2- 0	1- 0				
0- 0	0- 0	0- 0	NEUTRAL	0- 0	0- 0	0- 0				

RPI 1-25				RPI 26-50				RPI 51-100				Team's RPI: 61		RPI 101+			
RPI	S	Opponent	Score	RPI	S	Opponent	Score	RPI	S	Opponent	Score			RPI	S	Opponent	Score
2	A	South Carolina	48 69	26	A	LSU	65 75	80	H	Alabama	65 63			116	A	Notre Dame	74 63
6	A	UConn	45 60	26	H	LSU	63 58	84	H	Georgia	73 56			117	A	Vanderbilt	78 69
7	A	Stanford	51 78	34	A	Arkansas	75 83							132	H	Missouri	77 66
11	H	Mississippi St.	55 72	48	H	Texas	60 66							138	A	Florida	78 50
13	H	Texas A&M	71 73											216	A	Portland St.	88 61
24	A	Kentucky	76 80											217	H	Stetson	73 46
														243	H	Central Ark.	63 36
														244	H	Howard	88 38
														265	H	Colorado St.	79 41
														278	A	Ole Miss	84 28
														290	H	Air Force	81 54
														292	A	ETSU	72 68
														332	H	Tennessee St.	73 43
														335	H	Ark.-Pine Bluff	92 51
LAST 10 Division I																	
34	A	Arkansas	75 83	117	A	Vanderbilt	78 69										
13	H	Texas A&M	71 73	26	H	LSU	63 58										
26	A	LSU	65 75	6	A	UConn	45 60										
11	H	Mississippi St.	55 72	80	H	Alabama	65 63										
2	A	South Carolina	48 69	138	A	Florida	78 50										

Non-Div I Games:

Tennessee

■ Loss,
 ■ Non-Conf,
 ■ S Site,
 ■ Home
 ■ Away
 N Neutral

Average RPI Win: 202	WON-LOST	WINNING	LAST 10	STRENGTH OF	OPP. STRENGTH	TEAM	ADJ.	CONF.	ADJ CONF.
Average RPI Loss: 133	RECORD	PCT. RANK	GAMES	SCHEDULE	OF SCHEDULE	RPI	RPI	RPI	RPI
DIV. I ONLY	20- 6	36	8-2	178	163	62	62	15	15
DIV. I NON-CONF.	7- 4	100	0	127	179	87	87	15	15
TOTALS	RPI 1-25	RPI 26-50	W-L RECORDS	RPI 51-100	RPI 101-150	RPI 150+			
20- 6	0- 0	1- 0	OVERALL	2- 3	4- 1	13- 2			
11- 1	0- 0	1- 0	HOME	1- 1	2- 0	7- 0			
7- 5	0- 0	0- 0	AWAY	0- 2	2- 1	5- 2			
2- 0	0- 0	0- 0	NEUTRAL	1- 0	0- 0	1- 0			
7- 4	0- 0	1- 0	NON-CONFERENCE	1- 3	0- 0	5- 1			
3- 1	0- 0	1- 0	HOME	0- 1	0- 0	2- 0			
2- 3	0- 0	0- 0	AWAY	0- 2	0- 0	2- 1			
2- 0	0- 0	0- 0	NEUTRAL	1- 0	0- 0	1- 0			
13- 2	0- 0	0- 0	CONFERENCE	1- 0	4- 1	8- 1			
8- 0	0- 0	0- 0	HOME	1- 0	2- 0	5- 0			
5- 2	0- 0	0- 0	AWAY	0- 0	2- 1	3- 1			
0- 0	0- 0	0- 0	NEUTRAL	0- 0	0- 0	0- 0			

RPI 1-25				RPI 26-50				RPI 51-100				Team's RPI: 62	RPI 101+			
RPI	S	Opponent	Score	RPI	S	Opponent	Score	RPI	S	Opponent	Score		RPI	S	Opponent	Score
				44	H	Drexel	60 49	54	A	Stony Brook	73 78		124	A	Holy Cross	51 40
								59	A	Virginia	60 84		124	H	Holy Cross	63 45
								75	N	Cincinnati	56 48		128	A	Lehigh	71 50
								88	H	Colgate	66 43		128	H	Lehigh	67 56
								91	H	Temple	61 72		135	A	Boston U.	48 52
													174	H	Lafayette	50 36
													181	A	American	60 57
													181	H	American	68 43
													188	A	Quinnipiac	69 76
													230	A	George Mason	64 51
													244	N	Howard	70 60
													251	A	Saint Francis (PA)	70 46
													269	A	Loyola Maryland	50 60
													269	H	Loyola Maryland	66 42
													293	H	St. Bonaventure	68 60
													295	A	Army West Point	63 52
													295	H	Army West Point	77 46
													299	H	Monmouth	71 37
													307	A	Navy	61 34
													307	H	Navy	75 65
LAST 10 Division I																
				128	H	Lehigh	67 56	135	A	Boston U.	48 52					
				124	H	Holy Cross	63 45	295	H	Army West Point	77 46					
				181	A	American	60 57	269	A	Loyola Maryland	50 60					
				307	H	Navy	75 65	88	H	Colgate	66 43					
				269	H	Loyola Maryland	66 42	128	A	Lehigh	71 50					

Non-Div I Games:

Bucknell

■ Loss,
 ■ Non-Conf,
 ■ S Site,
 ■ H Home
 ■ A Away
 N Neutral

St. John's (NY)

Through Games Of Feb. 22, 2020

Average RPI Win:	159	WON-LOST	WINNING	LAST 10	STRENGTH OF	OPP. STRENGTH	TEAM	ADJ.	CONF.	ADJ CONF.
Average RPI Loss:	72	RECORD	PCT. RANK	GAMES	SCHEDULE	OF SCHEDULE	RPI	RPI	RPI	RPI
DIV. I ONLY	16- 11	117	6-4	53	81	63	63	6	6	
DIV. I NON-CONF.	7- 4	100	0	59	198	55	55	6	6	
TOTALS	RPI 1-25	RPI 26-50	W-L RECORDS	RPI 51-100	RPI 101-150	RPI 150+				
16- 11	0- 3	2- 3	OVERALL	4- 3	2- 0	8- 2				
9- 3	0- 1	1- 1	HOME	1- 1	2- 0	5- 0				
7- 7	0- 2	1- 2	AWAY	3- 1	0- 0	3- 2				
0- 1	0- 0	0- 0	NEUTRAL	0- 1	0- 0	0- 0				
7- 4	0- 1	0- 1	NON-CONFERENCE	1- 1	2- 0	4- 1				
5- 0	0- 0	0- 0	HOME	0- 0	2- 0	3- 0				
2- 3	0- 1	0- 1	AWAY	1- 0	0- 0	1- 1				
0- 1	0- 0	0- 0	NEUTRAL	0- 1	0- 0	0- 0				
9- 7	0- 2	2- 2	CONFERENCE	3- 2	0- 0	4- 1				
4- 3	0- 1	1- 1	HOME	1- 1	0- 0	2- 0				
5- 4	0- 1	1- 1	AWAY	2- 1	0- 0	2- 1				
0- 0	0- 0	0- 0	NEUTRAL	0- 0	0- 0	0- 0				

RPI 1-25				RPI 26-50				RPI 51-100 Team's RPI: 63				RPI 101+			
RPI	S	Opponent	Score	RPI	S	Opponent	Score	RPI	S	Opponent	Score	RPI	S	Opponent	Score
21	A	DePaul	69 74	37	A	Marquette	85 94	53	N	IUPUI	78 85	115	H	Wake Forest	82 74
21	H	DePaul	65 71	37	H	Marquette	57 67	66	A	Yale	80 66	146	H	Massachusetts	82 71
25	A	Florida St.	70 74	39	A	James Madison	73 76	70	A	Seton Hall	82 66	171	A	Providence	53 54
				41	A	Creighton	77 70	70	H	Seton Hall	77 76	171	H	Providence	64 58
				41	H	Creighton	63 58	87	A	Butler	67 42	174	H	Lafayette	76 44
								89	A	Villanova	64 66	208	A	UNLV	75 79
								89	H	Villanova	62 67	240	H	Fairfield	71 69
												241	A	Georgetown	74 68
												241	H	Georgetown	71 54
												254	A	Xavier	75 67
												293	A	St. Bonaventure	68 56
												295	H	Army West Point	96 60
LAST 10 Division I															
70	H	Seton Hall	77 76	241	A	Georgetown	74 68								
171	A	Providence	53 54	89	A	Villanova	64 66								
41	A	Creighton	77 70	70	A	Seton Hall	82 66								
37	H	Marquette	57 67	41	H	Creighton	63 58								
21	H	DePaul	65 71	171	H	Providence	64 58								

Non-Div I Games:

St. John's (NY)

■ Loss,
 ■ Non-Conf,
 ■ S Site,
 ■ H Home
 ■ A Away
 N Neutral

Average RPI Win:	235	WON-LOST	WINNING	LAST 10	STRENGTH OF	OPP. STRENGTH	TEAM	ADJ.	CONF.	ADJ CONF.
Average RPI Loss:	91	RECORD	PCT. RANK	GAMES	SCHEDULE	OF SCHEDULE	RPI	RPI	RPI	RPI
DIV. I ONLY	21- 4	22	9-1	207	251	64	64	24	24	
DIV. I NON-CONF.	7- 2	53	0	68	118	36	36	25	25	
TOTALS	RPI 1-25	RPI 26-50	W-L RECORDS	RPI 51-100	RPI 101-150	RPI 150+				
21- 4	0- 2	0- 0	OVERALL	1- 1	4- 0	16- 1				
9- 2	0- 1	0- 0	HOME	0- 1	1- 0	8- 0				
10- 2	0- 1	0- 0	AWAY	1- 0	2- 0	7- 1				
2- 0	0- 0	0- 0	NEUTRAL	0- 0	1- 0	1- 0				
7- 2	0- 2	0- 0	NON-CONFERENCE	0- 0	4- 0	3- 0				
3- 1	0- 1	0- 0	HOME	0- 0	1- 0	2- 0				
2- 1	0- 1	0- 0	AWAY	0- 0	2- 0	0- 0				
2- 0	0- 0	0- 0	NEUTRAL	0- 0	1- 0	1- 0				
14- 2	0- 0	0- 0	CONFERENCE	1- 1	0- 0	13- 1				
6- 1	0- 0	0- 0	HOME	0- 1	0- 0	6- 0				
8- 1	0- 0	0- 0	AWAY	1- 0	0- 0	7- 1				
0- 0	0- 0	0- 0	NEUTRAL	0- 0	0- 0	0- 0				

RPI 1-25				RPI 26-50				RPI 51-100 Team's RPI: 64				RPI 101+			
RPI	S	Opponent	Score	RPI	S	Opponent	Score	RPI	S	Opponent	Score	RPI	S	Opponent	Score
15	H	Princeton	50 62					90	A	Rider	63 58	107	A	UT Arlington	73 57
19	A	Central Mich.	54 77					90	H	Rider	72 76	135	A	Boston U.	89 75
												140	N	North Florida	69 54
												145	H	Green Bay	72 60
												179	H	Elon	63 55
												188	H	Quinnipiac	73 60
												206	A	Manhattan	71 66
												206	H	Manhattan	74 53
												226	A	Iona	73 56
												240	A	Fairfield	48 52
												252	N	Lipscomb	74 63
												275	A	Niagara	94 67
												275	H	Niagara	82 57
												277	A	Siena	78 55
												299	A	Monmouth	74 53
												299	H	Monmouth	76 66
												320	H	Albany (NY)	76 52
												324	A	Saint Peter's	82 60
												324	H	Saint Peter's	96 76
												339	A	Canisius	90 59
												339	H	Canisius	86 72
LAST 10 Division I															
				324	A	Saint Peter's	82 60					226	A	Iona	73 56
				277	A	Siena	78 55					275	H	Niagara	82 57
				339	H	Canisius	86 72					240	A	Fairfield	48 52
				90	A	Rider	63 58					299	A	Monmouth	74 53
				206	H	Manhattan	74 53					188	H	Quinnipiac	73 60

Non-Div I Games:

Marist

■ Loss,
 ■ Non-Conf,
 S Site,
 ■ Home
 ■ Away
 N Neutral

Average RPI Win:	214	WON-LOST	WINNING	LAST 10	STRENGTH OF	OPP. STRENGTH	TEAM	ADJ.	CONF.	ADJ CONF.
Average RPI Loss:	76	RECORD	PCT. RANK	GAMES	SCHEDULE	OF SCHEDULE	RPI	RPI	RPI	RPI
DIV. I ONLY	18- 8	64	8-2	121	129	65	65	13	13	
DIV. I NON-CONF.	5- 6	187	0	150	126	189	189	16	16	
TOTALS	RPI 1-25	RPI 26-50	W-L RECORDS	RPI 51-100	RPI 101-150	RPI 150+				
18- 8	0- 1	1- 3	OVERALL	1- 2	2- 1	14- 1				
11- 1	0- 1	1- 0	HOME	1- 0	1- 0	8- 0				
7- 5	0- 0	0- 2	AWAY	0- 1	1- 1	6- 1				
0- 2	0- 0	0- 1	NEUTRAL	0- 1	0- 0	0- 0				
5- 6	0- 1	0- 2	NON-CONFERENCE	0- 1	0- 1	5- 1				
4- 1	0- 1	0- 0	HOME	0- 0	0- 0	4- 0				
1- 3	0- 0	0- 1	AWAY	0- 0	0- 1	1- 1				
0- 2	0- 0	0- 1	NEUTRAL	0- 1	0- 0	0- 0				
13- 2	0- 0	1- 1	CONFERENCE	1- 1	2- 0	9- 0				
7- 0	0- 0	1- 0	HOME	1- 0	1- 0	4- 0				
6- 2	0- 0	0- 1	AWAY	0- 1	1- 0	5- 0				
0- 0	0- 0	0- 0	NEUTRAL	0- 0	0- 0	0- 0				

RPI 1-25				RPI 26-50				RPI 51-100				Team's RPI: 65		RPI 101+			
RPI	S	Opponent	Score	RPI	S	Opponent	Score	RPI	S	Opponent	Score			RPI	S	Opponent	Score
13	H	Texas A&M	61 62	28	A	Old Dominion	59 66	51	A	Charlotte	51 62			122	A	UAB	74 65
				29	N	Virginia Tech	45 54	60	H	Middle Tenn.	77 60			122	H	UAB	64 53
				32	H	Western Ky.	73 65	79	N	Georgia Tech	52 54			142	A	Texas Southern	56 63
				46	A	Oklahoma St.	38 69							161	H	Northern Ariz.	71 57
														190	H	Little Rock	66 40
														199	A	Fla. Atlantic	78 69
														201	H	Southern Miss.	75 64
														220	A	SMU	43 55
														221	A	UTEP	69 61
														229	H	Marshall	81 43
														259	A	North Texas	67 52
														259	H	North Texas	69 66
														267	H	Nicholls St.	71 47
														270	H	Louisiana Tech	60 47
														298	H	Prairie View	77 55
														305	A	FIU	68 47
														311	A	UTSA	74 62
														343	A	McNeese	81 50
LAST 10 Division I																	
				122	A	UAB	74 65					122	H	UAB		64 53	
				259	H	North Texas	69 66					259	A	North Texas		67 52	
				51	A	Charlotte	51 62					311	A	UTSA		74 62	
				28	A	Old Dominion	59 66					221	A	UTEP		69 61	
				60	H	Middle Tenn.	77 60					201	H	Southern Miss.		75 64	

Non-Div I Games:

Rice

■ Loss,
 ■ Non-Conf,
 ■ S Site,
 ■ H Home
 ■ A Away
 N Neutral

Average RPI Win:	201	WON-LOST	WINNING	LAST 10	STRENGTH OF	OPP. STRENGTH	TEAM	ADJ.	CONF.	ADJ CONF.
Average RPI Loss:	65	RECORD	PCT. RANK	GAMES	SCHEDULE	OF SCHEDULE	RPI	RPI	RPI	RPI
DIV. I ONLY	16- 7	61	6-4	99	133	66	66	7	7	
DIV. I NON-CONF.	10- 3	57	0	155	188	59	59	8	8	
TOTALS	RPI 1-25	RPI 26-50	W-L RECORDS	RPI 51-100	RPI 101-150	RPI 150+				
16- 7	0- 2	0- 0	OVERALL	1- 4	3- 1	12- 0				
7- 4	0- 1	0- 0	HOME	0- 2	0- 1	7- 0				
8- 3	0- 1	0- 0	AWAY	0- 2	3- 0	5- 0				
1- 0	0- 0	0- 0	NEUTRAL	1- 0	0- 0	0- 0				
10- 3	0- 1	0- 0	NON-CONFERENCE	1- 2	2- 0	7- 0				
5- 1	0- 0	0- 0	HOME	0- 1	0- 0	5- 0				
4- 2	0- 1	0- 0	AWAY	0- 1	2- 0	2- 0				
1- 0	0- 0	0- 0	NEUTRAL	1- 0	0- 0	0- 0				
6- 4	0- 1	0- 0	CONFERENCE	0- 2	1- 1	5- 0				
2- 3	0- 1	0- 0	HOME	0- 1	0- 1	2- 0				
4- 1	0- 0	0- 0	AWAY	0- 1	1- 0	3- 0				
0- 0	0- 0	0- 0	NEUTRAL	0- 0	0- 0	0- 0				

RPI 1-25				RPI 26-50				RPI 51-100 Team's RPI: 66				RPI 101+			
RPI	S	Opponent	Score	RPI	S	Opponent	Score	RPI	S	Opponent	Score	RPI	S	Opponent	Score
8	A	UCLA	65 100					55	H	Penn	51 53	106	A	North Carolina	66 63
15	H	Princeton	39 55					63	H	St. John's (NY)	66 80	125	A	Columbia	85 60
								69	N	Fresno St.	87 67	125	H	Columbia	65 74
								88	A	Colgate	67 70	130	A	Northeastern	78 63
								100	A	Harvard	57 66	164	A	Dartmouth	67 47
												171	H	Providence	82 79
												182	A	Cornell	74 67
												182	H	Cornell	65 51
												188	H	Quinnipiac	63 59
												222	A	Brown	73 40
												222	H	Brown	79 72
												233	A	UMass Lowell	67 59
												287	H	Wagner	87 68
												289	A	LMU (CA)	81 65
												310	H	Sacred Heart	87 40
												329	H	Mercer	68 60
LAST 10 Division I															
125	H	Columbia	65 74	100	A	Harvard	57 66								
182	H	Cornell	65 51	182	A	Cornell	74 67								
55	H	Penn	51 53	125	A	Columbia	85 60								
15	H	Princeton	39 55	222	A	Brown	73 40								
164	A	Dartmouth	67 47	222	H	Brown	79 72								

Non-Div I Games:

Yale

■ Loss,
 ■ Non-Conf,
 S Site,
 ■ Home
 ■ Away
 N Neutral

Average RPI Win:	174	WON-LOST	WINNING	LAST 10	STRENGTH OF	OPP. STRENGTH	TEAM	ADJ.	CONF.	ADJ CONF.
Average RPI Loss:	64	RECORD	PCT. RANK	GAMES	SCHEDULE	OF SCHEDULE	RPI	RPI	RPI	RPI
DIV. I ONLY	16- 11	117	6-4	35	85	67	67	9	9	
DIV. I NON-CONF.	8- 6	138	0	40	156	103	103	9	9	
TOTALS	RPI 1-25	RPI 26-50	W-L RECORDS	RPI 51-100	RPI 101-150	RPI 150+				
16- 11	0- 3	1- 3	OVERALL	2- 3	2- 1	11- 1				
12- 2	0- 1	1- 1	HOME	2- 0	2- 0	7- 0				
4- 5	0- 1	0- 1	AWAY	0- 2	0- 0	4- 1				
0- 4	0- 1	0- 1	NEUTRAL	0- 1	0- 1	0- 0				
8- 6	0- 2	1- 1	NON-CONFERENCE	0- 1	2- 1	5- 1				
8- 0	0- 0	1- 0	HOME	0- 0	2- 0	5- 0				
0- 2	0- 1	0- 0	AWAY	0- 0	0- 0	0- 1				
0- 4	0- 1	0- 1	NEUTRAL	0- 1	0- 1	0- 0				
8- 5	0- 1	0- 2	CONFERENCE	2- 2	0- 0	6- 0				
4- 2	0- 1	0- 1	HOME	2- 0	0- 0	2- 0				
4- 3	0- 0	0- 1	AWAY	0- 2	0- 0	4- 0				
0- 0	0- 0	0- 0	NEUTRAL	0- 0	0- 0	0- 0				

RPI 1-25				RPI 26-50				RPI 51-100				Team's RPI: 67	RPI 101+			
RPI	S	Opponent	Score	RPI	S	Opponent	Score	RPI	S	Opponent	Score		RPI	S	Opponent	Score
5	A	Baylor	46 58	33	N	FGCU	77 81	75	A	Cincinnati	55 60		104	H	VCU	77 55
6	H	UConn	47 67	40	A	UCF	48 56	75	H	Cincinnati	76 68		116	N	Notre Dame	51 67
11	N	Mississippi St.	61 86	40	H	UCF	57 64	78	N	South Dakota St.	50 61		123	H	Idaho	67 64
				48	H	Texas	64 57	91	A	Temple	66 69		159	A	Tulane	53 43
								91	H	Temple	99 51		159	H	Tulane	63 56
													163	A	Wichita St.	56 50
													169	H	Jacksonville	70 39
													189	A	Memphis	68 47
													192	H	Houston	74 45
													208	A	UNLV	51 61
													222	H	Brown	70 60
													244	H	Howard	82 53
													251	H	Saint Francis (PA)	62 23
													258	A	Tulsa	68 52
													331	H	Alabama St.	80 29
LAST 10 Division I																
189	A	Memphis	68 47	75	A	Cincinnati	55 60									
40	A	UCF	48 56	192	H	Houston	74 45									
6	H	UConn	47 67	159	H	Tulane	63 56									
159	A	Tulane	53 43	163	A	Wichita St.	56 50									
91	H	Temple	99 51	40	H	UCF	57 64									

Non-Div I Games:

South Fla.

■ Loss,
 ■ Non-Conf,
 ■ S Site,
 ■ Home
 ■ A Away
 N Neutral

Average RPI Win:	184	WON-LOST	WINNING	LAST 10	STRENGTH OF	OPP. STRENGTH	TEAM	ADJ.	CONF.	ADJ CONF.
Average RPI Loss:	78	RECORD	PCT. RANK	GAMES	SCHEDULE	OF SCHEDULE	RPI	RPI	RPI	RPI
DIV. I ONLY	17- 8	67	7-3	140	102	68	68	10	10	
DIV. I NON-CONF.	7- 4	100	0	217	91	115	115	10	10	
TOTALS	RPI 1-25	RPI 26-50	W-L RECORDS	RPI 51-100	RPI 101-150	RPI 150+				
17- 8	0- 1	0- 2	OVERALL	1- 2	5- 2	11- 1				
9- 1	0- 0	0- 1	HOME	1- 0	3- 0	5- 0				
5- 6	0- 1	0- 1	AWAY	0- 2	1- 1	4- 1				
3- 1	0- 0	0- 0	NEUTRAL	0- 0	1- 1	2- 0				
7- 4	0- 0	0- 1	NON-CONFERENCE	1- 2	1- 1	5- 0				
2- 1	0- 0	0- 1	HOME	1- 0	0- 0	1- 0				
2- 2	0- 0	0- 0	AWAY	0- 2	0- 0	2- 0				
3- 1	0- 0	0- 0	NEUTRAL	0- 0	1- 1	2- 0				
10- 4	0- 1	0- 1	CONFERENCE	0- 0	4- 1	6- 1				
7- 0	0- 0	0- 0	HOME	0- 0	3- 0	4- 0				
3- 4	0- 1	0- 1	AWAY	0- 0	1- 1	2- 1				
0- 0	0- 0	0- 0	NEUTRAL	0- 0	0- 0	0- 0				

RPI	S	Opponent	Score	RPI	S	Opponent	Score	RPI	S	Opponent	Score	RPI	S	Opponent	Score
19	A	Central Mich.	39 66	32	H	Western Ky.	86 91	53	A	IUPUI	48 65	103	A	Kent St.	68 69
				49	A	Ohio	71 79	75	A	Cincinnati	56 63	103	H	Kent St.	66 62
								87	H	Butler	74 70	128	N	Lehigh	54 52
												137	N	Wisconsin	56 67
												141	A	Buffalo	69 58
												141	H	Buffalo	69 65
												147	H	Western Mich.	68 65
												151	H	Akron	60 52
												157	A	Eastern Mich.	58 61
												157	H	Eastern Mich.	59 54
												171	N	Providence	52 51
												175	A	Toledo	60 58
												180	H	Northern Ill.	97 89
												196	H	Miami (OH)	80 63
												213	A	New Mexico	70 57
												254	H	Xavier	70 49
												266	A	Bowling Green	86 80
												289	N	LMU (CA)	77 72
												334	A	Purdue Fort Wayne	83 52
LAST 10 Division I															
157	A	Eastern Mich.	58 61	147	H	Western Mich.	68 65								
180	H	Northern Ill.	97 89	103	A	Kent St.	68 69								
141	A	Buffalo	69 58	196	H	Miami (OH)	80 63								
175	A	Toledo	60 58	141	H	Buffalo	69 65								
151	H	Akron	60 52	49	A	Ohio	71 79								

Non-Div I Games: Urbana 84 49

Ball St.

■ Loss,
 ■ Non-Conf,
 ■ S Site,
 ■ Home
 ■ A Away
 N Neutral

Average RPI Win:	220	WON-LOST	WINNING	LAST 10	STRENGTH OF	OPP. STRENGTH	TEAM	ADJ.	CONF.	ADJ CONF.
Average RPI Loss:	153	RECORD	PCT. RANK	GAMES	SCHEDULE	OF SCHEDULE	RPI	RPI	RPI	RPI
DIV. I ONLY	21- 5	28	9-1	234	186	69	69	17	17	
DIV. I NON-CONF.	5- 4	140	0	200	166	141	141	21	21	
TOTALS	RPI 1-25	RPI 26-50	W-L RECORDS	RPI 51-100	RPI 101-150	RPI 150+				
21- 5	0- 0	0- 0	OVERALL	0- 2	1- 1	20- 2				
11- 1	0- 0	0- 0	HOME	0- 1	0- 0	11- 0				
9- 3	0- 0	0- 0	AWAY	0- 0	1- 1	8- 2				
1- 1	0- 0	0- 0	NEUTRAL	0- 1	0- 0	1- 0				
5- 4	0- 0	0- 0	NON-CONFERENCE	0- 2	0- 1	5- 1				
2- 1	0- 0	0- 0	HOME	0- 1	0- 0	2- 0				
2- 2	0- 0	0- 0	AWAY	0- 0	0- 1	2- 1				
1- 1	0- 0	0- 0	NEUTRAL	0- 1	0- 0	1- 0				
16- 1	0- 0	0- 0	CONFERENCE	0- 0	1- 0	15- 1				
9- 0	0- 0	0- 0	HOME	0- 0	0- 0	9- 0				
7- 1	0- 0	0- 0	AWAY	0- 0	1- 0	6- 1				
0- 0	0- 0	0- 0	NEUTRAL	0- 0	0- 0	0- 0				

[illegible]

Non-Div I Games:	La Verne	111	56	UC Merced	92	26
------------------	----------	-----	----	-----------	----	----

Fresno St.

■ Loss, ■ Non-Conf, S Site, H Home A Away N Neutral

Average RPI Win:	171	WON-LOST	WINNING	LAST 10	STRENGTH OF	OPP. STRENGTH	TEAM	ADJ.	CONF.	ADJ CONF.
Average RPI Loss:	51	RECORD	PCT. RANK	GAMES	SCHEDULE	OF SCHEDULE	RPI	RPI	RPI	RPI
DIV. I ONLY	16- 11	117	6-4	54	74	70	70	6	6	
DIV. I NON-CONF.	7- 4	100	0	64	129	91	91	6	6	
TOTALS	RPI 1-25	RPI 26-50	W-L RECORDS	RPI 51-100	RPI 101-150	RPI 150+				
16- 11	0- 4	2- 2	OVERALL	2- 4	2- 1	10- 0				
8- 5	0- 3	2- 0	HOME	0- 2	1- 0	5- 0				
6- 5	0- 1	0- 2	AWAY	2- 1	0- 1	4- 0				
2- 1	0- 0	0- 0	NEUTRAL	0- 1	1- 0	1- 0				
7- 4	0- 2	0- 0	NON-CONFERENCE	0- 1	2- 1	5- 0				
4- 2	0- 2	0- 0	HOME	0- 0	1- 0	3- 0				
1- 1	0- 0	0- 0	AWAY	0- 0	0- 1	1- 0				
2- 1	0- 0	0- 0	NEUTRAL	0- 1	1- 0	1- 0				
9- 7	0- 2	2- 2	CONFERENCE	2- 3	0- 0	5- 0				
4- 3	0- 1	2- 0	HOME	0- 2	0- 0	2- 0				
5- 4	0- 1	0- 2	AWAY	2- 1	0- 0	3- 0				
0- 0	0- 0	0- 0	NEUTRAL	0- 0	0- 0	0- 0				

RPI 1-25				RPI 26-50				RPI 51-100 Team's RPI: 70				RPI 101+			
RPI	S	Opponent	Score	RPI	S	Opponent	Score	RPI	S	Opponent	Score	RPI	S	Opponent	Score
6	H	UConn	78 92	37	A	Marquette	60 81	63	A	St. John's (NY)	76 77	104	H	VCU	53 33
15	H	Princeton	76 78	37	H	Marquette	72 60	63	H	St. John's (NY)	66 82	117	N	Vanderbilt	69 65
21	A	DePaul	68 85	41	A	Creighton	66 78	79	N	Georgia Tech	54 79	128	A	Lehigh	68 75
21	H	DePaul	76 86	41	H	Creighton	82 70	87	A	Butler	67 62	171	A	Providence	71 45
								89	A	Villanova	65 63	171	H	Providence	97 55
								89	H	Villanova	55 61	174	H	Lafayette	74 50
												226	A	Iona	89 37
												227	N	Saint Joseph's	55 39
												240	H	Fairfield	74 44
												241	A	Georgetown	61 47
												241	H	Georgetown	79 60
												254	A	Xavier	83 61
												310	H	Sacred Heart	95 69
LAST 10 Division I															
63	A	St. John's (NY)	76 77	89	A	Villanova	65 63								
41	A	Creighton	66 78	241	A	Georgetown	61 47								
171	A	Providence	71 45	63	H	St. John's (NY)	66 82								
21	H	DePaul	76 86	171	H	Providence	97 55								
37	H	Marquette	72 60	41	H	Creighton	82 70								

Non-Div I Games:

Seton Hall

■ Loss,
■ Non-Conf,
■ S Site,
■ H Home
■ A Away
N Neutral

Michigan St.

Through Games Of Feb. 22, 2020

Average RPI Win:	148	WON-LOST	WINNING	LAST 10	STRENGTH OF	OPP. STRENGTH	TEAM	ADJ.	CONF.	ADJ CONF.
Average RPI Loss:	45	RECORD	PCT. RANK	GAMES	SCHEDULE	OF SCHEDULE	RPI	RPI	RPI	RPI
DIV. I ONLY	14- 12	159	5-5	45	10	71	71	2	2	
DIV. I NON-CONF.	7- 4	100	0	264	58	163	163	1	1	
TOTALS	RPI 1-25	RPI 26-50	W-L RECORDS	RPI 51-100	RPI 101-150	RPI 150+				
14- 12	1- 6	3- 3	OVERALL	3- 2	2- 0	5- 1				
10- 2	1- 1	1- 1	HOME	2- 0	1- 0	5- 0				
3- 7	0- 5	2- 1	AWAY	0- 0	1- 0	0- 1				
1- 3	0- 0	0- 1	NEUTRAL	1- 2	0- 0	0- 0				
7- 4	0- 1	0- 1	NON-CONFERENCE	1- 2	1- 0	5- 0				
5- 0	0- 0	0- 0	HOME	0- 0	0- 0	5- 0				
1- 1	0- 1	0- 0	AWAY	0- 0	1- 0	0- 0				
1- 3	0- 0	0- 1	NEUTRAL	1- 2	0- 0	0- 0				
7- 8	1- 5	3- 2	CONFERENCE	2- 0	1- 0	0- 1				
5- 2	1- 1	1- 1	HOME	2- 0	1- 0	0- 0				
2- 6	0- 4	2- 1	AWAY	0- 0	0- 0	0- 1				
0- 0	0- 0	0- 0	NEUTRAL	0- 0	0- 0	0- 0				

RPI 1-25				RPI 26-50				RPI 51-100 Team's RPI: 71				RPI 101+			
RPI	S	Opponent	Score	RPI	S	Opponent	Score	RPI	S	Opponent	Score	RPI	S	Opponent	Score
3	A	Maryland	53 94	26	N	LSU	56 58	57	N	West Virginia	57 63	116	A	Notre Dame	72 69
10	A	Northwestern	55 85	36	A	Michigan	69 89	81	H	Minnesota	66 54	137	H	Wisconsin	69 52
10	H	Northwestern	48 76	42	A	Purdue	65 63	86	H	Nebraska	78 70	157	H	Eastern Mich.	85 50
12	A	Iowa	57 74	42	H	Purdue	66 76	93	N	Syracuse	63 77	205	A	Penn St.	73 86
17	A	Indiana	67 79	45	A	Rutgers	66 55	94	N	Kansas St.	65 60	276	H	Morehead St.	93 48
23	H	Ohio St.	68 65	45	H	Rutgers	57 53					286	H	Oakland	76 56
25	A	Florida St.	68 78									333	H	Detroit Mercy	110 52
												347	H	Hartford	79 34
LAST 10 Division I															
42	A	Purdue	65 63	42	H	Purdue	66 76								
81	H	Minnesota	66 54	12	A	Iowa	57 74								
45	H	Rutgers	57 53	10	H	Northwestern	48 76								
10	A	Northwestern	55 85	45	A	Rutgers	66 55								
3	A	Maryland	53 94	23	H	Ohio St.	68 65								

Non-Div I Games:

Michigan St.

■ Loss,
 ■ Non-Conf,
 ■ S Site,
 ■ H Home
 ■ A Away
 N Neutral

BYU				STRENGTH OF SCHEDULE	OPP. STRENGTH OF SCHEDULE	TEAM RPI	ADJ. RPI	CONF. RPI	ADJ CONF. RPI
Average RPI Win:	182	WON-LOST RECORD	WINNING PCT. RANK						
Average RPI Loss:	87		LAST 10 GAMES						
DIV. I ONLY	15- 10	108	7-3	82	83	72	72	11	11
DIV. I NON-CONF.	4- 5	195	0	90	26	129	129	11	11

TOTALS	RPI 1-25	RPI 26-50	W-L RECORDS	RPI 51-100	RPI 101-150	RPI 150+			
15- 10	0- 3	0- 1	OVERALL	1- 0	4- 5	10- 1			
7- 3	0- 1	0- 0	HOME	0- 0	2- 2	5- 0			
7- 6	0- 1	0- 1	AWAY	1- 0	2- 3	4- 1			
1- 1	0- 1	0- 0	NEUTRAL	0- 0	0- 0	1- 0			
4- 5	0- 1	0- 1	NON-CONFERENCE	1- 0	0- 3	3- 0			
2- 1	0- 0	0- 0	HOME	0- 0	0- 1	2- 0			
1- 3	0- 0	0- 1	AWAY	1- 0	0- 2	0- 0			
1- 1	0- 1	0- 0	NEUTRAL	0- 0	0- 0	1- 0			
11- 5	0- 2	0- 0	CONFERENCE	0- 0	4- 2	7- 1			
5- 2	0- 1	0- 0	HOME	0- 0	2- 1	3- 0			
6- 3	0- 1	0- 0	AWAY	0- 0	2- 1	4- 1			
0- 0	0- 0	0- 0	NEUTRAL	0- 0	0- 0	0- 0			

RPI 1-25				RPI 26-50				RPI 51-100 Team's RPI: 72				RPI 101+			
RPI	S	Opponent	Score	RPI	S	Opponent	Score	RPI	S	Opponent	Score	RPI	S	Opponent	Score
14	A	Gonzaga	44 59	27	A	Arizona St.	52 60	69	A	Fresno St.	71 65	101	A	Washington St.	50 67
14	H	Gonzaga	43 55									102	A	Boise St.	55 66
16	N	Oregon St.	34 65									110	A	Pacific	76 66
												110	H	Pacific	65 54
												111	A	San Diego	45 51
												111	H	San Diego	52 36
												114	H	Utah	73 77
												136	A	Portland	66 54
												136	H	Portland	48 57
												160	N	San Jose St.	75 56
												167	A	Saint Mary's (CA)	65 55
												167	H	Saint Mary's (CA)	60 39
												194	A	Pepperdine	65 47
												203	A	Santa Clara	60 51
												203	H	Santa Clara	71 48
												232	A	San Francisco	58 60
												232	H	San Francisco	57 44
												281	H	Utah St.	67 50
												289	A	LMU (CA)	59 44
												302	H	Utah Valley	71 57

LAST 10 Division I															
232	A	San Francisco	58 60	14	A	Gonzaga	44 59								
203	A	Santa Clara	60 51	136	A	Portland	66 54								
110	H	Pacific	65 54	203	H	Santa Clara	71 48								
167	H	Saint Mary's (CA)	60 39	232	H	San Francisco	57 44								
111	A	San Diego	45 51	167	A	Saint Mary's (CA)	65 55								

Non-Div I Games: Tex. A&M-Kingsville90 38

BYU

■ Loss,
 ■ Non-Conf,
 ■ S Site,
 ■ H Home
 ■ A Away
 N Neutral

Average RPI Win: 239	WON-LOST	WINNING	LAST 10	STRENGTH OF	OPP. STRENGTH	TEAM	ADJ.	CONF.	ADJ CONF.
Average RPI Loss: 141	RECORD	PCT. RANK	GAMES	SCHEDULE	OF SCHEDULE	RPI	RPI	RPI	RPI
DIV. I ONLY	21- 3	16	9-1	296	247	73	73	21	21
DIV. I NON-CONF.	8- 1	26	0	341	314	161	161	20	20
TOTALS	RPI 1-25	RPI 26-50	W-L RECORDS	RPI 51-100	RPI 101-150	RPI 150+			
21- 3	0- 0	1- 1	OVERALL	0- 0	3- 1	17- 1			
10- 1	0- 0	1- 0	HOME	0- 0	2- 1	7- 0			
10- 2	0- 0	0- 1	AWAY	0- 0	1- 0	9- 1			
1- 0	0- 0	0- 0	NEUTRAL	0- 0	0- 0	1- 0			
8- 1	0- 0	0- 0	NON-CONFERENCE	0- 0	1- 1	7- 0			
4- 1	0- 0	0- 0	HOME	0- 0	1- 1	3- 0			
3- 0	0- 0	0- 0	AWAY	0- 0	0- 0	3- 0			
1- 0	0- 0	0- 0	NEUTRAL	0- 0	0- 0	1- 0			
13- 2	0- 0	1- 1	CONFERENCE	0- 0	2- 0	10- 1			
6- 0	0- 0	1- 0	HOME	0- 0	1- 0	4- 0			
7- 2	0- 0	0- 1	AWAY	0- 0	1- 0	6- 1			
0- 0	0- 0	0- 0	NEUTRAL	0- 0	0- 0	0- 0			

RPI 1-25				RPI 26-50				RPI 51-100				Team's RPI: 73		RPI 101+			
RPI	S	Opponent	Score	RPI	S	Opponent	Score	RPI	S	Opponent	Score			RPI	S	Opponent	Score
				50	A	Troy	77 84							107	A	UT Arlington	80 62
				50	H	Troy	124 103							107	H	UT Arlington	62 56
														112	H	Richmond	67 79
														129	H	UNC Greensboro	63 54
														179	N	Elon	76 65
														190	A	Little Rock	68 48
														230	H	George Mason	74 59
														237	A	Appalachian St.	80 53
														249	A	South Alabama	71 62
														249	H	South Alabama	76 73
														256	A	Texas St.	69 59
														256	H	Texas St.	75 67
														262	A	Arkansas St.	61 63
														273	A	Wofford	78 73
														274	A	UNCW	62 43
														294	A	Ga. Southern	90 74
														294	H	Ga. Southern	66 59
														312	A	Georgia St.	66 50
														312	H	Georgia St.	87 45
														335	H	Ark.-Pine Bluff	76 69
														337	A	Western Caro.	66 43
														346	H	South Carolina St.	85 44
LAST 10 Division I																	
				312	A	Georgia St.	66 50			256	A	Texas St.	69 59				
				294	A	Ga. Southern	90 74			312	H	Georgia St.	87 45				
				249	H	South Alabama	76 73			294	H	Ga. Southern	66 59				
				50	H	Troy	124 103			262	A	Arkansas St.	61 63				
				107	A	UT Arlington	80 62			237	A	Appalachian St.	80 53				

Non-Div I Games: UNC Pembroke 86 44 Wesleyan (GA) 132 32

Coastal Caro.

■ Loss,
 ■ Non-Conf,
 ■ S Site,
 ■ Home
 ■ A Away
 N Neutral

Average RPI Win:	162	WON-LOST	WINNING	LAST 10	STRENGTH OF	OPP. STRENGTH	TEAM	ADJ.	CONF.	ADJ CONF.
Average RPI Loss:	68	RECORD	PCT. RANK	GAMES	SCHEDULE	OF SCHEDULE	RPI	RPI	RPI	RPI
DIV. I ONLY	15- 10	108	5-5	95	49	74	74	8	8	
DIV. I NON-CONF.	7- 3	80	0	111	4	48	48	7	7	
TOTALS	RPI 1-25	RPI 26-50	W-L RECORDS	RPI 51-100	RPI 101-150	RPI 150+				
15- 10	1- 3	2- 3	OVERALL	3- 3	3- 0	6- 1				
9- 2	1- 1	1- 0	HOME	2- 1	2- 0	3- 0				
6- 6	0- 1	1- 3	AWAY	1- 1	1- 0	3- 1				
0- 2	0- 1	0- 0	NEUTRAL	0- 1	0- 0	0- 0				
7- 3	1- 1	1- 1	NON-CONFERENCE	1- 1	1- 0	3- 0				
3- 0	1- 0	0- 0	HOME	1- 0	0- 0	1- 0				
4- 1	0- 0	1- 1	AWAY	0- 0	1- 0	2- 0				
0- 2	0- 1	0- 0	NEUTRAL	0- 1	0- 0	0- 0				
8- 7	0- 2	1- 2	CONFERENCE	2- 2	2- 0	3- 1				
6- 2	0- 1	1- 0	HOME	1- 1	2- 0	2- 0				
2- 5	0- 1	0- 2	AWAY	1- 1	0- 0	1- 1				
0- 0	0- 0	0- 0	NEUTRAL	0- 0	0- 0	0- 0				

RPI 1-25				RPI 26-50				RPI 51-100 Team's RPI: 74				RPI 101+			
RPI	S	Opponent	Score	RPI	S	Opponent	Score	RPI	S	Opponent	Score	RPI	S	Opponent	Score
9	A	Missouri St.	66 80	30	A	Drake	87 104	53	H	IUPUI	51 50	132	A	Missouri	78 73
9	H	Missouri St.	55 66	38	A	Bradley	47 61	80	N	Alabama	77 87	144	H	Loyola Chicago	70 50
12	H	Iowa	88 66	38	H	Bradley	64 57	83	A	Illinois St.	57 65	148	H	Valparaiso	77 70
23	N	Ohio St.	46 64	41	A	Creighton	54 57	83	H	Illinois St.	61 69	163	A	Wichita St.	61 50
				43	A	Iowa St.	71 63	95	A	Southern Ill.	60 57	279	A	Indiana St.	63 65
								95	H	Southern Ill.	71 66	279	H	Indiana St.	73 43
												282	H	North Dakota St.	95 63
												309	A	Omaha	81 45
												322	A	Evansville	67 49
												322	H	Evansville	76 60
LAST 10 Division I															
38	H	Bradley	64 57	9	H	Missouri St.	55 66								
83	H	Illinois St.	61 69	148	H	Valparaiso	77 70								
322	A	Evansville	67 49	144	H	Loyola Chicago	70 50								
279	A	Indiana St.	63 65	83	A	Illinois St.	57 65								
95	H	Southern Ill.	71 66	38	A	Bradley	47 61								

Non-Div I Games: Northwest Mo. St. 78 53

UNI

■ Loss,
 ■ Non-Conf, S Site,
 ■ Home
 ■ Away
 N Neutral

Average RPI Win: 180	WON-LOST	WINNING	LAST 10	STRENGTH OF	OPP. STRENGTH	TEAM	ADJ.	CONF.	ADJ CONF.
Average RPI Loss: 58	RECORD	PCT. RANK	GAMES	SCHEDULE	OF SCHEDULE	RPI	RPI	RPI	RPI
DIV. I ONLY	17- 8	67	7-3	124	68	75	75	9	9
DIV. I NON-CONF.	9- 4	84	0	202	48	132	132	9	9
TOTALS	RPI 1-25	RPI 26-50	W-L RECORDS	RPI 51-100	RPI 101-150	RPI 150+			
17- 8	0- 3	1- 1	OVERALL	3- 3	2- 0	11- 1			
12- 2	0- 1	1- 0	HOME	3- 1	1- 0	7- 0			
5- 4	0- 1	0- 1	AWAY	0- 1	1- 0	4- 1			
0- 2	0- 1	0- 0	NEUTRAL	0- 1	0- 0	0- 0			
9- 4	0- 2	0- 0	NON-CONFERENCE	1- 2	2- 0	6- 0			
7- 2	0- 1	0- 0	HOME	1- 1	1- 0	5- 0			
2- 0	0- 0	0- 0	AWAY	0- 0	1- 0	1- 0			
0- 2	0- 1	0- 0	NEUTRAL	0- 1	0- 0	0- 0			
8- 4	0- 1	1- 1	CONFERENCE	2- 1	0- 0	5- 1			
5- 0	0- 0	1- 0	HOME	2- 0	0- 0	2- 0			
3- 4	0- 1	0- 1	AWAY	0- 1	0- 0	3- 1			
0- 0	0- 0	0- 0	NEUTRAL	0- 0	0- 0	0- 0			

RPI 1-25				RPI 26-50				RPI 51-100 Team's RPI: 75				RPI 101+			
RPI	S	Opponent	Score	RPI	S	Opponent	Score	RPI	S	Opponent	Score	RPI	S	Opponent	Score
6	A	UConn	50 80	40	A	UCF	42 49	62	N	Bucknell	48 56	104	A	VCU	58 56
12	N	Iowa	61 69	40	H	UCF	81 64	67	A	South Fla.	68 76	114	H	Utah	68 62
23	H	Ohio St.	73 78					67	H	South Fla.	60 55	159	A	Tulane	59 64
								68	H	Ball St.	63 56	189	A	Memphis	73 66
								91	H	Temple	86 81	192	A	Houston	74 65
								96	H	Saint Louis	50 60	192	H	Houston	85 66
												195	H	Chattanooga	72 53
												196	H	Miami (OH)	98 68
												220	A	SMU	73 58
												254	A	Xavier	85 78
												258	H	Tulsa	78 53
												260	H	Alabama A&M	62 47
												291	H	Pittsburgh	69 53
												330	H	Coppin St.	86 40
LAST 10 Division I															
192	A	Houston	74 65	6	A	UConn	50 80	91	H	Temple	86 81				
40	A	UCF	42 49					192	H	Houston	85 66				
258	H	Tulsa	78 53					159	A	Tulane	59 64				
220	A	SMU	73 58					40	H	UCF	81 64				
67	H	South Fla.	60 55												

Non-Div I Games:

Cincinnati

■ Loss,
 ■ Non-Conf, S Site,
 ■ Home
 ■ Away
 N Neutral

Average RPI Win:	223	WON-LOST	WINNING	LAST 10	STRENGTH OF	OPP. STRENGTH	TEAM	ADJ.	CONF.	ADJ CONF.
Average RPI Loss:	79	RECORD	PCT. RANK	GAMES	SCHEDULE	OF SCHEDULE	RPI	RPI	RPI	RPI
DIV. I ONLY	17- 6	46	10-0	161	175	76	76	18	18	
DIV. I NON-CONF.	2- 5	259	0	16	63	131	131	17	17	
TOTALS	RPI 1-25	RPI 26-50	W-L RECORDS	RPI 51-100	RPI 101-150	RPI 150+				
17- 6	0- 2	0- 0	OVERALL	0- 2	1- 1	16- 1				
8- 2	0- 1	0- 0	HOME	0- 0	0- 1	8- 0				
9- 2	0- 0	0- 0	AWAY	0- 2	1- 0	8- 0				
0- 2	0- 1	0- 0	NEUTRAL	0- 0	0- 0	0- 1				
2- 5	0- 2	0- 0	NON-CONFERENCE	0- 2	0- 0	2- 1				
1- 1	0- 1	0- 0	HOME	0- 0	0- 0	1- 0				
1- 2	0- 0	0- 0	AWAY	0- 2	0- 0	1- 0				
0- 2	0- 1	0- 0	NEUTRAL	0- 0	0- 0	0- 1				
15- 1	0- 0	0- 0	CONFERENCE	0- 0	1- 1	14- 0				
7- 1	0- 0	0- 0	HOME	0- 0	0- 1	7- 0				
8- 0	0- 0	0- 0	AWAY	0- 0	1- 0	7- 0				
0- 0	0- 0	0- 0	NEUTRAL	0- 0	0- 0	0- 0				

RPI 1-25				RPI 26-50				RPI 51-100				Team's RPI: 76		RPI 101+			
RPI	S	Opponent	Score	RPI	S	Opponent	Score	RPI	S	Opponent	Score		RPI	S	Opponent	Score	
13	N	Texas A&M	67 78					78	A	South Dakota St.	50 60		123	A	Idaho	62 56	
14	H	Gonzaga	55 70					81	A	Minnesota	60 71		123	H	Idaho	68 69	
													157	H	UC Davis	77 65	
													161	A	Northern Ariz.	72 64	
													163	N	Wichita St.	64 66	
													165	A	Montana	66 61	
													165	H	Montana	92 78	
													168	A	Idaho St.	74 55	
													168	H	Idaho St.	67 59	
													178	H	Southern Utah	91 65	
													216	A	Portland St.	73 62	
													216	H	Portland St.	98 67	
													224	H	Northern Colo.	91 58	
													301	A	Eastern Wash.	89 85	
													301	H	Eastern Wash.	79 47	
													304	A	Seattle U	73 65	
													308	A	Sacramento St.	85 48	
													321	A	Weber St.	102 67	
													321	H	Weber St.	81 52	
LAST 10 Division I																	
165	H	Montana	92 78	123	A	Idaho	62 56										
216	H	Portland St.	98 67	165	A	Montana	66 61										
321	A	Weber St.	102 67	168	H	Idaho St.	67 59										
168	A	Idaho St.	74 55	321	H	Weber St.	81 52										
301	H	Eastern Wash.	79 47	301	A	Eastern Wash.	89 85										

Non-Div I Games: Carroll (MT) 67 33 Mont. St.-Northern 93 34

Montana St.

Average RPI Win:	173	WON-LOST	WINNING	LAST 10	STRENGTH OF	OPP. STRENGTH	TEAM	ADJ.	CONF.	ADJ CONF.
Average RPI Loss:	59	RECORD	PCT. RANK	GAMES	SCHEDULE	OF SCHEDULE	RPI	RPI	RPI	RPI
DIV. I ONLY	16- 10	94	7-3	80	59	77	77	5	5	
DIV. I NON-CONF.	7- 4	100	0	93	155	74	74	4	4	
TOTALS	RPI 1-25	RPI 26-50	W-L RECORDS	RPI 51-100	RPI 101-150	RPI 150+				
16- 10	1- 3	0- 2	OVERALL	1- 3	6- 1	8- 1				
9- 4	0- 2	0- 0	HOME	0- 2	4- 0	5- 0				
6- 5	1- 1	0- 2	AWAY	1- 0	2- 1	2- 1				
1- 1	0- 0	0- 0	NEUTRAL	0- 1	0- 0	1- 0				
7- 4	0- 1	0- 0	NON-CONFERENCE	0- 1	2- 1	5- 1				
5- 0	0- 0	0- 0	HOME	0- 0	1- 0	4- 0				
1- 3	0- 1	0- 0	AWAY	0- 0	1- 1	0- 1				
1- 1	0- 0	0- 0	NEUTRAL	0- 1	0- 0	1- 0				
9- 6	1- 2	0- 2	CONFERENCE	1- 2	4- 0	3- 0				
4- 4	0- 2	0- 0	HOME	0- 2	3- 0	1- 0				
5- 2	1- 0	0- 2	AWAY	1- 0	1- 0	2- 0				
0- 0	0- 0	0- 0	NEUTRAL	0- 0	0- 0	0- 0				

RPI 1-25				RPI 26-50				RPI 51-100 Team's RPI: 77				RPI 101+			
RPI	S	Opponent	Score	RPI	S	Opponent	Score	RPI	S	Opponent	Score	RPI	S	Opponent	Score
4	H	Louisville	70 81	29	A	Virginia Tech	49 70	51	N	Charlotte	68 84	104	H	VCU	87 52
10	A	Northwestern	63 66	31	A	Duke	73 85	59	H	Virginia	52 69	106	H	North Carolina	93 75
20	H	NC State	54 72					79	A	Georgia Tech	55 48	115	H	Wake Forest	67 54
25	A	Florida St.	65 56					93	H	Syracuse	79 89	116	A	Notre Dame	75 65
												116	H	Notre Dame	56 55
												124	A	Holy Cross	71 80
												135	A	Boston U.	88 57
												159	N	Tulane	89 76
												171	A	Providence	60 76
												207	H	Rhode Island	66 55
												223	A	Clemson	70 68
												233	H	UMass Lowell	89 46
												264	H	Delaware St.	109 69
												291	A	Pittsburgh	79 70
												291	H	Pittsburgh	70 59
												303	H	St. Francis Brooklyn	106 69
LAST 10 Division I															
291	H	Pittsburgh	70 59	115	H	Wake Forest	67 54								
106	H	North Carolina	93 75	25	A	Florida St.	65 56								
116	H	Notre Dame	56 55	29	A	Virginia Tech	49 70								
223	A	Clemson	70 68	79	A	Georgia Tech	55 48								
93	H	Syracuse	79 89	4	H	Louisville	70 81								

Non-Div I Games:

Boston College

■ Loss,
 ■ Non-Conf,
 ■ S Site,
 ■ H Home
 ■ A Away
 N Neutral

Average RPI Win:	222	WON-LOST	WINNING	LAST 10	STRENGTH OF	OPP. STRENGTH	TEAM	ADJ.	CONF.	ADJ CONF.
Average RPI Loss:	53	RECORD	PCT. RANK	GAMES	SCHEDULE	OF SCHEDULE	RPI	RPI	RPI	RPI
DIV. I ONLY	19- 9	70	7-3	101	139	78	78	19	19	
DIV. I NON-CONF.	7- 6	161	0	19	17	59	59	18	18	
TOTALS	RPI 1-25	RPI 26-50	W-L RECORDS	RPI 51-100	RPI 101-150	RPI 150+				
19- 9	0- 2	0- 6	OVERALL	2- 0	2- 0	15- 1				
10- 4	0- 1	0- 2	HOME	1- 0	0- 0	9- 1				
7- 4	0- 1	0- 3	AWAY	0- 0	1- 0	6- 0				
2- 1	0- 0	0- 1	NEUTRAL	1- 0	1- 0	0- 0				
7- 6	0- 2	0- 4	NON-CONFERENCE	2- 0	2- 0	3- 0				
4- 2	0- 1	0- 1	HOME	1- 0	0- 0	3- 0				
1- 3	0- 1	0- 2	AWAY	0- 0	1- 0	0- 0				
2- 1	0- 0	0- 1	NEUTRAL	1- 0	1- 0	0- 0				
12- 3	0- 0	0- 2	CONFERENCE	0- 0	0- 0	12- 1				
6- 2	0- 0	0- 1	HOME	0- 0	0- 0	6- 1				
6- 1	0- 0	0- 1	AWAY	0- 0	0- 0	6- 0				
0- 0	0- 0	0- 0	NEUTRAL	0- 0	0- 0	0- 0				

RPI 1-25				RPI 26-50				RPI 51-100				RPI 101+			
RPI	S	Opponent	Score	RPI	S	Opponent	Score	RPI	S	Opponent	Score	RPI	S	Opponent	Score
1	A	Oregon	56 95	30	A	Drake	67 74	67	N	South Fla.	61 50	116	N	Notre Dame	65 59
19	H	Central Mich.	74 79	33	N	FGCU	70 71	76	H	Montana St.	60 50	145	A	Green Bay	60 55
				35	A	South Dakota	48 83					195	H	Chattanooga	71 56
				35	H	South Dakota	67 77					197	A	Western Ill.	89 48
				37	H	Marquette	58 65					197	H	Western Ill.	75 45
				41	A	Creighton	48 61					202	H	Wyoming	67 40
												215	A	Oral Roberts	76 61
												215	H	Oral Roberts	58 44
												218	A	North Dakota	74 61
												218	H	North Dakota	99 64
												250	A	Denver	86 79
												250	H	Denver	62 72
												282	H	North Dakota St.	60 52
												309	A	Omaha	68 51
												309	H	Omaha	69 59
												330	H	Coppin St.	94 41
												334	A	Purdue Fort Wayne	100 69
												334	H	Purdue Fort Wayne	89 43
LAST 10 Division I															
				35	H	South Dakota	67 77	215	A	Oral Roberts	76 61				
				218	A	North Dakota	74 61	197	A	Western Ill.	89 48				
				334	H	Purdue Fort Wayne	89 43	282	H	North Dakota St.	60 52				
				250	H	Denver	62 72	35	A	South Dakota	48 83				
				309	H	Omaha	69 59	218	H	North Dakota	99 64				

Non-Div I Games: Dakota Wesleyan 77 46

South Dakota St.

Georgia Tech

Through Games Of Feb. 22, 2020

Average RPI Win:	155	WON-LOST	WINNING	LAST 10	STRENGTH OF	OPP. STRENGTH	TEAM	ADJ.	CONF.	ADJ CONF.
Average RPI Loss:	63	RECORD	PCT. RANK	GAMES	SCHEDULE	OF SCHEDULE	RPI	RPI	RPI	RPI
DIV. I ONLY	17- 10	86	3-7	100	28	79	79	5	5	
DIV. I NON-CONF.	9- 2	37	0	191	56	61	61	4	4	
TOTALS	RPI 1-25	RPI 26-50	W-L RECORDS	RPI 51-100	RPI 101-150	RPI 150+				
17- 10	2- 2	0- 3	OVERALL	6- 2	2- 3	7- 0				
9- 4	0- 1	0- 0	HOME	2- 1	2- 2	5- 0				
6- 4	2- 0	0- 2	AWAY	2- 1	0- 1	2- 0				
2- 2	0- 1	0- 1	NEUTRAL	2- 0	0- 0	0- 0				
9- 2	0- 1	0- 1	NON-CONFERENCE	3- 0	1- 0	5- 0				
5- 0	0- 0	0- 0	HOME	0- 0	1- 0	4- 0				
2- 0	0- 0	0- 0	AWAY	1- 0	0- 0	1- 0				
2- 2	0- 1	0- 1	NEUTRAL	2- 0	0- 0	0- 0				
8- 8	2- 1	0- 2	CONFERENCE	3- 2	1- 3	2- 0				
4- 4	0- 1	0- 0	HOME	2- 1	1- 2	1- 0				
4- 4	2- 0	0- 2	AWAY	1- 1	0- 1	1- 0				
0- 0	0- 0	0- 0	NEUTRAL	0- 0	0- 0	0- 0				

RPI	S	Opponent	Score	RPI	S	Opponent	Score	RPI	S	Opponent	Score	RPI	S	Opponent	Score
4	H	Louisville	47 58	29	A	Virginia Tech	61 64	59	H	Virginia	61 51	106	H	North Carolina	60 67
13	N	Texas A&M	48 60	31	A	Duke	46 58	65	N	Rice	54 52	115	A	Wake Forest	60 65
20	A	NC State	65 61	45	N	Rutgers	43 46	70	N	Seton Hall	79 54	115	H	Wake Forest	62 52
25	A	Florida St.	67 52					77	H	Boston College	48 55	116	H	Notre Dame	51 59
								84	A	Georgia	73 40	137	H	Wisconsin	60 41
								93	A	Syracuse	82 64	192	H	Houston	69 38
								98	A	Miami (FL)	49 54	219	A	Kennesaw St.	63 47
								98	H	Miami (FL)	61 54	223	H	Clemson	49 47
												291	A	Pittsburgh	77 48
												292	H	ETSU	87 48
												312	H	Georgia St.	69 28
												345	H	Grambling	89 42
LAST 10 Division I															
4	H	Louisville	47 58	116	H	Notre Dame	51 59								
20	A	NC State	65 61	98	A	Miami (FL)	49 54								
29	A	Virginia Tech	61 64	31	A	Duke	46 58								
115	H	Wake Forest	62 52	106	H	North Carolina	60 67								
291	A	Pittsburgh	77 48	77	H	Boston College	48 55								

Non-Div I Games:

Georgia Tech

■ Loss,
■ Non-Conf,
■ S Site,
■ H Home
■ A Away
N Neutral

Alabama

Through Games Of Feb. 22, 2020

Average RPI Win:	169	WON-LOST	WINNING	LAST 10	STRENGTH OF	OPP. STRENGTH	TEAM	ADJ.	CONF.	ADJ CONF.
Average RPI Loss:	49	RECORD	PCT. RANK	GAMES	SCHEDULE	OF SCHEDULE	RPI	RPI	RPI	RPI
DIV. I ONLY	15- 11	129	5-5	41	61	80	80	4	4	
DIV. I NON-CONF.	10- 3	57	0	126	164	73	73	5	5	
TOTALS	RPI 1-25	RPI 26-50	W-L RECORDS	RPI 51-100	RPI 101-150	RPI 150+				
15- 11	0- 4	0- 3	OVERALL	2- 3	6- 1	7- 0				
9- 6	0- 3	0- 2	HOME	1- 0	5- 1	3- 0				
5- 4	0- 1	0- 1	AWAY	0- 2	1- 0	4- 0				
1- 1	0- 0	0- 0	NEUTRAL	1- 1	0- 0	0- 0				
10- 3	0- 0	0- 1	NON-CONFERENCE	2- 1	2- 1	6- 0				
6- 2	0- 0	0- 1	HOME	1- 0	2- 1	3- 0				
3- 0	0- 0	0- 0	AWAY	0- 0	0- 0	3- 0				
1- 1	0- 0	0- 0	NEUTRAL	1- 1	0- 0	0- 0				
5- 8	0- 4	0- 2	CONFERENCE	0- 2	4- 0	1- 0				
3- 4	0- 3	0- 1	HOME	0- 0	3- 0	0- 0				
2- 4	0- 1	0- 1	AWAY	0- 2	1- 0	1- 0				
0- 0	0- 0	0- 0	NEUTRAL	0- 0	0- 0	0- 0				

RPI 1-25				RPI 26-50				RPI 51-100				Team's RPI: 80	RPI 101+			
RPI	S	Opponent	Score	RPI	S	Opponent	Score	RPI	S	Opponent	Score		RPI	S	Opponent	Score
2	H	South Carolina	78 93	26	A	LSU	60 71	61	A	Tennessee	63 65		106	H	North Carolina	83 77
13	H	Texas A&M	74 79	34	H	Arkansas	48 66	74	N	UNI	87 77		108	A	Auburn	75 48
24	A	Kentucky	62 66	43	H	Iowa St.	66 75	84	A	Georgia	75 76		108	H	Auburn	68 64
24	H	Kentucky	71 81					85	N	Southern California	57 60		117	H	Vanderbilt	98 61
								88	H	Colgate	72 52		119	H	Bethune-Cookman	60 49
													138	H	Florida	69 62
													143	H	Hampton	61 64
													159	A	Tulane	66 56
													200	H	Radford	85 51
													223	A	Clemson	67 54
													234	H	Southeastern La.	87 50
													249	A	South Alabama	74 62
													278	A	Ole Miss	57 56
													329	H	Mercer	111 56
LAST 10 Division I																
138	H	Florida	69 62	34	H	Arkansas	48 66									
84	A	Georgia	75 76	117	H	Vanderbilt	98 61									
108	H	Auburn	68 64	13	H	Texas A&M	74 79									
24	A	Kentucky	62 66	61	A	Tennessee	63 65									
278	A	Ole Miss	57 56	108	A	Auburn	75 48									

Non-Div I Games:

Alabama

■ Loss,
 ■ Non-Conf,
 ■ S Site,
 ■ H Home
 ■ A Away
 N Neutral

Average RPI Win:	146	WON-LOST	WINNING	LAST 10	STRENGTH OF	OPP. STRENGTH	TEAM	ADJ.	CONF.	ADJ CONF.
Average RPI Loss:	52	RECORD	PCT. RANK	GAMES	SCHEDULE	OF SCHEDULE	RPI	RPI	RPI	RPI
DIV. I ONLY	15- 12	150	4-6	44	20	81	81	2	2	
DIV. I NON-CONF.	10- 1	20	0	86	135	26	26	1	1	
TOTALS	RPI 1-25	RPI 26-50	W-L RECORDS	RPI 51-100	RPI 101-150	RPI 150+				
15- 12	0- 7	3- 1	OVERALL	2- 2	4- 1	6- 1				
9- 7	0- 5	2- 1	HOME	2- 0	1- 1	4- 0				
6- 5	0- 2	1- 0	AWAY	0- 2	3- 0	2- 1				
0- 0	0- 0	0- 0	NEUTRAL	0- 0	0- 0	0- 0				
10- 1	0- 1	1- 0	NON-CONFERENCE	1- 0	3- 0	5- 0				
7- 1	0- 1	1- 0	HOME	1- 0	1- 0	4- 0				
3- 0	0- 0	0- 0	AWAY	0- 0	2- 0	1- 0				
0- 0	0- 0	0- 0	NEUTRAL	0- 0	0- 0	0- 0				
5- 11	0- 6	2- 1	CONFERENCE	1- 2	1- 1	1- 1				
2- 6	0- 4	1- 1	HOME	1- 0	0- 1	0- 0				
3- 5	0- 2	1- 0	AWAY	0- 2	1- 0	1- 1				
0- 0	0- 0	0- 0	NEUTRAL	0- 0	0- 0	0- 0				

RPI	S	Opponent	Score	RPI	S	Opponent	Score	RPI	S	Opponent	Score	RPI	S	Opponent	Score
9	H	Missouri St.	69 77	27	H	Arizona St.	80 66	71	A	Michigan St.	54 66	116	A	Notre Dame	75 67
10	H	Northwestern	54 56	36	H	Michigan	52 77	76	H	Montana St.	71 60	128	H	Lehigh	77 49
12	H	Iowa	75 76	42	A	Purdue	72 59	86	A	Nebraska	58 72	137	A	Wisconsin	73 64
17	A	Indiana	52 65	45	H	Rutgers	73 71	86	H	Nebraska	67 61	137	H	Wisconsin	62 72
17	H	Indiana	69 75									139	A	George Washington	83 50
23	A	Ohio St.	76 99									157	H	UC Davis	76 67
23	H	Ohio St.	63 66									181	A	American	70 53
												185	A	Illinois	71 74
												205	A	Penn St.	81 74
												239	H	Milwaukee	77 61
												296	H	Vermont	90 58
												318	H	Bryant	101 56
LAST 10 Division I															
17	H	Indiana	69 75	45	H	Rutgers	73 71								
71	A	Michigan St.	54 66	86	H	Nebraska	67 61								
23	A	Ohio St.	76 99	17	A	Indiana	52 65								
36	H	Michigan	52 77	137	H	Wisconsin	62 72								
137	A	Wisconsin	73 64	42	A	Purdue	72 59								

Non-Div I Games:

Minnesota

■ Loss,
■ Non-Conf, S Site,
■ Home
■ Away
N Neutral

Average RPI Win: 163	WON-LOST	WINNING	LAST 10	STRENGTH OF	OPP. STRENGTH	TEAM	ADJ.	CONF.	ADJ CONF.
Average RPI Loss: 105	RECORD	PCT. RANK	GAMES	SCHEDULE	OF SCHEDULE	RPI	RPI	RPI	RPI
DIV. I ONLY	18- 9	71	7-3	125	90	82	82	12	12
DIV. I NON-CONF.	8- 5	117	0	170	67	128	128	12	12
TOTALS	RPI 1-25	RPI 26-50	W-L RECORDS	RPI 51-100	RPI 101-150	RPI 150+			
18- 9	0- 0	0- 1	OVERALL	3- 3	6- 4	9- 1			
12- 2	0- 0	0- 0	HOME	2- 1	3- 1	7- 0			
5- 6	0- 0	0- 0	AWAY	1- 2	2- 3	2- 1			
1- 1	0- 0	0- 1	NEUTRAL	0- 0	1- 0	0- 0			
8- 5	0- 0	0- 1	NON-CONFERENCE	1- 1	2- 2	5- 1			
5- 2	0- 0	0- 0	HOME	0- 1	1- 1	4- 0			
2- 2	0- 0	0- 0	AWAY	1- 0	0- 1	1- 1			
1- 1	0- 0	0- 1	NEUTRAL	0- 0	1- 0	0- 0			
10- 4	0- 0	0- 0	CONFERENCE	2- 2	4- 2	4- 0			
7- 0	0- 0	0- 0	HOME	2- 0	2- 0	3- 0			
3- 4	0- 0	0- 0	AWAY	0- 2	2- 2	1- 0			
0- 0	0- 0	0- 0	NEUTRAL	0- 0	0- 0	0- 0			

RPI 1-25				RPI 26-50				RPI 51-100				Team's RPI: 82		RPI 101+			
RPI	S	Opponent	Score	RPI	S	Opponent	Score	RPI	S	Opponent	Score			RPI	S	Opponent	Score
				34	N	Arkansas	59 71	51	A	Charlotte	76 51			104	A	VCU	52 62
								52	A	Dayton	44 48			112	A	Richmond	64 47
								52	H	Dayton	50 38			116	H	Notre Dame	55 60
								89	H	Villanova	66 73			125	A	Columbia	51 70
								96	A	Saint Louis	49 59			126	A	Davidson	62 74
								96	H	Saint Louis	66 54			126	H	Davidson	47 46
														128	N	Lehigh	59 57
														130	H	Northeastern	74 58
														139	H	George Washington	53 47
														146	A	Massachusetts	69 64
														172	H	La Salle	62 45
														173	H	Samford	68 37
														192	H	Houston	63 54
														205	A	Penn St.	59 72
														206	A	Manhattan	51 45
														207	H	Rhode Island	60 50
														230	A	George Mason	66 54
														241	H	Georgetown	67 54
														242	H	Southern U.	65 52
														293	H	St. Bonaventure	79 53
LAST 10 Division I																	
				52	H	Dayton	50 38	207	H	Rhode Island	60 50						
				96	A	Saint Louis	49 59	172	H	La Salle	62 45						
				112	A	Richmond	64 47	104	A	VCU	52 62						
				126	H	Davidson	47 46	52	A	Dayton	44 48						
				146	A	Massachusetts	69 64	96	H	Saint Louis	66 54						

Non-Div I Games:

Fordham

Average RPI Win:	175	WON-LOST	WINNING	LAST 10	STRENGTH OF	OPP. STRENGTH	TEAM	ADJ.	CONF.	ADJ CONF.
Average RPI Loss:	75	RECORD	PCT. RANK	GAMES	SCHEDULE	OF SCHEDULE	RPI	RPI	RPI	RPI
DIV. I ONLY	14- 10	124	4-6	59	115	83	83	8	8	
DIV. I NON-CONF.	7- 3	80	0	149	193	66	66	7	7	
TOTALS	RPI 1-25	RPI 26-50	W-L RECORDS	RPI 51-100	RPI 101-150	RPI 150+				
14- 10	0- 1	1- 5	OVERALL	3- 1	2- 2	8- 1				
9- 3	0- 0	1- 2	HOME	1- 0	1- 1	6- 0				
5- 7	0- 1	0- 3	AWAY	2- 1	1- 1	2- 1				
0- 0	0- 0	0- 0	NEUTRAL	0- 0	0- 0	0- 0				
7- 3	0- 0	1- 1	NON-CONFERENCE	0- 1	0- 0	6- 1				
5- 0	0- 0	1- 0	HOME	0- 0	0- 0	4- 0				
2- 3	0- 0	0- 1	AWAY	0- 1	0- 0	2- 1				
0- 0	0- 0	0- 0	NEUTRAL	0- 0	0- 0	0- 0				
7- 7	0- 1	0- 4	CONFERENCE	3- 0	2- 2	2- 0				
4- 3	0- 0	0- 2	HOME	1- 0	1- 1	2- 0				
3- 4	0- 1	0- 2	AWAY	2- 0	1- 1	0- 0				
0- 0	0- 0	0- 0	NEUTRAL	0- 0	0- 0	0- 0				

RPI S	Opponent	Score	RPI S	Opponent	Score	RPI S	Opponent	Score	RPI S	Opponent	Score
9	A Missouri St.	74 87	30	A Drake	82 87	74	A UNI	69 61	144	A Loyola Chicago	64 69
			30	H Drake	67 69	74	H UNI	65 57	144	H Loyola Chicago	86 85
			37	A Marquette	41 58	95	A Southern Ill.	62 54	148	A Valparaiso	72 60
			38	A Bradley	61 76	96	A Saint Louis	56 61	148	H Valparaiso	70 78
			38	H Bradley	62 66				153	H Jackson St.	77 55
			47	H UT Martin	70 47				177	A Austin Peay	72 77
									180	H Northern Ill.	69 66
									185	A Illinois	74 58
									197	H Western Ill.	78 65
									218	A North Dakota	66 58
									279	H Indiana St.	83 69
									322	H Evansville	81 58
									340	H SIUE	74 53
LAST 10 Division I											
30	A Drake	82 87	9	A Missouri St.	74 87						
74	A UNI	69 61	95	A Southern Ill.	62 54						
148	H Valparaiso	70 78	74	H UNI	65 57						
144	H Loyola Chicago	86 85	30	H Drake	67 69						
38	H Bradley	62 66	144	A Loyola Chicago	64 69						

Non-Div I Games: Truman 87 60

Illinois St.

Average RPI Win:	174	WON-LOST	WINNING	LAST 10	STRENGTH OF	OPP. STRENGTH	TEAM	ADJ.	CONF.	ADJ CONF.
Average RPI Loss:	45	RECORD	PCT. RANK	GAMES	SCHEDULE	OF SCHEDULE	RPI	RPI	RPI	RPI
DIV. I ONLY	14- 12	159	4-6	15	67	84	84	4	4	
DIV. I NON-CONF.	9- 4	84	0	47	203	84	84	5	5	
TOTALS	RPI 1-25	RPI 26-50	W-L RECORDS	RPI 51-100	RPI 101-150	RPI 150+				
14- 12	0- 7	2- 0	OVERALL	2- 3	3- 2	7- 0				
9- 8	0- 4	0- 0	HOME	1- 2	2- 2	6- 0				
3- 4	0- 3	1- 0	AWAY	0- 1	1- 0	1- 0				
2- 0	0- 0	1- 0	NEUTRAL	1- 0	0- 0	0- 0				
9- 4	0- 2	1- 0	NON-CONFERENCE	1- 2	1- 0	6- 0				
7- 3	0- 1	0- 0	HOME	0- 2	1- 0	6- 0				
0- 1	0- 1	0- 0	AWAY	0- 0	0- 0	0- 0				
2- 0	0- 0	1- 0	NEUTRAL	1- 0	0- 0	0- 0				
5- 8	0- 5	1- 0	CONFERENCE	1- 1	2- 2	1- 0				
2- 5	0- 3	0- 0	HOME	1- 0	1- 2	0- 0				
3- 3	0- 2	1- 0	AWAY	0- 1	1- 0	1- 0				
0- 0	0- 0	0- 0	NEUTRAL	0- 0	0- 0	0- 0				

RPI 1-25				RPI 26-50				RPI 51-100 Team's RPI: 84				RPI 101+			
RPI	S	Opponent	Score	RPI	S	Opponent	Score	RPI	S	Opponent	Score	RPI	S	Opponent	Score
2	H	South Carolina	53 88	29	N	Virginia Tech	77 72	61	A	Tennessee	56 73	108	H	Auburn	61 50
5	A	Baylor	38 72	34	A	Arkansas	64 55	79	H	Georgia Tech	40 73	117	H	Vanderbilt	55 63
8	H	UCLA	50 59					80	H	Alabama	76 75	132	H	Missouri	65 73
11	A	Mississippi St.	53 67					87	N	Butler	69 36	138	A	Florida	49 43
11	H	Mississippi St.	66 73					89	H	Villanova	58 63	150	H	N.C. A&T	72 54
13	A	Texas A&M	63 64									193	H	Gardner-Webb	84 56
13	H	Texas A&M	47 64									211	H	Furman	77 48
												219	H	Kennesaw St.	80 65
												247	H	East Carolina	67 50
												278	A	Ole Miss	58 51
												327	H	USC Upstate	67 53
												329	H	Mercer	76 60
LAST 10 Division I															
13	H	Texas A&M	47 64	13	A	Texas A&M	63 64	2	H	South Carolina	53 88				
80	H	Alabama	76 75	34	A	Arkansas	64 55	108	H	Auburn	61 50				
138	A	Florida	49 43	61	A	Tennessee	56 73								
132	H	Missouri	65 73												
11	A	Mississippi St.	53 67												

Non-Div I Games:

Georgia

Average RPI Win:	166	WON-LOST	WINNING	LAST 10	STRENGTH OF	OPP. STRENGTH	TEAM	ADJ.	CONF.	ADJ CONF.
Average RPI Loss:	62	RECORD	PCT. RANK	GAMES	SCHEDULE	OF SCHEDULE	RPI	RPI	RPI	RPI
DIV. I ONLY	13- 13	172	5-5	29	39	85	85	1	1	
DIV. I NON-CONF.	8- 3	68	0	206	190	107	107	2	2	
TOTALS	RPI 1-25	RPI 26-50	W-L RECORDS	RPI 51-100	RPI 101-150	RPI 150+				
13- 13	2- 6	0- 2	OVERALL	2- 2	3- 2	6- 1				
9- 4	2- 3	0- 1	HOME	1- 0	2- 0	4- 0				
3- 8	0- 3	0- 1	AWAY	0- 1	1- 2	2- 1				
1- 1	0- 0	0- 0	NEUTRAL	1- 1	0- 0	0- 0				
8- 3	0- 1	0- 0	NON-CONFERENCE	2- 1	0- 0	6- 1				
5- 1	0- 1	0- 0	HOME	1- 0	0- 0	4- 0				
2- 1	0- 0	0- 0	AWAY	0- 0	0- 0	2- 1				
1- 1	0- 0	0- 0	NEUTRAL	1- 1	0- 0	0- 0				
5- 10	2- 5	0- 2	CONFERENCE	0- 1	3- 2	0- 0				
4- 3	2- 2	0- 1	HOME	0- 0	2- 0	0- 0				
1- 7	0- 3	0- 1	AWAY	0- 1	1- 2	0- 0				
0- 0	0- 0	0- 0	NEUTRAL	0- 0	0- 0	0- 0				

RPI 1-25				RPI 26-50				RPI 51-100				Team's RPI: 85				RPI 101+			
RPI	S	Opponent	Score	RPI	S	Opponent	Score	RPI	S	Opponent	Score	RPI	S	Opponent	Score	RPI	S	Opponent	Score
1	H	Oregon	67 93	27	A	Arizona St.	75 76	59	H	Virginia	59 49	101	H	Washington St.	74 63				
7	A	Stanford	59 79	27	H	Arizona St.	54 63	80	N	Alabama	60 57	114	A	Utah	65 67				
8	A	UCLA	59 83					86	N	Nebraska	54 67	133	A	Washington	66 75				
8	H	UCLA	70 68					92	A	Colorado	53 66	133	H	Washington	81 78				
13	H	Texas A&M	64 74									134	A	California	75 67				
16	H	Oregon St.	72 66									208	H	UNLV	75 54				
22	A	Arizona	57 73									238	H	Nevada	50 47				
22	H	Arizona	57 65									257	A	UC Santa Barbara	46 57				
												280	A	CSUN	69 53				
												285	H	Long Beach St.	57 40				
												300	A	UC Riverside	76 59				
												315	H	UTRGV	80 43				

Non-Div I Games:

Southern California

Average RPI Win:	168	WON-LOST	WINNING	LAST 10	STRENGTH OF	OPP. STRENGTH	TEAM	ADJ.	CONF.	ADJ CONF.
Average RPI Loss:	33	RECORD	PCT. RANK	GAMES	SCHEDULE	OF SCHEDULE	RPI	RPI	RPI	RPI
DIV. I ONLY	17- 11	106	3-7	69	19	86	86	2	2	
DIV. I NON-CONF.	10- 1	20	0	268	181	83	83	1	1	
TOTALS	RPI 1-25	RPI 26-50	W-L RECORDS	RPI 51-100	RPI 101-150	RPI 150+				
17- 11	1- 6	2- 3	OVERALL	2- 2	3- 0	9- 0				
13- 4	1- 2	2- 2	HOME	1- 0	1- 0	8- 0				
2- 7	0- 4	0- 1	AWAY	0- 2	2- 0	0- 0				
2- 0	0- 0	0- 0	NEUTRAL	1- 0	0- 0	1- 0				
10- 1	0- 0	1- 1	NON-CONFERENCE	1- 0	1- 0	7- 0				
7- 1	0- 0	1- 1	HOME	0- 0	0- 0	6- 0				
1- 0	0- 0	0- 0	AWAY	0- 0	1- 0	0- 0				
2- 0	0- 0	0- 0	NEUTRAL	1- 0	0- 0	1- 0				
7- 10	1- 6	1- 2	CONFERENCE	1- 2	2- 0	2- 0				
6- 3	1- 2	1- 1	HOME	1- 0	1- 0	2- 0				
1- 7	0- 4	0- 1	AWAY	0- 2	1- 0	0- 0				
0- 0	0- 0	0- 0	NEUTRAL	0- 0	0- 0	0- 0				

RPI 1-25				RPI 26-50				RPI 51-100				RPI 101+			
RPI	S	Opponent	Score	RPI	S	Opponent	Score	RPI	S	Opponent	Score	RPI	S	Opponent	Score
3	A	Maryland	69 87	31	H	Duke	83 79	71	A	Michigan St.	70 78	132	A	Missouri	90 85
10	A	Northwestern	56 60	36	H	Michigan	74 71	81	A	Minnesota	61 67	137	A	Wisconsin	72 71
12	A	Iowa	60 76	41	H	Creighton	74 79	81	H	Minnesota	72 58	137	H	Wisconsin	65 50
12	H	Iowa	78 69	42	H	Purdue	68 76	85	N	Southern California	67 54	185	H	Illinois	80 58
17	H	Indiana	53 57	45	A	Rutgers	65 69					205	H	Penn St.	75 58
23	A	Ohio St.	52 65									206	H	Manhattan	71 51
23	H	Ohio St.	74 80									215	H	Oral Roberts	77 67
												242	H	Southern U.	73 39
												245	H	Morgan St.	78 55
												260	H	Alabama A&M	68 46
												310	N	Sacred Heart	72 49
												340	H	SIUE	63 49
LAST 10 Division I															
185	H	Illinois	80 58	12	A	Iowa	60 76								
23	A	Ohio St.	52 65	23	H	Ohio St.	74 80								
10	A	Northwestern	56 60	81	A	Minnesota	61 67								
205	H	Penn St.	75 58	137	A	Wisconsin	72 71								
17	H	Indiana	53 57	42	H	Purdue	68 76								

Non-Div I Games:

Nebraska

Average RPI Win:	174	WON-LOST	WINNING	LAST 10	STRENGTH OF	OPP. STRENGTH	TEAM	ADJ.	CONF.	ADJ CONF.
Average RPI Loss:	48	RECORD	PCT. RANK	GAMES	SCHEDULE	OF SCHEDULE	RPI	RPI	RPI	RPI
DIV. I ONLY	18- 8	64	7-3	120	71	87	87	6	6	
DIV. I NON-CONF.	8- 3	68	0	193	112	116	116	6	6	
TOTALS	RPI 1-25	RPI 26-50	W-L RECORDS	RPI 51-100	RPI 101-150	RPI 150+				
18- 8	0- 3	4- 1	OVERALL	3- 4	0- 0	11- 0				
12- 4	0- 2	2- 0	HOME	2- 2	0- 0	8- 0				
5- 3	0- 1	1- 1	AWAY	1- 1	0- 0	3- 0				
1- 1	0- 0	1- 0	NEUTRAL	0- 1	0- 0	0- 0				
8- 3	0- 1	1- 0	NON-CONFERENCE	1- 2	0- 0	6- 0				
7- 1	0- 1	0- 0	HOME	1- 0	0- 0	6- 0				
0- 1	0- 0	0- 0	AWAY	0- 1	0- 0	0- 0				
1- 1	0- 0	1- 0	NEUTRAL	0- 1	0- 0	0- 0				
10- 5	0- 2	3- 1	CONFERENCE	2- 2	0- 0	5- 0				
5- 3	0- 1	2- 0	HOME	1- 2	0- 0	2- 0				
5- 2	0- 1	1- 1	AWAY	1- 0	0- 0	3- 0				
0- 0	0- 0	0- 0	NEUTRAL	0- 0	0- 0	0- 0				

RPI 1-25				RPI 26-50				RPI 51-100 Team's RPI: 87				RPI 101+			
RPI	S	Opponent	Score	RPI	S	Opponent	Score	RPI	S	Opponent	Score	RPI	S	Opponent	Score
17	H	Indiana	53 64	37	A	Marquette	54 76	53	H	IUPUI	64 61	151	H	Akron	76 55
21	A	DePaul	60 89	37	H	Marquette	61 55	63	H	St. John's (NY)	42 67	171	A	Providence	50 47
21	H	DePaul	65 80	41	A	Creighton	73 67	68	A	Ball St.	70 74	183	H	High Point	74 52
				41	H	Creighton	76 61	70	H	Seton Hall	62 67	241	A	Georgetown	47 46
				49	N	Ohio	60 55	84	N	Georgia	36 69	241	H	Georgetown	60 42
								89	A	Villanova	58 41	254	A	Xavier	78 70
								89	H	Villanova	63 61	254	H	Xavier	63 61
												283	H	Eastern Ky.	73 41
												287	H	Wagner	74 58
												333	H	Detroit Mercy	82 60
												334	H	Purdue Fort Wayne	85 58
LAST 10 Division I															
				41	H	Creighton	76 61	254	H	Xavier	63 61				
				37	A	Marquette	54 76	41	A	Creighton	73 67				
				21	A	DePaul	60 89	171	A	Providence	50 47				
				89	H	Villanova	63 61	21	H	DePaul	65 80				
				241	H	Georgetown	60 42	37	H	Marquette	61 55				

Non-Div I Games:

Butler

Average RPI Win:	226	WON-LOST	WINNING	LAST 10	STRENGTH OF	OPP. STRENGTH	TEAM	ADJ.	CONF.	ADJ CONF.
Average RPI Loss:	105	RECORD	PCT. RANK	GAMES	SCHEDULE	OF SCHEDULE	RPI	RPI	RPI	RPI
DIV. I ONLY	19- 7	48	7-3	229	154	88	88	15	15	
DIV. I NON-CONF.	8- 3	68	0	236	152	86	86	15	15	
TOTALS	RPI 1-25	RPI 26-50	W-L RECORDS	RPI 51-100	RPI 101-150	RPI 150+				
19- 7	0- 1	0- 0	OVERALL	1- 3	4- 1	14- 2				
11- 1	0- 0	0- 0	HOME	1- 0	1- 1	9- 0				
8- 6	0- 1	0- 0	AWAY	0- 3	3- 0	5- 2				
0- 0	0- 0	0- 0	NEUTRAL	0- 0	0- 0	0- 0				
8- 3	0- 1	0- 0	NON-CONFERENCE	1- 2	0- 0	7- 0				
5- 0	0- 0	0- 0	HOME	1- 0	0- 0	4- 0				
3- 3	0- 1	0- 0	AWAY	0- 2	0- 0	3- 0				
0- 0	0- 0	0- 0	NEUTRAL	0- 0	0- 0	0- 0				
11- 4	0- 0	0- 0	CONFERENCE	0- 1	4- 1	7- 2				
6- 1	0- 0	0- 0	HOME	0- 0	1- 1	5- 0				
5- 3	0- 0	0- 0	AWAY	0- 1	3- 0	2- 2				
0- 0	0- 0	0- 0	NEUTRAL	0- 0	0- 0	0- 0				

RPI 1-25				RPI 26-50				RPI 51-100 Team's RPI: 88				RPI 101+			
RPI	S	Opponent	Score	RPI	S	Opponent	Score	RPI	S	Opponent	Score	RPI	S	Opponent	Score
10	A	Northwestern	44 73					62	A	Bucknell	43 66	124	A	Holy Cross	80 69
								66	H	Yale	70 67	124	H	Holy Cross	71 60
								80	A	Alabama	52 72	128	A	Lehigh	82 73
								96	A	Saint Louis	51 61	135	A	Boston U.	70 61
												135	H	Boston U.	58 60
												174	A	Lafayette	39 55
												174	H	Lafayette	73 52
												181	A	American	61 63
												181	H	American	63 62
												182	A	Cornell	62 58
												233	H	UMass Lowell	73 51
												269	A	Loyola Maryland	76 74
												269	H	Loyola Maryland	79 70
												275	H	Niagara	85 72
												277	H	Siena	88 51
												287	H	Wagner	74 58
												295	H	Army West Point	100 93
												307	A	Navy	65 53
												307	H	Navy	80 55
												325	A	NJIT	79 52
												339	A	Canisius	90 69
LAST 10 Division I															
124	A	Holy Cross	80 69	124	H	Holy Cross	71 60								
128	A	Lehigh	82 73	174	A	Lafayette	39 55								
269	H	Loyola Maryland	79 70	181	H	American	63 62								
135	H	Boston U.	58 60	62	A	Bucknell	43 66								
307	A	Navy	65 53	135	A	Boston U.	70 61								

Non-Div I Games:

Colgate

■ Loss,
 ■ Non-Conf, S Site,
 ■ Home
 ■ Away
 N Neutral

Average RPI Win:	148	WON-LOST	WINNING	LAST 10	STRENGTH OF	OPP. STRENGTH	TEAM	ADJ.	CONF.	ADJ CONF.
Average RPI Loss:	76	RECORD	PCT. RANK	GAMES	SCHEDULE	OF SCHEDULE	RPI	RPI	RPI	RPI
DIV. I ONLY	15- 11	129	6-4	72	62	89	89	6	6	
DIV. I NON-CONF.	6- 5	151	1-0	60	52	81	81	6	6	
TOTALS	RPI 1-25	RPI 26-50	W-L RECORDS	RPI 51-100	RPI 101-150	RPI 150+				
15- 11	0- 1	1- 4	OVERALL	6- 4	0- 1	8- 1				
8- 5	0- 0	1- 2	HOME	2- 2	0- 1	5- 0				
7- 6	0- 1	0- 2	AWAY	4- 2	0- 0	3- 1				
0- 0	0- 0	0- 0	NEUTRAL	0- 0	0- 0	0- 0				
6- 5	0- 0	0- 2	NON-CONFERENCE	3- 1	0- 1	3- 1				
3- 2	0- 0	0- 1	HOME	1- 0	0- 1	2- 0				
3- 3	0- 0	0- 1	AWAY	2- 1	0- 0	1- 1				
0- 0	0- 0	0- 0	NEUTRAL	0- 0	0- 0	0- 0				
9- 6	0- 1	1- 2	CONFERENCE	3- 3	0- 0	5- 0				
5- 3	0- 0	1- 1	HOME	1- 2	0- 0	3- 0				
4- 3	0- 1	0- 1	AWAY	2- 1	0- 0	2- 0				
0- 0	0- 0	0- 0	NEUTRAL	0- 0	0- 0	0- 0				

RPI	S	Opponent	Score	RPI	S	Opponent	Score	RPI	S	Opponent	Score	RPI	S	Opponent	Score
21	A	DePaul	69 85	37	A	Marquette	52 57	55	H	Penn	70 58	139	H	George Washington	56 68
				37	H	Marquette	61 47	63	A	St. John's (NY)	67 62	171	H	Providence	51 49
				39	H	James Madison	52 56	63	H	St. John's (NY)	66 64	172	A	La Salle	77 69
				41	H	Creighton	42 58	70	A	Seton Hall	61 55	181	A	American	54 76
				44	A	Drexel	52 54	70	H	Seton Hall	63 65	206	H	Manhattan	63 51
								82	A	Fordham	73 66	227	H	Saint Joseph's	60 44
								84	A	Georgia	63 58	241	A	Georgetown	48 40
								87	A	Butler	61 63	241	H	Georgetown	74 53
								87	H	Butler	41 58	254	A	Xavier	55 54
								91	A	Temple	69 74	254	H	Xavier	66 54
LAST 10 Division I															
				37	H	Marquette	61 47	63	H	St. John's (NY)	66 64				
				241	A	Georgetown	48 40	37	A	Marquette	52 57				
				87	A	Butler	61 63	21	A	DePaul	69 85				
				254	A	Xavier	55 54	241	H	Georgetown	74 53				
				70	H	Seton Hall	63 65	55	H	Penn	70 58				

Non-Div I Games:

Villanova

Average RPI Win: 237	WON-LOST	WINNING	LAST 10	STRENGTH OF	OPP. STRENGTH	TEAM	ADJ.	CONF.	ADJ CONF.
Average RPI Loss: 136	RECORD	PCT. RANK	GAMES	SCHEDULE	OF SCHEDULE	RPI	RPI	RPI	RPI
DIV. I ONLY	20- 4	24	8-2	297	176	90	90	24	24
DIV. I NON-CONF.	7- 2	53	0	325	34	118	118	25	25
TOTALS	RPI 1-25	RPI 26-50	W-L RECORDS	RPI 51-100	RPI 101-150	RPI 150+			
20- 4	0- 1	0- 0	OVERALL	1- 1	0- 1	19- 1			
9- 1	0- 0	0- 0	HOME	0- 1	0- 0	9- 0			
10- 2	0- 1	0- 0	AWAY	1- 0	0- 0	9- 1			
1- 1	0- 0	0- 0	NEUTRAL	0- 0	0- 1	1- 0			
7- 2	0- 1	0- 0	NON-CONFERENCE	0- 0	0- 1	7- 0			
3- 0	0- 0	0- 0	HOME	0- 0	0- 0	3- 0			
3- 1	0- 1	0- 0	AWAY	0- 0	0- 0	3- 0			
1- 1	0- 0	0- 0	NEUTRAL	0- 0	0- 1	1- 0			
13- 2	0- 0	0- 0	CONFERENCE	1- 1	0- 0	12- 1			
6- 1	0- 0	0- 0	HOME	0- 1	0- 0	6- 0			
7- 1	0- 0	0- 0	AWAY	1- 0	0- 0	6- 1			
0- 0	0- 0	0- 0	NEUTRAL	0- 0	0- 0	0- 0			

RPI 1-25				RPI 26-50				RPI 51-100				Team's RPI: 90		RPI 101+			
RPI	S	Opponent	Score	RPI	S	Opponent	Score	RPI	S	Opponent	Score		RPI	S	Opponent	Score	
15	A	Princeton	47 80					64	A	Marist	76 72		140	N	North Florida	70 80	
								64	H	Marist	58 63		172	H	La Salle	70 43	
													188	A	Quinnipiac	68 62	
													188	H	Quinnipiac	75 59	
													205	A	Penn St.	78 70	
													206	A	Manhattan	55 50	
													206	H	Manhattan	76 53	
													226	A	Iona	81 37	
													240	H	Fairfield	60 52	
													241	A	Georgetown	65 64	
													252	N	Lipscomb	81 76	
													254	H	Xavier	64 57	
													264	A	Delaware St.	71 69	
													275	A	Niagara	71 55	
													275	H	Niagara	79 75	
													277	A	Siena	69 38	
													277	H	Siena	70 66	
													287	H	Wagner	77 63	
													299	H	Monmouth	48 25	
													324	A	Saint Peter's	56 67	
													339	A	Canisius	70 57	
LAST 10 Division I																	
188	A	Quinnipiac	68 62	299	H	Monmouth	48 25										
206	A	Manhattan	55 50	206	H	Manhattan	76 53										
277	A	Siena	69 38	240	H	Fairfield	60 52										
64	H	Marist	58 63	275	A	Niagara	71 55										
324	A	Saint Peter's	56 67	339	A	Canisius	70 57										

Non-Div I Games:

Rider

■ Loss,
■ Non-Conf,
■ S Site,
■ H Home
■ A Away
N Neutral

Average RPI Win: 155	WON-LOST	WINNING	LAST 10	STRENGTH OF	OPP. STRENGTH	TEAM	ADJ.	CONF.	ADJ CONF.
Average RPI Loss: 103	RECORD	PCT. RANK	GAMES	SCHEDULE	OF SCHEDULE	RPI	RPI	RPI	RPI
DIV. I ONLY	15- 11	129	5-5	48	87	91	91	9	9
DIV. I NON-CONF.	8- 5	117	1-0	31	102	57	57	9	9
TOTALS	RPI 1-25	RPI 26-50	W-L RECORDS	RPI 51-100	RPI 101-150	RPI 150+			
15- 11	0- 2	1- 2	OVERALL	4- 2	1- 1	9- 4			
10- 4	0- 2	1- 1	HOME	3- 0	1- 0	5- 1			
5- 5	0- 0	0- 0	AWAY	1- 2	0- 0	4- 3			
0- 2	0- 0	0- 1	NEUTRAL	0- 0	0- 1	0- 0			
8- 5	0- 1	0- 2	NON-CONFERENCE	3- 0	1- 1	4- 1			
5- 2	0- 1	0- 1	HOME	2- 0	1- 0	2- 0			
3- 1	0- 0	0- 0	AWAY	1- 0	0- 0	2- 1			
0- 2	0- 0	0- 1	NEUTRAL	0- 0	0- 1	0- 0			
7- 6	0- 1	1- 0	CONFERENCE	1- 2	0- 0	5- 3			
5- 2	0- 1	1- 0	HOME	1- 0	0- 0	3- 1			
2- 4	0- 0	0- 0	AWAY	0- 2	0- 0	2- 2			
0- 0	0- 0	0- 0	NEUTRAL	0- 0	0- 0	0- 0			

RPI	S	Opponent	Score	RPI	S	Opponent	Score	RPI	S	Opponent	Score	RPI	S	Opponent	Score
2	H	South Carolina	71 78	33	H	FGCU	67 93	55	H	Penn	76 72	106	N	North Carolina	58 71
6	H	UConn	54 83	40	H	UCF	67 65	62	A	Bucknell	72 61	127	H	Duquesne	85 72
				41	N	Creighton	59 69	67	A	South Fla.	51 99	163	A	Wichita St.	70 72
								67	H	South Fla.	69 66	163	H	Wichita St.	75 85
								75	A	Cincinnati	81 86	170	A	Towson	74 59
								89	H	Villanova	74 69	172	A	La Salle	72 69
												189	H	Memphis	78 64
												192	A	Houston	61 58
												192	H	Houston	76 75
												220	H	SMU	85 62
												227	A	Saint Joseph's	63 67
												240	H	Fairfield	77 59
												247	A	East Carolina	50 56
												254	H	Xavier	78 65
												258	A	Tulsa	74 65
LAST 10 Division I															
247	A	East Carolina	50 56	40	H	UCF	67 65								
189	H	Memphis	78 64	75	A	Cincinnati	81 86								
192	H	Houston	76 75	55	H	Penn	76 72								
67	A	South Fla.	51 99	163	A	Wichita St.	70 72								
163	H	Wichita St.	75 85	67	H	South Fla.	69 66								

Non-Div I Games:

Temple

Loss, Non-Conf, S Site, H Home A Away N Neutral

Average RPI Win:	185	WON-LOST	WINNING	LAST 10	STRENGTH OF	OPP. STRENGTH	TEAM	ADJ.	CONF.	ADJ CONF.
Average RPI Loss:	39	RECORD	PCT. RANK	GAMES	SCHEDULE	OF SCHEDULE	RPI	RPI	RPI	RPI
DIV. I ONLY	15- 11	129	2-8	70	13	92	92	1	1	
DIV. I NON-CONF.	11- 0	1	0	298	173	53	53	2	2	
TOTALS	RPI 1-25	RPI 26-50	W-L RECORDS	RPI 51-100	RPI 101-150	RPI 150+				
15- 11	0- 7	0- 1	OVERALL	1- 0	6- 3	8- 0				
8- 6	0- 4	0- 1	HOME	1- 0	3- 1	4- 0				
6- 5	0- 3	0- 0	AWAY	0- 0	2- 2	4- 0				
1- 0	0- 0	0- 0	NEUTRAL	0- 0	1- 0	0- 0				
11- 0	0- 0	0- 0	NON-CONFERENCE	0- 0	3- 0	8- 0				
6- 0	0- 0	0- 0	HOME	0- 0	2- 0	4- 0				
4- 0	0- 0	0- 0	AWAY	0- 0	0- 0	4- 0				
1- 0	0- 0	0- 0	NEUTRAL	0- 0	1- 0	0- 0				
4- 11	0- 7	0- 1	CONFERENCE	1- 0	3- 3	0- 0				
2- 6	0- 4	0- 1	HOME	1- 0	1- 1	0- 0				
2- 5	0- 3	0- 0	AWAY	0- 0	2- 2	0- 0				
0- 0	0- 0	0- 0	NEUTRAL	0- 0	0- 0	0- 0				

RPI 1-25				RPI 26-50				RPI 51-100 Team's RPI: 92				RPI 101+			
RPI	S	Opponent	Score	RPI	S	Opponent	Score	RPI	S	Opponent	Score	RPI	S	Opponent	Score
1	A	Oregon	46 104	27	H	Arizona St.	59 65	85	H	Southern California	66 53	101	A	Washington St.	59 69
1	H	Oregon	53 101									114	A	Utah	80 70
7	A	Stanford	68 76									114	H	Utah	69 84
7	H	Stanford	66 69									122	N	UAB	77 69
8	H	UCLA	62 65									133	A	Washington	52 61
16	A	Oregon St.	60 72									134	A	California	62 50
16	H	Oregon St.	52 79									134	H	California	64 57
												137	H	Wisconsin	74 57
												142	H	Texas Southern	74 50
												159	A	Tulane	62 52
												169	H	Jacksonville	66 44
												202	A	Wyoming	66 56
												250	H	Denver	96 70
												254	A	Xavier	62 53
												265	A	Colorado St.	79 75
												279	H	Indiana St.	59 46
												325	H	NJIT	80 57
LAST 10 Division I															
27	H	Arizona St.	59 65	1	H	Oregon	53 101								
7	H	Stanford	66 69	16	H	Oregon St.	52 79								
134	H	California	64 57	134	A	California	62 50								
133	A	Washington	52 61	7	A	Stanford	68 76								
101	A	Washington St.	59 69	114	H	Utah	69 84								

Non-Div I Games:

Colorado

■ Loss,
 ■ Non-Conf,
 S Site,
 ■ Home
 ■ Away
 N Neutral

Average RPI Win: 160	WON-LOST	WINNING	LAST 10	STRENGTH OF	OPP. STRENGTH	TEAM	ADJ.	CONF.	ADJ CONF.
Average RPI Loss: 57	RECORD	PCT. RANK	GAMES	SCHEDULE	OF SCHEDULE	RPI	RPI	RPI	RPI
DIV. I ONLY	15- 11	129	7-3	62	24	93	93	5	5
DIV. I NON-CONF.	6- 5	151	0	77	37	120	120	4	4
TOTALS	RPI 1-25	RPI 26-50	W-L RECORDS	RPI 51-100	RPI 101-150	RPI 150+			
15- 11	2- 3	2- 2	OVERALL	2- 4	2- 2	7- 0			
10- 3	2- 1	2- 1	HOME	0- 1	1- 0	5- 0			
3- 5	0- 1	0- 1	AWAY	1- 2	1- 1	1- 0			
2- 3	0- 1	0- 0	NEUTRAL	1- 1	0- 1	1- 0			
6- 5	0- 2	1- 1	NON-CONFERENCE	1- 1	0- 1	4- 0			
4- 1	0- 1	1- 0	HOME	0- 0	0- 0	3- 0			
0- 1	0- 0	0- 1	AWAY	0- 0	0- 0	0- 0			
2- 3	0- 1	0- 0	NEUTRAL	1- 1	0- 1	1- 0			
9- 6	2- 1	1- 1	CONFERENCE	1- 3	2- 1	3- 0			
6- 2	2- 0	1- 1	HOME	0- 1	1- 0	2- 0			
3- 4	0- 1	0- 0	AWAY	1- 2	1- 1	1- 0			
0- 0	0- 0	0- 0	NEUTRAL	0- 0	0- 0	0- 0			

RPI 1-25				RPI 26-50				RPI 51-100 Team's RPI: 93				RPI 101+			
RPI	S	Opponent	Score	RPI	S	Opponent	Score	RPI	S	Opponent	Score	RPI	S	Opponent	Score
1	H	Oregon	64 81	29	H	Virginia Tech	67 65	57	N	West Virginia	69 71	106	A	North Carolina	74 56
4	A	Louisville	58 62	31	H	Duke	58 88	59	A	Virginia	41 57	115	A	Wake Forest	60 65
4	H	Louisville	59 51	36	A	Michigan	76 84	71	N	Michigan St.	77 63	116	H	Notre Dame	74 63
7	N	Stanford	59 77	49	H	Ohio	66 54	77	A	Boston College	89 79	145	N	Green Bay	73 79
25	H	Florida St.	90 89					79	H	Georgia Tech	64 82	192	N	Houston	87 62
								98	A	Miami (FL)	62 77	223	H	Clemson	59 46
												284	H	UMBC	82 48
												291	A	Pittsburgh	69 51
												291	H	Pittsburgh	71 53
												320	H	Albany (NY)	75 53
												326	H	UMES	65 50
LAST 10 Division I															
223	H	Clemson	59 46	59	A	Virginia	41 57								
291	H	Pittsburgh	71 53	29	H	Virginia Tech	67 65								
106	A	North Carolina	74 56	115	A	Wake Forest	60 65								
4	H	Louisville	59 51	31	H	Duke	58 88								
77	A	Boston College	89 79	291	A	Pittsburgh	69 51								

Non-Div I Games:

Syracuse

Average RPI Win:	176	WON-LOST	WINNING	LAST 10	STRENGTH OF	OPP. STRENGTH	TEAM	ADJ.	CONF.	ADJ CONF.
Average RPI Loss:	53	RECORD	PCT. RANK	GAMES	SCHEDULE	OF SCHEDULE	RPI	RPI	RPI	RPI
DIV. I ONLY	13- 12	167	6-4	36	51	94	94	3	3	
DIV. I NON-CONF.	6- 5	151	0	178	194	178	178	3	3	
TOTALS	RPI 1-25	RPI 26-50	W-L RECORDS	RPI 51-100	RPI 101-150	RPI 150+				
13- 12	0- 4	1- 4	OVERALL	3- 2	1- 1	8- 1				
7- 6	0- 2	0- 2	HOME	1- 1	0- 1	6- 0				
6- 4	0- 2	1- 2	AWAY	2- 0	1- 0	2- 0				
0- 2	0- 0	0- 0	NEUTRAL	0- 1	0- 0	0- 1				
6- 5	0- 1	0- 1	NON-CONFERENCE	0- 1	0- 1	6- 1				
5- 1	0- 0	0- 0	HOME	0- 0	0- 1	5- 0				
1- 2	0- 1	0- 1	AWAY	0- 0	0- 0	1- 0				
0- 2	0- 0	0- 0	NEUTRAL	0- 1	0- 0	0- 1				
7- 7	0- 3	1- 3	CONFERENCE	3- 1	1- 0	2- 0				
2- 5	0- 2	0- 2	HOME	1- 1	0- 0	1- 0				
5- 2	0- 1	1- 1	AWAY	2- 0	1- 0	1- 0				
0- 0	0- 0	0- 0	NEUTRAL	0- 0	0- 0	0- 0				

RPI	S	Opponent	Score	RPI	S	Opponent	Score	RPI	S	Opponent	Score	RPI	S	Opponent	Score
1	A	Oregon	51 89	34	A	Arkansas	72 81	56	A	Oklahoma	87 85	107	H	UT Arlington	53 57
5	H	Baylor	40 54	43	A	Iowa St.	59 73	56	H	Oklahoma	92 74	121	A	Kansas	69 61
18	A	TCU	61 65	46	H	Oklahoma St.	63 70	57	A	West Virginia	56 55	152	A	Texas Tech	76 72
18	H	TCU	52 54	48	A	Texas	60 54	57	H	West Virginia	63 74	152	H	Texas Tech	84 70
				48	H	Texas	63 71	71	N	Michigan St.	60 65	189	N	Memphis	68 72
												212	A	UMKC	74 67
												215	H	Oral Roberts	109 69
												260	H	Incarnate Word	85 41
												309	H	Omaha	73 48
												315	H	UTRGV	79 66
												341	H	UIC	84 40
LAST 10 Division I															
48	A	Texas	60 54	152	H	Texas Tech	84 70								
18	H	TCU	52 54	18	A	TCU	61 65								
56	A	Oklahoma	87 85	121	A	Kansas	69 61								
57	A	West Virginia	56 55	56	H	Oklahoma	92 74								
5	H	Baylor	40 54	43	A	Iowa St.	59 73								

Non-Div I Games:

Kansas St.

■ Loss,
■ Non-Conf,
■ S Site,
■ H Home
■ A Away
N Neutral

Average RPI Win: 181		WON-LOST	WINNING	LAST 10	STRENGTH OF	OPP. STRENGTH	TEAM	ADJ.	CONF.	ADJ CONF.
Average RPI Loss: 80		RECORD	PCT. RANK	GAMES	SCHEDULE	OF SCHEDULE	RPI	RPI	RPI	RPI
DIV. I ONLY		14- 10	124	5-5	71	112	95	95	8	8
DIV. I NON-CONF.		8- 3	68	0	125	251	65	65	7	7
TOTALS		RPI 1-25	RPI 26-50		W-L RECORDS		RPI 51-100	RPI 101-150	RPI 150+	
14- 10	1- 1	2- 2		OVERALL		1- 4	1- 2	9- 1		
7- 4	1- 0	2- 1		HOME		1- 2	0- 0	3- 1		
6- 6	0- 1	0- 1		AWAY		0- 2	1- 2	5- 0		
1- 0	0- 0	0- 0		NEUTRAL		0- 0	0- 0	1- 0		
8- 3	0- 0	1- 0		NON-CONFERENCE		1- 1	0- 1	6- 1		
4- 1	0- 0	1- 0		HOME		1- 0	0- 0	2- 1		
3- 2	0- 0	0- 0		AWAY		0- 1	0- 1	3- 0		
1- 0	0- 0	0- 0		NEUTRAL		0- 0	0- 0	1- 0		
6- 7	1- 1	1- 2		CONFERENCE		0- 3	1- 1	3- 0		
3- 3	1- 0	1- 1		HOME		0- 2	0- 0	1- 0		
3- 4	0- 1	0- 1		AWAY		0- 1	1- 1	2- 0		
0- 0	0- 0	0- 0		NEUTRAL		0- 0	0- 0	0- 0		

RPI	S	Opponent	Score	RPI	S	Opponent	Score	RPI	S	Opponent	Score	RPI	S	Opponent	Score
9	A	Missouri St.	57 88	30	A	Drake	76 91	53	A	IUPUI	78 81	118	A	Southeast Mo. St.	65 79
9	H	Missouri St.	70 68	30	H	Drake	65 73	74	A	UNI	66 71	144	A	Loyola Chicago	49 51
				38	H	Bradley	64 50	74	H	UNI	57 60	148	A	Valparaiso	67 51
				47	H	UT Martin	70 59	83	H	Illinois St.	54 62	157	A	Eastern Mich.	85 54
								96	H	Saint Louis	61 53	180	A	Northern Ill.	80 61
												189	H	Memphis	66 70
												197	N	Western Ill.	79 65
												209	H	Tennessee Tech	76 65
												228	H	Murray St.	76 66
												279	A	Indiana St.	78 55
												279	H	Indiana St.	60 42
												322	A	Evansville	70 57
												340	A	SIUE	103 67
LAST 10 Division I															
279	H	Indiana St.	60 42	83	H	Illinois St.	54 62	279	A	Indiana St.	78 55				
9	A	Missouri St.	57 88	322	A	Evansville	70 57	9	H	Missouri St.	70 68				
74	A	UNI	66 71	30	H	Drake	76 91	30	H	Drake	65 73				
38	H	Bradley	64 50												

Non-Div I Games:

Southern Ill.

Average RPI Win:	164	WON-LOST	WINNING	LAST 10	STRENGTH OF	OPP. STRENGTH	TEAM	ADJ.	CONF.	ADJ CONF.
Average RPI Loss:	105	RECORD	PCT. RANK	GAMES	SCHEDULE	OF SCHEDULE	RPI	RPI	RPI	RPI
DIV. I ONLY	16- 11	117	6-4	87	104	96	96	12	12	
DIV. I NON-CONF.	8- 5	117	0	84	61	72	72	12	12	
TOTALS	RPI 1-25	RPI 26-50	W-L RECORDS	RPI 51-100	RPI 101-150	RPI 150+				
16- 11	0- 1	1- 0	OVERALL	4- 3	4- 6	7- 1				
9- 4	0- 1	1- 0	HOME	3- 0	3- 3	2- 0				
7- 7	0- 0	0- 0	AWAY	1- 3	1- 3	5- 1				
0- 0	0- 0	0- 0	NEUTRAL	0- 0	0- 0	0- 0				
8- 5	0- 1	1- 0	NON-CONFERENCE	3- 1	1- 3	3- 0				
4- 2	0- 1	1- 0	HOME	2- 0	1- 1	0- 0				
4- 3	0- 0	0- 0	AWAY	1- 1	0- 2	3- 0				
0- 0	0- 0	0- 0	NEUTRAL	0- 0	0- 0	0- 0				
8- 6	0- 0	0- 0	CONFERENCE	1- 2	3- 3	4- 1				
5- 2	0- 0	0- 0	HOME	1- 0	2- 2	2- 0				
3- 4	0- 0	0- 0	AWAY	0- 2	1- 1	2- 1				
0- 0	0- 0	0- 0	NEUTRAL	0- 0	0- 0	0- 0				

RPI S	Opponent	Score	RPI S	Opponent	Score	RPI S	Opponent	Score	Team's RPI: 96	RPI S	Opponent	Score
15	H Princeton	50 66	47	H UT Martin	56 50	52	A Dayton	47 48		104	A VCU	60 67
						75	A Cincinnati	60 50		104	H VCU	52 65
						82	A Fordham	54 66		117	A Vanderbilt	50 62
						82	H Fordham	59 49		118	H Southeast Mo. St.	76 61
						83	H Illinois St.	61 56		121	H Kansas	60 68
						88	H Colgate	61 51		126	H Davidson	58 65
						95	A Southern Ill.	53 61		127	H Duquesne	53 50
										132	A Missouri	58 83
										139	A George Washington	59 45
										146	H Massachusetts	71 56
										172	A La Salle	77 61
										184	A Northern Ky.	67 42
										207	A Rhode Island	63 72
										227	H Saint Joseph's	63 48
										230	A George Mason	64 51
										279	A Indiana St.	55 53
										293	H St. Bonaventure	72 51
										340	A SIUE	68 35
LAST 10 Division I												
104	A VCU	60 67	227	H Saint Joseph's	63 48							
82	H Fordham	59 49	139	A George Washington	59 45							
146	H Massachusetts	71 56	127	H Duquesne	53 50							
207	A Rhode Island	63 72	82	A Fordham	54 66							
230	A George Mason	64 51	52	A Dayton	47 48							

Non-Div I Games:

Saint Louis

SFA				STRENGTH OF SCHEDULE	OPP. STRENGTH OF SCHEDULE	TEAM RPI	ADJ. RPI	CONF. RPI	ADJ CONF. RPI
Average RPI Win:	239	WON-LOST RECORD	WINNING PCT. RANK						
Average RPI Loss:	133		LAST 10 GAMES						
DIV. I ONLY	17- 5	35	8-2	254	262	97	97	23	23
DIV. I NON-CONF.	4- 2	90	0	257	168	130	130	24	24
TOTALS	RPI 1-25	RPI 26-50	W-L RECORDS	RPI 51-100	RPI 101-150	RPI 150+			
17- 5	0- 0	0- 1	OVERALL	2- 1	1- 0	14- 3			
9- 1	0- 0	0- 1	HOME	1- 0	1- 0	7- 0			
7- 4	0- 0	0- 0	AWAY	1- 1	0- 0	6- 3			
1- 0	0- 0	0- 0	NEUTRAL	0- 0	0- 0	1- 0			
4- 2	0- 0	0- 1	NON-CONFERENCE	0- 1	0- 0	4- 0			
1- 1	0- 0	0- 1	HOME	0- 0	0- 0	1- 0			
2- 1	0- 0	0- 0	AWAY	0- 1	0- 0	2- 0			
1- 0	0- 0	0- 0	NEUTRAL	0- 0	0- 0	1- 0			
13- 3	0- 0	0- 0	CONFERENCE	2- 0	1- 0	10- 3			
8- 0	0- 0	0- 0	HOME	1- 0	1- 0	6- 0			
5- 3	0- 0	0- 0	AWAY	1- 0	0- 0	4- 3			
0- 0	0- 0	0- 0	NEUTRAL	0- 0	0- 0	0- 0			

RPI 1-25				RPI 26-50				RPI 51-100				Team's RPI: 97		RPI 101+			
RPI	S	Opponent	Score	RPI	S	Opponent	Score	RPI	S	Opponent	Score		RPI	S	Opponent	Score	
40	H	UCF	57 63	56	A	Oklahoma	62 75	113	H	Abilene Christian	69 59		154	A	Sam Houston St.	55 63	
				99	A	A&M-Corpus Christi	66 44						156	A	New Orleans	50 53	
				99	H	A&M-Corpus Christi	72 49						156	H	New Orleans	59 47	
													234	H	Southeastern La.	77 51	
													238	A	Nevada	80 65	
													243	A	Central Ark.	58 37	
													243	H	Central Ark.	102 41	
													257	N	UC Santa Barbara	67 56	
													258	A	Tulsa	67 63	
													260	A	Incarnate Word	52 60	
													260	H	Incarnate Word	67 45	
													267	A	Nicholls St.	78 61	
													271	A	Lamar University	54 53	
													316	A	Houston Baptist	59 42	
													328	H	Alcorn	67 62	
													338	H	Northwestern St.	89 40	
													343	H	McNeese	82 51	
LAST 10 Division I																	
260	A	Incarnate Word	52 60	154	A	Sam Houston St.	55 63										
243	A	Central Ark.	58 37	113	H	Abilene Christian	69 59										
99	H	A&M-Corpus Christi	72 49	271	A	Lamar University	54 53										
156	H	New Orleans	59 47	338	H	Northwestern St.	89 40										
267	A	Nicholls St.	78 61	260	H	Incarnate Word	67 45										

Non-Div I Games: LSU-Shreveport 75 32 Cent. Christian (KS104 46 Our Lady of the Lak87 75

SFA

Loss, Non-Conf, S Site, H Home A Away N Neutral

Average RPI Win: 149		WON-LOST	WINNING	LAST 10	STRENGTH OF	OPP. STRENGTH	TEAM	ADJ.	CONF.	ADJ CONF.
Average RPI Loss: 42		RECORD	PCT. RANK	GAMES	SCHEDULE	OF SCHEDULE	RPI	RPI	RPI	RPI
DIV. I ONLY		13- 13	172	3-7	14	52	98	98	5	5
DIV. I NON-CONF.		8- 3	68	0	13	90	46	46	4	4
TOTALS		RPI 1-25	RPI 26-50		W-L RECORDS		RPI 51-100	RPI 101-150	RPI 150+	
13- 13	0- 7	0- 2		OVERALL		3- 2	4- 2	6- 0		
11- 6	0- 5	0- 1		HOME		3- 0	3- 0	5- 0		
1- 7	0- 2	0- 1		AWAY		0- 2	0- 2	1- 0		
1- 0	0- 0	0- 0		NEUTRAL		0- 0	1- 0	0- 0		
8- 3	0- 3	0- 0		NON-CONFERENCE		1- 0	3- 0	4- 0		
7- 2	0- 2	0- 0		HOME		1- 0	2- 0	4- 0		
0- 1	0- 1	0- 0		AWAY		0- 0	0- 0	0- 0		
1- 0	0- 0	0- 0		NEUTRAL		0- 0	1- 0	0- 0		
5- 10	0- 4	0- 2		CONFERENCE		2- 2	1- 2	2- 0		
4- 4	0- 3	0- 1		HOME		2- 0	1- 0	1- 0		
1- 6	0- 1	0- 1		AWAY		0- 2	0- 2	1- 0		
0- 0	0- 0	0- 0		NEUTRAL		0- 0	0- 0	0- 0		

RPI S	Opponent	Score	RPI S	Opponent	Score	RPI S	Opponent	Score	RPI S	Opponent	Score
4	H Louisville	41 87	29	A Virginia Tech	45 69	53	H IUPUI	74 65	101	H Washington St.	74 68
16	H Oregon St.	53 75	31	H Duke	55 74	59	A Virginia	64 69	106	A North Carolina	58 78
17	H Indiana	45 58				79	A Georgia Tech	54 61	115	H Wake Forest	59 56
20	H NC State	48 50				79	H Georgia Tech	54 49	116	A Notre Dame	53 76
21	A DePaul	83 89				93	H Syracuse	77 62	140	H North Florida	78 55
25	A Florida St.	61 79							150	N N.C. A&T	68 67
25	H Florida St.	62 73							153	H Jackson St.	83 68
									166	H Binghamton	79 56
									196	H Miami (OH)	80 62
									223	A Clemson	63 48
									223	H Clemson	68 64
									248	H UNC Asheville	75 46
LAST 10 Division I											
20	H NC State	48 50	79	H Georgia Tech	54 49						
223	A Clemson	63 48	25	A Florida St.	61 79						
59	A Virginia	64 69	223	H Clemson	68 64						
31	H Duke	55 74	116	A Notre Dame	53 76						
29	A Virginia Tech	45 69	106	A North Carolina	58 78						

Non-Div I Games:

Miami (FL)

■ Loss,
 ■ Non-Conf,
 ■ S Site,
 ■ Home
 ■ A Away
 N Neutral

Average RPI Win:	250	WON-LOST	WINNING	LAST 10	STRENGTH OF	OPP. STRENGTH	TEAM	ADJ.	CONF.	ADJ CONF.
Average RPI Loss:	136	RECORD	PCT. RANK	GAMES	SCHEDULE	OF SCHEDULE	RPI	RPI	RPI	RPI
DIV. I ONLY	16- 7	61	9-1	205	279	99	99	23	23	
DIV. I NON-CONF.	3- 4	201	0	192	225	156	156	24	24	
TOTALS	RPI 1-25	RPI 26-50	W-L RECORDS	RPI 51-100	RPI 101-150	RPI 150+				
16- 7	0- 2	0- 0	OVERALL	0- 2	2- 0	14- 3				
7- 1	0- 0	0- 0	HOME	0- 1	1- 0	6- 0				
8- 6	0- 2	0- 0	AWAY	0- 1	1- 0	7- 3				
1- 0	0- 0	0- 0	NEUTRAL	0- 0	0- 0	1- 0				
3- 4	0- 2	0- 0	NON-CONFERENCE	0- 0	0- 0	3- 2				
1- 0	0- 0	0- 0	HOME	0- 0	0- 0	1- 0				
1- 4	0- 2	0- 0	AWAY	0- 0	0- 0	1- 2				
1- 0	0- 0	0- 0	NEUTRAL	0- 0	0- 0	1- 0				
13- 3	0- 0	0- 0	CONFERENCE	0- 2	2- 0	11- 1				
6- 1	0- 0	0- 0	HOME	0- 1	1- 0	5- 0				
7- 2	0- 0	0- 0	AWAY	0- 1	1- 0	6- 1				
0- 0	0- 0	0- 0	NEUTRAL	0- 0	0- 0	0- 0				

RPI 1-25				RPI 26-50				RPI 51-100 Team's RPI: 99				RPI 101+			
RPI	S	Opponent	Score	RPI	S	Opponent	Score	RPI	S	Opponent	Score	RPI	S	Opponent	Score
9	A	Missouri St.	51 79					97	A	SFA	49 72	113	A	Abilene Christian	70 58
13	A	Texas A&M	48 85					97	H	SFA	44 66	113	H	Abilene Christian	68 59
												154	H	Sam Houston St.	57 54
												156	A	New Orleans	83 53
												234	A	Southeastern La.	44 48
												234	H	Southeastern La.	49 48
												243	H	Central Ark.	67 47
												249	A	South Alabama	82 83
												256	A	Texas St.	48 57
												260	A	Incarnate Word	64 38
												267	H	Nicholls St.	55 49
												271	A	Lamar University	64 56
												271	H	Lamar University	49 39
												298	N	Prairie View	64 52
												315	A	UTRGV	59 54
												315	H	UTRGV	61 50
												316	A	Houston Baptist	75 65
												338	A	Northwestern St.	72 59
												343	A	McNeese	73 59
LAST 10 Division I															
271	A	Lamar University	64 56	316	A	Houston Baptist	75 65								
234	H	Southeastern La.	49 48	154	H	Sam Houston St.	57 54								
113	H	Abilene Christian	68 59	260	A	Incarnate Word	64 38								
97	A	SFA	49 72	156	A	New Orleans	83 53								
343	A	McNeese	73 59	271	H	Lamar University	49 39								

Non-Div I Games: UNKNOWN 75 55 Huston-Tillotson 63 49 Texas Wesleyan 90 52

Average RPI Win:	183	WON-LOST	WINNING	LAST 10	STRENGTH OF	OPP. STRENGTH	TEAM	ADJ.	CONF.	ADJ CONF.
Average RPI Loss:	105	RECORD	PCT. RANK	GAMES	SCHEDULE	OF SCHEDULE	RPI	RPI	RPI	RPI
DIV. I ONLY	14- 9	105	5-5	131	99	100	100	7	7	
DIV. I NON-CONF.	9- 4	84	0	292	104	134	134	8	8	
TOTALS	RPI 1-25	RPI 26-50	W-L RECORDS	RPI 51-100	RPI 101-150	RPI 150+				
14- 9	0- 2	0- 1	OVERALL	2- 1	2- 2	10- 3				
8- 2	0- 1	0- 0	HOME	2- 0	1- 1	5- 0				
6- 6	0- 1	0- 1	AWAY	0- 1	1- 1	5- 2				
0- 1	0- 0	0- 0	NEUTRAL	0- 0	0- 0	0- 1				
9- 4	0- 0	0- 1	NON-CONFERENCE	0- 0	2- 1	7- 2				
4- 1	0- 0	0- 0	HOME	0- 0	1- 1	3- 0				
5- 2	0- 0	0- 1	AWAY	0- 0	1- 0	4- 1				
0- 1	0- 0	0- 0	NEUTRAL	0- 0	0- 0	0- 1				
5- 5	0- 2	0- 0	CONFERENCE	2- 1	0- 1	3- 1				
4- 1	0- 1	0- 0	HOME	2- 0	0- 0	2- 0				
1- 4	0- 1	0- 0	AWAY	0- 1	0- 1	1- 1				
0- 0	0- 0	0- 0	NEUTRAL	0- 0	0- 0	0- 0				

RPI 1-25				RPI 26-50				RPI 51-100				RPI 101+			
RPI	S	Opponent	Score	RPI	S	Opponent	Score	RPI	S	Opponent	Score	RPI	S	Opponent	Score
15	A	Princeton	45 66	45	A	Rutgers	46 74	55	A	Penn	48 70	125	A	Columbia	64 89
15	H	Princeton	46 60					55	H	Penn	58 51	130	H	Northeastern	44 46
								66	H	Yale	66 57	134	H	California	56 53
												135	A	Boston U.	66 39
												164	A	Dartmouth	62 63
												164	H	Dartmouth	64 49
												172	A	La Salle	69 75
												180	A	Northern Ill.	59 53
												182	A	Cornell	73 58
												188	A	Quinnipiac	77 68
												199	A	Fla. Atlantic	65 51
												207	H	Rhode Island	61 58
												210	A	Maine	69 40
												222	H	Brown	68 53
												227	N	Saint Joseph's	39 63
												277	H	Siena	68 51
												347	H	Hartford	53 44
LAST 10 Division I															
55	A	Penn	48 70	66	H	Yale	66 57								
15	A	Princeton	45 66	15	H	Princeton	46 60								
125	A	Columbia	64 89	55	H	Penn	58 51								
182	A	Cornell	73 58	164	H	Dartmouth	64 49								
222	H	Brown	68 53	164	A	Dartmouth	62 63								

Non-Div I Games:

Harvard

■ Loss,
 ■ Non-Conf, S Site,
 ■ Home
 ■ Away
 N Neutral

Washington St.

Through Games Of Feb. 22, 2020

Average RPI Win:	182	WON-LOST	WINNING	LAST 10	STRENGTH OF	OPP. STRENGTH	TEAM	ADJ.	CONF.	ADJ CONF.
Average RPI Loss:	37	RECORD	PCT. RANK	GAMES	SCHEDULE	OF SCHEDULE	RPI	RPI	RPI	RPI
DIV. I ONLY	11- 16	231	2-8	8	38	101	101	1	1	
DIV. I NON-CONF.	7- 5	131	0	32	88	76	76	2	2	
TOTALS	RPI 1-25	RPI 26-50	W-L RECORDS	RPI 51-100	RPI 101-150	RPI 150+				
11- 16	0- 10	0- 2	OVERALL	2- 2	4- 2	5- 0				
7- 7	0- 4	0- 1	HOME	2- 0	1- 2	4- 0				
3- 6	0- 3	0- 1	AWAY	0- 2	3- 0	0- 0				
1- 3	0- 3	0- 0	NEUTRAL	0- 0	0- 0	1- 0				
7- 5	0- 4	0- 0	NON-CONFERENCE	1- 1	1- 0	5- 0				
5- 1	0- 1	0- 0	HOME	1- 0	0- 0	4- 0				
1- 1	0- 0	0- 0	AWAY	0- 1	1- 0	0- 0				
1- 3	0- 3	0- 0	NEUTRAL	0- 0	0- 0	1- 0				
4- 11	0- 6	0- 2	CONFERENCE	1- 1	3- 2	0- 0				
2- 6	0- 3	0- 1	HOME	1- 0	1- 2	0- 0				
2- 5	0- 3	0- 1	AWAY	0- 1	2- 0	0- 0				
0- 0	0- 0	0- 0	NEUTRAL	0- 0	0- 0	0- 0				

RPI	S	Opponent	Score	RPI	S	Opponent	Score	RPI	S	Opponent	Score	RPI	S	Opponent	Score	Team's RPI: 101
2	N	South Carolina	53 68	27	A	Arizona St.	59 62	72	H	BYU	67 50	102	A	Boise St.	80 68	
5	N	Baylor	66 89	27	H	Arizona St.	56 65	85	A	Southern California	63 74	114	H	Utah	66 78	
7	A	Stanford	58 77					92	H	Colorado	69 59	133	A	Washington	66 59	
7	H	Stanford	49 71					98	A	Miami (FL)	68 74	133	H	Washington	56 65	
8	A	UCLA	50 66									134	A	California	96 75	
8	H	UCLA	62 70									134	H	California	92 66	
14	H	Gonzaga	53 76									194	H	Pepperdine	85 48	
17	N	Indiana	44 78									242	N	Southern U.	69 54	
22	A	Arizona	57 72									280	H	CSUN	71 61	
22	H	Arizona	67 74									288	H	UC Irvine	87 59	
												335	H	Ark.-Pine Bluff	85 56	
LAST 10 Division I																
8	H	UCLA	62 70	7	H	Stanford	49 71									
22	A	Arizona	57 72	134	H	California	92 66									
27	A	Arizona St.	59 62	8	A	UCLA	50 66									
114	H	Utah	66 78	85	A	Southern California	63 74									
92	H	Colorado	69 59	27	H	Arizona St.	56 65									

Non-Div I Games:

Washington St.

■ Loss,
■ Non-Conf,
■ S Site,
■ H Home
■ A Away
N Neutral

Average RPI Win:	227	WON-LOST	WINNING	LAST 10	STRENGTH OF	OPP. STRENGTH	TEAM	ADJ.	CONF.	ADJ CONF.
Average RPI Loss:	117	RECORD	PCT. RANK	GAMES	SCHEDULE	OF SCHEDULE	RPI	RPI	RPI	RPI
DIV. I ONLY	18- 9	71	7-3	159	152	102	102	17	17	
DIV. I NON-CONF.	6- 4	123	0	69	20	82	82	21	21	
TOTALS	RPI 1-25	RPI 26-50	W-L RECORDS	RPI 51-100	RPI 101-150	RPI 150+				
18- 9	0- 3	0- 0	OVERALL	1- 1	1- 1	16- 4				
10- 4	0- 1	0- 0	HOME	1- 1	0- 1	9- 1				
8- 5	0- 2	0- 0	AWAY	0- 0	1- 0	7- 3				
0- 0	0- 0	0- 0	NEUTRAL	0- 0	0- 0	0- 0				
6- 4	0- 3	0- 0	NON-CONFERENCE	1- 0	1- 1	4- 0				
4- 2	0- 1	0- 0	HOME	1- 0	0- 1	3- 0				
2- 2	0- 2	0- 0	AWAY	0- 0	1- 0	1- 0				
0- 0	0- 0	0- 0	NEUTRAL	0- 0	0- 0	0- 0				
12- 5	0- 0	0- 0	CONFERENCE	0- 1	0- 0	12- 4				
6- 2	0- 0	0- 0	HOME	0- 1	0- 0	6- 1				
6- 3	0- 0	0- 0	AWAY	0- 0	0- 0	6- 3				
0- 0	0- 0	0- 0	NEUTRAL	0- 0	0- 0	0- 0				

RPI 1-25				RPI 26-50				RPI 51-100				RPI 101+ Team's RPI: 102			
RPI	S	Opponent	Score	RPI	S	Opponent	Score	RPI	S	Opponent	Score	RPI	S	Opponent	Score
4	A	Louisville	82 98					69	H	Fresno St.	80 85	101	H	Washington St.	68 80
9	H	Missouri St.	69 72					72	H	BYU	66 55	122	A	UAB	83 81
18	A	TCU	65 77									160	A	San Jose St.	61 74
												160	H	San Jose St.	85 67
												194	H	Pepperdine	76 74
												202	A	Wyoming	68 73
												202	H	Wyoming	67 48
												208	A	UNLV	65 66
												213	A	New Mexico	95 76
												213	H	New Mexico	83 82
												216	H	Portland St.	82 57
												238	A	Nevada	83 72
												238	H	Nevada	54 40
												246	A	San Diego St.	69 67
												246	H	San Diego St.	86 72
												265	A	Colorado St.	72 69
												281	A	Utah St.	65 59
												281	H	Utah St.	56 58
												290	A	Air Force	74 69
												290	H	Air Force	70 61
												301	A	Eastern Wash.	63 61
												302	H	Utah Valley	77 69
LAST 10 Division I															
213	A	New Mexico	95 76	202	H	Wyoming	67 48	238	A	Nevada	83 72	160	A	San Jose St.	61 74
160	H	San Jose St.	85 67	238	A	Nevada	83 72	160	A	San Jose St.	61 74	69	H	Fresno St.	80 85
246	A	San Diego St.	69 67	160	A	San Jose St.	61 74	69	H	Fresno St.	80 85	281	A	Utah St.	65 59
290	A	Air Force	74 69	281	H	Utah St.	56 58	281	A	Utah St.	65 59				

Non-Div I Games: Lewis-Clark St. 88 34 Western Ore. 75 32

Boise St.

■ Loss,
 ■ Non-Conf, S Site,
 ■ Home
 ■ Away
 N Neutral

Average RPI Win:	200	WON-LOST	WINNING	LAST 10	STRENGTH OF	OPP. STRENGTH	TEAM	ADJ.	CONF.	ADJ CONF.
Average RPI Loss:	76	RECORD	PCT. RANK	GAMES	SCHEDULE	OF SCHEDULE	RPI	RPI	RPI	RPI
DIV. I ONLY	14- 10	124	6-4	106	108	103	103	10	10	
DIV. I NON-CONF.	6- 4	123	0	115	128	104	104	10	10	
TOTALS	RPI 1-25	RPI 26-50	W-L RECORDS	RPI 51-100	RPI 101-150	RPI 150+				
14- 10	0- 2	0- 4	OVERALL	1- 1	3- 1	10- 2				
7- 3	0- 1	0- 0	HOME	1- 0	2- 1	4- 1				
5- 5	0- 1	0- 2	AWAY	0- 1	1- 0	4- 1				
2- 2	0- 0	0- 2	NEUTRAL	0- 0	0- 0	2- 0				
6- 4	0- 1	0- 3	NON-CONFERENCE	0- 0	2- 0	4- 0				
2- 1	0- 1	0- 0	HOME	0- 0	1- 0	1- 0				
2- 1	0- 0	0- 1	AWAY	0- 0	1- 0	1- 0				
2- 2	0- 0	0- 2	NEUTRAL	0- 0	0- 0	2- 0				
8- 6	0- 1	0- 1	CONFERENCE	1- 1	1- 1	6- 2				
5- 2	0- 0	0- 0	HOME	1- 0	1- 1	3- 1				
3- 4	0- 1	0- 1	AWAY	0- 1	0- 0	3- 1				
0- 0	0- 0	0- 0	NEUTRAL	0- 0	0- 0	0- 0				

RPI 1-25				RPI 26-50				RPI 51-100				RPI 101+ Team's RPI: 103			
RPI	S	Opponent	Score	RPI	S	Opponent	Score	RPI	S	Opponent	Score	RPI	S	Opponent	Score
19	A	Central Mich.	58 71	36	N	Michigan	53 88	68	A	Ball St.	62 66	127	A	Duquesne	77 75
23	H	Ohio St.	65 75	42	A	Purdue	64 77	68	H	Ball St.	69 68	131	H	Robert Morris	82 81
				49	A	Ohio	57 63					141	H	Buffalo	44 57
				50	N	Troy	64 71					147	H	Western Mich.	75 63
												151	A	Akron	60 55
												157	H	Eastern Mich.	69 74
												175	A	Toledo	60 69
												175	H	Toledo	87 68
												180	A	Northern Ill.	79 71
												196	A	Miami (OH)	78 75
												196	H	Miami (OH)	80 75
												236	A	Youngstown St.	82 73
												266	H	Bowling Green	61 47
												293	H	St. Bonaventure	81 58
												294	N	Ga. Southern	62 48
												334	N	Purdue Fort Wayne	75 67
LAST 10 Division I															
196	H	Miami (OH)	80 75	266	H	Bowling Green	61 47								
19	A	Central Mich.	58 71	175	A	Toledo	60 69								
175	H	Toledo	87 68	68	H	Ball St.	69 68								
151	A	Akron	60 55	141	H	Buffalo	44 57								
49	A	Ohio	57 63	196	A	Miami (OH)	78 75								

Non-Div I Games: Hiram

92 36

Kent St.

■ Loss,
 ■ Non-Conf,
 ■ S Site,
 ■ Home
 ■ A Away
 N Neutral

Average RPI Win:	181	WON-LOST	WINNING	LAST 10	STRENGTH OF	OPP. STRENGTH	TEAM	ADJ.	CONF.	ADJ CONF.
Average RPI Loss:	103	RECORD	PCT. RANK	GAMES	SCHEDULE	OF SCHEDULE	RPI	RPI	RPI	RPI
DIV. I ONLY	16- 11	117	7-3	105	110	104	104	12	12	
DIV. I NON-CONF.	5- 8	221	0	108	133	211	211	12	12	
TOTALS	RPI 1-25	RPI 26-50	W-L RECORDS	RPI 51-100	RPI 101-150	RPI 150+				
16- 11	0- 0	1- 0	OVERALL	3- 6	3- 4	9- 1				
9- 5	0- 0	1- 0	HOME	2- 1	1- 4	5- 0				
6- 6	0- 0	0- 0	AWAY	1- 5	2- 0	3- 1				
1- 0	0- 0	0- 0	NEUTRAL	0- 0	0- 0	1- 0				
5- 8	0- 0	1- 0	NON-CONFERENCE	0- 5	0- 2	4- 1				
4- 3	0- 0	1- 0	HOME	0- 1	0- 2	3- 0				
0- 5	0- 0	0- 0	AWAY	0- 4	0- 0	0- 1				
1- 0	0- 0	0- 0	NEUTRAL	0- 0	0- 0	1- 0				
11- 3	0- 0	0- 0	CONFERENCE	3- 1	3- 2	5- 0				
5- 2	0- 0	0- 0	HOME	2- 0	1- 2	2- 0				
6- 1	0- 0	0- 0	AWAY	1- 1	2- 0	3- 0				
0- 0	0- 0	0- 0	NEUTRAL	0- 0	0- 0	0- 0				

RPI S	Opponent	Score	RPI S	Opponent	Score	RPI S	Opponent	Score	RPI S	Opponent	Score	Team's RPI: 104
28	H Old Dominion	62 49	52	A Dayton	67 72	112	A Richmond	57 42				
			60	A Middle Tenn.	63 86	112	H Richmond	53 50				
			67	A South Fla.	55 77	120	H William & Mary	55 69				
			70	A Seton Hall	33 53	127	H Duquesne	76 79				
			75	H Cincinnati	56 58	139	H George Washington	55 56				
			77	A Boston College	52 87	146	A Massachusetts	61 46				
			82	H Fordham	62 52	150	H N.C. A&T	58 69				
			96	A Saint Louis	65 52	172	A La Salle	67 61				
			96	H Saint Louis	67 60	201	A Southern Miss.	39 51				
						207	A Rhode Island	75 54				
						227	H Saint Joseph's	47 40				
						230	A George Mason	82 63				
						237	H Appalachian St.	66 38				
						247	H East Carolina	53 40				
						293	H St. Bonaventure	56 47				
						300	H UC Riverside	67 51				
						309	N Omaha	74 66				
LAST 10 Division I												
96	H Saint Louis	67 60	112	A Richmond	57 42							
172	A La Salle	67 61	127	H Duquesne	76 79							
52	A Dayton	67 72	82	H Fordham	62 52							
293	H St. Bonaventure	56 47	230	A George Mason	82 63							
139	H George Washington	55 56	146	A Massachusetts	61 46							

Non-Div I Games:

VCU

Liberty

Through Games Of Feb. 22, 2020

Average RPI Win: 211	WON-LOST	WINNING	LAST 10	STRENGTH OF	OPP. STRENGTH	TEAM	ADJ.	CONF.	ADJ CONF.
Average RPI Loss: 112	RECORD	PCT. RANK	GAMES	SCHEDULE	OF SCHEDULE	RPI	RPI	RPI	RPI
DIV. I ONLY	15- 11	129	6-4	86	184	105	105	16	16
DIV. I NON-CONF.	7- 6	161	0	63	184	96	96	14	14
TOTALS	RPI 1-25	RPI 26-50	W-L RECORDS	RPI 51-100	RPI 101-150	RPI 150+			
15- 11	0- 1	1- 4	OVERALL	0- 0	1- 2	13- 4			
6- 5	0- 0	0- 1	HOME	0- 0	0- 1	6- 3			
7- 5	0- 0	0- 3	AWAY	0- 0	1- 1	6- 1			
2- 1	0- 1	1- 0	NEUTRAL	0- 0	0- 0	1- 0			
7- 6	0- 1	1- 2	NON-CONFERENCE	0- 0	1- 1	5- 2			
1- 3	0- 0	0- 0	HOME	0- 0	0- 1	1- 2			
4- 2	0- 0	0- 2	AWAY	0- 0	1- 0	3- 0			
2- 1	0- 1	1- 0	NEUTRAL	0- 0	0- 0	1- 0			
8- 5	0- 0	0- 2	CONFERENCE	0- 0	0- 1	8- 2			
5- 2	0- 0	0- 1	HOME	0- 0	0- 0	5- 1			
3- 3	0- 0	0- 1	AWAY	0- 0	0- 1	3- 1			
0- 0	0- 0	0- 0	NEUTRAL	0- 0	0- 0	0- 0			

RPI 1-25				RPI 26-50				RPI 51-100				RPI 101+ Team's RPI: 105			
RPI	S	Opponent	Score	RPI	S	Opponent	Score	RPI	S	Opponent	Score	RPI	S	Opponent	Score
16	N	Oregon St.	55 68	29	A	Virginia Tech	69 73					129	H	UNC Greensboro	53 58
				33	A	FGCU	57 64					140	A	North Florida	50 65
				33	H	FGCU	65 74					143	A	Hampton	83 59
				38	N	Bradley	75 63					162	A	North Ala.	75 86
				39	A	James Madison	53 76					162	H	North Ala.	71 76
												169	A	Jacksonville	65 59
												169	H	Jacksonville	85 76
												187	A	Norfolk St.	67 48
												195	H	Chattanooga	54 71
												196	N	Miami (OH)	65 53
												212	A	UMKC	68 44
												217	A	Stetson	57 48
												217	H	Stetson	73 53
												219	H	Kennesaw St.	76 66
												247	H	East Carolina	81 66
												251	A	Saint Francis (PA)	71 52
												252	H	Lipscomb	64 60
												292	H	ETSU	62 63
												325	A	NJIT	67 53
												325	H	NJIT	66 48
LAST 10 Division I															
				217	H	Stetson	73 53	33	H	FGCU	65 74				
				325	H	NJIT	66 48	140	A	North Florida	50 65				
				169	A	Jacksonville	65 59	217	A	Stetson	57 48				
				162	A	North Ala.	75 86	252	H	Lipscomb	64 60				
				219	H	Kennesaw St.	76 66	162	H	North Ala.	71 76				

Non-Div I Games:

Liberty

Loss, Non-Conf, S Site, H Home A Away N Neutral

North Carolina

Through Games Of Feb. 22, 2020

Average RPI Win:	187	WON-LOST	WINNING	LAST 10	STRENGTH OF	OPP. STRENGTH	TEAM	ADJ.	CONF.	ADJ CONF.
Average RPI Loss:	45	RECORD	PCT. RANK	GAMES	SCHEDULE	OF SCHEDULE	RPI	RPI	RPI	RPI
DIV. I ONLY	16- 10	94	4-6	130	37	106	106	5	5	
DIV. I NON-CONF.	9- 2	37	0	336	107	158	158	4	4	
TOTALS	RPI 1-25	RPI 26-50	W-L RECORDS	RPI 51-100	RPI 101-150	RPI 150+				
16- 10	1- 3	0- 3	OVERALL	5- 4	1- 0	9- 0				
11- 4	1- 1	0- 1	HOME	2- 2	0- 0	8- 0				
2- 6	0- 2	0- 2	AWAY	2- 2	0- 0	0- 0				
3- 0	0- 0	0- 0	NEUTRAL	1- 0	1- 0	1- 0				
9- 2	0- 0	0- 0	NON-CONFERENCE	1- 2	1- 0	7- 0				
6- 1	0- 0	0- 0	HOME	0- 1	0- 0	6- 0				
0- 1	0- 0	0- 0	AWAY	0- 1	0- 0	0- 0				
3- 0	0- 0	0- 0	NEUTRAL	1- 0	1- 0	1- 0				
7- 8	1- 3	0- 3	CONFERENCE	4- 2	0- 0	2- 0				
5- 3	1- 1	0- 1	HOME	2- 1	0- 0	2- 0				
2- 5	0- 2	0- 2	AWAY	2- 1	0- 0	0- 0				
0- 0	0- 0	0- 0	NEUTRAL	0- 0	0- 0	0- 0				

RPI S	Opponent	Score	RPI S	Opponent	Score	RPI S	Opponent	Score	RPI S	Opponent	Score	Team's RPI: 106
4	H Louisville	67 74	29	A Virginia Tech	70 76	59	A Virginia	65 47	132	N Missouri	82 69	
20	A NC State	68 76	29	H Virginia Tech	63 72	59	H Virginia	78 68	179	H Elon	76 46	
20	H NC State	66 60	31	A Duke	61 71	66	H Yale	63 66	185	H Illinois	85 60	
25	A Florida St.	64 78				77	A Boston College	75 93	223	H Clemson	86 72	
						79	A Georgia Tech	67 60	274	N UNCW	85 45	
						80	A Alabama	77 83	291	H Pittsburgh	70 62	
						91	N Temple	71 58	307	H Navy	80 40	
						93	H Syracuse	56 74	314	H N.C. Central	92 53	
						98	H Miami (FL)	78 58	337	H Western Caro.	92 55	
									344	H Charleston So.	85 54	
LAST 10 Division I												
77	A Boston College	75 93	59	H Virginia	78 68							
93	H Syracuse	56 74	20	A NC State	68 76							
29	H Virginia Tech	63 72	79	A Georgia Tech	67 60							
31	A Duke	61 71	4	H Louisville	67 74							
223	H Clemson	86 72	98	H Miami (FL)	78 58							

Non-Div I Games:

North Carolina

Loss, Non-Conf, S Site, H Home A Away N Neutral

Average RPI Win:	241	WON-LOST	WINNING	LAST 10	STRENGTH OF	OPP. STRENGTH	TEAM	ADJ.	CONF.	ADJ CONF.
Average RPI Loss:	72	RECORD	PCT. RANK	GAMES	SCHEDULE	OF SCHEDULE	RPI	RPI	RPI	RPI
DIV. I ONLY	16- 10	94	7-3	117	160	107	107	21	21	
DIV. I NON-CONF.	6- 6	164	0	75	50	113	113	20	20	
TOTALS	RPI 1-25	RPI 26-50	W-L RECORDS	RPI 51-100	RPI 101-150	RPI 150+				
16- 10	0- 3	0- 2	OVERALL	1- 3	0- 1	15- 1				
9- 3	0- 0	0- 0	HOME	0- 2	0- 1	9- 0				
7- 4	0- 1	0- 1	AWAY	1- 1	0- 0	6- 1				
0- 3	0- 2	0- 1	NEUTRAL	0- 0	0- 0	0- 0				
6- 6	0- 3	0- 1	NON-CONFERENCE	1- 1	0- 1	5- 0				
3- 2	0- 0	0- 0	HOME	0- 1	0- 1	3- 0				
3- 1	0- 1	0- 0	AWAY	1- 0	0- 0	2- 0				
0- 3	0- 2	0- 1	NEUTRAL	0- 0	0- 0	0- 0				
10- 4	0- 0	0- 1	CONFERENCE	0- 2	0- 0	10- 1				
6- 1	0- 0	0- 0	HOME	0- 1	0- 0	6- 0				
4- 3	0- 0	0- 1	AWAY	0- 1	0- 0	4- 1				
0- 0	0- 0	0- 0	NEUTRAL	0- 0	0- 0	0- 0				

RPI 1-25				RPI 26-50				RPI 51-100				RPI 101+ Team's RPI: 107			
RPI	S	Opponent	Score	RPI	S	Opponent	Score	RPI	S	Opponent	Score	RPI	S	Opponent	Score
1	N	Oregon	54 91	46	N	Oklahoma St.	47 60	64	H	Marist	57 73	142	H	Texas Southern	63 74
4	N	Louisville	67 76	50	A	Troy	69 85	73	A	Coastal Caro.	56 62	155	H	Wright St.	68 62
10	A	Northwestern	47 74					73	H	Coastal Caro.	62 80	190	A	Little Rock	62 46
								94	A	Kansas St.	57 53	190	H	Little Rock	65 58
												204	H	Louisiana	79 52
												220	H	SMU	51 46
												237	A	Appalachian St.	82 60
												237	H	Appalachian St.	63 44
												249	A	South Alabama	68 45
												256	A	Texas St.	55 72
												256	H	Texas St.	69 49
												259	A	North Texas	68 49
												262	A	Arkansas St.	89 62
												262	H	Arkansas St.	71 44
												345	A	Grambling	88 54
												348	H	Chicago St.	84 53
												350	H	La.-Monroe	72 34
LAST 10 Division I															
256	H	Texas St.	69 49	256	A	Texas St.	55 72								
190	A	Little Rock	62 46	50	A	Troy	69 85								
262	A	Arkansas St.	89 62	249	A	South Alabama	68 45								
73	H	Coastal Caro.	62 80	350	H	La.-Monroe	72 34								
237	H	Appalachian St.	63 44	204	H	Louisiana	79 52								

Non-Div I Games:

UT Arlington

Average RPI Win:	177	WON-LOST	WINNING	LAST 10	STRENGTH OF	OPP. STRENGTH	TEAM	ADJ.	CONF.	ADJ CONF.
Average RPI Loss:	56	RECORD	PCT. RANK	GAMES	SCHEDULE	OF SCHEDULE	RPI	RPI	RPI	RPI
DIV. I ONLY	9- 15	248	3-7	7	58	108	108	4	4	
DIV. I NON-CONF.	6- 5	151	0	21	151	69	69	5	5	
TOTALS	RPI 1-25	RPI 26-50	W-L RECORDS	RPI 51-100	RPI 101-150	RPI 150+				
9- 15	0- 5	1- 3	OVERALL	1- 4	2- 3	5- 0				
7- 5	0- 1	1- 2	HOME	0- 1	2- 1	4- 0				
1- 8	0- 4	0- 0	AWAY	0- 2	0- 2	1- 0				
1- 2	0- 0	0- 1	NEUTRAL	1- 1	0- 0	0- 0				
6- 5	0- 1	0- 2	NON-CONFERENCE	1- 1	1- 1	4- 0				
4- 1	0- 0	0- 1	HOME	0- 0	1- 0	3- 0				
1- 2	0- 1	0- 0	AWAY	0- 0	0- 1	1- 0				
1- 2	0- 0	0- 1	NEUTRAL	1- 1	0- 0	0- 0				
3- 10	0- 4	1- 1	CONFERENCE	0- 3	1- 2	1- 0				
3- 4	0- 1	1- 1	HOME	0- 1	1- 1	1- 0				
0- 6	0- 3	0- 0	AWAY	0- 2	0- 1	0- 0				
0- 0	0- 0	0- 0	NEUTRAL	0- 0	0- 0	0- 0				

RPI 1-25				RPI 26-50				RPI 51-100				RPI 101+ Team's RPI: 108			
RPI	S	Opponent	Score	RPI	S	Opponent	Score	RPI	S	Opponent	Score	RPI	S	Opponent	Score
2	A	South Carolina	53 79	26	H	LSU	65 60	52	N	Dayton	76 74	117	A	Vanderbilt	55 77
11	A	Mississippi St.	73 78	28	H	Old Dominion	77 89	60	N	Middle Tenn.	50 73	117	H	Vanderbilt	70 62
11	H	Mississippi St.	85 92	30	N	Drake	82 83	80	A	Alabama	64 68	119	H	Bethune-Cookman	74 56
18	A	TCU	65 80	34	H	Arkansas	70 86	80	H	Alabama	48 75	122	A	UAB	75 80
24	A	Kentucky	61 68					84	A	Georgia	50 61	138	H	Florida	63 83
												227	H	Saint Joseph's	66 62
												249	A	South Alabama	82 62
												255	H	Jacksonville St.	62 53
												273	H	Wofford	84 82
												278	H	Ole Miss	59 43
LAST 10 Division I															
11	H	Mississippi St.	85 92	11	A	Mississippi St.	73 78								
26	H	LSU	65 60	24	A	Kentucky	61 68								
2	A	South Carolina	53 79	278	H	Ole Miss	59 43								
80	A	Alabama	64 68	84	A	Georgia	50 61								
117	H	Vanderbilt	70 62	80	H	Alabama	48 75								

Non-Div I Games:

Auburn

■ Loss,
 ■ Non-Conf,
 ■ S Site,
 ■ H Home
 ■ A Away
 N Neutral

Average RPI Win:	248	WON-LOST	WINNING	LAST 10	STRENGTH OF	OPP. STRENGTH	TEAM	ADJ.	CONF.	ADJ CONF.
Average RPI Loss:	205	RECORD	PCT. RANK	GAMES	SCHEDULE	OF SCHEDULE	RPI	RPI	RPI	RPI
DIV. I ONLY	17- 6	46	9-1	278	323	109	109	25	25	
DIV. I NON-CONF.	3- 4	201	0	285	302	222	222	27	27	
TOTALS	RPI 1-25	RPI 26-50	W-L RECORDS	RPI 51-100	RPI 101-150	RPI 150+				
17- 6	0- 0	0- 1	OVERALL	0- 0	2- 1	15- 4				
9- 1	0- 0	0- 0	HOME	0- 0	1- 0	8- 1				
8- 5	0- 0	0- 1	AWAY	0- 0	1- 1	7- 3				
0- 0	0- 0	0- 0	NEUTRAL	0- 0	0- 0	0- 0				
3- 4	0- 0	0- 1	NON-CONFERENCE	0- 0	1- 1	2- 2				
2- 0	0- 0	0- 0	HOME	0- 0	1- 0	1- 0				
1- 4	0- 0	0- 1	AWAY	0- 0	0- 1	1- 2				
0- 0	0- 0	0- 0	NEUTRAL	0- 0	0- 0	0- 0				
14- 2	0- 0	0- 0	CONFERENCE	0- 0	1- 0	13- 2				
7- 1	0- 0	0- 0	HOME	0- 0	0- 0	7- 1				
7- 1	0- 0	0- 0	AWAY	0- 0	1- 0	6- 1				
0- 0	0- 0	0- 0	NEUTRAL	0- 0	0- 0	0- 0				

RPI 1-25			RPI 26-50			RPI 51-100			RPI 101+ Team's RPI: 109		
RPI	S	Opponent	Score	RPI	S	Opponent	Score	RPI	S	Opponent	Score
				28	A	Old Dominion	44 59				
								115	A	Wake Forest	46 74
								129	H	UNC Greensboro	72 64
								143	A	Hampton	68 31
								183	A	High Point	68 66
								183	H	High Point	73 36
								193	H	Gardner-Webb	48 44
								200	A	Radford	43 32
								200	H	Radford	42 48
								219	H	Kennesaw St.	63 51
								248	A	UNC Asheville	52 60
								248	H	UNC Asheville	59 52
								263	A	Longwood	70 55
								263	H	Longwood	81 76
								272	A	Winthrop	61 58
								272	H	Winthrop	63 47
								306	A	Presbyterian	53 47
								314	A	N.C. Central	64 67
								323	A	Hofstra	55 58
								327	A	USC Upstate	80 72
								327	H	USC Upstate	50 38
								337	A	Western Caro.	61 40
								344	H	Charleston So.	61 36
LAST 10 Division I											
263	H	Longwood	81 76	327	A	USC Upstate	80 72				
272	A	Winthrop	61 58	200	A	Radford	43 32				
200	H	Radford	42 48	344	H	Charleston So.	61 36				
183	A	High Point	68 66	306	A	Presbyterian	53 47				
248	H	UNC Asheville	59 52	272	H	Winthrop	63 47				

Non-Div I Games: St. Andrews 122 56 Bluefield Col. 65 41

Campbell

Loss, Non-Conf, S Site, H Home A Away N Neutral

Pacific

Through Games Of Feb. 22, 2020

Average RPI Win: 216	WON-LOST	WINNING	LAST 10	STRENGTH OF	OPP. STRENGTH	TEAM	ADJ.	CONF.	ADJ CONF.
Average RPI Loss: 102	RECORD	PCT. RANK	GAMES	SCHEDULE	OF SCHEDULE	RPI	RPI	RPI	RPI
DIV. I ONLY	15- 12	150	4-6	126	111	110	110	11	11
DIV. I NON-CONF.	7- 4	100	0	185	143	101	101	11	11
TOTALS	RPI 1-25	RPI 26-50	W-L RECORDS	RPI 51-100	RPI 101-150	RPI 150+			
15- 12	0- 4	1- 0	OVERALL	0- 2	2- 2	12- 4			
8- 3	0- 1	0- 0	HOME	0- 1	1- 1	7- 0			
6- 8	0- 3	1- 0	AWAY	0- 1	1- 1	4- 3			
1- 1	0- 0	0- 0	NEUTRAL	0- 0	0- 0	1- 1			
7- 4	0- 2	1- 0	NON-CONFERENCE	0- 0	0- 0	6- 2			
4- 0	0- 0	0- 0	HOME	0- 0	0- 0	4- 0			
2- 3	0- 2	1- 0	AWAY	0- 0	0- 0	1- 1			
1- 1	0- 0	0- 0	NEUTRAL	0- 0	0- 0	1- 1			
8- 8	0- 2	0- 0	CONFERENCE	0- 2	2- 2	6- 2			
4- 3	0- 1	0- 0	HOME	0- 1	1- 1	3- 0			
4- 5	0- 1	0- 0	AWAY	0- 1	1- 1	3- 2			
0- 0	0- 0	0- 0	NEUTRAL	0- 0	0- 0	0- 0			

RPI 1-25				RPI 26-50				RPI 51-100				RPI 101+ Team's RPI: 110			
RPI	S	Opponent	Score	RPI	S	Opponent	Score	RPI	S	Opponent	Score	RPI	S	Opponent	Score
8	A	UCLA	57 68	44	A	Drexel	58 51	72	A	BYU	54 65	111	A	San Diego	61 66
14	A	Gonzaga	67 68					72	H	BYU	66 76	111	H	San Diego	64 66
14	H	Gonzaga	65 83									136	A	Portland	77 73
16	A	Oregon St.	57 69									136	H	Portland	77 70
												167	A	Saint Mary's (CA)	68 66
												167	H	Saint Mary's (CA)	65 53
												175	N	Toledo	65 66
												194	A	Pepperdine	54 59
												194	H	Pepperdine	64 63
												203	A	Santa Clara	65 75
												212	H	UMKC	89 60
												220	H	SMU	77 49
												232	A	San Francisco	84 61
												235	A	CSU Bakersfield	70 80
												257	A	UC Santa Barbara	63 53
												279	H	Indiana St.	83 66
												289	A	LMU (CA)	87 70
												289	H	LMU (CA)	76 67
												303	N	St. Francis Brooklyn	71 62
												321	H	Weber St.	76 53
LAST 10 Division I															
167	H	Saint Mary's (CA)	65 53	289	A	LMU (CA)	87 70								
72	A	BYU	54 65	194	A	Pepperdine	54 59								
111	A	San Diego	61 66	167	A	Saint Mary's (CA)	68 66								
136	H	Portland	77 70	111	H	San Diego	64 66								
14	H	Gonzaga	65 83	72	H	BYU	66 76								

Non-Div I Games:

Pacific

■ Loss,
■ Non-Conf,
■ S Site,
■ H Home
■ A Away
N Neutral

Average RPI Win:	196	WON-LOST	WINNING	LAST 10	STRENGTH OF	OPP. STRENGTH	TEAM	ADJ.	CONF.	ADJ CONF.
Average RPI Loss:	130	RECORD	PCT. RANK	GAMES	SCHEDULE	OF SCHEDULE	RPI	RPI	RPI	RPI
DIV. I ONLY	16- 10	94	8-2	142	138	111	111	11	11	
DIV. I NON-CONF.	5- 5	164	0	232	304	243	243	11	11	
TOTALS	RPI 1-25	RPI 26-50	W-L RECORDS	RPI 51-100	RPI 101-150	RPI 150+				
16- 10	0- 2	0- 0	OVERALL	1- 1	4- 2	11- 5				
9- 5	0- 1	0- 0	HOME	1- 0	2- 2	6- 2				
7- 5	0- 1	0- 0	AWAY	0- 1	2- 0	5- 3				
0- 0	0- 0	0- 0	NEUTRAL	0- 0	0- 0	0- 0				
5- 5	0- 0	0- 0	NON-CONFERENCE	0- 0	0- 2	5- 3				
3- 4	0- 0	0- 0	HOME	0- 0	0- 2	3- 2				
2- 1	0- 0	0- 0	AWAY	0- 0	0- 0	2- 1				
0- 0	0- 0	0- 0	NEUTRAL	0- 0	0- 0	0- 0				
11- 5	0- 2	0- 0	CONFERENCE	1- 1	4- 0	6- 2				
6- 1	0- 1	0- 0	HOME	1- 0	2- 0	3- 0				
5- 4	0- 1	0- 0	AWAY	0- 1	2- 0	3- 2				
0- 0	0- 0	0- 0	NEUTRAL	0- 0	0- 0	0- 0				

RPI 1-25				RPI 26-50				RPI 51-100				RPI 101+				Team's RPI: 111
RPI	S	Opponent	Score	RPI	S	Opponent	Score	RPI	S	Opponent	Score	RPI	S	Opponent	Score	
14	A	Gonzaga	46 57					72	A	BYU	36 52	110	A	Pacific	66 64	
14	H	Gonzaga	42 57					72	H	BYU	51 45	110	H	Pacific	66 61	
												123	H	Idaho	32 65	
												133	H	Washington	47 65	
												136	A	Portland	62 58	
												136	H	Portland	74 55	
												152	H	Texas Tech	60 64	
												160	A	San Jose St.	82 88	
												167	A	Saint Mary's (CA)	72 54	
												167	H	Saint Mary's (CA)	73 59	
												170	H	Towson	81 67	
												194	A	Pepperdine	57 73	
												203	A	Santa Clara	66 78	
												203	H	Santa Clara	50 47	
												231	H	Cal St. Fullerton	67 72	
												232	A	San Francisco	61 58	
												232	H	San Francisco	54 50	
												246	A	San Diego St.	70 47	
												280	H	CSUN	59 40	
												289	A	LMU (CA)	67 59	
												290	A	Air Force	70 59	
												299	H	Monmouth	57 49	
LAST 10 Division I																
203	A	Santa Clara	66 78	136	A	Portland	62 58									
232	A	San Francisco	61 58	14	A	Gonzaga	46 57									
167	H	Saint Mary's (CA)	73 59	232	H	San Francisco	54 50									
110	H	Pacific	66 61	203	H	Santa Clara	50 47									
72	H	BYU	51 45	110	A	Pacific	66 64									

Non-Div I Games: Biola 81 28

San Diego

■ Loss,
 ■ Non-Conf,
 ■ S Site,
 ■ Home
 ■ A Away
 N Neutral

Average RPI Win: 184		WON-LOST	WINNING	LAST 10	STRENGTH OF	OPP. STRENGTH	TEAM	ADJ.	CONF.	ADJ CONF.
Average RPI Loss: 113		RECORD	PCT. RANK	GAMES	SCHEDULE	OF SCHEDULE	RPI	RPI	RPI	RPI
DIV. I ONLY		13- 14	183	6-4	52	177	112	112	12	12
DIV. I NON-CONF.		7- 7	164	0	24	289	71	71	12	12
TOTALS		RPI 1-25	RPI 26-50	W-L RECORDS	RPI 51-100	RPI 101-150	RPI 150+			
13- 14	0- 0		0- 3	OVERALL	1- 3	4- 5	8- 3			
7- 4	0- 0		0- 0	HOME	0- 2	3- 1	4- 1			
6- 7	0- 0		0- 2	AWAY	1- 1	1- 2	4- 2			
0- 3	0- 0		0- 1	NEUTRAL	0- 0	0- 2	0- 0			
7- 7	0- 0		0- 3	NON-CONFERENCE	1- 1	2- 2	4- 1			
3- 1	0- 0		0- 0	HOME	0- 0	1- 0	2- 1			
4- 3	0- 0		0- 2	AWAY	1- 1	1- 0	2- 0			
0- 3	0- 0		0- 1	NEUTRAL	0- 0	0- 2	0- 0			
6- 7	0- 0		0- 0	CONFERENCE	0- 2	2- 3	4- 2			
4- 3	0- 0		0- 0	HOME	0- 2	2- 1	2- 0			
2- 4	0- 0		0- 0	AWAY	0- 0	0- 2	2- 2			
0- 0	0- 0		0- 0	NEUTRAL	0- 0	0- 0	0- 0			

RPI 1-25				RPI 26-50				RPI 51-100				RPI 101+				Team's RPI: 112	
RPI	S	Opponent	Score	RPI	S	Opponent	Score	RPI	S	Opponent	Score	RPI	S	Opponent	Score		
				28	A	Old Dominion	51 73	51	A	Charlotte	59 78	104	A	VCU	50 53		
				38	N	Bradley	57 61	52	H	Dayton	51 65	104	H	VCU	42 57		
				44	A	Drexel	52 58	73	A	Coastal Caro.	79 67	120	H	William & Mary	76 73		
								82	H	Fordham	47 64	126	H	Davidson	69 57		
												127	H	Duquesne	67 64		
												129	A	UNC Greensboro	70 62		
												143	N	Hampton	65 69		
												146	A	Massachusetts	50 64		
												149	N	Mt. St. Mary's	67 75		
												172	A	La Salle	67 61		
												172	H	La Salle	63 61		
												187	H	Norfolk St.	77 69		
												199	H	Fla. Atlantic	57 55		
												207	A	Rhode Island	70 76		
												211	H	Furman	69 70		
												227	A	Saint Joseph's	56 67		
												230	A	George Mason	75 70		
												241	A	Georgetown	51 49		
												293	H	St. Bonaventure	63 59		
												326	A	UMES	64 52		
LAST 10 Division I																	
				230	A	George Mason	75 70	293	H	St. Bonaventure	63 59						
				82	H	Fordham	47 64	146	A	Massachusetts	50 64						
				127	H	Duquesne	67 64	126	H	Davidson	69 57						
				172	A	La Salle	67 61	172	H	La Salle	63 61						
				104	H	VCU	42 57	104	A	VCU	50 53						

Non-Div I Games:

Richmond

Loss, Non-Conf, S Site, H Home A Away N Neutral

Average RPI Win:	251	WON-LOST	WINNING	LAST 10	STRENGTH OF	OPP. STRENGTH	TEAM	ADJ.	CONF.	ADJ CONF.
Average RPI Loss:	122	RECORD	PCT. RANK	GAMES	SCHEDULE	OF SCHEDULE	RPI	RPI	RPI	RPI
DIV. I ONLY	16- 5	39	7-3	310	241	113	113	23	23	
DIV. I NON-CONF.	4- 1	51	0	247	115	62	62	24	24	
TOTALS	RPI 1-25	RPI 26-50	W-L RECORDS	RPI 51-100	RPI 101-150	RPI 150+				
16- 5	0- 0	0- 0	OVERALL	0- 4	1- 0	15- 1				
7- 2	0- 0	0- 0	HOME	0- 1	0- 0	7- 1				
9- 3	0- 0	0- 0	AWAY	0- 3	1- 0	8- 0				
0- 0	0- 0	0- 0	NEUTRAL	0- 0	0- 0	0- 0				
4- 1	0- 0	0- 0	NON-CONFERENCE	0- 1	1- 0	3- 0				
2- 0	0- 0	0- 0	HOME	0- 0	0- 0	2- 0				
2- 1	0- 0	0- 0	AWAY	0- 1	1- 0	1- 0				
0- 0	0- 0	0- 0	NEUTRAL	0- 0	0- 0	0- 0				
12- 4	0- 0	0- 0	CONFERENCE	0- 3	0- 0	12- 1				
5- 2	0- 0	0- 0	HOME	0- 1	0- 0	5- 1				
7- 2	0- 0	0- 0	AWAY	0- 2	0- 0	7- 0				
0- 0	0- 0	0- 0	NEUTRAL	0- 0	0- 0	0- 0				

RPI 1-25			RPI 26-50			RPI 51-100			RPI 101+ Team's RPI: 113		
RPI	S	Opponent	Score	RPI	S	Opponent	Score	RPI	S	Opponent	Score
								56	A	Oklahoma	65 78
								97	A	SFA	59 69
								99	A	A&M-Corpus Christi	59 68
								99	H	A&M-Corpus Christi	58 70
								136	A	Portland	76 69
								154	A	Sam Houston St.	81 73
								155	A	Wright St.	83 64
								156	H	New Orleans	76 62
								234	A	Southeastern La.	68 62
								234	H	Southeastern La.	61 53
								243	A	Central Ark.	74 64
								258	H	Tulsa	73 63
								260	H	Incarnate Word	70 71
								267	A	Nicholls St.	95 84
								271	A	Lamar University	75 49
								271	H	Lamar University	78 72
								316	A	Houston Baptist	84 79
								316	H	Houston Baptist	71 54
								319	H	New Mexico St.	67 54
								338	H	Northwestern St.	84 69
								343	A	McNeese	90 73
LAST 10 Division I											
234	A	Southeastern La.	68 62	338	H	Northwestern St.	84 69				
316	A	Houston Baptist	84 79	260	H	Incarnate Word	70 71				
99	A	A&M-Corpus Christi	59 68	97	A	SFA	59 69				
316	H	Houston Baptist	71 54	243	A	Central Ark.	74 64				
271	A	Lamar University	75 49	154	A	Sam Houston St.	81 73				

Non-Div I Games: Howard Payne 96 38 Schreiner 110 37 Southwest (NM) 104 52 McMurry 111 43
Abilene Christian

Average RPI Win: 179	WON-LOST	WINNING	LAST 10	STRENGTH OF	OPP. STRENGTH	TEAM	ADJ.	CONF.	ADJ CONF.
Average RPI Loss: 60	RECORD	PCT. RANK	GAMES	SCHEDULE	OF SCHEDULE	RPI	RPI	RPI	RPI
DIV. I ONLY	12- 14	194	4-6	56	18	114	114	1	1
DIV. I NON-CONF.	7- 4	100	0	297	178	193	193	2	2
TOTALS	RPI 1-25	RPI 26-50	W-L RECORDS	RPI 51-100	RPI 101-150	RPI 150+			
12- 14	0- 8	0- 1	OVERALL	3- 2	4- 1	5- 2			
5- 9	0- 5	0- 1	HOME	1- 1	0- 1	4- 1			
5- 5	0- 3	0- 0	AWAY	2- 1	3- 0	0- 1			
2- 0	0- 0	0- 0	NEUTRAL	0- 0	1- 0	1- 0			
7- 4	0- 0	0- 1	NON-CONFERENCE	1- 1	1- 0	5- 2			
4- 2	0- 0	0- 1	HOME	0- 0	0- 0	4- 1			
1- 2	0- 0	0- 0	AWAY	1- 1	0- 0	0- 1			
2- 0	0- 0	0- 0	NEUTRAL	0- 0	1- 0	1- 0			
5- 10	0- 8	0- 0	CONFERENCE	2- 1	3- 1	0- 0			
1- 7	0- 5	0- 0	HOME	1- 1	0- 1	0- 0			
4- 3	0- 3	0- 0	AWAY	1- 0	3- 0	0- 0			
0- 0	0- 0	0- 0	NEUTRAL	0- 0	0- 0	0- 0			

RPI	S	Opponent	Score	RPI	S	Opponent	Score	RPI	S	Opponent	Score	RPI	S	Opponent	Score	Team's RPI: 114
1	A	Oregon	51 88	35	H	South Dakota	81 84	72	A	BYU	77 73	101	A	Washington St.	78 66	
1	H	Oregon	63 90					75	A	Cincinnati	62 68	133	A	Washington	74 65	
7	A	Stanford	49 82					85	H	Southern California	67 65	134	A	California	71 62	
7	H	Stanford	64 97					92	A	Colorado	84 69	134	H	California	74 88	
8	H	UCLA	54 84					92	H	Colorado	70 80	142	N	Texas Southern	61 52	
16	A	Oregon St.	48 77									171	H	Providence	60 67	
16	H	Oregon St.	65 77									215	H	Oral Roberts	78 58	
22	H	Arizona	69 85									238	H	Nevada	68 62	
												254	A	Xavier	63 70	
												301	H	Eastern Wash.	87 49	
												311	N	UTSA	91 45	
												321	H	Weber St.	75 46	
LAST 10 Division I																
22	H	Arizona	69 85	16	H	Oregon St.	65 77									
134	H	California	74 88	1	H	Oregon	63 90									
7	H	Stanford	64 97	7	A	Stanford	49 82									
101	A	Washington St.	78 66	134	A	California	71 62									
133	A	Washington	74 65	92	A	Colorado	84 69									

Non-Div I Games:

Utah

Wake Forest

Through Games Of Feb. 22, 2020

Average RPI Win:	151	WON-LOST	WINNING	LAST 10	STRENGTH OF	OPP. STRENGTH	TEAM	ADJ.	CONF.	ADJ CONF.
Average RPI Loss:	93	RECORD	PCT. RANK	GAMES	SCHEDULE	OF SCHEDULE	RPI	RPI	RPI	RPI
DIV. I ONLY	13- 14	183	2-8	63	63	115	115	5	5	
DIV. I NON-CONF.	7- 4	100	0	122	197	112	112	4	4	
TOTALS	RPI 1-25	RPI 26-50	W-L RECORDS	RPI 51-100	RPI 101-150	RPI 150+				
13- 14	0- 4	1- 1	OVERALL	4- 5	2- 2	6- 2				
8- 5	0- 1	0- 1	HOME	3- 1	1- 2	4- 0				
3- 9	0- 3	1- 0	AWAY	0- 4	0- 0	2- 2				
2- 0	0- 0	0- 0	NEUTRAL	1- 0	1- 0	0- 0				
7- 4	0- 0	0- 0	NON-CONFERENCE	1- 2	2- 1	4- 1				
4- 2	0- 0	0- 0	HOME	0- 1	1- 1	3- 0				
1- 2	0- 0	0- 0	AWAY	0- 1	0- 0	1- 1				
2- 0	0- 0	0- 0	NEUTRAL	1- 0	1- 0	0- 0				
6- 10	0- 4	1- 1	CONFERENCE	3- 3	0- 1	2- 1				
4- 3	0- 1	0- 1	HOME	3- 0	0- 1	1- 0				
2- 7	0- 3	1- 0	AWAY	0- 3	0- 0	1- 1				
0- 0	0- 0	0- 0	NEUTRAL	0- 0	0- 0	0- 0				

RPI 1-25				RPI 26-50				RPI 51-100				RPI 101+ Team's RPI: 115			
RPI	S	Opponent	Score	RPI	S	Opponent	Score	RPI	S	Opponent	Score	RPI	S	Opponent	Score
4	A	Louisville	61 75	29	H	Virginia Tech	62 73	51	H	Charlotte	65 77	109	H	Campbell	74 46
20	A	NC State	45 59	31	A	Duke	60 58	52	N	Dayton	78 59	116	H	Notre Dame	71 75
25	A	Florida St.	67 78					59	H	Virginia	62 56	129	H	UNC Greensboro	65 67
25	H	Florida St.	65 70					63	A	St. John's (NY)	74 82	138	N	Florida	73 68
								77	A	Boston College	54 67	179	A	Elon	69 57
								79	A	Georgia Tech	52 62	223	A	Clemson	66 52
								79	H	Georgia Tech	65 60	223	H	Clemson	63 58
								93	H	Syracuse	65 60	247	H	East Carolina	76 53
								98	A	Miami (FL)	56 59	253	H	Col. of Charleston	106 50
												274	H	UNCW	65 55
												291	A	Pittsburgh	48 53
												292	A	ETSU	60 67
LAST 10 Division I															
25	A	Florida St.	67 78	77	A	Boston College	54 67								
29	H	Virginia Tech	62 73	291	A	Pittsburgh	48 53								
223	A	Clemson	66 52	93	H	Syracuse	65 60								
79	A	Georgia Tech	52 62	25	H	Florida St.	65 70								
116	H	Notre Dame	71 75	20	A	NC State	45 59								

Non-Div I Games:

Wake Forest

■ Loss,
 ■ Non-Conf,
 ■ S Site,
 ■ H Home
 ■ A Away
 N Neutral

Notre Dame

Through Games Of Feb. 22, 2020

Average RPI Win: 150	WON-LOST	WINNING	LAST 10	STRENGTH OF	OPP. STRENGTH	TEAM	ADJ.	CONF.	ADJ CONF.
Average RPI Loss: 57	RECORD	PCT. RANK	GAMES	SCHEDULE	OF SCHEDULE	RPI	RPI	RPI	RPI
DIV. I ONLY	10- 17	253	4-6	24	12	116	116	5	5
DIV. I NON-CONF.	5- 7	205	0	8	8	89	89	4	4
TOTALS	RPI 1-25	RPI 26-50	W-L RECORDS	RPI 51-100	RPI 101-150	RPI 150+			
10- 17	0- 5	1- 3	OVERALL	4- 8	1- 0	4- 1			
4- 9	0- 3	0- 1	HOME	1- 4	0- 0	3- 1			
5- 6	0- 2	1- 1	AWAY	2- 3	1- 0	1- 0			
1- 2	0- 0	0- 1	NEUTRAL	1- 1	0- 0	0- 0			
5- 7	0- 2	1- 1	NON-CONFERENCE	2- 4	0- 0	2- 0			
2- 4	0- 1	0- 0	HOME	0- 3	0- 0	2- 0			
2- 1	0- 1	1- 0	AWAY	1- 0	0- 0	0- 0			
1- 2	0- 0	0- 1	NEUTRAL	1- 1	0- 0	0- 0			
5- 10	0- 3	0- 2	CONFERENCE	2- 4	1- 0	2- 1			
2- 5	0- 2	0- 1	HOME	1- 1	0- 0	1- 1			
3- 5	0- 1	0- 1	AWAY	1- 3	1- 0	1- 0			
0- 0	0- 0	0- 0	NEUTRAL	0- 0	0- 0	0- 0			

RPI 1-25				RPI 26-50				RPI 51-100				RPI 101+ Team's RPI: 116			
RPI	S	Opponent	Score	RPI	S	Opponent	Score	RPI	S	Opponent	Score	RPI	S	Opponent	Score
4	A	Louisville	49 82	29	H	Virginia Tech	62 68	59	A	Virginia	60 90	115	A	Wake Forest	75 71
4	H	Louisville	54 86	31	A	Duke	47 50	61	H	Tennessee	63 74	175	H	Toledo	54 51
6	A	UConn	57 81	33	N	FGCU	60 69	67	N	South Fla.	67 51	223	H	Clemson	55 71
20	H	NC State	56 90	36	A	Michigan	76 72	71	H	Michigan St.	69 72	269	H	Loyola Maryland	84 60
21	H	DePaul	94 105					77	A	Boston College	55 56	291	A	Pittsburgh	60 52
								77	H	Boston College	65 75	291	H	Pittsburgh	74 52
								78	N	South Dakota St.	59 65				
								79	A	Georgia Tech	59 51				
								81	H	Minnesota	67 75				
								82	A	Fordham	60 55				
								93	A	Syracuse	63 74				
								98	H	Miami (FL)	76 53				
LAST 10 Division I															
				29	H	Virginia Tech	62 68	79	A	Georgia Tech	59 51				
				4	A	Louisville	49 82	4	H	Louisville	54 86				
				77	A	Boston College	55 56	59	A	Virginia	60 90				
				291	H	Pittsburgh	74 52	98	H	Miami (FL)	76 53				
				115	A	Wake Forest	75 71	31	A	Duke	47 50				

Non-Div I Games:

Notre Dame

Loss, Non-Conf, S Site, H Home A Away N Neutral

Vanderbilt

Through Games Of Feb. 22, 2020

Average RPI Win:	200	WON-LOST	WINNING	LAST 10	STRENGTH OF	OPP. STRENGTH	TEAM	ADJ.	CONF.	ADJ CONF.
Average RPI Loss:	54	RECORD	PCT. RANK	GAMES	SCHEDULE	OF SCHEDULE	RPI	RPI	RPI	RPI
DIV. I ONLY	13- 13	172	1-9	51	64	117	117	4	4	
DIV. I NON-CONF.	10- 3	57	0	119	236	78	78	5	5	
TOTALS	RPI 1-25	RPI 26-50	W-L RECORDS	RPI 51-100	RPI 101-150	RPI 150+				
13- 13	0- 5	0- 2	OVERALL	2- 3	3- 3	8- 0				
9- 6	0- 3	0- 1	HOME	1- 1	2- 1	6- 0				
3- 5	0- 2	0- 0	AWAY	1- 1	1- 2	1- 0				
1- 2	0- 0	0- 1	NEUTRAL	0- 1	0- 0	1- 0				
10- 3	0- 1	0- 1	NON-CONFERENCE	1- 1	2- 0	7- 0				
7- 1	0- 1	0- 0	HOME	1- 0	1- 0	5- 0				
2- 0	0- 0	0- 0	AWAY	0- 0	1- 0	1- 0				
1- 2	0- 0	0- 1	NEUTRAL	0- 1	0- 0	1- 0				
3- 10	0- 4	0- 1	CONFERENCE	1- 2	1- 3	1- 0				
2- 5	0- 2	0- 1	HOME	0- 1	1- 1	1- 0				
1- 5	0- 2	0- 0	AWAY	1- 1	0- 2	0- 0				
0- 0	0- 0	0- 0	NEUTRAL	0- 0	0- 0	0- 0				

RPI	S	Opponent	Score	RPI	S	Opponent	Score	RPI	S	Opponent	Score	RPI	S	Opponent	Score	Team's RPI: 117
2	A	South Carolina	44 95	34	H	Arkansas	66 100	61	H	Tennessee	69 78	108	A	Auburn	62 70	
2	H	South Carolina	57 93	45	N	Rutgers	56 62	70	N	Seton Hall	65 69	108	H	Auburn	77 55	
6	H	UConn	51 64					80	A	Alabama	61 98	125	H	Columbia	72 51	
11	H	Mississippi St.	52 68					84	A	Georgia	63 55	132	H	Missouri	66 78	
13	A	Texas A&M	53 74					96	H	Saint Louis	62 50	133	A	Washington	76 74	
												138	A	Florida	60 68	
												200	H	Radford	80 46	
												209	H	Tennessee Tech	75 61	
												211	H	Furman	74 46	
												255	H	Jacksonville St.	88 66	
												278	H	Ole Miss	63 47	
												283	H	Eastern Ky.	75 69	
												288	N	UC Irvine	76 63	
												332	A	Tennessee St.	106 55	
LAST 10 Division I																
132	H	Missouri	66 78	61	H	Tennessee	69 78									
2	A	South Carolina	44 95	80	A	Alabama	61 98									
13	A	Texas A&M	53 74	11	H	Mississippi St.	52 68									
278	H	Ole Miss	63 47	34	H	Arkansas	66 100									
108	A	Auburn	62 70	2	H	South Carolina	57 93									

Non-Div I Games:

Vanderbilt

Loss, Non-Conf, S Site, H Home A Away N Neutral

Average RPI Win:	245	WON-LOST	WINNING	LAST 10	STRENGTH OF	OPP. STRENGTH	TEAM	ADJ.	CONF.	ADJ CONF.
Average RPI Loss:	165	RECORD	PCT. RANK	GAMES	SCHEDULE	OF SCHEDULE	RPI	RPI	RPI	RPI
DIV. I ONLY	19- 6	41	9-1	322	246	118	118	20	20	
DIV. I NON-CONF.	6- 3	90	0	343	150	176	176	23	23	
TOTALS	RPI 1-25	RPI 26-50	W-L RECORDS	RPI 51-100	RPI 101-150	RPI 150+				
19- 6	0- 0	1- 0	OVERALL	1- 2	0- 0	17- 4				
9- 1	0- 0	1- 0	HOME	1- 1	0- 0	7- 0				
10- 5	0- 0	0- 0	AWAY	0- 1	0- 0	10- 4				
0- 0	0- 0	0- 0	NEUTRAL	0- 0	0- 0	0- 0				
6- 3	0- 0	0- 0	NON-CONFERENCE	1- 1	0- 0	5- 2				
2- 0	0- 0	0- 0	HOME	1- 0	0- 0	1- 0				
4- 3	0- 0	0- 0	AWAY	0- 1	0- 0	4- 2				
0- 0	0- 0	0- 0	NEUTRAL	0- 0	0- 0	0- 0				
13- 3	0- 0	1- 0	CONFERENCE	0- 1	0- 0	12- 2				
7- 1	0- 0	1- 0	HOME	0- 1	0- 0	6- 0				
6- 2	0- 0	0- 0	AWAY	0- 0	0- 0	6- 2				
0- 0	0- 0	0- 0	NEUTRAL	0- 0	0- 0	0- 0				

RPI 1-25			RPI 26-50			RPI 51-100			RPI 101+ Team's RPI: 118		
RPI	S	Opponent	Score	RPI	S	Opponent	Score	RPI	S	Opponent	Score
				47	H	UT Martin	71 69	58	H	Belmont	45 57
								95	H	Southern Ill.	79 65
								96	A	Saint Louis	61 76
								157	A	Eastern Mich.	64 69
								177	A	Austin Peay	79 66
								177	H	Austin Peay	81 43
								197	A	Western Ill.	91 97
								209	A	Tennessee Tech	72 59
								209	H	Tennessee Tech	87 72
								214	A	Eastern Ill.	77 65
								228	A	Murray St.	62 70
								228	H	Murray St.	88 73
								255	A	Jacksonville St.	51 72
								255	H	Jacksonville St.	79 52
								262	A	Arkansas St.	79 67
								276	A	Morehead St.	67 61
								278	A	Ole Miss	70 53
								279	A	Indiana St.	68 58
								283	A	Eastern Ky.	60 44
								322	H	Evansville	83 60
								332	H	Tennessee St.	83 54
								334	A	Purdue Fort Wayne	58 48
								340	A	SIUE	66 56
								340	H	SIUE	80 57
LAST 10 Division I											
209	A	Tennessee Tech	72 59	255	H	Jacksonville St.	79 52				
255	A	Jacksonville St.	51 72	283	A	Eastern Ky.	60 44				
340	H	SIUE	80 57	276	A	Morehead St.	67 61				
47	H	UT Martin	71 69	214	A	Eastern Ill.	77 65				
209	H	Tennessee Tech	87 72	340	A	SIUE	66 56				

Non-Div I Games: Harris-Stowe 106 64 Mo.-St. Louis 70 56

Southeast Mo. St.

Loss, Non-Conf, S Site, H Home A Away N Neutral

Bethune-Cookman

Through Games Of Feb. 22, 2020

Average RPI Win:	270	WON-LOST	WINNING	LAST 10	STRENGTH OF	OPP. STRENGTH	TEAM	ADJ.	CONF.	ADJ CONF.
Average RPI Loss:	89	RECORD	PCT. RANK	GAMES	SCHEDULE	OF SCHEDULE	RPI	RPI	RPI	RPI
DIV. I ONLY	18- 5	34	10-0	316	292	119	119	29	29	
DIV. I NON-CONF.	6- 4	123	0	254	98	138	138	29	29	
TOTALS	RPI 1-25	RPI 26-50	W-L RECORDS	RPI 51-100	RPI 101-150	RPI 150+				
18- 5	0- 1	0- 1	OVERALL	0- 1	2- 1	16- 1				
7- 2	0- 1	0- 1	HOME	0- 0	1- 0	6- 0				
10- 3	0- 0	0- 0	AWAY	0- 1	1- 1	9- 1				
1- 0	0- 0	0- 0	NEUTRAL	0- 0	0- 0	1- 0				
6- 4	0- 1	0- 1	NON-CONFERENCE	0- 1	0- 1	6- 0				
1- 2	0- 1	0- 1	HOME	0- 0	0- 0	1- 0				
4- 2	0- 0	0- 0	AWAY	0- 1	0- 1	4- 0				
1- 0	0- 0	0- 0	NEUTRAL	0- 0	0- 0	1- 0				
12- 1	0- 0	0- 0	CONFERENCE	0- 0	2- 0	10- 1				
6- 0	0- 0	0- 0	HOME	0- 0	1- 0	5- 0				
6- 1	0- 0	0- 0	AWAY	0- 0	1- 0	5- 1				
0- 0	0- 0	0- 0	NEUTRAL	0- 0	0- 0	0- 0				

RPI 1-25				RPI 26-50				RPI 51-100				RPI 101+ Team's RPI: 119			
RPI	S	Opponent	Score	RPI	S	Opponent	Score	RPI	S	Opponent	Score	RPI	S	Opponent	Score
19	H	Central Mich.	67 92	50	H	Troy	62 68	80	A	Alabama	49 60	108	A	Auburn	56 74
												150	A	N.C. A&T	69 58
												150	H	N.C. A&T	70 50
												169	A	Jacksonville	53 52
												187	A	Norfolk St.	51 61
												217	A	Stetson	59 55
												237	N	Appalachian St.	61 44
												244	A	Howard	75 59
												244	H	Howard	88 59
												245	H	Morgan St.	74 65
												264	A	Delaware St.	66 55
												294	H	Ga. Southern	75 57
												305	A	FIU	65 60
												314	H	N.C. Central	73 52
												326	A	UMES	62 53
												330	H	Coppin St.	82 51
												342	A	Florida A&M	78 57
												344	A	Charleston So.	81 41
												346	A	South Carolina St.	66 55
												346	H	South Carolina St.	86 70
LAST 10 Division I															
346	H	South Carolina St.	86 70	342	A	Florida A&M	78 57								
264	A	Delaware St.	66 55	346	A	South Carolina St.	66 55								
326	A	UMES	62 53	150	A	N.C. A&T	69 58								
244	H	Howard	88 59	314	H	N.C. Central	73 52								
150	H	N.C. A&T	70 50	245	H	Morgan St.	74 65								

Non-Div I Games: Edward Waters 79 46 Palm Beach Atl. 68 45

Bethune-Cookman

Loss, Non-Conf, S Site, H Home A Away N Neutral

William & Mary

Through Games Of Feb. 22, 2020

Average RPI Win:	237	WON-LOST	WINNING	LAST 10	STRENGTH OF	OPP. STRENGTH	TEAM	ADJ.	CONF.	ADJ CONF.
Average RPI Loss:	96	RECORD	PCT. RANK	GAMES	SCHEDULE	OF SCHEDULE	RPI	RPI	RPI	RPI
DIV. I ONLY	18- 7	52	7-3	301	141	120	120	14	14	
DIV. I NON-CONF.	9- 2	37	0	301	204	108	108	13	13	
TOTALS	RPI 1-25	RPI 26-50	W-L RECORDS	RPI 51-100	RPI 101-150	RPI 150+				
18- 7	0- 0	0- 4	OVERALL	0- 0	3- 2	15- 1				
8- 3	0- 0	0- 2	HOME	0- 0	1- 0	7- 1				
10- 4	0- 0	0- 2	AWAY	0- 0	2- 2	8- 0				
0- 0	0- 0	0- 0	NEUTRAL	0- 0	0- 0	0- 0				
9- 2	0- 0	0- 1	NON-CONFERENCE	0- 0	2- 1	7- 0				
4- 1	0- 0	0- 1	HOME	0- 0	0- 0	4- 0				
5- 1	0- 0	0- 0	AWAY	0- 0	2- 1	3- 0				
0- 0	0- 0	0- 0	NEUTRAL	0- 0	0- 0	0- 0				
9- 5	0- 0	0- 3	CONFERENCE	0- 0	1- 1	8- 1				
4- 2	0- 0	0- 1	HOME	0- 0	1- 0	3- 1				
5- 3	0- 0	0- 2	AWAY	0- 0	0- 1	5- 0				
0- 0	0- 0	0- 0	NEUTRAL	0- 0	0- 0	0- 0				

RPI 1-25				RPI 26-50				RPI 51-100				RPI 101+				Team's RPI: 120	
RPI	S	Opponent	Score	RPI	S	Opponent	Score	RPI	S	Opponent	Score	RPI	S	Opponent	Score		
				28	H	Old Dominion	58 69					104	A	VCU	69 55		
				39	A	James Madison	70 84					112	A	Richmond	73 76		
				44	A	Drexel	74 84					130	A	Northeastern	55 61		
				44	H	Drexel	54 61					130	H	Northeastern	80 64		
												139	A	George Washington	63 51		
												170	A	Towson	83 75		
												176	H	Delaware	68 58		
												179	A	Elon	84 77		
												187	H	Norfolk St.	65 56		
												247	A	East Carolina	78 68		
												253	A	Col. of Charleston	80 74		
												253	H	Col. of Charleston	85 60		
												264	A	Delaware St.	73 52		
												274	A	UNCW	63 55		
												274	H	UNCW	55 72		
												284	H	UMBC	76 48		
												295	A	Army West Point	77 65		
												323	A	Hofstra	66 53		
												323	H	Hofstra	71 42		
												326	H	UMES	78 50		
												347	H	Hartford	61 44		
LAST 10 Division I																	
				44	A	Drexel	74 84	179	A	Elon	84 77						
				323	H	Hofstra	71 42	44	H	Drexel	54 61						
				130	H	Northeastern	80 64	176	H	Delaware	68 58						
				274	A	UNCW	63 55	130	A	Northeastern	55 61						
				253	A	Col. of Charleston	80 74	323	A	Hofstra	66 53						

Non-Div I Games:

William & Mary

Loss, Non-Conf, S Site, H Home A Away N Neutral

Kansas

Through Games Of Feb. 22, 2020

Average RPI Win:	204	WON-LOST	WINNING	LAST 10	STRENGTH OF	OPP. STRENGTH	TEAM	ADJ.	CONF.	ADJ CONF.
Average RPI Loss:	50	RECORD	PCT. RANK	GAMES	SCHEDULE	OF SCHEDULE	RPI	RPI	RPI	RPI
DIV. I ONLY	13- 12	167	2-8	67	66	121	121	3	3	
DIV. I NON-CONF.	11- 0	1	0	308	221	56	56	3	3	
TOTALS	RPI 1-25	RPI 26-50	W-L RECORDS	RPI 51-100	RPI 101-150	RPI 150+				
13- 12	0- 4	1- 3	OVERALL	1- 4	1- 0	10- 1				
10- 5	0- 2	1- 0	HOME	0- 3	1- 0	8- 0				
2- 7	0- 2	0- 3	AWAY	1- 1	0- 0	1- 1				
1- 0	0- 0	0- 0	NEUTRAL	0- 0	0- 0	1- 0				
11- 0	0- 0	0- 0	NON-CONFERENCE	1- 0	1- 0	9- 0				
8- 0	0- 0	0- 0	HOME	0- 0	1- 0	7- 0				
2- 0	0- 0	0- 0	AWAY	1- 0	0- 0	1- 0				
1- 0	0- 0	0- 0	NEUTRAL	0- 0	0- 0	1- 0				
2- 12	0- 4	1- 3	CONFERENCE	0- 4	0- 0	1- 1				
2- 5	0- 2	1- 0	HOME	0- 3	0- 0	1- 0				
0- 7	0- 2	0- 3	AWAY	0- 1	0- 0	0- 1				
0- 0	0- 0	0- 0	NEUTRAL	0- 0	0- 0	0- 0				

RPI S	Opponent	Score	RPI S	Opponent	Score	RPI S	Opponent	Score	RPI S	Opponent	Score	Team's RPI: 121
5	A Baylor	44 97	43	A Iowa St.	67 89	56	H Oklahoma	82 94	138	H Florida	76 66	
5	H Baylor	47 90	46	A Oklahoma St.	49 67	57	A West Virginia	53 60	152	A Texas Tech	72 89	
18	A TCU	59 73	48	A Texas	77 85	57	H West Virginia	49 68	152	H Texas Tech	67 50	
18	H TCU	74 87	48	H Texas	82 67	94	H Kansas St.	61 69	155	N Wright St.	74 63	
						96	A Saint Louis	68 60	167	H Saint Mary's (CA)	86 81	
									199	A Fla. Atlantic	90 60	
									233	H UMass Lowell	79 44	
									256	H Texas St.	68 48	
									273	H Wofford	83 64	
									279	H Indiana St.	84 72	
									309	H Omaha	63 48	
									341	H UIC	91 50	
LAST 10 Division I												
57	A West Virginia	53 60	56	H Oklahoma	82 94							
48	H Texas	82 67	94	H Kansas St.	61 69							
152	A Texas Tech	72 89	43	A Iowa St.	67 89							
18	H TCU	74 87	48	A Texas	77 85							
5	A Baylor	44 97	152	H Texas Tech	67 50							

Non-Div I Games:

Kansas

Loss, Non-Conf, S Site, H Home A Away N Neutral

UU

Non-Div I Games:	Ala.-Huntsville	74	57	Tuskegee	103	60
------------------	-----------------	----	----	----------	-----	----

Page 122

Idaho

Through Games Of Feb. 22, 2020

Average RPI Win: 230	WON-LOST	WINNING	LAST 10	STRENGTH OF	OPP. STRENGTH	TEAM	ADJ.	CONF.	ADJ CONF.
Average RPI Loss: 132	RECORD	PCT. RANK	GAMES	SCHEDULE	OF SCHEDULE	RPI	RPI	RPI	RPI
DIV. I ONLY	16- 9	82	6-4	228	174	123	123	18	18
DIV. I NON-CONF.	5- 4	140	0	146	111	106	106	17	17
TOTALS	RPI 1-25	RPI 26-50	W-L RECORDS	RPI 51-100	RPI 101-150	RPI 150+			
16- 9	0- 0	0- 2	OVERALL	1- 2	1- 0	14- 5			
8- 2	0- 0	0- 0	HOME	0- 1	0- 0	8- 1			
8- 5	0- 0	0- 1	AWAY	1- 1	1- 0	6- 3			
0- 2	0- 0	0- 1	NEUTRAL	0- 0	0- 0	0- 1			
5- 4	0- 0	0- 2	NON-CONFERENCE	0- 1	1- 0	4- 1			
2- 0	0- 0	0- 0	HOME	0- 0	0- 0	2- 0			
3- 2	0- 0	0- 1	AWAY	0- 1	1- 0	2- 0			
0- 2	0- 0	0- 1	NEUTRAL	0- 0	0- 0	0- 1			
11- 5	0- 0	0- 0	CONFERENCE	1- 1	0- 0	10- 4			
6- 2	0- 0	0- 0	HOME	0- 1	0- 0	6- 1			
5- 3	0- 0	0- 0	AWAY	1- 0	0- 0	4- 3			
0- 0	0- 0	0- 0	NEUTRAL	0- 0	0- 0	0- 0			

RPI 1-25				RPI 26-50				RPI 51-100				RPI 101+				Team's RPI: 123	
RPI	S	Opponent	Score	RPI	S	Opponent	Score	RPI	S	Opponent	Score	RPI	S	Opponent	Score		
				28	N	Old Dominion	55 67	67	A	South Fla.	64 67	111	A	San Diego	65 32		
				46	A	Oklahoma St.	47 62	76	A	Montana St.	69 68	161	A	Northern Ariz.	67 70		
								76	H	Montana St.	56 62	161	H	Northern Ariz.	70 71		
												165	A	Montana	60 69		
												165	H	Montana	52 51		
												168	H	Idaho St.	62 56		
												178	A	Southern Utah	71 56		
												198	H	Hawaii	67 52		
												216	A	Portland St.	53 74		
												216	H	Portland St.	65 52		
												224	A	Northern Colo.	57 46		
												232	A	San Francisco	66 60		
												265	H	Colorado St.	61 54		
												271	N	Lamar University	44 47		
												301	A	Eastern Wash.	75 46		
												301	H	Eastern Wash.	69 60		
												304	A	Seattle U	90 84		
												308	A	Sacramento St.	96 88		
												308	H	Sacramento St.	70 44		
												321	H	Weber St.	70 50		
LAST 10 Division I																	
				308	A	Sacramento St.	96 88	76	H	Montana St.	56 62						
				161	A	Northern Ariz.	67 70	308	H	Sacramento St.	70 44						
				216	H	Portland St.	65 52	161	H	Northern Ariz.	70 71						
				301	A	Eastern Wash.	75 46	178	A	Southern Utah	71 56						
				165	A	Montana	60 69	224	A	Northern Colo.	57 46						

Non-Div I Games:

Idaho

■ Loss,
 ■ Non-Conf, S Site,
 ■ Home
 ■ Away
 N Neutral

Holy Cross

Through Games Of Feb. 22, 2020

Average RPI Win:	218	WON-LOST	WINNING	LAST 10	STRENGTH OF	OPP. STRENGTH	TEAM	ADJ.	CONF.	ADJ CONF.
Average RPI Loss:	140	RECORD	PCT. RANK	GAMES	SCHEDULE	OF SCHEDULE	RPI	RPI	RPI	RPI
DIV. I ONLY	15- 11	129	5-5	166	201	124	124	15	15	
DIV. I NON-CONF.	7- 4	100	0	255	274	119	119	15	15	
TOTALS	RPI 1-25	RPI 26-50	W-L RECORDS	RPI 51-100	RPI 101-150	RPI 150+				
15- 11	0- 0	0- 0	OVERALL	1- 4	2- 4	12- 3				
8- 3	0- 0	0- 0	HOME	1- 2	1- 1	6- 0				
7- 8	0- 0	0- 0	AWAY	0- 2	1- 3	6- 3				
0- 0	0- 0	0- 0	NEUTRAL	0- 0	0- 0	0- 0				
7- 4	0- 0	0- 0	NON-CONFERENCE	1- 0	0- 2	6- 2				
4- 0	0- 0	0- 0	HOME	1- 0	0- 0	3- 0				
3- 4	0- 0	0- 0	AWAY	0- 0	0- 2	3- 2				
0- 0	0- 0	0- 0	NEUTRAL	0- 0	0- 0	0- 0				
8- 7	0- 0	0- 0	CONFERENCE	0- 4	2- 2	6- 1				
4- 3	0- 0	0- 0	HOME	0- 2	1- 1	3- 0				
4- 4	0- 0	0- 0	AWAY	0- 2	1- 1	3- 1				
0- 0	0- 0	0- 0	NEUTRAL	0- 0	0- 0	0- 0				

RPI S	Opponent	Score	RPI S	Opponent	Score	RPI S	Opponent	Score	RPI S	Opponent	Score	Team's RPI: 124
						62	A Bucknell	45 63	128	A Lehigh	74 57	
						62	H Bucknell	40 51	128	H Lehigh	65 62	
						77	H Boston College	80 71	135	A Boston U.	70 76	
						88	A Colgate	60 71	135	H Boston U.	51 62	
						88	H Colgate	69 80	140	A North Florida	60 80	
									146	A Massachusetts	72 75	
									174	A Lafayette	57 49	
									174	H Lafayette	57 56	
									181	H American	72 59	
									185	A Illinois	75 78	
									186	H Merrimack	68 42	
									207	A Rhode Island	58 73	
									217	A Stetson	75 63	
									222	A Brown	83 71	
									268	H New Hampshire	82 61	
									269	A Loyola Maryland	64 56	
									295	A Army West Point	48 61	
									307	A Navy	58 49	
									307	H Navy	57 43	
									310	A Sacred Heart	65 52	
									318	H Bryant	87 75	
LAST 10 Division I												
			88	H Colgate	69 80	88	A Colgate	60 71				
			62	A Bucknell	45 63	307	H Navy	57 43				
			174	A Lafayette	57 49	135	A Boston U.	70 76				
			128	H Lehigh	65 62	128	A Lehigh	74 57				
			135	H Boston U.	51 62	181	H American	72 59				

Non-Div I Games:

Holy Cross

■ Loss,
 ■ Non-Conf,
 ■ S Site,
 ■ H Home
 ■ A Away
 N Neutral

Average RPI Win:	204	WON-LOST	WINNING	LAST 10	STRENGTH OF	OPP. STRENGTH	TEAM	ADJ.	CONF.	ADJ CONF.
Average RPI Loss:	140	RECORD	PCT. RANK	GAMES	SCHEDULE	OF SCHEDULE	RPI	RPI	RPI	RPI
DIV. I ONLY	15- 8	79	6-4	248	130	125	125	7	7	
DIV. I NON-CONF.	9- 4	84	0	334	234	187	187	8	8	
TOTALS	RPI 1-25	RPI 26-50	W-L RECORDS	RPI 51-100	RPI 101-150	RPI 150+				
15- 8	0- 1	0- 0	OVERALL	3- 2	2- 2	10- 3				
10- 2	0- 0	0- 0	HOME	2- 1	1- 0	7- 1				
5- 6	0- 1	0- 0	AWAY	1- 1	1- 2	3- 2				
0- 0	0- 0	0- 0	NEUTRAL	0- 0	0- 0	0- 0				
9- 4	0- 0	0- 0	NON-CONFERENCE	1- 0	2- 2	6- 2				
6- 1	0- 0	0- 0	HOME	1- 0	1- 0	4- 1				
3- 3	0- 0	0- 0	AWAY	0- 0	1- 2	2- 1				
0- 0	0- 0	0- 0	NEUTRAL	0- 0	0- 0	0- 0				
6- 4	0- 1	0- 0	CONFERENCE	2- 2	0- 0	4- 1				
4- 1	0- 0	0- 0	HOME	1- 1	0- 0	3- 0				
2- 3	0- 1	0- 0	AWAY	1- 1	0- 0	1- 1				
0- 0	0- 0	0- 0	NEUTRAL	0- 0	0- 0	0- 0				

RPI	S	Opponent	Score	RPI	S	Opponent	Score	RPI	S	Opponent	Score	RPI	S	Opponent	Score	Team's RPI: 125
15	A	Princeton	55 77					55	A	Penn	84 86	117	A	Vanderbilt	51 72	
								66	A	Yale	74 65	126	H	Davidson	63 60	
								66	H	Yale	60 85	131	A	Robert Morris	61 59	
								82	H	Fordham	70 51	141	A	Buffalo	75 82	
								100	H	Harvard	89 64	164	H	Dartmouth	73 63	
												182	A	Cornell	77 80	
												182	H	Cornell	76 66	
												222	A	Brown	76 66	
												222	H	Brown	74 60	
												227	H	Saint Joseph's	57 71	
												239	H	Milwaukee	74 46	
												241	H	Georgetown	54 49	
												295	A	Army West Point	71 62	
												320	A	Albany (NY)	78 82	
												325	H	NJIT	99 43	
												329	H	Mercer	77 48	
												332	A	Tennessee St.	75 65	
LAST 10 Division I																
66	A	Yale	74 65	55	A	Penn	84 86									
222	A	Brown	76 66	222	H	Brown	74 60									
100	H	Harvard	89 64	66	H	Yale	60 85									
164	H	Dartmouth	73 63	182	A	Cornell	77 80									
15	A	Princeton	55 77	182	H	Cornell	76 66									

Non-Div I Games:

Columbia

■ Loss,
 ■ Non-Conf,
 ■ S Site,
 ■ H Home
 ■ A Away
 N Neutral

Average RPI Win: 203	WON-LOST	WINNING	LAST 10	STRENGTH OF	OPP. STRENGTH	TEAM	ADJ.	CONF.	ADJ CONF.
Average RPI Loss: 114	RECORD	PCT. RANK	GAMES	SCHEDULE	OF SCHEDULE	RPI	RPI	RPI	RPI
DIV. I ONLY	13- 13	172	3-7	118	134	126	126	12	12
DIV. I NON-CONF.	6- 6	164	0	154	171	123	123	12	12
TOTALS	RPI 1-25	RPI 26-50	W-L RECORDS	RPI 51-100	RPI 101-150	RPI 150+			
13- 13	0- 0	0- 3	OVERALL	2- 3	2- 5	9- 2			
6- 4	0- 0	0- 0	HOME	1- 2	2- 1	3- 1			
6- 9	0- 0	0- 3	AWAY	1- 1	0- 4	5- 1			
1- 0	0- 0	0- 0	NEUTRAL	0- 0	0- 0	1- 0			
6- 6	0- 0	0- 3	NON-CONFERENCE	0- 1	0- 2	6- 0			
2- 1	0- 0	0- 0	HOME	0- 1	0- 0	2- 0			
3- 5	0- 0	0- 3	AWAY	0- 0	0- 2	3- 0			
1- 0	0- 0	0- 0	NEUTRAL	0- 0	0- 0	1- 0			
7- 7	0- 0	0- 0	CONFERENCE	2- 2	2- 3	3- 2			
4- 3	0- 0	0- 0	HOME	1- 1	2- 1	1- 1			
3- 4	0- 0	0- 0	AWAY	1- 1	0- 2	2- 1			
0- 0	0- 0	0- 0	NEUTRAL	0- 0	0- 0	0- 0			

RPI S	Opponent	Score	RPI S	Opponent	Score	RPI S	Opponent	Score	RPI S	Opponent	Score	Team's RPI: 126
29	A Virginia Tech	68 88	51	H Charlotte	64 75	112	A Richmond	57 69				
31	A Duke	52 82	52	H Dayton	49 55	125	A Columbia	60 63				
44	A Drexel	63 74	82	A Fordham	46 47	127	H Duquesne	79 76				
			82	H Fordham	74 62	138	A Florida	50 55				
			96	A Saint Louis	65 58	139	H George Washington	62 55				
						146	A Massachusetts	48 61				
						146	H Massachusetts	62 70				
						183	A High Point	73 63				
						207	A Rhode Island	77 70				
						207	H Rhode Island	79 67				
						212	A UMKC	74 64				
						227	H Saint Joseph's	54 63				
						230	A George Mason	76 69				
						241	H Georgetown	66 52				
						288	N UC Irvine	78 72				
						292	A ETSU	75 60				
						293	A St. Bonaventure	56 68				
						337	H Western Caro.	101 51				
LAST 10 Division I												
146	A Massachusetts	48 61	52	H Dayton	49 55							
227	H Saint Joseph's	54 63	146	H Massachusetts	62 70							
127	H Duquesne	79 76	207	A Rhode Island	77 70							
82	A Fordham	46 47	112	A Richmond	57 69							
293	A St. Bonaventure	56 68	139	H George Washington	62 55							

Non-Div I Games: Newberry 75 46

Davidson

■ Loss,
 ■ Non-Conf,
 ■ S Site,
 ■ H Home
 ■ A Away
 N Neutral

Average RPI Win: 217	WON-LOST	WINNING	LAST 10	STRENGTH OF	OPP. STRENGTH	TEAM	ADJ.	CONF.	ADJ CONF.
Average RPI Loss: 105	RECORD	PCT. RANK	GAMES	SCHEDULE	OF SCHEDULE	RPI	RPI	RPI	RPI
DIV. I ONLY	17- 10	86	6-4	263	105	127	127	12	12
DIV. I NON-CONF.	10- 3	57	0	287	123	102	102	12	12
TOTALS	RPI 1-25	RPI 26-50	W-L RECORDS	RPI 51-100	RPI 101-150	RPI 150+			
17- 10	0- 0	0- 1	OVERALL	0- 3	1- 6	16- 0			
9- 3	0- 0	0- 0	HOME	0- 0	0- 3	9- 0			
8- 7	0- 0	0- 1	AWAY	0- 3	1- 3	7- 0			
0- 0	0- 0	0- 0	NEUTRAL	0- 0	0- 0	0- 0			
10- 3	0- 0	0- 1	NON-CONFERENCE	0- 1	0- 1	10- 0			
4- 1	0- 0	0- 0	HOME	0- 0	0- 1	4- 0			
6- 2	0- 0	0- 1	AWAY	0- 1	0- 0	6- 0			
0- 0	0- 0	0- 0	NEUTRAL	0- 0	0- 0	0- 0			
7- 7	0- 0	0- 0	CONFERENCE	0- 2	1- 5	6- 0			
5- 2	0- 0	0- 0	HOME	0- 0	0- 2	5- 0			
2- 5	0- 0	0- 0	AWAY	0- 2	1- 3	1- 0			
0- 0	0- 0	0- 0	NEUTRAL	0- 0	0- 0	0- 0			

RPI S	Opponent	Score	RPI S	Opponent	Score	RPI S	Opponent	Score	RPI S	Opponent	Score	Team's RPI: 127
46	A Oklahoma St.	41 84	52	A Dayton	41 54	103	H Kent St.	75 77	104	A VCU	79 76	
			91	A Temple	72 85	112	A Richmond	64 67	126	A Davidson	76 79	
			96	A Saint Louis	50 53	139	A George Washington	60 65	139	H George Washington	65 72	
						146	H Massachusetts	77 81	151	A Akron	88 63	
						172	H La Salle	82 56	174	A Lafayette	73 65	
						175	H Toledo	79 74	182	A Cornell	72 62	
						206	A Manhattan	76 65	207	H Rhode Island	72 62	
						219	H Kennesaw St.	75 72	226	A Iona	76 74	
						227	A Saint Joseph's	58 51	227	H Saint Joseph's	53 42	
						230	H George Mason	84 63	251	H Saint Francis (PA)	72 69	
						291	A Pittsburgh	81 62	293	H St. Bonaventure	58 39	
						349	H Central Conn. St.	72 33				
LAST 10 Division I												
139	H George Washington	65 72	104	A VCU	79 76							
207	H Rhode Island	72 62	293	H St. Bonaventure	58 39							
126	A Davidson	76 79	96	A Saint Louis	50 53							
112	A Richmond	64 67	230	H George Mason	84 63							
227	H Saint Joseph's	53 42	227	A Saint Joseph's	58 51							

Non-Div I Games:

Duquesne

■ Loss,
 ■ Non-Conf,
 ■ S Site,
 ■ H Home
 ■ A Away
 N Neutral

Average RPI Win: 230	WON-LOST	WINNING	LAST 10	STRENGTH OF	OPP. STRENGTH	TEAM	ADJ.	CONF.	ADJ CONF.
Average RPI Loss: 105	RECORD	PCT. RANK	GAMES	SCHEDULE	OF SCHEDULE	RPI	RPI	RPI	RPI
DIV. I ONLY	15- 10	108	3-7	172	193	128	128	15	15
DIV. I NON-CONF.	7- 3	80	0	143	257	77	77	15	15
TOTALS	RPI 1-25	RPI 26-50	W-L RECORDS	RPI 51-100	RPI 101-150	RPI 150+			
15- 10	0- 0	0- 0	OVERALL	1- 6	3- 2	11- 2			
7- 4	0- 0	0- 0	HOME	1- 2	2- 1	4- 1			
8- 4	0- 0	0- 0	AWAY	0- 2	1- 1	7- 1			
0- 2	0- 0	0- 0	NEUTRAL	0- 2	0- 0	0- 0			
7- 3	0- 0	0- 0	NON-CONFERENCE	1- 3	2- 0	4- 0			
3- 0	0- 0	0- 0	HOME	1- 0	1- 0	1- 0			
4- 1	0- 0	0- 0	AWAY	0- 1	1- 0	3- 0			
0- 2	0- 0	0- 0	NEUTRAL	0- 2	0- 0	0- 0			
8- 7	0- 0	0- 0	CONFERENCE	0- 3	1- 2	7- 2			
4- 4	0- 0	0- 0	HOME	0- 2	1- 1	3- 1			
4- 3	0- 0	0- 0	AWAY	0- 1	0- 1	4- 1			
0- 0	0- 0	0- 0	NEUTRAL	0- 0	0- 0	0- 0			

RPI S	RPI 1-25	Score	RPI S	RPI 26-50	Score	RPI S	RPI 51-100	Score	RPI S	RPI 101+	Team's RPI: 128
	Opponent			Opponent			Opponent			Opponent	Score
						62	A Bucknell	56 67	124	A Holy Cross	62 65
						62	H Bucknell	50 71	124	H Holy Cross	57 74
						68	N Ball St.	52 54	135	H Boston U.	51 34
						70	H Seton Hall	75 68	139	H George Washington	59 53
						81	A Minnesota	49 77	149	A Mt. St. Mary's	66 65
						82	N Fordham	57 59	174	A Lafayette	53 61
						88	H Colgate	73 82	174	H Lafayette	73 66
									181	A American	64 63
									181	H American	56 64
									186	A Merrimack	72 68
									264	A Delaware St.	68 38
									269	A Loyola Maryland	55 53
									295	A Army West Point	94 65
									295	H Army West Point	89 72
									307	A Navy	60 53
									307	H Navy	70 40
									324	A Saint Peter's	80 71
									349	H Central Conn. St.	70 51
LAST 10 Division I											
						62	A Bucknell	56 67	295	A Army West Point	94 65
						88	H Colgate	73 82	181	H American	56 64
						295	H Army West Point	89 72	174	A Lafayette	53 61
						124	A Holy Cross	62 65	124	H Holy Cross	57 74
						174	H Lafayette	73 66	62	H Bucknell	50 71

Non-Div I Games: Bloomsburg 91 43

Lehigh

■ Loss,
 ■ Non-Conf,
 ■ S Site,
 ■ H Home
 ■ A Away
 N Neutral

UNC Greensboro

Through Games Of Feb. 22, 2020

Average RPI Win:	250	WON-LOST	WINNING	LAST 10	STRENGTH OF	OPP. STRENGTH	TEAM	ADJ.	CONF.	ADJ CONF.
Average RPI Loss:	155	RECORD	PCT. RANK	GAMES	SCHEDULE	OF SCHEDULE	RPI	RPI	RPI	RPI
DIV. I ONLY	17- 7	56	7-3	286	273	129	129	26	26	
DIV. I NON-CONF.	8- 4	90	0	151	286	92	92	22	22	
TOTALS	RPI 1-25	RPI 26-50	W-L RECORDS	RPI 51-100	RPI 101-150	RPI 150+				
17- 7	0- 0	0- 0	OVERALL	0- 1	2- 3	15- 3				
10- 2	0- 0	0- 0	HOME	0- 0	0- 1	10- 1				
7- 5	0- 0	0- 0	AWAY	0- 1	2- 2	5- 2				
0- 0	0- 0	0- 0	NEUTRAL	0- 0	0- 0	0- 0				
8- 4	0- 0	0- 0	NON-CONFERENCE	0- 1	2- 3	6- 0				
4- 1	0- 0	0- 0	HOME	0- 0	0- 1	4- 0				
4- 3	0- 0	0- 0	AWAY	0- 1	2- 2	2- 0				
0- 0	0- 0	0- 0	NEUTRAL	0- 0	0- 0	0- 0				
9- 3	0- 0	0- 0	CONFERENCE	0- 0	0- 0	9- 3				
6- 1	0- 0	0- 0	HOME	0- 0	0- 0	6- 1				
3- 2	0- 0	0- 0	AWAY	0- 0	0- 0	3- 2				
0- 0	0- 0	0- 0	NEUTRAL	0- 0	0- 0	0- 0				

RPI 1-25			RPI 26-50			RPI 51-100			RPI 101+			Team's RPI: 129
RPI	S	Opponent	Score	RPI	S	Opponent	Score	RPI	S	Opponent	Score	
						73 A Coastal Caro.	54 63			105 A Liberty	58 53	
										109 A Campbell	64 72	
										112 H Richmond	62 70	
										115 A Wake Forest	67 65	
										150 A N.C. A&T	48 57	
										173 H Samford	42 56	
										183 H High Point	82 70	
										195 A Chattanooga	59 74	
										195 H Chattanooga	49 41	
										211 A Furman	59 53	
										211 H Furman	61 53	
										237 H Appalachian St.	54 47	
										248 A UNC Asheville	67 40	
										253 A Col. of Charleston	69 56	
										273 A Wofford	61 66	
										273 H Wofford	49 45	
										292 A ETSU	65 45	
										292 H ETSU	63 47	
										312 H Georgia St.	64 49	
										326 H UMES	86 48	
										329 H Mercer	67 51	
										337 A Western Caro.	72 61	
										337 H Western Caro.	54 43	
LAST 10 Division I												
						211 H Furman	61 53			173 H Samford	42 56	
						273 H Wofford	49 45			329 H Mercer	67 51	
						337 A Western Caro.	72 61			273 A Wofford	61 66	
						292 A ETSU	65 45			211 A Furman	59 53	
						195 A Chattanooga	59 74			337 H Western Caro.	54 43	

Non-Div I Games: Erskine 106 44 Concord 80 45 Lenoir-Rhyne 84 59

UNC Greensboro

Loss, Non-Conf, S Site, H Home A Away N Neutral

Average RPI Win:	222	WON-LOST	WINNING	LAST 10	STRENGTH OF	OPP. STRENGTH	TEAM	ADJ.	CONF.	ADJ CONF.
Average RPI Loss:	73	RECORD	PCT. RANK	GAMES	SCHEDULE	OF SCHEDULE	RPI	RPI	RPI	RPI
DIV. I ONLY	11- 14	209	4-6	46	135	130	130	14	14	
DIV. I NON-CONF.	4- 7	225	0	34	79	126	126	13	13	
TOTALS	RPI 1-25	RPI 26-50	W-L RECORDS	RPI 51-100	RPI 101-150	RPI 150+				
11- 14	0- 2	0- 5	OVERALL	1- 3	1- 2	9- 2				
7- 6	0- 0	0- 3	HOME	0- 2	1- 0	6- 1				
4- 8	0- 2	0- 2	AWAY	1- 1	0- 2	3- 1				
0- 0	0- 0	0- 0	NEUTRAL	0- 0	0- 0	0- 0				
4- 7	0- 2	0- 1	NON-CONFERENCE	1- 3	0- 1	3- 0				
2- 3	0- 0	0- 1	HOME	0- 2	0- 0	2- 0				
2- 4	0- 2	0- 0	AWAY	1- 1	0- 1	1- 0				
0- 0	0- 0	0- 0	NEUTRAL	0- 0	0- 0	0- 0				
7- 7	0- 0	0- 4	CONFERENCE	0- 0	1- 1	6- 2				
5- 3	0- 0	0- 2	HOME	0- 0	1- 0	4- 1				
2- 4	0- 0	0- 2	AWAY	0- 0	0- 1	2- 1				
0- 0	0- 0	0- 0	NEUTRAL	0- 0	0- 0	0- 0				

RPI	S	Opponent	Score	RPI	S	Opponent	Score	RPI	S	Opponent	Score	RPI	S	Opponent	Score	Team's RPI: 130
1	A	Oregon	47 89	35	H	South Dakota	76 80	52	H	Dayton	60 71	120	A	William & Mary	64 80	
19	A	Central Mich.	63 79	39	A	James Madison	54 67	66	H	Yale	63 78	120	H	William & Mary	61 55	
				39	H	James Madison	64 86	82	A	Fordham	58 74	135	A	Boston U.	56 72	
				44	A	Drexel	41 50	100	A	Harvard	46 44	170	A	Towson	68 81	
				44	H	Drexel	51 67					176	A	Delaware	72 62	
												176	H	Delaware	69 81	
												179	A	Elon	69 45	
												179	H	Elon	68 65	
												210	A	Maine	66 58	
												253	H	Col. of Charleston	72 68	
												274	H	UNCW	63 61	
												282	H	North Dakota St.	72 61	
												323	H	Hofstra	74 51	
												347	H	Hartford	60 47	
LAST 10 Division I																
				39	H	James Madison	64 86	274	H	UNCW	63 61					
				179	A	Elon	69 45	253	H	Col. of Charleston	72 68					
				120	A	William & Mary	64 80	39	A	James Madison	54 67					
				44	H	Drexel	51 67	170	A	Towson	68 81					
				176	H	Delaware	69 81	120	H	William & Mary	61 55					

Non-Div I Games:

Northeastern

■ Loss,
 ■ Non-Conf,
 ■ S Site,
 ■ H Home
 ■ A Away
 N Neutral

Average RPI Win:	275	WON-LOST	WINNING	LAST 10	STRENGTH OF	OPP. STRENGTH	TEAM	ADJ.	CONF.	ADJ CONF.
Average RPI Loss:	117	RECORD	PCT. RANK	GAMES	SCHEDULE	OF SCHEDULE	RPI	RPI	RPI	RPI
DIV. I ONLY	18- 7	52	9-1	279	297	131	131	30	30	
DIV. I NON-CONF.	4- 6	212	0	105	139	162	162	30	30	
TOTALS	RPI 1-25	RPI 26-50	W-L RECORDS	RPI 51-100	RPI 101-150	RPI 150+				
18- 7	0- 1	0- 1	OVERALL	0- 0	0- 3	18- 2				
9- 3	0- 0	0- 0	HOME	0- 0	0- 2	9- 1				
9- 4	0- 1	0- 1	AWAY	0- 0	0- 1	9- 1				
0- 0	0- 0	0- 0	NEUTRAL	0- 0	0- 0	0- 0				
4- 6	0- 1	0- 1	NON-CONFERENCE	0- 0	0- 2	4- 2				
2- 2	0- 0	0- 0	HOME	0- 0	0- 1	2- 1				
2- 4	0- 1	0- 1	AWAY	0- 0	0- 1	2- 1				
0- 0	0- 0	0- 0	NEUTRAL	0- 0	0- 0	0- 0				
14- 1	0- 0	0- 0	CONFERENCE	0- 0	0- 1	14- 0				
7- 1	0- 0	0- 0	HOME	0- 0	0- 1	7- 0				
7- 0	0- 0	0- 0	AWAY	0- 0	0- 0	7- 0				
0- 0	0- 0	0- 0	NEUTRAL	0- 0	0- 0	0- 0				

RPI 1-25			RPI 26-50			RPI 51-100			RPI 101+ Team's RPI: 131		
RPI	S	Opponent	Score	RPI	S	Opponent	Score	RPI	S	Opponent	Score
18	A	TCU	61 66	39	A	James Madison	32 59	103	A	Kent St.	81 82
								125	H	Columbia	59 61
								149	H	Mt. St. Mary's	59 62
								172	A	La Salle	71 68
								176	H	Delaware	62 73
								186	A	Merrimack	68 62
								186	H	Merrimack	72 50
								187	A	Norfolk St.	69 62
								207	A	Rhode Island	59 71
								236	H	Youngstown St.	58 43
								251	A	Saint Francis (PA)	66 57
								254	H	Xavier	71 57
								287	A	Wagner	77 35
								287	H	Wagner	51 47
								303	A	St. Francis Brooklyn	70 59
								303	H	St. Francis Brooklyn	69 44
								310	A	Sacred Heart	67 38
								310	H	Sacred Heart	73 43
								317	H	Fairleigh Dickinson	53 35
								318	H	Bryant	69 39
								336	A	LIU Brooklyn	70 59
								349	A	Central Conn. St.	86 56
								349	H	Central Conn. St.	80 42
LAST 10 Division I											
149	H	Mt. St. Mary's	59 62	318	H	Bryant	69 39				
251	A	Saint Francis (PA)	66 57	349	H	Central Conn. St.	80 42				
317	H	Fairleigh Dickinson	53 35	303	A	St. Francis Brooklyn	70 59				
287	A	Wagner	77 35	336	A	LIU Brooklyn	70 59				
310	A	Sacred Heart	67 38	310	H	Sacred Heart	73 43				

Non-Div I Games: Pitt.-Johnstown 63 30

Robert Morris

■ Loss,
 ■ Non-Conf,
 ■ S Site,
 ■ H Home
 ■ A Away
 N Neutral

Average RPI Win: 163	WON-LOST	WINNING	LAST 10	STRENGTH OF	OPP. STRENGTH	TEAM	ADJ.	CONF.	ADJ CONF.
Average RPI Loss: 75	RECORD	PCT. RANK	GAMES	SCHEDULE	OF SCHEDULE	RPI	RPI	RPI	RPI
DIV. I ONLY	7- 19	295	3-7	5	69	132	132	4	4
DIV. I NON-CONF.	3- 10	282	0	41	136	231	231	5	5
TOTALS	RPI 1-25	RPI 26-50	W-L RECORDS	RPI 51-100	RPI 101-150	RPI 150+			
7- 19	0- 6	1- 4	OVERALL	2- 3	1- 3	3- 3			
4- 9	0- 4	1- 1	HOME	1- 2	0- 1	2- 1			
3- 8	0- 2	0- 3	AWAY	1- 1	1- 1	1- 1			
0- 2	0- 0	0- 0	NEUTRAL	0- 0	0- 1	0- 1			
3- 10	0- 2	0- 1	NON-CONFERENCE	1- 2	0- 2	2- 3			
3- 4	0- 1	0- 0	HOME	1- 2	0- 0	2- 1			
0- 4	0- 1	0- 1	AWAY	0- 0	0- 1	0- 1			
0- 2	0- 0	0- 0	NEUTRAL	0- 0	0- 1	0- 1			
4- 9	0- 4	1- 3	CONFERENCE	1- 1	1- 1	1- 0			
1- 5	0- 3	1- 1	HOME	0- 0	0- 1	0- 0			
3- 4	0- 1	0- 2	AWAY	1- 1	1- 0	1- 0			
0- 0	0- 0	0- 0	NEUTRAL	0- 0	0- 0	0- 0			

RPI 1-25				RPI 26-50				RPI 51-100				RPI 101+ Team's RPI: 132			
RPI	S	Opponent	Score	RPI	S	Opponent	Score	RPI	S	Opponent	Score	RPI	S	Opponent	Score
2	H	South Carolina	45 78	26	A	LSU	58 66	61	A	Tennessee	66 77	106	N	North Carolina	69 82
9	A	Missouri St.	72 79	26	H	LSU	69 65	74	H	UNI	73 78	117	A	Vanderbilt	78 66
11	H	Mississippi St.	64 79	34	A	Arkansas	73 90	84	A	Georgia	73 65	138	H	Florida	67 75
13	A	Texas A&M	53 72	34	H	Arkansas	81 85	86	H	Nebraska	85 90	145	A	Green Bay	64 72
15	H	Princeton	33 68	35	A	South Dakota	56 72	96	H	Saint Louis	83 58	185	H	Illinois	51 58
24	H	Kentucky	47 62									197	H	Western Ill.	97 89
												212	A	UMKC	56 59
												213	N	New Mexico	68 71
												278	A	Ole Miss	71 57
												340	H	SIUE	68 51
LAST 10 Division I															
117	A	Vanderbilt	78 66	24	H	Kentucky	47 62	13	A	Texas A&M	53 72				
138	H	Florida	67 75	278	A	Ole Miss	71 57	2	H	South Carolina	45 78				
26	A	LSU	58 66	34	A	Arkansas	73 90								
84	A	Georgia	73 65												
34	H	Arkansas	81 85												

Non-Div I Games:

Missouri

■ Loss,
■ Non-Conf,
■ S Site,
■ H Home
■ A Away
N Neutral

Average RPI Win:	175	WON-LOST	WINNING	LAST 10	STRENGTH OF	OPP. STRENGTH	TEAM	ADJ.	CONF.	ADJ CONF.
Average RPI Loss:	73	RECORD	PCT. RANK	GAMES	SCHEDULE	OF SCHEDULE	RPI	RPI	RPI	RPI
DIV. I ONLY	12- 14	194	2-8	58	44	133	133	1	1	
DIV. I NON-CONF.	8- 3	68	0	209	208	137	137	2	2	
TOTALS	RPI 1-25	RPI 26-50	W-L RECORDS	RPI 51-100	RPI 101-150	RPI 150+				
12- 14	1- 5	0- 2	OVERALL	2- 1	3- 4	6- 2				
6- 9	0- 2	0- 1	HOME	2- 0	0- 4	4- 2				
3- 5	0- 3	0- 1	AWAY	0- 1	3- 0	0- 0				
3- 0	1- 0	0- 0	NEUTRAL	0- 0	0- 0	2- 0				
8- 3	1- 0	0- 0	NON-CONFERENCE	0- 0	1- 1	6- 2				
4- 3	0- 0	0- 0	HOME	0- 0	0- 1	4- 2				
1- 0	0- 0	0- 0	AWAY	0- 0	1- 0	0- 0				
3- 0	1- 0	0- 0	NEUTRAL	0- 0	0- 0	2- 0				
4- 11	0- 5	0- 2	CONFERENCE	2- 1	2- 3	0- 0				
2- 6	0- 2	0- 1	HOME	2- 0	0- 3	0- 0				
2- 5	0- 3	0- 1	AWAY	0- 1	2- 0	0- 0				
0- 0	0- 0	0- 0	NEUTRAL	0- 0	0- 0	0- 0				

RPI	S	Opponent	Score	RPI	S	Opponent	Score	RPI	S	Opponent	Score	RPI	S	Opponent	Score	Team's RPI: 133
7	A	Stanford	56 77	27	A	Arizona St.	68 72	85	A	Southern California	78 81	101	A	Washington St.	65 56	
7	H	Stanford	41 58	27	H	Arizona St.	50 67	85	H	Southern California	75 66	101	H	Washington St.	59 66	
8	A	UCLA	80 85					92	H	Colorado	61 52	111	A	San Diego	65 47	
12	N	Iowa	70 63									114	H	Utah	65 74	
22	A	Arizona	53 64									117	H	Vanderbilt	74 76	
22	H	Arizona	58 66									134	A	California	67 64	
												134	H	California	74 81	
												159	H	Tulane	62 64	
												198	H	Hawaii	50 62	
												226	N	Iona	65 34	
												232	H	San Francisco	73 54	
												235	H	CSU Bakersfield	80 49	
												244	N	Howard	75 58	
												304	H	Seattle U	78 46	
												321	H	Weber St.	94 41	
LAST 10 Division I																
85	H	Southern California	75 66	134	H	California	74 81									
27	A	Arizona St.	68 72	7	H	Stanford	41 58									
22	A	Arizona	53 64	85	A	Southern California	78 81									
92	H	Colorado	61 52	8	A	UCLA	80 85									
114	H	Utah	65 74	22	H	Arizona	58 66									

Non-Div I Games:

Washington

■ Loss,
 ■ Non-Conf,
 S Site,
 ■ Home
 ■ Away
 N Neutral

California

Through Games Of Feb. 22, 2020

Average RPI Win:	199	WON-LOST	WINNING	LAST 10	STRENGTH OF	OPP. STRENGTH	TEAM	ADJ.	CONF.	ADJ CONF.
Average RPI Loss:	56	RECORD	PCT. RANK	GAMES	SCHEDULE	OF SCHEDULE	RPI	RPI	RPI	RPI
DIV. I ONLY	10- 16	247	2-8	27	36	134	134	1	1	
DIV. I NON-CONF.	8- 3	68	0	74	215	58	58	2	2	
TOTALS	RPI 1-25	RPI 26-50	W-L RECORDS	RPI 51-100	RPI 101-150	RPI 150+				
10- 16	0- 8	1- 0	OVERALL	0- 4	3- 4	6- 0				
7- 9	0- 4	1- 0	HOME	0- 2	1- 3	5- 0				
3- 7	0- 4	0- 0	AWAY	0- 2	2- 1	1- 0				
0- 0	0- 0	0- 0	NEUTRAL	0- 0	0- 0	0- 0				
8- 3	0- 2	1- 0	NON-CONFERENCE	0- 1	1- 0	6- 0				
7- 1	0- 1	1- 0	HOME	0- 0	1- 0	5- 0				
1- 2	0- 1	0- 0	AWAY	0- 1	0- 0	1- 0				
0- 0	0- 0	0- 0	NEUTRAL	0- 0	0- 0	0- 0				
2- 13	0- 6	0- 0	CONFERENCE	0- 3	2- 4	0- 0				
0- 8	0- 3	0- 0	HOME	0- 2	0- 3	0- 0				
2- 5	0- 3	0- 0	AWAY	0- 1	2- 1	0- 0				
0- 0	0- 0	0- 0	NEUTRAL	0- 0	0- 0	0- 0				

RPI S Opponent Score	RPI S Opponent Score	RPI S Opponent Score	RPI S Opponent Score
1 A Oregon 55 105	34 H Arkansas 84 80	85 H Southern California 67 75	101 A Washington St. 66 92
1 H Oregon 61 93		92 A Colorado 57 64	101 H Washington St. 75 96
6 A UConn 61 72		92 H Colorado 50 62	114 A Utah 88 74
7 A Stanford 40 73		100 A Harvard 53 56	114 H Utah 62 71
7 H Stanford 65 79			133 A Washington 81 74
8 H UCLA 70 74			133 H Washington 64 67
16 A Oregon St. 44 81			135 H Boston U. 73 62
24 H Kentucky 61 63			203 H Santa Clara 69 65
			225 H Grand Canyon 72 53
			246 A San Diego St. 74 48
			285 H Long Beach St. 68 45
			300 H UC Riverside 84 61
			314 H N.C. Central 90 69
LAST 10 Division I			
1 H Oregon 61 93	133 A Washington 81 74		
114 A Utah 88 74	101 A Washington St. 66 92		
92 A Colorado 57 64	92 H Colorado 50 62		
8 H UCLA 70 74	114 H Utah 62 71		
85 H Southern California 67 75	1 A Oregon 55 105		

Non-Div I Games:

California

Loss, Non-Conf, S Site, H Home A Away N Neutral

Average RPI Win: 199	WON-LOST	WINNING	LAST 10	STRENGTH OF	OPP. STRENGTH	TEAM	ADJ.	CONF.	ADJ CONF.
Average RPI Loss: 141	RECORD	PCT. RANK	GAMES	SCHEDULE	OF SCHEDULE	RPI	RPI	RPI	RPI
DIV. I ONLY	15- 11	129	7-3	170	156	135	135	15	15
DIV. I NON-CONF.	5- 6	187	0	169	127	186	186	15	15
TOTALS	RPI 1-25	RPI 26-50	W-L RECORDS	RPI 51-100	RPI 101-150	RPI 150+			
15- 11	0- 0	0- 0	OVERALL	2- 4	3- 3	10- 4			
8- 5	0- 0	0- 0	HOME	1- 4	2- 1	5- 0			
7- 6	0- 0	0- 0	AWAY	1- 0	1- 2	5- 4			
0- 0	0- 0	0- 0	NEUTRAL	0- 0	0- 0	0- 0			
5- 6	0- 0	0- 0	NON-CONFERENCE	0- 3	1- 2	4- 1			
2- 4	0- 0	0- 0	HOME	0- 3	1- 1	1- 0			
3- 2	0- 0	0- 0	AWAY	0- 0	0- 1	3- 1			
0- 0	0- 0	0- 0	NEUTRAL	0- 0	0- 0	0- 0			
10- 5	0- 0	0- 0	CONFERENCE	2- 1	2- 1	6- 3			
6- 1	0- 0	0- 0	HOME	1- 1	1- 0	4- 0			
4- 4	0- 0	0- 0	AWAY	1- 0	1- 1	2- 3			
0- 0	0- 0	0- 0	NEUTRAL	0- 0	0- 0	0- 0			

RPI S	Opponent	Score	RPI S	Opponent	Score	RPI S	Opponent	Score	RPI S	Opponent	Score	Team's RPI: 135
						62	H Bucknell	52 48	124	A Holy Cross	62 51	
						64	H Marist	75 89	124	H Holy Cross	76 70	
						77	H Boston College	57 88	128	A Lehigh	34 51	
						88	A Colgate	60 58	130	H Northeastern	72 56	
						88	H Colgate	61 70	134	A California	62 73	
						100	H Harvard	39 66	146	H Massachusetts	45 58	
									157	A UC Davis	68 75	
									164	H Dartmouth	74 56	
									174	A Lafayette	57 59	
									174	H Lafayette	47 40	
									181	A American	54 55	
									181	H American	59 44	
									210	A Maine	62 49	
									268	A New Hampshire	78 64	
									269	A Loyola Maryland	41 39	
									269	H Loyola Maryland	44 42	
									295	A Army West Point	72 66	
									307	A Navy	41 46	
									307	H Navy	71 56	
									320	A Albany (NY)	60 58	
LAST 10 Division I												
			181	A American	54 55	62	H Bucknell	52 48				
			174	H Lafayette	47 40	269	A Loyola Maryland	41 39				
			307	H Navy	71 56	124	H Holy Cross	76 70				
			88	A Colgate	60 58	307	A Navy	41 46				
			124	A Holy Cross	62 51	88	H Colgate	61 70				

Non-Div I Games:

Boston U.

■ Loss,
 ■ Non-Conf,
 ■ S Site,
 ■ H Home
 ■ A Away
 N Neutral

Average RPI Win: 214	WON-LOST	WINNING	LAST 10	STRENGTH OF	OPP. STRENGTH	TEAM	ADJ.	CONF.	ADJ CONF.
Average RPI Loss: 128	RECORD	PCT. RANK	GAMES	SCHEDULE	OF SCHEDULE	RPI	RPI	RPI	RPI
DIV. I ONLY	16- 10	94	7-3	208	146	136	136	11	11
DIV. I NON-CONF.	5- 4	140	0	243	321	207	207	11	11
TOTALS	RPI 1-25	RPI 26-50	W-L RECORDS	RPI 51-100	RPI 101-150	RPI 150+			
16- 10	0- 1	0- 0	OVERALL	2- 1	0- 6	14- 2			
7- 6	0- 0	0- 0	HOME	1- 1	0- 4	6- 1			
9- 4	0- 1	0- 0	AWAY	1- 0	0- 2	8- 1			
0- 0	0- 0	0- 0	NEUTRAL	0- 0	0- 0	0- 0			
5- 4	0- 0	0- 0	NON-CONFERENCE	1- 0	0- 2	4- 2			
2- 3	0- 0	0- 0	HOME	1- 0	0- 2	1- 1			
3- 1	0- 0	0- 0	AWAY	0- 0	0- 0	3- 1			
0- 0	0- 0	0- 0	NEUTRAL	0- 0	0- 0	0- 0			
11- 6	0- 1	0- 0	CONFERENCE	1- 1	0- 4	10- 0			
5- 3	0- 0	0- 0	HOME	0- 1	0- 2	5- 0			
6- 3	0- 1	0- 0	AWAY	1- 0	0- 2	5- 0			
0- 0	0- 0	0- 0	NEUTRAL	0- 0	0- 0	0- 0			

RPI 1-25				RPI 26-50				RPI 51-100				RPI 101+ Team's RPI: 136			
RPI	S	Opponent	Score	RPI	S	Opponent	Score	RPI	S	Opponent	Score	RPI	S	Opponent	Score
14	A	Gonzaga	57 62					69	H	Fresno St.	75 64	110	A	Pacific	70 77
								72	A	BYU	57 48	110	H	Pacific	73 77
								72	H	BYU	54 66	111	A	San Diego	55 74
												111	H	San Diego	58 62
												113	H	Abilene Christian	69 76
												144	H	Loyola Chicago	64 78
												167	A	Saint Mary's (CA)	72 53
												167	H	Saint Mary's (CA)	78 65
												194	A	Pepperdine	64 62
												194	H	Pepperdine	69 67
												203	A	Santa Clara	80 77
												203	H	Santa Clara	84 62
												216	H	Portland St.	71 77
												225	H	Grand Canyon	73 41
												232	A	San Francisco	73 66
												232	H	San Francisco	69 49
												280	A	CSUN	64 73
												281	A	Utah St.	70 64
												289	A	LMU (CA)	89 78
												289	H	LMU (CA)	74 49
												290	A	Air Force	72 56
												321	A	Weber St.	78 59
LAST 10 Division I															
289	A	LMU (CA)	89 78	167	A	Saint Mary's (CA)	72 53								
194	A	Pepperdine	64 62	111	H	San Diego	58 62								
232	H	San Francisco	69 49	72	H	BYU	54 66								
203	H	Santa Clara	84 62	194	H	Pepperdine	69 67								
110	A	Pacific	70 77	289	H	LMU (CA)	74 49								

Non-Div I Games: Warner Pacific 78 36 Willamette 82 42

Portland

■ Loss,
 ■ Non-Conf, S Site,
 ■ Home
 ■ Away
 N Neutral

Average RPI Win:	211	WON-LOST	WINNING	LAST 10	STRENGTH OF	OPP. STRENGTH	TEAM	ADJ.	CONF.	ADJ CONF.
Average RPI Loss:	45	RECORD	PCT. RANK	GAMES	SCHEDULE	OF SCHEDULE	RPI	RPI	RPI	RPI
DIV. I ONLY	11- 17	244	2-8	39	48	137	137	2	2	
DIV. I NON-CONF.	8- 3	68	0	158	262	88	88	1	1	
TOTALS	RPI 1-25	RPI 26-50	W-L RECORDS	RPI 51-100	RPI 101-150	RPI 150+				
11- 17	0- 6	0- 5	OVERALL	2- 6	1- 0	8- 0				
7- 8	0- 3	0- 3	HOME	0- 2	1- 0	6- 0				
3- 8	0- 3	0- 1	AWAY	1- 4	0- 0	2- 0				
1- 1	0- 0	0- 1	NEUTRAL	1- 0	0- 0	0- 0				
8- 3	0- 0	0- 1	NON-CONFERENCE	1- 2	1- 0	6- 0				
6- 0	0- 0	0- 0	HOME	0- 0	1- 0	5- 0				
1- 2	0- 0	0- 0	AWAY	0- 2	0- 0	1- 0				
1- 1	0- 0	0- 1	NEUTRAL	1- 0	0- 0	0- 0				
3- 14	0- 6	0- 4	CONFERENCE	1- 4	0- 0	2- 0				
1- 8	0- 3	0- 3	HOME	0- 2	0- 0	1- 0				
2- 6	0- 3	0- 1	AWAY	1- 2	0- 0	1- 0				
0- 0	0- 0	0- 0	NEUTRAL	0- 0	0- 0	0- 0				

RPI 1-25				RPI 26-50				RPI 51-100				RPI 101+ Team's RPI: 137			
RPI	S	Opponent	Score	RPI	S	Opponent	Score	RPI	S	Opponent	Score	RPI	S	Opponent	Score
3	H	Maryland	56 85	34	N	Arkansas	64 68	68	N	Ball St.	67 56	140	H	North Florida	75 62
10	H	Northwestern	66 82	36	H	Michigan	56 68	71	A	Michigan St.	52 69	185	A	Illinois	73 64
12	A	Iowa	71 97	42	A	Purdue	61 72	79	A	Georgia Tech	41 60	205	H	Penn St.	71 65
12	H	Iowa	78 85	42	H	Purdue	59 62	81	A	Minnesota	72 62	214	H	Eastern Ill.	63 55
17	A	Indiana	65 75	45	H	Rutgers	61 64	81	H	Minnesota	64 73	239	H	Milwaukee	71 40
23	A	Ohio St.	74 82					86	A	Nebraska	50 65	273	H	Wofford	78 65
								86	H	Nebraska	71 72	282	A	North Dakota St.	64 63
								92	A	Colorado	57 74	298	H	Prairie View	68 42
												331	H	Alabama St.	85 67
LAST 10 Division I															
10	H	Northwestern	66 82	81	H	Minnesota	64 73								
3	H	Maryland	56 85	185	A	Illinois	73 64								
12	A	Iowa	71 97	17	A	Indiana	65 75								
42	H	Purdue	59 62	86	H	Nebraska	71 72								
23	A	Ohio St.	74 82	81	A	Minnesota	72 62								

Non-Div I Games:

Wisconsin

■ Loss,
■ Non-Conf,
■ S Site,
■ H Home
■ A Away
N Neutral

Average RPI Win:	221	WON-LOST	WINNING	LAST 10	STRENGTH OF	OPP. STRENGTH	TEAM	ADJ.	CONF.	ADJ CONF.
Average RPI Loss:	51	RECORD	PCT. RANK	GAMES	SCHEDULE	OF SCHEDULE	RPI	RPI	RPI	RPI
DIV. I ONLY	14- 12	159	3-7	149	56	138	138	4	4	
DIV. I NON-CONF.	9- 4	84	0	320	165	204	204	5	5	
TOTALS	RPI 1-25	RPI 26-50	W-L RECORDS	RPI 51-100	RPI 101-150	RPI 150+				
14- 12	1- 5	0- 2	OVERALL	0- 3	4- 2	9- 0				
8- 6	0- 3	0- 1	HOME	0- 2	2- 0	6- 0				
5- 5	1- 2	0- 1	AWAY	0- 1	2- 1	2- 0				
1- 1	0- 0	0- 0	NEUTRAL	0- 0	0- 1	1- 0				
9- 4	0- 2	0- 0	NON-CONFERENCE	0- 0	1- 2	8- 0				
6- 2	0- 2	0- 0	HOME	0- 0	1- 0	5- 0				
2- 1	0- 0	0- 0	AWAY	0- 0	0- 1	2- 0				
1- 1	0- 0	0- 0	NEUTRAL	0- 0	0- 1	1- 0				
5- 8	1- 3	0- 2	CONFERENCE	0- 3	3- 0	1- 0				
2- 4	0- 1	0- 1	HOME	0- 2	1- 0	1- 0				
3- 4	1- 2	0- 1	AWAY	0- 1	2- 0	0- 0				
0- 0	0- 0	0- 0	NEUTRAL	0- 0	0- 0	0- 0				

RPI	S	Opponent	Score	RPI	S	Opponent	Score	RPI	S	Opponent	Score	RPI	S	Opponent	Score	Team's RPI: 138
11	A	Mississippi St.	47 93	26	H	LSU	68 77	61	H	Tennessee	50 78	108	A	Auburn	83 63	
13	A	Texas A&M	42 69	34	A	Arkansas	57 79	80	A	Alabama	62 69	115	N	Wake Forest	68 73	
17	H	Indiana	49 73					84	H	Georgia	43 49	117	H	Vanderbilt	68 60	
24	A	Kentucky	70 62									121	A	Kansas	66 76	
24	H	Kentucky	45 65									126	H	Davidson	55 50	
25	H	Florida St.	55 66									132	A	Missouri	75 67	
												173	H	Samford	84 48	
												254	N	Xavier	67 64	
												263	H	Longwood	71 54	
												278	H	Ole Miss	74 72	
												298	A	Prairie View	51 44	
												306	H	Presbyterian	60 46	
												329	H	Mercer	71 50	
												342	H	Florida A&M	84 40	
												345	A	Grambling	72 65	
LAST 10 Division I																
80	A	Alabama	62 69	26	H	LSU	68 77									
132	A	Missouri	75 67	34	A	Arkansas	57 79									
278	H	Ole Miss	74 72	13	A	Texas A&M	42 69									
84	H	Georgia	43 49	61	H	Tennessee	50 78									
24	A	Kentucky	70 62	24	H	Kentucky	45 65									

Non-Div I Games:

Florida

■ Loss,
 ■ Non-Conf,
 ■ S Site,
 ■ H Home
 ■ A Away
 N Neutral

Average RPI Win: 181	WON-LOST	WINNING	LAST 10	STRENGTH OF	OPP. STRENGTH	TEAM	ADJ.	CONF.	ADJ CONF.
Average RPI Loss: 111	RECORD	PCT. RANK	GAMES	SCHEDULE	OF SCHEDULE	RPI	RPI	RPI	RPI
DIV. I ONLY	12- 15	207	5-5	85	113	139	139	12	12
DIV. I NON-CONF.	6- 7	182	0	81	85	125	125	12	12
TOTALS	RPI 1-25	RPI 26-50	W-L RECORDS	RPI 51-100	RPI 101-150	RPI 150+			
12- 15	0- 2	0- 1	OVERALL	1- 5	4- 3	7- 4			
5- 7	0- 1	0- 1	HOME	0- 3	2- 1	3- 1			
7- 8	0- 1	0- 0	AWAY	1- 2	2- 2	4- 3			
0- 0	0- 0	0- 0	NEUTRAL	0- 0	0- 0	0- 0			
6- 7	0- 2	0- 1	NON-CONFERENCE	1- 1	0- 2	5- 1			
2- 4	0- 1	0- 1	HOME	0- 1	0- 1	2- 0			
4- 3	0- 1	0- 0	AWAY	1- 0	0- 1	3- 1			
0- 0	0- 0	0- 0	NEUTRAL	0- 0	0- 0	0- 0			
6- 8	0- 0	0- 0	CONFERENCE	0- 4	4- 1	2- 3			
3- 3	0- 0	0- 0	HOME	0- 2	2- 0	1- 1			
3- 5	0- 0	0- 0	AWAY	0- 2	2- 1	1- 2			
0- 0	0- 0	0- 0	NEUTRAL	0- 0	0- 0	0- 0			

RPI 1-25				RPI 26-50				RPI 51-100				RPI 101+ Team's RPI: 139			
RPI	S	Opponent	Score	RPI	S	Opponent	Score	RPI	S	Opponent	Score	RPI	S	Opponent	Score
3	A	Maryland	54 88	39	H	James Madison	50 69	52	A	Dayton	44 50	104	A	VCU	56 55
15	H	Princeton	50 75					52	H	Dayton	50 66	120	H	William & Mary	51 63
								81	H	Minnesota	50 83	126	A	Davidson	55 62
								82	A	Fordham	47 53	127	A	Duquesne	72 65
								89	A	Villanova	68 56	127	H	Duquesne	65 60
								96	H	Saint Louis	45 59	128	A	Lehigh	53 59
												146	H	Massachusetts	50 47
												172	H	La Salle	54 61
												176	A	Delaware	63 49
												181	A	American	53 66
												188	A	Quinnipiac	78 67
												189	A	Memphis	64 63
												227	A	Saint Joseph's	56 50
												230	A	George Mason	60 70
												230	H	George Mason	62 57
												241	H	Georgetown	52 49
												293	A	St. Bonaventure	55 59
												330	H	Coppin St.	54 35
LAST 10 Division I															
127	A	Duquesne	72 65	293	A	St. Bonaventure	55 59	52	A	Dayton	44 50	96	H	Saint Louis	45 59
230	H	George Mason	62 57	227	A	Saint Joseph's	56 50	81	H	Minnesota	50 83	146	H	Massachusetts	50 47
172	H	La Salle	54 61	146	H	Massachusetts	50 47	82	A	Fordham	47 53	52	H	Dayton	50 66
104	A	VCU	56 55	52	H	Dayton	50 66								

Non-Div I Games:

George Washington

■ Loss,
 ■ Non-Conf,
 ■ S Site,
 ■ H Home
 ■ A Away
 N Neutral

North Florida

Through Games Of Feb. 22, 2020

Average RPI Win:	208	WON-LOST	WINNING	LAST 10	STRENGTH OF	OPP. STRENGTH	TEAM	ADJ.	CONF.	ADJ CONF.
Average RPI Loss:	132	RECORD	PCT. RANK	GAMES	SCHEDULE	OF SCHEDULE	RPI	RPI	RPI	RPI
DIV. I ONLY	12- 13	188	5-5	104	180	140	140	16	16	
DIV. I NON-CONF.	5- 6	187	0	51	147	90	90	14	14	
TOTALS	RPI 1-25	RPI 26-50	W-L RECORDS	RPI 51-100	RPI 101-150	RPI 150+				
12- 13	0- 2	0- 2	OVERALL	1- 2	2- 1	9- 6				
5- 4	0- 0	0- 1	HOME	0- 0	2- 0	3- 3				
5- 7	0- 2	0- 1	AWAY	0- 1	0- 1	5- 2				
2- 2	0- 0	0- 0	NEUTRAL	1- 1	0- 0	1- 1				
5- 6	0- 2	0- 0	NON-CONFERENCE	1- 2	1- 1	3- 1				
1- 0	0- 0	0- 0	HOME	0- 0	1- 0	0- 0				
2- 4	0- 2	0- 0	AWAY	0- 1	0- 1	2- 0				
2- 2	0- 0	0- 0	NEUTRAL	1- 1	0- 0	1- 1				
7- 7	0- 0	0- 2	CONFERENCE	0- 0	1- 0	6- 5				
4- 4	0- 0	0- 1	HOME	0- 0	1- 0	3- 3				
3- 3	0- 0	0- 1	AWAY	0- 0	0- 0	3- 2				
0- 0	0- 0	0- 0	NEUTRAL	0- 0	0- 0	0- 0				

RPI S	Opponent	Score	RPI S	Opponent	Score	RPI S	Opponent	Score	RPI S	Opponent	Score	Team's RPI: 140
17	A Indiana	45 72	33	A FGCU	65 76	64	N Marist	54 69	105	H Liberty	65 50	
25	A Florida St.	41 70	33	H FGCU	50 72	90	N Rider	80 70	124	H Holy Cross	80 60	
						98	A Miami (FL)	55 78	137	A Wisconsin	62 75	
									162	A North Ala.	51 54	
									162	H North Ala.	67 65	
									169	A Jacksonville	70 64	
									169	H Jacksonville	60 69	
									187	N Norfolk St.	54 57	
									217	H Stetson	52 60	
									219	A Kennesaw St.	64 55	
									219	H Kennesaw St.	57 33	
									252	A Lipscomb	68 60	
									252	H Lipscomb	66 73	
									260	A Alabama A&M	73 64	
									267	N Nicholls St.	64 61	
									305	A FIU	64 49	
									325	A NJIT	56 60	
									325	H NJIT	71 48	
LAST 10 Division I												
252	H Lipscomb	66 73	217	H Stetson	52 60							
169	H Jacksonville	60 69	219	H Kennesaw St.	57 33							
162	H North Ala.	67 65	105	H Liberty	65 50							
325	A NJIT	56 60	252	A Lipscomb	68 60							
33	A FGCU	65 76	169	A Jacksonville	70 64							

Non-Div I Games: Warner 110 46 Edward Waters 80 51

North Florida

Loss, Non-Conf, S Site, H Home A Away N Neutral

Buffalo

Through Games Of Feb. 22, 2020

Average RPI Win:	201	WON-LOST	WINNING	LAST 10	STRENGTH OF	OPP. STRENGTH	TEAM	ADJ.	CONF.	ADJ CONF.
Average RPI Loss:	109	RECORD	PCT. RANK	GAMES	SCHEDULE	OF SCHEDULE	RPI	RPI	RPI	RPI
DIV. I ONLY	14- 11	143	3-7	167	119	141	141	10	10	
DIV. I NON-CONF.	9- 2	37	0	199	196	54	54	10	10	
TOTALS	RPI 1-25	RPI 26-50	W-L RECORDS	RPI 51-100	RPI 101-150	RPI 150+				
14- 11	0- 2	1- 1	OVERALL	1- 2	2- 1	10- 5				
7- 5	0- 1	0- 1	HOME	1- 1	1- 0	5- 2				
5- 6	0- 1	0- 0	AWAY	0- 1	1- 1	4- 3				
2- 0	0- 0	1- 0	NEUTRAL	0- 0	0- 0	1- 0				
9- 2	0- 1	1- 0	NON-CONFERENCE	1- 0	1- 0	6- 1				
5- 0	0- 0	0- 0	HOME	1- 0	1- 0	3- 0				
2- 2	0- 1	0- 0	AWAY	0- 0	0- 0	2- 1				
2- 0	0- 0	1- 0	NEUTRAL	0- 0	0- 0	1- 0				
5- 9	0- 1	0- 1	CONFERENCE	0- 2	1- 1	4- 4				
2- 5	0- 1	0- 1	HOME	0- 1	0- 0	2- 2				
3- 4	0- 0	0- 0	AWAY	0- 1	1- 1	2- 2				
0- 0	0- 0	0- 0	NEUTRAL	0- 0	0- 0	0- 0				

RPI	S	Opponent	Score	RPI	S	Opponent	Score	RPI	S	Opponent	Score	RPI	S	Opponent	Score	Team's RPI: 141
7	A	Stanford	69 88	44	N	Drexel	63 59	52	H	Dayton	67 59	103	A	Kent St.	57 44	
19	H	Central Mich.	93 98	49	H	Ohio	65 76	68	A	Ball St.	65 69	125	H	Columbia	82 75	
								68	H	Ball St.	58 69	147	A	Western Mich.	62 74	
												151	H	Akron	63 69	
												157	H	Eastern Mich.	66 63	
												160	A	San Jose St.	88 95	
												164	H	Dartmouth	73 49	
												175	A	Toledo	59 71	
												175	H	Toledo	62 78	
												180	A	Northern Ill.	63 64	
												181	N	American	73 55	
												196	A	Miami (OH)	86 72	
												266	A	Bowling Green	62 56	
												266	H	Bowling Green	65 59	
												275	A	Niagara	81 67	
												293	A	St. Bonaventure	46 36	
												339	H	Canisius	71 55	
												349	H	Central Conn. St.	61 56	
LAST 10 Division I																
266	A	Bowling Green	62 56	180	A	Northern Ill.	63 64									
151	H	Akron	63 69	19	H	Central Mich.	93 98									
68	H	Ball St.	58 69	103	A	Kent St.	57 44									
147	A	Western Mich.	62 74	68	A	Ball St.	65 69									
175	H	Toledo	62 78	157	H	Eastern Mich.	66 63									

Non-Div I Games:

Buffalo

■ Loss,
■ Non-Conf, S Site,
■ Home
■ Away
N Neutral

Texas Southern

Through Games Of Feb. 22, 2020

Average RPI Win:	269	WON-LOST	WINNING	LAST 10	STRENGTH OF	OPP. STRENGTH	TEAM	ADJ.	CONF.	ADJ CONF.
Average RPI Loss:	110	RECORD	PCT. RANK	GAMES	SCHEDULE	OF SCHEDULE	RPI	RPI	RPI	RPI
DIV. I ONLY	15- 9	89	7-3	267	280	142	142	32	32	
DIV. I NON-CONF.	5- 6	187	0	26	32	51	51	31	31	
TOTALS	RPI 1-25	RPI 26-50	W-L RECORDS	RPI 51-100	RPI 101-150	RPI 150+				
15- 9	0- 2	0- 1	OVERALL	1- 1	1- 2	13- 3				
7- 1	0- 0	0- 0	HOME	1- 0	0- 0	6- 1				
8- 6	0- 2	0- 1	AWAY	0- 1	1- 0	7- 2				
0- 2	0- 0	0- 0	NEUTRAL	0- 0	0- 2	0- 0				
5- 6	0- 2	0- 1	NON-CONFERENCE	1- 1	1- 2	3- 0				
1- 0	0- 0	0- 0	HOME	1- 0	0- 0	0- 0				
4- 4	0- 2	0- 1	AWAY	0- 1	1- 0	3- 0				
0- 2	0- 0	0- 0	NEUTRAL	0- 0	0- 2	0- 0				
10- 3	0- 0	0- 0	CONFERENCE	0- 0	0- 0	10- 3				
6- 1	0- 0	0- 0	HOME	0- 0	0- 0	6- 1				
4- 2	0- 0	0- 0	AWAY	0- 0	0- 0	4- 2				
0- 0	0- 0	0- 0	NEUTRAL	0- 0	0- 0	0- 0				

RPI 1-25				RPI 26-50				RPI 51-100				RPI 101+ Team's RPI: 142			
RPI	S	Opponent	Score	RPI	S	Opponent	Score	RPI	S	Opponent	Score	RPI	S	Opponent	Score
1	A	Oregon	63 99	43	A	Iowa St.	59 79	65	H	Rice	63 56	107	A	UT Arlington	74 63
14	A	Gonzaga	45 80					92	A	Colorado	50 74	114	N	Utah	52 61
												122	N	UAB	68 84
												153	A	Jackson St.	79 81
												153	H	Jackson St.	61 72
												159	A	Tulane	72 62
												198	A	Hawaii	74 57
												242	H	Southern U.	61 56
												260	A	Alabama A&M	65 58
												298	A	Prairie View	47 50
												298	H	Prairie View	88 65
												315	A	UTRGV	71 44
												328	H	Alcorn	105 70
												331	A	Alabama St.	81 54
												335	H	Ark.-Pine Bluff	78 77
												345	A	Grambling	89 85
												345	H	Grambling	85 62
												351	A	Mississippi Val.	86 79
												351	H	Mississippi Val.	88 58
LAST 10 Division I															
351	A	Mississippi Val.	86 79	260	A	Alabama A&M	65 58								
345	H	Grambling	85 62	335	H	Ark.-Pine Bluff	78 77								
153	H	Jackson St.	61 72	351	H	Mississippi Val.	88 58								
298	A	Prairie View	47 50	345	A	Grambling	89 85								
331	A	Alabama St.	81 54	153	A	Jackson St.	79 81								

Non-Div I Games:

Texas Southern

■ Loss,
 ■ Non-Conf,
 ■ S Site,
 ■ Home
 ■ A Away
 N Neutral

[illegible]

Non-Div I Games:

Average RPI Win:	246	WON-LOST	WINNING	LAST 10	STRENGTH OF	OPP. STRENGTH	TEAM	ADJ.	CONF.	ADJ CONF.
Average RPI Loss:	74	RECORD	PCT. RANK	GAMES	SCHEDULE	OF SCHEDULE	RPI	RPI	RPI	RPI
DIV. I ONLY	15- 10	108	3-7	227	140	144	144	8	8	
DIV. I NON-CONF.	9- 2	37	0	293	315	127	127	7	7	
TOTALS	RPI 1-25	RPI 26-50	W-L RECORDS	RPI 51-100	RPI 101-150	RPI 150+				
15- 10	0- 2	0- 3	OVERALL	2- 2	1- 3	12- 0				
7- 5	0- 2	0- 1	HOME	2- 0	0- 2	5- 0				
8- 5	0- 0	0- 2	AWAY	0- 2	1- 1	7- 0				
0- 0	0- 0	0- 0	NEUTRAL	0- 0	0- 0	0- 0				
9- 2	0- 1	0- 0	NON-CONFERENCE	0- 0	1- 1	8- 0				
3- 2	0- 1	0- 0	HOME	0- 0	0- 1	3- 0				
6- 0	0- 0	0- 0	AWAY	0- 0	1- 0	5- 0				
0- 0	0- 0	0- 0	NEUTRAL	0- 0	0- 0	0- 0				
6- 8	0- 1	0- 3	CONFERENCE	2- 2	0- 2	4- 0				
4- 3	0- 1	0- 1	HOME	2- 0	0- 1	2- 0				
2- 5	0- 0	0- 2	AWAY	0- 2	0- 1	2- 0				
0- 0	0- 0	0- 0	NEUTRAL	0- 0	0- 0	0- 0				

RPI 1-25				RPI 26-50				RPI 51-100				RPI 101+ Team's RPI: 144			
RPI	S	Opponent	Score	RPI	S	Opponent	Score	RPI	S	Opponent	Score	RPI	S	Opponent	Score
9	H	Missouri St.	72 74	30	A	Drake	52 80	74	A	UNI	50 70	136	A	Portland	78 64
21	H	DePaul	76 83	38	A	Bradley	50 71	83	A	Illinois St.	85 86	147	H	Western Mich.	60 70
				38	H	Bradley	47 60	83	H	Illinois St.	69 64	148	A	Valparaiso	64 66
								95	H	Southern Ill.	51 49	148	H	Valparaiso	57 70
												164	H	Dartmouth	61 40
												212	A	UMKC	72 67
												214	A	Eastern Ill.	67 51
												266	H	Bowling Green	84 76
												279	A	Indiana St.	58 51
												279	H	Indiana St.	65 55
												296	H	Vermont	78 76
												322	A	Evansville	71 61
												322	H	Evansville	77 47
												333	A	Detroit Mercy	89 60
												340	A	SIUE	63 50
												348	A	Chicago St.	98 53
LAST 10 Division I															
148	H	Valparaiso	57 70	30	A	Drake	52 80								
38	A	Bradley	50 71	74	A	UNI	50 70								
83	A	Illinois St.	85 86	148	A	Valparaiso	64 66								
322	H	Evansville	77 47	83	H	Illinois St.	69 64								
279	H	Indiana St.	65 55	38	H	Bradley	47 60								

Non-Div I Games:

Loyola Chicago

Average RPI Win: 233	WON-LOST	WINNING	LAST 10	STRENGTH OF	OPP. STRENGTH	TEAM	ADJ.	CONF.	ADJ CONF.
Average RPI Loss: 114	RECORD	PCT. RANK	GAMES	SCHEDULE	OF SCHEDULE	RPI	RPI	RPI	RPI
DIV. I ONLY	15- 12	150	7-3	154	185	145	145	22	22
DIV. I NON-CONF.	5- 7	205	0	27	38	105	105	19	19
TOTALS	RPI 1-25	RPI 26-50	W-L RECORDS	RPI 51-100	RPI 101-150	RPI 150+			
15- 12	1- 2	0- 2	OVERALL	1- 3	1- 0	12- 5			
6- 6	0- 1	0- 2	HOME	0- 2	1- 0	5- 1			
7- 5	1- 0	0- 0	AWAY	0- 1	0- 0	6- 4			
2- 1	0- 1	0- 0	NEUTRAL	1- 0	0- 0	1- 0			
5- 7	1- 2	0- 2	NON-CONFERENCE	1- 2	1- 0	2- 1			
1- 4	0- 1	0- 2	HOME	0- 1	1- 0	0- 0			
2- 2	1- 0	0- 0	AWAY	0- 1	0- 0	1- 1			
2- 1	0- 1	0- 0	NEUTRAL	1- 0	0- 0	1- 0			
10- 5	0- 0	0- 0	CONFERENCE	0- 1	0- 0	10- 4			
5- 2	0- 0	0- 0	HOME	0- 1	0- 0	5- 1			
5- 3	0- 0	0- 0	AWAY	0- 0	0- 0	5- 3			
0- 0	0- 0	0- 0	NEUTRAL	0- 0	0- 0	0- 0			

RPI 1-25			RPI 26-50			RPI 51-100			RPI 101+ Team's RPI: 145		
RPI	S	Opponent	Score	RPI	S	Opponent	Score	RPI	S	Opponent	Score
11	N	Mississippi St.	58 83	35	H	South Dakota	60 66	53	H	IUPUI	42 54
19	A	Central Mich.	111 105	37	H	Marquette	47 60	64	A	Marist	60 72
21	H	DePaul	65 76					78	H	South Dakota St.	55 60
								93	N	Syracuse	79 73
LAST 10 Division I											
341	A	UIC	75 49	155	A	Wright St.	68 59	132	H	Missouri	72 64
286	H	Oakland	76 51	191	A	Cleveland St.	74 54	155	A	Wright St.	68 59
333	H	Detroit Mercy	72 45	236	A	Youngstown St.	70 63	155	H	Wright St.	58 70
239	A	Milwaukee	60 65	341	H	UIC	73 36	184	A	Northern Ky.	43 63
184	A	Northern Ky.	43 63	53	H	IUPUI	42 54	184	H	Northern Ky.	65 44
								191	A	Cleveland St.	74 54
								210	A	Maine	60 61
								236	A	Youngstown St.	70 63
								239	A	Milwaukee	60 65
								239	H	Milwaukee	61 48
								266	N	Bowling Green	73 54
								286	A	Oakland	88 93
								286	H	Oakland	76 51
								333	A	Detroit Mercy	65 48
								333	H	Detroit Mercy	72 45
								341	A	UIC	75 49
								341	H	UIC	73 36
								348	A	Chicago St.	102 46

Non-Div I Games:

Green Bay

■ Loss,
 ■ Non-Conf,
 ■ S Site,
 ■ Home
 ■ Away
 N Neutral

Massachusetts

Through Games Of Feb. 22, 2020

Average RPI Win:	207	WON-LOST	WINNING	LAST 10	STRENGTH OF	OPP. STRENGTH	TEAM	ADJ.	CONF.	ADJ CONF.
Average RPI Loss:	133	RECORD	PCT. RANK	GAMES	SCHEDULE	OF SCHEDULE	RPI	RPI	RPI	RPI
DIV. I ONLY	16- 10	94	3-7	221	149	146	146	12	12	
DIV. I NON-CONF.	9- 3	63	0	282	278	139	139	12	12	
TOTALS	RPI 1-25	RPI 26-50	W-L RECORDS	RPI 51-100	RPI 101-150	RPI 150+				
16- 10	0- 0	0- 0	OVERALL	0- 4	6- 2	10- 4				
9- 5	0- 0	0- 0	HOME	0- 2	3- 1	6- 2				
7- 5	0- 0	0- 0	AWAY	0- 2	3- 1	4- 2				
0- 0	0- 0	0- 0	NEUTRAL	0- 0	0- 0	0- 0				
9- 3	0- 0	0- 0	NON-CONFERENCE	0- 1	2- 0	7- 2				
5- 2	0- 0	0- 0	HOME	0- 0	1- 0	4- 2				
4- 1	0- 0	0- 0	AWAY	0- 1	1- 0	3- 0				
0- 0	0- 0	0- 0	NEUTRAL	0- 0	0- 0	0- 0				
7- 7	0- 0	0- 0	CONFERENCE	0- 3	4- 2	3- 2				
4- 3	0- 0	0- 0	HOME	0- 2	2- 1	2- 0				
3- 4	0- 0	0- 0	AWAY	0- 1	2- 1	1- 2				
0- 0	0- 0	0- 0	NEUTRAL	0- 0	0- 0	0- 0				

RPI S	Opponent	Score	RPI S	Opponent	Score	RPI S	Opponent	Score	RPI S	Opponent	Score	Team's RPI: 146
						52	H Dayton	51 52	104	H VCU	46 61	
						63	A St. John's (NY)	71 82	112	H Richmond	64 50	
						82	H Fordham	64 69	124	H Holy Cross	75 72	
						96	A Saint Louis	56 71	126	A Davidson	70 62	
									126	H Davidson	61 48	
									127	A Duquesne	81 77	
									135	A Boston U.	58 45	
									139	A George Washington	47 50	
									171	H Providence	63 72	
									172	H La Salle	76 62	
									186	H Merrimack	64 79	
									207	A Rhode Island	66 69	
									222	H Brown	95 42	
									226	A Iona	65 51	
									227	H Saint Joseph's	61 43	
									230	A George Mason	56 73	
									233	A UMass Lowell	74 58	
									268	H New Hampshire	67 65	
									277	H Siena	61 55	
									293	A St. Bonaventure	62 52	
									296	A Vermont	83 49	
									347	H Hartford	74 48	
LAST 10 Division I												
			126	H Davidson	61 48		126	A Davidson	70 62			
			96	A Saint Louis	56 71		112	H Richmond	64 50			
			52	H Dayton	51 52		139	A George Washington	47 50			
			82	H Fordham	64 69		104	H VCU	46 61			
			230	A George Mason	56 73		207	A Rhode Island	66 69			

Non-Div I Games: Southern Conn. St. 86 43

Massachusetts

Loss, Non-Conf, S Site, H Home A Away N Neutral

Average RPI Win:	216	WON-LOST	WINNING	LAST 10	STRENGTH OF	OPP. STRENGTH	TEAM	ADJ.	CONF.	ADJ CONF.
Average RPI Loss:	132	RECORD	PCT. RANK	GAMES	SCHEDULE	OF SCHEDULE	RPI	RPI	RPI	RPI
DIV. I ONLY	14- 10	124	5-5	219	155	147	147	10	10	
DIV. I NON-CONF.	6- 4	123	0	295	319	194	194	10	10	
TOTALS	RPI 1-25	RPI 26-50	W-L RECORDS	RPI 51-100	RPI 101-150	RPI 150+				
14- 10	0- 1	1- 1	OVERALL	0- 2	2- 1	11- 5				
7- 3	0- 1	1- 0	HOME	0- 0	1- 0	5- 2				
5- 6	0- 0	0- 1	AWAY	0- 1	1- 1	4- 3				
2- 1	0- 0	0- 0	NEUTRAL	0- 1	0- 0	2- 0				
6- 4	0- 0	0- 1	NON-CONFERENCE	0- 1	1- 0	5- 2				
2- 1	0- 0	0- 0	HOME	0- 0	0- 0	2- 1				
2- 2	0- 0	0- 1	AWAY	0- 0	1- 0	1- 1				
2- 1	0- 0	0- 0	NEUTRAL	0- 1	0- 0	2- 0				
8- 6	0- 1	1- 0	CONFERENCE	0- 1	1- 1	6- 3				
5- 2	0- 1	1- 0	HOME	0- 0	1- 0	3- 1				
3- 4	0- 0	0- 0	AWAY	0- 1	0- 1	3- 2				
0- 0	0- 0	0- 0	NEUTRAL	0- 0	0- 0	0- 0				

RPI	S	Opponent	Score	RPI	S	Opponent	Score	RPI	S	Opponent	Score	RPI	S	Opponent	Score	Team's RPI: 147
19	H	Central Mich.	70 80	36	A	Michigan	55 76	54	N	Stony Brook	47 50	103	A	Kent St.	63 75	
				49	H	Ohio	73 72	68	A	Ball St.	65 68	141	H	Buffalo	74 62	
												144	A	Loyola Chicago	70 60	
												151	A	Akron	56 51	
												151	H	Akron	79 71	
												157	H	Eastern Mich.	79 83	
												175	A	Toledo	70 58	
												175	H	Toledo	84 72	
												180	A	Northern Ill.	68 65	
												196	A	Miami (OH)	67 70	
												199	H	Fla. Atlantic	79 80	
												221	A	UTEP	46 76	
												250	N	Denver	79 70	
												266	A	Bowling Green	63 72	
												266	H	Bowling Green	69 55	
												319	N	New Mexico St.	79 76	
												333	H	Detroit Mercy	82 67	
												341	A	UIC	80 52	
												348	H	Chicago St.	90 69	
LAST 10 Division I																
175	A	Toledo	70 58	196	A	Miami (OH)	67 70									
266	H	Bowling Green	69 55	68	A	Ball St.	65 68									
180	A	Northern Ill.	68 65	151	H	Akron	79 71									
141	H	Buffalo	74 62	266	A	Bowling Green	63 72									
157	H	Eastern Mich.	79 83	19	H	Central Mich.	70 80									

Non-Div I Games: Kentucky St. 80 41

Western Mich.

Valparaiso

Through Games Of Feb. 22, 2020

Average RPI Win:	254	WON-LOST	WINNING	LAST 10	STRENGTH OF	OPP. STRENGTH	TEAM	ADJ.	CONF.	ADJ CONF.
Average RPI Loss:	62	RECORD	PCT. RANK	GAMES	SCHEDULE	OF SCHEDULE	RPI	RPI	RPI	RPI
DIV. I ONLY	15- 10	108	5-5	257	106	148	148	8	8	
DIV. I NON-CONF.	8- 3	68	0	333	213	145	145	7	7	
TOTALS	RPI 1-25	RPI 26-50	W-L RECORDS	RPI 51-100	RPI 101-150	RPI 150+				
15- 10	0- 3	0- 3	OVERALL	1- 3	2- 0	12- 1				
7- 4	0- 1	0- 1	HOME	0- 2	1- 0	6- 0				
8- 5	0- 1	0- 2	AWAY	1- 1	1- 0	6- 1				
0- 1	0- 1	0- 0	NEUTRAL	0- 0	0- 0	0- 0				
8- 3	0- 2	0- 0	NON-CONFERENCE	0- 0	0- 0	8- 1				
4- 0	0- 0	0- 0	HOME	0- 0	0- 0	4- 0				
4- 2	0- 1	0- 0	AWAY	0- 0	0- 0	4- 1				
0- 1	0- 1	0- 0	NEUTRAL	0- 0	0- 0	0- 0				
7- 7	0- 1	0- 3	CONFERENCE	1- 3	2- 0	4- 0				
3- 4	0- 1	0- 1	HOME	0- 2	1- 0	2- 0				
4- 3	0- 0	0- 2	AWAY	1- 1	1- 0	2- 0				
0- 0	0- 0	0- 0	NEUTRAL	0- 0	0- 0	0- 0				

RPI S	Opponent	Score	RPI S	Opponent	Score	RPI S	Opponent	Score	RPI S	Opponent	Score	Team's RPI: 148
9	H Missouri St.	68 81	30	A Drake	66 87	74	A UNI	70 77	144	A Loyola Chicago	70 57	
10	A Northwestern	48 69	38	A Bradley	69 90	83	A Illinois St.	78 70	144	H Loyola Chicago	66 64	
23	N Ohio St.	38 89	38	H Bradley	61 75	83	H Illinois St.	60 72	175	A Toledo	61 54	
						95	H Southern Ill.	51 67	214	A Eastern Ill.	78 66	
									218	A North Dakota	63 65	
									266	H Bowling Green	95 90	
									276	H Morehead St.	55 53	
									279	A Indiana St.	75 56	
									279	H Indiana St.	61 45	
									282	A North Dakota St.	66 54	
									322	A Evansville	88 66	
									322	H Evansville	72 54	
									333	A Detroit Mercy	77 58	
									341	H UIC	63 37	
									348	H Chicago St.	95 49	
LAST 10 Division I												
144	A Loyola Chicago	70 57	74	A UNI	70 77							
83	A Illinois St.	78 70	30	A Drake	66 87							
38	A Bradley	69 90	144	H Loyola Chicago	66 64							
279	H Indiana St.	61 45	38	H Bradley	61 75							
322	H Evansville	72 54	83	H Illinois St.	60 72							

Non-Div I Games:

Valparaiso

■ Loss,
■ Non-Conf,
■ S Site,
■ H Home
■ A Away
N Neutral

Mt. St. Mary's

Through Games Of Feb. 22, 2020

Average RPI Win:	275	WON-LOST	WINNING	LAST 10	STRENGTH OF	OPP. STRENGTH	TEAM	ADJ.	CONF.	ADJ CONF.
Average RPI Loss:	149	RECORD	PCT. RANK	GAMES	SCHEDULE	OF SCHEDULE	RPI	RPI	RPI	RPI
DIV. I ONLY	16- 9	82	9-1	288	277	149	149	30	30	
DIV. I NON-CONF.	4- 7	225	0	114	108	180	180	30	30	
TOTALS	RPI 1-25	RPI 26-50	W-L RECORDS	RPI 51-100	RPI 101-150	RPI 150+				
16- 9	0- 2	0- 1	OVERALL	0- 0	2- 2	14- 4				
7- 2	0- 0	0- 0	HOME	0- 0	0- 1	7- 1				
8- 6	0- 2	0- 1	AWAY	0- 0	1- 0	7- 3				
1- 1	0- 0	0- 0	NEUTRAL	0- 0	1- 1	0- 0				
4- 7	0- 2	0- 1	NON-CONFERENCE	0- 0	1- 2	3- 2				
2- 1	0- 0	0- 0	HOME	0- 0	0- 1	2- 0				
1- 5	0- 2	0- 1	AWAY	0- 0	0- 0	1- 2				
1- 1	0- 0	0- 0	NEUTRAL	0- 0	1- 1	0- 0				
12- 2	0- 0	0- 0	CONFERENCE	0- 0	1- 0	11- 2				
5- 1	0- 0	0- 0	HOME	0- 0	0- 0	5- 1				
7- 1	0- 0	0- 0	AWAY	0- 0	1- 0	6- 1				
0- 0	0- 0	0- 0	NEUTRAL	0- 0	0- 0	0- 0				

RPI 1-25				RPI 26-50				RPI 51-100				RPI 101+ Team's RPI: 149			
RPI	S	Opponent	Score	RPI	S	Opponent	Score	RPI	S	Opponent	Score	RPI	S	Opponent	Score
17	A	Indiana	52 75	28	A	Old Dominion	34 85					112	N	Richmond	75 67
24	A	Kentucky	44 67									128	H	Lehigh	65 66
												131	A	Robert Morris	62 59
												143	N	Hampton	60 68
												170	A	Towson	57 73
												186	A	Merrimack	55 76
												200	A	Radford	75 58
												251	H	Saint Francis (PA)	68 44
												269	H	Loyola Maryland	81 75
												284	H	UMBC	71 61
												287	A	Wagner	67 52
												287	H	Wagner	78 63
												303	A	St. Francis Brooklyn	67 62
												303	H	St. Francis Brooklyn	69 60
												310	A	Sacred Heart	67 58
												317	A	Fairleigh Dickinson	69 61
												318	A	Bryant	76 70
												318	H	Bryant	67 72
												326	A	UMES	76 78
												336	A	LIU Brooklyn	77 57
												336	H	LIU Brooklyn	75 57
												349	H	Central Conn. St.	72 64
LAST 10 Division I															
				131	A	Robert Morris	62 59					310	A	Sacred Heart	67 58
				287	A	Wagner	67 52					317	A	Fairleigh Dickinson	69 61
				251	H	Saint Francis (PA)	68 44					318	H	Bryant	67 72
				336	A	LIU Brooklyn	77 57					303	H	St. Francis Brooklyn	69 60
				303	A	St. Francis Brooklyn	67 62					349	H	Central Conn. St.	72 64

Non-Div I Games: Frostburg St. 94 40

Mt. St. Mary's

Loss, Non-Conf, S Site, H Home A Away N Neutral

Average RPI Win:	262	WON-LOST	WINNING	LAST 10	STRENGTH OF	OPP. STRENGTH	TEAM	ADJ.	CONF.	ADJ CONF.
Average RPI Loss:	144	RECORD	PCT. RANK	GAMES	SCHEDULE	OF SCHEDULE	RPI	RPI	RPI	RPI
DIV. I ONLY	15- 8	79	6-4	290	261	150	150	29	29	
DIV. I NON-CONF.	6- 4	123	0	180	54	93	93	29	29	
TOTALS	RPI 1-25	RPI 26-50	W-L RECORDS	RPI 51-100	RPI 101-150	RPI 150+				
15- 8	0- 1	0- 0	OVERALL	0- 2	2- 2	13- 3				
7- 2	0- 0	0- 0	HOME	0- 0	1- 1	6- 1				
7- 5	0- 1	0- 0	AWAY	0- 1	1- 1	6- 2				
1- 1	0- 0	0- 0	NEUTRAL	0- 1	0- 0	1- 0				
6- 4	0- 1	0- 0	NON-CONFERENCE	0- 2	2- 0	4- 1				
2- 0	0- 0	0- 0	HOME	0- 0	1- 0	1- 0				
3- 3	0- 1	0- 0	AWAY	0- 1	1- 0	2- 1				
1- 1	0- 0	0- 0	NEUTRAL	0- 1	0- 0	1- 0				
9- 4	0- 0	0- 0	CONFERENCE	0- 0	0- 2	9- 2				
5- 2	0- 0	0- 0	HOME	0- 0	0- 1	5- 1				
4- 2	0- 0	0- 0	AWAY	0- 0	0- 1	4- 1				
0- 0	0- 0	0- 0	NEUTRAL	0- 0	0- 0	0- 0				

RPI 1-25				RPI 26-50				RPI 51-100				RPI 101+ Team's RPI: 150			
RPI	S	Opponent	Score	RPI	S	Opponent	Score	RPI	S	Opponent	Score	RPI	S	Opponent	Score
20	A	NC State	44 80					84	A	Georgia	54 72	104	A	VCU	69 58
								98	N	Miami (FL)	67 68	119	A	Bethune-Cookman	50 70
												119	H	Bethune-Cookman	58 69
												129	H	UNC Greensboro	57 48
												151	A	Akron	52 64
												187	H	Norfolk St.	53 39
												223	A	Clemson	82 74
												244	H	Howard	60 55
												245	A	Morgan St.	38 42
												262	N	Arkansas St.	55 50
												264	A	Delaware St.	69 45
												264	H	Delaware St.	58 53
												276	A	Morehead St.	74 56
												292	H	ETSU	80 69
												314	H	N.C. Central	80 86
												326	A	UMES	67 31
												330	A	Coppin St.	84 38
												342	A	Florida A&M	66 49
												342	H	Florida A&M	71 44
												346	H	South Carolina St.	66 55
LAST 10 Division I															
244	H	Howard	60 55	187	H	Norfolk St.	53 39								
314	H	N.C. Central	80 86	264	H	Delaware St.	58 53								
342	A	Florida A&M	66 49	119	H	Bethune-Cookman	58 69								
119	A	Bethune-Cookman	50 70	245	A	Morgan St.	38 42								
346	H	South Carolina St.	66 55	330	A	Coppin St.	84 38								

Non-Div I Games: Saint Augustine's 75 44 Johnson & Wales (NC121 61

N.C. A&T

Loss, Non-Conf, S Site, H Home A Away N Neutral

Average RPI Win: 216	WON-LOST	WINNING	LAST 10	STRENGTH OF	OPP. STRENGTH	TEAM	ADJ.	CONF.	ADJ CONF.
Average RPI Loss: 111	RECORD	PCT. RANK	GAMES	SCHEDULE	OF SCHEDULE	RPI	RPI	RPI	RPI
DIV. I ONLY	13- 12	167	5-5	136	165	151	151	10	10
DIV. I NON-CONF.	7- 4	100	0	222	318	148	148	10	10
TOTALS	RPI 1-25	RPI 26-50	W-L RECORDS	RPI 51-100	RPI 101-150	RPI 150+			
13- 12	0- 1	1- 2	OVERALL	0- 2	2- 4	10- 3			
6- 6	0- 1	1- 1	HOME	0- 0	1- 3	4- 1			
5- 6	0- 0	0- 1	AWAY	0- 2	1- 1	4- 2			
2- 0	0- 0	0- 0	NEUTRAL	0- 0	0- 0	2- 0			
7- 4	0- 0	0- 1	NON-CONFERENCE	0- 1	1- 1	6- 1			
3- 2	0- 0	0- 1	HOME	0- 0	1- 1	2- 0			
2- 2	0- 0	0- 0	AWAY	0- 1	0- 0	2- 1			
2- 0	0- 0	0- 0	NEUTRAL	0- 0	0- 0	2- 0			
6- 8	0- 1	1- 1	CONFERENCE	0- 1	1- 3	4- 2			
3- 4	0- 1	1- 0	HOME	0- 0	0- 2	2- 1			
3- 4	0- 0	0- 1	AWAY	0- 1	1- 1	2- 1			
0- 0	0- 0	0- 0	NEUTRAL	0- 0	0- 0	0- 0			

RPI 1-25				RPI 26-50				RPI 51-100				RPI 101+ Team's RPI: 151			
RPI	S	Opponent	Score	RPI	S	Opponent	Score	RPI	S	Opponent	Score	RPI	S	Opponent	Score
19	H	Central Mich.	72 77	36	H	Michigan	71 80	68	A	Ball St.	52 60	103	H	Kent St.	55 60
				49	A	Ohio	57 70	87	A	Butler	55 76	127	H	Duquesne	63 88
				49	H	Ohio	79 76					141	A	Buffalo	69 63
												147	A	Western Mich.	71 79
												147	H	Western Mich.	51 56
												150	H	N.C. A&T	64 52
												157	A	Eastern Mich.	64 53
												157	H	Eastern Mich.	88 81
												175	A	Toledo	61 65
												180	H	Northern Ill.	65 70
												191	A	Cleveland St.	62 66
												196	H	Miami (OH)	70 62
												236	H	Youngstown St.	91 62
												245	N	Morgan St.	52 45
												250	N	Denver	88 72
												266	A	Bowling Green	76 73
												293	A	St. Bonaventure	63 54
												333	A	Detroit Mercy	81 60
												334	H	Purdue Fort Wayne	64 53
LAST 10 Division I															
				49	H	Ohio	79 76	157	H	Eastern Mich.	88 81				
				141	A	Buffalo	69 63	49	A	Ohio	57 70				
				157	A	Eastern Mich.	64 53	147	A	Western Mich.	71 79				
				103	H	Kent St.	55 60	196	H	Miami (OH)	70 62				
				68	A	Ball St.	52 60	180	H	Northern Ill.	65 70				

Non-Div I Games:

Akron

■ Loss,
 ■ Non-Conf,
 ■ S Site,
 ■ H Home
 ■ A Away
 N Neutral

Average RPI Win:	227	WON-LOST	WINNING	LAST 10	STRENGTH OF	OPP. STRENGTH	TEAM	ADJ.	CONF.	ADJ CONF.
Average RPI Loss:	57	RECORD	PCT. RANK	GAMES	SCHEDULE	OF SCHEDULE	RPI	RPI	RPI	RPI
DIV. I ONLY	15- 9	89	3-7	224	82	152	152	3	3	
DIV. I NON-CONF.	11- 0	1	0	350	344	165	165	3	3	
TOTALS	RPI 1-25	RPI 26-50	W-L RECORDS	RPI 51-100	RPI 101-150	RPI 150+				
15- 9	1- 2	1- 3	OVERALL	1- 3	2- 1	10- 0				
12- 4	0- 1	1- 2	HOME	1- 1	1- 0	9- 0				
2- 5	1- 1	0- 1	AWAY	0- 2	1- 1	0- 0				
1- 0	0- 0	0- 0	NEUTRAL	0- 0	0- 0	1- 0				
11- 0	0- 0	0- 0	NON-CONFERENCE	0- 0	1- 0	10- 0				
9- 0	0- 0	0- 0	HOME	0- 0	0- 0	9- 0				
1- 0	0- 0	0- 0	AWAY	0- 0	1- 0	0- 0				
1- 0	0- 0	0- 0	NEUTRAL	0- 0	0- 0	1- 0				
4- 9	1- 2	1- 3	CONFERENCE	1- 3	1- 1	0- 0				
3- 4	0- 1	1- 2	HOME	1- 1	1- 0	0- 0				
1- 5	1- 1	0- 1	AWAY	0- 2	0- 1	0- 0				
0- 0	0- 0	0- 0	NEUTRAL	0- 0	0- 0	0- 0				

RPI 1-25				RPI 26-50				RPI 51-100				RPI 101+ Team's RPI: 152			
RPI	S	Opponent	Score	RPI	S	Opponent	Score	RPI	S	Opponent	Score	RPI	S	Opponent	Score
5	A	Baylor	79 87	43	H	Iowa St.	66 96	56	H	Oklahoma	89 84	111	A	San Diego	64 60
5	H	Baylor	62 77	46	H	Oklahoma St.	109 79	57	A	West Virginia	60 67	121	A	Kansas	50 67
18	A	TCU	80 76	48	A	Texas	66 92	94	A	Kansas St.	70 84	121	H	Kansas	89 72
				48	H	Texas	66 81	94	H	Kansas St.	72 76	154	H	Sam Houston St.	99 57
												278	H	Ole Miss	84 48
												298	H	Prairie View	82 48
												311	H	UTSA	115 58
												316	H	Houston Baptist	59 51
												334	N	Purdue Fort Wayne	82 48
												335	H	Ark.-Pine Bluff	81 55
												338	H	Northwestern St.	79 49
												342	H	Florida A&M	98 60
												350	H	La.-Monroe	83 38
LAST 10 Division I															
5	H	Baylor	62 77	46	H	Oklahoma St.	109 79	5	A	Baylor	79 87				
57	A	West Virginia	60 67	56	H	Oklahoma	89 84	121	A	Kansas	50 67				
121	H	Kansas	89 72	48	H	Texas	66 81	94	A	Kansas St.	70 84				
48	H	Texas	66 81					48	A	Texas	66 92				

Non-Div I Games:

Texas Tech

■ Loss,
 ■ Non-Conf, S Site,
 ■ Home
 ■ Away
 N Neutral

Average RPI Win:	282	WON-LOST	WINNING	LAST 10	STRENGTH OF	OPP. STRENGTH	TEAM	ADJ.	CONF.	ADJ CONF.
Average RPI Loss:	131	RECORD	PCT. RANK	GAMES	SCHEDULE	OF SCHEDULE	RPI	RPI	RPI	RPI
DIV. I ONLY	15- 9	89	9-1	306	312	153	153	32	32	
DIV. I NON-CONF.	2- 8	295	0	120	42	229	229	31	31	
TOTALS	RPI 1-25	RPI 26-50	W-L RECORDS	RPI 51-100	RPI 101-150	RPI 150+				
15- 9	0- 2	0- 1	OVERALL	0- 2	2- 0	13- 4				
8- 1	0- 1	0- 0	HOME	0- 0	1- 0	7- 0				
7- 8	0- 1	0- 1	AWAY	0- 2	1- 0	6- 4				
0- 0	0- 0	0- 0	NEUTRAL	0- 0	0- 0	0- 0				
2- 8	0- 2	0- 1	NON-CONFERENCE	0- 2	0- 0	2- 3				
1- 1	0- 1	0- 0	HOME	0- 0	0- 0	1- 0				
1- 7	0- 1	0- 1	AWAY	0- 2	0- 0	1- 3				
0- 0	0- 0	0- 0	NEUTRAL	0- 0	0- 0	0- 0				
13- 1	0- 0	0- 0	CONFERENCE	0- 0	2- 0	11- 1				
7- 0	0- 0	0- 0	HOME	0- 0	1- 0	6- 0				
6- 1	0- 0	0- 0	AWAY	0- 0	1- 0	5- 1				
0- 0	0- 0	0- 0	NEUTRAL	0- 0	0- 0	0- 0				

RPI 1-25				RPI 26-50				RPI 51-100				RPI 101+ Team's RPI: 153			
RPI	S	Opponent	Score	RPI	S	Opponent	Score	RPI	S	Opponent	Score	RPI	S	Opponent	Score
11	H	Mississippi St.	53 92	38	A	Bradley	69 78	83	A	Illinois St.	55 77	142	A	Texas Southern	72 61
17	A	Indiana	51 91					98	A	Miami (FL)	68 83	142	H	Texas Southern	81 79
												159	A	Tulane	46 82
												204	H	Louisiana	65 54
												234	A	Southeastern La.	59 63
												242	A	Southern U.	72 51
												242	H	Southern U.	60 57
												243	A	Central Ark.	54 57
												260	H	Alabama A&M	67 53
												298	A	Prairie View	52 62
												298	H	Prairie View	53 49
												328	A	Alcorn	83 67
												328	H	Alcorn	76 66
												331	H	Alabama St.	94 62
												335	A	Ark.-Pine Bluff	56 44
												338	A	Northwestern St.	66 49
												345	A	Grambling	82 59
												345	H	Grambling	61 46
												351	A	Mississippi Val.	90 61
LAST 10 Division I															
345	A	Grambling	82 59	335	A	Ark.-Pine Bluff	56 44								
298	A	Prairie View	52 62	351	A	Mississippi Val.	90 61								
142	A	Texas Southern	72 61	345	H	Grambling	61 46								
242	H	Southern U.	60 57	298	H	Prairie View	53 49								
328	H	Alcorn	76 66	142	H	Texas Southern	81 79								

Non-Div I Games:

Jackson St.

■ Loss,
 ■ Non-Conf,
 ■ S Site,
 ■ Home
 ■ A Away
 N Neutral

Average RPI Win:	257	WON-LOST	WINNING	LAST 10	STRENGTH OF	OPP. STRENGTH	TEAM	ADJ.	CONF.	ADJ CONF.
Average RPI Loss:	168	RECORD	PCT. RANK	GAMES	SCHEDULE	OF SCHEDULE	RPI	RPI	RPI	RPI
DIV. I ONLY	16- 7	61	7-3	337	222	154	154	23	23	
DIV. I NON-CONF.	2- 4	235	0	318	101	261	261	24	24	
TOTALS	RPI 1-25	RPI 26-50	W-L RECORDS	RPI 51-100	RPI 101-150	RPI 150+				
16- 7	0- 0	0- 0	OVERALL	1- 2	0- 1	15- 4				
8- 2	0- 0	0- 0	HOME	1- 0	0- 1	7- 1				
8- 5	0- 0	0- 0	AWAY	0- 2	0- 0	8- 3				
0- 0	0- 0	0- 0	NEUTRAL	0- 0	0- 0	0- 0				
2- 4	0- 0	0- 0	NON-CONFERENCE	0- 1	0- 0	2- 3				
1- 0	0- 0	0- 0	HOME	0- 0	0- 0	1- 0				
1- 4	0- 0	0- 0	AWAY	0- 1	0- 0	1- 3				
0- 0	0- 0	0- 0	NEUTRAL	0- 0	0- 0	0- 0				
14- 3	0- 0	0- 0	CONFERENCE	1- 1	0- 1	13- 1				
7- 2	0- 0	0- 0	HOME	1- 0	0- 1	6- 1				
7- 1	0- 0	0- 0	AWAY	0- 1	0- 0	7- 0				
0- 0	0- 0	0- 0	NEUTRAL	0- 0	0- 0	0- 0				

RPI S	Opponent	Score	RPI S	Opponent	Score	RPI S	Opponent	Score	RPI S	Opponent	Score	Team's RPI: 154
56	A Oklahoma	71	95	113	H Abilene Christian	73	81	152	A Texas Tech	57	99	
97	H SFA	63	55	156	A New Orleans	78	46	204	H Louisiana	77	73	
99	A A&M-Corpus Christi	54	57	215	A Oral Roberts	41	64	234	A Southeastern La.	84	69	
				234	H Southeastern La.	81	75	243	A Central Ark.	72	54	
				243	H Central Ark.	73	58	260	H Incarnate Word	74	77	
				267	A Nicholls St.	80	77	267	H Nicholls St.	87	71	
				271	A Lamar University	75	68	271	H Lamar University	68	47	
				278	A Ole Miss	69	75	311	A UTSA	81	77	
				316	A Houston Baptist	97	69	316	H Houston Baptist	75	60	
				338	A Northwestern St.	79	69	343	H McNeese	92	59	
LAST 10 Division I												
316	H Houston Baptist	75	60	260	H Incarnate Word	74	77					
271	A Lamar University	75	68	97	H SFA	63	55					
243	H Central Ark.	73	58	99	A A&M-Corpus Christi	54	57					
234	H Southeastern La.	81	75	113	H Abilene Christian	73	81					
267	A Nicholls St.	80	77	316	A Houston Baptist	97	69					

Non-Div I Games: Jarvis Christian 114 46 Howard Payne 91 49 Wiley 102 52

Sam Houston St.

Loss, Non-Conf, S Site, H Home A Away N Neutral

Average RPI Win:	243	WON-LOST	WINNING	LAST 10	STRENGTH OF	OPP. STRENGTH	TEAM	ADJ.	CONF.	ADJ CONF.
Average RPI Loss:	131	RECORD	PCT. RANK	GAMES	SCHEDULE	OF SCHEDULE	RPI	RPI	RPI	RPI
DIV. I ONLY	15- 11	129	7-3	210	211	155	155	22	22	
DIV. I NON-CONF.	4- 6	212	0	219	62	199	199	19	19	
TOTALS	RPI 1-25	RPI 26-50	W-L RECORDS	RPI 51-100	RPI 101-150	RPI 150+				
15- 11	0- 0	0- 2	OVERALL	0- 2	1- 4	14- 3				
7- 4	0- 0	0- 0	HOME	0- 1	0- 2	7- 1				
7- 5	0- 0	0- 2	AWAY	0- 1	1- 1	6- 1				
1- 2	0- 0	0- 0	NEUTRAL	0- 0	0- 1	1- 1				
4- 6	0- 0	0- 2	NON-CONFERENCE	0- 0	0- 3	4- 1				
1- 1	0- 0	0- 0	HOME	0- 0	0- 1	1- 0				
2- 3	0- 0	0- 2	AWAY	0- 0	0- 1	2- 0				
1- 2	0- 0	0- 0	NEUTRAL	0- 0	0- 1	1- 1				
11- 5	0- 0	0- 0	CONFERENCE	0- 2	1- 1	10- 2				
6- 3	0- 0	0- 0	HOME	0- 1	0- 1	6- 1				
5- 2	0- 0	0- 0	AWAY	0- 1	1- 0	4- 1				
0- 0	0- 0	0- 0	NEUTRAL	0- 0	0- 0	0- 0				

RPI S	Opponent	Score	RPI S	Opponent	Score	RPI S	Opponent	Score	RPI S	Opponent	Score	Team's RPI: 155
40	A UCF	53 69	43	A Iowa St.	71 79	53	A IUPUI	60 80	107	A UT Arlington	62 68	
						53	H IUPUI	58 62	113	H Abilene Christian	64 83	
									121	N Kansas	63 74	
									145	A Green Bay	70 58	
									145	H Green Bay	59 68	
									184	A Northern Ky.	63 55	
									184	H Northern Ky.	79 69	
									191	A Cleveland St.	75 73	
									191	H Cleveland St.	78 62	
									220	A SMU	69 61	
									235	H CSU Bakersfield	65 60	
									236	A Youngstown St.	67 54	
									236	H Youngstown St.	91 41	
									239	A Milwaukee	58 60	
									239	H Milwaukee	67 77	
									254	A Xavier	86 74	
									269	N Loyola Maryland	66 51	
									286	H Oakland	85 66	
									293	N St. Bonaventure	56 57	
									333	H Detroit Mercy	67 61	
									341	A UIC	58 43	
									341	H UIC	79 55	
LAST 10 Division I												
184	H Northern Ky.	79 69	239	H Milwaukee	67 77							
341	H UIC	79 55	145	H Green Bay	59 68							
53	H IUPUI	58 62	286	H Oakland	85 66							
191	A Cleveland St.	75 73	333	H Detroit Mercy	67 61							
236	A Youngstown St.	67 54	184	A Northern Ky.	63 55							

Non-Div I Games: Marian (IN) 64 60

Wright St.

Loss, Non-Conf, S Site, H Home A Away N Neutral

New Orleans

Through Games Of Feb. 22, 2020

Average RPI Win:	267	WON-LOST	WINNING	LAST 10	STRENGTH OF	OPP. STRENGTH	TEAM	ADJ.	CONF.	ADJ CONF.
Average RPI Loss:	126	RECORD	PCT. RANK	GAMES	SCHEDULE	OF SCHEDULE	RPI	RPI	RPI	RPI
DIV. I ONLY	13- 10	141	7-3	214	250	156	156	23	23	
DIV. I NON-CONF.	2- 5	259	0	103	96	195	195	24	24	
TOTALS	RPI 1-25	RPI 26-50	W-L RECORDS	RPI 51-100	RPI 101-150	RPI 150+				
13- 10	0- 0	0- 3	OVERALL	1- 2	0- 1	12- 4				
7- 3	0- 0	0- 0	HOME	1- 1	0- 0	6- 2				
6- 7	0- 0	0- 3	AWAY	0- 1	0- 1	6- 2				
0- 0	0- 0	0- 0	NEUTRAL	0- 0	0- 0	0- 0				
2- 5	0- 0	0- 3	NON-CONFERENCE	0- 0	0- 0	2- 2				
1- 1	0- 0	0- 0	HOME	0- 0	0- 0	1- 1				
1- 4	0- 0	0- 3	AWAY	0- 0	0- 0	1- 1				
0- 0	0- 0	0- 0	NEUTRAL	0- 0	0- 0	0- 0				
11- 5	0- 0	0- 0	CONFERENCE	1- 2	0- 1	10- 2				
6- 2	0- 0	0- 0	HOME	1- 1	0- 0	5- 1				
5- 3	0- 0	0- 0	AWAY	0- 1	0- 1	5- 1				
0- 0	0- 0	0- 0	NEUTRAL	0- 0	0- 0	0- 0				

RPI 1-25			RPI 26-50			RPI 51-100			RPI 101+ Team's RPI: 156		
RPI	S	Opponent	Score	RPI	S	Opponent	Score	RPI	S	Opponent	Score
26	A	LSU	49 83	26	A	LSU	49 83	97	A	SFA	47 59
34	A	Arkansas	52 82	34	A	Arkansas	52 82	97	H	SFA	53 50
43	A	Iowa St.	53 71	43	A	Iowa St.	53 71	99	H	A&M-Corpus Christi	53 83
LAST 10 Division I											
343	A	McNeese	85 59	234	A	Southeastern La.	57 73	338	A	Northwestern St.	77 63
260	H	Incarnate Word	61 57	338	A	Northwestern St.	77 63	267	H	Nicholls St.	77 65
243	H	Central Ark.	85 73	267	H	Nicholls St.	77 65	99	H	A&M-Corpus Christi	53 83
97	A	SFA	47 59	99	H	A&M-Corpus Christi	53 83	343	H	McNeese	78 59
316	H	Houston Baptist	88 84	343	H	McNeese	78 59				

Non-Div I Games: Pensacola Christian91 31 Tougaloo 91 69

New Orleans

Loss, Non-Conf, S Site, H Home A Away N Neutral

Eastern Mich.

Through Games Of Feb. 22, 2020

Average RPI Win:	211	WON-LOST	WINNING	LAST 10	STRENGTH OF	OPP. STRENGTH	TEAM	ADJ.	CONF.	ADJ CONF.
Average RPI Loss:	112	RECORD	PCT. RANK	GAMES	SCHEDULE	OF SCHEDULE	RPI	RPI	RPI	RPI
DIV. I ONLY	12- 12	172	5-5	171	132	157	157	10	10	
DIV. I NON-CONF.	4- 6	212	0	258	253	244	244	10	10	
TOTALS	RPI 1-25	RPI 26-50	W-L RECORDS	RPI 51-100	RPI 101-150	RPI 150+				
12- 12	0- 1	0- 2	OVERALL	1- 3	3- 1	8- 5				
6- 5	0- 1	0- 2	HOME	1- 1	1- 0	4- 1				
6- 7	0- 0	0- 0	AWAY	0- 2	2- 1	4- 4				
0- 0	0- 0	0- 0	NEUTRAL	0- 0	0- 0	0- 0				
4- 6	0- 0	0- 1	NON-CONFERENCE	0- 2	1- 0	3- 3				
2- 2	0- 0	0- 1	HOME	0- 1	1- 0	1- 0				
2- 4	0- 0	0- 0	AWAY	0- 1	0- 0	2- 3				
0- 0	0- 0	0- 0	NEUTRAL	0- 0	0- 0	0- 0				
8- 6	0- 1	0- 1	CONFERENCE	1- 1	2- 1	5- 2				
4- 3	0- 1	0- 1	HOME	1- 0	0- 0	3- 1				
4- 3	0- 0	0- 0	AWAY	0- 1	2- 1	2- 1				
0- 0	0- 0	0- 0	NEUTRAL	0- 0	0- 0	0- 0				

RPI S	Opponent	Score	RPI S	Opponent	Score	RPI S	Opponent	Score	RPI S	Opponent	Score	Team's RPI: 157
19	H Central Mich.	82 89	36	H Michigan	38 57	68	A Ball St.	54 59	103	A Kent St.	74 69	
			49	H Ohio	65 75	68	H Ball St.	61 58	118	H Southeast Mo. St.	69 64	
						71	A Michigan St.	50 85	141	A Buffalo	63 66	
						95	H Southern Ill.	54 85	147	A Western Mich.	83 79	
									151	A Akron	81 88	
									151	H Akron	53 64	
									163	A Wichita St.	52 63	
									166	A Binghamton	67 78	
									175	A Toledo	77 62	
									180	H Northern Ill.	62 55	
									196	H Miami (OH)	80 53	
									236	A Youngstown St.	77 79	
									266	A Bowling Green	70 58	
									266	H Bowling Green	78 61	
									333	A Detroit Mercy	84 70	
									334	H Purdue Fort Wayne	64 40	
									341	A UIC	68 59	
LAST 10 Division I												
68	H Ball St.	61 58	151	A Akron	81 88							
151	H Akron	53 64	175	A Toledo	77 62							
266	A Bowling Green	70 58	180	H Northern Ill.	62 55							
147	A Western Mich.	83 79	19	H Central Mich.	82 89							
49	H Ohio	65 75	141	A Buffalo	63 66							

Non-Div I Games: Olivet 95 38

Eastern Mich.

Loss, Non-Conf, S Site, H Home A Away N Neutral

Average RPI Win:	247	WON-LOST	WINNING	LAST 10	STRENGTH OF	OPP. STRENGTH	TEAM	ADJ.	CONF.	ADJ CONF.
Average RPI Loss:	167	RECORD	PCT. RANK	GAMES	SCHEDULE	OF SCHEDULE	RPI	RPI	RPI	RPI
DIV. I ONLY	14- 11	143	8-2	206	255	157	157	28	28	
DIV. I NON-CONF.	4- 8	235	0	116	141	212	212	26	26	
TOTALS	RPI 1-25	RPI 26-50	W-L RECORDS	RPI 51-100	RPI 101-150	RPI 150+				
14- 11	0- 1	0- 0	OVERALL	0- 3	1- 0	13- 7				
9- 3	0- 0	0- 0	HOME	0- 0	1- 0	8- 3				
5- 8	0- 1	0- 0	AWAY	0- 3	0- 0	5- 4				
0- 0	0- 0	0- 0	NEUTRAL	0- 0	0- 0	0- 0				
4- 8	0- 1	0- 0	NON-CONFERENCE	0- 3	1- 0	3- 4				
3- 2	0- 0	0- 0	HOME	0- 0	1- 0	2- 2				
1- 6	0- 1	0- 0	AWAY	0- 3	0- 0	1- 2				
0- 0	0- 0	0- 0	NEUTRAL	0- 0	0- 0	0- 0				
10- 3	0- 0	0- 0	CONFERENCE	0- 0	0- 0	10- 3				
6- 1	0- 0	0- 0	HOME	0- 0	0- 0	6- 1				
4- 2	0- 0	0- 0	AWAY	0- 0	0- 0	4- 2				
0- 0	0- 0	0- 0	NEUTRAL	0- 0	0- 0	0- 0				

RPI 1-25			RPI 26-50			RPI 51-100			RPI 101+ Team's RPI: 157		
RPI	S	Opponent	Score	RPI	S	Opponent	Score	RPI	S	Opponent	Score
7	A	Stanford	55 67					69	A	Fresno St.	65 73
								76	A	Montana St.	65 77
								81	A	Minnesota	67 76
								135	H	Boston U.	75 68
								161	A	Northern Ariz.	71 61
								167	A	Saint Mary's (CA)	74 83
								194	A	Pepperdine	67 70
								198	A	Hawaii	65 48
								198	H	Hawaii	62 49
								203	H	Santa Clara	61 62
								216	H	Portland St.	70 76
								231	A	Cal St. Fullerton	72 61
								231	H	Cal St. Fullerton	61 71
								232	H	San Francisco	79 67
								257	A	UC Santa Barbara	56 46
								257	H	UC Santa Barbara	66 63
								280	H	CSUN	61 39
								285	H	Long Beach St.	57 55
								288	A	UC Irvine	68 73
								288	H	UC Irvine	65 53
								300	A	UC Riverside	70 75
								308	H	Sacramento St.	77 75
								313	A	Cal Poly	42 36
								313	H	Cal Poly	71 58
LAST 10 Division I											
198	A	Hawaii	65 48	231	A	Cal St. Fullerton	72 61				
231	H	Cal St. Fullerton	61 71	257	H	UC Santa Barbara	66 63				
288	H	UC Irvine	65 53	280	H	CSUN	61 39				
313	H	Cal Poly	71 58	313	A	Cal Poly	42 36				
288	A	UC Irvine	68 73	257	A	UC Santa Barbara	56 46				

Non-Div I Games: William Jessup 96 32

UC Davis

■ Loss,
 ■ Non-Conf,
 ■ S Site,
 ■ Home
 ■ A Away
 N Neutral

Tulane

Through Games Of Feb. 22, 2020

Average RPI Win:	186	WON-LOST	WINNING	LAST 10	STRENGTH OF	OPP. STRENGTH	TEAM	ADJ.	CONF.	ADJ CONF.
Average RPI Loss:	104	RECORD	PCT. RANK	GAMES	SCHEDULE	OF SCHEDULE	RPI	RPI	RPI	RPI
DIV. I ONLY	12- 14	194	4-6	83	91	159	159	9	9	
DIV. I NON-CONF.	5- 8	221	0	83	119	202	202	9	9	
TOTALS	RPI 1-25	RPI 26-50	W-L RECORDS	RPI 51-100	RPI 101-150	RPI 150+				
12- 14	0- 1	1- 1	OVERALL	1- 7	1- 1	9- 4				
7- 9	0- 0	1- 1	HOME	1- 4	0- 1	5- 3				
5- 3	0- 1	0- 0	AWAY	0- 1	1- 0	4- 1				
0- 2	0- 0	0- 0	NEUTRAL	0- 2	0- 0	0- 0				
5- 8	0- 0	0- 1	NON-CONFERENCE	0- 5	1- 1	4- 1				
3- 6	0- 0	0- 1	HOME	0- 3	0- 1	3- 1				
2- 0	0- 0	0- 0	AWAY	0- 0	1- 0	1- 0				
0- 2	0- 0	0- 0	NEUTRAL	0- 2	0- 0	0- 0				
7- 6	0- 1	1- 0	CONFERENCE	1- 2	0- 0	5- 3				
4- 3	0- 0	1- 0	HOME	1- 1	0- 0	2- 2				
3- 3	0- 1	0- 0	AWAY	0- 1	0- 0	3- 1				
0- 0	0- 0	0- 0	NEUTRAL	0- 0	0- 0	0- 0				

RPI 1-25				RPI 26-50				RPI 51-100				RPI 101+ Team's RPI: 159			
RPI	S	Opponent	Score	RPI	S	Opponent	Score	RPI	S	Opponent	Score	RPI	S	Opponent	Score
6	A	UConn	31 74	26	H	LSU	54 59	51	N	Charlotte	56 60	133	A	Washington	64 62
				40	H	UCF	60 59	60	H	Middle Tenn.	62 64	142	H	Texas Southern	62 72
								67	A	South Fla.	56 63	153	H	Jackson St.	82 46
								67	H	South Fla.	43 53	163	A	Wichita St.	61 56
								75	H	Cincinnati	64 59	163	H	Wichita St.	68 69
								77	N	Boston College	76 89	189	A	Memphis	62 64
								80	H	Alabama	56 66	189	H	Memphis	59 55
								92	H	Colorado	52 62	192	H	Houston	60 66
												201	A	Southern Miss.	62 58
												220	A	SMU	67 66
												243	H	Central Ark.	65 38
												249	H	South Alabama	53 62
												258	A	Tulsa	50 46
												258	H	Tulsa	64 62
												294	H	Ga. Southern	56 40
LAST 10 Division I															
6	A	UConn	31 74	258	A	Tulsa	50 46								
163	H	Wichita St.	68 69	67	A	South Fla.	56 63								
67	H	South Fla.	43 53	40	H	UCF	60 59								
189	A	Memphis	62 64	75	H	Cincinnati	64 59								
192	H	Houston	60 66	220	A	SMU	67 66								

Non-Div I Games:

Tulane

■ Loss,
 ■ Non-Conf,
 ■ S Site,
 ■ H Home
 ■ A Away
 N Neutral

Average RPI Win:	229	WON-LOST	WINNING	LAST 10	STRENGTH OF	OPP. STRENGTH	TEAM	ADJ.	CONF.	ADJ CONF.
Average RPI Loss:	175	RECORD	PCT. RANK	GAMES	SCHEDULE	OF SCHEDULE	RPI	RPI	RPI	RPI
DIV. I ONLY	15- 11	129	5-5	222	222	160	160	17	17	
DIV. I NON-CONF.	5- 5	164	0	279	243	224	224	21	21	
TOTALS	RPI 1-25	RPI 26-50	W-L RECORDS	RPI 51-100	RPI 101-150	RPI 150+				
15- 11	0- 0	0- 0	OVERALL	0- 3	3- 1	12- 7				
9- 3	0- 0	0- 0	HOME	0- 1	3- 0	6- 2				
6- 6	0- 0	0- 0	AWAY	0- 1	0- 1	6- 4				
0- 2	0- 0	0- 0	NEUTRAL	0- 1	0- 0	0- 1				
5- 5	0- 0	0- 0	NON-CONFERENCE	0- 1	2- 0	3- 4				
4- 0	0- 0	0- 0	HOME	0- 0	2- 0	2- 0				
1- 3	0- 0	0- 0	AWAY	0- 0	0- 0	1- 3				
0- 2	0- 0	0- 0	NEUTRAL	0- 1	0- 0	0- 1				
10- 6	0- 0	0- 0	CONFERENCE	0- 2	1- 1	9- 3				
5- 3	0- 0	0- 0	HOME	0- 1	1- 0	4- 2				
5- 3	0- 0	0- 0	AWAY	0- 1	0- 1	5- 1				
0- 0	0- 0	0- 0	NEUTRAL	0- 0	0- 0	0- 0				

RPI 1-25			RPI 26-50			RPI 51-100			RPI 101+			Team's RPI: 160
RPI	S	Opponent	Score	RPI	S	Opponent	Score	RPI	S	Opponent	Score	
						69 A Fresno St.	76 78	102 A Boise St.		67 85		
						69 H Fresno St.	76 85	102 H Boise St.		74 61		
						72 N BYU	56 75	111 H San Diego		88 82		
								141 H Buffalo		95 88		
								161 N Northern Ariz.		64 67		
								202 A Wyoming		45 80		
								203 A Santa Clara		81 89		
								208 H UNLV		62 60		
								213 A New Mexico		81 80		
								213 H New Mexico		89 85		
								235 A CSU Bakersfield		71 75		
								238 A Nevada		72 70		
								238 H Nevada		76 80		
								246 H San Diego St.		84 67		
								257 A UC Santa Barbara		73 70		
								265 A Colorado St.		58 53		
								265 H Colorado St.		69 64		
								281 A Utah St.		76 61		
								288 A UC Irvine		77 79		
								290 A Air Force		68 60		
								290 H Air Force		66 67		
								301 H Eastern Wash.		84 66		
								308 H Sacramento St.		73 67		
LAST 10 Division I												
						265 H Colorado St.	69 64	202 A Wyoming		45 80		
						102 A Boise St.	67 85	102 H Boise St.		74 61		
						290 H Air Force	66 67	290 A Air Force		68 60		
						69 A Fresno St.	76 78	213 H New Mexico		89 85		
						238 H Nevada	76 80	208 H UNLV		62 60		

Non-Div I Games: La Verne 128 62

San Jose St.

Northern Ariz.

Through Games Of Feb. 22, 2020

Average RPI Win:	245	WON-LOST	WINNING	LAST 10	STRENGTH OF	OPP. STRENGTH	TEAM	ADJ.	CONF.	ADJ CONF.
Average RPI Loss:	147	RECORD	PCT. RANK	GAMES	SCHEDULE	OF SCHEDULE	RPI	RPI	RPI	RPI
DIV. I ONLY	15- 11	129	7-3	237	228	161	161	18	18	
DIV. I NON-CONF.	3- 6	235	0	130	227	201	201	17	17	
TOTALS	RPI 1-25	RPI 26-50	W-L RECORDS	RPI 51-100	RPI 101-150	RPI 150+				
15- 11	0- 1	0- 0	OVERALL	0- 3	2- 0	13- 7				
7- 4	0- 0	0- 0	HOME	0- 1	1- 0	6- 3				
7- 6	0- 0	0- 0	AWAY	0- 2	1- 0	6- 4				
1- 1	0- 1	0- 0	NEUTRAL	0- 0	0- 0	1- 0				
3- 6	0- 1	0- 0	NON-CONFERENCE	0- 2	0- 0	3- 3				
1- 1	0- 0	0- 0	HOME	0- 0	0- 0	1- 1				
1- 4	0- 0	0- 0	AWAY	0- 2	0- 0	1- 2				
1- 1	0- 1	0- 0	NEUTRAL	0- 0	0- 0	1- 0				
12- 5	0- 0	0- 0	CONFERENCE	0- 1	2- 0	10- 4				
6- 3	0- 0	0- 0	HOME	0- 1	1- 0	5- 2				
6- 2	0- 0	0- 0	AWAY	0- 0	1- 0	5- 2				
0- 0	0- 0	0- 0	NEUTRAL	0- 0	0- 0	0- 0				

RPI 1-25				RPI 26-50				RPI 51-100				RPI 101+				Team's RPI: 161	
RPI	S	Opponent	Score	RPI	S	Opponent	Score	RPI	S	Opponent	Score	RPI	S	Opponent	Score		
16	N	Oregon St.	57 91					65	A	Rice	57 71	123	A	Idaho	71 70		
								69	A	Fresno St.	66 83	123	H	Idaho	70 67		
								76	H	Montana St.	64 72	157	H	UC Davis	61 71		
												160	N	San Jose St.	67 64		
												165	H	Montana	71 79		
												168	A	Idaho St.	70 59		
												168	H	Idaho St.	76 79		
												178	A	Southern Utah	64 82		
												178	H	Southern Utah	84 76		
												213	A	New Mexico	76 83		
												216	A	Portland St.	54 66		
												224	A	Northern Colo.	71 60		
												224	H	Northern Colo.	72 45		
												297	A	California Baptist	79 98		
												301	A	Eastern Wash.	70 62		
												301	H	Eastern Wash.	63 58		
												304	H	Seattle U	88 80		
												308	A	Sacramento St.	85 65		
												308	H	Sacramento St.	114 107		
												316	A	Houston Baptist	79 62		
												321	A	Weber St.	88 82		
												321	H	Weber St.	92 61		
LAST 10 Division I																	
				301	H	Eastern Wash.	63 58					168	H	Idaho St.	76 79		
				123	H	Idaho	70 67					301	A	Eastern Wash.	70 62		
				178	A	Southern Utah	64 82					123	A	Idaho	71 70		
				224	A	Northern Colo.	71 60					308	A	Sacramento St.	85 65		
				321	H	Weber St.	92 61					216	A	Portland St.	54 66		

Non-Div I Games:

Northern Ariz.

■ Loss,
■ Non-Conf, S Site,
■ Home
■ Away
N Neutral

Average RPI Win:	254	WON-LOST	WINNING	LAST 10	STRENGTH OF	OPP. STRENGTH	TEAM	ADJ.	CONF.	ADJ CONF.
Average RPI Loss:	126	RECORD	PCT. RANK	GAMES	SCHEDULE	OF SCHEDULE	RPI	RPI	RPI	RPI
DIV. I ONLY	15- 8	79	5-5	327	195	162	162	16	16	
DIV. I NON-CONF.	7- 3	80	0	344	334	215	215	14	14	
<hr/>										
TOTALS	RPI 1-25	RPI 26-50	W-L RECORDS	RPI 51-100	RPI 101-150	RPI 150+				
15- 8	0- 1	0- 2	OVERALL	0- 0	3- 1	12- 4				
6- 2	0- 0	0- 1	HOME	0- 0	2- 0	4- 1				
5- 6	0- 1	0- 1	AWAY	0- 0	1- 1	4- 3				
4- 0	0- 0	0- 0	NEUTRAL	0- 0	0- 0	4- 0				
7- 3	0- 1	0- 1	NON-CONFERENCE	0- 0	0- 0	7- 1				
1- 1	0- 0	0- 0	HOME	0- 0	0- 0	1- 1				
2- 2	0- 1	0- 1	AWAY	0- 0	0- 0	2- 0				
4- 0	0- 0	0- 0	NEUTRAL	0- 0	0- 0	4- 0				
8- 5	0- 0	0- 1	CONFERENCE	0- 0	3- 1	5- 3				
5- 1	0- 0	0- 1	HOME	0- 0	2- 0	3- 0				
3- 4	0- 0	0- 0	AWAY	0- 0	1- 1	2- 3				
0- 0	0- 0	0- 0	NEUTRAL	0- 0	0- 0	0- 0				

RPI 1-25				RPI 26-50				RPI 51-100				RPI 101+ Team's RPI: 162			
RPI	S	Opponent	Score	RPI	S	Opponent	Score	RPI	S	Opponent	Score	RPI	S	Opponent	Score
12	A	Iowa	81 86	33	H	FGCU	63 74					105	A	Liberty	76 71
				43	A	Iowa St.	72 80					105	H	Liberty	86 75
												140	A	North Florida	65 67
												140	H	North Florida	54 51
												169	A	Jacksonville	56 67
												169	H	Jacksonville	76 65
												173	H	Samford	63 79
												217	A	Stetson	60 69
												217	H	Stetson	68 57
												219	A	Kennesaw St.	56 59
												252	A	Lipscomb	84 72
												252	H	Lipscomb	91 58
												260	N	Alabama A&M	80 65
												288	N	UC Irvine	88 60
												325	A	NJIT	57 55
												331	A	Alabama St.	81 60
												332	A	Tennessee St.	88 63
												340	N	SIUE	85 67
												346	N	South Carolina St.	99 46
												351	H	Mississippi Val.	86 60
LAST 10 Division I															
217	A	Stetson	60 69	169	A	Jacksonville	56 67								
140	A	North Florida	65 67	219	A	Kennesaw St.	56 59								
252	H	Lipscomb	91 58	217	H	Stetson	68 57								
105	H	Liberty	86 75	33	H	FGCU	63 74								
325	A	NJIT	57 55	105	A	Liberty	76 71								

Non-Div I Games: Virginia-Lynchburg 128 26 Oakwood 120 38

North Ala.

Loss, Non-Conf, S Site, H Home A Away N Neutral

Average RPI Win:	206	WON-LOST	WINNING	LAST 10	STRENGTH OF	OPP. STRENGTH	TEAM	ADJ.	CONF.	ADJ CONF.
Average RPI Loss:	118	RECORD	PCT. RANK	GAMES	SCHEDULE	OF SCHEDULE	RPI	RPI	RPI	RPI
DIV. I ONLY	14- 12	159	5-5	189	92	163	163	9	9	
DIV. I NON-CONF.	8- 5	117	0	190	144	135	135	9	9	
TOTALS	RPI 1-25	RPI 26-50	W-L RECORDS	RPI 51-100	RPI 101-150	RPI 150+				
14- 12	0- 2	0- 2	OVERALL	4- 2	0- 0	10- 6				
9- 5	0- 0	0- 0	HOME	2- 2	0- 0	7- 3				
4- 6	0- 2	0- 1	AWAY	1- 0	0- 0	3- 3				
1- 1	0- 0	0- 1	NEUTRAL	1- 0	0- 0	0- 0				
8- 5	0- 1	0- 2	NON-CONFERENCE	2- 1	0- 0	6- 1				
6- 1	0- 0	0- 0	HOME	1- 1	0- 0	5- 0				
1- 3	0- 1	0- 1	AWAY	0- 0	0- 0	1- 1				
1- 1	0- 0	0- 1	NEUTRAL	1- 0	0- 0	0- 0				
6- 7	0- 1	0- 0	CONFERENCE	2- 1	0- 0	4- 5				
3- 4	0- 0	0- 0	HOME	1- 1	0- 0	2- 3				
3- 3	0- 1	0- 0	AWAY	1- 0	0- 0	2- 2				
0- 0	0- 0	0- 0	NEUTRAL	0- 0	0- 0	0- 0				

RPI	S	Opponent	Score	RPI	S	Opponent	Score	RPI	S	Opponent	Score	RPI	S	Opponent	Score	Team's RPI: 163
6	A	UConn	55 83	29	N	Virginia Tech	63 84	56	H	Oklahoma	88 83	157	H	Eastern Mich.	63 52	
9	A	Missouri St.	55 68	41	A	Creighton	46 56	67	H	South Fla.	50 56	159	A	Tulane	69 68	
								74	H	UNI	50 61	159	H	Tulane	56 61	
								76	N	Montana St.	66 64	189	H	Memphis	60 69	
								91	A	Temple	85 75	192	A	Houston	56 64	
								91	H	Temple	72 70	215	A	Oral Roberts	66 79	
												220	A	SMU	44 64	
												220	H	SMU	67 72	
												242	H	Southern U.	69 63	
												247	A	East Carolina	61 53	
												247	H	East Carolina	57 55	
												258	H	Tulsa	57 46	
												270	A	Louisiana Tech	88 80	
												316	H	Houston Baptist	59 42	
												335	H	Ark.-Pine Bluff	100 50	
												345	H	Grambling	77 65	
LAST 10 Division I																
220	H	SMU	67 72	220	A	SMU	44 64									
159	A	Tulane	69 68	192	A	Houston	56 64									
189	H	Memphis	60 69	67	H	South Fla.	50 56									
91	A	Temple	85 75	91	H	Temple	72 70									
247	H	East Carolina	57 55	258	H	Tulsa	57 46									

Non-Div I Games:

Wichita St.

Average RPI Win:	214	WON-LOST	WINNING	LAST 10	STRENGTH OF	OPP. STRENGTH	TEAM	ADJ.	CONF.	ADJ CONF.
Average RPI Loss:	121	RECORD	PCT. RANK	GAMES	SCHEDULE	OF SCHEDULE	RPI	RPI	RPI	RPI
DIV. I ONLY	8- 15	259	2-8	43	182	164	164	7	7	
DIV. I NON-CONF.	6- 7	182	0	156	299	171	171	8	8	
TOTALS	RPI 1-25	RPI 26-50	W-L RECORDS	RPI 51-100	RPI 101-150	RPI 150+				
8- 15	0- 3	0- 0	OVERALL	1- 4	0- 4	7- 4				
5- 5	0- 1	0- 0	HOME	1- 2	0- 0	4- 2				
3- 10	0- 2	0- 0	AWAY	0- 2	0- 4	3- 2				
0- 0	0- 0	0- 0	NEUTRAL	0- 0	0- 0	0- 0				
6- 7	0- 1	0- 0	NON-CONFERENCE	0- 0	0- 3	6- 3				
4- 1	0- 0	0- 0	HOME	0- 0	0- 0	4- 1				
2- 6	0- 1	0- 0	AWAY	0- 0	0- 3	2- 2				
0- 0	0- 0	0- 0	NEUTRAL	0- 0	0- 0	0- 0				
2- 8	0- 2	0- 0	CONFERENCE	1- 4	0- 1	1- 1				
1- 4	0- 1	0- 0	HOME	1- 2	0- 0	0- 1				
1- 4	0- 1	0- 0	AWAY	0- 2	0- 1	1- 0				
0- 0	0- 0	0- 0	NEUTRAL	0- 0	0- 0	0- 0				

RPI 1-25				RPI 26-50				RPI 51-100				RPI 101+ Team's RPI: 164			
RPI	S	Opponent	Score	RPI	S	Opponent	Score	RPI	S	Opponent	Score	RPI	S	Opponent	Score
10	A	Northwestern	37 79					55	A	Penn	31 67	125	A	Columbia	63 73
15	A	Princeton	55 87					55	H	Penn	33 66	135	A	Boston U.	56 74
15	H	Princeton	34 66					66	H	Yale	47 67	141	A	Buffalo	49 73
								100	A	Harvard	49 64	144	A	Loyola Chicago	40 61
								100	H	Harvard	63 62	182	A	Cornell	67 65
												186	H	Merrimack	57 52
												206	A	Manhattan	58 70
												210	H	Maine	57 41
												222	H	Brown	71 83
												233	A	UMass Lowell	62 51
												240	A	Fairfield	52 51
												256	H	Texas St.	51 61
												268	H	New Hampshire	66 47
												269	A	Loyola Maryland	56 72
												296	H	Vermont	72 55
LAST 10 Division I															
15	A	Princeton	55 87	222	H	Brown	71 83								
55	A	Penn	31 67	55	H	Penn	33 66								
182	A	Cornell	67 65	15	H	Princeton	34 66								
125	A	Columbia	63 73	100	A	Harvard	49 64								
66	H	Yale	47 67	100	H	Harvard	63 62								

Non-Div I Games:

Dartmouth

■ Loss,
■ Non-Conf,
■ S Site,
■ H Home
■ A Away
N Neutral

Montana

Through Games Of Feb. 22, 2020

Average RPI Win:	249	WON-LOST	WINNING	LAST 10	STRENGTH OF	OPP. STRENGTH	TEAM	ADJ.	CONF.	ADJ CONF.
Average RPI Loss:	125	RECORD	PCT. RANK	GAMES	SCHEDULE	OF SCHEDULE	RPI	RPI	RPI	RPI
DIV. I ONLY	12- 11	164	5-5	156	244	165	165	18	18	
DIV. I NON-CONF.	3- 4	201	0	12	311	100	100	17	17	
TOTALS	RPI 1-25	RPI 26-50	W-L RECORDS	RPI 51-100	RPI 101-150	RPI 150+				
12- 11	0- 1	0- 1	OVERALL	0- 3	1- 1	11- 5				
6- 5	0- 1	0- 0	HOME	0- 2	1- 0	5- 2				
6- 5	0- 0	0- 1	AWAY	0- 1	0- 1	6- 2				
0- 1	0- 0	0- 0	NEUTRAL	0- 0	0- 0	0- 1				
3- 4	0- 1	0- 1	NON-CONFERENCE	0- 1	0- 0	3- 1				
1- 2	0- 1	0- 0	HOME	0- 1	0- 0	1- 0				
2- 1	0- 0	0- 1	AWAY	0- 0	0- 0	2- 0				
0- 1	0- 0	0- 0	NEUTRAL	0- 0	0- 0	0- 1				
9- 7	0- 0	0- 0	CONFERENCE	0- 2	1- 1	8- 4				
5- 3	0- 0	0- 0	HOME	0- 1	1- 0	4- 2				
4- 4	0- 0	0- 0	AWAY	0- 1	0- 1	4- 2				
0- 0	0- 0	0- 0	NEUTRAL	0- 0	0- 0	0- 0				

RPI 1-25				RPI 26-50				RPI 51-100				RPI 101+				Team's RPI: 165	
RPI	S	Opponent	Score	RPI	S	Opponent	Score	RPI	S	Opponent	Score	RPI	S	Opponent	Score		
22	H	Arizona	42 77	35	A	South Dakota	64 96	69	H	Fresno St.	63 76	123	A	Idaho	51 52		
								76	A	Montana St.	78 92	123	H	Idaho	69 60		
								76	H	Montana St.	61 66	161	A	Northern Ariz.	79 71		
												168	A	Idaho St.	59 72		
												168	H	Idaho St.	53 67		
												178	H	Southern Utah	81 74		
												203	N	Santa Clara	58 68		
												216	A	Portland St.	65 78		
												216	H	Portland St.	62 55		
												224	H	Northern Colo.	58 67		
												225	H	Grand Canyon	72 67		
												231	A	Cal St. Fullerton	71 69		
												301	A	Eastern Wash.	77 56		
												301	H	Eastern Wash.	92 54		
												302	A	Utah Valley	63 52		
												308	A	Sacramento St.	64 60		
												321	A	Weber St.	78 46		
												321	H	Weber St.	85 57		
LAST 10 Division I																	
				76	A	Montana St.	78 92					76	H	Montana St.	61 66		
				168	A	Idaho St.	59 72					216	H	Portland St.	62 55		
				321	A	Weber St.	78 46					321	H	Weber St.	85 57		
				123	H	Idaho	69 60					168	H	Idaho St.	53 67		
				301	A	Eastern Wash.	77 56					123	A	Idaho	51 52		

Non-Div I Games: Mont. St.-Northern 98 45 Mont. St. Billings 70 53

Montana

Loss, Non-Conf, S Site, H Home A Away N Neutral

Binghamton				Through Games Of Feb. 11, 1910						
Average RPI Win:	273	WON-LOST	WINNING	LAST 10	STRENGTH OF	OPP. STRENGTH	TEAM	ADJ.	CONF.	ADJ CONF.
Average RPI Loss:	180	RECORD	PCT. RANK	GAMES	SCHEDULE	OF SCHEDULE	RPI	RPI	RPI	RPI
DIV. I ONLY		18- 8	64	7-3	336	299	166	166	27	27
DIV. I NON-CONF.		10- 2	29	0	328	271	122	122	28	28
TOTALS		RPI 1-25	RPI 26-50		W-L RECORDS		RPI 51-100	RPI 101-150	RPI 150+	
18- 8	0- 0	0- 0		OVERALL		0- 3	0- 0		18- 5	
9- 2	0- 0	0- 0		HOME		0- 1	0- 0		9- 1	
8- 5	0- 0	0- 0		AWAY		0- 2	0- 0		8- 3	
1- 1	0- 0	0- 0		NEUTRAL		0- 0	0- 0		1- 1	
10- 2	0- 0	0- 0		NON-CONFERENCE		0- 1	0- 0		10- 1	
5- 0	0- 0	0- 0		HOME		0- 0	0- 0		5- 0	
4- 1	0- 0	0- 0		AWAY		0- 1	0- 0		4- 0	
1- 1	0- 0	0- 0		NEUTRAL		0- 0	0- 0		1- 1	
8- 6	0- 0	0- 0		CONFERENCE		0- 2	0- 0		8- 4	
4- 2	0- 0	0- 0		HOME		0- 1	0- 0		4- 1	
4- 4	0- 0	0- 0		AWAY		0- 1	0- 0		4- 3	
0- 0	0- 0	0- 0		NEUTRAL		0- 0	0- 0		0- 0	

[illegible]

Non-Div I Games:	Bloomsburg	70	45
------------------	------------	----	----

Binghamton

■ Loss, ■ Non-Conf, S Site, H Home A Away N Neutral

Saint Mary's (CA)

Through Games Of Feb. 22, 2020

Average RPI Win:	207	WON-LOST	WINNING	LAST 10	STRENGTH OF	OPP. STRENGTH	TEAM	ADJ.	CONF.	ADJ CONF.
Average RPI Loss:	108	RECORD	PCT. RANK	GAMES	SCHEDULE	OF SCHEDULE	RPI	RPI	RPI	RPI
DIV. I ONLY	11- 16	231	2-8	78	120	167	167	11	11	
DIV. I NON-CONF.	5- 6	187	0	78	160	166	166	11	11	
TOTALS	RPI 1-25	RPI 26-50	W-L RECORDS	RPI 51-100	RPI 101-150	RPI 150+				
11- 16	1- 2	1- 2	OVERALL	0- 2	0- 7	9- 3				
7- 6	1- 1	1- 1	HOME	0- 1	0- 3	5- 0				
3- 10	0- 1	0- 1	AWAY	0- 1	0- 4	3- 3				
1- 0	0- 0	0- 0	NEUTRAL	0- 0	0- 0	1- 0				
5- 6	0- 1	1- 2	NON-CONFERENCE	0- 0	0- 1	4- 2				
4- 2	0- 1	1- 1	HOME	0- 0	0- 0	3- 0				
0- 4	0- 0	0- 1	AWAY	0- 0	0- 1	0- 2				
1- 0	0- 0	0- 0	NEUTRAL	0- 0	0- 0	1- 0				
6- 10	1- 1	0- 0	CONFERENCE	0- 2	0- 6	5- 1				
3- 4	1- 0	0- 0	HOME	0- 1	0- 3	2- 0				
3- 6	0- 1	0- 0	AWAY	0- 1	0- 3	3- 1				
0- 0	0- 0	0- 0	NEUTRAL	0- 0	0- 0	0- 0				

RPI 1-25				RPI 26-50				RPI 51-100				RPI 101+ Team's RPI: 167			
RPI	S	Opponent	Score	RPI	S	Opponent	Score	RPI	S	Opponent	Score	RPI	S	Opponent	Score
14	A	Gonzaga	49 74	32	H	Western Ky.	80 73	72	A	BYU	39 60	110	A	Pacific	53 65
14	H	Gonzaga	70 60	37	H	Marquette	63 77	72	H	BYU	55 65	110	H	Pacific	66 68
20	H	NC State	70 87	40	A	UCF	58 67					111	A	San Diego	59 73
												111	H	San Diego	54 72
												121	A	Kansas	81 86
												136	A	Portland	65 78
												136	H	Portland	53 72
												157	H	UC Davis	83 74
												194	A	Pepperdine	64 73
												194	H	Pepperdine	85 78
												202	A	Wyoming	67 69
												203	A	Santa Clara	95 87
												232	A	San Francisco	86 79
												238	A	Nevada	72 78
												257	H	UC Santa Barbara	64 43
												289	A	LMU (CA)	70 61
												289	H	LMU (CA)	86 70
												293	N	St. Bonaventure	72 57
												313	H	Cal Poly	84 67
LAST 10 Division I															
110	A	Pacific	53 65	194	A	Pepperdine	64 73								
111	A	San Diego	59 73	289	A	LMU (CA)	70 61								
72	A	BYU	39 60	110	H	Pacific	66 68								
14	H	Gonzaga	70 60	72	H	BYU	55 65								
136	H	Portland	53 72	111	H	San Diego	54 72								

Non-Div I Games:

Saint Mary's (CA)

■ Loss,
 ■ Non-Conf,
 ■ S Site,
 ■ H Home
 ■ A Away
 N Neutral

Average RPI Win:	252	WON-LOST	WINNING	LAST 10	STRENGTH OF	OPP. STRENGTH	TEAM	ADJ.	CONF.	ADJ CONF.
Average RPI Loss:	137	RECORD	PCT. RANK	GAMES	SCHEDULE	OF SCHEDULE	RPI	RPI	RPI	RPI
DIV. I ONLY	13- 11	153	8-2	245	192	168	168	18	18	
DIV. I NON-CONF.	2- 5	259	0	234	71	257	257	17	17	
TOTALS	RPI 1-25	RPI 26-50	W-L RECORDS	RPI 51-100	RPI 101-150	RPI 150+				
13- 11	0- 0	0- 3	OVERALL	0- 2	0- 1	13- 5				
6- 4	0- 0	0- 0	HOME	0- 1	0- 0	6- 3				
7- 7	0- 0	0- 3	AWAY	0- 1	0- 1	7- 2				
0- 0	0- 0	0- 0	NEUTRAL	0- 0	0- 0	0- 0				
2- 5	0- 0	0- 3	NON-CONFERENCE	0- 0	0- 0	2- 2				
1- 1	0- 0	0- 0	HOME	0- 0	0- 0	1- 1				
1- 4	0- 0	0- 3	AWAY	0- 0	0- 0	1- 1				
0- 0	0- 0	0- 0	NEUTRAL	0- 0	0- 0	0- 0				
11- 6	0- 0	0- 0	CONFERENCE	0- 2	0- 1	11- 3				
5- 3	0- 0	0- 0	HOME	0- 1	0- 0	5- 2				
6- 3	0- 0	0- 0	AWAY	0- 1	0- 1	6- 1				
0- 0	0- 0	0- 0	NEUTRAL	0- 0	0- 0	0- 0				

RPI 1-25				RPI 26-50				RPI 51-100				RPI 101+				Team's RPI: 168	
RPI	S	Opponent	Score	RPI	S	Opponent	Score	RPI	S	Opponent	Score	RPI	S	Opponent	Score		
				27	A	Arizona St.	69 74	76	A	Montana St.	59 67	123	A	Idaho	56 62		
				31	A	Duke	66 85	76	H	Montana St.	55 74	161	A	Northern Ariz.	79 76		
				46	A	Oklahoma St.	52 70					161	H	Northern Ariz.	59 70		
												165	A	Montana	67 53		
												165	H	Montana	72 59		
												178	A	Southern Utah	65 72		
												178	H	Southern Utah	73 54		
												216	H	Portland St.	64 69		
												224	A	Northern Colo.	71 55		
												224	H	Northern Colo.	59 39		
												281	A	Utah St.	61 69		
												297	H	California Baptist	68 74		
												301	A	Eastern Wash.	67 47		
												302	A	Utah Valley	88 61		
												304	H	Seattle U	73 48		
												308	A	Sacramento St.	75 51		
												308	H	Sacramento St.	80 62		
												321	A	Weber St.	65 54		
												321	H	Weber St.	55 41		
LAST 10 Division I																	
				224	A	Northern Colo.	71 55	161	A	Northern Ariz.	79 76						
				321	H	Weber St.	55 41	178	H	Southern Utah	73 54						
				165	H	Montana	72 59	224	H	Northern Colo.	59 39						
				76	H	Montana St.	55 74	76	A	Montana St.	59 67						
				308	A	Sacramento St.	75 51	165	A	Montana	67 53						

Non-Div I Games: Arizona Christian 93 36 Montana Tech 83 57

Idaho St.

■ Loss,
■ Non-Conf, S Site,
■ Home
■ Away
N Neutral

Jacksonville

Through Games Of Feb. 22, 2020

Average RPI Win:	263	WON-LOST	WINNING	LAST 10	STRENGTH OF	OPP. STRENGTH	TEAM	ADJ.	CONF.	ADJ CONF.
Average RPI Loss:	104	RECORD	PCT. RANK	GAMES	SCHEDULE	OF SCHEDULE	RPI	RPI	RPI	RPI
DIV. I ONLY	14- 10	124	7-3	249	199	169	169	16	16	
DIV. I NON-CONF.	6- 5	151	0	271	281	197	197	14	14	
TOTALS	RPI 1-25	RPI 26-50	W-L RECORDS	RPI 51-100	RPI 101-150	RPI 150+				
14- 10	0- 1	0- 1	OVERALL	0- 2	1- 4	13- 2				
7- 5	0- 0	0- 1	HOME	0- 0	0- 3	7- 1				
7- 5	0- 1	0- 0	AWAY	0- 2	1- 1	6- 1				
0- 0	0- 0	0- 0	NEUTRAL	0- 0	0- 0	0- 0				
6- 5	0- 1	0- 0	NON-CONFERENCE	0- 2	0- 1	6- 1				
3- 2	0- 0	0- 0	HOME	0- 0	0- 1	3- 1				
3- 3	0- 1	0- 0	AWAY	0- 2	0- 0	3- 0				
0- 0	0- 0	0- 0	NEUTRAL	0- 0	0- 0	0- 0				
8- 5	0- 0	0- 1	CONFERENCE	0- 0	1- 3	7- 1				
4- 3	0- 0	0- 1	HOME	0- 0	0- 2	4- 0				
4- 2	0- 0	0- 0	AWAY	0- 0	1- 1	3- 1				
0- 0	0- 0	0- 0	NEUTRAL	0- 0	0- 0	0- 0				

RPI S	Opponent	Score	RPI S	Opponent	Score	RPI S	Opponent	Score	RPI S	Opponent	Score	Team's RPI: 169
25	A Florida St.	41 75	33	H FGCU	68 81	67	A South Fla.	39 70	105	A Liberty	76 85	
						92	A Colorado	44 66	105	H Liberty	59 65	
									119	H Bethune-Cookman	52 53	
									140	A North Florida	69 60	
									140	H North Florida	64 70	
									162	A North Ala.	65 76	
									162	H North Ala.	67 56	
									187	H Norfolk St.	64 71	
									217	H Stetson	57 52	
									219	A Kennesaw St.	93 83	
									219	H Kennesaw St.	88 81	
									252	A Lipscomb	73 64	
									255	A Jacksonville St.	55 40	
									267	H Nicholls St.	72 55	
									305	H FIU	77 52	
									325	A NJIT	66 54	
									325	H NJIT	88 67	
									327	H USC Upstate	87 43	
									329	A Mercer	87 83	
									342	A Florida A&M	88 54	
LAST 10 Division I												
219	H Kennesaw St.	88 81	162	H North Ala.	67 56							
140	A North Florida	69 60	252	A Lipscomb	73 64							
105	H Liberty	59 65	219	A Kennesaw St.	93 83							
325	A NJIT	66 54	140	H North Florida	64 70							
33	H FGCU	68 81	217	H Stetson	57 52							

Non-Div I Games: Thomas (GA) 94 36 Johnson (FL) 114 35

Jacksonville

Loss, Non-Conf, S Site, H Home A Away N Neutral

Average RPI Win: 221	WON-LOST	WINNING	LAST 10	STRENGTH OF	OPP. STRENGTH	TEAM	ADJ.	CONF.	ADJ CONF.
Average RPI Loss: 115	RECORD	PCT. RANK	GAMES	SCHEDULE	OF SCHEDULE	RPI	RPI	RPI	RPI
DIV. I ONLY	12- 11	164	7-3	173	121	170	170	14	14
DIV. I NON-CONF.	4- 6	212	0	141	55	213	213	13	13
TOTALS	RPI 1-25	RPI 26-50	W-L RECORDS	RPI 51-100	RPI 101-150	RPI 150+			
12- 11	0- 1	1- 3	OVERALL	0- 1	2- 2	9- 4			
8- 4	0- 0	1- 0	HOME	0- 1	2- 1	5- 2			
3- 6	0- 0	0- 3	AWAY	0- 0	0- 1	3- 2			
1- 1	0- 1	0- 0	NEUTRAL	0- 0	0- 0	1- 0			
4- 6	0- 1	0- 1	NON-CONFERENCE	0- 1	1- 1	3- 2			
3- 2	0- 0	0- 0	HOME	0- 1	1- 0	2- 1			
0- 3	0- 0	0- 1	AWAY	0- 0	0- 1	0- 1			
1- 1	0- 1	0- 0	NEUTRAL	0- 0	0- 0	1- 0			
8- 5	0- 0	1- 2	CONFERENCE	0- 0	1- 1	6- 2			
5- 2	0- 0	1- 0	HOME	0- 0	1- 1	3- 1			
3- 3	0- 0	0- 2	AWAY	0- 0	0- 0	3- 1			
0- 0	0- 0	0- 0	NEUTRAL	0- 0	0- 0	0- 0			

RPI 1-25				RPI 26-50				RPI 51-100				RPI 101+ Team's RPI: 170			
RPI	S	Opponent	Score	RPI	S	Opponent	Score	RPI	S	Opponent	Score	RPI	S	Opponent	Score
12	N	Iowa	72 100	39	A	James Madison	39 81	91	H	Temple	59 74	111	A	San Diego	67 81
				39	H	James Madison	76 75					120	H	William & Mary	75 83
				44	A	Drexel	50 59					130	H	Northeastern	81 68
				45	A	Rutgers	53 67					149	H	Mt. St. Mary's	73 57
												176	A	Delaware	62 69
												179	H	Elon	61 74
												181	H	American	63 60
												205	H	Penn St.	67 73
												226	N	Iona	75 58
												229	H	Marshall	59 56
												246	A	San Diego St.	72 80
												253	A	Col. of Charleston	79 62
												253	H	Col. of Charleston	83 72
												274	A	UNCW	62 41
												274	H	UNCW	78 45
												323	A	Hofstra	71 54
												323	H	Hofstra	84 71
LAST 10 Division I															
				323	A	Hofstra	71 54					44	A	Drexel	50 59
				253	H	Col. of Charleston	83 72					323	H	Hofstra	84 71
				274	H	UNCW	78 45					130	H	Northeastern	81 68
				39	A	James Madison	39 81					274	A	UNCW	62 41
				176	A	Delaware	62 69					253	A	Col. of Charleston	79 62

Non-Div I Games: Chestnut Hill 86 49

Towson

■ Loss,
 ■ Non-Conf,
 ■ S Site,
 ■ H Home
 ■ A Away
 N Neutral

Providence

Through Games Of Feb. 22, 2020

Average RPI Win:	213	WON-LOST	WINNING	LAST 10	STRENGTH OF	OPP. STRENGTH	TEAM	ADJ.	CONF.	ADJ CONF.
Average RPI Loss:	89	RECORD	PCT. RANK	GAMES	SCHEDULE	OF SCHEDULE	RPI	RPI	RPI	RPI
DIV. I ONLY	11- 16	231	2-8	145	79	171	171	6	6	
DIV. I NON-CONF.	9- 3	63	0	260	240	94	94	6	6	
TOTALS	RPI 1-25	RPI 26-50	W-L RECORDS	RPI 51-100	RPI 101-150	RPI 150+				
11- 16	0- 2	0- 4	OVERALL	2- 7	2- 0	7- 3				
4- 5	0- 1	0- 2	HOME	2- 2	0- 0	2- 0				
5- 10	0- 1	0- 2	AWAY	0- 4	2- 0	3- 3				
2- 1	0- 0	0- 0	NEUTRAL	0- 1	0- 0	2- 0				
9- 3	0- 0	0- 0	NON-CONFERENCE	1- 2	2- 0	6- 1				
2- 0	0- 0	0- 0	HOME	1- 0	0- 0	1- 0				
5- 2	0- 0	0- 0	AWAY	0- 1	2- 0	3- 1				
2- 1	0- 0	0- 0	NEUTRAL	0- 1	0- 0	2- 0				
2- 13	0- 2	0- 4	CONFERENCE	1- 5	0- 0	1- 2				
2- 5	0- 1	0- 2	HOME	1- 2	0- 0	1- 0				
0- 8	0- 1	0- 2	AWAY	0- 3	0- 0	0- 2				
0- 0	0- 0	0- 0	NEUTRAL	0- 0	0- 0	0- 0				

RPI S Opponent	Score	RPI S Opponent	Score	RPI S Opponent	Score	RPI S Opponent	Score	Team's RPI: 171
21 A DePaul	71 93	37 A Marquette	55 85	63 A St. John's (NY)	58 64	114 A Utah	67 60	
21 H DePaul	67 80	37 H Marquette	50 60	63 H St. John's (NY)	54 53	146 A Massachusetts	72 63	
		41 A Creighton	63 72	66 A Yale	79 82	207 N Rhode Island	58 51	
		41 H Creighton	68 77	68 N Ball St.	51 52	213 A New Mexico	68 86	
				70 A Seton Hall	55 97	233 H UMass Lowell	63 38	
				70 H Seton Hall	45 71	241 A Georgetown	53 62	
				77 H Boston College	76 60	254 A Xavier	42 61	
				87 H Butler	47 50	254 H Xavier	60 48	
				89 A Villanova	49 51	289 N LMU (CA)	48 45	
						299 A Monmouth	68 52	
						318 A Bryant	76 32	
						347 A Hartford	75 57	
LAST 10 Division I								
254 A Xavier	42 61	37 A Marquette	55 85					
63 H St. John's (NY)	54 53	254 H Xavier	60 48					
70 H Seton Hall	45 71	87 H Butler	47 50					
41 H Creighton	68 77	70 A Seton Hall	55 97					
21 A DePaul	71 93	63 A St. John's (NY)	58 64					

Non-Div I Games:

Providence

Loss, Non-Conf, S Site, H Home A Away N Neutral

Average RPI Win:	223	WON-LOST	WINNING	LAST 10	STRENGTH OF	OPP. STRENGTH	TEAM	ADJ.	CONF.	ADJ CONF.
Average RPI Loss:	109	RECORD	PCT. RANK	GAMES	SCHEDULE	OF SCHEDULE	RPI	RPI	RPI	RPI
DIV. I ONLY	12- 15	207	6-4	123	143	172	172	12	12	
DIV. I NON-CONF.	6- 7	182	0	104	244	153	153	12	12	
TOTALS	RPI 1-25	RPI 26-50	W-L RECORDS	RPI 51-100	RPI 101-150	RPI 150+				
12- 15	0- 0	0- 1	OVERALL	1- 7	1- 6	10- 1				
5- 8	0- 0	0- 0	HOME	1- 5	0- 3	4- 0				
6- 7	0- 0	0- 1	AWAY	0- 2	1- 3	5- 1				
1- 0	0- 0	0- 0	NEUTRAL	0- 0	0- 0	1- 0				
6- 7	0- 0	0- 1	NON-CONFERENCE	1- 4	0- 1	5- 1				
2- 4	0- 0	0- 0	HOME	1- 3	0- 1	1- 0				
3- 3	0- 0	0- 1	AWAY	0- 1	0- 0	3- 1				
1- 0	0- 0	0- 0	NEUTRAL	0- 0	0- 0	1- 0				
6- 8	0- 0	0- 0	CONFERENCE	0- 3	1- 5	5- 0				
3- 4	0- 0	0- 0	HOME	0- 2	0- 2	3- 0				
3- 4	0- 0	0- 0	AWAY	0- 1	1- 3	2- 0				
0- 0	0- 0	0- 0	NEUTRAL	0- 0	0- 0	0- 0				

RPI S	Opponent	Score	RPI S	Opponent	Score	RPI S	Opponent	Score	RPI S	Opponent	Score	Team's RPI: 172
44	A Drexel	31 69	52	H Dayton	58 98	104	H VCU	61 67	112	A Richmond	61 63	
			55	H Penn	49 65	112	H Richmond	61 67	127	A Duquesne	56 82	
			82	A Fordham	45 62	131	H Robert Morris	68 71	139	A George Washington	61 54	
			89	H Villanova	69 77	146	A Massachusetts	62 76	187	A Norfolk St.	55 52	
			90	A Rider	43 70	205	A Penn St.	69 67	207	A Rhode Island	54 42	
			91	H Temple	69 72	227	A Saint Joseph's	59 53	227	H Saint Joseph's	67 59	
			96	H Saint Louis	61 77	230	H George Mason	77 65	244	A Howard	78 62	
			100	H Harvard	75 69	284	N UMBC	74 58	293	H St. Bonaventure	67 61	
						307	A Navy	46 61	330	H Coppin St.	79 46	
LAST 10 Division I												
207	A Rhode Island	54 42	82	A Fordham	45 62							
104	H VCU	61 67	230	H George Mason	77 65							
227	A Saint Joseph's	59 53	227	H Saint Joseph's	67 59							
139	A George Washington	61 54	112	A Richmond	61 63							
112	H Richmond	61 67	293	H St. Bonaventure	67 61							

Non-Div I Games:

La Salle

■ Loss,
■ Non-Conf,
■ S Site,
■ H Home
■ A Away
N Neutral

Average RPI Win: 268	WON-LOST	WINNING	LAST 10	STRENGTH OF	OPP. STRENGTH	TEAM	ADJ.	CONF.	ADJ CONF.
Average RPI Loss: 131	RECORD	PCT. RANK	GAMES	SCHEDULE	OF SCHEDULE	RPI	RPI	RPI	RPI
DIV. I ONLY	12- 14	194	7-3	185	254	173	173	26	26
DIV. I NON-CONF.	4- 10	259	0	58	226	157	157	22	22
TOTALS	RPI 1-25	RPI 26-50	W-L RECORDS	RPI 51-100	RPI 101-150	RPI 150+			
12- 14	0- 2	0- 3	OVERALL	0- 1	1- 2	11- 6			
3- 5	0- 0	0- 2	HOME	0- 0	0- 0	3- 3			
8- 9	0- 2	0- 1	AWAY	0- 1	1- 2	7- 3			
1- 0	0- 0	0- 0	NEUTRAL	0- 0	0- 0	1- 0			
4- 10	0- 2	0- 3	NON-CONFERENCE	0- 1	0- 2	4- 2			
0- 3	0- 0	0- 2	HOME	0- 0	0- 0	0- 1			
3- 7	0- 2	0- 1	AWAY	0- 1	0- 2	3- 1			
1- 0	0- 0	0- 0	NEUTRAL	0- 0	0- 0	1- 0			
8- 4	0- 0	0- 0	CONFERENCE	0- 0	1- 0	7- 4			
3- 2	0- 0	0- 0	HOME	0- 0	0- 0	3- 2			
5- 2	0- 0	0- 0	AWAY	0- 0	1- 0	4- 2			
0- 0	0- 0	0- 0	NEUTRAL	0- 0	0- 0	0- 0			

RPI 1-25				RPI 26-50				RPI 51-100				RPI 101+ Team's RPI: 173			
RPI	S	Opponent	Score	RPI	S	Opponent	Score	RPI	S	Opponent	Score	RPI	S	Opponent	Score
24	A	Kentucky	49 79	32	H	Western Ky.	84 88	82	A	Fordham	37 68	122	A	UAB	69 76
25	A	Florida St.	59 88	47	A	UT Martin	75 80					129	A	UNC Greensboro	56 42
				50	H	Troy	65 74					138	A	Florida	48 84
												162	A	North Ala.	79 63
												195	A	Chattanooga	58 64
												195	H	Chattanooga	60 46
												209	H	Tennessee Tech	57 72
												211	A	Furman	69 77
												211	H	Furman	59 72
												219	A	Kennesaw St.	55 60
												228	A	Murray St.	84 56
												273	A	Wofford	74 58
												273	H	Wofford	63 69
												292	A	ETSU	76 60
												292	H	ETSU	68 34
												323	N	Hofstra	65 45
												329	A	Mercer	60 54
												329	H	Mercer	72 64
												331	A	Alabama St.	83 48
												337	A	Western Caro.	62 50
LAST 10 Division I															
195	A	Chattanooga	58 64	129	A	UNC Greensboro	56 42								
292	A	ETSU	76 60	337	A	Western Caro.	62 50								
329	A	Mercer	60 54	292	H	ETSU	68 34								
273	H	Wofford	63 69	195	H	Chattanooga	60 46								
211	H	Furman	59 72	329	H	Mercer	72 64								

Non-Div I Games: Montevallo 81 60

Samford

■ Loss,
 ■ Non-Conf,
 ■ S Site,
 ■ Home
 ■ A Away
 N Neutral

Average RPI Win:	242	WON-LOST	WINNING	LAST 10	STRENGTH OF	OPP. STRENGTH	TEAM	ADJ.	CONF.	ADJ CONF.
Average RPI Loss:	139	RECORD	PCT. RANK	GAMES	SCHEDULE	OF SCHEDULE	RPI	RPI	RPI	RPI
DIV. I ONLY	13- 12	167	7-3	196	234	174	174	15	15	
DIV. I NON-CONF.	4- 6	212	0	261	332	270	270	15	15	
TOTALS	RPI 1-25	RPI 26-50	W-L RECORDS	RPI 51-100	RPI 101-150	RPI 150+				
13- 12	0- 0	0- 0	OVERALL	1- 4	2- 5	10- 3				
9- 3	0- 0	0- 0	HOME	1- 0	2- 2	6- 1				
4- 9	0- 0	0- 0	AWAY	0- 4	0- 3	4- 2				
0- 0	0- 0	0- 0	NEUTRAL	0- 0	0- 0	0- 0				
4- 6	0- 0	0- 0	NON-CONFERENCE	0- 2	0- 1	4- 3				
3- 2	0- 0	0- 0	HOME	0- 0	0- 1	3- 1				
1- 4	0- 0	0- 0	AWAY	0- 2	0- 0	1- 2				
0- 0	0- 0	0- 0	NEUTRAL	0- 0	0- 0	0- 0				
9- 6	0- 0	0- 0	CONFERENCE	1- 2	2- 4	6- 0				
6- 1	0- 0	0- 0	HOME	1- 0	2- 1	3- 0				
3- 5	0- 0	0- 0	AWAY	0- 2	0- 3	3- 0				
0- 0	0- 0	0- 0	NEUTRAL	0- 0	0- 0	0- 0				

RPI S	Opponent	Score	RPI S	Opponent	Score	RPI S	Opponent	Score	RPI S	Opponent	Score	Team's RPI: 174
						62	A Bucknell	36 50	124	A Holy Cross	56 57	
						63	A St. John's (NY)	44 76	124	H Holy Cross	49 57	
						70	A Seton Hall	50 74	127	H Duquesne	65 73	
						88	A Colgate	52 73	128	A Lehigh	66 73	
						88	H Colgate	55 39	128	H Lehigh	61 53	
									135	A Boston U.	40 47	
									135	H Boston U.	59 57	
									166	A Binghamton	64 74	
									181	A American	67 52	
									206	H Manhattan	60 53	
									269	A Loyola Maryland	76 65	
									269	H Loyola Maryland	55 52	
									284	H UMBC	58 65	
									295	A Army West Point	57 52	
									295	H Army West Point	67 58	
									299	A Monmouth	44 52	
									307	H Navy	79 52	
									317	H Fairleigh Dickinson	61 29	
									320	A Albany (NY)	54 47	
									336	H LIU Brooklyn	65 60	
LAST 10 Division I												
			269	A Loyola Maryland	76 65		181	A American	67 52			
			135	A Boston U.	40 47		88	H Colgate	55 39			
			124	H Holy Cross	49 57		128	H Lehigh	61 53			
			295	H Army West Point	67 58		295	A Army West Point	57 52			
			128	A Lehigh	66 73		307	H Navy	79 52			

Non-Div I Games:

Lafayette

Average RPI Win: 194	WON-LOST	WINNING	LAST 10	STRENGTH OF	OPP. STRENGTH	TEAM	ADJ.	CONF.	ADJ CONF.
Average RPI Loss: 112	RECORD	PCT. RANK	GAMES	SCHEDULE	OF SCHEDULE	RPI	RPI	RPI	RPI
DIV. I ONLY	11- 14	209	3-7	115	136	175	175	10	10
DIV. I NON-CONF.	5- 6	187	0	182	220	206	206	10	10
TOTALS	RPI 1-25	RPI 26-50	W-L RECORDS	RPI 51-100	RPI 101-150	RPI 150+			
11- 14	0- 1	0- 2	OVERALL	1- 2	4- 6	6- 3			
6- 6	0- 0	0- 0	HOME	1- 2	2- 2	3- 2			
4- 7	0- 1	0- 1	AWAY	0- 0	1- 4	3- 1			
1- 1	0- 0	0- 1	NEUTRAL	0- 0	1- 0	0- 0			
5- 6	0- 0	0- 1	NON-CONFERENCE	1- 1	1- 3	3- 1			
2- 3	0- 0	0- 0	HOME	1- 1	0- 1	1- 1			
2- 2	0- 0	0- 0	AWAY	0- 0	0- 2	2- 0			
1- 1	0- 0	0- 1	NEUTRAL	0- 0	1- 0	0- 0			
6- 8	0- 1	0- 1	CONFERENCE	0- 1	3- 3	3- 2			
4- 3	0- 0	0- 0	HOME	0- 1	2- 1	2- 1			
2- 5	0- 1	0- 1	AWAY	0- 0	1- 2	1- 1			
0- 0	0- 0	0- 0	NEUTRAL	0- 0	0- 0	0- 0			

RPI 1-25				RPI 26-50				RPI 51-100				RPI 101+ Team's RPI: 175			
RPI	S	Opponent	Score	RPI	S	Opponent	Score	RPI	S	Opponent	Score	RPI	S	Opponent	Score
19	A	Central Mich.	66 73	49	A	Ohio	58 86	52	H	Dayton	42 60	103	A	Kent St.	68 87
				50	N	Troy	64 71	58	H	Belmont	53 48	103	H	Kent St.	69 60
								68	H	Ball St.	58 60	110	N	Pacific	66 65
												116	A	Notre Dame	51 54
												127	A	Duquesne	74 79
												141	A	Buffalo	78 62
												141	H	Buffalo	71 59
												147	A	Western Mich.	72 84
												147	H	Western Mich.	58 70
												148	H	Valparaiso	54 61
												151	H	Akron	65 61
												157	H	Eastern Mich.	62 77
												180	A	Northern Ill.	63 51
												189	H	Memphis	76 83
												196	A	Miami (OH)	83 92
												266	H	Bowling Green	79 72
												312	A	Georgia St.	74 48
												333	A	Detroit Mercy	82 64
												339	H	Canisius	83 65
LAST 10 Division I															
147	H	Western Mich.	58 70	196	A	Miami (OH)	83 92								
49	A	Ohio	58 86	103	H	Kent St.	69 60								
103	A	Kent St.	68 87	157	H	Eastern Mich.	62 77								
68	H	Ball St.	58 60	19	A	Central Mich.	66 73								
141	A	Buffalo	78 62	266	H	Bowling Green	79 72								

Non-Div I Games:

Toledo

■ Loss,
 ■ Non-Conf, S Site,
 ■ Home
 ■ Away
 N Neutral

Delaware

Through Games Of Feb. 22, 2020

Average RPI Win:	210	WON-LOST	WINNING	LAST 10	STRENGTH OF	OPP. STRENGTH	TEAM	ADJ.	CONF.	ADJ CONF.
Average RPI Loss:	129	RECORD	PCT. RANK	GAMES	SCHEDULE	OF SCHEDULE	RPI	RPI	RPI	RPI
DIV. I ONLY	10- 14	226	5-5	132	123	176	176	14	14	
DIV. I NON-CONF.	4- 7	225	0	85	131	167	167	13	13	
TOTALS	RPI 1-25	RPI 26-50	W-L RECORDS	RPI 51-100	RPI 101-150	RPI 150+				
10- 14	0- 1	0- 4	OVERALL	0- 1	2- 3	8- 5				
4- 6	0- 0	0- 2	HOME	0- 0	0- 2	4- 2				
5- 8	0- 1	0- 2	AWAY	0- 1	2- 1	3- 3				
1- 0	0- 0	0- 0	NEUTRAL	0- 0	0- 0	1- 0				
4- 7	0- 1	0- 1	NON-CONFERENCE	0- 1	1- 1	3- 3				
1- 3	0- 0	0- 0	HOME	0- 0	0- 1	1- 2				
2- 4	0- 1	0- 1	AWAY	0- 1	1- 0	1- 1				
1- 0	0- 0	0- 0	NEUTRAL	0- 0	0- 0	1- 0				
6- 7	0- 0	0- 3	CONFERENCE	0- 0	1- 2	5- 2				
3- 3	0- 0	0- 2	HOME	0- 0	0- 1	3- 0				
3- 4	0- 0	0- 1	AWAY	0- 0	1- 1	2- 2				
0- 0	0- 0	0- 0	NEUTRAL	0- 0	0- 0	0- 0				

RPI	S	Opponent	Score	RPI	S	Opponent	Score	RPI	S	Opponent	Score	RPI	S	Opponent	Score	Team's RPI: 176
3	A	Maryland	55 99	39	H	James Madison	39 60	51	A	Charlotte	57 61	120	A	William & Mary	58 68	
				40	A	UCF	49 75					130	A	Northeastern	81 69	
				44	A	Drexel	59 63					130	H	Northeastern	62 72	
				44	H	Drexel	32 52					131	A	Robert Morris	73 62	
												139	H	George Washington	49 63	
												170	H	Towson	69 62	
												179	A	Elon	65 56	
												179	H	Elon	73 60	
												193	A	Gardner-Webb	65 67	
												203	N	Santa Clara	81 80	
												210	H	Maine	56 69	
												230	H	George Mason	63 44	
												231	A	Cal St. Fullerton	72 55	
												253	A	Col. of Charleston	73 84	
												264	H	Delaware St.	64 67	
												274	A	UNCW	65 71	
												323	A	Hofstra	77 67	
												323	H	Hofstra	80 59	
LAST 10 Division I																
179	H	Elon	73 60	39	H	James Madison	39 60	179	A	Elon	65 56	120	A	William & Mary	58 68	
44	H	Drexel	32 52	179	A	Elon	65 56	44	A	Drexel	59 63	130	H	Northeastern	62 72	
323	A	Hofstra	77 67	120	A	William & Mary	58 68	44	A	Drexel	59 63	130	H	Northeastern	62 72	
130	A	Northeastern	81 69	44	A	Drexel	59 63	130	H	Northeastern	62 72					
170	H	Towson	69 62	130	H	Northeastern	62 72									

Non-Div I Games:

Delaware

Loss, Non-Conf, S Site, H Home A Away N Neutral

Average RPI Win:	271	WON-LOST	WINNING	LAST 10	STRENGTH OF	OPP. STRENGTH	TEAM	ADJ.	CONF.	ADJ CONF.
Average RPI Loss:	117	RECORD	PCT. RANK	GAMES	SCHEDULE	OF SCHEDULE	RPI	RPI	RPI	RPI
DIV. I ONLY	14- 11	143	6-4	258	265	177	177	20	20	
DIV. I NON-CONF.	7- 2	53	0	296	261	99	99	23	23	
TOTALS	RPI 1-25	RPI 26-50	W-L RECORDS	RPI 51-100	RPI 101-150	RPI 150+				
14- 11	0- 1	0- 2	OVERALL	1- 2	0- 2	13- 4				
6- 4	0- 0	0- 1	HOME	1- 1	0- 1	5- 1				
7- 7	0- 1	0- 1	AWAY	0- 1	0- 1	7- 3				
1- 0	0- 0	0- 0	NEUTRAL	0- 0	0- 0	1- 0				
7- 2	0- 1	0- 0	NON-CONFERENCE	1- 0	0- 0	6- 1				
2- 0	0- 0	0- 0	HOME	1- 0	0- 0	1- 0				
4- 2	0- 1	0- 0	AWAY	0- 0	0- 0	4- 1				
1- 0	0- 0	0- 0	NEUTRAL	0- 0	0- 0	1- 0				
7- 9	0- 0	0- 2	CONFERENCE	0- 2	0- 2	7- 3				
4- 4	0- 0	0- 1	HOME	0- 1	0- 1	4- 1				
3- 5	0- 0	0- 1	AWAY	0- 1	0- 1	3- 2				
0- 0	0- 0	0- 0	NEUTRAL	0- 0	0- 0	0- 0				

RPI 1-25				RPI 26-50				RPI 51-100				RPI 101+ Team's RPI: 177			
RPI	S	Opponent	Score	RPI	S	Opponent	Score	RPI	S	Opponent	Score	RPI	S	Opponent	Score
24	A	Kentucky	52 81	47	A	UT Martin	61 65	58	A	Belmont	46 69	118	A	Southeast Mo. St.	43 81
				47	H	UT Martin	61 69	58	H	Belmont	52 53	118	H	Southeast Mo. St.	66 79
								83	H	Illinois St.	77 72	166	N	Binghamton	80 63
												185	A	Illinois	62 76
												195	A	Chattanooga	50 49
												209	A	Tennessee Tech	49 58
												214	A	Eastern Ill.	72 73
												214	H	Eastern Ill.	47 76
												228	H	Murray St.	69 61
												255	A	Jacksonville St.	63 57
												260	A	Alabama A&M	67 61
												283	H	Eastern Ky.	69 53
												305	A	FIU	58 56
												322	H	Evansville	80 64
												332	A	Tennessee St.	87 55
												332	H	Tennessee St.	76 58
												340	A	SIUE	79 62
												340	H	SIUE	74 61
												351	A	Mississippi Val.	100 82
LAST 10 Division I															
214	A	Eastern Ill.	72 73	332	A	Tennessee St.	87 55								
340	A	SIUE	79 62	214	H	Eastern Ill.	47 76								
283	H	Eastern Ky.	69 53	340	H	SIUE	74 61								
228	H	Murray St.	69 61	58	H	Belmont	52 53								
58	A	Belmont	46 69	332	H	Tennessee St.	76 58								

Non-Div I Games: Christian Bros. 82 62 Ky. Wesleyan 103 70

Austin Peay

■ Loss,
 ■ Non-Conf, S Site,
 ■ Home
 ■ Away
 N Neutral

Southern Utah

Through Games Of Feb. 22, 2020

Average RPI Win:	246	WON-LOST	WINNING	LAST 10	STRENGTH OF	OPP. STRENGTH	TEAM	ADJ.	CONF.	ADJ CONF.
Average RPI Loss:	180	RECORD	PCT. RANK	GAMES	SCHEDULE	OF SCHEDULE	RPI	RPI	RPI	RPI
DIV. I ONLY	15- 10	108	7-3	282	253	178	178	18	18	
DIV. I NON-CONF.	6- 3	90	0	214	307	114	114	17	17	
TOTALS	RPI 1-25	RPI 26-50	W-L RECORDS	RPI 51-100	RPI 101-150	RPI 150+				
15- 10	0- 1	0- 0	OVERALL	0- 1	0- 1	15- 7				
11- 2	0- 0	0- 0	HOME	0- 0	0- 1	11- 1				
4- 8	0- 1	0- 0	AWAY	0- 1	0- 0	4- 6				
0- 0	0- 0	0- 0	NEUTRAL	0- 0	0- 0	0- 0				
6- 3	0- 1	0- 0	NON-CONFERENCE	0- 0	0- 0	6- 2				
5- 0	0- 0	0- 0	HOME	0- 0	0- 0	5- 0				
1- 3	0- 1	0- 0	AWAY	0- 0	0- 0	1- 2				
0- 0	0- 0	0- 0	NEUTRAL	0- 0	0- 0	0- 0				
9- 7	0- 0	0- 0	CONFERENCE	0- 1	0- 1	9- 5				
6- 2	0- 0	0- 0	HOME	0- 0	0- 1	6- 1				
3- 5	0- 0	0- 0	AWAY	0- 1	0- 0	3- 4				
0- 0	0- 0	0- 0	NEUTRAL	0- 0	0- 0	0- 0				

RPI 1-25				RPI 26-50				RPI 51-100				RPI 101+ Team's RPI: 178			
RPI	S	Opponent	Score	RPI	S	Opponent	Score	RPI	S	Opponent	Score	RPI	S	Opponent	Score
16	A	Oregon St.	45 95					76	A	Montana St.	65 91	123	H	Idaho	56 71
												161	A	Northern Ariz.	76 84
												161	H	Northern Ariz.	82 64
												165	A	Montana	74 81
												168	A	Idaho St.	54 73
												168	H	Idaho St.	72 65
												208	H	UNLV	72 68
												215	H	Oral Roberts	72 58
												216	A	Portland St.	81 72
												216	H	Portland St.	71 58
												224	A	Northern Colo.	68 55
												224	H	Northern Colo.	64 50
												225	A	Grand Canyon	65 69
												231	H	Cal St. Fullerton	79 63
												250	A	Denver	73 81
												288	H	UC Irvine	82 68
												300	H	UC Riverside	79 68
												301	H	Eastern Wash.	71 50
												302	A	Utah Valley	71 58
												308	A	Sacramento St.	82 87
												308	H	Sacramento St.	62 71
												321	A	Weber St.	87 71
												321	H	Weber St.	82 66
LAST 10 Division I															
				321	H	Weber St.	82 66					224	A	Northern Colo.	68 55
				224	H	Northern Colo.	64 50					168	A	Idaho St.	54 73
				161	H	Northern Ariz.	82 64					321	A	Weber St.	87 71
				308	H	Sacramento St.	62 71					123	H	Idaho	56 71
				216	A	Portland St.	81 72					301	H	Eastern Wash.	71 50

Non-Div I Games:

Southern Utah

■ Loss,
 ■ Non-Conf,
 ■ S Site,
 ■ H Home
 ■ A Away
 N Neutral

Average RPI Win:	260	WON-LOST	WINNING	LAST 10	STRENGTH OF	OPP. STRENGTH	TEAM	ADJ.	CONF.	ADJ CONF.
Average RPI Loss:	96	RECORD	PCT. RANK	GAMES	SCHEDULE	OF SCHEDULE	RPI	RPI	RPI	RPI
DIV. I ONLY	11- 13	203	4-6	163	158	179	179	14	14	
DIV. I NON-CONF.	4- 6	212	0	42	228	124	124	13	13	
TOTALS	RPI 1-25	RPI 26-50	W-L RECORDS	RPI 51-100	RPI 101-150	RPI 150+				
11- 13	0- 1	0- 2	OVERALL	0- 3	0- 5	11- 2				
5- 5	0- 0	0- 1	HOME	0- 0	0- 3	5- 1				
6- 6	0- 1	0- 1	AWAY	0- 1	0- 2	6- 1				
0- 2	0- 0	0- 0	NEUTRAL	0- 2	0- 0	0- 0				
4- 6	0- 1	0- 0	NON-CONFERENCE	0- 3	0- 2	4- 0				
2- 1	0- 0	0- 0	HOME	0- 0	0- 1	2- 0				
2- 3	0- 1	0- 0	AWAY	0- 1	0- 1	2- 0				
0- 2	0- 0	0- 0	NEUTRAL	0- 2	0- 0	0- 0				
7- 7	0- 0	0- 2	CONFERENCE	0- 0	0- 3	7- 2				
3- 4	0- 0	0- 1	HOME	0- 0	0- 2	3- 1				
4- 3	0- 0	0- 1	AWAY	0- 0	0- 1	4- 1				
0- 0	0- 0	0- 0	NEUTRAL	0- 0	0- 0	0- 0				

RPI 1-25				RPI 26-50				RPI 51-100				RPI 101+ Team's RPI: 179			
RPI	S	Opponent	Score	RPI	S	Opponent	Score	RPI	S	Opponent	Score	RPI	S	Opponent	Score
20	A	NC State	49 62	39	A	James Madison	48 61	53	N	IUPUI	53 59	106	A	North Carolina	46 76
				44	H	Drexel	53 55	64	A	Marist	55 63	115	H	Wake Forest	57 69
								73	N	Coastal Caro.	65 76	120	H	William & Mary	77 84
												130	A	Northeastern	65 68
												130	H	Northeastern	45 69
												170	A	Towson	74 61
												176	A	Delaware	60 73
												176	H	Delaware	56 65
												208	A	UNLV	50 44
												211	A	Furman	87 76
												237	H	Appalachian St.	67 66
												253	A	Col. of Charleston	85 57
												253	H	Col. of Charleston	90 48
												274	A	UNCW	60 57
												274	H	UNCW	77 53
												323	A	Hofstra	69 56
												323	H	Hofstra	67 50
												337	H	Western Caro.	68 24
LAST 10 Division I															
176	A	Delaware	60 73	120	H	William & Mary	77 84								
130	H	Northeastern	45 69	176	H	Delaware	56 65								
323	H	Hofstra	67 50	44	H	Drexel	53 55								
253	A	Col. of Charleston	85 57	323	A	Hofstra	69 56								
274	A	UNCW	60 57	130	A	Northeastern	65 68								

Non-Div I Games: Newberry 73 53

Elon

Average RPI Win:	216	WON-LOST	WINNING	LAST 10	STRENGTH OF	OPP. STRENGTH	TEAM	ADJ.	CONF.	ADJ CONF.
Average RPI Loss:	94	RECORD	PCT. RANK	GAMES	SCHEDULE	OF SCHEDULE	RPI	RPI	RPI	RPI
DIV. I ONLY	8- 17	279	4-6	57	116	180	180	10	10	
DIV. I NON-CONF.	4- 7	225	0	66	182	152	152	10	10	
TOTALS	RPI 1-25	RPI 26-50	W-L RECORDS	RPI 51-100	RPI 101-150	RPI 150+				
8- 17	0- 2	0- 5	OVERALL	0- 4	1- 2	7- 4				
3- 8	0- 1	0- 2	HOME	0- 2	1- 2	2- 1				
4- 8	0- 1	0- 2	AWAY	0- 2	0- 0	4- 3				
1- 1	0- 0	0- 1	NEUTRAL	0- 0	0- 0	1- 0				
4- 7	0- 0	0- 3	NON-CONFERENCE	0- 3	0- 0	4- 1				
1- 3	0- 0	0- 1	HOME	0- 2	0- 0	1- 0				
2- 3	0- 0	0- 1	AWAY	0- 1	0- 0	2- 1				
1- 1	0- 0	0- 1	NEUTRAL	0- 0	0- 0	1- 0				
4- 10	0- 2	0- 2	CONFERENCE	0- 1	1- 2	3- 3				
2- 5	0- 1	0- 1	HOME	0- 0	1- 2	1- 1				
2- 5	0- 1	0- 1	AWAY	0- 1	0- 0	2- 2				
0- 0	0- 0	0- 0	NEUTRAL	0- 0	0- 0	0- 0				

RPI 1-25				RPI 26-50				RPI 51-100				RPI 101+ Team's RPI: 180			
RPI	S	Opponent	Score	RPI	S	Opponent	Score	RPI	S	Opponent	Score	RPI	S	Opponent	Score
19	A	Central Mich.	60 66	30	H	Drake	49 73	68	A	Ball St.	89 97	103	H	Kent St.	71 79
19	H	Central Mich.	66 70	35	N	South Dakota	48 91	83	A	Illinois St.	66 69	141	H	Buffalo	64 63
				42	A	Purdue	63 68	95	H	Southern Ill.	61 80	147	H	Western Mich.	65 68
				49	A	Ohio	67 87	100	H	Harvard	53 59	151	A	Akron	70 65
				49	H	Ohio	79 85					157	A	Eastern Mich.	55 62
												175	H	Toledo	51 63
												196	A	Miami (OH)	64 66
												196	H	Miami (OH)	86 84
												209	N	Tennessee Tech	82 74
												214	H	Eastern Ill.	61 48
												239	A	Milwaukee	65 78
												265	A	Colorado St.	80 75
												266	A	Bowling Green	92 87
												282	A	North Dakota St.	74 68
LAST 10 Division I															
19	H	Central Mich.	66 70	19	A	Central Mich.	60 66								
68	A	Ball St.	89 97	141	H	Buffalo	64 63								
147	H	Western Mich.	65 68	157	A	Eastern Mich.	55 62								
196	H	Miami (OH)	86 84	49	H	Ohio	79 85								
266	A	Bowling Green	92 87	151	A	Akron	70 65								

Non-Div I Games:
























































Northern Ill.

■ Loss,
 ■ Non-Conf,
 ■ S Site,
 ■ H Home
 ■ A Away
 N Neutral

American





Through Games Of Feb. 22, 2020

Average RPI Win: 193	WON-LOST	WINNING	LAST 10	STRENGTH OF	OPP. STRENGTH	TEAM	ADJ.	CONF.	ADJ CONF.
Average RPI Loss: 139	RECORD	PCT. RANK	GAMES	SCHEDULE	OF SCHEDULE	RPI	RPI	RPI	RPI
DIV. I ONLY	11- 14	209	5-5	138	151	181	181	15	15
DIV. I NON-CONF.	4- 6	212	0	176	99	209	209	15	15
TOTALS	RPI 1-25	RPI 26-50	W-L RECORDS	RPI 51-100	RPI 101-150	RPI 150+			
11- 14	0- 0	0- 1	OVERALL	2- 4	3- 4	6- 5			
7- 4	0- 0	0- 0	HOME	2- 2	2- 1	3- 1			
4- 9	0- 0	0- 1	AWAY	0- 2	1- 2	3- 4			
0- 1	0- 0	0- 0	NEUTRAL	0- 0	0- 1	0- 0			
4- 6	0- 0	0- 1	NON-CONFERENCE	1- 1	1- 1	2- 3			
3- 1	0- 0	0- 0	HOME	1- 1	1- 0	1- 0			
1- 4	0- 0	0- 1	AWAY	0- 0	0- 0	1- 3			
0- 1	0- 0	0- 0	NEUTRAL	0- 0	0- 1	0- 0			
7- 8	0- 0	0- 0	CONFERENCE	1- 3	2- 3	4- 2			
4- 3	0- 0	0- 0	HOME	1- 1	1- 1	2- 1			
3- 5	0- 0	0- 0	AWAY	0- 2	1- 2	2- 1			
0- 0	0- 0	0- 0	NEUTRAL	0- 0	0- 0	0- 0			

RPI S	Opponent	Score	RPI S	Opponent	Score	RPI S	Opponent	Score	RPI S	Opponent	Score	Team's RPI: 181
			49   Ohio	69  81		62  Bucknell	43  68		124  Holy Cross	59  72		
						62  Bucknell	57  60		128  Lehigh	64  56		
						81  Minnesota	53  70		128  Lehigh	63  64		
						88  Colgate	62  63		135  Boston U.	44  59		
						88  Colgate	63 61		135  Boston U.	55 54		
						89  Villanova	76 54		139  George Washington	66 53		
									141 N Buffalo	55  73		
									170  Towson	60  63		
									174  Lafayette	52  67		
									183  High Point	56 48		
									200  Radford	59 55		
									227  Saint Joseph's	51  72		
									230  George Mason	55  73		
									269  Loyola Maryland	47  56		
									269  Loyola Maryland	63 44		
									295  Army West Point	67 62		
									295  Army West Point	73 57		
									307  Navy	48 40		
LAST 10 Division I												
			135  Boston U.	55 54		174  Lafayette	52  67					
			307  Navy	48 40		128  Lehigh	64 56					
			62  Bucknell	57  60		88  Colgate	62  63					
			269  Loyola Maryland	47  56		269  Loyola Maryland	63 44					
			295  Army West Point	67 62		124  Holy Cross	59  72					

Non-Div I Games:

American

 Loss,
  Non-Conf,
 S Site,
  Home
  Away
 N Neutral

Average RPI Win:	261	WON-LOST	WINNING	LAST 10	STRENGTH OF	OPP. STRENGTH	TEAM	ADJ.	CONF.	ADJ CONF.
Average RPI Loss:	98	RECORD	PCT. RANK	GAMES	SCHEDULE	OF SCHEDULE	RPI	RPI	RPI	RPI
DIV. I ONLY	9- 13	230	2-8	98	169	182	182	7	7	
DIV. I NON-CONF.	7- 5	131	0	208	291	160	160	8	8	
TOTALS	RPI 1-25	RPI 26-50	W-L RECORDS	RPI 51-100	RPI 101-150	RPI 150+				
9- 13	0- 2	0- 0	OVERALL	0- 6	1- 2	8- 3				
5- 6	0- 0	0- 0	HOME	0- 3	1- 1	4- 2				
4- 7	0- 2	0- 0	AWAY	0- 3	0- 1	4- 1				
0- 0	0- 0	0- 0	NEUTRAL	0- 0	0- 0	0- 0				
7- 5	0- 1	0- 0	NON-CONFERENCE	0- 2	0- 1	7- 1				
3- 3	0- 0	0- 0	HOME	0- 1	0- 1	3- 1				
4- 2	0- 1	0- 0	AWAY	0- 1	0- 0	4- 0				
0- 0	0- 0	0- 0	NEUTRAL	0- 0	0- 0	0- 0				
2- 8	0- 1	0- 0	CONFERENCE	0- 4	1- 1	1- 2				
2- 3	0- 0	0- 0	HOME	0- 2	1- 0	1- 1				
0- 5	0- 1	0- 0	AWAY	0- 2	0- 1	0- 1				
0- 0	0- 0	0- 0	NEUTRAL	0- 0	0- 0	0- 0				

RPI 1-25				RPI 26-50				RPI 51-100				RPI 101+ Team's RPI: 182			
RPI	S	Opponent	Score	RPI	S	Opponent	Score	RPI	S	Opponent	Score	RPI	S	Opponent	Score
15	A	Princeton	29 60					55	A	Penn	41 63	125	A	Columbia	66 76
18	A	TCU	49 59					57	A	West Virginia	62 68	125	H	Columbia	80 77
								66	A	Yale	51 65	127	H	Duquesne	62 72
								66	H	Yale	67 74	164	H	Dartmouth	65 67
								88	H	Colgate	58 62	166	H	Binghamton	56 59
								100	H	Harvard	58 73	222	A	Brown	73 77
												222	H	Brown	74 63
												233	A	UMass Lowell	70 56
												264	A	Delaware St.	77 51
												275	H	Niagara	82 59
												292	H	ETSU	71 43
												293	A	St. Bonaventure	70 42
												320	A	Albany (NY)	71 51
												325	H	NJIT	68 44
LAST 10 Division I															
222	A	Brown	73 77	15	A	Princeton	29 60								
66	A	Yale	51 65	66	H	Yale	67 74								
164	H	Dartmouth	65 67	222	H	Brown	74 63								
100	H	Harvard	58 73	125	H	Columbia	80 77								
55	A	Penn	41 63	125	A	Columbia	66 76								

Non-Div I Games:

Cornell

■ Loss,
 ■ Non-Conf, S Site,
 ■ Home
 ■ Away
 N Neutral

Average RPI Win:	261	WON-LOST	WINNING	LAST 10	STRENGTH OF	OPP. STRENGTH	TEAM	ADJ.	CONF.	ADJ CONF.
Average RPI Loss:	163	RECORD	PCT. RANK	GAMES	SCHEDULE	OF SCHEDULE	RPI	RPI	RPI	RPI
DIV. I ONLY	12- 13	188	7-3	183	315	183	183	25	25	
DIV. I NON-CONF.	2- 7	288	0	160	256	268	268	27	27	
TOTALS	RPI 1-25	RPI 26-50	W-L RECORDS	RPI 51-100	RPI 101-150	RPI 150+				
12- 13	0- 0	0- 1	OVERALL	0- 1	2- 4	10- 7				
6- 4	0- 0	0- 0	HOME	0- 0	1- 2	5- 2				
6- 9	0- 0	0- 1	AWAY	0- 1	1- 2	5- 5				
0- 0	0- 0	0- 0	NEUTRAL	0- 0	0- 0	0- 0				
2- 7	0- 0	0- 1	NON-CONFERENCE	0- 1	0- 2	2- 3				
1- 2	0- 0	0- 0	HOME	0- 0	0- 1	1- 1				
1- 5	0- 0	0- 1	AWAY	0- 1	0- 1	1- 2				
0- 0	0- 0	0- 0	NEUTRAL	0- 0	0- 0	0- 0				
10- 6	0- 0	0- 0	CONFERENCE	0- 0	2- 2	8- 4				
5- 2	0- 0	0- 0	HOME	0- 0	1- 1	4- 1				
5- 4	0- 0	0- 0	AWAY	0- 0	1- 1	4- 3				
0- 0	0- 0	0- 0	NEUTRAL	0- 0	0- 0	0- 0				

RPI S	Opponent	Score	RPI S	Opponent	Score	RPI S	Opponent	Score	RPI S	Opponent	Score	Team's RPI: 183
			31 A	Duke	57 93	87 A	Butler	52 74	109 A	Campbell	36 73	
									109 H	Campbell	66 68	
									126 H	Davidson	63 73	
									129 A	UNC Greensboro	70 82	
									143 A	Hampton	81 77	
									143 H	Hampton	74 59	
									181 A	American	48 56	
									187 A	Norfolk St.	58 72	
									193 A	Gardner-Webb	57 70	
									193 H	Gardner-Webb	46 62	
									200 A	Radford	64 63	
									200 H	Radford	68 58	
									248 A	UNC Asheville	60 76	
									253 H	Col. of Charleston	70 79	
									263 A	Longwood	76 69	
									272 A	Winthrop	63 69	
									272 H	Winthrop	94 61	
									292 H	ETSU	80 62	
									306 H	Presbyterian	60 55	
									314 A	N.C. Central	78 58	
									327 A	USC Upstate	81 45	
									327 H	USC Upstate	85 46	
									344 A	Charleston So.	84 70	
LAST 10 Division I												
			200 A	Radford	64 63		272 H	Winthrop	94 61			
			193 H	Gardner-Webb	46 62		193 A	Gardner-Webb	57 70			
			109 H	Campbell	66 68		143 A	Hampton	81 77			
			327 A	USC Upstate	81 45		306 H	Presbyterian	60 55			
			143 H	Hampton	74 59		263 A	Longwood	76 69			

Non-Div I Games:

High Point

 Loss,
 Non-Conf,
 S Site,
 Home
 Away
 N Neutral

Average RPI Win:	257	WON-LOST	WINNING	LAST 10	STRENGTH OF	OPP. STRENGTH	TEAM	ADJ.	CONF.	ADJ CONF.
Average RPI Loss:	144	RECORD	PCT. RANK	GAMES	SCHEDULE	OF SCHEDULE	RPI	RPI	RPI	RPI
DIV. I ONLY	16- 11	117	7-3	273	231	184	184	22	22	
DIV. I NON-CONF.	6- 5	151	0	309	163	218	218	19	19	
TOTALS	RPI 1-25	RPI 26-50	W-L RECORDS	RPI 51-100	RPI 101-150	RPI 150+				
16- 11	0- 1	0- 0	OVERALL	1- 3	1- 1	14- 6				
10- 4	0- 1	0- 0	HOME	1- 1	1- 0	8- 2				
5- 7	0- 0	0- 0	AWAY	0- 2	0- 1	5- 4				
1- 0	0- 0	0- 0	NEUTRAL	0- 0	0- 0	1- 0				
6- 5	0- 1	0- 0	NON-CONFERENCE	0- 2	0- 0	6- 2				
3- 2	0- 1	0- 0	HOME	0- 1	0- 0	3- 0				
2- 3	0- 0	0- 0	AWAY	0- 1	0- 0	2- 2				
1- 0	0- 0	0- 0	NEUTRAL	0- 0	0- 0	1- 0				
10- 6	0- 0	0- 0	CONFERENCE	1- 1	1- 1	8- 4				
7- 2	0- 0	0- 0	HOME	1- 0	1- 0	5- 2				
3- 4	0- 0	0- 0	AWAY	0- 1	0- 1	3- 2				
0- 0	0- 0	0- 0	NEUTRAL	0- 0	0- 0	0- 0				

RPI 1-25			
RPI	S	Opponent	Score
4	H	Louisville	57 85
RPI 26-50			
RPI	S	Opponent	Score
RPI 51-100			
RPI	S	Opponent	Score
53	A	IUPUI	61 89
53	H	IUPUI	65 62
58	A	Belmont	45 62
96	H	Saint Louis	42 67
RPI 101+			
RPI	S	Opponent	Score
145	A	Green Bay	44 65
145	H	Green Bay	63 43
155	A	Wright St.	69 79
155	H	Wright St.	55 63
191	A	Cleveland St.	62 66
191	H	Cleveland St.	68 73
236	A	Youngstown St.	59 55
236	H	Youngstown St.	75 56
239	A	Milwaukee	61 49
239	H	Milwaukee	61 37
243	H	Central Ark.	72 56
252	A	Lipscomb	69 71
255	N	Jacksonville St.	66 63
273	H	Wofford	80 72
279	A	Indiana St.	70 68
283	A	Eastern Ky.	62 69
286	H	Oakland	69 60
305	A	FIU	67 45
309	H	Omaha	57 40
333	H	Detroit Mercy	72 60
341	A	UIC	88 46
341	H	UIC	78 35
LAST 10 Division I			
155	A	Wright St.	69 79
53	H	IUPUI	65 62
341	H	UIC	78 35
236	A	Youngstown St.	59 55
191	A	Cleveland St.	62 66
145	H	Green Bay	63 43
239	H	Milwaukee	61 37
333	H	Detroit Mercy	72 60
286	H	Oakland	69 60
155	H	Wright St.	55 63

Non-Div I Games:

Northern Ky.

■ Loss, ■ Non-Conf, S Site, H Home A Away N Neutral

Average RPI Win:	230	WON-LOST	WINNING	LAST 10	STRENGTH OF	OPP. STRENGTH	TEAM	ADJ.	CONF.	ADJ CONF.
Average RPI Loss:	45	RECORD	PCT. RANK	GAMES	SCHEDULE	OF SCHEDULE	RPI	RPI	RPI	RPI
DIV. I ONLY	11- 16	231	1-9	93	42	185	185	2	2	
DIV. I NON-CONF.	9- 2	37	0	324	294	164	164	1	1	
TOTALS	RPI 1-25	RPI 26-50	W-L RECORDS	RPI 51-100	RPI 101-150	RPI 150+				
11- 16	0- 7	0- 5	OVERALL	1- 2	2- 2	8- 0				
9- 8	0- 4	0- 2	HOME	1- 1	1- 1	7- 0				
2- 8	0- 3	0- 3	AWAY	0- 1	1- 1	1- 0				
0- 0	0- 0	0- 0	NEUTRAL	0- 0	0- 0	0- 0				
9- 2	0- 0	0- 0	NON-CONFERENCE	0- 1	2- 1	7- 0				
8- 1	0- 0	0- 0	HOME	0- 1	1- 0	7- 0				
1- 1	0- 0	0- 0	AWAY	0- 0	1- 1	0- 0				
0- 0	0- 0	0- 0	NEUTRAL	0- 0	0- 0	0- 0				
2- 14	0- 7	0- 5	CONFERENCE	1- 1	0- 1	1- 0				
1- 7	0- 4	0- 2	HOME	1- 0	0- 1	0- 0				
1- 7	0- 3	0- 3	AWAY	0- 1	0- 0	1- 0				
0- 0	0- 0	0- 0	NEUTRAL	0- 0	0- 0	0- 0				

RPI	S	Opponent	Score	RPI	S	Opponent	Score	RPI	S	Opponent	Score	RPI	S	Opponent	Score	Team's RPI: 185
3	H	Maryland	60 79	36	A	Michigan	59 80	81	H	Minnesota	74 71	106	A	North Carolina	60 85	
10	H	Northwestern	50 77	42	A	Purdue	67 81	83	H	Illinois St.	58 74	124	H	Holy Cross	78 75	
12	A	Iowa	72 108	42	H	Purdue	58 70	86	A	Nebraska	58 80	132	A	Missouri	58 51	
17	A	Indiana	42 83	45	A	Rutgers	41 72					137	H	Wisconsin	64 73	
17	H	Indiana	54 59	45	H	Rutgers	51 75					177	H	Austin Peay	76 62	
23	A	Ohio St.	47 77									186	H	Merrimack	75 72	
23	H	Ohio St.	58 78									205	A	Penn St.	70 66	
												306	H	Presbyterian	71 52	
												318	H	Bryant	69 55	
												322	H	Evansville	59 44	
												335	H	Ark.-Pine Bluff	65 50	
												348	H	Chicago St.	96 66	
LAST 10 Division I																
86	A	Nebraska	58 80	23	H	Ohio St.	58 78									
36	A	Michigan	59 80	137	H	Wisconsin	64 73									
42	H	Purdue	58 70	45	A	Rutgers	41 72									
17	H	Indiana	54 59	3	H	Maryland	60 79									
205	A	Penn St.	70 66	23	A	Ohio St.	47 77									

Non-Div I Games:

Illinois

Average RPI Win: 276	WON-LOST	WINNING	LAST 10	STRENGTH OF	OPP. STRENGTH	TEAM	ADJ.	CONF.	ADJ CONF.
Average RPI Loss: 189	RECORD	PCT. RANK	GAMES	SCHEDULE	OF SCHEDULE	RPI	RPI	RPI	RPI
DIV. I ONLY	16- 8	71	8-2	323	333	186	186	30	30
DIV. I NON-CONF.	5- 4	140	0	240	219	170	170	30	30
TOTALS	RPI 1-25	RPI 26-50	W-L RECORDS	RPI 51-100	RPI 101-150	RPI 150+			
16- 8	0- 0	0- 0	OVERALL	0- 0	2- 4	14- 4			
9- 3	0- 0	0- 0	HOME	0- 0	1- 2	8- 1			
7- 5	0- 0	0- 0	AWAY	0- 0	1- 2	6- 3			
0- 0	0- 0	0- 0	NEUTRAL	0- 0	0- 0	0- 0			
5- 4	0- 0	0- 0	NON-CONFERENCE	0- 0	1- 2	4- 2			
3- 1	0- 0	0- 0	HOME	0- 0	0- 1	3- 0			
2- 3	0- 0	0- 0	AWAY	0- 0	1- 1	1- 2			
0- 0	0- 0	0- 0	NEUTRAL	0- 0	0- 0	0- 0			
11- 4	0- 0	0- 0	CONFERENCE	0- 0	1- 2	10- 2			
6- 2	0- 0	0- 0	HOME	0- 0	1- 1	5- 1			
5- 2	0- 0	0- 0	AWAY	0- 0	0- 1	5- 1			
0- 0	0- 0	0- 0	NEUTRAL	0- 0	0- 0	0- 0			

RPI 1-25				RPI 26-50				RPI 51-100				RPI 101+				Team's RPI: 186	
RPI	S	Opponent	Score	RPI	S	Opponent	Score	RPI	S	Opponent	Score	RPI	S	Opponent	Score		
												124	A	Holy Cross	42	68	
												128	H	Lehigh	68	72	
												131	A	Robert Morris	50	72	
												131	H	Robert Morris	62	68	
												146	A	Massachusetts	79	64	
												149	H	Mt. St. Mary's	76	55	
												164	A	Dartmouth	52	57	
												185	A	Illinois	72	75	
												222	A	Brown	72	57	
												233	H	UMass Lowell	73	50	
												251	A	Saint Francis (PA)	71	56	
												268	H	New Hampshire	64	54	
												287	H	Wagner	55	44	
												296	H	Vermont	78	53	
												303	H	St. Francis Brooklyn	80	54	
												310	A	Sacred Heart	60	63	
												310	H	Sacred Heart	59	45	
												317	A	Fairleigh Dickinson	84	66	
												317	H	Fairleigh Dickinson	62	51	
												318	A	Bryant	61	53	
												318	H	Bryant	78	66	
												336	A	LIU Brooklyn	66	63	
												336	H	LIU Brooklyn	60	68	
												349	A	Central Conn. St.	65	56	
LAST 10 Division I																	
				310	H	Sacred Heart	59	45	303	H	St. Francis Brooklyn	80	54				
				318	A	Bryant	61	53	336	H	LIU Brooklyn	60	68				
				287	H	Wagner	55	44	317	H	Fairleigh Dickinson	62	51				
				317	A	Fairleigh Dickinson	84	66	251	A	Saint Francis (PA)	71	56				
				336	A	LIU Brooklyn	66	63	131	A	Robert Morris	50	72				

Non-Div I Games: Eastern Nazarene 82 50 Fisher 81 42

Merrimack

Loss, Non-Conf, S Site, H Home A Away N Neutral

Average RPI Win: 251		WON-LOST	WINNING	LAST 10	STRENGTH OF	OPP. STRENGTH	TEAM	ADJ.	CONF.	ADJ CONF.
Average RPI Loss: 156		RECORD	PCT. RANK	GAMES	SCHEDULE	OF SCHEDULE	RPI	RPI	RPI	RPI
DIV. I ONLY		15- 9	89	8-2	289	288	187	187	29	29
DIV. I NON-CONF.		5- 7	205	0	101	189	173	173	29	29
TOTALS		RPI 1-25	RPI 26-50	W-L RECORDS	RPI 51-100	RPI 101-150	RPI 150+			
15- 9	0- 0		0- 0	OVERALL	0- 1	3- 5	12- 3			
8- 4	0- 0		0- 0	HOME	0- 0	1- 2	7- 2			
6- 4	0- 0		0- 0	AWAY	0- 0	1- 3	5- 1			
1- 1	0- 0		0- 0	NEUTRAL	0- 1	1- 0	0- 0			
5- 7	0- 0		0- 0	NON-CONFERENCE	0- 1	2- 4	3- 2			
2- 3	0- 0		0- 0	HOME	0- 0	0- 2	2- 1			
2- 3	0- 0		0- 0	AWAY	0- 0	1- 2	1- 1			
1- 1	0- 0		0- 0	NEUTRAL	0- 1	1- 0	0- 0			
10- 2	0- 0		0- 0	CONFERENCE	0- 0	1- 1	9- 1			
6- 1	0- 0		0- 0	HOME	0- 0	1- 0	5- 1			
4- 1	0- 0		0- 0	AWAY	0- 0	0- 1	4- 0			
0- 0	0- 0		0- 0	NEUTRAL	0- 0	0- 0	0- 0			

[illegible]

Non-Div I Games: Virginia-Lynchburg 123 48

Norfolk St.

Loss, Non-Conf, S Site, H Home A Away N Neutral

Quinnipiac

Through Games Of Feb. 22, 2020

Average RPI Win:	258	WON-LOST	WINNING	LAST 10	STRENGTH OF	OPP. STRENGTH	TEAM	ADJ.	CONF.	ADJ CONF.
Average RPI Loss:	122	RECORD	PCT. RANK	GAMES	SCHEDULE	OF SCHEDULE	RPI	RPI	RPI	RPI
DIV. I ONLY	12- 13	188	5-5	158	213	188	188	24	24	
DIV. I NON-CONF.	3- 6	235	0	52	47	175	175	25	25	
TOTALS	RPI 1-25	RPI 26-50	W-L RECORDS	RPI 51-100	RPI 101-150	RPI 150+				
12- 13	0- 1	0- 2	OVERALL	1- 5	0- 1	11- 4				
7- 6	0- 0	0- 1	HOME	1- 2	0- 1	6- 2				
5- 7	0- 1	0- 1	AWAY	0- 3	0- 0	5- 2				
0- 0	0- 0	0- 0	NEUTRAL	0- 0	0- 0	0- 0				
3- 6	0- 1	0- 2	NON-CONFERENCE	1- 2	0- 1	2- 0				
2- 3	0- 0	0- 1	HOME	1- 1	0- 1	1- 0				
1- 3	0- 1	0- 1	AWAY	0- 1	0- 0	1- 0				
0- 0	0- 0	0- 0	NEUTRAL	0- 0	0- 0	0- 0				
9- 7	0- 0	0- 0	CONFERENCE	0- 3	0- 0	9- 4				
5- 3	0- 0	0- 0	HOME	0- 1	0- 0	5- 2				
4- 4	0- 0	0- 0	AWAY	0- 2	0- 0	4- 2				
0- 0	0- 0	0- 0	NEUTRAL	0- 0	0- 0	0- 0				

RPI 1-25				RPI 26-50				RPI 51-100				RPI 101+ Team's RPI: 188			
RPI	S	Opponent	Score	RPI	S	Opponent	Score	RPI	S	Opponent	Score	RPI	S	Opponent	Score
3	A	Maryland	52 107	40	A	UCF	58 80	62	H	Bucknell	76 69	139	H	George Washington	67 78
				44	H	Drexel	62 66	64	A	Marist	60 73	206	A	Manhattan	62 77
								66	A	Yale	59 63	206	H	Manhattan	70 58
								90	A	Rider	59 75	207	H	Rhode Island	75 63
								90	H	Rider	62 68	226	A	Iona	67 63
								100	H	Harvard	68 77	226	H	Iona	71 75
												240	A	Fairfield	60 72
												240	H	Fairfield	76 62
												275	H	Niagara	71 61
												277	A	Siena	66 52
												277	H	Siena	60 68
												299	A	Monmouth	52 45
												299	H	Monmouth	60 53
												324	A	Saint Peter's	91 64
												339	H	Canisius	74 71
												347	A	Hartford	87 50
LAST 10 Division I															
240	A	Fairfield	60 72	299	A	Monmouth	52 45								
90	H	Rider	62 68	226	A	Iona	67 63								
275	H	Niagara	71 61	324	A	Saint Peter's	91 64								
206	A	Manhattan	62 77	240	H	Fairfield	76 62								
277	H	Siena	60 68	64	A	Marist	60 73								

Non-Div I Games:

Quinnipiac

Loss, Non-Conf, S Site, H Home A Away N Neutral

Average RPI Win:	206	WON-LOST	WINNING	LAST 10	STRENGTH OF	OPP. STRENGTH	TEAM	ADJ.	CONF.	ADJ CONF.
Average RPI Loss:	132	RECORD	PCT. RANK	GAMES	SCHEDULE	OF SCHEDULE	RPI	RPI	RPI	RPI
DIV. I ONLY	13- 14	183	4-6	182	114	189	189	9	9	
DIV. I NON-CONF.	9- 4	84	0	250	288	146	146	9	9	
TOTALS	RPI 1-25	RPI 26-50	W-L RECORDS	RPI 51-100	RPI 101-150	RPI 150+				
13- 14	0- 2	0- 2	OVERALL	2- 3	1- 1	10- 6				
8- 6	0- 1	0- 0	HOME	0- 2	1- 1	7- 2				
4- 7	0- 1	0- 1	AWAY	1- 1	0- 0	3- 4				
1- 1	0- 0	0- 1	NEUTRAL	1- 0	0- 0	0- 0				
9- 4	0- 0	0- 1	NON-CONFERENCE	2- 0	1- 1	6- 2				
5- 2	0- 0	0- 0	HOME	0- 0	1- 1	4- 1				
3- 1	0- 0	0- 0	AWAY	1- 0	0- 0	2- 1				
1- 1	0- 0	0- 1	NEUTRAL	1- 0	0- 0	0- 0				
4- 10	0- 2	0- 1	CONFERENCE	0- 3	0- 0	4- 4				
3- 4	0- 1	0- 0	HOME	0- 2	0- 0	3- 1				
1- 6	0- 1	0- 1	AWAY	0- 1	0- 0	1- 3				
0- 0	0- 0	0- 0	NEUTRAL	0- 0	0- 0	0- 0				

RPI 1-25				RPI 26-50				RPI 51-100				RPI 101+ Team's RPI: 189			
RPI	S	Opponent	Score	RPI	S	Opponent	Score	RPI	S	Opponent	Score	RPI	S	Opponent	Score
6	A	UConn	55 94	26	N	LSU	58 89	67	H	South Fla.	47 68	122	H	UAB	77 52
6	H	UConn	56 68	40	A	UCF	66 82	75	H	Cincinnati	66 73	139	H	George Washington	63 64
								91	A	Temple	64 78	159	A	Tulane	55 59
								94	N	Kansas St.	72 68	159	H	Tulane	64 62
								95	A	Southern Ill.	70 66	163	A	Wichita St.	69 60
												175	A	Toledo	83 76
												190	A	Little Rock	68 50
												192	A	Houston	65 75
												220	H	SMU	57 52
												247	A	East Carolina	65 71
												247	H	East Carolina	57 61
												258	H	Tulsa	63 44
												260	H	Alabama A&M	79 71
												262	H	Arkansas St.	78 50
												270	A	Louisiana Tech	74 83
												283	H	Eastern Ky.	60 63
												328	H	Alcorn	57 51
												351	H	Mississippi Val.	91 54
LAST 10 Division I															
				67	H	South Fla.	47 68	159	H	Tulane	64 62				
				91	A	Temple	64 78	258	H	Tulsa	63 44				
				247	H	East Carolina	57 61	247	A	East Carolina	65 71				
				163	A	Wichita St.	69 60	40	A	UCF	66 82				
				6	A	UConn	55 94	220	H	SMU	57 52				

Non-Div I Games:

Memphis

■ Loss,
 ■ Non-Conf,
 ■ S Site,
 ■ H Home
 ■ A Away
 N Neutral

Little Rock

Through Games Of Feb. 22, 2020

Average RPI Win:	269	WON-LOST	WINNING	LAST 10	STRENGTH OF	OPP. STRENGTH	TEAM	ADJ.	CONF.	ADJ CONF.
Average RPI Loss:	116	RECORD	PCT. RANK	GAMES	SCHEDULE	OF SCHEDULE	RPI	RPI	RPI	RPI
DIV. I ONLY	11- 15	223	6-4	137	178	190	190	21	21	
DIV. I NON-CONF.	2- 9	304	0	39	46	225	225	20	20	
TOTALS	RPI 1-25	RPI 26-50	W-L RECORDS	RPI 51-100	RPI 101-150	RPI 150+				
11- 15	0- 2	0- 4	OVERALL	0- 2	0- 2	11- 5				
6- 6	0- 0	0- 1	HOME	0- 1	0- 1	6- 3				
5- 9	0- 2	0- 3	AWAY	0- 1	0- 1	5- 2				
0- 0	0- 0	0- 0	NEUTRAL	0- 0	0- 0	0- 0				
2- 9	0- 2	0- 3	NON-CONFERENCE	0- 1	0- 0	2- 3				
2- 3	0- 0	0- 1	HOME	0- 0	0- 0	2- 2				
0- 6	0- 2	0- 2	AWAY	0- 1	0- 0	0- 1				
0- 0	0- 0	0- 0	NEUTRAL	0- 0	0- 0	0- 0				
9- 6	0- 0	0- 1	CONFERENCE	0- 1	0- 2	9- 2				
4- 3	0- 0	0- 0	HOME	0- 1	0- 1	4- 1				
5- 3	0- 0	0- 1	AWAY	0- 0	0- 1	5- 1				
0- 0	0- 0	0- 0	NEUTRAL	0- 0	0- 0	0- 0				

RPI 1-25				RPI 26-50				RPI 51-100				RPI 101+ Team's RPI: 190			
RPI	S	Opponent	Score	RPI	S	Opponent	Score	RPI	S	Opponent	Score	RPI	S	Opponent	Score
11	A	Mississippi St.	50 89	26	H	LSU	50 65	65	A	Rice	40 66	107	A	UT Arlington	58 65
13	A	Texas A&M	35 78	32	A	Western Ky.	58 77	73	H	Coastal Caro.	48 68	107	H	UT Arlington	46 62
				34	A	Arkansas	53 86					189	H	Memphis	50 68
				50	A	Troy	59 77					199	A	Fla. Atlantic	72 79
												204	A	Louisiana	59 44
												237	H	Appalachian St.	68 63
												243	H	Central Ark.	63 48
												249	A	South Alabama	69 58
												256	A	Texas St.	78 66
												256	H	Texas St.	47 50
												258	H	Tulsa	63 51
												262	H	Arkansas St.	67 58
												270	H	Louisiana Tech	38 43
												294	A	Ga. Southern	65 49
												294	H	Ga. Southern	58 46
												312	A	Georgia St.	43 58
												312	H	Georgia St.	66 46
												350	A	La.-Monroe	70 50
LAST 10 Division I															
				249	A	South Alabama	69 58	294	A	Ga. Southern	65 49				
				50	A	Troy	59 77	204	A	Louisiana	59 44				
				107	H	UT Arlington	46 62	237	H	Appalachian St.	68 63				
				256	H	Texas St.	47 50	350	A	La.-Monroe	70 50				
				312	A	Georgia St.	43 58	262	H	Arkansas St.	67 58				

Non-Div I Games:

Little Rock

Loss, Non-Conf, S Site, H Home A Away N Neutral

Average RPI Win:	275	WON-LOST	WINNING	LAST 10	STRENGTH OF	OPP. STRENGTH	TEAM	ADJ.	CONF.	ADJ CONF.
Average RPI Loss:	175	RECORD	PCT. RANK	GAMES	SCHEDULE	OF SCHEDULE	RPI	RPI	RPI	RPI
DIV. I ONLY	16- 8	71	5-5	347	259	191	191	22	22	
DIV. I NON-CONF.	8- 1	26	0	351	255	177	177	19	19	
TOTALS	RPI 1-25	RPI 26-50	W-L RECORDS	RPI 51-100	RPI 101-150	RPI 150+				
16- 8	0- 0	0- 0	OVERALL	0- 2	0- 1	16- 5				
6- 3	0- 0	0- 0	HOME	0- 1	0- 1	6- 1				
10- 5	0- 0	0- 0	AWAY	0- 1	0- 0	10- 4				
0- 0	0- 0	0- 0	NEUTRAL	0- 0	0- 0	0- 0				
8- 1	0- 0	0- 0	NON-CONFERENCE	0- 0	0- 0	8- 1				
1- 0	0- 0	0- 0	HOME	0- 0	0- 0	1- 0				
7- 1	0- 0	0- 0	AWAY	0- 0	0- 0	7- 1				
0- 0	0- 0	0- 0	NEUTRAL	0- 0	0- 0	0- 0				
8- 7	0- 0	0- 0	CONFERENCE	0- 2	0- 1	8- 4				
5- 3	0- 0	0- 0	HOME	0- 1	0- 1	5- 1				
3- 4	0- 0	0- 0	AWAY	0- 1	0- 0	3- 3				
0- 0	0- 0	0- 0	NEUTRAL	0- 0	0- 0	0- 0				

RPI 1-25			RPI 26-50			RPI 51-100			RPI 101+			Team's RPI: 191
RPI	S	Opponent	Score	RPI	S	Opponent	Score	RPI	S	Opponent	Score	
						53 IUPUI	48 58	145 Green Bay		54 74		
						53 IUPUI	53 78	151 Akron		66 62		
								155 Wright St.		62 78		
								155 Wright St.		73 75		
								184 Northern Ky.		73 68		
								184 Northern Ky.		66 62		
								236 Youngstown St.		72 84		
								236 Youngstown St.		60 52		
								239 Milwaukee		58 49		
								264 Delaware St.		57 49		
								266 Bowling Green		62 89		
								286 Oakland		79 58		
								286 Oakland		83 64		
								292 ETSU		62 54		
								293 St. Bonaventure		65 62		
								309 Omaha		79 66		
								323 Hofstra		61 51		
								333 Detroit Mercy		59 70		
								336 LIU Brooklyn		79 49		
								337 Western Caro.		68 61		
								341 UIC		83 43		
								341 UIC		84 44		
LAST 10 Division I												
						286 Oakland	83 64	53 IUPUI		48 58		
						236 Youngstown St.	72 84	145 Green Bay		54 74		
						155 Wright St.	73 75	239 Milwaukee		58 49		
						184 Northern Ky.	66 62	286 Oakland		79 58		
						341 UIC	83 43	333 Detroit Mercy		59 70		

Non-Div I Games: Davis & Elkins 110 41 Lake Erie 95 49

Cleveland St.

Loss, Non-Conf, S Site, Home Away N Neutral

Average RPI Win: 223	WON-LOST	WINNING	LAST 10	STRENGTH OF	OPP. STRENGTH	TEAM	ADJ.	CONF.	ADJ CONF.
Average RPI Loss: 104	RECORD	PCT. RANK	GAMES	SCHEDULE	OF SCHEDULE	RPI	RPI	RPI	RPI
DIV. I ONLY	12- 16	221	3-7	128	86	192	192	9	9
DIV. I NON-CONF.	7- 7	164	0	181	113	182	182	9	9
TOTALS	RPI 1-25	RPI 26-50	W-L RECORDS	RPI 51-100	RPI 101-150	RPI 150+			
12- 16	0- 2	0- 2	OVERALL	1- 8	0- 0	11- 4			
9- 4	0- 0	0- 2	HOME	1- 2	0- 0	8- 0			
1- 10	0- 2	0- 0	AWAY	0- 5	0- 0	1- 3			
2- 2	0- 0	0- 0	NEUTRAL	0- 1	0- 0	2- 1			
7- 7	0- 1	0- 1	NON-CONFERENCE	1- 3	0- 0	6- 2			
5- 1	0- 0	0- 1	HOME	1- 0	0- 0	4- 0			
0- 4	0- 1	0- 0	AWAY	0- 2	0- 0	0- 1			
2- 2	0- 0	0- 0	NEUTRAL	0- 1	0- 0	2- 1			
5- 9	0- 1	0- 1	CONFERENCE	0- 5	0- 0	5- 2			
4- 3	0- 0	0- 1	HOME	0- 2	0- 0	4- 0			
1- 6	0- 1	0- 0	AWAY	0- 3	0- 0	1- 2			
0- 0	0- 0	0- 0	NEUTRAL	0- 0	0- 0	0- 0			

RPI 1-25				RPI 26-50				RPI 51-100				RPI 101+ Team's RPI: 192			
RPI	S	Opponent	Score	RPI	S	Opponent	Score	RPI	S	Opponent	Score	RPI	S	Opponent	Score
6	A	UConn	51 91	33	H	FGCU	45 57	56	H	Oklahoma	85 69	159	A	Tulane	66 60
13	A	Texas A&M	43 72	40	H	UCF	49 67	67	A	South Fla.	45 74	163	H	Wichita St.	64 56
								75	A	Cincinnati	66 85	189	H	Memphis	75 65
								75	H	Cincinnati	65 74	201	H	Southern Miss.	75 60
								79	A	Georgia Tech	38 69	213	A	New Mexico	71 81
								82	A	Fordham	54 63	220	A	SMU	47 60
								91	A	Temple	75 76	220	H	SMU	55 53
								91	H	Temple	58 61	232	N	San Francisco	57 80
								93	N	Syracuse	62 87	234	H	Southeastern La.	78 65
												247	A	East Carolina	50 53
												247	H	East Carolina	72 63
												270	H	Louisiana Tech	67 53
												297	N	California Baptist	96 75
												316	H	Houston Baptist	82 60
												323	N	Hofstra	54 44
LAST 10 Division I															
220	A	SMU	47 60	220	H	SMU	55 53								
75	H	Cincinnati	65 74	159	A	Tulane	66 60								
91	A	Temple	75 76	67	A	South Fla.	45 74								
40	H	UCF	49 67	163	H	Wichita St.	64 56								
247	A	East Carolina	50 53	75	A	Cincinnati	66 85								

Non-Div I Games:

Houston

 Loss,
 Non-Conf,
 S Site,
 H Home
 A Away
N Neutral

Gardner-Webb

Through Games Of Feb. 22, 2020

Average RPI Win:	262	WON-LOST	WINNING	LAST 10	STRENGTH OF	OPP. STRENGTH	TEAM	ADJ.	CONF.	ADJ CONF.
Average RPI Loss:	173	RECORD	PCT. RANK	GAMES	SCHEDULE	OF SCHEDULE	RPI	RPI	RPI	RPI
DIV. I ONLY	15- 11	129	7-3	293	283	193	193	25	25	
DIV. I NON-CONF.	5- 4	140	0	237	212	168	168	27	27	
TOTALS	RPI 1-25	RPI 26-50	W-L RECORDS	RPI 51-100	RPI 101-150	RPI 150+				
15- 11	0- 0	0- 1	OVERALL	0- 2	1- 2	14- 6				
9- 3	0- 0	0- 0	HOME	0- 0	1- 0	8- 3				
6- 8	0- 0	0- 1	AWAY	0- 2	0- 2	6- 3				
0- 0	0- 0	0- 0	NEUTRAL	0- 0	0- 0	0- 0				
5- 4	0- 0	0- 1	NON-CONFERENCE	0- 2	0- 0	5- 1				
3- 1	0- 0	0- 0	HOME	0- 0	0- 0	3- 1				
2- 3	0- 0	0- 1	AWAY	0- 2	0- 0	2- 0				
0- 0	0- 0	0- 0	NEUTRAL	0- 0	0- 0	0- 0				
10- 7	0- 0	0- 0	CONFERENCE	0- 0	1- 2	9- 5				
6- 2	0- 0	0- 0	HOME	0- 0	1- 0	5- 2				
4- 5	0- 0	0- 0	AWAY	0- 0	0- 2	4- 3				
0- 0	0- 0	0- 0	NEUTRAL	0- 0	0- 0	0- 0				

RPI 1-25				RPI 26-50				RPI 51-100				RPI 101+				Team's RPI: 193	
RPI	S	Opponent	Score	RPI	S	Opponent	Score	RPI	S	Opponent	Score	RPI	S	Opponent	Score		
				29	A	Virginia Tech	65 87	51	A	Charlotte	49 74	109	A	Campbell	44 48		
								84	A	Georgia	56 84	143	A	Hampton	58 63		
												143	H	Hampton	70 59		
												176	H	Delaware	67 65		
												183	A	High Point	62 46		
												183	H	High Point	70 57		
												200	A	Radford	51 65		
												200	H	Radford	73 84		
												211	H	Furman	67 72		
												237	A	Appalachian St.	67 56		
												248	A	UNC Asheville	65 59		
												263	A	Longwood	70 80		
												263	H	Longwood	73 70		
												272	A	Winthrop	54 49		
												272	H	Winthrop	71 59		
												273	H	Wofford	67 53		
												306	A	Presbyterian	49 64		
												306	H	Presbyterian	53 56		
												327	H	USC Upstate	63 53		
												329	A	Mercer	65 62		
												337	H	Western Caro.	88 62		
												344	A	Charleston So.	79 52		
												344	H	Charleston So.	67 45		
LAST 10 Division I																	
				272	A	Winthrop	54 49	200	A	Radford	51 65						
				306	A	Presbyterian	49 64	344	H	Charleston So.	67 45						
				183	A	High Point	62 46	183	H	High Point	70 57						
				263	H	Longwood	73 70	200	H	Radford	73 84						
				143	H	Hampton	70 59	248	A	UNC Asheville	65 59						

Non-Div I Games:

Gardner-Webb

■ Loss,
 ■ Non-Conf,
 ■ S Site,
 ■ H Home
 ■ A Away
 N Neutral

Pepperdine

Through Games Of Feb. 22, 2020

Average RPI Win:	220	WON-LOST	WINNING	LAST 10	STRENGTH OF	OPP. STRENGTH	TEAM	ADJ.	CONF.	ADJ CONF.
Average RPI Loss:	129	RECORD	PCT. RANK	GAMES	SCHEDULE	OF SCHEDULE	RPI	RPI	RPI	RPI
DIV. I ONLY	12- 12	172	5-5	213	109	194	194	11	11	
DIV. I NON-CONF.	4- 4	164	0	305	201	239	239	11	11	
TOTALS	RPI 1-25	RPI 26-50	W-L RECORDS	RPI 51-100	RPI 101-150	RPI 150+				
12- 12	0- 2	0- 0	OVERALL	0- 1	2- 5	10- 4				
7- 6	0- 1	0- 0	HOME	0- 1	2- 1	5- 3				
5- 6	0- 1	0- 0	AWAY	0- 0	0- 4	5- 1				
0- 0	0- 0	0- 0	NEUTRAL	0- 0	0- 0	0- 0				
4- 4	0- 0	0- 0	NON-CONFERENCE	0- 0	0- 2	4- 2				
2- 2	0- 0	0- 0	HOME	0- 0	0- 0	2- 2				
2- 2	0- 0	0- 0	AWAY	0- 0	0- 2	2- 0				
0- 0	0- 0	0- 0	NEUTRAL	0- 0	0- 0	0- 0				
8- 8	0- 2	0- 0	CONFERENCE	0- 1	2- 3	6- 2				
5- 4	0- 1	0- 0	HOME	0- 1	2- 1	3- 1				
3- 4	0- 1	0- 0	AWAY	0- 0	0- 2	3- 1				
0- 0	0- 0	0- 0	NEUTRAL	0- 0	0- 0	0- 0				

RPI 1-25				RPI 26-50				RPI 51-100				RPI 101+ Team's RPI: 194			
RPI	S	Opponent	Score	RPI	S	Opponent	Score	RPI	S	Opponent	Score	RPI	S	Opponent	Score
14	A	Gonzaga	36 70					72	H	BYU	47 65	101	A	Washington St.	48 85
14	H	Gonzaga	50 64									102	A	Boise St.	74 76
												110	A	Pacific	63 64
												110	H	Pacific	59 54
												111	H	San Diego	73 57
												136	A	Portland	67 69
												136	H	Portland	62 64
												157	H	UC Davis	70 67
												167	A	Saint Mary's (CA)	78 85
												167	H	Saint Mary's (CA)	73 64
												198	H	Hawaii	51 52
												203	A	Santa Clara	79 61
												203	H	Santa Clara	79 71
												208	H	UNLV	44 69
												232	A	San Francisco	70 64
												232	H	San Francisco	82 70
												289	A	LMU (CA)	77 66
												289	H	LMU (CA)	77 84
												301	A	Eastern Wash.	53 52
												313	H	Cal Poly	63 53
												319	A	New Mexico St.	72 69
LAST 10 Division I															
14	H	Gonzaga	50 64	167	H	Saint Mary's (CA)	73 64								
136	H	Portland	62 64	110	H	Pacific	59 54								
289	A	LMU (CA)	77 66	136	A	Portland	67 69								
203	A	Santa Clara	79 61	14	A	Gonzaga	36 70								
232	A	San Francisco	70 64	289	H	LMU (CA)	77 84								

Non-Div I Games: Concordia (CA) 76 57 Cal St. L.A. 79 56

Pepperdine

Loss, Non-Conf, S Site, H Home A Away N Neutral

Chattanooga

Through Games Of Feb. 22, 2020

Average RPI Win:	233	WON-LOST	WINNING	LAST 10	STRENGTH OF	OPP. STRENGTH	TEAM	ADJ.	CONF.	ADJ CONF.
Average RPI Loss:	130	RECORD	PCT. RANK	GAMES	SCHEDULE	OF SCHEDULE	RPI	RPI	RPI	RPI
DIV. I ONLY	10- 17	253	7-3	96	204	195	195	26	26	
DIV. I NON-CONF.	1- 13	337	0	10	74	210	210	22	22	
TOTALS	RPI 1-25	RPI 26-50	W-L RECORDS	RPI 51-100	RPI 101-150	RPI 150+				
10- 17	0- 2	0- 4	OVERALL	0- 3	2- 2	8- 6				
5- 7	0- 0	0- 3	HOME	0- 0	1- 1	4- 3				
5- 10	0- 2	0- 1	AWAY	0- 3	1- 1	4- 3				
0- 0	0- 0	0- 0	NEUTRAL	0- 0	0- 0	0- 0				
1- 13	0- 2	0- 4	NON-CONFERENCE	0- 3	1- 1	0- 3				
0- 6	0- 0	0- 3	HOME	0- 0	0- 1	0- 2				
1- 7	0- 2	0- 1	AWAY	0- 3	1- 0	0- 1				
0- 0	0- 0	0- 0	NEUTRAL	0- 0	0- 0	0- 0				
9- 4	0- 0	0- 0	CONFERENCE	0- 0	1- 1	8- 3				
5- 1	0- 0	0- 0	HOME	0- 0	1- 0	4- 1				
4- 3	0- 0	0- 0	AWAY	0- 0	0- 1	4- 2				
0- 0	0- 0	0- 0	NEUTRAL	0- 0	0- 0	0- 0				

RPI	S	Opponent	Score	RPI	S	Opponent	Score	RPI	S	Opponent	Score	RPI	S	Opponent	Score	Team's RPI: 195
4	A	Louisville	37 86	42	H	Purdue	34 66	58	A	Belmont	50 63	105	A	Liberty	71 54	
20	A	NC State	38 74	47	A	UT Martin	51 78	75	A	Cincinnati	53 72	129	A	UNC Greensboro	41 49	
				49	H	Ohio	58 70	78	A	South Dakota St.	56 71	129	H	UNC Greensboro	74 59	
				50	H	Troy	51 90					143	H	Hampton	55 84	
												173	A	Samford	46 60	
												173	H	Samford	64 58	
												177	H	Austin Peay	49 50	
												211	A	Furman	69 63	
												211	H	Furman	60 52	
												224	H	Northern Colo.	42 59	
												273	A	Wofford	51 49	
												273	H	Wofford	80 76	
												283	A	Eastern Ky.	65 71	
												292	A	ETSU	91 82	
												329	A	Mercer	48 55	
												329	H	Mercer	58 52	
												337	A	Western Caro.	59 52	
												337	H	Western Caro.	53 61	
LAST 10 Division I																
173	H	Samford	64 58	129	H	UNC Greensboro	74 59									
329	H	Mercer	58 52	292	A	ETSU	91 82									
273	A	Wofford	51 49	329	A	Mercer	48 55									
211	A	Furman	69 63	173	A	Samford	46 60									
337	H	Western Caro.	53 61	211	H	Furman	60 52									

Non-Div I Games:

Chattanooga

Loss, Non-Conf, S Site, H Home A Away N Neutral

Average RPI Win:	255	WON-LOST	WINNING	LAST 10	STRENGTH OF	OPP. STRENGTH	TEAM	ADJ.	CONF.	ADJ CONF.
Average RPI Loss:	88	RECORD	PCT. RANK	GAMES	SCHEDULE	OF SCHEDULE	RPI	RPI	RPI	RPI
DIV. I ONLY	10- 15	237	3-7	168	98	196	196	10	10	
DIV. I NON-CONF.	6- 5	151	0	274	148	147	147	10	10	
TOTALS	RPI 1-25	RPI 26-50	W-L RECORDS	RPI 51-100	RPI 101-150	RPI 150+				
10- 15	0- 3	0- 2	OVERALL	0- 3	1- 4	9- 3				
5- 4	0- 1	0- 1	HOME	0- 0	1- 2	4- 0				
4- 10	0- 2	0- 1	AWAY	0- 3	0- 1	4- 3				
1- 1	0- 0	0- 0	NEUTRAL	0- 0	0- 1	1- 0				
6- 5	0- 1	0- 1	NON-CONFERENCE	0- 2	0- 1	6- 0				
2- 0	0- 0	0- 0	HOME	0- 0	0- 0	2- 0				
3- 4	0- 1	0- 1	AWAY	0- 2	0- 0	3- 0				
1- 1	0- 0	0- 0	NEUTRAL	0- 0	0- 1	1- 0				
4- 10	0- 2	0- 1	CONFERENCE	0- 1	1- 3	3- 3				
3- 4	0- 1	0- 1	HOME	0- 0	1- 2	2- 0				
1- 6	0- 1	0- 0	AWAY	0- 1	0- 1	1- 3				
0- 0	0- 0	0- 0	NEUTRAL	0- 0	0- 0	0- 0				

RPI	S	Opponent	Score	RPI	S	Opponent	Score	RPI	S	Opponent	Score	RPI	S	Opponent	Score	Team's RPI: 196
19	A	Central Mich.	70 76	38	A	Bradley	68 79	68	A	Ball St.	63 80	103	A	Kent St.	75 80	
19	H	Central Mich.	87 99	49	H	Ohio	70 84	75	A	Cincinnati	68 98	103	H	Kent St.	75 78	
21	A	DePaul	79 98					98	A	Miami (FL)	62 80	105	N	Liberty	53 65	
												141	H	Buffalo	72 86	
												147	H	Western Mich.	70 67	
												151	A	Akron	62 70	
												157	A	Eastern Mich.	53 80	
												175	H	Toledo	92 83	
												180	A	Northern Ill.	84 86	
												180	H	Northern Ill.	66 64	
												249	A	South Alabama	76 73	
												266	A	Bowling Green	80 59	
												283	A	Eastern Ky.	75 57	
												291	A	Pittsburgh	80 71	
												298	N	Prairie View	65 52	
												322	H	Evansville	72 64	
												341	H	UIC	85 35	
LAST 10 Division I																
103	A	Kent St.	75 80	147	H	Western Mich.	70 67									
49	H	Ohio	70 84	266	A	Bowling Green	80 59									
180	A	Northern Ill.	84 86	68	A	Ball St.	63 80									
19	H	Central Mich.	87 99	151	A	Akron	62 70									
175	H	Toledo	92 83	103	H	Kent St.	75 78									

Non-Div I Games: Tiffin 83 51

Miami (OH)

Average RPI Win:	273	WON-LOST	WINNING	LAST 10	STRENGTH OF	OPP. STRENGTH	TEAM	ADJ.	CONF.	ADJ CONF.
Average RPI Loss:	90	RECORD	PCT. RANK	GAMES	SCHEDULE	OF SCHEDULE	RPI	RPI	RPI	RPI
DIV. I ONLY	12- 12	172	7-3	223	159	197	197	19	19	
DIV. I NON-CONF.	3- 7	252	0	171	60	236	236	18	18	
TOTALS	RPI 1-25	RPI 26-50	W-L RECORDS	RPI 51-100	RPI 101-150	RPI 150+				
12- 12	0- 0	0- 5	OVERALL	0- 4	1- 1	11- 2				
8- 3	0- 0	0- 2	HOME	0- 1	1- 0	7- 0				
4- 7	0- 0	0- 3	AWAY	0- 2	0- 1	4- 1				
0- 2	0- 0	0- 0	NEUTRAL	0- 1	0- 0	0- 1				
3- 7	0- 0	0- 3	NON-CONFERENCE	0- 2	1- 1	2- 1				
2- 1	0- 0	0- 1	HOME	0- 0	1- 0	1- 0				
1- 4	0- 0	0- 2	AWAY	0- 1	0- 1	1- 0				
0- 2	0- 0	0- 0	NEUTRAL	0- 1	0- 0	0- 1				
9- 5	0- 0	0- 2	CONFERENCE	0- 2	0- 0	9- 1				
6- 2	0- 0	0- 1	HOME	0- 1	0- 0	6- 0				
3- 3	0- 0	0- 1	AWAY	0- 1	0- 0	3- 1				
0- 0	0- 0	0- 0	NEUTRAL	0- 0	0- 0	0- 0				

RPI S	Opponent	Score	RPI S	Opponent	Score	RPI S	Opponent	Score	RPI S	Opponent	Score	Team's RPI: 197
30	A Drake	75 94	78	A South Dakota St.	45 75	118	H Southeast Mo. St.	97 91				
35	A South Dakota	51 88	78	H South Dakota St.	48 89	132	A Missouri	89 97				
35	H South Dakota	65 96	83	A Illinois St.	65 78	214	N Eastern Ill.	52 60				
38	H Bradley	49 84	95	N Southern Ill.	65 79	215	H Oral Roberts	75 61				
42	A Purdue	59 66				218	A North Dakota	71 77				
						218	H North Dakota	91 74				
						250	H Denver	82 75				
						279	H Indiana St.	83 72				
						282	A North Dakota St.	79 78				
						282	H North Dakota St.	86 79				
						309	A Omaha	83 69				
						309	H Omaha	79 66				
						334	A Purdue Fort Wayne	83 74				
						334	H Purdue Fort Wayne	79 68				
						348	A Chicago St.	88 78				
LAST 10 Division I												
309	H Omaha	79 66	78	H South Dakota St.	48 89							
218	H North Dakota	91 74	218	A North Dakota	71 77							
35	A South Dakota	51 88	309	A Omaha	83 69							
334	A Purdue Fort Wayne	83 74	215	H Oral Roberts	75 61							
282	H North Dakota St.	86 79	250	H Denver	82 75							

Non-Div I Games: Culver-Stockton 82 76 Ill.-Springfield 91 51 Mo. Baptist 90 69

Western Ill.

Average RPI Win:	245	WON-LOST	WINNING	LAST 10	STRENGTH OF	OPP. STRENGTH	TEAM	ADJ.	CONF.	ADJ CONF.
Average RPI Loss:	162	RECORD	PCT. RANK	GAMES	SCHEDULE	OF SCHEDULE	RPI	RPI	RPI	RPI
DIV. I ONLY	13- 11	153	8-2	240	220	198	198	28	28	
DIV. I NON-CONF.	5- 7	205	0	136	75	192	192	26	26	
TOTALS	RPI 1-25	RPI 26-50	W-L RECORDS	RPI 51-100	RPI 101-150	RPI 150+				
13- 11	0- 2	1- 0	OVERALL	0- 1	1- 2	11- 6				
8- 5	0- 1	1- 0	HOME	0- 1	0- 1	7- 2				
5- 6	0- 1	0- 0	AWAY	0- 0	1- 1	4- 4				
0- 0	0- 0	0- 0	NEUTRAL	0- 0	0- 0	0- 0				
5- 7	0- 2	1- 0	NON-CONFERENCE	0- 1	1- 2	3- 2				
3- 4	0- 1	1- 0	HOME	0- 1	0- 1	2- 1				
2- 3	0- 1	0- 0	AWAY	0- 0	1- 1	1- 1				
0- 0	0- 0	0- 0	NEUTRAL	0- 0	0- 0	0- 0				
8- 4	0- 0	0- 0	CONFERENCE	0- 0	0- 0	8- 4				
5- 1	0- 0	0- 0	HOME	0- 0	0- 0	5- 1				
3- 3	0- 0	0- 0	AWAY	0- 0	0- 0	3- 3				
0- 0	0- 0	0- 0	NEUTRAL	0- 0	0- 0	0- 0				

RPI 1-25				RPI 26-50				RPI 51-100				RPI 101+ Team's RPI: 198			
RPI	S	Opponent	Score	RPI	S	Opponent	Score	RPI	S	Opponent	Score	RPI	S	Opponent	Score
16	A	Oregon St.	32 64	48	H	Texas	73 60	55	H	Penn	55 70	123	A	Idaho	52 67
20	H	NC State	59 68									133	A	Washington	62 50
												142	H	Texas Southern	57 74
												157	A	UC Davis	49 62
												157	H	UC Davis	48 65
												194	A	Pepperdine	52 51
												231	H	Cal St. Fullerton	79 72
												246	H	San Diego St.	61 58
												257	A	UC Santa Barbara	63 51
												259	H	North Texas	60 66
												280	A	CSUN	54 58
												280	H	CSUN	70 66
												285	A	Long Beach St.	55 62
												285	H	Long Beach St.	68 44
												288	H	UC Irvine	94 70
												289	A	LMU (CA)	51 65
												300	A	UC Riverside	65 59
												300	H	UC Riverside	80 57
												311	H	UTSA	62 50
												313	A	Cal Poly	59 46
LAST 10 Division I															
				157	H	UC Davis	48 65	288	H	UC Irvine	94 70				
				280	H	CSUN	70 66	300	A	UC Riverside	65 59				
				257	A	UC Santa Barbara	63 51	285	A	Long Beach St.	55 62				
				313	A	Cal Poly	59 46	231	H	Cal St. Fullerton	79 72				
				285	H	Long Beach St.	68 44	300	H	UC Riverside	80 57				

Non-Div I Games: Hope Int'l 86 49

Hawaii

Average RPI Win:	240	WON-LOST	WINNING	LAST 10	STRENGTH OF	OPP. STRENGTH	TEAM	ADJ.	CONF.	ADJ CONF.
Average RPI Loss:	110	RECORD	PCT. RANK	GAMES	SCHEDULE	OF SCHEDULE	RPI	RPI	RPI	RPI
DIV. I ONLY	12- 14	194	4-6	153	142	199	199	13	13	
DIV. I NON-CONF.	6- 5	151	0	207	185	184	184	16	16	
TOTALS	RPI 1-25	RPI 26-50	W-L RECORDS	RPI 51-100	RPI 101-150	RPI 150+				
12- 14	0- 1	0- 3	OVERALL	1- 3	2- 3	9- 4				
8- 7	0- 0	0- 2	HOME	1- 2	0- 1	7- 2				
4- 7	0- 1	0- 1	AWAY	0- 1	2- 2	2- 2				
0- 0	0- 0	0- 0	NEUTRAL	0- 0	0- 0	0- 0				
6- 5	0- 1	0- 0	NON-CONFERENCE	0- 1	2- 2	4- 1				
4- 3	0- 0	0- 0	HOME	0- 1	0- 1	4- 1				
2- 2	0- 1	0- 0	AWAY	0- 0	2- 1	0- 0				
0- 0	0- 0	0- 0	NEUTRAL	0- 0	0- 0	0- 0				
6- 9	0- 0	0- 3	CONFERENCE	1- 2	0- 1	5- 3				
4- 4	0- 0	0- 2	HOME	1- 1	0- 0	3- 1				
2- 5	0- 0	0- 1	AWAY	0- 1	0- 1	2- 2				
0- 0	0- 0	0- 0	NEUTRAL	0- 0	0- 0	0- 0				

RPI	S	Opponent	Score	RPI	S	Opponent	Score	RPI	S	Opponent	Score	RPI	S	Opponent	Score	Team's RPI: 199
12	A	Iowa	53 85	28	H	Old Dominion	63 75	51	H	Charlotte	65 44	112	A	Richmond	55 57	
				32	A	Western Ky.	59 68	60	A	Middle Tenn.	66 81	121	H	Kansas	60 90	
				32	H	Western Ky.	56 69	65	H	Rice	69 78	122	A	UAB	73 92	
								100	H	Harvard	51 65	143	A	Hampton	64 63	
												147	A	Western Mich.	80 79	
												190	H	Little Rock	79 72	
												201	H	Southern Miss.	67 71	
												211	H	Furman	63 69	
												221	A	UTEP	65 96	
												229	A	Marshall	75 85	
												259	H	North Texas	84 78	
												269	H	Loyola Maryland	72 61	
												270	H	Louisiana Tech	77 75	
												277	H	Siena	83 39	
												305	A	FIU	64 61	
												305	H	FIU	54 42	
												311	A	UTSA	80 53	
												349	H	Central Conn. St.	72 54	
LAST 10 Division I																
				32	H	Western Ky.	56 69	229	A	Marshall	75 85					
				305	H	FIU	54 42	32	A	Western Ky.	59 68					
				270	H	Louisiana Tech	77 75	28	H	Old Dominion	63 75					
				201	H	Southern Miss.	67 71	51	H	Charlotte	65 44					
				305	A	FIU	64 61	122	A	UAB	73 92					

Non-Div I Games:

Fla. Atlantic

Average RPI Win: 274	WON-LOST	WINNING	LAST 10	STRENGTH OF	OPP. STRENGTH	TEAM	ADJ.	CONF.	ADJ CONF.
Average RPI Loss: 146	RECORD	PCT. RANK	GAMES	SCHEDULE	OF SCHEDULE	RPI	RPI	RPI	RPI
DIV. I ONLY	13- 12	167	8-2	265	257	200	200	25	25
DIV. I NON-CONF.	2- 7	288	0	265	82	271	271	27	27
TOTALS	RPI 1-25	RPI 26-50	W-L RECORDS	RPI 51-100	RPI 101-150	RPI 150+			
13- 12	0- 1	0- 0	OVERALL	0- 2	1- 4	12- 5			
5- 5	0- 0	0- 0	HOME	0- 0	0- 2	5- 3			
8- 7	0- 1	0- 0	AWAY	0- 2	1- 2	7- 2			
0- 0	0- 0	0- 0	NEUTRAL	0- 0	0- 0	0- 0			
2- 7	0- 1	0- 0	NON-CONFERENCE	0- 2	0- 2	2- 2			
0- 2	0- 0	0- 0	HOME	0- 0	0- 1	0- 1			
2- 5	0- 1	0- 0	AWAY	0- 2	0- 1	2- 1			
0- 0	0- 0	0- 0	NEUTRAL	0- 0	0- 0	0- 0			
11- 5	0- 0	0- 0	CONFERENCE	0- 0	1- 2	10- 3			
5- 3	0- 0	0- 0	HOME	0- 0	0- 1	5- 2			
6- 2	0- 0	0- 0	AWAY	0- 0	1- 1	5- 1			
0- 0	0- 0	0- 0	NEUTRAL	0- 0	0- 0	0- 0			

RPI 1-25				RPI 26-50				RPI 51-100				RPI 101+ Team's RPI: 200			
RPI	S	Opponent	Score	RPI	S	Opponent	Score	RPI	S	Opponent	Score	RPI	S	Opponent	Score
23	A	Ohio St.	57 70					57	A	West Virginia	37 74	109	A	Campbell	48 42
								80	A	Alabama	51 85	109	H	Campbell	32 43
												117	A	Vanderbilt	46 80
												143	A	Hampton	48 51
												149	H	Mt. St. Mary's	58 75
												181	H	American	55 59
												183	A	High Point	58 68
												183	H	High Point	63 64
												193	A	Gardner-Webb	84 73
												193	H	Gardner-Webb	65 51
												248	H	UNC Asheville	50 63
												263	A	Longwood	62 61
												263	H	Longwood	88 76
												272	H	Winthrop	54 53
												276	A	Morehead St.	62 73
												292	A	ETSU	67 43
												306	A	Presbyterian	65 39
												306	H	Presbyterian	54 42
												327	A	USC Upstate	57 41
												344	A	Charleston So.	64 40
												344	H	Charleston So.	72 35
												346	A	South Carolina St.	60 45
LAST 10 Division I															
183	H	High Point	63 64	306	A	Presbyterian	65 39								
263	H	Longwood	88 76	109	H	Campbell	32 43								
109	A	Campbell	48 42	193	A	Gardner-Webb	84 73								
344	A	Charleston So.	64 40	327	A	USC Upstate	57 41								
193	H	Gardner-Webb	65 51	272	H	Winthrop	54 53								

Non-Div I Games:

Radford

Average RPI Win:	265	WON-LOST	WINNING	LAST 10	STRENGTH OF	OPP. STRENGTH	TEAM	ADJ.	CONF.	ADJ CONF.
Average RPI Loss:	102	RECORD	PCT. RANK	GAMES	SCHEDULE	OF SCHEDULE	RPI	RPI	RPI	RPI
DIV. I ONLY	12- 12	172	3-7	197	162	201	201	13	13	
DIV. I NON-CONF.	6- 3	90	0	314	230	200	200	16	16	
TOTALS	RPI 1-25	RPI 26-50	W-L RECORDS	RPI 51-100	RPI 101-150	RPI 150+				
12- 12	0- 1	0- 2	OVERALL	0- 4	1- 1	11- 4				
7- 7	0- 0	0- 1	HOME	0- 2	1- 1	6- 3				
5- 5	0- 1	0- 1	AWAY	0- 2	0- 0	5- 1				
0- 0	0- 0	0- 0	NEUTRAL	0- 0	0- 0	0- 0				
6- 3	0- 1	0- 0	NON-CONFERENCE	0- 0	1- 0	5- 2				
5- 1	0- 0	0- 0	HOME	0- 0	1- 0	4- 1				
1- 2	0- 1	0- 0	AWAY	0- 0	0- 0	1- 1				
0- 0	0- 0	0- 0	NEUTRAL	0- 0	0- 0	0- 0				
6- 9	0- 0	0- 2	CONFERENCE	0- 4	0- 1	6- 2				
2- 6	0- 0	0- 1	HOME	0- 2	0- 1	2- 2				
4- 3	0- 0	0- 1	AWAY	0- 2	0- 0	4- 0				
0- 0	0- 0	0- 0	NEUTRAL	0- 0	0- 0	0- 0				

RPI 1-25				RPI 26-50				RPI 51-100				RPI 101+ Team's RPI: 201				
RPI	S	Opponent	Score	RPI	S	Opponent	Score	RPI	S	Opponent	Score	RPI	S	Opponent	Score	
11	A	Mississippi St.	58 91	28	A	Old Dominion	50 67	51	A	Charlotte	59 63	104	H	VCU	51 39	
				32	H	Western Ky.	65 81	51	H	Charlotte	55 59	122	H	UAB	68 74	
								60	H	Middle Tenn.	69 77	159	H	Tulane	58 62	
								65	A	Rice	64 75	192	A	Houston	60 75	
												199	A	Fla. Atlantic	71 67	
												221	H	UTEP	72 89	
												229	H	Marshall	65 80	
												234	H	Southeastern La.	62 54	
												249	H	South Alabama	62 55	
												259	A	North Texas	65 57	
												270	A	Louisiana Tech	63 61	
												270	H	Louisiana Tech	66 60	
												278	H	Ole Miss	59 53	
												305	A	FIU	58 53	
												311	H	UTSA	82 65	
												350	A	La.-Monroe	57 42	
												351	H	Mississippi Val.	84 80	
LAST 10 Division I																
		51	H	Charlotte			55	59			229	H	Marshall		65	80
		270	A	Louisiana Tech			63	61			51	A	Charlotte		59	63
		305	A	FIU			58	53			28	A	Old Dominion		50	67
		199	A	Fla. Atlantic			71	67			60	H	Middle Tenn.		69	77
		32	H	Western Ky.			65	81			122	H	UAB		68	74

Non-Div I Games: Faulkner 71 59 William Carey 77 47

Southern Miss.

Wyoming

Through Games Of Feb. 22, 2020

Average RPI Win:	244	WON-LOST	WINNING	LAST 10	STRENGTH OF	OPP. STRENGTH	TEAM	ADJ.	CONF.	ADJ CONF.
Average RPI Loss:	160	RECORD	PCT. RANK	GAMES	SCHEDULE	OF SCHEDULE	RPI	RPI	RPI	RPI
DIV. I ONLY	13- 11	153	7-3	252	196	202	202	17	17	
DIV. I NON-CONF.	3- 5	224	0	225	209	266	266	21	21	
TOTALS	RPI 1-25	RPI 26-50	W-L RECORDS	RPI 51-100	RPI 101-150	RPI 150+				
13- 11	0- 1	0- 0	OVERALL	0- 3	1- 1	12- 6				
8- 5	0- 1	0- 0	HOME	0- 1	1- 0	7- 3				
5- 6	0- 0	0- 0	AWAY	0- 2	0- 1	5- 3				
0- 0	0- 0	0- 0	NEUTRAL	0- 0	0- 0	0- 0				
3- 5	0- 1	0- 0	NON-CONFERENCE	0- 2	0- 0	3- 2				
2- 3	0- 1	0- 0	HOME	0- 1	0- 0	2- 1				
1- 2	0- 0	0- 0	AWAY	0- 1	0- 0	1- 1				
0- 0	0- 0	0- 0	NEUTRAL	0- 0	0- 0	0- 0				
10- 6	0- 0	0- 0	CONFERENCE	0- 1	1- 1	9- 4				
6- 2	0- 0	0- 0	HOME	0- 0	1- 0	5- 2				
4- 4	0- 0	0- 0	AWAY	0- 1	0- 1	4- 2				
0- 0	0- 0	0- 0	NEUTRAL	0- 0	0- 0	0- 0				

RPI 1-25				RPI 26-50				RPI 51-100				RPI 101+ Team's RPI: 202			
RPI	S	Opponent	Score	RPI	S	Opponent	Score	RPI	S	Opponent	Score	RPI	S	Opponent	Score
14	H	Gonzaga	54 65					69	A	Fresno St.	59 89	102	A	Boise St.	48 67
								78	A	South Dakota St.	40 67	102	H	Boise St.	73 68
								92	H	Colorado	56 66	160	H	San Jose St.	80 45
												167	H	Saint Mary's (CA)	69 67
												208	A	UNLV	53 65
												213	A	New Mexico	73 66
												213	H	New Mexico	71 74
												224	H	Northern Colo.	44 46
												238	H	Nevada	83 59
												246	A	San Diego St.	60 67
												246	H	San Diego St.	81 67
												250	A	Denver	57 71
												265	A	Colorado St.	43 40
												265	H	Colorado St.	49 56
												281	A	Utah St.	65 54
												281	H	Utah St.	64 45
												282	A	North Dakota St.	66 57
												290	A	Air Force	65 63
												290	H	Air Force	68 52
												351	H	Mississippi Val.	95 22
LAST 10 Division I															
290	H	Air Force	68 52	160	H	San Jose St.	80 45								
281	H	Utah St.	64 45	281	A	Utah St.	65 54								
265	A	Colorado St.	43 40	246	H	San Diego St.	81 67								
213	H	New Mexico	71 74	69	A	Fresno St.	59 89								
102	A	Boise St.	48 67	238	H	Nevada	83 59								

Non-Div I Games: Colo. Christian 70 31

Wyoming

■ Loss,
 ■ Non-Conf, S Site,
 ■ Home
 ■ Away
 N Neutral

Santa Clara

Through Games Of Feb. 22, 2020

Average RPI Win:	175	WON-LOST	WINNING	LAST 10	STRENGTH OF	OPP. STRENGTH	TEAM	ADJ.	CONF.	ADJ CONF.
Average RPI Loss:	133	RECORD	PCT. RANK	GAMES	SCHEDULE	OF SCHEDULE	RPI	RPI	RPI	RPI
DIV. I ONLY	9- 17	266	2-8	81	124	203	203	11	11	
DIV. I NON-CONF.	5- 5	164	0	56	187	98	98	11	11	
TOTALS	RPI 1-25	RPI 26-50	W-L RECORDS	RPI 51-100	RPI 101-150	RPI 150+				
9- 17	0- 4	0- 0	OVERALL	1- 2	2- 4	6- 7				
5- 7	0- 1	0- 0	HOME	1- 1	2- 1	2- 4				
3- 9	0- 3	0- 0	AWAY	0- 1	0- 3	3- 2				
1- 1	0- 0	0- 0	NEUTRAL	0- 0	0- 0	1- 1				
5- 5	0- 2	0- 0	NON-CONFERENCE	1- 0	0- 1	4- 2				
2- 1	0- 0	0- 0	HOME	1- 0	0- 0	1- 1				
2- 3	0- 2	0- 0	AWAY	0- 0	0- 1	2- 0				
1- 1	0- 0	0- 0	NEUTRAL	0- 0	0- 0	1- 1				
4- 12	0- 2	0- 0	CONFERENCE	0- 2	2- 3	2- 5				
3- 6	0- 1	0- 0	HOME	0- 1	2- 1	1- 3				
1- 6	0- 1	0- 0	AWAY	0- 1	0- 2	1- 2				
0- 0	0- 0	0- 0	NEUTRAL	0- 0	0- 0	0- 0				

RPI	S	Opponent	Score	RPI	S	Opponent	Score	RPI	S	Opponent	Score	RPI	S	Opponent	Score	Team's RPI: 203
9	A	Missouri St.	64 71					69	H	Fresno St.	90 66	110	H	Pacific	75 65	
14	A	Gonzaga	46 53					72	A	BYU	48 71	111	A	San Diego	47 50	
14	H	Gonzaga	52 67					72	H	BYU	51 60	111	H	San Diego	78 66	
22	A	Arizona	52 65									134	A	California	65 69	
												136	A	Portland	62 84	
												136	H	Portland	77 80	
												157	A	UC Davis	62 61	
												160	H	San Jose St.	89 81	
												165	N	Montana	68 58	
												167	H	Saint Mary's (CA)	87 95	
												176	N	Delaware	80 81	
												194	A	Pepperdine	71 79	
												194	H	Pepperdine	61 79	
												232	A	San Francisco	80 72	
												232	H	San Francisco	66 72	
												280	A	CSUN	76 55	
												285	H	Long Beach St.	46 54	
												289	A	LMU (CA)	59 75	
												289	H	LMU (CA)	76 60	
LAST 10 Division I																
111	H	San Diego	78 66	289	H	LMU (CA)	76 60									
72	H	BYU	51 60	232	H	San Francisco	66 72									
14	A	Gonzaga	46 53	72	A	BYU	48 71									
136	A	Portland	62 84	111	A	San Diego	47 50									
194	H	Pepperdine	61 79	136	H	Portland	77 80									

Non-Div I Games: UC Santa Cruz 109 51

Santa Clara

Loss, Non-Conf, S Site, H Home A Away N Neutral

Louisiana

Through Games Of Feb. 22, 2020

Average RPI Win:	262	WON-LOST	WINNING	LAST 10	STRENGTH OF	OPP. STRENGTH	TEAM	ADJ.	CONF.	ADJ CONF.
Average RPI Loss:	178	RECORD	PCT. RANK	GAMES	SCHEDULE	OF SCHEDULE	RPI	RPI	RPI	RPI
DIV. I ONLY	13- 10	141	5-5	307	266	204	204	21	21	
DIV. I NON-CONF.	5- 4	140	0	242	246	149	149	20	20	
TOTALS	RPI 1-25	RPI 26-50	W-L RECORDS	RPI 51-100	RPI 101-150	RPI 150+				
13- 10	0- 1	1- 1	OVERALL	0- 0	0- 1	12- 7				
6- 4	0- 1	0- 1	HOME	0- 0	0- 0	6- 2				
7- 6	0- 0	1- 0	AWAY	0- 0	0- 1	6- 5				
0- 0	0- 0	0- 0	NEUTRAL	0- 0	0- 0	0- 0				
5- 4	0- 1	0- 0	NON-CONFERENCE	0- 0	0- 0	5- 3				
2- 1	0- 1	0- 0	HOME	0- 0	0- 0	2- 0				
3- 3	0- 0	0- 0	AWAY	0- 0	0- 0	3- 3				
0- 0	0- 0	0- 0	NEUTRAL	0- 0	0- 0	0- 0				
8- 6	0- 0	1- 1	CONFERENCE	0- 0	0- 1	7- 4				
4- 3	0- 0	0- 1	HOME	0- 0	0- 0	4- 2				
4- 3	0- 0	1- 0	AWAY	0- 0	0- 1	3- 2				
0- 0	0- 0	0- 0	NEUTRAL	0- 0	0- 0	0- 0				

RPI 1-25			RPI 26-50			RPI 51-100			RPI 101+			Team's RPI: 204
RPI	S	Opponent	Score	RPI	S	Opponent	Score	RPI	S	Opponent	Score	
11	H	Mississippi St.	48 64	50	A	Troy	79 73	107	A	UT Arlington	52 79	
				50	H	Troy	64 67	153	A	Jackson St.	54 65	
								154	A	Sam Houston St.	73 77	
								156	A	New Orleans	65 60	
								190	H	Little Rock	44 59	
								234	H	Southeastern La.	60 50	
								249	A	South Alabama	63 78	
								249	H	South Alabama	73 68	
								256	A	Texas St.	73 67	
								259	A	North Texas	66 69	
								262	H	Arkansas St.	83 43	
								271	A	Lamar University	74 63	
								278	A	Ole Miss	53 42	
								294	A	Ga. Southern	67 83	
								294	H	Ga. Southern	72 60	
								312	A	Georgia St.	75 65	
								312	H	Georgia St.	53 61	
								343	H	McNeese	75 55	
								350	A	La.-Monroe	62 49	
								350	H	La.-Monroe	68 55	
LAST 10 Division I												
350	A	La.-Monroe	62 49	190	H	Little Rock	44 59					
294	H	Ga. Southern	72 60	350	H	La.-Monroe	68 55					
312	H	Georgia St.	53 61	262	H	Arkansas St.	83 43					
50	H	Troy	64 67	256	A	Texas St.	73 67					
249	A	South Alabama	63 78	107	A	UT Arlington	52 79					

Non-Div I Games: Loyola (LA) 67 51 Xavier (LA) 62 49

Louisiana

Loss, Non-Conf, S Site, H Home A Away N Neutral

Average RPI Win:	209	WON-LOST	WINNING	LAST 10	STRENGTH OF	OPP. STRENGTH	TEAM	ADJ.	CONF.	ADJ CONF.
Average RPI Loss:	77	RECORD	PCT. RANK	GAMES	SCHEDULE	OF SCHEDULE	RPI	RPI	RPI	RPI
DIV. I ONLY	7- 20	305	0-10	34	54	205	205	2	2	
DIV. I NON-CONF.	6- 5	151	0	216	268	214	214	1	1	
TOTALS	RPI 1-25	RPI 26-50	W-L RECORDS	RPI 51-100	RPI 101-150	RPI 150+				
7- 20	0- 8	0- 4	OVERALL	2- 3	0- 1	5- 4				
5- 10	0- 4	0- 1	HOME	2- 2	0- 0	3- 3				
1- 9	0- 4	0- 3	AWAY	0- 1	0- 1	1- 0				
1- 1	0- 0	0- 0	NEUTRAL	0- 0	0- 0	1- 1				
6- 5	0- 1	0- 0	NON-CONFERENCE	1- 1	0- 0	5- 3				
4- 3	0- 0	0- 0	HOME	1- 1	0- 0	3- 2				
1- 1	0- 1	0- 0	AWAY	0- 0	0- 0	1- 0				
1- 1	0- 0	0- 0	NEUTRAL	0- 0	0- 0	1- 1				
1- 15	0- 7	0- 4	CONFERENCE	1- 2	0- 1	0- 1				
1- 7	0- 4	0- 1	HOME	1- 1	0- 0	0- 1				
0- 8	0- 3	0- 3	AWAY	0- 1	0- 1	0- 0				
0- 0	0- 0	0- 0	NEUTRAL	0- 0	0- 0	0- 0				

RPI	S	Opponent	Score	RPI	S	Opponent	Score	RPI	S	Opponent	Score	RPI	S	Opponent	Score	Team's RPI: 205
3	H	Maryland	69 106	36	A	Michigan	48 82	71	H	Michigan St.	86 73	137	A	Wisconsin	65 71	
10	A	Northwestern	59 85	42	A	Purdue	68 81	81	H	Minnesota	74 81	170	A	Towson	73 67	
10	H	Northwestern	59 82	45	A	Rutgers	39 72	82	H	Fordham	72 59	172	H	La Salle	67 69	
12	A	Iowa	57 100	45	H	Rutgers	57 62	86	A	Nebraska	58 75	185	H	Illinois	66 70	
12	H	Iowa	66 77					90	H	Rider	70 78	223	H	Clemson	68 55	
15	A	Princeton	55 72									230	H	George Mason	68 78	
17	H	Indiana	60 76									285	N	Long Beach St.	56 64	
23	A	Ohio St.	70 80									291	H	Pittsburgh	78 73	
												310	H	Sacred Heart	88 65	
												314	N	N.C. Central	92 68	
LAST 10 Division I																
12	A	Iowa	57 100	10	H	Northwestern	59 82									
3	H	Maryland	69 106	12	H	Iowa	66 77									
86	A	Nebraska	58 75	42	A	Purdue	68 81									
185	H	Illinois	66 70	17	H	Indiana	60 76									
45	A	Rutgers	39 72	10	A	Northwestern	59 85									

Non-Div I Games:

Penn St.

■ Loss,
 ■ Non-Conf,
 ■ S Site,
 ■ H Home
 ■ A Away
 N Neutral

Average RPI Win:	279	WON-LOST	WINNING	LAST 10	STRENGTH OF	OPP. STRENGTH	TEAM	ADJ.	CONF.	ADJ CONF.
Average RPI Loss:	137	RECORD	PCT. RANK	GAMES	SCHEDULE	OF SCHEDULE	RPI	RPI	RPI	RPI
DIV. I ONLY	12- 14	194	5-5	180	282	206	206	24	24	
DIV. I NON-CONF.	3- 6	235	0	92	231	205	205	25	25	
TOTALS	RPI 1-25	RPI 26-50	W-L RECORDS	RPI 51-100	RPI 101-150	RPI 150+				
12- 14	0- 0	0- 0	OVERALL	0- 8	0- 1	12- 5				
7- 5	0- 0	0- 0	HOME	0- 3	0- 1	7- 1				
5- 9	0- 0	0- 0	AWAY	0- 5	0- 0	5- 4				
0- 0	0- 0	0- 0	NEUTRAL	0- 0	0- 0	0- 0				
3- 6	0- 0	0- 0	NON-CONFERENCE	0- 4	0- 1	3- 1				
2- 2	0- 0	0- 0	HOME	0- 1	0- 1	2- 0				
1- 4	0- 0	0- 0	AWAY	0- 3	0- 0	1- 1				
0- 0	0- 0	0- 0	NEUTRAL	0- 0	0- 0	0- 0				
9- 8	0- 0	0- 0	CONFERENCE	0- 4	0- 0	9- 4				
5- 3	0- 0	0- 0	HOME	0- 2	0- 0	5- 1				
4- 5	0- 0	0- 0	AWAY	0- 2	0- 0	4- 3				
0- 0	0- 0	0- 0	NEUTRAL	0- 0	0- 0	0- 0				

RPI S	Opponent	Score	RPI S	Opponent	Score	RPI S	Opponent	Score	RPI S	Opponent	Score	Team's RPI: 206
						54	A Stony Brook	54 59	127	H Duquesne	65 76	
						64	A Marist	53 74	164	H Dartmouth	70 58	
						64	H Marist	66 71	174	A Lafayette	53 60	
						82	H Fordham	45 51	188	A Quinnipiac	58 70	
						86	A Nebraska	51 71	188	H Quinnipiac	77 62	
						89	A Villanova	51 63	226	H Iona	54 32	
						90	A Rider	53 76	240	A Fairfield	47 87	
						90	H Rider	50 55	275	A Niagara	75 61	
									275	H Niagara	68 65	
									277	A Siena	80 50	
									277	H Siena	49 59	
									295	H Army West Point	86 56	
									299	A Monmouth	60 62	
									317	A Fairleigh Dickinson	62 61	
									324	A Saint Peter's	85 52	
									324	H Saint Peter's	68 64	
									339	A Canisius	63 56	
									339	H Canisius	68 50	
LAST 10 Division I												
			275	A Niagara	75 61		277	H Siena	49 59			
			339	A Canisius	63 56		324	H Saint Peter's	68 64			
			90	H Rider	50 55		90	A Rider	53 76			
			188	H Quinnipiac	77 62		226	H Iona	54 32			
			64	A Marist	53 74		240	A Fairfield	47 87			

Non-Div I Games:

Manhattan

■ Loss,
 ■ Non-Conf,
 ■ S Site,
 ■ H Home
 ■ A Away
 N Neutral

Average RPI Win: 215		WON-LOST	WINNING	LAST 10	STRENGTH OF	OPP. STRENGTH	TEAM	ADJ.	CONF.	ADJ CONF.
Average RPI Loss: 141		RECORD	PCT. RANK	GAMES	SCHEDULE	OF SCHEDULE	RPI	RPI	RPI	RPI
DIV. I ONLY		13- 13	172	4-6	215	167	207	207	12	12
DIV. I NON-CONF.		7- 5	131	0	252	313	174	174	12	12
TOTALS		RPI 1-25	RPI 26-50		W-L RECORDS		RPI 51-100	RPI 101-150	RPI 150+	
13- 13	0- 0	0- 0		OVERALL		1- 4	4- 4	8- 5		
10- 3	0- 0	0- 0		HOME		1- 0	4- 2	5- 1		
2- 9	0- 0	0- 0		AWAY		0- 4	0- 2	2- 3		
1- 1	0- 0	0- 0		NEUTRAL		0- 0	0- 0	1- 1		
7- 5	0- 0	0- 0		NON-CONFERENCE		0- 2	2- 0	5- 3		
5- 0	0- 0	0- 0		HOME		0- 0	2- 0	3- 0		
1- 4	0- 0	0- 0		AWAY		0- 2	0- 0	1- 2		
1- 1	0- 0	0- 0		NEUTRAL		0- 0	0- 0	1- 1		
6- 8	0- 0	0- 0		CONFERENCE		1- 2	2- 4	3- 2		
5- 3	0- 0	0- 0		HOME		1- 0	2- 2	2- 1		
1- 5	0- 0	0- 0		AWAY		0- 2	0- 2	1- 1		
0- 0	0- 0	0- 0		NEUTRAL		0- 0	0- 0	0- 0		

RPI 1-25				RPI 26-50				RPI 51-100				RPI 101+				Team's RPI: 207	
RPI	S	Opponent	Score	RPI	S	Opponent	Score	RPI	S	Opponent	Score	RPI	S	Opponent	Score		
								52	A	Dayton	60	71	104	H	VCU	54	75
								77	A	Boston College	55	66	112	H	Richmond	76	70
								82	A	Fordham	50	60	124	H	Holy Cross	73	58
								96	H	Saint Louis	72	63	126	A	Davidson	67	79
								100	A	Harvard	58	61	126	H	Davidson	70	77
													127	A	Duquesne	62	72
													131	H	Robert Morris	71	59
													146	H	Massachusetts	69	66
													171	N	Providence	51	58
													172	H	La Salle	42	54
													188	A	Quinnipiac	63	75
													218	A	North Dakota	61	67
													222	N	Brown	89	44
													227	A	Saint Joseph's	49	47
													230	H	George Mason	47	42
													240	H	Fairfield	74	41
													293	A	St. Bonaventure	59	64
													293	H	St. Bonaventure	69	67
													296	H	Vermont	77	74
													336	H	LIU Brooklyn	79	56
													347	A	Hartford	68	56
LAST 10 Division I																	
				172	H	La Salle	42	54	82	A	Fordham	50	60				
				127	A	Duquesne	62	72	230	H	George Mason	47	42				
				293	H	St. Bonaventure	69	67	126	H	Davidson	70	77				
				96	H	Saint Louis	72	63	293	A	St. Bonaventure	59	64				
				52	A	Dayton	60	71	146	H	Massachusetts	69	66				

Non-Div I Games:

Rhode Island

Loss, Non-Conf, S Site, H Home A Away N Neutral

Average RPI Win:	214	WON-LOST	WINNING	LAST 10	STRENGTH OF	OPP. STRENGTH	TEAM	ADJ.	CONF.	ADJ CONF.
Average RPI Loss:	161	RECORD	PCT. RANK	GAMES	SCHEDULE	OF SCHEDULE	RPI	RPI	RPI	RPI
DIV. I ONLY	13- 14	183	5-5	194	173	208	208	17	17	
DIV. I NON-CONF.	4- 7	225	0	173	86	248	248	21	21	
TOTALS	RPI 1-25	RPI 26-50	W-L RECORDS	RPI 51-100	RPI 101-150	RPI 150+				
13- 14	0- 0	0- 1	OVERALL	2- 4	1- 0	10- 9				
9- 6	0- 0	0- 1	HOME	2- 2	1- 0	6- 3				
4- 8	0- 0	0- 0	AWAY	0- 2	0- 0	4- 6				
0- 0	0- 0	0- 0	NEUTRAL	0- 0	0- 0	0- 0				
4- 7	0- 0	0- 1	NON-CONFERENCE	2- 2	0- 0	2- 4				
3- 4	0- 0	0- 1	HOME	2- 1	0- 0	1- 2				
1- 3	0- 0	0- 0	AWAY	0- 1	0- 0	1- 2				
0- 0	0- 0	0- 0	NEUTRAL	0- 0	0- 0	0- 0				
9- 7	0- 0	0- 0	CONFERENCE	0- 2	1- 0	8- 5				
6- 2	0- 0	0- 0	HOME	0- 1	1- 0	5- 1				
3- 5	0- 0	0- 0	AWAY	0- 1	0- 0	3- 4				
0- 0	0- 0	0- 0	NEUTRAL	0- 0	0- 0	0- 0				

RPI S	Opponent	Score	RPI S	Opponent	Score	RPI S	Opponent	Score	RPI S	Opponent	Score	Team's RPI: 208
31	H Duke	45 57	59	H Virginia	55 63	102	H Boise St.	66 65				
			63	H St. John's (NY)	79 75	160	A San Jose St.	60 62				
			67	H South Fla.	61 51	178	A Southern Utah	68 72				
			69	A Fresno St.	58 72	179	H Elon	44 50				
			69	H Fresno St.	66 72	194	A Pepperdine	69 44				
			85	A Southern California	54 75	202	H Wyoming	65 53				
						213	A New Mexico	68 51				
						213	H New Mexico	64 80				
						225	A Grand Canyon	51 53				
						231	H Cal St. Fullerton	58 64				
						238	A Nevada	59 62				
						238	H Nevada	66 64				
						246	A San Diego St.	39 48				
						246	H San Diego St.	72 67				
						265	A Colorado St.	56 60				
						265	H Colorado St.	56 52				
						281	A Utah St.	60 46				
						281	H Utah St.	69 45				
						290	A Air Force	67 60				
						346	H South Carolina St.	66 57				
LAST 10 Division I												
246	H San Diego St.	72 67	281	H Utah St.	69 45							
265	A Colorado St.	56 60	265	H Colorado St.	56 52							
213	H New Mexico	64 80	246	A San Diego St.	39 48							
238	A Nevada	59 62	238	H Nevada	66 64							
69	A Fresno St.	58 72	213	A New Mexico	68 51							

Non-Div I Games:

UNLV

■ Loss,
 ■ Non-Conf,
 ■ S Site,
 ■ H Home
 ■ A Away
 N Neutral

Tennessee Tech

Through Games Of Feb. 22, 2020

Average RPI Win:	279	WON-LOST	WINNING	LAST 10	STRENGTH OF	OPP. STRENGTH	TEAM	ADJ.	CONF.	ADJ CONF.
Average RPI Loss:	110	RECORD	PCT. RANK	GAMES	SCHEDULE	OF SCHEDULE	RPI	RPI	RPI	RPI
DIV. I ONLY	15- 10	108	4-6	326	209	209	209	20	20	
DIV. I NON-CONF.	5- 4	140	0	345	132	237	237	23	23	
TOTALS	RPI 1-25	RPI 26-50	W-L RECORDS	RPI 51-100	RPI 101-150	RPI 150+				
15- 10	0- 0	0- 2	OVERALL	0- 3	0- 3	15- 2				
7- 4	0- 0	0- 1	HOME	0- 1	0- 1	7- 1				
7- 5	0- 0	0- 1	AWAY	0- 2	0- 2	7- 0				
1- 1	0- 0	0- 0	NEUTRAL	0- 0	0- 0	1- 1				
5- 4	0- 0	0- 0	NON-CONFERENCE	0- 2	0- 1	5- 1				
2- 0	0- 0	0- 0	HOME	0- 0	0- 0	2- 0				
2- 3	0- 0	0- 0	AWAY	0- 2	0- 1	2- 0				
1- 1	0- 0	0- 0	NEUTRAL	0- 0	0- 0	1- 1				
10- 6	0- 0	0- 2	CONFERENCE	0- 1	0- 2	10- 1				
5- 4	0- 0	0- 1	HOME	0- 1	0- 1	5- 1				
5- 2	0- 0	0- 1	AWAY	0- 0	0- 1	5- 0				
0- 0	0- 0	0- 0	NEUTRAL	0- 0	0- 0	0- 0				

RPI 1-25				RPI 26-50				RPI 51-100				RPI 101+ Team's RPI: 209			
RPI	S	Opponent	Score	RPI	S	Opponent	Score	RPI	S	Opponent	Score	RPI	S	Opponent	Score
				47	A	UT Martin	62 71	58	H	Belmont	47 59	117	A	Vanderbilt	61 75
				47	H	UT Martin	65 86	60	A	Middle Tenn.	58 64	118	A	Southeast Mo. St.	72 87
								95	A	Southern Ill.	65 76	118	H	Southeast Mo. St.	59 72
												173	A	Samford	72 57
												177	H	Austin Peay	58 49
												180	N	Northern Ill.	74 82
												214	A	Eastern Ill.	75 62
												228	H	Murray St.	77 72
												252	H	Lipscomb	78 58
												255	H	Jacksonville St.	50 66
												276	A	Morehead St.	75 55
												276	H	Morehead St.	82 75
												283	A	Eastern Ky.	60 42
												283	H	Eastern Ky.	87 82
												332	A	Tennessee St.	81 69
												332	H	Tennessee St.	88 47
												333	N	Detroit Mercy	69 47
												337	A	Western Caro.	62 58
												340	A	SIUE	65 50
												350	H	La.-Monroe	75 68
LAST 10 Division I															
				118	H	Southeast Mo. St.	59 72	47	A	UT Martin	62 71				
				47	H	UT Martin	65 86	332	H	Tennessee St.	88 47				
				332	A	Tennessee St.	81 69	58	H	Belmont	47 59				
				255	H	Jacksonville St.	50 66	283	H	Eastern Ky.	87 82				
				118	A	Southeast Mo. St.	72 87	276	H	Morehead St.	82 75				

Non-Div I Games: Tenn. Wesleyan 94 45 Cumberland (TN) 88 51

Tennessee Tech

Loss, Non-Conf, S Site, H Home A Away N Neutral

Maine

Through Games Of Feb. 22, 2020

Average RPI Win: 268	WON-LOST	WINNING	LAST 10	STRENGTH OF	OPP. STRENGTH	TEAM	ADJ.	CONF.	ADJ CONF.
Average RPI Loss: 119	RECORD	PCT. RANK	GAMES	SCHEDULE	OF SCHEDULE	RPI	RPI	RPI	RPI
DIV. I ONLY	12- 14	194	7-3	174	212	210	210	27	27
DIV. I NON-CONF.	3- 10	282	0	82	36	228	228	28	28
TOTALS	RPI 1-25	RPI 26-50	W-L RECORDS	RPI 51-100	RPI 101-150	RPI 150+			
12- 14	0- 1	0- 3	OVERALL	0- 3	1- 2	11- 5			
8- 4	0- 0	0- 0	HOME	0- 1	1- 2	7- 1			
4- 7	0- 1	0- 1	AWAY	0- 1	0- 0	4- 4			
0- 3	0- 0	0- 2	NEUTRAL	0- 1	0- 0	0- 0			
3- 10	0- 1	0- 3	NON-CONFERENCE	0- 2	1- 2	2- 2			
2- 3	0- 0	0- 0	HOME	0- 1	1- 2	1- 0			
1- 4	0- 1	0- 1	AWAY	0- 0	0- 0	1- 2			
0- 3	0- 0	0- 2	NEUTRAL	0- 1	0- 0	0- 0			
9- 4	0- 0	0- 0	CONFERENCE	0- 1	0- 0	9- 3			
6- 1	0- 0	0- 0	HOME	0- 0	0- 0	6- 1			
3- 3	0- 0	0- 0	AWAY	0- 1	0- 0	3- 2			
0- 0	0- 0	0- 0	NEUTRAL	0- 0	0- 0	0- 0			

RPI 1-25				RPI 26-50				RPI 51-100				RPI 101+ Team's RPI: 210			
RPI	S	Opponent	Score	RPI	S	Opponent	Score	RPI	S	Opponent	Score	RPI	S	Opponent	Score
20	A	NC State	34 62	27	N	Arizona St.	31 57	52	N	Dayton	49 78	130	H	Northeastern	58 66
				30	N	Drake	62 94	54	A	Stony Brook	69 73	135	H	Boston U.	49 62
				44	A	Drexel	57 70	100	H	Harvard	40 69	145	H	Green Bay	61 60
												164	A	Dartmouth	41 57
												166	A	Binghamton	63 73
												166	H	Binghamton	75 65
												176	A	Delaware	69 56
												222	A	Brown	70 76
												233	A	UMass Lowell	57 66
												233	H	UMass Lowell	77 53
												268	H	New Hampshire	67 50
												284	H	UMBC	54 74
												296	A	Vermont	65 47
												296	H	Vermont	70 59
												307	H	Navy	46 41
												320	A	Albany (NY)	65 44
												320	H	Albany (NY)	60 49
												347	A	Hartford	69 52
												347	H	Hartford	87 73
LAST 10 Division I															
320	A	Albany (NY)	65 44	284	H	UMBC	54 74								
233	H	UMass Lowell	77 53	296	A	Vermont	65 47								
166	H	Binghamton	75 65	166	A	Binghamton	63 73								
296	H	Vermont	70 59	233	A	UMass Lowell	57 66								
347	A	Hartford	69 52	320	H	Albany (NY)	60 49								

Non-Div I Games: Husson 104 43

Maine

■ Loss,
 ■ Non-Conf,
 ■ S Site,
 ■ Home
 ■ A Away
 N Neutral

Average RPI Win: 244	WON-LOST	WINNING	LAST 10	STRENGTH OF	OPP. STRENGTH	TEAM	ADJ.	CONF.	ADJ CONF.
Average RPI Loss: 174	RECORD	PCT. RANK	GAMES	SCHEDULE	OF SCHEDULE	RPI	RPI	RPI	RPI
DIV. I ONLY	14- 11	143	4-6	329	181	211	211	26	26
DIV. I NON-CONF.	7- 5	131	0	230	100	133	133	22	22
TOTALS	RPI 1-25	RPI 26-50	W-L RECORDS	RPI 51-100	RPI 101-150	RPI 150+			
14- 11	0- 0	0- 0	OVERALL	0- 2	2- 3	12- 6			
7- 3	0- 0	0- 0	HOME	0- 0	1- 1	6- 2			
6- 8	0- 0	0- 0	AWAY	0- 2	1- 2	5- 4			
1- 0	0- 0	0- 0	NEUTRAL	0- 0	0- 0	1- 0			
7- 5	0- 0	0- 0	NON-CONFERENCE	0- 2	2- 1	5- 2			
3- 1	0- 0	0- 0	HOME	0- 0	1- 0	2- 1			
3- 4	0- 0	0- 0	AWAY	0- 2	1- 1	2- 1			
1- 0	0- 0	0- 0	NEUTRAL	0- 0	0- 0	1- 0			
7- 6	0- 0	0- 0	CONFERENCE	0- 0	0- 2	7- 4			
4- 2	0- 0	0- 0	HOME	0- 0	0- 1	4- 1			
3- 4	0- 0	0- 0	AWAY	0- 0	0- 1	3- 3			
0- 0	0- 0	0- 0	NEUTRAL	0- 0	0- 0	0- 0			

RPI S	Opponent	Score	RPI S	Opponent	Score	RPI S	Opponent	Score	RPI S	Opponent	Score	Team's RPI: 211
						60	A Middle Tenn.	62 78	112	A Richmond	70 69	
						84	A Georgia	48 77	117	A Vanderbilt	46 74	
									129	A UNC Greensboro	53 61	
									129	H UNC Greensboro	53 59	
									143	H Hampton	70 65	
									173	A Samford	72 59	
									173	H Samford	77 69	
									179	H Elon	76 87	
									193	A Gardner-Webb	72 67	
									195	A Chattanooga	52 60	
									195	H Chattanooga	63 69	
									199	A Fla. Atlantic	69 63	
									223	A Clemson	71 77	
									227	N Saint Joseph's	63 48	
									273	A Wofford	62 66	
									292	A ETSU	81 62	
									292	H ETSU	67 47	
									294	H Ga. Southern	78 63	
									312	H Georgia St.	62 55	
									329	A Mercer	55 61	
									329	H Mercer	62 49	
									337	A Western Caro.	69 59	
									337	H Western Caro.	69 53	
LAST 10 Division I												
			129	A UNC Greensboro	53 61		173	A Samford	72 59			
			337	A Western Caro.	69 59		273	A Wofford	62 66			
			292	H ETSU	67 47		337	H Western Caro.	69 53			
			195	H Chattanooga	63 69		129	H UNC Greensboro	53 59			
			329	A Mercer	55 61		195	A Chattanooga	52 60			

Non-Div I Games: North Greenville 88 51 Newberry 62 43 UNKNOWN 88 24

Furman

Loss, Non-Conf, S Site, H Home A Away N Neutral

Average RPI Win:	274	WON-LOST	WINNING	LAST 10	STRENGTH OF	OPP. STRENGTH	TEAM	ADJ.	CONF.	ADJ CONF.
Average RPI Loss:	166	RECORD	PCT. RANK	GAMES	SCHEDULE	OF SCHEDULE	RPI	RPI	RPI	RPI
DIV. I ONLY	15- 10	108	8-2	311	248	212	212	31	31	
DIV. I NON-CONF.	5- 7	205	0	266	43	263	263	32	32	
TOTALS	RPI 1-25	RPI 26-50	W-L RECORDS	RPI 51-100	RPI 101-150	RPI 150+				
15- 10	0- 1	0- 0	OVERALL	0- 1	1- 4	14- 4				
9- 5	0- 0	0- 0	HOME	0- 1	1- 3	8- 1				
6- 5	0- 1	0- 0	AWAY	0- 0	0- 1	6- 3				
0- 0	0- 0	0- 0	NEUTRAL	0- 0	0- 0	0- 0				
5- 7	0- 1	0- 0	NON-CONFERENCE	0- 1	1- 4	4- 1				
4- 4	0- 0	0- 0	HOME	0- 1	1- 3	3- 0				
1- 3	0- 1	0- 0	AWAY	0- 0	0- 1	1- 1				
0- 0	0- 0	0- 0	NEUTRAL	0- 0	0- 0	0- 0				
10- 3	0- 0	0- 0	CONFERENCE	0- 0	0- 0	10- 3				
5- 1	0- 0	0- 0	HOME	0- 0	0- 0	5- 1				
5- 2	0- 0	0- 0	AWAY	0- 0	0- 0	5- 2				
0- 0	0- 0	0- 0	NEUTRAL	0- 0	0- 0	0- 0				

RPI 1-25			RPI 26-50			RPI 51-100			RPI 101+			Team's RPI: 212
RPI	S	Opponent	Score	RPI	S	Opponent	Score	RPI	S	Opponent	Score	
9	A	Missouri St.	58 83					94	H	Kansas St.	67 74	
								105	H	Liberty	44 68	
								110	A	Pacific	60 89	
								126	H	Davidson	64 74	
								132	H	Missouri	59 56	
								144	H	Loyola Chicago	67 72	
								216	H	Portland St.	87 69	
								225	A	Grand Canyon	74 53	
								225	H	Grand Canyon	56 62	
								230	A	George Mason	64 58	
								235	A	CSU Bakersfield	60 70	
								235	H	CSU Bakersfield	58 43	
								250	H	Denver	83 79	
								297	A	California Baptist	83 81	
								297	H	California Baptist	75 65	
								301	H	Eastern Wash.	66 55	
								302	A	Utah Valley	41 62	
								304	A	Seattle U	76 65	
								309	A	Omaha	53 57	
								315	A	UTRGV	72 58	
								315	H	UTRGV	60 56	
								319	A	New Mexico St.	55 50	
								319	H	New Mexico St.	56 52	
								348	H	Chicago St.	73 57	
LAST 10 Division I												
297	A	California Baptist	83 81	348	H	Chicago St.	73 57					
235	H	CSU Bakersfield	58 43	297	H	California Baptist	75 65					
225	H	Grand Canyon	56 62	225	A	Grand Canyon	74 53					
319	A	New Mexico St.	55 50	235	A	CSU Bakersfield	60 70					
315	A	UTRGV	72 58	319	H	New Mexico St.	56 52					

Non-Div I Games: Rockhurst 78 60 Science & Arts Okla74 43

UMKC

Loss, Non-Conf, S Site, H Home A Away N Neutral

Average RPI Win:	232	WON-LOST	WINNING	LAST 10	STRENGTH OF	OPP. STRENGTH	TEAM	ADJ.	CONF.	ADJ CONF.
Average RPI Loss:	150	RECORD	PCT. RANK	GAMES	SCHEDULE	OF SCHEDULE	RPI	RPI	RPI	RPI
DIV. I ONLY	13- 15	193	3-7	169	202	213	213	17	17	
DIV. I NON-CONF.	8- 4	90	0	249	174	158	158	21	21	
TOTALS	RPI 1-25	RPI 26-50	W-L RECORDS	RPI 51-100	RPI 101-150	RPI 150+				
13- 15	0- 0	0- 1	OVERALL	0- 4	1- 2	12- 8				
7- 8	0- 0	0- 0	HOME	0- 2	0- 1	7- 5				
5- 6	0- 0	0- 1	AWAY	0- 1	0- 1	5- 3				
1- 1	0- 0	0- 0	NEUTRAL	0- 1	1- 0	0- 0				
8- 4	0- 0	0- 1	NON-CONFERENCE	0- 2	1- 0	7- 1				
5- 2	0- 0	0- 0	HOME	0- 1	0- 0	5- 1				
2- 1	0- 0	0- 1	AWAY	0- 0	0- 0	2- 0				
1- 1	0- 0	0- 0	NEUTRAL	0- 1	1- 0	0- 0				
5- 11	0- 0	0- 0	CONFERENCE	0- 2	0- 2	5- 7				
2- 6	0- 0	0- 0	HOME	0- 1	0- 1	2- 4				
3- 5	0- 0	0- 0	AWAY	0- 1	0- 1	3- 3				
0- 0	0- 0	0- 0	NEUTRAL	0- 0	0- 0	0- 0				

RPI 1-25				RPI 26-50				RPI 51-100				RPI 101+				Team's RPI: 213	
RPI	S	Opponent	Score	RPI	S	Opponent	Score	RPI	S	Opponent	Score	RPI	S	Opponent	Score		
				27	A	Arizona St.	47 84	57	N	West Virginia	60 73	102	A	Boise St.	82 83		
								68	H	Ball St.	57 70	102	H	Boise St.	76 95		
								69	A	Fresno St.	81 84	132	N	Missouri	71 68		
								69	H	Fresno St.	78 84	160	A	San Jose St.	85 89		
												160	H	San Jose St.	80 81		
												161	H	Northern Ariz.	83 76		
												171	H	Providence	86 68		
												192	H	Houston	81 71		
												202	A	Wyoming	74 71		
												202	H	Wyoming	66 73		
												208	A	UNLV	80 64		
												208	H	UNLV	51 68		
												221	A	UTEP	93 78		
												238	A	Nevada	78 86		
												238	H	Nevada	87 67		
												246	A	San Diego St.	74 75		
												246	H	San Diego St.	58 67		
												265	H	Colorado St.	73 62		
												289	H	LMU (CA)	72 73		
												290	A	Air Force	75 53		
												300	H	UC Riverside	80 70		
												319	A	New Mexico St.	86 67		
												319	H	New Mexico St.	107 53		
LAST 10 Division I																	
				102	H	Boise St.	76 95	69	H	Fresno St.	78 84						
				238	A	Nevada	78 86	246	A	San Diego St.	74 75						
				208	A	UNLV	80 64	238	H	Nevada	87 67						
				246	H	San Diego St.	58 67	160	A	San Jose St.	85 89						
				202	A	Wyoming	74 71	208	H	UNLV	51 68						

Non-Div I Games: Northern N.M. 92 44

New Mexico

■ Loss,
 ■ Non-Conf, S Site,
 ■ Home
 ■ Away
 N Neutral

Average RPI Win:	256	WON-LOST	WINNING	LAST 10	STRENGTH OF	OPP. STRENGTH	TEAM	ADJ.	CONF.	ADJ CONF.
Average RPI Loss:	155	RECORD	PCT. RANK	GAMES	SCHEDULE	OF SCHEDULE	RPI	RPI	RPI	RPI
DIV. I ONLY	16- 10	94	7-3	334	208	214	214	20	20	
DIV. I NON-CONF.	5- 5	164	0	348	154	305	305	23	23	
TOTALS	RPI 1-25	RPI 26-50	W-L RECORDS	RPI 51-100	RPI 101-150	RPI 150+				
16- 10	0- 0	1- 1	OVERALL	0- 1	0- 4	15- 4				
8- 5	0- 0	1- 0	HOME	0- 0	0- 3	7- 2				
7- 5	0- 0	0- 1	AWAY	0- 1	0- 1	7- 2				
1- 0	0- 0	0- 0	NEUTRAL	0- 0	0- 0	1- 0				
5- 5	0- 0	0- 0	NON-CONFERENCE	0- 0	0- 3	5- 2				
1- 3	0- 0	0- 0	HOME	0- 0	0- 2	1- 1				
3- 2	0- 0	0- 0	AWAY	0- 0	0- 1	3- 1				
1- 0	0- 0	0- 0	NEUTRAL	0- 0	0- 0	1- 0				
11- 5	0- 0	1- 1	CONFERENCE	0- 1	0- 1	10- 2				
7- 2	0- 0	1- 0	HOME	0- 0	0- 1	6- 1				
4- 3	0- 0	0- 1	AWAY	0- 1	0- 0	4- 1				
0- 0	0- 0	0- 0	NEUTRAL	0- 0	0- 0	0- 0				

RPI 1-25			RPI 26-50			RPI 51-100			RPI 101+ Team's RPI: 214		
RPI	S	Opponent	Score	RPI	S	Opponent	Score	RPI	S	Opponent	Score
				47	A	UT Martin	64 88	58	A	Belmont	45 69
				47	H	UT Martin	74 70				
								118	H	Southeast Mo. St.	65 77
								137	A	Wisconsin	55 63
								144	H	Loyola Chicago	51 67
								148	H	Valparaiso	66 78
								177	A	Austin Peay	76 47
								177	H	Austin Peay	73 72
								180	A	Northern Ill.	48 61
								197	N	Western Ill.	60 52
								209	H	Tennessee Tech	62 75
								228	A	Murray St.	87 92
								228	H	Murray St.	66 46
								252	A	Lipscomb	66 56
								255	H	Jacksonville St.	55 52
								276	A	Morehead St.	57 51
								276	H	Morehead St.	67 62
								279	H	Indiana St.	57 59
								283	A	Eastern Ky.	83 63
								283	H	Eastern Ky.	85 38
								309	H	Omaha	65 52
								322	A	Evansville	90 44
								332	A	Tennessee St.	73 52
								340	H	SIUE	77 71
								341	A	UIC	80 45
LAST 10 Division I											
				177	H	Austin Peay	73 72	283	H	Eastern Ky.	85 38
				228	H	Murray St.	66 46	177	A	Austin Peay	76 47
				47	A	UT Martin	64 88	228	A	Murray St.	87 92
				340	H	SIUE	77 71	118	H	Southeast Mo. St.	65 77
				276	H	Morehead St.	67 62	47	H	UT Martin	74 70

Non-Div I Games: Lindenwood (MO) 88 66

Eastern Ill.

Oral Roberts

Through Games Of Feb. 22, 2020

Average RPI Win:	247	WON-LOST	WINNING	LAST 10	STRENGTH OF	OPP. STRENGTH	TEAM	ADJ.	CONF.	ADJ CONF.
Average RPI Loss:	133	RECORD	PCT. RANK	GAMES	SCHEDULE	OF SCHEDULE	RPI	RPI	RPI	RPI
DIV. I ONLY	10- 14	226	6-4	190	161	215	215	19	19	
DIV. I NON-CONF.	3- 8	268	0	172	87	267	267	18	18	
TOTALS	RPI 1-25	RPI 26-50	W-L RECORDS	RPI 51-100	RPI 101-150	RPI 150+				
10- 14	0- 0	0- 4	OVERALL	0- 4	0- 1	10- 5				
7- 3	0- 0	0- 1	HOME	0- 1	0- 0	7- 1				
3- 11	0- 0	0- 3	AWAY	0- 3	0- 1	3- 4				
0- 0	0- 0	0- 0	NEUTRAL	0- 0	0- 0	0- 0				
3- 8	0- 0	0- 2	NON-CONFERENCE	0- 2	0- 1	3- 3				
3- 1	0- 0	0- 0	HOME	0- 0	0- 0	3- 1				
0- 7	0- 0	0- 2	AWAY	0- 2	0- 1	0- 2				
0- 0	0- 0	0- 0	NEUTRAL	0- 0	0- 0	0- 0				
7- 6	0- 0	0- 2	CONFERENCE	0- 2	0- 0	7- 2				
4- 2	0- 0	0- 1	HOME	0- 1	0- 0	4- 0				
3- 4	0- 0	0- 1	AWAY	0- 1	0- 0	3- 2				
0- 0	0- 0	0- 0	NEUTRAL	0- 0	0- 0	0- 0				

RPI 1-25				RPI 26-50				RPI 51-100				RPI 101+				Team's RPI: 215	
RPI	S	Opponent	Score	RPI	S	Opponent	Score	RPI	S	Opponent	Score	RPI	S	Opponent	Score		
				34	A	Arkansas	64 96	78	A	South Dakota St.	44 58	114	A	Utah	58 78		
				35	A	South Dakota	56 79	78	H	South Dakota St.	61 76	154	H	Sam Houston St.	64 41		
				35	H	South Dakota	73 77	86	A	Nebraska	67 77	163	H	Wichita St.	79 66		
				46	A	Oklahoma St.	44 78	94	A	Kansas St.	69 109	178	A	Southern Utah	58 72		
												197	A	Western Ill.	61 75		
												218	A	North Dakota	86 72		
												218	H	North Dakota	75 52		
												250	H	Denver	84 72		
												256	H	Texas St.	63 57		
												258	A	Tulsa	65 67		
												282	A	North Dakota St.	80 76		
												282	H	North Dakota St.	70 62		
												309	A	Omaha	54 60		
												309	H	Omaha	84 57		
												316	H	Houston Baptist	73 74		
												334	A	Purdue Fort Wayne	79 73		
LAST 10 Division I																	
				35	H	South Dakota	73 77	250	H	Denver	84 72						
				309	H	Omaha	84 57	35	A	South Dakota	56 79						
				282	A	North Dakota St.	80 76	197	A	Western Ill.	61 75						
				218	A	North Dakota	86 72	334	A	Purdue Fort Wayne	79 73						
				78	H	South Dakota St.	61 76	218	H	North Dakota	75 52						

Non-Div I Games: Rogers St. 80 40 Cent. Christian (KS114 60

Oral Roberts

Loss, Non-Conf, S Site, H Home A Away N Neutral

Average RPI Win: 208	WON-LOST	WINNING	LAST 10	STRENGTH OF	OPP. STRENGTH	TEAM	ADJ.	CONF.	ADJ CONF.
Average RPI Loss: 180	RECORD	PCT. RANK	GAMES	SCHEDULE	OF SCHEDULE	RPI	RPI	RPI	RPI
DIV. I ONLY	11- 14	209	3-7	179	256	216	216	18	18
DIV. I NON-CONF.	5- 4	140	0	98	326	110	110	17	17
TOTALS	RPI 1-25	RPI 26-50	W-L RECORDS	RPI 51-100	RPI 101-150	RPI 150+			
11- 14	0- 0	0- 0	OVERALL	0- 3	2- 2	9- 9			
6- 5	0- 0	0- 0	HOME	0- 2	1- 0	5- 3			
5- 8	0- 0	0- 0	AWAY	0- 1	1- 2	4- 5			
0- 1	0- 0	0- 0	NEUTRAL	0- 0	0- 0	0- 1			
5- 4	0- 0	0- 0	NON-CONFERENCE	0- 1	1- 1	4- 2			
2- 1	0- 0	0- 0	HOME	0- 1	0- 0	2- 0			
3- 2	0- 0	0- 0	AWAY	0- 0	1- 1	2- 1			
0- 1	0- 0	0- 0	NEUTRAL	0- 0	0- 0	0- 1			
6- 10	0- 0	0- 0	CONFERENCE	0- 2	1- 1	5- 7			
4- 4	0- 0	0- 0	HOME	0- 1	1- 0	3- 3			
2- 6	0- 0	0- 0	AWAY	0- 1	0- 1	2- 4			
0- 0	0- 0	0- 0	NEUTRAL	0- 0	0- 0	0- 0			

RPI S	Opponent	Score	RPI S	Opponent	Score	RPI S	Opponent	Score	RPI S	Opponent	Score	Team's RPI: 216
						61	H Tennessee	61 88	102	A Boise St.	57 82	
						76	A Montana St.	67 98	123	A Idaho	52 65	
						76	H Montana St.	62 73	123	H Idaho	74 53	
									136	A Portland	77 71	
									157	A UC Davis	76 70	
									161	H Northern Ariz.	66 54	
									165	A Montana	55 62	
									165	H Montana	78 65	
									168	A Idaho St.	69 64	
									178	A Southern Utah	58 71	
									178	H Southern Utah	72 81	
									212	A UMKC	69 87	
									224	A Northern Colo.	58 77	
									224	H Northern Colo.	51 78	
									225	H Grand Canyon	69 46	
									238	H Nevada	80 75	
									288	A UC Irvine	70 61	
									288	N UC Irvine	75 83	
									301	A Eastern Wash.	75 79	
									301	H Eastern Wash.	75 58	
									308	H Sacramento St.	70 73	
									321	A Weber St.	76 57	
LAST 10 Division I												
			76	A Montana St.	67 98		165	A Montana	55 62			
			123	A Idaho	52 65		161	H Northern Ariz.	66 54			
			301	A Eastern Wash.	75 79		308	H Sacramento St.	70 73			
			224	H Northern Colo.	51 78		321	A Weber St.	76 57			
			178	H Southern Utah	72 81		168	A Idaho St.	69 64			

Non-Div I Games: Multnomah 104 48

Portland St.

Loss, Non-Conf, S Site, H Home A Away N Neutral

Average RPI Win: 246	WON-LOST	WINNING	LAST 10	STRENGTH OF	OPP. STRENGTH	TEAM	ADJ.	CONF.	ADJ CONF.
Average RPI Loss: 117	RECORD	PCT. RANK	GAMES	SCHEDULE	OF SCHEDULE	RPI	RPI	RPI	RPI
DIV. I ONLY	8- 15	259	4-6	114	166	217	217	16	16
DIV. I NON-CONF.	3- 7	252	0	121	175	223	223	14	14
TOTALS	RPI 1-25	RPI 26-50	W-L RECORDS	RPI 51-100	RPI 101-150	RPI 150+			
8- 15	0- 1	0- 3	OVERALL	0- 2	1- 4	7- 5			
4- 6	0- 0	0- 1	HOME	0- 0	0- 3	4- 2			
4- 8	0- 1	0- 2	AWAY	0- 2	1- 1	3- 2			
0- 1	0- 0	0- 0	NEUTRAL	0- 0	0- 0	0- 1			
3- 7	0- 1	0- 1	NON-CONFERENCE	0- 2	0- 2	3- 1			
2- 2	0- 0	0- 0	HOME	0- 0	0- 2	2- 0			
1- 4	0- 1	0- 1	AWAY	0- 2	0- 0	1- 0			
0- 1	0- 0	0- 0	NEUTRAL	0- 0	0- 0	0- 1			
5- 8	0- 0	0- 2	CONFERENCE	0- 0	1- 2	4- 4			
2- 4	0- 0	0- 1	HOME	0- 0	0- 1	2- 2			
3- 4	0- 0	0- 1	AWAY	0- 0	1- 1	2- 2			
0- 0	0- 0	0- 0	NEUTRAL	0- 0	0- 0	0- 0			

RPI 1-25				RPI 26-50				RPI 51-100				RPI 101+ Team's RPI: 217			
RPI	S	Opponent	Score	RPI	S	Opponent	Score	RPI	S	Opponent	Score	RPI	S	Opponent	Score
24	A	Kentucky	48 67	33	A	FGCU	54 67	55	A	Penn	41 81	105	A	Liberty	53 73
				33	H	FGCU	47 89	61	A	Tennessee	46 73	105	H	Liberty	48 57
				40	A	UCF	40 66					119	H	Bethune-Cookman	55 59
												124	H	Holy Cross	63 75
												140	A	North Florida	60 52
												162	A	North Ala.	57 68
												162	H	North Ala.	69 60
												169	A	Jacksonville	52 57
												219	A	Kennesaw St.	67 61
												219	H	Kennesaw St.	67 70
												251	N	Saint Francis (PA)	73 78
												252	A	Lipscomb	48 34
												252	H	Lipscomb	59 65
												258	H	Tulsa	66 60
												276	A	Morehead St.	58 55
												325	H	NJIT	72 49
												339	H	Canisius	68 52
LAST 10 Division I															
105	A	Liberty	53 73	252	A	Lipscomb	48 34								
162	H	North Ala.	69 60	325	H	NJIT	72 49								
219	H	Kennesaw St.	67 70	105	H	Liberty	48 57								
33	A	FGCU	54 67	162	A	North Ala.	57 68								
140	A	North Florida	60 52	169	A	Jacksonville	52 57								

Non-Div I Games: Palm Beach Atl. 77 46 Trinity Baptist 116 40 Fla. National 80 37

Stetson

North Dakota

Through Games Of Feb. 22, 2020

Average RPI Win:	269	WON-LOST	WINNING	LAST 10	STRENGTH OF	OPP. STRENGTH	TEAM	ADJ.	CONF.	ADJ CONF.
Average RPI Loss:	153	RECORD	PCT. RANK	GAMES	SCHEDULE	OF SCHEDULE	RPI	RPI	RPI	RPI
DIV. I ONLY	12- 12	172	2-8	276	240	218	218	19	19	
DIV. I NON-CONF.	7- 4	100	0	229	309	117	117	18	18	
TOTALS	RPI 1-25	RPI 26-50	W-L RECORDS	RPI 51-100	RPI 101-150	RPI 150+				
12- 12	0- 1	0- 1	OVERALL	0- 3	1- 0	11- 7				
5- 5	0- 0	0- 1	HOME	0- 2	1- 0	4- 2				
7- 7	0- 1	0- 0	AWAY	0- 1	0- 0	7- 5				
0- 0	0- 0	0- 0	NEUTRAL	0- 0	0- 0	0- 0				
7- 4	0- 1	0- 0	NON-CONFERENCE	0- 1	1- 0	6- 2				
2- 1	0- 0	0- 0	HOME	0- 1	1- 0	1- 0				
5- 3	0- 1	0- 0	AWAY	0- 0	0- 0	5- 2				
0- 0	0- 0	0- 0	NEUTRAL	0- 0	0- 0	0- 0				
5- 8	0- 0	0- 1	CONFERENCE	0- 2	0- 0	5- 5				
3- 4	0- 0	0- 1	HOME	0- 1	0- 0	3- 2				
2- 4	0- 0	0- 0	AWAY	0- 1	0- 0	2- 3				
0- 0	0- 0	0- 0	NEUTRAL	0- 0	0- 0	0- 0				

RPI 1-25				RPI 26-50				RPI 51-100				RPI 101+ Team's RPI: 218			
RPI	S	Opponent	Score	RPI	S	Opponent	Score	RPI	S	Opponent	Score	RPI	S	Opponent	Score
22	A	Arizona	42 74	35	H	South Dakota	46 93	78	A	South Dakota St.	64 99	148	H	Valparaiso	65 63
								78	H	South Dakota St.	61 74	156	A	New Orleans	73 79
								83	H	Illinois St.	58 66	197	A	Western Ill.	74 91
												197	H	Western Ill.	77 71
												207	H	Rhode Island	67 61
												215	A	Oral Roberts	52 75
												215	H	Oral Roberts	72 86
												220	A	SMU	51 66
												225	A	Grand Canyon	78 76
												239	A	Milwaukee	66 58
												250	A	Denver	90 82
												250	H	Denver	81 91
												282	A	North Dakota St.	82 92
												294	A	Ga. Southern	69 56
												309	H	Omaha	63 57
												334	A	Purdue Fort Wayne	63 49
												334	H	Purdue Fort Wayne	91 85
												344	A	Charleston So.	73 57
												346	A	South Carolina St.	95 53
LAST 10 Division I															
78	H	South Dakota St.	61 74	197	H	Western Ill.	77 71								
197	A	Western Ill.	74 91	250	H	Denver	81 91								
35	H	South Dakota	46 93	282	A	North Dakota St.	82 92								
215	H	Oral Roberts	72 86	78	A	South Dakota St.	64 99								
334	A	Purdue Fort Wayne	63 49	215	A	Oral Roberts	52 75								

Non-Div I Games: Northland 118 35 Mayville St. 83 52

North Dakota

Loss, Non-Conf, S Site, H Home A Away N Neutral

Average RPI Win:	256	WON-LOST	WINNING	LAST 10	STRENGTH OF	OPP. STRENGTH	TEAM	ADJ.	CONF.	ADJ CONF.
Average RPI Loss:	132	RECORD	PCT. RANK	GAMES	SCHEDULE	OF SCHEDULE	RPI	RPI	RPI	RPI
DIV. I ONLY	10- 13	218	4-6	235	168	219	219	16	16	
DIV. I NON-CONF.	5- 5	164	0	280	250	203	203	14	14	
TOTALS	RPI 1-25	RPI 26-50	W-L RECORDS	RPI 51-100	RPI 101-150	RPI 150+				
10- 13	0- 0	0- 2	OVERALL	0- 2	0- 5	10- 4				
4- 5	0- 0	0- 1	HOME	0- 1	0- 1	4- 2				
5- 8	0- 0	0- 1	AWAY	0- 1	0- 4	5- 2				
1- 0	0- 0	0- 0	NEUTRAL	0- 0	0- 0	1- 0				
5- 5	0- 0	0- 0	NON-CONFERENCE	0- 2	0- 2	5- 1				
2- 1	0- 0	0- 0	HOME	0- 1	0- 0	2- 0				
2- 4	0- 0	0- 0	AWAY	0- 1	0- 2	2- 1				
1- 0	0- 0	0- 0	NEUTRAL	0- 0	0- 0	1- 0				
5- 8	0- 0	0- 2	CONFERENCE	0- 0	0- 3	5- 3				
2- 4	0- 0	0- 1	HOME	0- 0	0- 1	2- 2				
3- 4	0- 0	0- 1	AWAY	0- 0	0- 2	3- 1				
0- 0	0- 0	0- 0	NEUTRAL	0- 0	0- 0	0- 0				

RPI S	Opponent	Score	RPI S	Opponent	Score	RPI S	Opponent	Score	RPI S	Opponent	Score
33	A FGCU	63 80	33	H FGCU	64 89	79	H Georgia Tech	47 63	105	A Liberty	66 76
33	H FGCU	64 89				84	A Georgia	65 80	109	A Campbell	51 63
									127	A Duquesne	72 75
									140	A North Florida	33 57
									140	H North Florida	55 64
									162	H North Ala.	59 56
									169	A Jacksonville	81 88
									169	H Jacksonville	83 93
									173	H Samford	60 55
									217	A Stetson	70 67
									217	H Stetson	61 67
									252	A Lipscomb	74 66
									252	H Lipscomb	88 60
									274	A UNCW	58 56
									284	N UMBC	59 44
									294	A Ga. Southern	95 69
									307	A Navy	62 82
									325	A NJIT	77 64
									329	H Mercer	92 64
LAST 10 Division I											
169	A Jacksonville	81 88	140	A North Florida	33 57						
33	H FGCU	64 89	162	H North Ala.	59 56						
217	A Stetson	70 67	169	H Jacksonville	83 93						
252	H Lipscomb	88 60	33	A FGCU	63 80						
105	A Liberty	66 76	325	A NJIT	77 64						

Non-Div I Games: Middle Ga. St. 88 49 Shorter 94 55

Kennesaw St.

SMU				STRENGTH OF SCHEDULE	OPP. STRENGTH OF SCHEDULE	TEAM RPI	ADJ. RPI	CONF. RPI	ADJ CONF. RPI
Average RPI Win:	224	WON-LOST RECORD	WINNING PCT. RANK						
Average RPI Loss:	132		LAST 10 GAMES						
DIV. I ONLY	12- 14	194	5-5	188	122	220	220	9	9
DIV. I NON-CONF.	6- 6	164	0	194	249	235	235	9	9

TOTALS	RPI 1-25	RPI 26-50	W-L RECORDS	RPI 51-100	RPI 101-150	RPI 150+			
12- 14	0- 2	0- 1	OVERALL	1- 2	0- 2	11- 7			
9- 7	0- 2	0- 0	HOME	1- 1	0- 0	8- 4			
2- 7	0- 0	0- 1	AWAY	0- 1	0- 2	2- 3			
1- 0	0- 0	0- 0	NEUTRAL	0- 0	0- 0	1- 0			
6- 6	0- 1	0- 0	NON-CONFERENCE	1- 0	0- 2	5- 3			
5- 4	0- 1	0- 0	HOME	1- 0	0- 0	4- 3			
0- 2	0- 0	0- 0	AWAY	0- 0	0- 2	0- 0			
1- 0	0- 0	0- 0	NEUTRAL	0- 0	0- 0	1- 0			
6- 8	0- 1	0- 1	CONFERENCE	0- 2	0- 0	6- 4			
4- 3	0- 1	0- 0	HOME	0- 1	0- 0	4- 1			
2- 5	0- 0	0- 1	AWAY	0- 1	0- 0	2- 3			
0- 0	0- 0	0- 0	NEUTRAL	0- 0	0- 0	0- 0			

RPI 1-25				RPI 26-50				RPI 51-100				RPI 101+ Team's RPI: 220			
RPI	S	Opponent	Score	RPI	S	Opponent	Score	RPI	S	Opponent	Score	RPI	S	Opponent	Score
6	H	UConn	42 80	40	A	UCF	57 67	65	H	Rice	55 43	107	A	UT Arlington	46 51
18	H	TCU	56 57					75	H	Cincinnati	58 73	110	A	Pacific	49 77
								91	A	Temple	62 85	155	H	Wright St.	61 69
												159	H	Tulane	66 67
												163	A	Wichita St.	72 67
												163	H	Wichita St.	64 44
												189	A	Memphis	52 57
												192	A	Houston	53 55
												192	H	Houston	60 47
												218	H	North Dakota	66 51
												221	H	UTEP	60 56
												224	H	Northern Colo.	52 61
												230	H	George Mason	58 59
												247	A	East Carolina	55 47
												247	H	East Carolina	53 45
												258	A	Tulsa	58 65
												258	H	Tulsa	57 38
												280	N	CSUN	68 58
												288	H	UC Irvine	59 56
												343	H	McNeese	81 60

LAST 10 Division I															
192	H	Houston	60 47	192	A	Houston	53 55								
163	A	Wichita St.	72 67	40	A	UCF	57 67								
258	A	Tulsa	58 65	163	H	Wichita St.	64 44								
247	H	East Carolina	53 45	258	H	Tulsa	57 38								
75	H	Cincinnati	58 73	189	A	Memphis	52 57								

Non-Div I Games:

SMU

■ Loss,
 ■ Non-Conf,
 ■ S Site,
 ■ Home
 ■ Away
 N Neutral

Average RPI Win: 263	WON-LOST	WINNING	LAST 10	STRENGTH OF	OPP. STRENGTH	TEAM	ADJ.	CONF.	ADJ CONF.
Average RPI Loss: 132	RECORD	PCT. RANK	GAMES	SCHEDULE	OF SCHEDULE	RPI	RPI	RPI	RPI
DIV. I ONLY	14- 12	159	3-7	251	187	221	221	13	13
DIV. I NON-CONF.	7- 4	100	0	317	332	260	260	16	16
TOTALS	RPI 1-25	RPI 26-50	W-L RECORDS	RPI 51-100	RPI 101-150	RPI 150+			
14- 12	0- 1	0- 2	OVERALL	1- 3	1- 1	12- 5			
11- 6	0- 1	0- 1	HOME	1- 2	1- 0	9- 2			
3- 6	0- 0	0- 1	AWAY	0- 1	0- 1	3- 3			
0- 0	0- 0	0- 0	NEUTRAL	0- 0	0- 0	0- 0			
7- 4	0- 1	0- 0	NON-CONFERENCE	0- 0	1- 0	6- 3			
6- 3	0- 1	0- 0	HOME	0- 0	1- 0	5- 2			
1- 1	0- 0	0- 0	AWAY	0- 0	0- 0	1- 1			
0- 0	0- 0	0- 0	NEUTRAL	0- 0	0- 0	0- 0			
7- 8	0- 0	0- 2	CONFERENCE	1- 3	0- 1	6- 2			
5- 3	0- 0	0- 1	HOME	1- 2	0- 0	4- 0			
2- 5	0- 0	0- 1	AWAY	0- 1	0- 1	2- 2			
0- 0	0- 0	0- 0	NEUTRAL	0- 0	0- 0	0- 0			

RPI 1-25				RPI 26-50				RPI 51-100				RPI 101+ Team's RPI: 221			
RPI	S	Opponent	Score	RPI	S	Opponent	Score	RPI	S	Opponent	Score	RPI	S	Opponent	Score
22	H	Arizona	43 54	28	H	Old Dominion	69 77	51	H	Charlotte	82 76	122	A	UAB	51 63
				32	A	Western Ky.	65 78	60	A	Middle Tenn.	60 76	147	H	Western Mich.	76 46
								60	H	Middle Tenn.	80 92	199	H	Fla. Atlantic	96 65
								65	H	Rice	61 69	201	A	Southern Miss.	89 72
												213	H	New Mexico	78 93
												220	A	SMU	56 60
												229	A	Marshall	66 76
												258	H	Tulsa	51 58
												259	H	North Texas	67 63
												270	A	Louisiana Tech	80 87
												300	H	UC Riverside	63 50
												305	H	FIU	64 34
												311	A	UTSA	85 59
												311	H	UTSA	94 54
												312	H	Georgia St.	71 68
												319	A	New Mexico St.	63 57
												319	H	New Mexico St.	65 45
												321	H	Weber St.	70 51
												328	H	Alcorn	92 47
LAST 10 Division I															
60	H	Middle Tenn.	80 92	51	H	Charlotte	82 76								
311	A	UTSA	85 59	122	A	UAB	51 63								
229	A	Marshall	66 76	60	A	Middle Tenn.	60 76								
32	A	Western Ky.	65 78	259	H	North Texas	67 63								
28	H	Old Dominion	69 77	65	H	Rice	61 69								

Non-Div I Games:

UTEP

■ Loss,
 ■ Non-Conf, S Site,
 ■ Home
 ■ Away
 N Neutral

Average RPI Win:	255	WON-LOST	WINNING	LAST 10	STRENGTH OF	OPP. STRENGTH	TEAM	ADJ.	CONF.	ADJ CONF.
Average RPI Loss:	136	RECORD	PCT. RANK	GAMES	SCHEDULE	OF SCHEDULE	RPI	RPI	RPI	RPI
DIV. I ONLY	8- 15	259	2-8	152	207	222	222	7	7	
DIV. I NON-CONF.	6- 7	182	0	291	339	238	238	8	8	
TOTALS	RPI 1-25	RPI 26-50	W-L RECORDS	RPI 51-100	RPI 101-150	RPI 150+				
8- 15	0- 1	0- 0	OVERALL	0- 5	0- 4	8- 5				
2- 7	0- 1	0- 0	HOME	0- 2	0- 2	2- 2				
6- 7	0- 0	0- 0	AWAY	0- 3	0- 2	6- 2				
0- 1	0- 0	0- 0	NEUTRAL	0- 0	0- 0	0- 1				
6- 7	0- 0	0- 0	NON-CONFERENCE	0- 1	0- 2	6- 4				
1- 3	0- 0	0- 0	HOME	0- 0	0- 1	1- 2				
5- 3	0- 0	0- 0	AWAY	0- 1	0- 1	5- 1				
0- 1	0- 0	0- 0	NEUTRAL	0- 0	0- 0	0- 1				
2- 8	0- 1	0- 0	CONFERENCE	0- 4	0- 2	2- 1				
1- 4	0- 1	0- 0	HOME	0- 2	0- 1	1- 0				
1- 4	0- 0	0- 0	AWAY	0- 2	0- 1	1- 1				
0- 0	0- 0	0- 0	NEUTRAL	0- 0	0- 0	0- 0				

RPI	S	Opponent	Score	RPI	S	Opponent	Score	RPI	S	Opponent	Score	RPI	S	Opponent	Score	Team's RPI: 222
15	H	Princeton	48 85					55	H	Penn	73 85	124	H	Holy Cross	71 83	
								66	A	Yale	72 79	125	A	Columbia	60 74	
								66	H	Yale	40 73	125	H	Columbia	66 76	
								67	A	South Fla.	60 70	146	A	Massachusetts	42 95	
								100	A	Harvard	53 68	164	A	Dartmouth	83 71	
												182	A	Cornell	63 74	
												182	H	Cornell	77 73	
												186	H	Merrimack	57 72	
												207	N	Rhode Island	44 89	
												210	H	Maine	76 70	
												240	A	Fairfield	58 44	
												263	A	Longwood	76 86	
												268	A	New Hampshire	76 68	
												305	A	FIU	72 57	
												318	A	Bryant	56 50	
												318	H	Bryant	44 45	
												349	A	Central Conn. St.	83 73	
LAST 10 Division I																
182	H	Cornell	77 73	164	A	Dartmouth	83 71									
125	H	Columbia	66 76	125	A	Columbia	60 74									
15	H	Princeton	48 85	182	A	Cornell	63 74									
55	H	Penn	73 85	66	H	Yale	40 73									
100	A	Harvard	53 68	66	A	Yale	72 79									

Non-Div I Games:

Brown

■ Loss,
 ■ Non-Conf,
 ■ S Site,
 ■ H Home
 ■ A Away
 N Neutral

Average RPI Win:	234	WON-LOST	WINNING	LAST 10	STRENGTH OF	OPP. STRENGTH	TEAM	ADJ.	CONF.	ADJ CONF.
Average RPI Loss:	84	RECORD	PCT. RANK	GAMES	SCHEDULE	OF SCHEDULE	RPI	RPI	RPI	RPI
DIV. I ONLY	7- 20	305	1-9	79	53	223	223	5	5	
DIV. I NON-CONF.	4- 7	225	0	144	176	233	233	4	4	
TOTALS	RPI 1-25	RPI 26-50	W-L RECORDS	RPI 51-100	RPI 101-150	RPI 150+				
7- 20	0- 6	1- 1	OVERALL	0- 7	1- 4	5- 2				
4- 10	0- 4	1- 0	HOME	0- 3	0- 2	3- 1				
2- 9	0- 1	0- 1	AWAY	0- 4	1- 2	1- 1				
1- 1	0- 1	0- 0	NEUTRAL	0- 0	0- 0	1- 0				
4- 7	0- 3	0- 0	NON-CONFERENCE	0- 1	0- 1	4- 2				
2- 4	0- 1	0- 0	HOME	0- 1	0- 1	2- 1				
1- 2	0- 1	0- 0	AWAY	0- 0	0- 0	1- 1				
1- 1	0- 1	0- 0	NEUTRAL	0- 0	0- 0	1- 0				
3- 13	0- 3	1- 1	CONFERENCE	0- 6	1- 3	1- 0				
2- 6	0- 3	1- 0	HOME	0- 2	0- 1	1- 0				
1- 7	0- 0	0- 1	AWAY	0- 4	1- 2	0- 0				
0- 0	0- 0	0- 0	NEUTRAL	0- 0	0- 0	0- 0				

RPI S	Opponent	Score	RPI S	Opponent	Score	RPI S	Opponent	Score	RPI S	Opponent	Score	Team's RPI: 223
2	H South Carolina	48 84	29	A Virginia Tech	50 71	59	A Virginia	54 70	106	A North Carolina	72 86	
3	N Maryland	44 63	31	H Duke	62 58	77	H Boston College	68 70	115	A Wake Forest	58 63	
4	H Louisville	50 75				79	A Georgia Tech	47 49	115	H Wake Forest	52 66	
12	A Iowa	60 74				80	H Alabama	54 67	116	A Notre Dame	71 55	
20	H NC State	60 79				93	A Syracuse	46 59	150	H N.C. A&T	74 82	
25	H Florida St.	64 81				98	A Miami (FL)	64 68	205	A Penn St.	55 68	
						98	H Miami (FL)	48 63	211	H Furman	77 71	
									291	H Pittsburgh	75 67	
									307	H Navy	52 65	
									328	N Alcorn	77 46	
									329	A Mercer	65 61	
									331	H Alabama St.	76 43	
LAST 10 Division I												
93	A Syracuse	46 59	106	A North Carolina	72 86							
98	H Miami (FL)	48 63	20	H NC State	60 79							
115	H Wake Forest	52 66	29	A Virginia Tech	50 71							
77	H Boston College	68 70	98	A Miami (FL)	64 68							
59	A Virginia	54 70	31	H Duke	62 58							

Non-Div I Games:

Clemson

■ Loss,
■ Non-Conf, S Site,
■ Home
■ Away
N Neutral

Average RPI Win: 249	WON-LOST	WINNING	LAST 10	STRENGTH OF	OPP. STRENGTH	TEAM	ADJ.	CONF.	ADJ CONF.
Average RPI Loss: 164	RECORD	PCT. RANK	GAMES	SCHEDULE	OF SCHEDULE	RPI	RPI	RPI	RPI
DIV. I ONLY	11- 14	209	4-6	253	200	224	224	18	18
DIV. I NON-CONF.	4- 5	195	0	162	138	151	151	17	17
TOTALS	RPI 1-25	RPI 26-50	W-L RECORDS	RPI 51-100	RPI 101-150	RPI 150+			
11- 14	0- 2	0- 0	OVERALL	0- 1	0- 1	11- 10			
4- 7	0- 0	0- 0	HOME	0- 0	0- 1	4- 6			
7- 7	0- 2	0- 0	AWAY	0- 1	0- 0	7- 4			
0- 0	0- 0	0- 0	NEUTRAL	0- 0	0- 0	0- 0			
4- 5	0- 2	0- 0	NON-CONFERENCE	0- 0	0- 0	4- 3			
1- 2	0- 0	0- 0	HOME	0- 0	0- 0	1- 2			
3- 3	0- 2	0- 0	AWAY	0- 0	0- 0	3- 1			
0- 0	0- 0	0- 0	NEUTRAL	0- 0	0- 0	0- 0			
7- 9	0- 0	0- 0	CONFERENCE	0- 1	0- 1	7- 7			
3- 5	0- 0	0- 0	HOME	0- 0	0- 1	3- 4			
4- 4	0- 0	0- 0	AWAY	0- 1	0- 0	4- 3			
0- 0	0- 0	0- 0	NEUTRAL	0- 0	0- 0	0- 0			

RPI 1-25				RPI 26-50				RPI 51-100				RPI 101+ Team's RPI: 224			
RPI	S	Opponent	Score	RPI	S	Opponent	Score	RPI	S	Opponent	Score	RPI	S	Opponent	Score
7	A	Stanford	36 90					76	A	Montana St.	58 91	123	H	Idaho	46 57
8	A	UCLA	58 92									161	A	Northern Ariz.	45 72
												161	H	Northern Ariz.	60 71
												165	A	Montana	67 58
												168	A	Idaho St.	39 59
												168	H	Idaho St.	55 71
												178	A	Southern Utah	50 64
												178	H	Southern Utah	55 68
												195	A	Chattanooga	59 42
												202	A	Wyoming	46 44
												216	A	Portland St.	78 51
												216	H	Portland St.	77 58
												220	A	SMU	61 52
												232	H	San Francisco	83 90
												250	A	Denver	55 74
												265	H	Colorado St.	58 75
												290	H	Air Force	72 62
												301	H	Eastern Wash.	63 42
												308	A	Sacramento St.	73 63
												308	H	Sacramento St.	90 73
												321	A	Weber St.	69 65
												321	H	Weber St.	60 65
LAST 10 Division I															
168	H	Idaho St.	55 71	178	H	Southern Utah	55 68								
178	A	Southern Utah	50 64	321	A	Weber St.	69 65								
308	H	Sacramento St.	90 73	168	A	Idaho St.	39 59								
161	H	Northern Ariz.	60 71	301	H	Eastern Wash.	63 42								
216	A	Portland St.	78 51	123	H	Idaho	46 57								

Non-Div I Games:

Northern Colo.

■ Loss,
 ■ Non-Conf, S Site,
 ■ Home
 ■ Away
 N Neutral

Grand Canyon

Through Games Of Feb. 22, 2020

Average RPI Win:	284	WON-LOST	WINNING	LAST 10	STRENGTH OF	OPP. STRENGTH	TEAM	ADJ.	CONF.	ADJ CONF.
Average RPI Loss:	205	RECORD	PCT. RANK	GAMES	SCHEDULE	OF SCHEDULE	RPI	RPI	RPI	RPI
DIV. I ONLY	13- 9	123	8-2	309	340	225	225	31	31	
DIV. I NON-CONF.	3- 6	235	0	176	292	274	274	32	32	
TOTALS	RPI 1-25	RPI 26-50	W-L RECORDS	RPI 51-100	RPI 101-150	RPI 150+				
13- 9	0- 0	0- 0	OVERALL	0- 0	0- 2	13- 7				
8- 5	0- 0	0- 0	HOME	0- 0	0- 0	8- 5				
5- 4	0- 0	0- 0	AWAY	0- 0	0- 2	5- 2				
0- 0	0- 0	0- 0	NEUTRAL	0- 0	0- 0	0- 0				
3- 6	0- 0	0- 0	NON-CONFERENCE	0- 0	0- 2	3- 4				
3- 2	0- 0	0- 0	HOME	0- 0	0- 0	3- 2				
0- 4	0- 0	0- 0	AWAY	0- 0	0- 2	0- 2				
0- 0	0- 0	0- 0	NEUTRAL	0- 0	0- 0	0- 0				
10- 3	0- 0	0- 0	CONFERENCE	0- 0	0- 0	10- 3				
5- 3	0- 0	0- 0	HOME	0- 0	0- 0	5- 3				
5- 0	0- 0	0- 0	AWAY	0- 0	0- 0	5- 0				
0- 0	0- 0	0- 0	NEUTRAL	0- 0	0- 0	0- 0				

RPI 1-25			RPI 26-50			RPI 51-100			RPI 101+			Team's RPI: 225
RPI	S	Opponent	Score	RPI	S	Opponent	Score	RPI	S	Opponent	Score	
								134	A	California	53	72
								136	A	Portland	41	73
								165	A	Montana	67	72
								178	H	Southern Utah	69	65
								208	H	UNLV	53	51
								212	A	UMKC	62	56
								212	H	UMKC	53	74
								216	A	Portland St.	46	69
								218	H	North Dakota	76	78
								231	H	Cal St. Fullerton	70	80
								235	H	CSU Bakersfield	54	59
								257	H	UC Santa Barbara	58	57
								297	A	California Baptist	62	58
								297	H	California Baptist	72	66
								302	A	Utah Valley	66	59
								302	H	Utah Valley	54	64
								304	A	Seattle U	56	48
								304	H	Seattle U	63	60
								315	H	UTRGV	62	60
								319	H	New Mexico St.	60	49
								348	A	Chicago St.	68	57
								348	H	Chicago St.	69	49
LAST 10 Division I												
								302	H	Utah Valley	54	64
								315	H	New Mexico St.	60	49
								315	H	UTRGV	62	60
								302	A	Utah Valley	66	59
								304	A	Seattle U	56	48
								212	H	UMKC	53	74
								297	H	California Baptist	72	66

Non-Div I Games: Benedictine Mesa 72 53 Whittier 77 41

Grand Canyon

■ Loss,
 ■ Non-Conf,
 ■ S Site,
 ■ H Home
 ■ A Away
 N Neutral

Average RPI Win: 277	WON-LOST	WINNING	LAST 10	STRENGTH OF	OPP. STRENGTH	TEAM	ADJ.	CONF.	ADJ CONF.
Average RPI Loss: 142	RECORD	PCT. RANK	GAMES	SCHEDULE	OF SCHEDULE	RPI	RPI	RPI	RPI
DIV. I ONLY	8- 15	259	5-5	129	264	226	226	24	24
DIV. I NON-CONF.	1- 8	322	0	17	191	208	208	25	25
TOTALS	RPI 1-25	RPI 26-50	W-L RECORDS	RPI 51-100	RPI 101-150	RPI 150+			
8- 15	0- 1	0- 0	OVERALL	0- 5	0- 3	8- 6			
2- 9	0- 0	0- 0	HOME	0- 3	0- 2	2- 4			
6- 4	0- 1	0- 0	AWAY	0- 2	0- 0	6- 1			
0- 2	0- 0	0- 0	NEUTRAL	0- 0	0- 1	0- 1			
1- 8	0- 1	0- 0	NON-CONFERENCE	0- 3	0- 3	1- 1			
0- 3	0- 0	0- 0	HOME	0- 1	0- 2	0- 0			
1- 3	0- 1	0- 0	AWAY	0- 2	0- 0	1- 0			
0- 2	0- 0	0- 0	NEUTRAL	0- 0	0- 1	0- 1			
7- 7	0- 0	0- 0	CONFERENCE	0- 2	0- 0	7- 5			
2- 6	0- 0	0- 0	HOME	0- 2	0- 0	2- 4			
5- 1	0- 0	0- 0	AWAY	0- 0	0- 0	5- 1			
0- 0	0- 0	0- 0	NEUTRAL	0- 0	0- 0	0- 0			

RPI 1-25				RPI 26-50				RPI 51-100				RPI 101+ Team's RPI: 226			
RPI	S	Opponent	Score	RPI	S	Opponent	Score	RPI	S	Opponent	Score	RPI	S	Opponent	Score
19	A	Central Mich.	50 70					54	A	Stony Brook	40 59	127	H	Duquesne	74 76
								55	A	Penn	42 74	133	N	Washington	34 65
								64	H	Marist	56 73	146	H	Massachusetts	51 65
								70	H	Seton Hall	37 89	170	N	Towson	58 75
								90	H	Rider	37 81	188	A	Quinnipiac	75 71
												188	H	Quinnipiac	63 67
												206	A	Manhattan	32 54
												240	A	Fairfield	59 52
												240	H	Fairfield	40 52
												272	A	Winthrop	68 61
												275	A	Niagara	70 58
												275	H	Niagara	57 63
												277	H	Siena	58 47
												299	A	Monmouth	36 33
												299	H	Monmouth	50 56
												324	H	Saint Peter's	69 59
												339	A	Canisius	60 57
LAST 10 Division I															
277	H	Siena	58 47	64	H	Marist	56 73								
240	A	Fairfield	59 52	188	H	Quinnipiac	63 67								
299	H	Monmouth	50 56	206	A	Manhattan	32 54								
275	A	Niagara	70 58	324	H	Saint Peter's	69 59								
339	A	Canisius	60 57	240	H	Fairfield	40 52								

Non-Div I Games:

Iona

Saint Joseph's

Through Games Of Feb. 22, 2020

Average RPI Win: 183	WON-LOST	WINNING	LAST 10	STRENGTH OF	OPP. STRENGTH	TEAM	ADJ.	CONF.	ADJ CONF.
Average RPI Loss: 126	RECORD	PCT. RANK	GAMES	SCHEDULE	OF SCHEDULE	RPI	RPI	RPI	RPI
DIV. I ONLY	9- 17	266	2-8	127	118	227	227	12	12
DIV. I NON-CONF.	6- 6	164	0	107	120	150	150	12	12
TOTALS	RPI 1-25	RPI 26-50	W-L RECORDS	RPI 51-100	RPI 101-150	RPI 150+			
9- 17	0- 0	0- 1	OVERALL	2- 5	3- 6	4- 5			
5- 8	0- 0	0- 1	HOME	1- 2	1- 2	3- 3			
3- 7	0- 0	0- 0	AWAY	0- 2	2- 4	1- 1			
1- 2	0- 0	0- 0	NEUTRAL	1- 1	0- 0	0- 1			
6- 6	0- 0	0- 1	NON-CONFERENCE	2- 3	1- 1	3- 1			
4- 2	0- 0	0- 1	HOME	1- 1	0- 0	3- 0			
1- 2	0- 0	0- 0	AWAY	0- 1	1- 1	0- 0			
1- 2	0- 0	0- 0	NEUTRAL	1- 1	0- 0	0- 1			
3- 11	0- 0	0- 0	CONFERENCE	0- 2	2- 5	1- 4			
1- 6	0- 0	0- 0	HOME	0- 1	1- 2	0- 3			
2- 5	0- 0	0- 0	AWAY	0- 1	1- 3	1- 1			
0- 0	0- 0	0- 0	NEUTRAL	0- 0	0- 0	0- 0			

RPI S	Opponent	Score	RPI S	Opponent	Score	RPI S	Opponent	Score	RPI S	Opponent	Score	Team's RPI: 227
			44 H	Drexel	52 62	52 H	Dayton	44 59	104 A	VCU	40 47	
						55 H	Penn	45 55	108 A	Auburn	62 66	
						70 N	Seton Hall	39 55	112 H	Richmond	67 56	
						89 A	Villanova	44 60	125 A	Columbia	71 57	
						91 H	Temple	67 63	126 A	Davidson	63 54	
						96 A	Saint Louis	48 63	127 A	Duquesne	42 53	
						100 N	Harvard	63 39	127 H	Duquesne	51 58	
									139 H	George Washington	50 56	
									146 A	Massachusetts	43 61	
									172 A	La Salle	59 67	
									172 H	La Salle	53 59	
									181 H	American	72 51	
									207 H	Rhode Island	47 49	
									211 N	Furman	48 63	
									230 H	George Mason	49 54	
									293 A	St. Bonaventure	61 60	
									307 H	Navy	49 40	
									310 H	Sacred Heart	71 44	
LAST 10 Division I												
230 H	George Mason	49 54	52 H	Dayton	44 59							
126 A	Davidson	63 54	139 H	George Washington	50 56							
172 H	La Salle	53 59	172 A	La Salle	59 67							
127 A	Duquesne	42 53	293 A	St. Bonaventure	61 60							
96 A	Saint Louis	48 63	127 H	Duquesne	51 58							

Non-Div I Games:

Saint Joseph's

■ Loss,
■ Non-Conf,
■ S Site,
■ H Home
■ A Away
N Neutral

Average RPI Win: 281	WON-LOST	WINNING	LAST 10	STRENGTH OF	OPP. STRENGTH	TEAM	ADJ.	CONF.	ADJ CONF.
Average RPI Loss: 128	RECORD	PCT. RANK	GAMES	SCHEDULE	OF SCHEDULE	RPI	RPI	RPI	RPI
DIV. I ONLY	11- 14	209	5-5	266	198	228	228	20	20
DIV. I NON-CONF.	5- 4	140	0	315	78	188	188	23	23
TOTALS	RPI 1-25	RPI 26-50	W-L RECORDS	RPI 51-100	RPI 101-150	RPI 150+			
11- 14	0- 2	0- 2	OVERALL	0- 3	1- 1	10- 6			
7- 3	0- 0	0- 1	HOME	0- 1	1- 0	6- 1			
4- 11	0- 2	0- 1	AWAY	0- 2	0- 1	4- 5			
0- 0	0- 0	0- 0	NEUTRAL	0- 0	0- 0	0- 0			
5- 4	0- 2	0- 0	NON-CONFERENCE	0- 1	0- 0	5- 1			
2- 1	0- 0	0- 0	HOME	0- 0	0- 0	2- 1			
3- 3	0- 2	0- 0	AWAY	0- 1	0- 0	3- 0			
0- 0	0- 0	0- 0	NEUTRAL	0- 0	0- 0	0- 0			
6- 10	0- 0	0- 2	CONFERENCE	0- 2	1- 1	5- 5			
5- 2	0- 0	0- 1	HOME	0- 1	1- 0	4- 0			
1- 8	0- 0	0- 1	AWAY	0- 1	0- 1	1- 5			
0- 0	0- 0	0- 0	NEUTRAL	0- 0	0- 0	0- 0			

RPI 1-25				RPI 26-50				RPI 51-100				RPI 101+ Team's RPI: 228			
RPI	S	Opponent	Score	RPI	S	Opponent	Score	RPI	S	Opponent	Score	RPI	S	Opponent	Score
4	A	Louisville	40 76	47	A	UT Martin	56 98	58	A	Belmont	53 70	118	A	Southeast Mo. St.	73 88
11	A	Mississippi St.	43 124	47	H	UT Martin	64 89	58	H	Belmont	56 86	118	H	Southeast Mo. St.	70 62
								95	A	Southern Ill.	66 76	173	H	Samford	56 84
												177	A	Austin Peay	61 69
												209	A	Tennessee Tech	72 77
												214	A	Eastern Ill.	46 66
												214	H	Eastern Ill.	92 87
												252	A	Lipscomb	67 57
												255	A	Jacksonville St.	51 68
												262	H	Arkansas St.	77 62
												276	H	Morehead St.	83 75
												279	H	Indiana St.	70 62
												322	A	Evansville	61 59
												332	A	Tennessee St.	81 96
												332	H	Tennessee St.	100 62
												340	A	SIUE	70 61
												340	H	SIUE	74 60
												351	A	Mississippi Val.	72 66
LAST 10 Division I															
340	A	SIUE	70 61	58	A	Belmont	53 70								
214	A	Eastern Ill.	46 66	340	H	SIUE	74 60								
276	H	Morehead St.	83 75	214	H	Eastern Ill.	92 87								
177	A	Austin Peay	61 69	332	H	Tennessee St.	100 62								
332	A	Tennessee St.	81 96	58	H	Belmont	56 86								

Non-Div I Games: Cumberland (TN) 93 60 Christian Bros. 95 59

Murray St.

Average RPI Win:	234	WON-LOST	WINNING	LAST 10	STRENGTH OF	OPP. STRENGTH	TEAM	ADJ.	CONF.	ADJ CONF.
Average RPI Loss:	131	RECORD	PCT. RANK	GAMES	SCHEDULE	OF SCHEDULE	RPI	RPI	RPI	RPI
DIV. I ONLY	9- 15	248	4-6	162	147	229	229	13	13	
DIV. I NON-CONF.	3- 6	235	0	327	217	313	313	16	16	
TOTALS	RPI 1-25	RPI 26-50	W-L RECORDS	RPI 51-100	RPI 101-150	RPI 150+				
9- 15	0- 0	0- 6	OVERALL	0- 3	1- 0	8- 6				
6- 6	0- 0	0- 2	HOME	0- 1	1- 0	5- 3				
3- 9	0- 0	0- 4	AWAY	0- 2	0- 0	3- 3				
0- 0	0- 0	0- 0	NEUTRAL	0- 0	0- 0	0- 0				
3- 6	0- 0	0- 2	NON-CONFERENCE	0- 0	0- 0	3- 4				
2- 2	0- 0	0- 0	HOME	0- 0	0- 0	2- 2				
1- 4	0- 0	0- 2	AWAY	0- 0	0- 0	1- 2				
0- 0	0- 0	0- 0	NEUTRAL	0- 0	0- 0	0- 0				
6- 9	0- 0	0- 4	CONFERENCE	0- 3	1- 0	5- 2				
4- 4	0- 0	0- 2	HOME	0- 1	1- 0	3- 1				
2- 5	0- 0	0- 2	AWAY	0- 2	0- 0	2- 1				
0- 0	0- 0	0- 0	NEUTRAL	0- 0	0- 0	0- 0				

RPI 1-25				RPI 26-50				RPI 51-100				RPI 101+				Team's RPI: 229	
RPI	S	Opponent	Score	RPI	S	Opponent	Score	RPI	S	Opponent	Score	RPI	S	Opponent	Score		
				28	A	Old Dominion	46 57	51	A	Charlotte	46 52	122	H	UAB	61 56		
				28	H	Old Dominion	54 64	60	H	Middle Tenn.	55 75	170	A	Towson	56 59		
				32	A	Western Ky.	65 79	65	A	Rice	43 81	187	H	Norfolk St.	75 69		
				32	H	Western Ky.	65 74					199	H	Fla. Atlantic	85 75		
				45	A	Rutgers	41 66					201	A	Southern Miss.	80 65		
				49	A	Ohio	51 67					221	H	UTEP	76 66		
												245	H	Morgan St.	52 57		
												259	A	North Texas	68 59		
												266	H	Bowling Green	69 82		
												270	A	Louisiana Tech	50 60		
												279	A	Indiana St.	72 60		
												305	H	FIU	65 68		
												311	H	UTSA	66 53		
												322	A	Evansville	62 66		
												330	H	Coppin St.	60 47		
LAST 10 Division I																	
				28	H	Old Dominion	54 64	201	A	Southern Miss.	80 65						
				32	A	Western Ky.	65 79	199	H	Fla. Atlantic	85 75						
				221	H	UTEP	76 66	305	H	FIU	65 68						
				311	H	UTSA	66 53	32	H	Western Ky.	65 74						
				270	A	Louisiana Tech	50 60	28	A	Old Dominion	46 57						

Non-Div I Games: Alderson Broadus 85 41 Ky. Christian 89 40

Marshall

Loss, Non-Conf, S Site, H Home A Away N Neutral

George Mason

Through Games Of Feb. 22, 2020

Average RPI Win:	223	WON-LOST	WINNING	LAST 10	STRENGTH OF	OPP. STRENGTH	TEAM	ADJ.	CONF.	ADJ CONF.
Average RPI Loss:	130	RECORD	PCT. RANK	GAMES	SCHEDULE	OF SCHEDULE	RPI	RPI	RPI	RPI
DIV. I ONLY	9- 18	273	2-8	141	148	230	230	12	12	
DIV. I NON-CONF.	6- 7	182	0	147	252	181	181	12	12	
TOTALS	RPI 1-25	RPI 26-50	W-L RECORDS	RPI 51-100	RPI 101-150	RPI 150+				
9- 18	0- 0	0- 2	OVERALL	0- 5	2- 5	7- 6				
4- 9	0- 0	0- 1	HOME	0- 3	2- 3	2- 2				
5- 8	0- 0	0- 0	AWAY	0- 2	0- 2	5- 4				
0- 1	0- 0	0- 1	NEUTRAL	0- 0	0- 0	0- 0				
6- 7	0- 0	0- 2	NON-CONFERENCE	0- 2	0- 0	6- 3				
2- 4	0- 0	0- 1	HOME	0- 1	0- 0	2- 2				
4- 2	0- 0	0- 0	AWAY	0- 1	0- 0	4- 1				
0- 1	0- 0	0- 1	NEUTRAL	0- 0	0- 0	0- 0				
3- 11	0- 0	0- 0	CONFERENCE	0- 3	2- 5	1- 3				
2- 5	0- 0	0- 0	HOME	0- 2	2- 3	0- 0				
1- 6	0- 0	0- 0	AWAY	0- 1	0- 2	1- 3				
0- 0	0- 0	0- 0	NEUTRAL	0- 0	0- 0	0- 0				

RPI 1-25				RPI 26-50				RPI 51-100				RPI 101+				Team's RPI: 230
RPI	S	Opponent	Score	RPI	S	Opponent	Score	RPI	S	Opponent	Score	RPI	S	Opponent	Score	
				29	H	Virginia Tech	58 77	52	A	Dayton	55 59	104	H	VCU	63 82	
				38	N	Bradley	59 61	62	H	Bucknell	51 64	112	H	Richmond	70 75	
								73	A	Coastal Caro.	59 74	126	H	Davidson	69 76	
								82	H	Fordham	54 66	127	A	Duquesne	63 84	
								96	H	Saint Louis	51 64	139	A	George Washington	57 62	
												139	H	George Washington	70 60	
												146	H	Massachusetts	73 56	
												172	A	La Salle	65 77	
												176	A	Delaware	44 63	
												181	H	American	73 55	
												205	A	Penn St.	78 68	
												207	A	Rhode Island	42 47	
												212	H	UMKC	58 64	
												220	A	SMU	59 58	
												227	A	Saint Joseph's	54 49	
												244	H	Howard	75 86	
												253	A	Col. of Charleston	72 61	
												293	A	St. Bonaventure	47 62	
												307	A	Navy	67 58	
												333	H	Detroit Mercy	75 62	
LAST 10 Division I																
				227	A	Saint Joseph's	54 49	207	A	Rhode Island	42 47					
				112	H	Richmond	70 75	172	A	La Salle	65 77					
				139	A	George Washington	57 62	104	H	VCU	63 82					
				96	H	Saint Louis	51 64	127	A	Duquesne	63 84					
				146	H	Massachusetts	73 56	82	H	Fordham	54 66					

Non-Div I Games:

George Mason

■ Loss,
 ■ Non-Conf,
 ■ S Site,
 ■ H Home
 ■ A Away
 N Neutral

Average RPI Win:	259	WON-LOST	WINNING	LAST 10	STRENGTH OF	OPP. STRENGTH	TEAM	ADJ.	CONF.	ADJ CONF.
Average RPI Loss:	223	RECORD	PCT. RANK	GAMES	SCHEDULE	OF SCHEDULE	RPI	RPI	RPI	RPI
DIV. I ONLY	14- 11	143	4-6	330	286	231	231	28	28	
DIV. I NON-CONF.	8- 5	117	0	299	285	183	183	26	26	
TOTALS	RPI 1-25	RPI 26-50	W-L RECORDS	RPI 51-100	RPI 101-150	RPI 150+				
14- 11	0- 0	0- 0	OVERALL	0- 0	1- 0	13- 11				
7- 5	0- 0	0- 0	HOME	0- 0	0- 0	7- 5				
7- 6	0- 0	0- 0	AWAY	0- 0	1- 0	6- 6				
0- 0	0- 0	0- 0	NEUTRAL	0- 0	0- 0	0- 0				
8- 5	0- 0	0- 0	NON-CONFERENCE	0- 0	1- 0	7- 5				
4- 2	0- 0	0- 0	HOME	0- 0	0- 0	4- 2				
4- 3	0- 0	0- 0	AWAY	0- 0	1- 0	3- 3				
0- 0	0- 0	0- 0	NEUTRAL	0- 0	0- 0	0- 0				
6- 6	0- 0	0- 0	CONFERENCE	0- 0	0- 0	6- 6				
3- 3	0- 0	0- 0	HOME	0- 0	0- 0	3- 3				
3- 3	0- 0	0- 0	AWAY	0- 0	0- 0	3- 3				
0- 0	0- 0	0- 0	NEUTRAL	0- 0	0- 0	0- 0				

RPI 1-25			RPI 26-50			RPI 51-100			RPI 101+			Team's RPI: 231
RPI	S	Opponent	Score	RPI	S	Opponent	Score	RPI	S	Opponent	Score	
111	A	San Diego	72	67				157	A	UC Davis	71	61
157	H	UC Davis	61	72				165	H	Montana	69	71
176	H	Delaware	55	72				178	A	Southern Utah	63	79
198	A	Hawaii	72	79				208	A	UNLV	64	58
225	A	Grand Canyon	80	70				232	A	San Francisco	63	71
246	A	San Diego St.	45	55				257	A	UC Santa Barbara	70	68
257	H	UC Santa Barbara	66	75				280	A	CSUN	57	63
280	H	CSUN	50	57				281	H	Utah St.	83	62
285	H	Long Beach St.	69	65				288	A	UC Irvine	75	82
289	A	LMU (CA)	79	74				290	H	Air Force	79	70
297	H	California Baptist	97	93				300	H	UC Riverside	71	61
304	H	Seattle U	81	63				313	A	Cal Poly	67	60
313	A	Cal Poly	65	64				313	H	Cal Poly	65	64
LAST 10 Division I												
280	H	CSUN	50	57	157	H	UC Davis	61	72			
157	A	UC Davis	71	61	313	H	Cal Poly	65	64			
313	A	Cal Poly	67	60	257	H	UC Santa Barbara	66	75			
288	A	UC Irvine	75	82	198	A	Hawaii	72	79			
300	H	UC Riverside	71	61	280	A	CSUN	57	63			

Non-Div I Games:

Cal St. Fullerton

■ Loss,
 ■ Non-Conf,
 ■ S Site,
 ■ Home
 ■ A Away
 N Neutral

San Francisco

Through Games Of Feb. 22, 2020

Average RPI Win:	235	WON-LOST	WINNING	LAST 10	STRENGTH OF	OPP. STRENGTH	TEAM	ADJ.	CONF.	ADJ CONF.
Average RPI Loss:	121	RECORD	PCT. RANK	GAMES	SCHEDULE	OF SCHEDULE	RPI	RPI	RPI	RPI
DIV. I ONLY	10- 18	258	3-7	135	127	232	232	11	11	
DIV. I NON-CONF.	7- 5	131	0	161	218	142	142	11	11	
TOTALS	RPI 1-25	RPI 26-50	W-L RECORDS	RPI 51-100	RPI 101-150	RPI 150+				
10- 18	0- 4	0- 0	OVERALL	1- 1	0- 7	9- 6				
5- 9	0- 2	0- 0	HOME	1- 0	0- 4	4- 3				
2- 8	0- 1	0- 0	AWAY	0- 1	0- 3	2- 3				
3- 1	0- 1	0- 0	NEUTRAL	0- 0	0- 0	3- 0				
7- 5	0- 2	0- 0	NON-CONFERENCE	0- 0	0- 2	7- 1				
3- 2	0- 1	0- 0	HOME	0- 0	0- 1	3- 0				
1- 2	0- 0	0- 0	AWAY	0- 0	0- 1	1- 1				
3- 1	0- 1	0- 0	NEUTRAL	0- 0	0- 0	3- 0				
3- 13	0- 2	0- 0	CONFERENCE	1- 1	0- 5	2- 5				
2- 7	0- 1	0- 0	HOME	1- 0	0- 3	1- 3				
1- 6	0- 1	0- 0	AWAY	0- 1	0- 2	1- 2				
0- 0	0- 0	0- 0	NEUTRAL	0- 0	0- 0	0- 0				

RPI 1-25				RPI 26-50				RPI 51-100				RPI 101+ Team's RPI: 232			
RPI	S	Opponent	Score	RPI	S	Opponent	Score	RPI	S	Opponent	Score	RPI	S	Opponent	Score
7	H	Stanford	71 97					72	A	BYU	44 57	110	H	Pacific	61 84
11	N	Mississippi St.	38 73					72	H	BYU	60 58	111	A	San Diego	50 54
14	A	Gonzaga	38 56									111	H	San Diego	58 61
14	H	Gonzaga	46 69									123	H	Idaho	60 66
												133	A	Washington	54 73
												136	A	Portland	49 69
												136	H	Portland	66 73
												157	A	UC Davis	67 79
												167	H	Saint Mary's (CA)	79 86
												192	N	Houston	80 57
												194	A	Pepperdine	70 82
												194	H	Pepperdine	64 70
												203	A	Santa Clara	72 66
												203	H	Santa Clara	72 80
												224	A	Northern Colo.	90 83
												231	H	Cal St. Fullerton	71 63
												266	N	Bowling Green	64 56
												280	H	CSUN	79 61
												288	N	UC Irvine	68 61
												289	A	LMU (CA)	69 76
												289	H	LMU (CA)	70 68
												308	H	Sacramento St.	87 82
LAST 10 Division I															
				72	H	BYU	60 58					194	H	Pepperdine	64 70
				111	H	San Diego	58 61					203	A	Santa Clara	72 66
				136	A	Portland	49 69					111	A	San Diego	50 54
				14	A	Gonzaga	38 56					72	A	BYU	44 57
				289	H	LMU (CA)	70 68					14	H	Gonzaga	46 69

Non-Div I Games:

San Francisco

■ Loss,
■ Non-Conf,
■ S Site,
■ H Home
■ A Away
N Neutral

Average RPI Win:	294	WON-LOST	WINNING	LAST 10	STRENGTH OF	OPP. STRENGTH	TEAM	ADJ.	CONF.	ADJ CONF.
Average RPI Loss:	141	RECORD	PCT. RANK	GAMES	SCHEDULE	OF SCHEDULE	RPI	RPI	RPI	RPI
DIV. I ONLY	13- 14	183	5-5	250	313	233	233	27	27	
DIV. I NON-CONF.	4- 9	250	0	253	295	282	282	28	28	
TOTALS	RPI 1-25	RPI 26-50	W-L RECORDS	RPI 51-100	RPI 101-150	RPI 150+				
13- 14	0- 0	0- 0	OVERALL	0- 5	0- 2	13- 7				
8- 6	0- 0	0- 0	HOME	0- 2	0- 1	8- 3				
5- 8	0- 0	0- 0	AWAY	0- 3	0- 1	5- 4				
0- 0	0- 0	0- 0	NEUTRAL	0- 0	0- 0	0- 0				
4- 9	0- 0	0- 0	NON-CONFERENCE	0- 3	0- 2	4- 4				
2- 4	0- 0	0- 0	HOME	0- 1	0- 1	2- 2				
2- 5	0- 0	0- 0	AWAY	0- 2	0- 1	2- 2				
0- 0	0- 0	0- 0	NEUTRAL	0- 0	0- 0	0- 0				
9- 5	0- 0	0- 0	CONFERENCE	0- 2	0- 0	9- 3				
6- 2	0- 0	0- 0	HOME	0- 1	0- 0	6- 1				
3- 3	0- 0	0- 0	AWAY	0- 1	0- 0	3- 2				
0- 0	0- 0	0- 0	NEUTRAL	0- 0	0- 0	0- 0				

RPI 1-25				RPI 26-50				RPI 51-100				RPI 101+				Team's RPI: 233	
RPI	S	Opponent	Score	RPI	S	Opponent	Score	RPI	S	Opponent	Score	RPI	S	Opponent	Score		
								54	A	Stony Brook	41	60	121	A	Kansas	44	79
								54	H	Stony Brook	69	89	146	H	Massachusetts	58	74
								66	H	Yale	59	67	164	H	Dartmouth	51	62
								77	A	Boston College	46	89	166	A	Binghamton	66	56
								88	A	Colgate	51	73	166	H	Binghamton	58	62
													171	A	Providence	38	63
													182	H	Cornell	56	70
													186	A	Merrimack	50	73
													210	A	Maine	53	77
													210	H	Maine	66	57
													268	A	New Hampshire	66	53
													268	H	New Hampshire	58	53
													284	A	UMBC	52	65
													284	H	UMBC	75	64
													296	H	Vermont	61	47
													317	H	Fairleigh Dickinson	61	56
													318	A	Bryant	55	35
													320	H	Albany (NY)	53	51
													336	H	LIU Brooklyn	65	56
													347	A	Hartford	68	63
													347	H	Hartford	64	56
													349	A	Central Conn. St.	56	54
LAST 10 Division I																	
				166	H	Binghamton	58	62	268	A	New Hampshire	66	53				
				347	H	Hartford	64	56	54	A	Stony Brook	41	60				
				210	A	Maine	53	77	296	H	Vermont	61	47				
				284	A	UMBC	52	65	320	H	Albany (NY)	53	51				
				54	H	Stony Brook	69	89	210	H	Maine	66	57				

Non-Div I Games:

UMass Lowell

■ Loss,
 ■ Non-Conf,
 ■ S Site,
 ■ Home
 ■ A Away
 N Neutral

Average RPI Win:	251	WON-LOST	WINNING	LAST 10	STRENGTH OF	OPP. STRENGTH	TEAM	ADJ.	CONF.	ADJ CONF.
Average RPI Loss:	167	RECORD	PCT. RANK	GAMES	SCHEDULE	OF SCHEDULE	RPI	RPI	RPI	RPI
DIV. I ONLY	9- 15	248	5-5	193	304	234	234	23	23	
DIV. I NON-CONF.	2- 6	279	0	196	284	250	250	24	24	
TOTALS	RPI 1-25	RPI 26-50	W-L RECORDS	RPI 51-100	RPI 101-150	RPI 150+				
9- 15	0- 0	0- 1	OVERALL	1- 3	0- 2	8- 9				
5- 4	0- 0	0- 0	HOME	1- 0	0- 1	4- 3				
4- 11	0- 0	0- 1	AWAY	0- 3	0- 1	4- 6				
0- 0	0- 0	0- 0	NEUTRAL	0- 0	0- 0	0- 0				
2- 6	0- 0	0- 1	NON-CONFERENCE	0- 1	0- 0	2- 4				
1- 0	0- 0	0- 0	HOME	0- 0	0- 0	1- 0				
1- 6	0- 0	0- 1	AWAY	0- 1	0- 0	1- 4				
0- 0	0- 0	0- 0	NEUTRAL	0- 0	0- 0	0- 0				
7- 9	0- 0	0- 0	CONFERENCE	1- 2	0- 2	6- 5				
4- 4	0- 0	0- 0	HOME	1- 0	0- 1	3- 3				
3- 5	0- 0	0- 0	AWAY	0- 2	0- 1	3- 2				
0- 0	0- 0	0- 0	NEUTRAL	0- 0	0- 0	0- 0				

RPI S	Opponent	Score	RPI S	Opponent	Score	RPI S	Opponent	Score	RPI S	Opponent	Score	Team's RPI: 234
26	A LSU	52 62	80	A Alabama	50 87	113	A Abilene Christian	53 61				
			97	A SFA	51 77	113	H Abilene Christian	62 68				
			99	A A&M-Corpus Christi	48 49	153	H Jackson St.	63 59				
			99	H A&M-Corpus Christi	48 44	154	A Sam Houston St.	75 81				
						154	H Sam Houston St.	69 84				
						156	H New Orleans	73 57				
						192	A Houston	65 78				
						201	A Southern Miss.	54 62				
						204	A Louisiana	50 60				
						243	H Central Ark.	63 42				
						260	H Incarnate Word	58 44				
						267	A Nicholls St.	49 54				
						267	H Nicholls St.	65 67				
						270	A Louisiana Tech	78 92				
						271	H Lamar University	57 65				
						316	A Houston Baptist	69 59				
						338	A Northwestern St.	72 56				
						343	A McNeese	74 67				
						350	A La.-Monroe	65 52				
LAST 10 Division I												
113	H Abilene Christian	62 68	156	H New Orleans	73 57							
99	A A&M-Corpus Christi	48 49	243	H Central Ark.	63 42							
267	A Nicholls St.	49 54	338	A Northwestern St.	72 56							
154	A Sam Houston St.	75 81	343	A McNeese	74 67							
260	H Incarnate Word	58 44	113	A Abilene Christian	53 61							

Non-Div I Games: LSU-Alexandria 89 67

Southeastern La.

CSU Bakersfield

Through Games Of Feb. 22, 2020

Average RPI Win:	259	WON-LOST	WINNING	LAST 10	STRENGTH OF	OPP. STRENGTH	TEAM	ADJ.	CONF.	ADJ CONF.
Average RPI Loss:	218	RECORD	PCT. RANK	GAMES	SCHEDULE	OF SCHEDULE	RPI	RPI	RPI	RPI
DIV. I ONLY	12- 11	164	4-6	294	314	235	235	31	31	
DIV. I NON-CONF.	5- 5	164	0	134	167	143	143	32	32	
TOTALS	RPI 1-25	RPI 26-50	W-L RECORDS	RPI 51-100	RPI 101-150	RPI 150+				
12- 11	0- 2	0- 0	OVERALL	0- 0	1- 1	11- 8				
8- 4	0- 0	0- 0	HOME	0- 0	1- 0	7- 4				
4- 7	0- 2	0- 0	AWAY	0- 0	0- 1	4- 4				
0- 0	0- 0	0- 0	NEUTRAL	0- 0	0- 0	0- 0				
5- 5	0- 2	0- 0	NON-CONFERENCE	0- 0	1- 1	4- 2				
5- 0	0- 0	0- 0	HOME	0- 0	1- 0	4- 0				
0- 5	0- 2	0- 0	AWAY	0- 0	0- 1	0- 2				
0- 0	0- 0	0- 0	NEUTRAL	0- 0	0- 0	0- 0				
7- 6	0- 0	0- 0	CONFERENCE	0- 0	0- 0	7- 6				
3- 4	0- 0	0- 0	HOME	0- 0	0- 0	3- 4				
4- 2	0- 0	0- 0	AWAY	0- 0	0- 0	4- 2				
0- 0	0- 0	0- 0	NEUTRAL	0- 0	0- 0	0- 0				

RPI 1-25				RPI 26-50				RPI 51-100				RPI 101+ Team's RPI: 235			
RPI	S	Opponent	Score	RPI	S	Opponent	Score	RPI	S	Opponent	Score	RPI	S	Opponent	Score
14	A	Gonzaga	48 92									110	H	Pacific	80 70
16	A	Oregon St.	50 69									133	A	Washington	49 80
												155	A	Wright St.	60 65
												160	H	San Jose St.	75 71
												212	A	UMKC	43 58
												212	H	UMKC	70 60
												225	A	Grand Canyon	59 54
												257	H	UC Santa Barbara	66 62
												259	H	North Texas	61 52
												297	A	California Baptist	66 61
												297	H	California Baptist	53 55
												300	A	UC Riverside	52 53
												302	A	Utah Valley	55 53
												302	H	Utah Valley	56 63
												304	A	Seattle U	57 63
												304	H	Seattle U	55 43
												314	H	N.C. Central	80 71
												315	H	UTRGV	52 66
												319	H	New Mexico St.	60 59
												348	A	Chicago St.	58 51
												348	H	Chicago St.	58 60
LAST 10 Division I															
				304	H	Seattle U	55 43					315	H	UTRGV	52 66
				302	H	Utah Valley	56 63					319	H	New Mexico St.	60 59
				212	A	UMKC	43 58					304	A	Seattle U	57 63
				348	A	Chicago St.	58 51					302	A	Utah Valley	55 53
				297	H	California Baptist	53 55					348	H	Chicago St.	58 60

Non-Div I Games: Westcliff 100 44 Fresno Pacific 95 64 Cal St. Dom. Hills 83 74

CSU Bakersfield

Average RPI Win:	259	WON-LOST	WINNING	LAST 10	STRENGTH OF	OPP. STRENGTH	TEAM	ADJ.	CONF.	ADJ CONF.
Average RPI Loss:	158	RECORD	PCT. RANK	GAMES	SCHEDULE	OF SCHEDULE	RPI	RPI	RPI	RPI
DIV. I ONLY	11- 13	203	4-6	247	276	236	236	22	22	
DIV. I NON-CONF.	5- 4	140	0	210	222	144	144	19	19	
TOTALS	RPI 1-25	RPI 26-50	W-L RECORDS	RPI 51-100	RPI 101-150	RPI 150+				
11- 13	0- 1	0- 0	OVERALL	1- 1	0- 3	10- 8				
7- 5	0- 0	0- 0	HOME	1- 0	0- 2	6- 3				
4- 8	0- 1	0- 0	AWAY	0- 1	0- 1	4- 5				
0- 0	0- 0	0- 0	NEUTRAL	0- 0	0- 0	0- 0				
5- 4	0- 1	0- 0	NON-CONFERENCE	0- 0	0- 2	5- 1				
3- 1	0- 0	0- 0	HOME	0- 0	0- 1	3- 0				
2- 3	0- 1	0- 0	AWAY	0- 0	0- 1	2- 1				
0- 0	0- 0	0- 0	NEUTRAL	0- 0	0- 0	0- 0				
6- 9	0- 0	0- 0	CONFERENCE	1- 1	0- 1	5- 7				
4- 4	0- 0	0- 0	HOME	1- 0	0- 1	3- 3				
2- 5	0- 0	0- 0	AWAY	0- 1	0- 0	2- 4				
0- 0	0- 0	0- 0	NEUTRAL	0- 0	0- 0	0- 0				

RPI	S	Opponent	Score	RPI	S	Opponent	Score	RPI	S	Opponent	Score	RPI	S	Opponent	Score	Team's RPI: 236
17	A	Indiana	56 93					53	A	IUPUI	69 77	103	H	Kent St.	73 82	
								53	H	IUPUI	75 73	131	A	Robert Morris	43 58	
												145	H	Green Bay	63 70	
												151	A	Akron	62 91	
												155	A	Wright St.	41 91	
												155	H	Wright St.	54 67	
												157	H	Eastern Mich.	79 77	
												184	A	Northern Ky.	56 75	
												184	H	Northern Ky.	55 59	
												191	A	Cleveland St.	52 60	
												191	H	Cleveland St.	84 72	
												239	H	Milwaukee	62 74	
												251	A	Saint Francis (PA)	56 46	
												283	A	Eastern Ky.	72 63	
												286	A	Oakland	79 74	
												287	H	Wagner	64 42	
												333	A	Detroit Mercy	62 47	
												333	H	Detroit Mercy	72 66	
												339	H	Canisius	87 59	
												341	A	UIC	53 59	
												341	H	UIC	77 65	
LAST 10 Division I																
333	H	Detroit Mercy	72 66	341	A	UIC	53 59									
191	H	Cleveland St.	84 72	239	H	Milwaukee	62 74									
184	H	Northern Ky.	55 59	145	H	Green Bay	63 70									
155	H	Wright St.	54 67	333	A	Detroit Mercy	62 47									
53	A	IUPUI	69 77	286	A	Oakland	79 74									

Non-Div I Games: Lake Erie 83 48 Muskingum 92 46

Youngstown St.

Loss, Non-Conf, S Site, H Home A Away N Neutral

Average RPI Win:	291	WON-LOST	WINNING	LAST 10	STRENGTH OF	OPP. STRENGTH	TEAM	ADJ.	CONF.	ADJ CONF.
Average RPI Loss:	143	RECORD	PCT. RANK	GAMES	SCHEDULE	OF SCHEDULE	RPI	RPI	RPI	RPI
DIV. I ONLY	9- 17	266	5-5	151	235	237	237	21	21	
DIV. I NON-CONF.	3- 8	268	0	131	259	234	234	20	20	
TOTALS	RPI 1-25	RPI 26-50	W-L RECORDS	RPI 51-100	RPI 101-150	RPI 150+				
9- 17	0- 1	0- 3	OVERALL	0- 1	0- 5	9- 7				
5- 5	0- 0	0- 1	HOME	0- 1	0- 1	5- 2				
3- 11	0- 1	0- 2	AWAY	0- 0	0- 3	3- 5				
1- 1	0- 0	0- 0	NEUTRAL	0- 0	0- 1	1- 0				
3- 8	0- 1	0- 1	NON-CONFERENCE	0- 0	0- 3	3- 3				
1- 2	0- 0	0- 0	HOME	0- 0	0- 0	1- 2				
1- 5	0- 1	0- 1	AWAY	0- 0	0- 2	1- 1				
1- 1	0- 0	0- 0	NEUTRAL	0- 0	0- 1	1- 0				
6- 9	0- 0	0- 2	CONFERENCE	0- 1	0- 2	6- 4				
4- 3	0- 0	0- 1	HOME	0- 1	0- 1	4- 0				
2- 6	0- 0	0- 1	AWAY	0- 0	0- 1	2- 4				
0- 0	0- 0	0- 0	NEUTRAL	0- 0	0- 0	0- 0				

RPI 1-25				RPI 26-50				RPI 51-100				RPI 101+ Team's RPI: 237			
RPI	S	Opponent	Score	RPI	S	Opponent	Score	RPI	S	Opponent	Score	RPI	S	Opponent	Score
2	A	South Carolina	50 92	36	A	Michigan	35 62	73	H	Coastal Caro.	53 80	104	A	VCU	38 66
				50	A	Troy	55 84					107	A	UT Arlington	44 63
				50	H	Troy	61 81					107	H	UT Arlington	60 82
												119	N	Bethune-Cookman	44 61
												129	A	UNC Greensboro	47 54
												179	A	Elon	66 67
												190	A	Little Rock	63 68
												193	H	Gardner-Webb	56 67
												249	A	South Alabama	66 81
												249	H	South Alabama	71 59
												256	A	Texas St.	59 47
												256	H	Texas St.	73 65
												262	A	Arkansas St.	58 76
												273	A	Wofford	54 51
												292	H	ETSU	61 67
												294	A	Ga. Southern	70 78
												294	H	Ga. Southern	83 75
												312	A	Georgia St.	64 59
												312	H	Georgia St.	65 37
												329	H	Mercer	77 68
												339	N	Canisius	74 57
LAST 10 Division I															
				294	A	Ga. Southern	70 78					107	A	UT Arlington	44 63
				312	A	Georgia St.	64 59					294	H	Ga. Southern	83 75
				50	H	Troy	61 81					312	H	Georgia St.	65 37
				249	H	South Alabama	71 59					190	A	Little Rock	63 68
				256	A	Texas St.	59 47					73	H	Coastal Caro.	53 80

Non-Div I Games:

Appalachian St.

■ Loss,
 ■ Non-Conf, S Site,
 ■ Home
 ■ Away
 N Neutral

Average RPI Win: 263	WON-LOST	WINNING	LAST 10	STRENGTH OF	OPP. STRENGTH	TEAM	ADJ.	CONF.	ADJ CONF.
Average RPI Loss: 163	RECORD	PCT. RANK	GAMES	SCHEDULE	OF SCHEDULE	RPI	RPI	RPI	RPI
DIV. I ONLY	13- 13	172	6-4	295	215	238	238	17	17
DIV. I NON-CONF.	6- 4	123	0	332	269	232	232	21	21
TOTALS	RPI 1-25	RPI 26-50	W-L RECORDS	RPI 51-100	RPI 101-150	RPI 150+			
13- 13	0- 0	0- 0	OVERALL	0- 3	0- 3	13- 7			
9- 4	0- 0	0- 0	HOME	0- 1	0- 1	9- 2			
3- 9	0- 0	0- 0	AWAY	0- 2	0- 2	3- 5			
1- 0	0- 0	0- 0	NEUTRAL	0- 0	0- 0	1- 0			
6- 4	0- 0	0- 0	NON-CONFERENCE	0- 2	0- 1	6- 1			
4- 1	0- 0	0- 0	HOME	0- 1	0- 0	4- 0			
1- 3	0- 0	0- 0	AWAY	0- 1	0- 1	1- 1			
1- 0	0- 0	0- 0	NEUTRAL	0- 0	0- 0	1- 0			
7- 9	0- 0	0- 0	CONFERENCE	0- 1	0- 2	7- 6			
5- 3	0- 0	0- 0	HOME	0- 0	0- 1	5- 2			
2- 6	0- 0	0- 0	AWAY	0- 1	0- 1	2- 4			
0- 0	0- 0	0- 0	NEUTRAL	0- 0	0- 0	0- 0			

RPI S	Opponent	Score	RPI S	Opponent	Score	RPI S	Opponent	Score	RPI S	Opponent	Score	Team's RPI: 238
						69	A Fresno St.	58 69	102	A Boise St.	40 54	
						85	A Southern California	47 50	102	H Boise St.	72 83	
						97	H SFA	65 80	114	A Utah	62 68	
									160	A San Jose St.	80 76	
									160	H San Jose St.	70 72	
									167	H Saint Mary's (CA)	78 72	
									202	A Wyoming	59 83	
									208	A UNLV	64 66	
									208	H UNLV	62 59	
									213	A New Mexico	67 87	
									213	H New Mexico	86 78	
									216	A Portland St.	75 80	
									246	H San Diego St.	70 69	
									265	A Colorado St.	70 75	
									265	H Colorado St.	74 63	
									281	H Utah St.	69 60	
									290	A Air Force	71 67	
									290	H Air Force	61 68	
									302	A Utah Valley	60 57	
									308	H Sacramento St.	83 72	
									313	H Cal Poly	71 40	
									315	N UTRGV	62 57	
									348	H Chicago St.	80 60	
LAST 10 Division I												
			69	A Fresno St.	58 69		102	H Boise St.	72 83			
			213	H New Mexico	86 78		265	H Colorado St.	74 63			
			208	H UNLV	62 59		213	A New Mexico	67 87			
			160	A San Jose St.	80 76		208	A UNLV	64 66			
			290	A Air Force	71 67		246	H San Diego St.	70 69			

Non-Div I Games: Stanislaus St. 80 62

Nevada

Average RPI Win:	250	WON-LOST	WINNING	LAST 10	STRENGTH OF	OPP. STRENGTH	TEAM	ADJ.	CONF.	ADJ CONF.
Average RPI Loss:	135	RECORD	PCT. RANK	GAMES	SCHEDULE	OF SCHEDULE	RPI	RPI	RPI	RPI
DIV. I ONLY	10- 15	237	6-4	203	194	239	239	22	22	
DIV. I NON-CONF.	2- 8	295	0	179	57	300	300	19	19	
TOTALS	RPI 1-25	RPI 26-50	W-L RECORDS	RPI 51-100	RPI 101-150	RPI 150+				
10- 15	0- 1	0- 2	OVERALL	0- 3	1- 3	9- 6				
7- 5	0- 0	0- 1	HOME	0- 1	1- 0	6- 3				
3- 10	0- 1	0- 1	AWAY	0- 2	0- 3	3- 3				
0- 0	0- 0	0- 0	NEUTRAL	0- 0	0- 0	0- 0				
2- 8	0- 1	0- 2	NON-CONFERENCE	0- 1	0- 2	2- 2				
2- 3	0- 0	0- 1	HOME	0- 0	0- 0	2- 2				
0- 5	0- 1	0- 1	AWAY	0- 1	0- 2	0- 0				
0- 0	0- 0	0- 0	NEUTRAL	0- 0	0- 0	0- 0				
8- 7	0- 0	0- 0	CONFERENCE	0- 2	1- 1	7- 4				
5- 2	0- 0	0- 0	HOME	0- 1	1- 0	4- 1				
3- 5	0- 0	0- 0	AWAY	0- 1	0- 1	3- 3				
0- 0	0- 0	0- 0	NEUTRAL	0- 0	0- 0	0- 0				

RPI 1-25				RPI 26-50				RPI 51-100				RPI 101+ Team's RPI: 239			
RPI	S	Opponent	Score	RPI	S	Opponent	Score	RPI	S	Opponent	Score	RPI	S	Opponent	Score
21	A	DePaul	65 94	37	H	Marquette	56 78	53	A	IUPUI	53 60	125	A	Columbia	46 74
				42	A	Purdue	55 68	53	H	IUPUI	52 75	137	A	Wisconsin	40 71
								81	A	Minnesota	61 77	145	A	Green Bay	48 61
												145	H	Green Bay	65 60
												155	A	Wright St.	77 67
												155	H	Wright St.	60 58
												180	H	Northern Ill.	78 65
												184	A	Northern Ky.	37 61
												184	H	Northern Ky.	49 61
												191	A	Cleveland St.	49 58
												218	H	North Dakota	58 66
												236	A	Youngstown St.	74 62
												266	H	Bowling Green	51 63
												286	A	Oakland	62 78
												286	H	Oakland	74 67
												333	A	Detroit Mercy	63 48
												333	H	Detroit Mercy	76 51
												335	H	Ark.-Pine Bluff	69 55
												341	H	UIC	71 55
LAST 10 Division I															
				53	A	IUPUI	53 60	184	A	Northern Ky.	37 61				
				333	H	Detroit Mercy	76 51	236	A	Youngstown St.	74 62				
				286	H	Oakland	74 67	191	A	Cleveland St.	49 58				
				145	H	Green Bay	65 60	53	H	IUPUI	52 75				
				155	A	Wright St.	77 67	341	H	UIC	71 55				

Non-Div I Games: Wis.-Parkside 84 77

Milwaukee

■ Loss,
 ■ Non-Conf, S Site,
 ■ Home
 ■ Away
 N Neutral

Average RPI Win: 266	WON-LOST	WINNING	LAST 10	STRENGTH OF	OPP. STRENGTH	TEAM	ADJ.	CONF.	ADJ CONF.
Average RPI Loss: 180	RECORD	PCT. RANK	GAMES	SCHEDULE	OF SCHEDULE	RPI	RPI	RPI	RPI
DIV. I ONLY	13- 11	153	5-5	343	203	240	240	24	24
DIV. I NON-CONF.	3- 6	235	0	330	83	311	311	25	25
TOTALS	RPI 1-25	RPI 26-50	W-L RECORDS	RPI 51-100	RPI 101-150	RPI 150+			
13- 11	0- 0	0- 0	OVERALL	1- 4	0- 0	12- 7			
8- 3	0- 0	0- 0	HOME	1- 0	0- 0	7- 3			
5- 8	0- 0	0- 0	AWAY	0- 4	0- 0	5- 4			
0- 0	0- 0	0- 0	NEUTRAL	0- 0	0- 0	0- 0			
3- 6	0- 0	0- 0	NON-CONFERENCE	0- 3	0- 0	3- 3			
2- 2	0- 0	0- 0	HOME	0- 0	0- 0	2- 2			
1- 4	0- 0	0- 0	AWAY	0- 3	0- 0	1- 1			
0- 0	0- 0	0- 0	NEUTRAL	0- 0	0- 0	0- 0			
10- 5	0- 0	0- 0	CONFERENCE	1- 1	0- 0	9- 4			
6- 1	0- 0	0- 0	HOME	1- 0	0- 0	5- 1			
4- 4	0- 0	0- 0	AWAY	0- 1	0- 0	4- 3			
0- 0	0- 0	0- 0	NEUTRAL	0- 0	0- 0	0- 0			

RPI S	Opponent	Score	RPI S	Opponent	Score	RPI S	Opponent	Score	RPI S	Opponent	Score	Team's RPI: 240
						63	A St. John's (NY)	69 71	164	H Dartmouth	51 52	
						64	H Marist	52 48	188	A Quinnipiac	62 76	
						70	A Seton Hall	44 74	188	H Quinnipiac	72 60	
						90	A Rider	52 60	206	H Manhattan	87 47	
						91	A Temple	59 77	207	A Rhode Island	41 74	
									222	H Brown	44 58	
									226	A Iona	52 40	
									226	H Iona	52 59	
									275	A Niagara	77 65	
									277	A Siena	65 35	
									299	A Monmouth	40 39	
									299	H Monmouth	49 38	
									307	H Navy	66 52	
									323	H Hofstra	73 64	
									324	A Saint Peter's	63 66	
									324	H Saint Peter's	67 48	
									336	A LIU Brooklyn	53 51	
									339	A Canisius	63 70	
									339	H Canisius	72 70	
LAST 10 Division I												
188	H Quinnipiac	72 60	275	A Niagara	77 65							
324	A Saint Peter's	63 66	64	H Marist	52 48							
226	H Iona	52 59	90	A Rider	52 60							
299	A Monmouth	40 39	188	A Quinnipiac	62 76							
339	A Canisius	63 70	206	H Manhattan	87 47							

Non-Div I Games:

Fairfield

■ Loss,
 ■ Non-Conf,
 ■ S Site,
 ■ H Home
 ■ A Away
 N Neutral

Average RPI Win:	266	WON-LOST	WINNING	LAST 10	STRENGTH OF	OPP. STRENGTH	TEAM	ADJ.	CONF.	ADJ CONF.
Average RPI Loss:	84	RECORD	PCT. RANK	GAMES	SCHEDULE	OF SCHEDULE	RPI	RPI	RPI	RPI
DIV. I ONLY	5- 21	319	1-9	89	76	241	241	6	6	
DIV. I NON-CONF.	3- 8	268	0	148	180	217	217	6	6	
TOTALS	RPI 1-25	RPI 26-50	W-L RECORDS	RPI 51-100	RPI 101-150	RPI 150+				
5- 21	0- 2	0- 3	OVERALL	0- 11	0- 4	5- 1				
1- 10	0- 1	0- 2	HOME	0- 5	0- 1	1- 1				
4- 10	0- 1	0- 1	AWAY	0- 5	0- 3	4- 0				
0- 1	0- 0	0- 0	NEUTRAL	0- 1	0- 0	0- 0				
3- 8	0- 0	0- 1	NON-CONFERENCE	0- 3	0- 4	3- 0				
0- 3	0- 0	0- 1	HOME	0- 1	0- 1	0- 0				
3- 4	0- 0	0- 0	AWAY	0- 1	0- 3	3- 0				
0- 1	0- 0	0- 0	NEUTRAL	0- 1	0- 0	0- 0				
2- 13	0- 2	0- 2	CONFERENCE	0- 8	0- 0	2- 1				
1- 7	0- 1	0- 1	HOME	0- 4	0- 0	1- 1				
1- 6	0- 1	0- 1	AWAY	0- 4	0- 0	1- 0				
0- 0	0- 0	0- 0	NEUTRAL	0- 0	0- 0	0- 0				

RPI 1-25				RPI 26-50				RPI 51-100				RPI 101+ Team's RPI: 241			
RPI	S	Opponent	Score	RPI	S	Opponent	Score	RPI	S	Opponent	Score	RPI	S	Opponent	Score
21	A	DePaul	66 92	37	A	Marquette	51 73	63	A	St. John's (NY)	54 71	112	H	Richmond	49 51
21	H	DePaul	69 87	39	H	James Madison	59 66	63	H	St. John's (NY)	68 74	125	A	Columbia	49 54
				41	H	Creighton	56 65	69	N	Fresno St.	69 82	126	A	Davidson	52 66
								70	A	Seton Hall	60 79	139	A	George Washington	49 52
								70	H	Seton Hall	47 61	171	H	Providence	62 53
								82	A	Fordham	54 67	254	A	Xavier	63 50
								87	A	Butler	42 60	254	H	Xavier	64 85
								87	H	Butler	46 47	289	A	LMU (CA)	64 53
								89	A	Villanova	53 74	291	A	Pittsburgh	66 56
								89	H	Villanova	40 48	326	A	UMES	57 39
								90	H	Rider	64 65				
LAST 10 Division I															
21	H	DePaul	69 87	70	H	Seton Hall	47 61								
89	H	Villanova	40 48	21	A	DePaul	66 92								
254	A	Xavier	63 50	37	A	Marquette	51 73								
87	A	Butler	42 60	89	A	Villanova	53 74								
63	H	St. John's (NY)	68 74	87	H	Butler	46 47								

Non-Div I Games:

Georgetown

■ Loss,
 ■ Non-Conf,
 ■ S Site,
 ■ H Home
 ■ A Away
 N Neutral

Average RPI Win:	328	WON-LOST	WINNING	LAST 10	STRENGTH OF	OPP. STRENGTH	TEAM	ADJ.	CONF.	ADJ CONF.
Average RPI Loss:	109	RECORD	PCT. RANK	GAMES	SCHEDULE	OF SCHEDULE	RPI	RPI	RPI	RPI
DIV. I ONLY	11- 12	192	9-1	331	285	242	242	32	32	
DIV. I NON-CONF.	0- 9	338	0	71	6	293	293	31	31	
TOTALS	RPI 1-25	RPI 26-50	W-L RECORDS	RPI 51-100	RPI 101-150	RPI 150+				
11- 12	0- 0	0- 4	OVERALL	0- 2	0- 2	11- 4				
6- 1	0- 0	0- 0	HOME	0- 0	0- 0	6- 1				
5- 9	0- 0	0- 4	AWAY	0- 2	0- 1	5- 2				
0- 2	0- 0	0- 0	NEUTRAL	0- 0	0- 1	0- 1				
0- 9	0- 0	0- 4	NON-CONFERENCE	0- 2	0- 1	0- 2				
0- 0	0- 0	0- 0	HOME	0- 0	0- 0	0- 0				
0- 7	0- 0	0- 4	AWAY	0- 2	0- 0	0- 1				
0- 2	0- 0	0- 0	NEUTRAL	0- 0	0- 1	0- 1				
11- 3	0- 0	0- 0	CONFERENCE	0- 0	0- 1	11- 2				
6- 1	0- 0	0- 0	HOME	0- 0	0- 0	6- 1				
5- 2	0- 0	0- 0	AWAY	0- 0	0- 1	5- 1				
0- 0	0- 0	0- 0	NEUTRAL	0- 0	0- 0	0- 0				

RPI S	Opponent	Score	RPI S	Opponent	Score	RPI S	Opponent	Score	RPI S	Opponent	Score	Team's RPI: 242
43	A Iowa St.	36 69	45	A Rutgers	58 78	82	A Fordham	52 65	101	N Washington St.	54 69	
46	A Oklahoma St.	59 72	48	A Texas	39 93	86	A Nebraska	39 73	142	A Texas Southern	56 61	
									153	A Jackson St.	57 60	
									153	H Jackson St.	51 72	
									163	A Wichita St.	63 69	
									248	N UNC Asheville	34 53	
									260	H Alabama A&M	55 46	
									298	A Prairie View	68 48	
									328	H Alcorn	74 57	
									331	A Alabama St.	61 51	
									331	H Alabama St.	69 47	
									335	A Ark.-Pine Bluff	70 43	
									335	H Ark.-Pine Bluff	85 61	
									345	A Grambling	70 51	
									345	H Grambling	81 57	
									351	A Mississippi Val.	84 54	
									351	H Mississippi Val.	71 40	
LAST 10 Division I												
331	A Alabama St.	61 51	328	H Alcorn	74 57							
351	H Mississippi Val.	71 40	260	H Alabama A&M	55 46							
335	H Ark.-Pine Bluff	85 61	331	H Alabama St.	69 47							
153	A Jackson St.	57 60	351	A Mississippi Val.	84 54							
345	A Grambling	70 51	335	A Ark.-Pine Bluff	70 43							

Non-Div I Games: Tougaloo 100 39 Wiley 78 55

Southern U.

Central Ark.

Through Games Of Feb. 22, 2020

Average RPI Win:	286	WON-LOST	WINNING	LAST 10	STRENGTH OF	OPP. STRENGTH	TEAM	ADJ.	CONF.	ADJ CONF.
Average RPI Loss:	142	RECORD	PCT. RANK	GAMES	SCHEDULE	OF SCHEDULE	RPI	RPI	RPI	RPI
DIV. I ONLY	8- 15	259	4-6	184	274	243	243	23	23	
DIV. I NON-CONF.	1- 5	313	0	49	105	230	230	24	24	
TOTALS	RPI 1-25	RPI 26-50	W-L RECORDS	RPI 51-100	RPI 101-150	RPI 150+				
8- 15	0- 1	0- 0	OVERALL	0- 4	0- 1	8- 9				
4- 5	0- 0	0- 0	HOME	0- 1	0- 1	4- 3				
4- 10	0- 1	0- 0	AWAY	0- 3	0- 0	4- 6				
0- 0	0- 0	0- 0	NEUTRAL	0- 0	0- 0	0- 0				
1- 5	0- 1	0- 0	NON-CONFERENCE	0- 1	0- 0	1- 3				
1- 0	0- 0	0- 0	HOME	0- 0	0- 0	1- 0				
0- 5	0- 1	0- 0	AWAY	0- 1	0- 0	0- 3				
0- 0	0- 0	0- 0	NEUTRAL	0- 0	0- 0	0- 0				
7- 10	0- 0	0- 0	CONFERENCE	0- 3	0- 1	7- 6				
3- 5	0- 0	0- 0	HOME	0- 1	0- 1	3- 3				
4- 5	0- 0	0- 0	AWAY	0- 2	0- 0	4- 3				
0- 0	0- 0	0- 0	NEUTRAL	0- 0	0- 0	0- 0				

RPI 1-25				RPI 26-50				RPI 51-100				RPI 101+ Team's RPI: 243			
RPI	S	Opponent	Score	RPI	S	Opponent	Score	RPI	S	Opponent	Score	RPI	S	Opponent	Score
13	A	Texas A&M	46 76					61	A	Tennessee	36 63	113	H	Abilene Christian	64 74
								97	A	SFA	41 102	153	H	Jackson St.	57 54
								97	H	SFA	37 58	154	A	Sam Houston St.	58 73
								99	A	A&M-Corpus Christi	47 67	154	H	Sam Houston St.	54 72
												156	A	New Orleans	73 85
												156	H	New Orleans	37 49
												159	A	Tulane	38 65
												184	A	Northern Ky.	56 72
												190	A	Little Rock	48 63
												234	A	Southeastern La.	42 63
												260	A	Incarinate Word	47 37
												267	A	Nicholls St.	53 46
												267	H	Nicholls St.	58 67
												271	H	Lamar University	53 29
												316	H	Houston Baptist	63 39
												338	A	Northwestern St.	51 44
												343	A	McNeese	70 57
												343	H	McNeese	70 49
LAST 10 Division I															
267	H	Nicholls St.	58 67	271	H	Lamar University	53 29								
97	H	SFA	37 58	338	A	Northwestern St.	51 44								
154	A	Sam Houston St.	58 73	234	A	Southeastern La.	42 63								
156	A	New Orleans	73 85	113	H	Abilene Christian	64 74								
343	H	McNeese	70 49	267	A	Nicholls St.	53 46								

Non-Div I Games: Hendrix 104 28 Central Baptist 66 43 Crowley's Ridge 82 26

Central Ark.

Loss, Non-Conf, S Site, H Home A Away N Neutral

Average RPI Win: 306	WON-LOST	WINNING	LAST 10	STRENGTH OF	OPP. STRENGTH	TEAM	ADJ.	CONF.	ADJ CONF.
Average RPI Loss: 142	RECORD	PCT. RANK	GAMES	SCHEDULE	OF SCHEDULE	RPI	RPI	RPI	RPI
DIV. I ONLY	14- 11	143	5-5	344	291	244	244	29	29
DIV. I NON-CONF.	8- 5	117	0	307	207	179	179	29	29
TOTALS	RPI 1-25	RPI 26-50	W-L RECORDS	RPI 51-100	RPI 101-150	RPI 150+			
14- 11	0- 0	0- 0	OVERALL	0- 3	0- 4	14- 4			
6- 4	0- 0	0- 0	HOME	0- 0	0- 1	6- 3			
8- 5	0- 0	0- 0	AWAY	0- 2	0- 2	8- 1			
0- 2	0- 0	0- 0	NEUTRAL	0- 1	0- 1	0- 0			
8- 5	0- 0	0- 0	NON-CONFERENCE	0- 3	0- 1	8- 1			
3- 1	0- 0	0- 0	HOME	0- 0	0- 0	3- 1			
5- 2	0- 0	0- 0	AWAY	0- 2	0- 0	5- 0			
0- 2	0- 0	0- 0	NEUTRAL	0- 1	0- 1	0- 0			
6- 6	0- 0	0- 0	CONFERENCE	0- 0	0- 3	6- 3			
3- 3	0- 0	0- 0	HOME	0- 0	0- 1	3- 2			
3- 3	0- 0	0- 0	AWAY	0- 0	0- 2	3- 1			
0- 0	0- 0	0- 0	NEUTRAL	0- 0	0- 0	0- 0			

RPI S	Opponent	Score	RPI S	Opponent	Score	RPI S	Opponent	Score	RPI S	Opponent	Score	Team's RPI: 244
						61	A Tennessee	38 88	119	A Bethune-Cookman	59 88	
						62	N Bucknell	60 70	119	H Bethune-Cookman	59 75	
						67	A South Fla.	53 82	133	N Washington	58 75	
									150	A N.C. A&T	55 60	
									172	H La Salle	62 78	
									187	H Norfolk St.	80 83	
									230	A George Mason	86 75	
									245	A Morgan St.	67 74	
									245	H Morgan St.	52 68	
									247	A East Carolina	67 51	
									269	A Loyola Maryland	75 69	
									275	H Niagara	91 42	
									284	A UMBC	72 61	
									317	H Fairleigh Dickinson	64 56	
									323	A Hofstra	73 64	
									324	H Saint Peter's	92 80	
									326	A UMES	79 58	
									330	A Coppin St.	66 54	
									330	H Coppin St.	64 52	
									342	A Florida A&M	82 56	
									342	H Florida A&M	72 58	
									346	H South Carolina St.	78 47	
LAST 10 Division I												
			150	A N.C. A&T	55 60	330	A Coppin St.	66 54				
			119	A Bethune-Cookman	59 88	342	H Florida A&M	72 58				
			342	A Florida A&M	82 56	245	A Morgan St.	67 74				
			330	H Coppin St.	64 52	346	H South Carolina St.	78 47				
			245	H Morgan St.	52 68	187	H Norfolk St.	80 83				

Non-Div I Games:

Howard

Average RPI Win: 284	WON-LOST	WINNING	LAST 10	STRENGTH OF	OPP. STRENGTH	TEAM	ADJ.	CONF.	ADJ CONF.
Average RPI Loss: 192	RECORD	PCT. RANK	GAMES	SCHEDULE	OF SCHEDULE	RPI	RPI	RPI	RPI
DIV. I ONLY	11- 13	203	7-3	335	310	245	245	29	29
DIV. I NON-CONF.	2- 9	304	0	246	195	301	301	29	29
TOTALS	RPI 1-25	RPI 26-50	W-L RECORDS	RPI 51-100	RPI 101-150	RPI 150+			
11- 13	0- 0	0- 2	OVERALL	0- 2	1- 1	10- 8			
5- 1	0- 0	0- 0	HOME	0- 0	1- 0	4- 1			
6- 10	0- 0	0- 2	AWAY	0- 1	0- 1	6- 6			
0- 2	0- 0	0- 0	NEUTRAL	0- 1	0- 0	0- 1			
2- 9	0- 0	0- 2	NON-CONFERENCE	0- 2	0- 0	2- 5			
1- 0	0- 0	0- 0	HOME	0- 0	0- 0	1- 0			
1- 7	0- 0	0- 2	AWAY	0- 1	0- 0	1- 4			
0- 2	0- 0	0- 0	NEUTRAL	0- 1	0- 0	0- 1			
9- 4	0- 0	0- 0	CONFERENCE	0- 0	1- 1	8- 3			
4- 1	0- 0	0- 0	HOME	0- 0	1- 0	3- 1			
5- 3	0- 0	0- 0	AWAY	0- 0	0- 1	5- 2			
0- 0	0- 0	0- 0	NEUTRAL	0- 0	0- 0	0- 0			

RPI S	Opponent	Score	RPI S	Opponent	Score	RPI S	Opponent	Score	RPI S	Opponent	Score	Team's RPI: 245
36	A Michigan	48 80	37	A Marquette	48 70	54	N Stony Brook	56 63	119	A Bethune-Cookman	65 74	
						86	A Nebraska	55 78	150	H N.C. A&T	42 38	
									151	N Akron	45 52	
									187	A Norfolk St.	57 64	
									229	A Marshall	57 52	
									244	A Howard	68 52	
									244	H Howard	74 67	
									256	H Texas St.	72 62	
									264	A Delaware St.	61 69	
									284	A UMBC	63 65	
									309	A Omaha	64 70	
									314	H N.C. Central	86 79	
									323	A Hofstra	39 51	
									324	A Saint Peter's	77 78	
									326	A UMES	55 44	
									326	H UMES	61 71	
									330	A Coppin St.	47 42	
									342	A Florida A&M	59 47	
									346	A South Carolina St.	60 47	
									346	H South Carolina St.	77 47	
LAST 10 Division I												
346	A South Carolina St.	60 47	326	A UMES	55 44							
187	A Norfolk St.	57 64	330	A Coppin St.	47 42							
314	H N.C. Central	86 79	150	H N.C. A&T	42 38							
326	H UMES	61 71	244	H Howard	74 67							
244	A Howard	68 52	119	A Bethune-Cookman	65 74							

Non-Div I Games: Washington Adventist 84 52 Notre Dame (MD) 113 34

Morgan St.

■ Loss,
 ■ Non-Conf,
 ■ S Site,
 ■ Home
 ■ A Away
 N Neutral

East Carolina

Through Games Of Feb. 22, 2020

Average RPI Win: 229	WON-LOST	WINNING	LAST 10	STRENGTH OF	OPP. STRENGTH	TEAM	ADJ.	CONF.	ADJ CONF.
Average RPI Loss: 123	RECORD	PCT. RANK	GAMES	SCHEDULE	OF SCHEDULE	RPI	RPI	RPI	RPI
DIV. I ONLY	8- 18	285	5-5	121	103	247	247	9	9
DIV. I NON-CONF.	3- 10	282	0	88	124	247	247	9	9
TOTALS	RPI 1-25	RPI 26-50	W-L RECORDS	RPI 51-100	RPI 101-150	RPI 150+			
8- 18	0- 2	0- 1	OVERALL	1- 4	0- 4	7- 7			
6- 7	0- 1	0- 0	HOME	1- 2	0- 1	5- 3			
2- 9	0- 0	0- 1	AWAY	0- 1	0- 3	2- 4			
0- 2	0- 1	0- 0	NEUTRAL	0- 1	0- 0	0- 0			
3- 10	0- 1	0- 0	NON-CONFERENCE	0- 4	0- 4	3- 1			
2- 4	0- 0	0- 0	HOME	0- 2	0- 1	2- 1			
1- 4	0- 0	0- 0	AWAY	0- 1	0- 3	1- 0			
0- 2	0- 1	0- 0	NEUTRAL	0- 1	0- 0	0- 0			
5- 8	0- 1	0- 1	CONFERENCE	1- 0	0- 0	4- 6			
4- 3	0- 1	0- 0	HOME	1- 0	0- 0	3- 2			
1- 5	0- 0	0- 1	AWAY	0- 0	0- 0	1- 4			
0- 0	0- 0	0- 0	NEUTRAL	0- 0	0- 0	0- 0			

RPI 1-25				RPI 26-50				RPI 51-100				RPI 101+ Team's RPI: 247			
RPI	S	Opponent	Score	RPI	S	Opponent	Score	RPI	S	Opponent	Score	RPI	S	Opponent	Score
6	H	UConn	42 98	40	A	UCF	55 91	51	H	Charlotte	47 59	104	A	VCU	40 53
10	N	Northwestern	45 64					52	N	Dayton	68 94	105	A	Liberty	66 81
								60	H	Middle Tenn.	66 68	115	A	Wake Forest	53 76
								84	A	Georgia	50 67	120	H	William & Mary	68 78
								91	H	Temple	56 50	163	A	Wichita St.	55 57
												163	H	Wichita St.	53 61
												189	A	Memphis	61 57
												189	H	Memphis	71 65
												192	A	Houston	63 72
												192	H	Houston	53 50
												220	A	SMU	45 53
												220	H	SMU	47 55
												244	H	Howard	51 67
												258	A	Tulsa	56 58
												258	H	Tulsa	59 42
												263	A	Longwood	64 61
												326	H	UMES	57 42
												327	H	USC Upstate	69 48
LAST 10 Division I															
91	H	Temple	56 50	163	A	Wichita St.	55 57								
258	H	Tulsa	59 42	189	H	Memphis	71 65								
189	A	Memphis	61 57	6	H	UConn	42 98								
220	A	SMU	45 53	258	A	Tulsa	56 58								
192	H	Houston	53 50	192	A	Houston	63 72								

Non-Div I Games:

East Carolina

Loss, Non-Conf, S Site, H Home A Away N Neutral

UNC Asheville

Through Games Of Feb. 22, 2020

Average RPI Win:	271	WON-LOST	WINNING	LAST 10	STRENGTH OF	OPP. STRENGTH	TEAM	ADJ.	CONF.	ADJ CONF.
Average RPI Loss:	209	RECORD	PCT. RANK	GAMES	SCHEDULE	OF SCHEDULE	RPI	RPI	RPI	RPI
DIV. I ONLY	13- 11	153	4-6	331	330	248	248	25	25	
DIV. I NON-CONF.	4- 3	138	0	331	335	226	226	27	27	
TOTALS	RPI 1-25	RPI 26-50	W-L RECORDS	RPI 51-100	RPI 101-150	RPI 150+				
13- 11	0- 0	0- 0	OVERALL	0- 1	1- 4	12- 6				
6- 5	0- 0	0- 0	HOME	0- 0	1- 2	5- 3				
6- 6	0- 0	0- 0	AWAY	0- 1	0- 2	6- 3				
1- 0	0- 0	0- 0	NEUTRAL	0- 0	0- 0	1- 0				
4- 3	0- 0	0- 0	NON-CONFERENCE	0- 1	0- 1	4- 1				
1- 1	0- 0	0- 0	HOME	0- 0	0- 1	1- 0				
2- 2	0- 0	0- 0	AWAY	0- 1	0- 0	2- 1				
1- 0	0- 0	0- 0	NEUTRAL	0- 0	0- 0	1- 0				
9- 8	0- 0	0- 0	CONFERENCE	0- 0	1- 3	8- 5				
5- 4	0- 0	0- 0	HOME	0- 0	1- 1	4- 3				
4- 4	0- 0	0- 0	AWAY	0- 0	0- 2	4- 2				
0- 0	0- 0	0- 0	NEUTRAL	0- 0	0- 0	0- 0				

RPI 1-25			RPI 26-50			RPI 51-100			RPI 101+			Team's RPI: 248
RPI	S	Opponent	Score	RPI	S	Opponent	Score	RPI	S	Opponent	Score	
						98 A Miami (FL)	46 75	109 A Campbell			52 59	
								109 H Campbell			60 52	
								129 H UNC Greensboro			40 67	
								143 A Hampton			59 68	
								143 H Hampton			66 76	
								183 H High Point			76 60	
								193 H Gardner-Webb			59 65	
								200 A Radford			63 50	
								242 N Southern U.			53 34	
								263 A Longwood			56 73	
								263 H Longwood			51 54	
								272 A Winthrop			50 43	
								272 H Winthrop			65 55	
								273 A Wofford			38 75	
								292 A ETSU			72 54	
								306 A Presbyterian			64 48	
								306 H Presbyterian			54 39	
								327 A USC Upstate			68 48	
								327 H USC Upstate			53 45	
								337 A Western Caro.			64 47	
								344 A Charleston So.			54 56	
								344 H Charleston So.			48 60	
								346 H South Carolina St.			82 51	
LAST 10 Division I												
327 H		USC Upstate	53 45	263 H		Longwood	51 54	344 H		Charleston So.	48 60	
344 A		Charleston So.	54 56	143 H		Hampton	66 76	346 H		South Carolina St.	82 51	
272 H		Winthrop	65 55	272 A		Winthrop	50 43					
306 A		Presbyterian	64 48	263 A		Longwood	56 73					
109 A		Campbell	52 59	193 H		Gardner-Webb	59 65					

Non-Div I Games: Montreat 89 45 Lenoir-Rhyne 68 48

UNC Asheville

Loss, Non-Conf, S Site, H Home A Away N Neutral

South Alabama

Through Games Of Feb. 22, 2020

Average RPI Win:	260	WON-LOST	WINNING	LAST 10	STRENGTH OF	OPP. STRENGTH	TEAM	ADJ.	CONF.	ADJ CONF.
Average RPI Loss:	141	RECORD	PCT. RANK	GAMES	SCHEDULE	OF SCHEDULE	RPI	RPI	RPI	RPI
DIV. I ONLY	11- 14	209	5-5	243	206	249	249	21	21	
DIV. I NON-CONF.	3- 7	252	0	244	69	288	288	20	20	
TOTALS	RPI 1-25	RPI 26-50	W-L RECORDS	RPI 51-100	RPI 101-150	RPI 150+				
11- 14	0- 0	0- 2	OVERALL	1- 3	0- 3	10- 6				
7- 7	0- 0	0- 1	HOME	1- 2	0- 2	6- 2				
4- 7	0- 0	0- 1	AWAY	0- 1	0- 1	4- 4				
0- 0	0- 0	0- 0	NEUTRAL	0- 0	0- 0	0- 0				
3- 7	0- 0	0- 1	NON-CONFERENCE	1- 1	0- 2	2- 3				
2- 4	0- 0	0- 1	HOME	1- 1	0- 1	1- 1				
1- 3	0- 0	0- 0	AWAY	0- 0	0- 1	1- 2				
0- 0	0- 0	0- 0	NEUTRAL	0- 0	0- 0	0- 0				
8- 7	0- 0	0- 1	CONFERENCE	0- 2	0- 1	8- 3				
5- 3	0- 0	0- 0	HOME	0- 1	0- 1	5- 1				
3- 4	0- 0	0- 1	AWAY	0- 1	0- 0	3- 2				
0- 0	0- 0	0- 0	NEUTRAL	0- 0	0- 0	0- 0				

RPI S	Opponent	Score	RPI S	Opponent	Score	RPI S	Opponent	Score	RPI S	Opponent	Score	Team's RPI: 249
45	H Rutgers	56 77	73	A Coastal Caro.	73 76	107	H UT Arlington	45 68				
50	A Troy	68 85	73	H Coastal Caro.	62 71	108	H Auburn	62 82				
			80	H Alabama	62 74	122	A UAB	61 77				
			99	H A&M-Corpus Christi	83 82	159	A Tulane	62 53				
						190	H Little Rock	58 69				
						196	H Miami (OH)	73 76				
						201	A Southern Miss.	55 62				
						204	A Louisiana	68 73				
						204	H Louisiana	78 63				
						237	A Appalachian St.	59 71				
						237	H Appalachian St.	81 66				
						256	H Texas St.	78 76				
						262	H Arkansas St.	87 71				
						292	A ETSU	60 65				
						294	A Ga. Southern	71 65				
						312	A Georgia St.	81 64				
						332	H Tennessee St.	70 48				
						350	A La.-Monroe	73 39				
						350	H La.-Monroe	72 63				
LAST 10 Division I												
190	H Little Rock	58 69	204	H Louisiana	78 63							
262	H Arkansas St.	87 71	50	A Troy	68 85							
73	A Coastal Caro.	73 76	256	H Texas St.	78 76							
237	A Appalachian St.	59 71	107	H UT Arlington	45 68							
350	A La.-Monroe	73 39	294	A Ga. Southern	71 65							

Non-Div I Games: William Carey 68 52 Mobile 103 59

South Alabama

Loss, Non-Conf, S Site, H Home A Away N Neutral

Average RPI Win: 249	WON-LOST	WINNING	LAST 10	STRENGTH OF	OPP. STRENGTH	TEAM	ADJ.	CONF.	ADJ CONF.
Average RPI Loss: 179	RECORD	PCT. RANK	GAMES	SCHEDULE	OF SCHEDULE	RPI	RPI	RPI	RPI
DIV. I ONLY	11- 14	209	5-5	231	269	250	250	19	19
DIV. I NON-CONF.	5- 7	205	0	233	336	290	290	18	18
TOTALS	RPI 1-25	RPI 26-50	W-L RECORDS	RPI 51-100	RPI 101-150	RPI 150+			
11- 14	0- 0	0- 2	OVERALL	1- 2	0- 1	10- 9			
8- 5	0- 0	0- 1	HOME	0- 1	0- 0	8- 3			
3- 7	0- 0	0- 1	AWAY	1- 1	0- 0	2- 5			
0- 2	0- 0	0- 0	NEUTRAL	0- 0	0- 1	0- 1			
5- 7	0- 0	0- 0	NON-CONFERENCE	0- 1	0- 1	5- 5			
5- 2	0- 0	0- 0	HOME	0- 0	0- 0	5- 2			
0- 3	0- 0	0- 0	AWAY	0- 1	0- 0	0- 2			
0- 2	0- 0	0- 0	NEUTRAL	0- 0	0- 1	0- 1			
6- 7	0- 0	0- 2	CONFERENCE	1- 1	0- 0	5- 4			
3- 3	0- 0	0- 1	HOME	0- 1	0- 0	3- 1			
3- 4	0- 0	0- 1	AWAY	1- 0	0- 0	2- 3			
0- 0	0- 0	0- 0	NEUTRAL	0- 0	0- 0	0- 0			

RPI S	Opponent	Score	RPI S	Opponent	Score	RPI S	Opponent	Score	RPI S	Opponent	Score	Team's RPI: 250
35	A South Dakota	61 104	35	H South Dakota	60 92	78	A South Dakota St.	72 62	147	N Western Mich.	70 79	
						78	H South Dakota St.	79 86	151	N Akron	72 88	
						92	A Colorado	70 96	178	H Southern Utah	81 73	
									197	A Western Ill.	75 82	
									202	H Wyoming	71 57	
									212	A UMKC	79 83	
									215	A Oral Roberts	72 84	
									218	A North Dakota	91 81	
									218	H North Dakota	82 90	
									224	H Northern Colo.	74 55	
									260	H Alabama A&M	83 86	
									271	A Lamar University	59 71	
									282	A North Dakota St.	80 85	
									282	H North Dakota St.	91 82	
									288	H UC Irvine	83 75	
									309	A Omaha	86 80	
									309	H Omaha	66 60	
									313	H Cal Poly	96 66	
									319	H New Mexico St.	75 78	
									334	H Purdue Fort Wayne	83 57	
LAST 10 Division I												
309	A Omaha	86 80	282	A North Dakota St.	80 85							
78	A South Dakota St.	72 62	218	A North Dakota	91 81							
334	H Purdue Fort Wayne	83 57	309	H Omaha	66 60							
35	H South Dakota	60 92	197	A Western Ill.	75 82							
215	A Oral Roberts	72 84	78	H South Dakota St.	79 86							

Non-Div I Games: Colo. Christian 89 49

Denver

■ Loss,
 ■ Non-Conf,
 ■ S Site,
 ■ Home
 ■ Away
 N Neutral

Average RPI Win:	305	WON-LOST	WINNING	LAST 10	STRENGTH OF	OPP. STRENGTH	TEAM	ADJ.	CONF.	ADJ CONF.
Average RPI Loss:	160	RECORD	PCT. RANK	GAMES	SCHEDULE	OF SCHEDULE	RPI	RPI	RPI	RPI
DIV. I ONLY	11- 15	223	5-5	270	298	251	251	30	30	
DIV. I NON-CONF.	2- 9	304	0	62	153	216	216	30	30	
TOTALS	RPI 1-25	RPI 26-50	W-L RECORDS	RPI 51-100	RPI 101-150	RPI 150+				
11- 15	0- 0	0- 2	OVERALL	0- 3	0- 4	11- 6				
5- 5	0- 0	0- 0	HOME	0- 1	0- 2	5- 2				
5- 9	0- 0	0- 1	AWAY	0- 2	0- 2	5- 4				
1- 1	0- 0	0- 1	NEUTRAL	0- 0	0- 0	1- 0				
2- 9	0- 0	0- 2	NON-CONFERENCE	0- 3	0- 2	2- 2				
0- 3	0- 0	0- 0	HOME	0- 1	0- 1	0- 1				
1- 5	0- 0	0- 1	AWAY	0- 2	0- 1	1- 1				
1- 1	0- 0	0- 1	NEUTRAL	0- 0	0- 0	1- 0				
9- 6	0- 0	0- 0	CONFERENCE	0- 0	0- 2	9- 4				
5- 2	0- 0	0- 0	HOME	0- 0	0- 1	5- 1				
4- 4	0- 0	0- 0	AWAY	0- 0	0- 1	4- 3				
0- 0	0- 0	0- 0	NEUTRAL	0- 0	0- 0	0- 0				

RPI	S	Opponent	Score	RPI	S	Opponent	Score	RPI	S	Opponent	Score	RPI	S	Opponent	Score	Team's RPI: 251
29	A	Virginia Tech	41 105	57	A	West Virginia	45 74	105	H	Liberty	52 71	127	A	Duquesne	69 72	
33	N	FGCU	64 97	62	H	Bucknell	46 70	131	H	Robert Morris	57 66	149	A	Mt. St. Mary's	44 68	
				67	A	South Fla.	23 62	186	H	Merrimack	56 71	217	N	Stetson	78 73	
								236	H	Youngstown St.	46 56	276	A	Morehead St.	54 65	
								287	A	Wagner	50 55	287	H	Wagner	51 50	
								296	A	Vermont	73 69	303	A	St. Francis Brooklyn	67 59	
								303	H	St. Francis Brooklyn	82 72	310	A	Sacred Heart	48 39	
								310	H	Sacred Heart	60 58	317	A	Fairleigh Dickinson	47 56	
								318	A	Bryant	63 60	318	H	Bryant	64 58	
								336	A	LIU Brooklyn	53 71	349	A	Central Conn. St.	64 52	
								349	H	Central Conn. St.	72 68					
LAST 10 Division I																
131	H	Robert Morris	57 66	318	H	Bryant	64 58									
149	A	Mt. St. Mary's	44 68	336	A	LIU Brooklyn	53 71									
310	A	Sacred Heart	48 39	303	A	St. Francis Brooklyn	67 59									
287	A	Wagner	50 55	186	H	Merrimack	56 71									
349	H	Central Conn. St.	72 68	310	H	Sacred Heart	60 58									

Non-Div I Games:

Saint Francis (PA)

■ Loss,
 ■ Non-Conf,
 ■ S Site,
 ■ H Home
 ■ A Away
 N Neutral

Average RPI Win:	254	WON-LOST	WINNING	LAST 10	STRENGTH OF	OPP. STRENGTH	TEAM	ADJ.	CONF.	ADJ CONF.
Average RPI Loss:	137	RECORD	PCT. RANK	GAMES	SCHEDULE	OF SCHEDULE	RPI	RPI	RPI	RPI
DIV. I ONLY	6- 20	311	3-7	91	219	252	252	16	16	
DIV. I NON-CONF.	2- 10	313	0	48	287	240	240	14	14	
TOTALS	RPI 1-25	RPI 26-50	W-L RECORDS	RPI 51-100	RPI 101-150	RPI 150+				
6- 20	0- 0	0- 3	OVERALL	0- 5	1- 2	5- 10				
2- 9	0- 0	0- 1	HOME	0- 1	0- 1	2- 6				
4- 9	0- 0	0- 2	AWAY	0- 2	1- 1	3- 4				
0- 2	0- 0	0- 0	NEUTRAL	0- 2	0- 0	0- 0				
2- 10	0- 0	0- 1	NON-CONFERENCE	0- 5	0- 0	2- 4				
1- 3	0- 0	0- 0	HOME	0- 1	0- 0	1- 2				
1- 5	0- 0	0- 1	AWAY	0- 2	0- 0	1- 2				
0- 2	0- 0	0- 0	NEUTRAL	0- 2	0- 0	0- 0				
4- 10	0- 0	0- 2	CONFERENCE	0- 0	1- 2	3- 6				
1- 6	0- 0	0- 1	HOME	0- 0	0- 1	1- 4				
3- 4	0- 0	0- 1	AWAY	0- 0	1- 1	2- 2				
0- 0	0- 0	0- 0	NEUTRAL	0- 0	0- 0	0- 0				

RPI 1-25				RPI 26-50				RPI 51-100				RPI 101+				Team's RPI: 252	
RPI	S	Opponent	Score	RPI	S	Opponent	Score	RPI	S	Opponent	Score	RPI	S	Opponent	Score		
				33	A	FGCU	56 82	52	A	Dayton	60 82	105	A	Liberty	60 64		
				33	H	FGCU	45 78	58	H	Belmont	68 69	140	A	North Florida	73 66		
				47	A	UT Martin	67 83	60	A	Middle Tenn.	49 70	140	H	North Florida	60 68		
								64	N	Marist	63 74	162	A	North Ala.	58 91		
								90	N	Rider	76 81	162	H	North Ala.	72 84		
												169	H	Jacksonville	64 73		
												184	H	Northern Ky.	71 69		
												209	A	Tennessee Tech	58 78		
												214	H	Eastern Ill.	56 66		
												217	A	Stetson	65 59		
												217	H	Stetson	34 48		
												219	A	Kennesaw St.	60 88		
												219	H	Kennesaw St.	66 74		
												228	H	Murray St.	57 67		
												255	A	Jacksonville St.	63 65		
												325	A	NJIT	65 57		
												325	H	NJIT	68 66		
												332	A	Tennessee St.	74 64		
LAST 10 Division I																	
				140	A	North Florida	73 66	217	H	Stetson	34 48						
				325	H	NJIT	68 66	169	H	Jacksonville	64 73						
				33	H	FGCU	45 78	140	H	North Florida	60 68						
				162	A	North Ala.	58 91	325	A	NJIT	65 57						
				219	A	Kennesaw St.	60 88	105	A	Liberty	60 64						

Non-Div I Games: Queens (NC) 86 45

Lipscomb

Loss, Non-Conf, S Site, H Home A Away N Neutral

Average RPI Win:	261	WON-LOST	WINNING	LAST 10	STRENGTH OF	OPP. STRENGTH	TEAM	ADJ.	CONF.	ADJ CONF.
Average RPI Loss:	148	RECORD	PCT. RANK	GAMES	SCHEDULE	OF SCHEDULE	RPI	RPI	RPI	RPI
DIV. I ONLY	10- 13	218	2-8	280	227	253	253	14	14	
DIV. I NON-CONF.	6- 4	123	0	347	342	264	264	13	13	
TOTALS	RPI 1-25	RPI 26-50	W-L RECORDS	RPI 51-100	RPI 101-150	RPI 150+				
10- 13	0- 0	1- 2	OVERALL	0- 0	0- 5	9- 6				
5- 6	0- 0	1- 1	HOME	0- 0	0- 2	4- 3				
5- 7	0- 0	0- 1	AWAY	0- 0	0- 3	5- 3				
0- 0	0- 0	0- 0	NEUTRAL	0- 0	0- 0	0- 0				
6- 4	0- 0	0- 0	NON-CONFERENCE	0- 0	0- 2	6- 2				
2- 2	0- 0	0- 0	HOME	0- 0	0- 1	2- 1				
4- 2	0- 0	0- 0	AWAY	0- 0	0- 1	4- 1				
0- 0	0- 0	0- 0	NEUTRAL	0- 0	0- 0	0- 0				
4- 9	0- 0	1- 2	CONFERENCE	0- 0	0- 3	3- 4				
3- 4	0- 0	1- 1	HOME	0- 0	0- 1	2- 2				
1- 5	0- 0	0- 1	AWAY	0- 0	0- 2	1- 2				
0- 0	0- 0	0- 0	NEUTRAL	0- 0	0- 0	0- 0				

RPI 1-25				RPI 26-50				RPI 51-100				RPI 101+ Team's RPI: 253			
RPI	S	Opponent	Score	RPI	S	Opponent	Score	RPI	S	Opponent	Score	RPI	S	Opponent	Score
				39	A	James Madison	50 81					115	A	Wake Forest	50 106
				39	H	James Madison	53 87					120	A	William & Mary	60 85
				44	H	Drexel	73 59					120	H	William & Mary	74 80
												129	H	UNC Greensboro	56 69
												130	A	Northeastern	68 72
												170	A	Towson	72 83
												170	H	Towson	62 79
												176	H	Delaware	84 73
												179	A	Elon	48 90
												179	H	Elon	57 85
												183	A	High Point	79 70
												230	H	George Mason	61 72
												272	A	Winthrop	84 73
												274	H	UNCW	67 63
												306	A	Presbyterian	54 58
												314	H	N.C. Central	85 78
												323	A	Hofstra	63 60
												337	H	Western Caro.	73 62
												344	A	Charleston So.	79 70
												346	A	South Carolina St.	76 55
LAST 10 Division I															
				170	A	Towson	72 83					130	A	Northeastern	68 72
				39	A	James Madison	50 81					274	H	UNCW	67 63
				179	H	Elon	57 85					39	H	James Madison	53 87
				120	H	William & Mary	74 80					170	H	Towson	62 79
				323	A	Hofstra	63 60					120	A	William & Mary	60 85

Non-Div I Games: Coker 82 57

Col. of Charleston

■ Loss,
 ■ Non-Conf,
 ■ S Site,
 ■ Home
 ■ A Away
 N Neutral

Average RPI Win:	175	WON-LOST	WINNING	LAST 10	STRENGTH OF	OPP. STRENGTH	TEAM	ADJ.	CONF.	ADJ CONF.
Average RPI Loss:	95	RECORD	PCT. RANK	GAMES	SCHEDULE	OF SCHEDULE	RPI	RPI	RPI	RPI
DIV. I ONLY	3- 23	337	1-9	33	80	254	254	6	6	
DIV. I NON-CONF.	1- 10	329	0	29	130	256	256	6	6	
TOTALS	RPI 1-25	RPI 26-50	W-L RECORDS	RPI 51-100	RPI 101-150	RPI 150+				
3- 23	0- 3	0- 3	OVERALL	0- 11	1- 2	2- 4				
2- 11	0- 1	0- 1	HOME	0- 6	1- 0	1- 3				
1- 10	0- 1	0- 2	AWAY	0- 5	0- 1	1- 1				
0- 2	0- 1	0- 0	NEUTRAL	0- 0	0- 1	0- 0				
1- 10	0- 1	0- 0	NON-CONFERENCE	0- 5	1- 2	0- 2				
1- 4	0- 0	0- 0	HOME	0- 2	1- 0	0- 2				
0- 4	0- 0	0- 0	AWAY	0- 3	0- 1	0- 0				
0- 2	0- 1	0- 0	NEUTRAL	0- 0	0- 1	0- 0				
2- 13	0- 2	0- 3	CONFERENCE	0- 6	0- 0	2- 2				
1- 7	0- 1	0- 1	HOME	0- 4	0- 0	1- 1				
1- 6	0- 1	0- 2	AWAY	0- 2	0- 0	1- 1				
0- 0	0- 0	0- 0	NEUTRAL	0- 0	0- 0	0- 0				

RPI	S	Opponent	Score	RPI	S	Opponent	Score	RPI	S	Opponent	Score	RPI	S	Opponent	Score	Team's RPI: 254
10	N	Northwestern	59 79	37	A	Marquette	48 61	63	H	St. John's (NY)	67 75	114	H	Utah	70 63	
21	A	DePaul	65 97	37	H	Marquette	60 80	68	A	Ball St.	49 70	131	A	Robert Morris	57 71	
21	H	DePaul	68 91	41	A	Creighton	55 62	70	H	Seton Hall	61 83	138	N	Florida	64 67	
								75	H	Cincinnati	78 85	155	H	Wright St.	74 86	
								87	A	Butler	61 63	171	A	Providence	48 60	
								87	H	Butler	70 78	171	H	Providence	61 42	
								89	A	Villanova	54 66	241	A	Georgetown	85 64	
								89	H	Villanova	54 55	241	H	Georgetown	50 63	
								90	A	Rider	57 64	283	H	Eastern Ky.	55 56	
								91	A	Temple	65 78					
								92	H	Colorado	53 62					
LAST 10 Division I																
171	H	Providence	61 42	87	A	Butler	61 63									
21	A	DePaul	65 97	171	A	Providence	48 60									
37	A	Marquette	48 61	41	A	Creighton	55 62									
241	H	Georgetown	50 63	37	H	Marquette	60 80									
89	H	Villanova	54 55	21	H	DePaul	68 91									

Non-Div I Games:

Xavier

Average RPI Win:	245	WON-LOST	WINNING	LAST 10	STRENGTH OF	OPP. STRENGTH	TEAM	ADJ.	CONF.	ADJ CONF.
Average RPI Loss:	164	RECORD	PCT. RANK	GAMES	SCHEDULE	OF SCHEDULE	RPI	RPI	RPI	RPI
DIV. I ONLY	10- 15	237	5-5	238	245	255	255	20	20	
DIV. I NON-CONF.	2- 7	288	0	312	224	332	332	23	23	
TOTALS	RPI 1-25	RPI 26-50	W-L RECORDS	RPI 51-100	RPI 101-150	RPI 150+				
10- 15	0- 0	0- 3	OVERALL	1- 1	1- 3	8- 8				
7- 4	0- 0	0- 1	HOME	1- 0	1- 0	5- 3				
3- 9	0- 0	0- 2	AWAY	0- 1	0- 3	3- 3				
0- 2	0- 0	0- 0	NEUTRAL	0- 0	0- 0	0- 2				
2- 7	0- 0	0- 1	NON-CONFERENCE	0- 0	0- 2	2- 4				
2- 1	0- 0	0- 0	HOME	0- 0	0- 0	2- 1				
0- 4	0- 0	0- 1	AWAY	0- 0	0- 2	0- 1				
0- 2	0- 0	0- 0	NEUTRAL	0- 0	0- 0	0- 2				
8- 8	0- 0	0- 2	CONFERENCE	1- 1	1- 1	6- 4				
5- 3	0- 0	0- 1	HOME	1- 0	1- 0	3- 2				
3- 5	0- 0	0- 1	AWAY	0- 1	0- 1	3- 2				
0- 0	0- 0	0- 0	NEUTRAL	0- 0	0- 0	0- 0				

RPI 1-25				RPI 26-50				RPI 51-100				RPI 101+ Team's RPI: 255			
RPI	S	Opponent	Score	RPI	S	Opponent	Score	RPI	S	Opponent	Score	RPI	S	Opponent	Score
				47	A	UT Martin	72 86	58	A	Belmont	49 61	108	A	Auburn	53 62
				47	H	UT Martin	56 73	58	H	Belmont	60 41	117	A	Vanderbilt	66 88
				50	A	Troy	64 94					118	A	Southeast Mo. St.	52 79
												118	H	Southeast Mo. St.	72 51
												169	H	Jacksonville	40 55
												177	H	Austin Peay	57 63
												184	N	Northern Ky.	63 66
												209	A	Tennessee Tech	66 50
												214	A	Eastern Ill.	52 55
												228	H	Murray St.	68 51
												252	H	Lipscomb	65 63
												276	A	Morehead St.	48 67
												276	H	Morehead St.	55 69
												283	A	Eastern Ky.	43 33
												283	H	Eastern Ky.	68 54
												286	N	Oakland	55 61
												331	A	Alabama St.	63 68
												332	H	Tennessee St.	70 48
												340	A	SIUE	53 44
												342	H	Florida A&M	72 67
LAST 10 Division I															
				47	H	UT Martin	56 73	118	A	Southeast Mo. St.	52 79				
				118	H	Southeast Mo. St.	72 51	58	H	Belmont	60 41				
				58	A	Belmont	49 61	332	H	Tennessee St.	70 48				
				209	A	Tennessee Tech	66 50	276	H	Morehead St.	55 69				
				47	A	UT Martin	72 86	283	H	Eastern Ky.	68 54				

Non-Div I Games: Clark Atlanta 75 46 Fort Valley St. 87 65

Jacksonville St.

Loss, Non-Conf, S Site, H Home A Away N Neutral

Average RPI Win:	202	WON-LOST	WINNING	LAST 10	STRENGTH OF	OPP. STRENGTH	TEAM	ADJ.	CONF.	ADJ CONF.
Average RPI Loss:	175	RECORD	PCT. RANK	GAMES	SCHEDULE	OF SCHEDULE	RPI	RPI	RPI	RPI
DIV. I ONLY	8- 15	259	3-7	192	216	256	256	21	21	
DIV. I NON-CONF.	5- 4	140	0	211	223	140	140	20	20	
TOTALS	RPI 1-25	RPI 26-50	W-L RECORDS	RPI 51-100	RPI 101-150	RPI 150+				
8- 15	0- 1	0- 1	OVERALL	1- 2	1- 2	6- 9				
5- 6	0- 0	0- 0	HOME	1- 1	1- 0	3- 5				
3- 9	0- 1	0- 1	AWAY	0- 1	0- 2	3- 4				
0- 0	0- 0	0- 0	NEUTRAL	0- 0	0- 0	0- 0				
5- 4	0- 1	0- 0	NON-CONFERENCE	1- 0	0- 1	4- 2				
4- 0	0- 0	0- 0	HOME	1- 0	0- 0	3- 0				
1- 4	0- 1	0- 0	AWAY	0- 0	0- 1	1- 2				
0- 0	0- 0	0- 0	NEUTRAL	0- 0	0- 0	0- 0				
3- 11	0- 0	0- 1	CONFERENCE	0- 2	1- 1	2- 7				
1- 6	0- 0	0- 0	HOME	0- 1	1- 0	0- 5				
2- 5	0- 0	0- 1	AWAY	0- 1	0- 1	2- 2				
0- 0	0- 0	0- 0	NEUTRAL	0- 0	0- 0	0- 0				

RPI 1-25				RPI 26-50				RPI 51-100				RPI 101+ Team's RPI: 256			
RPI	S	Opponent	Score	RPI	S	Opponent	Score	RPI	S	Opponent	Score	RPI	S	Opponent	Score
18	A	TCU	52 79	50	A	Troy	50 84	73	A	Coastal Caro.	67 75	107	A	UT Arlington	49 69
								73	H	Coastal Caro.	59 69	107	H	UT Arlington	72 55
								99	H	A&M-Corpus Christi	57 48	121	A	Kansas	48 68
												156	H	New Orleans	51 49
												164	A	Dartmouth	61 51
												190	A	Little Rock	50 47
												190	H	Little Rock	66 78
												204	H	Louisiana	67 73
												215	A	Oral Roberts	57 63
												237	A	Appalachian St.	65 73
												237	H	Appalachian St.	47 59
												245	A	Morgan St.	62 72
												249	A	South Alabama	76 78
												262	A	Arkansas St.	83 69
												262	H	Arkansas St.	53 56
												311	H	UTSA	74 69
												328	H	Alcorn	67 59
												350	H	La.-Monroe	55 58
LAST 10 Division I															
107	A	UT Arlington	49 69	107	H	UT Arlington	72 55								
262	A	Arkansas St.	83 69	249	A	South Alabama	76 78								
190	A	Little Rock	50 47	50	A	Troy	50 84								
237	H	Appalachian St.	47 59	204	H	Louisiana	67 73								
73	H	Coastal Caro.	59 69	350	H	La.-Monroe	55 58								

Non-Div I Games: Texas Lutheran 72 31 Tex. Permian Basin 83 45

Texas St.

Average RPI Win:	269	WON-LOST	WINNING	LAST 10	STRENGTH OF	OPP. STRENGTH	TEAM	ADJ.	CONF.	ADJ CONF.
Average RPI Loss:	189	RECORD	PCT. RANK	GAMES	SCHEDULE	OF SCHEDULE	RPI	RPI	RPI	RPI
DIV. I ONLY	11- 14	209	5-5	255	307	257	257	28	28	
DIV. I NON-CONF.	4- 8	235	0	183	279	265	265	26	26	
TOTALS	RPI 1-25	RPI 26-50	W-L RECORDS	RPI 51-100	RPI 101-150	RPI 150+				
11- 14	0- 1	0- 0	OVERALL	1- 1	0- 1	10- 11				
7- 5	0- 0	0- 0	HOME	1- 0	0- 1	6- 4				
3- 8	0- 1	0- 0	AWAY	0- 0	0- 0	3- 7				
1- 1	0- 0	0- 0	NEUTRAL	0- 1	0- 0	1- 0				
4- 8	0- 1	0- 0	NON-CONFERENCE	1- 1	0- 1	3- 5				
3- 2	0- 0	0- 0	HOME	1- 0	0- 1	2- 1				
0- 5	0- 1	0- 0	AWAY	0- 0	0- 0	0- 4				
1- 1	0- 0	0- 0	NEUTRAL	0- 1	0- 0	1- 0				
7- 6	0- 0	0- 0	CONFERENCE	0- 0	0- 0	7- 6				
4- 3	0- 0	0- 0	HOME	0- 0	0- 0	4- 3				
3- 3	0- 0	0- 0	AWAY	0- 0	0- 0	3- 3				
0- 0	0- 0	0- 0	NEUTRAL	0- 0	0- 0	0- 0				

RPI 1-25			RPI 26-50			RPI 51-100			RPI 101+ Team's RPI: 257		
RPI	S	Opponent	Score	RPI	S	Opponent	Score	RPI	S	Opponent	Score
22	A	Arizona	42 61					85	H	Southern California	57 46
								97	N	SFA	56 67
								110	H	Pacific	53 63
								157	A	UC Davis	63 66
								157	H	UC Davis	46 56
								160	H	San Jose St.	70 73
								167	A	Saint Mary's (CA)	43 64
								198	H	Hawaii	51 63
								225	A	Grand Canyon	57 58
								231	A	Cal St. Fullerton	75 66
								231	H	Cal St. Fullerton	68 70
								235	A	CSU Bakersfield	62 66
								246	H	San Diego St.	64 52
								280	A	CSUN	65 55
								280	H	CSUN	65 60
								285	A	Long Beach St.	53 59
								288	A	UC Irvine	65 61
								288	H	UC Irvine	67 57
								297	A	California Baptist	81 85
								300	A	UC Riverside	61 66
								300	H	UC Riverside	65 47
								302	H	Utah Valley	59 51
								313	H	Cal Poly	52 50
								348	N	Chicago St.	96 65
LAST 10 Division I											
300	H	UC Riverside	65 47	288	H	UC Irvine	67 57				
280	H	CSUN	65 60	157	A	UC Davis	63 66				
280	A	CSUN	65 55	231	A	Cal St. Fullerton	75 66				
285	A	Long Beach St.	53 59	157	H	UC Davis	46 56				
198	H	Hawaii	51 63	300	A	UC Riverside	61 66				

Non-Div I Games: Ottawa (AZ) 72 57

UC Santa Barbara

■ Loss,
 ■ Non-Conf,
 ■ S Site,
 ■ H Home
 ■ A Away
 N Neutral

Average RPI Win:	246	WON-LOST	WINNING	LAST 10	STRENGTH OF	OPP. STRENGTH	TEAM	ADJ.	CONF.	ADJ CONF.
Average RPI Loss:	115	RECORD	PCT. RANK	GAMES	SCHEDULE	OF SCHEDULE	RPI	RPI	RPI	RPI
DIV. I ONLY	7- 19	295	2-8	113	94	258	258	9	9	
DIV. I NON-CONF.	5- 8	221	0	102	158	198	198	9	9	
TOTALS	RPI 1-25	RPI 26-50	W-L RECORDS	RPI 51-100	RPI 101-150	RPI 150+				
7- 19	0- 1	0- 5	OVERALL	0- 4	0- 1	7- 8				
6- 6	0- 0	0- 2	HOME	0- 3	0- 0	6- 1				
1- 11	0- 1	0- 1	AWAY	0- 1	0- 1	1- 7				
0- 2	0- 0	0- 2	NEUTRAL	0- 0	0- 0	0- 0				
5- 8	0- 0	0- 4	NON-CONFERENCE	0- 1	0- 1	5- 2				
4- 2	0- 0	0- 1	HOME	0- 1	0- 0	4- 0				
1- 4	0- 0	0- 1	AWAY	0- 0	0- 1	1- 2				
0- 2	0- 0	0- 2	NEUTRAL	0- 0	0- 0	0- 0				
2- 11	0- 1	0- 1	CONFERENCE	0- 3	0- 0	2- 6				
2- 4	0- 0	0- 1	HOME	0- 2	0- 0	2- 1				
0- 7	0- 1	0- 0	AWAY	0- 1	0- 0	0- 5				
0- 0	0- 0	0- 0	NEUTRAL	0- 0	0- 0	0- 0				

RPI	S	Opponent	Score	RPI	S	Opponent	Score	RPI	S	Opponent	Score	RPI	S	Opponent	Score	Team's RPI: 258
6	A	UConn	34 92	32	N	Western Ky.	63 76	67	H	South Fla.	52 68	113	A	Abilene Christian	63 73	
				34	A	Arkansas	41 91	75	A	Cincinnati	53 78	159	A	Tulane	62 64	
				37	N	Marquette	60 61	91	H	Temple	65 74	159	H	Tulane	46 50	
				40	H	UCF	49 62	97	H	SFA	63 67	163	A	Wichita St.	46 57	
				46	H	Oklahoma St.	48 78					189	A	Memphis	44 63	
												190	A	Little Rock	51 63	
												215	H	Oral Roberts	67 65	
												217	A	Stetson	60 66	
												220	A	SMU	38 57	
												220	H	SMU	65 58	
												221	A	UTEP	58 51	
												247	A	East Carolina	42 59	
												247	H	East Carolina	58 56	
												262	H	Arkansas St.	79 77	
												265	H	Colorado St.	61 55	
												289	H	LMU (CA)	75 56	
LAST 10 Division I																
				247	A	East Carolina	42 59	159	H	Tulane	46 50					
				220	H	SMU	65 58	220	A	SMU	38 57					
				75	A	Cincinnati	53 78	247	H	East Carolina	58 56					
				40	H	UCF	49 62	6	A	UConn	34 92					
				189	A	Memphis	44 63	163	A	Wichita St.	46 57					

Non-Div I Games:

Tulsa

North Texas

Through Games Of Feb. 22, 2020

Average RPI Win:	251	WON-LOST	WINNING	LAST 10	STRENGTH OF	OPP. STRENGTH	TEAM	ADJ.	CONF.	ADJ CONF.
Average RPI Loss:	140	RECORD	PCT. RANK	GAMES	SCHEDULE	OF SCHEDULE	RPI	RPI	RPI	RPI
DIV. I ONLY	8- 16	273	3-7	150	183	259	259	13	13	
DIV. I NON-CONF.	4- 5	195	0	184	317	220	220	16	16	
TOTALS	RPI 1-25	RPI 26-50	W-L RECORDS	RPI 51-100	RPI 101-150	RPI 150+				
8- 16	0- 1	1- 2	OVERALL	0- 4	0- 2	7- 7				
6- 6	0- 0	1- 0	HOME	0- 2	0- 2	5- 2				
2- 8	0- 0	0- 1	AWAY	0- 2	0- 0	2- 5				
0- 2	0- 1	0- 1	NEUTRAL	0- 0	0- 0	0- 0				
4- 5	0- 1	0- 1	NON-CONFERENCE	0- 0	0- 1	4- 2				
3- 1	0- 0	0- 0	HOME	0- 0	0- 1	3- 0				
1- 2	0- 0	0- 0	AWAY	0- 0	0- 0	1- 2				
0- 2	0- 1	0- 1	NEUTRAL	0- 0	0- 0	0- 0				
4- 11	0- 0	1- 1	CONFERENCE	0- 4	0- 1	3- 5				
3- 5	0- 0	1- 0	HOME	0- 2	0- 1	2- 2				
1- 6	0- 0	0- 1	AWAY	0- 2	0- 0	1- 3				
0- 0	0- 0	0- 0	NEUTRAL	0- 0	0- 0	0- 0				

RPI 1-25				RPI 26-50				RPI 51-100				RPI 101+				Team's RPI: 259
RPI	S	Opponent	Score	RPI	S	Opponent	Score	RPI	S	Opponent	Score	RPI	S	Opponent	Score	
20	N	NC State	65 76	28	A	Old Dominion	66 71	51	A	Charlotte	59 72	107	H	UT Arlington	49 68	
				32	H	Western Ky.	61 54	60	H	Middle Tenn.	60 80	122	H	UAB	50 51	
				48	N	Texas	57 63	65	A	Rice	66 69	198	A	Hawaii	66 60	
								65	H	Rice	52 67	199	A	Fla. Atlantic	78 84	
												201	H	Southern Miss.	57 65	
												204	H	Louisiana	69 66	
												221	A	UTEP	63 67	
												229	H	Marshall	59 68	
												235	A	CSU Bakersfield	52 61	
												270	H	Louisiana Tech	74 69	
												281	A	Utah St.	55 66	
												305	A	FIU	56 58	
												311	A	UTSA	79 55	
												311	H	UTSA	94 55	
												328	H	Alcorn	67 31	
												350	H	La.-Monroe	63 51	
LAST 10 Division I																
				311	H	UTSA	94 55	60	H	Middle Tenn.	60 80					
				65	A	Rice	66 69	65	H	Rice	52 67					
				28	A	Old Dominion	66 71	221	A	UTEP	63 67					
				51	A	Charlotte	59 72	311	A	UTSA	79 55					
				122	H	UAB	50 51	270	H	Louisiana Tech	74 69					

Non-Div I Games: Mid-Amer. Christian59 61 Xavier (LA) 68 31 Tex. A&M-Texarkana 114 54

North Texas

Loss, Non-Conf, S Site, H Home A Away N Neutral

Average RPI Win:	252	WON-LOST	WINNING	LAST 10	STRENGTH OF	OPP. STRENGTH	TEAM	ADJ.	CONF.	ADJ CONF.
Average RPI Loss:	189	RECORD	PCT. RANK	GAMES	SCHEDULE	OF SCHEDULE	RPI	RPI	RPI	RPI
DIV. I ONLY	9- 12	221	6-4	303	268	260	260	23	23	
DIV. I NON-CONF.	0- 5	338	0	316	103	348	348	24	24	
TOTALS	RPI 1-25	RPI 26-50	W-L RECORDS	RPI 51-100	RPI 101-150	RPI 150+				
9- 12	0- 0	0- 1	OVERALL	1- 3	1- 0	7- 8				
4- 5	0- 0	0- 0	HOME	1- 1	0- 0	3- 4				
5- 7	0- 0	0- 1	AWAY	0- 2	1- 0	4- 4				
0- 0	0- 0	0- 0	NEUTRAL	0- 0	0- 0	0- 0				
0- 5	0- 0	0- 1	NON-CONFERENCE	0- 1	0- 0	0- 3				
0- 1	0- 0	0- 0	HOME	0- 0	0- 0	0- 1				
0- 4	0- 0	0- 1	AWAY	0- 1	0- 0	0- 2				
0- 0	0- 0	0- 0	NEUTRAL	0- 0	0- 0	0- 0				
9- 7	0- 0	0- 0	CONFERENCE	1- 2	1- 0	7- 5				
4- 4	0- 0	0- 0	HOME	1- 1	0- 0	3- 3				
5- 3	0- 0	0- 0	AWAY	0- 1	1- 0	4- 2				
0- 0	0- 0	0- 0	NEUTRAL	0- 0	0- 0	0- 0				

RPI 1-25				RPI 26-50				RPI 51-100				RPI 101+				Team's RPI: 260	
RPI	S	Opponent	Score	RPI	S	Opponent	Score	RPI	S	Opponent	Score	RPI	S	Opponent	Score		
49	A	Ohio	41 78					94	A	Kansas St.	41 85	113	A	Abilene Christian	71 70		
								97	A	SFA	45 67	154	A	Sam Houston St.	77 74		
								97	H	SFA	60 52	156	A	New Orleans	57 61		
								99	H	A&M-Corpus Christi	38 64	156	H	New Orleans	55 67		
												234	A	Southeastern La.	44 58		
												243	H	Central Ark.	37 47		
												246	H	San Diego St.	48 57		
												265	A	Colorado St.	47 75		
												267	H	Nicholls St.	53 51		
												271	A	Lamar University	67 48		
												311	A	UTSA	56 63		
												316	H	Houston Baptist	55 60		
												338	A	Northwestern St.	69 67		
												338	H	Northwestern St.	76 39		
												343	A	McNeese	72 71		
												343	H	McNeese	73 56		
LAST 10 Division I																	
				97	H	SFA	60 52					154	A	Sam Houston St.	77 74		
				343	A	McNeese	72 71					113	A	Abilene Christian	71 70		
				156	A	New Orleans	57 61					316	H	Houston Baptist	55 60		
				338	H	Northwestern St.	76 39					99	H	A&M-Corpus Christi	38 64		
				234	A	Southeastern La.	44 58					271	A	Lamar University	67 48		

Non-Div I Games: Schreiner 70 35 Tex. A&M Int'l 55 38 Paul Quinn 79 62 UNKNOWN 74 52 Incarnate Word

Alabama A&M

Through Games Of Feb. 22, 2020

Average RPI Win:	318	WON-LOST	WINNING	LAST 10	STRENGTH OF	OPP. STRENGTH	TEAM	ADJ.	CONF.	ADJ CONF.
Average RPI Loss:	183	RECORD	PCT. RANK	GAMES	SCHEDULE	OF SCHEDULE	RPI	RPI	RPI	RPI
DIV. I ONLY	13- 11	153	8-2	348	348	260	260	32	32	
DIV. I NON-CONF.	4- 7	225	0	237	305	219	219	31	31	
TOTALS	RPI 1-25	RPI 26-50	W-L RECORDS	RPI 51-100	RPI 101-150	RPI 150+				
13- 11	0- 0	0- 0	OVERALL	0- 2	0- 2	13- 7				
4- 3	0- 0	0- 0	HOME	0- 0	0- 2	4- 1				
8- 7	0- 0	0- 0	AWAY	0- 2	0- 0	8- 5				
1- 1	0- 0	0- 0	NEUTRAL	0- 0	0- 0	1- 1				
4- 7	0- 0	0- 0	NON-CONFERENCE	0- 2	0- 1	4- 4				
0- 2	0- 0	0- 0	HOME	0- 0	0- 1	0- 1				
4- 4	0- 0	0- 0	AWAY	0- 2	0- 0	4- 2				
0- 1	0- 0	0- 0	NEUTRAL	0- 0	0- 0	0- 1				
9- 4	0- 0	0- 0	CONFERENCE	0- 0	0- 1	9- 3				
4- 1	0- 0	0- 0	HOME	0- 0	0- 1	4- 0				
4- 3	0- 0	0- 0	AWAY	0- 0	0- 0	4- 3				
1- 0	0- 0	0- 0	NEUTRAL	0- 0	0- 0	1- 0				

RPI S	Opponent	Score	RPI S	Opponent	Score	RPI S	Opponent	Score	RPI S	Opponent	Score	Team's RPI: 260
						75	A Cincinnati	47 62	140	H North Florida	64 73	
						86	A Nebraska	46 68	142	H Texas Southern	58 65	
									153	A Jackson St.	53 67	
									162	N North Ala.	65 80	
									177	H Austin Peay	61 67	
									189	A Memphis	71 79	
									242	A Southern U.	46 55	
									246	A San Diego St.	61 53	
									250	A Denver	86 83	
									297	A California Baptist	55 60	
									298	H Prairie View	54 44	
									312	A Georgia St.	67 52	
									328	A Alcorn	74 67	
									328	H Alcorn	64 50	
									331	A Alabama St.	56 55	
									331	N Alabama St.	75 48	
									335	A Ark.-Pine Bluff	65 52	
									335	H Ark.-Pine Bluff	74 55	
									342	A Florida A&M	77 53	
									345	A Grambling	59 69	
									351	A Mississippi Val.	75 45	
									351	H Mississippi Val.	68 48	
LAST 10 Division I												
			328	H Alcorn	64 50		142	H Texas Southern	58 65			
			331	A Alabama St.	56 55		242	A Southern U.	46 55			
			351	A Mississippi Val.	75 45		328	A Alcorn	74 67			
			335	A Ark.-Pine Bluff	65 52		331	N Alabama St.	75 48			
			298	H Prairie View	54 44		351	H Mississippi Val.	68 48			

Non-Div I Games:

Alabama A&M

■ Loss,
 ■ Non-Conf,
 ■ S Site,
 ■ H Home
 ■ A Away
 N Neutral

Average RPI Win: 263	WON-LOST	WINNING	LAST 10	STRENGTH OF	OPP. STRENGTH	TEAM	ADJ.	CONF.	ADJ CONF.
Average RPI Loss: 177	RECORD	PCT. RANK	GAMES	SCHEDULE	OF SCHEDULE	RPI	RPI	RPI	RPI
DIV. I ONLY	8- 17	279	2-8	199	270	262	262	21	21
DIV. I NON-CONF.	2- 8	295	0	106	301	254	254	20	20
TOTALS	RPI 1-25	RPI 26-50	W-L RECORDS	RPI 51-100	RPI 101-150	RPI 150+			
8- 17	0- 2	0- 1	OVERALL	1- 0	0- 4	7- 10			
5- 3	0- 0	0- 0	HOME	1- 0	0- 2	4- 1			
3- 13	0- 2	0- 1	AWAY	0- 0	0- 1	3- 9			
0- 1	0- 0	0- 0	NEUTRAL	0- 0	0- 1	0- 0			
2- 8	0- 2	0- 0	NON-CONFERENCE	0- 0	0- 2	2- 4			
1- 1	0- 0	0- 0	HOME	0- 0	0- 1	1- 0			
1- 6	0- 2	0- 0	AWAY	0- 0	0- 0	1- 4			
0- 1	0- 0	0- 0	NEUTRAL	0- 0	0- 1	0- 0			
6- 9	0- 0	0- 1	CONFERENCE	1- 0	0- 2	5- 6			
4- 2	0- 0	0- 0	HOME	1- 0	0- 1	3- 1			
2- 7	0- 0	0- 1	AWAY	0- 0	0- 1	2- 5			
0- 0	0- 0	0- 0	NEUTRAL	0- 0	0- 0	0- 0			

RPI 1-25				RPI 26-50				RPI 51-100				RPI 101+ Team's RPI: 262			
RPI	S	Opponent	Score	RPI	S	Opponent	Score	RPI	S	Opponent	Score	RPI	S	Opponent	Score
5	A	Baylor	43 111	50	A	Troy	64 79	73	H	Coastal Caro.	63 61	107	A	UT Arlington	44 71
21	A	DePaul	64 109									107	H	UT Arlington	62 89
												118	H	Southeast Mo. St.	67 79
												150	N	N.C. A&T	50 55
												189	A	Memphis	50 78
												190	A	Little Rock	58 67
												204	A	Louisiana	43 83
												228	A	Murray St.	62 77
												237	H	Appalachian St.	76 58
												246	A	San Diego St.	71 62
												249	A	South Alabama	71 87
												256	A	Texas St.	56 53
												256	H	Texas St.	69 83
												258	A	Tulsa	77 79
												270	A	Louisiana Tech	54 67
												294	A	Ga. Southern	67 80
												294	H	Ga. Southern	69 62
												312	A	Georgia St.	56 67
												312	H	Georgia St.	70 68
												335	H	Ark.-Pine Bluff	81 60
												350	A	La.-Monroe	54 53
LAST 10 Division I															
				50	A	Troy	64 79	312	A	Georgia St.	56 67				
				249	A	South Alabama	71 87	350	A	La.-Monroe	54 53				
				256	H	Texas St.	69 83	73	H	Coastal Caro.	63 61				
				107	H	UT Arlington	62 89	204	A	Louisiana	43 83				
				294	A	Ga. Southern	67 80	190	A	Little Rock	58 67				

Non-Div I Games: Central Baptist 88 63

Arkansas St.

■ Loss,
 ■ Non-Conf,
 ■ S Site,
 ■ Home
 ■ A Away
 N Neutral

Average RPI Win:	275	WON-LOST	WINNING	LAST 10	STRENGTH OF	OPP. STRENGTH	TEAM	ADJ.	CONF.	ADJ CONF.
Average RPI Loss:	183	RECORD	PCT. RANK	GAMES	SCHEDULE	OF SCHEDULE	RPI	RPI	RPI	RPI
DIV. I ONLY	10- 15	237	2-8	239	317	263	263	25	25	
DIV. I NON-CONF.	4- 5	195	0	288	260	253	253	27	27	
TOTALS	RPI 1-25	RPI 26-50	W-L RECORDS	RPI 51-100	RPI 101-150	RPI 150+				
10- 15	0- 0	0- 1	OVERALL	0- 0	0- 5	10- 9				
6- 6	0- 0	0- 0	HOME	0- 0	0- 2	6- 4				
4- 9	0- 0	0- 1	AWAY	0- 0	0- 3	4- 5				
0- 0	0- 0	0- 0	NEUTRAL	0- 0	0- 0	0- 0				
4- 5	0- 0	0- 1	NON-CONFERENCE	0- 0	0- 1	4- 3				
3- 1	0- 0	0- 0	HOME	0- 0	0- 0	3- 1				
1- 4	0- 0	0- 1	AWAY	0- 0	0- 1	1- 2				
0- 0	0- 0	0- 0	NEUTRAL	0- 0	0- 0	0- 0				
6- 10	0- 0	0- 0	CONFERENCE	0- 0	0- 4	6- 6				
3- 5	0- 0	0- 0	HOME	0- 0	0- 2	3- 3				
3- 5	0- 0	0- 0	AWAY	0- 0	0- 2	3- 3				
0- 0	0- 0	0- 0	NEUTRAL	0- 0	0- 0	0- 0				

RPI S	Opponent	Score	RPI S	Opponent	Score	RPI S	Opponent	Score	RPI S	Opponent	Score	Team's RPI: 263
			39 A	James Madison	53 93				109 A	Campbell	76 81	
									109 H	Campbell	55 70	
									138 A	Florida	54 71	
									143 A	Hampton	55 73	
									143 H	Hampton	76 90	
									183 H	High Point	69 76	
									187 A	Norfolk St.	46 49	
									193 A	Gardner-Webb	70 73	
									193 H	Gardner-Webb	80 70	
									200 A	Radford	76 88	
									200 H	Radford	61 62	
									222 H	Brown	86 76	
									247 H	East Carolina	61 64	
									248 A	UNC Asheville	54 51	
									248 H	UNC Asheville	73 56	
									264 H	Delaware St.	78 62	
									272 A	Winthrop	63 74	
									273 A	Wofford	76 79	
									274 H	UNCW	59 58	
									306 A	Presbyterian	71 60	
									306 H	Presbyterian	77 82	
									326 A	UMES	71 62	
									327 A	USC Upstate	70 62	
									344 H	Charleston So.	84 64	
LAST 10 Division I												
			109 A	Campbell	76 81		248 A	UNC Asheville	54 51			
			200 A	Radford	76 88		143 A	Hampton	55 73			
			143 H	Hampton	76 90		248 H	UNC Asheville	73 56			
			193 A	Gardner-Webb	70 73		272 A	Winthrop	63 74			
			306 H	Presbyterian	77 82		183 H	High Point	69 76			

Non-Div I Games:

Longwood

■ Loss,
 ■ Non-Conf,
 S Site,
 ■ Home
 ■ Away
 N Neutral

Average RPI Win: 305		WON-LOST	WINNING	LAST 10	STRENGTH OF	OPP. STRENGTH	TEAM	ADJ.	CONF.	ADJ CONF.
Average RPI Loss: 143		RECORD	PCT. RANK	GAMES	SCHEDULE	OF SCHEDULE	RPI	RPI	RPI	RPI
DIV. I ONLY		10- 13	218	6-4	217	342	264	264	29	29
DIV. I NON-CONF.		2- 9	304	0	54	325	258	258	29	29
TOTALS		RPI 1-25	RPI 26-50	W-L RECORDS	RPI 51-100	RPI 101-150	RPI 150+			
10- 13	0- 0		0- 1	OVERALL	0- 2	0- 5	10- 5			
6- 8	0- 0		0- 0	HOME	0- 1	0- 4	6- 3			
4- 5	0- 0		0- 1	AWAY	0- 1	0- 1	4- 2			
0- 0	0- 0		0- 0	NEUTRAL	0- 0	0- 0	0- 0			
2- 9	0- 0		0- 1	NON-CONFERENCE	0- 2	0- 2	2- 4			
1- 6	0- 0		0- 0	HOME	0- 1	0- 2	1- 3			
1- 3	0- 0		0- 1	AWAY	0- 1	0- 0	1- 1			
0- 0	0- 0		0- 0	NEUTRAL	0- 0	0- 0	0- 0			
8- 4	0- 0		0- 0	CONFERENCE	0- 0	0- 3	8- 1			
5- 2	0- 0		0- 0	HOME	0- 0	0- 2	5- 0			
3- 2	0- 0		0- 0	AWAY	0- 0	0- 1	3- 1			
0- 0	0- 0		0- 0	NEUTRAL	0- 0	0- 0	0- 0			

[illegible]

Non-Div I Games:	Post	67	41	Georgian Court	69	48
------------------	------	----	----	----------------	----	----

Delaware St.

■ Loss, ■ Non-Conf, S Site, H Home A Away N Neutral

Page 264

Average RPI Win:	264	WON-LOST	WINNING	LAST 10	STRENGTH OF	OPP. STRENGTH	TEAM	ADJ.	CONF.	ADJ CONF.
Average RPI Loss:	159	RECORD	PCT. RANK	GAMES	SCHEDULE	OF SCHEDULE	RPI	RPI	RPI	RPI
DIV. I ONLY	10- 15	237	4-6	241	233	265	265	17	17	
DIV. I NON-CONF.	4- 5	195	0	311	254	279	279	21	21	
TOTALS	RPI 1-25	RPI 26-50	W-L RECORDS	RPI 51-100	RPI 101-150	RPI 150+				
10- 15	0- 0	0- 0	OVERALL	0- 4	0- 2	10- 9				
7- 6	0- 0	0- 0	HOME	0- 2	0- 1	7- 3				
3- 9	0- 0	0- 0	AWAY	0- 2	0- 1	3- 6				
0- 0	0- 0	0- 0	NEUTRAL	0- 0	0- 0	0- 0				
4- 5	0- 0	0- 0	NON-CONFERENCE	0- 2	0- 1	4- 2				
3- 2	0- 0	0- 0	HOME	0- 1	0- 0	3- 1				
1- 3	0- 0	0- 0	AWAY	0- 1	0- 1	1- 1				
0- 0	0- 0	0- 0	NEUTRAL	0- 0	0- 0	0- 0				
6- 10	0- 0	0- 0	CONFERENCE	0- 2	0- 1	6- 7				
4- 4	0- 0	0- 0	HOME	0- 1	0- 1	4- 2				
2- 6	0- 0	0- 0	AWAY	0- 1	0- 0	2- 5				
0- 0	0- 0	0- 0	NEUTRAL	0- 0	0- 0	0- 0				

RPI 1-25				RPI 26-50				RPI 51-100				RPI 101+				Team's RPI: 265	
RPI	S	Opponent	Score	RPI	S	Opponent	Score	RPI	S	Opponent	Score	RPI	S	Opponent	Score		
								61	A	Tennessee	41	79	102	H	Boise St.	69	72
								69	A	Fresno St.	53	55	123	A	Idaho	54	61
								69	H	Fresno St.	61	79	160	A	San Jose St.	64	69
								92	H	Colorado	75	79	160	H	San Jose St.	53	58
													180	H	Northern Ill.	75	80
													202	A	Wyoming	56	49
													202	H	Wyoming	40	43
													208	A	UNLV	52	56
													208	H	UNLV	60	56
													213	A	New Mexico	62	73
													224	A	Northern Colo.	75	58
													238	A	Nevada	63	74
													238	H	Nevada	75	70
													246	A	San Diego St.	49	59
													258	A	Tulsa	55	61
													260	H	Incarnate Word	75	47
													281	A	Utah St.	67	61
													281	H	Utah St.	56	55
													290	H	Air Force	60	40
													300	H	UC Riverside	52	40
													351	H	Mississippi Val.	65	46
LAST 10 Division I																	
				160	A	San Jose St.	64	69	208	A	UNLV	52	56				
				208	H	UNLV	60	56	238	A	Nevada	63	74				
				202	H	Wyoming	40	43	281	H	Utah St.	56	55				
				281	A	Utah St.	67	61	69	A	Fresno St.	53	55				
				69	H	Fresno St.	61	79	290	H	Air Force	60	40				

Non-Div I Games: Western St. 56 47 Chadron St. 102 51

Colorado St.

Loss, Non-Conf, S Site, H Home A Away N Neutral

Bowling Green

Through Games Of Feb. 22, 2020

Average RPI Win:	230	WON-LOST	WINNING	LAST 10	STRENGTH OF	OPP. STRENGTH	TEAM	ADJ.	CONF.	ADJ CONF.
Average RPI Loss:	133	RECORD	PCT. RANK	GAMES	SCHEDULE	OF SCHEDULE	RPI	RPI	RPI	RPI
DIV. I ONLY	6- 18	307	1-9	134	150	266	266	10	10	
DIV. I NON-CONF.	5- 5	164	0	195	265	155	155	10	10	
TOTALS	RPI 1-25	RPI 26-50	W-L RECORDS	RPI 51-100	RPI 101-150	RPI 150+				
6- 18	0- 1	0- 2	OVERALL	0- 1	1- 7	5- 7				
3- 6	0- 0	0- 0	HOME	0- 1	1- 1	2- 4				
2- 10	0- 1	0- 2	AWAY	0- 0	0- 5	2- 2				
1- 2	0- 0	0- 0	NEUTRAL	0- 0	0- 1	1- 1				
5- 5	0- 0	0- 1	NON-CONFERENCE	0- 0	0- 3	5- 1				
2- 0	0- 0	0- 0	HOME	0- 0	0- 0	2- 0				
2- 3	0- 0	0- 1	AWAY	0- 0	0- 2	2- 0				
1- 2	0- 0	0- 0	NEUTRAL	0- 0	0- 1	1- 1				
1- 13	0- 1	0- 1	CONFERENCE	0- 1	1- 4	0- 6				
1- 6	0- 0	0- 0	HOME	0- 1	1- 1	0- 4				
0- 7	0- 1	0- 1	AWAY	0- 0	0- 3	0- 2				
0- 0	0- 0	0- 0	NEUTRAL	0- 0	0- 0	0- 0				

RPI 1-25				RPI 26-50				RPI 51-100				RPI 101+ Team's RPI: 266			
RPI	S	Opponent	Score	RPI	S	Opponent	Score	RPI	S	Opponent	Score	RPI	S	Opponent	Score
19	A	Central Mich.	75 82	42	A	Purdue	74 81	68	H	Ball St.	80 86	103	A	Kent St.	47 61
				49	A	Ohio	69 79					141	A	Buffalo	59 65
												141	H	Buffalo	56 62
												144	A	Loyola Chicago	76 84
												145	N	Green Bay	54 73
												147	A	Western Mich.	55 69
												147	H	Western Mich.	72 63
												148	A	Valparaiso	90 95
												151	H	Akron	73 76
												157	A	Eastern Mich.	61 78
												157	H	Eastern Mich.	58 70
												175	A	Toledo	72 79
												180	H	Northern Ill.	87 92
												191	H	Cleveland St.	89 62
												196	H	Miami (OH)	59 80
												229	A	Marshall	82 69
												232	N	San Francisco	56 64
												239	A	Milwaukee	63 51
												276	H	Morehead St.	79 65
												297	N	California Baptist	98 60
LAST 10 Division I															
141	H	Buffalo	56 62	103	A	Kent St.	47 61								
147	A	Western Mich.	55 69	196	H	Miami (OH)	59 80								
19	A	Central Mich.	75 82	49	A	Ohio	69 79								
157	H	Eastern Mich.	58 70	147	H	Western Mich.	72 63								
180	H	Northern Ill.	87 92	175	A	Toledo	72 79								

Non-Div I Games: Davis & Elkins 91 52 Notre Dame (OH) 88 54

Bowling Green

Loss, Non-Conf, S Site, H Home A Away N Neutral

Average RPI Win:	291	WON-LOST	WINNING	LAST 10	STRENGTH OF	OPP. STRENGTH	TEAM	ADJ.	CONF.	ADJ CONF.
Average RPI Loss:	145	RECORD	PCT. RANK	GAMES	SCHEDULE	OF SCHEDULE	RPI	RPI	RPI	RPI
DIV. I ONLY	8- 16	273	6-4	226	237	267	267	23	23	
DIV. I NON-CONF.	1- 6	318	0	55	44	246	246	24	24	
TOTALS	RPI 1-25	RPI 26-50	W-L RECORDS	RPI 51-100	RPI 101-150	RPI 150+				
8- 16	0- 2	0- 1	OVERALL	0- 3	0- 2	8- 8				
4- 5	0- 0	0- 0	HOME	0- 1	0- 1	4- 3				
4- 10	0- 2	0- 1	AWAY	0- 2	0- 0	4- 5				
0- 1	0- 0	0- 0	NEUTRAL	0- 0	0- 1	0- 0				
1- 6	0- 2	0- 1	NON-CONFERENCE	0- 1	0- 1	1- 1				
1- 0	0- 0	0- 0	HOME	0- 0	0- 0	1- 0				
0- 5	0- 2	0- 1	AWAY	0- 1	0- 0	0- 1				
0- 1	0- 0	0- 0	NEUTRAL	0- 0	0- 1	0- 0				
7- 10	0- 0	0- 0	CONFERENCE	0- 2	0- 1	7- 7				
3- 5	0- 0	0- 0	HOME	0- 1	0- 1	3- 3				
4- 5	0- 0	0- 0	AWAY	0- 1	0- 0	4- 4				
0- 0	0- 0	0- 0	NEUTRAL	0- 0	0- 0	0- 0				

RPI 1-25				RPI 26-50				RPI 51-100				RPI 101+ Team's RPI: 267			
RPI	S	Opponent	Score	RPI	S	Opponent	Score	RPI	S	Opponent	Score	RPI	S	Opponent	Score
17	A	Indiana	47 111	26	A	LSU	32 63	65	A	Rice	47 71	113	H	Abilene Christian	84 95
18	A	TCU	47 72					97	H	SFA	61 78	140	N	North Florida	61 64
								99	A	A&M-Corpus Christi	49 55	154	A	Sam Houston St.	71 87
												154	H	Sam Houston St.	77 80
												156	A	New Orleans	65 77
												169	A	Jacksonville	55 72
												234	A	Southeastern La.	67 65
												234	H	Southeastern La.	54 49
												243	A	Central Ark.	67 58
												243	H	Central Ark.	46 53
												260	A	Incarinate Word	51 53
												271	A	Lamar University	62 60
												271	H	Lamar University	78 84
												316	A	Houston Baptist	84 78
												338	A	Northwestern St.	54 58
												338	H	Northwestern St.	73 66
												343	H	McNeese	79 63
												350	H	La.-Monroe	74 59
LAST 10 Division I															
243	A	Central Ark.	67 58	97	H	SFA	61 78								
338	H	Northwestern St.	73 66	343	H	McNeese	79 63								
234	H	Southeastern La.	54 49	156	A	New Orleans	65 77								
271	A	Lamar University	62 60	316	A	Houston Baptist	84 78								
154	H	Sam Houston St.	77 80	243	H	Central Ark.	46 53								

Non-Div I Games: Southern-N.O. 94 61 Paul Quinn 101 68

Nicholls St.

Loss, Non-Conf, S Site, H Home A Away N Neutral

New Hampshire

Through Games Of Feb. 22, 2020

Average RPI Win:	318	WON-LOST	WINNING	LAST 10	STRENGTH OF	OPP. STRENGTH	TEAM	ADJ.	CONF.	ADJ CONF.
Average RPI Loss:	158	RECORD	PCT. RANK	GAMES	SCHEDULE	OF SCHEDULE	RPI	RPI	RPI	RPI
DIV. I ONLY	9- 16	255	6-4	225	316	268	268	27	27	
DIV. I NON-CONF.	2- 9	304	0	164	248	287	287	28	28	
TOTALS	RPI 1-25	RPI 26-50	W-L RECORDS	RPI 51-100	RPI 101-150	RPI 150+				
9- 16	0- 2	0- 0	OVERALL	0- 2	0- 3	9- 9				
4- 7	0- 0	0- 0	HOME	0- 1	0- 1	4- 5				
5- 9	0- 2	0- 0	AWAY	0- 1	0- 2	5- 4				
0- 0	0- 0	0- 0	NEUTRAL	0- 0	0- 0	0- 0				
2- 9	0- 2	0- 0	NON-CONFERENCE	0- 0	0- 3	2- 4				
1- 3	0- 0	0- 0	HOME	0- 0	0- 1	1- 2				
1- 6	0- 2	0- 0	AWAY	0- 0	0- 2	1- 2				
0- 0	0- 0	0- 0	NEUTRAL	0- 0	0- 0	0- 0				
7- 7	0- 0	0- 0	CONFERENCE	0- 2	0- 0	7- 5				
3- 4	0- 0	0- 0	HOME	0- 1	0- 0	3- 3				
4- 3	0- 0	0- 0	AWAY	0- 1	0- 0	4- 2				
0- 0	0- 0	0- 0	NEUTRAL	0- 0	0- 0	0- 0				

RPI 1-25				RPI 26-50				RPI 51-100				RPI 101+ Team's RPI: 268			
RPI	S	Opponent	Score	RPI	S	Opponent	Score	RPI	S	Opponent	Score	RPI	S	Opponent	Score
5	A	Baylor	29 97					54	A	Stony Brook	50 52	124	A	Holy Cross	61 82
15	A	Princeton	37 77					54	H	Stony Brook	44 53	135	H	Boston U.	64 78
												146	A	Massachusetts	65 67
												164	A	Dartmouth	47 66
												166	H	Binghamton	53 63
												186	A	Merrimack	54 64
												210	A	Maine	50 67
												222	H	Brown	68 76
												233	A	UMass Lowell	53 58
												233	H	UMass Lowell	53 66
												282	H	North Dakota St.	61 67
												284	A	UMBC	72 63
												284	H	UMBC	56 51
												296	A	Vermont	59 51
												296	H	Vermont	42 44
												318	A	Bryant	68 56
												320	A	Albany (NY)	48 47
												320	H	Albany (NY)	56 53
												347	A	Hartford	64 55
												347	H	Hartford	72 71
												349	H	Central Conn. St.	70 59
LAST 10 Division I															
320	H	Albany (NY)	56 53	233	H	UMass Lowell	53 66								
347	A	Hartford	64 55	296	A	Vermont	59 51								
284	H	UMBC	56 51	166	H	Binghamton	53 63								
296	H	Vermont	42 44	284	A	UMBC	72 63								
54	A	Stony Brook	50 52	320	A	Albany (NY)	48 47								

Non-Div I Games: Wheaton (MA) 89 44

New Hampshire

Loss, Non-Conf, S Site, H Home A Away N Neutral

Loyola Maryland

Through Games Of Feb. 22, 2020

Average RPI Win:	232	WON-LOST	WINNING	LAST 10	STRENGTH OF	OPP. STRENGTH	TEAM	ADJ.	CONF.	ADJ CONF.
Average RPI Loss:	145	RECORD	PCT. RANK	GAMES	SCHEDULE	OF SCHEDULE	RPI	RPI	RPI	RPI
DIV. I ONLY	7- 19	295	4-6	133	172	269	269	15	15	
DIV. I NON-CONF.	3- 8	268	0	163	186	251	251	15	15	
TOTALS	RPI 1-25	RPI 26-50	W-L RECORDS	RPI 51-100	RPI 101-150	RPI 150+				
7- 19	0- 2	0- 0	OVERALL	1- 3	0- 6	6- 8				
5- 6	0- 0	0- 0	HOME	1- 1	0- 3	4- 2				
2- 12	0- 2	0- 0	AWAY	0- 2	0- 3	2- 5				
0- 1	0- 0	0- 0	NEUTRAL	0- 0	0- 0	0- 1				
3- 8	0- 2	0- 0	NON-CONFERENCE	0- 0	0- 2	3- 4				
2- 1	0- 0	0- 0	HOME	0- 0	0- 0	2- 1				
1- 6	0- 2	0- 0	AWAY	0- 0	0- 2	1- 2				
0- 1	0- 0	0- 0	NEUTRAL	0- 0	0- 0	0- 1				
4- 11	0- 0	0- 0	CONFERENCE	1- 3	0- 4	3- 4				
3- 5	0- 0	0- 0	HOME	1- 1	0- 3	2- 1				
1- 6	0- 0	0- 0	AWAY	0- 2	0- 1	1- 3				
0- 0	0- 0	0- 0	NEUTRAL	0- 0	0- 0	0- 0				

RPI 1-25				RPI 26-50				RPI 51-100				RPI 101+ Team's RPI: 269			
RPI	S	Opponent	Score	RPI	S	Opponent	Score	RPI	S	Opponent	Score	RPI	S	Opponent	Score
3	A	Maryland	45 105					62	A	Bucknell	42 66	116	A	Notre Dame	60 84
10	A	Northwestern	46 67					62	H	Bucknell	60 50	124	H	Holy Cross	56 64
								88	A	Colgate	70 79	128	H	Lehigh	53 55
								88	H	Colgate	74 76	135	A	Boston U.	42 44
												135	H	Boston U.	39 41
												149	A	Mt. St. Mary's	75 81
												155	N	Wright St.	51 66
												164	H	Dartmouth	72 56
												174	A	Lafayette	52 55
												174	H	Lafayette	65 76
												181	A	American	44 63
												181	H	American	56 47
												199	A	Fla. Atlantic	61 72
												244	H	Howard	69 75
												295	A	Army West Point	55 75
												295	H	Army West Point	68 59
												299	H	Monmouth	64 48
												303	A	St. Francis Brooklyn	78 89
												307	A	Navy	50 44
												317	A	Fairleigh Dickinson	75 46
LAST 10 Division I															
174	H	Lafayette	65 76	307	A	Navy	50 44								
295	A	Army West Point	55 75	135	H	Boston U.	39 41								
88	A	Colgate	70 79	62	H	Bucknell	60 50								
181	H	American	56 47	181	A	American	44 63								
62	A	Bucknell	42 66	295	H	Army West Point	68 59								

Non-Div I Games:

Loyola Maryland

Loss, Non-Conf, S Site, H Home A Away N Neutral

Average RPI Win:	244	WON-LOST	WINNING	LAST 10	STRENGTH OF	OPP. STRENGTH	TEAM	ADJ.	CONF.	ADJ CONF.
Average RPI Loss:	162	RECORD	PCT. RANK	GAMES	SCHEDULE	OF SCHEDULE	RPI	RPI	RPI	RPI
DIV. I ONLY	11- 13	203	4-6	299	153	270	270	13	13	
DIV. I NON-CONF.	6- 3	90	0	346	238	255	255	16	16	
TOTALS	RPI 1-25	RPI 26-50	W-L RECORDS	RPI 51-100	RPI 101-150	RPI 150+				
11- 13	0- 0	0- 2	OVERALL	1- 2	0- 1	10- 8				
9- 5	0- 0	0- 1	HOME	1- 0	0- 1	8- 3				
2- 8	0- 0	0- 1	AWAY	0- 2	0- 0	2- 5				
0- 0	0- 0	0- 0	NEUTRAL	0- 0	0- 0	0- 0				
6- 3	0- 0	0- 0	NON-CONFERENCE	0- 0	0- 0	6- 3				
5- 1	0- 0	0- 0	HOME	0- 0	0- 0	5- 1				
1- 2	0- 0	0- 0	AWAY	0- 0	0- 0	1- 2				
0- 0	0- 0	0- 0	NEUTRAL	0- 0	0- 0	0- 0				
5- 10	0- 0	0- 2	CONFERENCE	1- 2	0- 1	4- 5				
4- 4	0- 0	0- 1	HOME	1- 0	0- 1	3- 2				
1- 6	0- 0	0- 1	AWAY	0- 2	0- 0	1- 3				
0- 0	0- 0	0- 0	NEUTRAL	0- 0	0- 0	0- 0				

RPI 1-25				RPI 26-50				RPI 51-100				RPI 101+				Team's RPI: 270	
RPI	S	Opponent	Score	RPI	S	Opponent	Score	RPI	S	Opponent	Score	RPI	S	Opponent	Score		
				28	A	Old Dominion	61 77	51	A	Charlotte	37 55	122	H	UAB	51 71		
				32	H	Western Ky.	75 84	60	H	Middle Tenn.	78 60	163	H	Wichita St.	80 88		
								65	A	Rice	47 60	189	H	Memphis	83 74		
												190	A	Little Rock	43 38		
												192	A	Houston	53 67		
												199	A	Fla. Atlantic	75 77		
												201	A	Southern Miss.	60 66		
												201	H	Southern Miss.	61 63		
												221	H	UTEP	87 80		
												229	H	Marshall	60 50		
												234	H	Southeastern La.	92 78		
												259	A	North Texas	69 74		
												262	H	Arkansas St.	67 54		
												278	A	Ole Miss	53 76		
												305	A	FIU	68 44		
												305	H	FIU	62 52		
												311	H	UTSA	73 82		
												343	H	McNeese	79 54		
												345	H	Grambling	70 66		
LAST 10 Division I																	
				305	H	FIU	62 52	32	H	Western Ky.	75 84						
				201	H	Southern Miss.	61 63	28	A	Old Dominion	61 77						
				199	A	Fla. Atlantic	75 77	51	A	Charlotte	37 55						
				305	A	FIU	68 44	122	H	UAB	51 71						
				229	H	Marshall	60 50	60	H	Middle Tenn.	78 60						

Non-Div I Games: Loyola (LA) 71 52 LSU-Alexandria 93 61

Louisiana Tech

Loss, Non-Conf, S Site, H Home A Away N Neutral

Average RPI Win:	267	WON-LOST	WINNING	LAST 10	STRENGTH OF	OPP. STRENGTH	TEAM	ADJ.	CONF.	ADJ CONF.
Average RPI Loss:	156	RECORD	PCT. RANK	GAMES	SCHEDULE	OF SCHEDULE	RPI	RPI	RPI	RPI
DIV. I ONLY	7- 17	292	1-9	148	275	271	271	23	23	
DIV. I NON-CONF.	2- 5	259	0	30	125	154	154	24	24	
TOTALS	RPI 1-25	RPI 26-50	W-L RECORDS	RPI 51-100	RPI 101-150	RPI 150+				
7- 17	0- 2	0- 1	OVERALL	0- 3	1- 2	6- 9				
3- 8	0- 0	0- 0	HOME	0- 2	0- 1	3- 5				
3- 9	0- 2	0- 1	AWAY	0- 1	0- 1	3- 4				
1- 0	0- 0	0- 0	NEUTRAL	0- 0	1- 0	0- 0				
2- 5	0- 2	0- 1	NON-CONFERENCE	0- 0	1- 0	1- 2				
1- 1	0- 0	0- 0	HOME	0- 0	0- 0	1- 1				
0- 4	0- 2	0- 1	AWAY	0- 0	0- 0	0- 1				
1- 0	0- 0	0- 0	NEUTRAL	0- 0	1- 0	0- 0				
5- 12	0- 0	0- 0	CONFERENCE	0- 3	0- 2	5- 7				
2- 7	0- 0	0- 0	HOME	0- 2	0- 1	2- 4				
3- 5	0- 0	0- 0	AWAY	0- 1	0- 1	3- 3				
0- 0	0- 0	0- 0	NEUTRAL	0- 0	0- 0	0- 0				

RPI 1-25				RPI 26-50				RPI 51-100				RPI 101+ Team's RPI: 271			
RPI	S	Opponent	Score	RPI	S	Opponent	Score	RPI	S	Opponent	Score	RPI	S	Opponent	Score
5	A	Baylor	28 90	46	A	Oklahoma St.	53 74	97	H	SFA	53 54	113	A	Abilene Christian	72 78
20	A	NC State	40 81					99	A	A&M-Corpus Christi	39 49	113	H	Abilene Christian	49 75
								99	H	A&M-Corpus Christi	56 64	123	N	Idaho	47 44
												154	A	Sam Houston St.	47 68
												154	H	Sam Houston St.	68 75
												156	H	New Orleans	57 62
												204	H	Louisiana	63 74
												234	A	Southeastern La.	65 57
												243	A	Central Ark.	29 53
												250	H	Denver	71 59
												260	H	Incarinate Word	48 67
												267	A	Nicholls St.	84 78
												267	H	Nicholls St.	60 62
												313	A	Cal Poly	56 57
												316	A	Houston Baptist	59 72
												316	H	Houston Baptist	60 53
												338	H	Northwestern St.	61 58
												343	A	McNeese	87 69
LAST 10 Division I															
				99	H	A&M-Corpus Christi	56 64	243	A	Central Ark.	29 53				
				154	H	Sam Houston St.	68 75	343	A	McNeese	87 69				
				316	A	Houston Baptist	59 72	97	H	SFA	53 54				
				267	H	Nicholls St.	60 62	260	H	Incarinate Word	48 67				
				113	H	Abilene Christian	49 75	99	A	A&M-Corpus Christi	39 49				

Non-Div I Games: Howard Payne 96 36 LeTourneau 90 38

Lamar University

Loss, Non-Conf, S Site, H Home A Away N Neutral

Winthrop

Through Games Of Feb. 22, 2020

Average RPI Win:	284	WON-LOST	WINNING	LAST 10	STRENGTH OF	OPP. STRENGTH	TEAM	ADJ.	CONF.	ADJ CONF.
Average RPI Loss:	182	RECORD	PCT. RANK	GAMES	SCHEDULE	OF SCHEDULE	RPI	RPI	RPI	RPI
DIV. I ONLY	10- 15	237	3-7	261	317	272	272	25	25	
DIV. I NON-CONF.	3- 6	235	0	290	303	273	273	27	27	
TOTALS	RPI 1-25	RPI 26-50	W-L RECORDS	RPI 51-100	RPI 101-150	RPI 150+				
10- 15	0- 1	0- 1	OVERALL	0- 0	1- 3	9- 10				
5- 6	0- 0	0- 0	HOME	0- 0	1- 1	4- 5				
5- 8	0- 1	0- 1	AWAY	0- 0	0- 2	5- 4				
0- 1	0- 0	0- 0	NEUTRAL	0- 0	0- 0	0- 1				
3- 6	0- 1	0- 1	NON-CONFERENCE	0- 0	0- 0	3- 4				
0- 3	0- 0	0- 0	HOME	0- 0	0- 0	0- 3				
3- 2	0- 1	0- 1	AWAY	0- 0	0- 0	3- 0				
0- 1	0- 0	0- 0	NEUTRAL	0- 0	0- 0	0- 1				
7- 9	0- 0	0- 0	CONFERENCE	0- 0	1- 3	6- 6				
5- 3	0- 0	0- 0	HOME	0- 0	1- 1	4- 2				
2- 6	0- 0	0- 0	AWAY	0- 0	0- 2	2- 4				
0- 0	0- 0	0- 0	NEUTRAL	0- 0	0- 0	0- 0				

RPI 1-25				RPI 26-50				RPI 51-100				RPI 101+				Team's RPI: 272
RPI	S	Opponent	Score	RPI	S	Opponent	Score	RPI	S	Opponent	Score	RPI	S	Opponent	Score	
24	A	Kentucky	36 91	28	A	Old Dominion	44 68					109	A	Campbell	47 63	
												109	H	Campbell	58 61	
												143	A	Hampton	48 62	
												143	H	Hampton	72 66	
												183	A	High Point	61 94	
												183	H	High Point	69 63	
												193	A	Gardner-Webb	59 71	
												193	H	Gardner-Webb	49 54	
												200	A	Radford	53 54	
												226	H	Iona	61 68	
												248	A	UNC Asheville	55 65	
												248	H	UNC Asheville	43 50	
												253	H	Col. of Charleston	73 84	
												263	H	Longwood	74 63	
												273	N	Wofford	59 60	
												274	A	UNCW	75 63	
												294	H	Ga. Southern	47 91	
												306	H	Presbyterian	61 54	
												314	A	N.C. Central	56 46	
												327	A	USC Upstate	52 38	
												337	A	Western Caro.	63 60	
												344	A	Charleston So.	58 53	
												344	H	Charleston So.	56 46	
LAST 10 Division I																
				193	H	Gardner-Webb	49 54					183	A	High Point	61 94	
				109	H	Campbell	58 61					248	H	UNC Asheville	43 50	
				248	A	UNC Asheville	55 65					344	A	Charleston So.	58 53	
				143	A	Hampton	48 62					263	H	Longwood	74 63	
				344	H	Charleston So.	56 46					200	A	Radford	53 54	

Non-Div I Games:

Winthrop

■ Loss,
 ■ Non-Conf,
 ■ S Site,
 ■ Home
 ■ A Away
 N Neutral

[illegible]

W
o
f
f
o
r
d

Wofford

Page 273

Average RPI Win:	254	WON-LOST	WINNING	LAST 10	STRENGTH OF	OPP. STRENGTH	TEAM	ADJ.	CONF.	ADJ CONF.
Average RPI Loss:	141	RECORD	PCT. RANK	GAMES	SCHEDULE	OF SCHEDULE	RPI	RPI	RPI	RPI
DIV. I ONLY	5- 17	314	1-9	116	205	274	274	14	14	
DIV. I NON-CONF.	2- 7	288	0	189	308	296	296	13	13	
TOTALS	RPI 1-25	RPI 26-50	W-L RECORDS	RPI 51-100	RPI 101-150	RPI 150+				
5- 17	0- 1	0- 3	OVERALL	0- 1	1- 4	4- 8				
2- 8	0- 0	0- 2	HOME	0- 1	0- 1	2- 4				
3- 8	0- 1	0- 1	AWAY	0- 0	1- 2	2- 4				
0- 1	0- 0	0- 0	NEUTRAL	0- 0	0- 1	0- 0				
2- 7	0- 1	0- 0	NON-CONFERENCE	0- 1	0- 2	2- 3				
1- 3	0- 0	0- 0	HOME	0- 1	0- 0	1- 2				
1- 3	0- 1	0- 0	AWAY	0- 0	0- 1	1- 1				
0- 1	0- 0	0- 0	NEUTRAL	0- 0	0- 1	0- 0				
3- 10	0- 0	0- 3	CONFERENCE	0- 0	1- 2	2- 5				
1- 5	0- 0	0- 2	HOME	0- 0	0- 1	1- 2				
2- 5	0- 0	0- 1	AWAY	0- 0	1- 1	1- 3				
0- 0	0- 0	0- 0	NEUTRAL	0- 0	0- 0	0- 0				

RPI 1-25				RPI 26-50				RPI 51-100				RPI 101+ Team's RPI: 274			
RPI	S	Opponent	Score	RPI	S	Opponent	Score	RPI	S	Opponent	Score	RPI	S	Opponent	Score
20	A	NC State	40 80	39	A	James Madison	52 76	73	H	Coastal Caro.	43 62	106	N	North Carolina	45 85
				39	H	James Madison	58 66					115	A	Wake Forest	55 65
				44	H	Drexel	72 73					120	A	William & Mary	72 55
												120	H	William & Mary	55 63
												130	A	Northeastern	61 63
												170	A	Towson	45 78
												170	H	Towson	41 62
												176	H	Delaware	71 65
												179	A	Elon	53 77
												179	H	Elon	57 60
												219	H	Kennesaw St.	56 58
												253	A	Col. of Charleston	63 67
												263	A	Longwood	58 59
												272	H	Winthrop	63 75
												306	A	Presbyterian	70 60
												323	A	Hofstra	62 59
												346	H	South Carolina St.	84 46
LAST 10 Division I															
				39	A	James Madison	52 76	323	A	Hofstra	62 59				
				170	A	Towson	45 78	253	A	Col. of Charleston	63 67				
				120	H	William & Mary	55 63	170	H	Towson	41 62				
				179	H	Elon	57 60	39	H	James Madison	58 66				
				130	A	Northeastern	61 63	179	A	Elon	53 77				

Non-Div I Games: Catawba 75 78 Mount Olive 75 67

UNCW

Loss, Non-Conf, S Site, H Home A Away N Neutral

Niagara

Through Games Of Feb. 22, 2020

Average RPI Win: 300	WON-LOST	WINNING	LAST 10	STRENGTH OF	OPP. STRENGTH	TEAM	ADJ.	CONF.	ADJ CONF.
Average RPI Loss: 165	RECORD	PCT. RANK	GAMES	SCHEDULE	OF SCHEDULE	RPI	RPI	RPI	RPI
DIV. I ONLY	9- 17	266	3-7	233	294	275	275	24	24
DIV. I NON-CONF.	2- 7	288	0	221	316	284	284	25	25
TOTALS	RPI 1-25	RPI 26-50	W-L RECORDS	RPI 51-100	RPI 101-150	RPI 150+			
9- 17	0- 0	0- 1	OVERALL	0- 5	0- 1	9- 10			
5- 6	0- 0	0- 0	HOME	0- 2	0- 1	5- 3			
4- 11	0- 0	0- 1	AWAY	0- 3	0- 0	4- 7			
0- 0	0- 0	0- 0	NEUTRAL	0- 0	0- 0	0- 0			
2- 7	0- 0	0- 1	NON-CONFERENCE	0- 1	0- 1	2- 4			
1- 1	0- 0	0- 0	HOME	0- 0	0- 1	1- 0			
1- 6	0- 0	0- 1	AWAY	0- 1	0- 0	1- 4			
0- 0	0- 0	0- 0	NEUTRAL	0- 0	0- 0	0- 0			
7- 10	0- 0	0- 0	CONFERENCE	0- 4	0- 0	7- 6			
4- 5	0- 0	0- 0	HOME	0- 2	0- 0	4- 3			
3- 5	0- 0	0- 0	AWAY	0- 2	0- 0	3- 3			
0- 0	0- 0	0- 0	NEUTRAL	0- 0	0- 0	0- 0			

RPI S	Opponent	Score	RPI S	Opponent	Score	RPI S	Opponent	Score	RPI S	Opponent	Score	Team's RPI: 275
			45 A Rutgers		37 87	64 A Marist		57 82	141 H Buffalo		67 81	
						64 H Marist		67 94	166 A Binghamton		55 74	
						88 A Colgate		72 85	182 A Cornell		59 82	
						90 A Rider		75 79	188 A Quinnipiac		61 71	
						90 H Rider		55 71	206 A Manhattan		65 68	
									206 H Manhattan		61 75	
									226 A Iona		63 57	
									226 H Iona		58 70	
									240 H Fairfield		65 77	
									244 A Howard		42 91	
									277 A Siena		54 59	
									277 H Siena		68 61	
									286 H Oakland		77 63	
									293 A St. Bonaventure		67 71	
									299 A Monmouth		73 70	
									299 H Monmouth		62 61	
									324 A Saint Peter's		68 64	
									324 H Saint Peter's		97 89	
									330 A Coppin St.		82 67	
									339 H Canisius		81 62	
LAST 10 Division I												
			206 H Manhattan		61 75	240 H Fairfield		65 77				
			299 H Monmouth		62 61	64 A Marist		57 82				
			188 A Quinnipiac		61 71	277 A Siena		54 59				
			324 A Saint Peter's		68 64	339 H Canisius		81 62				
			226 H Iona		58 70	90 H Rider		55 71				

Non-Div I Games:

Niagara

■ Loss,
 ■ Non-Conf,
 ■ S Site,
 ■ H Home
 ■ A Away
 N Neutral

Average RPI Win: 288	WON-LOST	WINNING	LAST 10	STRENGTH OF	OPP. STRENGTH	TEAM	ADJ.	CONF.	ADJ CONF.
Average RPI Loss: 143	RECORD	PCT. RANK	GAMES	SCHEDULE	OF SCHEDULE	RPI	RPI	RPI	RPI
DIV. I ONLY	8- 18	285	3-7	175	242	276	276	20	20
DIV. I NON-CONF.	2- 8	295	0	67	142	252	252	23	23
TOTALS	RPI 1-25	RPI 26-50	W-L RECORDS	RPI 51-100	RPI 101-150	RPI 150+			
8- 18	0- 2	0- 1	OVERALL	0- 4	0- 3	8- 8			
5- 8	0- 0	0- 1	HOME	0- 1	0- 2	5- 4			
3- 10	0- 2	0- 0	AWAY	0- 3	0- 1	3- 4			
0- 0	0- 0	0- 0	NEUTRAL	0- 0	0- 0	0- 0			
2- 8	0- 2	0- 0	NON-CONFERENCE	0- 2	0- 2	2- 2			
2- 2	0- 0	0- 0	HOME	0- 0	0- 1	2- 1			
0- 6	0- 2	0- 0	AWAY	0- 2	0- 1	0- 1			
0- 0	0- 0	0- 0	NEUTRAL	0- 0	0- 0	0- 0			
6- 10	0- 0	0- 1	CONFERENCE	0- 2	0- 1	6- 6			
3- 6	0- 0	0- 1	HOME	0- 1	0- 1	3- 3			
3- 4	0- 0	0- 0	AWAY	0- 1	0- 0	3- 3			
0- 0	0- 0	0- 0	NEUTRAL	0- 0	0- 0	0- 0			

RPI 1-25				RPI 26-50				RPI 51-100				RPI 101+ Team's RPI: 276			
RPI	S	Opponent	Score	RPI	S	Opponent	Score	RPI	S	Opponent	Score	RPI	S	Opponent	Score
5	A	Baylor	47 94	47	H	UT Martin	64 82	52	A	Dayton	41 58	118	H	Southeast Mo. St.	61 67
24	A	Kentucky	54 79					58	A	Belmont	62 71	148	A	Valparaiso	53 55
								58	H	Belmont	56 63	150	H	N.C. A&T	56 74
								71	A	Michigan St.	48 93	200	H	Radford	73 62
												209	A	Tennessee Tech	75 82
												209	H	Tennessee Tech	55 75
												214	A	Eastern Ill.	62 67
												214	H	Eastern Ill.	51 57
												217	H	Stetson	55 58
												228	A	Murray St.	75 83
												251	H	Saint Francis (PA)	65 54
												255	A	Jacksonville St.	69 55
												255	H	Jacksonville St.	67 48
												266	A	Bowling Green	65 79
												283	H	Eastern Ky.	47 68
												332	A	Tennessee St.	84 47
												332	H	Tennessee St.	69 60
												340	A	SIUE	63 55
												340	H	SIUE	75 69
LAST 10 Division I															
332	H	Tennessee St.	69 60	340	A	SIUE	63 55								
58	H	Belmont	56 63	47	H	UT Martin	64 82								
228	A	Murray St.	75 83	118	H	Southeast Mo. St.	61 67								
283	H	Eastern Ky.	47 68	255	A	Jacksonville St.	69 55								
214	A	Eastern Ill.	62 67	209	A	Tennessee Tech	75 82								

Non-Div I Games: Asbury 107 55 Midway 107 55

Morehead St.

■ Loss,
 ■ Non-Conf,
 ■ S Site,
 ■ Home
 ■ A Away
 N Neutral

S
i
e
n
aS
i
e
n
a

Siena

Page 277

Average RPI Win:	297	WON-LOST	WINNING	LAST 10	STRENGTH OF	OPP. STRENGTH	TEAM	ADJ.	CONF.	ADJ CONF.
Average RPI Loss:	103	RECORD	PCT. RANK	GAMES	SCHEDULE	OF SCHEDULE	RPI	RPI	RPI	RPI
DIV. I ONLY	7- 19	295	0-10	111	126	278	278	4	4	
DIV. I NON-CONF.	7- 6	161	0	303	351	294	294	5	5	
TOTALS	RPI 1-25	RPI 26-50	W-L RECORDS	RPI 51-100	RPI 101-150	RPI 150+				
7- 19	0- 4	0- 2	OVERALL	0- 3	0- 5	7- 5				
6- 10	0- 2	0- 1	HOME	0- 3	0- 2	6- 2				
0- 8	0- 2	0- 1	AWAY	0- 0	0- 3	0- 2				
1- 1	0- 0	0- 0	NEUTRAL	0- 0	0- 0	1- 1				
7- 6	0- 0	0- 0	NON-CONFERENCE	0- 0	0- 1	7- 5				
6- 3	0- 0	0- 0	HOME	0- 0	0- 1	6- 2				
0- 2	0- 0	0- 0	AWAY	0- 0	0- 0	0- 2				
1- 1	0- 0	0- 0	NEUTRAL	0- 0	0- 0	1- 1				
0- 13	0- 4	0- 2	CONFERENCE	0- 3	0- 4	0- 0				
0- 7	0- 2	0- 1	HOME	0- 3	0- 1	0- 0				
0- 6	0- 2	0- 1	AWAY	0- 0	0- 3	0- 0				
0- 0	0- 0	0- 0	NEUTRAL	0- 0	0- 0	0- 0				

RPI 1-25				RPI 26-50				RPI 51-100				RPI 101+				Team's RPI: 278	
RPI	S	Opponent	Score	RPI	S	Opponent	Score	RPI	S	Opponent	Score	RPI	S	Opponent	Score		
2	H	South Carolina	32 87	26	A	LSU	44 52	61	H	Tennessee	28 84	108	A	Auburn	43 59		
11	A	Mississippi St.	39 80	34	H	Arkansas	64 108	80	H	Alabama	56 57	117	A	Vanderbilt	47 63		
13	A	Texas A&M	35 79					84	H	Georgia	51 58	118	H	Southeast Mo. St.	53 70		
24	H	Kentucky	52 94									132	H	Missouri	57 71		
												138	A	Florida	72 74		
												152	A	Texas Tech	48 84		
												154	H	Sam Houston St.	75 69		
												156	H	New Orleans	64 69		
												201	A	Southern Miss.	53 59		
												204	H	Louisiana	42 53		
												270	H	Louisiana Tech	76 53		
												291	N	Pittsburgh	50 58		
												294	H	Ga. Southern	69 66		
												328	N	Alcorn	73 55		
												331	H	Alabama St.	93 66		
												350	H	La.-Monroe	66 42		
												351	H	Mississippi Val.	72 53		
LAST 10 Division I																	
24	H	Kentucky	52 94	2	H	South Carolina	32 87										
34	H	Arkansas	64 108	11	A	Mississippi St.	39 80										
138	A	Florida	72 74	108	A	Auburn	43 59										
117	A	Vanderbilt	47 63	132	H	Missouri	57 71										
80	H	Alabama	56 57	26	A	LSU	44 52										

Non-Div I Games:

Ole Miss

■ Loss,
 ■ Non-Conf,
 ■ S Site,
 ■ H Home
 ■ A Away
 N Neutral

Indiana St.

Through Games Of Feb. 22, 2020

Average RPI Win:	238	WON-LOST	WINNING	LAST 10	STRENGTH OF	OPP. STRENGTH	TEAM	ADJ.	CONF.	ADJ CONF.
Average RPI Loss:	122	RECORD	PCT. RANK	GAMES	SCHEDULE	OF SCHEDULE	RPI	RPI	RPI	RPI
DIV. I ONLY	4- 22	325	2-8	84	144	279	279	8	8	
DIV. I NON-CONF.	2- 10	313	0	203	298	297	297	7	7	
TOTALS	RPI 1-25	RPI 26-50	W-L RECORDS	RPI 51-100	RPI 101-150	RPI 150+				
4- 22	0- 1	0- 3	OVERALL	1- 6	0- 7	3- 5				
2- 9	0- 1	0- 1	HOME	1- 2	0- 3	1- 2				
2- 12	0- 0	0- 2	AWAY	0- 4	0- 4	2- 2				
0- 1	0- 0	0- 0	NEUTRAL	0- 0	0- 0	0- 1				
2- 10	0- 0	0- 0	NON-CONFERENCE	0- 2	0- 3	2- 5				
0- 4	0- 0	0- 0	HOME	0- 1	0- 1	0- 2				
2- 5	0- 0	0- 0	AWAY	0- 1	0- 2	2- 2				
0- 1	0- 0	0- 0	NEUTRAL	0- 0	0- 0	0- 1				
2- 12	0- 1	0- 3	CONFERENCE	1- 4	0- 4	1- 0				
2- 5	0- 1	0- 1	HOME	1- 1	0- 2	1- 0				
0- 7	0- 0	0- 2	AWAY	0- 3	0- 2	0- 0				
0- 0	0- 0	0- 0	NEUTRAL	0- 0	0- 0	0- 0				

RPI S	Opponent	Score	RPI S	Opponent	Score	RPI S	Opponent	Score	RPI S	Opponent	Score	Team's RPI: 279
9	H Missouri St.	55 76	30	A Drake	65 105	74	A UNI	43 73	110	A Pacific	66 83	
			30	H Drake	71 92	74	H UNI	65 63	118	H Southeast Mo. St.	58 68	
			38	A Bradley	75 91	83	A Illinois St.	69 83	121	A Kansas	72 84	
						92	A Colorado	46 59	144	A Loyola Chicago	55 65	
						95	A Southern Ill.	42 60	144	H Loyola Chicago	51 58	
						95	H Southern Ill.	55 78	148	A Valparaiso	45 61	
						96	H Saint Louis	53 55	148	H Valparaiso	56 75	
									184	H Northern Ky.	68 70	
									197	A Western Ill.	72 83	
									214	A Eastern Ill.	59 57	
									228	A Murray St.	62 70	
									229	H Marshall	60 72	
									280	N CSUN	59 67	
									322	H Evansville	68 58	
									341	A UIC	61 40	
LAST 10 Division I												
95	A Southern Ill.	42 60	322	H Evansville	68 58							
30	H Drake	71 92	95	H Southern Ill.	55 78							
74	H UNI	65 63	9	H Missouri St.	55 76							
148	A Valparaiso	45 61	74	A UNI	43 73							
144	A Loyola Chicago	55 65	30	A Drake	65 105							

Non-Div I Games:

Indiana St.

Loss, Non-Conf, S Site, H Home A Away N Neutral

Average RPI Win: 243	WON-LOST	WINNING	LAST 10	STRENGTH OF	OPP. STRENGTH	TEAM	ADJ.	CONF.	ADJ CONF.
Average RPI Loss: 193	RECORD	PCT. RANK	GAMES	SCHEDULE	OF SCHEDULE	RPI	RPI	RPI	RPI
DIV. I ONLY	9- 16	255	3-7	292	179	280	280	28	28
DIV. I NON-CONF.	4- 9	250	0	278	30	272	272	26	26
TOTALS	RPI 1-25	RPI 26-50	W-L RECORDS	RPI 51-100	RPI 101-150	RPI 150+			
9- 16	0- 1	0- 0	OVERALL	0- 2	1- 2	8- 11			
4- 7	0- 1	0- 0	HOME	0- 2	1- 0	3- 4			
4- 8	0- 0	0- 0	AWAY	0- 0	0- 2	4- 6			
1- 1	0- 0	0- 0	NEUTRAL	0- 0	0- 0	1- 1			
4- 9	0- 1	0- 0	NON-CONFERENCE	0- 2	1- 2	3- 4			
1- 4	0- 1	0- 0	HOME	0- 2	1- 0	0- 1			
2- 4	0- 0	0- 0	AWAY	0- 0	0- 2	2- 2			
1- 1	0- 0	0- 0	NEUTRAL	0- 0	0- 0	1- 1			
5- 7	0- 0	0- 0	CONFERENCE	0- 0	0- 0	5- 7			
3- 3	0- 0	0- 0	HOME	0- 0	0- 0	3- 3			
2- 4	0- 0	0- 0	AWAY	0- 0	0- 0	2- 4			
0- 0	0- 0	0- 0	NEUTRAL	0- 0	0- 0	0- 0			

RPI 1-25				RPI 26-50				RPI 51-100				RPI 101+ Team's RPI: 280			
RPI	S	Opponent	Score	RPI	S	Opponent	Score	RPI	S	Opponent	Score	RPI	S	Opponent	Score
8	H	UCLA	44 58					59	H	Virginia	47 72	101	A	Washington St.	61 71
								85	H	Southern California	53 69	111	A	San Diego	40 59
												136	H	Portland	73 64
												157	A	UC Davis	39 61
												198	A	Hawaii	66 70
												198	H	Hawaii	58 54
												203	H	Santa Clara	55 76
												220	N	SMU	58 68
												231	A	Cal St. Fullerton	57 50
												231	H	Cal St. Fullerton	63 57
												232	A	San Francisco	61 79
												246	A	San Diego St.	74 69
												257	A	UC Santa Barbara	60 65
												257	H	UC Santa Barbara	55 65
												279	N	Indiana St.	67 59
												285	A	Long Beach St.	52 60
												288	A	UC Irvine	56 51
												288	H	UC Irvine	70 62
												289	A	LMU (CA)	56 54
												297	A	California Baptist	56 64
												300	H	UC Riverside	62 67
												313	H	Cal Poly	41 52
LAST 10 Division I															
231	A	Cal St. Fullerton	57 50	313	H	Cal Poly	41 52	157	A	UC Davis	39 61				
257	A	UC Santa Barbara	60 65	288	A	UC Irvine	56 51	285	A	Long Beach St.	52 60				
257	H	UC Santa Barbara	55 65	231	H	Cal St. Fullerton	63 57								
198	A	Hawaii	66 70												
300	H	UC Riverside	62 67												

Non-Div I Games: Hope Int'l 77 54

CSUN

■ Loss,
 ■ Non-Conf,
 ■ S Site,
 ■ Home
 ■ Away
 N Neutral

Average RPI Win:	235	WON-LOST	WINNING	LAST 10	STRENGTH OF	OPP. STRENGTH	TEAM	ADJ.	CONF.	ADJ CONF.
Average RPI Loss:	176	RECORD	PCT. RANK	GAMES	SCHEDULE	OF SCHEDULE	RPI	RPI	RPI	RPI
DIV. I ONLY	6- 20	311	2-8	147	214	281	281	17	17	
DIV. I NON-CONF.	4- 6	212	0	97	205	169	169	21	21	
TOTALS	RPI 1-25	RPI 26-50	W-L RECORDS	RPI 51-100	RPI 101-150	RPI 150+				
6- 20	0- 2	0- 0	OVERALL	0- 3	1- 2	5- 13				
3- 9	0- 0	0- 0	HOME	0- 1	0- 2	3- 6				
3- 11	0- 2	0- 0	AWAY	0- 2	1- 0	2- 7				
0- 0	0- 0	0- 0	NEUTRAL	0- 0	0- 0	0- 0				
4- 6	0- 2	0- 0	NON-CONFERENCE	0- 1	0- 1	4- 2				
3- 1	0- 0	0- 0	HOME	0- 0	0- 1	3- 0				
1- 5	0- 2	0- 0	AWAY	0- 1	0- 0	1- 2				
0- 0	0- 0	0- 0	NEUTRAL	0- 0	0- 0	0- 0				
2- 14	0- 0	0- 0	CONFERENCE	0- 2	1- 1	1- 11				
0- 8	0- 0	0- 0	HOME	0- 1	0- 1	0- 6				
2- 6	0- 0	0- 0	AWAY	0- 1	1- 0	1- 5				
0- 0	0- 0	0- 0	NEUTRAL	0- 0	0- 0	0- 0				

RPI 1-25				RPI 26-50				RPI 51-100				RPI 101+ Team's RPI: 281			
RPI	S	Opponent	Score	RPI	S	Opponent	Score	RPI	S	Opponent	Score	RPI	S	Opponent	Score
1	A	Oregon	52 109					69	A	Fresno St.	64 76	102	A	Boise St.	58 56
16	A	Oregon St.	46 75					69	H	Fresno St.	61 79	102	H	Boise St.	59 65
								72	A	BYU	50 67	136	H	Portland	64 70
												160	H	San Jose St.	61 76
												168	H	Idaho St.	69 61
												202	A	Wyoming	45 64
												202	H	Wyoming	54 65
												208	A	UNLV	45 69
												208	H	UNLV	46 60
												231	A	Cal St. Fullerton	62 83
												238	A	Nevada	60 69
												246	A	San Diego St.	62 66
												246	H	San Diego St.	51 59
												259	H	North Texas	66 55
												265	A	Colorado St.	55 56
												265	H	Colorado St.	61 67
												285	A	Long Beach St.	56 48
												290	A	Air Force	53 52
												290	H	Air Force	45 62
												302	A	Utah Valley	49 57
												304	H	Seattle U	70 63
LAST 10 Division I															
202	A	Wyoming	45 64	246	H	San Diego St.	51 59								
69	H	Fresno St.	61 79	202	H	Wyoming	54 65								
265	H	Colorado St.	61 67	265	A	Colorado St.	55 56								
102	A	Boise St.	58 56	290	A	Air Force	53 52								
208	A	UNLV	45 69	102	H	Boise St.	59 65								

Non-Div I Games: Dixie St. 61 49

Utah St.

Average RPI Win:	286	WON-LOST	WINNING	LAST 10	STRENGTH OF	OPP. STRENGTH	TEAM	ADJ.	CONF.	ADJ CONF.
Average RPI Loss:	130	RECORD	PCT. RANK	GAMES	SCHEDULE	OF SCHEDULE	RPI	RPI	RPI	RPI
DIV. I ONLY	6- 17	302	5-5	200	145	282	282	19	19	
DIV. I NON-CONF.	1- 9	326	0	153	25	295	295	18	18	
TOTALS	RPI 1-25	RPI 26-50	W-L RECORDS	RPI 51-100	RPI 101-150	RPI 150+				
6- 17	0- 0	0- 5	OVERALL	0- 2	0- 3	6- 7				
3- 8	0- 0	0- 2	HOME	0- 0	0- 2	3- 4				
3- 9	0- 0	0- 3	AWAY	0- 2	0- 1	3- 3				
0- 0	0- 0	0- 0	NEUTRAL	0- 0	0- 0	0- 0				
1- 9	0- 0	0- 3	NON-CONFERENCE	0- 1	0- 3	1- 2				
0- 5	0- 0	0- 1	HOME	0- 0	0- 2	0- 2				
1- 4	0- 0	0- 2	AWAY	0- 1	0- 1	1- 0				
0- 0	0- 0	0- 0	NEUTRAL	0- 0	0- 0	0- 0				
5- 8	0- 0	0- 2	CONFERENCE	0- 1	0- 0	5- 5				
3- 3	0- 0	0- 1	HOME	0- 0	0- 0	3- 2				
2- 5	0- 0	0- 1	AWAY	0- 1	0- 0	2- 3				
0- 0	0- 0	0- 0	NEUTRAL	0- 0	0- 0	0- 0				

RPI 1-25				RPI 26-50				RPI 51-100				RPI 101+				Team's RPI: 282
RPI	S	Opponent	Score	RPI	S	Opponent	Score	RPI	S	Opponent	Score	RPI	S	Opponent	Score	
				35	A	South Dakota	57 96	74	A	UNI	63 95	130	A	Northeastern	61 72	
				35	H	South Dakota	36 80	78	A	South Dakota St.	52 60	137	H	Wisconsin	63 64	
				38	A	Bradley	64 70					148	H	Valparaiso	54 66	
				41	A	Creighton	59 70					180	H	Northern Ill.	68 74	
				43	H	Iowa St.	58 86					197	A	Western Ill.	79 86	
												197	H	Western Ill.	78 79	
												202	H	Wyoming	57 66	
												215	A	Oral Roberts	62 70	
												215	H	Oral Roberts	76 80	
												218	H	North Dakota	92 82	
												250	A	Denver	82 91	
												250	H	Denver	85 80	
												268	A	New Hampshire	67 61	
												309	A	Omaha	74 65	
												334	A	Purdue Fort Wayne	58 44	
												334	H	Purdue Fort Wayne	74 53	
LAST 10 Division I																
				35	A	South Dakota	57 96	334	A	Purdue Fort Wayne	58 44					
				334	H	Purdue Fort Wayne	74 53	250	H	Denver	85 80					
				215	H	Oral Roberts	76 80	78	A	South Dakota St.	52 60					
				309	A	Omaha	74 65	218	H	North Dakota	92 82					
				197	A	Western Ill.	79 86	35	H	South Dakota	36 80					

Non-Div I Games: Waldorf 92 26 Mayville St. 97 59

North Dakota St.

Loss, Non-Conf, S Site, H Home A Away N Neutral

Average RPI Win:	271	WON-LOST	WINNING	LAST 10	STRENGTH OF	OPP. STRENGTH	TEAM	ADJ.	CONF.	ADJ CONF.
Average RPI Loss:	167	RECORD	PCT. RANK	GAMES	SCHEDULE	OF SCHEDULE	RPI	RPI	RPI	RPI
DIV. I ONLY	9- 17	266	2-8	284	238	283	283	20	20	
DIV. I NON-CONF.	5- 5	164	0	259	161	191	191	23	23	
TOTALS	RPI 1-25	RPI 26-50	W-L RECORDS	RPI 51-100	RPI 101-150	RPI 150+				
9- 17	0- 0	0- 1	OVERALL	0- 4	0- 2	9- 10				
3- 9	0- 0	0- 1	HOME	0- 1	0- 1	3- 6				
6- 8	0- 0	0- 0	AWAY	0- 3	0- 1	6- 4				
0- 0	0- 0	0- 0	NEUTRAL	0- 0	0- 0	0- 0				
5- 5	0- 0	0- 0	NON-CONFERENCE	0- 2	0- 1	5- 2				
2- 2	0- 0	0- 0	HOME	0- 0	0- 0	2- 2				
3- 3	0- 0	0- 0	AWAY	0- 2	0- 1	3- 0				
0- 0	0- 0	0- 0	NEUTRAL	0- 0	0- 0	0- 0				
4- 12	0- 0	0- 1	CONFERENCE	0- 2	0- 1	4- 8				
1- 7	0- 0	0- 1	HOME	0- 1	0- 1	1- 4				
3- 5	0- 0	0- 0	AWAY	0- 1	0- 0	3- 4				
0- 0	0- 0	0- 0	NEUTRAL	0- 0	0- 0	0- 0				

RPI S	Opponent	Score	RPI S	Opponent	Score	RPI S	Opponent	Score	RPI S	Opponent	Score	Team's RPI: 283
47	H UT Martin	50 65	53	A IUPUI	42 72	117	A Vanderbilt	69 75				
			58	A Belmont	48 68	118	H Southeast Mo. St.	44 60				
			58	H Belmont	46 85	177	A Austin Peay	53 69				
			87	A Butler	41 73	184	H Northern Ky.	69 62				
						189	A Memphis	63 60				
						195	H Chattanooga	71 65				
						196	H Miami (OH)	57 75				
						209	A Tennessee Tech	82 87				
						209	H Tennessee Tech	42 60				
						214	A Eastern Ill.	38 85				
						214	H Eastern Ill.	63 83				
						236	H Youngstown St.	63 72				
						254	A Xavier	56 55				
						255	A Jacksonville St.	54 68				
						255	H Jacksonville St.	33 43				
						276	A Morehead St.	68 47				
						329	A Mercer	61 60				
						332	A Tennessee St.	61 55				
						332	H Tennessee St.	64 67				
						340	A SIUE	68 38				
						340	H SIUE	49 46				
LAST 10 Division I												
58	H Belmont	46 85	214	A Eastern Ill.	38 85							
332	H Tennessee St.	64 67	118	H Southeast Mo. St.	44 60							
177	A Austin Peay	53 69	47	H UT Martin	50 65							
276	A Morehead St.	68 47	209	A Tennessee Tech	82 87							
340	A SIUE	68 38	255	A Jacksonville St.	54 68							

Non-Div I Games: Alice Lloyd 102 65

Eastern Ky.

Average RPI Win:	278	WON-LOST	WINNING	LAST 10	STRENGTH OF	OPP. STRENGTH	TEAM	ADJ.	CONF.	ADJ CONF.
Average RPI Loss:	196	RECORD	PCT. RANK	GAMES	SCHEDULE	OF SCHEDULE	RPI	RPI	RPI	RPI
DIV. I ONLY	9- 15	248	6-4	271	332	284	284	27	27	
DIV. I NON-CONF.	3- 7	252	0	224	324	276	276	28	28	
TOTALS	RPI 1-25	RPI 26-50	W-L RECORDS	RPI 51-100	RPI 101-150	RPI 150+				
9- 15	0- 0	0- 0	OVERALL	0- 3	0- 2	9- 10				
6- 4	0- 0	0- 0	HOME	0- 1	0- 0	6- 3				
3- 9	0- 0	0- 0	AWAY	0- 2	0- 2	3- 5				
0- 2	0- 0	0- 0	NEUTRAL	0- 0	0- 0	0- 2				
3- 7	0- 0	0- 0	NON-CONFERENCE	0- 1	0- 2	3- 4				
2- 1	0- 0	0- 0	HOME	0- 0	0- 0	2- 1				
1- 4	0- 0	0- 0	AWAY	0- 1	0- 2	1- 1				
0- 2	0- 0	0- 0	NEUTRAL	0- 0	0- 0	0- 2				
6- 8	0- 0	0- 0	CONFERENCE	0- 2	0- 0	6- 6				
4- 3	0- 0	0- 0	HOME	0- 1	0- 0	4- 2				
2- 5	0- 0	0- 0	AWAY	0- 1	0- 0	2- 4				
0- 0	0- 0	0- 0	NEUTRAL	0- 0	0- 0	0- 0				

RPI 1-25				RPI 26-50				RPI 51-100				RPI 101+ Team's RPI: 284					
RPI	S	Opponent	Score	RPI	S	Opponent	Score	RPI	S	Opponent	Score	RPI	S	Opponent	Score		
								54	A	Stony Brook	45	57	120	A	William & Mary	48	76
								54	H	Stony Brook	49	66	149	A	Mt. St. Mary's	61	71
								93	A	Syracuse	48	82	166	H	Binghamton	43	61
												172	N	La Salle	58	74	
												174	A	Lafayette	65	58	
												210	A	Maine	74	54	
												219	N	Kennesaw St.	44	59	
												233	A	UMass Lowell	64	75	
												233	H	UMass Lowell	65	52	
												244	H	Howard	61	72	
												245	H	Morgan St.	65	63	
												268	A	New Hampshire	51	56	
												268	H	New Hampshire	63	72	
												287	A	Wagner	60	67	
												296	A	Vermont	58	60	
												296	H	Vermont	54	47	
												320	A	Albany (NY)	51	56	
												320	H	Albany (NY)	54	44	
												330	H	Coppin St.	71	48	
												347	A	Hartford	56	47	
												347	H	Hartford	61	54	
LAST 10 Division I																	
				296	H	Vermont	54	47	54	H	Stony Brook	49	66				
				320	H	Albany (NY)	54	44	320	A	Albany (NY)	51	56				
				268	A	New Hampshire	51	56	210	A	Maine	74	54				
				233	H	UMass Lowell	65	52	347	H	Hartford	61	54				
				347	A	Hartford	56	47	268	H	New Hampshire	63	72				

Non-Div I Games: Gettysburg 92 50

UMBC

■ Loss,
 ■ Non-Conf,
 ■ S Site,
 ■ Home
 ■ A Away
 N Neutral

Average RPI Win:	265	WON-LOST	WINNING	LAST 10	STRENGTH OF	OPP. STRENGTH	TEAM	ADJ.	CONF.	ADJ CONF.
Average RPI Loss:	206	RECORD	PCT. RANK	GAMES	SCHEDULE	OF SCHEDULE	RPI	RPI	RPI	RPI
DIV. I ONLY	10- 14	226	5-5	339	191	285	285	28	28	
DIV. I NON-CONF.	4- 8	235	0	306	53	277	277	26	26	
TOTALS	RPI 1-25	RPI 26-50	W-L RECORDS	RPI 51-100	RPI 101-150	RPI 150+				
10- 14	0- 2	0- 0	OVERALL	0- 1	0- 1	10- 10				
6- 4	0- 1	0- 0	HOME	0- 0	0- 0	6- 3				
2- 10	0- 1	0- 0	AWAY	0- 1	0- 1	2- 7				
2- 0	0- 0	0- 0	NEUTRAL	0- 0	0- 0	2- 0				
4- 8	0- 2	0- 0	NON-CONFERENCE	0- 1	0- 1	4- 4				
1- 3	0- 1	0- 0	HOME	0- 0	0- 0	1- 2				
1- 5	0- 1	0- 0	AWAY	0- 1	0- 1	1- 2				
2- 0	0- 0	0- 0	NEUTRAL	0- 0	0- 0	2- 0				
6- 6	0- 0	0- 0	CONFERENCE	0- 0	0- 0	6- 6				
5- 1	0- 0	0- 0	HOME	0- 0	0- 0	5- 1				
1- 5	0- 0	0- 0	AWAY	0- 0	0- 0	1- 5				
0- 0	0- 0	0- 0	NEUTRAL	0- 0	0- 0	0- 0				

RPI 1-25				RPI 26-50				RPI 51-100				RPI 101+ Team's RPI: 285			
RPI	S	Opponent	Score	RPI	S	Opponent	Score	RPI	S	Opponent	Score	RPI	S	Opponent	Score
1	H	Oregon	45 81					85	A	Southern California	40 57	134	A	California	45 68
8	A	UCLA	51 86									157	A	UC Davis	55 57
												198	A	Hawaii	44 68
												198	H	Hawaii	62 55
												203	A	Santa Clara	54 46
												205	N	Penn St.	64 56
												231	A	Cal St. Fullerton	65 69
												257	H	UC Santa Barbara	59 53
												280	H	CSUN	60 52
												281	H	Utah St.	48 56
												288	A	UC Irvine	56 46
												288	H	UC Irvine	61 70
												289	H	LMU (CA)	57 70
												290	H	Air Force	74 68
												297	A	California Baptist	70 79
												300	A	UC Riverside	57 58
												300	H	UC Riverside	73 67
												304	A	Seattle U	54 66
												313	A	Cal Poly	41 61
												313	H	Cal Poly	72 69
												315	N	UTRGV	69 65
LAST 10 Division I															
288	H	UC Irvine	61 70	300	H	UC Riverside	73 67								
300	A	UC Riverside	57 58	288	A	UC Irvine	56 46								
257	H	UC Santa Barbara	59 53	198	H	Hawaii	62 55								
313	A	Cal Poly	41 61	280	H	CSUN	60 52								
198	A	Hawaii	44 68	157	A	UC Davis	55 57								

Non-Div I Games: Westcliff 94 47 Bethesda (CA) 90 43

Long Beach St.

Loss, Non-Conf, S Site, H Home A Away N Neutral

Average RPI Win:	287	WON-LOST	WINNING	LAST 10	STRENGTH OF	OPP. STRENGTH	TEAM	ADJ.	CONF.	ADJ CONF.
Average RPI Loss:	158	RECORD	PCT. RANK	GAMES	SCHEDULE	OF SCHEDULE	RPI	RPI	RPI	RPI
DIV. I ONLY	8- 16	273	2-8	291	217	286	286	22	22	
DIV. I NON-CONF.	3- 6	235	0	276	95	249	249	19	19	
TOTALS	RPI 1-25	RPI 26-50	W-L RECORDS	RPI 51-100	RPI 101-150	RPI 150+				
8- 16	0- 1	0- 2	OVERALL	0- 3	1- 1	7- 9				
4- 5	0- 1	0- 1	HOME	0- 1	1- 0	3- 2				
3- 11	0- 0	0- 1	AWAY	0- 2	0- 1	3- 7				
1- 0	0- 0	0- 0	NEUTRAL	0- 0	0- 0	1- 0				
3- 6	0- 1	0- 2	NON-CONFERENCE	0- 1	0- 0	3- 2				
0- 2	0- 1	0- 1	HOME	0- 0	0- 0	0- 0				
2- 4	0- 0	0- 1	AWAY	0- 1	0- 0	2- 2				
1- 0	0- 0	0- 0	NEUTRAL	0- 0	0- 0	1- 0				
5- 10	0- 0	0- 0	CONFERENCE	0- 2	1- 1	4- 7				
4- 3	0- 0	0- 0	HOME	0- 1	1- 0	3- 2				
1- 7	0- 0	0- 0	AWAY	0- 1	0- 1	1- 5				
0- 0	0- 0	0- 0	NEUTRAL	0- 0	0- 0	0- 0				

RPI 1-25				RPI 26-50				RPI 51-100				RPI 101+				Team's RPI: 286	
RPI	S	Opponent	Score	RPI	S	Opponent	Score	RPI	S	Opponent	Score	RPI	S	Opponent	Score		
19	H	Central Mich.	47 65	36	A	Michigan	64 79	53	A	IUPUI	41 76	145	A	Green Bay	51 76		
				38	H	Bradley	58 74	53	H	IUPUI	63 89	145	H	Green Bay	93 88		
								71	A	Michigan St.	56 76	155	A	Wright St.	66 85		
												184	A	Northern Ky.	60 69		
												191	A	Cleveland St.	64 83		
												191	H	Cleveland St.	58 79		
												236	H	Youngstown St.	74 79		
												239	A	Milwaukee	67 74		
												239	H	Milwaukee	78 62		
												255	N	Jacksonville St.	61 55		
												275	A	Niagara	63 77		
												293	A	St. Bonaventure	66 80		
												305	A	FIU	58 49		
												333	A	Detroit Mercy	71 57		
												333	H	Detroit Mercy	65 60		
												341	A	UIC	64 70		
												341	H	UIC	63 46		
												348	A	Chicago St.	98 70		
LAST 10 Division I																	
191	A	Cleveland St.	64 83	333	H	Detroit Mercy	65 60										
145	A	Green Bay	51 76	155	A	Wright St.	66 85										
239	A	Milwaukee	67 74	184	A	Northern Ky.	60 69										
53	H	IUPUI	63 89	191	H	Cleveland St.	58 79										
341	H	UIC	63 46	236	H	Youngstown St.	74 79										

Non-Div I Games: Lourdes 72 53 Concordia (MI) 76 42

Oakland

Loss, Non-Conf, S Site, H Home A Away N Neutral

Average RPI Win:	311	WON-LOST	WINNING	LAST 10	STRENGTH OF	OPP. STRENGTH	TEAM	ADJ.	CONF.	ADJ CONF.
Average RPI Loss:	162	RECORD	PCT. RANK	GAMES	SCHEDULE	OF SCHEDULE	RPI	RPI	RPI	RPI
DIV. I ONLY	8- 16	273	5-5	187	337	287	287	30	30	
DIV. I NON-CONF.	3- 7	252	0	36	282	190	190	30	30	
TOTALS	RPI 1-25	RPI 26-50	W-L RECORDS	RPI 51-100	RPI 101-150	RPI 150+				
8- 16	0- 1	0- 0	OVERALL	0- 5	0- 4	8- 6				
7- 5	0- 0	0- 0	HOME	0- 1	0- 2	7- 2				
1- 11	0- 1	0- 0	AWAY	0- 4	0- 2	1- 4				
0- 0	0- 0	0- 0	NEUTRAL	0- 0	0- 0	0- 0				
3- 7	0- 1	0- 0	NON-CONFERENCE	0- 5	0- 0	3- 1				
3- 1	0- 0	0- 0	HOME	0- 1	0- 0	3- 0				
0- 6	0- 1	0- 0	AWAY	0- 4	0- 0	0- 1				
0- 0	0- 0	0- 0	NEUTRAL	0- 0	0- 0	0- 0				
5- 9	0- 0	0- 0	CONFERENCE	0- 0	0- 4	5- 5				
4- 4	0- 0	0- 0	HOME	0- 0	0- 2	4- 2				
1- 5	0- 0	0- 0	AWAY	0- 0	0- 2	1- 3				
0- 0	0- 0	0- 0	NEUTRAL	0- 0	0- 0	0- 0				

RPI 1-25				RPI 26-50				RPI 51-100				RPI 101+ Team's RPI: 287			
RPI	S	Opponent	Score	RPI	S	Opponent	Score	RPI	S	Opponent	Score	RPI	S	Opponent	Score
3	A	Maryland	56 119					54	H	Stony Brook	45 66	131	A	Robert Morris	47 51
								66	A	Yale	68 87	131	H	Robert Morris	35 77
								87	A	Butler	58 74	149	A	Mt. St. Mary's	63 78
								88	A	Colgate	58 74	149	H	Mt. St. Mary's	52 67
								90	A	Rider	63 77	186	A	Merrimack	44 55
												236	A	Youngstown St.	42 64
												251	A	Saint Francis (PA)	50 51
												251	H	Saint Francis (PA)	55 50
												284	H	UMBC	67 60
												303	H	St. Francis Brooklyn	74 66
												310	H	Sacred Heart	65 79
												317	H	Fairleigh Dickinson	61 62
												318	A	Bryant	58 45
												324	H	Saint Peter's	90 89
												325	H	NJIT	61 59
												336	H	LIU Brooklyn	63 61
												349	A	Central Conn. St.	63 66
												349	H	Central Conn. St.	63 56
LAST 10 Division I															
349	H	Central Conn. St.	63 56	317	H	Fairleigh Dickinson	61 62								
149	H	Mt. St. Mary's	52 67	318	A	Bryant	58 45								
186	A	Merrimack	44 55	349	A	Central Conn. St.	63 66								
131	H	Robert Morris	35 77	336	H	LIU Brooklyn	63 61								
251	H	Saint Francis (PA)	55 50	303	H	St. Francis Brooklyn	74 66								

Non-Div I Games: Staten Island 81 57

Wagner

Loss, Non-Conf, S Site, H Home A Away N Neutral

U
C
I
r
v
i
n
eU
C
I
r
v
i
n
e

UC Irvine

Page 288

Average RPI Win: 221	WON-LOST	WINNING	LAST 10	STRENGTH OF	OPP. STRENGTH	TEAM	ADJ.	CONF.	ADJ CONF.
Average RPI Loss: 149	RECORD	PCT. RANK	GAMES	SCHEDULE	OF SCHEDULE	RPI	RPI	RPI	RPI
DIV. I ONLY	6- 22	317	1-9	157	131	289	289	11	11
DIV. I NON-CONF.	3- 9	279	0	220	245	289	289	11	11
TOTALS	RPI 1-25	RPI 26-50	W-L RECORDS	RPI 51-100	RPI 101-150	RPI 150+			
6- 22	0- 3	0- 0	OVERALL	0- 3	0- 5	6- 11			
3- 11	0- 1	0- 0	HOME	0- 2	0- 3	3- 5			
3- 9	0- 2	0- 0	AWAY	0- 0	0- 2	3- 5			
0- 2	0- 0	0- 0	NEUTRAL	0- 1	0- 0	0- 1			
3- 9	0- 1	0- 0	NON-CONFERENCE	0- 2	0- 0	3- 6			
1- 4	0- 0	0- 0	HOME	0- 1	0- 0	1- 3			
2- 3	0- 1	0- 0	AWAY	0- 0	0- 0	2- 2			
0- 2	0- 0	0- 0	NEUTRAL	0- 1	0- 0	0- 1			
3- 13	0- 2	0- 0	CONFERENCE	0- 1	0- 5	3- 5			
2- 7	0- 1	0- 0	HOME	0- 1	0- 3	2- 2			
1- 6	0- 1	0- 0	AWAY	0- 0	0- 2	1- 3			
0- 0	0- 0	0- 0	NEUTRAL	0- 0	0- 0	0- 0			

RPI 1-25				RPI 26-50				RPI 51-100				RPI 101+ Team's RPI: 289			
RPI	S	Opponent	Score	RPI	S	Opponent	Score	RPI	S	Opponent	Score	RPI	S	Opponent	Score
8	A	UCLA	52 74					66	H	Yale	65 81	110	A	Pacific	67 76
14	A	Gonzaga	52 78					68	N	Ball St.	72 77	110	H	Pacific	70 87
14	H	Gonzaga	47 75					72	H	BYU	44 59	111	H	San Diego	59 67
												136	A	Portland	49 74
												136	H	Portland	78 89
												167	A	Saint Mary's (CA)	70 86
												167	H	Saint Mary's (CA)	61 70
												171	N	Providence	45 48
												194	A	Pepperdine	84 77
												194	H	Pepperdine	66 77
												198	H	Hawaii	65 51
												203	A	Santa Clara	60 76
												203	H	Santa Clara	75 59
												213	A	New Mexico	73 72
												231	H	Cal St. Fullerton	74 79
												232	A	San Francisco	68 70
												232	H	San Francisco	76 69
												241	H	Georgetown	53 64
												258	A	Tulsa	56 75
												280	H	CSUN	54 56
												285	A	Long Beach St.	70 57
												288	A	UC Irvine	65 80
LAST 10 Division I															
136	H	Portland	78 89	110	H	Pacific	70 87								
14	H	Gonzaga	47 75	167	H	Saint Mary's (CA)	61 70								
194	H	Pepperdine	66 77	14	A	Gonzaga	52 78								
232	A	San Francisco	68 70	136	A	Portland	49 74								
203	A	Santa Clara	60 76	194	A	Pepperdine	84 77								

Non-Div I Games: Cal St. San B'dino 94 46

LMU (CA)

■ Loss,
 ■ Non-Conf, S Site,
 ■ Home
 ■ Away
 N Neutral

Average RPI Win:	220	WON-LOST	WINNING	LAST 10	STRENGTH OF	OPP. STRENGTH	TEAM	ADJ.	CONF.	ADJ CONF.
Average RPI Loss:	186	RECORD	PCT. RANK	GAMES	SCHEDULE	OF SCHEDULE	RPI	RPI	RPI	RPI
DIV. I ONLY	6- 20	311	3-7	186	239	290	290	17	17	
DIV. I NON-CONF.	1- 9	326	0	263	263	338	338	21	21	
TOTALS	RPI 1-25	RPI 26-50	W-L RECORDS	RPI 51-100	RPI 101-150	RPI 150+				
6- 20	0- 0	0- 1	OVERALL	1- 2	0- 4	5- 13				
2- 10	0- 0	0- 0	HOME	1- 0	0- 3	1- 7				
4- 10	0- 0	0- 1	AWAY	0- 2	0- 1	4- 6				
0- 0	0- 0	0- 0	NEUTRAL	0- 0	0- 0	0- 0				
1- 9	0- 0	0- 1	NON-CONFERENCE	0- 1	0- 2	1- 5				
1- 3	0- 0	0- 0	HOME	0- 0	0- 2	1- 1				
0- 6	0- 0	0- 1	AWAY	0- 1	0- 0	0- 4				
0- 0	0- 0	0- 0	NEUTRAL	0- 0	0- 0	0- 0				
5- 11	0- 0	0- 0	CONFERENCE	1- 1	0- 2	4- 8				
1- 7	0- 0	0- 0	HOME	1- 0	0- 1	0- 6				
4- 4	0- 0	0- 0	AWAY	0- 1	0- 1	4- 2				
0- 0	0- 0	0- 0	NEUTRAL	0- 0	0- 0	0- 0				

RPI S	Opponent	Score	RPI S	Opponent	Score	RPI S	Opponent	Score	RPI S	Opponent	Score	Team's RPI: 290
27	A Arizona St.	56 87	61	A Tennessee	54 81	102	A Boise St.	61 70	102	H Boise St.	69 74	
			69	A Fresno St.	52 61	111	H San Diego	59 70	136	H Portland	56 72	
			69	H Fresno St.	88 65	160	A San Jose St.	67 66	160	H San Jose St.	60 68	
						202	A Wyoming	52 68	202	H Wyoming	63 65	
						208	H UNLV	60 67	213	H New Mexico	53 75	
						224	A Northern Colo.	62 72	231	A Cal St. Fullerton	70 79	
						238	A Nevada	68 61	238	H Nevada	67 71	
						246	A San Diego St.	51 49	265	A Colorado St.	40 60	
						281	A Utah St.	62 45	281	H Utah St.	52 53	
						285	A Long Beach St.	68 74	295	H Army West Point	66 68	
						307	A Navy	59 67	325	H NJIT	68 48	
LAST 10 Division I												
202	A Wyoming	52 68	238	H Nevada	67 71							
69	H Fresno St.	88 65	69	A Fresno St.	52 61							
160	A San Jose St.	67 66	160	H San Jose St.	60 68							
102	H Boise St.	69 74	281	H Utah St.	52 53							
246	A San Diego St.	51 49	265	A Colorado St.	40 60							

Non-Div I Games: Neb. Wesleyan 93 42

Air Force

■ Loss,
 ■ Non-Conf, S Site,
 ■ Home
 ■ Away
 N Neutral

Average RPI Win:	265	WON-LOST	WINNING	LAST 10	STRENGTH OF	OPP. STRENGTH	TEAM	ADJ.	CONF.	ADJ CONF.
Average RPI Loss:	94	RECORD	PCT. RANK	GAMES	SCHEDULE	OF SCHEDULE	RPI	RPI	RPI	RPI
DIV. I ONLY	4- 22	325	1-9	103	73	291	291	5	5	
DIV. I NON-CONF.	3- 8	268	0	239	202	308	308	4	4	
TOTALS	RPI 1-25	RPI 26-50	W-L RECORDS	RPI 51-100	RPI 101-150	RPI 150+				
4- 22	0- 3	0- 4	OVERALL	0- 7	1- 4	3- 4				
3- 11	0- 2	0- 1	HOME	0- 4	1- 2	2- 2				
0- 10	0- 1	0- 2	AWAY	0- 3	0- 2	0- 2				
1- 1	0- 0	0- 1	NEUTRAL	0- 0	0- 0	1- 0				
3- 8	0- 0	0- 2	NON-CONFERENCE	0- 2	0- 1	3- 3				
2- 4	0- 0	0- 0	HOME	0- 1	0- 1	2- 2				
0- 3	0- 0	0- 1	AWAY	0- 1	0- 0	0- 1				
1- 1	0- 0	0- 1	NEUTRAL	0- 0	0- 0	1- 0				
1- 14	0- 3	0- 2	CONFERENCE	0- 5	1- 3	0- 1				
1- 7	0- 2	0- 1	HOME	0- 3	1- 1	0- 0				
0- 7	0- 1	0- 1	AWAY	0- 2	0- 2	0- 1				
0- 0	0- 0	0- 0	NEUTRAL	0- 0	0- 0	0- 0				

RPI	S	Opponent	Score	RPI	S	Opponent	Score	RPI	S	Opponent	Score	RPI	S	Opponent	Score	Team's RPI: 291
4	A	Louisville	49 83	29	A	Virginia Tech	56 68	54	H	Stony Brook	56 59	106	A	North Carolina	62 70	
20	H	NC State	44 88	31	H	Duke	56 73	75	A	Cincinnati	53 69	115	H	Wake Forest	53 48	
25	H	Florida St.	41 66	40	A	UCF	58 74	77	A	Boston College	59 70	116	A	Notre Dame	52 74	
				49	N	Ohio	50 72	77	H	Boston College	70 79	116	H	Notre Dame	52 60	
								79	H	Georgia Tech	48 77	127	H	Duquesne	62 81	
								93	A	Syracuse	53 71	196	H	Miami (OH)	71 80	
								93	H	Syracuse	51 69	205	A	Penn St.	73 78	
												223	A	Clemson	67 75	
												241	H	Georgetown	56 66	
												278	N	Ole Miss	58 50	
												317	H	Fairleigh Dickinson	69 60	
												349	H	Central Conn. St.	81 73	
LAST 10 Division I																
77	A	Boston College	59 70	25	H	Florida St.	41 66									
93	A	Syracuse	53 71	115	H	Wake Forest	53 48									
31	H	Duke	56 73	4	A	Louisville	49 83									
116	A	Notre Dame	52 74	20	H	NC State	44 88									
79	H	Georgia Tech	48 77	93	H	Syracuse	51 69									

Non-Div I Games:

Pittsburgh

■ Loss,
 ■ Non-Conf,
 ■ S Site,
 ■ Home
 ■ A Away
 N Neutral

Average RPI Win: 255	WON-LOST	WINNING	LAST 10	STRENGTH OF	OPP. STRENGTH	TEAM	ADJ.	CONF.	ADJ CONF.
Average RPI Loss: 170	RECORD	PCT. RANK	GAMES	SCHEDULE	OF SCHEDULE	RPI	RPI	RPI	RPI
DIV. I ONLY	8- 19	291	3-7	218	267	292	292	26	26
DIV. I NON-CONF.	4- 10	259	0	100	232	221	221	22	22
TOTALS	RPI 1-25	RPI 26-50	W-L RECORDS	RPI 51-100	RPI 101-150	RPI 150+			
8- 19	0- 0	0- 1	OVERALL	0- 2	2- 4	6- 12			
4- 10	0- 0	0- 0	HOME	0- 1	1- 2	3- 7			
4- 9	0- 0	0- 1	AWAY	0- 1	1- 2	3- 5			
0- 0	0- 0	0- 0	NEUTRAL	0- 0	0- 0	0- 0			
4- 10	0- 0	0- 1	NON-CONFERENCE	0- 2	2- 2	2- 5			
2- 5	0- 0	0- 0	HOME	0- 1	1- 1	1- 3			
2- 5	0- 0	0- 1	AWAY	0- 1	1- 1	1- 2			
0- 0	0- 0	0- 0	NEUTRAL	0- 0	0- 0	0- 0			
4- 9	0- 0	0- 0	CONFERENCE	0- 0	0- 2	4- 7			
2- 5	0- 0	0- 0	HOME	0- 0	0- 1	2- 4			
2- 4	0- 0	0- 0	AWAY	0- 0	0- 1	2- 3			
0- 0	0- 0	0- 0	NEUTRAL	0- 0	0- 0	0- 0			

RPI 1-25			RPI 26-50			RPI 51-100			RPI 101+			Team's RPI: 292			
RPI	S	Opponent	Score	RPI	S	Opponent	Score	RPI	S	Opponent	Score	RPI	S	Opponent	Score
50	A	Troy	61 79	61	H	Tennessee	68 72	105	A	Liberty	63 62				
				79	A	Georgia Tech	48 87	115	H	Wake Forest	67 60				
								126	H	Davidson	60 75				
								129	A	UNC Greensboro	47 63				
								129	H	UNC Greensboro	45 65				
								150	A	N.C. A&T	69 80				
								173	A	Samford	34 68				
								173	H	Samford	60 76				
								182	A	Cornell	43 71				
								183	A	High Point	62 80				
								191	H	Cleveland St.	54 62				
								195	H	Chattanooga	82 91				
								200	H	Radford	43 67				
								211	A	Furman	47 67				
								211	H	Furman	62 81				
								237	A	Appalachian St.	67 61				
								248	H	UNC Asheville	54 72				
								249	H	South Alabama	65 60				
								273	A	Wofford	62 86				
								273	H	Wofford	47 76				
LAST 10 Division I															
329	H	Mercer	56 54	337	H	Western Caro.	76 49	329	A	Mercer	72 66				
173	H	Samford	60 76	195	H	Chattanooga	82 91	329	H	Mercer	56 54				
211	A	Furman	47 67	173	A	Samford	34 68	337	A	Western Caro.	62 57				
273	A	Wofford	62 86	329	A	Mercer	72 66	337	H	Western Caro.	76 49				
129	H	UNC Greensboro	45 65	273	H	Wofford	47 76								

Non-Div I Games: Converse 73 35

Average RPI Win:	203	WON-LOST	WINNING	LAST 10	STRENGTH OF	OPP. STRENGTH	TEAM	ADJ.	CONF.	ADJ CONF.
Average RPI Loss:	149	RECORD	PCT. RANK	GAMES	SCHEDULE	OF SCHEDULE	RPI	RPI	RPI	RPI
DIV. I ONLY	7- 19	295	3-7	155	164	293	293	12	12	
DIV. I NON-CONF.	3- 10	282	0	175	264	303	303	12	12	
TOTALS	RPI 1-25	RPI 26-50	W-L RECORDS	RPI 51-100	RPI 101-150	RPI 150+				
7- 19	0- 0	0- 0	OVERALL	0- 4	2- 6	5- 9				
6- 7	0- 0	0- 0	HOME	0- 1	2- 2	4- 4				
0- 11	0- 0	0- 0	AWAY	0- 3	0- 4	0- 4				
1- 1	0- 0	0- 0	NEUTRAL	0- 0	0- 0	1- 1				
3- 10	0- 0	0- 0	NON-CONFERENCE	0- 2	0- 2	3- 6				
2- 5	0- 0	0- 0	HOME	0- 1	0- 1	2- 3				
0- 4	0- 0	0- 0	AWAY	0- 1	0- 1	0- 2				
1- 1	0- 0	0- 0	NEUTRAL	0- 0	0- 0	1- 1				
4- 9	0- 0	0- 0	CONFERENCE	0- 2	2- 4	2- 3				
4- 2	0- 0	0- 0	HOME	0- 0	2- 1	2- 1				
0- 7	0- 0	0- 0	AWAY	0- 2	0- 3	0- 2				
0- 0	0- 0	0- 0	NEUTRAL	0- 0	0- 0	0- 0				

RPI 1-25				RPI 26-50				RPI 51-100				RPI 101+				Team's RPI: 293	
RPI	S	Opponent	Score	RPI	S	Opponent	Score	RPI	S	Opponent	Score	RPI	S	Opponent	Score		
								62	A	Bucknell	60	68	103	A	Kent St.	58	81
								63	H	St. John's (NY)	56	68	104	A	VCU	47	56
								82	A	Fordham	53	79	112	A	Richmond	59	63
								96	A	Saint Louis	51	72	126	H	Davidson	68	56
													127	A	Duquesne	39	58
													139	H	George Washington	59	55
													141	H	Buffalo	36	46
													146	H	Massachusetts	52	62
													151	H	Akron	54	63
													155	N	Wright St.	57	56
													166	A	Binghamton	67	78
													167	N	Saint Mary's (CA)	57	72
													172	A	La Salle	61	67
													182	H	Cornell	42	70
													191	H	Cleveland St.	62	65
													207	A	Rhode Island	67	69
													207	H	Rhode Island	64	59
													227	H	Saint Joseph's	60	61
													230	H	George Mason	62	47
													275	H	Niagara	71	67
													286	H	Oakland	80	66
													339	A	Canisius	82	84
LAST 10 Division I																	
				207	A	Rhode Island	67	69	127	A	Duquesne	39	58				
				104	A	VCU	47	56	207	H	Rhode Island	64	59				
				126	H	Davidson	68	56	227	H	Saint Joseph's	60	61				
				139	H	George Washington	59	55	172	A	La Salle	61	67				
				112	A	Richmond	59	63	96	A	Saint Louis	51	72				

Non-Div I Games:

St. Bonaventure

Ga. Southern

Through Games Of Feb. 22, 2020

Average RPI Win:	285	WON-LOST	WINNING	LAST 10	STRENGTH OF	OPP. STRENGTH	TEAM	ADJ.	CONF.	ADJ CONF.
Average RPI Loss:	186	RECORD	PCT. RANK	GAMES	SCHEDULE	OF SCHEDULE	RPI	RPI	RPI	RPI
DIV. I ONLY	9- 17	266	4-6	277	303	294	294	21	21	
DIV. I NON-CONF.	3- 8	268	0	275	323	286	286	20	20	
TOTALS	RPI 1-25	RPI 26-50	W-L RECORDS	RPI 51-100	RPI 101-150	RPI 150+				
9- 17	0- 0	0- 1	OVERALL	0- 2	0- 2	9- 12				
5- 6	0- 0	0- 1	HOME	0- 1	0- 0	5- 4				
3- 10	0- 0	0- 0	AWAY	0- 1	0- 1	3- 8				
1- 1	0- 0	0- 0	NEUTRAL	0- 0	0- 1	1- 0				
3- 8	0- 0	0- 0	NON-CONFERENCE	0- 0	0- 2	3- 6				
0- 2	0- 0	0- 0	HOME	0- 0	0- 0	0- 2				
2- 5	0- 0	0- 0	AWAY	0- 0	0- 1	2- 4				
1- 1	0- 0	0- 0	NEUTRAL	0- 0	0- 1	1- 0				
6- 9	0- 0	0- 1	CONFERENCE	0- 2	0- 0	6- 6				
5- 4	0- 0	0- 1	HOME	0- 1	0- 0	5- 2				
1- 5	0- 0	0- 0	AWAY	0- 1	0- 0	1- 4				
0- 0	0- 0	0- 0	NEUTRAL	0- 0	0- 0	0- 0				

RPI 1-25			RPI 26-50			RPI 51-100			RPI 101+ Team's RPI: 294		
RPI	S	Opponent	Score	RPI	S	Opponent	Score	RPI	S	Opponent	Score
				50	H	Troy	69 79	73	A	Coastal Caro.	59 66
								73	H	Coastal Caro.	74 90
LAST 10 Division I											
237	H	Appalachian St.	78 70	190	H	Little Rock	49 65	312	H	Georgia St.	81 56
73	H	Coastal Caro.	74 90	237	A	Appalachian St.	75 83	329	A	Mercer	52 62
204	A	Louisiana	60 72	73	A	Coastal Caro.	59 66	350	A	La.-Monroe	72 66
350	A	La.-Monroe	72 66	312	H	Georgia St.	81 56	350	H	La.-Monroe	64 47
262	H	Arkansas St.	80 67	249	H	South Alabama	65 71				

Non-Div I Games:

Ga. Southern

■ Loss,
■ Non-Conf,
■ S Site,
■ H Home
■ A Away
N Neutral

Average RPI Win: 280	WON-LOST	WINNING	LAST 10	STRENGTH OF	OPP. STRENGTH	TEAM	ADJ.	CONF.	ADJ CONF.
Average RPI Loss: 145	RECORD	PCT. RANK	GAMES	SCHEDULE	OF SCHEDULE	RPI	RPI	RPI	RPI
DIV. I ONLY	7- 19	295	2-8	201	189	295	295	15	15
DIV. I NON-CONF.	4- 7	225	0	204	270	241	241	15	15
TOTALS	RPI 1-25	RPI 26-50	W-L RECORDS	RPI 51-100	RPI 101-150	RPI 150+			
7- 19	0- 1	0- 1	OVERALL	0- 4	1- 5	6- 8			
5- 8	0- 1	0- 0	HOME	0- 1	1- 4	4- 2			
2- 11	0- 0	0- 1	AWAY	0- 3	0- 1	2- 6			
0- 0	0- 0	0- 0	NEUTRAL	0- 0	0- 0	0- 0			
4- 7	0- 1	0- 1	NON-CONFERENCE	0- 1	0- 2	4- 2			
2- 3	0- 1	0- 0	HOME	0- 0	0- 2	2- 0			
2- 4	0- 0	0- 1	AWAY	0- 1	0- 0	2- 2			
0- 0	0- 0	0- 0	NEUTRAL	0- 0	0- 0	0- 0			
3- 12	0- 0	0- 0	CONFERENCE	0- 3	1- 3	2- 6			
3- 5	0- 0	0- 0	HOME	0- 1	1- 2	2- 2			
0- 7	0- 0	0- 0	AWAY	0- 2	0- 1	0- 4			
0- 0	0- 0	0- 0	NEUTRAL	0- 0	0- 0	0- 0			

RPI 1-25				RPI 26-50				RPI 51-100				RPI 101+ Team's RPI: 295			
RPI	S	Opponent	Score	RPI	S	Opponent	Score	RPI	S	Opponent	Score	RPI	S	Opponent	Score
18	H	TCU	52 66	27	A	Arizona St.	51 83	62	A	Bucknell	46 77	120	H	William & Mary	65 77
								62	H	Bucknell	52 63	124	H	Holy Cross	61 48
								63	A	St. John's (NY)	60 96	125	H	Columbia	62 71
								88	A	Colgate	93 100	128	A	Lehigh	72 89
												128	H	Lehigh	65 94
												135	H	Boston U.	66 72
												174	A	Lafayette	58 67
												174	H	Lafayette	52 57
												181	A	American	57 73
												181	H	American	62 67
												206	A	Manhattan	56 86
												269	A	Loyola Maryland	59 68
												269	H	Loyola Maryland	75 55
												290	A	Air Force	68 66
												303	A	St. Francis Brooklyn	64 70
												307	A	Navy	45 57
												307	H	Navy	62 52
												317	A	Fairleigh Dickinson	70 68
												318	H	Bryant	81 75
												336	H	LIU Brooklyn	67 60
LAST 10 Division I															
307	H	Navy	62 52	128	H	Lehigh	65 94								
269	H	Loyola Maryland	75 55	62	A	Bucknell	46 77								
128	A	Lehigh	72 89	307	A	Navy	45 57								
174	A	Lafayette	58 67	174	H	Lafayette	52 57								
181	H	American	62 67	269	A	Loyola Maryland	59 68								

Non-Div I Games:

Army West Point

■ Loss,
 ■ Non-Conf,
 ■ S Site,
 ■ H Home
 ■ A Away
 N Neutral

Vermont

Through Games Of Feb. 22, 2020

Average RPI Win:	305	WON-LOST	WINNING	LAST 10	STRENGTH OF	OPP. STRENGTH	TEAM	ADJ.	CONF.	ADJ CONF.
Average RPI Loss:	186	RECORD	PCT. RANK	GAMES	SCHEDULE	OF SCHEDULE	RPI	RPI	RPI	RPI
DIV. I ONLY	11- 16	231	3-7	319	324	296	296	27	27	
DIV. I NON-CONF.	5- 7	205	0	322	312	302	302	28	28	
TOTALS	RPI 1-25	RPI 26-50	W-L RECORDS	RPI 51-100	RPI 101-150	RPI 150+				
11- 16	0- 0	0- 0	OVERALL	0- 3	0- 2	11- 11				
8- 5	0- 0	0- 0	HOME	0- 1	0- 1	8- 3				
3- 11	0- 0	0- 0	AWAY	0- 2	0- 1	3- 8				
0- 0	0- 0	0- 0	NEUTRAL	0- 0	0- 0	0- 0				
5- 7	0- 0	0- 0	NON-CONFERENCE	0- 1	0- 2	5- 4				
4- 2	0- 0	0- 0	HOME	0- 0	0- 1	4- 1				
1- 5	0- 0	0- 0	AWAY	0- 1	0- 1	1- 3				
0- 0	0- 0	0- 0	NEUTRAL	0- 0	0- 0	0- 0				
6- 9	0- 0	0- 0	CONFERENCE	0- 2	0- 0	6- 7				
4- 3	0- 0	0- 0	HOME	0- 1	0- 0	4- 2				
2- 6	0- 0	0- 0	AWAY	0- 1	0- 0	2- 5				
0- 0	0- 0	0- 0	NEUTRAL	0- 0	0- 0	0- 0				

RPI S	Opponent	Score	RPI S	Opponent	Score	RPI S	Opponent	Score	RPI S	Opponent	Score	Team's RPI: 296
						54	A Stony Brook	49 67	144	A Loyola Chicago	76 78	
						54	H Stony Brook	68 72	146	H Massachusetts	49 83	
						81	A Minnesota	58 90	164	A Dartmouth	55 72	
									166	A Binghamton	53 76	
									166	H Binghamton	65 62	
									186	A Merrimack	53 78	
									207	A Rhode Island	74 77	
									210	A Maine	59 70	
									210	H Maine	47 65	
									233	A UMass Lowell	47 61	
									251	H Saint Francis (PA)	69 73	
									268	A New Hampshire	44 42	
									268	H New Hampshire	51 59	
									284	A UMBC	47 54	
									284	H UMBC	60 58	
									307	H Navy	64 56	
									318	H Bryant	71 66	
									320	A Albany (NY)	49 58	
									320	H Albany (NY)	52 36	
									325	H NJIT	65 59	
									336	A LIU Brooklyn	73 62	
									339	H Canisius	76 53	
									347	A Hartford	63 53	
									347	H Hartford	62 51	
LAST 10 Division I												
			284	A UMBC	47 54	210	A Maine	59 70				
			54	H Stony Brook	68 72	320	H Albany (NY)	52 36				
			166	A Binghamton	53 76	268	H New Hampshire	51 59				
			268	A New Hampshire	44 42	233	A UMass Lowell	47 61				
			347	H Hartford	62 51	210	H Maine	47 65				

Non-Div I Games: Norwich 86 40

Vermont

■ Loss,
 ■ Non-Conf,
 ■ S Site,
 ■ H Home
 ■ A Away
 N Neutral

Average RPI Win: 264		WON-LOST	WINNING	LAST 10	STRENGTH OF	OPP. STRENGTH	TEAM	ADJ.	CONF.	ADJ CONF.
Average RPI Loss: 235		RECORD	PCT. RANK	GAMES	SCHEDULE	OF SCHEDULE	RPI	RPI	RPI	RPI
DIV. I ONLY		10- 14	226	4-6	302	344	297	297	31	31
DIV. I NON-CONF.		6- 6	164	0	215	328	227	227	32	32
TOTALS	RPI 1-25	RPI 26-50		W-L RECORDS		RPI 51-100	RPI 101-150	RPI 150+		
10- 14	0- 1	0- 0		OVERALL		0- 0	0- 0	10- 13		
7- 5	0- 0	0- 0		HOME		0- 0	0- 0	7- 5		
3- 6	0- 0	0- 0		AWAY		0- 0	0- 0	3- 6		
0- 3	0- 1	0- 0		NEUTRAL		0- 0	0- 0	0- 2		
6- 6	0- 1	0- 0		NON-CONFERENCE		0- 0	0- 0	6- 5		
5- 1	0- 0	0- 0		HOME		0- 0	0- 0	5- 1		
1- 2	0- 0	0- 0		AWAY		0- 0	0- 0	1- 2		
0- 3	0- 1	0- 0		NEUTRAL		0- 0	0- 0	0- 2		
4- 8	0- 0	0- 0		CONFERENCE		0- 0	0- 0	4- 8		
2- 4	0- 0	0- 0		HOME		0- 0	0- 0	2- 4		
2- 4	0- 0	0- 0		AWAY		0- 0	0- 0	2- 4		
0- 0	0- 0	0- 0		NEUTRAL		0- 0	0- 0	0- 0		

RPI 1-25			
RPI	S	Opponent	Score
7	N	Stanford	78 83
RPI 26-50			
RPI	S	Opponent	Score
RPI 51-100			
RPI	S	Opponent	Score
RPI 101+			
RPI	S	Opponent	Score
161	H	Northern Ariz.	98 79
168	A	Idaho St.	74 68
192	N	Houston	75 96
212	A	UMKC	65 75
212	H	UMKC	81 83
225	A	Grand Canyon	66 72
225	H	Grand Canyon	58 62
231	A	Cal St. Fullerton	93 97
235	A	CSU Bakersfield	55 53
235	H	CSU Bakersfield	61 66
246	H	San Diego St.	68 80
257	H	UC Santa Barbara	85 81
260	H	Alabama A&M	60 55
266	N	Bowling Green	60 98
280	H	CSUN	64 56
285	H	Long Beach St.	79 70
300	A	UC Riverside	64 80
302	H	Utah Valley	80 67
304	H	Seattle U	49 83
315	A	UTRGV	68 87
319	A	New Mexico St.	56 57
348	A	Chicago St.	80 65
348	H	Chicago St.	103 68
EAST 10 Division I			
348	H	Chicago St.	103 68
212	H	UMKC	81 83
225	A	Grand Canyon	66 72
235	A	CSU Bakersfield	55 53
304	H	Seattle U	49 83
302	H	Utah Valley	80 67
212	A	UMKC	65 75
348	A	Chicago St.	80 65
225	H	Grand Canyon	58 62
235	H	CSU Bakersfield	61 66

Non-Div I Games:	Ottawa (AZ)	103	75	Westcliff	108	43	LIFE Pacific	93	48
------------------	-------------	-----	----	-----------	-----	----	--------------	----	----

California Baptist

■ Loss, ■ Non-Conf, S Site, H Home A Away N Neutral

Page 297

Average RPI Win:	286	WON-LOST	WINNING	LAST 10	STRENGTH OF	OPP. STRENGTH	TEAM	ADJ.	CONF.	ADJ CONF.
Average RPI Loss:	156	RECORD	PCT. RANK	GAMES	SCHEDULE	OF SCHEDULE	RPI	RPI	RPI	RPI
DIV. I ONLY	7- 15	283	7-3	260	284	298	298	32	32	
DIV. I NON-CONF.	0- 9	338	0	44	18	275	275	31	31	
TOTALS	RPI 1-25	RPI 26-50	W-L RECORDS	RPI 51-100	RPI 101-150	RPI 150+				
7- 15	0- 2	0- 0	OVERALL	0- 3	1- 3	6- 7				
5- 3	0- 0	0- 0	HOME	0- 0	1- 1	4- 2				
2- 10	0- 2	0- 0	AWAY	0- 2	0- 2	2- 4				
0- 2	0- 0	0- 0	NEUTRAL	0- 1	0- 0	0- 1				
0- 9	0- 2	0- 0	NON-CONFERENCE	0- 3	0- 2	0- 2				
0- 1	0- 0	0- 0	HOME	0- 0	0- 1	0- 0				
0- 6	0- 2	0- 0	AWAY	0- 2	0- 1	0- 1				
0- 2	0- 0	0- 0	NEUTRAL	0- 1	0- 0	0- 1				
7- 6	0- 0	0- 0	CONFERENCE	0- 0	1- 1	6- 5				
5- 2	0- 0	0- 0	HOME	0- 0	1- 0	4- 2				
2- 4	0- 0	0- 0	AWAY	0- 0	0- 1	2- 3				
0- 0	0- 0	0- 0	NEUTRAL	0- 0	0- 0	0- 0				

RPI 1-25				RPI 26-50				RPI 51-100				RPI 101+ Team's RPI: 298			
RPI	S	Opponent	Score	RPI	S	Opponent	Score	RPI	S	Opponent	Score	RPI	S	Opponent	Score
13	A	Texas A&M	38 80					56	A	Oklahoma	48 94	137	A	Wisconsin	42 68
22	A	Arizona	48 83					65	A	Rice	55 77	138	H	Florida	44 51
								99	N	A&M-Corpus Christi	52 64	142	A	Texas Southern	65 88
												142	H	Texas Southern	50 47
												152	A	Texas Tech	48 82
												153	A	Jackson St.	49 53
												153	H	Jackson St.	62 52
												196	N	Miami (OH)	52 65
												242	H	Southern U.	48 68
												260	A	Alabama A&M	44 54
												328	H	Alcorn	63 68
												331	A	Alabama St.	62 59
												335	A	Ark.-Pine Bluff	54 69
												335	H	Ark.-Pine Bluff	61 51
												345	A	Grambling	67 54
												345	H	Grambling	65 58
												351	H	Mississippi Val.	81 47
LAST 10 Division I															
335	A	Ark.-Pine Bluff	54 69	331	A	Alabama St.	62 59								
153	H	Jackson St.	62 52	351	H	Mississippi Val.	81 47								
345	H	Grambling	65 58	335	H	Ark.-Pine Bluff	61 51								
142	H	Texas Southern	50 47	153	A	Jackson St.	49 53								
260	A	Alabama A&M	44 54	345	A	Grambling	67 54								

Non-Div I Games: Huston-Tillotson 79 60 Wiley 75 42 Tex. A&M-Kingsville85 55

Average RPI Win: 273	WON-LOST	WINNING	LAST 10	STRENGTH OF	OPP. STRENGTH	TEAM	ADJ.	CONF.	ADJ CONF.
Average RPI Loss: 182	RECORD	PCT. RANK	GAMES	SCHEDULE	OF SCHEDULE	RPI	RPI	RPI	RPI
DIV. I ONLY	7- 19	295	2-8	246	272	299	299	24	24
DIV. I NON-CONF.	3- 6	235	0	123	206	185	185	25	25
TOTALS	RPI 1-25	RPI 26-50	W-L RECORDS	RPI 51-100	RPI 101-150	RPI 150+			
7- 19	0- 2	0- 0	OVERALL	0- 4	0- 1	7- 12			
3- 7	0- 0	0- 0	HOME	0- 1	0- 0	3- 6			
3- 12	0- 2	0- 0	AWAY	0- 3	0- 1	3- 6			
1- 0	0- 0	0- 0	NEUTRAL	0- 0	0- 0	1- 0			
3- 6	0- 2	0- 0	NON-CONFERENCE	0- 1	0- 1	3- 2			
1- 1	0- 0	0- 0	HOME	0- 0	0- 0	1- 1			
1- 5	0- 2	0- 0	AWAY	0- 1	0- 1	1- 1			
1- 0	0- 0	0- 0	NEUTRAL	0- 0	0- 0	1- 0			
4- 13	0- 0	0- 0	CONFERENCE	0- 3	0- 0	4- 10			
2- 6	0- 0	0- 0	HOME	0- 1	0- 0	2- 5			
2- 7	0- 0	0- 0	AWAY	0- 2	0- 0	2- 5			
0- 0	0- 0	0- 0	NEUTRAL	0- 0	0- 0	0- 0			

RPI 1-25				RPI 26-50				RPI 51-100				RPI 101+ Team's RPI: 299			
RPI	S	Opponent	Score	RPI	S	Opponent	Score	RPI	S	Opponent	Score	RPI	S	Opponent	Score
15	A	Princeton	40 52					62	A	Bucknell	37 71	111	A	San Diego	49 57
22	A	Arizona	34 86					64	A	Marist	66 76	171	H	Providence	52 68
								64	H	Marist	53 74	174	H	Lafayette	52 44
								90	A	Rider	25 48	188	A	Quinnipiac	53 60
												188	H	Quinnipiac	45 52
												206	H	Manhattan	62 60
												226	A	Iona	56 50
												226	H	Iona	33 36
												240	A	Fairfield	38 49
												240	H	Fairfield	39 40
												269	A	Loyola Maryland	48 64
												275	A	Niagara	61 62
												275	H	Niagara	70 73
												277	A	Siena	39 51
												320	A	Albany (NY)	53 41
												324	A	Saint Peter's	81 67
												324	H	Saint Peter's	59 57
												334	N	Purdue Fort Wayne	60 46
												339	A	Canisius	53 54
												339	H	Canisius	62 71
LAST 10 Division I															
339	A	Canisius	53 54	188	H	Quinnipiac	45 52								
275	A	Niagara	61 62	90	A	Rider	25 48								
240	H	Fairfield	39 40	64	H	Marist	53 74								
226	A	Iona	56 50	277	A	Siena	39 51								
324	H	Saint Peter's	59 57	275	H	Niagara	70 73								

Non-Div I Games:

Monmouth

UC Riverside

Through Games Of Feb. 22, 2020

Average RPI Win:	267	WON-LOST	WINNING	LAST 10	STRENGTH OF	OPP. STRENGTH	TEAM	ADJ.	CONF.	ADJ CONF.
Average RPI Loss:	202	RECORD	PCT. RANK	GAMES	SCHEDULE	OF SCHEDULE	RPI	RPI	RPI	RPI
DIV. I ONLY	8- 18	285	3-7	259	263	300	300	28	28	
DIV. I NON-CONF.	4- 10	259	0	188	200	259	259	26	26	
TOTALS	RPI 1-25	RPI 26-50	W-L RECORDS	RPI 51-100	RPI 101-150	RPI 150+				
8- 18	0- 2	0- 0	OVERALL	0- 1	0- 2	8- 13				
6- 5	0- 0	0- 0	HOME	0- 1	0- 0	6- 4				
2- 13	0- 2	0- 0	AWAY	0- 0	0- 2	2- 9				
0- 0	0- 0	0- 0	NEUTRAL	0- 0	0- 0	0- 0				
4- 10	0- 2	0- 0	NON-CONFERENCE	0- 1	0- 2	4- 5				
3- 2	0- 0	0- 0	HOME	0- 1	0- 0	3- 1				
1- 8	0- 2	0- 0	AWAY	0- 0	0- 2	1- 4				
0- 0	0- 0	0- 0	NEUTRAL	0- 0	0- 0	0- 0				
4- 8	0- 0	0- 0	CONFERENCE	0- 0	0- 0	4- 8				
3- 3	0- 0	0- 0	HOME	0- 0	0- 0	3- 3				
1- 5	0- 0	0- 0	AWAY	0- 0	0- 0	1- 5				
0- 0	0- 0	0- 0	NEUTRAL	0- 0	0- 0	0- 0				

RPI 1-25				RPI 26-50				RPI 51-100				RPI 101+ Team's RPI: 300			
RPI	S	Opponent	Score	RPI	S	Opponent	Score	RPI	S	Opponent	Score	RPI	S	Opponent	Score
1	A	Oregon	41 84					85	H	Southern California	59 76	104	A	VCU	51 67
22	A	Arizona	27 70									134	A	California	61 84
												157	H	UC Davis	75 70
												178	A	Southern Utah	68 79
												198	A	Hawaii	57 80
												198	H	Hawaii	59 65
												213	A	New Mexico	70 80
												221	A	UTEP	50 63
												231	A	Cal St. Fullerton	61 71
												235	H	CSU Bakersfield	53 52
												257	A	UC Santa Barbara	47 65
												257	H	UC Santa Barbara	66 61
												265	A	Colorado St.	40 52
												280	A	CSUN	67 62
												285	A	Long Beach St.	67 73
												285	H	Long Beach St.	58 57
												288	H	UC Irvine	53 77
												297	H	California Baptist	80 64
												302	H	Utah Valley	67 53
												313	A	Cal Poly	70 75
												313	H	Cal Poly	52 62
												319	A	New Mexico St.	60 58
												321	H	Weber St.	54 64
LAST 10 Division I															
257	A	UC Santa Barbara	47 65	288	H	UC Irvine	53 77								
313	H	Cal Poly	52 62	285	A	Long Beach St.	67 73								
285	H	Long Beach St.	58 57	198	H	Hawaii	59 65								
231	A	Cal St. Fullerton	61 71	313	A	Cal Poly	70 75								
280	A	CSUN	67 62	257	H	UC Santa Barbara	66 61								

Non-Div I Games:

UC Riverside

■ Loss,
 ■ Non-Conf,
 ■ S Site,
 ■ Home
 ■ Away
 N Neutral

Average RPI Win:	282	WON-LOST	WINNING	LAST 10	STRENGTH OF	OPP. STRENGTH	TEAM	ADJ.	CONF.	ADJ CONF.
Average RPI Loss:	142	RECORD	PCT. RANK	GAMES	SCHEDULE	OF SCHEDULE	RPI	RPI	RPI	RPI
DIV. I ONLY	3- 21	332	2-8	88	197	301	301	18	18	
DIV. I NON-CONF.	0- 8	338	0	7	113	242	242	17	17	
TOTALS	RPI 1-25	RPI 26-50	W-L RECORDS	RPI 51-100	RPI 101-150	RPI 150+				
3- 21	0- 2	0- 1	OVERALL	0- 2	0- 4	3- 12				
2- 8	0- 0	0- 0	HOME	0- 1	0- 2	2- 5				
1- 12	0- 2	0- 0	AWAY	0- 1	0- 2	1- 7				
0- 1	0- 0	0- 1	NEUTRAL	0- 0	0- 0	0- 0				
0- 8	0- 2	0- 1	NON-CONFERENCE	0- 0	0- 2	0- 3				
0- 2	0- 0	0- 0	HOME	0- 0	0- 1	0- 1				
0- 5	0- 2	0- 0	AWAY	0- 0	0- 1	0- 2				
0- 1	0- 0	0- 1	NEUTRAL	0- 0	0- 0	0- 0				
3- 13	0- 0	0- 0	CONFERENCE	0- 2	0- 2	3- 9				
2- 6	0- 0	0- 0	HOME	0- 1	0- 1	2- 4				
1- 7	0- 0	0- 0	AWAY	0- 1	0- 1	1- 5				
0- 0	0- 0	0- 0	NEUTRAL	0- 0	0- 0	0- 0				

RPI 1-25				RPI 26-50				RPI 51-100				RPI 101+ Team's RPI: 301			
RPI	S	Opponent	Score	RPI	S	Opponent	Score	RPI	S	Opponent	Score	RPI	S	Opponent	Score
7	A	Stanford	27 92	38	N	Bradley	46 66	76	A	Montana St.	47 79	102	H	Boise St.	61 63
14	A	Gonzaga	44 84					76	H	Montana St.	85 89	114	A	Utah	49 87
												123	A	Idaho	60 69
												123	H	Idaho	46 75
												160	A	San Jose St.	66 84
												161	A	Northern Ariz.	58 63
												161	H	Northern Ariz.	62 70
												165	A	Montana	54 92
												165	H	Montana	56 77
												168	H	Idaho St.	47 67
												178	A	Southern Utah	50 71
												194	H	Pepperdine	52 53
												212	A	UMKC	55 66
												216	A	Portland St.	58 75
												216	H	Portland St.	79 75
												224	A	Northern Colo.	42 63
												308	A	Sacramento St.	78 73
												308	H	Sacramento St.	67 74
												321	H	Weber St.	63 53
LAST 10 Division I															
161	A	Northern Ariz.	58 63	165	H	Montana	56 77								
308	A	Sacramento St.	78 73	161	H	Northern Ariz.	62 70								
216	H	Portland St.	79 75	308	H	Sacramento St.	67 74								
123	H	Idaho	46 75	224	A	Northern Colo.	42 63								
76	A	Montana St.	47 79	178	A	Southern Utah	50 71								

Non-Div I Games: Northwest Chrst. 81 62

Eastern Wash.

■ Loss,
■ Non-Conf, S Site,
■ Home
■ Away
N Neutral

Utah Valley

Through Games Of Feb. 22, 2020

Average RPI Win:	284	WON-LOST	WINNING	LAST 10	STRENGTH OF	OPP. STRENGTH	TEAM	ADJ.	CONF.	ADJ CONF.
Average RPI Loss:	227	RECORD	PCT. RANK	GAMES	SCHEDULE	OF SCHEDULE	RPI	RPI	RPI	RPI
DIV. I ONLY	9- 14	245	5-5	318	339	302	302	31	31	
DIV. I NON-CONF.	1- 9	326	0	283	293	340	340	32	32	
TOTALS	RPI 1-25	RPI 26-50	W-L RECORDS	RPI 51-100	RPI 101-150	RPI 150+				
9- 14	0- 0	0- 0	OVERALL	0- 1	0- 1	9- 12				
5- 7	0- 0	0- 0	HOME	0- 0	0- 0	5- 7				
4- 7	0- 0	0- 0	AWAY	0- 1	0- 1	4- 5				
0- 0	0- 0	0- 0	NEUTRAL	0- 0	0- 0	0- 0				
1- 9	0- 0	0- 0	NON-CONFERENCE	0- 1	0- 1	1- 7				
1- 4	0- 0	0- 0	HOME	0- 0	0- 0	1- 4				
0- 5	0- 0	0- 0	AWAY	0- 1	0- 1	0- 3				
0- 0	0- 0	0- 0	NEUTRAL	0- 0	0- 0	0- 0				
8- 5	0- 0	0- 0	CONFERENCE	0- 0	0- 0	8- 5				
4- 3	0- 0	0- 0	HOME	0- 0	0- 0	4- 3				
4- 2	0- 0	0- 0	AWAY	0- 0	0- 0	4- 2				
0- 0	0- 0	0- 0	NEUTRAL	0- 0	0- 0	0- 0				

RPI 1-25			RPI 26-50			RPI 51-100			RPI 101+			Team's RPI: 302
RPI	S	Opponent	Score	RPI	S	Opponent	Score	RPI	S	Opponent	Score	
						72 A	BYU	57 71	102 A	Boise St.	69 77	
									165 H	Montana	52 63	
									168 H	Idaho St.	61 88	
									178 H	Southern Utah	58 71	
									212 H	UMKC	62 41	
									225 A	Grand Canyon	64 54	
									225 H	Grand Canyon	59 66	
									235 A	CSU Bakersfield	63 56	
									235 H	CSU Bakersfield	53 55	
									238 H	Nevada	57 60	
									257 A	UC Santa Barbara	51 59	
									281 H	Utah St.	57 49	
									297 A	California Baptist	67 80	
									300 A	UC Riverside	53 67	
									304 A	Seattle U	80 82	
									304 H	Seattle U	70 58	
									315 A	UTRGV	76 67	
									315 H	UTRGV	61 54	
									319 A	New Mexico St.	58 54	
									319 H	New Mexico St.	58 65	
									321 A	Weber St.	46 72	
									348 H	Chicago St.	89 58	
LAST 10 Division I												
225 A		Grand Canyon	64 54	297 A		California Baptist	67 80					
235 A		CSU Bakersfield	63 56	225 H		Grand Canyon	59 66					
319 H		New Mexico St.	58 65	235 H		CSU Bakersfield	53 55					
315 H		UTRGV	61 54	315 A		UTRGV	76 67					
304 A		Seattle U	80 82	319 A		New Mexico St.	58 54					

Non-Div I Games: Antelope Valley 77 61 Ottawa (AZ) 99 50

Utah Valley

Loss, Non-Conf, S Site, H Home A Away N Neutral

Average RPI Win:	312	WON-LOST	WINNING	LAST 10	STRENGTH OF	OPP. STRENGTH	TEAM	ADJ.	CONF.	ADJ CONF.
Average RPI Loss:	181	RECORD	PCT. RANK	GAMES	SCHEDULE	OF SCHEDULE	RPI	RPI	RPI	RPI
DIV. I ONLY	7- 17	292	3-7	232	326	303	303	30	30	
DIV. I NON-CONF.	3- 7	252	0	152	233	245	245	30	30	
TOTALS	RPI 1-25	RPI 26-50	W-L RECORDS	RPI 51-100	RPI 101-150	RPI 150+				
7- 17	0- 1	0- 1	OVERALL	0- 2	0- 5	7- 8				
5- 5	0- 0	0- 0	HOME	0- 1	0- 2	5- 2				
2- 10	0- 1	0- 1	AWAY	0- 1	0- 2	2- 5				
0- 2	0- 0	0- 0	NEUTRAL	0- 0	0- 1	0- 1				
3- 7	0- 1	0- 1	NON-CONFERENCE	0- 2	0- 1	3- 2				
2- 1	0- 0	0- 0	HOME	0- 1	0- 0	2- 0				
1- 4	0- 1	0- 1	AWAY	0- 1	0- 0	1- 1				
0- 2	0- 0	0- 0	NEUTRAL	0- 0	0- 1	0- 1				
4- 10	0- 0	0- 0	CONFERENCE	0- 0	0- 4	4- 6				
3- 4	0- 0	0- 0	HOME	0- 0	0- 2	3- 2				
1- 6	0- 0	0- 0	AWAY	0- 0	0- 2	1- 4				
0- 0	0- 0	0- 0	NEUTRAL	0- 0	0- 0	0- 0				

RPI 1-25				RPI 26-50				RPI 51-100				RPI 101+ Team's RPI: 303			
RPI	S	Opponent	Score	RPI	S	Opponent	Score	RPI	S	Opponent	Score	RPI	S	Opponent	Score
15	A	Princeton	44 76	37	A	Marquette	71 92	54	H	Stony Brook	73 86	110	N	Pacific	62 71
								77	A	Boston College	69 106	131	A	Robert Morris	44 69
												131	H	Robert Morris	59 70
												149	A	Mt. St. Mary's	60 69
												149	H	Mt. St. Mary's	62 67
												186	A	Merrimack	54 80
												251	A	Saint Francis (PA)	72 82
												251	H	Saint Francis (PA)	59 67
												269	H	Loyola Maryland	89 78
												287	A	Wagner	66 74
												294	N	Ga. Southern	47 78
												295	H	Army West Point	70 64
												310	H	Sacred Heart	71 70
												317	H	Fairleigh Dickinson	57 62
												318	A	Bryant	59 78
												318	H	Bryant	80 77
												320	A	Albany (NY)	49 41
												325	A	NJIT	69 88
												336	A	LIU Brooklyn	71 54
												336	H	LIU Brooklyn	88 63
LAST 10 Division I															
318	H	Bryant	80 77	310	H	Sacred Heart	71 70								
336	A	LIU Brooklyn	71 54	131	H	Robert Morris	59 70								
318	A	Bryant	59 78	251	H	Saint Francis (PA)	59 67								
149	H	Mt. St. Mary's	62 67	149	A	Mt. St. Mary's	60 69								
186	A	Merrimack	54 80	287	A	Wagner	66 74								

Non-Div I Games: East Stroudsburg 84 62

St. Francis Brooklyn

■ Loss,
 ■ Non-Conf,
 ■ S Site,
 ■ Home
 ■ A Away
 N Neutral

Average RPI Win:	302	WON-LOST	WINNING	LAST 10	STRENGTH OF	OPP. STRENGTH	TEAM	ADJ.	CONF.	ADJ CONF.
Average RPI Loss:	215	RECORD	PCT. RANK	GAMES	SCHEDULE	OF SCHEDULE	RPI	RPI	RPI	RPI
DIV. I ONLY	9- 14	245	5-5	314	346	304	304	31	31	
DIV. I NON-CONF.	3- 7	252	0	248	320	292	292	32	32	
TOTALS	RPI 1-25	RPI 26-50	W-L RECORDS	RPI 51-100	RPI 101-150	RPI 150+				
9- 14	0- 0	0- 0	OVERALL	0- 1	0- 2	9- 11				
7- 4	0- 0	0- 0	HOME	0- 1	0- 1	7- 2				
2- 10	0- 0	0- 0	AWAY	0- 0	0- 1	2- 9				
0- 0	0- 0	0- 0	NEUTRAL	0- 0	0- 0	0- 0				
3- 7	0- 0	0- 0	NON-CONFERENCE	0- 1	0- 2	3- 4				
2- 2	0- 0	0- 0	HOME	0- 1	0- 1	2- 0				
1- 5	0- 0	0- 0	AWAY	0- 0	0- 1	1- 4				
0- 0	0- 0	0- 0	NEUTRAL	0- 0	0- 0	0- 0				
6- 7	0- 0	0- 0	CONFERENCE	0- 0	0- 0	6- 7				
5- 2	0- 0	0- 0	HOME	0- 0	0- 0	5- 2				
1- 5	0- 0	0- 0	AWAY	0- 0	0- 0	1- 5				
0- 0	0- 0	0- 0	NEUTRAL	0- 0	0- 0	0- 0				

RPI 1-25				RPI 26-50				RPI 51-100				RPI 101+ Team's RPI: 304					
RPI	S	Opponent	Score	RPI	S	Opponent	Score	RPI	S	Opponent	Score	RPI	S	Opponent	Score		
								76	H	Montana St.	65	73	123	H	Idaho	84	90
												133	A	Washington	46	78	
												161	A	Northern Ariz.	80	88	
												168	A	Idaho St.	48	73	
												212	H	UMKC	65	76	
												225	A	Grand Canyon	60	63	
												225	H	Grand Canyon	48	56	
												231	A	Cal St. Fullerton	63	81	
												235	A	CSU Bakersfield	43	55	
												235	H	CSU Bakersfield	63	57	
												281	A	Utah St.	63	70	
												285	H	Long Beach St.	66	54	
												297	A	California Baptist	83	49	
												302	A	Utah Valley	58	70	
												302	H	Utah Valley	82	80	
												308	H	Sacramento St.	88	84	
												313	A	Cal Poly	72	49	
												315	A	UTRGV	81	85	
												315	H	UTRGV	78	70	
												319	A	New Mexico St.	65	83	
												319	H	New Mexico St.	67	57	
												348	H	Chicago St.	80	51	
LAST 10 Division I																	
235	A	CSU Bakersfield	43	55	297	A	California Baptist	83	49								
225	A	Grand Canyon	60	63	235	H	CSU Bakersfield	63	57								
315	H	UTRGV	78	70	225	H	Grand Canyon	48	56								
319	H	New Mexico St.	67	57	319	A	New Mexico St.	65	83								
302	H	Utah Valley	82	80	315	A	UTRGV	81	85								

Non-Div I Games: Warner Pacific 89 47 Saint Martin's 91 81 Central Wash. 75 65

Seattle U

Average RPI Win:	292	WON-LOST	WINNING	LAST 10	STRENGTH OF	OPP. STRENGTH	TEAM	ADJ.	CONF.	ADJ CONF.
Average RPI Loss:	160	RECORD	PCT. RANK	GAMES	SCHEDULE	OF SCHEDULE	RPI	RPI	RPI	RPI
DIV. I ONLY	5- 21	319	1-9	164	221	305	305	13	13	
DIV. I NON-CONF.	3- 8	268	0	218	341	304	304	16	16	
TOTALS	RPI 1-25	RPI 26-50	W-L RECORDS	RPI 51-100	RPI 101-150	RPI 150+				
5- 21	0- 0	0- 3	OVERALL	0- 3	0- 3	5- 12				
2- 13	0- 0	0- 2	HOME	0- 2	0- 2	2- 7				
3- 8	0- 0	0- 1	AWAY	0- 1	0- 1	3- 5				
0- 0	0- 0	0- 0	NEUTRAL	0- 0	0- 0	0- 0				
3- 8	0- 0	0- 1	NON-CONFERENCE	0- 0	0- 2	3- 5				
1- 7	0- 0	0- 1	HOME	0- 0	0- 2	1- 4				
2- 1	0- 0	0- 0	AWAY	0- 0	0- 0	2- 1				
0- 0	0- 0	0- 0	NEUTRAL	0- 0	0- 0	0- 0				
2- 13	0- 0	0- 2	CONFERENCE	0- 3	0- 1	2- 7				
1- 6	0- 0	0- 1	HOME	0- 2	0- 0	1- 3				
1- 7	0- 0	0- 1	AWAY	0- 1	0- 1	1- 4				
0- 0	0- 0	0- 0	NEUTRAL	0- 0	0- 0	0- 0				

RPI S	Opponent	Score	RPI S	Opponent	Score	RPI S	Opponent	Score	RPI S	Opponent	Score	Team's RPI: 305
28	H Old Dominion	39 66	51	H Charlotte	50 64	119	H Bethune-Cookman	60 65				
32	A Western Ky.	51 71	60	A Middle Tenn.	56 72	122	A UAB	58 71				
33	H FGCU	54 100	65	H Rice	47 68	140	H North Florida	49 64				
						169	A Jacksonville	52 77				
						177	H Austin Peay	56 58				
						184	H Northern Ky.	45 67				
						199	A Fla. Atlantic	42 54				
						199	H Fla. Atlantic	61 64				
						201	H Southern Miss.	53 58				
						221	A UTEP	34 64				
						222	H Brown	57 72				
						229	A Marshall	68 65				
						259	H North Texas	58 56				
						270	A Louisiana Tech	52 62				
						270	H Louisiana Tech	44 68				
						286	H Oakland	49 58				
						311	A UTSA	45 60				
						312	A Georgia St.	70 63				
						314	A N.C. Central	59 58				
						345	H Grambling	56 55				
LAST 10 Division I												
270	A Louisiana Tech	52 62	32	A Western Ky.	51 71							
199	A Fla. Atlantic	42 54	229	A Marshall	68 65							
201	H Southern Miss.	53 58	51	H Charlotte	50 64							
270	H Louisiana Tech	44 68	28	H Old Dominion	39 66							
199	H Fla. Atlantic	61 64	60	A Middle Tenn.	56 72							

Non-Div I Games:

FIU

■ Loss,
 ■ Non-Conf,
 ■ S Site,
 ■ H Home
 ■ A Away
 N Neutral

Presbyterian

Through Games Of Feb. 22, 2020

Average RPI Win:	283	WON-LOST	WINNING	LAST 10	STRENGTH OF	OPP. STRENGTH	TEAM	ADJ.	CONF.	ADJ CONF.
Average RPI Loss:	204	RECORD	PCT. RANK	GAMES	SCHEDULE	OF SCHEDULE	RPI	RPI	RPI	RPI
DIV. I ONLY	8- 16	273	5-5	317	319	306	306	25	25	
DIV. I NON-CONF.	2- 5	259	0	323	266	312	312	27	27	
TOTALS	RPI 1-25	RPI 26-50	W-L RECORDS	RPI 51-100	RPI 101-150	RPI 150+				
8- 16	0- 0	0- 0	OVERALL	0- 1	0- 4	8- 11				
4- 6	0- 0	0- 0	HOME	0- 0	0- 2	4- 4				
4- 10	0- 0	0- 0	AWAY	0- 1	0- 2	4- 7				
0- 0	0- 0	0- 0	NEUTRAL	0- 0	0- 0	0- 0				
2- 5	0- 0	0- 0	NON-CONFERENCE	0- 1	0- 1	2- 3				
1- 1	0- 0	0- 0	HOME	0- 0	0- 0	1- 1				
1- 4	0- 0	0- 0	AWAY	0- 1	0- 1	1- 2				
0- 0	0- 0	0- 0	NEUTRAL	0- 0	0- 0	0- 0				
6- 11	0- 0	0- 0	CONFERENCE	0- 0	0- 3	6- 8				
3- 5	0- 0	0- 0	HOME	0- 0	0- 2	3- 3				
3- 6	0- 0	0- 0	AWAY	0- 0	0- 1	3- 5				
0- 0	0- 0	0- 0	NEUTRAL	0- 0	0- 0	0- 0				

RPI 1-25				RPI 26-50				RPI 51-100				RPI 101+				Team's RPI: 306	
RPI	S	Opponent	Score	RPI	S	Opponent	Score	RPI	S	Opponent	Score	RPI	S	Opponent	Score		
								57	A	West Virginia	40	56	109	H	Campbell	47	53
												138	A	Florida	46	60	
												143	A	Hampton	53	67	
												143	H	Hampton	42	71	
												183	A	High Point	55	60	
												185	A	Illinois	52	71	
												193	A	Gardner-Webb	56	53	
												193	H	Gardner-Webb	64	49	
												200	A	Radford	42	54	
												200	H	Radford	39	65	
												248	A	UNC Asheville	39	54	
												248	H	UNC Asheville	48	64	
												253	H	Col. of Charleston	58	54	
												263	A	Longwood	82	77	
												263	H	Longwood	60	71	
												272	A	Winthrop	54	61	
												273	A	Wofford	60	67	
												274	H	UNCW	60	70	
												327	A	USC Upstate	60	70	
												327	H	USC Upstate	55	42	
												344	A	Charleston So.	67	46	
												344	H	Charleston So.	76	53	
												346	A	South Carolina St.	70	49	
LAST 10 Division I																	
				143	A	Hampton	53	67	327	A	USC Upstate	60	70				
				193	H	Gardner-Webb	64	49	200	H	Radford	39	65				
				344	H	Charleston So.	76	53	344	A	Charleston So.	67	46				
				248	H	UNC Asheville	48	64	327	H	USC Upstate	55	42				
				263	A	Longwood	82	77	183	A	High Point	55	60				

Non-Div I Games: William Peace 72 35 Brevard 74 45

Presbyterian

Loss, Non-Conf, S Site, H Home A Away N Neutral

Average RPI Win: 222	WON-LOST	WINNING	LAST 10	STRENGTH OF	OPP. STRENGTH	TEAM	ADJ.	CONF.	ADJ CONF.
Average RPI Loss: 167	RECORD	PCT. RANK	GAMES	SCHEDULE	OF SCHEDULE	RPI	RPI	RPI	RPI
DIV. I ONLY	6- 19	309	2-8	209	188	307	307	15	15
DIV. I NON-CONF.	4- 6	212	0	319	247	281	281	15	15
TOTALS	RPI 1-25	RPI 26-50	W-L RECORDS	RPI 51-100	RPI 101-150	RPI 150+			
6- 19	0- 0	0- 0	OVERALL	0- 4	1- 6	5- 9			
5- 7	0- 0	0- 0	HOME	0- 2	1- 2	4- 3			
1- 12	0- 0	0- 0	AWAY	0- 2	0- 4	1- 6			
0- 0	0- 0	0- 0	NEUTRAL	0- 0	0- 0	0- 0			
4- 6	0- 0	0- 0	NON-CONFERENCE	0- 0	0- 1	4- 5			
3- 1	0- 0	0- 0	HOME	0- 0	0- 0	3- 1			
1- 5	0- 0	0- 0	AWAY	0- 0	0- 1	1- 4			
0- 0	0- 0	0- 0	NEUTRAL	0- 0	0- 0	0- 0			
2- 13	0- 0	0- 0	CONFERENCE	0- 4	1- 5	1- 4			
2- 6	0- 0	0- 0	HOME	0- 2	1- 2	1- 2			
0- 7	0- 0	0- 0	AWAY	0- 2	0- 3	0- 2			
0- 0	0- 0	0- 0	NEUTRAL	0- 0	0- 0	0- 0			

RPI S	Opponent	Score	RPI S	Opponent	Score	RPI S	Opponent	Score	RPI S	Opponent	Score	Team's RPI: 307
						62	A Bucknell	65 75	106	A North Carolina	40 80	
						62	H Bucknell	34 61	124	A Holy Cross	43 57	
						88	A Colgate	55 80	124	H Holy Cross	49 58	
						88	H Colgate	53 65	128	A Lehigh	40 70	
									128	H Lehigh	53 60	
									135	A Boston U.	56 71	
									135	H Boston U.	46 41	
									172	H La Salle	61 46	
									174	A Lafayette	52 79	
									181	H American	40 48	
									210	A Maine	41 46	
									219	H Kennesaw St.	82 62	
									223	A Clemson	65 52	
									227	A Saint Joseph's	40 49	
									230	H George Mason	58 67	
									240	A Fairfield	52 66	
									269	H Loyola Maryland	44 50	
									290	H Air Force	67 59	
									295	A Army West Point	52 62	
									295	H Army West Point	57 45	
									296	A Vermont	56 64	
LAST 10 Division I												
295	A	Army West Point	52	62	269	H	Loyola Maryland	44	50			
181	H	American	40	48	124	A	Holy Cross	43	57			
135	A	Boston U.	56	71	295	H	Army West Point	57	45			
62	A	Bucknell	65	75	135	H	Boston U.	46	41			
88	H	Colgate	53	65	174	A	Lafayette	52	79			

Non-Div I Games: Stevenson 70 36

Navy

■ Loss,
 ■ Non-Conf,
 ■ S Site,
 ■ H Home
 ■ A Away
 N Neutral

Average RPI Win:	253	WON-LOST	WINNING	LAST 10	STRENGTH OF	OPP. STRENGTH	TEAM	ADJ.	CONF.	ADJ CONF.
Average RPI Loss:	185	RECORD	PCT. RANK	GAMES	SCHEDULE	OF SCHEDULE	RPI	RPI	RPI	RPI
DIV. I ONLY	6- 18	307	4-6	281	224	308	308	18	18	
DIV. I NON-CONF.	0- 7	338	0	270	235	345	345	17	17	
TOTALS	RPI 1-25	RPI 26-50	W-L RECORDS	RPI 51-100	RPI 101-150	RPI 150+				
6- 18	0- 1	0- 0	OVERALL	0- 1	0- 2	6- 14				
2- 8	0- 1	0- 0	HOME	0- 1	0- 1	2- 5				
4- 10	0- 0	0- 0	AWAY	0- 0	0- 1	4- 9				
0- 0	0- 0	0- 0	NEUTRAL	0- 0	0- 0	0- 0				
0- 7	0- 1	0- 0	NON-CONFERENCE	0- 0	0- 0	0- 6				
0- 1	0- 1	0- 0	HOME	0- 0	0- 0	0- 0				
0- 6	0- 0	0- 0	AWAY	0- 0	0- 0	0- 6				
0- 0	0- 0	0- 0	NEUTRAL	0- 0	0- 0	0- 0				
6- 11	0- 0	0- 0	CONFERENCE	0- 1	0- 2	6- 8				
2- 7	0- 0	0- 0	HOME	0- 1	0- 1	2- 5				
4- 4	0- 0	0- 0	AWAY	0- 0	0- 1	4- 3				
0- 0	0- 0	0- 0	NEUTRAL	0- 0	0- 0	0- 0				

RPI 1-25				RPI 26-50				RPI 51-100				RPI 101+ Team's RPI: 308			
RPI	S	Opponent	Score	RPI	S	Opponent	Score	RPI	S	Opponent	Score	RPI	S	Opponent	Score
23	H	Ohio St.	74 104					76	H	Montana St.	48 85	123	A	Idaho	44 70
												123	H	Idaho	88 96
												157	A	UC Davis	75 77
												160	A	San Jose St.	67 73
												161	A	Northern Ariz.	107 114
												161	H	Northern Ariz.	65 85
												165	H	Montana	60 64
												168	A	Idaho St.	62 80
												168	H	Idaho St.	51 75
												178	A	Southern Utah	71 62
												178	H	Southern Utah	87 82
												216	A	Portland St.	73 70
												224	A	Northern Colo.	73 90
												224	H	Northern Colo.	63 73
												232	A	San Francisco	82 87
												238	A	Nevada	72 83
												301	A	Eastern Wash.	74 67
												301	H	Eastern Wash.	73 78
												304	A	Seattle U	84 88
												313	A	Cal Poly	43 62
												321	A	Weber St.	91 67
												321	H	Weber St.	58 52
LAST 10 Division I															
123	H	Idaho	88 96	321	H	Weber St.	58 52	123	A	Idaho	44 70				
301	H	Eastern Wash.	73 78	301	A	Eastern Wash.	74 67								
224	A	Northern Colo.	73 90	161	H	Northern Ariz.	65 85								
178	A	Southern Utah	71 62	216	A	Portland St.	73 70								
168	H	Idaho St.	51 75												

Non-Div I Games: Cal Maritime 86 55 Pacific Union 94 35

Sacramento St.

Loss, Non-Conf, S Site, H Home A Away N Neutral

Average RPI Win: 271	WON-LOST	WINNING	LAST 10	STRENGTH OF	OPP. STRENGTH	TEAM	ADJ.	CONF.	ADJ CONF.
Average RPI Loss: 160	RECORD	PCT. RANK	GAMES	SCHEDULE	OF SCHEDULE	RPI	RPI	RPI	RPI
DIV. I ONLY	5- 20	318	1-9	176	243	309	309	19	19
DIV. I NON-CONF.	3- 8	268	0	132	300	269	269	18	18
TOTALS	RPI 1-25	RPI 26-50	W-L RECORDS	RPI 51-100	RPI 101-150	RPI 150+			
5- 20	0- 0	0- 3	OVERALL	0- 4	0- 2	5- 11			
3- 9	0- 0	0- 2	HOME	0- 2	0- 0	3- 5			
1- 10	0- 0	0- 1	AWAY	0- 2	0- 1	1- 6			
1- 1	0- 0	0- 0	NEUTRAL	0- 0	0- 1	1- 0			
3- 8	0- 0	0- 1	NON-CONFERENCE	0- 2	0- 2	3- 3			
2- 3	0- 0	0- 1	HOME	0- 1	0- 0	2- 1			
0- 4	0- 0	0- 0	AWAY	0- 1	0- 1	0- 2			
1- 1	0- 0	0- 0	NEUTRAL	0- 0	0- 1	1- 0			
2- 12	0- 0	0- 2	CONFERENCE	0- 2	0- 0	2- 8			
1- 6	0- 0	0- 1	HOME	0- 1	0- 0	1- 4			
1- 6	0- 0	0- 1	AWAY	0- 1	0- 0	1- 4			
0- 0	0- 0	0- 0	NEUTRAL	0- 0	0- 0	0- 0			

RPI S	Opponent	Score	RPI S	Opponent	Score	RPI S	Opponent	Score	RPI S	Opponent	Score	Team's RPI: 309
35	A South Dakota	44 77	35	H South Dakota	39 71	74	H UNI	45 81	104	N VCU	66 74	
41	H Creighton	54 67				78	A South Dakota St.	59 69	121	A Kansas	48 63	
						78	H South Dakota St.	51 68	184	A Northern Ky.	40 57	
						94	A Kansas St.	48 73	191	H Cleveland St.	66 79	
									197	A Western Ill.	66 79	
									197	H Western Ill.	69 83	
									212	H UMKC	57 53	
									214	A Eastern Ill.	52 65	
									215	A Oral Roberts	57 84	
									215	H Oral Roberts	60 54	
									218	A North Dakota	57 63	
									245	H Morgan St.	70 64	
									250	A Denver	60 66	
									250	H Denver	80 86	
									282	H North Dakota St.	65 74	
									334	A Purdue Fort Wayne	65 51	
									334	H Purdue Fort Wayne	57 58	
									351	N Mississippi Val.	78 70	
LAST 10 Division I												
334	A Purdue Fort Wayne	65 51	282	H North Dakota St.	65 74							
197	A Western Ill.	66 79	35	H South Dakota	39 71							
250	H Denver	80 86	334	H Purdue Fort Wayne	57 58							
215	A Oral Roberts	57 84	197	H Western Ill.	69 83							
78	A South Dakota St.	59 69	250	A Denver	60 66							

Non-Div I Games: Peru St. 92 58 Graceland (IA) 85 46

Omaha

■ Loss,
 ■ Non-Conf,
 ■ S Site,
 ■ Home
 ■ A Away
 N Neutral

Sacred Heart

Through Games Of Feb. 22, 2020

Average RPI Win:	306	WON-LOST	WINNING	LAST 10	STRENGTH OF	OPP. STRENGTH	TEAM	ADJ.	CONF.	ADJ CONF.
Average RPI Loss:	186	RECORD	PCT. RANK	GAMES	SCHEDULE	OF SCHEDULE	RPI	RPI	RPI	RPI
DIV. I ONLY	7- 17	292	2-8	305	300	310	310	30	30	
DIV. I NON-CONF.	2- 8	295	0	262	121	310	310	30	30	
TOTALS	RPI 1-25	RPI 26-50	W-L RECORDS	RPI 51-100	RPI 101-150	RPI 150+				
7- 17	0- 0	0- 0	OVERALL	0- 4	0- 4	7- 9				
4- 4	0- 0	0- 0	HOME	0- 0	0- 3	4- 1				
2- 12	0- 0	0- 0	AWAY	0- 3	0- 1	2- 8				
1- 1	0- 0	0- 0	NEUTRAL	0- 1	0- 0	1- 0				
2- 8	0- 0	0- 0	NON-CONFERENCE	0- 4	0- 1	2- 3				
1- 1	0- 0	0- 0	HOME	0- 0	0- 1	1- 0				
0- 6	0- 0	0- 0	AWAY	0- 3	0- 0	0- 3				
1- 1	0- 0	0- 0	NEUTRAL	0- 1	0- 0	1- 0				
5- 9	0- 0	0- 0	CONFERENCE	0- 0	0- 3	5- 6				
3- 3	0- 0	0- 0	HOME	0- 0	0- 2	3- 1				
2- 6	0- 0	0- 0	AWAY	0- 0	0- 1	2- 5				
0- 0	0- 0	0- 0	NEUTRAL	0- 0	0- 0	0- 0				

RPI 1-25			RPI 26-50			RPI 51-100			RPI 101+			Team's RPI: 310
RPI	S	Opponent	Score	RPI	S	Opponent	Score	RPI	S	Opponent	Score	
						54 A Stony Brook	50 54	124 H Holy Cross		52 65		
						66 A Yale	40 87	131 A Robert Morris		43 73		
						70 A Seton Hall	69 95	131 H Robert Morris		38 67		
						86 N Nebraska	49 72	149 H Mt. St. Mary's		58 67		
								186 A Merrimack		45 59		
								186 H Merrimack		63 60		
								205 A Penn St.		65 88		
								227 A Saint Joseph's		44 71		
								251 A Saint Francis (PA)		58 60		
								251 H Saint Francis (PA)		39 48		
								277 A Siena		57 68		
								287 A Wagner		79 65		
								303 A St. Francis Brooklyn		70 71		
								317 A Fairleigh Dickinson		60 65		
								317 H Fairleigh Dickinson		68 53		
								323 H Hofstra		71 44		
								333 N Detroit Mercy		66 60		
								336 A LIU Brooklyn		63 66		
								349 A Central Conn. St.		54 52		
								349 H Central Conn. St.		66 58		
LAST 10 Division I												
186 A Merrimack		45 59	303 A St. Francis Brooklyn		70 71							
336 A LIU Brooklyn		63 66	349 A Central Conn. St.		54 52							
251 H Saint Francis (PA)		39 48	317 H Fairleigh Dickinson		68 53							
131 H Robert Morris		38 67	131 A Robert Morris		43 73							
149 H Mt. St. Mary's		58 67	251 A Saint Francis (PA)		58 60							

Non-Div I Games: Bridgeport 77 63

Sacred Heart

Loss, Non-Conf, S Site, H Home A Away N Neutral

Average RPI Win:	278	WON-LOST	WINNING	LAST 10	STRENGTH OF	OPP. STRENGTH	TEAM	ADJ.	CONF.	ADJ CONF.
Average RPI Loss:	159	RECORD	PCT. RANK	GAMES	SCHEDULE	OF SCHEDULE	RPI	RPI	RPI	RPI
DIV. I ONLY	3- 20	328	0-10	146	170	311	311	13	13	
DIV. I NON-CONF.	1- 7	321	0	198	277	322	322	16	16	
TOTALS	RPI 1-25	RPI 26-50	W-L RECORDS	RPI 51-100	RPI 101-150	RPI 150+				
3- 20	0- 0	0- 3	OVERALL	0- 3	0- 2	3- 12				
2- 7	0- 0	0- 1	HOME	0- 2	0- 0	2- 4				
1- 12	0- 0	0- 2	AWAY	0- 1	0- 1	1- 8				
0- 1	0- 0	0- 0	NEUTRAL	0- 0	0- 1	0- 0				
1- 7	0- 0	0- 1	NON-CONFERENCE	0- 0	0- 1	1- 5				
1- 1	0- 0	0- 0	HOME	0- 0	0- 0	1- 1				
0- 5	0- 0	0- 1	AWAY	0- 0	0- 0	0- 4				
0- 1	0- 0	0- 0	NEUTRAL	0- 0	0- 1	0- 0				
2- 13	0- 0	0- 2	CONFERENCE	0- 3	0- 1	2- 7				
1- 6	0- 0	0- 1	HOME	0- 2	0- 0	1- 3				
1- 7	0- 0	0- 1	AWAY	0- 1	0- 1	1- 4				
0- 0	0- 0	0- 0	NEUTRAL	0- 0	0- 0	0- 0				

RPI S	Opponent	Score	RPI S	Opponent	Score	RPI S	Opponent	Score	RPI S	Opponent	Score	Team's RPI: 311
28	H Old Dominion	43 62	51	H Charlotte	47 67	114	N Utah	45 91				
32	A Western Ky.	57 85	60	A Middle Tenn.	48 69	122	A UAB	55 94				
48	A Texas	53 84	65	H Rice	62 74	152	A Texas Tech	58 115				
						154	H Sam Houston St.	77 81				
						198	A Hawaii	50 62				
						199	H Fla. Atlantic	53 80				
						201	A Southern Miss.	65 82				
						221	A UTEP	54 94				
						221	H UTEP	59 85				
						229	A Marshall	53 66				
						256	A Texas St.	69 74				
						259	A North Texas	55 94				
						259	H North Texas	55 79				
						260	H Incarnate Word	63 56				
						270	A Louisiana Tech	82 73				
						305	H FIU	60 45				
						315	A UTRGV	64 75				
LAST 10 Division I												
259	A North Texas	55 94	28	H Old Dominion	43 62							
221	H UTEP	59 85	60	A Middle Tenn.	48 69							
32	A Western Ky.	57 85	122	A UAB	55 94							
229	A Marshall	53 66	65	H Rice	62 74							
51	H Charlotte	47 67	259	H North Texas	55 79							

Non-Div I Games: Texas Wesleyan 80 78 Southwest (NM) 79 62 Concordia (TX) 73 44

UTSA

Loss, Non-Conf, S Site, H Home A Away N Neutral

Average RPI Win:	295	WON-LOST	WINNING	LAST 10	STRENGTH OF	OPP. STRENGTH	TEAM	ADJ.	CONF.	ADJ CONF.
Average RPI Loss:	181	RECORD	PCT. RANK	GAMES	SCHEDULE	OF SCHEDULE	RPI	RPI	RPI	RPI
DIV. I ONLY	8- 18	285	4-6	274	301	312	312	21	21	
DIV. I NON-CONF.	3- 8	268	0	272	322	319	319	20	20	
TOTALS	RPI 1-25	RPI 26-50	W-L RECORDS	RPI 51-100	RPI 101-150	RPI 150+				
8- 18	0- 1	0- 1	OVERALL	0- 3	0- 1	8- 12				
5- 9	0- 1	0- 1	HOME	0- 1	0- 0	5- 6				
2- 9	0- 0	0- 0	AWAY	0- 2	0- 1	2- 6				
1- 0	0- 0	0- 0	NEUTRAL	0- 0	0- 0	1- 0				
3- 8	0- 1	0- 0	NON-CONFERENCE	0- 1	0- 1	3- 5				
2- 4	0- 1	0- 0	HOME	0- 0	0- 0	2- 3				
0- 4	0- 0	0- 0	AWAY	0- 1	0- 1	0- 2				
1- 0	0- 0	0- 0	NEUTRAL	0- 0	0- 0	1- 0				
5- 10	0- 0	0- 1	CONFERENCE	0- 2	0- 0	5- 7				
3- 5	0- 0	0- 1	HOME	0- 1	0- 0	3- 3				
2- 5	0- 0	0- 0	AWAY	0- 1	0- 0	2- 4				
0- 0	0- 0	0- 0	NEUTRAL	0- 0	0- 0	0- 0				

RPI 1-25				RPI 26-50				RPI 51-100				RPI 101+ Team's RPI: 312			
RPI	S	Opponent	Score	RPI	S	Opponent	Score	RPI	S	Opponent	Score	RPI	S	Opponent	Score
3	H	Maryland	41 114	50	H	Troy	57 71	73	A	Coastal Caro.	45 87	129	A	UNC Greensboro	49 64
								73	H	Coastal Caro.	50 66	175	H	Toledo	48 74
								79	A	Georgia Tech	28 69	190	A	Little Rock	46 66
												190	H	Little Rock	58 43
												204	A	Louisiana	61 53
												204	H	Louisiana	65 75
												211	A	Furman	55 62
												221	A	UTEP	68 71
												237	A	Appalachian St.	37 65
												237	H	Appalachian St.	59 64
												249	H	South Alabama	64 81
												260	H	Alabama A&M	52 67
												262	A	Arkansas St.	68 70
												262	H	Arkansas St.	67 56
												294	A	Ga. Southern	56 81
												305	H	FIU	63 70
												319	N	New Mexico St.	59 51
												340	H	SIUE	74 73
												346	H	South Carolina St.	77 52
												350	A	La.-Monroe	52 43
												350	H	La.-Monroe	68 52
LAST 10 Division I															
				73	H	Coastal Caro.	50 66	262	H	Arkansas St.	67 56				
				237	H	Appalachian St.	59 64	73	A	Coastal Caro.	45 87				
				350	A	La.-Monroe	52 43	237	A	Appalachian St.	37 65				
				204	A	Louisiana	61 53	294	A	Ga. Southern	56 81				
				190	H	Little Rock	58 43	50	H	Troy	57 71				

Non-Div I Games:

Georgia St.

■ Loss,
 ■ Non-Conf,
 S Site,
 ■ Home
 ■ Away
 N Neutral

Average RPI Win: 291	WON-LOST	WINNING	LAST 10	STRENGTH OF	OPP. STRENGTH	TEAM	ADJ.	CONF.	ADJ CONF.
Average RPI Loss: 198	RECORD	PCT. RANK	GAMES	SCHEDULE	OF SCHEDULE	RPI	RPI	RPI	RPI
DIV. I ONLY	6- 17	302	4-6	256	309	313	313	28	28
DIV. I NON-CONF.	2- 8	295	0	167	242	306	306	26	26
TOTALS	RPI 1-25	RPI 26-50	W-L RECORDS	RPI 51-100	RPI 101-150	RPI 150+			
6- 17	0- 0	0- 2	OVERALL	0- 1	0- 0	6- 14			
4- 7	0- 0	0- 1	HOME	0- 1	0- 0	4- 5			
2- 10	0- 0	0- 1	AWAY	0- 0	0- 0	2- 9			
0- 0	0- 0	0- 0	NEUTRAL	0- 0	0- 0	0- 0			
2- 8	0- 0	0- 2	NON-CONFERENCE	0- 1	0- 0	2- 5			
2- 3	0- 0	0- 1	HOME	0- 1	0- 0	2- 1			
0- 5	0- 0	0- 1	AWAY	0- 0	0- 0	0- 4			
0- 0	0- 0	0- 0	NEUTRAL	0- 0	0- 0	0- 0			
4- 9	0- 0	0- 0	CONFERENCE	0- 0	0- 0	4- 9			
2- 4	0- 0	0- 0	HOME	0- 0	0- 0	2- 4			
2- 5	0- 0	0- 0	AWAY	0- 0	0- 0	2- 5			
0- 0	0- 0	0- 0	NEUTRAL	0- 0	0- 0	0- 0			

RPI S	Opponent	Score	RPI S	Opponent	Score	RPI S	Opponent	Score	RPI S	Opponent	Score	Team's RPI: 313
27	A Arizona St.	41 66	28	H Old Dominion	55 61	69	H Fresno St.	52 79	157	A UC Davis	58 71	
									157	H UC Davis	36 42	
									167	A Saint Mary's (CA)	67 84	
									194	A Pepperdine	53 63	
									198	H Hawaii	46 59	
									231	A Cal St. Fullerton	64 65	
									231	H Cal St. Fullerton	60 67	
									238	A Nevada	40 71	
									250	A Denver	66 96	
									257	A UC Santa Barbara	50 52	
									271	H Lamar University	57 56	
									280	A CSUN	52 41	
									285	A Long Beach St.	69 72	
									285	H Long Beach St.	61 41	
									288	A UC Irvine	51 54	
									288	H UC Irvine	57 68	
									300	A UC Riverside	62 52	
									300	H UC Riverside	75 70	
									304	H Seattle U	49 72	
									308	H Sacramento St.	62 43	
LAST 10 Division I												
288	A UC Irvine	51 54	198	H Hawaii	46 59							
300	A UC Riverside	62 52	280	A CSUN	52 41							
231	H Cal St. Fullerton	60 67	231	A Cal St. Fullerton	64 65							
157	A UC Davis	58 71	157	H UC Davis	36 42							
285	H Long Beach St.	61 41	300	H UC Riverside	75 70							

Non-Div I Games: Holy Names 100 35

Cal Poly

■ Loss,
 ■ Non-Conf,
 ■ S Site,
 ■ H Home
 ■ A Away
 N Neutral

N.C. Central

Through Games Of Feb. 22, 2020

Average RPI Win:	285	WON-LOST	WINNING	LAST 10	STRENGTH OF	OPP. STRENGTH	TEAM	ADJ.	CONF.	ADJ CONF.
Average RPI Loss:	207	RECORD	PCT. RANK	GAMES	SCHEDULE	OF SCHEDULE	RPI	RPI	RPI	RPI
DIV. I ONLY	8- 15	259	5-5	345	271	314	314	29	29	
DIV. I NON-CONF.	2- 9	304	0	267	192	314	314	29	29	
TOTALS	RPI 1-25	RPI 26-50	W-L RECORDS	RPI 51-100	RPI 101-150	RPI 150+				
8- 15	0- 1	0- 0	OVERALL	0- 0	2- 3	6- 11				
4- 5	0- 0	0- 0	HOME	0- 0	1- 0	3- 5				
4- 9	0- 1	0- 0	AWAY	0- 0	1- 3	3- 5				
0- 1	0- 0	0- 0	NEUTRAL	0- 0	0- 0	0- 1				
2- 9	0- 1	0- 0	NON-CONFERENCE	0- 0	1- 2	1- 6				
1- 3	0- 0	0- 0	HOME	0- 0	1- 0	0- 3				
1- 5	0- 1	0- 0	AWAY	0- 0	0- 2	1- 2				
0- 1	0- 0	0- 0	NEUTRAL	0- 0	0- 0	0- 1				
6- 6	0- 0	0- 0	CONFERENCE	0- 0	1- 1	5- 5				
3- 2	0- 0	0- 0	HOME	0- 0	0- 0	3- 2				
3- 4	0- 0	0- 0	AWAY	0- 0	1- 1	2- 3				
0- 0	0- 0	0- 0	NEUTRAL	0- 0	0- 0	0- 0				

RPI 1-25				RPI 26-50				RPI 51-100				RPI 101+ Team's RPI: 314			
RPI	S	Opponent	Score	RPI	S	Opponent	Score	RPI	S	Opponent	Score	RPI	S	Opponent	Score
12	A	Iowa	50 102									106	A	North Carolina	53 92
												109	H	Campbell	67 64
												119	A	Bethune-Cookman	52 73
												134	A	California	69 90
												150	A	N.C. A&T	86 80
												183	H	High Point	58 78
												187	H	Norfolk St.	75 83
												205	N	Penn St.	68 92
												235	A	CSU Bakersfield	71 80
												245	A	Morgan St.	79 86
												253	A	Col. of Charleston	78 85
												264	A	Delaware St.	54 64
												264	H	Delaware St.	60 64
												272	H	Winthrop	46 56
												305	H	FIU	58 59
												326	A	UMES	63 65
												326	H	UMES	78 70
												330	A	Coppin St.	58 44
												336	A	LIU Brooklyn	61 59
												342	A	Florida A&M	71 70
												342	H	Florida A&M	66 57
												346	H	South Carolina St.	90 49
LAST 10 Division I															
				326	H	UMES	78 70					346	H	South Carolina St.	90 49
				150	A	N.C. A&T	86 80					264	H	Delaware St.	60 64
				245	A	Morgan St.	79 86					342	A	Florida A&M	71 70
				330	A	Coppin St.	58 44					119	A	Bethune-Cookman	52 73
				187	H	Norfolk St.	75 83					326	A	UMES	63 65

Non-Div I Games: Lincoln (PA) 53 68 Washington Adventis83 48

N.C. Central

Loss, Non-Conf, S Site, H Home A Away N Neutral

Average RPI Win:	309	WON-LOST	WINNING	LAST 10	STRENGTH OF	OPP. STRENGTH	TEAM	ADJ.	CONF.	ADJ CONF.
Average RPI Loss:	198	RECORD	PCT. RANK	GAMES	SCHEDULE	OF SCHEDULE	RPI	RPI	RPI	RPI
DIV. I ONLY	7- 15	283	4-6	315	322	315	315	31	31	
DIV. I NON-CONF.	1- 8	322	0	166	172	316	316	32	32	
TOTALS	RPI 1-25	RPI 26-50	W-L RECORDS	RPI 51-100	RPI 101-150	RPI 150+				
7- 15	0- 0	0- 1	OVERALL	0- 4	0- 1	7- 9				
5- 4	0- 0	0- 0	HOME	0- 1	0- 1	5- 2				
2- 9	0- 0	0- 1	AWAY	0- 3	0- 0	2- 5				
0- 2	0- 0	0- 0	NEUTRAL	0- 0	0- 0	0- 2				
1- 8	0- 0	0- 1	NON-CONFERENCE	0- 4	0- 1	1- 2				
1- 2	0- 0	0- 0	HOME	0- 1	0- 1	1- 0				
0- 4	0- 0	0- 1	AWAY	0- 3	0- 0	0- 0				
0- 2	0- 0	0- 0	NEUTRAL	0- 0	0- 0	0- 2				
6- 7	0- 0	0- 0	CONFERENCE	0- 0	0- 0	6- 7				
4- 2	0- 0	0- 0	HOME	0- 0	0- 0	4- 2				
2- 5	0- 0	0- 0	AWAY	0- 0	0- 0	2- 5				
0- 0	0- 0	0- 0	NEUTRAL	0- 0	0- 0	0- 0				

RPI S	Opponent	Score	RPI S	Opponent	Score	RPI S	Opponent	Score	RPI S	Opponent	Score	Team's RPI: 315
48	A Texas	69 85	85	A Southern California	43 80	142	H Texas Southern	44 71				
			94	A Kansas St.	66 79	212	A UMKC	56 60				
			99	A A&M-Corpus Christi	50 61	212	H UMKC	58 72				
			99	H A&M-Corpus Christi	54 59	225	A Grand Canyon	60 62				
						235	A CSU Bakersfield	66 52				
						238	N Nevada	57 62				
						285	N Long Beach St.	65 69				
						297	H California Baptist	87 68				
						302	A Utah Valley	54 61				
						302	H Utah Valley	67 76				
						304	A Seattle U	70 78				
						304	H Seattle U	85 81				
						311	H UTSA	75 64				
						319	A New Mexico St.	75 76				
						319	H New Mexico St.	74 63				
						348	A Chicago St.	87 67				
						348	H Chicago St.	77 68				
LAST 10 Division I												
319	H New Mexico St.	74 63	235	A CSU Bakersfield	66 52							
304	A Seattle U	70 78	225	A Grand Canyon	60 62							
302	A Utah Valley	54 61	319	A New Mexico St.	75 76							
348	H Chicago St.	77 68	302	H Utah Valley	67 76							
212	H UMKC	58 72	304	H Seattle U	85 81							

Non-Div I Games: Tex. A&M-Kingsville 66 45 Tex. A&M Int'l 72 56 Texas Lutheran 98 46 Minot St. 75 56

UTRGV

Loss, Non-Conf, S Site, H Home A Away N Neutral

Houston Baptist

Through Games Of Feb. 22, 2020

Average RPI Win:	274	WON-LOST	WINNING	LAST 10	STRENGTH OF	OPP. STRENGTH	TEAM	ADJ.	CONF.	ADJ CONF.
Average RPI Loss:	189	RECORD	PCT. RANK	GAMES	SCHEDULE	OF SCHEDULE	RPI	RPI	RPI	RPI
DIV. I ONLY	4- 19	322	2-8	230	305	316	316	23	23	
DIV. I NON-CONF.	2- 5	259	0	138	266	196	196	24	24	
TOTALS	RPI 1-25	RPI 26-50	W-L RECORDS	RPI 51-100	RPI 101-150	RPI 150+				
4- 19	0- 1	0- 0	OVERALL	0- 2	0- 2	4- 14				
1- 8	0- 0	0- 0	HOME	0- 2	0- 1	1- 5				
3- 11	0- 1	0- 0	AWAY	0- 0	0- 1	3- 9				
0- 0	0- 0	0- 0	NEUTRAL	0- 0	0- 0	0- 0				
2- 5	0- 1	0- 0	NON-CONFERENCE	0- 0	0- 0	2- 4				
0- 1	0- 0	0- 0	HOME	0- 0	0- 0	0- 1				
2- 4	0- 1	0- 0	AWAY	0- 0	0- 0	2- 3				
0- 0	0- 0	0- 0	NEUTRAL	0- 0	0- 0	0- 0				
2- 14	0- 0	0- 0	CONFERENCE	0- 2	0- 2	2- 10				
1- 7	0- 0	0- 0	HOME	0- 2	0- 1	1- 4				
1- 7	0- 0	0- 0	AWAY	0- 0	0- 1	1- 6				
0- 0	0- 0	0- 0	NEUTRAL	0- 0	0- 0	0- 0				

RPI	S	Opponent	Score	RPI	S	Opponent	Score	RPI	S	Opponent	Score	RPI	S	Opponent	Score	Team's RPI: 316
5	A	Baylor	42 112					97	H	SFA	42 59	113	A	Abilene Christian	54 71	
								99	H	A&M-Corpus Christi	65 75	113	H	Abilene Christian	79 84	
												152	A	Texas Tech	51 59	
												154	A	Sam Houston St.	60 75	
												154	H	Sam Houston St.	69 97	
												156	A	New Orleans	84 88	
												161	H	Northern Ariz.	62 79	
												163	A	Wichita St.	42 59	
												192	A	Houston	60 82	
												215	A	Oral Roberts	74 73	
												234	H	Southeastern La.	59 69	
												243	A	Central Ark.	39 63	
												260	A	Incarnate Word	60 55	
												267	H	Nicholls St.	78 84	
												271	A	Lamar University	53 60	
												271	H	Lamar University	72 59	
												338	A	Northwestern St.	60 69	
												338	H	Northwestern St.	46 54	
												343	A	McNeese	72 88	
												350	A	La.-Monroe	72 65	
LAST 10 Division I																
154	A	Sam Houston St.	60 75	156	A	New Orleans	84 88	99	H	A&M-Corpus Christi	65 75	260	A	Incarnate Word	60 55	
113	H	Abilene Christian	79 84	260	A	McNeese	72 88	267	H	Nicholls St.	78 84					
271	H	Lamar University	72 59													
113	A	Abilene Christian	54 71													
338	H	Northwestern St.	46 54													

Non-Div I Games: LSU-Shreveport 67 44 Paul Quinn 63 34

Houston Baptist

Loss, Non-Conf, S Site, H Home A Away N Neutral

Average RPI Win:	311	WON-LOST	WINNING	LAST 10	STRENGTH OF	OPP. STRENGTH	TEAM	ADJ.	CONF.	ADJ CONF.
Average RPI Loss:	233	RECORD	PCT. RANK	GAMES	SCHEDULE	OF SCHEDULE	RPI	RPI	RPI	RPI
DIV. I ONLY	10- 15	237	5-5	349	341	317	317	30	30	
DIV. I NON-CONF.	3- 8	268	0	337	327	328	328	30	30	
TOTALS	RPI 1-25	RPI 26-50	W-L RECORDS	RPI 51-100	RPI 101-150	RPI 150+				
10- 15	0- 0	0- 0	OVERALL	0- 0	0- 2	10- 13				
5- 7	0- 0	0- 0	HOME	0- 0	0- 1	5- 6				
5- 8	0- 0	0- 0	AWAY	0- 0	0- 1	5- 7				
0- 0	0- 0	0- 0	NEUTRAL	0- 0	0- 0	0- 0				
3- 8	0- 0	0- 0	NON-CONFERENCE	0- 0	0- 0	3- 8				
1- 4	0- 0	0- 0	HOME	0- 0	0- 0	1- 4				
2- 4	0- 0	0- 0	AWAY	0- 0	0- 0	2- 4				
0- 0	0- 0	0- 0	NEUTRAL	0- 0	0- 0	0- 0				
7- 7	0- 0	0- 0	CONFERENCE	0- 0	0- 2	7- 5				
4- 3	0- 0	0- 0	HOME	0- 0	0- 1	4- 2				
3- 4	0- 0	0- 0	AWAY	0- 0	0- 1	3- 3				
0- 0	0- 0	0- 0	NEUTRAL	0- 0	0- 0	0- 0				

[illegible]

Non-Div I Games:

Fairleigh Dickinson

Loss, Non-Conf, S Site, H Home A Away N Neutral

Average RPI Win:	293	WON-LOST	WINNING	LAST 10	STRENGTH OF	OPP. STRENGTH	TEAM	ADJ.	CONF.	ADJ CONF.
Average RPI Loss:	213	RECORD	PCT. RANK	GAMES	SCHEDULE	OF SCHEDULE	RPI	RPI	RPI	RPI
DIV. I ONLY	8- 17	279	5-5	341	321	318	318	30	30	
DIV. I NON-CONF.	2- 9	304	0	326	241	337	337	30	30	
TOTALS	RPI 1-25	RPI 26-50	W-L RECORDS	RPI 51-100	RPI 101-150	RPI 150+				
8- 17	0- 0	0- 0	OVERALL	0- 1	1- 3	7- 13				
4- 8	0- 0	0- 0	HOME	0- 0	0- 1	4- 7				
4- 9	0- 0	0- 0	AWAY	0- 1	1- 2	3- 6				
0- 0	0- 0	0- 0	NEUTRAL	0- 0	0- 0	0- 0				
2- 9	0- 0	0- 0	NON-CONFERENCE	0- 1	0- 1	2- 7				
1- 4	0- 0	0- 0	HOME	0- 0	0- 0	1- 4				
1- 5	0- 0	0- 0	AWAY	0- 1	0- 1	1- 3				
0- 0	0- 0	0- 0	NEUTRAL	0- 0	0- 0	0- 0				
6- 8	0- 0	0- 0	CONFERENCE	0- 0	1- 2	5- 6				
3- 4	0- 0	0- 0	HOME	0- 0	0- 1	3- 3				
3- 4	0- 0	0- 0	AWAY	0- 0	1- 1	2- 3				
0- 0	0- 0	0- 0	NEUTRAL	0- 0	0- 0	0- 0				

RPI 1-25			RPI 26-50			RPI 51-100			RPI 101+			Team's RPI: 318
RPI	S	Opponent	Score	RPI	S	Opponent	Score	RPI	S	Opponent	Score	
						81 A Minnesota	56 101			124 A Holy Cross	75 87	
										131 A Robert Morris	39 69	
										149 A Mt. St. Mary's	72 67	
										149 H Mt. St. Mary's	70 76	
										171 H Providence	32 76	
										185 A Illinois	55 69	
										186 A Merrimack	66 78	
										186 H Merrimack	53 61	
										222 A Brown	45 44	
										222 H Brown	50 56	
										233 H UMass Lowell	35 55	
										251 A Saint Francis (PA)	58 64	
										251 H Saint Francis (PA)	60 63	
										268 H New Hampshire	56 68	
										287 H Wagner	45 58	
										295 A Army West Point	75 81	
										296 A Vermont	66 71	
										303 A St. Francis Brooklyn	77 80	
										303 H St. Francis Brooklyn	78 59	
										317 A Fairleigh Dickinson	57 45	
										320 H Albany (NY)	68 55	
										336 H LIU Brooklyn	57 53	
										349 A Central Conn. St.	62 51	
										349 H Central Conn. St.	59 47	
LAST 10 Division I												
						303 A St. Francis Brooklyn	77 80			131 A Robert Morris	39 69	
						186 H Merrimack	53 61			251 A Saint Francis (PA)	58 64	
						349 A Central Conn. St.	62 51			287 H Wagner	45 58	
						303 H St. Francis Brooklyn	78 59			149 A Mt. St. Mary's	72 67	
						349 H Central Conn. St.	59 47			336 H LIU Brooklyn	57 53	

Non-Div I Games:

Bryant

■ Loss,
 ■ Non-Conf,
 ■ S Site,
 ■ H Home
 ■ A Away
 N Neutral

Average RPI Win:	311	WON-LOST	WINNING	LAST 10	STRENGTH OF	OPP. STRENGTH	TEAM	ADJ.	CONF.	ADJ CONF.
Average RPI Loss:	222	RECORD	PCT. RANK	GAMES	SCHEDULE	OF SCHEDULE	RPI	RPI	RPI	RPI
DIV. I ONLY	8- 17	279	4-6	325	334	319	319	31	31	
DIV. I NON-CONF.	2- 10	313	0	251	297	326	326	32	32	
TOTALS	RPI 1-25	RPI 26-50	W-L RECORDS	RPI 51-100	RPI 101-150	RPI 150+				
8- 17	0- 0	0- 1	OVERALL	0- 0	0- 2	8- 14				
5- 7	0- 0	0- 1	HOME	0- 0	0- 0	5- 6				
3- 8	0- 0	0- 0	AWAY	0- 0	0- 1	3- 7				
0- 2	0- 0	0- 0	NEUTRAL	0- 0	0- 1	0- 1				
2- 10	0- 0	0- 1	NON-CONFERENCE	0- 0	0- 2	2- 7				
1- 5	0- 0	0- 1	HOME	0- 0	0- 0	1- 4				
1- 3	0- 0	0- 0	AWAY	0- 0	0- 1	1- 2				
0- 2	0- 0	0- 0	NEUTRAL	0- 0	0- 1	0- 1				
6- 7	0- 0	0- 0	CONFERENCE	0- 0	0- 0	6- 7				
4- 2	0- 0	0- 0	HOME	0- 0	0- 0	4- 2				
2- 5	0- 0	0- 0	AWAY	0- 0	0- 0	2- 5				
0- 0	0- 0	0- 0	NEUTRAL	0- 0	0- 0	0- 0				

RPI 1-25			RPI 26-50			RPI 51-100			RPI 101+			Team's RPI: 319			
RPI	S	Opponent	Score	RPI	S	Opponent	Score	RPI	S	Opponent	Score	RPI	S	Opponent	Score
				27	H	Arizona St.	47 70					113	A	Abilene Christian	54 67
												147	N	Western Mich.	76 79
												194	H	Pepperdine	69 72
												212	A	UMKC	52 56
												212	H	UMKC	50 55
												213	A	New Mexico	53 107
												213	H	New Mexico	67 86
												221	A	UTEP	45 65
												221	H	UTEP	57 63
												225	A	Grand Canyon	49 60
												235	A	CSU Bakersfield	59 60
												250	A	Denver	78 75
												297	H	California Baptist	57 56
												300	H	UC Riverside	58 60
												302	A	Utah Valley	65 58
												302	H	Utah Valley	54 58
												304	A	Seattle U	57 67
												304	H	Seattle U	83 65
												312	N	Georgia St.	51 59
												315	A	UTRGV	63 74
												315	H	UTRGV	76 75
												321	H	Weber St.	77 47
												348	A	Chicago St.	73 60
												348	H	Chicago St.	80 56
LAST 10 Division I															
				315	A	UTRGV	63 74					225	A	Grand Canyon	49 60
				302	A	Utah Valley	65 58					235	A	CSU Bakersfield	59 60
				304	A	Seattle U	57 67					315	H	UTRGV	76 75
				212	H	UMKC	50 55					304	H	Seattle U	83 65
				348	H	Chicago St.	80 56					302	H	Utah Valley	54 58

Non-Div I Games: Western N.M. 75 56

New Mexico St.

■ Loss,
 ■ Non-Conf, S Site,
 ■ Home
 ■ Away
 N Neutral

Albany (NY)

Through Games Of Feb. 22, 2020

Average RPI Win:	282	WON-LOST	WINNING	LAST 10	STRENGTH OF	OPP. STRENGTH	TEAM	ADJ.	CONF.	ADJ CONF.
Average RPI Loss:	213	RECORD	PCT. RANK	GAMES	SCHEDULE	OF SCHEDULE	RPI	RPI	RPI	RPI
DIV. I ONLY	8- 18	285	3-7	328	320	320	320	27	27	
DIV. I NON-CONF.	3- 9	279	0	313	310	323	323	28	28	
TOTALS	RPI 1-25	RPI 26-50	W-L RECORDS	RPI 51-100	RPI 101-150	RPI 150+				
8- 18	0- 0	0- 0	OVERALL	0- 3	1- 1	7- 14				
5- 8	0- 0	0- 0	HOME	0- 1	1- 1	4- 6				
3- 10	0- 0	0- 0	AWAY	0- 2	0- 0	3- 8				
0- 0	0- 0	0- 0	NEUTRAL	0- 0	0- 0	0- 0				
3- 9	0- 0	0- 0	NON-CONFERENCE	0- 2	1- 1	2- 6				
1- 5	0- 0	0- 0	HOME	0- 0	1- 1	0- 4				
2- 4	0- 0	0- 0	AWAY	0- 2	0- 0	2- 2				
0- 0	0- 0	0- 0	NEUTRAL	0- 0	0- 0	0- 0				
5- 9	0- 0	0- 0	CONFERENCE	0- 1	0- 0	5- 8				
4- 3	0- 0	0- 0	HOME	0- 1	0- 0	4- 2				
1- 6	0- 0	0- 0	AWAY	0- 0	0- 0	1- 6				
0- 0	0- 0	0- 0	NEUTRAL	0- 0	0- 0	0- 0				

RPI S	Opponent	Score	RPI S	Opponent	Score	RPI S	Opponent	Score	RPI S	Opponent	Score	Team's RPI: 320
						54	H Stony Brook	53 73	125	H Columbia	82 78	
						64	A Marist	52 76	135	H Boston U.	58 60	
						93	A Syracuse	53 75	166	A Binghamton	42 58	
									166	H Binghamton	56 53	
									174	H Lafayette	47 54	
									182	H Cornell	51 71	
									210	A Maine	49 60	
									210	H Maine	44 65	
									233	A UMass Lowell	51 53	
									268	A New Hampshire	53 56	
									268	H New Hampshire	47 48	
									277	A Siena	46 52	
									284	A UMBC	44 54	
									284	H UMBC	56 51	
									296	A Vermont	36 52	
									296	H Vermont	58 49	
									299	H Monmouth	41 53	
									303	H St. Francis Brooklyn	41 49	
									318	A Bryant	55 68	
									339	A Canisius	70 53	
									347	A Hartford	68 63	
									347	H Hartford	63 40	
									349	A Central Conn. St.	73 63	
LAST 10 Division I												
			268	A New Hampshire	53 56		296	A Vermont	36 52			
			284	A UMBC	44 54		284	H UMBC	56 51			
			210	H Maine	44 65		347	A Hartford	68 63			
			347	H Hartford	63 40		233	A UMass Lowell	51 53			
			166	A Binghamton	42 58		54	H Stony Brook	53 73			

Non-Div I Games: FDU-Florham 81 21

Albany (NY)

Loss, Non-Conf, S Site, H Home A Away N Neutral

Average RPI Win:	275	WON-LOST	WINNING	LAST 10	STRENGTH OF	OPP. STRENGTH	TEAM	ADJ.	CONF.	ADJ CONF.
Average RPI Loss:	175	RECORD	PCT. RANK	GAMES	SCHEDULE	OF SCHEDULE	RPI	RPI	RPI	RPI
DIV. I ONLY	3- 23	337	0-10	212	229	321	321	18	18	
DIV. I NON-CONF.	2- 7	288	0	187	211	262	262	17	17	
TOTALS	RPI 1-25	RPI 26-50	W-L RECORDS	RPI 51-100	RPI 101-150	RPI 150+				
3- 23	0- 1	0- 0	OVERALL	0- 2	0- 5	3- 15				
1- 9	0- 0	0- 0	HOME	0- 1	0- 1	1- 7				
2- 14	0- 1	0- 0	AWAY	0- 1	0- 4	2- 8				
0- 0	0- 0	0- 0	NEUTRAL	0- 0	0- 0	0- 0				
2- 7	0- 1	0- 0	NON-CONFERENCE	0- 0	0- 4	2- 2				
1- 1	0- 0	0- 0	HOME	0- 0	0- 1	1- 0				
1- 6	0- 1	0- 0	AWAY	0- 0	0- 3	1- 2				
0- 0	0- 0	0- 0	NEUTRAL	0- 0	0- 0	0- 0				
1- 16	0- 0	0- 0	CONFERENCE	0- 2	0- 1	1- 13				
0- 8	0- 0	0- 0	HOME	0- 1	0- 0	0- 7				
1- 8	0- 0	0- 0	AWAY	0- 1	0- 1	1- 6				
0- 0	0- 0	0- 0	NEUTRAL	0- 0	0- 0	0- 0				

RPI	S	Opponent	Score	RPI	S	Opponent	Score	RPI	S	Opponent	Score	RPI	S	Opponent	Score	Team's RPI: 321
8	A	UCLA	45 85					76	A	Montana St.	52 81	110	A	Pacific	53 76	
								76	H	Montana St.	67 102	114	A	Utah	46 75	
												123	A	Idaho	50 70	
												133	A	Washington	41 94	
												136	H	Portland	59 78	
												161	A	Northern Ariz.	61 92	
												161	H	Northern Ariz.	82 88	
												165	A	Montana	57 85	
												165	H	Montana	46 78	
												168	A	Idaho St.	41 55	
												168	H	Idaho St.	54 65	
												178	A	Southern Utah	66 82	
												178	H	Southern Utah	71 87	
												216	H	Portland St.	57 76	
												221	A	UTEP	51 70	
												224	A	Northern Colo.	65 60	
												224	H	Northern Colo.	65 69	
												300	A	UC Riverside	64 54	
												301	A	Eastern Wash.	53 63	
												302	H	Utah Valley	72 46	
												308	A	Sacramento St.	52 58	
												308	H	Sacramento St.	67 91	
												319	A	New Mexico St.	47 77	
LAST 10 Division I																
178	A	Southern Utah	66 82	308	A	Sacramento St.	52 58									
168	A	Idaho St.	41 55	224	H	Northern Colo.	65 69									
76	H	Montana St.	67 102	178	H	Southern Utah	71 87									
165	H	Montana	46 78	165	A	Montana	57 85									
161	A	Northern Ariz.	61 92	76	A	Montana St.	52 81									

Non-Div I Games:

Weber St.

Evansville

Through Games Of Feb. 22, 2020

Average RPI Win:	289	WON-LOST	WINNING	LAST 10	STRENGTH OF	OPP. STRENGTH	TEAM	ADJ.	CONF.	ADJ CONF.
Average RPI Loss:	141	RECORD	PCT. RANK	GAMES	SCHEDULE	OF SCHEDULE	RPI	RPI	RPI	RPI
DIV. I ONLY	2- 22	345	0-10	143	157	322	322	8	8	
DIV. I NON-CONF.	2- 8	295	0	339	340	346	346	7	7	
TOTALS	RPI 1-25	RPI 26-50	W-L RECORDS	RPI 51-100	RPI 101-150	RPI 150+				
2- 22	0- 2	0- 3	OVERALL	0- 4	0- 5	2- 8				
2- 8	0- 1	0- 1	HOME	0- 2	0- 2	2- 2				
0- 14	0- 1	0- 2	AWAY	0- 2	0- 3	0- 6				
0- 0	0- 0	0- 0	NEUTRAL	0- 0	0- 0	0- 0				
2- 8	0- 0	0- 0	NON-CONFERENCE	0- 0	0- 1	2- 7				
2- 2	0- 0	0- 0	HOME	0- 0	0- 0	2- 2				
0- 6	0- 0	0- 0	AWAY	0- 0	0- 1	0- 5				
0- 0	0- 0	0- 0	NEUTRAL	0- 0	0- 0	0- 0				
0- 14	0- 2	0- 3	CONFERENCE	0- 4	0- 4	0- 1				
0- 6	0- 1	0- 1	HOME	0- 2	0- 2	0- 0				
0- 8	0- 1	0- 2	AWAY	0- 2	0- 2	0- 1				
0- 0	0- 0	0- 0	NEUTRAL	0- 0	0- 0	0- 0				

RPI	S	Opponent	Score	RPI	S	Opponent	Score	RPI	S	Opponent	Score	RPI	S	Opponent	Score	Team's RPI: 322
9	A	Missouri St.	62 76	30	A	Drake	44 108	74	A	UNI	60 76	118	A	Southeast Mo. St.	60 83	
9	H	Missouri St.	55 81	30	H	Drake	51 66	74	H	UNI	49 67	144	A	Loyola Chicago	47 77	
				38	A	Bradley	51 82	83	A	Illinois St.	58 81	144	H	Loyola Chicago	61 71	
								95	H	Southern Ill.	57 70	148	A	Valparaiso	54 72	
												148	H	Valparaiso	66 88	
												177	A	Austin Peay	64 80	
												185	A	Illinois	44 59	
												196	A	Miami (OH)	64 72	
												214	H	Eastern Ill.	44 90	
												228	H	Murray St.	59 61	
												229	H	Marshall	66 62	
												279	A	Indiana St.	58 68	
												334	A	Purdue Fort Wayne	64 67	
												340	A	SIUE	74 85	
												348	H	Chicago St.	76 42	
LAST 10 Division I																
9	A	Missouri St.	62 76	279	A	Indiana St.	58 68									
74	H	UNI	49 67	9	H	Missouri St.	55 81									
30	H	Drake	51 66	95	H	Southern Ill.	57 70									
144	A	Loyola Chicago	47 77	30	A	Drake	44 108									
148	A	Valparaiso	54 72	74	A	UNI	60 76									

Non-Div I Games: Brescia 77 61

Evansville

Loss, Non-Conf, S Site, H Home A Away N Neutral

Hofstra

Through Games Of Feb. 22, 2020

Average RPI Win: 234	WON-LOST	WINNING	LAST 10	STRENGTH OF	OPP. STRENGTH	TEAM	ADJ.	CONF.	ADJ CONF.
Average RPI Loss: 173	RECORD	PCT. RANK	GAMES	SCHEDULE	OF SCHEDULE	RPI	RPI	RPI	RPI
DIV. I ONLY	3- 22	333	0-10	165	278	323	323	14	14
DIV. I NON-CONF.	3- 8	268	0	213	350	307	307	13	13
TOTALS	RPI 1-25	RPI 26-50	W-L RECORDS	RPI 51-100	RPI 101-150	RPI 150+			
3- 22	0- 0	0- 3	OVERALL	0- 1	1- 3	2- 15			
2- 10	0- 0	0- 1	HOME	0- 1	1- 1	1- 7			
1- 10	0- 0	0- 2	AWAY	0- 0	0- 2	1- 6			
0- 2	0- 0	0- 0	NEUTRAL	0- 0	0- 0	0- 2			
3- 8	0- 0	0- 0	NON-CONFERENCE	0- 1	1- 0	2- 7			
2- 3	0- 0	0- 0	HOME	0- 1	1- 0	1- 2			
1- 3	0- 0	0- 0	AWAY	0- 0	0- 0	1- 3			
0- 2	0- 0	0- 0	NEUTRAL	0- 0	0- 0	0- 2			
0- 14	0- 0	0- 3	CONFERENCE	0- 0	0- 3	0- 8			
0- 7	0- 0	0- 1	HOME	0- 0	0- 1	0- 5			
0- 7	0- 0	0- 2	AWAY	0- 0	0- 2	0- 3			
0- 0	0- 0	0- 0	NEUTRAL	0- 0	0- 0	0- 0			

RPI S	Opponent	Score	RPI S	Opponent	Score	RPI S	Opponent	Score	RPI S	Opponent	Score	Team's RPI: 323
39	A James Madison	50 92	54	H Stony Brook	38 81	109	H Campbell	58 55				
44	A Drexel	54 74				120	A William & Mary	42 71				
44	H Drexel	32 45				120	H William & Mary	53 66				
						130	A Northeastern	51 74				
						170	A Towson	71 84				
						170	H Towson	54 71				
						173	N Samford	45 65				
						176	A Delaware	59 80				
						176	H Delaware	67 77				
						179	A Elon	50 67				
						179	H Elon	56 69				
						191	H Cleveland St.	51 61				
						192	N Houston	44 54				
						240	A Fairfield	64 73				
						244	H Howard	64 73				
						245	H Morgan St.	51 39				
						253	H Col. of Charleston	60 63				
						274	H UNCW	59 62				
						310	A Sacred Heart	44 71				
						336	A LIU Brooklyn	46 85				
						347	A Hartford	43 41				
LAST 10 Division I												
170	H Towson	54 71	253	H Col. of Charleston	60 63							
120	A William & Mary	42 71	274	H UNCW	59 62							
179	A Elon	50 67	170	A Towson	71 84							
176	H Delaware	67 77	39	A James Madison	50 92							
44	H Drexel	32 45	179	H Elon	56 69							

Non-Div I Games:

Hofstra

Loss, Non-Conf, S Site, H Home A Away N Neutral

Saint Peter's

Through Games Of Feb. 22, 2020

Average RPI Win:	275	WON-LOST	WINNING	LAST 10	STRENGTH OF	OPP. STRENGTH	TEAM	ADJ.	CONF.	ADJ CONF.
Average RPI Loss:	232	RECORD	PCT. RANK	GAMES	SCHEDULE	OF SCHEDULE	RPI	RPI	RPI	RPI
DIV. I ONLY	8- 18	285	4-6	340	325	324	324	24	24	
DIV. I NON-CONF.	3- 6	235	0	342	347	325	325	25	25	
TOTALS	RPI 1-25	RPI 26-50	W-L RECORDS	RPI 51-100	RPI 101-150	RPI 150+				
8- 18	0- 0	0- 0	OVERALL	1- 2	0- 1	7- 15				
5- 7	0- 0	0- 0	HOME	1- 1	0- 1	4- 5				
3- 11	0- 0	0- 0	AWAY	0- 1	0- 0	3- 10				
0- 0	0- 0	0- 0	NEUTRAL	0- 0	0- 0	0- 0				
3- 6	0- 0	0- 0	NON-CONFERENCE	0- 0	0- 1	3- 5				
1- 2	0- 0	0- 0	HOME	0- 0	0- 1	1- 1				
2- 4	0- 0	0- 0	AWAY	0- 0	0- 0	2- 4				
0- 0	0- 0	0- 0	NEUTRAL	0- 0	0- 0	0- 0				
5- 12	0- 0	0- 0	CONFERENCE	1- 2	0- 0	4- 10				
4- 5	0- 0	0- 0	HOME	1- 1	0- 0	3- 4				
1- 7	0- 0	0- 0	AWAY	0- 1	0- 0	1- 6				
0- 0	0- 0	0- 0	NEUTRAL	0- 0	0- 0	0- 0				

RPI 1-25				RPI 26-50				RPI 51-100				RPI 101+				Team's RPI: 324	
RPI	S	Opponent	Score	RPI	S	Opponent	Score	RPI	S	Opponent	Score	RPI	S	Opponent	Score		
								64	A	Marist	76	96	128	H	Lehigh	71	80
								64	H	Marist	60	82	188	H	Quinnipiac	64	91
								90	H	Rider	67	56	206	A	Manhattan	64	68
													206	H	Manhattan	52	85
													226	A	Iona	59	69
													240	A	Fairfield	48	67
													240	H	Fairfield	66	63
													244	A	Howard	80	92
													245	H	Morgan St.	78	77
													264	A	Delaware St.	66	89
													275	A	Niagara	89	97
													275	H	Niagara	64	68
													277	A	Siena	64	71
													277	H	Siena	87	83
													287	A	Wagner	89	90
													299	A	Monmouth	57	59
													299	H	Monmouth	67	81
													317	H	Fairleigh Dickinson	71	77
													325	A	NJIT	73	76
													330	A	Coppin St.	82	57
													336	A	LIU Brooklyn	89	74
													339	A	Canisius	86	68
													339	H	Canisius	67	58
LAST 10 Division I																	
				277	A	Siena	64	71	299	A	Monmouth	57	59				
				64	H	Marist	60	82	90	H	Rider	67	56				
				240	H	Fairfield	66	63	206	A	Manhattan	64	68				
				339	H	Canisius	67	58	188	H	Quinnipiac	64	91				
				275	H	Niagara	64	68	339	A	Canisius	86	68				

Non-Div I Games:

Saint Peter's

■ Loss,
 ■ Non-Conf,
 ■ S Site,
 ■ Home
 ■ Away
 N Neutral

Average RPI Win: 279	WON-LOST	WINNING	LAST 10	STRENGTH OF	OPP. STRENGTH	TEAM	ADJ.	CONF.	ADJ CONF.
Average RPI Loss: 171	RECORD	PCT. RANK	GAMES	SCHEDULE	OF SCHEDULE	RPI	RPI	RPI	RPI
DIV. I ONLY	4- 22	325	1-9	220	225	325	325	16	16
DIV. I NON-CONF.	3- 10	282	0	286	331	320	320	14	14
TOTALS	RPI 1-25	RPI 26-50	W-L RECORDS	RPI 51-100	RPI 101-150	RPI 150+			
4- 22	0- 0	0- 2	OVERALL	0- 3	1- 4	3- 13			
3- 9	0- 0	0- 1	HOME	0- 2	1- 1	2- 5			
1- 13	0- 0	0- 1	AWAY	0- 1	0- 3	1- 8			
0- 0	0- 0	0- 0	NEUTRAL	0- 0	0- 0	0- 0			
3- 10	0- 0	0- 0	NON-CONFERENCE	0- 3	0- 1	3- 6			
2- 3	0- 0	0- 0	HOME	0- 2	0- 0	2- 1			
1- 7	0- 0	0- 0	AWAY	0- 1	0- 1	1- 5			
0- 0	0- 0	0- 0	NEUTRAL	0- 0	0- 0	0- 0			
1- 12	0- 0	0- 2	CONFERENCE	0- 0	1- 3	0- 7			
1- 6	0- 0	0- 1	HOME	0- 0	1- 1	0- 4			
0- 6	0- 0	0- 1	AWAY	0- 0	0- 2	0- 3			
0- 0	0- 0	0- 0	NEUTRAL	0- 0	0- 0	0- 0			

RPI 1-25				RPI 26-50				RPI 51-100				RPI 101+				Team's RPI: 325
RPI	S	Opponent	Score	RPI	S	Opponent	Score	RPI	S	Opponent	Score	RPI	S	Opponent	Score	
				33	A	FGCU	39 82	55	H	Penn	51 85	105	A	Liberty	48 66	
				33	H	FGCU	39 68	88	H	Colgate	52 79	105	H	Liberty	53 67	
								92	A	Colorado	57 80	125	A	Columbia	43 99	
												140	A	North Florida	48 71	
												140	H	North Florida	60 56	
												162	H	North Ala.	55 57	
												166	A	Binghamton	40 75	
												169	A	Jacksonville	67 88	
												169	H	Jacksonville	54 66	
												182	A	Cornell	44 68	
												217	A	Stetson	49 72	
												219	H	Kennesaw St.	64 77	
												252	A	Lipscomb	66 68	
												252	H	Lipscomb	57 65	
												287	A	Wagner	59 61	
												290	A	Air Force	48 68	
												296	A	Vermont	59 65	
												303	H	St. Francis Brooklyn	88 69	
												317	H	Fairleigh Dickinson	59 68	
												324	H	Saint Peter's	76 73	
												347	A	Hartford	61 52	
LAST 10 Division I																
				33	H	FGCU	39 68	162	H	North Ala.	55 57					
				252	A	Lipscomb	66 68	217	A	Stetson	49 72					
				105	A	Liberty	48 66	33	A	FGCU	39 82					
				140	H	North Florida	60 56	252	H	Lipscomb	57 65					
				169	H	Jacksonville	54 66	219	H	Kennesaw St.	64 77					

Non-Div I Games:

NJIT

Average RPI Win:	236	WON-LOST	WINNING	LAST 10	STRENGTH OF	OPP. STRENGTH	TEAM	ADJ.	CONF.	ADJ CONF.
Average RPI Loss:	193	RECORD	PCT. RANK	GAMES	SCHEDULE	OF SCHEDULE	RPI	RPI	RPI	RPI
DIV. I ONLY	3- 20	328	2-8	204	311	326	326	29	29	
DIV. I NON-CONF.	1- 10	329	0	72	159	283	283	29	29	
TOTALS	RPI 1-25	RPI 26-50	W-L RECORDS	RPI 51-100	RPI 101-150	RPI 150+				
3- 20	0- 0	0- 2	OVERALL	0- 2	1- 5	2- 11				
2- 8	0- 0	0- 0	HOME	0- 0	1- 3	1- 5				
1- 12	0- 0	0- 2	AWAY	0- 2	0- 2	1- 6				
0- 0	0- 0	0- 0	NEUTRAL	0- 0	0- 0	0- 0				
1- 10	0- 0	0- 2	NON-CONFERENCE	0- 2	1- 3	0- 3				
1- 3	0- 0	0- 0	HOME	0- 0	1- 1	0- 2				
0- 7	0- 0	0- 2	AWAY	0- 2	0- 2	0- 1				
0- 0	0- 0	0- 0	NEUTRAL	0- 0	0- 0	0- 0				
2- 10	0- 0	0- 0	CONFERENCE	0- 0	0- 2	2- 8				
1- 5	0- 0	0- 0	HOME	0- 0	0- 2	1- 3				
1- 5	0- 0	0- 0	AWAY	0- 0	0- 0	1- 5				
0- 0	0- 0	0- 0	NEUTRAL	0- 0	0- 0	0- 0				

RPI 1-25				RPI 26-50				RPI 51-100				RPI 101+				Team's RPI: 326
RPI	S	Opponent	Score	RPI	S	Opponent	Score	RPI	S	Opponent	Score	RPI	S	Opponent	Score	
				28	A	Old Dominion	39 48	51	A	Charlotte	44 64	112	H	Richmond	52 64	
				29	A	Virginia Tech	43 86	93	A	Syracuse	50 65	119	H	Bethune-Cookman	53 62	
												120	A	William & Mary	50 78	
												129	A	UNC Greensboro	48 86	
												149	H	Mt. St. Mary's	78 76	
												150	H	N.C. A&T	31 67	
												187	A	Norfolk St.	45 68	
												241	H	Georgetown	39 57	
												244	H	Howard	58 79	
												245	A	Morgan St.	71 61	
												245	H	Morgan St.	44 55	
												247	A	East Carolina	42 57	
												263	H	Longwood	62 71	
												264	A	Delaware St.	58 72	
												314	A	N.C. Central	70 78	
												314	H	N.C. Central	65 63	
												330	A	Coppin St.	63 66	
												342	H	Florida A&M	71 81	
												346	A	South Carolina St.	55 60	
LAST 10 Division I																
				314	A	N.C. Central	70 78	264	A	Delaware St.	58 72					
				342	H	Florida A&M	71 81	245	H	Morgan St.	44 55					
				119	H	Bethune-Cookman	53 62	346	A	South Carolina St.	55 60					
				330	A	Coppin St.	63 66	187	A	Norfolk St.	45 68					
				245	A	Morgan St.	71 61	314	H	N.C. Central	65 63					

Non-Div I Games: Greensboro 65 48 Wesley 75 29

UMES

Loss, Non-Conf, S Site, H Home A Away N Neutral

Average RPI Win:	337	WON-LOST	WINNING	LAST 10	STRENGTH OF	OPP. STRENGTH	TEAM	ADJ.	CONF.	ADJ CONF.
Average RPI Loss:	182	RECORD	PCT. RANK	GAMES	SCHEDULE	OF SCHEDULE	RPI	RPI	RPI	RPI
DIV. I ONLY	6- 17	302	2-8	313	290	327	327	25	25	
DIV. I NON-CONF.	3- 4	201	0	329	182	285	285	27	27	
TOTALS	RPI 1-25	RPI 26-50	W-L RECORDS	RPI 51-100	RPI 101-150	RPI 150+				
6- 17	0- 1	0- 0	OVERALL	0- 1	0- 4	6- 11				
5- 7	0- 0	0- 0	HOME	0- 0	0- 2	5- 5				
1- 10	0- 1	0- 0	AWAY	0- 1	0- 2	1- 6				
0- 0	0- 0	0- 0	NEUTRAL	0- 0	0- 0	0- 0				
3- 4	0- 1	0- 0	NON-CONFERENCE	0- 1	0- 0	3- 2				
3- 0	0- 0	0- 0	HOME	0- 0	0- 0	3- 0				
0- 4	0- 1	0- 0	AWAY	0- 1	0- 0	0- 2				
0- 0	0- 0	0- 0	NEUTRAL	0- 0	0- 0	0- 0				
3- 13	0- 0	0- 0	CONFERENCE	0- 0	0- 4	3- 9				
2- 7	0- 0	0- 0	HOME	0- 0	0- 2	2- 5				
1- 6	0- 0	0- 0	AWAY	0- 0	0- 2	1- 4				
0- 0	0- 0	0- 0	NEUTRAL	0- 0	0- 0	0- 0				

RPI 1-25				RPI 26-50				RPI 51-100				RPI 101+ Team's RPI: 327			
RPI	S	Opponent	Score	RPI	S	Opponent	Score	RPI	S	Opponent	Score	RPI	S	Opponent	Score
2	A	South Carolina	32 112					84	A	Georgia	53 67	109	A	Campbell	38 50
												109	H	Campbell	72 80
												143	A	Hampton	40 60
												143	H	Hampton	73 86
												169	A	Jacksonville	43 87
												183	A	High Point	46 85
												183	H	High Point	45 81
												193	A	Gardner-Webb	53 63
												200	H	Radford	41 57
												247	A	East Carolina	48 69
												248	A	UNC Asheville	45 53
												248	H	UNC Asheville	48 68
												263	H	Longwood	62 70
												272	H	Winthrop	38 52
												306	A	Presbyterian	42 55
												306	H	Presbyterian	70 60
												337	H	Western Caro.	70 62
												342	H	Florida A&M	74 61
												344	A	Charleston So.	71 64
												344	H	Charleston So.	70 53
												346	H	South Carolina St.	58 47
LAST 10 Division I															
248	A	UNC Asheville	45 53	109	H	Campbell	72 80								
143	H	Hampton	73 86	306	A	Presbyterian	42 55								
344	A	Charleston So.	71 64	200	H	Radford	41 57								
183	H	High Point	45 81	193	A	Gardner-Webb	53 63								
306	H	Presbyterian	70 60	143	A	Hampton	40 60								

Non-Div I Games: Mars Hill 89 31 UNKNOWN 71 49

USC Upstate

■ Loss,
 ■ Non-Conf,
 ■ S Site,
 ■ Home
 ■ A Away
 N Neutral

Average RPI Win: 336	WON-LOST	WINNING	LAST 10	STRENGTH OF	OPP. STRENGTH	TEAM	ADJ.	CONF.	ADJ CONF.
Average RPI Loss: 213	RECORD	PCT. RANK	GAMES	SCHEDULE	OF SCHEDULE	RPI	RPI	RPI	RPI
DIV. I ONLY	9- 15	248	5-5	351	343	328	328	32	32
DIV. I NON-CONF.	2- 8	295	0	340	237	336	336	31	31
TOTALS	RPI 1-25	RPI 26-50	W-L RECORDS	RPI 51-100	RPI 101-150	RPI 150+			
9- 15	0- 0	0- 0	OVERALL	0- 1	0- 2	9- 12			
5- 3	0- 0	0- 0	HOME	0- 0	0- 1	5- 2			
4- 10	0- 0	0- 0	AWAY	0- 1	0- 1	4- 8			
0- 2	0- 0	0- 0	NEUTRAL	0- 0	0- 0	0- 2			
2- 8	0- 0	0- 0	NON-CONFERENCE	0- 1	0- 1	2- 6			
1- 1	0- 0	0- 0	HOME	0- 0	0- 1	1- 0			
1- 5	0- 0	0- 0	AWAY	0- 1	0- 0	1- 4			
0- 2	0- 0	0- 0	NEUTRAL	0- 0	0- 0	0- 2			
7- 7	0- 0	0- 0	CONFERENCE	0- 0	0- 1	7- 6			
4- 2	0- 0	0- 0	HOME	0- 0	0- 0	4- 2			
3- 5	0- 0	0- 0	AWAY	0- 0	0- 1	3- 4			
0- 0	0- 0	0- 0	NEUTRAL	0- 0	0- 0	0- 0			

RPI 1-25			RPI 26-50			RPI 51-100			RPI 101+			Team's RPI: 328
RPI	S	Opponent	Score	RPI	S	Opponent	Score	RPI	S	Opponent	Score	
						97 A SFA	62 67	122 H UAB			65 86	
								142 A Texas Southern			70 105	
								153 A Jackson St.			66 76	
								153 H Jackson St.			67 83	
								189 A Memphis			51 57	
								221 A UTEP			47 92	
								223 N Clemson			46 77	
								242 A Southern U.			57 74	
								256 A Texas St.			59 67	
								259 A North Texas			31 67	
								260 A Alabama A&M			50 64	
								260 H Alabama A&M			67 74	
								278 N Ole Miss			55 73	
								298 A Prairie View			68 63	
								331 H Alabama St.			73 63	
								332 A Tennessee St.			62 57	
								335 A Ark.-Pine Bluff			77 75	
								335 H Ark.-Pine Bluff			57 54	
								342 H Florida A&M			58 42	
								345 A Grambling			59 70	
								345 H Grambling			80 54	
								351 A Mississippi Val.			81 67	
								351 H Mississippi Val.			63 60	
LAST 10 Division I												
260 A		Alabama A&M	50 64	242 A		Southern U.	57 74					
335 H		Ark.-Pine Bluff	57 54	331 H		Alabama St.	73 63					
351 H		Mississippi Val.	63 60	260 H		Alabama A&M	67 74					
345 A		Grambling	59 70	335 A		Ark.-Pine Bluff	77 75					
153 A		Jackson St.	66 76	351 A		Mississippi Val.	81 67					

Non-Div I Games: Tougaloo 85 61 Louisiana Col. 86 50

Alcorn

Loss, Non-Conf, S Site, H Home A Away N Neutral

Average RPI Win: 264	WON-LOST	WINNING	LAST 10	STRENGTH OF	OPP. STRENGTH	TEAM	ADJ.	CONF.	ADJ CONF.
Average RPI Loss: 187	RECORD	PCT. RANK	GAMES	SCHEDULE	OF SCHEDULE	RPI	RPI	RPI	RPI
DIV. I ONLY	5- 21	319	3-7	285	232	329	329	26	26
DIV. I NON-CONF.	2- 12	318	0	227	214	317	317	22	22
TOTALS	RPI 1-25	RPI 26-50	W-L RECORDS	RPI 51-100	RPI 101-150	RPI 150+			
5- 21	0- 0	0- 1	OVERALL	0- 3	0- 3	5- 14			
4- 7	0- 0	0- 1	HOME	0- 0	0- 0	4- 6			
1- 14	0- 0	0- 0	AWAY	0- 3	0- 3	1- 8			
0- 0	0- 0	0- 0	NEUTRAL	0- 0	0- 0	0- 0			
2- 12	0- 0	0- 1	NON-CONFERENCE	0- 3	0- 2	2- 6			
1- 5	0- 0	0- 1	HOME	0- 0	0- 0	1- 4			
1- 7	0- 0	0- 0	AWAY	0- 3	0- 2	1- 2			
0- 0	0- 0	0- 0	NEUTRAL	0- 0	0- 0	0- 0			
3- 9	0- 0	0- 0	CONFERENCE	0- 0	0- 1	3- 8			
3- 2	0- 0	0- 0	HOME	0- 0	0- 0	3- 2			
0- 7	0- 0	0- 0	AWAY	0- 0	0- 1	0- 6			
0- 0	0- 0	0- 0	NEUTRAL	0- 0	0- 0	0- 0			

RPI 1-25			RPI 26-50			RPI 51-100			RPI 101+			Team's RPI: 329			
RPI	S	Opponent	Score	RPI	S	Opponent	Score	RPI	S	Opponent	Score				
				32	H	Western Ky.	62 75	66	A	Yale	60 68	125	A	Columbia	48 77
								80	A	Alabama	56 111	129	A	UNC Greensboro	51 67
								84	A	Georgia	60 76	138	A	Florida	50 71
												169	H	Jacksonville	83 87
												173	A	Samford	64 72
												173	H	Samford	54 60
												193	H	Gardner-Webb	62 65
												195	A	Chattanooga	52 58
												195	H	Chattanooga	55 48
												211	A	Furman	49 62
												211	H	Furman	61 55
												219	A	Kennesaw St.	64 92
												223	H	Clemson	61 65
												237	A	Appalachian St.	68 77
												273	A	Wofford	49 77
												273	H	Wofford	54 53
												283	H	Eastern Ky.	60 61
												292	A	ETSU	54 56
												292	H	ETSU	66 72
												294	H	Ga. Southern	62 52
												337	A	Western Caro.	40 51
												346	A	South Carolina St.	66 55
LAST 10 Division I															
				292	A	ETSU	54 56	337	A	Western Caro.	40 51				
				195	A	Chattanooga	52 58	129	A	UNC Greensboro	51 67				
				173	H	Samford	54 60	195	H	Chattanooga	55 48				
				211	H	Furman	61 55	292	H	ETSU	66 72				
				273	H	Wofford	54 53	173	A	Samford	64 72				

Non-Div I Games: LaGrange 74 47

Mercer

Average RPI Win:	286	WON-LOST	WINNING	LAST 10	STRENGTH OF	OPP. STRENGTH	TEAM	ADJ.	CONF.	ADJ CONF.
Average RPI Loss:	195	RECORD	PCT. RANK	GAMES	SCHEDULE	OF SCHEDULE	RPI	RPI	RPI	RPI
DIV. I ONLY	3- 23	337	3-7	244	308	330	330	29	29	
DIV. I NON-CONF.	0- 12	338	0	112	177	318	318	29	29	
TOTALS	RPI 1-25	RPI 26-50	W-L RECORDS	RPI 51-100	RPI 101-150	RPI 150+				
3- 23	0- 0	0- 2	OVERALL	0- 4	0- 3	3- 14				
1- 9	0- 0	0- 0	HOME	0- 0	0- 1	1- 8				
2- 14	0- 0	0- 2	AWAY	0- 4	0- 2	2- 6				
0- 0	0- 0	0- 0	NEUTRAL	0- 0	0- 0	0- 0				
0- 12	0- 0	0- 2	NON-CONFERENCE	0- 4	0- 1	0- 5				
0- 2	0- 0	0- 0	HOME	0- 0	0- 0	0- 2				
0- 10	0- 0	0- 2	AWAY	0- 4	0- 1	0- 3				
0- 0	0- 0	0- 0	NEUTRAL	0- 0	0- 0	0- 0				
3- 11	0- 0	0- 0	CONFERENCE	0- 0	0- 2	3- 9				
1- 7	0- 0	0- 0	HOME	0- 0	0- 1	1- 6				
2- 4	0- 0	0- 0	AWAY	0- 0	0- 1	2- 3				
0- 0	0- 0	0- 0	NEUTRAL	0- 0	0- 0	0- 0				

RPI 1-25				RPI 26-50				RPI 51-100				RPI 101+				Team's RPI: 330
RPI	S	Opponent	Score	RPI	S	Opponent	Score	RPI	S	Opponent	Score	RPI	S	Opponent	Score	
				35	A	South Dakota	44 82	52	A	Dayton	48 78	119	A	Bethune-Cookman	51 82	
				45	A	Rutgers	33 107	57	A	West Virginia	47 82	139	A	George Washington	35 54	
								75	A	Cincinnati	40 86	150	H	N.C. A&T	38 84	
								78	A	South Dakota St.	41 94	172	A	La Salle	46 79	
												187	A	Norfolk St.	57 55	
												187	H	Norfolk St.	48 85	
												229	A	Marshall	47 60	
												244	A	Howard	52 64	
												244	H	Howard	54 66	
												245	H	Morgan St.	42 47	
												264	A	Delaware St.	55 72	
												264	H	Delaware St.	65 72	
												275	H	Niagara	67 82	
												284	A	UMBC	48 71	
												314	H	N.C. Central	44 58	
												324	H	Saint Peter's	57 82	
												326	H	UMES	66 63	
												342	A	Florida A&M	48 58	
												346	A	South Carolina St.	61 42	
												346	H	South Carolina St.	60 71	
LAST 10 Division I																
				264	H	Delaware St.	65 72	244	A	Howard	52 64					
				187	A	Norfolk St.	57 55	264	A	Delaware St.	55 72					
				346	A	South Carolina St.	61 42	244	H	Howard	54 66					
				326	H	UMES	66 63	245	H	Morgan St.	42 47					
				314	H	N.C. Central	44 58	150	H	N.C. A&T	38 84					

Non-Div I Games:

Coppin St.

■ Loss,
 ■ Non-Conf,
 ■ S Site,
 ■ Home
 ■ A Away
 N Neutral

Average RPI Win:	327	WON-LOST	WINNING	LAST 10	STRENGTH OF	OPP. STRENGTH	TEAM	ADJ.	CONF.	ADJ CONF.
Average RPI Loss:	195	RECORD	PCT. RANK	GAMES	SCHEDULE	OF SCHEDULE	RPI	RPI	RPI	RPI
DIV. I ONLY	5- 17	314	2-8	333	327	331	331	32	32	
DIV. I NON-CONF.	1- 8	322	0	124	45	298	298	31	31	
TOTALS	RPI 1-25	RPI 26-50	W-L RECORDS	RPI 51-100	RPI 101-150	RPI 150+				
5- 17	0- 2	0- 0	OVERALL	0- 1	0- 2	5- 12				
2- 7	0- 0	0- 0	HOME	0- 0	0- 1	2- 6				
3- 9	0- 2	0- 0	AWAY	0- 1	0- 1	3- 5				
0- 1	0- 0	0- 0	NEUTRAL	0- 0	0- 0	0- 1				
1- 8	0- 2	0- 0	NON-CONFERENCE	0- 1	0- 1	1- 4				
1- 2	0- 0	0- 0	HOME	0- 0	0- 0	1- 2				
0- 6	0- 2	0- 0	AWAY	0- 1	0- 1	0- 2				
0- 0	0- 0	0- 0	NEUTRAL	0- 0	0- 0	0- 0				
4- 9	0- 0	0- 0	CONFERENCE	0- 0	0- 1	4- 8				
1- 5	0- 0	0- 0	HOME	0- 0	0- 1	1- 4				
3- 3	0- 0	0- 0	AWAY	0- 0	0- 0	3- 3				
0- 1	0- 0	0- 0	NEUTRAL	0- 0	0- 0	0- 1				

RPI 1-25				RPI 26-50				RPI 51-100				RPI 101+ Team's RPI: 331			
RPI	S	Opponent	Score	RPI	S	Opponent	Score	RPI	S	Opponent	Score	RPI	S	Opponent	Score
2	A	South Carolina	43 103					67	A	South Fla.	29 80	137	A	Wisconsin	67 85
21	A	DePaul	76 105									142	H	Texas Southern	54 81
												153	A	Jackson St.	62 94
												162	H	North Ala.	60 81
												173	H	Samford	48 83
												223	A	Clemson	43 76
												242	A	Southern U.	47 69
												242	H	Southern U.	51 61
												255	H	Jacksonville St.	68 63
												260	H	Alabama A&M	55 56
												260	N	Alabama A&M	48 75
												278	A	Ole Miss	66 93
												298	H	Prairie View	59 62
												328	A	Alcorn	63 73
												335	A	Ark.-Pine Bluff	68 65
												335	H	Ark.-Pine Bluff	62 73
												345	A	Grambling	73 59
												351	A	Mississippi Val.	66 61
												351	H	Mississippi Val.	77 64
LAST 10 Division I															
242	H	Southern U.	51 61	298	H	Prairie View	59 62								
260	H	Alabama A&M	55 56	328	A	Alcorn	63 73								
335	A	Ark.-Pine Bluff	68 65	242	A	Southern U.	47 69								
351	A	Mississippi Val.	66 61	260	N	Alabama A&M	48 75								
142	H	Texas Southern	54 81	335	H	Ark.-Pine Bluff	62 73								

Non-Div I Games: Mobile 76 66 Paine 84 58

Alabama St.

■ Loss,
 ■ Non-Conf,
 ■ S Site,
 ■ Home
 ■ A Away
 N Neutral

Tennessee St.

Through Games Of Feb. 22, 2020

Average RPI Win:	256	WON-LOST	WINNING	LAST 10	STRENGTH OF	OPP. STRENGTH	TEAM	ADJ.	CONF.	ADJ CONF.
Average RPI Loss:	190	RECORD	PCT. RANK	GAMES	SCHEDULE	OF SCHEDULE	RPI	RPI	RPI	RPI
DIV. I ONLY	2- 22	345	2-8	202	287	332	332	20	20	
DIV. I NON-CONF.	0- 8	338	0	135	258	327	327	23	23	
TOTALS	RPI 1-25	RPI 26-50	W-L RECORDS	RPI 51-100	RPI 101-150	RPI 150+				
2- 22	0- 1	0- 1	OVERALL	0- 2	0- 3	2- 15				
1- 11	0- 0	0- 0	HOME	0- 0	0- 2	1- 9				
1- 11	0- 1	0- 1	AWAY	0- 2	0- 1	1- 6				
0- 0	0- 0	0- 0	NEUTRAL	0- 0	0- 0	0- 0				
0- 8	0- 1	0- 0	NON-CONFERENCE	0- 1	0- 2	0- 4				
0- 5	0- 0	0- 0	HOME	0- 0	0- 2	0- 3				
0- 3	0- 1	0- 0	AWAY	0- 1	0- 0	0- 1				
0- 0	0- 0	0- 0	NEUTRAL	0- 0	0- 0	0- 0				
2- 14	0- 0	0- 1	CONFERENCE	0- 1	0- 1	2- 11				
1- 6	0- 0	0- 0	HOME	0- 0	0- 0	1- 6				
1- 8	0- 0	0- 1	AWAY	0- 1	0- 1	1- 5				
0- 0	0- 0	0- 0	NEUTRAL	0- 0	0- 0	0- 0				

RPI 1-25				RPI 26-50				RPI 51-100				RPI 101+ Team's RPI: 332			
RPI	S	Opponent	Score	RPI	S	Opponent	Score	RPI	S	Opponent	Score	RPI	S	Opponent	Score
22	A	Arizona	42 77	47	A	UT Martin	71 88	58	A	Belmont	58 70	117	H	Vanderbilt	55 106
								61	A	Tennessee	43 73	118	A	Southeast Mo. St.	54 83
												125	H	Columbia	65 75
												162	H	North Ala.	63 88
												177	A	Austin Peay	58 76
												177	H	Austin Peay	55 87
												209	A	Tennessee Tech	47 88
												209	H	Tennessee Tech	69 81
												214	H	Eastern Ill.	52 73
												228	A	Murray St.	62 100
												228	H	Murray St.	96 81
												249	A	South Alabama	48 70
												252	H	Lipscomb	64 74
												255	A	Jacksonville St.	48 70
												276	A	Morehead St.	60 69
												276	H	Morehead St.	47 84
												283	A	Eastern Ky.	67 64
												283	H	Eastern Ky.	55 61
												328	H	Alcorn	57 62
												340	H	SIUE	63 76
LAST 10 Division I															
				276	A	Morehead St.	60 69					177	H	Austin Peay	55 87
				283	A	Eastern Ky.	67 64					209	A	Tennessee Tech	47 88
				209	H	Tennessee Tech	69 81					255	A	Jacksonville St.	48 70
				58	A	Belmont	58 70					228	A	Murray St.	62 100
				228	H	Murray St.	96 81					177	A	Austin Peay	58 76

Non-Div I Games: Wilberforce 83 65 Fisk 91 50

Tennessee St.

Loss, Non-Conf, S Site, H Home A Away N Neutral

Detroit Mercy

Through Games Of Feb. 22, 2020

Average RPI Win:	291	WON-LOST	WINNING	LAST 10	STRENGTH OF	OPP. STRENGTH	TEAM	ADJ.	CONF.	ADJ CONF.
Average RPI Loss:	178	RECORD	PCT. RANK	GAMES	SCHEDULE	OF SCHEDULE	RPI	RPI	RPI	RPI
DIV. I ONLY	3- 23	337	2-8	242	252	333	333	22	22	
DIV. I NON-CONF.	0- 11	338	0	174	239	331	331	19	19	
TOTALS	RPI 1-25	RPI 26-50	W-L RECORDS	RPI 51-100	RPI 101-150	RPI 150+				
3- 23	0- 0	0- 0	OVERALL	0- 4	0- 5	3- 14				
2- 10	0- 0	0- 0	HOME	0- 1	0- 3	2- 6				
1- 11	0- 0	0- 0	AWAY	0- 3	0- 2	1- 6				
0- 2	0- 0	0- 0	NEUTRAL	0- 0	0- 0	0- 2				
0- 11	0- 0	0- 0	NON-CONFERENCE	0- 2	0- 3	0- 6				
0- 5	0- 0	0- 0	HOME	0- 0	0- 2	0- 3				
0- 4	0- 0	0- 0	AWAY	0- 2	0- 1	0- 1				
0- 2	0- 0	0- 0	NEUTRAL	0- 0	0- 0	0- 2				
3- 12	0- 0	0- 0	CONFERENCE	0- 2	0- 2	3- 8				
2- 5	0- 0	0- 0	HOME	0- 1	0- 1	2- 3				
1- 7	0- 0	0- 0	AWAY	0- 1	0- 1	1- 5				
0- 0	0- 0	0- 0	NEUTRAL	0- 0	0- 0	0- 0				

RPI S	Opponent	Score	RPI S	Opponent	Score	RPI S	Opponent	Score	RPI S	Opponent	Score	Team's RPI: 333
						53	A IUPUI	45 82	144	H Loyola Chicago	60 89	
						53	H IUPUI	54 95	145	A Green Bay	45 72	
						71	A Michigan St.	52 110	145	H Green Bay	48 65	
						87	A Butler	60 82	147	A Western Mich.	67 82	
									148	H Valparaiso	58 77	
									151	H Akron	60 81	
									155	A Wright St.	61 67	
									157	H Eastern Mich.	70 84	
									175	H Toledo	64 82	
									184	A Northern Ky.	60 72	
									191	H Cleveland St.	70 59	
									209	N Tennessee Tech	47 69	
									230	A George Mason	62 75	
									236	A Youngstown St.	66 72	
									236	H Youngstown St.	47 62	
									239	A Milwaukee	51 76	
									239	H Milwaukee	48 63	
									286	A Oakland	60 65	
									286	H Oakland	57 71	
									310	N Sacred Heart	60 66	
									341	A UIC	70 62	
									341	H UIC	58 52	
LAST 10 Division I												
236	A	Youngstown St.	66	72	286	A	Oakland	60	65			
239	A	Milwaukee	51	76	184	A	Northern Ky.	60	72			
145	A	Green Bay	45	72	155	A	Wright St.	61	67			
341	H	UIC	58	52	236	H	Youngstown St.	47	62			
53	H	IUPUI	54	95	191	H	Cleveland St.	70	59			

Non-Div I Games:

Detroit Mercy

Loss, Non-Conf, S Site, H Home A Away N Neutral

Average RPI Win:	324	WON-LOST	WINNING	LAST 10	STRENGTH OF	OPP. STRENGTH	TEAM	ADJ.	CONF.	ADJ CONF.
Average RPI Loss:	176	RECORD	PCT. RANK	GAMES	SCHEDULE	OF SCHEDULE	RPI	RPI	RPI	RPI
DIV. I ONLY	3- 22	333	1-9	264	218	334	334	19	19	
DIV. I NON-CONF.	2- 9	304	0	284	272	332	332	18	18	
TOTALS	RPI 1-25	RPI 26-50	W-L RECORDS	RPI 51-100	RPI 101-150	RPI 150+				
3- 22	0- 0	0- 2	OVERALL	0- 4	0- 2	3- 14				
2- 9	0- 0	0- 1	HOME	0- 2	0- 1	2- 5				
1- 10	0- 0	0- 1	AWAY	0- 2	0- 0	1- 7				
0- 3	0- 0	0- 0	NEUTRAL	0- 0	0- 1	0- 2				
2- 9	0- 0	0- 0	NON-CONFERENCE	0- 2	0- 2	2- 5				
2- 2	0- 0	0- 0	HOME	0- 1	0- 1	2- 0				
0- 4	0- 0	0- 0	AWAY	0- 1	0- 0	0- 3				
0- 3	0- 0	0- 0	NEUTRAL	0- 0	0- 1	0- 2				
1- 13	0- 0	0- 2	CONFERENCE	0- 2	0- 0	1- 9				
0- 7	0- 0	0- 1	HOME	0- 1	0- 0	0- 5				
1- 6	0- 0	0- 1	AWAY	0- 1	0- 0	1- 4				
0- 0	0- 0	0- 0	NEUTRAL	0- 0	0- 0	0- 0				

RPI S	Opponent	Score	RPI S	Opponent	Score	RPI S	Opponent	Score	RPI S	Opponent	Score	Team's RPI: 334
			35 A	South Dakota	25 79	68 H	Ball St.	52 83	103 N	Kent St.	67 75	
			35 H	South Dakota	41 62	78 A	South Dakota St.	43 89	118 H	Southeast Mo. St.	48 58	
						78 H	South Dakota St.	69 100	151 A	Akron	53 64	
						87 A	Butler	58 85	152 N	Texas Tech	48 82	
									157 A	Eastern Mich.	40 64	
									197 A	Western Ill.	68 79	
									197 H	Western Ill.	74 83	
									215 H	Oral Roberts	73 79	
									218 A	North Dakota	85 91	
									218 H	North Dakota	49 63	
									250 A	Denver	57 83	
									282 A	North Dakota St.	53 74	
									282 H	North Dakota St.	44 58	
									299 N	Monmouth	46 60	
									309 A	Omaha	58 57	
									309 H	Omaha	51 65	
									322 H	Evansville	67 64	
									340 A	SIUE	53 57	
									341 H	UIC	61 50	
LAST 10 Division I												
309 H	Omaha	51 65	218 H	North Dakota	49 63							
78 A	South Dakota St.	43 89	282 H	North Dakota St.	44 58							
282 A	North Dakota St.	53 74	309 A	Omaha	58 57							
250 A	Denver	57 83	35 A	South Dakota	25 79							
197 H	Western Ill.	74 83	215 H	Oral Roberts	73 79							

Non-Div I Games: Heidelberg 82 55 Purdue Northwest 73 50

Purdue Fort Wayne

Loss, Non-Conf, S Site, H Home A Away N Neutral

Average RPI Win:	331	WON-LOST	WINNING	LAST 10	STRENGTH OF	OPP. STRENGTH	TEAM	ADJ.	CONF.	ADJ CONF.
Average RPI Loss:	203	RECORD	PCT. RANK	GAMES	SCHEDULE	OF SCHEDULE	RPI	RPI	RPI	RPI
DIV. I ONLY	4- 19	322	2-8	321	336	335	335	32	32	
DIV. I NON-CONF.	0- 9	338	0	137	77	321	321	31	31	
TOTALS	RPI 1-25	RPI 26-50	W-L RECORDS	RPI 51-100	RPI 101-150	RPI 150+				
4- 19	0- 0	0- 1	OVERALL	0- 2	0- 2	4- 14				
2- 5	0- 0	0- 0	HOME	0- 0	0- 0	2- 5				
2- 14	0- 0	0- 1	AWAY	0- 2	0- 2	2- 9				
0- 0	0- 0	0- 0	NEUTRAL	0- 0	0- 0	0- 0				
0- 9	0- 0	0- 1	NON-CONFERENCE	0- 2	0- 1	0- 5				
0- 0	0- 0	0- 0	HOME	0- 0	0- 0	0- 0				
0- 9	0- 0	0- 1	AWAY	0- 2	0- 1	0- 5				
0- 0	0- 0	0- 0	NEUTRAL	0- 0	0- 0	0- 0				
4- 10	0- 0	0- 0	CONFERENCE	0- 0	0- 1	4- 9				
2- 5	0- 0	0- 0	HOME	0- 0	0- 0	2- 5				
2- 5	0- 0	0- 0	AWAY	0- 0	0- 1	2- 4				
0- 0	0- 0	0- 0	NEUTRAL	0- 0	0- 0	0- 0				

RPI S	Opponent	Score	RPI S	Opponent	Score	RPI S	Opponent	Score	RPI S	Opponent	Score	Team's RPI: 335
43	A Iowa St.	40 90	61	A Tennessee	51 92	101	A Washington St.	56 85	142	A Texas Southern	77 78	
			73	A Coastal Caro.	69 76	152	A Texas Tech	55 81	153	H Jackson St.	44 56	
						163	A Wichita St.	50 100	185	A Illinois	50 65	
						239	A Milwaukee	55 69	242	A Southern U.	61 85	
						242	H Southern U.	43 70	260	A Alabama A&M	55 74	
						260	H Alabama A&M	52 65	262	A Arkansas St.	60 81	
						298	A Prairie View	51 61	298	H Prairie View	69 54	
						328	A Alcorn	54 57	328	H Alcorn	75 77	
						331	A Alabama St.	73 62	331	H Alabama St.	65 68	
						345	H Grambling	84 79	351	A Mississippi Val.	80 77	
LAST 10 Division I												
298	H Prairie View	69 54	153	H Jackson St.	44 56							
328	A Alcorn	54 57	345	H Grambling	84 79							
242	A Southern U.	61 85	142	A Texas Southern	77 78							
331	H Alabama St.	65 68	298	A Prairie View	51 61							
260	H Alabama A&M	52 65	328	H Alcorn	75 77							

Non-Div I Games: Philander Smith 66 54

Ark.-Pine Bluff

■ Loss,
 ■ Non-Conf,
 ■ S Site,
 ■ Home
 ■ A Away
 N Neutral

Average RPI Win:	289	WON-LOST	WINNING	LAST 10	STRENGTH OF	OPP. STRENGTH	TEAM	ADJ.	CONF.	ADJ CONF.
Average RPI Loss:	235	RECORD	PCT. RANK	GAMES	SCHEDULE	OF SCHEDULE	RPI	RPI	RPI	RPI
DIV. I ONLY	6- 19	309	3-7	300	349	336	336	30	30	
DIV. I NON-CONF.	1- 10	329	0	269	349	342	342	30	30	
TOTALS	RPI 1-25	RPI 26-50	W-L RECORDS	RPI 51-100	RPI 101-150	RPI 150+				
6- 19	0- 0	0- 0	OVERALL	0- 1	0- 3	6- 15				
5- 10	0- 0	0- 0	HOME	0- 1	0- 2	5- 7				
1- 9	0- 0	0- 0	AWAY	0- 0	0- 1	1- 8				
0- 0	0- 0	0- 0	NEUTRAL	0- 0	0- 0	0- 0				
1- 10	0- 0	0- 0	NON-CONFERENCE	0- 1	0- 0	1- 9				
1- 6	0- 0	0- 0	HOME	0- 1	0- 0	1- 5				
0- 4	0- 0	0- 0	AWAY	0- 0	0- 0	0- 4				
0- 0	0- 0	0- 0	NEUTRAL	0- 0	0- 0	0- 0				
5- 9	0- 0	0- 0	CONFERENCE	0- 0	0- 3	5- 6				
4- 4	0- 0	0- 0	HOME	0- 0	0- 2	4- 2				
1- 5	0- 0	0- 0	AWAY	0- 0	0- 1	1- 4				
0- 0	0- 0	0- 0	NEUTRAL	0- 0	0- 0	0- 0				

RPI S	Opponent	Score	RPI S	Opponent	Score	RPI S	Opponent	Score	RPI S	Opponent	Score	Team's RPI: 336
						54	H Stony Brook	49 80	131	H Robert Morris	59 70	
									149	A Mt. St. Mary's	57 75	
									149	H Mt. St. Mary's	57 77	
									174	A Lafayette	60 65	
									186	A Merrimack	68 60	
									186	H Merrimack	63 66	
									191	H Cleveland St.	49 79	
									207	A Rhode Island	56 79	
									233	A UMass Lowell	56 65	
									240	H Fairfield	51 53	
									251	H Saint Francis (PA)	71 53	
									287	A Wagner	61 63	
									295	A Army West Point	60 67	
									296	H Vermont	62 73	
									303	A St. Francis Brooklyn	63 88	
									303	H St. Francis Brooklyn	54 71	
									310	H Sacred Heart	66 63	
									314	H N.C. Central	59 61	
									317	A Fairleigh Dickinson	50 64	
									317	H Fairleigh Dickinson	68 63	
									318	A Bryant	53 57	
									323	H Hofstra	85 46	
									324	H Saint Peter's	74 89	
									349	H Central Conn. St.	63 61	
LAST 10 Division I												
			317	A Fairleigh Dickinson	50 64	186	A Merrimack	68 60				
			310	H Sacred Heart	66 63	251	H Saint Francis (PA)	71 53				
			303	H St. Francis Brooklyn	54 71	131	H Robert Morris	59 70				
			149	H Mt. St. Mary's	57 77	287	A Wagner	61 63				
			186	H Merrimack	63 66	318	A Bryant	53 57				

Non-Div I Games:

LIU Brooklyn

■ Loss,
 ■ Non-Conf,
 ■ S Site,
 ■ H Home
 ■ A Away
 N Neutral

Average RPI Win:	289	WON-LOST	WINNING	LAST 10	STRENGTH OF	OPP. STRENGTH	TEAM	ADJ.	CONF.	ADJ CONF.
Average RPI Loss:	203	RECORD	PCT. RANK	GAMES	SCHEDULE	OF SCHEDULE	RPI	RPI	RPI	RPI
DIV. I ONLY	3- 22	333	2-8	236	331	337	337	26	26	
DIV. I NON-CONF.	1- 12	335	0	168	345	329	329	22	22	
TOTALS	RPI 1-25	RPI 26-50	W-L RECORDS	RPI 51-100	RPI 101-150	RPI 150+				
3- 22	0- 0	0- 0	OVERALL	0- 1	0- 5	3- 16				
2- 12	0- 0	0- 0	HOME	0- 1	0- 2	2- 9				
1- 10	0- 0	0- 0	AWAY	0- 0	0- 3	1- 7				
0- 0	0- 0	0- 0	NEUTRAL	0- 0	0- 0	0- 0				
1- 12	0- 0	0- 0	NON-CONFERENCE	0- 1	0- 3	1- 8				
1- 6	0- 0	0- 0	HOME	0- 1	0- 1	1- 4				
0- 6	0- 0	0- 0	AWAY	0- 0	0- 2	0- 4				
0- 0	0- 0	0- 0	NEUTRAL	0- 0	0- 0	0- 0				
2- 10	0- 0	0- 0	CONFERENCE	0- 0	0- 2	2- 8				
1- 6	0- 0	0- 0	HOME	0- 0	0- 1	1- 5				
1- 4	0- 0	0- 0	AWAY	0- 0	0- 1	1- 3				
0- 0	0- 0	0- 0	NEUTRAL	0- 0	0- 0	0- 0				

RPI S	Opponent	Score	RPI S	Opponent	Score	RPI S	Opponent	Score	RPI S	Opponent	Score	Team's RPI: 337
						73	H Coastal Caro.	43 66	106	A North Carolina	55 92	
									109	H Campbell	40 61	
									126	A Davidson	51 101	
									129	A UNC Greensboro	43 54	
									129	H UNC Greensboro	61 72	
									173	H Samford	50 62	
									179	A Elon	24 68	
									191	H Cleveland St.	61 68	
									193	A Gardner-Webb	62 88	
									195	A Chattanooga	61 53	
									195	H Chattanooga	52 59	
									209	H Tennessee Tech	58 62	
									211	A Furman	53 69	
									211	H Furman	59 69	
									248	H UNC Asheville	47 64	
									253	A Col. of Charleston	62 73	
									272	H Winthrop	60 63	
									273	A Wofford	63 76	
									273	H Wofford	58 65	
									292	A ETSU	49 76	
									292	H ETSU	57 62	
									327	A USC Upstate	62 70	
									329	H Mercer	51 40	
									344	H Charleston So.	69 64	
LAST 10 Division I												
			273	H Wofford	58 65	329	H Mercer	51 40				
			211	H Furman	59 69	173	H Samford	50 62				
			129	H UNC Greensboro	61 72	211	A Furman	53 69				
			195	A Chattanooga	61 53	273	A Wofford	63 76				
			292	A ETSU	49 76	129	A UNC Greensboro	43 54				

Non-Div I Games: Southern Wesleyan 70 37 UVa-Wise 64 55

Western Caro.

Loss, Non-Conf, S Site, H Home A Away N Neutral

Average RPI Win:	317	WON-LOST	WINNING	LAST 10	STRENGTH OF	OPP. STRENGTH	TEAM	ADJ.	CONF.	ADJ CONF.
Average RPI Loss:	190	RECORD	PCT. RANK	GAMES	SCHEDULE	OF SCHEDULE	RPI	RPI	RPI	RPI
DIV. I ONLY	5- 17	314	3-7	324	289	338	338	23	23	
DIV. I NON-CONF.	1- 5	313	0	231	280	324	324	24	24	
TOTALS	RPI 1-25	RPI 26-50	W-L RECORDS	RPI 51-100	RPI 101-150	RPI 150+				
5- 17	0- 0	0- 2	OVERALL	0- 2	0- 1	5- 12				
4- 7	0- 0	0- 0	HOME	0- 1	0- 0	4- 6				
1- 10	0- 0	0- 2	AWAY	0- 1	0- 1	1- 6				
0- 0	0- 0	0- 0	NEUTRAL	0- 0	0- 0	0- 0				
1- 5	0- 0	0- 2	NON-CONFERENCE	0- 0	0- 0	1- 3				
1- 1	0- 0	0- 0	HOME	0- 0	0- 0	1- 1				
0- 4	0- 0	0- 2	AWAY	0- 0	0- 0	0- 2				
0- 0	0- 0	0- 0	NEUTRAL	0- 0	0- 0	0- 0				
4- 12	0- 0	0- 0	CONFERENCE	0- 2	0- 1	4- 9				
3- 6	0- 0	0- 0	HOME	0- 1	0- 0	3- 5				
1- 6	0- 0	0- 0	AWAY	0- 1	0- 1	1- 4				
0- 0	0- 0	0- 0	NEUTRAL	0- 0	0- 0	0- 0				

RPI 1-25				RPI 26-50				RPI 51-100				RPI 101+ Team's RPI: 338			
RPI	S	Opponent	Score	RPI	S	Opponent	Score	RPI	S	Opponent	Score	RPI	S	Opponent	Score
				34	A	Arkansas	39 99	97	A	SFA	40 89	113	A	Abilene Christian	69 84
				48	A	Texas	49 91	99	H	A&M-Corpus Christi	59 72	152	A	Texas Tech	49 79
												153	H	Jackson St.	49 66
												154	H	Sam Houston St.	69 79
												156	H	New Orleans	63 77
												234	H	Southeastern La.	56 72
												243	H	Central Ark.	44 51
												260	A	Incarnate Word	39 76
												260	H	Incarnate Word	67 69
												267	A	Nicholls St.	66 73
												267	H	Nicholls St.	58 54
												271	A	Lamar University	58 61
												316	A	Houston Baptist	54 46
												316	H	Houston Baptist	69 60
												343	A	McNeese	51 61
												343	H	McNeese	70 60
												345	H	Grambling	65 61
												350	A	La.-Monroe	54 63
LAST 10 Division I															
				267	A	Nicholls St.	66 73	243	H	Central Ark.	44 51				
				343	H	McNeese	70 60	156	H	New Orleans	63 77				
				260	A	Incarnate Word	39 76	234	H	Southeastern La.	56 72				
				316	A	Houston Baptist	54 46	97	A	SFA	40 89				
				113	A	Abilene Christian	69 84	267	H	Nicholls St.	58 54				

Non-Div I Games: LeTourneau 91 61 LSU-Shreveport 63 68 Central Baptist 61 59

Northwestern St.

Average RPI Win:	283	WON-LOST	WINNING	LAST 10	STRENGTH OF	OPP. STRENGTH	TEAM	ADJ.	CONF.	ADJ CONF.
Average RPI Loss:	213	RECORD	PCT. RANK	GAMES	SCHEDULE	OF SCHEDULE	RPI	RPI	RPI	RPI
DIV. I ONLY	4- 21	324	2-8	298	293	339	339	24	24	
DIV. I NON-CONF.	1- 8	322	0	310	290	344	344	25	25	
TOTALS	RPI 1-25	RPI 26-50	W-L RECORDS	RPI 51-100	RPI 101-150	RPI 150+				
4- 21	0- 0	0- 0	OVERALL	0- 4	0- 1	4- 16				
3- 8	0- 0	0- 0	HOME	0- 3	0- 0	3- 5				
1- 12	0- 0	0- 0	AWAY	0- 1	0- 1	1- 10				
0- 1	0- 0	0- 0	NEUTRAL	0- 0	0- 0	0- 1				
1- 8	0- 0	0- 0	NON-CONFERENCE	0- 1	0- 1	1- 6				
1- 2	0- 0	0- 0	HOME	0- 1	0- 0	1- 1				
0- 5	0- 0	0- 0	AWAY	0- 0	0- 1	0- 4				
0- 1	0- 0	0- 0	NEUTRAL	0- 0	0- 0	0- 1				
3- 13	0- 0	0- 0	CONFERENCE	0- 3	0- 0	3- 10				
2- 6	0- 0	0- 0	HOME	0- 2	0- 0	2- 4				
1- 7	0- 0	0- 0	AWAY	0- 1	0- 0	1- 6				
0- 0	0- 0	0- 0	NEUTRAL	0- 0	0- 0	0- 0				

RPI S	Opponent	Score	RPI S	Opponent	Score	RPI S	Opponent	Score	RPI S	Opponent	Score	Team's RPI: 339
						64	A Marist	72 86	141	A Buffalo	55 71	
						64	H Marist	59 90	175	A Toledo	65 83	
						88	H Colgate	69 90	188	A Quinnipiac	71 74	
						90	H Rider	57 70	206	A Manhattan	50 68	
									206	H Manhattan	56 63	
									217	A Stetson	52 68	
									226	H Iona	57 60	
									236	A Youngstown St.	59 87	
									237	N Appalachian St.	57 74	
									240	A Fairfield	70 72	
									240	H Fairfield	70 63	
									275	A Niagara	62 81	
									277	A Siena	43 72	
									277	H Siena	63 68	
									293	H St. Bonaventure	84 82	
									296	A Vermont	53 76	
									299	A Monmouth	71 62	
									299	H Monmouth	54 53	
									320	H Albany (NY)	53 70	
									324	A Saint Peter's	58 67	
									324	H Saint Peter's	68 86	
LAST 10 Division I												
			299	H Monmouth	54 53		226	H Iona	57 60			
			206	H Manhattan	56 63		277	A Siena	43 72			
			324	A Saint Peter's	58 67		275	A Niagara	62 81			
			64	A Marist	72 86		324	H Saint Peter's	68 86			
			240	H Fairfield	70 63		90	H Rider	57 70			

Non-Div I Games:

Canisius

S
I
U
ES
I
U
E

65 70

SIUE

Page 340

UIC				STRENGTH OF SCHEDULE	OPP. STRENGTH OF SCHEDULE	TEAM RPI	ADJ. RPI	CONF. RPI	ADJ CONF. RPI
Average RPI Win:	290	WON-LOST RECORD	WINNING PCT. RANK						
Average RPI Loss:	189		LAST 10 GAMES						
DIV. I ONLY	3- 24	343	1-9	287	260	341	341	22	22
DIV. I NON-CONF.	1- 10	329	0	300	210	334	334	19	19

TOTALS	RPI 1-25	RPI 26-50	W-L RECORDS	RPI 51-100	RPI 101-150	RPI 150+			
3- 24	0- 1	0- 0	OVERALL	0- 2	0- 5	3- 16			
2- 11	0- 1	0- 0	HOME	0- 1	0- 2	2- 7			
1- 13	0- 0	0- 0	AWAY	0- 1	0- 3	1- 9			
0- 0	0- 0	0- 0	NEUTRAL	0- 0	0- 0	0- 0			
1- 10	0- 1	0- 0	NON-CONFERENCE	0- 1	0- 3	1- 5			
0- 5	0- 1	0- 0	HOME	0- 0	0- 1	0- 3			
1- 5	0- 0	0- 0	AWAY	0- 1	0- 2	1- 2			
0- 0	0- 0	0- 0	NEUTRAL	0- 0	0- 0	0- 0			
2- 14	0- 0	0- 0	CONFERENCE	0- 1	0- 2	2- 11			
2- 6	0- 0	0- 0	HOME	0- 1	0- 1	2- 4			
0- 8	0- 0	0- 0	AWAY	0- 0	0- 1	0- 7			
0- 0	0- 0	0- 0	NEUTRAL	0- 0	0- 0	0- 0			

RPI 1-25				RPI 26-50				RPI 51-100				RPI 101+ Team's RPI: 341			
RPI	S	Opponent	Score	RPI	S	Opponent	Score	RPI	S	Opponent	Score	RPI	S	Opponent	Score
25	H	Florida St.	42 86					53	H	IUPUI	49 88	121	A	Kansas	50 91
								94	A	Kansas St.	40 84	145	A	Green Bay	36 73
												145	H	Green Bay	49 75
												147	H	Western Mich.	52 80
												148	A	Valparaiso	37 63
												155	A	Wright St.	55 79
												155	H	Wright St.	43 58
												157	H	Eastern Mich.	59 68
												184	A	Northern Ky.	35 78
												184	H	Northern Ky.	46 88
												191	A	Cleveland St.	44 84
												191	H	Cleveland St.	43 83
												196	A	Miami (OH)	35 85
												214	H	Eastern Ill.	45 80
												236	A	Youngstown St.	65 77
												236	H	Youngstown St.	59 53
												239	A	Milwaukee	55 71
												279	H	Indiana St.	40 61
												286	A	Oakland	46 63
												286	H	Oakland	70 64
												333	A	Detroit Mercy	52 58
												333	H	Detroit Mercy	62 70
												334	A	Purdue Fort Wayne	50 61
												348	A	Chicago St.	73 61

								LAST 10 Division I							
145	H	Green Bay	49 75	191	H	Cleveland St.	43 83	145	A	Green Bay	36 73	239	A	Milwaukee	55 71
155	A	Wright St.	55 79	236	H	Youngstown St.	59 53								
184	A	Northern Ky.	35 78	53	H	IUPUI	49 88								
333	A	Detroit Mercy	52 58												
286	A	Oakland	46 63												

Non-Div I Games:

UIC

Average RPI Win:	334	WON-LOST	WINNING	LAST 10	STRENGTH OF	OPP. STRENGTH	TEAM	ADJ.	CONF.	ADJ CONF.
Average RPI Loss:	221	RECORD	PCT. RANK	GAMES	SCHEDULE	OF SCHEDULE	RPI	RPI	RPI	RPI
DIV. I ONLY	3- 20	328	2-8	308	350	342	342	29	29	
DIV. I NON-CONF.	0- 9	338	0	281	348	349	349	29	29	
TOTALS	RPI 1-25	RPI 26-50	W-L RECORDS	RPI 51-100	RPI 101-150	RPI 150+				
3- 20	0- 0	0- 1	OVERALL	0- 0	0- 4	3- 15				
1- 8	0- 0	0- 0	HOME	0- 0	0- 2	1- 6				
2- 12	0- 0	0- 1	AWAY	0- 0	0- 2	2- 9				
0- 0	0- 0	0- 0	NEUTRAL	0- 0	0- 0	0- 0				
0- 9	0- 0	0- 1	NON-CONFERENCE	0- 0	0- 1	0- 7				
0- 2	0- 0	0- 0	HOME	0- 0	0- 0	0- 2				
0- 7	0- 0	0- 1	AWAY	0- 0	0- 1	0- 5				
0- 0	0- 0	0- 0	NEUTRAL	0- 0	0- 0	0- 0				
3- 11	0- 0	0- 0	CONFERENCE	0- 0	0- 3	3- 8				
1- 6	0- 0	0- 0	HOME	0- 0	0- 2	1- 4				
2- 5	0- 0	0- 0	AWAY	0- 0	0- 1	2- 4				
0- 0	0- 0	0- 0	NEUTRAL	0- 0	0- 0	0- 0				

RPI 1-25			RPI 26-50			RPI 51-100			RPI 101+ Team's RPI: 342		
RPI	S	Opponent	Score	RPI	S	Opponent	Score	RPI	S	Opponent	Score
				26	A	LSU	45 73	119	H	Bethune-Cookman	57 78
								138	A	Florida	40 84
								150	A	N.C. A&T	44 71
								150	H	N.C. A&T	49 66
								152	A	Texas Tech	60 98
								169	H	Jacksonville	54 88
								187	A	Norfolk St.	51 59
								187	H	Norfolk St.	62 69
								244	A	Howard	58 72
								244	H	Howard	56 82
								245	H	Morgan St.	47 59
								255	A	Jacksonville St.	67 72
								260	H	Alabama A&M	53 77
								264	A	Delaware St.	53 61
								314	A	N.C. Central	57 66
								314	H	N.C. Central	70 71
								326	A	UMES	81 71
								327	A	USC Upstate	61 74
								328	A	Alcorn	42 58
								330	H	Coppin St.	58 48
								346	A	South Carolina St.	44 39
								351	A	Mississippi Val.	70 71
LAST 10 Division I											
				187	H	Norfolk St.	62 69	119	H	Bethune-Cookman	57 78
				326	A	UMES	81 71	187	A	Norfolk St.	51 59
				264	A	Delaware St.	53 61	244	A	Howard	58 72
				150	H	N.C. A&T	49 66	314	H	N.C. Central	70 71
				244	H	Howard	56 82	346	A	South Carolina St.	44 39

Non-Div I Games: Johnson (FL) 102 40 Trinity Baptist 103 54

Florida A&M

■ Loss,
 ■ Non-Conf,
 ■ S Site,
 ■ Home
 ■ A Away
 N Neutral

Average RPI Win: 335	WON-LOST	WINNING	LAST 10	STRENGTH OF	OPP. STRENGTH	TEAM	ADJ.	CONF.	ADJ CONF.
Average RPI Loss: 190	RECORD	PCT. RANK	GAMES	SCHEDULE	OF SCHEDULE	RPI	RPI	RPI	RPI
DIV. I ONLY	3- 20	328	1-9	268	302	343	343	23	23
DIV. I NON-CONF.	1- 6	318	0	142	306	309	309	24	24
TOTALS	RPI 1-25	RPI 26-50	W-L RECORDS	RPI 51-100	RPI 101-150	RPI 150+			
3- 20	0- 0	0- 1	OVERALL	0- 3	0- 2	3- 14			
3- 8	0- 0	0- 0	HOME	0- 2	0- 1	3- 5			
0- 12	0- 0	0- 1	AWAY	0- 1	0- 1	0- 9			
0- 0	0- 0	0- 0	NEUTRAL	0- 0	0- 0	0- 0			
1- 6	0- 0	0- 1	NON-CONFERENCE	0- 1	0- 1	1- 3			
1- 1	0- 0	0- 0	HOME	0- 1	0- 0	1- 0			
0- 5	0- 0	0- 1	AWAY	0- 0	0- 1	0- 3			
0- 0	0- 0	0- 0	NEUTRAL	0- 0	0- 0	0- 0			
2- 14	0- 0	0- 0	CONFERENCE	0- 2	0- 1	2- 11			
2- 7	0- 0	0- 0	HOME	0- 1	0- 1	2- 5			
0- 7	0- 0	0- 0	AWAY	0- 1	0- 0	0- 6			
0- 0	0- 0	0- 0	NEUTRAL	0- 0	0- 0	0- 0			

RPI S	Opponent	Score	RPI S	Opponent	Score	RPI S	Opponent	Score	RPI S	Opponent	Score	Team's RPI: 343
34	A Arkansas	58 101	65	H Rice	50 81	113	H Abilene Christian	73 90	122	A UAB	70 97	
			97	A SFA	51 82	154	A Sam Houston St.	59 92	156	A New Orleans	59 78	
			99	H A&M-Corpus Christi	59 73	156	H New Orleans	59 85	204	A Louisiana	55 75	
						220	A SMU	60 81	234	H Southeastern La.	67 74	
						243	A Central Ark.	49 70	243	H Central Ark.	57 70	
						260	A Incarnate Word	56 73	260	H Incarnate Word	71 72	
						267	A Nicholls St.	63 79	270	A Louisiana Tech	54 79	
						271	H Lamar University	69 87	316	H Houston Baptist	88 72	
						338	A Northwestern St.	60 70	338	H Northwestern St.	61 51	
						350	H La.-Monroe	72 69				
LAST 10 Division I												
156	H New Orleans	59 85	271	H Lamar University	69 87							
260	H Incarnate Word	71 72	267	A Nicholls St.	63 79							
338	A Northwestern St.	60 70	316	H Houston Baptist	88 72							
243	A Central Ark.	49 70	234	H Southeastern La.	67 74							
99	H A&M-Corpus Christi	59 73	156	A New Orleans	59 78							

Non-Div I Games: Centenary (LA) 116 37 LSU-Shreveport 81 77

McNeese

Loss, Non-Conf, S Site, H Home A Away N Neutral

Charleston So.

Through Games Of Feb. 22, 2020

Average RPI Win:	248	WON-LOST	WINNING	LAST 10	STRENGTH OF	OPP. STRENGTH	TEAM	ADJ.	CONF.	ADJ CONF.
Average RPI Loss:	224	RECORD	PCT. RANK	GAMES	SCHEDULE	OF SCHEDULE	RPI	RPI	RPI	RPI
DIV. I ONLY	2- 21	344	1-9	275	338	344	344	25	25	
DIV. I NON-CONF.	0- 7	338	0	241	329	343	343	27	27	
TOTALS	RPI 1-25	RPI 26-50	W-L RECORDS	RPI 51-100	RPI 101-150	RPI 150+				
2- 21	0- 1	0- 0	OVERALL	0- 0	0- 4	2- 16				
1- 11	0- 0	0- 0	HOME	0- 0	0- 2	1- 9				
1- 10	0- 1	0- 0	AWAY	0- 0	0- 2	1- 7				
0- 0	0- 0	0- 0	NEUTRAL	0- 0	0- 0	0- 0				
0- 7	0- 1	0- 0	NON-CONFERENCE	0- 0	0- 2	0- 4				
0- 4	0- 0	0- 0	HOME	0- 0	0- 1	0- 3				
0- 3	0- 1	0- 0	AWAY	0- 0	0- 1	0- 1				
0- 0	0- 0	0- 0	NEUTRAL	0- 0	0- 0	0- 0				
2- 14	0- 0	0- 0	CONFERENCE	0- 0	0- 2	2- 12				
1- 7	0- 0	0- 0	HOME	0- 0	0- 1	1- 6				
1- 7	0- 0	0- 0	AWAY	0- 0	0- 1	1- 6				
0- 0	0- 0	0- 0	NEUTRAL	0- 0	0- 0	0- 0				

RPI	S	Opponent	Score	RPI	S	Opponent	Score	RPI	S	Opponent	Score	RPI	S	Opponent	Score	Team's RPI: 344
25	A	Florida St.	36 88									106	A	North Carolina	54 85	
												109	A	Campbell	36 61	
												119	H	Bethune-Cookman	41 81	
												143	H	Hampton	59 64	
												183	H	High Point	70 84	
												193	A	Gardner-Webb	45 67	
												193	H	Gardner-Webb	52 79	
												200	A	Radford	35 72	
												200	H	Radford	40 64	
												218	H	North Dakota	57 73	
												248	A	UNC Asheville	60 48	
												248	H	UNC Asheville	56 54	
												253	H	Col. of Charleston	70 79	
												263	A	Longwood	64 84	
												272	A	Winthrop	46 56	
												272	H	Winthrop	53 58	
												306	A	Presbyterian	53 76	
												306	H	Presbyterian	46 67	
												327	A	USC Upstate	53 70	
												327	H	USC Upstate	64 71	
												337	A	Western Caro.	64 69	
												346	H	South Carolina St.	75 81	
LAST 10 Division I																
248	H	UNC Asheville	56 54	193	A	Gardner-Webb	45 67									
306	A	Presbyterian	53 76	306	H	Presbyterian	46 67									
327	H	USC Upstate	64 71	272	H	Winthrop	53 58									
200	H	Radford	40 64	109	A	Campbell	36 61									
272	A	Winthrop	46 56	143	H	Hampton	59 64									

Non-Div I Games: Columbia (SC) 76 59 Virginia-Lynchburg 92 55

Charleston So.

Loss, Non-Conf, S Site, H Home A Away N Neutral

Average RPI Win: 294	WON-LOST	WINNING	LAST 10	STRENGTH OF	OPP. STRENGTH	TEAM	ADJ.	CONF.	ADJ CONF.
Average RPI Loss: 210	RECORD	PCT. RANK	GAMES	SCHEDULE	OF SCHEDULE	RPI	RPI	RPI	RPI
DIV. I ONLY	2- 22	345	1-9	262	345	345	345	32	32
DIV. I NON-CONF.	0- 10	338	0	94	216	315	315	31	31
TOTALS	RPI 1-25	RPI 26-50	W-L RECORDS	RPI 51-100	RPI 101-150	RPI 150+			
2- 22	0- 2	0- 0	OVERALL	0- 1	0- 4	2- 15			
2- 7	0- 0	0- 0	HOME	0- 0	0- 3	2- 4			
0- 14	0- 2	0- 0	AWAY	0- 1	0- 1	0- 10			
0- 1	0- 0	0- 0	NEUTRAL	0- 0	0- 0	0- 1			
0- 10	0- 2	0- 0	NON-CONFERENCE	0- 1	0- 2	0- 5			
0- 2	0- 0	0- 0	HOME	0- 0	0- 2	0- 0			
0- 7	0- 2	0- 0	AWAY	0- 1	0- 0	0- 4			
0- 1	0- 0	0- 0	NEUTRAL	0- 0	0- 0	0- 1			
2- 12	0- 0	0- 0	CONFERENCE	0- 0	0- 2	2- 10			
2- 5	0- 0	0- 0	HOME	0- 0	0- 1	2- 4			
0- 7	0- 0	0- 0	AWAY	0- 0	0- 1	0- 6			
0- 0	0- 0	0- 0	NEUTRAL	0- 0	0- 0	0- 0			

RPI 1-25				RPI 26-50				RPI 51-100				RPI 101+ Team's RPI: 345			
RPI	S	Opponent	Score	RPI	S	Opponent	Score	RPI	S	Opponent	Score	RPI	S	Opponent	Score
5	A	Baylor	46 120					79	A	Georgia Tech	42 89	107	H	UT Arlington	54 88
24	A	Kentucky	35 81									138	H	Florida	65 72
												142	A	Texas Southern	62 85
												142	H	Texas Southern	85 89
												153	A	Jackson St.	46 61
												153	H	Jackson St.	59 82
												163	A	Wichita St.	65 77
												166	N	Binghamton	67 88
												242	A	Southern U.	57 81
												242	H	Southern U.	51 70
												260	H	Alabama A&M	69 59
												270	A	Louisiana Tech	66 70
												298	A	Prairie View	58 65
												298	H	Prairie View	54 67
												305	A	FIU	55 56
												328	A	Alcorn	54 80
												328	H	Alcorn	70 59
												331	H	Alabama St.	59 73
												335	A	Ark.-Pine Bluff	79 84
												338	A	Northwestern St.	61 65
												351	A	Mississippi Val.	57 68
LAST 10 Division I															
				153	H	Jackson St.	59 82					351	A	Mississippi Val.	57 68
				142	A	Texas Southern	62 85					335	A	Ark.-Pine Bluff	79 84
				298	A	Prairie View	58 65					153	A	Jackson St.	46 61
				328	H	Alcorn	70 59					142	H	Texas Southern	85 89
				242	H	Southern U.	51 70					298	H	Prairie View	54 67

Non-Div I Games: Centenary (LA) 106 42

Grambling

■ Loss,
 ■ Non-Conf,
 ■ S Site,
 ■ Home
 ■ A Away
 N Neutral

Average RPI Win:	333	WON-LOST	WINNING	LAST 10	STRENGTH OF	OPP. STRENGTH	TEAM	ADJ.	CONF.	ADJ CONF.
Average RPI Loss:	238	RECORD	PCT. RANK	GAMES	SCHEDULE	OF SCHEDULE	RPI	RPI	RPI	RPI
DIV. I ONLY	3- 23	337	1-9	342	347	346	346	29	29	
DIV. I NON-CONF.	1- 12	335	0	321	346	347	347	29	29	
TOTALS	RPI 1-25	RPI 26-50	W-L RECORDS	RPI 51-100	RPI 101-150	RPI 150+				
3- 23	0- 0	0- 0	OVERALL	0- 1	0- 3	3- 19				
1- 10	0- 0	0- 0	HOME	0- 0	0- 1	1- 9				
2- 12	0- 0	0- 0	AWAY	0- 1	0- 2	2- 9				
0- 1	0- 0	0- 0	NEUTRAL	0- 0	0- 0	0- 1				
1- 12	0- 0	0- 0	NON-CONFERENCE	0- 1	0- 0	1- 11				
0- 5	0- 0	0- 0	HOME	0- 0	0- 0	0- 5				
1- 6	0- 0	0- 0	AWAY	0- 1	0- 0	1- 5				
0- 1	0- 0	0- 0	NEUTRAL	0- 0	0- 0	0- 1				
2- 11	0- 0	0- 0	CONFERENCE	0- 0	0- 3	2- 8				
1- 5	0- 0	0- 0	HOME	0- 0	0- 1	1- 4				
1- 6	0- 0	0- 0	AWAY	0- 0	0- 2	1- 4				
0- 0	0- 0	0- 0	NEUTRAL	0- 0	0- 0	0- 0				

RPI S	Opponent	Score	RPI S	Opponent	Score	RPI S	Opponent	Score	RPI S	Opponent	Score	Team's RPI: 346
						73 A	Coastal Caro.	44 85	119 A	Bethune-Cookman	70 86	
									119 H	Bethune-Cookman	55 66	
									150 A	N.C. A&T	55 66	
									162 N	North Ala.	46 99	
									187 A	Norfolk St.	42 76	
									200 H	Radford	45 60	
									208 A	UNLV	57 66	
									218 H	North Dakota	53 95	
									244 A	Howard	47 78	
									245 A	Morgan St.	47 77	
									245 H	Morgan St.	47 60	
									248 A	UNC Asheville	51 82	
									253 H	Col. of Charleston	55 76	
									264 H	Delaware St.	64 76	
									274 A	UNCW	46 84	
									306 H	Presbyterian	49 70	
									312 A	Georgia St.	52 77	
									314 A	N.C. Central	49 90	
									326 H	UMES	60 55	
									327 A	USC Upstate	47 58	
									329 H	Mercer	55 66	
									330 A	Coppin St.	71 60	
									330 H	Coppin St.	42 61	
									342 H	Florida A&M	39 44	
									344 A	Charleston So.	81 75	
LAST 10 Division I												
			119 A	Bethune-Cookman	70 86		314 A	N.C. Central	49 90			
			245 H	Morgan St.	47 60		119 H	Bethune-Cookman	55 66			
			330 H	Coppin St.	42 61		187 A	Norfolk St.	42 76			
			264 H	Delaware St.	64 76		326 H	UMES	60 55			
			150 A	N.C. A&T	55 66		342 H	Florida A&M	39 44			

Non-Div I Games:

South Carolina St.

Hartford

Through Games Of Feb. 22, 2020

Average RPI Win:	0	WON-LOST	WINNING	LAST 10	STRENGTH OF	OPP. STRENGTH	TEAM	ADJ.	CONF.	ADJ CONF.
Average RPI Loss:	207	RECORD	PCT. RANK	GAMES	SCHEDULE	OF SCHEDULE	RPI	RPI	RPI	RPI
DIV. I ONLY	0- 28	351	0-10	269	281	347	347	27	27	
DIV. I NON-CONF.	0- 13	338	0	226	199	339	339	28	28	
TOTALS	RPI 1-25	RPI 26-50	W-L RECORDS	RPI 51-100	RPI 101-150	RPI 150+				
0- 28	0- 1	0- 0	OVERALL	0- 4	0- 3	0- 20				
0- 13	0- 0	0- 0	HOME	0- 0	0- 0	0- 13				
0- 15	0- 1	0- 0	AWAY	0- 4	0- 3	0- 7				
0- 0	0- 0	0- 0	NEUTRAL	0- 0	0- 0	0- 0				
0- 13	0- 1	0- 0	NON-CONFERENCE	0- 3	0- 3	0- 6				
0- 6	0- 0	0- 0	HOME	0- 0	0- 0	0- 6				
0- 7	0- 1	0- 0	AWAY	0- 3	0- 3	0- 0				
0- 0	0- 0	0- 0	NEUTRAL	0- 0	0- 0	0- 0				
0- 15	0- 0	0- 0	CONFERENCE	0- 1	0- 0	0- 14				
0- 7	0- 0	0- 0	HOME	0- 0	0- 0	0- 7				
0- 8	0- 0	0- 0	AWAY	0- 1	0- 0	0- 7				
0- 0	0- 0	0- 0	NEUTRAL	0- 0	0- 0	0- 0				

RPI 1-25				RPI 26-50				RPI 51-100				RPI 101+ Team's RPI: 347			
RPI	S	Opponent	Score	RPI	S	Opponent	Score	RPI	S	Opponent	Score	RPI	S	Opponent	Score
15	A	Princeton	42 73					54	A	Stony Brook	55 66	120	A	William & Mary	44 61
								55	A	Penn	46 74	130	A	Northeastern	47 60
								71	A	Michigan St.	34 79	146	A	Massachusetts	48 74
								100	A	Harvard	44 53	166	A	Binghamton	44 80
												166	H	Binghamton	65 78
												171	H	Providence	57 75
												188	H	Quinnipiac	50 87
												207	H	Rhode Island	56 68
												210	A	Maine	73 87
												210	H	Maine	52 69
												233	A	UMass Lowell	56 64
												233	H	UMass Lowell	63 68
												268	A	New Hampshire	71 72
												268	H	New Hampshire	55 64
												284	A	UMBC	54 61
												284	H	UMBC	47 56
												296	A	Vermont	51 62
												296	H	Vermont	53 63
												320	A	Albany (NY)	40 63
												320	H	Albany (NY)	63 68
												323	H	Hofstra	41 43
												325	H	NJIT	52 61
												349	H	Central Conn. St.	54 61
LAST 10 Division I															
166	H	Binghamton	65 78	284	H	UMBC	47 56								
268	H	New Hampshire	55 64	210	H	Maine	52 69								
233	A	UMass Lowell	56 64	166	A	Binghamton	44 80								
320	A	Albany (NY)	40 63	320	H	Albany (NY)	63 68								
296	A	Vermont	51 62	284	A	UMBC	54 61								

Non-Div I Games:

Hartford

■ Loss,
 ■ Non-Conf, S Site,
 ■ Home
 ■ Away
 N Neutral

Average RPI Win:	235	WON-LOST	WINNING	LAST 10	STRENGTH OF	OPP. STRENGTH	TEAM	ADJ.	CONF.	ADJ CONF.
Average RPI Loss:	236	RECORD	PCT. RANK	GAMES	SCHEDULE	OF SCHEDULE	RPI	RPI	RPI	RPI
DIV. I ONLY	1- 25	350	1-9	312	329	348	348	31	31	
DIV. I NON-CONF.	0- 13	338	0	256	276	341	341	32	32	
TOTALS	RPI 1-25	RPI 26-50	W-L RECORDS	RPI 51-100	RPI 101-150	RPI 150+				
1- 25	0- 1	0- 0	OVERALL	0- 0	0- 5	1- 19				
0- 11	0- 1	0- 0	HOME	0- 0	0- 2	0- 8				
1- 13	0- 0	0- 0	AWAY	0- 0	0- 3	1- 10				
0- 1	0- 0	0- 0	NEUTRAL	0- 0	0- 0	0- 1				
0- 13	0- 1	0- 0	NON-CONFERENCE	0- 0	0- 5	0- 7				
0- 6	0- 1	0- 0	HOME	0- 0	0- 2	0- 3				
0- 6	0- 0	0- 0	AWAY	0- 0	0- 3	0- 3				
0- 1	0- 0	0- 0	NEUTRAL	0- 0	0- 0	0- 1				
1- 12	0- 0	0- 0	CONFERENCE	0- 0	0- 0	1- 12				
0- 5	0- 0	0- 0	HOME	0- 0	0- 0	0- 5				
1- 7	0- 0	0- 0	AWAY	0- 0	0- 0	1- 7				
0- 0	0- 0	0- 0	NEUTRAL	0- 0	0- 0	0- 0				

RPI	S	Opponent	Score	RPI	S	Opponent	Score	RPI	S	Opponent	Score	RPI	S	Opponent	Score	Team's RPI: 348
22	H	Arizona	50 82									107	A	UT Arlington	53 84	
												144	H	Loyola Chicago	53 98	
												145	H	Green Bay	46 102	
												147	A	Western Mich.	69 90	
												148	A	Valparaiso	49 95	
												185	A	Illinois	66 96	
												197	H	Western Ill.	78 88	
												212	A	UMKC	57 73	
												225	A	Grand Canyon	49 69	
												225	H	Grand Canyon	57 68	
												235	A	CSU Bakersfield	60 58	
												235	H	CSU Bakersfield	51 58	
												238	A	Nevada	60 80	
												257	N	UC Santa Barbara	65 96	
												286	H	Oakland	70 98	
												297	A	California Baptist	68 103	
												297	H	California Baptist	65 80	
												302	A	Utah Valley	58 89	
												304	A	Seattle U	51 80	
												315	A	UTRGV	68 77	
												315	H	UTRGV	67 87	
												319	A	New Mexico St.	56 80	
												319	H	New Mexico St.	60 73	
												322	A	Evansville	42 76	
												341	H	UIC	61 73	
LAST 10 Division I																
297	A	California Baptist	68 103	212	A	UMKC	57 73									
225	H	Grand Canyon	57 68	297	H	California Baptist	65 80									
235	H	CSU Bakersfield	51 58	235	A	CSU Bakersfield	60 58									
315	A	UTRGV	68 77	225	A	Grand Canyon	49 69									
319	A	New Mexico St.	56 80	315	H	UTRGV	67 87									

Non-Div I Games:

Chicago St.

■ Loss,
 ■ Non-Conf,
 ■ S Site,
 ■ H Home
 ■ A Away
 N Neutral

Average RPI Win:	317	WON-LOST	WINNING	LAST 10	STRENGTH OF	OPP. STRENGTH	TEAM	ADJ.	CONF.	ADJ CONF.
Average RPI Loss:	232	RECORD	PCT. RANK	GAMES	SCHEDULE	OF SCHEDULE	RPI	RPI	RPI	RPI
DIV. I ONLY	2- 24	349	1-9	338	335	349	349	30	30	
DIV. I NON-CONF.	1- 10	329	0	302	296	335	335	30	30	
TOTALS	RPI 1-25	RPI 26-50	W-L RECORDS	RPI 51-100	RPI 101-150	RPI 150+				
2- 24	0- 0	0- 1	OVERALL	0- 0	0- 6	2- 17				
1- 9	0- 0	0- 0	HOME	0- 0	0- 1	1- 8				
1- 15	0- 0	0- 1	AWAY	0- 0	0- 5	1- 9				
0- 0	0- 0	0- 0	NEUTRAL	0- 0	0- 0	0- 0				
1- 10	0- 0	0- 1	NON-CONFERENCE	0- 0	0- 3	1- 6				
0- 3	0- 0	0- 0	HOME	0- 0	0- 0	0- 3				
1- 7	0- 0	0- 1	AWAY	0- 0	0- 3	1- 3				
0- 0	0- 0	0- 0	NEUTRAL	0- 0	0- 0	0- 0				
1- 14	0- 0	0- 0	CONFERENCE	0- 0	0- 3	1- 11				
1- 6	0- 0	0- 0	HOME	0- 0	0- 1	1- 5				
0- 8	0- 0	0- 0	AWAY	0- 0	0- 2	0- 6				
0- 0	0- 0	0- 0	NEUTRAL	0- 0	0- 0	0- 0				

RPI S	Opponent	Score	RPI S	Opponent	Score	RPI S	Opponent	Score	RPI S	Opponent	Score	Team's RPI: 349
33	A FGCU	60 94							127	A Duquesne	33 72	
									128	A Lehigh	51 70	
									131	A Robert Morris	42 80	
									131	H Robert Morris	56 86	
									141	A Buffalo	56 61	
									149	A Mt. St. Mary's	64 72	
									186	H Merrimack	56 65	
									199	A Fla. Atlantic	54 72	
									222	H Brown	73 83	
									233	H UMass Lowell	54 56	
									251	A Saint Francis (PA)	68 72	
									251	H Saint Francis (PA)	52 64	
									268	A New Hampshire	59 70	
									287	A Wagner	56 63	
									287	H Wagner	66 63	
									291	A Pittsburgh	73 81	
									310	A Sacred Heart	58 66	
									310	H Sacred Heart	52 54	
									317	A Fairleigh Dickinson	47 66	
									317	H Fairleigh Dickinson	55 63	
									318	A Bryant	47 59	
									318	H Bryant	51 62	
									320	H Albany (NY)	63 73	
									336	A LIU Brooklyn	61 63	
									347	A Hartford	61 54	
LAST 10 Division I												
287	A Wagner	56 63	131	A Robert Morris	42 80							
317	H Fairleigh Dickinson	55 63	310	H Sacred Heart	52 54							
318	H Bryant	51 62	287	H Wagner	66 63							
318	A Bryant	47 59	317	A Fairleigh Dickinson	47 66							
251	A Saint Francis (PA)	68 72	149	A Mt. St. Mary's	64 72							

Non-Div I Games:

Central Conn. St.

■ Loss,
 ■ Non-Conf, S Site,
 ■ Home
 ■ Away
 N Neutral

Average RPI Win:	315	WON-LOST	WINNING	LAST 10	STRENGTH OF	OPP. STRENGTH	TEAM	ADJ.	CONF.	ADJ CONF.
Average RPI Loss:	229	RECORD	PCT. RANK	GAMES	SCHEDULE	OF SCHEDULE	RPI	RPI	RPI	RPI
DIV. I ONLY	3- 22	333	1-9	346	296	350	350	21	21	
DIV. I NON-CONF.	2- 9	304	0	349	337	351	351	20	20	
TOTALS	RPI 1-25	RPI 26-50	W-L RECORDS	RPI 51-100	RPI 101-150	RPI 150+				
3- 22	0- 0	0- 2	OVERALL	0- 0	0- 1	3- 19				
2- 10	0- 0	0- 1	HOME	0- 0	0- 0	2- 9				
1- 12	0- 0	0- 1	AWAY	0- 0	0- 1	1- 10				
0- 0	0- 0	0- 0	NEUTRAL	0- 0	0- 0	0- 0				
2- 9	0- 0	0- 0	NON-CONFERENCE	0- 0	0- 0	2- 9				
2- 3	0- 0	0- 0	HOME	0- 0	0- 0	2- 3				
0- 6	0- 0	0- 0	AWAY	0- 0	0- 0	0- 6				
0- 0	0- 0	0- 0	NEUTRAL	0- 0	0- 0	0- 0				
1- 13	0- 0	0- 2	CONFERENCE	0- 0	0- 1	1- 10				
0- 7	0- 0	0- 1	HOME	0- 0	0- 0	0- 6				
1- 6	0- 0	0- 1	AWAY	0- 0	0- 1	1- 4				
0- 0	0- 0	0- 0	NEUTRAL	0- 0	0- 0	0- 0				

RPI 1-25			RPI 26-50			RPI 51-100			RPI 101+			Team's RPI: 350
RPI	S	Opponent	Score	RPI	S	Opponent	Score	RPI	S	Opponent	Score	
				50	A	Troy	65 77					
				50	H	Troy	65 72					
LAST 10 Division I												
				204	H	Louisiana	49 62					
				312	H	Georgia St.	43 52					
				294	H	Ga. Southern	66 72					
				249	H	South Alabama	39 73					
				50	A	Troy	65 77					
				262	H	Arkansas St.	53 54					
				204	A	Louisiana	55 68					
				190	H	Little Rock	50 70					
				107	A	UT Arlington	34 72					
				256	A	Texas St.	58 55					
				107	A	UT Arlington	34 72					
				256	A	Texas St.	58 55					
				316	H	Houston Baptist	65 72					
				338	H	Northwestern St.	63 54					
				343	A	McNeese	69 72					
				351	H	Mississippi Val.	74 66					

Non-Div I Games:

La.-Monroe

■ Loss,
 ■ Non-Conf,
 ■ S Site,
 ■ H Home
 ■ A Away
 N Neutral

Mississippi Valley				Through Games of Feb. 11, 1910						
Average RPI Win:	344	WON-LOST	WINNING	LAST 10	STRENGTH OF	OPP. STRENGTH	TEAM	ADJ.	CONF.	ADJ CONF.
Average RPI Loss:	250	RECORD	PCT. RANK	GAMES	SCHEDULE	OF SCHEDULE	RPI	RPI	RPI	RPI
DIV. I ONLY	2- 23	348	1-9	350	351	351	351	351	32	32
DIV. I NON-CONF.	1- 10	329	0	338	338	350	350	31	31	
TOTALS	RPI 1-25		RPI 26-50	W-L RECORDS	RPI 51-100		RPI 101-150		RPI 150+	
2- 23	0- 0		0- 0	OVERALL	0- 0		0- 2		2- 21	
2- 9	0- 0		0- 0	HOME	0- 0		0- 1		2- 8	
0- 13	0- 0		0- 0	AWAY	0- 0		0- 1		0- 12	
0- 1	0- 0		0- 0	NEUTRAL	0- 0		0- 0		0- 1	
1- 10	0- 0		0- 0	NON-CONFERENCE	0- 0		0- 0		1- 10	
1- 2	0- 0		0- 0	HOME	0- 0		0- 0		1- 2	
0- 7	0- 0		0- 0	AWAY	0- 0		0- 0		0- 7	
0- 1	0- 0		0- 0	NEUTRAL	0- 0		0- 0		0- 1	
1- 13	0- 0		0- 0	CONFERENCE	0- 0		0- 2		1- 11	
1- 7	0- 0		0- 0	HOME	0- 0		0- 1		1- 6	
0- 6	0- 0		0- 0	AWAY	0- 0		0- 1		0- 5	
0- 0	0- 0		0- 0	NEUTRAL	0- 0		0- 0		0- 0	

[illegible]

Non-Div I Games:

Mississippi Val.

■ Loss, ■ Non-Conf, S Site, H Home A Away N Neutral