

Average RPI Win:	252	WON-LOST	WINNING	LAST 10	STRENGTH OF	OPP. STRENGTH	TEAM	ADJ.	CONF.	ADJ CONF.
Average RPI Loss:	188	RECORD	PCT. RANK	GAMES	SCHEDULE	OF SCHEDULE	RPI	RPI	RPI	RPI
DIV. I ONLY	9- 11	207	1- 0	266	303	250	250	25	25	
DIV. I NON-CONF.	2- 5	264	0- 0	203	294	276	276	23	23	
TOTALS	RPI 1-25	RPI 26-50	W-L RECORDS	RPI 51-100	RPI 101-150	RPI 150+				
9- 11	0- 0	0- 0	OVERALL	1- 1	0- 1	8- 9				
5- 4	0- 0	0- 0	HOME	1- 0	0- 0	4- 4				
3- 6	0- 0	0- 0	AWAY	0- 1	0- 1	3- 4				
1- 1	0- 0	0- 0	NEUTRAL	0- 0	0- 0	1- 1				
2- 5	0- 0	0- 0	NON-CONFERENCE	0- 0	0- 1	2- 4				
0- 3	0- 0	0- 0	HOME	0- 0	0- 0	0- 3				
1- 1	0- 0	0- 0	AWAY	0- 0	0- 1	1- 0				
1- 1	0- 0	0- 0	NEUTRAL	0- 0	0- 0	1- 1				
7- 6	0- 0	0- 0	CONFERENCE	1- 1	0- 0	6- 5				
5- 1	0- 0	0- 0	HOME	1- 0	0- 0	4- 1				
2- 5	0- 0	0- 0	AWAY	0- 1	0- 0	2- 4				
0- 0	0- 0	0- 0	NEUTRAL	0- 0	0- 0	0- 0				

RPI 1-25				RPI 26-50				RPI 51-100				RPI 101+				Team's RPI: 250	
RPI	S	Opponent	Score	RPI	S	Opponent	Score	RPI	S	Opponent	Score	RPI	S	Opponent	Score		
								67	A	Lamar University	58	76	135	A	Texas Tech	61	78
								76	H	SFA	46	44	153	H	New Mexico St.	65	67
												164	H	Abilene Christian	68	72	
												172	H	Texas St.	53	60	
												173	A	Nicholls St.	55	85	
												179	A	Sam Houston St.	59	61	
												179	H	Sam Houston St.	76	61	
												196	N	Prairie View	59	67	
												223	A	UTRGV	59	49	
												223	H	UTRGV	57	70	
												244	N	Louisiana	64	63	
												282	A	Central Ark.	73	65	
												296	A	New Orleans	54	56	
												296	H	New Orleans	57	51	
												305	H	Incarnate Word	57	49	
												307	A	Southeastern La.	45	56	
												324	H	Northwestern St.	79	55	
												341	A	Houston Baptist	70	56	
LAST 12 Division I GAMES:																	
				76	H	SFA	46	44		164	H	Abilene Christian	68	72			
				296	A	New Orleans	54	56		173	A	Nicholls St.	55	85			
				179	A	Sam Houston St.	59	61		296	H	New Orleans	57	51			
				305	H	Incarnate Word	57	49		179	H	Sam Houston St.	76	61			
				307	A	Southeastern La.	45	56		324	H	Northwestern St.	79	55			
				341	A	Houston Baptist	70	56		67	A	Lamar University	58	76			

Non-Div I Games: Schreiner 64 34 UNKNOWN 78 40 Tex. A&M Int'l 84 36 Texas Lutheran 73 49 A&M-Corpus Christi

Loss, Non-Conf, S Site, H Home A Away N Neutral

Average RPI Win:	261	WON-LOST	WINNING	LAST 10	STRENGTH OF	OPP. STRENGTH	TEAM	ADJ.	CONF.	ADJ CONF.
Average RPI Loss:	136	RECORD	PCT. RANK	GAMES	SCHEDULE	OF SCHEDULE	RPI	RPI	RPI	RPI
DIV. I ONLY	12- 8	121	1- 0	256	268	164	164	25	25	
DIV. I NON-CONF.	3- 4	199	0- 0	127	164	134	134	23	23	
TOTALS	RPI 1-25	RPI 26-50	W-L RECORDS	RPI 51-100	RPI 101-150	RPI 150+				
12- 8	0- 0	0- 0	OVERALL	0- 4	0- 1	12- 3				
3- 4	0- 0	0- 0	HOME	0- 3	0- 0	3- 1				
8- 4	0- 0	0- 0	AWAY	0- 1	0- 1	8- 2				
1- 0	0- 0	0- 0	NEUTRAL	0- 0	0- 0	1- 0				
3- 4	0- 0	0- 0	NON-CONFERENCE	0- 2	0- 1	3- 1				
0- 1	0- 0	0- 0	HOME	0- 1	0- 0	0- 0				
2- 3	0- 0	0- 0	AWAY	0- 1	0- 1	2- 1				
1- 0	0- 0	0- 0	NEUTRAL	0- 0	0- 0	1- 0				
9- 4	0- 0	0- 0	CONFERENCE	0- 2	0- 0	9- 2				
3- 3	0- 0	0- 0	HOME	0- 2	0- 0	3- 1				
6- 1	0- 0	0- 0	AWAY	0- 0	0- 0	6- 1				
0- 0	0- 0	0- 0	NEUTRAL	0- 0	0- 0	0- 0				

RPI 1-25				RPI 26-50				RPI 51-100				RPI 101+ Team's RPI: 164			
RPI	S	Opponent	Score	RPI	S	Opponent	Score	RPI	S	Opponent	Score	RPI	S	Opponent	Score
								67	H	Lamar University	60 63	135	A	Texas Tech	54 105
								72	A	FGCU	65 81	153	A	New Mexico St.	58 46
								76	H	SFA	55 71	159	A	Tulsa	63 75
								89	H	Arkansas	68 80	173	H	Nicholls St.	76 66
												179	A	Sam Houston St.	91 79
												179	H	Sam Houston St.	63 72
												234	N	Texas Southern	81 39
												250	A	A&M-Corpus Christi	72 68
												277	A	UTEP	70 69
												282	H	Central Ark.	77 70
												296	A	New Orleans	59 52
												305	A	Incarnate Word	71 50
												307	A	Southeastern La.	71 74
												314	H	McNeese	109 52
												324	A	Northwestern St.	72 63
												341	A	Houston Baptist	72 62
LAST 12 Division I GAMES:															
				305	A	Incarnate Word	71 50					76	H	SFA	55 71
				173	H	Nicholls St.	76 66					324	A	Northwestern St.	72 63
				179	H	Sam Houston St.	63 72					341	A	Houston Baptist	72 62
				67	H	Lamar University	60 63					307	A	Southeastern La.	71 74
				250	A	A&M-Corpus Christi	72 68					314	H	McNeese	109 52
				282	H	Central Ark.	77 70					179	A	Sam Houston St.	91 79

Non-Div I Games: Eastern N.M. 78 46 Southwest (NM) 90 47 Howard Payne 98 43 Schreiner 90 43 Abilene Christian

Average RPI Win:	251	WON-LOST	WINNING	LAST 10	STRENGTH OF	OPP. STRENGTH	TEAM	ADJ.	CONF.	ADJ CONF.
Average RPI Loss:	150	RECORD	PCT. RANK	GAMES	SCHEDULE	OF SCHEDULE	RPI	RPI	RPI	RPI
DIV. I ONLY	7- 17	279	0- 1	198	159	283	283	15	15	
DIV. I NON-CONF.	3- 7	256	0- 0	120	237	219	219	13	13	
TOTALS	RPI 1-25	RPI 26-50	W-L RECORDS	RPI 51-100	RPI 101-150	RPI 150+				
7- 17	0- 1	0- 1	OVERALL	0- 4	1- 1	6- 10				
6- 5	0- 0	0- 0	HOME	0- 1	1- 0	5- 4				
1- 12	0- 1	0- 1	AWAY	0- 3	0- 1	1- 6				
0- 0	0- 0	0- 0	NEUTRAL	0- 0	0- 0	0- 0				
3- 7	0- 1	0- 0	NON-CONFERENCE	0- 1	1- 1	2- 4				
2- 2	0- 0	0- 0	HOME	0- 0	1- 0	1- 2				
1- 5	0- 1	0- 0	AWAY	0- 1	0- 1	1- 2				
0- 0	0- 0	0- 0	NEUTRAL	0- 0	0- 0	0- 0				
4- 10	0- 0	0- 1	CONFERENCE	0- 3	0- 0	4- 6				
4- 3	0- 0	0- 0	HOME	0- 1	0- 0	4- 2				
0- 7	0- 0	0- 1	AWAY	0- 2	0- 0	0- 4				
0- 0	0- 0	0- 0	NEUTRAL	0- 0	0- 0	0- 0				

RPI	S	Opponent	Score	RPI	S	Opponent	Score	RPI	S	Opponent	Score	RPI	S	Opponent	Score	Team's RPI: 283
6	A	Oregon	36 82	45	A	Wyoming	60 80	52	A	Boise St.	48 79	102	A	Minnesota	50 67	
								54	A	New Mexico	57 78	115	H	Northern Colo.	69 57	
								87	A	Northeastern	41 54	166	A	Denver	66 92	
								92	H	Fresno St.	70 77	170	A	Portland	60 79	
												202	A	Utah St.	55 64	
												202	H	Utah St.	44 48	
												208	A	San Diego St.	61 70	
												208	H	San Diego St.	75 66	
												211	H	George Mason	71 78	
												217	A	UNLV	56 66	
												217	H	UNLV	47 62	
												232	H	Navy	47 54	
												237	H	Nevada	79 74	
												268	A	Army West Point	71 60	
												279	A	Colorado St.	48 55	
												279	H	Colorado St.	63 48	
												306	H	San Jose St.	88 77	
												345	H	Fairleigh Dickinson	85 37	
LAST 12 Division I GAMES:																
		92	H	Fresno St.	70	77				306	H	San Jose St.	88	77		
		202	A	Utah St.	55	64				52	A	Boise St.	48	79		
		217	H	UNLV	47	62				237	H	Nevada	79	74		
		45	A	Wyoming	60	80				217	A	UNLV	56	66		
		279	A	Colorado St.	48	55				208	A	San Diego St.	61	70		
		208	H	San Diego St.	75	66				279	H	Colorado St.	63	48		

Non-Div I Games: Western St. 72 54

Air Force

■ Loss,
 ■ Non-Conf, S Site,
 ■ Home
 ■ Away
 N Neutral

Average RPI Win:	246	WON-LOST	WINNING	LAST 10	STRENGTH OF	OPP. STRENGTH	TEAM	ADJ.	CONF.	ADJ CONF.
Average RPI Loss:	87	RECORD	PCT. RANK	GAMES	SCHEDULE	OF SCHEDULE	RPI	RPI	RPI	RPI
DIV. I ONLY	13- 10	136	0- 1	197	140	160	160	7	7	
DIV. I NON-CONF.	8- 2	52	0- 0	317	271	153	153	8	8	
TOTALS	RPI 1-25	RPI 26-50	W-L RECORDS	RPI 51-100	RPI 101-150	RPI 150+				
13- 10	0- 1	0- 4	OVERALL	1- 2	0- 1	12- 2				
7- 3	0- 0	0- 2	HOME	1- 0	0- 0	6- 1				
2- 7	0- 1	0- 2	AWAY	0- 2	0- 1	2- 1				
4- 0	0- 0	0- 0	NEUTRAL	0- 0	0- 0	4- 0				
8- 2	0- 0	0- 1	NON-CONFERENCE	0- 0	0- 1	8- 0				
3- 1	0- 0	0- 1	HOME	0- 0	0- 0	3- 0				
1- 1	0- 0	0- 0	AWAY	0- 0	0- 1	1- 0				
4- 0	0- 0	0- 0	NEUTRAL	0- 0	0- 0	4- 0				
5- 8	0- 1	0- 3	CONFERENCE	1- 2	0- 0	4- 2				
4- 2	0- 0	0- 1	HOME	1- 0	0- 0	3- 1				
1- 6	0- 1	0- 2	AWAY	0- 2	0- 0	1- 1				
0- 0	0- 0	0- 0	NEUTRAL	0- 0	0- 0	0- 0				

RPI 1-25				RPI 26-50				RPI 51-100				RPI 101+ Team's RPI: 160			
RPI	S	Opponent	Score	RPI	S	Opponent	Score	RPI	S	Opponent	Score	RPI	S	Opponent	Score
24	A	Central Mich.	71 94	37	A	Ohio	70 92	79	A	Kent St.	58 73	122	A	Youngstown St.	61 72
				40	A	Buffalo	72 91	81	H	Toledo	70 64	188	A	Eastern Mich.	60 67
				43	H	Miami (OH)	61 67	97	A	Northern Ill.	59 70	188	H	Eastern Mich.	60 72
				50	H	Butler	47 63					195	A	N.C. A&T	49 36
												207	H	Ball St.	91 61
												221	H	Bowling Green	74 71
												230	H	St. Bonaventure	67 58
												251	N	Northern Ky.	77 60
												267	A	Western Mich.	72 59
												267	H	Western Mich.	69 62
												277	N	UTEP	64 57
												287	H	Canisius	62 53
												292	N	Jackson St.	74 57
												304	N	Oakland	85 65
												325	H	Eastern Ky.	63 54
LAST 12 Division I GAMES:															
188	A	Eastern Mich.	60 67	81	H	Toledo	70 64								
43	H	Miami (OH)	61 67	40	A	Buffalo	72 91								
207	H	Ball St.	91 61	97	A	Northern Ill.	59 70								
267	H	Western Mich.	69 62	188	H	Eastern Mich.	60 72								
37	A	Ohio	70 92	221	H	Bowling Green	74 71								
79	A	Kent St.	58 73	267	A	Western Mich.	72 59								

Non-Div I Games: Malone 63 44

Akron

■ Loss,
 ■ Non-Conf,
 ■ S Site,
 ■ H Home
 ■ A Away
 N Neutral

Alabama

Through Games Of Feb. 22, 2019

Average RPI Win:	177	WON-LOST	WINNING	LAST 10	STRENGTH OF	OPP. STRENGTH	TEAM	ADJ.	CONF.	ADJ CONF.
Average RPI Loss:	75	RECORD	PCT. RANK	GAMES	SCHEDULE	OF SCHEDULE	RPI	RPI	RPI	RPI
DIV. I ONLY	12- 14	200	0- 1	63	66	134	134	5	5	
DIV. I NON-CONF.	8- 5	119	0- 1	132	152	133	133	5	5	
TOTALS	RPI 1-25	RPI 26-50	W-L RECORDS	RPI 51-100	RPI 101-150	RPI 150+				
12- 14	0- 5	2- 0	OVERALL	0- 5	3- 1	7- 3				
8- 5	0- 2	2- 0	HOME	0- 2	1- 1	5- 0				
3- 6	0- 2	0- 0	AWAY	0- 3	1- 0	2- 1				
1- 3	0- 1	0- 0	NEUTRAL	0- 0	1- 0	0- 2				
8- 5	0- 1	1- 0	NON-CONFERENCE	0- 1	2- 1	5- 2				
6- 1	0- 0	1- 0	HOME	0- 0	1- 1	4- 0				
1- 1	0- 0	0- 0	AWAY	0- 1	0- 0	1- 0				
1- 3	0- 1	0- 0	NEUTRAL	0- 0	1- 0	0- 2				
4- 9	0- 4	1- 0	CONFERENCE	0- 4	1- 0	2- 1				
2- 4	0- 2	1- 0	HOME	0- 2	0- 0	1- 0				
2- 5	0- 2	0- 0	AWAY	0- 2	1- 0	1- 1				
0- 0	0- 0	0- 0	NEUTRAL	0- 0	0- 0	0- 0				

RPI S	Opponent	Score	RPI S	Opponent	Score	RPI S	Opponent	Score	RPI S	Opponent	Score	Team's RPI: 134
7	H Mississippi St.	49 65	41	H Tennessee	86 65	53	A Auburn	38 77	103	A Georgia	58 53	
17	A Texas A&M	43 70	49	H Clemson	76 56	53	H Auburn	56 66	104	H South Alabama	67 72	
18	N Miami (FL)	74 101				61	A Utah	62 72	105	N Virginia	64 52	
19	H Kentucky	53 68				66	H LSU	56 62	150	H Tulane	69 58	
20	A South Carolina	59 62				89	A Arkansas	61 72	159	N Tulsa	73 80	
									167	N Louisiana Tech	62 79	
									198	H Grambling	73 55	
									201	A Vanderbilt	84 65	
									205	H Stetson	59 47	
									218	A Florida	55 57	
									218	H Florida	74 67	
									227	A SMU	62 61	
									307	H Southeastern La.	88 40	
									324	H Northwestern St.	87 73	
LAST 12 Division I GAMES:												
167	N Louisiana Tech	62 79	103	A Georgia	58 53							
201	A Vanderbilt	84 65	89	A Arkansas	61 72							
53	A Auburn	38 77	66	H LSU	56 62							
19	H Kentucky	53 68	41	H Tennessee	86 65							
218	A Florida	55 57	17	A Texas A&M	43 70							
7	H Mississippi St.	49 65	53	H Auburn	56 66							

Non-Div I Games:

Alabama

■ Loss,
 ■ Non-Conf, S Site,
 ■ Home
 ■ Away
 N Neutral

Average RPI Win: 296	WON-LOST	WINNING	LAST 10	STRENGTH OF	OPP. STRENGTH	TEAM	ADJ.	CONF.	ADJ CONF.
Average RPI Loss: 152	RECORD	PCT. RANK	GAMES	SCHEDULE	OF SCHEDULE	RPI	RPI	RPI	RPI
DIV. I ONLY	8- 14	250	0- 1	206	315	260	260	29	29
DIV. I NON-CONF.	0- 10	336	0- 0	15	188	246	246	28	28
TOTALS	RPI 1-25	RPI 26-50	W-L RECORDS	RPI 51-100	RPI 101-150	RPI 150+			
8- 14	0- 2	0- 1	OVERALL	0- 1	0- 3	8- 7			
5- 5	0- 1	0- 0	HOME	0- 0	0- 1	5- 3			
3- 9	0- 1	0- 1	AWAY	0- 1	0- 2	3- 4			
0- 0	0- 0	0- 0	NEUTRAL	0- 0	0- 0	0- 0			
0- 10	0- 2	0- 1	NON-CONFERENCE	0- 1	0- 3	0- 3			
0- 3	0- 1	0- 0	HOME	0- 0	0- 1	0- 1			
0- 7	0- 1	0- 1	AWAY	0- 1	0- 2	0- 2			
0- 0	0- 0	0- 0	NEUTRAL	0- 0	0- 0	0- 0			
8- 4	0- 0	0- 0	CONFERENCE	0- 0	0- 0	8- 4			
5- 2	0- 0	0- 0	HOME	0- 0	0- 0	5- 2			
3- 2	0- 0	0- 0	AWAY	0- 0	0- 0	3- 2			
0- 0	0- 0	0- 0	NEUTRAL	0- 0	0- 0	0- 0			

RPI 1-25				RPI 26-50				RPI 51-100				RPI 101+ Team's RPI: 260			
RPI	S	Opponent	Score	RPI	S	Opponent	Score	RPI	S	Opponent	Score	RPI	S	Opponent	Score
19	A	Kentucky	35 87	33	A	Georgia Tech	42 69	53	A	Auburn	50 83	104	A	South Alabama	65 77
20	H	South Carolina	38 94									107	A	Troy	46 116
												114	H	UAB	47 62
												175	H	Southern U.	78 61
												180	A	North Ala.	42 68
												191	A	Xavier	58 87
												196	A	Prairie View	59 71
												198	H	Grambling	72 80
												234	A	Texas Southern	58 51
												284	H	Samford	51 60
												292	H	Jackson St.	74 67
												295	A	Alabama A&M	60 46
												295	H	Alabama A&M	57 65
												329	A	Mississippi Val.	62 64
												329	H	Mississippi Val.	73 67
												346	A	Ark.-Pine Bluff	58 56
												346	H	Ark.-Pine Bluff	73 52
												351	H	Alcorn	76 63
LAST 12 Division I GAMES:															
295	H	Alabama A&M	57 65	351	H	Alcorn	76 63								
329	H	Mississippi Val.	73 67	295	A	Alabama A&M	60 46								
346	H	Ark.-Pine Bluff	73 52	329	A	Mississippi Val.	62 64								
196	A	Prairie View	59 71	346	A	Ark.-Pine Bluff	58 56								
234	A	Texas Southern	58 51	292	H	Jackson St.	74 67								
175	H	Southern U.	78 61	198	H	Grambling	72 80								

Non-Div I Games: Mobile 69 63

Alabama St.

■ Loss,
 ■ Non-Conf,
 ■ S Site,
 ■ Home
 ■ A Away
 N Neutral

Average RPI Win: 275	WON-LOST	WINNING	LAST 10	STRENGTH OF	OPP. STRENGTH	TEAM	ADJ.	CONF.	ADJ CONF.
Average RPI Loss: 176	RECORD	PCT. RANK	GAMES	SCHEDULE	OF SCHEDULE	RPI	RPI	RPI	RPI
DIV. I ONLY	11- 15	218	0- 1	230	296	231	231	23	23
DIV. I NON-CONF.	3- 10	278	0- 0	249	312	291	291	25	25
TOTALS	RPI 1-25	RPI 26-50	W-L RECORDS	RPI 51-100	RPI 101-150	RPI 150+			
11- 15	0- 1	0- 0	OVERALL	0- 3	0- 3	11- 8			
6- 6	0- 0	0- 0	HOME	0- 1	0- 1	6- 4			
5- 9	0- 1	0- 0	AWAY	0- 2	0- 2	5- 4			
0- 0	0- 0	0- 0	NEUTRAL	0- 0	0- 0	0- 0			
3- 10	0- 1	0- 0	NON-CONFERENCE	0- 1	0- 2	3- 6			
1- 4	0- 0	0- 0	HOME	0- 0	0- 1	1- 3			
2- 6	0- 1	0- 0	AWAY	0- 1	0- 1	2- 3			
0- 0	0- 0	0- 0	NEUTRAL	0- 0	0- 0	0- 0			
8- 5	0- 0	0- 0	CONFERENCE	0- 2	0- 1	8- 2			
5- 2	0- 0	0- 0	HOME	0- 1	0- 0	5- 1			
3- 3	0- 0	0- 0	AWAY	0- 1	0- 1	3- 1			
0- 0	0- 0	0- 0	NEUTRAL	0- 0	0- 0	0- 0			

RPI 1-25				RPI 26-50				RPI 51-100				RPI 101+ Team's RPI: 231			
RPI	S	Opponent	Score	RPI	S	Opponent	Score	RPI	S	Opponent	Score	RPI	S	Opponent	Score
25	A	Rutgers	39 65					71	A	Maine	65 76	112	A	Hartford	35 82
								71	H	Maine	61 67	130	A	South Fla.	37 74
								73	A	Purdue	41 53	140	H	Marist	56 74
												154	A	Stony Brook	54 49
												154	H	Stony Brook	52 68
												203	H	Holy Cross	50 56
												222	A	Monmouth	56 64
												226	A	Cornell	34 48
												238	A	Columbia	62 58
												262	A	Binghamton	71 62
												262	H	Binghamton	61 56
												263	A	St. Francis Brooklyn	67 60
												276	A	Vermont	39 52
												276	H	Vermont	65 40
												286	H	Manhattan	60 54
												287	H	Canisius	42 48
												309	H	New Hampshire	59 41
												316	H	Central Conn. St.	53 60
												318	H	UMBC	64 44
												327	A	Lafayette	66 67
												328	A	UMass Lowell	56 53
												328	H	UMass Lowell	63 56
LAST 12 Division I GAMES:															
154	H	Stony Brook	52 68	112	A	Hartford	35 82								
71	H	Maine	61 67	154	A	Stony Brook	54 49								
328	A	UMass Lowell	56 53	318	H	UMBC	64 44								
276	H	Vermont	65 40	328	H	UMass Lowell	63 56								
262	A	Binghamton	71 62	71	A	Maine	65 76								
309	H	New Hampshire	59 41	276	A	Vermont	39 52								

Non-Div I Games:

Albany (NY)

■ Loss,
 ■ Non-Conf, S Site,
 ■ Home
 ■ Away
 N Neutral

Average RPI Win: 297	WON-LOST	WINNING	LAST 10	STRENGTH OF	OPP. STRENGTH	TEAM	ADJ.	CONF.	ADJ CONF.
Average RPI Loss: 241	RECORD	PCT. RANK	GAMES	SCHEDULE	OF SCHEDULE	RPI	RPI	RPI	RPI
DIV. I ONLY	3- 19	333	0- 1	347	338	351	351	29	29
DIV. I NON-CONF.	0- 9	336	0- 1	277	322	349	349	28	28
TOTALS	RPI 1-25	RPI 26-50	W-L RECORDS	RPI 51-100	RPI 101-150	RPI 150+			
3- 19	0- 0	0- 1	OVERALL	0- 0	0- 1	3- 17			
2- 7	0- 0	0- 0	HOME	0- 0	0- 0	2- 7			
1- 11	0- 0	0- 1	AWAY	0- 0	0- 1	1- 9			
0- 1	0- 0	0- 0	NEUTRAL	0- 0	0- 0	0- 1			
0- 9	0- 0	0- 1	NON-CONFERENCE	0- 0	0- 1	0- 7			
0- 2	0- 0	0- 0	HOME	0- 0	0- 0	0- 2			
0- 6	0- 0	0- 1	AWAY	0- 0	0- 1	0- 4			
0- 1	0- 0	0- 0	NEUTRAL	0- 0	0- 0	0- 1			
3- 10	0- 0	0- 0	CONFERENCE	0- 0	0- 0	3- 10			
2- 5	0- 0	0- 0	HOME	0- 0	0- 0	2- 5			
1- 5	0- 0	0- 0	AWAY	0- 0	0- 0	1- 5			
0- 0	0- 0	0- 0	NEUTRAL	0- 0	0- 0	0- 0			

RPI 1-25				RPI 26-50				RPI 51-100				RPI 101+ Team's RPI: 351			
RPI	S	Opponent	Score	RPI	S	Opponent	Score	RPI	S	Opponent	Score	RPI	S	Opponent	Score
				34	A	TCU	31 88					114	A	UAB	53 80
												153	N	New Mexico St.	64 82
												175	H	Southern U.	54 75
												183	A	Southern Miss.	47 66
												196	H	Prairie View	61 82
												198	A	Grambling	56 61
												198	H	Grambling	63 79
												234	H	Texas Southern	53 52
												260	A	Alabama St.	63 76
												277	A	UTEP	51 77
												282	H	Central Ark.	46 57
												292	A	Jackson St.	66 88
												292	H	Jackson St.	61 82
												295	A	Alabama A&M	69 87
												307	H	Southeastern La.	59 77
												312	A	FIU	40 75
												324	A	Northwestern St.	65 78
												329	A	Mississippi Val.	81 80
												329	H	Mississippi Val.	73 63
												346	A	Ark.-Pine Bluff	57 66
												346	H	Ark.-Pine Bluff	57 59
LAST 12 Division I GAMES:															
				153	N	New Mexico St.	64 82					295	A	Alabama A&M	69 87
				346	A	Ark.-Pine Bluff	57 66					260	A	Alabama St.	63 76
				329	A	Mississippi Val.	81 80					346	H	Ark.-Pine Bluff	57 59
				198	H	Grambling	63 79					329	H	Mississippi Val.	73 63
				292	H	Jackson St.	61 82					198	A	Grambling	56 61
				175	H	Southern U.	54 75					292	A	Jackson St.	66 88

Non-Div I Games:

Lane

58

70

Fisk

67

64

Rust

59

78

Alcorn

■ Loss,
 ■ Non-Conf,
 ■ S Site,
 ■ Home
 ■ A Away
 N Neutral

Average RPI Win:	230	WON-LOST	WINNING	LAST 10	STRENGTH OF	OPP. STRENGTH	TEAM	ADJ.	CONF.	ADJ CONF.
Average RPI Loss:	86	RECORD	PCT. RANK	GAMES	SCHEDULE	OF SCHEDULE	RPI	RPI	RPI	RPI
DIV. I ONLY	17- 8	76	1- 0	136	173	85	85	18	18	
DIV. I NON-CONF.	4- 7	228	0- 0	81	92	175	175	22	22	
TOTALS	RPI 1-25	RPI 26-50	W-L RECORDS	RPI 51-100	RPI 101-150	RPI 150+				
17- 8	0- 1	0- 2	OVERALL	0- 1	2- 3	15- 1				
10- 1	0- 0	0- 1	HOME	0- 0	1- 0	9- 0				
7- 5	0- 0	0- 1	AWAY	0- 0	1- 3	6- 1				
0- 2	0- 1	0- 0	NEUTRAL	0- 1	0- 0	0- 0				
4- 7	0- 1	0- 1	NON-CONFERENCE	0- 1	0- 3	4- 1				
3- 1	0- 0	0- 1	HOME	0- 0	0- 0	3- 0				
1- 4	0- 0	0- 0	AWAY	0- 0	0- 3	1- 1				
0- 2	0- 1	0- 0	NEUTRAL	0- 1	0- 0	0- 0				
13- 1	0- 0	0- 1	CONFERENCE	0- 0	2- 0	11- 0				
7- 0	0- 0	0- 0	HOME	0- 0	1- 0	6- 0				
6- 1	0- 0	0- 1	AWAY	0- 0	1- 0	5- 0				
0- 0	0- 0	0- 0	NEUTRAL	0- 0	0- 0	0- 0				

RPI 1-25				RPI 26-50				RPI 51-100 Team's RPI: 85				RPI 101+			
RPI	S	Opponent	Score	RPI	S	Opponent	Score	RPI	S	Opponent	Score	RPI	S	Opponent	Score
4	N	Stanford	49 71	37	H	Ohio	67 77	72	N	FGCU	71 90	105	A	Virginia	54 57
				47	A	Bucknell	56 71					126	A	High Point	61 66
												128	A	Penn St.	59 80
												139	A	Lehigh	61 53
												139	H	Lehigh	50 47
												157	A	Boston U.	64 51
												157	H	Boston U.	50 48
												159	H	Tulsa	68 52
												166	A	Denver	54 83
												203	H	Holy Cross	70 58
												211	H	George Mason	86 71
												232	A	Navy	58 45
												245	A	Hawaii	69 57
												256	A	Colgate	71 66
												256	H	Colgate	76 57
												268	A	Army West Point	75 62
												268	H	Army West Point	61 51
												289	A	Loyola Maryland	67 56
												289	H	Loyola Maryland	82 38
												318	H	UMBC	64 42
												327	H	Lafayette	60 45
LAST 12 Division I GAMES:															
				157	H	Boston U.	50 48					327	H	Lafayette	60 45
				139	H	Lehigh	50 47					157	A	Boston U.	64 51
				289	A	Loyola Maryland	67 56					139	A	Lehigh	61 53
				268	A	Army West Point	75 62					289	H	Loyola Maryland	82 38
				256	A	Colgate	71 66					268	H	Army West Point	61 51
				203	H	Holy Cross	70 58					232	A	Navy	58 45

Non-Div I Games:

American

■ Loss,
 ■ Non-Conf,
 ■ S Site,
 ■ H Home
 ■ A Away
 N Neutral

Average RPI Win:	212	WON-LOST	WINNING	LAST 10	STRENGTH OF	OPP. STRENGTH	TEAM	ADJ.	CONF.	ADJ CONF.
Average RPI Loss:	114	RECORD	PCT. RANK	GAMES	SCHEDULE	OF SCHEDULE	RPI	RPI	RPI	RPI
DIV. I ONLY	12- 12	167	0- 1	114	164	148	148	12	12	
DIV. I NON-CONF.	6- 5	143	0- 0	176	162	139	139	14	14	
TOTALS	RPI 1-25	RPI 26-50	W-L RECORDS	RPI 51-100	RPI 101-150	RPI 150+				
12- 12	0- 1	0- 2	OVERALL	0- 3	2- 3	10- 3				
9- 3	0- 0	0- 0	HOME	0- 2	1- 1	8- 0				
3- 9	0- 1	0- 2	AWAY	0- 1	1- 2	2- 3				
0- 0	0- 0	0- 0	NEUTRAL	0- 0	0- 0	0- 0				
6- 5	0- 1	0- 2	NON-CONFERENCE	0- 0	1- 1	5- 1				
5- 0	0- 0	0- 0	HOME	0- 0	0- 0	5- 0				
1- 5	0- 1	0- 2	AWAY	0- 0	1- 1	0- 1				
0- 0	0- 0	0- 0	NEUTRAL	0- 0	0- 0	0- 0				
6- 7	0- 0	0- 0	CONFERENCE	0- 3	1- 2	5- 2				
4- 3	0- 0	0- 0	HOME	0- 2	1- 1	3- 0				
2- 4	0- 0	0- 0	AWAY	0- 1	0- 1	2- 2				
0- 0	0- 0	0- 0	NEUTRAL	0- 0	0- 0	0- 0				

RPI 1-25				RPI 26-50				RPI 51-100				RPI 101+ Team's RPI: 148			
RPI	S	Opponent	Score	RPI	S	Opponent	Score	RPI	S	Opponent	Score	RPI	S	Opponent	Score
20	A	South Carolina	50 80	33	A	Georgia Tech	53 71	60	H	Little Rock	59 74	104	H	South Alabama	71 63
				49	A	Clemson	48 87	94	A	UT Arlington	94 99	107	H	Troy	72 83
								94	H	UT Arlington	65 72	114	A	UAB	61 80
												123	A	Georgia St.	75 85
												141	A	Davidson	81 78
												172	A	Texas St.	62 49
												172	H	Texas St.	77 56
												176	A	Coastal Caro.	66 74
												176	H	Coastal Caro.	67 53
												181	H	Arkansas St.	75 67
												194	H	Marshall	74 52
												212	H	Elon	65 62
												244	A	Louisiana	55 73
												258	A	ETSU	64 95
												272	H	Wofford	94 70
												293	H	Col. of Charleston	80 66
												311	H	UNC Greensboro	68 65
												317	A	La.-Monroe	80 58
LAST 12 Division I GAMES:															
123	A	Georgia St.	75 85	60	H	Little Rock	59 74								
176	A	Coastal Caro.	66 74	181	H	Arkansas St.	75 67								
94	H	UT Arlington	65 72	176	H	Coastal Caro.	67 53								
172	H	Texas St.	77 56	172	A	Texas St.	62 49								
317	A	La.-Monroe	80 58	94	A	UT Arlington	94 99								
244	A	Louisiana	55 73	107	H	Troy	72 83								

Non-Div I Games:

Appalachian St.

■ Loss,
 ■ Non-Conf, S Site,
 ■ Home
 ■ Away
 N Neutral

Arizona

Through Games Of Feb. 22, 2019

Average RPI Win:	175	WON-LOST	WINNING	LAST 10	STRENGTH OF	OPP. STRENGTH	TEAM	ADJ.	CONF.	ADJ CONF.
Average RPI Loss:	42	RECORD	PCT. RANK	GAMES	SCHEDULE	OF SCHEDULE	RPI	RPI	RPI	RPI
DIV. I ONLY	17- 9	87	0- 1	93	37	70	70	2	2	
DIV. I NON-CONF.	10- 1	17	0- 0	324	212	121	121	2	2	
TOTALS	RPI 1-25	RPI 26-50	W-L RECORDS	RPI 51-100	RPI 101-150	RPI 150+				
17- 9	1- 5	1- 1	OVERALL	3- 1	2- 2	10- 0				
11- 3	1- 1	1- 1	HOME	3- 0	1- 1	5- 0				
4- 6	0- 4	0- 0	AWAY	0- 1	1- 1	3- 0				
2- 0	0- 0	0- 0	NEUTRAL	0- 0	0- 0	2- 0				
10- 1	0- 0	0- 0	NON-CONFERENCE	1- 0	0- 1	9- 0				
6- 1	0- 0	0- 0	HOME	1- 0	0- 1	5- 0				
2- 0	0- 0	0- 0	AWAY	0- 0	0- 0	2- 0				
2- 0	0- 0	0- 0	NEUTRAL	0- 0	0- 0	2- 0				
7- 8	1- 5	1- 1	CONFERENCE	2- 1	2- 1	1- 0				
5- 2	1- 1	1- 1	HOME	2- 0	1- 0	0- 0				
2- 6	0- 4	0- 0	AWAY	0- 1	1- 1	1- 0				
0- 0	0- 0	0- 0	NEUTRAL	0- 0	0- 0	0- 0				

RPI S	Opponent	Score	RPI S	Opponent	Score	RPI S	Opponent	Score	RPI S	Opponent	Score
4	A Stanford	54 56	31	H UCLA	93 98	55	H Southern California	71 68	101	H Loyola Marymount	64 66
4	H Stanford	48 78	38	H California	60 55	61	A Utah	64 80	137	A Washington St.	88 90
6	A Oregon	60 93				61	H Utah	66 55	144	A Colorado	69 67
16	A Arizona St.	47 60				84	H Idaho St.	71 46	144	H Colorado	63 51
16	H Arizona St.	51 39							156	H Montana	100 51
22	A Oregon St.	64 86							162	A Washington	69 59
									170	N Portland	92 70
									208	A San Diego St.	69 60
									239	H Northern Ariz.	71 47
									274	A Long Beach St.	70 43
									277	H UTEP	62 40
									305	H Incarnate Word	84 42
									308	H South Carolina St.	73 32
									342	N Seattle U	84 54
LAST 12 Division I GAMES:											
4	A Stanford	54 56	31	H UCLA	93 98						
144	H Colorado	63 51	55	H Southern California	71 68						
61	H Utah	66 55	6	A Oregon	60 93						
137	A Washington St.	88 90	22	A Oregon St.	64 86						
162	A Washington	69 59	4	H Stanford	48 78						
16	A Arizona St.	47 60	38	H California	60 55						

Non-Div I Games:

Arizona

Loss, Non-Conf, S Site, H Home A Away N Neutral

Average RPI Win:	121	WON-LOST	WINNING	LAST 10	STRENGTH OF	OPP. STRENGTH	TEAM	ADJ.	CONF.	ADJ CONF.
Average RPI Loss:	22	RECORD	PCT. RANK	GAMES	SCHEDULE	OF SCHEDULE	RPI	RPI	RPI	RPI
DIV. I ONLY	18- 7	63	1- 0	16	12	16	16	2	2	
DIV. I NON-CONF.	9- 2	43	1- 0	63	18	26	26	2	2	
TOTALS	RPI 1-25	RPI 26-50	W-L RECORDS	RPI 51-100	RPI 101-150	RPI 150+				
18- 7	1- 4	2- 2	OVERALL	6- 1	4- 0	5- 0				
10- 3	0- 2	1- 1	HOME	4- 0	1- 0	4- 0				
6- 3	1- 1	0- 1	AWAY	2- 1	2- 0	1- 0				
2- 1	0- 1	1- 0	NEUTRAL	0- 0	1- 0	0- 0				
9- 2	0- 2	1- 0	NON-CONFERENCE	2- 0	1- 0	5- 0				
5- 1	0- 1	0- 0	HOME	1- 0	0- 0	4- 0				
2- 0	0- 0	0- 0	AWAY	1- 0	0- 0	1- 0				
2- 1	0- 1	1- 0	NEUTRAL	0- 0	1- 0	0- 0				
9- 5	1- 2	1- 2	CONFERENCE	4- 1	3- 0	0- 0				
5- 2	0- 1	1- 1	HOME	3- 0	1- 0	0- 0				
4- 3	1- 1	0- 1	AWAY	1- 1	2- 0	0- 0				
0- 0	0- 0	0- 0	NEUTRAL	0- 0	0- 0	0- 0				

RPI 1-25				Team's RPI: 16	RPI 26-50				RPI 51-100				RPI 101+			
RPI	S	Opponent	Score		RPI	S	Opponent	Score	RPI	S	Opponent	Score	RPI	S	Opponent	Score
2	H	Baylor	59 65		31	H	UCLA	59 61	55	H	Southern California	68 59	137	A	Washington St.	61 46
3	N	Louisville	56 58		38	A	California	60 69	61	A	Utah	65 63	144	A	Colorado	76 70
4	H	Stanford	65 72		38	H	California	62 61	61	H	Utah	60 58	144	H	Colorado	66 49
6	A	Oregon	71 77		42	N	Kansas St.	65 51	70	A	Arizona	39 51	146	N	Southern Ill.	82 38
22	A	Oregon St.	79 76						70	H	Arizona	60 47	159	H	Tulsa	70 52
									89	A	Arkansas	88 85	167	H	Louisiana Tech	80 44
									92	H	Fresno St.	68 52	175	H	Southern U.	69 47
													279	A	Colorado St.	70 39
													305	H	Incarnate Word	81 43
LAST 12 Division I GAMES:																
159	H	Tulsa	70 52		55	H	Southern California	68 59								
38	A	California	60 69		31	H	UCLA	59 61								
61	H	Utah	60 58		22	A	Oregon St.	79 76								
144	H	Colorado	66 49		6	A	Oregon	71 77								
137	A	Washington St.	61 46		38	H	California	62 61								
70	H	Arizona	60 47		4	H	Stanford	65 72								

Non-Div I Games:

Arizona St.

Average RPI Win:	351	WON-LOST	WINNING	LAST 10	STRENGTH OF	OPP. STRENGTH	TEAM	ADJ.	CONF.	ADJ CONF.
Average RPI Loss:	220	RECORD	PCT. RANK	GAMES	SCHEDULE	OF SCHEDULE	RPI	RPI	RPI	RPI
DIV. I ONLY	2- 14	336	0- 1	325	343	346	346	29	29	
DIV. I NON-CONF.	0- 3	336	0- 0	20	150	256	256	28	28	
TOTALS	RPI 1-25	RPI 26-50	W-L RECORDS	RPI 51-100	RPI 101-150	RPI 150+				
2- 14	0- 1	0- 0	OVERALL	0- 0	0- 1	2- 12				
1- 6	0- 0	0- 0	HOME	0- 0	0- 0	1- 6				
1- 8	0- 1	0- 0	AWAY	0- 0	0- 1	1- 6				
0- 0	0- 0	0- 0	NEUTRAL	0- 0	0- 0	0- 0				
0- 3	0- 1	0- 0	NON-CONFERENCE	0- 0	0- 1	0- 1				
0- 0	0- 0	0- 0	HOME	0- 0	0- 0	0- 0				
0- 3	0- 1	0- 0	AWAY	0- 0	0- 1	0- 1				
0- 0	0- 0	0- 0	NEUTRAL	0- 0	0- 0	0- 0				
2- 11	0- 0	0- 0	CONFERENCE	0- 0	0- 0	2- 11				
1- 6	0- 0	0- 0	HOME	0- 0	0- 0	1- 6				
1- 5	0- 0	0- 0	AWAY	0- 0	0- 0	1- 5				
0- 0	0- 0	0- 0	NEUTRAL	0- 0	0- 0	0- 0				

RPI 1-25				RPI 26-50				RPI 51-100				RPI 101+ Team's RPI: 346			
RPI	S	Opponent	Score	RPI	S	Opponent	Score	RPI	S	Opponent	Score	RPI	S	Opponent	Score
22	A	Oregon St.	33 89									102	A	Minnesota	42 84
												175	A	Southern U.	41 73
												175	H	Southern U.	45 56
												196	H	Prairie View	41 80
												198	A	Grambling	57 77
												234	H	Texas Southern	58 59
												247	A	Wichita St.	39 76
												260	A	Alabama St.	52 73
												260	H	Alabama St.	56 58
												292	A	Jackson St.	41 60
												295	A	Alabama A&M	54 60
												295	H	Alabama A&M	52 78
												329	H	Mississippi Val.	56 62
												351	A	Alcorn	59 57
												351	H	Alcorn	66 57
LAST 12 Division I GAMES:															
295	A	Alabama A&M	54 60	196	H	Prairie View	41 80								
351	H	Alcorn	66 57	234	H	Texas Southern	58 59								
175	H	Southern U.	45 56	351	A	Alcorn	59 57								
260	A	Alabama St.	52 73	175	A	Southern U.	41 73								
292	A	Jackson St.	41 60	295	H	Alabama A&M	52 78								
198	A	Grambling	57 77	260	H	Alabama St.	56 58								

Non-Div I Games: LeMoyne-Owen 52 43 Paul Quinn 68 52 Philander Smith 48 53 Tougaloo 68 60 Ark.-Pine Bluff

Arkansas

Through Games Of Feb. 22, 2019

Average RPI Win:	181	WON-LOST	WINNING	LAST 10	STRENGTH OF	OPP. STRENGTH	TEAM	ADJ.	CONF.	ADJ CONF.
Average RPI Loss:	50	RECORD	PCT. RANK	GAMES	SCHEDULE	OF SCHEDULE	RPI	RPI	RPI	RPI
DIV. I ONLY	16- 11	124	0- 1	74	65	89	89	5	5	
DIV. I NON-CONF.	11- 3	56	0- 0	140	133	56	56	5	5	
TOTALS	RPI 1-25	RPI 26-50	W-L RECORDS	RPI 51-100	RPI 101-150	RPI 150+				
16- 11	0- 5	1- 1	OVERALL	2- 2	2- 3	11- 0				
8- 5	0- 3	0- 0	HOME	1- 1	2- 1	5- 0				
6- 5	0- 2	1- 1	AWAY	1- 1	0- 1	4- 0				
2- 1	0- 0	0- 0	NEUTRAL	0- 0	0- 1	2- 0				
11- 3	0- 2	0- 0	NON-CONFERENCE	2- 0	1- 1	8- 0				
6- 1	0- 1	0- 0	HOME	1- 0	1- 0	4- 0				
3- 1	0- 1	0- 0	AWAY	1- 0	0- 0	2- 0				
2- 1	0- 0	0- 0	NEUTRAL	0- 0	0- 1	2- 0				
5- 8	0- 3	1- 1	CONFERENCE	0- 2	1- 2	3- 0				
2- 4	0- 2	0- 0	HOME	0- 1	1- 1	1- 0				
3- 4	0- 1	1- 1	AWAY	0- 1	0- 1	2- 0				
0- 0	0- 0	0- 0	NEUTRAL	0- 0	0- 0	0- 0				

RPI 1-25				RPI 26-50				RPI 51-100 Team's RPI: 89				RPI 101+			
RPI	S	Opponent	Score	RPI	S	Opponent	Score	RPI	S	Opponent	Score	RPI	S	Opponent	Score
7	H	Mississippi St.	69 93	27	A	Missouri	53 71	53	H	Auburn	72 75	103	A	Georgia	83 93
9	A	Iowa St.	82 91	41	A	Tennessee	80 79	66	A	LSU	34 71	103	H	Georgia	72 80
16	H	Arizona St.	85 88					82	H	Nebraska	84 80	124	N	Pittsburgh	54 61
19	A	Kentucky	59 61					94	A	UT Arlington	66 65	134	H	Alabama	72 61
20	H	South Carolina	79 87									138	H	Tennessee Tech	65 42
												159	A	Tulsa	61 59
												164	A	Abilene Christian	80 68
												174	H	Oral Roberts	74 61
												184	N	Wisconsin	69 68
												196	H	Prairie View	71 44
												200	A	Ole Miss	85 55
												201	H	Vanderbilt	83 62
												218	A	Florida	83 73
												292	H	Jackson St.	76 57
												299	N	Tennessee St.	79 55
												324	H	Northwestern St.	98 53
LAST 12 Division I GAMES:															
103	A	Georgia	83 93	218	A	Florida	83 73								
19	A	Kentucky	59 61	134	H	Alabama	72 61								
53	H	Auburn	72 75	41	A	Tennessee	80 79								
66	A	LSU	34 71	201	H	Vanderbilt	83 62								
20	H	South Carolina	79 87	27	A	Missouri	53 71								
103	H	Georgia	72 80	200	A	Ole Miss	85 55								

Non-Div I Games:

Arkansas

■ Loss,
 ■ Non-Conf, S Site,
 ■ Home
 ■ Away
 N Neutral

Average RPI Win: 223	WON-LOST	WINNING	LAST 10	STRENGTH OF	OPP. STRENGTH	TEAM	ADJ.	CONF.	ADJ CONF.
Average RPI Loss: 110	RECORD	PCT. RANK	GAMES	SCHEDULE	OF SCHEDULE	RPI	RPI	RPI	RPI
DIV. I ONLY	9- 15	244	0- 1	82	168	181	181	12	12
DIV. I NON-CONF.	5- 6	177	0- 0	158	120	179	179	14	14
TOTALS	RPI 1-25	RPI 26-50	W-L RECORDS	RPI 51-100	RPI 101-150	RPI 150+			
9- 15	0- 1	0- 1	OVERALL	0- 4	2- 5	7- 4			
7- 4	0- 0	0- 0	HOME	0- 1	1- 1	6- 2			
2- 11	0- 1	0- 1	AWAY	0- 3	1- 4	1- 2			
0- 0	0- 0	0- 0	NEUTRAL	0- 0	0- 0	0- 0			
5- 6	0- 1	0- 1	NON-CONFERENCE	0- 1	0- 2	5- 1			
4- 1	0- 0	0- 0	HOME	0- 0	0- 0	4- 1			
1- 5	0- 1	0- 1	AWAY	0- 1	0- 2	1- 0			
0- 0	0- 0	0- 0	NEUTRAL	0- 0	0- 0	0- 0			
4- 9	0- 0	0- 0	CONFERENCE	0- 3	2- 3	2- 3			
3- 3	0- 0	0- 0	HOME	0- 1	1- 1	2- 1			
1- 6	0- 0	0- 0	AWAY	0- 2	1- 2	0- 2			
0- 0	0- 0	0- 0	NEUTRAL	0- 0	0- 0	0- 0			

RPI 1-25				RPI 26-50				RPI 51-100				RPI 101+ Team's RPI: 181			
RPI	S	Opponent	Score	RPI	S	Opponent	Score	RPI	S	Opponent	Score	RPI	S	Opponent	Score
17	A	Texas A&M	56 97	27	A	Missouri	50 70	60	A	Little Rock	55 68	104	A	South Alabama	77 64
								63	A	Belmont	55 74	104	H	South Alabama	69 58
								94	A	UT Arlington	62 67	107	A	Troy	79 87
								94	H	UT Arlington	73 100	107	H	Troy	89 100
												117	A	Oklahoma St.	60 62
												136	A	UT Martin	91 97
												148	A	Appalachian St.	67 75
												159	H	Tulsa	73 60
												167	H	Louisiana Tech	70 80
												172	A	Texas St.	54 68
												172	H	Texas St.	62 85
												176	A	Coastal Caro.	72 88
												204	H	Memphis	77 66
												244	H	Louisiana	87 75
												271	H	Murray St.	74 63
												277	A	UTEP	67 66
												317	H	La.-Monroe	64 54
												329	H	Mississippi Val.	60 57
LAST 12 Division I GAMES:															
		94	A	UT Arlington	62 67			148	A	Appalachian St.	67 75				
		172	A	Texas St.	54 68			172	H	Texas St.	62 85				
		107	H	Troy	89 100			94	H	UT Arlington	73 100				
		104	H	South Alabama	69 58			107	A	Troy	79 87				
		60	A	Little Rock	55 68			104	A	South Alabama	77 64				
		176	A	Coastal Caro.	72 88			317	H	La.-Monroe	64 54				

Non-Div I Games:

Arkansas St.

■ Loss,
 ■ Non-Conf,
 ■ S Site,
 ■ Home
 ■ A Away
 N Neutral

Army West Point

Through Games Of Feb. 22, 2019

Average RPI Win:	287	WON-LOST	WINNING	LAST 10	STRENGTH OF	OPP. STRENGTH	TEAM	ADJ.	CONF.	ADJ CONF.
Average RPI Loss:	163	RECORD	PCT. RANK	GAMES	SCHEDULE	OF SCHEDULE	RPI	RPI	RPI	RPI
DIV. I ONLY	10- 14	221	1- 0	283	267	268	268	18	18	
DIV. I NON-CONF.	4- 6	212	0- 0	309	320	290	290	22	22	
TOTALS	RPI 1-25	RPI 26-50	W-L RECORDS	RPI 51-100	RPI 101-150	RPI 150+				
10- 14	0- 0	0- 2	OVERALL	0- 3	0- 2	10- 7				
6- 7	0- 0	0- 1	HOME	0- 2	0- 2	6- 2				
4- 7	0- 0	0- 1	AWAY	0- 1	0- 0	4- 5				
0- 0	0- 0	0- 0	NEUTRAL	0- 0	0- 0	0- 0				
4- 6	0- 0	0- 1	NON-CONFERENCE	0- 1	0- 1	4- 3				
2- 3	0- 0	0- 0	HOME	0- 1	0- 1	2- 1				
2- 3	0- 0	0- 1	AWAY	0- 0	0- 0	2- 2				
0- 0	0- 0	0- 0	NEUTRAL	0- 0	0- 0	0- 0				
6- 8	0- 0	0- 1	CONFERENCE	0- 2	0- 1	6- 4				
4- 4	0- 0	0- 1	HOME	0- 1	0- 1	4- 1				
2- 4	0- 0	0- 0	AWAY	0- 1	0- 0	2- 3				
0- 0	0- 0	0- 0	NEUTRAL	0- 0	0- 0	0- 0				

RPI S	Opponent	Score	RPI S	Opponent	Score	RPI S	Opponent	Score	RPI S	Opponent	Score	Team's RPI: 268
34	A TCU	38 63	85	A American	51 61	109	H Yale	51 62				
47	H Bucknell	52 66	85	H American	62 75	139	H Lehigh	50 73				
			93	H St. John's (NY)	49 60	157	A Boston U.	51 63				
						203	A Holy Cross	39 58				
						203	H Holy Cross	60 53				
						232	A Navy	60 48				
						232	H Navy	55 52				
						238	A Columbia	49 70				
						256	H Colgate	58 70				
						262	A Binghamton	47 60				
						263	H St. Francis Brooklyn	69 57				
						283	H Air Force	60 71				
						289	A Loyola Maryland	51 70				
						289	H Loyola Maryland	69 57				
						303	A Wagner	61 46				
						327	A Lafayette	64 40				
						327	H Lafayette	65 50				
						345	H Fairleigh Dickinson	62 40				
						350	A LIU Brooklyn	57 42				
LAST 12 Division I GAMES:												
203	H Holy Cross	60 53	139	H Lehigh	50 73							
232	A Navy	60 48	203	A Holy Cross	39 58							
327	A Lafayette	64 40	232	H Navy	55 52							
85	H American	62 75	327	H Lafayette	65 50							
289	A Loyola Maryland	51 70	85	A American	51 61							
256	H Colgate	58 70	47	H Bucknell	52 66							

Non-Div I Games: Connecticut Col. 74 48

Army West Point

Loss, Non-Conf, S Site, H Home A Away N Neutral

Average RPI Win:	245	WON-LOST	WINNING	LAST 10	STRENGTH OF	OPP. STRENGTH	TEAM	ADJ.	CONF.	ADJ CONF.
Average RPI Loss:	206	RECORD	PCT. RANK	GAMES	SCHEDULE	OF SCHEDULE	RPI	RPI	RPI	RPI
DIV. I ONLY	12- 12	167	0- 0	319	268	252	252	21	21	
DIV. I NON-CONF.	3- 6	241	0- 0	346	266	342	342	21	21	
TOTALS	RPI 1-25	RPI 26-50	W-L RECORDS	RPI 51-100	RPI 101-150	RPI 150+				
12- 12	0- 0	0- 0	OVERALL	0- 2	3- 1	9- 9				
9- 3	0- 0	0- 0	HOME	0- 1	1- 0	8- 2				
3- 9	0- 0	0- 0	AWAY	0- 1	2- 1	1- 7				
0- 0	0- 0	0- 0	NEUTRAL	0- 0	0- 0	0- 0				
3- 6	0- 0	0- 0	NON-CONFERENCE	0- 1	0- 0	3- 5				
3- 1	0- 0	0- 0	HOME	0- 0	0- 0	3- 1				
0- 5	0- 0	0- 0	AWAY	0- 1	0- 0	0- 4				
0- 0	0- 0	0- 0	NEUTRAL	0- 0	0- 0	0- 0				
9- 6	0- 0	0- 0	CONFERENCE	0- 1	3- 1	6- 4				
6- 2	0- 0	0- 0	HOME	0- 1	1- 0	5- 1				
3- 4	0- 0	0- 0	AWAY	0- 0	2- 1	1- 3				
0- 0	0- 0	0- 0	NEUTRAL	0- 0	0- 0	0- 0				

RPI 1-25				RPI 26-50				RPI 51-100				RPI 101+ Team's RPI: 252					
RPI	S	Opponent	Score	RPI	S	Opponent	Score	RPI	S	Opponent	Score	RPI	S	Opponent	Score		
								63	H	Belmont	62	80	136	A	UT Martin	65	74
								88	A	Cincinnati	48	69	138	A	Tennessee Tech	72	65
													142	A	Morehead St.	84	75
													142	H	Morehead St.	81	80
													155	A	Illinois St.	49	61
													193	A	Jacksonville St.	56	67
													201	A	Vanderbilt	70	99
													219	A	Western Ill.	72	77
													220	A	Southeast Mo. St.	54	64
													220	H	Southeast Mo. St.	56	54
													248	A	SIUE	68	69
													248	H	SIUE	77	65
													251	H	Northern Ky.	52	48
													271	H	Murray St.	59	56
													285	A	Eastern Ill.	73	60
													285	H	Eastern Ill.	57	67
													295	H	Alabama A&M	75	58
													299	H	Tennessee St.	74	47
													322	H	Lipscomb	70	58
													325	H	Eastern Ky.	100	65
													329	H	Mississippi Val.	89	95
													332	A	Evansville	52	56
LAST 12 Division I GAMES:																	
220	H	Southeast Mo. St.	56	54	138	A	Tennessee Tech	72	65								
271	H	Murray St.	59	56	63	H	Belmont	62	80								
142	A	Morehead St.	84	75	299	H	Tennessee St.	74	47								
285	H	Eastern Ill.	57	67	285	A	Eastern Ill.	73	60								
248	H	SIUE	77	65	248	A	SIUE	68	69								
193	A	Jacksonville St.	56	67	136	A	UT Martin	65	74								

Non-Div I Games: Christian Bros. 100 62 Trevecca Nazarene 90 78

Austin Peay

■ Loss,
 ■ Non-Conf, S Site,
 ■ Home
 ■ Away
 N Neutral

Average RPI Win:	152	WON-LOST	WINNING	LAST 10	STRENGTH OF	OPP. STRENGTH	TEAM	ADJ.	CONF.	ADJ CONF.
Average RPI Loss:	109	RECORD	PCT. RANK	GAMES	SCHEDULE	OF SCHEDULE	RPI	RPI	RPI	RPI
DIV. I ONLY	20- 6	36	1- 0	60	103	26	26	8	8	
DIV. I NON-CONF.	8- 3	72	0- 0	155	172	80	80	7	7	
TOTALS	RPI 1-25	RPI 26-50	W-L RECORDS	RPI 51-100	RPI 101-150	RPI 150+				
20- 6	2- 0	1- 1	OVERALL	1- 2	5- 2	11- 1				
9- 2	1- 0	0- 1	HOME	0- 1	4- 0	4- 0				
9- 4	1- 0	0- 0	AWAY	1- 1	1- 2	6- 1				
2- 0	0- 0	1- 0	NEUTRAL	0- 0	0- 0	1- 0				
8- 3	0- 0	1- 1	NON-CONFERENCE	0- 1	1- 0	6- 1				
4- 1	0- 0	0- 1	HOME	0- 0	1- 0	3- 0				
2- 2	0- 0	0- 0	AWAY	0- 1	0- 0	2- 1				
2- 0	0- 0	1- 0	NEUTRAL	0- 0	0- 0	1- 0				
12- 3	2- 0	0- 0	CONFERENCE	1- 1	4- 2	5- 0				
5- 1	1- 0	0- 0	HOME	0- 1	3- 0	1- 0				
7- 2	1- 0	0- 0	AWAY	1- 0	1- 2	4- 0				
0- 0	0- 0	0- 0	NEUTRAL	0- 0	0- 0	0- 0				

RPI 1-25				RPI 26-50				Team's RPI: 26		RPI 51-100				RPI 101+			
RPI	S	Opponent	Score	RPI	S	Opponent	Score		RPI	S	Opponent	Score	RPI	S	Opponent	Score	
13	A	Gonzaga	66 64	34	N	TCU	61 58		57	A	Saint Mary's (CA)	74 73	101	A	Loyola Marymount	58 61	
13	H	Gonzaga	70 68	38	H	California	52 70		57	H	Saint Mary's (CA)	75 78	101	H	Loyola Marymount	55 44	
									61	A	Utah	67 78	106	A	Pacific	77 74	
													106	H	Pacific	75 49	
													110	A	Pepperdine	65 79	
													110	H	Pepperdine	83 58	
													115	H	Northern Colo.	70 50	
													163	H	UC Riverside	72 70	
													169	A	Santa Clara	54 44	
													170	A	Portland	70 69	
													170	H	Portland	79 71	
													187	H	Eastern Wash.	80 65	
													202	A	Utah St.	62 57	
													257	A	San Francisco	67 59	
													259	N	California Baptist	76 69	
													261	A	San Diego	65 56	
													266	A	Utah Valley	77 51	
													279	H	Colorado St.	51 42	
													288	A	Southern Utah	64 67	
LAST 12 Division I GAMES:																	
13	A	Gonzaga	66 64	261	A	San Diego	65 56										
170	A	Portland	70 69	170	H	Portland	79 71										
106	H	Pacific	75 49	13	H	Gonzaga	70 68										
57	H	Saint Mary's (CA)	75 78	57	A	Saint Mary's (CA)	74 73										
110	A	Pepperdine	65 79	106	A	Pacific	77 74										
101	A	Loyola Marymount	58 61	101	H	Loyola Marymount	55 44										

Non-Div I Games:

BYU

■ Loss,
 ■ Non-Conf, S Site,
 ■ Home
 ■ Away
 N Neutral

Average RPI Win:	182	WON-LOST	WINNING	LAST 10	STRENGTH OF	OPP. STRENGTH	TEAM	ADJ.	CONF.	ADJ CONF.
Average RPI Loss:	93	RECORD	PCT. RANK	GAMES	SCHEDULE	OF SCHEDULE	RPI	RPI	RPI	RPI
DIV. I ONLY	6- 18	295	0- 1	45	83	207	207	7	7	
DIV. I NON-CONF.	4- 7	228	0- 0	137	36	211	211	8	8	
TOTALS	RPI 1-25	RPI 26-50	W-L RECORDS	RPI 51-100	RPI 101-150	RPI 150+				
6- 18	0- 1	0- 6	OVERALL	2- 6	1- 1	3- 4				
5- 6	0- 0	0- 2	HOME	2- 2	0- 0	3- 2				
1- 9	0- 1	0- 4	AWAY	0- 2	1- 0	0- 2				
0- 3	0- 0	0- 0	NEUTRAL	0- 2	0- 1	0- 0				
4- 7	0- 0	0- 1	NON-CONFERENCE	1- 4	1- 1	2- 1				
3- 2	0- 0	0- 0	HOME	1- 1	0- 0	2- 1				
1- 2	0- 0	0- 1	AWAY	0- 1	1- 0	0- 0				
0- 3	0- 0	0- 0	NEUTRAL	0- 2	0- 1	0- 0				
2- 11	0- 1	0- 5	CONFERENCE	1- 2	0- 0	1- 3				
2- 4	0- 0	0- 2	HOME	1- 1	0- 0	1- 1				
0- 7	0- 1	0- 3	AWAY	0- 1	0- 0	0- 2				
0- 0	0- 0	0- 0	NEUTRAL	0- 0	0- 0	0- 0				

RPI 1-25				RPI 26-50				RPI 51-100				RPI 101+ Team's RPI: 207			
RPI	S	Opponent	Score	RPI	S	Opponent	Score	RPI	S	Opponent	Score	RPI	S	Opponent	Score
24	A	Central Mich.	63 81	37	A	Ohio	62 94	58	N	Quinnipiac	66 69	119	N	Fordham	70 78
				37	H	Ohio	75 90	69	A	Missouri St.	54 74	127	A	Western Ky.	86 83
				40	A	Buffalo	65 77	73	H	Purdue	38 80	160	A	Akron	61 91
				40	H	Buffalo	58 97	79	H	Kent St.	48 44	188	A	Eastern Mich.	53 56
				43	A	Miami (OH)	57 60	81	A	Toledo	58 65	201	H	Vanderbilt	43 60
				50	A	Butler	47 64	88	H	Cincinnati	75 63	221	H	Bowling Green	77 70
								90	N	Duke	62 79	267	H	Western Mich.	62 65
								97	H	Northern Ill.	83 93	278	H	Cleveland St.	67 62
												299	H	Tennessee St.	90 51
LAST 12 Division I GAMES:															
24	A	Central Mich.	63 81	40	H	Buffalo	58 97								
58	N	Quinnipiac	66 69	37	A	Ohio	62 94								
90	N	Duke	62 79	267	H	Western Mich.	62 65								
188	A	Eastern Mich.	53 56	79	H	Kent St.	48 44								
160	A	Akron	61 91	43	A	Miami (OH)	57 60								
97	H	Northern Ill.	83 93	40	A	Buffalo	65 77								

Non-Div I Games: Urbana 99 62

Ball St.

■ Loss,
 ■ Non-Conf,
 ■ S Site,
 ■ H Home
 ■ A Away
 N Neutral

Through Games of Feb. 11, 1919										
Average RPI Win:	96	WON-LOST	WINNING	LAST 10	STRENGTH OF	OPP. STRENGTH	TEAM	ADJ.	CONF.	ADJ CONF.
Average RPI Loss:	4	RECORD	PCT. RANK	GAMES	SCHEDULE	OF SCHEDULE	RPI	RPI	RPI	RPI
DIV. I ONLY	24- 1	1	1- 0	8	18	2	2	3	3	
DIV. I NON-CONF.	10- 1	17	0- 0	8	28	4	4	3	3	

TOTALS	RPI 1-25	RPI 26-50		W-L RECORDS		RPI 51-100	RPI 101-150	RPI 150+		
24- 1	4- 1	6- 0		OVERALL		2- 0	6- 0	6- 0		
13- 0	2- 0	2- 0		HOME		1- 0	3- 0	5- 0		
9- 1	2- 1	3- 0		AWAY		0- 0	3- 0	1- 0		
2- 0	0- 0	1- 0		NEUTRAL		1- 0	0- 0	0- 0		
10- 1	3- 1	1- 0		NON-CONFERENCE		1- 0	1- 0	4- 0		
6- 0	1- 0	0- 0		HOME		0- 0	1- 0	4- 0		
2- 1	2- 1	0- 0		AWAY		0- 0	0- 0	0- 0		
2- 0	0- 0	1- 0		NEUTRAL		1- 0	0- 0	0- 0		
14- 0	1- 0	5- 0		CONFERENCE		1- 0	5- 0	2- 0		
7- 0	1- 0	2- 0		HOME		1- 0	2- 0	1- 0		
7- 0	0- 0	3- 0		AWAY		0- 0	3- 0	1- 0		
0- 0	0- 0	0- 0		NEUTRAL		0- 0	0- 0	0- 0		

RPI	S	Opponent	Score	RPI	S	Opponent	Score	RPI	S	Opponent	Score	RPI	S	Opponent	Score
4	A	Stanford	63 68	29	A	Texas	74 68	51	H	West Virginia	79 47	117	A	Oklahoma St.	66 58
5	H	UConn	68 57	34	A	TCU	79 55	96	N	Georgetown	67 46	132	A	Kansas	94 68
9	H	Iowa St.	84 69	34	H	TCU	89 71					132	H	Kansas	80 40
16	A	Arizona St.	65 59	36	N	South Dakota St.	72 66					135	A	Texas Tech	73 56
20	A	South Carolina	94 69	42	A	Kansas St.	71 48					135	H	Texas Tech	96 37
				42	H	Kansas St.	65 50					142	H	Morehead St.	96 58
												151	A	Oklahoma	74 53
												151	H	Oklahoma	87 53
												173	H	Nicholls St.	100 39
												175	H	Southern U.	94 49
												216	H	Saint Francis (PA)	116 58
												223	H	UTRGV	98 37
LAST 12 Division I GAMES:															
132	H	Kansas	80 40	117	A	Oklahoma St.	66 58								
151	H	Oklahoma	87 53	151	A	Oklahoma	74 53								
42	A	Kansas St.	71 48	9	H	Iowa St.	84 69								
34	H	TCU	89 71	51	H	West Virginia	79 47								
29	A	Texas	74 68	132	A	Kansas	94 68								
135	H	Texas Tech	96 37	34	A	TCU	79 55								

Non-Div I Games:

Baylor

■ Loss,
■ Non-Conf, S Site,
■ Home
■ Away
N Neutral

Average RPI Win:	211	WON-LOST	WINNING	LAST 10	STRENGTH OF	OPP. STRENGTH	TEAM	ADJ.	CONF.	ADJ CONF.
Average RPI Loss:	64	RECORD	PCT. RANK	GAMES	SCHEDULE	OF SCHEDULE	RPI	RPI	RPI	RPI
DIV. I ONLY	21- 5	24	1- 0	188	138	63	63	21	21	
DIV. I NON-CONF.	7- 4	108	0- 0	101	13	50	50	21	21	
TOTALS	RPI 1-25	RPI 26-50	W-L RECORDS	RPI 51-100	RPI 101-150	RPI 150+				
21- 5	0- 1	0- 2	OVERALL	2- 1	4- 1	15- 0				
10- 2	0- 0	0- 0	HOME	0- 1	2- 1	8- 0				
11- 3	0- 1	0- 2	AWAY	2- 0	2- 0	7- 0				
0- 0	0- 0	0- 0	NEUTRAL	0- 0	0- 0	0- 0				
7- 4	0- 1	0- 2	NON-CONFERENCE	2- 1	0- 0	5- 0				
3- 1	0- 0	0- 0	HOME	0- 1	0- 0	3- 0				
4- 3	0- 1	0- 2	AWAY	2- 0	0- 0	2- 0				
0- 0	0- 0	0- 0	NEUTRAL	0- 0	0- 0	0- 0				
14- 1	0- 0	0- 0	CONFERENCE	0- 0	4- 1	10- 0				
7- 1	0- 0	0- 0	HOME	0- 0	2- 1	5- 0				
7- 0	0- 0	0- 0	AWAY	0- 0	2- 0	5- 0				
0- 0	0- 0	0- 0	NEUTRAL	0- 0	0- 0	0- 0				

RPI 1-25				RPI 26-50				RPI 51-100 Team's RPI: 63				RPI 101+			
RPI	S	Opponent	Score	RPI	S	Opponent	Score	RPI	S	Opponent	Score	RPI	S	Opponent	Score
10	A	NC State	62 77	41	A	Tennessee	76 84	64	A	Middle Tenn.	45 38	136	H	UT Martin	100 86
				49	A	Clemson	62 65	74	A	Wright St.	79 63	138	A	Tennessee Tech	99 67
								81	H	Toledo	69 78	138	H	Tennessee Tech	72 77
												142	A	Morehead St.	77 57
												142	H	Morehead St.	77 50
												158	A	Chattanooga	67 51
												159	H	Tulsa	78 53
												181	H	Arkansas St.	74 55
												193	A	Jacksonville St.	64 41
												193	H	Jacksonville St.	66 52
												220	H	Southeast Mo. St.	91 57
												251	A	Northern Ky.	71 53
												252	A	Austin Peay	80 62
												271	A	Murray St.	65 58
												285	H	Eastern Ill.	98 57
												299	A	Tennessee St.	89 65
												299	H	Tennessee St.	80 46
												322	H	Lipscomb	83 43
												325	A	Eastern Ky.	87 52
												325	H	Eastern Ky.	69 43
LAST 12 Division I GAMES:															
285	H	Eastern Ill.	98 57	220	H	Southeast Mo. St.	91 57								
138	A	Tennessee Tech	99 67	252	A	Austin Peay	80 62								
299	A	Tennessee St.	89 65	271	A	Murray St.	65 58								
142	A	Morehead St.	77 57	299	H	Tennessee St.	80 46								
325	A	Eastern Ky.	87 52	193	A	Jacksonville St.	64 41								
136	H	UT Martin	100 86	325	H	Eastern Ky.	69 43								

Non-Div I Games:

Belmont

■ Loss,
 ■ Non-Conf, S Site,
 ■ Home
 ■ Away
 N Neutral

Bethune-Cookman

Through Games Of Feb. 22, 2019

Average RPI Win: 296	WON-LOST	WINNING	LAST 10	STRENGTH OF	OPP. STRENGTH	TEAM	ADJ.	CONF.	ADJ CONF.
Average RPI Loss: 197	RECORD	PCT. RANK	GAMES	SCHEDULE	OF SCHEDULE	RPI	RPI	RPI	RPI
DIV. I ONLY	14- 9	114	1- 0	343	330	215	215	32	32
DIV. I NON-CONF.	5- 5	162	0- 0	323	178	221	221	32	32
TOTALS	RPI 1-25	RPI 26-50	W-L RECORDS	RPI 51-100	RPI 101-150	RPI 150+			
14- 9	0- 0	0- 0	OVERALL	0- 0	0- 3	14- 6			
7- 2	0- 0	0- 0	HOME	0- 0	0- 0	7- 2			
6- 7	0- 0	0- 0	AWAY	0- 0	0- 3	6- 4			
1- 0	0- 0	0- 0	NEUTRAL	0- 0	0- 0	1- 0			
5- 5	0- 0	0- 0	NON-CONFERENCE	0- 0	0- 3	5- 2			
3- 0	0- 0	0- 0	HOME	0- 0	0- 0	3- 0			
1- 5	0- 0	0- 0	AWAY	0- 0	0- 3	1- 2			
1- 0	0- 0	0- 0	NEUTRAL	0- 0	0- 0	1- 0			
9- 4	0- 0	0- 0	CONFERENCE	0- 0	0- 0	9- 4			
4- 2	0- 0	0- 0	HOME	0- 0	0- 0	4- 2			
5- 2	0- 0	0- 0	AWAY	0- 0	0- 0	5- 2			
0- 0	0- 0	0- 0	NEUTRAL	0- 0	0- 0	0- 0			

RPI 1-25			RPI 26-50			RPI 51-100			RPI 101+			Team's RPI: 215
RPI	S	Opponent	Score	RPI	S	Opponent	Score	RPI	S	Opponent	Score	
								123	A	Georgia St.	57	62
								130	A	South Fla.	39	88
								133	A	Charlotte	69	73
								182	H	UMES	52	64
								195	H	N.C. A&T	48	72
								214	H	Liberty	81	76
								218	A	Florida	53	64
								228	A	Jacksonville	58	56
								235	A	Howard	40	61
								235	H	Howard	76	63
								273	H	North Florida	76	60
								275	A	Norfolk St.	50	57
								275	H	Norfolk St.	65	58
								280	A	Ga. Southern	76	77
								298	N	Kennesaw St.	64	61
								302	A	Morgan St.	73	69
								308	A	South Carolina St.	69	64
								312	H	FIU	68	57
								330	A	Coppin St.	71	65
								340	A	N.C. Central	67	50
								340	H	N.C. Central	72	54
								343	H	Delaware St.	67	55
								348	A	Savannah St.	68	47
LAST 12 Division I GAMES:												
348	A	Savannah St.	68	47	330	A	Coppin St.	71	65			
308	A	South Carolina St.	69	64	302	A	Morgan St.	73	69			
235	H	Howard	76	63	182	H	UMES	52	64			
275	H	Norfolk St.	65	58	343	H	Delaware St.	67	55			
195	H	N.C. A&T	48	72	275	A	Norfolk St.	50	57			
340	H	N.C. Central	72	54	235	A	Howard	40	61			

Non-Div I Games: Flagler 74 59 Edward Waters 73 46

Bethune-Cookman

■ Loss,
 ■ Non-Conf, S Site,
 ■ Home
 ■ Away
 N Neutral

Binghamton

Through Games Of Feb. 22, 2019

Average RPI Win:	284	WON-LOST	WINNING	LAST 10	STRENGTH OF	OPP. STRENGTH	TEAM	ADJ.	CONF.	ADJ CONF.
Average RPI Loss:	172	RECORD	PCT. RANK	GAMES	SCHEDULE	OF SCHEDULE	RPI	RPI	RPI	RPI
DIV. I ONLY	9- 15	244	1- 0	222	280	262	262	23	23	
DIV. I NON-CONF.	3- 8	267	0- 0	105	242	254	254	25	25	
TOTALS	RPI 1-25	RPI 26-50	W-L RECORDS	RPI 51-100	RPI 101-150	RPI 150+				
9- 15	0- 2	0- 1	OVERALL	0- 1	1- 1	8- 10				
6- 6	0- 0	0- 0	HOME	0- 0	1- 1	5- 5				
3- 9	0- 2	0- 1	AWAY	0- 1	0- 0	3- 5				
0- 0	0- 0	0- 0	NEUTRAL	0- 0	0- 0	0- 0				
3- 8	0- 2	0- 1	NON-CONFERENCE	0- 0	0- 1	3- 4				
3- 2	0- 0	0- 0	HOME	0- 0	0- 1	3- 1				
0- 6	0- 2	0- 1	AWAY	0- 0	0- 0	0- 3				
0- 0	0- 0	0- 0	NEUTRAL	0- 0	0- 0	0- 0				
6- 7	0- 0	0- 0	CONFERENCE	0- 1	1- 0	5- 6				
3- 4	0- 0	0- 0	HOME	0- 0	1- 0	2- 4				
3- 3	0- 0	0- 0	AWAY	0- 1	0- 0	3- 2				
0- 0	0- 0	0- 0	NEUTRAL	0- 0	0- 0	0- 0				

RPI 1-25				RPI 26-50				RPI 51-100				RPI 101+ Team's RPI: 262			
RPI	S	Opponent	Score	RPI	S	Opponent	Score	RPI	S	Opponent	Score	RPI	S	Opponent	Score
1	A	Notre Dame	53 103	37	A	Ohio	49 86	71	A	Maine	66 95	112	H	Hartford	73 62
11	A	Marquette	40 93									139	H	Lehigh	55 65
												154	A	Stony Brook	53 68
												154	H	Stony Brook	56 65
												186	H	Rider	57 62
												199	A	Dartmouth	39 63
												226	H	Cornell	72 61
												231	A	Albany (NY)	56 61
												231	H	Albany (NY)	62 71
												255	A	Niagara	72 79
												268	H	Army West Point	60 47
												276	H	Vermont	57 58
												309	A	New Hampshire	71 62
												309	H	New Hampshire	53 54
												318	A	UMBC	58 46
												318	H	UMBC	67 45
												327	A	Lafayette	50 59
												328	A	UMass Lowell	70 50
												328	H	UMass Lowell	58 53
												345	H	Fairleigh Dickinson	73 54
LAST 12 Division I GAMES:															
328	H	UMass Lowell	58 53	71	A	Maine	66 95								
318	A	UMBC	58 46	328	A	UMass Lowell	70 50								
309	H	New Hampshire	53 54	276	H	Vermont	57 58								
154	A	Stony Brook	53 68	318	H	UMBC	67 45								
231	H	Albany (NY)	62 71	154	H	Stony Brook	56 65								
112	H	Hartford	73 62	309	A	New Hampshire	71 62								

Non-Div I Games: Charleston (WV) 69 62 Caldwell 73 54

Binghamton

Loss, Non-Conf, S Site, H Home A Away N Neutral

Average RPI Win:	193	WON-LOST	WINNING	LAST 10	STRENGTH OF	OPP. STRENGTH	TEAM	ADJ.	CONF.	ADJ CONF.
Average RPI Loss:	62	RECORD	PCT. RANK	GAMES	SCHEDULE	OF SCHEDULE	RPI	RPI	RPI	RPI
DIV. I ONLY	19- 3	13	1- 0	220	86	52	52	15	15	
DIV. I NON-CONF.	7- 2	58	1- 0	177	14	64	64	13	13	
TOTALS	RPI 1-25	RPI 26-50	W-L RECORDS	RPI 51-100	RPI 101-150	RPI 150+				
19- 3	0- 1	1- 1	OVERALL	4- 0	1- 1	13- 0				
10- 1	0- 1	1- 0	HOME	1- 0	1- 0	7- 0				
6- 2	0- 0	0- 1	AWAY	1- 0	0- 1	5- 0				
3- 0	0- 0	0- 0	NEUTRAL	2- 0	0- 0	1- 0				
7- 2	0- 1	0- 0	NON-CONFERENCE	2- 0	1- 1	4- 0				
3- 1	0- 1	0- 0	HOME	0- 0	1- 0	2- 0				
1- 1	0- 0	0- 0	AWAY	0- 0	0- 1	1- 0				
3- 0	0- 0	0- 0	NEUTRAL	2- 0	0- 0	1- 0				
12- 1	0- 0	1- 1	CONFERENCE	2- 0	0- 0	9- 0				
7- 0	0- 0	1- 0	HOME	1- 0	0- 0	5- 0				
5- 1	0- 0	0- 1	AWAY	1- 0	0- 0	4- 0				
0- 0	0- 0	0- 0	NEUTRAL	0- 0	0- 0	0- 0				

RPI 1-25				RPI 26-50				RPI 51-100				Team's RPI: 52	RPI 101+			
RPI	S	Opponent	Score	RPI	S	Opponent	Score	RPI	S	Opponent	Score		RPI	S	Opponent	Score
3	H	Louisville	55 74	45	A	Wyoming	52 64	80	N	UNI	61 60		137	A	Washington St.	71 95
				45	H	Wyoming	72 64	86	N	Idaho	91 85		145	H	CSUN	74 63
								92	A	Fresno St.	72 60		162	A	Washington	73 69
								92	H	Fresno St.	83 76		187	H	Eastern Wash.	67 55
													208	A	San Diego St.	69 66
													208	H	San Diego St.	91 67
													216	N	Saint Francis (PA)	78 64
													217	A	UNLV	64 57
													237	A	Nevada	75 74
													237	H	Nevada	80 65
													279	H	Colorado St.	70 57
													283	H	Air Force	79 48
													288	H	Southern Utah	88 53
													306	A	San Jose St.	83 69
													306	H	San Jose St.	99 68
LAST 12 Division I GAMES:																
				162	A	Washington	73 69						279	H	Colorado St.	70 57
				208	H	San Diego St.	91 67						45	A	Wyoming	52 64
				92	H	Fresno St.	83 76						283	H	Air Force	79 48
				306	A	San Jose St.	83 69						92	A	Fresno St.	72 60
				217	A	UNLV	64 57						237	A	Nevada	75 74
				237	H	Nevada	80 65						306	H	San Jose St.	99 68

Non-Div I Games: Southern Ore. 91 46 Northwest Chrst. 93 26

Boise St.

Loss, Non-Conf, S Site, H Home A Away N Neutral

Average RPI Win:	202	WON-LOST	WINNING	LAST 10	STRENGTH OF	OPP. STRENGTH	TEAM	ADJ.	CONF.	ADJ CONF.
Average RPI Loss:	41	RECORD	PCT. RANK	GAMES	SCHEDULE	OF SCHEDULE	RPI	RPI	RPI	RPI
DIV. I ONLY	14- 13	164	1- 0	64	48	120	120	1	1	
DIV. I NON-CONF.	11- 2	32	1- 0	233	301	102	102	1	1	
TOTALS	RPI 1-25	RPI 26-50	W-L RECORDS	RPI 51-100	RPI 101-150	RPI 150+				
14- 13	0- 6	0- 3	OVERALL	2- 2	2- 2	10- 0				
8- 8	0- 3	0- 2	HOME	1- 2	0- 1	7- 0				
4- 5	0- 3	0- 1	AWAY	1- 0	2- 1	1- 0				
2- 0	0- 0	0- 0	NEUTRAL	0- 0	0- 0	2- 0				
11- 2	0- 0	0- 0	NON-CONFERENCE	1- 1	0- 1	10- 0				
7- 2	0- 0	0- 0	HOME	0- 1	0- 1	7- 0				
2- 0	0- 0	0- 0	AWAY	1- 0	0- 0	1- 0				
2- 0	0- 0	0- 0	NEUTRAL	0- 0	0- 0	2- 0				
3- 11	0- 6	0- 3	CONFERENCE	1- 1	2- 1	0- 0				
1- 6	0- 3	0- 2	HOME	1- 1	0- 0	0- 0				
2- 5	0- 3	0- 1	AWAY	0- 0	2- 1	0- 0				
0- 0	0- 0	0- 0	NEUTRAL	0- 0	0- 0	0- 0				

RPI 1-25				RPI 26-50				RPI 51-100				RPI 101+ Team's RPI: 120			
RPI	S	Opponent	Score	RPI	S	Opponent	Score	RPI	S	Opponent	Score	RPI	S	Opponent	Score
1	A	Notre Dame	63 92	28	A	North Carolina	78 93	59	H	Virginia Tech	86 95	102	H	Minnesota	69 77
1	H	Notre Dame	47 97	33	H	Georgia Tech	76 81	90	H	Duke	92 90	105	A	Virginia	77 79
10	H	NC State	69 85	49	H	Clemson	58 91	99	A	Houston	64 57	115	A	Wake Forest	65 64
12	A	Syracuse	69 96					100	H	Providence	57 61	124	A	Pittsburgh	59 55
18	A	Miami (FL)	73 76									157	H	Boston U.	78 51
21	H	Florida St.	71 91									186	N	Rider	112 61
												199	H	Dartmouth	99 68
												203	H	Holy Cross	89 63
												224	H	Campbell	76 56
												238	H	Columbia	74 60
												253	A	Rhode Island	88 64
												289	N	Loyola Maryland	73 47
												315	H	Bryant	83 46
												338	H	Saint Peter's	89 57
LAST 12 Division I GAMES:															
186	N	Rider	112 61	59	H	Virginia Tech	86 95								
28	A	North Carolina	78 93	90	H	Duke	92 90								
49	H	Clemson	58 91	18	A	Miami (FL)	73 76								
1	H	Notre Dame	47 97	1	A	Notre Dame	63 92								
12	A	Syracuse	69 96	21	H	Florida St.	71 91								
105	A	Virginia	77 79	124	A	Pittsburgh	59 55								

Non-Div I Games:

Boston College

■ Loss,
 ■ Non-Conf,
 S Site,
 ■ Home
 ■ Away
 N Neutral

Average RPI Win: 228	WON-LOST	WINNING	LAST 10	STRENGTH OF	OPP. STRENGTH	TEAM	ADJ.	CONF.	ADJ CONF.
Average RPI Loss: 145	RECORD	PCT. RANK	GAMES	SCHEDULE	OF SCHEDULE	RPI	RPI	RPI	RPI
DIV. I ONLY	12- 12	167	0- 1	142	240	157	157	18	18
DIV. I NON-CONF.	4- 6	212	0- 0	236	230	235	235	22	22
TOTALS	RPI 1-25	RPI 26-50	W-L RECORDS	RPI 51-100	RPI 101-150	RPI 150+			
12- 12	0- 0	1- 1	OVERALL	0- 4	3- 2	8- 5			
6- 4	0- 0	0- 1	HOME	0- 1	2- 0	4- 2			
6- 8	0- 0	1- 0	AWAY	0- 3	1- 2	4- 3			
0- 0	0- 0	0- 0	NEUTRAL	0- 0	0- 0	0- 0			
4- 6	0- 0	0- 0	NON-CONFERENCE	0- 2	1- 2	3- 2			
4- 0	0- 0	0- 0	HOME	0- 0	1- 0	3- 0			
0- 6	0- 0	0- 0	AWAY	0- 2	0- 2	0- 2			
0- 0	0- 0	0- 0	NEUTRAL	0- 0	0- 0	0- 0			
8- 6	0- 0	1- 1	CONFERENCE	0- 2	2- 0	5- 3			
2- 4	0- 0	0- 1	HOME	0- 1	1- 0	1- 2			
6- 2	0- 0	1- 0	AWAY	0- 1	1- 0	4- 1			
0- 0	0- 0	0- 0	NEUTRAL	0- 0	0- 0	0- 0			

RPI S	Opponent	Score	RPI S	Opponent	Score	RPI S	Opponent	Score	RPI S	Opponent	Score	Team's RPI: 157
47	A Bucknell	70 62	47	H Bucknell	58 62	85	A American	48 50	120	A Boston College	51 78	
						85	H American	51 64	139	A Lehigh	52 48	
						87	A Northeastern	51 81	139	H Lehigh	58 45	
						91	A Harvard	47 67	140	A Marist	57 68	
									143	H Delaware	72 61	
									199	A Dartmouth	44 64	
									203	A Holy Cross	69 75	
									203	H Holy Cross	61 64	
									229	A Massachusetts	55 66	
									232	A Navy	49 35	
									256	A Colgate	61 53	
									256	H Colgate	72 81	
									268	H Army West Point	63 51	
									269	H Brown	72 51	
									289	A Loyola Maryland	64 62	
									309	H New Hampshire	60 39	
									315	H Bryant	67 65	
									327	A Lafayette	47 44	
LAST 12 Division I GAMES:												
85	A American	48 50	232	A Navy	49 35							
203	H Holy Cross	61 64	85	H American	51 64							
256	A Colgate	61 53	203	A Holy Cross	69 75							
139	A Lehigh	52 48	256	H Colgate	72 81							
47	H Bucknell	58 62	139	H Lehigh	58 45							
327	A Lafayette	47 44	289	A Loyola Maryland	64 62							

Non-Div I Games:

Boston U.

Bowling Green

Through Games Of Feb. 22, 2019

Average RPI Win:	231	WON-LOST	WINNING	LAST 10	STRENGTH OF	OPP. STRENGTH	TEAM	ADJ.	CONF.	ADJ CONF.
Average RPI Loss:	121	RECORD	PCT. RANK	GAMES	SCHEDULE	OF SCHEDULE	RPI	RPI	RPI	RPI
DIV. I ONLY	7- 16	271	0- 1	96	169	221	221	7	7	
DIV. I NON-CONF.	6- 4	125	0- 0	220	336	151	151	8	8	
TOTALS	RPI 1-25	RPI 26-50	W-L RECORDS	RPI 51-100	RPI 101-150	RPI 150+				
7- 16	0- 1	1- 3	OVERALL	0- 5	0- 0	6- 7				
5- 6	0- 1	1- 2	HOME	0- 2	0- 0	4- 1				
2- 9	0- 0	0- 1	AWAY	0- 3	0- 0	2- 5				
0- 1	0- 0	0- 0	NEUTRAL	0- 0	0- 0	0- 1				
6- 4	0- 0	0- 1	NON-CONFERENCE	0- 0	0- 0	6- 3				
4- 0	0- 0	0- 0	HOME	0- 0	0- 0	4- 0				
2- 3	0- 0	0- 1	AWAY	0- 0	0- 0	2- 2				
0- 1	0- 0	0- 0	NEUTRAL	0- 0	0- 0	0- 1				
1- 12	0- 1	1- 2	CONFERENCE	0- 5	0- 0	0- 4				
1- 6	0- 1	1- 2	HOME	0- 2	0- 0	0- 1				
0- 6	0- 0	0- 0	AWAY	0- 3	0- 0	0- 3				
0- 0	0- 0	0- 0	NEUTRAL	0- 0	0- 0	0- 0				

RPI 1-25				RPI 26-50				RPI 51-100				RPI 101+ Team's RPI: 221			
RPI	S	Opponent	Score	RPI	S	Opponent	Score	RPI	S	Opponent	Score	RPI	S	Opponent	Score
24	H	Central Mich.	54 92	37	H	Ohio	79 82	79	A	Kent St.	73 77	160	A	Akron	71 74
				40	H	Buffalo	78 72	81	A	Toledo	56 76	161	N	Mercer	63 76
				43	H	Miami (OH)	75 82	81	H	Toledo	65 79	176	A	Coastal Caro.	80 81
				48	A	Michigan St.	69 99	97	A	Northern Ill.	47 88	188	A	Eastern Mich.	74 81
								97	H	Northern Ill.	52 66	191	A	Xavier	49 65
												194	H	Marshall	99 76
												207	A	Ball St.	70 77
												209	H	Robert Morris	61 60
												241	H	Loyola Chicago	88 74
												267	H	Western Mich.	82 84
												287	A	Canisius	74 53
												310	A	Valparaiso	79 72
												334	H	Detroit Mercy	79 73
LAST 12 Division I GAMES:															
				79	A	Kent St.	73 77	37	H	Ohio	79 82				
				40	H	Buffalo	78 72	188	A	Eastern Mich.	74 81				
				43	H	Miami (OH)	75 82	81	H	Toledo	65 79				
				97	A	Northern Ill.	47 88	97	H	Northern Ill.	52 66				
				81	A	Toledo	56 76	160	A	Akron	71 74				
				24	H	Central Mich.	54 92	207	A	Ball St.	70 77				

Non-Div I Games: Davis & Elkins 63 28

Bowling Green

■ Loss,
 ■ Non-Conf,
 ■ S Site,
 ■ H Home
 ■ A Away
 N Neutral

Average RPI Win:	244	WON-LOST	WINNING	LAST 10	STRENGTH OF	OPP. STRENGTH	TEAM	ADJ.	CONF.	ADJ CONF.
Average RPI Loss:	110	RECORD	PCT. RANK	GAMES	SCHEDULE	OF SCHEDULE	RPI	RPI	RPI	RPI
DIV. I ONLY	17- 7	67	1- 0	306	162	149	149	13	13	
DIV. I NON-CONF.	9- 1	29	1- 0	347	232	143	143	15	15	
TOTALS	RPI 1-25	RPI 26-50	W-L RECORDS	RPI 51-100	RPI 101-150	RPI 150+				
17- 7	0- 1	0- 0	OVERALL	0- 4	2- 1	15- 1				
9- 3	0- 1	0- 0	HOME	0- 2	1- 0	8- 0				
7- 4	0- 0	0- 0	AWAY	0- 2	0- 1	7- 1				
1- 0	0- 0	0- 0	NEUTRAL	0- 0	1- 0	0- 0				
9- 1	0- 0	0- 0	NON-CONFERENCE	0- 1	1- 0	8- 0				
5- 0	0- 0	0- 0	HOME	0- 0	0- 0	5- 0				
3- 1	0- 0	0- 0	AWAY	0- 1	0- 0	3- 0				
1- 0	0- 0	0- 0	NEUTRAL	0- 0	1- 0	0- 0				
8- 6	0- 1	0- 0	CONFERENCE	0- 3	1- 1	7- 1				
4- 3	0- 1	0- 0	HOME	0- 2	1- 0	3- 0				
4- 3	0- 0	0- 0	AWAY	0- 1	0- 1	4- 1				
0- 0	0- 0	0- 0	NEUTRAL	0- 0	0- 0	0- 0				

RPI 1-25				RPI 26-50				RPI 51-100				RPI 101+				Team's RPI: 149	
RPI	S	Opponent	Score	RPI	S	Opponent	Score	RPI	S	Opponent	Score	RPI	S	Opponent	Score		
23	H	Drake	63 92					69	A	Missouri St.	60 82	143	N	Delaware	59 47		
								69	H	Missouri St.	56 68	146	A	Southern Ill.	55 62		
								73	A	Purdue	61 74	146	H	Southern Ill.	58 53		
								80	H	UNI	78 81	155	A	Illinois St.	79 68		
												155	H	Illinois St.	75 65		
												189	A	Indiana St.	61 45		
												189	H	Indiana St.	81 80		
												219	H	Western Ill.	82 68		
												220	H	Southeast Mo. St.	85 79		
												241	A	Loyola Chicago	69 56		
												278	A	Cleveland St.	67 65		
												285	H	Eastern Ill.	67 64		
												297	A	Fla. Atlantic	80 59		
												304	H	Oakland	73 64		
												310	A	Valparaiso	73 76		
												312	A	Omaha	80 60		
												332	A	Evansville	75 68		
												332	H	Evansville	81 63		
												349	H	Chicago St.	89 59		
LAST 12 Division I GAMES:																	
297	A	Fla. Atlantic	80 59	241	A	Loyola Chicago	69 56										
155	H	Illinois St.	75 65	310	A	Valparaiso	73 76										
69	A	Missouri St.	60 82	155	A	Illinois St.	79 68										
146	A	Southern Ill.	55 62	146	H	Southern Ill.	58 53										
332	H	Evansville	81 63	69	H	Missouri St.	56 68										
189	H	Indiana St.	81 80	189	A	Indiana St.	61 45										

Non-Div I Games: Rockhurst 83 40

Bradley

■ Loss,
 ■ Non-Conf,
 ■ S Site,
 ■ H Home
 ■ A Away
 N Neutral

Average RPI Win: 270	WON-LOST	WINNING	LAST 10	STRENGTH OF	OPP. STRENGTH	TEAM	ADJ.	CONF.	ADJ CONF.
Average RPI Loss: 143	RECORD	PCT. RANK	GAMES	SCHEDULE	OF SCHEDULE	RPI	RPI	RPI	RPI
DIV. I ONLY	7- 16	271	0- 1	199	214	269	269	11	11
DIV. I NON-CONF.	6- 8	199	0- 1	284	300	241	241	11	11
<hr/>									
TOTALS	RPI 1-25	RPI 26-50	W-L RECORDS	RPI 51-100	RPI 101-150	RPI 150+			
7- 16	0- 1	0- 1	OVERALL	0- 6	1- 1	6- 7			
4- 6	0- 0	0- 1	HOME	0- 1	1- 0	3- 4			
2- 10	0- 1	0- 0	AWAY	0- 5	0- 1	2- 3			
1- 0	0- 0	0- 0	NEUTRAL	0- 0	0- 0	1- 0			
6- 8	0- 1	0- 1	NON-CONFERENCE	0- 2	0- 0	6- 4			
3- 2	0- 0	0- 1	HOME	0- 0	0- 0	3- 1			
2- 6	0- 1	0- 0	AWAY	0- 2	0- 0	2- 3			
1- 0	0- 0	0- 0	NEUTRAL	0- 0	0- 0	1- 0			
1- 8	0- 0	0- 0	CONFERENCE	0- 4	1- 1	0- 3			
1- 4	0- 0	0- 0	HOME	0- 1	1- 0	0- 3			
0- 4	0- 0	0- 0	AWAY	0- 3	0- 1	0- 0			
0- 0	0- 0	0- 0	NEUTRAL	0- 0	0- 0	0- 0			

RPI 1-25				RPI 26-50				RPI 51-100				RPI 101+ Team's RPI: 269			
RPI	S	Opponent	Score	RPI	S	Opponent	Score	RPI	S	Opponent	Score	RPI	S	Opponent	Score
25	A	Rutgers	52 73	47	H	Bucknell	78 91	65	A	Penn	43 83	109	A	Yale	72 84
								71	A	Maine	96 102	109	H	Yale	86 71
								77	A	Princeton	74 93	157	A	Boston U.	51 72
								91	A	Harvard	55 98	199	H	Dartmouth	61 81
								91	H	Harvard	83 100	203	A	Holy Cross	89 85
								97	A	Northern Ill.	102 109	226	H	Cornell	53 65
												229	H	Massachusetts	61 90
												238	H	Columbia	81 83
												253	A	Rhode Island	67 72
												290	H	Fairfield	68 49
												309	H	New Hampshire	76 70
												315	A	Bryant	57 75
												315	N	Bryant	84 68
												316	H	Central Conn. St.	68 63
												349	A	Chicago St.	90 65
<hr/>															
LAST 12 Division I GAMES:															
253	A	Rhode Island	67 72	91	H	Harvard	83 100	199	H	Dartmouth	61 81	109	A	Yale	72 84
91	A	Harvard	55 98	109	A	Yale	72 84	109	H	Yale	86 71	25	A	Rutgers	52 73
238	H	Columbia	81 83	25	A	Rutgers	52 73	97	A	Northern Ill.	102 109				
226	H	Cornell	53 65												
77	A	Princeton	74 93												
65	A	Penn	43 83												

Non-Div I Games: Johnson & Wales (RI78 46 Adelphi 75 62

Brown

■ Loss,
 ■ Non-Conf, S Site,
 ■ Home
 ■ Away
 N Neutral

Average RPI Win:	295	WON-LOST	WINNING	LAST 10	STRENGTH OF	OPP. STRENGTH	TEAM	ADJ.	CONF.	ADJ CONF.
Average RPI Loss:	200	RECORD	PCT. RANK	GAMES	SCHEDULE	OF SCHEDULE	RPI	RPI	RPI	RPI
DIV. I ONLY	7- 17	279	0- 1	304	325	315	315	31	31	
DIV. I NON-CONF.	2- 9	297	0- 1	213	243	298	298	31	31	
TOTALS	RPI 1-25	RPI 26-50	W-L RECORDS	RPI 51-100	RPI 101-150	RPI 150+				
7- 17	0- 0	0- 0	OVERALL	0- 3	0- 2	7- 12				
5- 5	0- 0	0- 0	HOME	0- 1	0- 0	5- 4				
2- 10	0- 0	0- 0	AWAY	0- 1	0- 2	2- 7				
0- 2	0- 0	0- 0	NEUTRAL	0- 1	0- 0	0- 1				
2- 9	0- 0	0- 0	NON-CONFERENCE	0- 3	0- 2	2- 4				
1- 2	0- 0	0- 0	HOME	0- 1	0- 0	1- 1				
1- 5	0- 0	0- 0	AWAY	0- 1	0- 2	1- 2				
0- 2	0- 0	0- 0	NEUTRAL	0- 1	0- 0	0- 1				
5- 8	0- 0	0- 0	CONFERENCE	0- 0	0- 0	5- 8				
4- 3	0- 0	0- 0	HOME	0- 0	0- 0	4- 3				
1- 5	0- 0	0- 0	AWAY	0- 0	0- 0	1- 5				
0- 0	0- 0	0- 0	NEUTRAL	0- 0	0- 0	0- 0				

RPI 1-25			RPI 26-50			RPI 51-100				RPI 101+ Team's RPI: 315					
RPI	S	Opponent	Score	RPI	S	Opponent	Score	RPI	S	Opponent	Score	RPI	S	Opponent	Score
								51	A	West Virginia	48 94	112	A	Hartford	57 67
								71	H	Maine	57 74	120	A	Boston College	46 83
								100	N	Providence	64 72	157	A	Boston U.	65 67
												203	H	Holy Cross	62 81
												209	A	Robert Morris	56 59
												209	H	Robert Morris	57 60
												216	A	Saint Francis (PA)	66 78
												216	H	Saint Francis (PA)	66 63
												225	A	Sacred Heart	48 49
												225	H	Sacred Heart	57 67
												240	A	Mt. St. Mary's	73 68
												263	H	St. Francis Brooklyn	55 60
												269	H	Brown	75 57
												269	N	Brown	68 84
												309	A	New Hampshire	74 79
												316	A	Central Conn. St.	65 66
												316	H	Central Conn. St.	72 60
												328	A	UMass Lowell	58 57
												345	A	Fairleigh Dickinson	53 63
												345	H	Fairleigh Dickinson	68 48
												350	H	LIU Brooklyn	69 62
LAST 12 Division I GAMES:															
				100	N	Providence	64 72					345	A	Fairleigh Dickinson	53 63
				345	H	Fairleigh Dickinson	68 48					316	H	Central Conn. St.	72 60
				225	H	Sacred Heart	57 67					216	H	Saint Francis (PA)	66 63
				216	A	Saint Francis (PA)	66 78					209	H	Robert Morris	57 60
				209	A	Robert Morris	56 59					225	A	Sacred Heart	48 49
				316	A	Central Conn. St.	65 66					240	A	Mt. St. Mary's	73 68

Non-Div I Games:

Bryant

■ Loss,
 ■ Non-Conf,
 ■ S Site,
 ■ H Home
 ■ A Away
 N Neutral

Average RPI Win: 223	WON-LOST	WINNING	LAST 10	STRENGTH OF	OPP. STRENGTH	TEAM	ADJ.	CONF.	ADJ CONF.
Average RPI Loss: 60	RECORD	PCT. RANK	GAMES	SCHEDULE	OF SCHEDULE	RPI	RPI	RPI	RPI
DIV. I ONLY	22- 4	14	1- 0	166	193	47	47	18	18
DIV. I NON-CONF.	9- 3	61	0- 0	104	153	34	34	22	22
TOTALS	RPI 1-25	RPI 26-50	W-L RECORDS	RPI 51-100	RPI 101-150	RPI 150+			
22- 4	0- 2	0- 0	OVERALL	2- 1	3- 0	17- 1			
10- 1	0- 0	0- 0	HOME	2- 0	2- 0	6- 1			
10- 3	0- 2	0- 0	AWAY	0- 1	1- 0	9- 0			
2- 0	0- 0	0- 0	NEUTRAL	0- 0	0- 0	2- 0			
9- 3	0- 2	0- 0	NON-CONFERENCE	1- 1	1- 0	7- 0			
4- 0	0- 0	0- 0	HOME	1- 0	1- 0	2- 0			
3- 3	0- 2	0- 0	AWAY	0- 1	0- 0	3- 0			
2- 0	0- 0	0- 0	NEUTRAL	0- 0	0- 0	2- 0			
13- 1	0- 0	0- 0	CONFERENCE	1- 0	2- 0	10- 1			
6- 1	0- 0	0- 0	HOME	1- 0	1- 0	4- 1			
7- 0	0- 0	0- 0	AWAY	0- 0	1- 0	6- 0			
0- 0	0- 0	0- 0	NEUTRAL	0- 0	0- 0	0- 0			

RPI 1-25				RPI 26-50				RPI 51-100				RPI 101+			
RPI	S	Opponent	Score	RPI	S	Opponent	Score	RPI	S	Opponent	Score	RPI	S	Opponent	Score
9	A	Iowa St.	61 86					58	H	Quinnipiac	75 58	122	H	Youngstown St.	73 68
12	A	Syracuse	56 70					62	A	Drexel	42 64	139	A	Lehigh	73 68
								85	H	American	71 56	139	H	Lehigh	71 53
												157	A	Boston U.	62 58
												157	H	Boston U.	62 70
												186	H	Rider	80 59
												203	H	Holy Cross	75 71
												222	A	Monmouth	70 32
												229	N	Massachusetts	77 58
												230	A	St. Bonaventure	77 46
												232	A	Navy	77 43
												256	A	Colgate	90 62
												256	H	Colgate	76 58
												268	A	Army West Point	66 52
												269	A	Brown	91 78
												289	A	Loyola Maryland	75 57
												289	H	Loyola Maryland	87 55
												290	N	Fairfield	77 54
												326	H	Iona	81 43
												327	A	Lafayette	56 47
												327	H	Lafayette	75 43
LAST 12 Division I GAMES:															
289	H	Loyola Maryland	87 55	203	H	Holy Cross	75 71								
256	H	Colgate	76 58	289	A	Loyola Maryland	75 57								
139	A	Lehigh	73 68	256	A	Colgate	90 62								
327	H	Lafayette	75 43	139	H	Lehigh	71 53								
157	A	Boston U.	62 58	327	A	Lafayette	56 47								
232	A	Navy	77 43	268	A	Army West Point	66 52								

Non-Div I Games:

Bucknell

■ Loss,
■ Non-Conf,
■ S Site,
■ H Home
■ A Away
N Neutral

Buffalo

Through Games Of Feb. 22, 2019

Average RPI Win:	172	WON-LOST	WINNING	LAST 10	STRENGTH OF	OPP. STRENGTH	TEAM	ADJ.	CONF.	ADJ CONF.
Average RPI Loss:	61	RECORD	PCT. RANK	GAMES	SCHEDULE	OF SCHEDULE	RPI	RPI	RPI	RPI
DIV. I ONLY	17- 7	67	0- 1	65	85	40	40	7	7	
DIV. I NON-CONF.	8- 3	72	0- 0	91	99	39	39	8	8	
TOTALS	RPI 1-25	RPI 26-50	W-L RECORDS	RPI 51-100	RPI 101-150	RPI 150+				
17- 7	0- 4	2- 1	OVERALL	4- 0	0- 1	11- 1				
7- 3	0- 2	0- 1	HOME	3- 0	0- 0	4- 0				
8- 4	0- 2	1- 0	AWAY	0- 0	0- 1	7- 1				
2- 0	0- 0	1- 0	NEUTRAL	1- 0	0- 0	0- 0				
8- 3	0- 2	1- 0	NON-CONFERENCE	1- 0	0- 1	6- 0				
2- 1	0- 1	0- 0	HOME	0- 0	0- 0	2- 0				
4- 2	0- 1	0- 0	AWAY	0- 0	0- 1	4- 0				
2- 0	0- 0	1- 0	NEUTRAL	1- 0	0- 0	0- 0				
9- 4	0- 2	1- 1	CONFERENCE	3- 0	0- 0	5- 1				
5- 2	0- 1	0- 1	HOME	3- 0	0- 0	2- 0				
4- 2	0- 1	1- 0	AWAY	0- 0	0- 0	3- 1				
0- 0	0- 0	0- 0	NEUTRAL	0- 0	0- 0	0- 0				

RPI	S	Opponent	Score	RPI	S	Opponent	Score	RPI	S	Opponent	Score	RPI	S	Opponent	Score
4	H	Stanford	55 62	36	N	South Dakota St.	61 55	79	H	Kent St.	75 66	113	A	Dayton	59 72
6	A	Oregon	82 102	37	H	Ohio	71 74	81	H	Toledo	73 63	160	H	Akron	91 72
24	A	Central Mich.	65 76	43	A	Miami (OH)	66 59	96	N	Georgetown	73 64	182	A	UMES	69 63
24	H	Central Mich.	95 100					97	H	Northern Ill.	93 64	188	A	Eastern Mich.	91 84
												199	A	Dartmouth	75 69
												207	A	Ball St.	97 58
												207	H	Ball St.	77 65
												221	A	Bowling Green	72 78
												230	H	St. Bonaventure	90 43
												255	H	Niagara	88 61
												267	A	Western Mich.	61 59
												287	A	Canisius	84 66
												316	A	Central Conn. St.	82 69
LAST 12 Division I GAMES:															
24	H	Central Mich.	95 100	97	H	Northern Ill.	93 64								
221	A	Bowling Green	72 78	160	H	Akron	91 72								
79	H	Kent St.	75 66	267	A	Western Mich.	61 59								
81	H	Toledo	73 63	207	H	Ball St.	77 65								
24	A	Central Mich.	65 76	43	A	Miami (OH)	66 59								
207	A	Ball St.	97 58	188	A	Eastern Mich.	91 84								

Non-Div I Games:

Buffalo

■ Loss,
 ■ Non-Conf,
 S Site,
 ■ Home
 ■ Away
 N Neutral

Average RPI Win:	158	WON-LOST	WINNING	LAST 10	STRENGTH OF	OPP. STRENGTH	TEAM	ADJ.	CONF.	ADJ CONF.
Average RPI Loss:	70	RECORD	PCT. RANK	GAMES	SCHEDULE	OF SCHEDULE	RPI	RPI	RPI	RPI
DIV. I ONLY	20- 6	36	1- 0	116	68	50	50	6	6	
DIV. I NON-CONF.	10- 1	17	0- 0	269	173	53	53	4	4	
TOTALS	RPI 1-25	RPI 26-50	W-L RECORDS	RPI 51-100	RPI 101-150	RPI 150+				
20- 6	1- 1	0- 2	OVERALL	5- 2	3- 1	11- 0				
11- 3	0- 1	0- 1	HOME	1- 1	2- 0	8- 0				
7- 3	1- 0	0- 1	AWAY	3- 1	1- 1	2- 0				
2- 0	0- 0	0- 0	NEUTRAL	1- 0	0- 0	1- 0				
10- 1	0- 0	0- 1	NON-CONFERENCE	1- 0	0- 0	9- 0				
7- 0	0- 0	0- 0	HOME	0- 0	0- 0	7- 0				
1- 1	0- 0	0- 1	AWAY	0- 0	0- 0	1- 0				
2- 0	0- 0	0- 0	NEUTRAL	1- 0	0- 0	1- 0				
10- 5	1- 1	0- 1	CONFERENCE	4- 2	3- 1	2- 0				
4- 3	0- 1	0- 1	HOME	1- 1	2- 0	1- 0				
6- 2	1- 0	0- 0	AWAY	3- 1	1- 1	1- 0				
0- 0	0- 0	0- 0	NEUTRAL	0- 0	0- 0	0- 0				

RPI 1-25				RPI 26-50				Team's RPI: 50	RPI 51-100				RPI 101+			
RPI	S	Opponent	Score	RPI	S	Opponent	Score		RPI	S	Opponent	Score	RPI	S	Opponent	Score
11	A	Marquette	61 57	30	H	DePaul	78 86		56	A	Villanova	63 55	111	A	Creighton	75 43
11	H	Marquette	58 87	46	A	Indiana	46 66		78	N	Ohio St.	66 53	111	H	Creighton	66 46
									93	A	St. John's (NY)	73 68	131	A	Seton Hall	62 83
									93	H	St. John's (NY)	66 45	131	H	Seton Hall	62 59
									96	A	Georgetown	59 50	155	H	Illinois St.	58 56
									100	A	Providence	68 74	160	A	Akron	63 47
									100	H	Providence	63 66	188	N	Eastern Mich.	73 63
													189	H	Indiana St.	72 49
													191	A	Xavier	63 41
													191	H	Xavier	63 38
													207	H	Ball St.	64 47
													219	H	Western Ill.	92 51
													271	H	Murray St.	86 65
													285	H	Eastern Ill.	72 37
													328	H	UMass Lowell	89 36
LAST 12 Division I GAMES:																
11	A	Marquette	61 57	11	H	Marquette	58 87		56	A	Villanova	63 55	111	A	Creighton	75 43
100	H	Providence	63 66	30	H	DePaul	78 86		93	A	St. John's (NY)	73 68	131	A	Seton Hall	62 83
111	H	Creighton	66 46	46	A	Indiana	46 66		93	H	St. John's (NY)	66 45	131	H	Seton Hall	62 59
191	H	Xavier	63 38						96	A	Georgetown	59 50	155	H	Illinois St.	58 56
131	A	Seton Hall	62 83						100	A	Providence	68 74	160	A	Akron	63 47
93	A	St. John's (NY)	73 68						100	H	Providence	63 66	188	N	Eastern Mich.	73 63

Non-Div I Games:

Butler

CSU Bakersfield

Through Games Of Feb. 22, 2019

Average RPI Win:	274	WON-LOST	WINNING	LAST 10	STRENGTH OF	OPP. STRENGTH	TEAM	ADJ.	CONF.	ADJ CONF.
Average RPI Loss:	211	RECORD	PCT. RANK	GAMES	SCHEDULE	OF SCHEDULE	RPI	RPI	RPI	RPI
DIV. I ONLY	9- 14	237	1- 0	305	324	264	264	30	30	
DIV. I NON-CONF.	2- 9	297	0- 0	273	268	310	310	30	30	
TOTALS	RPI 1-25	RPI 26-50	W-L RECORDS	RPI 51-100	RPI 101-150	RPI 150+				
9- 14	0- 1	0- 0	OVERALL	1- 0	0- 0	8- 13				
4- 3	0- 0	0- 0	HOME	1- 0	0- 0	3- 3				
5- 11	0- 1	0- 0	AWAY	0- 0	0- 0	5- 10				
0- 0	0- 0	0- 0	NEUTRAL	0- 0	0- 0	0- 0				
2- 9	0- 1	0- 0	NON-CONFERENCE	1- 0	0- 0	1- 8				
1- 1	0- 0	0- 0	HOME	1- 0	0- 0	0- 1				
1- 8	0- 1	0- 0	AWAY	0- 0	0- 0	1- 7				
0- 0	0- 0	0- 0	NEUTRAL	0- 0	0- 0	0- 0				
7- 5	0- 0	0- 0	CONFERENCE	0- 0	0- 0	7- 5				
3- 2	0- 0	0- 0	HOME	0- 0	0- 0	3- 2				
4- 3	0- 0	0- 0	AWAY	0- 0	0- 0	4- 3				
0- 0	0- 0	0- 0	NEUTRAL	0- 0	0- 0	0- 0				

RPI 1-25				RPI 26-50				RPI 51-100				RPI 101+ Team's RPI: 264			
RPI	S	Opponent	Score	RPI	S	Opponent	Score	RPI	S	Opponent	Score	RPI	S	Opponent	Score
22	A	Oregon St.	52 92					74	H	Wright St.	76 74	153	A	New Mexico St.	48 61
												153	H	New Mexico St.	59 61
												163	H	UC Riverside	67 79
												168	A	UC Irvine	78 85
												177	A	North Texas	59 71
												223	A	UTRGV	56 64
												223	H	UTRGV	68 63
												227	A	SMU	43 49
												249	A	UMKC	67 57
												249	H	UMKC	85 71
												254	A	Cal St. Fullerton	56 64
												259	H	California Baptist	45 68
												266	A	Utah Valley	70 78
												277	A	UTEP	47 53
												294	A	UC Santa Barbara	56 48
												306	A	San Jose St.	72 82
												312	A	Omaha	46 53
												337	A	Grand Canyon	59 46
												342	A	Seattle U	70 60
												349	A	Chicago St.	67 56
												349	H	Chicago St.	80 47
LAST 12 Division I GAMES:															
249	H	UMKC	85 71	349	A	Chicago St.	67 56								
349	H	Chicago St.	80 47	249	A	UMKC	67 57								
223	A	UTRGV	56 64	153	H	New Mexico St.	59 61								
153	A	New Mexico St.	48 61	223	H	UTRGV	68 63								
337	A	Grand Canyon	59 46	266	A	Utah Valley	70 78								
259	H	California Baptist	45 68	342	A	Seattle U	70 60								

Non-Div I Games: Whittier 74 46 Westcliff 91 37

CSU Bakersfield

Loss, Non-Conf, S Site, H Home A Away N Neutral

Average RPI Win:	248	WON-LOST	WINNING	LAST 10	STRENGTH OF	OPP. STRENGTH	TEAM	ADJ.	CONF.	ADJ CONF.
Average RPI Loss:	90	RECORD	PCT. RANK	GAMES	SCHEDULE	OF SCHEDULE	RPI	RPI	RPI	RPI
DIV. I ONLY	14- 12	150	0- 1	161	141	145	145	22	22	
DIV. I NON-CONF.	6- 8	199	0- 1	115	31	150	150	20	20	
TOTALS	RPI 1-25	RPI 26-50	W-L RECORDS	RPI 51-100	RPI 101-150	RPI 150+				
14- 12	0- 2	0- 1	OVERALL	0- 6	1- 1	13- 2				
9- 3	0- 0	0- 0	HOME	0- 2	1- 1	8- 0				
5- 9	0- 2	0- 1	AWAY	0- 4	0- 0	5- 2				
0- 0	0- 0	0- 0	NEUTRAL	0- 0	0- 0	0- 0				
6- 8	0- 2	0- 1	NON-CONFERENCE	0- 4	1- 1	5- 0				
4- 2	0- 0	0- 0	HOME	0- 1	1- 1	3- 0				
2- 6	0- 2	0- 1	AWAY	0- 3	0- 0	2- 0				
0- 0	0- 0	0- 0	NEUTRAL	0- 0	0- 0	0- 0				
8- 4	0- 0	0- 0	CONFERENCE	0- 2	0- 0	8- 2				
5- 1	0- 0	0- 0	HOME	0- 1	0- 0	5- 0				
3- 3	0- 0	0- 0	AWAY	0- 1	0- 0	3- 2				
0- 0	0- 0	0- 0	NEUTRAL	0- 0	0- 0	0- 0				

RPI 1-25				RPI 26-50				RPI 51-100				RPI 101+ Team's RPI: 145			
RPI	S	Opponent	Score	RPI	S	Opponent	Score	RPI	S	Opponent	Score	RPI	S	Opponent	Score
4	A	Stanford	43 69	38	A	California	42 67	52	A	Boise St.	63 74	101	H	Loyola Marymount	53 72
23	A	Drake	63 73					55	A	Southern California	42 58	137	H	Washington St.	65 52
								83	A	UC Davis	54 70	163	H	UC Riverside	69 56
								83	H	UC Davis	49 60	168	A	UC Irvine	61 65
								86	A	Idaho	73 88	169	A	Santa Clara	53 38
								91	H	Harvard	55 75	208	H	San Diego St.	77 74
												245	A	Hawaii	49 29
												254	A	Cal St. Fullerton	73 64
												254	H	Cal St. Fullerton	74 44
												259	H	California Baptist	73 67
												274	A	Long Beach St.	51 37
												274	H	Long Beach St.	60 45
												294	A	UC Santa Barbara	60 61
												294	H	UC Santa Barbara	73 65
												306	H	San Jose St.	76 40
												312	A	Omaha	64 52
												319	H	Cal Poly	68 52
LAST 12 Division I GAMES:															
				91	H	Harvard	55 75	254	H	Cal St. Fullerton	74 44				
				274	H	Long Beach St.	60 45	274	A	Long Beach St.	51 37				
				254	A	Cal St. Fullerton	73 64	83	H	UC Davis	49 60				
				319	H	Cal Poly	68 52	163	H	UC Riverside	69 56				
				294	A	UC Santa Barbara	60 61	245	A	Hawaii	49 29				
				83	A	UC Davis	54 70	168	A	UC Irvine	61 65				

Non-Div I Games:

CSUN

■ Loss,
 ■ Non-Conf,
 ■ S Site,
 ■ H Home
 ■ A Away
 N Neutral

Average RPI Win: 274	WON-LOST	WINNING	LAST 10	STRENGTH OF	OPP. STRENGTH	TEAM	ADJ.	CONF.	ADJ CONF.
Average RPI Loss: 162	RECORD	PCT. RANK	GAMES	SCHEDULE	OF SCHEDULE	RPI	RPI	RPI	RPI
DIV. I ONLY	4- 19	323	0- 1	233	188	319	319	22	22
DIV. I NON-CONF.	2- 8	293	0- 0	240	56	289	289	20	20
TOTALS	RPI 1-25	RPI 26-50	W-L RECORDS	RPI 51-100	RPI 101-150	RPI 150+			
4- 19	0- 1	0- 1	OVERALL	0- 3	0- 2	4- 12			
3- 8	0- 0	0- 0	HOME	0- 2	0- 1	3- 5			
1- 10	0- 1	0- 1	AWAY	0- 1	0- 1	1- 6			
0- 1	0- 0	0- 0	NEUTRAL	0- 0	0- 0	0- 1			
2- 8	0- 1	0- 1	NON-CONFERENCE	0- 2	0- 1	2- 3			
1- 3	0- 0	0- 0	HOME	0- 1	0- 1	1- 1			
1- 4	0- 1	0- 1	AWAY	0- 1	0- 0	1- 1			
0- 1	0- 0	0- 0	NEUTRAL	0- 0	0- 0	0- 1			
2- 11	0- 0	0- 0	CONFERENCE	0- 1	0- 1	2- 9			
2- 5	0- 0	0- 0	HOME	0- 1	0- 0	2- 4			
0- 6	0- 0	0- 0	AWAY	0- 0	0- 1	0- 5			
0- 0	0- 0	0- 0	NEUTRAL	0- 0	0- 0	0- 0			

RPI 1-25				RPI 26-50				RPI 51-100				RPI 101+ Team's RPI: 319			
RPI	S	Opponent	Score	RPI	S	Opponent	Score	RPI	S	Opponent	Score	RPI	S	Opponent	Score
22	A	Oregon St.	54 79	31	A	UCLA	35 81	57	H	Saint Mary's (CA)	51 69	110	H	Pepperdine	63 70
								83	H	UC Davis	61 85	145	A	CSUN	52 68
								92	A	Fresno St.	58 76	163	A	UC Riverside	66 80
												163	H	UC Riverside	68 75
												163	H	UC Riverside	68 75
												168	A	UC Irvine	57 73
												168	H	UC Irvine	59 75
												187	H	Eastern Wash.	59 55
												196	H	Illinois	51 74
												236	A	Sacramento St.	85 88
												245	A	Hawaii	52 70
												245	H	Hawaii	54 71
												254	A	Cal St. Fullerton	64 78
												257	N	San Francisco	62 65
												274	A	Long Beach St.	58 61
												274	H	Long Beach St.	66 59
												294	H	UC Santa Barbara	75 67
												342	A	Seattle U	60 50
LAST 12 Division I GAMES:															
163	H	UC Riverside	68 75	245	A	Hawaii	52 70								
163	H	UC Riverside	68 75	168	A	UC Irvine	57 73								
163	A	UC Riverside	66 80	245	H	Hawaii	54 71								
145	A	CSUN	52 68	254	A	Cal St. Fullerton	64 78								
83	H	UC Davis	61 85	274	A	Long Beach St.	58 61								
274	H	Long Beach St.	66 59	294	H	UC Santa Barbara	75 67								

Non-Div I Games: Academy of Art 87 65

Cal Poly

■ Loss,
 ■ Non-Conf,
 ■ S Site,
 ■ H Home
 ■ A Away
 N Neutral

Average RPI Win:	278	WON-LOST	WINNING	LAST 10	STRENGTH OF	OPP. STRENGTH	TEAM	ADJ.	CONF.	ADJ CONF.
Average RPI Loss:	156	RECORD	PCT. RANK	GAMES	SCHEDULE	OF SCHEDULE	RPI	RPI	RPI	RPI
DIV. I ONLY	11- 12	192	1- 0	308	243	254	254	22	22	
DIV. I NON-CONF.	7- 5	132	0- 0	322	269	231	231	20	20	
TOTALS	RPI 1-25	RPI 26-50	W-L RECORDS	RPI 51-100	RPI 101-150	RPI 150+				
11- 12	0- 0	0- 0	OVERALL	0- 2	0- 3	11- 7				
6- 6	0- 0	0- 0	HOME	0- 1	0- 2	6- 3				
5- 6	0- 0	0- 0	AWAY	0- 1	0- 1	5- 4				
0- 0	0- 0	0- 0	NEUTRAL	0- 0	0- 0	0- 0				
7- 5	0- 0	0- 0	NON-CONFERENCE	0- 0	0- 1	7- 4				
3- 3	0- 0	0- 0	HOME	0- 0	0- 1	3- 2				
4- 2	0- 0	0- 0	AWAY	0- 0	0- 0	4- 2				
0- 0	0- 0	0- 0	NEUTRAL	0- 0	0- 0	0- 0				
4- 7	0- 0	0- 0	CONFERENCE	0- 2	0- 2	4- 3				
3- 3	0- 0	0- 0	HOME	0- 1	0- 1	3- 1				
1- 4	0- 0	0- 0	AWAY	0- 1	0- 1	1- 2				
0- 0	0- 0	0- 0	NEUTRAL	0- 0	0- 0	0- 0				

RPI S	Opponent	Score	RPI S	Opponent	Score	RPI S	Opponent	Score	RPI S	Opponent	Score	Team's RPI: 254
						83	A UC Davis	51 75	106	H Pacific	64 72	
						83	H UC Davis	39 75	145	A CSUN	44 74	
									145	H CSUN	64 73	
									162	A Washington	74 83	
									163	A UC Riverside	59 62	
									168	A UC Irvine	61 65	
									169	H Santa Clara	60 64	
									170	A Portland	74 83	
									199	H Dartmouth	67 62	
									208	H San Diego St.	72 83	
									238	A Columbia	61 58	
									245	H Hawaii	72 68	
									259	A California Baptist	79 65	
									264	H CSU Bakersfield	64 56	
									266	H Utah Valley	56 55	
									274	H Long Beach St.	53 59	
									294	A UC Santa Barbara	59 52	
									294	H UC Santa Barbara	74 62	
									319	H Cal Poly	78 64	
									338	A Saint Peter's	69 45	
									342	A Seattle U	57 54	
LAST 12 Division I GAMES:												
294	H UC Santa Barbara	74 62	83	H UC Davis	39 75							
145	H CSUN	64 73	294	A UC Santa Barbara	59 52							
168	A UC Irvine	61 65	319	H Cal Poly	78 64							
163	A UC Riverside	59 62	83	A UC Davis	51 75							
274	H Long Beach St.	53 59	245	H Hawaii	72 68							
145	A CSUN	44 74	266	H Utah Valley	56 55							

Non-Div I Games: Antelope Valley 77 65

Cal St. Fullerton

Loss,
Non-Conf, S Site,
H Home
A Away
N Neutral

California

Through Games Of Feb. 22, 2019

Average RPI Win:	119	WON-LOST	WINNING	LAST 10	STRENGTH OF	OPP. STRENGTH	TEAM	ADJ.	CONF.	ADJ CONF.
Average RPI Loss:	36	RECORD	PCT. RANK	GAMES	SCHEDULE	OF SCHEDULE	RPI	RPI	RPI	RPI
DIV. I ONLY	15- 11	132	1- 0	15	5	38	38	2	2	
DIV. I NON-CONF.	9- 2	43	0- 0	53	26	25	25	2	2	
TOTALS	RPI 1-25	RPI 26-50	W-L RECORDS	RPI 51-100	RPI 101-150	RPI 150+				
15- 11	2- 5	1- 2	OVERALL	3- 4	6- 0	3- 0				
8- 5	2- 3	0- 1	HOME	2- 1	2- 0	2- 0				
5- 6	0- 2	1- 1	AWAY	1- 3	2- 0	1- 0				
2- 0	0- 0	0- 0	NEUTRAL	0- 0	2- 0	0- 0				
9- 2	0- 1	1- 0	NON-CONFERENCE	2- 1	4- 0	2- 0				
3- 2	0- 1	0- 0	HOME	1- 1	1- 0	1- 0				
4- 0	0- 0	1- 0	AWAY	1- 0	1- 0	1- 0				
2- 0	0- 0	0- 0	NEUTRAL	0- 0	2- 0	0- 0				
6- 9	2- 4	0- 2	CONFERENCE	1- 3	2- 0	1- 0				
5- 3	2- 2	0- 1	HOME	1- 0	1- 0	1- 0				
1- 6	0- 2	0- 1	AWAY	0- 3	1- 0	0- 0				
0- 0	0- 0	0- 0	NEUTRAL	0- 0	0- 0	0- 0				

RPI S Opponent Score	RPI S Opponent Score	Team's RPI: 38	RPI S Opponent Score	RPI S Opponent Score	RPI S Opponent Score
4 A Stanford 50 75	26 A BYU 70 52		55 A Southern California 76 86	106 N Pacific 81 69	
4 H Stanford 81 80	31 A UCLA 74 80		55 H Southern California 66 59	128 A Penn St. 75 58	
5 H UConn 66 76	31 H UCLA 79 84		57 A Saint Mary's (CA) 81 78	137 H Washington St. 77 63	
6 H Oregon 82 105			61 A Utah 74 87	144 A Colorado 80 60	
16 A Arizona St. 61 62			70 A Arizona 55 60	145 H CSUN 67 42	
16 H Arizona St. 69 60			91 H Harvard 79 85	150 N Tulane 65 57	
22 H Oregon St. 74 82			99 H Houston 80 79	162 H Washington 79 70	
				261 A San Diego 70 53	
				294 H UC Santa Barbara 69 45	
LAST 12 Division I GAMES:					
16 H Arizona St. 69 60	4 H Stanford 81 80				
31 A UCLA 74 80	144 A Colorado 80 60				
55 A Southern California 76 86	61 A Utah 74 87				
22 H Oregon St. 74 82	162 H Washington 79 70				
6 H Oregon 82 105	137 H Washington St. 77 63				
4 A Stanford 50 75	16 A Arizona St. 61 62				

Non-Div I Games:

California

Loss, Non-Conf, S Site, H Home A Away N Neutral

Average RPI Win:	289	WON-LOST	WINNING	LAST 10	STRENGTH OF	OPP. STRENGTH	TEAM	ADJ.	CONF.	ADJ CONF.
Average RPI Loss:	192	RECORD	PCT. RANK	GAMES	SCHEDULE	OF SCHEDULE	RPI	RPI	RPI	RPI
DIV. I ONLY	10- 10	167	1- 0	331	312	259	259	30	30	
DIV. I NON-CONF.	3- 6	241	0- 0	235	213	242	242	30	30	
TOTALS	RPI 1-25	RPI 26-50	W-L RECORDS	RPI 51-100	RPI 101-150	RPI 150+				
10- 10	0- 0	0- 1	OVERALL	0- 1	0- 1	10- 7				
5- 3	0- 0	0- 0	HOME	0- 1	0- 0	5- 2				
5- 6	0- 0	0- 0	AWAY	0- 0	0- 1	5- 5				
0- 1	0- 0	0- 1	NEUTRAL	0- 0	0- 0	0- 0				
3- 6	0- 0	0- 1	NON-CONFERENCE	0- 1	0- 1	3- 3				
1- 2	0- 0	0- 0	HOME	0- 1	0- 0	1- 1				
2- 3	0- 0	0- 0	AWAY	0- 0	0- 1	2- 2				
0- 1	0- 0	0- 1	NEUTRAL	0- 0	0- 0	0- 0				
7- 4	0- 0	0- 0	CONFERENCE	0- 0	0- 0	7- 4				
4- 1	0- 0	0- 0	HOME	0- 0	0- 0	4- 1				
3- 3	0- 0	0- 0	AWAY	0- 0	0- 0	3- 3				
0- 0	0- 0	0- 0	NEUTRAL	0- 0	0- 0	0- 0				

RPI S	Opponent	Score	RPI S	Opponent	Score	RPI S	Opponent	Score	RPI S	Opponent	Score	Team's RPI: 259
26 N	BYU	69 76	84 H	Idaho St.	57 72	145 A	CSUN	67 73	153 A	New Mexico St.	69 76	
						163 H	UC Riverside	65 57	208 A	San Diego St.	67 83	
						223 A	UTRGV	56 60	239 A	Northern Ariz.	88 91	
						249 A	UMKC	95 92	249 H	UMKC	74 78	
						254 H	Cal St. Fullerton	65 79	264 A	CSU Bakersfield	68 45	
						266 H	Utah Valley	83 54	274 A	Long Beach St.	85 83	
						294 A	UC Santa Barbara	76 64	337 A	Grand Canyon	71 75	
						337 H	Grand Canyon	93 50	342 H	Seattle U	100 83	
						349 A	Chicago St.	93 67	349 H	Chicago St.	89 52	
LAST 12 Division I GAMES:												
337 H	Grand Canyon	93 50	264 A	CSU Bakersfield	68 45							
249 A	UMKC	95 92	349 H	Chicago St.	89 52							
349 A	Chicago St.	93 67	249 H	UMKC	74 78							
342 H	Seattle U	100 83	223 A	UTRGV	56 60							
266 H	Utah Valley	83 54	153 A	New Mexico St.	69 76							
337 A	Grand Canyon	71 75	294 A	UC Santa Barbara	76 64							

Non-Div I Games: La Sierra 91 44 Notre Dame de Namur 80 47 Fresno Pacific 93 71 Westcliff 133 43
California Baptist

Average RPI Win:	291	WON-LOST	WINNING	LAST 10	STRENGTH OF	OPP. STRENGTH	TEAM	ADJ.	CONF.	ADJ CONF.
Average RPI Loss:	172	RECORD	PCT. RANK	GAMES	SCHEDULE	OF SCHEDULE	RPI	RPI	RPI	RPI
DIV. I ONLY	14- 9	114	1- 0	326	304	224	224	28	28	
DIV. I NON-CONF.	6- 3	91	1- 0	338	285	225	225	29	29	
TOTALS	RPI 1-25	RPI 26-50	W-L RECORDS	RPI 51-100	RPI 101-150	RPI 150+				
14- 9	0- 0	0- 0	OVERALL	0- 2	0- 2	14- 5				
7- 5	0- 0	0- 0	HOME	0- 2	0- 0	7- 3				
6- 4	0- 0	0- 0	AWAY	0- 0	0- 2	6- 2				
1- 0	0- 0	0- 0	NEUTRAL	0- 0	0- 0	1- 0				
6- 3	0- 0	0- 0	NON-CONFERENCE	0- 1	0- 1	6- 1				
2- 2	0- 0	0- 0	HOME	0- 1	0- 0	2- 1				
3- 1	0- 0	0- 0	AWAY	0- 0	0- 1	3- 0				
1- 0	0- 0	0- 0	NEUTRAL	0- 0	0- 0	1- 0				
8- 6	0- 0	0- 0	CONFERENCE	0- 1	0- 1	8- 4				
5- 3	0- 0	0- 0	HOME	0- 1	0- 0	5- 2				
3- 3	0- 0	0- 0	AWAY	0- 0	0- 1	3- 2				
0- 0	0- 0	0- 0	NEUTRAL	0- 0	0- 0	0- 0				

RPI	S	Opponent	Score	RPI	S	Opponent	Score	RPI	S	Opponent	Score	RPI	S	Opponent	Score	Team's RPI: 224
75	H	Old Dominion	59	83	120	A	Boston College	56	76	126	A	High Point	60	65		
95	H	Radford	52	56	178	A	UNC Asheville	52	60	178	H	UNC Asheville	49	48		
					206	A	Hampton	50	61	206	H	Hampton	52	46		
					233	A	Gardner-Webb	69	63	233	H	Gardner-Webb	38	52		
					235	H	Howard	64	69	275	A	Norfolk St.	57	49		
					281	H	Winthrop	46	59	293	H	Col. of Charleston	66	65		
					301	A	Charleston So.	60	58	301	H	Charleston So.	52	51		
					311	H	UNC Greensboro	53	49	312	A	FIU	59	54		
					312	N	Omaha	65	52	331	H	Presbyterian	51	46		
					335	A	Western Caro.	63	37	336	A	Longwood	66	60		
					344	H	USC Upstate	61	41							
LAST 12 Division I GAMES:																
312	A	FIU	59	54	336	A	Longwood	66	60							
301	H	Charleston So.	52	51	95	H	Radford	52	56							
233	A	Gardner-Webb	69	63	126	A	High Point	60	65							
206	A	Hampton	50	61	206	H	Hampton	52	46							
178	H	UNC Asheville	49	48	281	H	Winthrop	46	59							
344	H	USC Upstate	61	41	178	A	UNC Asheville	52	60							

Non-Div I Games: William Peace 65 36 Columbia (SC) 93 46

Campbell

Loss, Non-Conf, S Site, H Home A Away N Neutral

Canisius

Through Games Of Feb. 22, 2019

Average RPI Win:	289	WON-LOST	WINNING	LAST 10	STRENGTH OF	OPP. STRENGTH	TEAM	ADJ.	CONF.	ADJ CONF.
Average RPI Loss:	178	RECORD	PCT. RANK	GAMES	SCHEDULE	OF SCHEDULE	RPI	RPI	RPI	RPI
DIV. I ONLY	9- 17	260	0- 1	268	279	287	287	26	26	
DIV. I NON-CONF.	2- 9	297	0- 0	234	251	314	314	27	27	
TOTALS	RPI 1-25	RPI 26-50	W-L RECORDS	RPI 51-100	RPI 101-150	RPI 150+				
9- 17	0- 0	0- 2	OVERALL	0- 2	0- 3	9- 10				
5- 8	0- 0	0- 2	HOME	0- 1	0- 2	5- 3				
4- 9	0- 0	0- 0	AWAY	0- 1	0- 1	4- 7				
0- 0	0- 0	0- 0	NEUTRAL	0- 0	0- 0	0- 0				
2- 9	0- 0	0- 2	NON-CONFERENCE	0- 0	0- 1	2- 6				
1- 5	0- 0	0- 2	HOME	0- 0	0- 1	1- 2				
1- 4	0- 0	0- 0	AWAY	0- 0	0- 0	1- 4				
0- 0	0- 0	0- 0	NEUTRAL	0- 0	0- 0	0- 0				
7- 8	0- 0	0- 0	CONFERENCE	0- 2	0- 2	7- 4				
4- 3	0- 0	0- 0	HOME	0- 1	0- 1	4- 1				
3- 5	0- 0	0- 0	AWAY	0- 1	0- 1	3- 3				
0- 0	0- 0	0- 0	NEUTRAL	0- 0	0- 0	0- 0				

RPI S	Opponent	Score	RPI S	Opponent	Score	RPI S	Opponent	Score	RPI S	Opponent	Score	Team's RPI: 287
40	H Buffalo	66 84	58	A Quinnipiac	51 68	122	H Youngstown St.	36 62				
43	H Miami (OH)	59 62	58	H Quinnipiac	42 55	140	A Marist	50 66				
						140	H Marist	66 71				
						160	A Akron	53 62				
						186	A Rider	62 49				
						221	H Bowling Green	53 74				
						222	A Monmouth	61 67				
						223	H UTRGV	53 57				
						230	A St. Bonaventure	94 100				
						231	A Albany (NY)	48 42				
						255	A Niagara	52 74				
						256	A Colgate	53 67				
						270	H Siena	66 78				
						276	H Vermont	67 46				
						286	H Manhattan	47 44				
						290	A Fairfield	65 72				
						290	H Fairfield	53 50				
						304	A Oakland	60 71				
						326	A Iona	48 40				
						326	H Iona	67 47				
						338	A Saint Peter's	75 62				
						338	H Saint Peter's	78 59				
LAST 12 Division I GAMES:												
270	H Siena	66 78	326	H Iona	67 47							
140	A Marist	50 66	186	A Rider	62 49							
255	A Niagara	52 74	222	A Monmouth	61 67							
58	A Quinnipiac	51 68	58	H Quinnipiac	42 55							
290	A Fairfield	65 72	290	H Fairfield	53 50							
338	H Saint Peter's	78 59	338	A Saint Peter's	75 62							

Non-Div I Games:

Canisius

■ Loss,
 ■ Non-Conf,
 ■ S Site,
 ■ H Home
 ■ A Away
 N Neutral

Central Ark.

Through Games Of Feb. 22, 2019

Average RPI Win:	320	WON-LOST	WINNING	LAST 10	STRENGTH OF	OPP. STRENGTH	TEAM	ADJ.	CONF.	ADJ CONF.
Average RPI Loss:	152	RECORD	PCT. RANK	GAMES	SCHEDULE	OF SCHEDULE	RPI	RPI	RPI	RPI
DIV. I ONLY	7- 12	249	1- 0	295	275	282	282	25	25	
DIV. I NON-CONF.	1- 5	311	0- 0	214	126	272	272	23	23	
TOTALS	RPI 1-25	RPI 26-50	W-L RECORDS	RPI 51-100	RPI 101-150	RPI 150+				
7- 12	0- 1	0- 1	OVERALL	0- 2	0- 1	7- 7				
4- 4	0- 0	0- 0	HOME	0- 1	0- 1	4- 2				
3- 8	0- 1	0- 1	AWAY	0- 1	0- 0	3- 5				
0- 0	0- 0	0- 0	NEUTRAL	0- 0	0- 0	0- 0				
1- 5	0- 1	0- 1	NON-CONFERENCE	0- 0	0- 1	1- 2				
0- 1	0- 0	0- 0	HOME	0- 0	0- 1	0- 0				
1- 4	0- 1	0- 1	AWAY	0- 0	0- 0	1- 2				
0- 0	0- 0	0- 0	NEUTRAL	0- 0	0- 0	0- 0				
6- 7	0- 0	0- 0	CONFERENCE	0- 2	0- 0	6- 5				
4- 3	0- 0	0- 0	HOME	0- 1	0- 0	4- 2				
2- 4	0- 0	0- 0	AWAY	0- 1	0- 0	2- 3				
0- 0	0- 0	0- 0	NEUTRAL	0- 0	0- 0	0- 0				

RPI 1-25				RPI 26-50				RPI 51-100				RPI 101+ Team's RPI: 282			
RPI	S	Opponent	Score	RPI	S	Opponent	Score	RPI	S	Opponent	Score	RPI	S	Opponent	Score
17	A	Texas A&M	27 84	42	A	Kansas St.	54 70	67	A	Lamar University	37 57	104	H	South Alabama	50 58
								76	H	SFA	53 59	151	A	Oklahoma	52 65
												164	A	Abilene Christian	70 77
												173	H	Nicholls St.	60 64
												179	A	Sam Houston St.	62 66
												250	H	A&M-Corpus Christi	65 73
												292	A	Jackson St.	56 65
												296	A	New Orleans	62 60
												305	H	Incarinate Word	74 43
												307	A	Southeastern La.	53 62
												307	H	Southeastern La.	75 33
												314	H	McNeese	76 45
												324	H	Northwestern St.	74 52
												341	A	Houston Baptist	77 58
												351	A	Alcorn	57 46
LAST 12 Division I GAMES:															
314	H	McNeese	76 45	296	A	New Orleans	62 60	173	H	Nicholls St.	60 64	305	H	Incarinate Word	74 43
341	A	Houston Baptist	77 58	67	A	Lamar University	37 57	179	A	Sam Houston St.	62 66	67	A	Lamar University	37 57
307	H	Southeastern La.	75 33	76	H	SFA	53 59	307	A	Southeastern La.	53 62	179	A	Sam Houston St.	62 66
324	H	Northwestern St.	74 52	164	A	Abilene Christian	70 77	307	A	Southeastern La.	53 62	307	A	Southeastern La.	53 62

Non-Div I Games: Central Baptist 55 34 Crowley's Ridge 91 33 Williams Baptist 70 35 Hendrix 72 40 Central Ark.

Loss, Non-Conf, S Site, H Home A Away N Neutral

Average RPI Win:	287	WON-LOST	WINNING	LAST 10	STRENGTH OF	OPP. STRENGTH	TEAM	ADJ.	CONF.	ADJ CONF.
Average RPI Loss:	209	RECORD	PCT. RANK	GAMES	SCHEDULE	OF SCHEDULE	RPI	RPI	RPI	RPI
DIV. I ONLY	6- 17	292	0- 1	292	317	316	316	31	31	
DIV. I NON-CONF.	3- 7	256	0- 0	180	200	236	236	31	31	
TOTALS	RPI 1-25	RPI 26-50	W-L RECORDS	RPI 51-100	RPI 101-150	RPI 150+				
6- 17	0- 1	0- 1	OVERALL	0- 0	0- 3	6- 12				
4- 5	0- 0	0- 1	HOME	0- 0	0- 2	4- 2				
2- 12	0- 1	0- 0	AWAY	0- 0	0- 1	2- 10				
0- 0	0- 0	0- 0	NEUTRAL	0- 0	0- 0	0- 0				
3- 7	0- 1	0- 1	NON-CONFERENCE	0- 0	0- 3	3- 2				
1- 3	0- 0	0- 1	HOME	0- 0	0- 2	1- 0				
2- 4	0- 1	0- 0	AWAY	0- 0	0- 1	2- 2				
0- 0	0- 0	0- 0	NEUTRAL	0- 0	0- 0	0- 0				
3- 10	0- 0	0- 0	CONFERENCE	0- 0	0- 0	3- 10				
3- 2	0- 0	0- 0	HOME	0- 0	0- 0	3- 2				
0- 8	0- 0	0- 0	AWAY	0- 0	0- 0	0- 8				
0- 0	0- 0	0- 0	NEUTRAL	0- 0	0- 0	0- 0				

RPI 1-25				RPI 26-50				RPI 51-100				RPI 101+ Team's RPI: 316			
RPI	S	Opponent	Score	RPI	S	Opponent	Score	RPI	S	Opponent	Score	RPI	S	Opponent	Score
25	A	Rutgers	44 73	40	H	Buffalo	69 82					109	A	Yale	46 58
												112	H	Hartford	52 54
												139	H	Lehigh	62 88
												209	A	Robert Morris	40 60
												209	H	Robert Morris	57 64
												216	A	Saint Francis (PA)	68 83
												216	H	Saint Francis (PA)	73 62
												225	A	Sacred Heart	61 66
												229	A	Massachusetts	59 74
												231	A	Albany (NY)	60 53
												240	A	Mt. St. Mary's	53 84
												263	A	St. Francis Brooklyn	58 70
												269	A	Brown	63 68
												302	A	Morgan St.	60 36
												303	A	Wagner	62 70
												303	H	Wagner	63 75
												309	H	New Hampshire	56 47
												315	A	Bryant	60 72
												315	H	Bryant	66 65
												345	A	Fairleigh Dickinson	67 74
												350	H	LIU Brooklyn	63 57
LAST 12 Division I GAMES:															
263	A	St. Francis Brooklyn	58 70	315	A	Bryant	60 72								
303	A	Wagner	62 70	209	H	Robert Morris	57 64								
209	A	Robert Morris	40 60	216	H	Saint Francis (PA)	73 62								
216	A	Saint Francis (PA)	68 83	240	A	Mt. St. Mary's	53 84								
315	H	Bryant	66 65	345	A	Fairleigh Dickinson	67 74								
350	H	LIU Brooklyn	63 57	303	H	Wagner	63 75								

Non-Div I Games:

Central Conn. St.

■ Loss,
 ■ Non-Conf, S Site,
 ■ Home
 ■ Away
 N Neutral

Average RPI Win:	139	WON-LOST	WINNING	LAST 10	STRENGTH OF	OPP. STRENGTH	TEAM	ADJ.	CONF.	ADJ CONF.
Average RPI Loss:	58	RECORD	PCT. RANK	GAMES	SCHEDULE	OF SCHEDULE	RPI	RPI	RPI	RPI
DIV. I ONLY	19- 6	46	1- 0	38	69	24	24	7	7	
DIV. I NON-CONF.	9- 3	61	0- 0	100	7	44	44	8	8	
TOTALS	RPI 1-25	RPI 26-50	W-L RECORDS	RPI 51-100	RPI 101-150	RPI 150+				
19- 6	2- 1	3- 3	OVERALL	3- 1	2- 1	9- 0				
7- 4	1- 1	1- 3	HOME	0- 0	1- 0	4- 0				
11- 1	1- 0	2- 0	AWAY	3- 1	1- 0	4- 0				
1- 1	0- 0	0- 0	NEUTRAL	0- 0	0- 1	1- 0				
9- 3	2- 1	0- 1	NON-CONFERENCE	1- 0	2- 1	4- 0				
3- 2	1- 1	0- 1	HOME	0- 0	1- 0	1- 0				
5- 0	1- 0	0- 0	AWAY	1- 0	1- 0	2- 0				
1- 1	0- 0	0- 0	NEUTRAL	0- 0	0- 1	1- 0				
10- 3	0- 0	3- 2	CONFERENCE	2- 1	0- 0	5- 0				
4- 2	0- 0	1- 2	HOME	0- 0	0- 0	3- 0				
6- 1	0- 0	2- 0	AWAY	2- 1	0- 0	2- 0				
0- 0	0- 0	0- 0	NEUTRAL	0- 0	0- 0	0- 0				

RPI 1-25				Team's RPI: 24		RPI 26-50				RPI 51-100				RPI 101+					
RPI	S	Opponent	Score		RPI	S	Opponent	Score		RPI	S	Opponent	Score		RPI	S	Opponent	Score	
3	H	Louisville	68	72	36	H	South Dakota St.	71	80	58	A	Quinnipiac	67	52	105	A	Virginia	74	61
15	H	UCF	75	68	37	A	Ohio	88	70	79	A	Kent St.	82	75	127	H	Western Ky.	108	90
18	A	Miami (FL)	90	80	37	H	Ohio	75	78	81	A	Toledo	59	62	150	N	Tulane	57	68
					40	A	Buffalo	100	95	97	A	Northern Ill.	89	66	158	N	Chattanooga	73	50
					40	H	Buffalo	76	65						160	H	Akron	94	71
					43	H	Miami (OH)	67	70						188	H	Eastern Mich.	71	61
															201	A	Vanderbilt	66	57
															207	H	Ball St.	81	63
															221	A	Bowling Green	92	54
															267	A	Western Mich.	87	53
															304	H	Oakland	104	61
															326	A	Iona	82	39
LAST 12 Division I GAMES:																			
207	H	Ball St.	81	63	188	H	Eastern Mich.	71	61										
40	A	Buffalo	100	95	81	A	Toledo	59	62										
267	A	Western Mich.	87	53	79	A	Kent St.	82	75										
37	H	Ohio	75	78	43	H	Miami (OH)	67	70										
40	H	Buffalo	76	65	97	A	Northern Ill.	89	66										
221	A	Bowling Green	92	54	37	A	Ohio	88	70										

Non-Div I Games:

Central Mich.

■ Loss,
 ■ Non-Conf, S Site,
 ■ Home
 ■ Away
 N Neutral

Charleston So.

Through Games Of Feb. 22, 2019

Average RPI Win:	290	WON-LOST	WINNING	LAST 10	STRENGTH OF	OPP. STRENGTH	TEAM	ADJ.	CONF.	ADJ CONF.
Average RPI Loss:	201	RECORD	PCT. RANK	GAMES	SCHEDULE	OF SCHEDULE	RPI	RPI	RPI	RPI
DIV. I ONLY	6- 16	288	0- 1	275	331	301	301	28	28	
DIV. I NON-CONF.	0- 8	336	0- 0	281	317	348	348	29	29	
TOTALS	RPI 1-25	RPI 26-50	W-L RECORDS	RPI 51-100	RPI 101-150	RPI 150+				
6- 16	0- 0	0- 0	OVERALL	0- 1	0- 5	6- 10				
2- 7	0- 0	0- 0	HOME	0- 1	0- 3	2- 3				
4- 9	0- 0	0- 0	AWAY	0- 0	0- 2	4- 7				
0- 0	0- 0	0- 0	NEUTRAL	0- 0	0- 0	0- 0				
0- 8	0- 0	0- 0	NON-CONFERENCE	0- 0	0- 3	0- 5				
0- 3	0- 0	0- 0	HOME	0- 0	0- 2	0- 1				
0- 5	0- 0	0- 0	AWAY	0- 0	0- 1	0- 4				
0- 0	0- 0	0- 0	NEUTRAL	0- 0	0- 0	0- 0				
6- 8	0- 0	0- 0	CONFERENCE	0- 1	0- 2	6- 5				
2- 4	0- 0	0- 0	HOME	0- 1	0- 1	2- 2				
4- 4	0- 0	0- 0	AWAY	0- 0	0- 1	4- 3				
0- 0	0- 0	0- 0	NEUTRAL	0- 0	0- 0	0- 0				

RPI 1-25			RPI 26-50			RPI 51-100				RPI 101+		Team's RPI: 301		
RPI	S	Opponent	Score	RPI	S	Opponent	Score	RPI	S	Opponent	Score			
								95	H	Radford	41	67		
										103	A	Georgia	75	83
										126	A	High Point	64	71
										126	H	High Point	62	69
										138	H	Tennessee Tech	55	77
										141	H	Davidson	34	72
										178	H	UNC Asheville	70	59
										206	A	Hampton	72	57
										206	H	Hampton	66	74
										218	A	Florida	60	70
										224	A	Campbell	51	52
										224	H	Campbell	58	60
										228	H	Jacksonville	58	68
										233	A	Gardner-Webb	65	75
										273	A	North Florida	76	82
										281	A	Winthrop	52	57
										293	A	Col. of Charleston	52	79
										308	A	South Carolina St.	58	67
										331	A	Presbyterian	63	55
										336	A	Longwood	81	74
										344	A	USC Upstate	78	75
										344	H	USC Upstate	74	62
LAST 12 Division I GAMES:														
				224	A	Campbell	51	52		233	A	Gardner-Webb	65	75
				206	A	Hampton	72	57		126	A	High Point	64	71
				126	H	High Point	62	69		344	A	USC Upstate	78	75
				344	H	USC Upstate	74	62		95	H	Radford	41	67
				178	H	UNC Asheville	70	59		336	A	Longwood	81	74
				331	A	Presbyterian	63	55		224	H	Campbell	58	60

Non-Div I Games: Converse 101 50 Columbia (SC) 89 57 Erskine 74 50

Charleston So.

Loss, Non-Conf, S Site, H Home A Away N Neutral

Average RPI Win:	202	WON-LOST	WINNING	LAST 10	STRENGTH OF	OPP. STRENGTH	TEAM	ADJ.	CONF.	ADJ CONF.
Average RPI Loss:	132	RECORD	PCT. RANK	GAMES	SCHEDULE	OF SCHEDULE	RPI	RPI	RPI	RPI
DIV. I ONLY	14- 11	139	1- 0	105	205	133	133	14	14	
DIV. I NON-CONF.	8- 4	91	1- 0	67	276	71	71	17	17	
TOTALS	RPI 1-25	RPI 26-50	W-L RECORDS	RPI 51-100	RPI 101-150	RPI 150+				
14- 11	0- 0	0- 1	OVERALL	2- 1	3- 4	9- 5				
12- 2	0- 0	0- 0	HOME	2- 1	2- 1	8- 0				
1- 9	0- 0	0- 1	AWAY	0- 0	1- 3	0- 5				
1- 0	0- 0	0- 0	NEUTRAL	0- 0	0- 0	1- 0				
8- 4	0- 0	0- 0	NON-CONFERENCE	1- 0	2- 3	5- 1				
6- 1	0- 0	0- 0	HOME	1- 0	1- 1	4- 0				
1- 3	0- 0	0- 0	AWAY	0- 0	1- 2	0- 1				
1- 0	0- 0	0- 0	NEUTRAL	0- 0	0- 0	1- 0				
6- 7	0- 0	0- 1	CONFERENCE	1- 1	1- 1	4- 4				
6- 1	0- 0	0- 0	HOME	1- 1	1- 0	4- 0				
0- 6	0- 0	0- 1	AWAY	0- 0	0- 1	0- 4				
0- 0	0- 0	0- 0	NEUTRAL	0- 0	0- 0	0- 0				

RPI S	Opponent	Score	RPI S	Opponent	Score	RPI S	Opponent	Score	RPI S	Opponent	Score	Team's RPI: 133
			35 A	Rice	51 61	64 H	Middle Tenn.	55 62	105 A	Virginia	61 65	
						74 H	Wright St.	88 85	114 H	UAB	60 56	
						75 H	Old Dominion	69 59	115 H	Wake Forest	43 69	
									119 A	Fordham	64 71	
									127 A	Western Ky.	58 76	
									139 A	Lehigh	62 60	
									141 H	Davidson	78 66	
									161 A	Mercer	40 57	
									167 A	Louisiana Tech	51 88	
									177 A	North Texas	63 68	
									178 H	UNC Asheville	70 53	
									183 A	Southern Miss.	54 65	
									194 A	Marshall	62 63	
									213 H	East Carolina	52 46	
									214 N	Liberty	63 61	
									215 H	Bethune-Cookman	73 69	
									272 H	Wofford	85 63	
									277 H	UTEP	62 39	
									297 H	Fla. Atlantic	68 47	
									300 H	UTSA	66 54	
									312 H	FIU	69 54	
LAST 12 Division I GAMES:												
			139 A	Lehigh	62 60		277 H	UTEP	62 39			
			75 H	Old Dominion	69 59		300 H	UTSA	66 54			
			114 H	UAB	60 56		167 A	Louisiana Tech	51 88			
			64 H	Middle Tenn.	55 62		183 A	Southern Miss.	54 65			
			177 A	North Texas	63 68		297 H	Fla. Atlantic	68 47			
			35 A	Rice	51 61		312 H	FIU	69 54			

Non-Div I Games:

Charlotte

■ Loss,
 ■ Non-Conf,
 ■ S Site,
 ■ H Home
 ■ A Away
 N Neutral

Chattanooga

Through Games Of Feb. 22, 2019

Average RPI Win:	239	WON-LOST	WINNING	LAST 10	STRENGTH OF	OPP. STRENGTH	TEAM	ADJ.	CONF.	ADJ CONF.
Average RPI Loss:	102	RECORD	PCT. RANK	GAMES	SCHEDULE	OF SCHEDULE	RPI	RPI	RPI	RPI
DIV. I ONLY	11- 14	212	1- 0	56	202	158	158	27	27	
DIV. I NON-CONF.	4- 10	264	1- 0	3	58	92	92	24	24	
TOTALS	RPI 1-25	RPI 26-50	W-L RECORDS	RPI 51-100	RPI 101-150	RPI 150+				
11- 14	0- 4	0- 1	OVERALL	1- 3	0- 2	10- 4				
7- 5	0- 2	0- 1	HOME	0- 1	0- 1	7- 0				
2- 7	0- 1	0- 0	AWAY	0- 1	0- 1	2- 4				
2- 2	0- 1	0- 0	NEUTRAL	1- 1	0- 0	1- 0				
4- 10	0- 4	0- 1	NON-CONFERENCE	1- 3	0- 2	3- 0				
1- 5	0- 2	0- 1	HOME	0- 1	0- 1	1- 0				
1- 3	0- 1	0- 0	AWAY	0- 1	0- 1	1- 0				
2- 2	0- 1	0- 0	NEUTRAL	1- 1	0- 0	1- 0				
7- 4	0- 0	0- 0	CONFERENCE	0- 0	0- 0	7- 4				
6- 0	0- 0	0- 0	HOME	0- 0	0- 0	6- 0				
1- 4	0- 0	0- 0	AWAY	0- 0	0- 0	1- 4				
0- 0	0- 0	0- 0	NEUTRAL	0- 0	0- 0	0- 0				

RPI 1-25				RPI 26-50				RPI 51-100				RPI 101+ Team's RPI: 158			
RPI	S	Opponent	Score	RPI	S	Opponent	Score	RPI	S	Opponent	Score	RPI	S	Opponent	Score
3	H	Louisville	49 75	36	H	South Dakota St.	54 71	59	A	Virginia Tech	59 74	115	A	Northern Colo.	65 68
10	H	NC State	58 78					63	H	Belmont	51 67	136	H	UT Martin	79 81
15	A	UCF	37 75					64	N	Middle Tenn.	47 58	161	A	Mercer	58 65
24	N	Central Mich.	50 73					71	N	Maine	66 61	185	N	Saint Louis	71 61
												206	A	Hampton	58 50
												210	A	Furman	54 61
												210	H	Furman	73 53
												214	H	Liberty	75 60
												258	A	ETSU	54 64
												258	H	ETSU	76 67
												272	A	Wofford	60 64
												272	H	Wofford	89 82
												284	A	Samford	73 63
												284	H	Samford	61 56
												311	H	UNC Greensboro	64 54
												335	H	Western Caro.	72 58
LAST 12 Division I GAMES:															
		71 N Maine	66 61			335 H Western Caro.	72 58								
		284 H Samford	61 56			284 A Samford	73 63								
		272 A Wofford	60 64			161 A Mercer	58 65								
		210 A Furman	54 61			210 H Furman	73 53								
		258 A ETSU	54 64			272 H Wofford	89 82								
		311 H UNC Greensboro	64 54			258 H ETSU	76 67								

Non-Div I Games: Lee 61 55

Chattanooga

Loss, Non-Conf, S Site, H Home A Away N Neutral

Average RPI Win:	337	WON-LOST	WINNING	LAST 10	STRENGTH OF	OPP. STRENGTH	TEAM	ADJ.	CONF.	ADJ CONF.
Average RPI Loss:	231	RECORD	PCT. RANK	GAMES	SCHEDULE	OF SCHEDULE	RPI	RPI	RPI	RPI
DIV. I ONLY	1- 24	349	0- 1	297	345	349	349	30	30	
DIV. I NON-CONF.	0- 13	336	0- 0	218	330	344	344	30	30	
TOTALS	RPI 1-25	RPI 26-50	W-L RECORDS	RPI 51-100	RPI 101-150	RPI 150+				
1- 24	0- 0	0- 0	OVERALL	0- 1	0- 4	1- 19				
1- 11	0- 0	0- 0	HOME	0- 0	0- 1	1- 10				
0- 12	0- 0	0- 0	AWAY	0- 1	0- 3	0- 8				
0- 1	0- 0	0- 0	NEUTRAL	0- 0	0- 0	0- 1				
0- 13	0- 0	0- 0	NON-CONFERENCE	0- 1	0- 4	0- 8				
0- 5	0- 0	0- 0	HOME	0- 0	0- 1	0- 4				
0- 7	0- 0	0- 0	AWAY	0- 1	0- 3	0- 3				
0- 1	0- 0	0- 0	NEUTRAL	0- 0	0- 0	0- 1				
1- 11	0- 0	0- 0	CONFERENCE	0- 0	0- 0	1- 11				
1- 6	0- 0	0- 0	HOME	0- 0	0- 0	1- 6				
0- 5	0- 0	0- 0	AWAY	0- 0	0- 0	0- 5				
0- 0	0- 0	0- 0	NEUTRAL	0- 0	0- 0	0- 0				

RPI S	Opponent	Score	RPI S	Opponent	Score	RPI S	Opponent	Score	RPI S	Opponent	Score	Team's RPI: 349
						97 A	Northern Ill.	52 114	114 H	UAB	45 90	
									118 A	Northwestern	35 97	
									142 A	Morehead St.	68 104	
									149 A	Bradley	59 89	
									153 H	New Mexico St.	66 87	
									184 A	Wisconsin	38 85	
									191 A	Xavier	57 91	
									223 H	UTRGV	55 71	
									241 A	Loyola Chicago	40 76	
									248 H	SIUE	66 82	
									249 H	UMKC	58 111	
									259 A	California Baptist	52 89	
									259 H	California Baptist	67 93	
									263 N	St. Francis Brooklyn	73 110	
									264 A	CSU Bakersfield	47 80	
									264 H	CSU Bakersfield	56 67	
									266 A	Utah Valley	61 76	
									266 H	Utah Valley	65 70	
									269 H	Brown	65 90	
									310 H	Valparaiso	70 76	
									332 H	Evansville	58 67	
									337 A	Grand Canyon	49 84	
									337 H	Grand Canyon	50 48	
									342 A	Seattle U	54 90	
LAST 12 Division I GAMES:												
266 H	Utah Valley	65 70	266 A	Utah Valley	61 76							
337 A	Grand Canyon	49 84	342 A	Seattle U	54 90							
264 A	CSU Bakersfield	47 80	264 H	CSU Bakersfield	56 67							
259 H	California Baptist	67 93	337 H	Grand Canyon	50 48							
153 H	New Mexico St.	66 87	259 A	California Baptist	52 89							
223 H	UTRGV	55 71	249 H	UMKC	58 111							

Non-Div I Games:

Chicago St.

■ Loss,
 ■ Non-Conf,
 ■ S Site,
 ■ Home
 ■ A Away
 N Neutral

Average RPI Win:	191	WON-LOST	WINNING	LAST 10	STRENGTH OF	OPP. STRENGTH	TEAM	ADJ.	CONF.	ADJ CONF.
Average RPI Loss:	80	RECORD	PCT. RANK	GAMES	SCHEDULE	OF SCHEDULE	RPI	RPI	RPI	RPI
DIV. I ONLY	17- 9	87	1- 0	127	82	88	88	9	9	
DIV. I NON-CONF.	8- 5	119	0- 0	178	130	135	135	9	9	
TOTALS	RPI 1-25	RPI 26-50	W-L RECORDS	RPI 51-100	RPI 101-150	RPI 150+				
17- 9	0- 3	0- 1	OVERALL	2- 2	2- 1	13- 2				
13- 2	0- 1	0- 0	HOME	2- 1	1- 0	10- 0				
4- 7	0- 2	0- 1	AWAY	0- 1	1- 1	3- 2				
0- 0	0- 0	0- 0	NEUTRAL	0- 0	0- 0	0- 0				
8- 5	0- 0	0- 1	NON-CONFERENCE	1- 2	1- 1	6- 1				
7- 1	0- 0	0- 0	HOME	1- 1	1- 0	5- 0				
1- 4	0- 0	0- 1	AWAY	0- 1	0- 1	1- 1				
0- 0	0- 0	0- 0	NEUTRAL	0- 0	0- 0	0- 0				
9- 4	0- 3	0- 0	CONFERENCE	1- 0	1- 0	7- 1				
6- 1	0- 1	0- 0	HOME	1- 0	0- 0	5- 0				
3- 3	0- 2	0- 0	AWAY	0- 0	1- 0	2- 1				
0- 0	0- 0	0- 0	NEUTRAL	0- 0	0- 0	0- 0				

RPI 1-25				RPI 26-50				RPI 51-100				Team's RPI: 88	RPI 101+			
RPI	S	Opponent	Score	RPI	S	Opponent	Score	RPI	S	Opponent	Score		RPI	S	Opponent	Score
5	A	UConn	38 82	43	A	Miami (OH)	65 78	75	H	Old Dominion	72 76		109	H	Yale	66 52
5	H	UConn	55 65					78	A	Ohio St.	56 69		124	A	Pittsburgh	48 65
15	A	UCF	55 56					98	H	VCU	66 54		130	A	South Fla.	57 56
								99	H	Houston	68 57		159	A	Tulsa	70 50
													159	H	Tulsa	74 47
													165	A	Temple	70 78
													165	H	Temple	72 52
													185	A	Saint Louis	51 50
													191	H	Xavier	79 61
													204	A	Memphis	89 69
													204	H	Memphis	80 56
													207	A	Ball St.	63 75
													227	H	SMU	69 57
													235	H	Howard	85 51
													247	H	Wichita St.	82 54
													252	H	Austin Peay	69 48
													258	H	ETSU	77 64
													322	H	Lipscomb	71 55
LAST 12 Division I GAMES:																
159	H	Tulsa	74 47	204	H	Memphis	80 56									
165	A	Temple	70 78	99	H	Houston	68 57									
204	A	Memphis	89 69	159	A	Tulsa	70 50									
247	H	Wichita St.	82 54	165	H	Temple	72 52									
5	H	UConn	55 65	15	A	UCF	55 56									
130	A	South Fla.	57 56	5	A	UConn	38 82									

Non-Div I Games:

Cincinnati

■ Loss,
■ Non-Conf, S Site,
■ Home
■ Away
N Neutral

Average RPI Win:	134	WON-LOST	WINNING	LAST 10	STRENGTH OF	OPP. STRENGTH	TEAM	ADJ.	CONF.	ADJ CONF.
Average RPI Loss:	42	RECORD	PCT. RANK	GAMES	SCHEDULE	OF SCHEDULE	RPI	RPI	RPI	RPI
DIV. I ONLY	17- 10	100	1- 0	29	14	49	49	1	1	
DIV. I NON-CONF.	9- 4	85	1- 0	168	104	112	112	1	1	
TOTALS	RPI 1-25	RPI 26-50	W-L RECORDS	RPI 51-100	RPI 101-150	RPI 150+				
17- 10	3- 5	1- 3	OVERALL	1- 0	6- 2	6- 0				
11- 5	1- 3	1- 1	HOME	1- 0	3- 1	5- 0				
5- 4	2- 2	0- 1	AWAY	0- 0	3- 1	0- 0				
1- 1	0- 0	0- 1	NEUTRAL	0- 0	0- 0	1- 0				
9- 4	0- 1	0- 1	NON-CONFERENCE	1- 0	2- 2	6- 0				
8- 1	0- 0	0- 0	HOME	1- 0	2- 1	5- 0				
0- 2	0- 1	0- 0	AWAY	0- 0	0- 1	0- 0				
1- 1	0- 0	0- 1	NEUTRAL	0- 0	0- 0	1- 0				
8- 6	3- 4	1- 2	CONFERENCE	0- 0	4- 0	0- 0				
3- 4	1- 3	1- 1	HOME	0- 0	1- 0	0- 0				
5- 2	2- 1	0- 1	AWAY	0- 0	3- 0	0- 0				
0- 0	0- 0	0- 0	NEUTRAL	0- 0	0- 0	0- 0				

RPI S	Opponent	Score	RPI S	Opponent	Score	Team's RPI: 49	RPI S	Opponent	Score	RPI S	Opponent	Score
1	H Notre Dame	63 101	28	H North Carolina	64 70		63	H Belmont	65 62	105	H Virginia	71 65
3	H Louisville	44 76	33	A Georgia Tech	53 75					115	A Wake Forest	69 53
10	A NC State	51 54	33	H Georgia Tech	71 61					120	A Boston College	91 58
12	H Syracuse	75 84	41	N Tennessee	66 78					124	A Pittsburgh	65 59
18	A Miami (FL)	76 67								126	H High Point	83 64
20	A South Carolina	57 69								134	A Alabama	56 76
21	A Florida St.	57 45								141	H Davidson	80 90
21	H Florida St.	73 68								148	H Appalachian St.	87 48
										151	N Oklahoma	74 62
										194	H Marshall	68 54
										196	H Illinois	69 67
										253	H Rhode Island	80 67
										272	H Wofford	85 77
										322	H Lipscomb	68 26
LAST 12 Division I GAMES:												
151	N Oklahoma	74 62	3	H Louisville	44 76							
33	A Georgia Tech	53 75	1	H Notre Dame	63 101							
120	A Boston College	91 58	10	A NC State	51 54							
21	H Florida St.	73 68	124	A Pittsburgh	65 59							
28	H North Carolina	64 70	33	H Georgia Tech	71 61							
115	A Wake Forest	69 53	21	A Florida St.	57 45							

Non-Div I Games:

Clemson

Average RPI Win:	295	WON-LOST	WINNING	LAST 10	STRENGTH OF	OPP. STRENGTH	TEAM	ADJ.	CONF.	ADJ CONF.
Average RPI Loss:	135	RECORD	PCT. RANK	GAMES	SCHEDULE	OF SCHEDULE	RPI	RPI	RPI	RPI
DIV. I ONLY	8- 17	267	0- 1	236	230	278	278	20	20	
DIV. I NON-CONF.	1- 8	322	0- 0	117	217	299	299	18	18	
TOTALS	RPI 1-25	RPI 26-50	W-L RECORDS	RPI 51-100	RPI 101-150	RPI 150+				
8- 17	0- 0	0- 1	OVERALL	0- 5	0- 5	8- 6				
5- 6	0- 0	0- 0	HOME	0- 3	0- 2	5- 1				
3- 10	0- 0	0- 1	AWAY	0- 2	0- 2	3- 5				
0- 1	0- 0	0- 0	NEUTRAL	0- 0	0- 1	0- 0				
1- 8	0- 0	0- 1	NON-CONFERENCE	0- 1	0- 2	1- 4				
1- 2	0- 0	0- 0	HOME	0- 1	0- 1	1- 0				
0- 5	0- 0	0- 1	AWAY	0- 0	0- 0	0- 4				
0- 1	0- 0	0- 0	NEUTRAL	0- 0	0- 1	0- 0				
7- 9	0- 0	0- 0	CONFERENCE	0- 4	0- 3	7- 2				
4- 4	0- 0	0- 0	HOME	0- 2	0- 1	4- 1				
3- 5	0- 0	0- 0	AWAY	0- 2	0- 2	3- 1				
0- 0	0- 0	0- 0	NEUTRAL	0- 0	0- 0	0- 0				

RPI 1-25			RPI 26-50			RPI 51-100			RPI 101+ Team's RPI: 278		
RPI	S	Opponent	Score	RPI	S	Opponent	Score	RPI	S	Opponent	Score
				37	A	Ohio	54 72	68	A	Green Bay	53 62
								68	H	Green Bay	63 76
								74	A	Wright St.	52 78
								74	H	Wright St.	65 70
								81	H	Toledo	60 65
								122	A	Youngstown St.	55 73
								125	A	IUPUI	36 64
								125	H	IUPUI	50 75
								149	H	Bradley	65 67
								150	N	Tulane	72 81
								155	H	Illinois St.	67 63
								188	A	Eastern Mich.	63 69
								190	A	Milwaukee	53 59
								190	H	Milwaukee	60 78
								194	A	Marshall	64 86
								207	A	Ball St.	62 67
								251	H	Northern Ky.	76 47
								261	A	San Diego	82 83
								304	A	Oakland	64 62
								304	H	Oakland	98 90
								334	A	Detroit Mercy	67 49
								334	H	Detroit Mercy	67 51
								339	A	UIC	74 48
								339	H	UIC	71 53
LAST 12 Division I GAMES:											
74	A	Wright St.	52 78	334	H	Detroit Mercy	67 51				
68	H	Green Bay	63 76	122	A	Youngstown St.	55 73				
190	H	Milwaukee	60 78	74	H	Wright St.	65 70				
125	A	IUPUI	36 64	251	H	Northern Ky.	76 47				
339	A	UIC	74 48	190	A	Milwaukee	53 59				
304	H	Oakland	98 90	68	A	Green Bay	53 62				

Non-Div I Games: Lake Erie 79 49 Salem (WV) 113 81

Cleveland St.

Average RPI Win:	255	WON-LOST	WINNING	LAST 10	STRENGTH OF	OPP. STRENGTH	TEAM	ADJ.	CONF.	ADJ CONF.
Average RPI Loss:	103	RECORD	PCT. RANK	GAMES	SCHEDULE	OF SCHEDULE	RPI	RPI	RPI	RPI
DIV. I ONLY	12- 10	145	1- 0	202	207	176	176	12	12	
DIV. I NON-CONF.	6- 3	91	0- 0	294	303	172	172	14	14	
TOTALS	RPI 1-25	RPI 26-50	W-L RECORDS	RPI 51-100	RPI 101-150	RPI 150+				
12- 10	0- 0	0- 1	OVERALL	0- 4	1- 3	11- 2				
7- 4	0- 0	0- 0	HOME	0- 2	1- 2	6- 0				
5- 4	0- 0	0- 0	AWAY	0- 1	0- 1	5- 2				
0- 2	0- 0	0- 1	NEUTRAL	0- 1	0- 0	0- 0				
6- 3	0- 0	0- 1	NON-CONFERENCE	0- 1	0- 0	6- 1				
4- 0	0- 0	0- 0	HOME	0- 0	0- 0	4- 0				
2- 1	0- 0	0- 0	AWAY	0- 0	0- 0	2- 1				
0- 2	0- 0	0- 1	NEUTRAL	0- 1	0- 0	0- 0				
6- 7	0- 0	0- 0	CONFERENCE	0- 3	1- 3	5- 1				
3- 4	0- 0	0- 0	HOME	0- 2	1- 2	2- 0				
3- 3	0- 0	0- 0	AWAY	0- 1	0- 1	3- 1				
0- 0	0- 0	0- 0	NEUTRAL	0- 0	0- 0	0- 0				

RPI	S	Opponent	Score	RPI	S	Opponent	Score	RPI	S	Opponent	Score	RPI	S	Opponent	Score	Team's RPI: 176
35	N	Rice	52	56	53	N	Auburn	78	84	104	H	South Alabama	78	88		
					60	H	Little Rock	47	60	107	H	Troy	81	82		
					94	A	UT Arlington	53	79	148	A	Appalachian St.	53	67		
					94	H	UT Arlington	64	67	148	H	Appalachian St.	74	66		
										163	A	UC Riverside	43	62		
										172	A	Texas St.	58	73		
										172	H	Texas St.	77	70		
										181	H	Arkansas St.	88	72		
										204	H	Memphis	90	71		
										221	H	Bowling Green	81	80		
										244	A	Louisiana	76	58		
										280	A	Ga. Southern	76	73		
										308	H	South Carolina St.	57	44		
										311	A	UNC Greensboro	78	71		
										317	A	La.-Monroe	79	54		
										335	H	Western Caro.	77	59		
										340	A	N.C. Central	89	66		
LAST 12 Division I GAMES:																
280	A	Ga. Southern	76	73	181	H	Arkansas St.	88	72							
148	H	Appalachian St.	74	66	60	H	Little Rock	47	60							
172	H	Texas St.	77	70	148	A	Appalachian St.	53	67							
94	H	UT Arlington	64	67	94	A	UT Arlington	53	79							
244	A	Louisiana	76	58	172	A	Texas St.	58	73							
317	A	La.-Monroe	79	54	104	H	South Alabama	78	88							

Non-Div I Games: N.C. Wesleyan 126 65 Meredith 128 39

Coastal Caro.

Loss, Non-Conf, S Site, H Home A Away N Neutral

Average RPI Win:	253	WON-LOST	WINNING	LAST 10	STRENGTH OF	OPP. STRENGTH	TEAM	ADJ.	CONF.	ADJ CONF.
Average RPI Loss:	164	RECORD	PCT. RANK	GAMES	SCHEDULE	OF SCHEDULE	RPI	RPI	RPI	RPI
DIV. I ONLY	6- 18	295	0- 1	184	253	293	293	10	10	
DIV. I NON-CONF.	3- 7	256	0- 0	306	351	332	332	10	10	
TOTALS	RPI 1-25	RPI 26-50	W-L RECORDS	RPI 51-100	RPI 101-150	RPI 150+				
6- 18	0- 0	0- 2	OVERALL	0- 2	0- 6	6- 8				
4- 8	0- 0	0- 1	HOME	0- 1	0- 2	4- 4				
2- 10	0- 0	0- 1	AWAY	0- 1	0- 4	2- 4				
0- 0	0- 0	0- 0	NEUTRAL	0- 0	0- 0	0- 0				
3- 7	0- 0	0- 0	NON-CONFERENCE	0- 0	0- 1	3- 6				
2- 3	0- 0	0- 0	HOME	0- 0	0- 0	2- 3				
1- 4	0- 0	0- 0	AWAY	0- 0	0- 1	1- 3				
0- 0	0- 0	0- 0	NEUTRAL	0- 0	0- 0	0- 0				
3- 11	0- 0	0- 2	CONFERENCE	0- 2	0- 5	3- 2				
2- 5	0- 0	0- 1	HOME	0- 1	0- 2	2- 1				
1- 6	0- 0	0- 1	AWAY	0- 1	0- 3	1- 1				
0- 0	0- 0	0- 0	NEUTRAL	0- 0	0- 0	0- 0				

RPI S	Opponent	Score	RPI S	Opponent	Score	RPI S	Opponent	Score	RPI S	Opponent	Score	Team's RPI: 293
39	A James Madison	35 76	39	H James Madison	50 91	62	A Drexel	53 76	108	A Towson	61 87	
						87	H Northeastern	56 87	108	H Towson	61 77	
									121	A UNCW	49 71	
									143	A Delaware	50 74	
									143	H Delaware	60 72	
									148	A Appalachian St.	66 80	
									171	A William & Mary	66 54	
									171	H William & Mary	79 77	
									210	H Furman	67 70	
									211	A George Mason	52 66	
									212	A Elon	68 76	
									212	H Elon	52 72	
									224	A Campbell	65 66	
									246	H Hofstra	70 62	
									272	A Wofford	58 78	
									281	H Winthrop	64 71	
									301	H Charleston So.	79 52	
									308	H South Carolina St.	75 51	
									322	A Lipscomb	65 63	
									331	H Presbyterian	65 71	
LAST 12 Division I GAMES:												
143	H Delaware	60 72	87	H Northeastern	56 87							
108	A Towson	61 87	143	A Delaware	50 74							
39	A James Madison	35 76	62	A Drexel	53 76							
212	H Elon	52 72	39	H James Madison	50 91							
171	H William & Mary	79 77	108	H Towson	61 77							
246	H Hofstra	70 62	171	A William & Mary	66 54							

Non-Div I Games: North Greenville 95 62

Col. of Charleston

■ Loss,
 ■ Non-Conf, S Site,
 ■ Home
 ■ Away
 N Neutral

Average RPI Win:	271	WON-LOST	WINNING	LAST 10	STRENGTH OF	OPP. STRENGTH	TEAM	ADJ.	CONF.	ADJ CONF.
Average RPI Loss:	163	RECORD	PCT. RANK	GAMES	SCHEDULE	OF SCHEDULE	RPI	RPI	RPI	RPI
DIV. I ONLY	9- 15	244	0- 1	233	263	256	256	18	18	
DIV. I NON-CONF.	4- 6	212	0- 0	325	338	300	300	22	22	
TOTALS	RPI 1-25	RPI 26-50	W-L RECORDS	RPI 51-100	RPI 101-150	RPI 150+				
9- 15	0- 0	0- 2	OVERALL	0- 2	0- 4	9- 7				
5- 6	0- 0	0- 1	HOME	0- 1	0- 1	5- 3				
4- 9	0- 0	0- 1	AWAY	0- 1	0- 3	4- 4				
0- 0	0- 0	0- 0	NEUTRAL	0- 0	0- 0	0- 0				
4- 6	0- 0	0- 0	NON-CONFERENCE	0- 0	0- 2	4- 4				
3- 1	0- 0	0- 0	HOME	0- 0	0- 0	3- 1				
1- 5	0- 0	0- 0	AWAY	0- 0	0- 2	1- 3				
0- 0	0- 0	0- 0	NEUTRAL	0- 0	0- 0	0- 0				
5- 9	0- 0	0- 2	CONFERENCE	0- 2	0- 2	5- 3				
2- 5	0- 0	0- 1	HOME	0- 1	0- 1	2- 2				
3- 4	0- 0	0- 1	AWAY	0- 1	0- 1	3- 1				
0- 0	0- 0	0- 0	NEUTRAL	0- 0	0- 0	0- 0				

RPI S	Opponent	Score	RPI S	Opponent	Score	RPI S	Opponent	Score	RPI S	Opponent	Score	Team's RPI: 256
			47 A	Bucknell	58 76	85 A	American	57 76	109 A	Yale	61 80	
			47 H	Bucknell	62 90	85 H	American	66 71	113 A	Dayton	58 67	
									139 A	Lehigh	58 86	
									139 H	Lehigh	63 75	
									157 A	Boston U.	81 72	
									157 H	Boston U.	53 61	
									203 A	Holy Cross	70 67	
									211 A	George Mason	61 64	
									232 A	Navy	52 67	
									232 H	Navy	49 62	
									238 H	Columbia	84 71	
									255 A	Niagara	69 74	
									268 A	Army West Point	70 58	
									270 A	Siena	53 55	
									287 H	Canisius	67 53	
									289 H	Loyola Maryland	73 64	
									323 H	NJIT	53 71	
									327 H	Lafayette	60 49	
									328 A	UMass Lowell	61 52	
									345 H	Fairleigh Dickinson	71 52	
LAST 12 Division I GAMES:												
139 H	Lehigh	63 75	289 H	Loyola Maryland	73 64							
47 A	Bucknell	58 76	139 A	Lehigh	58 86							
157 H	Boston U.	53 61	47 H	Bucknell	62 90							
232 A	Navy	52 67	157 A	Boston U.	81 72							
85 H	American	66 71	232 H	Navy	49 62							
268 A	Army West Point	70 58	327 H	Lafayette	60 49							

Non-Div I Games:

Colgate

■ Loss,
 ■ Non-Conf,
 ■ S Site,
 ■ H Home
 ■ A Away
 N Neutral

Colorado

Through Games Of Feb. 22, 2019

Average RPI Win:	182	WON-LOST	WINNING	LAST 10	STRENGTH OF	OPP. STRENGTH	TEAM	ADJ.	CONF.	ADJ CONF.
Average RPI Loss:	51	RECORD	PCT. RANK	GAMES	SCHEDULE	OF SCHEDULE	RPI	RPI	RPI	RPI
DIV. I ONLY	12- 14	200	1- 0	67	34	144	144	2	2	
DIV. I NON-CONF.	10- 1	17	0- 0	215	169	43	43	2	2	
TOTALS	RPI 1-25	RPI 26-50	W-L RECORDS	RPI 51-100	RPI 101-150	RPI 150+				
12- 14	0- 6	1- 2	OVERALL	1- 4	3- 1	7- 1				
10- 6	0- 2	1- 2	HOME	1- 2	3- 0	5- 0				
1- 8	0- 4	0- 0	AWAY	0- 2	0- 1	1- 1				
1- 0	0- 0	0- 0	NEUTRAL	0- 0	0- 0	1- 0				
10- 1	0- 1	1- 0	NON-CONFERENCE	0- 0	2- 0	7- 0				
8- 0	0- 0	1- 0	HOME	0- 0	2- 0	5- 0				
1- 1	0- 1	0- 0	AWAY	0- 0	0- 0	1- 0				
1- 0	0- 0	0- 0	NEUTRAL	0- 0	0- 0	1- 0				
2- 13	0- 5	0- 2	CONFERENCE	1- 4	1- 1	0- 1				
2- 6	0- 2	0- 2	HOME	1- 2	1- 0	0- 0				
0- 7	0- 3	0- 0	AWAY	0- 2	0- 1	0- 1				
0- 0	0- 0	0- 0	NEUTRAL	0- 0	0- 0	0- 0				

RPI S Opponent Score	RPI S Opponent Score	RPI S Opponent Score	RPI S Opponent Score
4 H Stanford 69 80	28 H North Carolina 86 74	55 H Southern California 81 76	110 H Pepperdine 80 65
6 A Oregon 43 102	31 H UCLA 60 64	61 A Utah 59 78	115 H Northern Colo. 77 69
16 A Arizona St. 49 66	38 H California 60 80	61 H Utah 61 76	137 A Washington St. 48 74
16 H Arizona St. 70 76		70 A Arizona 51 63	137 H Washington St. 72 61
18 A Miami (FL) 58 73		70 H Arizona 67 69	162 A Washington 58 68
22 A Oregon St. 65 89			196 H Prairie View 79 38
			202 N Utah St. 78 68
			232 H Navy 59 43
			237 A Nevada 65 52
			279 H Colorado St. 59 40
			284 H Samford 81 39
			306 H San Jose St. 76 64
LAST 12 Division I GAMES:			
137 H Washington St. 72 61	22 A Oregon St. 65 89		
70 A Arizona 51 63	38 H California 60 80		
16 A Arizona St. 49 66	4 H Stanford 69 80		
55 H Southern California 81 76	61 A Utah 59 78		
31 H UCLA 60 64	137 A Washington St. 48 74		
6 A Oregon 43 102	162 A Washington 58 68		

Non-Div I Games:

Colorado

Loss, Non-Conf, S Site, H Home A Away N Neutral

Average RPI Win:	234	WON-LOST	WINNING	LAST 10	STRENGTH OF	OPP. STRENGTH	TEAM	ADJ.	CONF.	ADJ CONF.
Average RPI Loss:	133	RECORD	PCT. RANK	GAMES	SCHEDULE	OF SCHEDULE	RPI	RPI	RPI	RPI
DIV. I ONLY	6- 16	288	0- 1	137	129	279	279	15	15	
DIV. I NON-CONF.	4- 5	190	0- 0	46	117	160	160	13	13	
TOTALS	RPI 1-25	RPI 26-50	W-L RECORDS	RPI 51-100	RPI 101-150	RPI 150+				
6- 16	0- 2	0- 2	OVERALL	0- 4	0- 2	6- 6				
6- 7	0- 1	0- 1	HOME	0- 1	0- 1	6- 3				
0- 9	0- 1	0- 1	AWAY	0- 3	0- 1	0- 3				
0- 0	0- 0	0- 0	NEUTRAL	0- 0	0- 0	0- 0				
4- 5	0- 2	0- 1	NON-CONFERENCE	0- 0	0- 2	4- 0				
4- 2	0- 1	0- 0	HOME	0- 0	0- 1	4- 0				
0- 3	0- 1	0- 1	AWAY	0- 0	0- 1	0- 0				
0- 0	0- 0	0- 0	NEUTRAL	0- 0	0- 0	0- 0				
2- 11	0- 0	0- 1	CONFERENCE	0- 4	0- 0	2- 6				
2- 5	0- 0	0- 1	HOME	0- 1	0- 0	2- 3				
0- 6	0- 0	0- 0	AWAY	0- 3	0- 0	0- 3				
0- 0	0- 0	0- 0	NEUTRAL	0- 0	0- 0	0- 0				

RPI 1-25				RPI 26-50				RPI 51-100				RPI 101+ Team's RPI: 279			
RPI	S	Opponent	Score	RPI	S	Opponent	Score	RPI	S	Opponent	Score	RPI	S	Opponent	Score
13	A	Gonzaga	39 50	26	A	BYU	42 51	52	A	Boise St.	57 70	115	H	Northern Colo.	47 53
16	H	Arizona St.	39 70	45	H	Wyoming	49 60	54	A	New Mexico	58 70	144	A	Colorado	40 59
								92	A	Fresno St.	54 57	166	H	Denver	84 79
								92	H	Fresno St.	55 66	202	H	Utah St.	53 72
												208	A	San Diego St.	45 54
												217	H	UNLV	52 49
												226	H	Cornell	56 53
												237	A	Nevada	57 68
												237	H	Nevada	38 62
												239	H	Northern Ariz.	65 54
												273	H	North Florida	61 59
												283	A	Air Force	48 63
												283	H	Air Force	55 48
												306	H	San Jose St.	70 78
LAST 12 Division I GAMES:															
306	H	San Jose St.	70 78	92	A	Fresno St.	54 57								
208	A	San Diego St.	45 54	237	H	Nevada	38 62								
45	H	Wyoming	49 60	202	H	Utah St.	53 72								
237	A	Nevada	57 68	54	A	New Mexico	58 70								
283	H	Air Force	55 48	283	A	Air Force	48 63								
52	A	Boise St.	57 70	92	H	Fresno St.	55 66								

Non-Div I Games: Chadron St. 91 38 Eastern N.M. 72 46

Colorado St.

■ Loss,
 ■ Non-Conf, S Site,
 ■ Home
 ■ Away
 N Neutral

Average RPI Win: 210	WON-LOST	WINNING	LAST 10	STRENGTH OF	OPP. STRENGTH	TEAM	ADJ.	CONF.	ADJ CONF.
Average RPI Loss: 163	RECORD	PCT. RANK	GAMES	SCHEDULE	OF SCHEDULE	RPI	RPI	RPI	RPI
DIV. I ONLY	7- 15	268	0- 1	148	217	238	238	11	11
DIV. I NON-CONF.	4- 9	252	0- 0	226	270	263	263	11	11
TOTALS	RPI 1-25	RPI 26-50	W-L RECORDS	RPI 51-100	RPI 101-150	RPI 150+			
7- 15	0- 0	0- 0	OVERALL	1- 4	0- 3	6- 8			
4- 6	0- 0	0- 0	HOME	1- 3	0- 0	3- 3			
3- 9	0- 0	0- 0	AWAY	0- 1	0- 3	3- 5			
0- 0	0- 0	0- 0	NEUTRAL	0- 0	0- 0	0- 0			
4- 9	0- 0	0- 0	NON-CONFERENCE	0- 1	0- 2	4- 6			
2- 3	0- 0	0- 0	HOME	0- 1	0- 0	2- 2			
2- 6	0- 0	0- 0	AWAY	0- 0	0- 2	2- 4			
0- 0	0- 0	0- 0	NEUTRAL	0- 0	0- 0	0- 0			
3- 6	0- 0	0- 0	CONFERENCE	1- 3	0- 1	2- 2			
2- 3	0- 0	0- 0	HOME	1- 2	0- 0	1- 1			
1- 3	0- 0	0- 0	AWAY	0- 1	0- 1	1- 1			
0- 0	0- 0	0- 0	NEUTRAL	0- 0	0- 0	0- 0			

RPI S	Opponent	Score	RPI S	Opponent	Score	RPI S	Opponent	Score	RPI S	Opponent	Score	Team's RPI: 238
						65	A Penn	56 79	109	A Yale	61 69	
						65	H Penn	60 72	119	A Fordham	49 68	
						77	H Princeton	64 79	120	A Boston College	60 74	
						91	H Harvard	75 65	161	A Mercer	72 68	
						99	H Houston	72 83	190	A Milwaukee	65 78	
									196	A Illinois	69 76	
									199	H Dartmouth	69 70	
									206	H Hampton	88 63	
									226	A Cornell	51 60	
									226	H Cornell	65 57	
									231	H Albany (NY)	58 62	
									242	A Saint Joseph's	61 68	
									246	A Hofstra	65 63	
									254	H Cal St. Fullerton	58 61	
									256	A Colgate	71 84	
									268	H Army West Point	70 49	
									269	A Brown	83 81	
LAST 12 Division I GAMES:												
			65	A Penn	56 79		77	H Princeton	64 79			
			269	A Brown	83 81		226	H Cornell	65 57			
			109	A Yale	61 69		226	A Cornell	51 60			
			199	H Dartmouth	69 70		161	A Mercer	72 68			
			91	H Harvard	75 65		206	H Hampton	88 63			
			65	H Penn	60 72		231	H Albany (NY)	58 62			

Non-Div I Games:

Columbia

■ Loss,
■ Non-Conf,
■ S Site,
■ H Home
■ A Away
N Neutral

Average RPI Win: 345	WON-LOST	WINNING	LAST 10	STRENGTH OF	OPP. STRENGTH	TEAM	ADJ.	CONF.	ADJ CONF.
Average RPI Loss: 189	RECORD	PCT. RANK	GAMES	SCHEDULE	OF SCHEDULE	RPI	RPI	RPI	RPI
DIV. I ONLY	2- 22	347	0- 1	170	335	330	330	32	32
DIV. I NON-CONF.	0- 12	336	0- 0	14	171	238	238	32	32
TOTALS	RPI 1-25	RPI 26-50	W-L RECORDS	RPI 51-100	RPI 101-150	RPI 150+			
2- 22	0- 2	0- 1	OVERALL	0- 3	0- 3	2- 13			
1- 6	0- 0	0- 0	HOME	0- 0	0- 0	1- 6			
1- 15	0- 2	0- 1	AWAY	0- 3	0- 2	1- 7			
0- 1	0- 0	0- 0	NEUTRAL	0- 0	0- 1	0- 0			
0- 12	0- 2	0- 1	NON-CONFERENCE	0- 3	0- 3	0- 3			
0- 1	0- 0	0- 0	HOME	0- 0	0- 0	0- 1			
0- 10	0- 2	0- 1	AWAY	0- 3	0- 2	0- 2			
0- 1	0- 0	0- 0	NEUTRAL	0- 0	0- 1	0- 0			
2- 10	0- 0	0- 0	CONFERENCE	0- 0	0- 0	2- 10			
1- 5	0- 0	0- 0	HOME	0- 0	0- 0	1- 5			
1- 5	0- 0	0- 0	AWAY	0- 0	0- 0	1- 5			
0- 0	0- 0	0- 0	NEUTRAL	0- 0	0- 0	0- 0			

RPI 1-25				RPI 26-50				RPI 51-100				RPI 101+				Team's RPI: 330	
RPI	S	Opponent	Score	RPI	S	Opponent	Score	RPI	S	Opponent	Score	RPI	S	Opponent	Score		
7	A	Mississippi St.	38 110	37	A	Ohio	62 87	51	A	West Virginia	37 78	102	A	Minnesota	52 84		
14	A	Maryland	36 93					72	A	FGCU	61 93	105	A	Virginia	41 55		
								75	A	Old Dominion	51 81	114	N	UAB	61 86		
												182	A	UMES	54 74		
												194	A	Marshall	67 88		
												195	A	N.C. A&T	42 66		
												215	H	Bethune-Cookman	65 71		
												255	A	Niagara	69 71		
												275	H	Norfolk St.	63 68		
												302	H	Morgan St.	57 74		
												308	A	South Carolina St.	55 60		
												308	H	South Carolina St.	59 75		
												318	H	UMBC	52 57		
												340	A	N.C. Central	57 62		
												343	A	Delaware St.	71 57		
												347	H	Florida A&M	73 53		
												348	A	Savannah St.	57 68		
												348	H	Savannah St.	70 76		
LAST 12 Division I GAMES:																	
182	A	UMES	54 74	195	A	N.C. A&T	42 66										
308	A	South Carolina St.	55 60	340	A	N.C. Central	57 62										
348	A	Savannah St.	57 68	308	H	South Carolina St.	59 75										
302	H	Morgan St.	57 74	275	H	Norfolk St.	63 68										
215	H	Bethune-Cookman	65 71	343	A	Delaware St.	71 57										
347	H	Florida A&M	73 53	348	H	Savannah St.	70 76										

Non-Div I Games:

Coppin St.

■ Loss,
 ■ Non-Conf,
 ■ S Site,
 ■ Home
 ■ Away
 N Neutral

Average RPI Win: 253	WON-LOST	WINNING	LAST 10	STRENGTH OF	OPP. STRENGTH	TEAM	ADJ.	CONF.	ADJ CONF.
Average RPI Loss: 153	RECORD	PCT. RANK	GAMES	SCHEDULE	OF SCHEDULE	RPI	RPI	RPI	RPI
DIV. I ONLY	9- 11	207	0- 1	251	220	226	226	11	11
DIV. I NON-CONF.	6- 5	143	0- 0	301	324	210	210	11	11

TOTALS	RPI 1-25	RPI 26-50	W-L RECORDS	RPI 51-100	RPI 101-150	RPI 150+			
9- 11	0- 0	0- 0	OVERALL	0- 4	1- 2	8- 5			
6- 4	0- 0	0- 0	HOME	0- 3	0- 0	6- 1			
3- 7	0- 0	0- 0	AWAY	0- 1	1- 2	2- 4			
0- 0	0- 0	0- 0	NEUTRAL	0- 0	0- 0	0- 0			
6- 5	0- 0	0- 0	NON-CONFERENCE	0- 0	0- 2	6- 3			
5- 0	0- 0	0- 0	HOME	0- 0	0- 0	5- 0			
1- 5	0- 0	0- 0	AWAY	0- 0	0- 2	1- 3			
0- 0	0- 0	0- 0	NEUTRAL	0- 0	0- 0	0- 0			
3- 6	0- 0	0- 0	CONFERENCE	0- 4	1- 0	2- 2			
1- 4	0- 0	0- 0	HOME	0- 3	0- 0	1- 1			
2- 2	0- 0	0- 0	AWAY	0- 1	1- 0	1- 1			
0- 0	0- 0	0- 0	NEUTRAL	0- 0	0- 0	0- 0			

RPI 1-25			RPI 26-50			RPI 51-100			RPI 101+			Team's RPI: 226
RPI	S	Opponent	Score	RPI	S	Opponent	Score	RPI	S	Opponent	Score	
						65	H Penn	46	59	102	A Minnesota	45 65
						77	A Princeton	64	68	109	A Yale	43 41
						77	H Princeton	46	75	139	A Lehigh	54 67
						91	H Harvard	61	68	154	A Stony Brook	61 63
										199	H Dartmouth	56 63
										206	H Hampton	79 53
										230	H St. Bonaventure	58 44
										231	H Albany (NY)	48 34
										238	A Columbia	57 65
										238	H Columbia	60 51
										262	A Binghamton	61 72
										269	A Brown	65 53
										279	A Colorado St.	53 56
										327	A Lafayette	62 59
										328	H UMass Lowell	63 54
										343	H Delaware St.	94 59
LAST 12 Division I GAMES:												
						77	A Princeton	64	68	65	H Penn	46 59
						109	A Yale	43	41	238	A Columbia	57 65
						269	A Brown	65	53	238	H Columbia	60 51
						91	H Harvard	61	68	230	H St. Bonaventure	58 44
						199	H Dartmouth	56	63	206	H Hampton	79 53
						77	H Princeton	46	75	327	A Lafayette	62 59

Non-Div I Games:

Cornell

Creighton

Through Games Of Feb. 22, 2019

Average RPI Win:	169	WON-LOST	WINNING	LAST 10	STRENGTH OF	OPP. STRENGTH	TEAM	ADJ.	CONF.	ADJ CONF.
Average RPI Loss:	60	RECORD	PCT. RANK	GAMES	SCHEDULE	OF SCHEDULE	RPI	RPI	RPI	RPI
DIV. I ONLY	12- 14	200	1- 0	54	49	111	111	6	6	
DIV. I NON-CONF.	6- 5	143	0- 0	92	54	94	94	4	4	
TOTALS	RPI 1-25	RPI 26-50	W-L RECORDS	RPI 51-100	RPI 101-150	RPI 150+				
12- 14	0- 3	1- 4	OVERALL	3- 6	2- 1	6- 0				
5- 6	0- 1	0- 2	HOME	2- 3	1- 0	2- 0				
5- 8	0- 2	1- 2	AWAY	1- 3	0- 1	3- 0				
2- 0	0- 0	0- 0	NEUTRAL	0- 0	1- 0	1- 0				
6- 5	0- 2	0- 2	NON-CONFERENCE	1- 1	1- 0	4- 0				
2- 2	0- 1	0- 1	HOME	1- 0	0- 0	1- 0				
2- 3	0- 1	0- 1	AWAY	0- 1	0- 0	2- 0				
2- 0	0- 0	0- 0	NEUTRAL	0- 0	1- 0	1- 0				
6- 9	0- 1	1- 2	CONFERENCE	2- 5	1- 1	2- 0				
3- 4	0- 0	0- 1	HOME	1- 3	1- 0	1- 0				
3- 5	0- 1	1- 1	AWAY	1- 2	0- 1	1- 0				
0- 0	0- 0	0- 0	NEUTRAL	0- 0	0- 0	0- 0				

RPI S	Opponent	Score	RPI S	Opponent	Score	RPI S	Opponent	Score	RPI S	Opponent	Score	Team's RPI: 111
11	A Marquette	67 85	30	A DePaul	85 82	56	A Villanova	62 67	130	N South Fla.	83 76	
21	A Florida St.	52 71	32	H South Dakota	65 77	56	H Villanova	52 54	131	A Seton Hall	75 82	
23	H Drake	69 85	36	A South Dakota St.	48 74	80	A UNI	55 65	131	H Seton Hall	80 71	
			50	A Butler	46 66	82	H Nebraska	74 65	191	A Xavier	53 52	
			50	H Butler	43 75	93	A St. John's (NY)	65 63	191	H Xavier	66 62	
						93	H St. John's (NY)	45 51	201	N Vanderbilt	75 55	
						96	A Georgetown	53 62	247	A Wichita St.	83 71	
						96	H Georgetown	65 38	312	H Omaha	66 51	
						100	H Providence	63 77	320	A North Dakota St.	86 51	
LAST 12 Division I GAMES:												
191	A Xavier	53 52	100	H Providence	63 77							
50	A Butler	46 66	50	H Butler	43 75							
131	H Seton Hall	80 71	191	H Xavier	66 62							
93	H St. John's (NY)	45 51	93	A St. John's (NY)	65 63							
56	A Villanova	62 67	131	A Seton Hall	75 82							
96	A Georgetown	53 62	96	H Georgetown	65 38							

Non-Div I Games:

Creighton

■ Loss,
 ■ Non-Conf,
 ■ S Site,
 ■ H Home
 ■ A Away
 N Neutral

Average RPI Win:	250	WON-LOST	WINNING	LAST 10	STRENGTH OF	OPP. STRENGTH	TEAM	ADJ.	CONF.	ADJ CONF.
Average RPI Loss:	133	RECORD	PCT. RANK	GAMES	SCHEDULE	OF SCHEDULE	RPI	RPI	RPI	RPI
DIV. I ONLY	11- 11	167	0- 1	257	165	199	199	11	11	
DIV. I NON-CONF.	7- 6	153	0- 1	316	235	247	247	11	11	
TOTALS	RPI 1-25	RPI 26-50	W-L RECORDS	RPI 51-100	RPI 101-150	RPI 150+				
11- 11	0- 0	0- 1	OVERALL	0- 5	1- 2	10- 3				
6- 4	0- 0	0- 1	HOME	0- 3	1- 0	5- 0				
5- 5	0- 0	0- 0	AWAY	0- 1	0- 2	5- 2				
0- 2	0- 0	0- 0	NEUTRAL	0- 1	0- 0	0- 1				
7- 6	0- 0	0- 1	NON-CONFERENCE	0- 1	0- 1	7- 3				
5- 1	0- 0	0- 1	HOME	0- 0	0- 0	5- 0				
2- 3	0- 0	0- 0	AWAY	0- 0	0- 1	2- 2				
0- 2	0- 0	0- 0	NEUTRAL	0- 1	0- 0	0- 1				
4- 5	0- 0	0- 0	CONFERENCE	0- 4	1- 1	3- 0				
1- 3	0- 0	0- 0	HOME	0- 3	1- 0	0- 0				
3- 2	0- 0	0- 0	AWAY	0- 1	0- 1	3- 0				
0- 0	0- 0	0- 0	NEUTRAL	0- 0	0- 0	0- 0				

RPI S	Opponent	Score	RPI S	Opponent	Score	RPI S	Opponent	Score	RPI S	Opponent	Score	Team's RPI: 199
40	H Buffalo	69 75	64	N Middle Tenn.	58 70	109	A Yale	49 64				
			65	H Penn	44 60	109	H Yale	56 54				
			77	H Princeton	75 82	120	A Boston College	68 99				
			91	A Harvard	46 56	157	H Boston U.	64 44				
			91	H Harvard	57 73	226	A Cornell	63 56				
						238	A Columbia	70 69				
						254	A Cal St. Fullerton	62 67				
						261	A San Diego	76 78				
						262	H Binghamton	63 39				
						269	A Brown	81 61				
						276	A Vermont	66 42				
						289	H Loyola Maryland	54 41				
						290	H Fairfield	59 46				
						294	N UC Santa Barbara	56 62				
						309	A New Hampshire	62 42				
						328	H UMass Lowell	70 54				
LAST 12 Division I GAMES:												
294	N UC Santa Barbara	56 62	109	A Yale	49 64							
109	H Yale	56 54	269	A Brown	81 61							
77	H Princeton	75 82	91	H Harvard	57 73							
65	H Penn	44 60	91	A Harvard	46 56							
238	A Columbia	70 69	262	H Binghamton	63 39							
226	A Cornell	63 56	120	A Boston College	68 99							

Non-Div I Games:

Dartmouth

■ Loss,
 ■ Non-Conf,
 ■ S Site,
 ■ H Home
 ■ A Away
 N Neutral

Davidson

Through Games Of Feb. 22, 2019

Average RPI Win:	209	WON-LOST	WINNING	LAST 10	STRENGTH OF	OPP. STRENGTH	TEAM	ADJ.	CONF.	ADJ CONF.
Average RPI Loss:	154	RECORD	PCT. RANK	GAMES	SCHEDULE	OF SCHEDULE	RPI	RPI	RPI	RPI
DIV. I ONLY	14- 11	139	0- 1	201	160	141	141	17	17	
DIV. I NON-CONF.	5- 7	206	0- 0	152	146	170	170	16	16	
TOTALS	RPI 1-25	RPI 26-50	W-L RECORDS	RPI 51-100	RPI 101-150	RPI 150+				
14- 11	0- 1	1- 0	OVERALL	0- 1	2- 4	11- 5				
7- 3	0- 0	0- 0	HOME	0- 0	1- 2	6- 1				
7- 8	0- 1	1- 0	AWAY	0- 1	1- 2	5- 4				
0- 0	0- 0	0- 0	NEUTRAL	0- 0	0- 0	0- 0				
5- 7	0- 1	1- 0	NON-CONFERENCE	0- 1	1- 2	3- 3				
3- 1	0- 0	0- 0	HOME	0- 0	1- 1	2- 0				
2- 6	0- 1	1- 0	AWAY	0- 1	0- 1	1- 3				
0- 0	0- 0	0- 0	NEUTRAL	0- 0	0- 0	0- 0				
9- 4	0- 0	0- 0	CONFERENCE	0- 0	1- 2	8- 2				
4- 2	0- 0	0- 0	HOME	0- 0	0- 1	4- 1				
5- 2	0- 0	0- 0	AWAY	0- 0	1- 1	4- 1				
0- 0	0- 0	0- 0	NEUTRAL	0- 0	0- 0	0- 0				

RPI 1-25				RPI 26-50				RPI 51-100				RPI 101+ Team's RPI: 141			
RPI	S	Opponent	Score	RPI	S	Opponent	Score	RPI	S	Opponent	Score	RPI	S	Opponent	Score
10	A	NC State	45 75	49	A	Clemson	90 80	77	A	Princeton	57 65	113	A	Dayton	69 83
												119	A	Fordham	60 56
												119	H	Fordham	42 58
												126	H	High Point	71 62
												133	A	Charlotte	66 78
												148	H	Appalachian St.	78 81
												152	A	Duquesne	62 47
												171	H	William & Mary	76 65
												178	A	UNC Asheville	56 69
												192	A	George Washington	62 42
												211	H	George Mason	67 59
												212	A	Elon	72 73
												229	A	Massachusetts	64 49
												229	H	Massachusetts	58 70
												230	H	St. Bonaventure	67 55
												233	A	Gardner-Webb	49 54
												242	A	Saint Joseph's	54 66
												253	A	Rhode Island	77 67
												265	H	Richmond	78 55
												291	H	La Salle	80 61
												301	A	Charleston So.	72 34
												331	H	Presbyterian	83 56
LAST 12 Division I GAMES:															
113	A	Dayton	69 83	192	A	George Washington	62 42								
229	A	Massachusetts	64 49	119	A	Fordham	60 56								
119	H	Fordham	42 58	229	H	Massachusetts	58 70								
230	H	St. Bonaventure	67 55	265	H	Richmond	78 55								
242	A	Saint Joseph's	54 66	253	A	Rhode Island	77 67								
291	H	La Salle	80 61	152	A	Duquesne	62 47								

Non-Div I Games: Queens (NC) 80 47

Davidson

■ Loss,
 ■ Non-Conf,
 ■ S Site,
 ■ Home
 ■ A Away
 N Neutral

Average RPI Win:	193	WON-LOST	WINNING	LAST 10	STRENGTH OF	OPP. STRENGTH	TEAM	ADJ.	CONF.	ADJ CONF.
Average RPI Loss:	91	RECORD	PCT. RANK	GAMES	SCHEDULE	OF SCHEDULE	RPI	RPI	RPI	RPI
DIV. I ONLY	14- 10	129	1- 0	119	104	113	113	17	17	
DIV. I NON-CONF.	5- 6	177	0- 0	23	25	89	89	16	16	
TOTALS	RPI 1-25	RPI 26-50	W-L RECORDS	RPI 51-100	RPI 101-150	RPI 150+				
14- 10	0- 2	2- 1	OVERALL	1- 4	2- 0	9- 3				
11- 1	0- 0	1- 0	HOME	1- 1	2- 0	7- 0				
2- 8	0- 2	0- 1	AWAY	0- 2	0- 0	2- 3				
1- 1	0- 0	1- 0	NEUTRAL	0- 1	0- 0	0- 0				
5- 6	0- 2	2- 1	NON-CONFERENCE	1- 3	0- 0	2- 0				
4- 1	0- 0	1- 0	HOME	1- 1	0- 0	2- 0				
0- 4	0- 2	0- 1	AWAY	0- 1	0- 0	0- 0				
1- 1	0- 0	1- 0	NEUTRAL	0- 1	0- 0	0- 0				
9- 4	0- 0	0- 0	CONFERENCE	0- 1	2- 0	7- 3				
7- 0	0- 0	0- 0	HOME	0- 0	2- 0	5- 0				
2- 4	0- 0	0- 0	AWAY	0- 1	0- 0	2- 3				
0- 0	0- 0	0- 0	NEUTRAL	0- 0	0- 0	0- 0				

RPI 1-25				RPI 26-50				RPI 51-100				RPI 101+ Team's RPI: 113			
RPI	S	Opponent	Score	RPI	S	Opponent	Score	RPI	S	Opponent	Score	RPI	S	Opponent	Score
14	A	Maryland	71 82	33	N	Georgia Tech	85 66	59	N	Virginia Tech	57 69	119	H	Fordham	72 50
20	A	South Carolina	55 65	39	A	James Madison	55 68	68	A	Green Bay	35 51	141	H	Davidson	83 69
				40	H	Buffalo	72 59	81	H	Toledo	70 49	152	A	Duquesne	57 85
								87	H	Northeastern	79 84	185	A	Saint Louis	65 68
								98	A	VCU	62 64	192	A	George Washington	45 46
												192	H	George Washington	62 53
												229	H	Massachusetts	75 47
												230	A	St. Bonaventure	62 49
												242	H	Saint Joseph's	72 65
												253	A	Rhode Island	74 62
												256	H	Colgate	67 58
												265	H	Richmond	71 50
												291	H	La Salle	84 45
												332	H	Evansville	69 30
LAST 12 Division I GAMES:															
141	H	Davidson	83 69	242	H	Saint Joseph's	72 65								
192	H	George Washington	62 53	185	A	Saint Louis	65 68								
98	A	VCU	62 64	119	H	Fordham	72 50								
152	A	Duquesne	57 85	230	A	St. Bonaventure	62 49								
265	H	Richmond	71 50	192	A	George Washington	45 46								
253	A	Rhode Island	74 62	229	H	Massachusetts	75 47								

Non-Div I Games:

Dayton

Average RPI Win: 133	WON-LOST	WINNING	LAST 10	STRENGTH OF	OPP. STRENGTH	TEAM	ADJ.	CONF.	ADJ CONF.
Average RPI Loss: 40	RECORD	PCT. RANK	GAMES	SCHEDULE	OF SCHEDULE	RPI	RPI	RPI	RPI
DIV. I ONLY	20- 7	51	1- 0	49	22	30	30	6	6
DIV. I NON-CONF.	9- 3	61	0- 0	95	9	41	41	4	4
<hr/>									
TOTALS	RPI 1-25	RPI 26-50	W-L RECORDS	RPI 51-100	RPI 101-150	RPI 150+			
20- 7	0- 5	2- 0	OVERALL	9- 0	2- 2	7- 0			
10- 4	0- 2	0- 0	HOME	5- 0	1- 2	4- 0			
8- 2	0- 2	1- 0	AWAY	3- 0	1- 0	3- 0			
2- 1	0- 1	1- 0	NEUTRAL	1- 0	0- 0	0- 0			
9- 3	0- 3	1- 0	NON-CONFERENCE	2- 0	1- 0	5- 0			
5- 1	0- 1	0- 0	HOME	1- 0	1- 0	3- 0			
2- 1	0- 1	0- 0	AWAY	0- 0	0- 0	2- 0			
2- 1	0- 1	1- 0	NEUTRAL	1- 0	0- 0	0- 0			
11- 4	0- 2	1- 0	CONFERENCE	7- 0	1- 2	2- 0			
5- 3	0- 1	0- 0	HOME	4- 0	0- 2	1- 0			
6- 1	0- 1	1- 0	AWAY	3- 0	1- 0	1- 0			
0- 0	0- 0	0- 0	NEUTRAL	0- 0	0- 0	0- 0			

RPI 1-25				RPI 26-50				Team's RPI: 30				RPI 51-100				RPI 101+			
RPI	S	Opponent	Score	RPI	S	Opponent	Score	RPI	S	Opponent	Score	RPI	S	Opponent	Score	RPI	S	Opponent	Score
1	H	Notre Dame	77 101	42	N	Kansas St.	79 59	56	A	Villanova	66 59	111	H	Creighton	82 85				
5	A	UConn	63 99	50	A	Butler	86 78	56	H	Villanova	93 70	118	H	Northwestern	76 60				
11	A	Marquette	63 96					68	H	Green Bay	73 64	131	A	Seton Hall	94 85				
11	H	Marquette	87 93					77	N	Princeton	82 67	131	H	Seton Hall	73 84				
12	N	Syracuse	81 83					93	A	St. John's (NY)	70 62	151	A	Oklahoma	87 76				
								93	H	St. John's (NY)	73 64	165	H	Temple	102 88				
								96	A	Georgetown	69 64	191	A	Xavier	73 71				
								96	H	Georgetown	76 71	191	H	Xavier	81 48				
								100	H	Providence	88 62	241	A	Loyola Chicago	102 76				
												299	H	Tennessee St.	95 73				
												348	H	Savannah St.	124 61				
LAST 12 Division I GAMES:																			
191	H	Xavier	81 48	191	A	Xavier	73 71												
93	A	St. John's (NY)	70 62	50	A	Butler	86 78												
131	A	Seton Hall	94 85	131	H	Seton Hall	73 84												
96	H	Georgetown	76 71	93	H	St. John's (NY)	73 64												
56	H	Villanova	93 70	56	A	Villanova	66 59												
11	H	Marquette	87 93	96	A	Georgetown	69 64												

Non-Div I Games:

DePaul

Average RPI Win:	230	WON-LOST	WINNING	LAST 10	STRENGTH OF	OPP. STRENGTH	TEAM	ADJ.	CONF.	ADJ CONF.
Average RPI Loss:	94	RECORD	PCT. RANK	GAMES	SCHEDULE	OF SCHEDULE	RPI	RPI	RPI	RPI
DIV. I ONLY	13- 12	159	1- 0	117	166	143	143	10	10	
DIV. I NON-CONF.	5- 7	206	1- 0	122	281	194	194	10	10	
TOTALS	RPI 1-25	RPI 26-50	W-L RECORDS	RPI 51-100	RPI 101-150	RPI 150+				
13- 12	0- 2	0- 1	OVERALL	1- 4	1- 3	11- 2				
6- 5	0- 2	0- 1	HOME	1- 1	1- 1	4- 0				
5- 5	0- 0	0- 0	AWAY	0- 3	0- 0	5- 2				
2- 2	0- 0	0- 0	NEUTRAL	0- 0	0- 2	2- 0				
5- 7	0- 2	0- 0	NON-CONFERENCE	0- 1	0- 2	5- 2				
2- 2	0- 2	0- 0	HOME	0- 0	0- 0	2- 0				
1- 3	0- 0	0- 0	AWAY	0- 1	0- 0	1- 2				
2- 2	0- 0	0- 0	NEUTRAL	0- 0	0- 2	2- 0				
8- 5	0- 0	0- 1	CONFERENCE	1- 3	1- 1	6- 0				
4- 3	0- 0	0- 1	HOME	1- 1	1- 1	2- 0				
4- 2	0- 0	0- 0	AWAY	0- 2	0- 0	4- 0				
0- 0	0- 0	0- 0	NEUTRAL	0- 0	0- 0	0- 0				

RPI	S	Opponent	Score	RPI	S	Opponent	Score	RPI	S	Opponent	Score	RPI	S	Opponent	Score	Team's RPI: 143
14	H	Maryland	53 77	39	H	James Madison	43 68	62	A	Drexel	41 58	108	H	Towson	48 56	
15	H	UCF	60 71					62	H	Drexel	40 57	121	H	UNCW	65 53	
								80	A	UNI	67 79	147	N	Montana St.	60 69	
								87	A	Northeastern	62 75	149	N	Bradley	47 59	
								87	H	Northeastern	77 63	157	A	Boston U.	61 72	
												171	A	William & Mary	70 59	
												173	N	Nicholls St.	71 56	
												211	A	George Mason	46 72	
												212	A	Elon	74 63	
												233	H	Gardner-Webb	69 45	
												242	H	Saint Joseph's	48 39	
												246	A	Hofstra	78 59	
												246	H	Hofstra	57 47	
												293	A	Col. of Charleston	72 60	
												293	H	Col. of Charleston	74 50	
												327	N	Lafayette	65 47	
												343	A	Delaware St.	85 77	
LAST 12 Division I GAMES:																
327	N	Lafayette	65 47	212	A	Elon	74 63									
173	N	Nicholls St.	71 56	171	A	William & Mary	70 59									
293	A	Col. of Charleston	72 60	293	H	Col. of Charleston	74 50									
246	H	Hofstra	57 47	121	H	UNCW	65 53									
87	H	Northeastern	77 63	87	A	Northeastern	62 75									
62	A	Drexel	41 58	246	A	Hofstra	78 59									

Non-Div I Games:

Delaware

■ Loss,
 ■ Non-Conf, S Site,
 ■ Home
 ■ Away
 N Neutral

Average RPI Win: 344		WON-LOST	WINNING	LAST 10	STRENGTH OF	OPP. STRENGTH	TEAM	ADJ.	CONF.	ADJ CONF.
Average RPI Loss: 211		RECORD	PCT. RANK	GAMES	SCHEDULE	OF SCHEDULE	RPI	RPI	RPI	RPI
DIV. I ONLY		2- 18	346	0- 1	278	348	343	343	32	32
DIV. I NON-CONF.		0- 9	336	0- 0	107	240	321	321	32	32
TOTALS		RPI 1-25	RPI 26-50	W-L RECORDS	RPI 51-100	RPI 101-150	RPI 150+			
2- 18	0- 0		0- 1	OVERALL	0- 2	0- 1	2- 14			
2- 5	0- 0		0- 1	HOME	0- 0	0- 1	2- 3			
0- 13	0- 0		0- 0	AWAY	0- 2	0- 0	0- 11			
0- 0	0- 0		0- 0	NEUTRAL	0- 0	0- 0	0- 0			
0- 9	0- 0		0- 1	NON-CONFERENCE	0- 2	0- 1	0- 5			
0- 2	0- 0		0- 1	HOME	0- 0	0- 1	0- 0			
0- 7	0- 0		0- 0	AWAY	0- 2	0- 0	0- 5			
0- 0	0- 0		0- 0	NEUTRAL	0- 0	0- 0	0- 0			
2- 9	0- 0		0- 0	CONFERENCE	0- 0	0- 0	2- 9			
2- 3	0- 0		0- 0	HOME	0- 0	0- 0	2- 3			
0- 6	0- 0		0- 0	AWAY	0- 0	0- 0	0- 6			
0- 0	0- 0		0- 0	NEUTRAL	0- 0	0- 0	0- 0			

RPI 1-25				RPI 26-50				RPI 51-100				RPI 101+				Team's RPI: 343	
RPI	S	Opponent	Score	RPI	S	Opponent	Score	RPI	S	Opponent	Score	RPI	S	Opponent	Score		
				39	H	James Madison	57 103	93	A	St. John's (NY)	44 82	143	H	Delaware	77 85		
								98	A	VCU	55 97	165	A	Temple	61 75		
												191	A	Xavier	59 80		
												194	A	Marshall	63 75		
												195	A	N.C. A&T	49 72		
												195	H	N.C. A&T	47 67		
												209	A	Robert Morris	63 64		
												215	A	Bethune-Cookman	55 67		
												226	A	Cornell	59 94		
												235	A	Howard	62 78		
												275	A	Norfolk St.	50 63		
												308	H	South Carolina St.	60 63		
												330	H	Coppin St.	57 71		
												340	A	N.C. Central	64 65		
												340	H	N.C. Central	71 61		
												347	A	Florida A&M	52 57		
												348	H	Savannah St.	66 58		
LAST 12 Division I GAMES:																	
				340	A	N.C. Central	64 65	215	A	Bethune-Cookman	55 67						
				195	A	N.C. A&T	49 72	340	H	N.C. Central	71 61						
				308	H	South Carolina St.	60 63	195	H	N.C. A&T	47 67						
				348	H	Savannah St.	66 58	330	H	Coppin St.	57 71						
				235	A	Howard	62 78	275	A	Norfolk St.	50 63						
				347	A	Florida A&M	52 57	98	A	VCU	55 97						

Non-Div I Games: Post

65 53

Cheyney

79 59

Delaware St.

Loss, Non-Conf, S Site, H Home A Away N Neutral

Average RPI Win: 217	WON-LOST	WINNING	LAST 10	STRENGTH OF	OPP. STRENGTH	TEAM	ADJ.	CONF.	ADJ CONF.
Average RPI Loss: 149	RECORD	PCT. RANK	GAMES	SCHEDULE	OF SCHEDULE	RPI	RPI	RPI	RPI
DIV. I ONLY	14- 12	150	0- 1	187	200	166	166	19	19
DIV. I NON-CONF.	7- 6	153	0- 0	159	190	157	157	19	19
TOTALS	RPI 1-25	RPI 26-50	W-L RECORDS	RPI 51-100	RPI 101-150	RPI 150+			
14- 12	0- 0	1- 4	OVERALL	2- 1	1- 1	10- 6			
11- 2	0- 0	1- 1	HOME	2- 0	1- 0	7- 1			
3- 10	0- 0	0- 3	AWAY	0- 1	0- 1	3- 5			
0- 0	0- 0	0- 0	NEUTRAL	0- 0	0- 0	0- 0			
7- 6	0- 0	0- 1	NON-CONFERENCE	2- 1	1- 1	4- 3			
6- 1	0- 0	0- 0	HOME	2- 0	1- 0	3- 1			
1- 5	0- 0	0- 1	AWAY	0- 1	0- 1	1- 2			
0- 0	0- 0	0- 0	NEUTRAL	0- 0	0- 0	0- 0			
7- 6	0- 0	1- 3	CONFERENCE	0- 0	0- 0	6- 3			
5- 1	0- 0	1- 1	HOME	0- 0	0- 0	4- 0			
2- 5	0- 0	0- 2	AWAY	0- 0	0- 0	2- 3			
0- 0	0- 0	0- 0	NEUTRAL	0- 0	0- 0	0- 0			

RPI S	Opponent	Score	RPI S	Opponent	Score	RPI S	Opponent	Score	RPI S	Opponent	Score	Team's RPI: 166
32	A South Dakota	58 73	32	H South Dakota	104 99	67	H Lamar University	117 110	101	H Loyola Marymount	104 75	
36	A South Dakota St.	59 76	36	H South Dakota St.	67 83	82	A Nebraska	71 96	115	A Northern Colo.	66 74	
45	A Wyoming	74 78	45	A Wyoming	74 78	85	H American	83 54	153	A New Mexico St.	64 66	
									174	A Oral Roberts	66 74	
									174	H Oral Roberts	93 76	
									219	A Western Ill.	78 87	
									230	H St. Bonaventure	76 62	
									243	H North Dakota	87 66	
									249	H UMKC	92 75	
									279	A Colorado St.	79 84	
									283	H Air Force	92 66	
									284	H Samford	83 87	
									288	A Southern Utah	71 70	
									312	A Omaha	95 68	
									320	A North Dakota St.	87 67	
									320	H North Dakota St.	81 54	
									333	A Purdue Fort Wayne	55 70	
									333	H Purdue Fort Wayne	82 62	
LAST 12 Division I GAMES:												
32	A South Dakota	58 73	174	H Oral Roberts	93 76							
333	H Purdue Fort Wayne	82 62	320	H North Dakota St.	81 54							
320	A North Dakota St.	87 67	36	A South Dakota St.	59 76							
174	A Oral Roberts	66 74	243	H North Dakota	87 66							
36	H South Dakota St.	67 83	32	H South Dakota	104 99							
333	A Purdue Fort Wayne	55 70	219	A Western Ill.	78 87							

Non-Div I Games:

Denver

■ Loss,
■ Non-Conf,
■ S Site,
■ H Home
■ A Away
N Neutral

Detroit Mercy

Through Games Of Feb. 22, 2019

Average RPI Win:	321	WON-LOST	WINNING	LAST 10	STRENGTH OF	OPP. STRENGTH	TEAM	ADJ.	CONF.	ADJ CONF.
Average RPI Loss:	178	RECORD	PCT. RANK	GAMES	SCHEDULE	OF SCHEDULE	RPI	RPI	RPI	RPI
DIV. I ONLY	3- 22	341	0- 1	294	208	334	334	20	20	
DIV. I NON-CONF.	1- 9	326	0- 0	246	161	317	317	18	18	
TOTALS	RPI 1-25	RPI 26-50	W-L RECORDS	RPI 51-100	RPI 101-150	RPI 150+				
3- 22	0- 0	0- 2	OVERALL	0- 4	0- 4	3- 12				
1- 9	0- 0	0- 1	HOME	0- 1	0- 2	1- 5				
2- 13	0- 0	0- 1	AWAY	0- 3	0- 2	2- 7				
0- 0	0- 0	0- 0	NEUTRAL	0- 0	0- 0	0- 0				
1- 9	0- 0	0- 2	NON-CONFERENCE	0- 2	0- 0	1- 5				
0- 3	0- 0	0- 1	HOME	0- 0	0- 0	0- 2				
1- 6	0- 0	0- 1	AWAY	0- 2	0- 0	1- 3				
0- 0	0- 0	0- 0	NEUTRAL	0- 0	0- 0	0- 0				
2- 13	0- 0	0- 0	CONFERENCE	0- 2	0- 4	2- 7				
1- 6	0- 0	0- 0	HOME	0- 1	0- 2	1- 3				
1- 7	0- 0	0- 0	AWAY	0- 1	0- 2	1- 4				
0- 0	0- 0	0- 0	NEUTRAL	0- 0	0- 0	0- 0				

RPI S	Opponent	Score	RPI S	Opponent	Score	RPI S	Opponent	Score	RPI S	Opponent	Score	Team's RPI: 334
43	H Miami (OH)	59 78	68	H Green Bay	40 65	122	A Youngstown St.	45 91				
44	A Michigan	62 95	74	A Wright St.	59 78	122	H Youngstown St.	59 85				
			78	A Ohio St.	41 55	125	A IUPUI	47 82				
			81	A Toledo	60 77	125	H IUPUI	41 58				
						188	A Eastern Mich.	53 60				
						190	A Milwaukee	34 59				
						190	H Milwaukee	44 62				
						221	A Bowling Green	73 79				
						241	A Loyola Chicago	43 52				
						251	A Northern Ky.	56 68				
						267	H Western Mich.	44 54				
						278	A Cleveland St.	51 67				
						278	H Cleveland St.	49 67				
						286	A Manhattan	58 56				
						304	A Oakland	67 74				
						304	H Oakland	65 76				
						312	H Omaha	42 51				
						339	A UIC	42 36				
						339	H UIC	62 45				
LAST 12 Division I GAMES:												
190	A Milwaukee	34 59	74	A Wright St.	59 78							
125	H IUPUI	41 58	251	A Northern Ky.	56 68							
339	H UIC	62 45	190	H Milwaukee	44 62							
304	H Oakland	65 76	68	H Green Bay	40 65							
122	A Youngstown St.	45 91	339	A UIC	42 36							
278	A Cleveland St.	51 67	125	A IUPUI	47 82							

Non-Div I Games: Mich.-Dearborn 68 60

Detroit Mercy

Loss, Non-Conf, S Site, H Home A Away N Neutral

Drake

Through Games Of Feb. 22, 2019

Average RPI Win:	168	WON-LOST	WINNING	LAST 10	STRENGTH OF	OPP. STRENGTH	TEAM	ADJ.	CONF.	ADJ CONF.
Average RPI Loss:	25	RECORD	PCT. RANK	GAMES	SCHEDULE	OF SCHEDULE	RPI	RPI	RPI	RPI
DIV. I ONLY	19- 5	29	1- 0	53	84	23	23	13	13	
DIV. I NON-CONF.	7- 4	108	1- 0	6	3	11	11	15	15	
TOTALS	RPI 1-25	RPI 26-50	W-L RECORDS	RPI 51-100	RPI 101-150	RPI 150+				
19- 5	2- 3	1- 1	OVERALL	3- 1	4- 0	9- 0				
7- 2	0- 1	1- 0	HOME	1- 1	2- 0	3- 0				
10- 2	0- 1	0- 1	AWAY	2- 0	2- 0	6- 0				
2- 1	2- 1	0- 0	NEUTRAL	0- 0	0- 0	0- 0				
7- 4	2- 3	1- 1	NON-CONFERENCE	1- 0	2- 0	1- 0				
2- 1	0- 1	1- 0	HOME	0- 0	1- 0	0- 0				
3- 2	0- 1	0- 1	AWAY	1- 0	1- 0	1- 0				
2- 1	2- 1	0- 0	NEUTRAL	0- 0	0- 0	0- 0				
12- 1	0- 0	0- 0	CONFERENCE	2- 1	2- 0	8- 0				
5- 1	0- 0	0- 0	HOME	1- 1	1- 0	3- 0				
7- 0	0- 0	0- 0	AWAY	1- 0	1- 0	5- 0				
0- 0	0- 0	0- 0	NEUTRAL	0- 0	0- 0	0- 0				

RPI	S	Opponent	Score
1	N	Notre Dame	64 82
8	H	Iowa	82 91
9	A	Iowa St.	81 86
20	N	South Carolina	90 85
25	N	Rutgers	69 59

RPI	S	Opponent	Score
32	H	South Dakota	76 64
36	A	South Dakota St.	71 80

RPI	S	Opponent	Score
69	H	Missouri St.	79 85
80	A	UNI	88 64
80	H	UNI	76 61
82	A	Nebraska	83 77

RPI	S	Opponent	Score
111	A	Creighton	85 69
145	H	CSUN	73 63
146	H	Southern Ill.	94 66
149	A	Bradley	92 63
155	A	Illinois St.	82 64
189	A	Indiana St.	70 68
219	A	Western Ill.	98 71
241	A	Loyola Chicago	83 55
241	H	Loyola Chicago	69 60
310	A	Valparaiso	88 62
310	H	Valparaiso	84 53
332	A	Evansville	78 47
332	H	Evansville	66 39

LAST 12 Division I GAMES:

20	N	South Carolina	90 85	146	H	Southern Ill.	94 66
1	N	Notre Dame	64 82	69	H	Missouri St.	79 85
332	H	Evansville	66 39	332	A	Evansville	78 47
80	H	UNI	76 61	189	A	Indiana St.	70 68
241	A	Loyola Chicago	83 55	80	A	UNI	88 64
310	A	Valparaiso	88 62	310	H	Valparaiso	84 53

Non-Div I Games: Clarke 91 43

Drake

Loss, Non-Conf, S Site, H Home A Away N Neutral

Average RPI Win: 199	WON-LOST	WINNING	LAST 10	STRENGTH OF	OPP. STRENGTH	TEAM	ADJ.	CONF.	ADJ CONF.
Average RPI Loss: 69	RECORD	PCT. RANK	GAMES	SCHEDULE	OF SCHEDULE	RPI	RPI	RPI	RPI
DIV. I ONLY	19- 5	29	1- 0	120	148	62	62	10	10
DIV. I NON-CONF.	8- 3	72	1- 0	134	264	87	87	10	10
TOTALS	RPI 1-25	RPI 26-50	W-L RECORDS	RPI 51-100	RPI 101-150	RPI 150+			
19- 5	0- 0	1- 1	OVERALL	2- 3	4- 1	12- 0			
8- 4	0- 0	1- 1	HOME	1- 2	2- 1	4- 0			
10- 0	0- 0	0- 0	AWAY	1- 0	2- 0	7- 0			
1- 1	0- 0	0- 0	NEUTRAL	0- 1	0- 0	1- 0			
8- 3	0- 0	1- 0	NON-CONFERENCE	0- 3	0- 0	7- 0			
3- 2	0- 0	1- 0	HOME	0- 2	0- 0	2- 0			
4- 0	0- 0	0- 0	AWAY	0- 0	0- 0	4- 0			
1- 1	0- 0	0- 0	NEUTRAL	0- 1	0- 0	1- 0			
11- 2	0- 0	0- 1	CONFERENCE	2- 0	4- 1	5- 0			
5- 2	0- 0	0- 1	HOME	1- 0	2- 1	2- 0			
6- 0	0- 0	0- 0	AWAY	1- 0	2- 0	3- 0			
0- 0	0- 0	0- 0	NEUTRAL	0- 0	0- 0	0- 0			

RPI S	Opponent	Score	RPI S	Opponent	Score	RPI S	Opponent	Score	RPI S	Opponent	Score
39	H James Madison	35 51	47	H Bucknell	64 42	58	H Quinnipiac	52 56	108	H Towson	54 55
						65	H Penn	39 55	121	A UNCW	65 53
						74	N Wright St.	63 71	121	H UNCW	67 55
						87	A Northeastern	61 59	143	A Delaware	57 40
						87	H Northeastern	76 45	143	H Delaware	58 41
									171	A William & Mary	62 58
									212	A Elon	59 44
									233	H Gardner-Webb	65 48
									242	H Saint Joseph's	51 34
									246	A Hofstra	61 49
									246	H Hofstra	62 39
									265	A Richmond	58 35
									270	N Siena	51 39
									276	A Vermont	60 44
									286	A Manhattan	53 39
									291	A La Salle	58 43
									293	H Col. of Charleston	76 53
LAST 12 Division I GAMES:											
276	A Vermont	60 44	212	A Elon	59 44						
121	A UNCW	65 53	121	H UNCW	67 55						
87	H Northeastern	76 45	293	H Col. of Charleston	76 53						
246	H Hofstra	62 39	246	A Hofstra	61 49						
143	H Delaware	58 41	87	A Northeastern	61 59						
171	A William & Mary	62 58	143	A Delaware	57 40						

Non-Div I Games:

Drexel

■ Loss,
■ Non-Conf, S Site,
■ Home
■ Away
N Neutral

Average RPI Win:	144	WON-LOST	WINNING	LAST 10	STRENGTH OF	OPP. STRENGTH	TEAM	ADJ.	CONF.	ADJ CONF.
Average RPI Loss:	51	RECORD	PCT. RANK	GAMES	SCHEDULE	OF SCHEDULE	RPI	RPI	RPI	RPI
DIV. I ONLY	11- 14	212	0- 1	23	7	90	90	1	1	
DIV. I NON-CONF.	8- 4	91	0- 1	88	61	58	58	1	1	
TOTALS	RPI 1-25	RPI 26-50	W-L RECORDS	RPI 51-100	RPI 101-150	RPI 150+				
11- 14	0- 7	1- 2	OVERALL	2- 1	3- 3	5- 1				
7- 4	0- 3	0- 0	HOME	1- 1	3- 0	3- 0				
3- 8	0- 4	1- 1	AWAY	1- 0	0- 3	1- 0				
1- 2	0- 0	0- 1	NEUTRAL	0- 0	0- 0	1- 1				
8- 4	0- 1	0- 1	NON-CONFERENCE	2- 0	1- 1	5- 1				
5- 0	0- 0	0- 0	HOME	1- 0	1- 0	3- 0				
2- 2	0- 1	0- 0	AWAY	1- 0	0- 1	1- 0				
1- 2	0- 0	0- 1	NEUTRAL	0- 0	0- 0	1- 1				
3- 10	0- 6	1- 1	CONFERENCE	0- 1	2- 2	0- 0				
2- 4	0- 3	0- 0	HOME	0- 1	2- 0	0- 0				
1- 6	0- 3	1- 1	AWAY	0- 0	0- 2	0- 0				
0- 0	0- 0	0- 0	NEUTRAL	0- 0	0- 0	0- 0				

RPI 1-25				RPI 26-50				RPI 51-100				RPI 101-150				RPI 150+			
RPI	S	Opponent	Score	RPI	S	Opponent	Score	RPI	S	Opponent	Score	RPI	S	Opponent	Score	RPI	S	Opponent	Score
1	A	Notre Dame	61 89	27	N	Missouri	54 62	59	H	Virginia Tech	57 64	105	A	Virginia	47 53				
3	H	Louisville	51 73	28	A	North Carolina	85 69	71	A	Maine	66 63	115	H	Wake Forest	66 52				
10	A	NC State	51 63	33	A	Georgia Tech	64 70	72	H	FGCU	57 41	118	A	Northwestern	58 84				
12	H	Syracuse	55 64									120	A	Boston College	90 92				
18	H	Miami (FL)	50 58									124	H	Pittsburgh	74 55				
21	A	Florida St.	62 66									140	H	Marist	64 56				
22	A	Oregon St.	57 71									162	N	Washington	64 71				
												184	A	Wisconsin	60 53				
												207	N	Ball St.	79 62				
												212	H	Elon	81 64				
												213	H	East Carolina	83 66				
												217	H	UNLV	66 38				
LAST 12 Division I GAMES:																			
				27	N	Missouri	54 62	124	H	Pittsburgh	74 55								
				207	N	Ball St.	79 62	120	A	Boston College	90 92								
				1	A	Notre Dame	61 89	12	H	Syracuse	55 64								
				59	H	Virginia Tech	57 64	115	H	Wake Forest	66 52								
				105	A	Virginia	47 53	21	A	Florida St.	62 66								
				28	A	North Carolina	85 69	18	H	Miami (FL)	50 58								

Non-Div I Games:

Duke

Average RPI Win: 210	WON-LOST	WINNING	LAST 10	STRENGTH OF	OPP. STRENGTH	TEAM	ADJ.	CONF.	ADJ CONF.
Average RPI Loss: 115	RECORD	PCT. RANK	GAMES	SCHEDULE	OF SCHEDULE	RPI	RPI	RPI	RPI
DIV. I ONLY	14- 12	150	1- 0	190	93	152	152	17	17
DIV. I NON-CONF.	6- 7	172	0- 0	106	11	125	125	16	16
TOTALS	RPI 1-25	RPI 26-50	W-L RECORDS	RPI 51-100	RPI 101-150	RPI 150+			
14- 12	0- 2	0- 2	OVERALL	1- 1	2- 3	11- 4			
6- 5	0- 1	0- 0	HOME	0- 0	1- 2	5- 2			
8- 5	0- 0	0- 2	AWAY	1- 1	1- 1	6- 1			
0- 2	0- 1	0- 0	NEUTRAL	0- 0	0- 0	0- 1			
6- 7	0- 2	0- 2	NON-CONFERENCE	1- 1	1- 1	4- 1			
3- 2	0- 1	0- 0	HOME	0- 0	0- 1	3- 0			
3- 3	0- 0	0- 2	AWAY	1- 1	1- 0	1- 0			
0- 2	0- 1	0- 0	NEUTRAL	0- 0	0- 0	0- 1			
8- 5	0- 0	0- 0	CONFERENCE	0- 0	1- 2	7- 3			
3- 3	0- 0	0- 0	HOME	0- 0	1- 1	2- 2			
5- 2	0- 0	0- 0	AWAY	0- 0	0- 1	5- 1			
0- 0	0- 0	0- 0	NEUTRAL	0- 0	0- 0	0- 0			

RPI 1-25			RPI 26-50			RPI 51-100			RPI 101+ Team's RPI: 152		
RPI	S	Opponent	Score	RPI	S	Opponent	Score	RPI	S	Opponent	Score
12	N	Syracuse	71 87	29	A	Texas	41 78	79	A	Kent St.	77 72
15	H	UCF	63 71	34	A	TCU	48 61	81	A	Toledo	52 65
LAST 12 Division I GAMES:											
242	A	Saint Joseph's	67 56	192	H	George Washington	54 55	219	A	La Salle	66 62
253	A	Rhode Island	75 58	291	A	La Salle	66 62	265	H	Richmond	80 54
185	H	Saint Louis	63 67	265	H	Richmond	80 54	242	H	Saint Joseph's	81 73
113	H	Dayton	85 57	242	H	Saint Joseph's	81 73	211	A	George Mason	60 57
229	A	Massachusetts	66 69	211	A	George Mason	60 57	253	A	Rhode Island	75 58
119	A	Fordham	46 57	141	H	Davidson	47 62	258	H	ETSU	66 58
								265	H	Richmond	80 54
								291	A	La Salle	66 62

Non-Div I Games:

Duquesne

■ Loss,
 ■ Non-Conf,
 ■ S Site,
 ■ Home
 ■ A Away
 N Neutral

Average RPI Win: 233	WON-LOST	WINNING	LAST 10	STRENGTH OF	OPP. STRENGTH	TEAM	ADJ.	CONF.	ADJ CONF.
Average RPI Loss: 134	RECORD	PCT. RANK	GAMES	SCHEDULE	OF SCHEDULE	RPI	RPI	RPI	RPI
DIV. I ONLY	7- 20	294	0- 2	76	226	258	258	27	27
DIV. I NON-CONF.	2- 14	319	0- 2	28	123	237	237	24	24
TOTALS	RPI 1-25	RPI 26-50	W-L RECORDS	RPI 51-100	RPI 101-150	RPI 150+			
7- 20	0- 2	0- 2	OVERALL	0- 3	1- 4	6- 9			
7- 5	0- 0	0- 0	HOME	0- 1	1- 2	6- 2			
0- 12	0- 0	0- 2	AWAY	0- 2	0- 1	0- 7			
0- 3	0- 2	0- 0	NEUTRAL	0- 0	0- 1	0- 0			
2- 14	0- 2	0- 2	NON-CONFERENCE	0- 3	1- 4	1- 3			
2- 4	0- 0	0- 0	HOME	0- 1	1- 2	1- 1			
0- 7	0- 0	0- 2	AWAY	0- 2	0- 1	0- 2			
0- 3	0- 2	0- 0	NEUTRAL	0- 0	0- 1	0- 0			
5- 6	0- 0	0- 0	CONFERENCE	0- 0	0- 0	5- 6			
5- 1	0- 0	0- 0	HOME	0- 0	0- 0	5- 1			
0- 5	0- 0	0- 0	AWAY	0- 0	0- 0	0- 5			
0- 0	0- 0	0- 0	NEUTRAL	0- 0	0- 0	0- 0			

RPI 1-25				RPI 26-50				RPI 51-100				RPI 101+ Team's RPI: 258			
RPI	S	Opponent	Score	RPI	S	Opponent	Score	RPI	S	Opponent	Score	RPI	S	Opponent	Score
20	N	South Carolina	55 101	41	A	Tennessee	61 80	88	A	Cincinnati	64 77	104	A	South Alabama	74 81
25	N	Rutgers	44 68	48	A	Michigan St.	53 75	95	A	Radford	64 79	107	H	Troy	66 84
								99	H	Houston	77 84	126	H	High Point	65 73
												127	N	Western Ky.	68 82
												148	H	Appalachian St.	95 64
												152	A	Duquesne	58 66
												158	A	Chattanooga	67 76
												158	H	Chattanooga	64 54
												161	A	Mercer	41 64
												161	H	Mercer	77 83
												178	A	UNC Asheville	55 56
												195	H	N.C. A&T	61 56
												210	A	Furman	55 57
												210	H	Furman	75 70
												214	H	Liberty	86 89
												272	A	Wofford	74 77
												272	H	Wofford	92 79
												284	A	Samford	58 79
												311	H	UNC Greensboro	85 76
												335	H	Western Caro.	88 80
LAST 12 Division I GAMES:															
25	N	Rutgers	44 68	335	H	Western Caro.	88 80								
127	N	Western Ky.	68 82	311	H	UNC Greensboro	85 76								
161	H	Mercer	77 83	161	A	Mercer	41 64								
210	A	Furman	55 57	284	A	Samford	58 79								
272	A	Wofford	74 77	272	H	Wofford	92 79								
158	H	Chattanooga	64 54	210	H	Furman	75 70								

Non-Div I Games:

ETSU

■ Loss,
 ■ Non-Conf,
 ■ S Site,
 ■ H Home
 ■ A Away
 N Neutral

East Carolina

Through Games Of Feb. 22, 2019

Average RPI Win:	245	WON-LOST	WINNING	LAST 10	STRENGTH OF	OPP. STRENGTH	TEAM	ADJ.	CONF.	ADJ CONF.
Average RPI Loss:	130	RECORD	PCT. RANK	GAMES	SCHEDULE	OF SCHEDULE	RPI	RPI	RPI	RPI
DIV. I ONLY	13- 13	167	0- 1	250	142	213	213	9	9	
DIV. I NON-CONF.	9- 4	85	0- 0	311	279	196	196	9	9	
TOTALS	RPI 1-25	RPI 26-50	W-L RECORDS	RPI 51-100	RPI 101-150	RPI 150+				
13- 13	0- 2	0- 0	OVERALL	0- 2	2- 4	11- 5				
10- 4	0- 1	0- 0	HOME	0- 0	2- 2	8- 1				
1- 9	0- 1	0- 0	AWAY	0- 2	0- 2	1- 4				
2- 0	0- 0	0- 0	NEUTRAL	0- 0	0- 0	2- 0				
9- 4	0- 0	0- 0	NON-CONFERENCE	0- 1	1- 2	8- 1				
7- 1	0- 0	0- 0	HOME	0- 0	1- 1	6- 0				
0- 3	0- 0	0- 0	AWAY	0- 1	0- 1	0- 1				
2- 0	0- 0	0- 0	NEUTRAL	0- 0	0- 0	2- 0				
4- 9	0- 2	0- 0	CONFERENCE	0- 1	1- 2	3- 4				
3- 3	0- 1	0- 0	HOME	0- 0	1- 1	2- 1				
1- 6	0- 1	0- 0	AWAY	0- 1	0- 1	1- 3				
0- 0	0- 0	0- 0	NEUTRAL	0- 0	0- 0	0- 0				

RPI	S	Opponent	Score	RPI	S	Opponent	Score	RPI	S	Opponent	Score	RPI	S	Opponent	Score	Team's RPI: 213
5	A	UConn	55 118					90	A	Duke	66 83	115	H	Wake Forest	70 61	
15	H	UCF	58 61					99	A	Houston	52 63	121	H	UNCW	68 71	
												130	H	South Fla.	50 63	
												133	A	Charlotte	46 52	
												150	A	Tulane	57 68	
												150	H	Tulane	63 61	
												159	H	Tulsa	55 75	
												165	A	Temple	62 84	
												171	A	William & Mary	43 63	
												182	H	UMES	84 69	
												204	A	Memphis	46 58	
												204	H	Memphis	68 59	
												214	H	Liberty	66 63	
												222	H	Monmouth	73 67	
												227	A	SMU	64 54	
												247	A	Wichita St.	47 57	
												247	H	Wichita St.	78 56	
												298	H	Kennesaw St.	68 56	
												308	N	South Carolina St.	71 63	
												336	N	Longwood	61 52	
												337	H	Grand Canyon	59 47	
												344	H	USC Upstate	63 53	
LAST 12 Division I GAMES:																
130	H	South Fla.	50 63	247	A	Wichita St.	47 57									
99	A	Houston	52 63	165	A	Temple	62 84									
227	A	SMU	64 54	15	H	UCF	58 61									
204	H	Memphis	68 59	204	A	Memphis	46 58									
5	A	UConn	55 118	159	H	Tulsa	55 75									
150	H	Tulane	63 61	247	H	Wichita St.	78 56									

Non-Div I Games:

East Carolina

Loss, Non-Conf, S Site, H Home A Away N Neutral

Average RPI Win: 246	WON-LOST	WINNING	LAST 10	STRENGTH OF	OPP. STRENGTH	TEAM	ADJ.	CONF.	ADJ CONF.
Average RPI Loss: 180	RECORD	PCT. RANK	GAMES	SCHEDULE	OF SCHEDULE	RPI	RPI	RPI	RPI
DIV. I ONLY	7- 16	271	0- 1	208	292	285	285	21	21
DIV. I NON-CONF.	3- 5	227	0- 0	227	250	223	223	21	21
TOTALS	RPI 1-25	RPI 26-50	W-L RECORDS	RPI 51-100	RPI 101-150	RPI 150+			
7- 16	0- 0	0- 1	OVERALL	0- 2	1- 5	6- 8			
5- 4	0- 0	0- 0	HOME	0- 0	1- 1	4- 3			
1- 12	0- 0	0- 1	AWAY	0- 2	0- 4	1- 5			
1- 0	0- 0	0- 0	NEUTRAL	0- 0	0- 0	1- 0			
3- 5	0- 0	0- 1	NON-CONFERENCE	0- 1	0- 2	3- 1			
2- 0	0- 0	0- 0	HOME	0- 0	0- 0	2- 0			
0- 5	0- 0	0- 1	AWAY	0- 1	0- 2	0- 1			
1- 0	0- 0	0- 0	NEUTRAL	0- 0	0- 0	1- 0			
4- 11	0- 0	0- 0	CONFERENCE	0- 1	1- 3	3- 7			
3- 4	0- 0	0- 0	HOME	0- 0	1- 1	2- 3			
1- 7	0- 0	0- 0	AWAY	0- 1	0- 2	1- 4			
0- 0	0- 0	0- 0	NEUTRAL	0- 0	0- 0	0- 0			

RPI S	Opponent	Score	RPI S	Opponent	Score	RPI S	Opponent	Score	RPI S	Opponent	Score	Team's RPI: 285
50	A Butler	37 72	63	A Belmont	57 98	136	A UT Martin	66 90	136	H UT Martin	77 71	
			97	A Northern Ill.	59 78	138	A Tennessee Tech	88 99	142	H Morehead St.	57 67	
						146	A Southern Ill.	59 73	149	A Bradley	64 67	
						189	H Indiana St.	63 39	193	A Jacksonville St.	49 78	
						219	N Western Ill.	64 62	220	A Southeast Mo. St.	57 72	
						220	H Southeast Mo. St.	54 80	248	A SIUE	62 78	
						248	H SIUE	56 65	252	A Austin Peay	67 57	
						252	H Austin Peay	60 73	271	A Murray St.	51 60	
						271	H Murray St.	75 67	310	A Valparaiso	60 62	
						325	H Eastern Ky.	80 60	333	H Purdue Fort Wayne	72 63	
LAST 12 Division I GAMES:												
63	A Belmont	57 98	325	H Eastern Ky.	80 60							
220	H Southeast Mo. St.	54 80	220	A Southeast Mo. St.	57 72							
248	A SIUE	62 78	136	A UT Martin	66 90							
252	A Austin Peay	67 57	252	H Austin Peay	60 73							
271	A Murray St.	51 60	271	H Murray St.	75 67							
142	H Morehead St.	57 67	138	A Tennessee Tech	88 99							

Non-Div I Games: Lincoln Christian 97 34 Eureka 104 48 Oakland City 102 43

Eastern Ill.

Loss, Non-Conf, S Site, H Home A Away N Neutral

Average RPI Win:	0	WON-LOST	WINNING	LAST 10	STRENGTH OF	OPP. STRENGTH	TEAM	ADJ.	CONF.	ADJ CONF.
Average RPI Loss:	169	RECORD	PCT. RANK	GAMES	SCHEDULE	OF SCHEDULE	RPI	RPI	RPI	RPI
DIV. I ONLY	0- 24	351	0- 1	101	260	325	325	21	21	
DIV. I NON-CONF.	0- 9	336	0- 1	18	209	260	260	21	21	
TOTALS	RPI 1-25	RPI 26-50	W-L RECORDS	RPI 51-100	RPI 101-150	RPI 150+				
0- 24	0- 1	0- 2	OVERALL	0- 4	0- 4	0- 13				
0- 9	0- 0	0- 0	HOME	0- 1	0- 2	0- 6				
0- 13	0- 0	0- 2	AWAY	0- 2	0- 2	0- 7				
0- 2	0- 1	0- 0	NEUTRAL	0- 1	0- 0	0- 0				
0- 9	0- 1	0- 2	NON-CONFERENCE	0- 2	0- 0	0- 4				
0- 2	0- 0	0- 0	HOME	0- 0	0- 0	0- 2				
0- 5	0- 0	0- 2	AWAY	0- 1	0- 0	0- 2				
0- 2	0- 1	0- 0	NEUTRAL	0- 1	0- 0	0- 0				
0- 15	0- 0	0- 0	CONFERENCE	0- 2	0- 4	0- 9				
0- 7	0- 0	0- 0	HOME	0- 1	0- 2	0- 4				
0- 8	0- 0	0- 0	AWAY	0- 1	0- 2	0- 5				
0- 0	0- 0	0- 0	NEUTRAL	0- 0	0- 0	0- 0				

RPI S	Opponent	Score	RPI S	Opponent	Score	RPI S	Opponent	Score	RPI S	Opponent	Score	Team's RPI: 325
21 N	Florida St.	45 62	37 A	Ohio	60 100	51 A	West Virginia	29 78	136 H	UT Martin	61 87	
			43 A	Miami (OH)	44 60	51 N	West Virginia	39 81	138 A	Tennessee Tech	57 77	
						63 A	Belmont	43 69	138 H	Tennessee Tech	68 81	
						63 H	Belmont	52 87	142 A	Morehead St.	52 68	
									160 A	Akron	54 63	
									185 H	Saint Louis	43 70	
									193 H	Jacksonville St.	44 53	
									211 H	George Mason	75 91	
									220 H	Southeast Mo. St.	42 52	
									248 A	SIUE	55 74	
									252 A	Austin Peay	65 100	
									267 A	Western Mich.	53 64	
									271 A	Murray St.	63 81	
									271 H	Murray St.	63 76	
									285 A	Eastern Ill.	60 80	
									299 A	Tennessee St.	38 60	
									299 H	Tennessee St.	31 57	
LAST 12 Division I GAMES:												
51 N	West Virginia	39 81	248 A	SIUE	55 74							
138 A	Tennessee Tech	57 77	285 A	Eastern Ill.	60 80							
142 A	Morehead St.	52 68	138 H	Tennessee Tech	68 81							
271 H	Murray St.	63 76	193 H	Jacksonville St.	44 53							
299 H	Tennessee St.	31 57	220 H	Southeast Mo. St.	42 52							
63 H	Belmont	52 87	136 H	UT Martin	61 87							

Non-Div I Games: Brescia 70 41 Ky. Christian 90 35

Eastern Ky.

Average RPI Win:	254	WON-LOST	WINNING	LAST 10	STRENGTH OF	OPP. STRENGTH	TEAM	ADJ.	CONF.	ADJ CONF.
Average RPI Loss:	87	RECORD	PCT. RANK	GAMES	SCHEDULE	OF SCHEDULE	RPI	RPI	RPI	RPI
DIV. I ONLY	11- 12	192	1- 0	189	120	188	188	7	7	
DIV. I NON-CONF.	6- 4	125	0- 0	341	241	259	259	8	8	
TOTALS	RPI 1-25	RPI 26-50	W-L RECORDS	RPI 51-100	RPI 101-150	RPI 150+				
11- 12	0- 2	0- 4	OVERALL	0- 4	0- 0	11- 2				
8- 3	0- 0	0- 1	HOME	0- 2	0- 0	8- 0				
3- 6	0- 1	0- 2	AWAY	0- 2	0- 0	3- 1				
0- 3	0- 1	0- 1	NEUTRAL	0- 0	0- 0	0- 1				
6- 4	0- 1	0- 1	NON-CONFERENCE	0- 0	0- 0	6- 2				
4- 0	0- 0	0- 0	HOME	0- 0	0- 0	4- 0				
2- 1	0- 0	0- 0	AWAY	0- 0	0- 0	2- 1				
0- 3	0- 1	0- 1	NEUTRAL	0- 0	0- 0	0- 1				
5- 8	0- 1	0- 3	CONFERENCE	0- 4	0- 0	5- 0				
4- 3	0- 0	0- 1	HOME	0- 2	0- 0	4- 0				
1- 5	0- 1	0- 2	AWAY	0- 2	0- 0	1- 0				
0- 0	0- 0	0- 0	NEUTRAL	0- 0	0- 0	0- 0				

RPI 1-25				RPI 26-50				RPI 51-100				RPI 101+ Team's RPI: 188			
RPI	S	Opponent	Score	RPI	S	Opponent	Score	RPI	S	Opponent	Score	RPI	S	Opponent	Score
9	N	Iowa St.	59 85	37	A	Ohio	44 85	79	A	Kent St.	64 71	155	H	Illinois St.	50 41
24	A	Central Mich.	61 71	40	H	Buffalo	84 91	79	H	Kent St.	54 67	160	A	Akron	72 60
				43	A	Miami (OH)	58 63	81	A	Toledo	43 63	160	H	Akron	67 60
				50	N	Butler	63 73	97	H	Northern Ill.	65 68	196	A	Illinois	66 72
												207	H	Ball St.	56 53
												221	H	Bowling Green	81 74
												267	H	Western Mich.	64 61
												278	H	Cleveland St.	69 63
												311	N	UNC Greensboro	44 49
												333	A	Purdue Fort Wayne	87 72
												334	H	Detroit Mercy	60 53
												336	A	Longwood	64 45
												339	H	UIC	52 38
LAST 12 Division I GAMES:															
160	H	Akron	67 60	24	A	Central Mich.	61 71	221	H	Bowling Green	81 74				
207	H	Ball St.	56 53	37	A	Ohio	44 85	160	A	Akron	72 60				
79	H	Kent St.	54 67	43	A	Toledo	43 63	267	H	Western Mich.	64 61				
81	A	Toledo	58 63	40	H	Buffalo	84 91								
43	A	Miami (OH)	58 63												
97	H	Northern Ill.	65 68												

Non-Div I Games: Northwood 53 39

Eastern Mich.

Eastern Wash.

Through Games Of Feb. 22, 2019

Average RPI Win:	203	WON-LOST	WINNING	LAST 10	STRENGTH OF	OPP. STRENGTH	TEAM	ADJ.	CONF.	ADJ CONF.
Average RPI Loss:	120	RECORD	PCT. RANK	GAMES	SCHEDULE	OF SCHEDULE	RPI	RPI	RPI	RPI
DIV. I ONLY	7- 16	271	1- 0	70	146	187	187	16	16	
DIV. I NON-CONF.	0- 8	336	0- 0	13	111	224	224	12	12	
TOTALS	RPI 1-25	RPI 26-50	W-L RECORDS	RPI 51-100	RPI 101-150	RPI 150+				
7- 16	0- 2	0- 1	OVERALL	0- 6	2- 3	5- 4				
2- 8	0- 1	0- 0	HOME	0- 3	0- 3	2- 1				
5- 6	0- 0	0- 1	AWAY	0- 3	2- 0	3- 2				
0- 2	0- 1	0- 0	NEUTRAL	0- 0	0- 0	0- 1				
0- 8	0- 2	0- 1	NON-CONFERENCE	0- 3	0- 0	0- 2				
0- 3	0- 1	0- 0	HOME	0- 2	0- 0	0- 0				
0- 3	0- 0	0- 1	AWAY	0- 1	0- 0	0- 1				
0- 2	0- 1	0- 0	NEUTRAL	0- 0	0- 0	0- 1				
7- 8	0- 0	0- 0	CONFERENCE	0- 3	2- 3	5- 2				
2- 5	0- 0	0- 0	HOME	0- 1	0- 3	2- 1				
5- 3	0- 0	0- 0	AWAY	0- 2	2- 0	3- 1				
0- 0	0- 0	0- 0	NEUTRAL	0- 0	0- 0	0- 0				

RPI 1-25				RPI 26-50				RPI 51-100				RPI 101+ Team's RPI: 187			
RPI	S	Opponent	Score	RPI	S	Opponent	Score	RPI	S	Opponent	Score	RPI	S	Opponent	Score
13	H	Gonzaga	51 63	26	A	BYU	65 80	52	A	Boise St.	55 67	115	A	Northern Colo.	76 72
22	N	Oregon St.	45 93					61	H	Utah	51 95	115	H	Northern Colo.	62 67
								84	A	Idaho St.	48 63	129	H	Portland St.	64 76
								86	A	Idaho	68 84	147	A	Montana St.	89 87
								86	H	Idaho	74 75	147	H	Montana St.	47 61
								92	H	Fresno St.	58 68	156	A	Montana	68 62
												156	H	Montana	67 64
												163	N	UC Riverside	45 57
												236	H	Sacramento St.	70 73
												239	A	Northern Ariz.	64 62
												288	A	Southern Utah	63 73
												288	H	Southern Utah	80 66
												319	A	Cal Poly	55 59
												321	A	Weber St.	64 58
LAST 12 Division I GAMES:															
288	H	Southern Utah	80 66	288	A	Southern Utah	63 73								
86	H	Idaho	74 75	236	H	Sacramento St.	70 73								
115	A	Northern Colo.	76 72	129	H	Portland St.	64 76								
156	H	Montana	67 64	147	A	Montana St.	89 87								
147	H	Montana St.	47 61	156	A	Montana	68 62								
239	A	Northern Ariz.	64 62	115	H	Northern Colo.	62 67								

Non-Div I Games: Eastern Ore. 66 45

Eastern Wash.

Loss, Non-Conf, S Site, H Home A Away N Neutral

Average RPI Win: 245	WON-LOST	WINNING	LAST 10	STRENGTH OF	OPP. STRENGTH	TEAM	ADJ.	CONF.	ADJ CONF.
Average RPI Loss: 113	RECORD	PCT. RANK	GAMES	SCHEDULE	OF SCHEDULE	RPI	RPI	RPI	RPI
DIV. I ONLY	7- 16	271	0- 1	106	157	212	212	10	10
DIV. I NON-CONF.	4- 6	212	0- 0	121	231	193	193	10	10
TOTALS	RPI 1-25	RPI 26-50	W-L RECORDS	RPI 51-100	RPI 101-150	RPI 150+			
7- 16	0- 0	0- 3	OVERALL	0- 4	1- 6	6- 3			
3- 8	0- 0	0- 2	HOME	0- 2	1- 3	2- 1			
4- 8	0- 0	0- 1	AWAY	0- 2	0- 3	4- 2			
0- 0	0- 0	0- 0	NEUTRAL	0- 0	0- 0	0- 0			
4- 6	0- 0	0- 1	NON-CONFERENCE	0- 2	1- 2	3- 1			
2- 3	0- 0	0- 1	HOME	0- 1	1- 1	1- 0			
2- 3	0- 0	0- 0	AWAY	0- 1	0- 1	2- 1			
0- 0	0- 0	0- 0	NEUTRAL	0- 0	0- 0	0- 0			
3- 10	0- 0	0- 2	CONFERENCE	0- 2	0- 4	3- 2			
1- 5	0- 0	0- 1	HOME	0- 1	0- 2	1- 1			
2- 5	0- 0	0- 1	AWAY	0- 1	0- 2	2- 1			
0- 0	0- 0	0- 0	NEUTRAL	0- 0	0- 0	0- 0			

RPI S	Opponent	Score	RPI S	Opponent	Score	RPI S	Opponent	Score	RPI S	Opponent	Score	Team's RPI: 212
28	H North Carolina	69 100	53	H Auburn	44 96	108	A Towson	58 59	121	A UNCW	51 76	
39	A James Madison	30 82	62	H Drexel	44 59	121	H UNCW	70 75	140	H Marist	57 61	
39	H James Madison	46 74	87	A Northeastern	71 79	141	H Davidson	73 72	143	H Delaware	63 74	
			90	A Duke	64 81	148	A Appalachian St.	62 65	171	A William & Mary	60 65	
						171	H William & Mary	59 64	195	H N.C. A&T	73 64	
						206	A Hampton	77 62	246	A Hofstra	77 64	
						281	A Winthrop	57 58	293	A Col. of Charleston	72 52	
						293	H Col. of Charleston	76 68	340	A N.C. Central	83 54	
LAST 12 Division I GAMES:												
39	H James Madison	46 74	39	A James Madison	30 82							
171	H William & Mary	59 64	108	A Towson	58 59							
293	A Col. of Charleston	72 52	171	A William & Mary	60 65							
121	A UNCW	51 76	121	H UNCW	70 75							
143	H Delaware	63 74	293	H Col. of Charleston	76 68							
62	H Drexel	44 59	246	A Hofstra	77 64							

Non-Div I Games: Chowan 88 74

Elon

Average RPI Win:	304	WON-LOST	WINNING	LAST 10	STRENGTH OF	OPP. STRENGTH	TEAM	ADJ.	CONF.	ADJ CONF.
Average RPI Loss:	181	RECORD	PCT. RANK	GAMES	SCHEDULE	OF SCHEDULE	RPI	RPI	RPI	RPI
DIV. I ONLY	3- 22	341	0- 1	242	266	332	332	13	13	
DIV. I NON-CONF.	2- 9	297	0- 0	330	341	345	345	15	15	
TOTALS	RPI 1-25	RPI 26-50	W-L RECORDS	RPI 51-100	RPI 101-150	RPI 150+				
3- 22	0- 2	0- 0	OVERALL	0- 2	0- 5	3- 13				
2- 10	0- 1	0- 0	HOME	0- 1	0- 1	2- 7				
1- 12	0- 1	0- 0	AWAY	0- 1	0- 4	1- 6				
0- 0	0- 0	0- 0	NEUTRAL	0- 0	0- 0	0- 0				
2- 9	0- 0	0- 0	NON-CONFERENCE	0- 0	0- 2	2- 7				
1- 4	0- 0	0- 0	HOME	0- 0	0- 0	1- 4				
1- 5	0- 0	0- 0	AWAY	0- 0	0- 2	1- 3				
0- 0	0- 0	0- 0	NEUTRAL	0- 0	0- 0	0- 0				
1- 13	0- 2	0- 0	CONFERENCE	0- 2	0- 3	1- 6				
1- 6	0- 1	0- 0	HOME	0- 1	0- 1	1- 3				
0- 7	0- 1	0- 0	AWAY	0- 1	0- 2	0- 3				
0- 0	0- 0	0- 0	NEUTRAL	0- 0	0- 0	0- 0				

RPI 1-25				RPI 26-50				RPI 51-100				RPI 101+ Team's RPI: 332			
RPI	S	Opponent	Score	RPI	S	Opponent	Score	RPI	S	Opponent	Score	RPI	S	Opponent	Score
23	A	Drake	39 66					69	A	Missouri St.	66 88	113	A	Dayton	30 69
23	H	Drake	47 78					80	H	UNI	46 74	142	A	Morehead St.	63 85
												146	A	Southern Ill.	47 67
												149	A	Bradley	63 81
												149	H	Bradley	68 75
												155	A	Illinois St.	59 82
												155	H	Illinois St.	61 72
												184	A	Wisconsin	60 96
												189	H	Indiana St.	69 76
												194	A	Marshall	65 72
												220	H	Southeast Mo. St.	50 54
												241	A	Loyola Chicago	56 61
												241	H	Loyola Chicago	51 71
												248	H	SIUE	45 54
												252	H	Austin Peay	56 52
												271	A	Murray St.	53 81
												310	A	Valparaiso	49 93
												310	H	Valparaiso	77 65
												333	H	Purdue Fort Wayne	66 72
												339	H	UIC	54 62
												349	A	Chicago St.	67 58
LAST 12 Division I GAMES:															
23	A	Drake	39 66	23	H	Drake	47 78	80	H	UNI	46 74				
241	H	Loyola Chicago	51 71	310	A	Valparaiso	49 93	241	A	Loyola Chicago	56 61				
310	H	Valparaiso	77 65	155	H	Illinois St.	61 72	155	H	Illinois St.	61 72				
149	A	Bradley	63 81	149	H	Bradley	68 75								
155	A	Illinois St.	59 82												
189	H	Indiana St.	69 76												

Non-Div I Games:

Evansville

■ Loss,
■ Non-Conf,
■ S Site,
■ H Home
■ A Away
N Neutral

Average RPI Win:	240	WON-LOST	WINNING	LAST 10	STRENGTH OF	OPP. STRENGTH	TEAM	ADJ.	CONF.	ADJ CONF.
Average RPI Loss:	61	RECORD	PCT. RANK	GAMES	SCHEDULE	OF SCHEDULE	RPI	RPI	RPI	RPI
DIV. I ONLY	20- 4	18	1- 0	223	236	72	72	24	24	
DIV. I NON-CONF.	7- 4	108	0- 0	113	90	84	84	26	26	
TOTALS	RPI 1-25	RPI 26-50	W-L RECORDS	RPI 51-100	RPI 101-150	RPI 150+				
20- 4	0- 1	0- 1	OVERALL	2- 1	0- 1	18- 0				
10- 1	0- 0	0- 0	HOME	1- 0	0- 1	9- 0				
9- 2	0- 0	0- 1	AWAY	0- 1	0- 0	9- 0				
1- 1	0- 1	0- 0	NEUTRAL	1- 0	0- 0	0- 0				
7- 4	0- 1	0- 1	NON-CONFERENCE	2- 1	0- 1	5- 0				
4- 1	0- 0	0- 0	HOME	1- 0	0- 1	3- 0				
2- 2	0- 0	0- 1	AWAY	0- 1	0- 0	2- 0				
1- 1	0- 1	0- 0	NEUTRAL	1- 0	0- 0	0- 0				
13- 0	0- 0	0- 0	CONFERENCE	0- 0	0- 0	13- 0				
6- 0	0- 0	0- 0	HOME	0- 0	0- 0	6- 0				
7- 0	0- 0	0- 0	AWAY	0- 0	0- 0	7- 0				
0- 0	0- 0	0- 0	NEUTRAL	0- 0	0- 0	0- 0				

RPI 1-25				RPI 26-50				RPI 51-100				Team's RPI: 72		RPI 101+			
RPI	S	Opponent	Score	RPI	S	Opponent	Score	RPI	S	Opponent	Score			RPI	S	Opponent	Score
4	N	Stanford	65 88	36	A	South Dakota St.	62 80	85	N	American	90 71			114	H	UAB	60 62
								90	A	Duke	41 57			164	H	Abilene Christian	81 65
								99	H	Houston	76 71			180	A	North Ala.	68 52
														180	H	North Ala.	76 51
														205	A	Stetson	73 40
														214	A	Liberty	65 64
														214	H	Liberty	68 50
														216	A	Saint Francis (PA)	83 69
														228	H	Jacksonville	82 58
														245	A	Hawaii	73 67
														273	A	North Florida	105 66
														273	H	North Florida	80 48
														298	A	Kennesaw St.	69 46
														312	H	FIU	100 58
														322	A	Lipscomb	80 46
														322	H	Lipscomb	82 40
														323	A	NJIT	67 35
														323	H	NJIT	61 42
														330	H	Coppin St.	93 61
LAST 12 Division I GAMES:																	
322	A	Lipscomb	80 46	323	A	NJIT	67 35										
205	A	Stetson	73 40	273	H	North Florida	80 48										
323	H	NJIT	61 42	322	H	Lipscomb	82 40										
214	A	Liberty	65 64	298	A	Kennesaw St.	69 46										
180	H	North Ala.	76 51	273	A	North Florida	105 66										
228	H	Jacksonville	82 58	180	A	North Ala.	68 52										

Non-Div I Games: Fla. Memorial 99 68 Johnson & Wales (FI109 64

FGCU

Loss, Non-Conf, S Site, H Home A Away N Neutral

Average RPI Win:	325	WON-LOST	WINNING	LAST 10	STRENGTH OF	OPP. STRENGTH	TEAM	ADJ.	CONF.	ADJ CONF.
Average RPI Loss:	159	RECORD	PCT. RANK	GAMES	SCHEDULE	OF SCHEDULE	RPI	RPI	RPI	RPI
DIV. I ONLY	4- 21	326	0- 1	147	272	312	312	14	14	
DIV. I NON-CONF.	3- 9	271	0- 1	163	347	315	315	17	17	
TOTALS	RPI 1-25	RPI 26-50	W-L RECORDS	RPI 51-100	RPI 101-150	RPI 150+				
4- 21	0- 1	0- 1	OVERALL	0- 3	0- 5	4- 11				
4- 11	0- 1	0- 0	HOME	0- 1	0- 4	4- 5				
0- 10	0- 0	0- 1	AWAY	0- 2	0- 1	0- 6				
0- 0	0- 0	0- 0	NEUTRAL	0- 0	0- 0	0- 0				
3- 9	0- 1	0- 0	NON-CONFERENCE	0- 1	0- 2	3- 5				
3- 6	0- 1	0- 0	HOME	0- 0	0- 2	3- 3				
0- 3	0- 0	0- 0	AWAY	0- 1	0- 0	0- 2				
0- 0	0- 0	0- 0	NEUTRAL	0- 0	0- 0	0- 0				
1- 12	0- 0	0- 1	CONFERENCE	0- 2	0- 3	1- 6				
1- 5	0- 0	0- 0	HOME	0- 1	0- 2	1- 2				
0- 7	0- 0	0- 1	AWAY	0- 1	0- 1	0- 4				
0- 0	0- 0	0- 0	NEUTRAL	0- 0	0- 0	0- 0				

RPI 1-25			RPI 26-50			RPI 51-100			RPI 101+ Team's RPI: 312		
RPI	S	Opponent	Score	RPI	S	Opponent	Score	RPI	S	Opponent	Score
18	H	Miami (FL)	43 94	35	A	Rice	44 76	64	H	Middle Tenn.	43 49
								72	A	FGCU	58 100
								75	A	Old Dominion	68 95
								104	H	South Alabama	77 84
								114	H	UAB	59 83
								123	H	Georgia St.	61 67
								127	H	Western Ky.	82 94
								133	A	Charlotte	54 69
								167	A	Louisiana Tech	72 90
								177	A	North Texas	50 75
								183	A	Southern Miss.	57 71
								194	H	Marshall	58 86
								215	A	Bethune-Cookman	57 68
								224	H	Campbell	54 59
								228	H	Jacksonville	62 73
								235	H	Howard	62 89
								273	A	North Florida	53 62
								277	H	UTEP	55 60
								297	A	Fla. Atlantic	55 77
								300	H	UTSA	51 40
								302	H	Morgan St.	59 50
								347	H	Florida A&M	77 54
								351	H	Alcorn	75 40
LAST 12 Division I GAMES:											
104	H	South Alabama	77 84	167	A	Louisiana Tech	72 90				
224	H	Campbell	54 59	183	A	Southern Miss.	57 71				
177	A	North Texas	50 75	297	A	Fla. Atlantic	55 77				
35	A	Rice	44 76	194	H	Marshall	58 86				
277	H	UTEP	55 60	127	H	Western Ky.	82 94				
300	H	UTSA	51 40	75	A	Old Dominion	68 95				

Non-Div I Games: Palm Beach Atl. 63 66

FIU

Fairfield

Through Games Of Feb. 22, 2019

Average RPI Win:	300	WON-LOST	WINNING	LAST 10	STRENGTH OF	OPP. STRENGTH	TEAM	ADJ.	CONF.	ADJ CONF.
Average RPI Loss:	187	RECORD	PCT. RANK	GAMES	SCHEDULE	OF SCHEDULE	RPI	RPI	RPI	RPI
DIV. I ONLY	9- 18	265	1- 0	280	302	290	290	26	26	
DIV. I NON-CONF.	3- 8	267	0- 0	295	311	313	313	27	27	
TOTALS	RPI 1-25	RPI 26-50	W-L RECORDS	RPI 51-100	RPI 101-150	RPI 150+				
9- 18	0- 0	0- 1	OVERALL	0- 3	0- 2	9- 12				
4- 6	0- 0	0- 0	HOME	0- 2	0- 1	4- 3				
4- 9	0- 0	0- 0	AWAY	0- 1	0- 1	4- 7				
1- 3	0- 0	0- 1	NEUTRAL	0- 0	0- 0	1- 2				
3- 8	0- 0	0- 1	NON-CONFERENCE	0- 1	0- 0	3- 6				
1- 2	0- 0	0- 0	HOME	0- 1	0- 0	1- 1				
1- 3	0- 0	0- 0	AWAY	0- 0	0- 0	1- 3				
1- 3	0- 0	0- 1	NEUTRAL	0- 0	0- 0	1- 2				
6- 10	0- 0	0- 0	CONFERENCE	0- 2	0- 2	6- 6				
3- 4	0- 0	0- 0	HOME	0- 1	0- 1	3- 2				
3- 6	0- 0	0- 0	AWAY	0- 1	0- 1	3- 4				
0- 0	0- 0	0- 0	NEUTRAL	0- 0	0- 0	0- 0				

RPI S	Opponent	Score	RPI S	Opponent	Score	RPI S	Opponent	Score	RPI S	Opponent	Score	Team's RPI: 290
47 N	Bucknell	54 77	58 A	Quinnipiac	36 81	140 A	Marist	44 85				
			58 H	Quinnipiac	40 48	140 H	Marist	46 56				
			87 H	Northeastern	50 59	171 H	William & Mary	54 60				
						186 A	Rider	59 62				
						191 A	Xavier	35 48				
						199 A	Dartmouth	46 59				
						210 N	Furman	70 77				
						222 H	Monmouth	63 73				
						229 N	Massachusetts	49 59				
						255 A	Niagara	68 71				
						255 H	Niagara	55 54				
						265 A	Richmond	58 40				
						269 A	Brown	49 68				
						270 A	Siena	66 40				
						270 H	Siena	59 55				
						286 A	Manhattan	41 47				
						287 A	Canisius	50 53				
						287 H	Canisius	72 65				
						326 A	Iona	55 42				
						338 A	Saint Peter's	69 61				
						338 H	Saint Peter's	65 68				
						339 N	UIC	68 60				
						350 H	LIU Brooklyn	71 43				
LAST 12 Division I GAMES:												
338 A	Saint Peter's	69 61	222 H	Monmouth	63 73							
140 A	Marist	44 85	286 A	Manhattan	41 47							
58 H	Quinnipiac	40 48	270 H	Siena	59 55							
270 A	Siena	66 40	326 A	Iona	55 42							
255 H	Niagara	55 54	255 A	Niagara	68 71							
287 H	Canisius	72 65	287 A	Canisius	50 53							

Non-Div I Games:

Fairfield

■ Loss,
 ■ Non-Conf, S Site,
 ■ Home
 ■ Away
 N Neutral

Average RPI Win: 326		WON-LOST	WINNING	LAST 10	STRENGTH OF	OPP. STRENGTH	TEAM	ADJ.	CONF.	ADJ CONF.
Average RPI Loss: 255		RECORD	PCT. RANK	GAMES	SCHEDULE	OF SCHEDULE	RPI	RPI	RPI	RPI
DIV. I ONLY		4- 18	322	0- 1	340	351	345	345	31	31
DIV. I NON-CONF.		1- 8	322	0- 0	333	348	350	350	31	31
TOTALS	RPI 1-25		RPI 26-50		W-L RECORDS	RPI 51-100	RPI 101-150		RPI 150+	
4- 18	0- 0		0- 0		OVERALL	0- 0	0- 0		4- 18	
3- 6	0- 0		0- 0		HOME	0- 0	0- 0		3- 6	
1- 12	0- 0		0- 0		AWAY	0- 0	0- 0		1- 12	
0- 0	0- 0		0- 0		NEUTRAL	0- 0	0- 0		0- 0	
1- 8	0- 0		0- 0		NON-CONFERENCE	0- 0	0- 0		1- 8	
1- 2	0- 0		0- 0		HOME	0- 0	0- 0		1- 2	
0- 6	0- 0		0- 0		AWAY	0- 0	0- 0		0- 6	
0- 0	0- 0		0- 0		NEUTRAL	0- 0	0- 0		0- 0	
3- 10	0- 0		0- 0		CONFERENCE	0- 0	0- 0		3- 10	
2- 4	0- 0		0- 0		HOME	0- 0	0- 0		2- 4	
1- 6	0- 0		0- 0		AWAY	0- 0	0- 0		1- 6	
0- 0	0- 0		0- 0		NEUTRAL	0- 0	0- 0		0- 0	

RPI 1-25				RPI 26-50				RPI 51-100				RPI 101+				Team's RPI: 345	
RPI	S	Opponent	Score	RPI	S	Opponent	Score	RPI	S	Opponent	Score	RPI	S	Opponent	Score		
												154	A	Stony Brook	49	63	
												209	A	Robert Morris	49	71	
												209	H	Robert Morris	43	63	
												216	A	Saint Francis (PA)	64	75	
												216	H	Saint Francis (PA)	65	77	
												225	A	Sacred Heart	62	68	
												235	H	Howard	58	79	
												240	H	Mt. St. Mary's	47	63	
												256	A	Colgate	52	71	
												262	A	Binghamton	54	73	
												263	A	St. Francis Brooklyn	61	73	
												263	H	St. Francis Brooklyn	53	64	
												268	A	Army West Point	40	62	
												283	A	Air Force	37	85	
												303	A	Wagner	59	71	
												315	A	Bryant	48	68	
												315	H	Bryant	63	53	
												316	H	Central Conn. St.	74	67	
												323	H	NJIT	64	43	
												327	H	Lafayette	57	63	
												338	A	Saint Peter's	58	75	
												350	A	LIU Brooklyn	69	52	
LAST 12 Division I GAMES:																	
				315	A	Bryant	48	68	263	H	St. Francis Brooklyn	53	64				
				216	H	Saint Francis (PA)	65	77	240	H	Mt. St. Mary's	47	63				
				225	A	Sacred Heart	62	68	350	A	LIU Brooklyn	69	52				
				263	A	St. Francis Brooklyn	61	73	303	A	Wagner	59	71				
				209	H	Robert Morris	43	63	316	H	Central Conn. St.	74	67				
				315	H	Bryant	63	53	209	A	Robert Morris	49	71				

Non-Div I Games:	Georgian Court	70	45	Rutgers-Newark	97	51
------------------	----------------	----	----	----------------	----	----

Fairleigh Dickinson

■ Loss, ■ Non-Conf, S Site, H Home A Away N Neutral

Average RPI Win:	295	WON-LOST	WINNING	LAST 10	STRENGTH OF	OPP. STRENGTH	TEAM	ADJ.	CONF.	ADJ CONF.
Average RPI Loss:	149	RECORD	PCT. RANK	GAMES	SCHEDULE	OF SCHEDULE	RPI	RPI	RPI	RPI
DIV. I ONLY	5- 21	319	0- 1	144	216	297	297	14	14	
DIV. I NON-CONF.	3- 10	278	0- 1	160	308	286	286	17	17	
TOTALS	RPI 1-25	RPI 26-50	W-L RECORDS	RPI 51-100	RPI 101-150	RPI 150+				
5- 21	0- 0	0- 2	OVERALL	0- 3	0- 6	5- 10				
4- 11	0- 0	0- 0	HOME	0- 1	0- 4	4- 6				
1- 10	0- 0	0- 2	AWAY	0- 2	0- 2	1- 4				
0- 0	0- 0	0- 0	NEUTRAL	0- 0	0- 0	0- 0				
3- 10	0- 0	0- 1	NON-CONFERENCE	0- 1	0- 3	3- 5				
2- 6	0- 0	0- 0	HOME	0- 0	0- 2	2- 4				
1- 4	0- 0	0- 1	AWAY	0- 1	0- 1	1- 1				
0- 0	0- 0	0- 0	NEUTRAL	0- 0	0- 0	0- 0				
2- 11	0- 0	0- 1	CONFERENCE	0- 2	0- 3	2- 5				
2- 5	0- 0	0- 0	HOME	0- 1	0- 2	2- 2				
0- 6	0- 0	0- 1	AWAY	0- 1	0- 1	0- 3				
0- 0	0- 0	0- 0	NEUTRAL	0- 0	0- 0	0- 0				

RPI S	Opponent	Score	RPI S	Opponent	Score	RPI S	Opponent	Score	RPI S	Opponent	Score	Team's RPI: 297
35	A Rice	63	48	A Michigan St.	89	60	A Little Rock	61	114	H UAB	89	
						64	H Middle Tenn.	74	123	H Georgia St.	75	
						75	A Old Dominion	87	127	H Western Ky.	81	
									133	A Charlotte	68	
									149	H Bradley	80	
									150	A Tulane	88	
									167	A Louisiana Tech	86	
									177	A North Texas	82	
									183	A Southern Miss.	67	
									185	H Saint Louis	93	
									194	H Marshall	72	
									195	H N.C. A&T	67	
									206	H Hampton	72	
									210	A Furman	73	
									265	H Richmond	55	
									267	H Western Mich.	69	
									270	A Siena	66	
									277	H UTEP	70	
									300	H UTSA	70	
									312	H FIU	55	
									327	H Lafayette	49	
LAST 12 Division I GAMES:												
185	H Saint Louis	61	93	183	A Southern Miss.	45	67					
149	H Bradley	59	80	167	A Louisiana Tech	55	86					
35	A Rice	35	63	312	H FIU	77	55					
177	A North Texas	62	82	127	H Western Ky.	50	81					
300	H UTSA	86	70	194	H Marshall	67	72					
277	H UTEP	44	70	133	A Charlotte	47	68					

Non-Div I Games:

Fla. Atlantic

Average RPI Win:	193	WON-LOST	WINNING	LAST 10	STRENGTH OF	OPP. STRENGTH	TEAM	ADJ.	CONF.	ADJ CONF.
Average RPI Loss:	89	RECORD	PCT. RANK	GAMES	SCHEDULE	OF SCHEDULE	RPI	RPI	RPI	RPI
DIV. I ONLY	6- 20	305	0- 1	42	70	218	218	5	5	
DIV. I NON-CONF.	4- 9	252	0- 1	126	183	258	258	5	5	
TOTALS	RPI 1-25	RPI 26-50	W-L RECORDS	RPI 51-100	RPI 101-150	RPI 150+				
6- 20	0- 5	1- 2	OVERALL	0- 6	2- 3	3- 4				
6- 7	0- 2	1- 0	HOME	0- 3	2- 1	3- 1				
0- 12	0- 3	0- 2	AWAY	0- 2	0- 2	0- 3				
0- 1	0- 0	0- 0	NEUTRAL	0- 1	0- 0	0- 0				
4- 9	0- 1	0- 1	NON-CONFERENCE	0- 3	1- 1	3- 3				
4- 3	0- 0	0- 0	HOME	0- 1	1- 1	3- 1				
0- 5	0- 1	0- 1	AWAY	0- 1	0- 0	0- 2				
0- 1	0- 0	0- 0	NEUTRAL	0- 1	0- 0	0- 0				
2- 11	0- 4	1- 1	CONFERENCE	0- 3	1- 2	0- 1				
2- 4	0- 2	1- 0	HOME	0- 2	1- 0	0- 0				
0- 7	0- 2	0- 1	AWAY	0- 1	0- 2	0- 1				
0- 0	0- 0	0- 0	NEUTRAL	0- 0	0- 0	0- 0				

RPI 1-25				RPI 26-50				RPI 51-100				RPI 101+ Team's RPI: 218			
RPI	S	Opponent	Score	RPI	S	Opponent	Score	RPI	S	Opponent	Score	RPI	S	Opponent	Score
7	H	Mississippi St.	42 90	27	H	Missouri	58 56	53	H	Auburn	56 64	103	A	Georgia	58 93
19	A	Kentucky	51 62	41	A	Tennessee	50 67	61	N	Utah	58 74	118	H	Northwestern	74 83
20	A	South Carolina	40 71	46	A	Indiana	64 83	66	A	LSU	51 69	134	A	Alabama	67 74
20	H	South Carolina	77 96					78	A	Ohio St.	41 46	134	H	Alabama	57 55
21	A	Florida St.	56 63					87	H	Northeastern	66 79	135	H	Texas Tech	72 67
								89	H	Arkansas	73 83	161	A	Mercer	82 92
												200	A	Ole Miss	66 76
												215	H	Bethune-Cookman	64 53
												217	A	UNLV	53 56
												233	H	Gardner-Webb	58 60
												301	H	Charleston So.	70 60
												347	H	Florida A&M	62 38
LAST 12 Division I GAMES:															
217	A	UNLV	53 56	41	A	Tennessee	50 67								
66	A	LSU	51 69	89	H	Arkansas	73 83								
20	H	South Carolina	77 96	7	H	Mississippi St.	42 90								
103	A	Georgia	58 93	200	A	Ole Miss	66 76								
134	H	Alabama	57 55	27	H	Missouri	58 56								
19	A	Kentucky	51 62	20	A	South Carolina	40 71								

Non-Div I Games:

Florida

■ Loss,
 ■ Non-Conf,
 ■ S Site,
 ■ H Home
 ■ A Away
 N Neutral

Average RPI Win:	245	WON-LOST	WINNING	LAST 10	STRENGTH OF	OPP. STRENGTH	TEAM	ADJ.	CONF.	ADJ CONF.
Average RPI Loss:	239	RECORD	PCT. RANK	GAMES	SCHEDULE	OF SCHEDULE	RPI	RPI	RPI	RPI
DIV. I ONLY	3- 21	336	0- 1	337	329	347	347	32	32	
DIV. I NON-CONF.	1- 10	330	0- 1	266	165	338	338	32	32	
TOTALS	RPI 1-25	RPI 26-50	W-L RECORDS	RPI 51-100	RPI 101-150	RPI 150+				
3- 21	0- 1	1- 1	OVERALL	0- 0	0- 1	2- 18				
2- 7	0- 0	1- 0	HOME	0- 0	0- 0	1- 7				
1- 11	0- 1	0- 1	AWAY	0- 0	0- 0	1- 9				
0- 3	0- 0	0- 0	NEUTRAL	0- 0	0- 1	0- 2				
1- 10	0- 1	1- 1	NON-CONFERENCE	0- 0	0- 1	0- 7				
1- 1	0- 0	1- 0	HOME	0- 0	0- 0	0- 1				
0- 6	0- 1	0- 1	AWAY	0- 0	0- 0	0- 4				
0- 3	0- 0	0- 0	NEUTRAL	0- 0	0- 1	0- 2				
2- 11	0- 0	0- 0	CONFERENCE	0- 0	0- 0	2- 11				
1- 6	0- 0	0- 0	HOME	0- 0	0- 0	1- 6				
1- 5	0- 0	0- 0	AWAY	0- 0	0- 0	1- 5				
0- 0	0- 0	0- 0	NEUTRAL	0- 0	0- 0	0- 0				

RPI S	Opponent	Score	RPI S	Opponent	Score	RPI S	Opponent	Score	RPI S	Opponent	Score
18 A	Miami (FL)	54 103	41 A	Tennessee	31 96				150 N	Tulane	34 78
			43 H	Miami (OH)	57 56				182 H	UMES	36 68
									193 H	Jacksonville St.	31 62
									195 H	N.C. A&T	48 56
									205 A	Stetson	44 69
									218 A	Florida	38 62
									235 A	Howard	68 74
									235 H	Howard	59 81
									267 N	Western Mich.	50 69
									273 A	North Florida	53 64
									275 A	Norfolk St.	58 60
									275 H	Norfolk St.	45 69
									302 A	Morgan St.	71 75
									308 A	South Carolina St.	48 61
									312 A	FIU	54 77
									312 N	Omaha	50 57
									330 A	Coppin St.	53 73
									340 H	N.C. Central	57 64
									343 H	Delaware St.	57 52
									348 A	Savannah St.	60 55
									348 H	Savannah St.	50 54
LAST 12 Division I GAMES:											
312 N	Omaha	50 57	195 H	N.C. A&T	48 56						
308 A	South Carolina St.	48 61	302 A	Morgan St.	71 75						
348 A	Savannah St.	60 55	330 A	Coppin St.	53 73						
275 H	Norfolk St.	45 69	343 H	Delaware St.	57 52						
235 H	Howard	59 81	182 H	UMES	36 68						
340 H	N.C. Central	57 64	348 H	Savannah St.	50 54						

Non-Div I Games: Edward Waters 70 64

Florida A&M

■ Loss,
 ■ Non-Conf,
 ■ S Site,
 ■ H Home
 ■ A Away
 N Neutral

Average RPI Win:	125	WON-LOST	WINNING	LAST 10	STRENGTH OF	OPP. STRENGTH	TEAM	ADJ.	CONF.	ADJ CONF.
Average RPI Loss:	34	RECORD	PCT. RANK	GAMES	SCHEDULE	OF SCHEDULE	RPI	RPI	RPI	RPI
DIV. I ONLY	21- 5	24	1- 0	48	9	21	21	1	1	
DIV. I NON-CONF.	12- 1	11	1- 0	144	79	31	31	1	1	
TOTALS	RPI 1-25	RPI 26-50	W-L RECORDS	RPI 51-100	RPI 101-150	RPI 150+				
21- 5	3- 2	1- 2	OVERALL	3- 1	8- 0	6- 0				
12- 3	2- 1	0- 1	HOME	1- 1	6- 0	3- 0				
7- 2	0- 1	1- 1	AWAY	2- 0	2- 0	2- 0				
2- 0	1- 0	0- 0	NEUTRAL	0- 0	0- 0	1- 0				
12- 1	1- 0	0- 0	NON-CONFERENCE	1- 1	4- 0	6- 0				
7- 1	0- 0	0- 0	HOME	0- 1	4- 0	3- 0				
3- 0	0- 0	0- 0	AWAY	1- 0	0- 0	2- 0				
2- 0	1- 0	0- 0	NEUTRAL	0- 0	0- 0	1- 0				
9- 4	2- 2	1- 2	CONFERENCE	2- 0	4- 0	0- 0				
5- 2	2- 1	0- 1	HOME	1- 0	2- 0	0- 0				
4- 2	0- 1	1- 1	AWAY	1- 0	2- 0	0- 0				
0- 0	0- 0	0- 0	NEUTRAL	0- 0	0- 0	0- 0				

RPI	S	Opponent	Score
1	A	Notre Dame	70 97
3	H	Louisville	49 68
8	N	Iowa	71 67
10	H	NC State	75 70
18	H	Miami (FL)	62 58

RPI	S	Opponent	Score
28	A	North Carolina	64 63
49	A	Clemson	68 73
49	H	Clemson	45 57

RPI	S	Opponent	Score
59	A	Virginia Tech	56 54
66	H	LSU	45 58
90	H	Duke	66 62
93	A	St. John's (NY)	57 53

RPI	S	Opponent	Score
105	A	Virginia	63 61
107	H	Troy	103 67
111	H	Creighton	71 52
115	H	Wake Forest	85 61
120	A	Boston College	91 71
123	H	Georgia St.	79 43
124	H	Pittsburgh	78 46
128	H	Penn St.	87 58
161	A	Mercer	57 56
190	A	Milwaukee	87 62
218	H	Florida	63 56
228	H	Jacksonville	79 46
273	H	North Florida	74 53
325	N	Eastern Ky.	62 45

LAST 12 Division I GAMES:

8	N	Iowa	71	67	18	H	Miami (FL)	62	58
124	H	Pittsburgh	78	46	59	A	Virginia Tech	56	54
49	A	Clemson	68	73	3	H	Louisville	49	68
1	A	Notre Dame	70	97	90	H	Duke	66	62
10	H	NC State	75	70	120	A	Boston College	91	71
115	H	Wake Forest	85	61	49	H	Clemson	45	57

Non-Div I Games:

Florida St.

■ Loss,
 ■ Non-Conf,
 ■ S Site,
 ■ H Home
 ■ A Away
 N Neutral

Average RPI Win: 205	WON-LOST	WINNING	LAST 10	STRENGTH OF	OPP. STRENGTH	TEAM	ADJ.	CONF.	ADJ CONF.
Average RPI Loss: 102	RECORD	PCT. RANK	GAMES	SCHEDULE	OF SCHEDULE	RPI	RPI	RPI	RPI
DIV. I ONLY	19- 8	70	1- 0	239	98	119	119	17	17
DIV. I NON-CONF.	9- 5	104	1- 0	261	23	145	145	16	16
TOTALS	RPI 1-25	RPI 26-50	W-L RECORDS	RPI 51-100	RPI 101-150	RPI 150+			
19- 8	0- 0	0- 1	OVERALL	2- 3	2- 4	15- 0			
10- 3	0- 0	0- 0	HOME	2- 1	1- 2	7- 0			
7- 4	0- 0	0- 0	AWAY	0- 2	1- 2	6- 0			
2- 1	0- 0	0- 1	NEUTRAL	0- 0	0- 0	2- 0			
9- 5	0- 0	0- 1	NON-CONFERENCE	2- 2	1- 2	6- 0			
6- 1	0- 0	0- 0	HOME	2- 0	1- 1	3- 0			
1- 3	0- 0	0- 0	AWAY	0- 2	0- 1	1- 0			
2- 1	0- 0	0- 1	NEUTRAL	0- 0	0- 0	2- 0			
10- 3	0- 0	0- 0	CONFERENCE	0- 1	1- 2	9- 0			
4- 2	0- 0	0- 0	HOME	0- 1	0- 1	4- 0			
6- 1	0- 0	0- 0	AWAY	0- 0	1- 1	5- 0			
0- 0	0- 0	0- 0	NEUTRAL	0- 0	0- 0	0- 0			

RPI S	Opponent	Score	RPI S	Opponent	Score	RPI S	Opponent	Score	RPI S	Opponent	Score	Team's RPI: 119
29 N	Texas	54 72	64 H	Middle Tenn.	61 49	113 A	Dayton	50 72	124 A	Pittsburgh	62 65	
			71 H	Maine	72 64	128 H	Penn St.	55 72	133 H	Charlotte	71 64	
			87 A	Northeastern	54 58	141 A	Davidson	58 42	141 H	Davidson	56 60	
			96 A	Georgetown	38 58	152 H	Duquesne	57 46	162 N	Washington	65 57	
			98 H	VCU	44 47	185 A	Saint Louis	56 53	185 H	Saint Louis	54 51	
						192 A	George Washington	50 38	207 N	Ball St.	78 70	
						211 H	George Mason	64 53	230 A	St. Bonaventure	53 44	
						238 H	Columbia	68 49	253 A	Rhode Island	56 38	
						265 H	Richmond	60 48	286 H	Manhattan	65 61	
						291 A	La Salle	65 54	303 H	Wagner	80 59	
						326 A	Iona	57 40				
LAST 12 Division I GAMES:												
64 H	Middle Tenn.	61 49	185 H	Saint Louis	54 51							
29 N	Texas	54 72	152 H	Duquesne	57 46							
162 N	Washington	65 57	291 A	La Salle	65 54							
230 A	St. Bonaventure	53 44	141 H	Davidson	56 60							
141 A	Davidson	58 42	253 A	Rhode Island	56 38							
211 H	George Mason	64 53	113 A	Dayton	50 72							

Non-Div I Games:

Fordham

Average RPI Win:	215	WON-LOST	WINNING	LAST 10	STRENGTH OF	OPP. STRENGTH	TEAM	ADJ.	CONF.	ADJ CONF.
Average RPI Loss:	68	RECORD	PCT. RANK	GAMES	SCHEDULE	OF SCHEDULE	RPI	RPI	RPI	RPI
DIV. I ONLY	15- 8	94	1- 0	141	110	92	92	15	15	
DIV. I NON-CONF.	5- 4	139	0- 0	180	39	115	115	13	13	
TOTALS	RPI 1-25	RPI 26-50	W-L RECORDS	RPI 51-100	RPI 101-150	RPI 150+				
15- 8	0- 1	0- 2	OVERALL	2- 4	0- 0	13- 1				
9- 2	0- 0	0- 1	HOME	2- 1	0- 0	7- 0				
6- 6	0- 1	0- 1	AWAY	0- 3	0- 0	6- 1				
0- 0	0- 0	0- 0	NEUTRAL	0- 0	0- 0	0- 0				
5- 4	0- 1	0- 1	NON-CONFERENCE	1- 1	0- 0	4- 1				
4- 0	0- 0	0- 0	HOME	1- 0	0- 0	3- 0				
1- 4	0- 1	0- 1	AWAY	0- 1	0- 0	1- 1				
0- 0	0- 0	0- 0	NEUTRAL	0- 0	0- 0	0- 0				
10- 4	0- 0	0- 1	CONFERENCE	1- 3	0- 0	9- 0				
5- 2	0- 0	0- 1	HOME	1- 1	0- 0	4- 0				
5- 2	0- 0	0- 0	AWAY	0- 2	0- 0	5- 0				
0- 0	0- 0	0- 0	NEUTRAL	0- 0	0- 0	0- 0				

RPI 1-25				RPI 26-50				RPI 51-100				Team's RPI: 92	RPI 101+			
RPI	S	Opponent	Score	RPI	S	Opponent	Score	RPI	S	Opponent	Score		RPI	S	Opponent	Score
16	A	Arizona St.	52 68	31	A	UCLA	80 89	52	A	Boise St.	76 83		169	H	Santa Clara	80 53
				45	H	Wyoming	56 63	52	H	Boise St.	60 72		187	A	Eastern Wash.	68 58
								54	A	New Mexico	73 82		190	H	Milwaukee	65 48
								54	H	New Mexico	77 70		202	A	Utah St.	64 53
								55	A	Southern California	61 62		202	H	Utah St.	70 59
								94	H	UT Arlington	70 61		208	A	San Diego St.	87 81
													217	H	UNLV	73 55
													237	A	Nevada	79 63
													239	A	Northern Ariz.	73 86
													279	A	Colorado St.	66 55
													279	H	Colorado St.	57 54
													283	A	Air Force	77 70
													306	H	San Jose St.	77 48
													319	H	Cal Poly	76 58
LAST 12 Division I GAMES:																
283	A	Air Force	77 70	45	H	Wyoming	56 63	279	H	Colorado St.	57 54	208	A	San Diego St.	87 81	
54	H	New Mexico	77 70	52	A	Boise St.	76 83	52	H	Boise St.	60 72	237	A	Nevada	79 63	
217	H	UNLV	73 55	202	A	Utah St.	64 53	202	H	Utah St.	70 59					
54	A	New Mexico	73 82													

Non-Div I Games: Stanislaus St. 86 51 Fresno Pacific 90 51

Fresno St.

Average RPI Win: 282	WON-LOST	WINNING	LAST 10	STRENGTH OF	OPP. STRENGTH	TEAM	ADJ.	CONF.	ADJ CONF.
Average RPI Loss: 143	RECORD	PCT. RANK	GAMES	SCHEDULE	OF SCHEDULE	RPI	RPI	RPI	RPI
DIV. I ONLY	15- 9	102	1- 0	338	204	210	210	27	27
DIV. I NON-CONF.	7- 6	153	0- 0	270	225	202	202	24	24
TOTALS	RPI 1-25	RPI 26-50	W-L RECORDS	RPI 51-100	RPI 101-150	RPI 150+			
15- 9	0- 2	0- 0	OVERALL	0- 1	0- 1	15- 5			
11- 2	0- 0	0- 0	HOME	0- 1	0- 0	11- 1			
3- 6	0- 2	0- 0	AWAY	0- 0	0- 1	3- 3			
1- 1	0- 0	0- 0	NEUTRAL	0- 0	0- 0	1- 1			
7- 6	0- 2	0- 0	NON-CONFERENCE	0- 1	0- 1	7- 2			
5- 1	0- 0	0- 0	HOME	0- 1	0- 0	5- 0			
1- 4	0- 2	0- 0	AWAY	0- 0	0- 1	1- 1			
1- 1	0- 0	0- 0	NEUTRAL	0- 0	0- 0	1- 1			
8- 3	0- 0	0- 0	CONFERENCE	0- 0	0- 0	8- 3			
6- 1	0- 0	0- 0	HOME	0- 0	0- 0	6- 1			
2- 2	0- 0	0- 0	AWAY	0- 0	0- 0	2- 2			
0- 0	0- 0	0- 0	NEUTRAL	0- 0	0- 0	0- 0			

RPI 1-25				RPI 26-50				RPI 51-100				RPI 101+ Team's RPI: 210			
RPI	S	Opponent	Score	RPI	S	Opponent	Score	RPI	S	Opponent	Score	RPI	S	Opponent	Score
7	A	Mississippi St.	41 106					64	H	Middle Tenn.	71 78	103	A	Georgia	38 61
20	A	South Carolina	53 66									158	A	Chattanooga	53 73
												158	H	Chattanooga	61 54
												161	H	Mercer	60 75
												178	H	UNC Asheville	58 47
												219	N	Western Ill.	78 85
												233	H	Gardner-Webb	70 57
												258	A	ETSU	70 75
												258	H	ETSU	57 55
												272	H	Wofford	63 50
												284	H	Samford	57 36
												290	N	Fairfield	77 70
												293	A	Col. of Charleston	70 67
												297	H	Fla. Atlantic	73 57
												298	A	Kennesaw St.	63 74
												311	A	UNC Greensboro	59 49
												311	H	UNC Greensboro	64 61
												331	H	Presbyterian	76 68
												335	A	Western Caro.	53 28
												335	H	Western Caro.	65 55
												344	H	USC Upstate	78 67
LAST 12 Division I GAMES:															
258	H	ETSU	57 55	272	H	Wofford	63 50								
158	H	Chattanooga	61 54	158	A	Chattanooga	53 73								
311	A	UNC Greensboro	59 49	258	A	ETSU	70 75								
335	A	Western Caro.	53 28	335	H	Western Caro.	65 55								
161	H	Mercer	60 75	311	H	UNC Greensboro	64 61								
284	H	Samford	57 36	331	H	Presbyterian	76 68								

Non-Div I Games: Coker 71 42 North Greenville 74 **78**

Furman

Ga. Southern

Through Games Of Feb. 22, 2019

Average RPI Win:	265	WON-LOST	WINNING	LAST 10	STRENGTH OF	OPP. STRENGTH	TEAM	ADJ.	CONF.	ADJ CONF.
Average RPI Loss:	167	RECORD	PCT. RANK	GAMES	SCHEDULE	OF SCHEDULE	RPI	RPI	RPI	RPI
DIV. I ONLY	6- 18	295	0- 1	146	313	280	280	12	12	
DIV. I NON-CONF.	4- 6	212	0- 0	183	350	222	222	14	14	
TOTALS	RPI 1-25	RPI 26-50	W-L RECORDS	RPI 51-100	RPI 101-150	RPI 150+				
6- 18	0- 0	0- 0	OVERALL	0- 3	0- 6	6- 9				
3- 9	0- 0	0- 0	HOME	0- 1	0- 3	3- 5				
3- 9	0- 0	0- 0	AWAY	0- 2	0- 3	3- 4				
0- 0	0- 0	0- 0	NEUTRAL	0- 0	0- 0	0- 0				
4- 6	0- 0	0- 0	NON-CONFERENCE	0- 1	0- 1	4- 4				
2- 2	0- 0	0- 0	HOME	0- 0	0- 0	2- 2				
2- 4	0- 0	0- 0	AWAY	0- 1	0- 1	2- 2				
0- 0	0- 0	0- 0	NEUTRAL	0- 0	0- 0	0- 0				
2- 12	0- 0	0- 0	CONFERENCE	0- 2	0- 5	2- 5				
1- 7	0- 0	0- 0	HOME	0- 1	0- 3	1- 3				
1- 5	0- 0	0- 0	AWAY	0- 1	0- 2	1- 2				
0- 0	0- 0	0- 0	NEUTRAL	0- 0	0- 0	0- 0				

RPI 1-25				RPI 26-50				RPI 51-100				RPI 101+				Team's RPI: 280	
RPI	S	Opponent	Score	RPI	S	Opponent	Score	RPI	S	Opponent	Score	RPI	S	Opponent	Score		
								59	A	Virginia Tech	49	78	103	A	Georgia	38	81
								94	A	UT Arlington	48	81	104	A	South Alabama	60	73
								94	H	UT Arlington	53	74	104	H	South Alabama	53	69
												107	A	Troy	78	100	
												107	H	Troy	81	97	
												123	H	Georgia St.	66	83	
												154	A	Stony Brook	43	72	
												161	H	Mercer	72	79	
												172	A	Texas St.	65	55	
												172	H	Texas St.	52	64	
												176	H	Coastal Caro.	73	76	
												215	H	Bethune-Cookman	77	76	
												244	A	Louisiana	48	59	
												244	H	Louisiana	79	71	
												272	H	Wofford	65	81	
												281	H	Winthrop	64	55	
												298	A	Kennesaw St.	59	78	
												317	A	La.-Monroe	57	58	
												317	H	La.-Monroe	62	80	
												331	A	Presbyterian	69	68	
												348	A	Savannah St.	82	71	
LAST 12 Division I GAMES:																	
176	H	Coastal Caro.	73	76	172	A	Texas St.	65	55								
107	A	Troy	78	100	94	A	UT Arlington	48	81								
104	A	South Alabama	60	73	104	H	South Alabama	53	69								
317	H	La.-Monroe	62	80	107	H	Troy	81	97								
244	H	Louisiana	79	71	244	A	Louisiana	48	59								
123	H	Georgia St.	66	83	317	A	La.-Monroe	57	58								

Non-Div I Games: Coastal Ga. 68 46

Ga. Southern

■ Loss,
 ■ Non-Conf, S Site,
 ■ Home
 ■ Away
 N Neutral

Average RPI Win:	263	WON-LOST	WINNING	LAST 10	STRENGTH OF	OPP. STRENGTH	TEAM	ADJ.	CONF.	ADJ CONF.
Average RPI Loss:	195	RECORD	PCT. RANK	GAMES	SCHEDULE	OF SCHEDULE	RPI	RPI	RPI	RPI
DIV. I ONLY	11- 12	192	1- 0	272	320	233	233	28	28	
DIV. I NON-CONF.	3- 6	241	0- 0	197	302	230	230	29	29	
TOTALS	RPI 1-25	RPI 26-50	W-L RECORDS	RPI 51-100	RPI 101-150	RPI 150+				
11- 12	0- 0	0- 0	OVERALL	0- 2	1- 3	10- 7				
6- 5	0- 0	0- 0	HOME	0- 0	1- 2	5- 3				
5- 7	0- 0	0- 0	AWAY	0- 2	0- 1	5- 4				
0- 0	0- 0	0- 0	NEUTRAL	0- 0	0- 0	0- 0				
3- 6	0- 0	0- 0	NON-CONFERENCE	0- 1	1- 2	2- 3				
1- 2	0- 0	0- 0	HOME	0- 0	1- 1	0- 1				
2- 4	0- 0	0- 0	AWAY	0- 1	0- 1	2- 2				
0- 0	0- 0	0- 0	NEUTRAL	0- 0	0- 0	0- 0				
8- 6	0- 0	0- 0	CONFERENCE	0- 1	0- 1	8- 4				
5- 3	0- 0	0- 0	HOME	0- 0	0- 1	5- 2				
3- 3	0- 0	0- 0	AWAY	0- 1	0- 0	3- 2				
0- 0	0- 0	0- 0	NEUTRAL	0- 0	0- 0	0- 0				

RPI S	Opponent	Score	RPI S	Opponent	Score	RPI S	Opponent	Score	RPI S	Opponent	Score	Team's RPI: 233
						62	A Drexel	48 65	126	H High Point	61 78	
						95	A Radford	69 79	141	H Davidson	54 49	
									142	H Morehead St.	69 84	
									143	A Delaware	45 69	
									178	H UNC Asheville	69 59	
									206	A Hampton	80 82	
									206	H Hampton	68 46	
									210	A Furman	57 70	
									218	A Florida	60 58	
									224	A Campbell	52 38	
									224	H Campbell	63 69	
									240	H Mt. St. Mary's	62 69	
									272	A Wofford	53 59	
									281	A Winthrop	65 52	
									281	H Winthrop	62 64	
									301	H Charleston So.	75 65	
									331	A Presbyterian	66 58	
									335	A Western Caro.	62 52	
									336	A Longwood	79 85	
									336	H Longwood	80 78	
									344	H USC Upstate	92 72	
LAST 12 Division I GAMES:												
206	H Hampton	68 46	301	H Charleston So.	75 65							
224	H Campbell	63 69	206	A Hampton	80 82							
281	A Winthrop	65 52	344	H USC Upstate	92 72							
336	H Longwood	80 78	281	H Winthrop	62 64							
95	A Radford	69 79	331	A Presbyterian	66 58							
336	A Longwood	79 85	126	H High Point	61 78							

Non-Div I Games: Converse 79 51 Pfeiffer 82 46 Warren Wilson 100 37

Gardner-Webb

George Mason

Through Games Of Feb. 22, 2019

Average RPI Win:	246	WON-LOST	WINNING	LAST 10	STRENGTH OF	OPP. STRENGTH	TEAM	ADJ.	CONF.	ADJ CONF.
Average RPI Loss:	156	RECORD	PCT. RANK	GAMES	SCHEDULE	OF SCHEDULE	RPI	RPI	RPI	RPI
DIV. I ONLY	14- 12	150	1- 0	318	149	211	211	17	17	
DIV. I NON-CONF.	8- 5	119	0- 0	308	181	189	189	16	16	
TOTALS	RPI 1-25	RPI 26-50	W-L RECORDS	RPI 51-100	RPI 101-150	RPI 150+				
14- 12	0- 0	0- 0	OVERALL	0- 3	1- 3	13- 6				
8- 4	0- 0	0- 0	HOME	0- 2	1- 0	7- 2				
6- 8	0- 0	0- 0	AWAY	0- 1	0- 3	6- 4				
0- 0	0- 0	0- 0	NEUTRAL	0- 0	0- 0	0- 0				
8- 5	0- 0	0- 0	NON-CONFERENCE	0- 2	1- 1	7- 2				
5- 1	0- 0	0- 0	HOME	0- 1	1- 0	4- 0				
3- 4	0- 0	0- 0	AWAY	0- 1	0- 1	3- 2				
0- 0	0- 0	0- 0	NEUTRAL	0- 0	0- 0	0- 0				
6- 7	0- 0	0- 0	CONFERENCE	0- 1	0- 2	6- 4				
3- 3	0- 0	0- 0	HOME	0- 1	0- 0	3- 2				
3- 4	0- 0	0- 0	AWAY	0- 0	0- 2	3- 2				
0- 0	0- 0	0- 0	NEUTRAL	0- 0	0- 0	0- 0				

RPI 1-25				RPI 26-50				RPI 51-100				RPI 101+				Team's RPI: 211	
RPI	S	Opponent	Score	RPI	S	Opponent	Score	RPI	S	Opponent	Score	RPI	S	Opponent	Score		
								85	A	American	71	86	119	A	Fordham	53	64
								98	H	VCU	38	62	132	A	Kansas	56	77
								99	H	Houston	56	66	141	A	Davidson	59	67
													143	H	Delaware	72	46
													152	H	Duquesne	57	60
													162	A	Washington	52	81
													182	H	UMES	70	49
													185	A	Saint Louis	53	60
													192	A	George Washington	64	60
													192	H	George Washington	61	46
													229	A	Massachusetts	70	52
													230	A	St. Bonaventure	55	64
													230	H	St. Bonaventure	57	68
													235	A	Howard	59	73
													249	A	UMKC	91	84
													253	H	Rhode Island	75	69
													256	H	Colgate	64	61
													265	A	Richmond	67	52
													283	A	Air Force	78	71
													289	H	Loyola Maryland	70	38
													291	H	La Salle	59	42
													293	H	Col. of Charleston	66	52
													325	A	Eastern Ky.	91	75
LAST 12 Division I GAMES:																	
265	A	Richmond	67	52	185	A	Saint Louis	53	60								
98	H	VCU	38	62	253	H	Rhode Island	75	69								
291	H	La Salle	59	42	192	A	George Washington	64	60								
119	A	Fordham	53	64	229	A	Massachusetts	70	52								
192	H	George Washington	61	46	152	H	Duquesne	57	60								
230	A	St. Bonaventure	55	64	230	H	St. Bonaventure	57	68								

Non-Div I Games:

George Mason

■ Loss,
 ■ Non-Conf,
 ■ S Site,
 ■ H Home
 ■ A Away
 N Neutral

George Washington

Through Games Of Feb. 22, 2019

Average RPI Win:	169	WON-LOST	WINNING	LAST 10	STRENGTH OF	OPP. STRENGTH	TEAM	ADJ.	CONF.	ADJ CONF.
Average RPI Loss:	140	RECORD	PCT. RANK	GAMES	SCHEDULE	OF SCHEDULE	RPI	RPI	RPI	RPI
DIV. I ONLY	9- 17	260	1- 0	77	163	192	192	17	17	
DIV. I NON-CONF.	3- 10	278	0- 0	38	101	216	216	16	16	
TOTALS	RPI 1-25	RPI 26-50	W-L RECORDS	RPI 51-100	RPI 101-150	RPI 150+				
9- 17	0- 2	0- 2	OVERALL	2- 1	2- 4	5- 8				
5- 8	0- 1	0- 0	HOME	2- 1	2- 2	1- 4				
4- 7	0- 0	0- 1	AWAY	0- 0	0- 2	4- 4				
0- 2	0- 1	0- 1	NEUTRAL	0- 0	0- 0	0- 0				
3- 10	0- 2	0- 2	NON-CONFERENCE	1- 1	1- 1	1- 4				
3- 4	0- 1	0- 0	HOME	1- 1	1- 0	1- 2				
0- 4	0- 0	0- 1	AWAY	0- 0	0- 1	0- 2				
0- 2	0- 1	0- 1	NEUTRAL	0- 0	0- 0	0- 0				
6- 7	0- 0	0- 0	CONFERENCE	1- 0	1- 3	4- 4				
2- 4	0- 0	0- 0	HOME	1- 0	1- 2	0- 2				
4- 3	0- 0	0- 0	AWAY	0- 0	0- 1	4- 2				
0- 0	0- 0	0- 0	NEUTRAL	0- 0	0- 0	0- 0				

RPI 1-25			RPI 26-50			RPI 51-100			RPI 101+ Team's RPI: 192		
RPI	S	Opponent	Score	RPI	S	Opponent	Score	RPI	S	Opponent	Score
10	N	NC State	61 69	33	N	Georgia Tech	55 70	56	H	Villanova	45 60
14	H	Maryland	30 69	39	A	James Madison	37 50	77	H	Princeton	64 49
								98	H	VCU	57 48
LAST 12 Division I GAMES:											
229	A	Massachusetts	66 59	152	A	Duquesne	55 54	108	H	Towson	76 63
113	A	Dayton	53 62	98	H	VCU	57 48	113	A	Dayton	53 62
242	H	Saint Joseph's	38 41	211	H	George Mason	60 64	113	H	Dayton	46 45
211	A	George Mason	46 61	291	A	La Salle	67 59	119	H	Fordham	38 50
185	A	Saint Louis	44 60	113	H	Dayton	46 45	130	A	South Fla.	30 63
141	H	Davidson	42 62	253	A	Rhode Island	64 59	141	H	Davidson	42 62
				291	A	La Salle	67 59	152	A	Duquesne	55 54
				113	H	Dayton	46 45	161	H	Mercer	53 61
				253	A	Rhode Island	64 59	171	A	William & Mary	59 73
								185	A	Saint Louis	44 60
								204	H	Memphis	51 38
								211	A	George Mason	46 61
								211	H	George Mason	60 64
								222	H	Monmouth	51 55
								229	A	Massachusetts	66 59
								242	H	Saint Joseph's	38 41
								253	A	Rhode Island	64 59
								291	A	La Salle	67 59
								326	A	Iona	43 52

Non-Div I Games:

George Washington

■ Loss,
 ■ Non-Conf, S Site,
 ■ Home
 ■ Away
 N Neutral

Average RPI Win:	155	WON-LOST	WINNING	LAST 10	STRENGTH OF	OPP. STRENGTH	TEAM	ADJ.	CONF.	ADJ CONF.
Average RPI Loss:	51	RECORD	PCT. RANK	GAMES	SCHEDULE	OF SCHEDULE	RPI	RPI	RPI	RPI
DIV. I ONLY	12- 14	200	1- 0	18	58	96	96	6	6	
DIV. I NON-CONF.	6- 5	143	0- 0	24	74	75	75	4	4	
TOTALS	RPI 1-25	RPI 26-50	W-L RECORDS	RPI 51-100	RPI 101-150	RPI 150+				
12- 14	0- 4	0- 5	OVERALL	3- 3	4- 2	5- 0				
9- 5	0- 2	0- 2	HOME	2- 1	4- 0	3- 0				
3- 7	0- 1	0- 2	AWAY	1- 2	0- 2	2- 0				
0- 2	0- 1	0- 1	NEUTRAL	0- 0	0- 0	0- 0				
6- 5	0- 2	0- 2	NON-CONFERENCE	0- 1	2- 0	4- 0				
4- 2	0- 1	0- 0	HOME	0- 1	2- 0	2- 0				
2- 1	0- 0	0- 1	AWAY	0- 0	0- 0	2- 0				
0- 2	0- 1	0- 1	NEUTRAL	0- 0	0- 0	0- 0				
6- 9	0- 2	0- 3	CONFERENCE	3- 2	2- 2	1- 0				
5- 3	0- 1	0- 2	HOME	2- 0	2- 0	1- 0				
1- 6	0- 1	0- 1	AWAY	1- 2	0- 2	0- 0				
0- 0	0- 0	0- 0	NEUTRAL	0- 0	0- 0	0- 0				

RPI 1-25				RPI 26-50				RPI 51-100				RPI 101+			
RPI	S	Opponent	Score	RPI	S	Opponent	Score	RPI	S	Opponent	Score	RPI	S	Opponent	Score
2	N	Baylor	46 67	30	A	DePaul	71 76	56	A	Villanova	43 91	111	A	Creighton	38 65
10	H	NC State	65 76	30	H	DePaul	64 69	56	H	Villanova	68 63	111	H	Creighton	62 53
11	A	Marquette	52 59	39	A	James Madison	57 69	93	A	St. John's (NY)	51 59	119	H	Fordham	58 38
11	H	Marquette	62 72	40	N	Buffalo	64 73	98	H	VCU	45 47	124	H	Pittsburgh	70 41
				50	H	Butler	50 59	100	A	Providence	68 52	131	A	Seton Hall	63 76
								100	H	Providence	61 56	131	H	Seton Hall	51 43
Team's RPI: 96															
LAST 12 Division I GAMES:															
131	H	Seton Hall	51 43	131	A	Seton Hall	63 76	93	A	St. John's (NY)	51 59	119	H	Fordham	58 38
56	A	Villanova	43 91	30	A	DePaul	71 76	56	H	Villanova	68 63	124	H	Pittsburgh	70 41
30	A	DePaul	64 69	39	A	James Madison	57 69	93	A	St. John's (NY)	51 59	131	A	Seton Hall	63 76
11	A	Marquette	52 59	40	N	Buffalo	64 73	98	H	VCU	45 47	131	H	Seton Hall	51 43
100	H	Providence	61 56	50	H	Butler	50 59	100	A	Providence	68 52	182	H	UMES	74 55
111	H	Creighton	62 53					100	H	Providence	61 56	186	A	Rider	79 49
												191	H	Xavier	68 61
												265	A	Richmond	73 53
												289	H	Loyola Maryland	45 30

Non-Div I Games:

Georgetown

Average RPI Win:	208	WON-LOST	WINNING	LAST 10	STRENGTH OF	OPP. STRENGTH	TEAM	ADJ.	CONF.	ADJ CONF.
Average RPI Loss:	39	RECORD	PCT. RANK	GAMES	SCHEDULE	OF SCHEDULE	RPI	RPI	RPI	RPI
DIV. I ONLY	16- 10	110	1- 0	109	77	103	103	5	5	
DIV. I NON-CONF.	9- 4	85	0- 0	230	219	129	129	5	5	
TOTALS	RPI 1-25	RPI 26-50	W-L RECORDS	RPI 51-100	RPI 101-150	RPI 150+				
16- 10	0- 4	1- 3	OVERALL	3- 2	0- 1	12- 0				
13- 2	0- 1	1- 0	HOME	2- 0	0- 1	10- 0				
2- 7	0- 2	0- 3	AWAY	1- 2	0- 0	1- 0				
1- 1	0- 1	0- 0	NEUTRAL	0- 0	0- 0	1- 0				
9- 4	0- 1	0- 2	NON-CONFERENCE	0- 1	0- 0	9- 0				
8- 0	0- 0	0- 0	HOME	0- 0	0- 0	8- 0				
0- 3	0- 0	0- 2	AWAY	0- 1	0- 0	0- 0				
1- 1	0- 1	0- 0	NEUTRAL	0- 0	0- 0	1- 0				
7- 6	0- 3	1- 1	CONFERENCE	3- 1	0- 1	3- 0				
5- 2	0- 1	1- 0	HOME	2- 0	0- 1	2- 0				
2- 4	0- 2	0- 1	AWAY	1- 1	0- 0	1- 0				
0- 0	0- 0	0- 0	NEUTRAL	0- 0	0- 0	0- 0				

RPI 1-25				RPI 26-50				RPI 51-100				RPI 101+ Team's RPI: 103			
RPI	S	Opponent	Score	RPI	S	Opponent	Score	RPI	S	Opponent	Score	RPI	S	Opponent	Score
7	A	Mississippi St.	71 80	27	A	Missouri	35 61	53	A	Auburn	58 59	134	H	Alabama	53 58
14	N	Maryland	51 58	31	A	UCLA	69 80	56	A	Villanova	56 62	161	H	Mercer	67 60
17	H	Texas A&M	66 76	33	A	Georgia Tech	53 63	66	H	LSU	63 50	200	H	Ole Miss	78 56
20	A	South Carolina	57 65	41	H	Tennessee	66 62	89	A	Arkansas	80 72	201	A	Vanderbilt	71 64
								89	H	Arkansas	93 83	210	H	Furman	61 38
												218	H	Florida	93 58
												230	H	St. Bonaventure	67 40
												280	H	Ga. Southern	81 38
												281	H	Winthrop	85 39
												301	H	Charleston So.	83 75
												302	N	Morgan St.	60 33
												322	H	Lipscomb	77 45
												331	H	Presbyterian	83 59
LAST 12 Division I GAMES:															
89	H	Arkansas	93 83	134	H	Alabama	53 58	17	H	Texas A&M	66 76	27	A	Missouri	35 61
200	H	Ole Miss	78 56	41	H	Tennessee	66 62	7	A	Mississippi St.	71 80	201	A	Vanderbilt	71 64
20	A	South Carolina	57 65	53	A	Auburn	58 59								
218	H	Florida	93 58	89	A	Arkansas	80 72								

Non-Div I Games:

Georgia

■ Loss,
 ■ Non-Conf,
 ■ S Site,
 ■ Home
 ■ A Away
 N Neutral

Average RPI Win:	237	WON-LOST	WINNING	LAST 10	STRENGTH OF	OPP. STRENGTH	TEAM	ADJ.	CONF.	ADJ CONF.
Average RPI Loss:	106	RECORD	PCT. RANK	GAMES	SCHEDULE	OF SCHEDULE	RPI	RPI	RPI	RPI
DIV. I ONLY	15- 10	121	1- 0	145	237	123	123	12	12	
DIV. I NON-CONF.	6- 5	143	0- 0	201	226	161	161	14	14	
TOTALS	RPI 1-25	RPI 26-50	W-L RECORDS	RPI 51-100	RPI 101-150	RPI 150+				
15- 10	0- 1	0- 2	OVERALL	1- 2	3- 2	11- 3				
9- 3	0- 0	0- 1	HOME	1- 0	2- 1	6- 1				
6- 7	0- 1	0- 1	AWAY	0- 2	1- 1	5- 2				
0- 0	0- 0	0- 0	NEUTRAL	0- 0	0- 0	0- 0				
6- 5	0- 1	0- 2	NON-CONFERENCE	0- 1	0- 0	6- 1				
4- 1	0- 0	0- 1	HOME	0- 0	0- 0	4- 0				
2- 4	0- 1	0- 1	AWAY	0- 1	0- 0	2- 1				
0- 0	0- 0	0- 0	NEUTRAL	0- 0	0- 0	0- 0				
9- 5	0- 0	0- 0	CONFERENCE	1- 1	3- 2	5- 2				
5- 2	0- 0	0- 0	HOME	1- 0	2- 1	2- 1				
4- 3	0- 0	0- 0	AWAY	0- 1	1- 1	3- 1				
0- 0	0- 0	0- 0	NEUTRAL	0- 0	0- 0	0- 0				

RPI 1-25			RPI 26-50			RPI 51-100			RPI 101+			Team's RPI: 123
RPI	S	Opponent	Score	RPI	S	Opponent	Score	RPI	S	Opponent	Score	
21	A	Florida St.	43 79	33	H	Georgia Tech	71 78	64	A	Middle Tenn.	54 69	104 A South Alabama 59 62
				35	A	Rice	49 66	94	A	UT Arlington	45 69	104 H South Alabama 59 68
								94	H	UT Arlington	50 48	107 A Troy 85 70
												107 H Troy 84 80
												148 H Appalachian St. 85 75
												172 A Texas St. 57 34
												172 H Texas St. 60 69
												193 A Jacksonville St. 56 61
												215 H Bethune-Cookman 62 57
												244 A Louisiana 54 57
												244 H Louisiana 74 71
												280 A Ga. Southern 83 66
												297 A Fla. Atlantic 75 59
												298 H Kennesaw St. 79 73
												311 H UNC Greensboro 70 63
												312 A FIU 67 61
												317 A La.-Monroe 56 41
												317 H La.-Monroe 68 46
												340 H N.C. Central 65 54
LAST 12 Division I GAMES:												
148	H	Appalachian St.	85 75	94	A	UT Arlington	45 69					
104	A	South Alabama	59 62	172	A	Texas St.	57 34					
107	A	Troy	85 70	107	H	Troy	84 80					
244	H	Louisiana	74 71	104	H	South Alabama	59 68					
317	H	La.-Monroe	68 46	317	A	La.-Monroe	56 41					
280	A	Ga. Southern	83 66	244	A	Louisiana	54 57					

Non-Div I Games:

Georgia St.

■ Loss,
 ■ Non-Conf, S Site,
 ■ Home
 ■ Away
 N Neutral

Average RPI Win:	148	WON-LOST	WINNING	LAST 10	STRENGTH OF	OPP. STRENGTH	TEAM	ADJ.	CONF.	ADJ CONF.
Average RPI Loss:	35	RECORD	PCT. RANK	GAMES	SCHEDULE	OF SCHEDULE	RPI	RPI	RPI	RPI
DIV. I ONLY	17- 9	87	1- 0	35	17	33	33	1	1	
DIV. I NON-CONF.	10- 3	59	0- 0	149	140	57	57	1	1	
TOTALS	RPI 1-25	RPI 26-50	W-L RECORDS	RPI 51-100	RPI 101-150	RPI 150+				
17- 9	1- 5	1- 2	OVERALL	3- 1	7- 1	5- 0				
11- 2	1- 2	1- 0	HOME	2- 0	3- 0	4- 0				
3- 6	0- 3	0- 2	AWAY	0- 1	3- 0	0- 0				
3- 1	0- 0	0- 0	NEUTRAL	1- 0	1- 1	1- 0				
10- 3	0- 1	0- 0	NON-CONFERENCE	1- 1	4- 1	5- 0				
6- 0	0- 0	0- 0	HOME	0- 0	2- 0	4- 0				
1- 2	0- 1	0- 0	AWAY	0- 1	1- 0	0- 0				
3- 1	0- 0	0- 0	NEUTRAL	1- 0	1- 1	1- 0				
7- 6	1- 4	1- 2	CONFERENCE	2- 0	3- 0	0- 0				
5- 2	1- 2	1- 0	HOME	2- 0	1- 0	0- 0				
2- 4	0- 2	0- 2	AWAY	0- 0	2- 0	0- 0				
0- 0	0- 0	0- 0	NEUTRAL	0- 0	0- 0	0- 0				

RPI 1-25				RPI 26-50				Team's RPI: 33	RPI 51-100				RPI 101+			
RPI	S	Opponent	Score	RPI	S	Opponent	Score		RPI	S	Opponent	Score	RPI	S	Opponent	Score
1	A	Notre Dame	50 90	28	A	North Carolina	90 91		59	H	Virginia Tech	76 68	103	H	Georgia	63 53
1	H	Notre Dame	55 76	49	A	Clemson	61 71		84	N	Idaho St.	74 51	113	N	Dayton	66 85
3	A	Louisville	44 61	49	H	Clemson	75 53		90	H	Duke	70 64	115	A	Wake Forest	60 46
10	H	NC State	60 68						99	A	Houston	89 95	120	A	Boston College	81 76
12	H	Syracuse	65 55										123	A	Georgia St.	78 71
14	A	Maryland	54 67										124	H	Pittsburgh	67 55
													131	N	Seton Hall	84 73
													148	H	Appalachian St.	71 53
													192	N	George Washington	70 55
													260	H	Alabama St.	69 42
													272	H	Wofford	81 40
													298	H	Kennesaw St.	60 35
													335	H	Western Caro.	84 49
LAST 12 Division I GAMES:																
49	H	Clemson	75 53	10	H	NC State	60 68									
59	H	Virginia Tech	76 68	12	H	Syracuse	65 55									
115	A	Wake Forest	60 46	49	A	Clemson	61 71									
124	H	Pittsburgh	67 55	3	A	Louisville	44 61									
1	A	Notre Dame	50 90	90	H	Duke	70 64									
28	A	North Carolina	90 91	1	H	Notre Dame	55 76									

Non-Div I Games:

Georgia Tech

■ Loss,
 ■ Non-Conf,
 ■ S Site,
 ■ H Home
 ■ A Away
 N Neutral

Gonzaga

Through Games Of Feb. 22, 2019

Average RPI Win: 140	WON-LOST	WINNING	LAST 10	STRENGTH OF	OPP. STRENGTH	TEAM	ADJ.	CONF.	ADJ CONF.
Average RPI Loss: 18	RECORD	PCT. RANK	GAMES	SCHEDULE	OF SCHEDULE	RPI	RPI	RPI	RPI
DIV. I ONLY	24- 3	6	1- 0	66	52	13	13	8	8
DIV. I NON-CONF.	11- 1	13	1- 0	57	4	12	12	7	7
TOTALS	RPI 1-25	RPI 26-50	W-L RECORDS	RPI 51-100	RPI 101-150	RPI 150+			
24- 3	2- 1	0- 2	OVERALL	5- 0	6- 0	11- 0			
12- 1	1- 0	0- 1	HOME	3- 0	2- 0	6- 0			
10- 1	0- 0	0- 1	AWAY	2- 0	3- 0	5- 0			
2- 1	1- 1	0- 0	NEUTRAL	0- 0	1- 0	0- 0			
11- 1	2- 1	0- 0	NON-CONFERENCE	3- 0	2- 0	4- 0			
6- 0	1- 0	0- 0	HOME	2- 0	1- 0	2- 0			
3- 0	0- 0	0- 0	AWAY	1- 0	0- 0	2- 0			
2- 1	1- 1	0- 0	NEUTRAL	0- 0	1- 0	0- 0			
13- 2	0- 0	0- 2	CONFERENCE	2- 0	4- 0	7- 0			
6- 1	0- 0	0- 1	HOME	1- 0	1- 0	4- 0			
7- 1	0- 0	0- 1	AWAY	1- 0	3- 0	3- 0			
0- 0	0- 0	0- 0	NEUTRAL	0- 0	0- 0	0- 0			

RPI 1-25				RPI 26-50				RPI 51-100				RPI 101+			
RPI	S	Opponent	Score	RPI	S	Opponent	Score	RPI	S	Opponent	Score	RPI	S	Opponent	Score
1	N	Notre Dame	65 81	26	A	BYU	68 70	57	A	Saint Mary's (CA)	66 52	101	A	Loyola Marymount	78 53
4	H	Stanford	79 73	26	H	BYU	64 66	57	H	Saint Mary's (CA)	74 62	106	A	Pacific	63 51
25	N	Rutgers	57 40					69	A	Missouri St.	70 67	106	H	Pacific	88 65
								84	H	Idaho St.	70 51	110	A	Pepperdine	79 54
								86	H	Idaho	88 51	127	N	Western Ky.	76 55
												137	H	Washington St.	76 53
												156	H	Montana	76 52
												169	A	Santa Clara	74 61
												169	H	Santa Clara	78 61
												170	A	Portland	93 62
												170	H	Portland	97 71
												187	A	Eastern Wash.	63 51
												217	A	UNLV	70 59
												257	H	San Francisco	78 51
												261	A	San Diego	86 61
												261	H	San Diego	71 44
												279	H	Colorado St.	50 39
LAST 12 Division I GAMES:															
127	N	Western Ky.	76 55	57	A	Saint Mary's (CA)	66 52	106	A	Pacific	63 51	169	H	Santa Clara	78 61
25	N	Rutgers	57 40	257	H	San Francisco	78 51	261	A	San Diego	86 61	26	H	BYU	64 66
169	A	Santa Clara	74 61	261	A	San Diego	86 61	170	A	Portland	93 62	261	H	San Diego	71 44
26	H	BYU	64 66	26	A	BYU	68 70								

Non-Div I Games:

Gonzaga

■ Loss,
 ■ Non-Conf, S Site,
 ■ Home
 ■ Away
 N Neutral

Grambling

Through Games Of Feb. 22, 2019

Average RPI Win: 244	WON-LOST	WINNING	LAST 10	STRENGTH OF	OPP. STRENGTH	TEAM	ADJ.	CONF.	ADJ CONF.
Average RPI Loss: 161	RECORD	PCT. RANK	GAMES	SCHEDULE	OF SCHEDULE	RPI	RPI	RPI	RPI
DIV. I ONLY	12- 13	186	1- 0	262	250	198	198	29	29
DIV. I NON-CONF.	3- 9	271	0- 0	86	70	195	195	28	28
TOTALS	RPI 1-25	RPI 26-50	W-L RECORDS	RPI 51-100	RPI 101-150	RPI 150+			
12- 13	0- 0	1- 1	OVERALL	0- 2	1- 4	10- 6			
5- 3	0- 0	0- 0	HOME	0- 0	0- 0	5- 3			
5- 9	0- 0	0- 0	AWAY	0- 2	0- 4	5- 3			
2- 1	0- 0	1- 1	NEUTRAL	0- 0	1- 0	0- 0			
3- 9	0- 0	1- 1	NON-CONFERENCE	0- 2	1- 4	1- 2			
1- 0	0- 0	0- 0	HOME	0- 0	0- 0	1- 0			
0- 8	0- 0	0- 0	AWAY	0- 2	0- 4	0- 2			
2- 1	0- 0	1- 1	NEUTRAL	0- 0	1- 0	0- 0			
9- 4	0- 0	0- 0	CONFERENCE	0- 0	0- 0	9- 4			
4- 3	0- 0	0- 0	HOME	0- 0	0- 0	4- 3			
5- 1	0- 0	0- 0	AWAY	0- 0	0- 0	5- 1			
0- 0	0- 0	0- 0	NEUTRAL	0- 0	0- 0	0- 0			

RPI S	Opponent	Score	RPI S	Opponent	Score	RPI S	Opponent	Score	RPI S	Opponent	Score	Team's RPI: 198
32 N	South Dakota	53 67	53 A	Auburn	48 97	101 N	Loyola Marymount	62 61				
46 N	Indiana	65 62	94 A	UT Arlington	54 78	117 A	Oklahoma St.	40 86				
						130 A	South Fla.	50 67				
						132 A	Kansas	45 76				
						134 A	Alabama	55 73				
						175 A	Southern U.	65 71				
						175 H	Southern U.	81 86				
						183 A	Southern Miss.	47 68				
						196 A	Prairie View	64 63				
						196 H	Prairie View	73 57				
						234 A	Texas Southern	75 67				
						234 H	Texas Southern	72 55				
						247 A	Wichita St.	61 70				
						260 A	Alabama St.	80 72				
						292 H	Jackson St.	74 77				
						295 A	Alabama A&M	63 51				
						314 H	McNeese	75 51				
						329 H	Mississippi Val.	52 54				
						346 H	Ark.-Pine Bluff	77 57				
						351 A	Alcorn	79 63				
						351 H	Alcorn	61 56				
LAST 12 Division I GAMES:												
196 H	Prairie View	73 57	292 H	Jackson St.	74 77							
234 H	Texas Southern	72 55	196 A	Prairie View	64 63							
351 A	Alcorn	79 63	234 A	Texas Southern	75 67							
175 A	Southern U.	65 71	351 H	Alcorn	61 56							
329 H	Mississippi Val.	52 54	175 H	Southern U.	81 86							
346 H	Ark.-Pine Bluff	77 57	295 A	Alabama A&M	63 51							

Non-Div I Games:

Grambling

■ Loss,
 ■ Non-Conf,
 ■ S Site,
 ■ Home
 ■ A Away
 N Neutral

Average RPI Win: 293		WON-LOST	WINNING	LAST 10	STRENGTH OF	OPP. STRENGTH	TEAM	ADJ.	CONF.	ADJ CONF.
Average RPI Loss: 222		RECORD	PCT. RANK	GAMES	SCHEDULE	OF SCHEDULE	RPI	RPI	RPI	RPI
DIV. I ONLY		6- 17	292	0- 1	341	328	337	337	30	30
DIV. I NON-CONF.		2- 8	293	0- 0	327	258	346	346	30	30
TOTALS	RPI 1-25	RPI 26-50		W-L RECORDS		RPI 51-100	RPI 101-150	RPI 150+		
6- 17	0- 0	0- 0		OVERALL		0- 0	0- 2	6- 15		
5- 6	0- 0	0- 0		HOME		0- 0	0- 1	5- 5		
1- 11	0- 0	0- 0		AWAY		0- 0	0- 1	1- 10		
0- 0	0- 0	0- 0		NEUTRAL		0- 0	0- 0	0- 0		
2- 8	0- 0	0- 0		NON-CONFERENCE		0- 0	0- 2	2- 6		
2- 3	0- 0	0- 0		HOME		0- 0	0- 1	2- 2		
0- 5	0- 0	0- 0		AWAY		0- 0	0- 1	0- 4		
0- 0	0- 0	0- 0		NEUTRAL		0- 0	0- 0	0- 0		
4- 9	0- 0	0- 0		CONFERENCE		0- 0	0- 0	4- 9		
3- 3	0- 0	0- 0		HOME		0- 0	0- 0	3- 3		
1- 6	0- 0	0- 0		AWAY		0- 0	0- 0	1- 6		
0- 0	0- 0	0- 0		NEUTRAL		0- 0	0- 0	0- 0		

[illegible]

Non-Div I Games:

Grand Canyon

Loss, Non-Conf, S Site, H Home A Away N Neutral

Average RPI Win: 207	WON-LOST	WINNING	LAST 10	STRENGTH OF	OPP. STRENGTH	TEAM	ADJ.	CONF.	ADJ CONF.
Average RPI Loss: 69	RECORD	PCT. RANK	GAMES	SCHEDULE	OF SCHEDULE	RPI	RPI	RPI	RPI
DIV. I ONLY	16- 8	80	1- 0	88	150	68	68	20	20
DIV. I NON-CONF.	4- 5	190	0- 0	4	22	35	35	18	18
TOTALS	RPI 1-25	RPI 26-50	W-L RECORDS	RPI 51-100	RPI 101-150	RPI 150+			
16- 8	0- 1	1- 3	OVERALL	2- 1	2- 3	11- 0			
10- 2	0- 0	0- 0	HOME	2- 0	2- 2	6- 0			
6- 6	0- 1	1- 3	AWAY	0- 1	0- 1	5- 0			
0- 0	0- 0	0- 0	NEUTRAL	0- 0	0- 0	0- 0			
4- 5	0- 1	1- 3	NON-CONFERENCE	1- 0	1- 1	1- 0			
3- 1	0- 0	0- 0	HOME	1- 0	1- 1	1- 0			
1- 4	0- 1	1- 3	AWAY	0- 0	0- 0	0- 0			
0- 0	0- 0	0- 0	NEUTRAL	0- 0	0- 0	0- 0			
12- 3	0- 0	0- 0	CONFERENCE	1- 1	1- 2	10- 0			
7- 1	0- 0	0- 0	HOME	1- 0	1- 1	5- 0			
5- 2	0- 0	0- 0	AWAY	0- 1	0- 1	5- 0			
0- 0	0- 0	0- 0	NEUTRAL	0- 0	0- 0	0- 0			

RPI 1-25				RPI 26-50				RPI 51-100				Team's RPI: 68	RPI 101+			
RPI	S	Opponent	Score	RPI	S	Opponent	Score	RPI	S	Opponent	Score	RPI	S	Opponent	Score	
11	A	Marquette	54 80	27	A	Missouri	56 49	71	H	Maine	70 39	113	H	Dayton	51 35	
				30	A	DePaul	64 73	74	A	Wright St.	67 85	118	H	Northwestern	55 57	
				32	A	South Dakota	49 55	74	H	Wright St.	56 37	122	A	Youngstown St.	59 70	
				36	A	South Dakota St.	47 77					122	H	Youngstown St.	60 42	
												125	H	IUPUI	63 67	
												184	H	Wisconsin	55 46	
												190	A	Milwaukee	76 62	
												190	H	Milwaukee	59 45	
												251	A	Northern Ky.	81 61	
												251	H	Northern Ky.	70 42	
												278	A	Cleveland St.	76 63	
												278	H	Cleveland St.	62 53	
												304	A	Oakland	77 53	
												304	H	Oakland	72 32	
												334	A	Detroit Mercy	65 40	
												339	H	UIC	62 32	
LAST 12 Division I GAMES:																
304	H	Oakland	72 32	125	H	IUPUI	63 67									
278	A	Cleveland St.	76 63	339	H	UIC	62 32									
122	A	Youngstown St.	59 70	304	A	Oakland	77 53									
74	H	Wright St.	56 37	334	A	Detroit Mercy	65 40									
251	H	Northern Ky.	70 42	122	H	Youngstown St.	60 42									
190	H	Milwaukee	59 45	278	H	Cleveland St.	62 53									

Non-Div I Games: Wis.-Parkside 81 32

Green Bay

■ Loss,
 ■ Non-Conf, S Site,
 ■ Home
 ■ Away
 N Neutral

Average RPI Win:	245	WON-LOST	WINNING	LAST 10	STRENGTH OF	OPP. STRENGTH	TEAM	ADJ.	CONF.	ADJ CONF.
Average RPI Loss:	185	RECORD	PCT. RANK	GAMES	SCHEDULE	OF SCHEDULE	RPI	RPI	RPI	RPI
DIV. I ONLY	12- 11	156	0- 1	254	283	206	206	28	28	
DIV. I NON-CONF.	3- 7	256	0- 1	191	168	267	267	29	29	
TOTALS	RPI 1-25	RPI 26-50	W-L RECORDS	RPI 51-100	RPI 101-150	RPI 150+				
12- 11	0- 1	1- 0	OVERALL	1- 1	0- 1	10- 8				
8- 3	0- 0	1- 0	HOME	1- 0	0- 0	6- 3				
4- 6	0- 1	0- 0	AWAY	0- 0	0- 1	4- 4				
0- 2	0- 0	0- 0	NEUTRAL	0- 1	0- 0	0- 1				
3- 7	0- 1	1- 0	NON-CONFERENCE	0- 1	0- 0	2- 5				
2- 2	0- 0	1- 0	HOME	0- 0	0- 0	1- 2				
1- 3	0- 1	0- 0	AWAY	0- 0	0- 0	1- 2				
0- 2	0- 0	0- 0	NEUTRAL	0- 1	0- 0	0- 1				
9- 4	0- 0	0- 0	CONFERENCE	1- 0	0- 1	8- 3				
6- 1	0- 0	0- 0	HOME	1- 0	0- 0	5- 1				
3- 3	0- 0	0- 0	AWAY	0- 0	0- 1	3- 2				
0- 0	0- 0	0- 0	NEUTRAL	0- 0	0- 0	0- 0				

RPI 1-25				RPI 26-50				RPI 51-100				RPI 101+ Team's RPI: 206			
RPI	S	Opponent	Score	RPI	S	Opponent	Score	RPI	S	Opponent	Score	RPI	S	Opponent	Score
10	A	NC State	51 83	39	H	James Madison	72 65	76	N	SFA	68 70	126	A	High Point	73 82
								95	H	Radford	68 54	158	H	Chattanooga	50 58
												178	A	UNC Asheville	61 58
												212	H	Elon	62 77
												224	A	Campbell	46 52
												224	H	Campbell	61 50
												226	A	Cornell	53 79
												233	A	Gardner-Webb	46 68
												233	H	Gardner-Webb	82 80
												236	N	Sacramento St.	61 65
												238	A	Columbia	63 88
												281	A	Winthrop	84 63
												284	H	Samford	64 57
												297	A	Fla. Atlantic	72 68
												301	A	Charleston So.	74 66
												301	H	Charleston So.	57 72
												331	H	Presbyterian	79 62
												336	H	Longwood	66 40
												344	H	USC Upstate	67 43
LAST 12 Division I GAMES:															
236	N	Sacramento St.	61 65	344	H	USC Upstate	67 43								
233	A	Gardner-Webb	46 68	233	H	Gardner-Webb	82 80								
301	H	Charleston So.	57 72	281	A	Winthrop	84 63								
224	H	Campbell	61 50	224	A	Campbell	46 52								
331	H	Presbyterian	79 62	336	H	Longwood	66 40								
126	A	High Point	73 82	95	H	Radford	68 54								

Non-Div I Games: Mid-Atlantic Christ115 48

Hampton

■ Loss,
 ■ Non-Conf, S Site,
 ■ Home
 ■ Away
 N Neutral

Hartford

Through Games Of Feb. 22, 2019

Average RPI Win:	251	WON-LOST	WINNING	LAST 10	STRENGTH OF	OPP. STRENGTH	TEAM	ADJ.	CONF.	ADJ CONF.
Average RPI Loss:	82	RECORD	PCT. RANK	GAMES	SCHEDULE	OF SCHEDULE	RPI	RPI	RPI	RPI
DIV. I ONLY	18- 9	80	0- 1	169	209	112	112	23	23	
DIV. I NON-CONF.	7- 7	162	0- 1	129	98	148	148	25	25	
TOTALS	RPI 1-25	RPI 26-50	W-L RECORDS	RPI 51-100	RPI 101-150	RPI 150+				
18- 9	0- 2	0- 1	OVERALL	2- 4	0- 1	16- 1				
10- 2	0- 0	0- 1	HOME	2- 1	0- 0	8- 0				
8- 5	0- 1	0- 0	AWAY	0- 3	0- 0	8- 1				
0- 2	0- 1	0- 0	NEUTRAL	0- 0	0- 1	0- 0				
7- 7	0- 2	0- 1	NON-CONFERENCE	1- 3	0- 1	6- 0				
4- 2	0- 0	0- 1	HOME	1- 1	0- 0	3- 0				
3- 3	0- 1	0- 0	AWAY	0- 2	0- 0	3- 0				
0- 2	0- 1	0- 0	NEUTRAL	0- 0	0- 1	0- 0				
11- 2	0- 0	0- 0	CONFERENCE	1- 1	0- 0	10- 1				
6- 0	0- 0	0- 0	HOME	1- 0	0- 0	5- 0				
5- 2	0- 0	0- 0	AWAY	0- 1	0- 0	5- 1				
0- 0	0- 0	0- 0	NEUTRAL	0- 0	0- 0	0- 0				

RPI 1-25				RPI 26-50				RPI 51-100				RPI 101+ Team's RPI: 112			
RPI	S	Opponent	Score	RPI	S	Opponent	Score	RPI	S	Opponent	Score	RPI	S	Opponent	Score
3	N	Louisville	69 86	48	H	Michigan St.	66 74	54	A	New Mexico	65 72	146	N	Southern Ill.	50 72
18	A	Miami (FL)	62 75					56	A	Villanova	41 59	154	A	Stony Brook	64 36
								71	A	Maine	58 78	154	H	Stony Brook	73 62
								71	H	Maine	49 46	171	H	William & Mary	50 45
								77	H	Princeton	38 75	231	H	Albany (NY)	82 35
								91	H	Harvard	73 60	253	A	Rhode Island	65 51
												262	A	Binghamton	62 73
												276	A	Vermont	76 48
												276	H	Vermont	61 32
												302	H	Morgan St.	80 59
												309	A	New Hampshire	66 48
												309	H	New Hampshire	56 49
												315	H	Bryant	67 57
												316	A	Central Conn. St.	54 52
												318	A	UMBC	66 52
												318	H	UMBC	92 47
												323	A	NJIT	84 53
												328	A	UMass Lowell	66 44
LAST 12 Division I GAMES:															
54	A	New Mexico	65 72	154	H	Stony Brook	73 62								
18	A	Miami (FL)	62 75	262	A	Binghamton	62 73								
309	H	New Hampshire	56 49	231	H	Albany (NY)	82 35								
276	A	Vermont	76 48	309	A	New Hampshire	66 48								
71	A	Maine	58 78	328	A	UMass Lowell	66 44								
318	H	UMBC	92 47	71	H	Maine	49 46								

Non-Div I Games:

Hartford

■ Loss,
■ Non-Conf,
■ S Site,
■ H Home
■ A Away
N Neutral

Average RPI Win:	198	WON-LOST	WINNING	LAST 10	STRENGTH OF	OPP. STRENGTH	TEAM	ADJ.	CONF.	ADJ CONF.
Average RPI Loss:	85	RECORD	PCT. RANK	GAMES	SCHEDULE	OF SCHEDULE	RPI	RPI	RPI	RPI
DIV. I ONLY	13- 9	127	1- 0	90	105	91	91	11	11	
DIV. I NON-CONF.	7- 6	153	1- 0	70	29	83	83	11	11	
TOTALS	RPI 1-25	RPI 26-50	W-L RECORDS	RPI 51-100	RPI 101-150	RPI 150+				
13- 9	0- 2	1- 0	OVERALL	1- 4	1- 2	10- 1				
5- 4	0- 1	0- 0	HOME	1- 3	0- 0	4- 0				
7- 5	0- 1	1- 0	AWAY	0- 1	1- 2	5- 1				
1- 0	0- 0	0- 0	NEUTRAL	0- 0	0- 0	1- 0				
7- 6	0- 2	1- 0	NON-CONFERENCE	0- 3	1- 1	5- 0				
2- 3	0- 1	0- 0	HOME	0- 2	0- 0	2- 0				
4- 3	0- 1	1- 0	AWAY	0- 1	1- 1	2- 0				
1- 0	0- 0	0- 0	NEUTRAL	0- 0	0- 0	1- 0				
6- 3	0- 0	0- 0	CONFERENCE	1- 1	0- 1	5- 1				
3- 1	0- 0	0- 0	HOME	1- 1	0- 0	2- 0				
3- 2	0- 0	0- 0	AWAY	0- 0	0- 1	3- 1				
0- 0	0- 0	0- 0	NEUTRAL	0- 0	0- 0	0- 0				

RPI 1-25				RPI 26-50				RPI 51-100 Team's RPI: 91				RPI 101+			
RPI	S	Opponent	Score	RPI	S	Opponent	Score	RPI	S	Opponent	Score	RPI	S	Opponent	Score
1	A	Notre Dame	58 103	38	A	California	85 79	58	H	Quinnipiac	67 72	109	A	Yale	62 65
25	H	Rutgers	49 60					65	H	Penn	80 72	112	A	Hartford	60 73
								71	H	Maine	60 67	145	A	CSUN	75 55
								73	A	Purdue	65 66	157	H	Boston U.	67 47
								77	H	Princeton	71 75	193	N	Jacksonville St.	69 62
												199	A	Dartmouth	73 57
												199	H	Dartmouth	56 46
												226	A	Cornell	68 61
												238	A	Columbia	65 75
												253	A	Rhode Island	80 47
												269	A	Brown	100 83
												269	H	Brown	98 55
												270	A	Siena	73 54
												291	H	La Salle	88 43
LAST 12 Division I GAMES:															
145	A	CSUN	75 55	269	A	Brown	100 83								
269	H	Brown	98 55	109	A	Yale	62 65								
65	H	Penn	80 72	199	A	Dartmouth	73 57								
77	H	Princeton	71 75	199	H	Dartmouth	56 46								
226	A	Cornell	68 61	38	A	California	85 79								
238	A	Columbia	65 75	253	A	Rhode Island	80 47								

Non-Div I Games:

Harvard

■ Loss,
 ■ Non-Conf,
 ■ S Site,
 ■ H Home
 ■ A Away
 N Neutral

Average RPI Win: 240	WON-LOST	WINNING	LAST 10	STRENGTH OF	OPP. STRENGTH	TEAM	ADJ.	CONF.	ADJ CONF.
Average RPI Loss: 158	RECORD	PCT. RANK	GAMES	SCHEDULE	OF SCHEDULE	RPI	RPI	RPI	RPI
DIV. I ONLY	10- 14	221	0- 1	218	195	245	245	22	22
DIV. I NON-CONF.	3- 9	271	0- 1	148	106	268	268	20	20
TOTALS	RPI 1-25	RPI 26-50	W-L RECORDS	RPI 51-100	RPI 101-150	RPI 150+			
10- 14	0- 1	0- 0	OVERALL	2- 3	0- 2	8- 8			
6- 8	0- 1	0- 0	HOME	2- 2	0- 2	4- 3			
4- 5	0- 0	0- 0	AWAY	0- 0	0- 0	4- 5			
0- 1	0- 0	0- 0	NEUTRAL	0- 1	0- 0	0- 0			
3- 9	0- 1	0- 0	NON-CONFERENCE	1- 3	0- 1	2- 4			
2- 5	0- 1	0- 0	HOME	1- 2	0- 1	1- 1			
1- 3	0- 0	0- 0	AWAY	0- 0	0- 0	1- 3			
0- 1	0- 0	0- 0	NEUTRAL	0- 1	0- 0	0- 0			
7- 5	0- 0	0- 0	CONFERENCE	1- 0	0- 1	6- 4			
4- 3	0- 0	0- 0	HOME	1- 0	0- 1	3- 2			
3- 2	0- 0	0- 0	AWAY	0- 0	0- 0	3- 2			
0- 0	0- 0	0- 0	NEUTRAL	0- 0	0- 0	0- 0			

RPI 1-25				RPI 26-50				RPI 51-100				RPI 101+ Team's RPI: 245			
RPI	S	Opponent	Score	RPI	S	Opponent	Score	RPI	S	Opponent	Score	RPI	S	Opponent	Score
4	H	Stanford	59 81					61	N	Utah	48 73	110	H	Pepperdine	64 65
								72	H	FGCU	67 73	145	H	CSUN	29 49
								83	H	UC Davis	65 60	163	H	UC Riverside	55 60
								85	H	American	57 69	168	A	UC Irvine	70 68
								86	H	Idaho	69 61	168	H	UC Irvine	48 53
												170	H	Portland	65 72
												208	A	San Diego St.	57 58
												217	A	UNLV	66 61
												237	A	Nevada	78 79
												254	A	Cal St. Fullerton	68 72
												261	A	San Diego	50 58
												274	A	Long Beach St.	40 56
												274	H	Long Beach St.	63 49
												294	A	UC Santa Barbara	47 35
												294	H	UC Santa Barbara	72 49
												319	A	Cal Poly	71 54
												319	H	Cal Poly	70 52
												342	H	Seattle U	67 51
LAST 12 Division I GAMES:															
				61	N	Utah	48 73			319	H	Cal Poly	70 52		
				168	H	UC Irvine	48 53			163	H	UC Riverside	55 60		
				274	H	Long Beach St.	63 49			294	A	UC Santa Barbara	47 35		
				294	H	UC Santa Barbara	72 49			319	A	Cal Poly	71 54		
				274	A	Long Beach St.	40 56			145	H	CSUN	29 49		
				168	A	UC Irvine	70 68			83	H	UC Davis	65 60		

Non-Div I Games: Hawaii Pacific 66 51

Hawaii

■ Loss,
 ■ Non-Conf, S Site,
 ■ Home
 ■ Away
 N Neutral

Average RPI Win:	277	WON-LOST	WINNING	LAST 10	STRENGTH OF	OPP. STRENGTH	TEAM	ADJ.	CONF.	ADJ CONF.
Average RPI Loss:	89	RECORD	PCT. RANK	GAMES	SCHEDULE	OF SCHEDULE	RPI	RPI	RPI	RPI
DIV. I ONLY	15- 7	75	1- 0	243	289	126	126	28	28	
DIV. I NON-CONF.	5- 4	139	0- 0	125	201	104	104	29	29	
TOTALS	RPI 1-25	RPI 26-50	W-L RECORDS	RPI 51-100	RPI 101-150	RPI 150+				
15- 7	0- 1	0- 2	OVERALL	1- 2	0- 1	14- 1				
9- 1	0- 0	0- 0	HOME	1- 1	0- 0	8- 0				
6- 6	0- 1	0- 2	AWAY	0- 1	0- 1	6- 1				
0- 0	0- 0	0- 0	NEUTRAL	0- 0	0- 0	0- 0				
5- 4	0- 1	0- 2	NON-CONFERENCE	1- 0	0- 1	4- 0				
4- 0	0- 0	0- 0	HOME	1- 0	0- 0	3- 0				
1- 4	0- 1	0- 2	AWAY	0- 0	0- 1	1- 0				
0- 0	0- 0	0- 0	NEUTRAL	0- 0	0- 0	0- 0				
10- 3	0- 0	0- 0	CONFERENCE	0- 2	0- 0	10- 1				
5- 1	0- 0	0- 0	HOME	0- 1	0- 0	5- 0				
5- 2	0- 0	0- 0	AWAY	0- 1	0- 0	5- 1				
0- 0	0- 0	0- 0	NEUTRAL	0- 0	0- 0	0- 0				

RPI 1-25				RPI 26-50				RPI 51-100				RPI 101+ Team's RPI: 126			
RPI	S	Opponent	Score	RPI	S	Opponent	Score	RPI	S	Opponent	Score	RPI	S	Opponent	Score
19	A	Kentucky	49 71	43	A	Miami (OH)	55 68	85	H	American	66 61	141	A	Davidson	62 71
				49	A	Clemson	64 83	95	A	Radford	58 80	178	A	UNC Asheville	56 67
								95	H	Radford	79 84	206	H	Hampton	82 73
												224	H	Campbell	65 60
												233	A	Gardner-Webb	78 61
												258	A	ETSU	73 65
												275	H	Norfolk St.	83 51
												281	H	Winthrop	56 54
												301	A	Charleston So.	69 62
												301	H	Charleston So.	71 64
												311	H	UNC Greensboro	82 75
												331	A	Presbyterian	70 63
												331	H	Presbyterian	79 40
												336	A	Longwood	65 54
												340	H	N.C. Central	80 69
												344	A	USC Upstate	87 61
LAST 12 Division I GAMES:															
331	A	Presbyterian	70 63	301	H	Charleston So.	71 64								
301	A	Charleston So.	69 62	224	H	Campbell	65 60								
95	H	Radford	79 84	178	A	UNC Asheville	56 67								
336	A	Longwood	65 54	233	A	Gardner-Webb	78 61								
206	H	Hampton	82 73	331	H	Presbyterian	79 40								
281	H	Winthrop	56 54	95	A	Radford	58 80								

Non-Div I Games: Greensboro 102 50 Mars Hill 86 36

High Point

■ Loss,
 ■ Non-Conf,
 ■ S Site,
 ■ H Home
 ■ A Away
 N Neutral

Hofstra

Through Games Of Feb. 22, 2019

Average RPI Win: 239	WON-LOST	WINNING	LAST 10	STRENGTH OF	OPP. STRENGTH	TEAM	ADJ.	CONF.	ADJ CONF.
Average RPI Loss: 141	RECORD	PCT. RANK	GAMES	SCHEDULE	OF SCHEDULE	RPI	RPI	RPI	RPI
DIV. I ONLY	6- 18	295	0- 1	104	234	246	246	10	10
DIV. I NON-CONF.	5- 6	177	0- 0	212	339	208	208	10	10
TOTALS	RPI 1-25	RPI 26-50	W-L RECORDS	RPI 51-100	RPI 101-150	RPI 150+			
6- 18	0- 0	0- 2	OVERALL	1- 3	0- 6	5- 7			
2- 8	0- 0	0- 1	HOME	1- 1	0- 2	1- 4			
3- 8	0- 0	0- 1	AWAY	0- 1	0- 3	3- 3			
1- 2	0- 0	0- 0	NEUTRAL	0- 1	0- 1	1- 0			
5- 6	0- 0	0- 0	NON-CONFERENCE	0- 1	0- 1	5- 4			
1- 2	0- 0	0- 0	HOME	0- 0	0- 0	1- 2			
3- 2	0- 0	0- 0	AWAY	0- 0	0- 0	3- 2			
1- 2	0- 0	0- 0	NEUTRAL	0- 1	0- 1	1- 0			
1- 12	0- 0	0- 2	CONFERENCE	1- 2	0- 5	0- 3			
1- 6	0- 0	0- 1	HOME	1- 1	0- 2	0- 2			
0- 6	0- 0	0- 1	AWAY	0- 1	0- 3	0- 1			
0- 0	0- 0	0- 0	NEUTRAL	0- 0	0- 0	0- 0			

RPI S	Opponent	Score	RPI S	Opponent	Score	RPI S	Opponent	Score	RPI S	Opponent	Score	Team's RPI: 246
39	A James Madison	54 77	39	H James Madison	44 59	62	A Drexel	39 62	108	A Towson	68 92	
						62	H Drexel	49 61	108	H Towson	56 68	
						74	N Wright St.	64 93	121	A UNCW	54 89	
						87	H Northeastern	78 61	140	N Marist	57 71	
									143	A Delaware	47 57	
									143	H Delaware	59 78	
									154	A Stony Brook	49 77	
									171	H William & Mary	55 60	
									203	A Holy Cross	66 72	
									205	N Stetson	53 50	
									212	H Elon	64 77	
									225	H Sacred Heart	64 70	
									230	A St. Bonaventure	67 59	
									238	H Columbia	63 65	
									270	A Siena	57 50	
									293	A Col. of Charleston	62 70	
									318	A UMBC	45 42	
									326	H Iona	74 49	
LAST 12 Division I GAMES:												
143	A Delaware	47 57	87	H Northeastern	78 61							
62	A Drexel	39 62	62	H Drexel	49 61							
39	H James Madison	44 59	143	H Delaware	59 78							
108	H Towson	56 68	108	A Towson	68 92							
293	A Col. of Charleston	62 70	39	A James Madison	54 77							
121	A UNCW	54 89	212	H Elon	64 77							

Non-Div I Games: Wilmington (DE) 77 56

Hofstra

Loss, Non-Conf, S Site, H Home A Away N Neutral

Holy Cross

Through Games Of Feb. 22, 2019

Average RPI Win:	256	WON-LOST	WINNING	LAST 10	STRENGTH OF	OPP. STRENGTH	TEAM	ADJ.	CONF.	ADJ CONF.
Average RPI Loss:	205	RECORD	PCT. RANK	GAMES	SCHEDULE	OF SCHEDULE	RPI	RPI	RPI	RPI
DIV. I ONLY	15- 10	121	0- 1	335	242	203	203	18	18	
DIV. I NON-CONF.	8- 3	72	0- 0	342	287	206	206	22	22	
TOTALS	RPI 1-25	RPI 26-50	W-L RECORDS	RPI 51-100	RPI 101-150	RPI 150+				
15- 10	0- 0	0- 1	OVERALL	0- 1	0- 2	15- 6				
10- 2	0- 0	0- 0	HOME	0- 0	0- 0	10- 2				
5- 8	0- 0	0- 1	AWAY	0- 1	0- 2	5- 4				
0- 0	0- 0	0- 0	NEUTRAL	0- 0	0- 0	0- 0				
8- 3	0- 0	0- 0	NON-CONFERENCE	0- 0	0- 1	8- 2				
5- 1	0- 0	0- 0	HOME	0- 0	0- 0	5- 1				
3- 2	0- 0	0- 0	AWAY	0- 0	0- 1	3- 1				
0- 0	0- 0	0- 0	NEUTRAL	0- 0	0- 0	0- 0				
7- 7	0- 0	0- 1	CONFERENCE	0- 1	0- 1	7- 4				
5- 1	0- 0	0- 0	HOME	0- 0	0- 0	5- 1				
2- 6	0- 0	0- 1	AWAY	0- 1	0- 1	2- 3				
0- 0	0- 0	0- 0	NEUTRAL	0- 0	0- 0	0- 0				

RPI 1-25				RPI 26-50				RPI 51-100				RPI 101+				Team's RPI: 203	
RPI	S	Opponent	Score	RPI	S	Opponent	Score	RPI	S	Opponent	Score	RPI	S	Opponent	Score		
				47	A	Bucknell	71 75					120	A	Boston College	63 89		
												139	A	Lehigh	55 64		
												157	A	Boston U.	64 61		
												157	H	Boston U.	75 69		
												186	H	Rider	71 61		
												231	A	Albany (NY)	56 50		
												232	A	Navy	47 54		
												232	H	Navy	47 44		
												246	H	Hofstra	72 66		
												253	H	Rhode Island	73 65		
												256	H	Colgate	67 70		
												268	A	Army West Point	53 60		
												268	H	Army West Point	58 39		
												269	H	Brown	85 89		
												276	A	Vermont	65 40		
												286	H	Manhattan	61 53		
												289	A	Loyola Maryland	58 48		
												289	H	Loyola Maryland	78 60		
												309	A	New Hampshire	62 74		
												315	A	Bryant	81 62		
												327	A	Lafayette	63 73		
												327	H	Lafayette	56 53		
												328	H	UMass Lowell	63 54		
LAST 12 Division I GAMES:																	
				268	A	Army West Point	53 60					47	A	Bucknell	71 75		
				157	A	Boston U.	64 61					268	H	Army West Point	58 39		
				232	H	Navy	47 44					157	H	Boston U.	75 69		
				289	A	Loyola Maryland	58 48					232	A	Navy	47 54		
				327	H	Lafayette	56 53					289	H	Loyola Maryland	78 60		
				85	A	American	58 70					139	A	Lehigh	55 64		

Non-Div I Games:

Holy Cross

Loss, Non-Conf, S Site, H Home A Away N Neutral

Average RPI Win:	196	WON-LOST	WINNING	LAST 10	STRENGTH OF	OPP. STRENGTH	TEAM	ADJ.	CONF.	ADJ CONF.
Average RPI Loss:	76	RECORD	PCT. RANK	GAMES	SCHEDULE	OF SCHEDULE	RPI	RPI	RPI	RPI
DIV. I ONLY	14- 11	139	1- 0	79	88	99	99	9	9	
DIV. I NON-CONF.	6- 7	172	0- 0	82	84	109	109	9	9	
TOTALS	RPI 1-25	RPI 26-50	W-L RECORDS	RPI 51-100	RPI 101-150	RPI 150+				
14- 11	0- 3	1- 1	OVERALL	0- 4	2- 1	11- 2				
6- 5	0- 2	1- 0	HOME	0- 2	1- 1	4- 0				
8- 6	0- 1	0- 1	AWAY	0- 2	1- 0	7- 2				
0- 0	0- 0	0- 0	NEUTRAL	0- 0	0- 0	0- 0				
6- 7	0- 1	1- 1	NON-CONFERENCE	0- 3	0- 1	5- 1				
1- 4	0- 1	1- 0	HOME	0- 2	0- 1	0- 0				
5- 3	0- 0	0- 1	AWAY	0- 1	0- 0	5- 1				
0- 0	0- 0	0- 0	NEUTRAL	0- 0	0- 0	0- 0				
8- 4	0- 2	0- 0	CONFERENCE	0- 1	2- 0	6- 1				
5- 1	0- 1	0- 0	HOME	0- 0	1- 0	4- 0				
3- 3	0- 1	0- 0	AWAY	0- 1	1- 0	2- 1				
0- 0	0- 0	0- 0	NEUTRAL	0- 0	0- 0	0- 0				

RPI 1-25				RPI 26-50				RPI 51-100 Team's RPI: 99				RPI 101+			
RPI	S	Opponent	Score	RPI	S	Opponent	Score	RPI	S	Opponent	Score	RPI	S	Opponent	Score
5	H	UConn	61 81	33	H	Georgia Tech	95 89	54	H	New Mexico	84 89	120	H	Boston College	57 64
15	A	UCF	56 58	38	A	California	79 80	72	A	FGCU	71 76	130	A	South Fla.	54 52
17	H	Texas A&M	52 68					88	A	Cincinnati	57 68	150	H	Tulane	83 82
								94	H	UT Arlington	61 65	159	H	Tulsa	76 44
												165	A	Temple	65 76
												165	H	Temple	78 65
												167	A	Louisiana Tech	88 100
												183	A	Southern Miss.	61 44
												211	A	George Mason	66 56
												213	H	East Carolina	63 52
												227	A	SMU	72 61
												227	H	SMU	69 68
												238	A	Columbia	83 72
												247	A	Wichita St.	66 58
												258	A	ETSU	84 77
												305	A	Incarinate Word	79 60
LAST 12 Division I GAMES:															
150	H	Tulane	83 82	159	H	Tulsa	76 44								
213	H	East Carolina	63 52	88	A	Cincinnati	57 68								
130	A	South Fla.	54 52	247	A	Wichita St.	66 58								
165	A	Temple	65 76	165	H	Temple	78 65								
227	H	SMU	69 68	227	A	SMU	72 61								
15	A	UCF	56 58	5	H	UConn	61 81								

Non-Div I Games:

Houston

■ Loss,
 ■ Non-Conf, S Site,
 ■ Home
 ■ Away
 N Neutral

Houston Baptist

Through Games Of Feb. 22, 2019

Average RPI Win:	306	WON-LOST	WINNING	LAST 10	STRENGTH OF	OPP. STRENGTH	TEAM	ADJ.	CONF.	ADJ CONF.
Average RPI Loss:	197	RECORD	PCT. RANK	GAMES	SCHEDULE	OF SCHEDULE	RPI	RPI	RPI	RPI
DIV. I ONLY	3- 16	329	0- 0	293	284	341	341	25	25	
DIV. I NON-CONF.	1- 5	311	0- 0	274	199	336	336	23	23	
TOTALS	RPI 1-25	RPI 26-50	W-L RECORDS	RPI 51-100	RPI 101-150	RPI 150+				
3- 16	0- 0	0- 0	OVERALL	0- 2	0- 2	3- 12				
3- 6	0- 0	0- 0	HOME	0- 0	0- 0	3- 6				
0- 10	0- 0	0- 0	AWAY	0- 2	0- 2	0- 6				
0- 0	0- 0	0- 0	NEUTRAL	0- 0	0- 0	0- 0				
1- 5	0- 0	0- 0	NON-CONFERENCE	0- 0	0- 2	1- 3				
1- 1	0- 0	0- 0	HOME	0- 0	0- 0	1- 1				
0- 4	0- 0	0- 0	AWAY	0- 0	0- 2	0- 2				
0- 0	0- 0	0- 0	NEUTRAL	0- 0	0- 0	0- 0				
2- 11	0- 0	0- 0	CONFERENCE	0- 2	0- 0	2- 9				
2- 5	0- 0	0- 0	HOME	0- 0	0- 0	2- 5				
0- 6	0- 0	0- 0	AWAY	0- 2	0- 0	0- 4				
0- 0	0- 0	0- 0	NEUTRAL	0- 0	0- 0	0- 0				

RPI S	Opponent	Score	RPI S	Opponent	Score	RPI S	Opponent	Score	RPI S	Opponent	Score	Team's RPI: 341
						67	A Lamar University	50 63	117	A Oklahoma St.	44 77	
						76	A SFA	53 65	135	A Texas Tech	76 82	
									164	H Abilene Christian	62 72	
									173	A Nicholls St.	54 77	
									173	H Nicholls St.	55 58	
									174	H Oral Roberts	56 74	
									177	A North Texas	75 100	
									179	H Sam Houston St.	63 74	
									247	A Wichita St.	50 68	
									250	H A&M-Corpus Christi	56 70	
									282	H Central Ark.	58 77	
									296	H New Orleans	83 74	
									305	H Incarnate Word	60 59	
									307	A Southeastern La.	65 73	
									314	A McNeese	71 81	
									317	H La.-Monroe	68 60	
									324	A Northwestern St.	46 63	
LAST 12 Division I GAMES:												
			324	A Northwestern St.	46 63		314	A McNeese	71 81			
			173	H Nicholls St.	55 58		307	A Southeastern La.	65 73			
			282	H Central Ark.	58 77		179	H Sam Houston St.	63 74			
			76	A SFA	53 65		164	H Abilene Christian	62 72			
			250	H A&M-Corpus Christi	56 70		173	A Nicholls St.	54 77			
			305	H Incarnate Word	60 59		296	H New Orleans	83 74			

Non-Div I Games: Howard Payne 93 60 Tex. A&M Int'l 81 48 McMurry 92 41 Southwest (NM) 100 57
Houston Baptist






Loss, Non-Conf, S Site, H Home A Away N Neutral

Average RPI Win: 295	WON-LOST	WINNING	LAST 10	STRENGTH OF	OPP. STRENGTH	TEAM	ADJ.	CONF.	ADJ CONF.
Average RPI Loss: 188	RECORD	PCT. RANK	GAMES	SCHEDULE	OF SCHEDULE	RPI	RPI	RPI	RPI
DIV. I ONLY	14- 11	139	1- 0	321	347	235	235	32	32
DIV. I NON-CONF.	7- 6	153	0- 0	300	305	200	200	32	32
TOTALS	RPI 1-25	RPI 26-50	W-L RECORDS	RPI 51-100	RPI 101-150	RPI 150+			
14- 11	0- 0	0- 1	OVERALL	0- 1	0- 0	14- 9			
8- 4	0- 0	0- 0	HOME	0- 0	0- 0	8- 4			
6- 7	0- 0	0- 1	AWAY	0- 1	0- 0	6- 5			
0- 0	0- 0	0- 0	NEUTRAL	0- 0	0- 0	0- 0			
7- 6	0- 0	0- 1	NON-CONFERENCE	0- 1	0- 0	7- 4			
2- 2	0- 0	0- 0	HOME	0- 0	0- 0	2- 2			
5- 4	0- 0	0- 1	AWAY	0- 1	0- 0	5- 2			
0- 0	0- 0	0- 0	NEUTRAL	0- 0	0- 0	0- 0			
7- 5	0- 0	0- 0	CONFERENCE	0- 0	0- 0	7- 5			
6- 2	0- 0	0- 0	HOME	0- 0	0- 0	6- 2			
1- 3	0- 0	0- 0	AWAY	0- 0	0- 0	1- 3			
0- 0	0- 0	0- 0	NEUTRAL	0- 0	0- 0	0- 0			

RPI 1-25			RPI 26-50			RPI 51-100			RPI 101+			Team's RPI: 235			
RPI	S	Opponent	Score	RPI	S	Opponent	Score	RPI	S	Opponent	Score				
				28	A	North Carolina	63 85	88	A	Cincinnati	51 85	161	H	Mercer	70 85
												171	A	William & Mary	75 88
												182	A	UMES	72 80
												182	H	UMES	73 80
												195	H	N.C. A&T	58 63
												211	H	George Mason	73 59
												215	A	Bethune-Cookman	63 76
												215	H	Bethune-Cookman	61 40
												224	A	Campbell	69 64
												255	A	Niagara	68 61
												265	A	Richmond	60 67
												270	H	Siena	81 86
												275	H	Norfolk St.	74 70
												291	A	La Salle	57 54
												302	H	Morgan St.	79 56
												308	A	South Carolina St.	63 72
												312	A	FIU	89 62
												323	H	NJIT	77 57
												340	H	N.C. Central	80 70
												343	H	Delaware St.	78 62
												345	A	Fairleigh Dickinson	79 58
												347	A	Florida A&M	81 59
												347	H	Florida A&M	74 68
LAST 12 Division I GAMES:															
				340	H	N.C. Central	80 70			343	H	Delaware St.	78 62		
				195	H	N.C. A&T	58 63			308	A	South Carolina St.	63 72		
				215	A	Bethune-Cookman	63 76			302	H	Morgan St.	79 56		
				347	A	Florida A&M	81 59			215	H	Bethune-Cookman	61 40		
				275	H	Norfolk St.	74 70			182	A	UMES	72 80		
				182	H	UMES	73 80			347	H	Florida A&M	74 68		

Non-Div I Games:

Howard

 Loss,
  Non-Conf,
  S Site,
  Home
  Away
 N Neutral

Average RPI Win: 233	WON-LOST	WINNING	LAST 10	STRENGTH OF	OPP. STRENGTH	TEAM	ADJ.	CONF.	ADJ CONF.
Average RPI Loss: 108	RECORD	PCT. RANK	GAMES	SCHEDULE	OF SCHEDULE	RPI	RPI	RPI	RPI
DIV. I ONLY	16- 9	96	1- 0	212	183	125	125	20	20
DIV. I NON-CONF.	5- 5	162	0- 0	66	112	91	91	18	18
TOTALS	RPI 1-25	RPI 26-50	W-L RECORDS	RPI 51-100	RPI 101-150	RPI 150+			
16- 9	0- 1	0- 1	OVERALL	2- 3	2- 2	12- 2			
7- 3	0- 0	0- 1	HOME	0- 2	2- 0	5- 0			
8- 6	0- 1	0- 0	AWAY	1- 1	0- 2	7- 2			
1- 0	0- 0	0- 0	NEUTRAL	1- 0	0- 0	0- 0			
5- 5	0- 1	0- 1	NON-CONFERENCE	1- 1	1- 1	3- 1			
1- 2	0- 0	0- 1	HOME	0- 1	1- 0	0- 0			
3- 3	0- 1	0- 0	AWAY	0- 0	0- 1	3- 1			
1- 0	0- 0	0- 0	NEUTRAL	1- 0	0- 0	0- 0			
11- 4	0- 0	0- 0	CONFERENCE	1- 2	1- 1	9- 1			
6- 1	0- 0	0- 0	HOME	0- 1	1- 0	5- 0			
5- 3	0- 0	0- 0	AWAY	1- 1	0- 1	4- 1			
0- 0	0- 0	0- 0	NEUTRAL	0- 0	0- 0	0- 0			

RPI 1-25				RPI 26-50				RPI 51-100				RPI 101+ Team's RPI: 125			
RPI	S	Opponent	Score	RPI	S	Opponent	Score	RPI	S	Opponent	Score	RPI	S	Opponent	Score
8	A	Iowa	58 72	37	H	Ohio	66 73	68	A	Green Bay	67 63	122	A	Youngstown St.	52 70
								74	A	Wright St.	59 66	122	H	Youngstown St.	64 44
								74	H	Wright St.	75 78	136	H	UT Martin	73 72
								80	H	UNI	40 53	146	A	Southern Ill.	73 78
								98	N	VCU	63 61	184	A	Wisconsin	64 65
												189	A	Indiana St.	64 59
												190	A	Milwaukee	67 66
												200	A	Ole Miss	66 58
												251	A	Northern Ky.	57 60
												251	H	Northern Ky.	70 48
												278	A	Cleveland St.	75 50
												278	H	Cleveland St.	64 36
												300	A	UTSA	58 50
												304	A	Oakland	76 70
												304	H	Oakland	82 53
												334	A	Detroit Mercy	58 41
												334	H	Detroit Mercy	82 47
												339	H	UIC	71 43
LAST 12 Division I GAMES:															
334	A	Detroit Mercy	58 41	68	A	Green Bay	67 63								
304	A	Oakland	76 70	190	A	Milwaukee	67 66								
278	H	Cleveland St.	64 36	339	H	UIC	71 43								
122	H	Youngstown St.	64 44	304	H	Oakland	82 53								
74	A	Wright St.	59 66	334	H	Detroit Mercy	82 47								
251	A	Northern Ky.	57 60	122	A	Youngstown St.	52 70								

Non-Div I Games: Purdue Northwest 101 40

IUPUI

■ Loss,
 ■ Non-Conf, S Site,
 ■ Home
 ■ Away
 N Neutral

Idaho

Through Games Of Feb. 22, 2019

Average RPI Win:	193	WON-LOST	WINNING	LAST 10	STRENGTH OF	OPP. STRENGTH	TEAM	ADJ.	CONF.	ADJ CONF.
Average RPI Loss:	113	RECORD	PCT. RANK	GAMES	SCHEDULE	OF SCHEDULE	RPI	RPI	RPI	RPI
DIV. I ONLY	15- 9	102	1- 0	131	121	86	86	16	16	
DIV. I NON-CONF.	3- 6	241	0- 0	48	49	140	140	12	12	
TOTALS	RPI 1-25	RPI 26-50	W-L RECORDS	RPI 51-100	RPI 101-150	RPI 150+				
15- 9	0- 2	0- 1	OVERALL	1- 1	5- 2	9- 3				
8- 1	0- 0	0- 0	HOME	0- 0	3- 1	5- 0				
7- 7	0- 2	0- 1	AWAY	1- 0	2- 1	4- 3				
0- 1	0- 0	0- 0	NEUTRAL	0- 1	0- 0	0- 0				
3- 6	0- 2	0- 1	NON-CONFERENCE	0- 1	2- 0	1- 2				
2- 0	0- 0	0- 0	HOME	0- 0	1- 0	1- 0				
1- 5	0- 2	0- 1	AWAY	0- 0	1- 0	0- 2				
0- 1	0- 0	0- 0	NEUTRAL	0- 1	0- 0	0- 0				
12- 3	0- 0	0- 0	CONFERENCE	1- 0	3- 2	8- 1				
6- 1	0- 0	0- 0	HOME	0- 0	2- 1	4- 0				
6- 2	0- 0	0- 0	AWAY	1- 0	1- 1	4- 1				
0- 0	0- 0	0- 0	NEUTRAL	0- 0	0- 0	0- 0				

RPI 1-25				RPI 26-50				RPI 51-100				RPI 101+			
RPI	S	Opponent	Score	RPI	S	Opponent	Score	RPI	S	Opponent	Score	RPI	S	Opponent	Score
4	A	Stanford	71 115	45	A	Wyoming	61 64	52	N	Boise St.	85 91	115	A	Northern Colo.	72 77
13	A	Gonzaga	51 88					84	A	Idaho St.	86 72	115	H	Northern Colo.	72 86
												129	H	Portland St.	80 78
												135	A	Texas Tech	88 77
												145	H	CSUN	88 73
												147	A	Montana St.	82 66
												147	H	Montana St.	90 65
												156	A	Montana	79 82
												156	H	Montana	76 68
												187	A	Eastern Wash.	75 74
												187	H	Eastern Wash.	84 68
												236	H	Sacramento St.	104 66
												239	A	Northern Ariz.	86 69
												239	H	Northern Ariz.	90 72
												245	A	Hawaii	61 69
												257	H	San Francisco	70 63
												274	A	Long Beach St.	63 70
												288	A	Southern Utah	82 70
												321	A	Weber St.	79 74
LAST 12 Division I GAMES:															
239	H	Northern Ariz.	90 72	239	A	Northern Ariz.	86 69	239	A	Northern Ariz.	86 69				
187	A	Eastern Wash.	75 74	129	H	Portland St.	80 78	129	H	Portland St.	80 78				
115	A	Northern Colo.	72 77	236	H	Sacramento St.	104 66	236	H	Sacramento St.	104 66				
147	H	Montana St.	90 65	156	A	Montana	79 82	156	A	Montana	79 82				
156	H	Montana	76 68	147	A	Montana St.	82 66	147	A	Montana St.	82 66				
288	A	Southern Utah	82 70	115	H	Northern Colo.	72 86	115	H	Northern Colo.	72 86				

Non-Div I Games:

Idaho

■ Loss,
 ■ Non-Conf, S Site,
 ■ Home
 ■ Away
 N Neutral

Average RPI Win:	215	WON-LOST	WINNING	LAST 10	STRENGTH OF	OPP. STRENGTH	TEAM	ADJ.	CONF.	ADJ CONF.
Average RPI Loss:	97	RECORD	PCT. RANK	GAMES	SCHEDULE	OF SCHEDULE	RPI	RPI	RPI	RPI
DIV. I ONLY	16- 8	80	1- 0	118	191	84	84	16	16	
DIV. I NON-CONF.	4- 4	162	0- 0	26	215	65	65	12	12	
TOTALS	RPI 1-25	RPI 26-50	W-L RECORDS	RPI 51-100	RPI 101-150	RPI 150+				
16- 8	0- 1	0- 1	OVERALL	0- 3	5- 1	11- 2				
8- 2	0- 0	0- 0	HOME	0- 1	3- 0	5- 1				
7- 5	0- 1	0- 0	AWAY	0- 2	2- 1	5- 1				
1- 1	0- 0	0- 1	NEUTRAL	0- 0	0- 0	1- 0				
4- 4	0- 1	0- 1	NON-CONFERENCE	0- 2	1- 0	3- 0				
2- 0	0- 0	0- 0	HOME	0- 0	1- 0	1- 0				
1- 3	0- 1	0- 0	AWAY	0- 2	0- 0	1- 0				
1- 1	0- 0	0- 1	NEUTRAL	0- 0	0- 0	1- 0				
12- 4	0- 0	0- 0	CONFERENCE	0- 1	4- 1	8- 2				
6- 2	0- 0	0- 0	HOME	0- 1	2- 0	4- 1				
6- 2	0- 0	0- 0	AWAY	0- 0	2- 1	4- 1				
0- 0	0- 0	0- 0	NEUTRAL	0- 0	0- 0	0- 0				

RPI 1-25				RPI 26-50				RPI 51-100 Team's RPI: 84				RPI 101+			
RPI	S	Opponent	Score	RPI	S	Opponent	Score	RPI	S	Opponent	Score	RPI	S	Opponent	Score
13	A	Gonzaga	51 70	33	N	Georgia Tech	51 74	61	A	Utah	60 74	110	H	Pepperdine	65 63
								70	A	Arizona	46 71	115	A	Northern Colo.	56 60
								86	H	Idaho	72 86	129	A	Portland St.	58 57
												129	H	Portland St.	72 54
												147	A	Montana St.	62 49
												147	H	Montana St.	61 43
												156	A	Montana	59 60
												156	H	Montana	50 34
												187	H	Eastern Wash.	63 48
												236	A	Sacramento St.	56 42
												236	H	Sacramento St.	73 43
												239	A	Northern Ariz.	80 69
												239	H	Northern Ariz.	77 81
												259	A	California Baptist	72 57
												266	H	Utah Valley	80 68
												288	A	Southern Utah	69 57
												288	H	Southern Utah	80 47
												298	N	Kennesaw St.	60 49
												321	A	Weber St.	70 57
LAST 12 Division I GAMES:															
129	H	Portland St.	72 54	236	A	Sacramento St.	56 42	147	H	Montana St.	61 43	156	H	Montana	50 34
156	A	Montana	59 60	147	H	Montana St.	61 43	115	A	Northern Colo.	56 60	236	H	Sacramento St.	73 43
147	A	Montana St.	62 49	156	H	Montana	50 34	239	A	Northern Ariz.	80 69	239	H	Northern Ariz.	77 81
288	H	Southern Utah	80 47	115	A	Northern Colo.	56 60	236	H	Sacramento St.	73 43	259	A	California Baptist	72 57
239	H	Northern Ariz.	77 81	236	H	Sacramento St.	73 43	266	H	Utah Valley	80 68	288	A	Southern Utah	69 57
129	A	Portland St.	58 57	321	A	Weber St.	70 57	288	H	Southern Utah	80 47	298	N	Kennesaw St.	60 49

Non-Div I Games: Benedictine Mesa 88 51

Idaho St.

■ Loss,
 ■ Non-Conf,
 ■ S Site,
 ■ Home
 ■ A Away
 N Neutral

Average RPI Win:	234	WON-LOST	WINNING	LAST 10	STRENGTH OF	OPP. STRENGTH	TEAM	ADJ.	CONF.	ADJ CONF.
Average RPI Loss:	76	RECORD	PCT. RANK	GAMES	SCHEDULE	OF SCHEDULE	RPI	RPI	RPI	RPI
DIV. I ONLY	10- 17	248	0- 1	100	80	196	196	4	4	
DIV. I NON-CONF.	8- 3	72	0- 0	286	274	173	173	6	6	
TOTALS	RPI 1-25	RPI 26-50	W-L RECORDS	RPI 51-100	RPI 101-150	RPI 150+				
10- 17	0- 4	0- 5	OVERALL	0- 3	1- 3	9- 2				
8- 8	0- 3	0- 3	HOME	0- 1	0- 1	8- 0				
2- 8	0- 1	0- 2	AWAY	0- 2	1- 2	1- 1				
0- 1	0- 0	0- 0	NEUTRAL	0- 0	0- 0	0- 1				
8- 3	0- 0	0- 2	NON-CONFERENCE	0- 0	0- 0	8- 1				
7- 1	0- 0	0- 1	HOME	0- 0	0- 0	7- 0				
1- 1	0- 0	0- 1	AWAY	0- 0	0- 0	1- 0				
0- 1	0- 0	0- 0	NEUTRAL	0- 0	0- 0	0- 1				
2- 14	0- 4	0- 3	CONFERENCE	0- 3	1- 3	1- 1				
1- 7	0- 3	0- 2	HOME	0- 1	0- 1	1- 0				
1- 7	0- 1	0- 1	AWAY	0- 2	1- 2	0- 1				
0- 0	0- 0	0- 0	NEUTRAL	0- 0	0- 0	0- 0				

RPI 1-25				RPI 26-50				RPI 51-100				RPI 101+ Team's RPI: 196			
RPI	S	Opponent	Score	RPI	S	Opponent	Score	RPI	S	Opponent	Score	RPI	S	Opponent	Score
8	A	Iowa	66 88	27	H	Missouri	45 67	73	A	Purdue	50 72	102	A	Minnesota	66 62
8	H	Iowa	75 94	44	H	Michigan	56 70	78	A	Ohio St.	70 78	118	A	Northwestern	45 68
14	H	Maryland	66 80	46	H	Indiana	83 85	82	H	Nebraska	67 77	118	H	Northwestern	56 64
25	H	Rutgers	60 71	48	A	Michigan St.	60 77					128	A	Penn St.	48 62
				49	A	Clemson	67 69					184	A	Wisconsin	67 75
												184	H	Wisconsin	78 68
												188	H	Eastern Mich.	72 66
												189	H	Indiana St.	75 57
												236	N	Sacramento St.	107 109
												238	H	Columbia	76 69
												248	H	SIUE	74 57
												271	H	Murray St.	84 52
												295	H	Alabama A&M	88 60
												310	H	Valparaiso	73 54
												319	A	Cal Poly	74 51
LAST 12 Division I GAMES:															
184	A	Wisconsin	67 75	78	A	Ohio St.	70 78								
44	H	Michigan	56 70	118	H	Northwestern	56 64								
8	A	Iowa	66 88	48	A	Michigan St.	60 77								
184	H	Wisconsin	78 68	8	H	Iowa	75 94								
73	A	Purdue	50 72	82	H	Nebraska	67 77								
14	H	Maryland	66 80	128	A	Penn St.	48 62								

Non-Div I Games:

Illinois

■ Loss,
 ■ Non-Conf,
 ■ S Site,
 ■ H Home
 ■ A Away
 N Neutral

Average RPI Win:	221	WON-LOST	WINNING	LAST 10	STRENGTH OF	OPP. STRENGTH	TEAM	ADJ.	CONF.	ADJ CONF.
Average RPI Loss:	158	RECORD	PCT. RANK	GAMES	SCHEDULE	OF SCHEDULE	RPI	RPI	RPI	RPI
DIV. I ONLY	14- 10	129	0- 1	216	223	155	155	13	13	
DIV. I NON-CONF.	6- 4	125	0- 0	290	315	167	167	15	15	
TOTALS	RPI 1-25	RPI 26-50	W-L RECORDS	RPI 51-100	RPI 101-150	RPI 150+				
14- 10	0- 1	0- 1	OVERALL	2- 1	2- 2	10- 5				
8- 3	0- 1	0- 0	HOME	1- 1	1- 1	6- 0				
6- 7	0- 0	0- 1	AWAY	1- 0	1- 1	4- 5				
0- 0	0- 0	0- 0	NEUTRAL	0- 0	0- 0	0- 0				
6- 4	0- 0	0- 1	NON-CONFERENCE	0- 0	0- 0	6- 3				
4- 0	0- 0	0- 0	HOME	0- 0	0- 0	4- 0				
2- 4	0- 0	0- 1	AWAY	0- 0	0- 0	2- 3				
0- 0	0- 0	0- 0	NEUTRAL	0- 0	0- 0	0- 0				
8- 6	0- 1	0- 0	CONFERENCE	2- 1	2- 2	4- 2				
4- 3	0- 1	0- 0	HOME	1- 1	1- 1	2- 0				
4- 3	0- 0	0- 0	AWAY	1- 0	1- 1	2- 2				
0- 0	0- 0	0- 0	NEUTRAL	0- 0	0- 0	0- 0				

RPI S Opponent	Score	RPI S Opponent	Score	RPI S Opponent	Score	RPI S Opponent	Score	Team's RPI: 155
23 H Drake	64 82	50 A Butler	56 58	69 A Missouri St.	60 56	146 A Southern Ill.	68 66	
				69 H Missouri St.	47 59	146 H Southern Ill.	60 52	
				80 H UNI	66 64	149 A Bradley	65 75	
						149 H Bradley	68 79	
						185 H Saint Louis	72 67	
						188 A Eastern Mich.	41 50	
						189 A Indiana St.	44 59	
						189 H Indiana St.	78 70	
						241 A Loyola Chicago	59 62	
						243 H North Dakota	67 55	
						248 A SIUE	61 68	
						249 A UMKC	62 55	
						251 A Northern Ky.	58 53	
						252 H Austin Peay	61 49	
						278 A Cleveland St.	63 67	
						304 H Oakland	62 56	
						310 A Valparaiso	70 67	
						332 A Evansville	72 61	
						332 H Evansville	82 59	
LAST 12 Division I GAMES:								
149 A Bradley	65 75	241 A Loyola Chicago	59 62					
146 A Southern Ill.	68 66	149 H Bradley	68 79					
69 A Missouri St.	60 56	69 H Missouri St.	47 59					
189 H Indiana St.	78 70	146 H Southern Ill.	60 52					
332 H Evansville	82 59	332 A Evansville	72 61					
310 A Valparaiso	70 67	189 A Indiana St.	44 59					

Non-Div I Games: Maryville (MO) 61 52

Illinois St.

Average RPI Win:	306	WON-LOST	WINNING	LAST 10	STRENGTH OF	OPP. STRENGTH	TEAM	ADJ.	CONF.	ADJ CONF.
Average RPI Loss:	164	RECORD	PCT. RANK	GAMES	SCHEDULE	OF SCHEDULE	RPI	RPI	RPI	RPI
DIV. I ONLY	3- 21	336	0- 1	143	273	305	305	25	25	
DIV. I NON-CONF.	0- 11	336	0- 0	61	208	302	302	23	23	
TOTALS	RPI 1-25	RPI 26-50	W-L RECORDS	RPI 51-100	RPI 101-150	RPI 150+				
3- 21	0- 1	0- 2	OVERALL	0- 6	0- 1	3- 11				
2- 8	0- 0	0- 1	HOME	0- 4	0- 0	2- 3				
1- 13	0- 1	0- 1	AWAY	0- 2	0- 1	1- 8				
0- 0	0- 0	0- 0	NEUTRAL	0- 0	0- 0	0- 0				
0- 11	0- 1	0- 2	NON-CONFERENCE	0- 3	0- 1	0- 4				
0- 4	0- 0	0- 1	HOME	0- 2	0- 0	0- 1				
0- 7	0- 1	0- 1	AWAY	0- 1	0- 1	0- 3				
0- 0	0- 0	0- 0	NEUTRAL	0- 0	0- 0	0- 0				
3- 10	0- 0	0- 0	CONFERENCE	0- 3	0- 0	3- 7				
2- 4	0- 0	0- 0	HOME	0- 2	0- 0	2- 2				
1- 6	0- 0	0- 0	AWAY	0- 1	0- 0	1- 5				
0- 0	0- 0	0- 0	NEUTRAL	0- 0	0- 0	0- 0				

RPI S	Opponent	Score	RPI S	Opponent	Score	RPI S	Opponent	Score	RPI S	Opponent	Score	Team's RPI: 305
16	A Arizona St.	43 81	32	A South Dakota	43 96	67	A Lamar University	53 79	102	A Minnesota	39 75	
			35	H Rice	63 74	67	H Lamar University	51 77	164	H Abilene Christian	50 71	
						70	A Arizona	42 84	173	A Nicholls St.	62 86	
						76	H SFA	56 66	179	H Sam Houston St.	56 76	
						94	H UT Arlington	49 97	208	A San Diego St.	38 81	
						99	H Houston	60 79	229	A Massachusetts	59 71	
									250	A A&M-Corpus Christi	49 57	
									282	A Central Ark.	43 74	
									296	A New Orleans	55 58	
									296	H New Orleans	81 69	
									307	H Southeastern La.	76 69	
									314	A McNeese	68 66	
									321	H Weber St.	64 72	
									337	A Grand Canyon	63 74	
									341	A Houston Baptist	59 60	
LAST 12 Division I GAMES:												
67	A Lamar University	53 79	296	H New Orleans	81 69							
164	H Abilene Christian	50 71	67	H Lamar University	51 77							
307	H Southeastern La.	76 69	76	H SFA	56 66							
250	A A&M-Corpus Christi	49 57	282	A Central Ark.	43 74							
296	A New Orleans	55 58	179	H Sam Houston St.	56 76							
341	A Houston Baptist	59 60	173	A Nicholls St.	62 86							

Non-Div I Games:

Incarnate Word

Indiana

Through Games Of Feb. 22, 2019

Average RPI Win:	121	WON-LOST	WINNING	LAST 10	STRENGTH OF	OPP. STRENGTH	TEAM	ADJ.	CONF.	ADJ CONF.
Average RPI Loss:	73	RECORD	PCT. RANK	GAMES	SCHEDULE	OF SCHEDULE	RPI	RPI	RPI	RPI
DIV. I ONLY	18- 10	95	1- 0	37	44	46	46	4	4	
DIV. I NON-CONF.	11- 1	13	0- 0	102	55	19	19	6	6	
TOTALS	RPI 1-25	RPI 26-50	W-L RECORDS	RPI 51-100	RPI 101-150	RPI 150+				
18- 10	1- 3	5- 2	OVERALL	3- 2	3- 2	6- 1				
10- 4	1- 2	3- 0	HOME	2- 0	1- 2	3- 0				
6- 5	0- 1	1- 2	AWAY	1- 2	1- 0	3- 0				
2- 1	0- 0	1- 0	NEUTRAL	0- 0	1- 0	0- 1				
11- 1	0- 0	3- 0	NON-CONFERENCE	2- 0	2- 0	4- 1				
6- 0	0- 0	1- 0	HOME	2- 0	0- 0	3- 0				
3- 0	0- 0	1- 0	AWAY	0- 0	1- 0	1- 0				
2- 1	0- 0	1- 0	NEUTRAL	0- 0	1- 0	0- 1				
7- 9	1- 3	2- 2	CONFERENCE	1- 2	1- 2	2- 0				
4- 4	1- 2	2- 0	HOME	0- 0	1- 2	0- 0				
3- 5	0- 1	0- 2	AWAY	1- 2	0- 0	2- 0				
0- 0	0- 0	0- 0	NEUTRAL	0- 0	0- 0	0- 0				

RPI	S	Opponent	Score	RPI	S	Opponent	Score	Team's RPI: 46	RPI	S	Opponent	Score	RPI	S	Opponent	Score
8	H	Iowa	75 73	31	A	UCLA	67 65		69	H	Missouri St.	98 74	101	N	Loyola Marymount	67 43
14	H	Maryland	56 76	32	N	South Dakota	68 60		73	A	Purdue	53 56	102	H	Minnesota	61 65
25	A	Rutgers	64 69	44	A	Michigan	58 67		78	A	Ohio St.	50 55	115	A	Wake Forest	87 73
25	H	Rutgers	61 69	44	H	Michigan	70 60		82	A	Nebraska	82 78	118	H	Northwestern	69 75
				48	A	Michigan St.	61 77		97	H	Northern Ill.	91 73	128	H	Penn St.	83 75
				48	H	Michigan St.	68 64						184	A	Wisconsin	75 68
				50	H	Butler	66 46						190	H	Milwaukee	68 66
													196	A	Illinois	85 83
													198	N	Grambling	62 65
													218	H	Florida	83 64
													273	H	North Florida	75 52
													304	A	Oakland	59 32
LAST 12 Division I GAMES:																
8	H	Iowa	75 73	25	A	Rutgers	64 69		14	H	Maryland	56 76				
25	H	Rutgers	61 69	44	A	Michigan	58 67		44	H	Michigan	70 60				
48	A	Michigan	58 67	48	A	Michigan St.	61 77		73	A	Purdue	53 56				
48	A	Michigan St.	61 77	102	H	Minnesota	61 65		118	H	Northwestern	69 75				
102	H	Minnesota	61 65	82	A	Nebraska	82 78		184	A	Wisconsin	75 68				

Non-Div I Games:

Indiana

■ Loss,
 ■ Non-Conf,
 ■ S Site,
 ■ H Home
 ■ A Away
 N Neutral

Average RPI Win:	253	WON-LOST	WINNING	LAST 10	STRENGTH OF	OPP. STRENGTH	TEAM	ADJ.	CONF.	ADJ CONF.
Average RPI Loss:	144	RECORD	PCT. RANK	GAMES	SCHEDULE	OF SCHEDULE	RPI	RPI	RPI	RPI
DIV. I ONLY	10- 14	221	0- 1	171	257	189	189	13	13	
DIV. I NON-CONF.	5- 5	162	0- 0	244	332	180	180	15	15	
TOTALS	RPI 1-25	RPI 26-50	W-L RECORDS	RPI 51-100	RPI 101-150	RPI 150+				
10- 14	0- 1	0- 1	OVERALL	0- 3	1- 3	9- 6				
3- 5	0- 1	0- 0	HOME	0- 1	0- 2	3- 1				
7- 8	0- 0	0- 1	AWAY	0- 2	1- 1	6- 4				
0- 1	0- 0	0- 0	NEUTRAL	0- 0	0- 0	0- 1				
5- 5	0- 0	0- 1	NON-CONFERENCE	0- 0	0- 1	5- 3				
1- 1	0- 0	0- 0	HOME	0- 0	0- 1	1- 0				
4- 3	0- 0	0- 1	AWAY	0- 0	0- 0	4- 2				
0- 1	0- 0	0- 0	NEUTRAL	0- 0	0- 0	0- 1				
5- 9	0- 1	0- 0	CONFERENCE	0- 3	1- 2	4- 3				
2- 4	0- 1	0- 0	HOME	0- 1	0- 1	2- 1				
3- 5	0- 0	0- 0	AWAY	0- 2	1- 1	2- 2				
0- 0	0- 0	0- 0	NEUTRAL	0- 0	0- 0	0- 0				

RPI 1-25				RPI 26-50				RPI 51-100				RPI 101+ Team's RPI: 189			
RPI	S	Opponent	Score	RPI	S	Opponent	Score	RPI	S	Opponent	Score	RPI	S	Opponent	Score
23	H	Drake	68 70	50	A	Butler	49 72	69	A	Missouri St.	58 71	125	H	IUPUI	59 64
								80	A	UNI	63 71	146	A	Southern Ill.	61 58
								80	H	UNI	51 71	149	A	Bradley	80 81
												149	H	Bradley	45 61
												155	A	Illinois St.	70 78
												155	H	Illinois St.	59 44
												168	N	UC Irvine	61 77
												185	A	Saint Louis	60 56
												194	A	Marshall	62 53
												196	A	Illinois	57 75
												220	A	Southeast Mo. St.	62 51
												241	A	Loyola Chicago	54 56
												241	H	Loyola Chicago	36 44
												285	A	Eastern Ill.	39 63
												310	A	Valparaiso	86 82
												310	H	Valparaiso	67 59
												332	A	Evansville	76 69
												337	A	Grand Canyon	88 81
												339	H	UIC	60 53
LAST 12 Division I GAMES:															
80	A	UNI	63 71	80	H	UNI	51 71								
310	H	Valparaiso	67 59	23	H	Drake	68 70								
241	H	Loyola Chicago	36 44	241	A	Loyola Chicago	54 56								
155	A	Illinois St.	70 78	310	A	Valparaiso	86 82								
149	A	Bradley	80 81	149	H	Bradley	45 61								
332	A	Evansville	76 69	155	H	Illinois St.	59 44								

Non-Div I Games: Davenport 79 43

Indiana St.

Average RPI Win: 251	WON-LOST	WINNING	LAST 10	STRENGTH OF	OPP. STRENGTH	TEAM	ADJ.	CONF.	ADJ CONF.
Average RPI Loss: 184	RECORD	PCT. RANK	GAMES	SCHEDULE	OF SCHEDULE	RPI	RPI	RPI	RPI
DIV. I ONLY	3- 24	345	0- 1	192	241	326	326	26	26
DIV. I NON-CONF.	1- 10	330	0- 0	60	78	280	280	27	27
TOTALS	RPI 1-25	RPI 26-50	W-L RECORDS	RPI 51-100	RPI 101-150	RPI 150+			
3- 24	0- 1	0- 1	OVERALL	0- 4	0- 3	3- 15			
2- 13	0- 1	0- 0	HOME	0- 3	0- 1	2- 8			
1- 11	0- 0	0- 1	AWAY	0- 1	0- 2	1- 7			
0- 0	0- 0	0- 0	NEUTRAL	0- 0	0- 0	0- 0			
1- 10	0- 1	0- 1	NON-CONFERENCE	0- 3	0- 2	1- 3			
1- 5	0- 1	0- 0	HOME	0- 2	0- 1	1- 1			
0- 5	0- 0	0- 1	AWAY	0- 1	0- 1	0- 2			
0- 0	0- 0	0- 0	NEUTRAL	0- 0	0- 0	0- 0			
2- 14	0- 0	0- 0	CONFERENCE	0- 1	0- 1	2- 12			
1- 8	0- 0	0- 0	HOME	0- 1	0- 0	1- 7			
1- 6	0- 0	0- 0	AWAY	0- 0	0- 1	1- 5			
0- 0	0- 0	0- 0	NEUTRAL	0- 0	0- 0	0- 0			

RPI 1-25				RPI 26-50				RPI 51-100				RPI 101+ Team's RPI: 326			
RPI	S	Opponent	Score	RPI	S	Opponent	Score	RPI	S	Opponent	Score	RPI	S	Opponent	Score
24	H	Central Mich.	39 82	47	A	Bucknell	43 81	58	H	Quinnipiac	39 76	119	H	Fordham	40 57
								65	H	Penn	43 66	132	A	Kansas	44 75
								81	A	Toledo	38 84	140	A	Marist	36 76
								93	H	St. John's (NY)	35 61	154	H	Stony Brook	51 53
												165	A	Temple	39 59
												186	A	Rider	64 75
												186	H	Rider	58 66
												192	H	George Washington	52 43
												222	A	Monmouth	52 51
												222	H	Monmouth	38 55
												246	A	Hofstra	49 74
												255	A	Niagara	53 72
												255	H	Niagara	46 58
												270	A	Siena	47 59
												270	H	Siena	45 66
												286	A	Manhattan	33 55
												286	H	Manhattan	52 54
												287	A	Canisius	47 67
												287	H	Canisius	40 48
												290	H	Fairfield	42 55
												338	H	Saint Peter's	61 57
LAST 12 Division I GAMES:															
286	H	Manhattan	52 54	287	A	Canisius	47 67								
338	H	Saint Peter's	61 57	58	H	Quinnipiac	39 76								
222	A	Monmouth	52 51	290	H	Fairfield	42 55								
186	A	Rider	64 75	140	A	Marist	36 76								
270	H	Siena	45 66	286	A	Manhattan	33 55								
255	A	Niagara	53 72	186	H	Rider	58 66								

Non-Div I Games:

Iona

■ Loss,
 ■ Non-Conf,
 S Site,
 ■ Home
 ■ Away
 N Neutral

Average RPI Win:	110	WON-LOST	WINNING	LAST 10	STRENGTH OF	OPP. STRENGTH	TEAM	ADJ.	CONF.	ADJ CONF.
Average RPI Loss:	39	RECORD	PCT. RANK	GAMES	SCHEDULE	OF SCHEDULE	RPI	RPI	RPI	RPI
DIV. I ONLY	21- 6	33	0- 1	11	42	8	8	4	4	
DIV. I NON-CONF.	9- 2	43	0- 1	10	46	10	10	6	6	
TOTALS	RPI 1-25	RPI 26-50	W-L RECORDS	RPI 51-100	RPI 101-150	RPI 150+				
21- 6	4- 2	2- 3	OVERALL	5- 1	4- 0	6- 0				
14- 0	3- 0	2- 0	HOME	3- 0	1- 0	5- 0				
6- 5	1- 1	0- 3	AWAY	1- 1	3- 0	1- 0				
1- 1	0- 1	0- 0	NEUTRAL	1- 0	0- 0	0- 0				
9- 2	2- 2	0- 0	NON-CONFERENCE	2- 0	2- 0	3- 0				
6- 0	1- 0	0- 0	HOME	1- 0	1- 0	3- 0				
2- 1	1- 1	0- 0	AWAY	0- 0	1- 0	0- 0				
1- 1	0- 1	0- 0	NEUTRAL	1- 0	0- 0	0- 0				
12- 4	2- 0	2- 3	CONFERENCE	3- 1	2- 0	3- 0				
8- 0	2- 0	2- 0	HOME	2- 0	0- 0	2- 0				
4- 4	0- 0	0- 3	AWAY	1- 1	2- 0	1- 0				
0- 0	0- 0	0- 0	NEUTRAL	0- 0	0- 0	0- 0				

RPI	S	Opponent	Score	RPI	S	Opponent	Score	RPI	S	Opponent	Score	RPI	S	Opponent	Score
1	A	Notre Dame	71 105	44	A	Michigan	81 90	51	N	West Virginia	84 81	102	A	Minnesota	81 63
9	H	Iowa St.	73 70	44	H	Michigan	75 61	73	A	Purdue	57 62	125	H	IUPUI	72 58
14	H	Maryland	86 73	46	A	Indiana	73 75	73	H	Purdue	72 58	127	A	Western Ky.	104 67
21	N	Florida St.	67 71	48	A	Michigan St.	70 84	78	A	Ohio St.	78 52	128	A	Penn St.	81 61
23	A	Drake	91 82	48	H	Michigan St.	86 71	80	H	UNI	83 57	174	H	Oral Roberts	90 77
25	H	Rutgers	72 66					82	H	Nebraska	77 71	184	H	Wisconsin	71 53
												196	A	Illinois	94 75
												196	H	Illinois	88 66
												209	H	Robert Morris	92 63
												340	H	N.C. Central	106 39
LAST 12 Division I GAMES:															
21	N	Florida St.	67 71	128	A	Penn St.	81 61								
46	A	Indiana	73 75	44	A	Michigan	81 90								
14	H	Maryland	86 73	73	H	Purdue	72 58								
196	H	Illinois	88 66	25	H	Rutgers	72 66								
78	A	Ohio St.	78 52	196	A	Illinois	94 75								
48	H	Michigan St.	86 71	44	H	Michigan	75 61								

Non-Div I Games:

Iowa

■ Loss,
 ■ Non-Conf, S Site,
 ■ Home
 ■ Away
 N Neutral

Average RPI Win:	109	WON-LOST	WINNING	LAST 10	STRENGTH OF	OPP. STRENGTH	TEAM	ADJ.	CONF.	ADJ CONF.
Average RPI Loss:	26	RECORD	PCT. RANK	GAMES	SCHEDULE	OF SCHEDULE	RPI	RPI	RPI	RPI
DIV. I ONLY	20- 6	36	3- 0	4	33	9	9	3	3	
DIV. I NON-CONF.	10- 2	37	3- 0	11	94	9	9	3	3	
TOTALS	RPI 1-25	RPI 26-50	W-L RECORDS	RPI 51-100	RPI 101-150	RPI 150+				
20- 6	2- 2	4- 3	OVERALL	4- 1	4- 0	6- 0				
15- 1	2- 0	3- 1	HOME	4- 0	2- 0	4- 0				
4- 5	0- 2	1- 2	AWAY	0- 1	2- 0	1- 0				
1- 0	0- 0	0- 0	NEUTRAL	0- 0	0- 0	1- 0				
10- 2	2- 1	1- 1	NON-CONFERENCE	3- 0	0- 0	4- 0				
9- 0	2- 0	1- 0	HOME	3- 0	0- 0	3- 0				
0- 2	0- 1	0- 1	AWAY	0- 0	0- 0	0- 0				
1- 0	0- 0	0- 0	NEUTRAL	0- 0	0- 0	1- 0				
10- 4	0- 1	3- 2	CONFERENCE	1- 1	4- 0	2- 0				
6- 1	0- 0	2- 1	HOME	1- 0	2- 0	1- 0				
4- 3	0- 1	1- 1	AWAY	0- 1	2- 0	1- 0				
0- 0	0- 0	0- 0	NEUTRAL	0- 0	0- 0	0- 0				

RPI	S	Opponent	Score	RPI	S	Opponent	Score	RPI	S	Opponent	Score	RPI	S	Opponent	Score
2	A	Baylor	69 84	29	H	Texas	62 64	51	A	West Virginia	64 73	117	A	Oklahoma St.	84 71
8	A	Iowa	70 73	32	A	South Dakota	59 64	51	H	West Virginia	77 61	117	H	Oklahoma St.	89 67
18	H	Miami (FL)	75 52	34	A	TCU	69 76	53	H	Auburn	67 64	132	A	Kansas	82 73
23	H	Drake	86 81	34	H	TCU	92 54	89	H	Arkansas	91 82	135	H	Texas Tech	105 66
				42	A	Kansas St.	81 52	97	H	Northern Ill.	70 60	151	A	Oklahoma	91 70
				42	H	Kansas St.	96 58					151	H	Oklahoma	104 78
				47	H	Bucknell	86 61					188	N	Eastern Mich.	85 59
												196	H	Prairie View	94 46
												243	H	North Dakota	87 35
												255	H	Niagara	95 35
LAST 12 Division I GAMES:															
97	H	Northern Ill.	70 60	51	H	West Virginia	77 61								
53	H	Auburn	67 64	42	A	Kansas St.	81 52								
18	H	Miami (FL)	75 52	135	H	Texas Tech	105 66								
151	A	Oklahoma	91 70	117	A	Oklahoma St.	84 71								
117	H	Oklahoma St.	89 67	2	A	Baylor	69 84								
34	A	TCU	69 76	151	H	Oklahoma	104 78								

Non-Div I Games:

Iowa St.

Average RPI Win:	289	WON-LOST	WINNING	LAST 10	STRENGTH OF	OPP. STRENGTH	TEAM	ADJ.	CONF.	ADJ CONF.
Average RPI Loss:	189	RECORD	PCT. RANK	GAMES	SCHEDULE	OF SCHEDULE	RPI	RPI	RPI	RPI
DIV. I ONLY	9- 13	232	1- 0	332	310	292	292	29	29	
DIV. I NON-CONF.	2- 7	288	0- 0	222	248	293	293	28	28	
TOTALS	RPI 1-25	RPI 26-50	W-L RECORDS	RPI 51-100	RPI 101-150	RPI 150+				
9- 13	0- 1	0- 0	OVERALL	0- 2	0- 0	9- 10				
5- 3	0- 0	0- 0	HOME	0- 0	0- 0	5- 3				
3- 9	0- 1	0- 0	AWAY	0- 2	0- 0	3- 6				
1- 1	0- 0	0- 0	NEUTRAL	0- 0	0- 0	1- 1				
2- 7	0- 1	0- 0	NON-CONFERENCE	0- 2	0- 0	2- 4				
1- 1	0- 0	0- 0	HOME	0- 0	0- 0	1- 1				
0- 5	0- 1	0- 0	AWAY	0- 2	0- 0	0- 2				
1- 1	0- 0	0- 0	NEUTRAL	0- 0	0- 0	1- 1				
7- 6	0- 0	0- 0	CONFERENCE	0- 0	0- 0	7- 6				
4- 2	0- 0	0- 0	HOME	0- 0	0- 0	4- 2				
3- 4	0- 0	0- 0	AWAY	0- 0	0- 0	3- 4				
0- 0	0- 0	0- 0	NEUTRAL	0- 0	0- 0	0- 0				

RPI 1-25			RPI 26-50			RPI 51-100			RPI 101+ Team's RPI: 292		
RPI	S	Opponent	Score	RPI	S	Opponent	Score	RPI	S	Opponent	Score
7	A	Mississippi St.	38 105					89	A	Arkansas	57 76
								94	A	UT Arlington	63 99
								160	N	Akron	57 74
								175	A	Southern U.	59 52
								175	H	Southern U.	74 76
								196	A	Prairie View	57 76
								196	H	Prairie View	80 89
								198	A	Grambling	77 74
								204	A	Memphis	67 68
								234	A	Texas Southern	67 76
								234	H	Texas Southern	73 64
								244	A	Louisiana	61 68
								260	A	Alabama St.	67 74
								282	H	Central Ark.	65 56
								295	A	Alabama A&M	55 58
								307	H	Southeastern La.	45 50
								329	H	Mississippi Val.	87 56
								339	N	UIC	72 57
								346	H	Ark.-Pine Bluff	60 41
								351	A	Alcorn	82 61
								351	H	Alcorn	88 66
LAST 12 Division I GAMES:											
234	H	Texas Southern	73 64	198	A	Grambling	77 74				
196	H	Prairie View	80 89	234	A	Texas Southern	67 76				
175	A	Southern U.	59 52	196	A	Prairie View	57 76				
351	A	Alcorn	82 61	175	H	Southern U.	74 76				
346	H	Ark.-Pine Bluff	60 41	351	H	Alcorn	88 66				
329	H	Mississippi Val.	87 56	260	A	Alabama St.	67 74				

Non-Div I Games: Spring Hill 105 57 Millsaps 88 38

Jackson St.

Loss, Non-Conf, S Site, H Home A Away N Neutral

Jacksonville

Through Games Of Feb. 22, 2019

Average RPI Win:	283	WON-LOST	WINNING	LAST 10	STRENGTH OF	OPP. STRENGTH	TEAM	ADJ.	CONF.	ADJ CONF.
Average RPI Loss:	173	RECORD	PCT. RANK	GAMES	SCHEDULE	OF SCHEDULE	RPI	RPI	RPI	RPI
DIV. I ONLY	10- 13	217	1- 0	273	281	228	228	24	24	
DIV. I NON-CONF.	4- 6	212	0- 0	143	290	181	181	26	26	
TOTALS	RPI 1-25	RPI 26-50	W-L RECORDS	RPI 51-100	RPI 101-150	RPI 150+				
10- 13	0- 2	0- 0	OVERALL	0- 2	0- 1	10- 8				
4- 4	0- 0	0- 0	HOME	0- 0	0- 0	4- 4				
6- 7	0- 2	0- 0	AWAY	0- 1	0- 1	6- 3				
0- 2	0- 0	0- 0	NEUTRAL	0- 1	0- 0	0- 1				
4- 6	0- 2	0- 0	NON-CONFERENCE	0- 1	0- 1	4- 2				
1- 1	0- 0	0- 0	HOME	0- 0	0- 0	1- 1				
3- 3	0- 2	0- 0	AWAY	0- 0	0- 1	3- 0				
0- 2	0- 0	0- 0	NEUTRAL	0- 1	0- 0	0- 1				
6- 7	0- 0	0- 0	CONFERENCE	0- 1	0- 0	6- 6				
3- 3	0- 0	0- 0	HOME	0- 0	0- 0	3- 3				
3- 4	0- 0	0- 0	AWAY	0- 1	0- 0	3- 3				
0- 0	0- 0	0- 0	NEUTRAL	0- 0	0- 0	0- 0				

RPI 1-25				RPI 26-50				RPI 51-100				RPI 101+ Team's RPI: 228			
RPI	S	Opponent	Score	RPI	S	Opponent	Score	RPI	S	Opponent	Score	RPI	S	Opponent	Score
17	A	Texas A&M	53 73					72	A	FGCU	58 82	128	A	Penn St.	61 80
21	A	Florida St.	46 79					75	N	Old Dominion	76 78	161	H	Mercer	71 66
												180	H	North Ala.	59 62
												205	A	Stetson	46 54
												205	H	Stetson	56 69
												214	A	Liberty	64 52
												214	H	Liberty	75 85
												215	H	Bethune-Cookman	56 58
												273	A	North Florida	80 72
												273	H	North Florida	75 63
												295	N	Alabama A&M	60 65
												298	A	Kennesaw St.	55 75
												298	H	Kennesaw St.	68 53
												301	A	Charleston So.	68 58
												312	A	FIU	73 62
												322	A	Lipscomb	58 61
												322	H	Lipscomb	62 47
												323	A	NJIT	61 56
												348	A	Savannah St.	68 58
LAST 12 Division I GAMES:															
273	H	North Florida	75 63	214	H	Liberty	75 85								
205	A	Stetson	46 54	273	A	North Florida	80 72								
322	A	Lipscomb	58 61	323	A	NJIT	61 56								
298	H	Kennesaw St.	68 53	180	H	North Ala.	59 62								
72	A	FGCU	58 82	214	A	Liberty	64 52								
205	H	Stetson	56 69	298	A	Kennesaw St.	55 75								

Non-Div I Games: Webber Int'l 73 39 Edward Waters 100 48 Warner 105 55

Jacksonville

Average RPI Win:	259	WON-LOST	WINNING	LAST 10	STRENGTH OF	OPP. STRENGTH	TEAM	ADJ.	CONF.	ADJ CONF.
Average RPI Loss:	132	RECORD	PCT. RANK	GAMES	SCHEDULE	OF SCHEDULE	RPI	RPI	RPI	RPI
DIV. I ONLY	12- 13	186	0- 1	203	244	193	193	21	21	
DIV. I NON-CONF.	5- 5	162	0- 1	242	195	186	186	21	21	
TOTALS	RPI 1-25	RPI 26-50	W-L RECORDS	RPI 51-100	RPI 101-150	RPI 150+				
12- 13	0- 0	0- 1	OVERALL	0- 3	2- 7	10- 2				
5- 6	0- 0	0- 1	HOME	0- 1	2- 2	3- 2				
7- 5	0- 0	0- 0	AWAY	0- 1	0- 4	7- 0				
0- 2	0- 0	0- 0	NEUTRAL	0- 1	0- 1	0- 0				
5- 5	0- 0	0- 1	NON-CONFERENCE	0- 1	1- 3	4- 0				
1- 2	0- 0	0- 1	HOME	0- 0	1- 1	0- 0				
4- 1	0- 0	0- 0	AWAY	0- 0	0- 1	4- 0				
0- 2	0- 0	0- 0	NEUTRAL	0- 1	0- 1	0- 0				
7- 8	0- 0	0- 0	CONFERENCE	0- 2	1- 4	6- 2				
4- 4	0- 0	0- 0	HOME	0- 1	1- 1	3- 2				
3- 4	0- 0	0- 0	AWAY	0- 1	0- 3	3- 0				
0- 0	0- 0	0- 0	NEUTRAL	0- 0	0- 0	0- 0				

RPI S	Opponent	Score	RPI S	Opponent	Score	RPI S	Opponent	Score	RPI S	Opponent	Score	Team's RPI: 193
43	H Miami (OH)	41 58	63	A Belmont	52 66	107	H Troy	63 89				
			63	H Belmont	41 64	123	H Georgia St.	61 56				
			91	N Harvard	62 69	135	A Texas Tech	58 71				
						136	A UT Martin	72 77				
						137	N Washington St.	51 64				
						138	A Tennessee Tech	59 62				
						138	H Tennessee Tech	49 66				
						142	A Morehead St.	55 66				
						142	H Morehead St.	68 57				
						200	A Ole Miss	60 49				
						220	A Southeast Mo. St.	56 39				
						248	H SIUE	47 51				
						252	H Austin Peay	67 56				
						271	H Murray St.	59 64				
						285	H Eastern Ill.	78 49				
						295	A Alabama A&M	55 48				
						299	A Tennessee St.	62 52				
						299	H Tennessee St.	76 73				
						322	A Lipscomb	58 46				
						325	A Eastern Ky.	53 44				
						347	A Florida A&M	62 31				
LAST 12 Division I GAMES:												
137	N Washington St.	51 64	252	H Austin Peay	67 56							
142	H Morehead St.	68 57	271	H Murray St.	59 64							
299	H Tennessee St.	76 73	142	A Morehead St.	55 66							
138	A Tennessee Tech	59 62	325	A Eastern Ky.	53 44							
220	A Southeast Mo. St.	56 39	138	H Tennessee Tech	49 66							
136	A UT Martin	72 77	63	H Belmont	41 64							

Non-Div I Games: Montevallo 84 52

Jacksonville St.

■ Loss,
 ■ Non-Conf,
 ■ S Site,
 ■ Home
 ■ A Away
 N Neutral

Average RPI Win:	182	WON-LOST	WINNING	LAST 10	STRENGTH OF	OPP. STRENGTH	TEAM	ADJ.	CONF.	ADJ CONF.
Average RPI Loss:	114	RECORD	PCT. RANK	GAMES	SCHEDULE	OF SCHEDULE	RPI	RPI	RPI	RPI
DIV. I ONLY	21- 4	16	1- 0	186	107	39	39	10	10	
DIV. I NON-CONF.	8- 3	72	0- 0	190	114	66	66	10	10	
TOTALS	RPI 1-25	RPI 26-50	W-L RECORDS	RPI 51-100	RPI 101-150	RPI 150+				
21- 4	0- 1	0- 0	OVERALL	5- 0	4- 2	12- 1				
12- 0	0- 0	0- 0	HOME	3- 0	3- 0	6- 0				
9- 4	0- 1	0- 0	AWAY	2- 0	1- 2	6- 1				
0- 0	0- 0	0- 0	NEUTRAL	0- 0	0- 0	0- 0				
8- 3	0- 1	0- 0	NON-CONFERENCE	2- 0	1- 1	5- 1				
5- 0	0- 0	0- 0	HOME	2- 0	1- 0	2- 0				
3- 3	0- 1	0- 0	AWAY	0- 0	0- 1	3- 1				
0- 0	0- 0	0- 0	NEUTRAL	0- 0	0- 0	0- 0				
13- 1	0- 0	0- 0	CONFERENCE	3- 0	3- 1	7- 0				
7- 0	0- 0	0- 0	HOME	1- 0	2- 0	4- 0				
6- 1	0- 0	0- 0	AWAY	2- 0	1- 1	3- 0				
0- 0	0- 0	0- 0	NEUTRAL	0- 0	0- 0	0- 0				

RPI 1-25				RPI 26-50				RPI 51-100				RPI 101+			
RPI	S	Opponent	Score	RPI	S	Opponent	Score	RPI	S	Opponent	Score	RPI	S	Opponent	Score
14	A	Maryland	63 87					62	A	Drexel	51 35	108	H	Towson	71 59
								87	A	Northeastern	58 51	113	H	Dayton	68 55
								87	H	Northeastern	84 49	115	A	Wake Forest	49 50
								93	H	St. John's (NY)	64 51	121	A	UNCW	63 66
								96	H	Georgetown	69 57	121	H	UNCW	58 51
												143	A	Delaware	68 43
												171	H	William & Mary	65 48
												192	H	George Washington	50 37
												206	A	Hampton	65 72
												209	A	Robert Morris	59 36
												212	A	Elon	74 46
												212	H	Elon	82 30
												214	A	Liberty	74 53
												246	A	Hofstra	59 44
												246	H	Hofstra	77 54
												281	H	Winthrop	56 39
												293	A	Col. of Charleston	91 50
												293	H	Col. of Charleston	76 35
												343	A	Delaware St.	103 57
LAST 12 Division I GAMES:															
212	A	Elon	74 46	212	H	Elon	82 30								
121	H	UNCW	58 51	171	H	William & Mary	65 48								
293	H	Col. of Charleston	76 35	293	A	Col. of Charleston	91 50								
246	A	Hofstra	59 44	121	A	UNCW	63 66								
87	A	Northeastern	58 51	87	H	Northeastern	84 49								
108	H	Towson	71 59	246	H	Hofstra	77 54								

Non-Div I Games:

James Madison

Kansas

Through Games Of Feb. 22, 2019

Average RPI Win:	187	WON-LOST	WINNING	LAST 10	STRENGTH OF	OPP. STRENGTH	TEAM	ADJ.	CONF.	ADJ CONF.
Average RPI Loss:	63	RECORD	PCT. RANK	GAMES	SCHEDULE	OF SCHEDULE	RPI	RPI	RPI	RPI
DIV. I ONLY	12- 13	186	1- 0	68	45	132	132	3	3	
DIV. I NON-CONF.	10- 1	17	1- 0	210	246	45	45	3	3	
TOTALS	RPI 1-25	RPI 26-50	W-L RECORDS	RPI 51-100	RPI 101-150	RPI 150+				
12- 13	0- 3	1- 4	OVERALL	1- 2	2- 3	8- 1				
8- 6	0- 2	0- 2	HOME	0- 0	0- 2	8- 0				
2- 7	0- 1	1- 2	AWAY	1- 2	0- 1	0- 1				
2- 0	0- 0	0- 0	NEUTRAL	0- 0	2- 0	0- 0				
10- 1	0- 0	0- 0	NON-CONFERENCE	1- 1	2- 0	7- 0				
7- 0	0- 0	0- 0	HOME	0- 0	0- 0	7- 0				
1- 1	0- 0	0- 0	AWAY	1- 1	0- 0	0- 0				
2- 0	0- 0	0- 0	NEUTRAL	0- 0	2- 0	0- 0				
2- 12	0- 3	1- 4	CONFERENCE	0- 1	0- 3	1- 1				
1- 6	0- 2	0- 2	HOME	0- 0	0- 2	1- 0				
1- 6	0- 1	1- 2	AWAY	0- 1	0- 1	0- 1				
0- 0	0- 0	0- 0	NEUTRAL	0- 0	0- 0	0- 0				

RPI	S	Opponent	Score	RPI	S	Opponent	Score	RPI	S	Opponent	Score	RPI	S	Opponent	Score	Team's RPI: 132
2	A	Baylor	40 80	29	A	Texas	43 62	51	A	West Virginia	50 71	117	H	Oklahoma St.	62 72	
2	H	Baylor	68 94	29	H	Texas	73 91	66	A	LSU	68 61	118	N	Northwestern	66 57	
9	H	Iowa St.	73 82	34	A	TCU	53 58	82	A	Nebraska	52 58	135	A	Texas Tech	66 69	
				42	A	Kansas St.	61 54					135	H	Texas Tech	71 75	
				42	H	Kansas St.	62 72					137	N	Washington St.	71 63	
												151	A	Oklahoma	67 78	
												151	H	Oklahoma	88 79	
												174	H	Oral Roberts	70 58	
												198	H	Grambling	76 45	
												211	H	George Mason	77 56	
												249	H	UMKC	67 55	
												276	H	Vermont	77 36	
												295	H	Alabama A&M	65 54	
												326	H	Iona	75 44	
LAST 12 Division I GAMES:																
118	N	Northwestern	66 57	51	A	West Virginia	50 71									
2	A	Baylor	40 80	151	H	Oklahoma	88 79									
135	H	Texas Tech	71 75	34	A	TCU	53 58									
151	A	Oklahoma	67 78	29	A	Texas	43 62									
29	H	Texas	73 91	117	H	Oklahoma St.	62 72									
42	H	Kansas St.	62 72	2	H	Baylor	68 94									

Non-Div I Games:

Kansas

Loss, Non-Conf, S Site, H Home A Away N Neutral

Average RPI Win:	269	WON-LOST	WINNING	LAST 10	STRENGTH OF	OPP. STRENGTH	TEAM	ADJ.	CONF.	ADJ CONF.
Average RPI Loss:	182	RECORD	PCT. RANK	GAMES	SCHEDULE	OF SCHEDULE	RPI	RPI	RPI	RPI
DIV. I ONLY	7- 17	279	1- 0	214	301	298	298	24	24	
DIV. I NON-CONF.	3- 9	271	0- 0	146	289	270	270	26	26	
TOTALS	RPI 1-25	RPI 26-50	W-L RECORDS	RPI 51-100	RPI 101-150	RPI 150+				
7- 17	0- 0	0- 2	OVERALL	0- 2	0- 2	7- 11				
6- 3	0- 0	0- 0	HOME	0- 1	0- 0	6- 2				
0- 10	0- 0	0- 1	AWAY	0- 0	0- 2	0- 7				
1- 4	0- 0	0- 1	NEUTRAL	0- 1	0- 0	1- 2				
3- 9	0- 0	0- 2	NON-CONFERENCE	0- 1	0- 2	3- 4				
2- 0	0- 0	0- 0	HOME	0- 0	0- 0	2- 0				
0- 5	0- 0	0- 1	AWAY	0- 0	0- 2	0- 2				
1- 4	0- 0	0- 1	NEUTRAL	0- 1	0- 0	1- 2				
4- 8	0- 0	0- 0	CONFERENCE	0- 1	0- 0	4- 7				
4- 3	0- 0	0- 0	HOME	0- 1	0- 0	4- 2				
0- 5	0- 0	0- 0	AWAY	0- 0	0- 0	0- 5				
0- 0	0- 0	0- 0	NEUTRAL	0- 0	0- 0	0- 0				

RPI S	Opponent	Score	RPI S	Opponent	Score	RPI S	Opponent	Score	RPI S	Opponent	Score	Team's RPI: 298
33	A Georgia Tech	60	72	H FGCU	69	123	A Georgia St.	79				
48	N Michigan St.	75	84	N Idaho St.	60	131	A Seton Hall	102				
						161	A Mercer	64				
						180	A North Ala.	80				
						180	H North Ala.	72				
						205	A Stetson	76				
						210	H Furman	63				
						213	A East Carolina	68				
						214	H Liberty	67				
						215	N Bethune-Cookman	64				
						228	A Jacksonville	68				
						228	H Jacksonville	55				
						273	A North Florida	74				
						273	H North Florida	71				
						280	H Ga. Southern	59				
						318	N UMBC	57				
						322	H Lipscomb	36				
						323	A NJIT	66				
						323	H NJIT	47				
						340	N N.C. Central	54				
LAST 12 Division I GAMES:												
180	H North Ala.	72	273	H North Florida	71							
322	H Lipscomb	36	180	A North Ala.	80							
273	A North Florida	74	72	H FGCU	69							
323	H NJIT	47	214	H Liberty	67							
228	A Jacksonville	68	228	H Jacksonville	55							
205	A Stetson	76	323	A NJIT	66							

Non-Div I Games: Middle Ga. St. 80 70

Kennesaw St.

Average RPI Win:	208	WON-LOST	WINNING	LAST 10	STRENGTH OF	OPP. STRENGTH	TEAM	ADJ.	CONF.	ADJ CONF.
Average RPI Loss:	68	RECORD	PCT. RANK	GAMES	SCHEDULE	OF SCHEDULE	RPI	RPI	RPI	RPI
DIV. I ONLY	14- 9	114	1- 0	92	113	79	79	7	7	
DIV. I NON-CONF.	6- 4	125	0- 0	145	163	97	97	8	8	
TOTALS	RPI 1-25	RPI 26-50	W-L RECORDS	RPI 51-100	RPI 101-150	RPI 150+				
14- 9	0- 2	0- 4	OVERALL	2- 1	1- 0	11- 2				
8- 2	0- 1	0- 0	HOME	1- 0	1- 0	6- 1				
6- 7	0- 1	0- 4	AWAY	1- 1	0- 0	5- 1				
0- 0	0- 0	0- 0	NEUTRAL	0- 0	0- 0	0- 0				
6- 4	0- 1	0- 1	NON-CONFERENCE	0- 1	1- 0	5- 1				
3- 1	0- 0	0- 0	HOME	0- 0	1- 0	2- 1				
3- 3	0- 1	0- 1	AWAY	0- 1	0- 0	3- 0				
0- 0	0- 0	0- 0	NEUTRAL	0- 0	0- 0	0- 0				
8- 5	0- 1	0- 3	CONFERENCE	2- 0	0- 0	6- 1				
5- 1	0- 1	0- 0	HOME	1- 0	0- 0	4- 0				
3- 4	0- 0	0- 3	AWAY	1- 0	0- 0	2- 1				
0- 0	0- 0	0- 0	NEUTRAL	0- 0	0- 0	0- 0				

RPI 1-25				RPI 26-50				RPI 51-100				Team's RPI: 79	RPI 101+			
RPI	S	Opponent	Score	RPI	S	Opponent	Score	RPI	S	Opponent	Score		RPI	S	Opponent	Score
10	A	NC State	61 78	28	A	North Carolina	60 73	74	A	Wright St.	55 61		122	H	Youngstown St.	62 34
24	H	Central Mich.	75 82	37	A	Ohio	81 83	81	A	Toledo	58 47		152	H	Duquesne	72 77
				40	A	Buffalo	66 75	97	H	Northern Ill.	87 78		160	H	Akron	73 58
				43	A	Miami (OH)	63 79						188	A	Eastern Mich.	67 54
													188	H	Eastern Mich.	71 64
													207	A	Ball St.	44 48
													209	A	Robert Morris	54 46
													221	H	Bowling Green	77 73
													230	A	St. Bonaventure	76 64
													251	H	Northern Ky.	62 61
													267	A	Western Mich.	56 52
													267	H	Western Mich.	55 51
													304	H	Oakland	75 65
													323	A	NJIT	57 40
LAST 12 Division I GAMES:																
267	A	Western Mich.	56 52	43	A	Miami (OH)	63 79									
221	H	Bowling Green	77 73	207	A	Ball St.	44 48									
188	A	Eastern Mich.	67 54	24	H	Central Mich.	75 82									
40	A	Buffalo	66 75	37	A	Ohio	81 83									
267	H	Western Mich.	55 51	81	A	Toledo	58 47									
160	H	Akron	73 58	97	H	Northern Ill.	87 78									

Non-Div I Games: Clarion 92 38

Kent St.

Kentucky

Through Games Of Feb. 22, 2019

Average RPI Win:	136	WON-LOST	WINNING	LAST 10	STRENGTH OF	OPP. STRENGTH	TEAM	ADJ.	CONF.	ADJ CONF.
Average RPI Loss:	49	RECORD	PCT. RANK	GAMES	SCHEDULE	OF SCHEDULE	RPI	RPI	RPI	RPI
DIV. I ONLY	22- 5	21	1- 0	51	38	19	19	5	5	
DIV. I NON-CONF.	13- 1	9	0- 0	108	72	17	17	5	5	
TOTALS	RPI 1-25	RPI 26-50	W-L RECORDS	RPI 51-100	RPI 101-150	RPI 150+				
22- 5	1- 4	4- 0	OVERALL	4- 0	5- 0	8- 1				
14- 2	0- 1	1- 0	HOME	2- 0	3- 0	8- 1				
5- 3	1- 3	1- 0	AWAY	2- 0	1- 0	0- 0				
3- 0	0- 0	2- 0	NEUTRAL	0- 0	1- 0	0- 0				
13- 1	0- 1	2- 0	NON-CONFERENCE	1- 0	4- 0	6- 0				
10- 0	0- 0	0- 0	HOME	1- 0	3- 0	6- 0				
0- 1	0- 1	0- 0	AWAY	0- 0	0- 0	0- 0				
3- 0	0- 0	2- 0	NEUTRAL	0- 0	1- 0	0- 0				
9- 4	1- 3	2- 0	CONFERENCE	3- 0	1- 0	2- 1				
4- 2	0- 1	1- 0	HOME	1- 0	0- 0	2- 1				
5- 2	1- 2	1- 0	AWAY	2- 0	1- 0	0- 0				
0- 0	0- 0	0- 0	NEUTRAL	0- 0	0- 0	0- 0				

RPI 1-25				Team's RPI: 19		RPI 26-50				RPI 51-100				RPI 101+			
RPI	S	Opponent	Score	RPI	S	Opponent	Score	RPI	S	Opponent	Score	RPI	S	Opponent	Score		
3	A	Louisville	75 80	27	H	Missouri	52 41	53	A	Auburn	78 68	105	H	Virginia	63 51		
7	A	Mississippi St.	71 86	28	N	North Carolina	85 75	64	H	Middle Tenn.	72 55	126	H	High Point	71 49		
17	A	Texas A&M	71 73	31	N	UCLA	75 74	66	A	LSU	64 60	130	N	South Fla.	85 63		
20	A	South Carolina	65 57	41	A	Tennessee	73 71	89	H	Arkansas	61 59	134	A	Alabama	68 53		
20	H	South Carolina	70 74									142	H	Morehead St.	87 57		
												175	H	Southern U.	91 41		
												200	H	Ole Miss	49 55		
												201	H	Vanderbilt	77 55		
												218	H	Florida	62 51		
												225	H	Sacred Heart	71 43		
												253	H	Rhode Island	75 52		
												260	H	Alabama St.	87 35		
												271	H	Murray St.	88 49		
												335	H	Western Caro.	99 39		
LAST 12 Division I GAMES:																	
20	A	South Carolina	65 57	17	A	Texas A&M	71 73										
89	H	Arkansas	61 59	27	H	Missouri	52 41										
134	A	Alabama	68 53	66	A	LSU	64 60										
53	A	Auburn	78 68	200	H	Ole Miss	49 55										
218	H	Florida	62 51	41	A	Tennessee	73 71										
20	H	South Carolina	70 74	7	A	Mississippi St.	71 86										

Non-Div I Games:

Kentucky

■ Loss,
■ Non-Conf, S Site,
■ Home
■ Away
N Neutral

Average RPI Win:	264	WON-LOST	WINNING	LAST 10	STRENGTH OF	OPP. STRENGTH	TEAM	ADJ.	CONF.	ADJ CONF.
Average RPI Loss:	263	RECORD	PCT. RANK	GAMES	SCHEDULE	OF SCHEDULE	RPI	RPI	RPI	RPI
DIV. I ONLY	3- 21	336	1- 0	334	350	350	350	31	31	
DIV. I NON-CONF.	1- 10	330	0- 0	331	346	351	351	31	31	
TOTALS	RPI 1-25	RPI 26-50	W-L RECORDS	RPI 51-100	RPI 101-150	RPI 150+				
3- 21	0- 0	0- 1	OVERALL	0- 0	0- 1	3- 19				
3- 8	0- 0	0- 0	HOME	0- 0	0- 0	3- 8				
0- 12	0- 0	0- 1	AWAY	0- 0	0- 1	0- 10				
0- 1	0- 0	0- 0	NEUTRAL	0- 0	0- 0	0- 1				
1- 10	0- 0	0- 1	NON-CONFERENCE	0- 0	0- 1	1- 8				
1- 3	0- 0	0- 0	HOME	0- 0	0- 0	1- 3				
0- 6	0- 0	0- 1	AWAY	0- 0	0- 1	0- 4				
0- 1	0- 0	0- 0	NEUTRAL	0- 0	0- 0	0- 1				
2- 11	0- 0	0- 0	CONFERENCE	0- 0	0- 0	2- 11				
2- 5	0- 0	0- 0	HOME	0- 0	0- 0	2- 5				
0- 6	0- 0	0- 0	AWAY	0- 0	0- 0	0- 6				
0- 0	0- 0	0- 0	NEUTRAL	0- 0	0- 0	0- 0				

RPI 1-25				RPI 26-50				RPI 51-100				RPI 101+				Team's RPI: 350
RPI	S	Opponent	Score	RPI	S	Opponent	Score	RPI	S	Opponent	Score	RPI	S	Opponent	Score	
				44	A	Michigan	38 83					139	A	Lehigh	38 72	
												168	N	UC Irvine	71 84	
												209	H	Robert Morris	37 89	
												216	H	Saint Francis (PA)	66 80	
												225	A	Sacred Heart	53 75	
												225	H	Sacred Heart	69 64	
												240	A	Mt. St. Mary's	45 61	
												240	H	Mt. St. Mary's	71 61	
												263	A	St. Francis Brooklyn	64 87	
												263	H	St. Francis Brooklyn	67 79	
												268	H	Army West Point	42 57	
												286	A	Manhattan	46 61	
												290	A	Fairfield	43 71	
												303	A	Wagner	62 72	
												303	H	Wagner	62 66	
												315	A	Bryant	62 69	
												316	A	Central Conn. St.	57 63	
												323	H	NJIT	51 72	
												327	H	Lafayette	55 50	
												328	H	UMass Lowell	64 69	
												337	A	Grand Canyon	62 65	
												338	A	Saint Peter's	59 86	
												345	H	Fairleigh Dickinson	52 69	
LAST 12 Division I GAMES:																
				225	H	Sacred Heart	69 64					240	A	Mt. St. Mary's	45 61	
				263	A	St. Francis Brooklyn	64 87					263	H	St. Francis Brooklyn	67 79	
				240	H	Mt. St. Mary's	71 61					345	H	Fairleigh Dickinson	52 69	
				303	H	Wagner	62 66					209	H	Robert Morris	37 89	
				303	A	Wagner	62 72					216	H	Saint Francis (PA)	66 80	
				316	A	Central Conn. St.	57 63					225	A	Sacred Heart	53 75	

Non-Div I Games:

LIU Brooklyn

Average RPI Win:	152	WON-LOST	WINNING	LAST 10	STRENGTH OF	OPP. STRENGTH	TEAM	ADJ.	CONF.	ADJ CONF.
Average RPI Loss:	57	RECORD	PCT. RANK	GAMES	SCHEDULE	OF SCHEDULE	RPI	RPI	RPI	RPI
DIV. I ONLY	16- 9	96	1- 0	47	54	66	66	5	5	
DIV. I NON-CONF.	9- 3	61	0- 0	116	132	78	78	5	5	
<hr/>										
TOTALS	RPI 1-25	RPI 26-50	W-L RECORDS	RPI 51-100	RPI 101-150	RPI 150+				
16- 9	2- 5	1- 1	OVERALL	2- 0	3- 3	8- 0				
11- 5	1- 3	1- 0	HOME	2- 0	2- 2	5- 0				
5- 4	1- 2	0- 1	AWAY	0- 0	1- 1	3- 0				
0- 0	0- 0	0- 0	NEUTRAL	0- 0	0- 0	0- 0				
9- 3	1- 1	0- 0	NON-CONFERENCE	1- 0	2- 2	5- 0				
7- 2	0- 0	0- 0	HOME	1- 0	2- 2	4- 0				
2- 1	1- 1	0- 0	AWAY	0- 0	0- 0	1- 0				
0- 0	0- 0	0- 0	NEUTRAL	0- 0	0- 0	0- 0				
7- 6	1- 4	1- 1	CONFERENCE	1- 0	1- 1	3- 0				
4- 3	1- 3	1- 0	HOME	1- 0	0- 0	1- 0				
3- 3	0- 1	0- 1	AWAY	0- 0	1- 1	2- 0				
0- 0	0- 0	0- 0	NEUTRAL	0- 0	0- 0	0- 0				

RPI 1-25				RPI 26-50				RPI 51-100				RPI 101+			
RPI	S	Opponent	Score	RPI	S	Opponent	Score	RPI	S	Opponent	Score	RPI	S	Opponent	Score
7	H	Mississippi St.	35 68	27	H	Missouri	61 51	60	H	Little Rock	60 45	103	A	Georgia	50 63
17	A	Texas A&M	55 59	41	A	Tennessee	65 74	89	H	Arkansas	71 34	115	H	Northern Colo.	62 57
17	H	Texas A&M	63 52									130	H	South Fla.	78 49
19	H	Kentucky	60 64									132	H	Kansas	61 68
20	H	South Carolina	53 76									134	A	Alabama	62 56
21	A	Florida St.	58 45									150	H	Tulane	54 56
25	A	Rutgers	43 57									173	H	Nicholls St.	76 44
												179	H	Sam Houston St.	66 52
												200	A	Ole Miss	55 41
												201	A	Vanderbilt	79 68
												218	H	Florida	69 51
												244	A	Louisiana	76 54
												307	H	Southeastern La.	72 52
												314	H	McNeese	86 36
<hr/>															
LAST 12 Division I GAMES:															
218	H	Florida	69 51	41	A	Tennessee	65 74								
201	A	Vanderbilt	79 68	134	A	Alabama	62 56								
17	A	Texas A&M	55 59	19	H	Kentucky	60 64								
89	H	Arkansas	71 34	20	H	South Carolina	53 76								
27	H	Missouri	61 51	200	A	Ole Miss	55 41								
7	H	Mississippi St.	35 68	17	H	Texas A&M	63 52								

Non-Div I Games:

LSU

■ Loss,
■ Non-Conf, S Site,
■ Home
■ Away
N Neutral

RPI 1-25				RPI 26-50				RPI 51-100				RPI 101+ Team's RPI: 291			
RPI	S	Opponent	Score	RPI	S	Opponent	Score	RPI	S	Opponent	Score	RPI	S	Opponent	Score
22	A	Oregon St.	46 100					56	A	Villanova	68 81	108	A	Towson	68 92
								62	H	Drexel	43 58	110	N	Pepperdine	62 55
								65	A	Penn	34 65	113	A	Dayton	45 84
								91	A	Harvard	43 88	119	H	Fordham	54 65
								93	H	St. John's (NY)	57 83	141	A	Davidson	61 80
								98	A	VCU	38 68	152	H	Duquesne	62 66
								100	A	Providence	47 77	165	A	Temple	47 75
												185	A	Saint Louis	58 69
												192	H	George Washington	59 67
												209	A	Robert Morris	39 67
												211	A	George Mason	42 59
												229	H	Massachusetts	60 74
												235	H	Howard	54 57
												242	A	Saint Joseph's	57 60
												242	H	Saint Joseph's	63 64
												251	N	Northern Ky.	74 56
												253	H	Rhode Island	77 71
												265	H	Richmond	60 74
												275	H	Norfolk St.	62 52
LAST 12 Division I GAMES:															
242	H	Saint Joseph's	63 64	265	H	Richmond	60 74								
211	A	George Mason	42 59	152	H	Duquesne	62 66								
185	A	Saint Louis	58 69	242	A	Saint Joseph's	57 60								
253	H	Rhode Island	77 71	192	H	George Washington	59 67								
141	A	Davidson	61 80	229	H	Massachusetts	60 74								
119	H	Fordham	54 65	98	A	VCU	38 68								

La Salle

La.-Monroe

Through Games Of Feb. 22, 2019

Average RPI Win:	304	WON-LOST	WINNING	LAST 10	STRENGTH OF	OPP. STRENGTH	TEAM	ADJ.	CONF.	ADJ CONF.
Average RPI Loss:	179	RECORD	PCT. RANK	GAMES	SCHEDULE	OF SCHEDULE	RPI	RPI	RPI	RPI
DIV. I ONLY	6- 16	288	0- 1	329	198	317	317	12	12	
DIV. I NON-CONF.	4- 5	190	0- 0	350	334	319	319	14	14	
TOTALS	RPI 1-25	RPI 26-50	W-L RECORDS	RPI 51-100	RPI 101-150	RPI 150+				
6- 16	0- 0	0- 0	OVERALL	0- 1	0- 6	6- 9				
3- 6	0- 0	0- 0	HOME	0- 0	0- 2	3- 4				
3- 10	0- 0	0- 0	AWAY	0- 1	0- 4	3- 5				
0- 0	0- 0	0- 0	NEUTRAL	0- 0	0- 0	0- 0				
4- 5	0- 0	0- 0	NON-CONFERENCE	0- 0	0- 1	4- 4				
2- 1	0- 0	0- 0	HOME	0- 0	0- 0	2- 1				
2- 4	0- 0	0- 0	AWAY	0- 0	0- 1	2- 3				
0- 0	0- 0	0- 0	NEUTRAL	0- 0	0- 0	0- 0				
2- 11	0- 0	0- 0	CONFERENCE	0- 1	0- 5	2- 5				
1- 5	0- 0	0- 0	HOME	0- 0	0- 2	1- 3				
1- 6	0- 0	0- 0	AWAY	0- 1	0- 3	1- 2				
0- 0	0- 0	0- 0	NEUTRAL	0- 0	0- 0	0- 0				

RPI 1-25			RPI 26-50			RPI 51-100				RPI 101+ Team's RPI: 317							
RPI	S	Opponent	Score	RPI	S	Opponent	Score	RPI	S	Opponent	Score	RPI	S	Opponent	Score		
								60	A	Little Rock	44	63	104	A	South Alabama	49	77
													107	A	Troy	56	78
													123	A	Georgia St.	46	68
													123	H	Georgia St.	41	56
													135	A	Texas Tech	42	86
													148	H	Appalachian St.	58	80
													172	H	Texas St.	51	62
													173	H	Nicholls St.	54	55
													176	H	Coastal Caro.	54	79
													181	A	Arkansas St.	54	64
													227	A	SMU	38	49
													244	A	Louisiana	45	52
													244	H	Louisiana	52	55
													280	A	Ga. Southern	80	62
													280	H	Ga. Southern	58	57
													296	A	New Orleans	57	44
													307	A	Southeastern La.	42	49
													314	H	McNeese	69	60
													324	A	Northwestern St.	63	55
													329	H	Mississippi Val.	72	65
													341	A	Houston Baptist	60	68
LAST 12 Division I GAMES:																	
				172	H	Texas St.	51	62		104	A	South Alabama	49	77			
				244	H	Louisiana	52	55		107	A	Troy	56	78			
				280	A	Ga. Southern	80	62		244	A	Louisiana	45	52			
				123	A	Georgia St.	46	68		123	H	Georgia St.	41	56			
				148	H	Appalachian St.	58	80		280	H	Ga. Southern	58	57			
				176	H	Coastal Caro.	54	79		181	A	Arkansas St.	54	64			

Non-Div I Games: LSU-Alexandria 93 62 Ark.-Monticello 70 39

La.-Monroe

Loss, Non-Conf, S Site, H Home A Away N Neutral

Lafayette

Through Games Of Feb. 22, 2019

Average RPI Win:	257	WON-LOST	WINNING	LAST 10	STRENGTH OF	OPP. STRENGTH	TEAM	ADJ.	CONF.	ADJ CONF.
Average RPI Loss:	218	RECORD	PCT. RANK	GAMES	SCHEDULE	OF SCHEDULE	RPI	RPI	RPI	RPI
DIV. I ONLY	7- 18	284	0- 1	320	282	327	327	18	18	
DIV. I NON-CONF.	5- 6	177	0- 1	348	342	326	326	22	22	
TOTALS	RPI 1-25	RPI 26-50	W-L RECORDS	RPI 51-100	RPI 101-150	RPI 150+				
7- 18	0- 0	0- 2	OVERALL	0- 1	0- 2	7- 13				
5- 7	0- 0	0- 1	HOME	0- 0	0- 1	5- 5				
2- 10	0- 0	0- 1	AWAY	0- 1	0- 0	2- 8				
0- 1	0- 0	0- 0	NEUTRAL	0- 0	0- 1	0- 0				
5- 6	0- 0	0- 0	NON-CONFERENCE	0- 0	0- 1	5- 5				
3- 2	0- 0	0- 0	HOME	0- 0	0- 0	3- 2				
2- 3	0- 0	0- 0	AWAY	0- 0	0- 0	2- 3				
0- 1	0- 0	0- 0	NEUTRAL	0- 0	0- 1	0- 0				
2- 12	0- 0	0- 2	CONFERENCE	0- 1	0- 1	2- 8				
2- 5	0- 0	0- 1	HOME	0- 0	0- 1	2- 3				
0- 7	0- 0	0- 1	AWAY	0- 1	0- 0	0- 5				
0- 0	0- 0	0- 0	NEUTRAL	0- 0	0- 0	0- 0				

RPI S	Opponent	Score	RPI S	Opponent	Score	RPI S	Opponent	Score	RPI S	Opponent	Score	Team's RPI: 327
47	A Bucknell	43 75	47	H Bucknell	47 56	85	A American	45 60	139	H Lehigh	43 70	
									143	N Delaware	47 65	
									157	H Boston U.	44 47	
									203	A Holy Cross	53 56	
									203	H Holy Cross	73 63	
									222	H Monmouth	73 69	
									226	H Cornell	59 62	
									231	H Albany (NY)	67 66	
									232	A Navy	53 65	
									232	H Navy	55 42	
									256	A Colgate	49 60	
									262	H Binghamton	59 50	
									268	A Army West Point	50 65	
									268	H Army West Point	40 64	
									286	A Manhattan	49 60	
									289	A Loyola Maryland	50 62	
									289	H Loyola Maryland	52 55	
									297	A Fla. Atlantic	49 53	
									303	A Wagner	66 43	
									338	H Saint Peter's	60 62	
									345	A Fairleigh Dickinson	63 57	
									350	A LIU Brooklyn	50 55	
LAST 12 Division I GAMES:												
143	N Delaware	47 65	157	H Boston U.	44 47							
232	A Navy	53 65	85	A American	45 60							
289	H Loyola Maryland	52 55	232	H Navy	55 42							
268	H Army West Point	40 64	289	A Loyola Maryland	50 62							
47	A Bucknell	43 75	268	A Army West Point	50 65							
203	A Holy Cross	53 56	47	H Bucknell	47 56							

Non-Div I Games:

Lafayette

Loss, Non-Conf, S Site, H Home A Away N Neutral

Average RPI Win:	237	WON-LOST	WINNING	LAST 10	STRENGTH OF	OPP. STRENGTH	TEAM	ADJ.	CONF.	ADJ CONF.
Average RPI Loss:	66	RECORD	PCT. RANK	GAMES	SCHEDULE	OF SCHEDULE	RPI	RPI	RPI	RPI
DIV. I ONLY	16- 5	45	0- 0	182	212	67	67	25	25	
DIV. I NON-CONF.	3- 4	199	0- 0	12	17	32	32	23	23	

TOTALS	RPI 1-25	RPI 26-50	W-L RECORDS	RPI 51-100	RPI 101-150	RPI 150+
16- 5	1- 1	0- 2	OVERALL	0- 1	1- 0	14- 1
8- 0	0- 0	0- 0	HOME	0- 0	1- 0	7- 0
8- 4	1- 1	0- 1	AWAY	0- 1	0- 0	7- 1
0- 1	0- 0	0- 1	NEUTRAL	0- 0	0- 0	0- 0
3- 4	1- 1	0- 2	NON-CONFERENCE	0- 0	1- 0	1- 1
1- 0	0- 0	0- 0	HOME	0- 0	1- 0	0- 0
2- 3	1- 1	0- 1	AWAY	0- 0	0- 0	1- 1
0- 1	0- 0	0- 1	NEUTRAL	0- 0	0- 0	0- 0
13- 1	0- 0	0- 0	CONFERENCE	0- 1	0- 0	13- 0
7- 0	0- 0	0- 0	HOME	0- 0	0- 0	7- 0
6- 1	0- 0	0- 0	AWAY	0- 1	0- 0	6- 0
0- 0	0- 0	0- 0	NEUTRAL	0- 0	0- 0	0- 0

RPI 1-25				RPI 26-50				RPI 51-100				RPI 101+			
RPI	S	Opponent	Score	RPI	S	Opponent	Score	RPI	S	Opponent	Score	RPI	S	Opponent	Score
7	A	Mississippi St.	53 104	37	N	Ohio	62 87	76	A	SFA	58 70	106	H	Pacific	82 66
17	A	Texas A&M	74 68	42	A	Kansas St.	55 73					164	A	Abilene Christian	63 60
												166	A	Denver	110 117
												173	H	Nicholls St.	78 65
												179	A	Sam Houston St.	83 72
												179	H	Sam Houston St.	81 76
												244	A	Louisiana	79 77
												250	H	A&M-Corpus Christi	76 58
												282	H	Central Ark.	57 37
												296	A	New Orleans	79 57
												305	A	Incarinate Word	77 51
												305	H	Incarinate Word	79 53
												307	H	Southeastern La.	94 54
												314	A	McNeese	64 62
												324	A	Northwestern St.	94 70
												341	H	Houston Baptist	63 50
LAST 12 Division I GAMES:															
305	H	Incarinate Word	79 53	173	H	Nicholls St.	78 65								
179	H	Sam Houston St.	81 76	179	A	Sam Houston St.	83 72								
324	A	Northwestern St.	94 70	305	A	Incarinate Word	77 51								
76	A	SFA	58 70	307	H	Southeastern La.	94 54								
164	A	Abilene Christian	63 60	282	H	Central Ark.	57 37								
314	A	McNeese	64 62	296	A	New Orleans	79 57								

Non-Div I Games: LeTourneau 104 27 Louisiana Col. 94 43 McMurry 100 37 Howard Payne 93 37 Lamar University

Average RPI Win: 263	WON-LOST	WINNING	LAST 10	STRENGTH OF	OPP. STRENGTH	TEAM	ADJ.	CONF.	ADJ CONF.
Average RPI Loss: 85	RECORD	PCT. RANK	GAMES	SCHEDULE	OF SCHEDULE	RPI	RPI	RPI	RPI
DIV. I ONLY	15- 9	102	0- 1	160	232	139	139	18	18
DIV. I NON-CONF.	7- 3	83	0- 1	192	256	144	144	22	22
TOTALS	RPI 1-25	RPI 26-50	W-L RECORDS	RPI 51-100	RPI 101-150	RPI 150+			
15- 9	0- 1	0- 2	OVERALL	0- 3	0- 1	15- 2			
9- 5	0- 0	0- 1	HOME	0- 2	0- 1	9- 1			
6- 4	0- 1	0- 1	AWAY	0- 1	0- 0	6- 1			
0- 0	0- 0	0- 0	NEUTRAL	0- 0	0- 0	0- 0			
7- 3	0- 1	0- 0	NON-CONFERENCE	0- 1	0- 1	7- 0			
5- 2	0- 0	0- 0	HOME	0- 1	0- 1	5- 0			
2- 1	0- 1	0- 0	AWAY	0- 0	0- 0	2- 0			
0- 0	0- 0	0- 0	NEUTRAL	0- 0	0- 0	0- 0			
8- 6	0- 0	0- 2	CONFERENCE	0- 2	0- 0	8- 2			
4- 3	0- 0	0- 1	HOME	0- 1	0- 0	4- 1			
4- 3	0- 0	0- 1	AWAY	0- 1	0- 0	4- 1			
0- 0	0- 0	0- 0	NEUTRAL	0- 0	0- 0	0- 0			

RPI 1-25				RPI 26-50				RPI 51-100				RPI 101+ Team's RPI: 139			
RPI	S	Opponent	Score	RPI	S	Opponent	Score	RPI	S	Opponent	Score	RPI	S	Opponent	Score
1	A	Notre Dame	68 95	47	A	Bucknell	53 71	56	H	Villanova	48 70	133	H	Charlotte	60 62
				47	H	Bucknell	68 73	85	A	American	47 50	157	A	Boston U.	45 58
								85	H	American	53 61	157	H	Boston U.	48 52
												203	H	Holy Cross	64 55
												222	H	Monmouth	63 48
												225	H	Sacred Heart	70 66
												226	H	Cornell	67 54
												232	A	Navy	56 38
												232	H	Navy	66 55
												256	A	Colgate	75 63
												256	H	Colgate	86 58
												262	A	Binghamton	65 55
												268	A	Army West Point	73 50
												275	H	Norfolk St.	62 41
												289	H	Loyola Maryland	51 42
												316	A	Central Conn. St.	88 62
												327	A	Lafayette	70 43
												350	H	LIU Brooklyn	72 38
LAST 12 Division I GAMES:															
133	H	Charlotte	60 62	289	H	Loyola Maryland	51 42	256	A	Colgate	75 63	268	A	Army West Point	73 50
85	A	American	47 50	256	H	Colgate	86 58	47	H	Bucknell	68 73	85	H	American	53 61
157	H	Boston U.	48 52	47	A	Bucknell	53 71	157	A	Boston U.	45 58				
232	H	Navy	66 55												

Non-Div I Games: Kutztown 73 39

Lehigh

■ Loss,
 ■ Non-Conf,
 S Site,
 ■ Home
 ■ Away
 N Neutral

Average RPI Win:	257	WON-LOST	WINNING	LAST 10	STRENGTH OF	OPP. STRENGTH	TEAM	ADJ.	CONF.	ADJ CONF.
Average RPI Loss:	157	RECORD	PCT. RANK	GAMES	SCHEDULE	OF SCHEDULE	RPI	RPI	RPI	RPI
DIV. I ONLY	10- 14	221	0- 1	193	248	214	214	24	24	
DIV. I NON-CONF.	3- 9	271	0- 1	136	207	243	243	26	26	
TOTALS	RPI 1-25	RPI 26-50	W-L RECORDS	RPI 51-100	RPI 101-150	RPI 150+				
10- 14	0- 1	0- 1	OVERALL	0- 3	0- 1	10- 8				
4- 5	0- 0	0- 1	HOME	0- 2	0- 0	4- 2				
5- 6	0- 0	0- 0	AWAY	0- 1	0- 0	5- 5				
1- 3	0- 1	0- 0	NEUTRAL	0- 0	0- 1	1- 1				
3- 9	0- 1	0- 1	NON-CONFERENCE	0- 1	0- 1	3- 5				
1- 2	0- 0	0- 1	HOME	0- 1	0- 0	1- 0				
1- 4	0- 0	0- 0	AWAY	0- 0	0- 0	1- 4				
1- 3	0- 1	0- 0	NEUTRAL	0- 0	0- 1	1- 1				
7- 5	0- 0	0- 0	CONFERENCE	0- 2	0- 0	7- 3				
3- 3	0- 0	0- 0	HOME	0- 1	0- 0	3- 2				
4- 2	0- 0	0- 0	AWAY	0- 1	0- 0	4- 1				
0- 0	0- 0	0- 0	NEUTRAL	0- 0	0- 0	0- 0				

RPI S	Opponent	Score	RPI S	Opponent	Score	RPI S	Opponent	Score	RPI S	Opponent	Score	Team's RPI: 214
15 N	UCF	45 53	39 H	James Madison	53 74	59 H	Virginia Tech	61 72	133 N	Charlotte	61 63	
						72 A	FGCU	50 68	152 N	Duquesne	55 51	
						72 H	FGCU	64 65	158 A	Chattanooga	60 75	
									180 A	North Ala.	61 57	
									205 A	Stetson	52 69	
									205 H	Stetson	56 68	
									213 A	East Carolina	63 66	
									215 A	Bethune-Cookman	76 81	
									216 H	Saint Francis (PA)	82 53	
									228 A	Jacksonville	85 75	
									228 H	Jacksonville	52 64	
									258 A	ETSU	89 86	
									273 H	North Florida	69 53	
									275 N	Norfolk St.	53 66	
									298 A	Kennesaw St.	67 61	
									311 A	UNC Greensboro	45 48	
									322 A	Lipscomb	77 60	
									322 H	Lipscomb	74 60	
									323 H	NJIT	58 47	
LAST 12 Division I GAMES:												
275 N	Norfolk St.	53 66	322 A	Lipscomb	77 60							
180 A	North Ala.	61 57	228 A	Jacksonville	85 75							
322 H	Lipscomb	74 60	273 H	North Florida	69 53							
72 H	FGCU	64 65	298 A	Kennesaw St.	67 61							
205 H	Stetson	56 68	228 H	Jacksonville	52 64							
323 H	NJIT	58 47	205 A	Stetson	52 69							

Non-Div I Games: West Chester 61 42

Liberty

■ Loss,
■ Non-Conf,
■ S Site,
■ H Home
■ A Away
N Neutral

Average RPI Win: 274	WON-LOST	WINNING	LAST 10	STRENGTH OF	OPP. STRENGTH	TEAM	ADJ.	CONF.	ADJ CONF.
Average RPI Loss: 186	RECORD	PCT. RANK	GAMES	SCHEDULE	OF SCHEDULE	RPI	RPI	RPI	RPI
DIV. I ONLY	3- 23	343	0- 1	173	293	322	322	24	24
DIV. I NON-CONF.	2- 11	316	0- 0	130	299	285	285	26	26
TOTALS	RPI 1-25	RPI 26-50	W-L RECORDS	RPI 51-100	RPI 101-150	RPI 150+			
3- 23	0- 0	0- 1	OVERALL	0- 4	0- 4	3- 14			
2- 9	0- 0	0- 0	HOME	0- 1	0- 2	2- 6			
1- 14	0- 0	0- 1	AWAY	0- 3	0- 2	1- 8			
0- 0	0- 0	0- 0	NEUTRAL	0- 0	0- 0	0- 0			
2- 11	0- 0	0- 1	NON-CONFERENCE	0- 2	0- 4	2- 4			
1- 4	0- 0	0- 0	HOME	0- 0	0- 2	1- 2			
1- 7	0- 0	0- 1	AWAY	0- 2	0- 2	1- 2			
0- 0	0- 0	0- 0	NEUTRAL	0- 0	0- 0	0- 0			
1- 12	0- 0	0- 0	CONFERENCE	0- 2	0- 0	1- 10			
1- 5	0- 0	0- 0	HOME	0- 1	0- 0	1- 4			
0- 7	0- 0	0- 0	AWAY	0- 1	0- 0	0- 6			
0- 0	0- 0	0- 0	NEUTRAL	0- 0	0- 0	0- 0			

RPI S	Opponent	Score	RPI S	Opponent	Score	RPI S	Opponent	Score	RPI S	Opponent	Score	Team's RPI: 322
			49 A	Clemson	26 68	63 A	Belmont	43 83	103 A	Georgia	45 77	
						72 A	FGCU	40 82	136 H	UT Martin	53 62	
						72 H	FGCU	46 80	138 H	Tennessee Tech	52 67	
						88 A	Cincinnati	55 71	142 A	Morehead St.	44 79	
									180 H	North Ala.	60 81	
									193 H	Jacksonville St.	46 58	
									205 A	Stetson	49 76	
									205 H	Stetson	65 80	
									214 A	Liberty	60 74	
									214 H	Liberty	60 77	
									228 A	Jacksonville	47 62	
									228 H	Jacksonville	61 58	
									252 A	Austin Peay	58 70	
									271 A	Murray St.	61 97	
									273 A	North Florida	66 72	
									273 H	North Florida	53 68	
									293 H	Col. of Charleston	63 65	
									295 A	Alabama A&M	62 58	
									298 A	Kennesaw St.	36 67	
									299 H	Tennessee St.	64 62	
									323 A	NJIT	67 80	
LAST 12 Division I GAMES:												
			72 H	FGCU	46 80		214 H	Liberty	60 77			
			298 A	Kennesaw St.	36 67		205 A	Stetson	49 76			
			214 A	Liberty	60 74		72 A	FGCU	40 82			
			228 H	Jacksonville	61 58		323 A	NJIT	67 80			
			273 A	North Florida	66 72		205 H	Stetson	65 80			
			180 H	North Ala.	60 81		273 H	North Florida	53 68			

Non-Div I Games:

Lipscomb

■ Loss,
 ■ Non-Conf,
 ■ S Site,
 ■ H Home
 ■ A Away
 N Neutral

Little Rock

Through Games Of Feb. 22, 2019

Average RPI Win:	171	WON-LOST	WINNING	LAST 10	STRENGTH OF	OPP. STRENGTH	TEAM	ADJ.	CONF.	ADJ CONF.
Average RPI Loss:	71	RECORD	PCT. RANK	GAMES	SCHEDULE	OF SCHEDULE	RPI	RPI	RPI	RPI
DIV. I ONLY	15- 9	102	0- 1	34	118	60	60	12	12	
DIV. I NON-CONF.	4- 7	228	0- 0	42	15	137	137	14	14	
TOTALS	RPI 1-25	RPI 26-50	W-L RECORDS	RPI 51-100	RPI 101-150	RPI 150+				
15- 9	0- 2	0- 2	OVERALL	2- 2	4- 2	9- 1				
8- 5	0- 2	0- 2	HOME	1- 0	2- 1	5- 0				
7- 4	0- 0	0- 0	AWAY	1- 2	2- 1	4- 1				
0- 0	0- 0	0- 0	NEUTRAL	0- 0	0- 0	0- 0				
4- 7	0- 2	0- 2	NON-CONFERENCE	0- 2	0- 1	4- 0				
1- 5	0- 2	0- 2	HOME	0- 0	0- 1	1- 0				
3- 2	0- 0	0- 0	AWAY	0- 2	0- 0	3- 0				
0- 0	0- 0	0- 0	NEUTRAL	0- 0	0- 0	0- 0				
11- 2	0- 0	0- 0	CONFERENCE	2- 0	4- 1	5- 1				
7- 0	0- 0	0- 0	HOME	1- 0	2- 0	4- 0				
4- 2	0- 0	0- 0	AWAY	1- 0	2- 1	1- 1				
0- 0	0- 0	0- 0	NEUTRAL	0- 0	0- 0	0- 0				

RPI 1-25				RPI 26-50				RPI 51-100				Team's RPI: 60	RPI 101+			
RPI	S	Opponent	Score	RPI	S	Opponent	Score	RPI	S	Opponent	Score		RPI	S	Opponent	Score
7	H	Mississippi St.	63 98	35	H	Rice	65 79	66	A	LSU	45 60		104	A	South Alabama	65 42
17	H	Texas A&M	40 61	42	H	Kansas St.	47 53	69	A	Missouri St.	44 48		104	H	South Alabama	47 44
								94	A	UT Arlington	62 61		107	A	Troy	66 71
								94	H	UT Arlington	68 65		107	H	Troy	76 72
													127	H	Western Ky.	56 68
													148	A	Appalachian St.	74 59
													159	A	Tulsa	63 53
													167	A	Louisiana Tech	69 58
													172	A	Texas St.	48 50
													172	H	Texas St.	62 47
													176	A	Coastal Caro.	60 47
													181	H	Arkansas St.	68 55
													204	A	Memphis	63 60
													244	H	Louisiana	62 48
													297	H	Fla. Atlantic	61 38
													317	H	La.-Monroe	63 44
LAST 12 Division I GAMES:																
				172	A	Texas St.	48 50					176	A	Coastal Caro.	60 47	
				94	A	UT Arlington	62 61					94	H	UT Arlington	68 65	
				104	H	South Alabama	47 44					172	H	Texas St.	62 47	
				107	H	Troy	76 72					104	A	South Alabama	65 42	
				181	H	Arkansas St.	68 55					107	A	Troy	66 71	
				148	A	Appalachian St.	74 59					244	H	Louisiana	62 48	

Non-Div I Games:

Little Rock

Loss, Non-Conf, S Site, H Home A Away N Neutral

Average RPI Win: 229	WON-LOST	WINNING	LAST 10	STRENGTH OF	OPP. STRENGTH	TEAM	ADJ.	CONF.	ADJ CONF.
Average RPI Loss: 158	RECORD	PCT. RANK	GAMES	SCHEDULE	OF SCHEDULE	RPI	RPI	RPI	RPI
DIV. I ONLY	7- 18	284	0- 1	180	186	274	274	22	22
DIV. I NON-CONF.	3- 10	278	0- 0	124	124	262	262	20	20
TOTALS	RPI 1-25	RPI 26-50	W-L RECORDS	RPI 51-100	RPI 101-150	RPI 150+			
7- 18	0- 1	0- 0	OVERALL	1- 5	0- 4	6- 8			
4- 9	0- 0	0- 0	HOME	1- 3	0- 1	3- 5			
3- 9	0- 1	0- 0	AWAY	0- 2	0- 3	3- 3			
0- 0	0- 0	0- 0	NEUTRAL	0- 0	0- 0	0- 0			
3- 10	0- 1	0- 0	NON-CONFERENCE	1- 4	0- 2	2- 3			
2- 6	0- 0	0- 0	HOME	1- 3	0- 0	1- 3			
1- 4	0- 1	0- 0	AWAY	0- 1	0- 2	1- 0			
0- 0	0- 0	0- 0	NEUTRAL	0- 0	0- 0	0- 0			
4- 8	0- 0	0- 0	CONFERENCE	0- 1	0- 2	4- 5			
2- 3	0- 0	0- 0	HOME	0- 0	0- 1	2- 2			
2- 5	0- 0	0- 0	AWAY	0- 1	0- 1	2- 3			
0- 0	0- 0	0- 0	NEUTRAL	0- 0	0- 0	0- 0			

RPI 1-25				RPI 26-50				RPI 51-100				RPI 101+ Team's RPI: 274			
RPI	S	Opponent	Score	RPI	S	Opponent	Score	RPI	S	Opponent	Score	RPI	S	Opponent	Score
6	A	Oregon	48 110					55	H	Southern California	50 86	101	A	Loyola Marymount	62 71
								61	A	Utah	59 82	145	A	CSUN	45 60
								70	H	Arizona	43 70	145	H	CSUN	37 51
								80	H	UNI	64 71	147	A	Montana St.	62 85
								83	A	UC Davis	50 70	163	A	UC Riverside	63 45
								86	H	Idaho	70 63	163	H	UC Riverside	59 73
												168	H	UC Irvine	46 48
												202	A	Utah St.	50 48
												237	H	Nevada	67 76
												245	A	Hawaii	49 63
												245	H	Hawaii	56 40
												254	A	Cal St. Fullerton	59 53
												259	H	California Baptist	83 85
												261	H	San Diego	56 60
												294	A	UC Santa Barbara	54 60
												319	A	Cal Poly	59 66
												319	H	Cal Poly	61 58
												337	H	Grand Canyon	57 50
LAST 12 Division I GAMES:															
145	A	CSUN	45 60	83	A	UC Davis	50 70								
245	A	Hawaii	49 63	145	H	CSUN	37 51								
168	H	UC Irvine	46 48	163	H	UC Riverside	59 73								
245	H	Hawaii	56 40	294	A	UC Santa Barbara	54 60								
319	A	Cal Poly	59 66	319	H	Cal Poly	61 58								
254	A	Cal St. Fullerton	59 53	163	A	UC Riverside	63 45								

Non-Div I Games:

Long Beach St.

■ Loss,
■ Non-Conf, S Site,
■ Home
■ Away
N Neutral

Average RPI Win:	253	WON-LOST	WINNING	LAST 10	STRENGTH OF	OPP. STRENGTH	TEAM	ADJ.	CONF.	ADJ CONF.
Average RPI Loss:	207	RECORD	PCT. RANK	GAMES	SCHEDULE	OF SCHEDULE	RPI	RPI	RPI	RPI
DIV. I ONLY	3- 21	336	0- 1	226	334	336	336	28	28	
DIV. I NON-CONF.	1- 9	326	0- 0	151	337	327	327	29	29	
TOTALS	RPI 1-25	RPI 26-50	W-L RECORDS	RPI 51-100	RPI 101-150	RPI 150+				
3- 21	0- 0	0- 0	OVERALL	0- 4	0- 2	3- 15				
3- 9	0- 0	0- 0	HOME	0- 1	0- 1	3- 7				
0- 11	0- 0	0- 0	AWAY	0- 3	0- 1	0- 7				
0- 1	0- 0	0- 0	NEUTRAL	0- 0	0- 0	0- 1				
1- 9	0- 0	0- 0	NON-CONFERENCE	0- 2	0- 1	1- 6				
1- 4	0- 0	0- 0	HOME	0- 0	0- 0	1- 4				
0- 4	0- 0	0- 0	AWAY	0- 2	0- 1	0- 1				
0- 1	0- 0	0- 0	NEUTRAL	0- 0	0- 0	0- 1				
2- 12	0- 0	0- 0	CONFERENCE	0- 2	0- 1	2- 9				
2- 5	0- 0	0- 0	HOME	0- 1	0- 1	2- 3				
0- 7	0- 0	0- 0	AWAY	0- 1	0- 0	0- 6				
0- 0	0- 0	0- 0	NEUTRAL	0- 0	0- 0	0- 0				

RPI S	Opponent	Score	RPI S	Opponent	Score	RPI S	Opponent	Score	RPI S	Opponent	Score	Team's RPI: 336
						59	A Virginia Tech	39 93	121	A UNCW	33 35	
						95	A Radford	52 81	126	H High Point	54 65	
						95	H Radford	34 68	178	A UNC Asheville	55 80	
						98	A VCU	55 84	178	H UNC Asheville	57 68	
									182	H UMES	83 71	
									188	H Eastern Mich.	45 64	
									206	A Hampton	40 66	
									213	N East Carolina	52 61	
									216	H Saint Francis (PA)	88 91	
									224	H Campbell	60 66	
									233	A Gardner-Webb	78 80	
									233	H Gardner-Webb	85 79	
									272	H Wofford	72 101	
									275	A Norfolk St.	42 74	
									281	A Winthrop	69 77	
									301	H Charleston So.	74 81	
									303	H Wagner	60 86	
									331	A Presbyterian	66 81	
									344	A USC Upstate	67 72	
									344	H USC Upstate	80 58	
LAST 12 Division I GAMES:												
178	H	UNC Asheville	57	68	224	H	Campbell	60	66			
95	A	Radford	52	81	344	A	USC Upstate	67	72			
344	H	USC Upstate	80	58	178	A	UNC Asheville	55	80			
233	A	Gardner-Webb	78	80	95	H	Radford	34	68			
126	H	High Point	54	65	206	A	Hampton	40	66			
233	H	Gardner-Webb	85	79	301	H	Charleston So.	74	81			

Non-Div I Games:

Longwood

■ Loss,
■ Non-Conf,
■ S Site,
■ H Home
■ A Away
N Neutral

Louisiana

Through Games Of Feb. 22, 2019

Average RPI Win:	256	WON-LOST	WINNING	LAST 10	STRENGTH OF	OPP. STRENGTH	TEAM	ADJ.	CONF.	ADJ CONF.
Average RPI Loss:	136	RECORD	PCT. RANK	GAMES	SCHEDULE	OF SCHEDULE	RPI	RPI	RPI	RPI
DIV. I ONLY	7- 16	271	1- 0	138	181	244	244	12	12	
DIV. I NON-CONF.	2- 8	293	0- 0	119	202	261	261	14	14	
TOTALS	RPI 1-25	RPI 26-50	W-L RECORDS	RPI 51-100	RPI 101-150	RPI 150+				
7- 16	0- 1	0- 0	OVERALL	0- 5	2- 3	5- 7				
5- 5	0- 0	0- 0	HOME	0- 3	2- 0	3- 2				
2- 10	0- 1	0- 0	AWAY	0- 2	0- 3	2- 4				
0- 1	0- 0	0- 0	NEUTRAL	0- 0	0- 0	0- 1				
2- 8	0- 1	0- 0	NON-CONFERENCE	0- 3	0- 0	2- 4				
1- 3	0- 0	0- 0	HOME	0- 2	0- 0	1- 1				
1- 4	0- 1	0- 0	AWAY	0- 1	0- 0	1- 2				
0- 1	0- 0	0- 0	NEUTRAL	0- 0	0- 0	0- 1				
5- 8	0- 0	0- 0	CONFERENCE	0- 2	2- 3	3- 3				
4- 2	0- 0	0- 0	HOME	0- 1	2- 0	2- 1				
1- 6	0- 0	0- 0	AWAY	0- 1	0- 3	1- 2				
0- 0	0- 0	0- 0	NEUTRAL	0- 0	0- 0	0- 0				

RPI 1-25				RPI 26-50				RPI 51-100				RPI 101+				Team's RPI: 244	
RPI	S	Opponent	Score	RPI	S	Opponent	Score	RPI	S	Opponent	Score	RPI	S	Opponent	Score		
7	A	Mississippi St.	36 104					53	A	Auburn	59 71	104	A	South Alabama	60 83		
								60	A	Little Rock	48 62	107	A	Troy	64 90		
								66	H	LSU	54 76	123	A	Georgia St.	71 74		
								67	H	Lamar University	77 79	123	H	Georgia St.	57 54		
								94	H	UT Arlington	61 76	148	H	Appalachian St.	73 55		
												176	H	Coastal Caro.	58 76		
												179	H	Sam Houston St.	62 68		
												181	A	Arkansas St.	75 87		
												200	A	Ole Miss	57 79		
												223	A	UTRGV	60 75		
												250	N	A&M-Corpus Christi	63 64		
												280	A	Ga. Southern	71 79		
												280	H	Ga. Southern	59 48		
												292	H	Jackson St.	68 61		
												314	A	McNeese	70 59		
												317	A	La.-Monroe	55 52		
												317	H	La.-Monroe	52 45		
LAST 12 Division I GAMES:																	
317	A	La.-Monroe	55 52	107	A	Troy	64 90										
123	A	Georgia St.	71 74	104	A	South Alabama	60 83										
280	A	Ga. Southern	71 79	317	H	La.-Monroe	52 45										
176	H	Coastal Caro.	58 76	280	H	Ga. Southern	59 48										
148	H	Appalachian St.	73 55	123	H	Georgia St.	57 54										
94	H	UT Arlington	61 76	60	A	Little Rock	48 62										

Non-Div I Games: Dillard

69 72

Louisiana

■ Loss,
 ■ Non-Conf,
 ■ S Site,
 ■ H Home
 ■ A Away
 N Neutral

Average RPI Win:	212	WON-LOST	WINNING	LAST 10	STRENGTH OF	OPP. STRENGTH	TEAM	ADJ.	CONF.	ADJ CONF.
Average RPI Loss:	134	RECORD	PCT. RANK	GAMES	SCHEDULE	OF SCHEDULE	RPI	RPI	RPI	RPI
DIV. I ONLY	13- 12	159	1- 0	191	116	167	167	14	14	
DIV. I NON-CONF.	7- 5	132	1- 0	238	73	146	146	17	17	
TOTALS	RPI 1-25	RPI 26-50	W-L RECORDS	RPI 51-100	RPI 101-150	RPI 150+				
13- 12	0- 1	0- 1	OVERALL	1- 4	3- 1	9- 5				
7- 4	0- 0	0- 1	HOME	1- 2	1- 0	5- 1				
5- 7	0- 1	0- 0	AWAY	0- 1	1- 1	4- 4				
1- 1	0- 0	0- 0	NEUTRAL	0- 1	1- 0	0- 0				
7- 5	0- 1	0- 0	NON-CONFERENCE	1- 2	1- 0	5- 2				
3- 1	0- 0	0- 0	HOME	1- 1	0- 0	2- 0				
3- 3	0- 1	0- 0	AWAY	0- 0	0- 0	3- 2				
1- 1	0- 0	0- 0	NEUTRAL	0- 1	1- 0	0- 0				
6- 7	0- 0	0- 1	CONFERENCE	0- 2	2- 1	4- 3				
4- 3	0- 0	0- 1	HOME	0- 1	1- 0	3- 1				
2- 4	0- 0	0- 0	AWAY	0- 1	1- 1	1- 2				
0- 0	0- 0	0- 0	NEUTRAL	0- 0	0- 0	0- 0				

RPI 1-25					
RPI	S	Opponent	Score		
16	A	Arizona St.	44	80	
RPI 26-50					
RPI	S	Opponent	Score		
35	H	Rice	51	61	
RPI 51-100					
RPI	S	Opponent	Score		
60	H	Little Rock	58	69	
64	A	Middle Tenn.	38	75	
69	N	Missouri St.	70	82	
75	H	Old Dominion	59	70	
99	H	Houston	100	88	
RPI 101+					
RPI	S	Opponent	Score		
114	A	UAB	73	68	
127	A	Western Ky.	76	81	
133	H	Charlotte	88	51	
134	N	Alabama	79	62	
177	H	North Texas	54	65	
181	A	Arkansas St.	80	70	
183	H	Southern Miss.	106	85	
194	A	Marshall	88	90	
200	H	Ole Miss	80	71	
204	A	Memphis	66	50	
247	A	Wichita St.	56	70	
249	A	UMKC	70	80	
277	A	UTEP	74	64	
297	H	Fla. Atlantic	86	55	
300	A	UTSA	68	70	
307	H	Southeastern La.	72	53	
312	H	FIU	90	72	
314	A	McNeese	89	48	
Team's RPI: 167					
LAST 12 Division I GAMES:					
134	N	Alabama	79	62	
300	A	UTSA	68	70	
277	A	UTEP	74	64	
183	H	Southern Miss.	106	85	
312	H	FIU	90	72	
297	H	Fla. Atlantic	86	55	
127	A	Western Ky.	76	81	
194	A	Marshall	88	90	
133	H	Charlotte	88	51	
75	H	Old Dominion	59	70	
64	A	Middle Tenn.	38	75	
114	A	UAB	73	68	

Non-Div I Games: LSU-Alexandria 112 70

Louisiana Tech

Loss, Non-Conf, S Site, H Home A Away N Neutral

Louisville

Through Games Of Feb. 22, 2019

2015-2016				Through Games Of Feb. 11, 2015						
Average RPI Win:	86	WON-LOST	WINNING	LAST 10	STRENGTH OF	OPP. STRENGTH	TEAM	ADJ.	CONF.	ADJ CONF.
Average RPI Loss:	10	RECORD	PCT. RANK	GAMES	SCHEDULE	OF SCHEDULE	RPI	RPI	RPI	RPI
DIV. I ONLY	24- 2	2	1- 0	9	1	3	3	1	1	
DIV. I NON-CONF.	13- 0	1	0- 0	17	24	3	3	1	1	

TOTALS	RPI 1-25	RPI 26-50		W-L RECORDS		RPI 51-100	RPI 101-150	RPI 150+		
24- 2	6- 2	4- 0		OVERALL		4- 0	7- 0	3- 0		
12- 1	3- 1	3- 0		HOME		1- 0	3- 0	2- 0		
10- 1	2- 1	1- 0		AWAY		3- 0	3- 0	1- 0		
2- 0	1- 0	0- 0		NEUTRAL		0- 0	1- 0	0- 0		
13- 0	4- 0	1- 0		NON-CONFERENCE		2- 0	3- 0	3- 0		
7- 0	2- 0	1- 0		HOME		1- 0	1- 0	2- 0		
4- 0	1- 0	0- 0		AWAY		1- 0	1- 0	1- 0		
2- 0	1- 0	0- 0		NEUTRAL		0- 0	1- 0	0- 0		
11- 2	2- 2	3- 0		CONFERENCE		2- 0	4- 0	0- 0		
5- 1	1- 1	2- 0		HOME		0- 0	2- 0	0- 0		
6- 1	1- 1	1- 0		AWAY		2- 0	2- 0	0- 0		
0- 0	0- 0	0- 0		NEUTRAL		0- 0	0- 0	0- 0		

RPI	S	Opponent	Score	RPI	S	Opponent	Score	RPI	S	Opponent	Score	RPI	S	Opponent	Score
1	A	Notre Dame	68 82	28	H	North Carolina	73 66	52	A	Boise St.	74 55	105	A	Virginia	71 49
5	H	UConn	78 69	33	H	Georgia Tech	61 44	59	A	Virginia Tech	72 63	105	H	Virginia	91 43
12	H	Syracuse	76 51	43	H	Miami (OH)	95 73	82	H	Nebraska	85 68	112	N	Hartford	86 69
16	N	Arizona St.	58 56	49	A	Clemson	76 44	90	A	Duke	73 51	115	A	Wake Forest	73 49
18	H	Miami (FL)	73 79									124	H	Pittsburgh	70 42
19	H	Kentucky	80 75									127	A	Western Ky.	102 80
21	A	Florida St.	68 49									136	H	UT Martin	102 62
24	A	Central Mich.	72 68									158	A	Chattanooga	75 49
												251	H	Northern Ky.	92 59
												299	H	Tennessee St.	107 52
LAST 12 Division I GAMES:															
105	A	Virginia	71 49	124	H	Pittsburgh	70 42								
18	H	Miami (FL)	73 79	21	A	Florida St.	68 49								
59	A	Virginia Tech	72 63	115	A	Wake Forest	73 49								
12	H	Syracuse	76 51	105	H	Virginia	91 43								
49	A	Clemson	76 44	33	H	Georgia Tech	61 44								
5	H	UConn	78 69	1	A	Notre Dame	68 82								

Non-Div I Games:

Louisville

■ Loss,
 ■ Non-Conf, S Site,
 ■ Home
 ■ Away
 N Neutral

Loyola Chicago

Through Games Of Feb. 22, 2019

Average RPI Win:	281	WON-LOST	WINNING	LAST 10	STRENGTH OF	OPP. STRENGTH	TEAM	ADJ.	CONF.	ADJ CONF.
Average RPI Loss:	109	RECORD	PCT. RANK	GAMES	SCHEDULE	OF SCHEDULE	RPI	RPI	RPI	RPI
DIV. I ONLY	12- 13	186	0- 1	285	184	241	241	13	13	
DIV. I NON-CONF.	6- 5	143	0- 0	339	307	282	282	15	15	
TOTALS	RPI 1-25	RPI 26-50	W-L RECORDS	RPI 51-100	RPI 101-150	RPI 150+				
12- 13	0- 2	0- 1	OVERALL	0- 4	0- 4	12- 2				
8- 6	0- 1	0- 1	HOME	0- 1	0- 2	8- 1				
4- 7	0- 1	0- 0	AWAY	0- 3	0- 2	4- 1				
0- 0	0- 0	0- 0	NEUTRAL	0- 0	0- 0	0- 0				
6- 5	0- 0	0- 1	NON-CONFERENCE	0- 1	0- 1	6- 2				
4- 2	0- 0	0- 1	HOME	0- 0	0- 0	4- 1				
2- 3	0- 0	0- 0	AWAY	0- 1	0- 1	2- 1				
0- 0	0- 0	0- 0	NEUTRAL	0- 0	0- 0	0- 0				
6- 8	0- 2	0- 0	CONFERENCE	0- 3	0- 3	6- 0				
4- 4	0- 1	0- 0	HOME	0- 1	0- 2	4- 0				
2- 4	0- 1	0- 0	AWAY	0- 2	0- 1	2- 0				
0- 0	0- 0	0- 0	NEUTRAL	0- 0	0- 0	0- 0				

RPI 1-25				RPI 26-50				RPI 51-100				RPI 101+ Team's RPI: 241			
RPI	S	Opponent	Score	RPI	S	Opponent	Score	RPI	S	Opponent	Score	RPI	S	Opponent	Score
23	A	Drake	60 69	30	H	DePaul	76 102	69	A	Missouri St.	49 84	122	A	Youngstown St.	63 74
23	H	Drake	55 83					73	A	Purdue	41 65	146	A	Southern Ill.	63 74
								80	A	UNI	52 64	146	H	Southern Ill.	41 64
								80	H	UNI	65 71	149	H	Bradley	56 69
												155	H	Illinois St.	62 59
												189	A	Indiana St.	44 36
												189	H	Indiana St.	56 54
												221	A	Bowling Green	74 88
												248	H	SIUE	56 43
												249	H	UMKC	74 88
												267	A	Western Mich.	64 53
												310	H	Valparaiso	80 54
												332	A	Evansville	71 51
												332	H	Evansville	61 56
												333	H	Purdue Fort Wayne	81 67
												334	H	Detroit Mercy	52 43
												339	A	UIC	75 60
												349	H	Chicago St.	76 40
LAST 12 Division I GAMES:															
146	H	Southern Ill.	41 64	155	H	Illinois St.	62 59								
332	A	Evansville	71 51	146	A	Southern Ill.	63 74								
189	A	Indiana St.	44 36	69	A	Missouri St.	49 84								
23	H	Drake	55 83	189	H	Indiana St.	56 54								
80	H	UNI	65 71	332	H	Evansville	61 56								
149	H	Bradley	56 69	80	A	UNI	52 64								

Non-Div I Games:

Loyola Chicago

■ Loss,
 ■ Non-Conf,
 ■ S Site,
 ■ H Home
 ■ A Away
 N Neutral

Average RPI Win: 286		WON-LOST	WINNING	LAST 10	STRENGTH OF	OPP. STRENGTH	TEAM	ADJ.	CONF.	ADJ CONF.
Average RPI Loss: 161		RECORD	PCT. RANK	GAMES	SCHEDULE	OF SCHEDULE	RPI	RPI	RPI	RPI
DIV. I ONLY		4- 21	326	0- 1	121	265	289	289	18	18
DIV. I NON-CONF.		1- 10	330	0- 1	131	263	288	288	22	22
TOTALS		RPI 1-25	RPI 26-50	W-L RECORDS	RPI 51-100	RPI 101-150	RPI 150+			
4- 21	0- 1		0- 2	OVERALL	0- 3	0- 3	4- 12			
2- 8	0- 0		0- 1	HOME	0- 1	0- 0	2- 6			
2- 12	0- 1		0- 1	AWAY	0- 2	0- 2	2- 6			
0- 1	0- 0		0- 0	NEUTRAL	0- 0	0- 1	0- 0			
1- 10	0- 1		0- 0	NON-CONFERENCE	0- 1	0- 2	1- 6			
0- 3	0- 0		0- 0	HOME	0- 0	0- 0	0- 3			
1- 6	0- 1		0- 0	AWAY	0- 1	0- 1	1- 3			
0- 1	0- 0		0- 0	NEUTRAL	0- 0	0- 1	0- 0			
3- 11	0- 0		0- 2	CONFERENCE	0- 2	0- 1	3- 6			
2- 5	0- 0		0- 1	HOME	0- 1	0- 0	2- 3			
1- 6	0- 0		0- 1	AWAY	0- 1	0- 1	1- 3			
0- 0	0- 0		0- 0	NEUTRAL	0- 0	0- 0	0- 0			

RPI 1-25				RPI 26-50				RPI 51-100				RPI 101+ Team's RPI: 289			
RPI	S	Opponent	Score	RPI	S	Opponent	Score	RPI	S	Opponent	Score	RPI	S	Opponent	Score
14	A	Maryland	48 83	47	A	Bucknell	55 87	85	A	American	38 82	108	A	Towson	57 62
				47	H	Bucknell	57 75	85	H	American	56 67	120	N	Boston College	47 73
								96	A	Georgetown	30 45	139	A	Lehigh	42 51
												157	H	Boston U.	62 64
												171	H	William & Mary	49 65
												199	A	Dartmouth	41 54
												203	A	Holy Cross	60 78
												203	H	Holy Cross	48 58
												211	A	George Mason	38 70
												222	A	Monmouth	75 67
												232	H	Navy	46 58
												240	H	Mt. St. Mary's	67 77
												242	A	Saint Joseph's	46 49
												256	A	Colgate	64 73
												263	H	St. Francis Brooklyn	70 75
												268	A	Army West Point	57 69
												268	H	Army West Point	70 51
												327	A	Lafayette	55 52
												327	H	Lafayette	62 50
LAST 12 Division I GAMES:															
242	A	Saint Joseph's	46 49	139	A	Lehigh	42 51								
47	A	Bucknell	55 87	256	A	Colgate	64 73								
327	A	Lafayette	55 52	47	H	Bucknell	57 75								
85	H	American	56 67	327	H	Lafayette	62 50								
203	H	Holy Cross	48 58	85	A	American	38 82								
268	H	Army West Point	70 51	203	A	Holy Cross	60 78								

Non-Div I Games:

Loyola Maryland

Loss, Non-Conf, S Site, H Home A Away N Neutral

Average RPI Win:	167	WON-LOST	WINNING	LAST 10	STRENGTH OF	OPP. STRENGTH	TEAM	ADJ.	CONF.	ADJ CONF.
Average RPI Loss:	106	RECORD	PCT. RANK	GAMES	SCHEDULE	OF SCHEDULE	RPI	RPI	RPI	RPI
DIV. I ONLY	16- 11	124	1- 0	80	106	101	101	8	8	
DIV. I NON-CONF.	7- 5	132	1- 0	87	177	100	100	7	7	
TOTALS	RPI 1-25	RPI 26-50	W-L RECORDS	RPI 51-100	RPI 101-150	RPI 150+				
16- 11	0- 1	2- 3	OVERALL	3- 1	2- 2	9- 4				
9- 4	0- 1	2- 0	HOME	2- 0	0- 1	5- 2				
7- 4	0- 0	0- 1	AWAY	1- 1	2- 1	4- 1				
0- 3	0- 0	0- 2	NEUTRAL	0- 0	0- 0	0- 1				
7- 5	0- 0	1- 2	NON-CONFERENCE	2- 0	1- 0	3- 3				
4- 1	0- 0	1- 0	HOME	1- 0	0- 0	2- 1				
3- 1	0- 0	0- 0	AWAY	1- 0	1- 0	1- 1				
0- 3	0- 0	0- 2	NEUTRAL	0- 0	0- 0	0- 1				
9- 6	0- 1	1- 1	CONFERENCE	1- 1	1- 2	6- 1				
5- 3	0- 1	1- 0	HOME	1- 0	0- 1	3- 1				
4- 3	0- 0	0- 1	AWAY	0- 1	1- 1	3- 0				
0- 0	0- 0	0- 0	NEUTRAL	0- 0	0- 0	0- 0				

RPI 1-25				RPI 26-50				RPI 51-100				RPI 101+ Team's RPI: 101			
RPI	S	Opponent	Score	RPI	S	Opponent	Score	RPI	S	Opponent	Score	RPI	S	Opponent	Score
13	H	Gonzaga	53 78	26	A	BYU	44 55	57	A	Saint Mary's (CA)	62 86	106	A	Pacific	72 67
				26	H	BYU	61 58	57	H	Saint Mary's (CA)	69 56	110	A	Pepperdine	86 95
				31	H	UCLA	69 63	70	A	Arizona	66 64	110	H	Pepperdine	55 73
				32	N	South Dakota	40 67	83	H	UC Davis	60 53	145	A	CSUN	72 53
				46	N	Indiana	43 67					166	A	Denver	75 104
												169	A	Santa Clara	69 60
												169	H	Santa Clara	75 83
												170	H	Portland	76 58
												198	N	Grambling	61 62
												209	H	Robert Morris	61 53
												239	H	Northern Ariz.	62 63
												257	A	San Francisco	73 66
												257	H	San Francisco	66 58
												261	A	San Diego	69 52
												261	H	San Diego	83 57
												274	H	Long Beach St.	71 62
												294	A	UC Santa Barbara	70 57
LAST 12 Division I GAMES:															
209	H	Robert Morris	61 53	26	H	BYU	61 58	57	H	BYU	61 58	57	A	Saint Mary's (CA)	62 86
57	H	Saint Mary's (CA)	69 56	57	A	Saint Mary's (CA)	62 86	106	A	Pacific	72 67	110	A	Pepperdine	86 95
110	H	Pepperdine	55 73	106	A	Pacific	72 67	110	A	Pepperdine	86 95	169	H	Santa Clara	75 83
257	A	San Francisco	73 66	169	H	Santa Clara	75 83	257	H	San Francisco	66 58				
169	A	Santa Clara	69 60												
261	H	San Diego	83 57												

Non-Div I Games:

Loyola Marymount

■ Loss,
 ■ Non-Conf,
 ■ S Site,
 ■ Home
 ■ A Away
 N Neutral

Average RPI Win: 219	WON-LOST	WINNING	LAST 10	STRENGTH OF	OPP. STRENGTH	TEAM	ADJ.	CONF.	ADJ CONF.
Average RPI Loss: 92	RECORD	PCT. RANK	GAMES	SCHEDULE	OF SCHEDULE	RPI	RPI	RPI	RPI
DIV. I ONLY	19- 7	56	0- 1	151	189	71	71	23	23
DIV. I NON-CONF.	7- 6	153	0- 1	43	59	60	60	25	25
TOTALS	RPI 1-25	RPI 26-50	W-L RECORDS	RPI 51-100	RPI 101-150	RPI 150+			
19- 7	0- 1	1- 0	OVERALL	3- 3	1- 2	14- 1			
9- 1	0- 0	0- 0	HOME	1- 1	1- 0	7- 0			
8- 5	0- 1	1- 0	AWAY	1- 2	0- 2	6- 0			
2- 1	0- 0	0- 0	NEUTRAL	1- 0	0- 0	1- 1			
7- 6	0- 1	1- 0	NON-CONFERENCE	3- 3	0- 1	3- 1			
2- 1	0- 0	0- 0	HOME	1- 1	0- 0	1- 0			
3- 4	0- 1	1- 0	AWAY	1- 2	0- 1	1- 0			
2- 1	0- 0	0- 0	NEUTRAL	1- 0	0- 0	1- 1			
12- 1	0- 0	0- 0	CONFERENCE	0- 0	1- 1	11- 0			
7- 0	0- 0	0- 0	HOME	0- 0	1- 0	6- 0			
5- 1	0- 0	0- 0	AWAY	0- 0	0- 1	5- 0			
0- 0	0- 0	0- 0	NEUTRAL	0- 0	0- 0	0- 0			

RPI 1-25				RPI 26-50				RPI 51-100 Team's RPI: 71				RPI 101+			
RPI	S	Opponent	Score	RPI	S	Opponent	Score	RPI	S	Opponent	Score	RPI	S	Opponent	Score
10	A	NC State	46 84	28	A	North Carolina	85 73	65	N	Penn	47 46	112	A	Hartford	46 49
								68	A	Green Bay	39 70	112	H	Hartford	78 58
								81	H	Toledo	73 59	119	A	Fordham	64 72
								87	A	Northeastern	55 63	154	A	Stony Brook	68 54
								90	H	Duke	63 66	158	N	Chattanooga	61 66
								91	A	Harvard	67 60	195	N	N.C. A&T	58 52
												231	A	Albany (NY)	67 61
												231	H	Albany (NY)	76 65
												262	H	Binghamton	95 66
												269	H	Brown	102 96
												276	A	Vermont	63 51
												276	H	Vermont	66 45
												309	A	New Hampshire	69 45
												309	H	New Hampshire	67 46
												315	A	Bryant	74 57
												318	A	UMBC	58 45
												318	H	UMBC	84 44
												328	H	UMass Lowell	79 45
LAST 12 Division I GAMES:															
158	N	Chattanooga	61 66	328	H	UMass Lowell	79 45								
231	A	Albany (NY)	67 61	262	H	Binghamton	95 66								
112	H	Hartford	78 58	154	A	Stony Brook	68 54								
318	A	UMBC	58 45	112	A	Hartford	46 49								
276	H	Vermont	66 45	231	H	Albany (NY)	76 65								
309	A	New Hampshire	69 45	276	A	Vermont	63 51								

Non-Div I Games:

Maine

Average RPI Win:	284	WON-LOST	WINNING	LAST 10	STRENGTH OF	OPP. STRENGTH	TEAM	ADJ.	CONF.	ADJ CONF.
Average RPI Loss:	196	RECORD	PCT. RANK	GAMES	SCHEDULE	OF SCHEDULE	RPI	RPI	RPI	RPI
DIV. I ONLY	9- 17	260	1- 0	225	341	286	286	26	26	
DIV. I NON-CONF.	2- 9	297	0- 0	162	349	323	323	27	27	
TOTALS	RPI 1-25	RPI 26-50	W-L RECORDS	RPI 51-100	RPI 101-150	RPI 150+				
9- 17	0- 0	0- 0	OVERALL	0- 3	1- 2	8- 12				
5- 9	0- 0	0- 0	HOME	0- 3	0- 1	5- 5				
4- 8	0- 0	0- 0	AWAY	0- 0	1- 1	3- 7				
0- 0	0- 0	0- 0	NEUTRAL	0- 0	0- 0	0- 0				
2- 9	0- 0	0- 0	NON-CONFERENCE	0- 2	0- 1	2- 6				
2- 5	0- 0	0- 0	HOME	0- 2	0- 0	2- 3				
0- 4	0- 0	0- 0	AWAY	0- 0	0- 1	0- 3				
0- 0	0- 0	0- 0	NEUTRAL	0- 0	0- 0	0- 0				
7- 8	0- 0	0- 0	CONFERENCE	0- 1	1- 1	6- 6				
3- 4	0- 0	0- 0	HOME	0- 1	0- 1	3- 2				
4- 4	0- 0	0- 0	AWAY	0- 0	1- 0	3- 4				
0- 0	0- 0	0- 0	NEUTRAL	0- 0	0- 0	0- 0				

RPI S	Opponent	Score	RPI S	Opponent	Score	RPI S	Opponent	Score	RPI S	Opponent	Score	Team's RPI: 286
						58	H Quinnipiac	39 64	119	A Fordham	61 65	
						62	H Drexel	39 53	140	A Marist	69 51	
						74	H Wright St.	44 60	140	H Marist	51 62	
									154	H Stony Brook	48 79	
									186	A Rider	60 57	
									186	H Rider	63 73	
									203	A Holy Cross	53 61	
									222	A Monmouth	63 71	
									225	H Sacred Heart	46 74	
									231	A Albany (NY)	54 60	
									255	A Niagara	51 61	
									255	H Niagara	54 58	
									263	A St. Francis Brooklyn	65 73	
									270	A Siena	56 62	
									270	H Siena	52 48	
									287	A Canisius	44 47	
									290	H Fairfield	47 41	
									326	A Iona	54 52	
									326	H Iona	55 33	
									327	H Lafayette	60 49	
									334	H Detroit Mercy	56 58	
									338	A Saint Peter's	62 44	
									350	H LIU Brooklyn	61 46	
LAST 12 Division I GAMES:												
326	A Iona	54 52	270	H Siena	52 48							
186	A Rider	60 57	290	H Fairfield	47 41							
58	H Quinnipiac	39 64	140	A Marist	69 51							
222	A Monmouth	63 71	255	H Niagara	54 58							
338	A Saint Peter's	62 44	186	H Rider	63 73							
140	H Marist	51 62	326	H Iona	55 33							

Non-Div I Games:

Manhattan

■ Loss,
■ Non-Conf,
■ S Site,
■ H Home
■ A Away
N Neutral

Marist

M
a
r
i
s
t

Non-Div I Games:

Average RPI Win:	112	WON-LOST	WINNING	LAST 10	STRENGTH OF	OPP. STRENGTH	TEAM	ADJ.	CONF.	ADJ CONF.
Average RPI Loss:	34	RECORD	PCT. RANK	GAMES	SCHEDULE	OF SCHEDULE	RPI	RPI	RPI	RPI
DIV. I ONLY	22- 5	21	1- 0	14	39	11	11	6	6	
DIV. I NON-CONF.	9- 3	61	1- 0	22	27	20	20	4	4	
TOTALS	RPI 1-25	RPI 26-50	W-L RECORDS	RPI 51-100	RPI 101-150	RPI 150+				
22- 5	0- 3	5- 1	OVERALL	8- 1	5- 0	4- 0				
14- 2	0- 1	3- 1	HOME	6- 0	3- 0	2- 0				
8- 3	0- 2	2- 0	AWAY	2- 1	2- 0	2- 0				
0- 0	0- 0	0- 0	NEUTRAL	0- 0	0- 0	0- 0				
9- 3	0- 3	2- 0	NON-CONFERENCE	2- 0	2- 0	3- 0				
7- 1	0- 1	2- 0	HOME	2- 0	1- 0	2- 0				
2- 2	0- 2	0- 0	AWAY	0- 0	1- 0	1- 0				
0- 0	0- 0	0- 0	NEUTRAL	0- 0	0- 0	0- 0				
13- 2	0- 0	3- 1	CONFERENCE	6- 1	3- 0	1- 0				
7- 1	0- 0	1- 1	HOME	4- 0	2- 0	0- 0				
6- 1	0- 0	2- 0	AWAY	2- 1	1- 0	1- 0				
0- 0	0- 0	0- 0	NEUTRAL	0- 0	0- 0	0- 0				

RPI	S	Opponent	Score	RPI	S	Opponent	Score	RPI	S	Opponent	Score	RPI	S	Opponent	Score
1	H	Notre Dame	63 87	30	A	DePaul	93 87	56	A	Villanova	91 55	111	H	Creighton	85 67
7	A	Mississippi St.	82 87	30	H	DePaul	96 63	56	H	Villanova	93 55	118	A	Northwestern	76 57
18	A	Miami (FL)	55 63	36	H	South Dakota St.	91 52	68	H	Green Bay	80 54	131	A	Seton Hall	109 63
				44	H	Michigan	85 74	80	H	UNI	102 61	131	H	Seton Hall	96 60
				50	A	Butler	87 58	93	A	St. John's (NY)	74 81	147	H	Montana St.	100 52
				50	H	Butler	57 61	93	H	St. John's (NY)	83 73	190	A	Milwaukee	83 74
								96	A	Georgetown	72 62	191	A	Xavier	90 44
								96	H	Georgetown	59 52	262	H	Binghamton	93 40
								100	H	Providence	85 46	339	H	UIC	96 32
LAST 12 Division I GAMES:															
80	H	UNI	102 61	96	H	Georgetown	59 52								
18	A	Miami (FL)	55 63	30	A	DePaul	93 87								
50	H	Butler	57 61	50	A	Butler	87 58								
131	A	Seton Hall	109 63	191	A	Xavier	90 44								
93	A	St. John's (NY)	74 81	93	H	St. John's (NY)	83 73								
56	H	Villanova	93 55	131	H	Seton Hall	96 60								

Non-Div I Games:

Marquette

Average RPI Win:	242	WON-LOST	WINNING	LAST 10	STRENGTH OF	OPP. STRENGTH	TEAM	ADJ.	CONF.	ADJ CONF.
Average RPI Loss:	137	RECORD	PCT. RANK	GAMES	SCHEDULE	OF SCHEDULE	RPI	RPI	RPI	RPI
DIV. I ONLY	14- 11	139	1- 0	300	139	194	194	14	14	
DIV. I NON-CONF.	5- 7	206	0- 0	343	170	329	329	17	17	
TOTALS	RPI 1-25	RPI 26-50	W-L RECORDS	RPI 51-100	RPI 101-150	RPI 150+				
14- 11	0- 0	0- 2	OVERALL	2- 0	1- 5	11- 4				
9- 4	0- 0	0- 1	HOME	1- 0	1- 1	7- 2				
5- 7	0- 0	0- 1	AWAY	1- 0	0- 4	4- 2				
0- 0	0- 0	0- 0	NEUTRAL	0- 0	0- 0	0- 0				
5- 7	0- 0	0- 1	NON-CONFERENCE	0- 0	0- 3	5- 3				
5- 2	0- 0	0- 0	HOME	0- 0	0- 1	5- 1				
0- 5	0- 0	0- 1	AWAY	0- 0	0- 2	0- 2				
0- 0	0- 0	0- 0	NEUTRAL	0- 0	0- 0	0- 0				
9- 4	0- 0	0- 1	CONFERENCE	2- 0	1- 2	6- 1				
4- 2	0- 0	0- 1	HOME	1- 0	1- 0	2- 1				
5- 2	0- 0	0- 0	AWAY	1- 0	0- 2	4- 0				
0- 0	0- 0	0- 0	NEUTRAL	0- 0	0- 0	0- 0				

RPI S	Opponent	Score	RPI S	Opponent	Score	RPI S	Opponent	Score	RPI S	Opponent	Score	Team's RPI: 194
35	H Rice	67 79	49	A Clemson	54 68	64	A Middle Tenn.	59 53	108	H Towson	69 76	
						75	H Old Dominion	57 48	114	A UAB	59 77	
									127	A Western Ky.	55 85	
									133	H Charlotte	63 62	
									146	A Southern Ill.	49 58	
									148	A Appalachian St.	52 74	
									167	H Louisiana Tech	90 88	
									177	H North Texas	67 55	
									183	H Southern Miss.	52 64	
									184	A Wisconsin	49 67	
									189	H Indiana St.	53 62	
									221	A Bowling Green	76 99	
									277	A UTEP	63 60	
									278	H Cleveland St.	86 64	
									297	A Fla. Atlantic	72 67	
									299	H Tennessee St.	80 59	
									300	A UTSA	79 72	
									312	A FIU	86 58	
									330	H Coppin St.	88 67	
									332	H Evansville	72 65	
									343	H Delaware St.	75 63	
LAST 12 Division I GAMES:												
64	A Middle Tenn.	59 53	183	H Southern Miss.	52 64							
114	A UAB	59 77	167	H Louisiana Tech	90 88							
35	H Rice	67 79	312	A FIU	86 58							
177	H North Texas	67 55	297	A Fla. Atlantic	72 67							
300	A UTSA	79 72	127	A Western Ky.	55 85							
277	A UTEP	63 60	133	H Charlotte	63 62							

Non-Div I Games: Bluefield St. 82 29

Marshall

Maryland

Through Games Of Feb. 22, 2019

Average RPI Win: 132		WON-LOST	WINNING	LAST 10	STRENGTH OF	OPP. STRENGTH	TEAM	ADJ.	CONF.	ADJ CONF.
Average RPI Loss: 27		RECORD	PCT. RANK	GAMES	SCHEDULE	OF SCHEDULE	RPI	RPI	RPI	RPI
DIV. I ONLY		24- 3	6	1- 0	84	32	14	14	4	4
DIV. I NON-CONF.		11- 0	1	0- 0	207	80	24	24	6	6
TOTALS		RPI 1-25	RPI 26-50		W-L RECORDS		RPI 51-100	RPI 101-150	RPI 150+	
24- 3	2- 2	4- 1		OVERALL		4- 0	7- 0	7- 0		
13- 1	0- 1	3- 0		HOME		2- 0	4- 0	4- 0		
9- 2	2- 1	1- 1		AWAY		2- 0	2- 0	2- 0		
2- 0	0- 0	0- 0		NEUTRAL		0- 0	1- 0	1- 0		
11- 0	1- 0	2- 0		NON-CONFERENCE		0- 0	3- 0	5- 0		
6- 0	0- 0	2- 0		HOME		0- 0	1- 0	3- 0		
3- 0	1- 0	0- 0		AWAY		0- 0	1- 0	1- 0		
2- 0	0- 0	0- 0		NEUTRAL		0- 0	1- 0	1- 0		
13- 3	1- 2	2- 1		CONFERENCE		4- 0	4- 0	2- 0		
7- 1	0- 1	1- 0		HOME		2- 0	3- 0	1- 0		
6- 2	1- 1	1- 1		AWAY		2- 0	1- 0	1- 0		
0- 0	0- 0	0- 0		NEUTRAL		0- 0	0- 0	0- 0		

RPI	S	Opponent	Score	RPI	S	Opponent	Score	RPI	S	Opponent	Score	RPI	S	Opponent	Score
8	A	Iowa	73 86	33	H	Georgia Tech	67 54	78	A	Ohio St.	70 57	102	H	Minnesota	71 69
20	A	South Carolina	85 61	39	H	James Madison	87 63	78	H	Ohio St.	75 69	103	N	Georgia	58 51
25	A	Rutgers	62 48	44	H	Michigan	83 69	82	A	Nebraska	81 63	113	H	Dayton	82 71
25	H	Rutgers	65 73	46	A	Indiana	76 56	82	H	Nebraska	89 63	118	H	Northwestern	72 57
				48	A	Michigan St.	60 77					128	A	Penn St.	77 61
												128	H	Penn St.	79 67
												143	A	Delaware	77 53
												184	H	Wisconsin	75 57
												192	A	George Washington	69 30
												196	A	Illinois	80 66
												289	H	Loyola Maryland	83 48
												302	N	Morgan St.	68 44
												318	H	UMBC	92 61
												330	H	Coppin St.	93 36
LAST 12 Division I GAMES:															
102	H	Minnesota	71 69	184	H	Wisconsin	75 57								
8	A	Iowa	73 86	46	A	Indiana	76 56								
82	H	Nebraska	89 63	78	A	Ohio St.	70 57								
25	A	Rutgers	62 48	128	H	Penn St.	79 67								
118	H	Northwestern	72 57	48	A	Michigan St.	60 77								
196	A	Illinois	80 66	44	H	Michigan	83 69								

Non-Div I Games:

Maryland

Loss, Non-Conf, S Site, H Home A Away N Neutral

Average RPI Win:	227	WON-LOST	WINNING	LAST 10	STRENGTH OF	OPP. STRENGTH	TEAM	ADJ.	CONF.	ADJ CONF.
Average RPI Loss:	184	RECORD	PCT. RANK	GAMES	SCHEDULE	OF SCHEDULE	RPI	RPI	RPI	RPI
DIV. I ONLY	13- 14	183	0- 1	263	246	229	229	17	17	
DIV. I NON-CONF.	8- 6	138	0- 0	250	329	198	198	16	16	
TOTALS	RPI 1-25	RPI 26-50	W-L RECORDS	RPI 51-100	RPI 101-150	RPI 150+				
13- 14	0- 0	0- 1	OVERALL	0- 2	2- 3	11- 8				
8- 6	0- 0	0- 0	HOME	0- 0	0- 1	8- 5				
4- 7	0- 0	0- 0	AWAY	0- 2	2- 2	2- 3				
1- 1	0- 0	0- 1	NEUTRAL	0- 0	0- 0	1- 0				
8- 6	0- 0	0- 1	NON-CONFERENCE	0- 1	1- 1	7- 3				
5- 2	0- 0	0- 0	HOME	0- 0	0- 0	5- 2				
2- 3	0- 0	0- 0	AWAY	0- 1	1- 1	1- 1				
1- 1	0- 0	0- 1	NEUTRAL	0- 0	0- 0	1- 0				
5- 8	0- 0	0- 0	CONFERENCE	0- 1	1- 2	4- 5				
3- 4	0- 0	0- 0	HOME	0- 0	0- 1	3- 3				
2- 4	0- 0	0- 0	AWAY	0- 1	1- 1	1- 2				
0- 0	0- 0	0- 0	NEUTRAL	0- 0	0- 0	0- 0				

RPI 1-25				RPI 26-50				RPI 51-100				RPI 101+ Team's RPI: 229			
RPI	S	Opponent	Score	RPI	S	Opponent	Score	RPI	S	Opponent	Score	RPI	S	Opponent	Score
				47	N	Bucknell	58 77	87	A	Northeastern	52 53	108	A	Towson	53 78
								98	A	VCU	48 52	113	A	Dayton	47 75
												140	A	Marist	70 55
												141	A	Davidson	70 58
												141	H	Davidson	49 64
												152	H	Duquesne	69 66
												157	H	Boston U.	66 55
												185	H	Saint Louis	70 66
												192	H	George Washington	59 66
												211	H	George Mason	52 70
												223	H	UTRGV	74 70
												225	H	Sacred Heart	78 61
												230	H	St. Bonaventure	63 64
												242	A	Saint Joseph's	54 55
												243	H	North Dakota	52 59
												253	H	Rhode Island	56 34
												265	A	Richmond	58 62
												269	A	Brown	90 61
												270	A	Siena	59 64
												290	N	Fairfield	59 49
												291	A	La Salle	74 60
												305	H	Incarnate Word	71 59
												316	H	Central Conn. St.	74 59
												328	H	UMass Lowell	59 62
LAST 12 Division I GAMES:															
				192	H	George Washington	59 66	98	A	VCU	48 52				
				141	H	Davidson	49 64	230	H	St. Bonaventure	63 64				
				242	A	Saint Joseph's	54 55	141	A	Davidson	70 58				
				253	H	Rhode Island	56 34	211	H	George Mason	52 70				
				152	H	Duquesne	69 66	291	A	La Salle	74 60				
				265	A	Richmond	58 62	113	A	Dayton	47 75				

Non-Div I Games:

Massachusetts

■ Loss,
 ■ Non-Conf,
 ■ S Site,
 ■ H Home
 ■ A Away
 N Neutral

Average RPI Win: 282	WON-LOST	WINNING	LAST 10	STRENGTH OF	OPP. STRENGTH	TEAM	ADJ.	CONF.	ADJ CONF.
Average RPI Loss: 187	RECORD	PCT. RANK	GAMES	SCHEDULE	OF SCHEDULE	RPI	RPI	RPI	RPI
DIV. I ONLY	4- 17	321	0- 1	241	294	314	314	25	25
DIV. I NON-CONF.	0- 8	336	0- 0	74	227	307	307	23	23
TOTALS	RPI 1-25	RPI 26-50	W-L RECORDS	RPI 51-100	RPI 101-150	RPI 150+			
4- 17	0- 0	0- 2	OVERALL	0- 3	0- 1	4- 11			
2- 7	0- 0	0- 0	HOME	0- 2	0- 0	2- 5			
2- 10	0- 0	0- 2	AWAY	0- 1	0- 1	2- 6			
0- 0	0- 0	0- 0	NEUTRAL	0- 0	0- 0	0- 0			
0- 8	0- 0	0- 2	NON-CONFERENCE	0- 1	0- 1	0- 4			
0- 2	0- 0	0- 0	HOME	0- 0	0- 0	0- 2			
0- 6	0- 0	0- 2	AWAY	0- 1	0- 1	0- 2			
0- 0	0- 0	0- 0	NEUTRAL	0- 0	0- 0	0- 0			
4- 9	0- 0	0- 0	CONFERENCE	0- 2	0- 0	4- 7			
2- 5	0- 0	0- 0	HOME	0- 2	0- 0	2- 3			
2- 4	0- 0	0- 0	AWAY	0- 0	0- 0	2- 4			
0- 0	0- 0	0- 0	NEUTRAL	0- 0	0- 0	0- 0			

RPI S	Opponent	Score	RPI S	Opponent	Score	RPI S	Opponent	Score	RPI S	Opponent	Score	Team's RPI: 314
29	A Texas	40 96	66	A LSU	36 86	114	A UAB	48 91				
35	A Rice	65 93	67	H Lamar University	62 64	164	A Abilene Christian	52 109				
			76	H SFA	48 97	167	H Louisiana Tech	48 89				
						173	A Nicholls St.	69 68				
						179	H Sam Houston St.	80 93				
						198	A Grambling	51 75				
						244	H Louisiana	59 70				
						282	A Central Ark.	45 76				
						296	A New Orleans	76 88				
						305	H Incarnate Word	66 68				
						307	A Southeastern La.	75 70				
						307	H Southeastern La.	62 56				
						317	A La.-Monroe	60 69				
						324	A Northwestern St.	63 82				
						324	H Northwestern St.	73 89				
						341	H Houston Baptist	81 71				
LAST 12 Division I GAMES:												
282	A Central Ark.	45 76	341	H Houston Baptist	81 71							
307	A Southeastern La.	75 70	307	H Southeastern La.	62 56							
76	H SFA	48 97	173	A Nicholls St.	69 68							
324	H Northwestern St.	73 89	296	A New Orleans	76 88							
179	H Sam Houston St.	80 93	164	A Abilene Christian	52 109							
67	H Lamar University	62 64	324	A Northwestern St.	63 82							

Non-Div I Games: LSU-Alexandria 60 **68** Southern-N.O. 106 54 Louisiana Col. 86 68

McNeese

Loss, Non-Conf, S Site, H Home A Away N Neutral

Average RPI Win:	220	WON-LOST	WINNING	LAST 10	STRENGTH OF	OPP. STRENGTH	TEAM	ADJ.	CONF.	ADJ CONF.
Average RPI Loss:	140	RECORD	PCT. RANK	GAMES	SCHEDULE	OF SCHEDULE	RPI	RPI	RPI	RPI
DIV. I ONLY	10- 16	239	0- 1	122	178	204	204	9	9	
DIV. I NON-CONF.	5- 8	224	0- 0	211	295	277	277	9	9	
TOTALS	RPI 1-25	RPI 26-50	W-L RECORDS	RPI 51-100	RPI 101-150	RPI 150+				
10- 16	0- 2	0- 0	OVERALL	0- 4	2- 2	8- 8				
6- 8	0- 1	0- 0	HOME	0- 3	0- 1	6- 3				
3- 8	0- 1	0- 0	AWAY	0- 1	2- 1	1- 5				
1- 0	0- 0	0- 0	NEUTRAL	0- 0	0- 0	1- 0				
5- 8	0- 0	0- 0	NON-CONFERENCE	0- 2	0- 1	5- 5				
4- 4	0- 0	0- 0	HOME	0- 2	0- 0	4- 2				
0- 4	0- 0	0- 0	AWAY	0- 0	0- 1	0- 3				
1- 0	0- 0	0- 0	NEUTRAL	0- 0	0- 0	1- 0				
5- 8	0- 2	0- 0	CONFERENCE	0- 2	2- 1	3- 3				
2- 4	0- 1	0- 0	HOME	0- 1	0- 1	2- 1				
3- 4	0- 1	0- 0	AWAY	0- 1	2- 0	1- 2				
0- 0	0- 0	0- 0	NEUTRAL	0- 0	0- 0	0- 0				

RPI	S	Opponent	Score	RPI	S	Opponent	Score	RPI	S	Opponent	Score	RPI	S	Opponent	Score	Team's RPI: 204
5	A	UConn	45 102					60	H	Little Rock	60 63	114	A	UAB	54 85	
15	H	UCF	55 68					81	H	Toledo	48 58	130	A	South Fla.	47 40	
								88	A	Cincinnati	56 80	150	A	Tulane	65 59	
								88	H	Cincinnati	69 89	150	H	Tulane	61 62	
												159	A	Tulsa	39 46	
												159	H	Tulsa	59 56	
												161	N	Mercer	59 53	
												167	H	Louisiana Tech	50 66	
												176	A	Coastal Caro.	71 90	
												181	A	Arkansas St.	66 77	
												192	A	George Washington	38 51	
												213	A	East Carolina	59 68	
												213	H	East Carolina	58 46	
												220	H	Southeast Mo. St.	69 57	
												247	A	Wichita St.	71 50	
												247	H	Wichita St.	48 57	
												284	H	Samford	53 48	
												292	H	Jackson St.	68 67	
												296	H	New Orleans	59 66	
												340	H	N.C. Central	77 56	
LAST 12 Division I GAMES:																
5	A	UConn	45 102	150	H	Tulane	61 62									
150	A	Tulane	65 59	88	A	Cincinnati	56 80									
88	H	Cincinnati	69 89	130	A	South Fla.	47 40									
213	A	East Carolina	59 68	213	H	East Carolina	58 46									
247	H	Wichita St.	48 57	247	A	Wichita St.	71 50									
159	H	Tulsa	59 56	159	A	Tulsa	39 46									

Non-Div I Games:

Memphis

■ Loss,
 ■ Non-Conf,
 ■ S Site,
 ■ H Home
 ■ A Away
 N Neutral

Average RPI Win:	251	WON-LOST	WINNING	LAST 10	STRENGTH OF	OPP. STRENGTH	TEAM	ADJ.	CONF.	ADJ CONF.
Average RPI Loss:	132	RECORD	PCT. RANK	GAMES	SCHEDULE	OF SCHEDULE	RPI	RPI	RPI	RPI
DIV. I ONLY	19- 7	56	1- 0	330	145	161	161	27	27	
DIV. I NON-CONF.	8- 7	160	0- 0	264	65	190	190	24	24	
TOTALS	RPI 1-25	RPI 26-50	W-L RECORDS	RPI 51-100	RPI 101-150	RPI 150+				
19- 7	0- 2	0- 0	OVERALL	0- 0	1- 2	18- 3				
9- 3	0- 2	0- 0	HOME	0- 0	1- 0	8- 1				
9- 3	0- 0	0- 0	AWAY	0- 0	0- 2	9- 1				
1- 1	0- 0	0- 0	NEUTRAL	0- 0	0- 0	1- 1				
8- 7	0- 2	0- 0	NON-CONFERENCE	0- 0	1- 2	7- 3				
4- 3	0- 2	0- 0	HOME	0- 0	1- 0	3- 1				
3- 3	0- 0	0- 0	AWAY	0- 0	0- 2	3- 1				
1- 1	0- 0	0- 0	NEUTRAL	0- 0	0- 0	1- 1				
11- 0	0- 0	0- 0	CONFERENCE	0- 0	0- 0	11- 0				
5- 0	0- 0	0- 0	HOME	0- 0	0- 0	5- 0				
6- 0	0- 0	0- 0	AWAY	0- 0	0- 0	6- 0				
0- 0	0- 0	0- 0	NEUTRAL	0- 0	0- 0	0- 0				

RPI S	Opponent	Score	RPI S	Opponent	Score	RPI S	Opponent	Score	RPI S	Opponent	Score	Team's RPI: 161
15	H UCF	42 76							103	A Georgia	60 67	
21	H Florida St.	56 57							115	A Wake Forest	54 69	
									133	H Charlotte	57 40	
									158	H Chattanooga	65 58	
									178	H UNC Asheville	61 47	
									192	A George Washington	61 53	
									204	N Memphis	53 59	
									210	A Furman	75 60	
									218	H Florida	92 82	
									221	N Bowling Green	76 63	
									228	A Jacksonville	66 71	
									235	A Howard	85 70	
									238	H Columbia	68 72	
									258	A ETSU	83 77	
									258	H ETSU	64 41	
									272	A Wofford	81 79	
									280	A Ga. Southern	79 72	
									284	A Samford	68 52	
									284	H Samford	76 68	
									298	H Kennesaw St.	64 48	
									311	A UNC Greensboro	71 58	
									311	H UNC Greensboro	85 73	
									335	A Western Caro.	69 67	
									335	H Western Caro.	71 55	
LAST 12 Division I GAMES:												
258	A	ETSU	83	77	258	H	ETSU	64	41			
335	H	Western Caro.	71	55	158	H	Chattanooga	65	58			
311	H	UNC Greensboro	85	73	311	A	UNC Greensboro	71	58			
284	A	Samford	68	52	335	A	Western Caro.	69	67			
210	A	Furman	75	60	284	H	Samford	76	68			
272	A	Wofford	81	79	238	H	Columbia	68	72			

Non-Div I Games:

Mercer

■ Loss,
 ■ Non-Conf, S Site,
 ■ Home
 ■ Away
 N Neutral

Average RPI Win:	124	WON-LOST	WINNING	LAST 10	STRENGTH OF	OPP. STRENGTH	TEAM	ADJ.	CONF.	ADJ CONF.
Average RPI Loss:	39	RECORD	PCT. RANK	GAMES	SCHEDULE	OF SCHEDULE	RPI	RPI	RPI	RPI
DIV. I ONLY	22- 6	31	2- 1	52	6	18	18	1	1	
DIV. I NON-CONF.	12- 3	52	2- 1	141	40	51	51	1	1	
TOTALS	RPI 1-25	RPI 26-50	W-L RECORDS	RPI 51-100	RPI 101-150	RPI 150+				
22- 6	4- 3	1- 1	OVERALL	4- 2	7- 0	6- 0				
14- 2	2- 1	1- 1	HOME	3- 0	4- 0	4- 0				
6- 4	2- 2	0- 0	AWAY	1- 2	2- 0	1- 0				
2- 0	0- 0	0- 0	NEUTRAL	0- 0	1- 0	1- 0				
12- 3	1- 2	0- 0	NON-CONFERENCE	2- 1	3- 0	6- 0				
9- 1	1- 1	0- 0	HOME	2- 0	2- 0	4- 0				
1- 2	0- 1	0- 0	AWAY	0- 1	0- 0	1- 0				
2- 0	0- 0	0- 0	NEUTRAL	0- 0	1- 0	1- 0				
10- 3	3- 1	1- 1	CONFERENCE	2- 1	4- 0	0- 0				
5- 1	1- 0	1- 1	HOME	1- 0	2- 0	0- 0				
5- 2	2- 1	0- 0	AWAY	1- 1	2- 0	0- 0				
0- 0	0- 0	0- 0	NEUTRAL	0- 0	0- 0	0- 0				

RPI	S	Opponent	Score	RPI	S	Opponent	Score	RPI	S	Opponent	Score	RPI	S	Opponent	Score
1	H	Notre Dame	72 65	28	H	North Carolina	76 68	59	A	Virginia Tech	65 73	105	H	Virginia	72 59
3	A	Louisville	79 73	49	H	Clemson	67 76	59	H	Virginia Tech	68 61	112	H	Hartford	75 62
9	A	Iowa St.	52 75					73	A	Purdue	63 74	115	A	Wake Forest	72 57
11	H	Marquette	63 55					76	H	SFA	81 60	120	H	Boston College	76 73
12	A	Syracuse	84 71					82	H	Nebraska	82 68	124	A	Pittsburgh	65 51
21	A	Florida St.	58 62					90	A	Duke	58 50	134	N	Alabama	101 74
24	H	Central Mich.	80 90									144	H	Colorado	73 58
												165	H	Temple	73 61
												182	H	UMES	71 53
												201	N	Vanderbilt	90 65
												296	H	New Orleans	78 38
												312	A	FIU	94 43
												347	H	Florida A&M	103 54
LAST 12 Division I GAMES:															
112	H	Hartford	75 62	1	H	Notre Dame	72 65								
11	H	Marquette	63 55	105	H	Virginia	72 59								
9	A	Iowa St.	52 75	21	A	Florida St.	58 62								
59	A	Virginia Tech	65 73	120	H	Boston College	76 73								
3	A	Louisville	79 73	12	A	Syracuse	84 71								
124	A	Pittsburgh	65 51	28	H	North Carolina	76 68								

Non-Div I Games:

Miami (FL)

■ Loss,
■ Non-Conf, S Site,
■ Home
■ Away
N Neutral

Average RPI Win:	181	WON-LOST	WINNING	LAST 10	STRENGTH OF	OPP. STRENGTH	TEAM	ADJ.	CONF.	ADJ CONF.
Average RPI Loss:	122	RECORD	PCT. RANK	GAMES	SCHEDULE	OF SCHEDULE	RPI	RPI	RPI	RPI
DIV. I ONLY	19- 4	19	1- 0	158	126	43	43	7	7	
DIV. I NON-CONF.	8- 2	52	0- 0	328	283	127	127	8	8	
TOTALS	RPI 1-25	RPI 26-50	W-L RECORDS	RPI 51-100	RPI 101-150	RPI 150+				
19- 4	1- 1	1- 1	OVERALL	5- 1	1- 0	11- 1				
8- 1	0- 0	0- 1	HOME	4- 0	1- 0	3- 0				
11- 3	1- 1	1- 0	AWAY	1- 1	0- 0	8- 1				
0- 0	0- 0	0- 0	NEUTRAL	0- 0	0- 0	0- 0				
8- 2	0- 1	0- 0	NON-CONFERENCE	1- 0	1- 0	6- 1				
3- 0	0- 0	0- 0	HOME	1- 0	1- 0	1- 0				
5- 2	0- 1	0- 0	AWAY	0- 0	0- 0	5- 1				
0- 0	0- 0	0- 0	NEUTRAL	0- 0	0- 0	0- 0				
11- 2	1- 0	1- 1	CONFERENCE	4- 1	0- 0	5- 0				
5- 1	0- 0	0- 1	HOME	3- 0	0- 0	2- 0				
6- 1	1- 0	1- 0	AWAY	1- 1	0- 0	3- 0				
0- 0	0- 0	0- 0	NEUTRAL	0- 0	0- 0	0- 0				

RPI 1-25				RPI 26-50				Team's RPI: 43	RPI 51-100				RPI 101+			
RPI	S	Opponent	Score	RPI	S	Opponent	Score		RPI	S	Opponent	Score	RPI	S	Opponent	Score
3	A	Louisville	73 95	37	A	Ohio	67 61		79	H	Kent St.	79 63	126	H	High Point	68 55
24	A	Central Mich.	70 67	40	H	Buffalo	59 66		81	A	Toledo	65 56	160	A	Akron	67 61
									81	H	Toledo	65 64	188	H	Eastern Mich.	63 58
									88	H	Cincinnati	78 65	193	A	Jacksonville St.	58 41
									97	A	Northern Ill.	71 82	207	H	Ball St.	60 57
									97	H	Northern Ill.	70 45	221	A	Bowling Green	82 75
													267	A	Western Mich.	81 62
													287	A	Canisius	62 59
													310	A	Valparaiso	68 47
													325	H	Eastern Ky.	60 44
													334	A	Detroit Mercy	78 59
													339	A	UIC	65 56
													347	A	Florida A&M	56 57
LAST 12 Division I GAMES:																
81	A	Toledo	65 56	37	A	Ohio	67 61		79	H	Kent St.	79 63				
160	A	Akron	67 61						207	H	Ball St.	60 57				
97	H	Northern Ill.	70 45						24	A	Central Mich.	70 67				
221	A	Bowling Green	82 75						40	H	Buffalo	59 66				
188	H	Eastern Mich.	63 58						81	H	Toledo	65 64				
267	A	Western Mich.	81 62													

Non-Div I Games: Ohio Dominican 74 29

Miami (OH)

Average RPI Win:	165	WON-LOST	WINNING	LAST 10	STRENGTH OF	OPP. STRENGTH	TEAM	ADJ.	CONF.	ADJ CONF.
Average RPI Loss:	36	RECORD	PCT. RANK	GAMES	SCHEDULE	OF SCHEDULE	RPI	RPI	RPI	RPI
DIV. I ONLY	19- 9	79	1- 1	73	53	44	44	4	4	
DIV. I NON-CONF.	9- 3	61	1- 1	243	131	85	85	6	6	
TOTALS	RPI 1-25	RPI 26-50	W-L RECORDS	RPI 51-100	RPI 101-150	RPI 150+				
19- 9	2- 4	2- 3	OVERALL	2- 2	3- 0	10- 0				
12- 1	2- 0	1- 1	HOME	2- 0	2- 0	5- 0				
5- 7	0- 4	0- 1	AWAY	0- 2	1- 0	4- 0				
2- 1	0- 0	1- 1	NEUTRAL	0- 0	0- 0	1- 0				
9- 3	0- 2	1- 1	NON-CONFERENCE	0- 0	0- 0	8- 0				
5- 0	0- 0	0- 0	HOME	0- 0	0- 0	5- 0				
2- 2	0- 2	0- 0	AWAY	0- 0	0- 0	2- 0				
2- 1	0- 0	1- 1	NEUTRAL	0- 0	0- 0	1- 0				
10- 6	2- 2	1- 2	CONFERENCE	2- 2	3- 0	2- 0				
7- 1	2- 0	1- 1	HOME	2- 0	2- 0	0- 0				
3- 5	0- 2	0- 1	AWAY	0- 2	1- 0	2- 0				
0- 0	0- 0	0- 0	NEUTRAL	0- 0	0- 0	0- 0				

RPI 1-25				RPI 26-50				Team's RPI: 44				RPI 51-100				RPI 101+			
RPI	S	Opponent	Score	RPI	S	Opponent	Score	RPI	S	Opponent	Score	RPI	S	Opponent	Score	RPI	S	Opponent	Score
8	A	Iowa	61 75	27	N	Missouri	70 54	73	A	Purdue	70 71	102	H	Minnesota	76 60				
8	H	Iowa	90 81	29	N	Texas	52 69	78	H	Ohio St.	62 58	118	H	Northwestern	79 78				
10	A	NC State	55 66	46	A	Indiana	60 70	82	A	Nebraska	56 70	128	A	Penn St.	66 62				
11	A	Marquette	74 85	46	H	Indiana	67 58	82	H	Nebraska	67 61	162	N	Washington	80 73				
14	A	Maryland	69 83	48	H	Michigan St.	73 77					175	H	Southern U.	76 35				
25	H	Rutgers	86 76									184	A	Wisconsin	76 70				
												196	A	Illinois	70 56				
												240	H	Mt. St. Mary's	88 40				
												267	A	Western Mich.	79 42				
												302	H	Morgan St.	70 47				
												304	A	Oakland	85 59				
												334	H	Detroit Mercy	95 62				
												350	H	LIU Brooklyn	83 38				
LAST 12 Division I GAMES:																			
162	N	Washington	80 73	82	H	Nebraska	67 61												
29	N	Texas	52 69	184	A	Wisconsin	76 70												
25	H	Rutgers	86 76	8	H	Iowa	90 81												
196	A	Illinois	70 56	48	H	Michigan St.	73 77												
46	H	Indiana	67 58	46	A	Indiana	60 70												
128	A	Penn St.	66 62	78	H	Ohio St.	62 58												

Non-Div I Games:

Michigan

Average RPI Win:	141	WON-LOST	WINNING	LAST 10	STRENGTH OF	OPP. STRENGTH	TEAM	ADJ.	CONF.	ADJ CONF.
Average RPI Loss:	70	RECORD	PCT. RANK	GAMES	SCHEDULE	OF SCHEDULE	RPI	RPI	RPI	RPI
DIV. I ONLY	17- 9	87	0- 1	58	31	48	48	4	4	
DIV. I NON-CONF.	10- 1	17	0- 0	189	42	38	38	6	6	
TOTALS	RPI 1-25	RPI 26-50	W-L RECORDS	RPI 51-100	RPI 101-150	RPI 150+				
17- 9	3- 3	2- 1	OVERALL	2- 3	3- 1	7- 1				
13- 1	3- 0	1- 0	HOME	2- 1	2- 0	5- 0				
3- 7	0- 2	1- 1	AWAY	0- 2	1- 1	1- 1				
1- 1	0- 1	0- 0	NEUTRAL	0- 0	0- 0	1- 0				
10- 1	1- 1	0- 0	NON-CONFERENCE	1- 0	2- 0	6- 0				
7- 0	1- 0	0- 0	HOME	1- 0	1- 0	4- 0				
2- 0	0- 0	0- 0	AWAY	0- 0	1- 0	1- 0				
1- 1	0- 1	0- 0	NEUTRAL	0- 0	0- 0	1- 0				
7- 8	2- 2	2- 1	CONFERENCE	1- 3	1- 1	1- 1				
6- 1	2- 0	1- 0	HOME	1- 1	1- 0	1- 0				
1- 7	0- 2	1- 1	AWAY	0- 2	0- 1	0- 1				
0- 0	0- 0	0- 0	NEUTRAL	0- 0	0- 0	0- 0				

RPI 1-25				RPI 26-50				Team's RPI: 48	RPI 51-100				RPI 101+			
RPI	S	Opponent	Score	RPI	S	Opponent	Score		RPI	S	Opponent	Score	RPI	S	Opponent	Score
6	H	Oregon	88 82	44	A	Michigan	77 73		73	H	Purdue	74 66	102	H	Minnesota	86 68
8	A	Iowa	71 86	46	A	Indiana	64 68		74	H	Wright St.	84 68	105	H	Virginia	91 66
8	H	Iowa	84 70	46	H	Indiana	77 61		78	A	Ohio St.	55 65	112	A	Hartford	74 66
10	N	NC State	74 78						78	H	Ohio St.	70 77	118	A	Northwestern	62 70
14	H	Maryland	77 60						82	A	Nebraska	71 82	184	A	Wisconsin	62 79
25	A	Rutgers	62 76										196	H	Illinois	77 60
													221	H	Bowling Green	99 69
													234	H	Texas Southern	91 45
													258	H	ETSU	75 53
													297	H	Fla. Atlantic	89 74
													298	N	Kennesaw St.	75 51
													304	A	Oakland	102 58
LAST 12 Division I GAMES:																
78	H	Ohio St.	70 77	44	A	Michigan	77 73		196	H	Illinois	77 60				
82	A	Nebraska	71 82	25	A	Rutgers	62 76		14	H	Maryland	77 60				
184	A	Wisconsin	62 79	78	A	Ohio St.	55 65		102	H	Minnesota	86 68				
46	H	Indiana	77 61													
8	A	Iowa	71 86													
73	H	Purdue	74 66													

Non-Div I Games:

Michigan St.

Middle Tenn.

Through Games Of Feb. 22, 2019

Average RPI Win:	200	WON-LOST	WINNING	LAST 10	STRENGTH OF	OPP. STRENGTH	TEAM	ADJ.	CONF.	ADJ CONF.
Average RPI Loss:	92	RECORD	PCT. RANK	GAMES	SCHEDULE	OF SCHEDULE	RPI	RPI	RPI	RPI
DIV. I ONLY	19- 7	56	0- 1	103	179	64	64	14	14	
DIV. I NON-CONF.	9- 4	85	0- 1	68	244	48	48	17	17	
TOTALS	RPI 1-25	RPI 26-50	W-L RECORDS	RPI 51-100	RPI 101-150	RPI 150+				
19- 7	0- 1	0- 1	OVERALL	0- 2	5- 2	14- 1				
9- 3	0- 0	0- 1	HOME	0- 1	3- 0	6- 1				
8- 4	0- 1	0- 0	AWAY	0- 1	2- 2	6- 0				
2- 0	0- 0	0- 0	NEUTRAL	0- 0	0- 0	2- 0				
9- 4	0- 1	0- 0	NON-CONFERENCE	0- 1	2- 2	7- 0				
4- 1	0- 0	0- 0	HOME	0- 1	1- 0	3- 0				
3- 3	0- 1	0- 0	AWAY	0- 0	1- 2	2- 0				
2- 0	0- 0	0- 0	NEUTRAL	0- 0	0- 0	2- 0				
10- 3	0- 0	0- 1	CONFERENCE	0- 1	3- 0	7- 1				
5- 2	0- 0	0- 1	HOME	0- 0	2- 0	3- 1				
5- 1	0- 0	0- 0	AWAY	0- 1	1- 0	4- 0				
0- 0	0- 0	0- 0	NEUTRAL	0- 0	0- 0	0- 0				

RPI 1-25				RPI 26-50				RPI 51-100 Team's RPI: 64				RPI 101+			
RPI	S	Opponent	Score	RPI	S	Opponent	Score	RPI	S	Opponent	Score	RPI	S	Opponent	Score
19	A	Kentucky	55 72	35	H	Rice	47 60	63	H	Belmont	38 45	107	A	Troy	67 64
								75	A	Old Dominion	65 70	114	H	UAB	60 44
												119	A	Fordham	49 61
												123	H	Georgia St.	69 54
												127	H	Western Ky.	81 69
												133	A	Charlotte	62 55
												138	A	Tennessee Tech	64 68
												158	N	Chattanooga	58 47
												167	H	Louisiana Tech	75 38
												177	H	North Texas	61 46
												178	H	UNC Asheville	67 46
												183	H	Southern Miss.	66 49
												194	H	Marshall	53 59
												199	N	Dartmouth	70 58
												201	H	Vanderbilt	65 58
												210	A	Furman	78 71
												217	A	UNLV	66 62
												277	A	UTEP	79 49
												297	A	Fla. Atlantic	74 55
												300	A	UTSA	72 52
												312	A	FIU	49 43
												329	H	Mississippi Val.	101 51
LAST 12 Division I GAMES:															
119	A	Fordham	49 61	114	H	UAB	60 44								
217	A	UNLV	66 62	177	H	North Texas	61 46								
194	H	Marshall	53 59	35	H	Rice	47 60								
127	H	Western Ky.	81 69	277	A	UTEP	79 49								
75	A	Old Dominion	65 70	300	A	UTSA	72 52								
133	A	Charlotte	62 55	167	H	Louisiana Tech	75 38								

Non-Div I Games:

Middle Tenn.

■ Loss,
■ Non-Conf, S Site,
■ Home
■ Away
N Neutral

RPI 1-25				RPI 26-50				RPI 51-100				RPI 101+ Team's RPI: 190			
RPI	S	Opponent	Score	RPI	S	Opponent	Score	RPI	S	Opponent	Score	RPI	S	Opponent	Score
11	H	Marquette	74 83	46	A	Indiana	66 68	57	A	Saint Mary's (CA)	71 73	122	A	Youngstown St.	47 67
21	H	Florida St.	62 87					68	A	Green Bay	45 59	122	H	Youngstown St.	71 68
								68	H	Green Bay	62 76	125	H	IUPUI	66 67
								74	A	Wright St.	57 61	163	N	UC Riverside	56 54
								74	H	Wright St.	69 73	184	H	Wisconsin	57 68
								92	A	Fresno St.	48 65	238	H	Columbia	78 65
												243	A	North Dakota	64 46
												251	A	Northern Ky.	54 55
												251	H	Northern Ky.	59 38
												278	A	Cleveland St.	78 60
												278	H	Cleveland St.	59 53
												304	A	Oakland	79 52
												320	A	North Dakota St.	57 55
												333	H	Purdue Fort Wayne	70 48
												334	A	Detroit Mercy	62 44
												334	H	Detroit Mercy	59 34
												339	H	UIC	72 53
LAST 12 Division I GAMES:															
334	H	Detroit Mercy	59 34	339	H	UIC	72 53								
122	A	Youngstown St.	47 67	125	H	IUPUI	66 67								
278	A	Cleveland St.	78 60	334	A	Detroit Mercy	62 44								
251	H	Northern Ky.	59 38	304	A	Oakland	79 52								
74	H	Wright St.	69 73	278	H	Cleveland St.	59 53								
68	A	Green Bay	45 59	122	H	Youngstown St.	71 68								

Milwaukee

Page 169

Average RPI Win:	185	WON-LOST	WINNING	LAST 10	STRENGTH OF	OPP. STRENGTH	TEAM	ADJ.	CONF.	ADJ CONF.
Average RPI Loss:	68	RECORD	PCT. RANK	GAMES	SCHEDULE	OF SCHEDULE	RPI	RPI	RPI	RPI
DIV. I ONLY	19- 8	70	0- 1	177	64	102	102	4	4	
DIV. I NON-CONF.	11- 0	1	0- 0	344	166	101	101	6	6	
TOTALS	RPI 1-25	RPI 26-50	W-L RECORDS	RPI 51-100	RPI 101-150	RPI 150+				
19- 8	2- 2	1- 2	OVERALL	1- 3	4- 0	11- 1				
13- 4	2- 1	0- 0	HOME	0- 2	2- 0	9- 1				
6- 4	0- 1	1- 2	AWAY	1- 1	2- 0	2- 0				
0- 0	0- 0	0- 0	NEUTRAL	0- 0	0- 0	0- 0				
11- 0	1- 0	0- 0	NON-CONFERENCE	0- 0	1- 0	9- 0				
9- 0	1- 0	0- 0	HOME	0- 0	0- 0	8- 0				
2- 0	0- 0	0- 0	AWAY	0- 0	1- 0	1- 0				
0- 0	0- 0	0- 0	NEUTRAL	0- 0	0- 0	0- 0				
8- 8	1- 2	1- 2	CONFERENCE	1- 3	3- 0	2- 1				
4- 4	1- 1	0- 0	HOME	0- 2	2- 0	1- 1				
4- 4	0- 1	1- 2	AWAY	1- 1	1- 0	1- 0				
0- 0	0- 0	0- 0	NEUTRAL	0- 0	0- 0	0- 0				

RPI 1-25				RPI 26-50				RPI 51-100				RPI 101+ Team's RPI: 102			
RPI	S	Opponent	Score	RPI	S	Opponent	Score	RPI	S	Opponent	Score	RPI	S	Opponent	Score
8	H	Iowa	63 81	44	A	Michigan	60 76	73	A	Purdue	65 45	118	A	Northwestern	61 54
12	H	Syracuse	72 68	46	A	Indiana	65 61	73	H	Purdue	53 64	118	H	Northwestern	73 64
14	A	Maryland	69 71	48	A	Michigan St.	68 86	78	H	Ohio St.	55 65	120	A	Boston College	77 69
25	H	Rutgers	60 46					82	A	Nebraska	57 63	128	H	Penn St.	97 67
												184	A	Wisconsin	78 50
												184	H	Wisconsin	74 56
												191	A	Xavier	78 53
												196	H	Illinois	62 66
												226	H	Cornell	65 45
												253	H	Rhode Island	91 71
												261	H	San Diego	53 48
												283	H	Air Force	67 50
												305	H	Incarinate Word	75 39
												309	H	New Hampshire	70 47
												330	H	Coppin St.	84 52
												346	H	Ark.-Pine Bluff	84 42
LAST 12 Division I GAMES:															
14	A	Maryland	69 71	118	A	Northwestern	61 54								
128	H	Penn St.	97 67	78	H	Ohio St.	55 65								
73	A	Purdue	65 45	73	H	Purdue	53 64								
118	H	Northwestern	73 64	82	A	Nebraska	57 63								
46	A	Indiana	65 61	184	A	Wisconsin	78 50								
25	H	Rutgers	60 46	8	H	Iowa	63 81								

Non-Div I Games:

Minnesota

■ Loss,
■ Non-Conf, S Site,
■ Home
■ Away
N Neutral

Average RPI Win:	128	WON-LOST	WINNING	LAST 10	STRENGTH OF	OPP. STRENGTH	TEAM	ADJ.	CONF.	ADJ CONF.
Average RPI Loss:	17	RECORD	PCT. RANK	GAMES	SCHEDULE	OF SCHEDULE	RPI	RPI	RPI	RPI
DIV. I ONLY	24- 2	2	1- 0	43	36	7	7	5	5	
DIV. I NON-CONF.	12- 1	11	0- 0	90	47	14	14	5	5	
TOTALS	RPI 1-25	RPI 26-50	W-L RECORDS	RPI 51-100	RPI 101-150	RPI 150+				
24- 2	4- 1	2- 1	OVERALL	5- 0	3- 0	10- 0				
12- 1	3- 0	1- 1	HOME	1- 0	1- 0	6- 0				
12- 1	1- 1	1- 0	AWAY	4- 0	2- 0	4- 0				
0- 0	0- 0	0- 0	NEUTRAL	0- 0	0- 0	0- 0				
12- 1	1- 1	1- 0	NON-CONFERENCE	2- 0	1- 0	7- 0				
7- 0	1- 0	0- 0	HOME	1- 0	0- 0	5- 0				
5- 1	0- 1	1- 0	AWAY	1- 0	1- 0	2- 0				
0- 0	0- 0	0- 0	NEUTRAL	0- 0	0- 0	0- 0				
12- 1	3- 0	1- 1	CONFERENCE	3- 0	2- 0	3- 0				
5- 1	2- 0	1- 1	HOME	0- 0	1- 0	1- 0				
7- 0	1- 0	0- 0	AWAY	3- 0	1- 0	2- 0				
0- 0	0- 0	0- 0	NEUTRAL	0- 0	0- 0	0- 0				

RPI 1-25				RPI 26-50				RPI 51-100				RPI 101+			
RPI	S	Opponent	Score	RPI	S	Opponent	Score	RPI	S	Opponent	Score	RPI	S	Opponent	Score
6	A	Oregon	74 82	27	H	Missouri	67 75	53	A	Auburn	85 59	103	H	Georgia	80 71
11	H	Marquette	87 82	29	A	Texas	67 49	60	A	Little Rock	98 63	105	A	Virginia	72 44
17	A	Texas A&M	92 64	41	H	Tennessee	91 63	66	A	LSU	68 35	134	A	Alabama	65 49
19	H	Kentucky	86 71					67	H	Lamar University	104 53	162	A	Washington	103 56
20	H	South Carolina	89 74					89	A	Arkansas	93 69	183	A	Southern Miss.	86 42
												200	A	Ole Miss	80 66
												200	H	Ole Miss	80 49
												210	H	Furman	106 41
												218	A	Florida	90 42
												220	H	Southeast Mo. St.	88 53
												244	H	Louisiana	104 36
												292	H	Jackson St.	105 38
												330	H	Coppin St.	110 38
LAST 12 Division I GAMES:															
200	A	Ole Miss	80 66	200	H	Ole Miss	80 49								
17	A	Texas A&M	92 64	218	A	Florida	90 42								
27	H	Missouri	67 75	20	H	South Carolina	89 74								
41	H	Tennessee	91 63	53	A	Auburn	85 59								
134	A	Alabama	65 49	103	H	Georgia	80 71								
66	A	LSU	68 35	19	H	Kentucky	86 71								

Non-Div I Games:

Mississippi St.

Average RPI Win:	264	WON-LOST	WINNING	LAST 10	STRENGTH OF	OPP. STRENGTH	TEAM	ADJ.	CONF.	ADJ CONF.
Average RPI Loss:	211	RECORD	PCT. RANK	GAMES	SCHEDULE	OF SCHEDULE	RPI	RPI	RPI	RPI
DIV. I ONLY	4- 20	324	0- 1	288	337	329	329	29	29	
DIV. I NON-CONF.	1- 10	330	0- 0	103	313	278	278	28	28	
TOTALS	RPI 1-25	RPI 26-50	W-L RECORDS	RPI 51-100	RPI 101-150	RPI 150+				
4- 20	0- 0	0- 1	OVERALL	0- 1	0- 2	4- 16				
1- 6	0- 0	0- 0	HOME	0- 0	0- 0	1- 6				
3- 13	0- 0	0- 1	AWAY	0- 1	0- 1	3- 10				
0- 1	0- 0	0- 0	NEUTRAL	0- 0	0- 1	0- 0				
1- 10	0- 0	0- 1	NON-CONFERENCE	0- 1	0- 2	1- 6				
0- 1	0- 0	0- 0	HOME	0- 0	0- 0	0- 1				
1- 8	0- 0	0- 1	AWAY	0- 1	0- 1	1- 5				
0- 1	0- 0	0- 0	NEUTRAL	0- 0	0- 1	0- 0				
3- 10	0- 0	0- 0	CONFERENCE	0- 0	0- 0	3- 10				
1- 5	0- 0	0- 0	HOME	0- 0	0- 0	1- 5				
2- 5	0- 0	0- 0	AWAY	0- 0	0- 0	2- 5				
0- 0	0- 0	0- 0	NEUTRAL	0- 0	0- 0	0- 0				

RPI S	Opponent	Score	RPI S	Opponent	Score	RPI S	Opponent	Score	RPI S	Opponent	Score	Team's RPI: 329
34	A TCU	47 96	64	A Middle Tenn.	51 101	107	N Troy	54 75	136	A UT Martin	51 110	
						173	A Nicholls St.	47 72	175	A Southern U.	67 74	
						175	H Southern U.	46 67	180	H North Ala.	72 86	
						181	A Arkansas St.	57 60	183	A Southern Miss.	60 67	
						196	H Prairie View	65 75	198	A Grambling	54 52	
						227	A SMU	47 62	234	H Texas Southern	50 68	
						252	A Austin Peay	95 89	260	A Alabama St.	67 73	
						260	H Alabama St.	64 62	292	A Jackson St.	56 87	
						295	A Alabama A&M	70 78	295	H Alabama A&M	60 80	
						317	A La.-Monroe	65 72	346	A Ark.-Pine Bluff	62 56	
						351	A Alcorn	63 73	351	H Alcorn	80 81	
LAST 12 Division I GAMES:												
175	H	Southern U.	46	67	234	H	Texas Southern	50	68			
351	H	Alcorn	80	81	196	H	Prairie View	65	75			
260	A	Alabama St.	67	73	175	A	Southern U.	67	74			
295	A	Alabama A&M	70	78	351	A	Alcorn	63	73			
198	A	Grambling	54	52	260	H	Alabama St.	64	62			
292	A	Jackson St.	56	87	295	H	Alabama A&M	60	80			

Non-Div I Games:

Mississippi Val.

■ Loss,
 ■ Non-Conf,
 ■ S Site,
 ■ H Home
 ■ A Away
 N Neutral

Average RPI Win:	128	WON-LOST	WINNING	LAST 10	STRENGTH OF	OPP. STRENGTH	TEAM	ADJ.	CONF.	ADJ CONF.
Average RPI Loss:	64	RECORD	PCT. RANK	GAMES	SCHEDULE	OF SCHEDULE	RPI	RPI	RPI	RPI
DIV. I ONLY	19- 8	70	1- 0	30	61	27	27	5	5	
DIV. I NON-CONF.	11- 3	56	1- 0	55	113	36	36	5	5	
TOTALS	RPI 1-25	RPI 26-50	W-L RECORDS	RPI 51-100	RPI 101-150	RPI 150+				
19- 8	2- 2	1- 3	OVERALL	6- 2	1- 0	9- 1				
11- 3	1- 0	0- 2	HOME	3- 1	1- 0	6- 0				
6- 4	1- 2	1- 0	AWAY	1- 1	0- 0	3- 1				
2- 1	0- 0	0- 1	NEUTRAL	2- 0	0- 0	0- 0				
11- 3	0- 0	0- 2	NON-CONFERENCE	4- 1	0- 0	7- 0				
5- 2	0- 0	0- 1	HOME	1- 1	0- 0	4- 0				
4- 0	0- 0	0- 0	AWAY	1- 0	0- 0	3- 0				
2- 1	0- 0	0- 1	NEUTRAL	2- 0	0- 0	0- 0				
8- 5	2- 2	1- 1	CONFERENCE	2- 1	1- 0	2- 1				
6- 1	1- 0	0- 1	HOME	2- 0	1- 0	2- 0				
2- 4	1- 2	1- 0	AWAY	0- 1	0- 0	0- 1				
0- 0	0- 0	0- 0	NEUTRAL	0- 0	0- 0	0- 0				

RPI 1-25				RPI 26-50				Team's RPI: 27	RPI 51-100				RPI 101+			
RPI	S	Opponent	Score	RPI	S	Opponent	Score		RPI	S	Opponent	Score	RPI	S	Opponent	Score
7	A	Mississippi St.	75 67	32	H	South Dakota	61 74		51	A	West Virginia	68 51	103	H	Georgia	61 35
17	H	Texas A&M	70 65	41	A	Tennessee	66 64		53	H	Auburn	74 65	172	H	Texas St.	69 50
19	A	Kentucky	41 52	41	H	Tennessee	60 62		58	N	Quinnipiac	65 51	181	H	Arkansas St.	70 50
20	A	South Carolina	65 79	44	N	Michigan	54 70		66	A	LSU	51 61	185	A	Saint Louis	74 62
									68	H	Green Bay	49 56	196	A	Illinois	67 45
									69	H	Missouri St.	65 61	200	H	Ole Miss	78 55
									89	H	Arkansas	71 53	201	H	Vanderbilt	69 46
									90	N	Duke	62 54	218	A	Florida	56 58
													219	A	Western Ill.	89 64
													248	H	SIUE	59 36
													249	H	UMKC	66 59
LAST 12 Division I GAMES:																
				90	N	Duke	62 54		66	A	LSU	51 61				
				58	N	Quinnipiac	65 51		53	H	Auburn	74 65				
				41	H	Tennessee	60 62		19	A	Kentucky	41 52				
				7	A	Mississippi St.	75 67		20	A	South Carolina	65 79				
				201	H	Vanderbilt	69 46		103	H	Georgia	61 35				
				17	H	Texas A&M	70 65		218	A	Florida	56 58				

Non-Div I Games:

Missouri

■ Loss,
 ■ Non-Conf, S Site,
 ■ Home
 ■ Away
 N Neutral

Average RPI Win:	182	WON-LOST	WINNING	LAST 10	STRENGTH OF	OPP. STRENGTH	TEAM	ADJ.	CONF.	ADJ CONF.
Average RPI Loss:	108	RECORD	PCT. RANK	GAMES	SCHEDULE	OF SCHEDULE	RPI	RPI	RPI	RPI
DIV. I ONLY	16- 8	80	1- 0	81	136	69	69	13	13	
DIV. I NON-CONF.	4- 7	228	0- 0	65	51	164	164	15	15	
TOTALS	RPI 1-25	RPI 26-50	W-L RECORDS	RPI 51-100	RPI 101-150	RPI 150+				
16- 8	1- 1	0- 3	OVERALL	2- 0	4- 0	9- 4				
8- 3	0- 1	0- 1	HOME	1- 0	2- 0	5- 1				
6- 5	1- 0	0- 2	AWAY	1- 0	2- 0	2- 3				
2- 0	0- 0	0- 0	NEUTRAL	0- 0	0- 0	2- 0				
4- 7	0- 1	0- 3	NON-CONFERENCE	1- 0	0- 0	3- 3				
2- 2	0- 1	0- 1	HOME	1- 0	0- 0	1- 0				
0- 5	0- 0	0- 2	AWAY	0- 0	0- 0	0- 3				
2- 0	0- 0	0- 0	NEUTRAL	0- 0	0- 0	2- 0				
12- 1	1- 0	0- 0	CONFERENCE	1- 0	4- 0	6- 1				
6- 1	0- 0	0- 0	HOME	0- 0	2- 0	4- 1				
6- 0	1- 0	0- 0	AWAY	1- 0	2- 0	2- 0				
0- 0	0- 0	0- 0	NEUTRAL	0- 0	0- 0	0- 0				

RPI 1-25				RPI 26-50				RPI 51-100				Team's RPI: 69	RPI 101+			
RPI	S	Opponent	Score	RPI	S	Opponent	Score	RPI	S	Opponent	Score		RPI	S	Opponent	Score
13	H	Gonzaga	67 70	27	A	Missouri	61 65	60	H	Little Rock	48 44		146	A	Southern Ill.	70 58
23	A	Drake	85 79	32	H	South Dakota	74 85	80	A	UNI	63 58		146	H	Southern Ill.	66 51
				46	A	Indiana	74 98						149	A	Bradley	68 56
													149	H	Bradley	82 60
													155	A	Illinois St.	59 47
													155	H	Illinois St.	56 60
													167	N	Louisiana Tech	82 70
													169	A	Santa Clara	73 77
													177	A	North Texas	76 83
													189	H	Indiana St.	71 58
													207	H	Ball St.	74 54
													241	H	Loyola Chicago	84 49
													247	A	Wichita St.	60 63
													248	N	SIUE	68 65
													310	A	Valparaiso	77 58
													310	H	Valparaiso	108 63
													332	H	Evansville	88 66
LAST 12 Division I GAMES:																
310	A	Valparaiso	77 58	310	H	Valparaiso	108 63									
149	H	Bradley	82 60	241	H	Loyola Chicago	84 49									
155	H	Illinois St.	56 60	155	A	Illinois St.	59 47									
146	A	Southern Ill.	70 58	149	A	Bradley	68 56									
80	A	UNI	63 58	146	H	Southern Ill.	66 51									
23	A	Drake	85 79	332	H	Evansville	88 66									

Non-Div I Games:

Missouri St.

■ Loss,
 ■ Non-Conf, S Site,
 ■ Home
 ■ Away
 N Neutral

Average RPI Win:	266	WON-LOST	WINNING	LAST 10	STRENGTH OF	OPP. STRENGTH	TEAM	ADJ.	CONF.	ADJ CONF.
Average RPI Loss:	170	RECORD	PCT. RANK	GAMES	SCHEDULE	OF SCHEDULE	RPI	RPI	RPI	RPI
DIV. I ONLY	12- 14	200	1- 0	248	256	222	222	26	26	
DIV. I NON-CONF.	4- 7	228	0- 0	199	205	227	227	27	27	
TOTALS	RPI 1-25	RPI 26-50	W-L RECORDS	RPI 51-100	RPI 101-150	RPI 150+				
12- 14	0- 0	0- 1	OVERALL	0- 4	0- 2	12- 7				
6- 7	0- 0	0- 1	HOME	0- 2	0- 0	6- 4				
6- 7	0- 0	0- 0	AWAY	0- 2	0- 2	6- 3				
0- 0	0- 0	0- 0	NEUTRAL	0- 0	0- 0	0- 0				
4- 7	0- 0	0- 1	NON-CONFERENCE	0- 2	0- 1	4- 3				
2- 3	0- 0	0- 1	HOME	0- 1	0- 0	2- 1				
2- 4	0- 0	0- 0	AWAY	0- 1	0- 1	2- 2				
0- 0	0- 0	0- 0	NEUTRAL	0- 0	0- 0	0- 0				
8- 7	0- 0	0- 0	CONFERENCE	0- 2	0- 1	8- 4				
4- 4	0- 0	0- 0	HOME	0- 1	0- 0	4- 3				
4- 3	0- 0	0- 0	AWAY	0- 1	0- 1	4- 1				
0- 0	0- 0	0- 0	NEUTRAL	0- 0	0- 0	0- 0				

RPI S	Opponent	Score	RPI S	Opponent	Score	RPI S	Opponent	Score	RPI S	Opponent	Score	Team's RPI: 222
47	H Bucknell	32 70	58	A Quinnipiac	38 67	139	A Lehigh	48 63				
			58	H Quinnipiac	46 58	140	A Marist	45 69				
			59	A Virginia Tech	49 82	186	A Rider	50 65				
			77	H Princeton	47 79	186	H Rider	43 55				
						192	A George Washington	55 51				
						213	A East Carolina	67 73				
						225	A Sacred Heart	55 50				
						231	H Albany (NY)	64 56				
						232	H Navy	68 67				
						255	A Niagara	88 81				
						255	H Niagara	76 54				
						270	A Siena	56 54				
						270	H Siena	68 77				
						286	H Manhattan	71 63				
						287	H Canisius	67 61				
						289	H Loyola Maryland	67 75				
						290	A Fairfield	73 63				
						326	A Iona	55 38				
						326	H Iona	51 52				
						327	A Lafayette	69 73				
						338	H Saint Peter's	70 50				
LAST 12 Division I GAMES:												
255	A Niagara	88 81	290	A Fairfield	73 63							
338	H Saint Peter's	70 50	58	H Quinnipiac	46 58							
326	H Iona	51 52	255	H Niagara	76 54							
286	H Manhattan	71 63	287	H Canisius	67 61							
270	A Siena	56 54	270	H Siena	68 77							
186	A Rider	50 65	140	A Marist	45 69							

Non-Div I Games:

Monmouth

■ Loss,
■ Non-Conf,
■ S Site,
■ H Home
■ A Away
N Neutral

Montana

Through Games Of Feb. 22, 2019

Average RPI Win: 210	WON-LOST	WINNING	LAST 10	STRENGTH OF	OPP. STRENGTH	TEAM	ADJ.	CONF.	ADJ CONF.
Average RPI Loss: 110	RECORD	PCT. RANK	GAMES	SCHEDULE	OF SCHEDULE	RPI	RPI	RPI	RPI
DIV. I ONLY	11- 11	167	1- 0	140	147	156	156	16	16
DIV. I NON-CONF.	4- 4	162	1- 0	31	144	77	77	12	12
TOTALS	RPI 1-25	RPI 26-50	W-L RECORDS	RPI 51-100	RPI 101-150	RPI 150+			
11- 11	0- 1	0- 1	OVERALL	4- 3	0- 3	7- 3			
7- 3	0- 0	0- 1	HOME	4- 0	0- 1	3- 1			
3- 8	0- 1	0- 0	AWAY	0- 3	0- 2	3- 2			
1- 0	0- 0	0- 0	NEUTRAL	0- 0	0- 0	1- 0			
4- 4	0- 1	0- 1	NON-CONFERENCE	2- 1	0- 0	2- 1			
2- 1	0- 0	0- 1	HOME	2- 0	0- 0	0- 0			
1- 3	0- 1	0- 0	AWAY	0- 1	0- 0	1- 1			
1- 0	0- 0	0- 0	NEUTRAL	0- 0	0- 0	1- 0			
7- 7	0- 0	0- 0	CONFERENCE	2- 2	0- 3	5- 2			
5- 2	0- 0	0- 0	HOME	2- 0	0- 1	3- 1			
2- 5	0- 0	0- 0	AWAY	0- 2	0- 2	2- 1			
0- 0	0- 0	0- 0	NEUTRAL	0- 0	0- 0	0- 0			

RPI 1-25				RPI 26-50				RPI 51-100				RPI 101+ Team's RPI: 156			
RPI	S	Opponent	Score	RPI	S	Opponent	Score	RPI	S	Opponent	Score	RPI	S	Opponent	Score
13	A	Gonzaga	52 76	32	H	South Dakota	41 64	70	A	Arizona	51 100	115	H	Northern Colo.	62 73
								83	H	UC Davis	62 56	129	A	Portland St.	60 78
								84	A	Idaho St.	34 50	147	A	Montana St.	52 74
								84	H	Idaho St.	60 59	162	A	Washington	54 69
								86	A	Idaho	68 76	187	A	Eastern Wash.	64 67
								86	H	Idaho	82 79	187	H	Eastern Wash.	62 68
								97	H	Northern Ill.	86 70	216	N	Saint Francis (PA)	79 77
												236	A	Sacramento St.	88 86
												239	H	Northern Ariz.	78 62
												288	H	Southern Utah	79 57
												321	A	Weber St.	72 60
												321	H	Weber St.	64 56
												337	A	Grand Canyon	69 47
LAST 12 Division I GAMES:															
216	N	Saint Francis (PA)	79 77	147	A	Montana St.	52 74								
83	H	UC Davis	62 56	321	A	Weber St.	72 60								
84	H	Idaho St.	60 59	84	A	Idaho St.	34 50								
321	H	Weber St.	64 56	86	H	Idaho	82 79								
187	A	Eastern Wash.	64 67	115	H	Northern Colo.	62 73								
86	A	Idaho	68 76	187	H	Eastern Wash.	62 68								

Non-Div I Games: Providence (MT) 90 45

Montana

Loss, Non-Conf, S Site, H Home A Away N Neutral

Average RPI Win:	230	WON-LOST	WINNING	LAST 10	STRENGTH OF	OPP. STRENGTH	TEAM	ADJ.	CONF.	ADJ CONF.
Average RPI Loss:	81	RECORD	PCT. RANK	GAMES	SCHEDULE	OF SCHEDULE	RPI	RPI	RPI	RPI
DIV. I ONLY	12- 12	167	1- 0	129	127	147	147	16	16	
DIV. I NON-CONF.	4- 5	190	1- 0	41	71	93	93	12	12	
TOTALS	RPI 1-25	RPI 26-50	W-L RECORDS	RPI 51-100	RPI 101-150	RPI 150+				
12- 12	0- 1	0- 3	OVERALL	0- 5	2- 2	10- 1				
6- 5	0- 0	0- 1	HOME	0- 2	0- 1	6- 1				
5- 7	0- 1	0- 2	AWAY	0- 3	1- 1	4- 0				
1- 0	0- 0	0- 0	NEUTRAL	0- 0	1- 0	0- 0				
4- 5	0- 1	0- 3	NON-CONFERENCE	0- 1	1- 0	3- 0				
2- 1	0- 0	0- 1	HOME	0- 0	0- 0	2- 0				
1- 4	0- 1	0- 2	AWAY	0- 1	0- 0	1- 0				
1- 0	0- 0	0- 0	NEUTRAL	0- 0	1- 0	0- 0				
8- 7	0- 0	0- 0	CONFERENCE	0- 4	1- 2	7- 1				
4- 4	0- 0	0- 0	HOME	0- 2	0- 1	4- 1				
4- 3	0- 0	0- 0	AWAY	0- 2	1- 1	3- 0				
0- 0	0- 0	0- 0	NEUTRAL	0- 0	0- 0	0- 0				

RPI 1-25				RPI 26-50				RPI 51-100				RPI 101+ Team's RPI: 147			
RPI	S	Opponent	Score	RPI	S	Opponent	Score	RPI	S	Opponent	Score	RPI	S	Opponent	Score
11	A	Marquette	52 100	34	A	TCU	49 71	76	A	SFA	53 60	115	A	Northern Colo.	79 66
				36	H	South Dakota St.	67 88	84	A	Idaho St.	43 61	115	H	Northern Colo.	73 84
				45	A	Wyoming	58 66	84	H	Idaho St.	49 62	129	A	Portland St.	53 55
								86	A	Idaho	65 90	143	N	Delaware	69 60
								86	H	Idaho	66 82	156	H	Montana	74 52
												172	A	Texas St.	67 59
												187	A	Eastern Wash.	61 47
												187	H	Eastern Wash.	87 89
												236	A	Sacramento St.	69 53
												239	H	Northern Ariz.	80 70
												274	H	Long Beach St.	85 62
												288	H	Southern Utah	69 64
												312	H	Omaha	59 56
												321	A	Weber St.	66 59
												321	H	Weber St.	72 59
LAST 12 Division I GAMES:															
172	A	Texas St.	67 59	156	H	Montana	74 52	84	A	Idaho St.	43 61				
321	H	Weber St.	72 59					321	A	Weber St.	66 59				
84	H	Idaho St.	49 62					187	H	Eastern Wash.	87 89				
86	A	Idaho	65 90					115	A	Northern Colo.	79 66				
187	A	Eastern Wash.	61 47					86	H	Idaho	66 82				
115	H	Northern Colo.	73 84												

Non-Div I Games: Carroll (MT) 64 48

Montana St.

Loss, Non-Conf, S Site, H Home A Away N Neutral

Average RPI Win:	250	WON-LOST	WINNING	LAST 10	STRENGTH OF	OPP. STRENGTH	TEAM	ADJ.	CONF.	ADJ CONF.
Average RPI Loss:	147	RECORD	PCT. RANK	GAMES	SCHEDULE	OF SCHEDULE	RPI	RPI	RPI	RPI
DIV. I ONLY	17- 9	87	0- 1	238	278	142	142	21	21	
DIV. I NON-CONF.	7- 4	108	0- 0	219	298	141	141	21	21	
TOTALS	RPI 1-25	RPI 26-50	W-L RECORDS	RPI 51-100	RPI 101-150	RPI 150+				
17- 9	0- 2	0- 0	OVERALL	1- 2	2- 0	14- 5				
10- 3	0- 0	0- 0	HOME	0- 1	2- 0	8- 2				
7- 6	0- 2	0- 0	AWAY	1- 1	0- 0	6- 3				
0- 0	0- 0	0- 0	NEUTRAL	0- 0	0- 0	0- 0				
7- 4	0- 2	0- 0	NON-CONFERENCE	1- 0	0- 0	6- 2				
4- 1	0- 0	0- 0	HOME	0- 0	0- 0	4- 1				
3- 3	0- 2	0- 0	AWAY	1- 0	0- 0	2- 1				
0- 0	0- 0	0- 0	NEUTRAL	0- 0	0- 0	0- 0				
10- 5	0- 0	0- 0	CONFERENCE	0- 2	2- 0	8- 3				
6- 2	0- 0	0- 0	HOME	0- 1	2- 0	4- 1				
4- 3	0- 0	0- 0	AWAY	0- 1	0- 0	4- 2				
0- 0	0- 0	0- 0	NEUTRAL	0- 0	0- 0	0- 0				

RPI 1-25				RPI 26-50				RPI 51-100				RPI 101+ Team's RPI: 142			
RPI	S	Opponent	Score	RPI	S	Opponent	Score	RPI	S	Opponent	Score	RPI	S	Opponent	Score
2	A	Baylor	58 96					63	A	Belmont	50 77	136	H	UT Martin	85 75
19	A	Kentucky	57 87					63	H	Belmont	57 77	138	H	Tennessee Tech	77 56
								95	A	Radford	79 72	193	A	Jacksonville St.	57 68
												193	H	Jacksonville St.	66 55
												195	A	N.C. A&T	72 67
												216	A	Saint Francis (PA)	83 89
												220	H	Southeast Mo. St.	82 54
												233	A	Gardner-Webb	84 69
												248	A	SIUE	73 67
												252	A	Austin Peay	80 81
												252	H	Austin Peay	75 84
												263	H	St. Francis Brooklyn	94 101
												271	A	Murray St.	83 61
												285	A	Eastern Ill.	67 57
												299	A	Tennessee St.	85 62
												299	H	Tennessee St.	71 55
												310	H	Valparaiso	68 62
												322	H	Lipscomb	79 44
												325	H	Eastern Ky.	68 52
												332	H	Evansville	85 63
												349	H	Chicago St.	104 68
LAST 12 Division I GAMES:															
193	A	Jacksonville St.	57 68	248	A	SIUE	73 67								
325	H	Eastern Ky.	68 52	193	H	Jacksonville St.	66 55								
252	H	Austin Peay	75 84	138	H	Tennessee Tech	77 56								
63	H	Belmont	57 77	136	H	UT Martin	85 75								
299	H	Tennessee St.	71 55	220	H	Southeast Mo. St.	82 54								
285	A	Eastern Ill.	67 57	299	A	Tennessee St.	85 62								

Non-Div I Games: Alice Lloyd 121 56 Ky. Christian 119 28

Morehead St.

Loss, Non-Conf, S Site, H Home A Away N Neutral

Average RPI Win:	330	WON-LOST	WINNING	LAST 10	STRENGTH OF	OPP. STRENGTH	TEAM	ADJ.	CONF.	ADJ CONF.
Average RPI Loss:	181	RECORD	PCT. RANK	GAMES	SCHEDULE	OF SCHEDULE	RPI	RPI	RPI	RPI
DIV. I ONLY	7- 16	271	0- 1	284	342	302	302	32	32	
DIV. I NON-CONF.	1- 11	335	0- 1	170	221	324	324	32	32	
TOTALS	RPI 1-25	RPI 26-50	W-L RECORDS	RPI 51-100	RPI 101-150	RPI 150+				
7- 16	0- 1	0- 1	OVERALL	0- 2	0- 3	7- 9				
4- 4	0- 0	0- 0	HOME	0- 0	0- 0	4- 4				
3- 9	0- 0	0- 1	AWAY	0- 2	0- 2	3- 4				
0- 3	0- 1	0- 0	NEUTRAL	0- 0	0- 1	0- 1				
1- 11	0- 1	0- 1	NON-CONFERENCE	0- 2	0- 3	1- 4				
1- 2	0- 0	0- 0	HOME	0- 0	0- 0	1- 2				
0- 6	0- 0	0- 1	AWAY	0- 2	0- 2	0- 1				
0- 3	0- 1	0- 0	NEUTRAL	0- 0	0- 1	0- 1				
6- 5	0- 0	0- 0	CONFERENCE	0- 0	0- 0	6- 5				
3- 2	0- 0	0- 0	HOME	0- 0	0- 0	3- 2				
3- 3	0- 0	0- 0	AWAY	0- 0	0- 0	3- 3				
0- 0	0- 0	0- 0	NEUTRAL	0- 0	0- 0	0- 0				

RPI 1-25			RPI 26-50			RPI 51-100			RPI 101+ Team's RPI: 302		
RPI	S	Opponent	Score	RPI	S	Opponent	Score	RPI	S	Opponent	Score
14	N	Maryland	44 68	44	A	Michigan	47 70	51	A	West Virginia	37 72
								76	A	SFA	42 69
								103	N	Georgia	33 60
								112	A	Hartford	59 80
								127	A	Western Ky.	43 90
								182	H	UMES	68 73
								195	A	N.C. A&T	29 62
								215	H	Bethune-Cookman	69 73
								235	A	Howard	56 79
								255	N	Niagara	57 67
								308	A	South Carolina St.	63 61
								308	H	South Carolina St.	62 51
								312	A	FIU	50 59
								316	H	Central Conn. St.	36 60
								318	H	UMBC	68 73
								328	H	UMass Lowell	61 49
								330	A	Coppin St.	74 57
								340	A	N.C. Central	65 62
								347	H	Florida A&M	75 71
								348	A	Savannah St.	35 53
								348	H	Savannah St.	63 47
LAST 12 Division I GAMES:											
255	N	Niagara	57 67	340	A	N.C. Central	65 62				
348	A	Savannah St.	35 53	195	A	N.C. A&T	29 62				
308	A	South Carolina St.	63 61	235	A	Howard	56 79				
330	A	Coppin St.	74 57	308	H	South Carolina St.	62 51				
347	H	Florida A&M	75 71	348	H	Savannah St.	63 47				
215	H	Bethune-Cookman	69 73	182	H	UMES	68 73				

Non-Div I Games: Lincoln (PA) 46 51 Washington Adventis60 43

Morgan St.

Loss, Non-Conf, S Site, H Home A Away N Neutral

Average RPI Win: 265	WON-LOST	WINNING	LAST 10	STRENGTH OF	OPP. STRENGTH	TEAM	ADJ.	CONF.	ADJ CONF.
Average RPI Loss: 166	RECORD	PCT. RANK	GAMES	SCHEDULE	OF SCHEDULE	RPI	RPI	RPI	RPI
DIV. I ONLY	9- 15	244	1- 0	279	219	271	271	21	21
DIV. I NON-CONF.	2- 7	288	0- 0	254	110	312	312	21	21
TOTALS	RPI 1-25	RPI 26-50	W-L RECORDS	RPI 51-100	RPI 101-150	RPI 150+			
9- 15	0- 1	0- 2	OVERALL	0- 1	1- 4	8- 7			
6- 5	0- 0	0- 0	HOME	0- 1	1- 2	5- 2			
3- 10	0- 1	0- 2	AWAY	0- 0	0- 2	3- 5			
0- 0	0- 0	0- 0	NEUTRAL	0- 0	0- 0	0- 0			
2- 7	0- 1	0- 2	NON-CONFERENCE	0- 0	0- 1	2- 3			
2- 2	0- 0	0- 0	HOME	0- 0	0- 1	2- 1			
0- 5	0- 1	0- 2	AWAY	0- 0	0- 0	0- 2			
0- 0	0- 0	0- 0	NEUTRAL	0- 0	0- 0	0- 0			
7- 8	0- 0	0- 0	CONFERENCE	0- 1	1- 3	6- 4			
4- 3	0- 0	0- 0	HOME	0- 1	1- 1	3- 1			
3- 5	0- 0	0- 0	AWAY	0- 0	0- 2	3- 3			
0- 0	0- 0	0- 0	NEUTRAL	0- 0	0- 0	0- 0			

RPI 1-25				RPI 26-50				RPI 51-100				RPI 101+ Team's RPI: 271			
RPI	S	Opponent	Score	RPI	S	Opponent	Score	RPI	S	Opponent	Score	RPI	S	Opponent	Score
19	A	Kentucky	49 88	41	A	Tennessee	77 98	63	H	Belmont	58 65	136	A	UT Martin	67 75
				50	A	Butler	65 86					136	H	UT Martin	76 73
												138	A	Tennessee Tech	65 74
												142	H	Morehead St.	61 83
												146	H	Southern Ill.	59 65
												181	A	Arkansas St.	63 74
												193	A	Jacksonville St.	64 59
												196	A	Illinois	52 84
												220	A	Southeast Mo. St.	64 59
												248	A	SIUE	54 71
												248	H	SIUE	81 75
												252	A	Austin Peay	56 59
												285	A	Eastern Ill.	67 75
												285	H	Eastern Ill.	60 51
												295	H	Alabama A&M	53 59
												299	H	Tennessee St.	61 65
												322	H	Lipscomb	97 61
												325	A	Eastern Ky.	76 63
												325	H	Eastern Ky.	81 63
												332	H	Evansville	81 53
LAST 12 Division I GAMES:															
136	H	UT Martin	76 73	193	A	Jacksonville St.	64 59								
252	A	Austin Peay	56 59	299	H	Tennessee St.	61 65								
325	A	Eastern Ky.	76 63	63	H	Belmont	58 65								
248	H	SIUE	81 75	248	A	SIUE	54 71								
285	H	Eastern Ill.	60 51	285	A	Eastern Ill.	67 75								
138	A	Tennessee Tech	65 74	220	A	Southeast Mo. St.	64 59								

Non-Div I Games: Oakland City 113 55 Bethel (TN) 86 50

Murray St.

■ Loss,
 ■ Non-Conf,
 ■ S Site,
 ■ Home
 ■ A Away
 N Neutral

Average RPI Win:	288	WON-LOST	WINNING	LAST 10	STRENGTH OF	OPP. STRENGTH	TEAM	ADJ.	CONF.	ADJ CONF.
Average RPI Loss:	154	RECORD	PCT. RANK	GAMES	SCHEDULE	OF SCHEDULE	RPI	RPI	RPI	RPI
DIV. I ONLY	14- 9	114	0- 1	327	298	195	195	32	32	
DIV. I NON-CONF.	2- 9	297	0- 1	280	134	306	306	32	32	
TOTALS	RPI 1-25	RPI 26-50	W-L RECORDS	RPI 51-100	RPI 101-150	RPI 150+				
14- 9	0- 0	0- 0	OVERALL	0- 2	0- 3	14- 4				
4- 3	0- 0	0- 0	HOME	0- 1	0- 1	4- 1				
10- 4	0- 0	0- 0	AWAY	0- 0	0- 1	10- 3				
0- 2	0- 0	0- 0	NEUTRAL	0- 1	0- 1	0- 0				
2- 9	0- 0	0- 0	NON-CONFERENCE	0- 2	0- 3	2- 4				
0- 3	0- 0	0- 0	HOME	0- 1	0- 1	0- 1				
2- 4	0- 0	0- 0	AWAY	0- 0	0- 1	2- 3				
0- 2	0- 0	0- 0	NEUTRAL	0- 1	0- 1	0- 0				
12- 0	0- 0	0- 0	CONFERENCE	0- 0	0- 0	12- 0				
4- 0	0- 0	0- 0	HOME	0- 0	0- 0	4- 0				
8- 0	0- 0	0- 0	AWAY	0- 0	0- 0	8- 0				
0- 0	0- 0	0- 0	NEUTRAL	0- 0	0- 0	0- 0				

RPI 1-25			RPI 26-50			RPI 51-100			RPI 101+ Team's RPI: 195		
RPI	S	Opponent	Score	RPI	S	Opponent	Score	RPI	S	Opponent	Score
								71	N	Maine	52 58
								98	H	VCU	48 54
								105	A	Virginia	57 67
								109	N	Yale	49 59
								142	H	Morehead St.	67 72
								160	H	Akron	36 49
								182	A	UMES	51 49
								182	H	UMES	70 58
								212	A	Elon	64 73
								215	A	Bethune-Cookman	72 48
								232	A	Navy	49 72
								235	A	Howard	63 58
								258	A	ETSU	56 61
								275	A	Norfolk St.	49 44
								297	A	Fla. Atlantic	67 65
								302	H	Morgan St.	62 29
								308	A	South Carolina St.	58 44
								330	H	Coppin St.	66 42
								335	A	Western Caro.	69 51
								340	A	N.C. Central	52 49
								343	A	Delaware St.	67 47
								343	H	Delaware St.	72 49
								347	A	Florida A&M	56 48
LAST 12 Division I GAMES:											
109	N	Yale	49 59	347	A	Florida A&M	56 48				
275	A	Norfolk St.	49 44	340	A	N.C. Central	52 49				
235	A	Howard	63 58	330	H	Coppin St.	66 42				
182	H	UMES	70 58	302	H	Morgan St.	62 29				
343	H	Delaware St.	72 49	182	A	UMES	51 49				
215	A	Bethune-Cookman	72 48	343	A	Delaware St.	67 47				

Non-Div I Games: Winston-Salem 60 56 Johnson C. Smith 50 53

N.C. A&T

Loss, Non-Conf, S Site, H Home A Away N Neutral

N.C. Central

Through Games Of Feb. 22, 2019

Average RPI Win:	325	WON-LOST	WINNING	LAST 10	STRENGTH OF	OPP. STRENGTH	TEAM	ADJ.	CONF.	ADJ CONF.
Average RPI Loss:	212	RECORD	PCT. RANK	GAMES	SCHEDULE	OF SCHEDULE	RPI	RPI	RPI	RPI
DIV. I ONLY	6- 19	300	0- 1	339	333	340	340	32	32	
DIV. I NON-CONF.	2- 10	311	0- 0	285	275	340	340	32	32	
TOTALS	RPI 1-25	RPI 26-50	W-L RECORDS	RPI 51-100	RPI 101-150	RPI 150+				
6- 19	0- 1	0- 0	OVERALL	0- 0	0- 3	6- 15				
4- 8	0- 0	0- 0	HOME	0- 0	0- 1	4- 7				
2- 10	0- 1	0- 0	AWAY	0- 0	0- 2	2- 7				
0- 1	0- 0	0- 0	NEUTRAL	0- 0	0- 0	0- 1				
2- 10	0- 1	0- 0	NON-CONFERENCE	0- 0	0- 3	2- 6				
2- 4	0- 0	0- 0	HOME	0- 0	0- 1	2- 3				
0- 5	0- 1	0- 0	AWAY	0- 0	0- 2	0- 2				
0- 1	0- 0	0- 0	NEUTRAL	0- 0	0- 0	0- 1				
4- 9	0- 0	0- 0	CONFERENCE	0- 0	0- 0	4- 9				
2- 4	0- 0	0- 0	HOME	0- 0	0- 0	2- 4				
2- 5	0- 0	0- 0	AWAY	0- 0	0- 0	2- 5				
0- 0	0- 0	0- 0	NEUTRAL	0- 0	0- 0	0- 0				

RPI 1-25				RPI 26-50				RPI 51-100				RPI 101+ Team's RPI: 340			
RPI	S	Opponent	Score	RPI	S	Opponent	Score	RPI	S	Opponent	Score	RPI	S	Opponent	Score
8	A	Iowa	39 106									121	H	UNCW	82 89
												123	A	Georgia St.	54 65
												126	A	High Point	69 80
												176	H	Coastal Caro.	66 89
												182	A	UMES	49 59
												182	H	UMES	61 69
												195	H	N.C. A&T	49 52
												204	A	Memphis	56 77
												212	H	Elon	54 83
												215	A	Bethune-Cookman	54 72
												215	H	Bethune-Cookman	50 67
												235	A	Howard	70 80
												272	H	Wofford	66 59
												275	A	Norfolk St.	48 62
												281	A	Winthrop	41 66
												298	N	Kennesaw St.	54 78
												302	H	Morgan St.	62 65
												311	H	UNC Greensboro	66 57
												330	H	Coppin St.	62 57
												343	A	Delaware St.	61 71
												343	H	Delaware St.	65 64
												344	H	USC Upstate	63 82
												347	A	Florida A&M	64 57
												348	A	Savannah St.	71 67
LAST 12 Division I GAMES:															
235	A	Howard	70 80	348	A	Savannah St.	71 67								
275	A	Norfolk St.	48 62	195	H	N.C. A&T	49 52								
343	H	Delaware St.	65 64	302	H	Morgan St.	62 65								
182	H	UMES	61 69	330	H	Coppin St.	62 57								
347	A	Florida A&M	64 57	343	A	Delaware St.	61 71								
215	A	Bethune-Cookman	54 72	182	A	UMES	49 59								

Non-Div I Games: Wilberforce 55 49

N.C. Central

Loss, Non-Conf, S Site, H Home A Away N Neutral

Average RPI Win:	100	WON-LOST	WINNING	LAST 10	STRENGTH OF	OPP. STRENGTH	TEAM	ADJ.	CONF.	ADJ CONF.
Average RPI Loss:	17	RECORD	PCT. RANK	GAMES	SCHEDULE	OF SCHEDULE	RPI	RPI	RPI	RPI
DIV. I ONLY	23- 3	8	1- 0	33	4	10	10	1	1	
DIV. I NON-CONF.	13- 0	1	0- 0	39	44	7	7	1	1	
TOTALS	RPI 1-25	RPI 26-50	W-L RECORDS	RPI 51-100	RPI 101-150	RPI 150+				
23- 3	1- 2	4- 1	OVERALL	8- 0	6- 0	4- 0				
14- 2	0- 1	2- 1	HOME	7- 0	3- 0	2- 0				
7- 1	1- 1	1- 0	AWAY	1- 0	3- 0	1- 0				
2- 0	0- 0	1- 0	NEUTRAL	0- 0	0- 0	1- 0				
13- 0	0- 0	2- 0	NON-CONFERENCE	6- 0	1- 0	4- 0				
9- 0	0- 0	1- 0	HOME	5- 0	1- 0	2- 0				
2- 0	0- 0	0- 0	AWAY	1- 0	0- 0	1- 0				
2- 0	0- 0	1- 0	NEUTRAL	0- 0	0- 0	1- 0				
10- 3	1- 2	2- 1	CONFERENCE	2- 0	5- 0	0- 0				
5- 2	0- 1	1- 1	HOME	2- 0	2- 0	0- 0				
5- 1	1- 1	1- 0	AWAY	0- 0	3- 0	0- 0				
0- 0	0- 0	0- 0	NEUTRAL	0- 0	0- 0	0- 0				

RPI	S	Opponent	Score	RPI	S	Opponent	Score	RPI	S	Opponent	Score	RPI	S	Opponent	Score
1	H	Notre Dame	72 95	28	H	North Carolina	51 64	59	H	Virginia Tech	70 61	105	A	Virginia	66 38
12	A	Syracuse	77 73	33	A	Georgia Tech	68 60	63	H	Belmont	77 62	115	A	Wake Forest	59 50
21	A	Florida St.	70 75	44	H	Michigan	66 55	71	H	Maine	84 46	115	H	Wake Forest	80 46
				48	N	Michigan St.	78 74	75	H	Old Dominion	85 56	120	A	Boston College	85 69
				49	H	Clemson	54 51	79	H	Kent St.	78 61	124	H	Pittsburgh	63 34
								90	H	Duke	63 51	141	H	Davidson	75 45
								95	H	Radford	75 58	158	A	Chattanooga	78 58
								96	A	Georgetown	76 65	192	N	George Washington	69 61
												201	H	Vanderbilt	74 54
												206	H	Hampton	83 51
LAST 12 Division I GAMES:															
115	H	Wake Forest	80 46	33	A	Georgia Tech	68 60								
1	H	Notre Dame	72 95	49	H	Clemson	54 51								
12	A	Syracuse	77 73	59	H	Virginia Tech	70 61								
21	A	Florida St.	70 75	105	A	Virginia	66 38								
28	H	North Carolina	51 64	124	H	Pittsburgh	63 34								
115	A	Wake Forest	59 50	120	A	Boston College	85 69								

Non-Div I Games:

NC State

Average RPI Win:	312	WON-LOST	WINNING	LAST 10	STRENGTH OF	OPP. STRENGTH	TEAM	ADJ.	CONF.	ADJ CONF.
Average RPI Loss:	192	RECORD	PCT. RANK	GAMES	SCHEDULE	OF SCHEDULE	RPI	RPI	RPI	RPI
DIV. I ONLY	5- 20	317	0- 1	255	311	323	323	24	24	
DIV. I NON-CONF.	3- 10	278	0- 0	292	333	316	316	26	26	
TOTALS	RPI 1-25	RPI 26-50	W-L RECORDS	RPI 51-100	RPI 101-150	RPI 150+				
5- 20	0- 0	0- 0	OVERALL	0- 5	0- 1	5- 14				
3- 9	0- 0	0- 0	HOME	0- 2	0- 1	3- 6				
2- 11	0- 0	0- 0	AWAY	0- 3	0- 0	2- 8				
0- 0	0- 0	0- 0	NEUTRAL	0- 0	0- 0	0- 0				
3- 10	0- 0	0- 0	NON-CONFERENCE	0- 3	0- 1	3- 6				
1- 4	0- 0	0- 0	HOME	0- 1	0- 1	1- 2				
2- 6	0- 0	0- 0	AWAY	0- 2	0- 0	2- 4				
0- 0	0- 0	0- 0	NEUTRAL	0- 0	0- 0	0- 0				
2- 10	0- 0	0- 0	CONFERENCE	0- 2	0- 0	2- 8				
2- 5	0- 0	0- 0	HOME	0- 1	0- 0	2- 4				
0- 5	0- 0	0- 0	AWAY	0- 1	0- 0	0- 4				
0- 0	0- 0	0- 0	NEUTRAL	0- 0	0- 0	0- 0				

RPI S	Opponent	Score	RPI S	Opponent	Score	RPI S	Opponent	Score	RPI S	Opponent	Score	Team's RPI: 323
						51	A West Virginia	50 95	112	H Hartford	53 84	
						65	A Penn	42 85	180	A North Ala.	60 72	
						72	A FGCU	42 61	180	H North Ala.	54 77	
						72	H FGCU	35 67	186	A Rider	46 67	
						79	H Kent St.	40 57	205	A Stetson	48 74	
									205	H Stetson	47 56	
									214	A Liberty	47 58	
									220	H Southeast Mo. St.	58 68	
									228	H Jacksonville	56 61	
									235	A Howard	57 77	
									256	A Colgate	71 53	
									273	H North Florida	59 78	
									276	H Vermont	63 71	
									298	A Kennesaw St.	47 70	
									298	H Kennesaw St.	66 60	
									322	H Lipscomb	80 67	
									335	H Western Caro.	79 71	
									338	A Saint Peter's	57 70	
									345	A Fairleigh Dickinson	43 64	
									350	A LIU Brooklyn	72 51	
LAST 12 Division I GAMES:												
205	H Stetson	47 56	180	H North Ala.	54 77							
273	H North Florida	59 78	205	A Stetson	48 74							
72	A FGCU	42 61	228	H Jacksonville	56 61							
298	A Kennesaw St.	47 70	322	H Lipscomb	80 67							
214	A Liberty	47 58	180	A North Ala.	60 72							
72	H FGCU	35 67	298	H Kennesaw St.	66 60							

Non-Div I Games:

NJIT

Average RPI Win: 249	WON-LOST	WINNING	LAST 10	STRENGTH OF	OPP. STRENGTH	TEAM	ADJ.	CONF.	ADJ CONF.
Average RPI Loss: 177	RECORD	PCT. RANK	GAMES	SCHEDULE	OF SCHEDULE	RPI	RPI	RPI	RPI
DIV. I ONLY	9- 14	237	1- 0	165	297	232	232	18	18
DIV. I NON-CONF.	4- 5	190	0- 0	123	327	182	182	22	22
TOTALS	RPI 1-25	RPI 26-50	W-L RECORDS	RPI 51-100	RPI 101-150	RPI 150+			
9- 14	0- 0	0- 1	OVERALL	0- 2	0- 4	9- 7			
5- 7	0- 0	0- 1	HOME	0- 2	0- 2	5- 2			
4- 7	0- 0	0- 0	AWAY	0- 0	0- 2	4- 5			
0- 0	0- 0	0- 0	NEUTRAL	0- 0	0- 0	0- 0			
4- 5	0- 0	0- 0	NON-CONFERENCE	0- 1	0- 2	4- 2			
2- 2	0- 0	0- 0	HOME	0- 1	0- 1	2- 0			
2- 3	0- 0	0- 0	AWAY	0- 0	0- 1	2- 2			
0- 0	0- 0	0- 0	NEUTRAL	0- 0	0- 0	0- 0			
5- 9	0- 0	0- 1	CONFERENCE	0- 1	0- 2	5- 5			
3- 5	0- 0	0- 1	HOME	0- 1	0- 1	3- 2			
2- 4	0- 0	0- 0	AWAY	0- 0	0- 1	2- 3			
0- 0	0- 0	0- 0	NEUTRAL	0- 0	0- 0	0- 0			

RPI 1-25			RPI 26-50			RPI 51-100			RPI 101+ Team's RPI: 232		
RPI	S	Opponent	Score	RPI	S	Opponent	Score	RPI	S	Opponent	Score
				47	H	Bucknell	43 77	65	H	Penn	61 65
								85	H	American	45 58
								139	A	Lehigh	55 66
								139	H	Lehigh	38 56
								140	H	Marist	48 72
								144	A	Colorado	43 59
								157	H	Boston U.	35 49
								186	A	Rider	66 60
								195	H	N.C. A&T	72 49
								203	A	Holy Cross	44 47
								203	H	Holy Cross	54 47
								222	A	Monmouth	67 68
								242	H	Saint Joseph's	49 48
								256	A	Colgate	62 49
								256	H	Colgate	67 52
								268	A	Army West Point	52 55
								268	H	Army West Point	48 60
								275	A	Norfolk St.	58 65
								283	A	Air Force	54 47
								289	A	Loyola Maryland	58 46
								327	A	Lafayette	42 55
								327	H	Lafayette	65 53
LAST 12 Division I GAMES:											
327	H	Lafayette	65 53	157	H	Boston U.	35 49				
268	H	Army West Point	48 60	327	A	Lafayette	42 55				
203	A	Holy Cross	44 47	268	A	Army West Point	52 55				
256	H	Colgate	67 52	203	H	Holy Cross	54 47				
139	A	Lehigh	55 66	256	A	Colgate	62 49				
47	H	Bucknell	43 77	85	H	American	45 58				

Non-Div I Games: Catholic 81 36

Navy

Nevada

Through Games Of Feb. 22, 2019

Average RPI Win:	269	WON-LOST	WINNING	LAST 10	STRENGTH OF	OPP. STRENGTH	TEAM	ADJ.	CONF.	ADJ CONF.
Average RPI Loss:	105	RECORD	PCT. RANK	GAMES	SCHEDULE	OF SCHEDULE	RPI	RPI	RPI	RPI
DIV. I ONLY	8- 15	257	0- 1	152	122	237	237	15	15	
DIV. I NON-CONF.	3- 7	256	0- 1	237	76	284	284	13	13	
TOTALS	RPI 1-25	RPI 26-50	W-L RECORDS	RPI 51-100	RPI 101-150	RPI 150+				
8- 15	0- 0	0- 1	OVERALL	0- 9	0- 2	8- 3				
5- 8	0- 0	0- 1	HOME	0- 5	0- 2	5- 0				
3- 5	0- 0	0- 0	AWAY	0- 2	0- 0	3- 3				
0- 2	0- 0	0- 0	NEUTRAL	0- 2	0- 0	0- 0				
3- 7	0- 0	0- 0	NON-CONFERENCE	0- 4	0- 2	3- 1				
2- 4	0- 0	0- 0	HOME	0- 2	0- 2	2- 0				
1- 1	0- 0	0- 0	AWAY	0- 0	0- 0	1- 1				
0- 2	0- 0	0- 0	NEUTRAL	0- 2	0- 0	0- 0				
5- 8	0- 0	0- 1	CONFERENCE	0- 5	0- 0	5- 2				
3- 4	0- 0	0- 1	HOME	0- 3	0- 0	3- 0				
2- 4	0- 0	0- 0	AWAY	0- 2	0- 0	2- 2				
0- 0	0- 0	0- 0	NEUTRAL	0- 0	0- 0	0- 0				

RPI S	Opponent	Score	RPI S	Opponent	Score	RPI S	Opponent	Score	RPI S	Opponent	Score	Team's RPI: 237
			45 H	Wyoming	51 55	52 A	Boise St.	65 80	135 H	Texas Tech	67 86	
						52 H	Boise St.	74 75	144 H	Colorado	52 65	
						54 A	New Mexico	74 85	169 A	Santa Clara	48 56	
						54 H	New Mexico	64 66	202 A	Utah St.	76 79	
						55 H	Southern California	51 72	208 H	San Diego St.	74 69	
						61 H	Utah	52 74	217 H	UNLV	70 62	
						83 N	UC Davis	68 84	245 H	Hawaii	79 78	
						92 H	Fresno St.	63 79	274 A	Long Beach St.	76 67	
						97 N	Northern Ill.	69 98	279 A	Colorado St.	62 38	
									279 H	Colorado St.	68 57	
									283 A	Air Force	74 79	
									306 A	San Jose St.	52 49	
									342 H	Seattle U	67 54	
LAST 12 Division I GAMES:												
			97 N	Northern Ill.	69 98	217 H	UNLV	70 62				
			208 H	San Diego St.	74 69	279 A	Colorado St.	62 38				
			45 H	Wyoming	51 55	283 A	Air Force	74 79				
			54 A	New Mexico	74 85	52 H	Boise St.	74 75				
			279 H	Colorado St.	68 57	92 H	Fresno St.	63 79				
			52 A	Boise St.	65 80	306 A	San Jose St.	52 49				

Non-Div I Games: Stanislaus St. 75 52

Nevada

Loss, Non-Conf, S Site, H Home A Away N Neutral

Average RPI Win:	287	WON-LOST	WINNING	LAST 10	STRENGTH OF	OPP. STRENGTH	TEAM	ADJ.	CONF.	ADJ CONF.
Average RPI Loss:	187	RECORD	PCT. RANK	GAMES	SCHEDULE	OF SCHEDULE	RPI	RPI	RPI	RPI
DIV. I ONLY	5- 21	319	0- 1	231	288	309	309	23	23	
DIV. I NON-CONF.	2- 10	311	0- 0	258	292	335	335	25	25	
TOTALS	RPI 1-25	RPI 26-50	W-L RECORDS	RPI 51-100	RPI 101-150	RPI 150+				
5- 21	0- 0	0- 0	OVERALL	0- 4	0- 4	5- 13				
3- 8	0- 0	0- 0	HOME	0- 2	0- 1	3- 5				
2- 13	0- 0	0- 0	AWAY	0- 2	0- 3	2- 8				
0- 0	0- 0	0- 0	NEUTRAL	0- 0	0- 0	0- 0				
2- 10	0- 0	0- 0	NON-CONFERENCE	0- 2	0- 2	2- 6				
2- 3	0- 0	0- 0	HOME	0- 1	0- 0	2- 2				
0- 7	0- 0	0- 0	AWAY	0- 1	0- 2	0- 4				
0- 0	0- 0	0- 0	NEUTRAL	0- 0	0- 0	0- 0				
3- 11	0- 0	0- 0	CONFERENCE	0- 2	0- 2	3- 7				
1- 5	0- 0	0- 0	HOME	0- 1	0- 1	1- 3				
2- 6	0- 0	0- 0	AWAY	0- 1	0- 1	2- 4				
0- 0	0- 0	0- 0	NEUTRAL	0- 0	0- 0	0- 0				

[illegible]

Non-Div I Games:	U New England	68	44
------------------	---------------	----	----

New Hampshire

Loss, Non-Conf, S Site, H Home A Away N Neutral

Average RPI Win:	189	WON-LOST	WINNING	LAST 10	STRENGTH OF	OPP. STRENGTH	TEAM	ADJ.	CONF.	ADJ CONF.
Average RPI Loss:	143	RECORD	PCT. RANK	GAMES	SCHEDULE	OF SCHEDULE	RPI	RPI	RPI	RPI
DIV. I ONLY	21- 4	16	1- 0	179	144	54	54	15	15	
DIV. I NON-CONF.	10- 1	17	1- 0	76	193	23	23	13	13	
TOTALS	RPI 1-25	RPI 26-50	W-L RECORDS	RPI 51-100	RPI 101-150	RPI 150+				
21- 4	0- 0	1- 0	OVERALL	3- 2	1- 0	16- 2				
14- 1	0- 0	0- 0	HOME	2- 1	1- 0	11- 0				
7- 3	0- 0	1- 0	AWAY	1- 1	0- 0	5- 2				
0- 0	0- 0	0- 0	NEUTRAL	0- 0	0- 0	0- 0				
10- 1	0- 0	0- 0	NON-CONFERENCE	2- 1	1- 0	7- 0				
7- 1	0- 0	0- 0	HOME	1- 1	1- 0	5- 0				
3- 0	0- 0	0- 0	AWAY	1- 0	0- 0	2- 0				
0- 0	0- 0	0- 0	NEUTRAL	0- 0	0- 0	0- 0				
11- 3	0- 0	1- 0	CONFERENCE	1- 1	0- 0	9- 2				
7- 0	0- 0	0- 0	HOME	1- 0	0- 0	6- 0				
4- 3	0- 0	1- 0	AWAY	0- 1	0- 0	3- 2				
0- 0	0- 0	0- 0	NEUTRAL	0- 0	0- 0	0- 0				

RPI S	Opponent	Score	RPI S	Opponent	Score	RPI S	Opponent	Score	RPI S	Opponent	Score
			45	A Wyoming	78 75	53	H Auburn	76 79	112	H Hartford	72 65
						76	H SFA	74 33	151	H Oklahoma	84 80
						92	A Fresno St.	70 77	153	A New Mexico St.	75 50
						92	H Fresno St.	82 73	153	H New Mexico St.	83 58
						99	A Houston	89 84	172	H Texas St.	82 51
									202	A Utah St.	68 64
									202	H Utah St.	74 56
									208	A San Diego St.	59 61
									208	H San Diego St.	70 62
									217	A UNLV	57 66
									217	H UNLV	80 77
									236	H Sacramento St.	85 53
									237	A Nevada	66 64
									237	H Nevada	85 74
									239	A Northern Ariz.	84 55
									277	H UTEP	69 51
									279	H Colorado St.	70 58
									283	H Air Force	78 57
									306	A San Jose St.	79 60
LAST 12 Division I GAMES:											
			76	H SFA	74 33	237	H Nevada	85 74			
			112	H Hartford	72 65	208	A San Diego St.	59 61			
			53	H Auburn	76 79	92	H Fresno St.	82 73			
			202	H Utah St.	74 56	202	A Utah St.	68 64			
			92	A Fresno St.	70 77	217	H UNLV	80 77			
			306	A San Jose St.	79 60	45	A Wyoming	78 75			

Non-Div I Games:

New Mexico

■ Loss,
■ Non-Conf, S Site,
■ Home
■ Away
N Neutral

Average RPI Win:	280	WON-LOST	WINNING	LAST 10	STRENGTH OF	OPP. STRENGTH	TEAM	ADJ.	CONF.	ADJ CONF.
Average RPI Loss:	146	RECORD	PCT. RANK	GAMES	SCHEDULE	OF SCHEDULE	RPI	RPI	RPI	RPI
DIV. I ONLY	17- 6	52	1- 0	311	340	153	153	30	30	
DIV. I NON-CONF.	6- 5	143	1- 0	173	319	149	149	30	30	
TOTALS	RPI 1-25	RPI 26-50	W-L RECORDS	RPI 51-100	RPI 101-150	RPI 150+				
17- 6	0- 0	0- 0	OVERALL	0- 2	0- 1	17- 3				
7- 2	0- 0	0- 0	HOME	0- 1	0- 0	7- 1				
9- 3	0- 0	0- 0	AWAY	0- 1	0- 0	9- 2				
1- 1	0- 0	0- 0	NEUTRAL	0- 0	0- 1	1- 0				
6- 5	0- 0	0- 0	NON-CONFERENCE	0- 2	0- 1	6- 2				
1- 2	0- 0	0- 0	HOME	0- 1	0- 0	1- 1				
4- 2	0- 0	0- 0	AWAY	0- 1	0- 0	4- 1				
1- 1	0- 0	0- 0	NEUTRAL	0- 0	0- 1	1- 0				
11- 1	0- 0	0- 0	CONFERENCE	0- 0	0- 0	11- 1				
6- 0	0- 0	0- 0	HOME	0- 0	0- 0	6- 0				
5- 1	0- 0	0- 0	AWAY	0- 0	0- 0	5- 1				
0- 0	0- 0	0- 0	NEUTRAL	0- 0	0- 0	0- 0				

RPI 1-25			RPI 26-50			RPI 51-100				RPI 101+			Team's RPI: 153		
RPI	S	Opponent	Score	RPI	S	Opponent	Score	RPI	S	Opponent	Score	RPI	S	Opponent	Score
								54	A	New Mexico	58 83	104	N	South Alabama	67 68
								54	H	New Mexico	50 75	163	A	UC Riverside	64 65
												164	H	Abilene Christian	46 58
												166	H	Denver	66 64
												223	H	UTRGV	71 63
												249	A	UMKC	90 86
												250	A	A&M-Corpus Christi	67 65
												259	H	California Baptist	76 69
												264	A	CSU Bakersfield	61 59
												264	H	CSU Bakersfield	61 48
												266	A	Utah Valley	72 63
												266	H	Utah Valley	58 52
												267	A	Western Mich.	66 54
												277	A	UTEP	69 65
												294	A	UC Santa Barbara	81 73
												337	A	Grand Canyon	51 54
												337	H	Grand Canyon	81 52
												342	A	Seattle U	83 72
												342	H	Seattle U	75 55
												349	A	Chicago St.	87 66
												351	N	Alcorn	82 64
LAST 12 Division I GAMES:															
				351	N	Alcorn	82 64					249	A	UMKC	90 86
				342	A	Seattle U	83 72					223	H	UTRGV	71 63
				266	A	Utah Valley	72 63					266	H	Utah Valley	58 52
				337	H	Grand Canyon	81 52					342	H	Seattle U	75 55
				264	H	CSU Bakersfield	61 48					264	A	CSU Bakersfield	61 59
				349	A	Chicago St.	87 66					337	A	Grand Canyon	51 54

Non-Div I Games: Tex. Permian Basin 70 38 Northern N.M. 101 51

New Mexico St.

■ Loss,
■ Non-Conf,
■ S Site,
■ H Home
■ A Away
N Neutral

Average RPI Win:	290	WON-LOST	WINNING	LAST 10	STRENGTH OF	OPP. STRENGTH	TEAM	ADJ.	CONF.	ADJ CONF.
Average RPI Loss:	180	RECORD	PCT. RANK	GAMES	SCHEDULE	OF SCHEDULE	RPI	RPI	RPI	RPI
DIV. I ONLY	7- 13	256	0- 0	315	251	296	296	25	25	
DIV. I NON-CONF.	1- 5	311	0- 0	166	75	251	251	23	23	
TOTALS	RPI 1-25	RPI 26-50	W-L RECORDS	RPI 51-100	RPI 101-150	RPI 150+				
7- 13	0- 1	0- 1	OVERALL	0- 2	0- 1	7- 8				
4- 5	0- 0	0- 0	HOME	0- 1	0- 0	4- 4				
3- 8	0- 1	0- 1	AWAY	0- 1	0- 1	3- 4				
0- 0	0- 0	0- 0	NEUTRAL	0- 0	0- 0	0- 0				
1- 5	0- 1	0- 1	NON-CONFERENCE	0- 0	0- 1	1- 2				
0- 1	0- 0	0- 0	HOME	0- 0	0- 0	0- 1				
1- 4	0- 1	0- 1	AWAY	0- 0	0- 1	1- 1				
0- 0	0- 0	0- 0	NEUTRAL	0- 0	0- 0	0- 0				
6- 8	0- 0	0- 0	CONFERENCE	0- 2	0- 0	6- 6				
4- 4	0- 0	0- 0	HOME	0- 1	0- 0	4- 3				
2- 4	0- 0	0- 0	AWAY	0- 1	0- 0	2- 3				
0- 0	0- 0	0- 0	NEUTRAL	0- 0	0- 0	0- 0				

RPI S	Opponent	Score	RPI S	Opponent	Score	RPI S	Opponent	Score	RPI S	Opponent	Score	Team's RPI: 296
18	A Miami (FL)	38 78	35	A Rice	56 67	67	H Lamar University	57 79	124	A Pittsburgh	38 90	
						76	A SFA	38 97	164	H Abilene Christian	52 59	
									173	H Nicholls St.	62 76	
									191	A Xavier	45 61	
									204	A Memphis	66 59	
									250	A A&M-Corpus Christi	51 57	
									250	H A&M-Corpus Christi	56 54	
									282	H Central Ark.	60 62	
									305	A Incarnate Word	69 81	
									305	H Incarnate Word	58 55	
									307	A Southeastern La.	61 58	
									314	H McNeese	88 76	
									317	H La.-Monroe	44 57	
									324	A Northwestern St.	67 62	
									324	H Northwestern St.	84 73	
									341	A Houston Baptist	74 83	
LAST 12 Division I GAMES:												
307	A Southeastern La.	61 58	305	A Incarnate Word	69 81							
250	H A&M-Corpus Christi	56 54	282	H Central Ark.	60 62							
173	H Nicholls St.	62 76	250	A A&M-Corpus Christi	51 57							
324	H Northwestern St.	84 73	76	A SFA	38 97							
305	H Incarnate Word	58 55	314	H McNeese	88 76							
324	A Northwestern St.	67 62	67	H Lamar University	57 79							

Non-Div I Games: Dillard 68 59 Centenary (LA) 104 42 Trinity Baptist 93 38

New Orleans

Loss, Non-Conf, S Site, H Home A Away N Neutral

Niagara

Through Games Of Feb. 22, 2019

Average RPI Win:	302	WON-LOST	WINNING	LAST 10	STRENGTH OF	OPP. STRENGTH	TEAM	ADJ.	CONF.	ADJ CONF.
Average RPI Loss:	146	RECORD	PCT. RANK	GAMES	SCHEDULE	OF SCHEDULE	RPI	RPI	RPI	RPI
DIV. I ONLY	12- 15	210	1- 0	281	233	255	255	26	26	
DIV. I NON-CONF.	4- 8	241	1- 0	179	125	255	255	27	27	
TOTALS	RPI 1-25	RPI 26-50	W-L RECORDS	RPI 51-100	RPI 101-150	RPI 150+				
12- 15	0- 2	0- 1	OVERALL	0- 3	0- 2	12- 7				
8- 5	0- 0	0- 0	HOME	0- 1	0- 1	8- 3				
3- 9	0- 2	0- 1	AWAY	0- 2	0- 0	3- 4				
1- 1	0- 0	0- 0	NEUTRAL	0- 0	0- 1	1- 0				
4- 8	0- 2	0- 1	NON-CONFERENCE	0- 1	0- 1	4- 3				
3- 2	0- 0	0- 0	HOME	0- 0	0- 0	3- 2				
0- 5	0- 2	0- 1	AWAY	0- 1	0- 0	0- 1				
1- 1	0- 0	0- 0	NEUTRAL	0- 0	0- 1	1- 0				
8- 7	0- 0	0- 0	CONFERENCE	0- 2	0- 1	8- 4				
5- 3	0- 0	0- 0	HOME	0- 1	0- 1	5- 1				
3- 4	0- 0	0- 0	AWAY	0- 1	0- 0	3- 3				
0- 0	0- 0	0- 0	NEUTRAL	0- 0	0- 0	0- 0				

RPI 1-25				RPI 26-50				RPI 51-100				RPI 101+ Team's RPI: 255			
RPI	S	Opponent	Score	RPI	S	Opponent	Score	RPI	S	Opponent	Score	RPI	S	Opponent	Score
9	A	Iowa St.	35 95	40	A	Buffalo	61 88	51	A	West Virginia	32 84	109	N	Yale	64 67
12	A	Syracuse	45 94					58	A	Quinnipiac	42 62	140	H	Marist	58 87
								58	H	Quinnipiac	55 96	222	A	Monmouth	54 76
												222	H	Monmouth	81 88
												230	H	St. Bonaventure	48 76
												235	H	Howard	61 68
												242	A	Saint Joseph's	54 68
												256	H	Colgate	74 69
												262	H	Binghamton	79 72
												270	A	Siena	61 67
												286	A	Manhattan	58 54
												286	H	Manhattan	61 51
												287	H	Canisius	74 52
												290	A	Fairfield	54 55
												290	H	Fairfield	71 68
												302	N	Morgan St.	67 57
												326	A	Iona	58 46
												326	H	Iona	72 53
												330	H	Coppin St.	71 69
												338	A	Saint Peter's	75 66
												338	H	Saint Peter's	81 57
LAST 12 Division I GAMES:															
302	N	Morgan St.	67 57	58	A	Quinnipiac	42 62								
109	N	Yale	64 67	326	H	Iona	72 53								
222	H	Monmouth	81 88	338	H	Saint Peter's	81 57								
270	A	Siena	61 67	222	A	Monmouth	54 76								
287	H	Canisius	74 52	286	A	Manhattan	58 54								
290	A	Fairfield	54 55	290	H	Fairfield	71 68								

Non-Div I Games:

Niagara

■ Loss,
■ Non-Conf,
■ S Site,
■ H Home
■ A Away
N Neutral

Average RPI Win:	291	WON-LOST	WINNING	LAST 10	STRENGTH OF	OPP. STRENGTH	TEAM	ADJ.	CONF.	ADJ CONF.
Average RPI Loss:	121	RECORD	PCT. RANK	GAMES	SCHEDULE	OF SCHEDULE	RPI	RPI	RPI	RPI
DIV. I ONLY	13- 10	136	0- 1	289	247	173	173	25	25	
DIV. I NON-CONF.	4- 6	212	0- 1	194	142	171	171	23	23	
TOTALS	RPI 1-25	RPI 26-50	W-L RECORDS	RPI 51-100	RPI 101-150	RPI 150+				
13- 10	0- 1	0- 0	OVERALL	0- 4	0- 2	13- 3				
6- 1	0- 0	0- 0	HOME	0- 0	0- 0	6- 1				
6- 8	0- 1	0- 0	AWAY	0- 4	0- 1	6- 2				
1- 1	0- 0	0- 0	NEUTRAL	0- 0	0- 1	1- 0				
4- 6	0- 1	0- 0	NON-CONFERENCE	0- 2	0- 2	4- 1				
1- 0	0- 0	0- 0	HOME	0- 0	0- 0	1- 0				
2- 5	0- 1	0- 0	AWAY	0- 2	0- 1	2- 1				
1- 1	0- 0	0- 0	NEUTRAL	0- 0	0- 1	1- 0				
9- 4	0- 0	0- 0	CONFERENCE	0- 2	0- 0	9- 2				
5- 1	0- 0	0- 0	HOME	0- 0	0- 0	5- 1				
4- 3	0- 0	0- 0	AWAY	0- 2	0- 0	4- 1				
0- 0	0- 0	0- 0	NEUTRAL	0- 0	0- 0	0- 0				

RPI S	Opponent	Score	RPI S	Opponent	Score	RPI S	Opponent	Score	RPI S	Opponent	Score	Team's RPI: 173
2	A Baylor	39 100				53	A Auburn	59 80	143	N Delaware	56 71	
						66	A LSU	44 76	150	A Tulane	46 71	
						67	A Lamar University	65 78	164	A Abilene Christian	66 76	
						76	A SFA	62 70	172	A Texas St.	67 72	
									179	H Sam Houston St.	84 81	
									234	N Texas Southern	58 57	
									250	H A&M-Corpus Christi	85 55	
									277	A UTEP	58 56	
									282	A Central Ark.	64 60	
									296	A New Orleans	76 62	
									305	H Incarnate Word	86 62	
									307	A Southeastern La.	73 66	
									314	H McNeese	68 69	
									317	A La.-Monroe	55 54	
									324	H Northwestern St.	97 86	
									329	H Mississippi Val.	72 47	
									341	A Houston Baptist	58 55	
									341	H Houston Baptist	77 54	
LAST 12 Division I GAMES:												
143	N Delaware	56 71	307	A Southeastern La.	73 66							
172	A Texas St.	67 72	67	A Lamar University	65 78							
179	H Sam Houston St.	84 81	250	H A&M-Corpus Christi	85 55							
341	A Houston Baptist	58 55	282	A Central Ark.	64 60							
164	A Abilene Christian	66 76	314	H McNeese	68 69							
296	A New Orleans	76 62	341	H Houston Baptist	77 54							

Non-Div I Games: Southern-N.O. 86 49 William Carey 86 45

Nicholls St.

Loss, Non-Conf, S Site, H Home A Away N Neutral

Average RPI Win:	305	WON-LOST	WINNING	LAST 10	STRENGTH OF	OPP. STRENGTH	TEAM	ADJ.	CONF.	ADJ CONF.
Average RPI Loss:	181	RECORD	PCT. RANK	GAMES	SCHEDULE	OF SCHEDULE	RPI	RPI	RPI	RPI
DIV. I ONLY	11- 12	192	1- 0	333	321	275	275	32	32	
DIV. I NON-CONF.	3- 8	267	1- 0	287	148	305	305	32	32	
TOTALS	RPI 1-25	RPI 26-50	W-L RECORDS	RPI 51-100	RPI 101-150	RPI 150+				
11- 12	0- 0	0- 0	OVERALL	0- 1	0- 3	11- 8				
6- 4	0- 0	0- 0	HOME	0- 0	0- 0	6- 4				
4- 8	0- 0	0- 0	AWAY	0- 1	0- 3	4- 4				
1- 0	0- 0	0- 0	NEUTRAL	0- 0	0- 0	1- 0				
3- 8	0- 0	0- 0	NON-CONFERENCE	0- 1	0- 3	3- 4				
2- 2	0- 0	0- 0	HOME	0- 0	0- 0	2- 2				
0- 6	0- 0	0- 0	AWAY	0- 1	0- 3	0- 2				
1- 0	0- 0	0- 0	NEUTRAL	0- 0	0- 0	1- 0				
8- 4	0- 0	0- 0	CONFERENCE	0- 0	0- 0	8- 4				
4- 2	0- 0	0- 0	HOME	0- 0	0- 0	4- 2				
4- 2	0- 0	0- 0	AWAY	0- 0	0- 0	4- 2				
0- 0	0- 0	0- 0	NEUTRAL	0- 0	0- 0	0- 0				

RPI 1-25				RPI 26-50				RPI 51-100				RPI 101+				Team's RPI: 275	
RPI	S	Opponent	Score	RPI	S	Opponent	Score	RPI	S	Opponent	Score	RPI	S	Opponent	Score		
								75	A	Old Dominion	53	69	115	A	Wake Forest	61	63
												126	A	High Point	51	83	
												139	A	Lehigh	41	62	
												171	H	William & Mary	44	55	
												182	H	UMES	43	59	
												195	H	N.C. A&T	44	49	
												200	A	Ole Miss	42	60	
												214	N	Liberty	66	53	
												215	A	Bethune-Cookman	58	65	
												215	H	Bethune-Cookman	57	50	
												224	H	Campbell	49	57	
												232	H	Navy	65	58	
												235	A	Howard	70	74	
												291	A	La Salle	52	62	
												308	A	South Carolina St.	57	50	
												330	A	Coppin St.	68	63	
												336	H	Longwood	74	42	
												340	H	N.C. Central	62	48	
												343	H	Delaware St.	63	50	
												347	A	Florida A&M	69	45	
												347	H	Florida A&M	60	58	
												348	A	Savannah St.	78	42	
LAST 12 Division I GAMES:																	
214	N	Liberty	66	53	182	H	UMES	43	59								
195	H	N.C. A&T	44	49	308	A	South Carolina St.	57	50								
340	H	N.C. Central	62	48	348	A	Savannah St.	78	42								
347	A	Florida A&M	69	45	215	H	Bethune-Cookman	57	50								
215	A	Bethune-Cookman	58	65	330	A	Coppin St.	68	63								
235	A	Howard	70	74	347	H	Florida A&M	60	58								

Non-Div I Games: Cheyney 93 40 Saint Augustine's 71 38

Norfolk St.

■ Loss,
 ■ Non-Conf,
 ■ S Site,
 ■ Home
 ■ A Away
 N Neutral

Average RPI Win:	276	WON-LOST	WINNING	LAST 10	STRENGTH OF	OPP. STRENGTH	TEAM	ADJ.	CONF.	ADJ CONF.
Average RPI Loss:	169	RECORD	PCT. RANK	GAMES	SCHEDULE	OF SCHEDULE	RPI	RPI	RPI	RPI
DIV. I ONLY	13- 5	62	0- 0	345	255	180	180	24	24	
DIV. I NON-CONF.	5- 1	37	0- 0	351	204	185	185	26	26	
TOTALS	RPI 1-25	RPI 26-50	W-L RECORDS	RPI 51-100	RPI 101-150	RPI 150+				
13- 5	0- 0	0- 0	OVERALL	0- 2	0- 0	13- 3				
5- 2	0- 0	0- 0	HOME	0- 1	0- 0	5- 1				
6- 3	0- 0	0- 0	AWAY	0- 1	0- 0	6- 2				
2- 0	0- 0	0- 0	NEUTRAL	0- 0	0- 0	2- 0				
5- 1	0- 0	0- 0	NON-CONFERENCE	0- 0	0- 0	5- 1				
1- 0	0- 0	0- 0	HOME	0- 0	0- 0	1- 0				
2- 1	0- 0	0- 0	AWAY	0- 0	0- 0	2- 1				
2- 0	0- 0	0- 0	NEUTRAL	0- 0	0- 0	2- 0				
8- 4	0- 0	0- 0	CONFERENCE	0- 2	0- 0	8- 2				
4- 2	0- 0	0- 0	HOME	0- 1	0- 0	4- 1				
4- 2	0- 0	0- 0	AWAY	0- 1	0- 0	4- 1				
0- 0	0- 0	0- 0	NEUTRAL	0- 0	0- 0	0- 0				

RPI 1-25			RPI 26-50			RPI 51-100			RPI 101+ Team's RPI: 180		
RPI	S	Opponent	Score	RPI	S	Opponent	Score	RPI	S	Opponent	Score
						72 A FGPU	51 76	191 A Xavier		81 94	
						72 H FGPU	52 68	201 A Vanderbilt		74 71	
								205 H Stetson		71 55	
								214 H Liberty		57 61	
								220 N Southeast Mo. St.		80 67	
								228 A Jacksonville		62 59	
								260 H Alabama St.		68 42	
								273 A North Florida		70 64	
								273 H North Florida		77 62	
								298 A Kennesaw St.		72 74	
								298 H Kennesaw St.		80 55	
								322 A Lipscomb		81 60	
								323 A NJIT		77 54	
								323 H NJIT		72 60	
								329 A Mississippi Val.		86 72	
								335 N Western Caro.		89 66	
LAST 12 Division I GAMES:											
298	A	Kennesaw St.	72 74	298	H	Kennesaw St.	80 55				
214	H	Liberty	57 61	205	H	Stetson	71 55				
273	H	North Florida	77 62	228	A	Jacksonville	62 59				
72	A	FGCU	51 76	323	H	NJIT	72 60				
322	A	Lipscomb	81 60	72	H	FGCU	52 68				
323	A	NJIT	77 54	273	A	North Florida	70 64				

Non-Div I Games: Stillman 99 43 Martin Methodist 79 48 Lane 98 57 Blue Mountain (MS) 70 42
North Ala.

North Carolina

Through Games Of Feb. 22, 2019

Average RPI Win:	103	WON-LOST	WINNING	LAST 10	STRENGTH OF	OPP. STRENGTH	TEAM	ADJ.	CONF.	ADJ CONF.
Average RPI Loss:	58	RECORD	PCT. RANK	GAMES	SCHEDULE	OF SCHEDULE	RPI	RPI	RPI	RPI
DIV. I ONLY	17- 11	120	1- 0	10	11	28	28	1	1	
DIV. I NON-CONF.	9- 5	104	0- 0	34	68	49	49	1	1	
TOTALS	RPI 1-25	RPI 26-50	W-L RECORDS	RPI 51-100	RPI 101-150	RPI 150+				
17- 11	2- 5	4- 0	OVERALL	3- 4	5- 2	3- 0				
10- 3	1- 1	1- 0	HOME	2- 2	4- 0	2- 0				
4- 6	1- 3	1- 0	AWAY	1- 1	0- 2	1- 0				
3- 2	0- 1	2- 0	NEUTRAL	0- 1	1- 0	0- 0				
9- 5	0- 1	2- 0	NON-CONFERENCE	2- 3	2- 1	3- 0				
5- 1	0- 0	0- 0	HOME	2- 1	1- 0	2- 0				
1- 2	0- 0	0- 0	AWAY	0- 1	0- 1	1- 0				
3- 2	0- 1	2- 0	NEUTRAL	0- 1	1- 0	0- 0				
8- 6	2- 4	2- 0	CONFERENCE	1- 1	3- 1	0- 0				
5- 2	1- 1	1- 0	HOME	0- 1	3- 0	0- 0				
3- 4	1- 3	1- 0	AWAY	1- 0	0- 1	0- 0				
0- 0	0- 0	0- 0	NEUTRAL	0- 0	0- 0	0- 0				

RPI	S	Opponent	Score	RPI	S	Opponent	Score	Team's RPI: 28	RPI	S	Opponent	Score	RPI	S	Opponent	Score
1	H	Notre Dame	78 73	31	N	UCLA	83 49		53	N	Auburn	81 86	105	H	Virginia	70 53
3	A	Louisville	66 73	33	H	Georgia Tech	91 90		59	A	Virginia Tech	81 69	115	H	Wake Forest	84 61
10	A	NC State	64 51	35	N	Rice	71 50		71	H	Maine	73 85	120	H	Boston College	93 78
12	A	Syracuse	77 90	49	A	Clemson	70 64		78	A	Ohio St.	69 76	121	H	UNCW	82 55
18	A	Miami (FL)	68 76						79	H	Kent St.	73 60	124	A	Pittsburgh	78 91
19	N	Kentucky	75 85						90	H	Duke	69 85	130	N	South Fla.	71 69
21	H	Florida St.	63 64						98	H	VCU	59 47	144	A	Colorado	74 86
													212	A	Elon	100 69
													235	H	Howard	85 63
													311	H	UNC Greensboro	83 62
LAST 12 Division I GAMES:																
120	H	Boston College	93 78	33	H	Georgia Tech	91 90		1	H	Notre Dame	78 73				
105	H	Virginia	70 53	59	A	Virginia Tech	81 69		18	A	Miami (FL)	68 76				
124	A	Pittsburgh	78 91	115	H	Wake Forest	84 61		12	A	Syracuse	77 90				
49	A	Clemson	70 64													
90	H	Duke	69 85													
10	A	NC State	64 51													

Non-Div I Games:

North Carolina

■ Loss,
 ■ Non-Conf, S Site,
 ■ Home
 ■ Away
 N Neutral

North Dakota

Through Games Of Feb. 22, 2019

Average RPI Win:	279	WON-LOST	WINNING	LAST 10	STRENGTH OF	OPP. STRENGTH	TEAM	ADJ.	CONF.	ADJ CONF.
Average RPI Loss:	140	RECORD	PCT. RANK	GAMES	SCHEDULE	OF SCHEDULE	RPI	RPI	RPI	RPI
DIV. I ONLY	9- 16	251	0- 1	258	156	243	243	19	19	
DIV. I NON-CONF.	4- 8	241	0- 0	241	93	203	203	19	19	
TOTALS	RPI 1-25	RPI 26-50	W-L RECORDS	RPI 51-100	RPI 101-150	RPI 150+				
9- 16	0- 2	0- 3	OVERALL	0- 1	0- 1	9- 9				
3- 5	0- 0	0- 2	HOME	0- 0	0- 0	3- 3				
4- 11	0- 2	0- 1	AWAY	0- 1	0- 1	4- 6				
2- 0	0- 0	0- 0	NEUTRAL	0- 0	0- 0	2- 0				
4- 8	0- 2	0- 0	NON-CONFERENCE	0- 1	0- 1	4- 4				
0- 1	0- 0	0- 0	HOME	0- 0	0- 0	0- 1				
2- 7	0- 2	0- 0	AWAY	0- 1	0- 1	2- 3				
2- 0	0- 0	0- 0	NEUTRAL	0- 0	0- 0	2- 0				
5- 8	0- 0	0- 3	CONFERENCE	0- 0	0- 0	5- 5				
3- 4	0- 0	0- 2	HOME	0- 0	0- 0	3- 2				
2- 4	0- 0	0- 1	AWAY	0- 0	0- 0	2- 3				
0- 0	0- 0	0- 0	NEUTRAL	0- 0	0- 0	0- 0				

RPI 1-25				RPI 26-50				RPI 51-100				RPI 101+ Team's RPI: 243			
RPI	S	Opponent	Score	RPI	S	Opponent	Score	RPI	S	Opponent	Score	RPI	S	Opponent	Score
9	A	Iowa St.	35 87	32	H	South Dakota	50 80	80	A	UNI	60 64	128	A	Penn St.	68 75
12	A	Syracuse	49 85	36	A	South Dakota St.	58 81					155	A	Illinois St.	55 67
				36	H	South Dakota St.	48 66					166	A	Denver	66 87
												174	A	Oral Roberts	75 67
												174	H	Oral Roberts	58 80
												190	H	Milwaukee	46 64
												205	A	Stetson	63 74
												219	A	Western Ill.	90 111
												219	H	Western Ill.	80 92
												229	A	Massachusetts	59 52
												253	A	Rhode Island	63 77
												257	N	San Francisco	100 97
												267	N	Western Mich.	62 50
												310	A	Valparaiso	62 56
												312	A	Omaha	69 68
												312	H	Omaha	68 57
												320	A	North Dakota St.	57 69
												320	H	North Dakota St.	70 58
												333	H	Purdue Fort Wayne	79 60
LAST 12 Division I GAMES:															
				174	H	Oral Roberts	58 80					320	A	North Dakota St.	57 69
				36	A	South Dakota St.	58 81					36	H	South Dakota St.	48 66
				320	H	North Dakota St.	70 58					219	H	Western Ill.	80 92
				312	A	Omaha	69 68					312	H	Omaha	68 57
				219	A	Western Ill.	90 111					166	A	Denver	66 87
				32	H	South Dakota	50 80					174	A	Oral Roberts	75 67

Non-Div I Games: Mayville St. 84 50

North Dakota

Loss, Non-Conf, S Site, H Home A Away N Neutral

Average RPI Win:	283	WON-LOST	WINNING	LAST 10	STRENGTH OF	OPP. STRENGTH	TEAM	ADJ.	CONF.	ADJ CONF.
Average RPI Loss:	165	RECORD	PCT. RANK	GAMES	SCHEDULE	OF SCHEDULE	RPI	RPI	RPI	RPI
DIV. I ONLY	5- 19	316	0- 1	259	210	320	320	19	19	
DIV. I NON-CONF.	2- 9	297	0- 0	297	229	331	331	19	19	
TOTALS	RPI 1-25	RPI 26-50	W-L RECORDS	RPI 51-100	RPI 101-150	RPI 150+				
5- 19	0- 0	0- 3	OVERALL	0- 1	0- 2	5- 13				
4- 7	0- 0	0- 2	HOME	0- 0	0- 1	4- 4				
1- 10	0- 0	0- 1	AWAY	0- 1	0- 1	1- 7				
0- 2	0- 0	0- 0	NEUTRAL	0- 0	0- 0	0- 2				
2- 9	0- 0	0- 0	NON-CONFERENCE	0- 1	0- 2	2- 6				
1- 3	0- 0	0- 0	HOME	0- 0	0- 1	1- 2				
1- 4	0- 0	0- 0	AWAY	0- 1	0- 1	1- 2				
0- 2	0- 0	0- 0	NEUTRAL	0- 0	0- 0	0- 2				
3- 10	0- 0	0- 3	CONFERENCE	0- 0	0- 0	3- 7				
3- 4	0- 0	0- 2	HOME	0- 0	0- 0	3- 2				
0- 6	0- 0	0- 1	AWAY	0- 0	0- 0	0- 5				
0- 0	0- 0	0- 0	NEUTRAL	0- 0	0- 0	0- 0				

RPI S	Opponent	Score	RPI S	Opponent	Score	RPI S	Opponent	Score	RPI S	Opponent	Score	Team's RPI: 320
32	H South Dakota	41 67	97	A Northern Ill.	63 81	106	A Pacific	68 75				
36	A South Dakota St.	33 86				111	H Creighton	51 86				
36	H South Dakota St.	48 88				166	A Denver	54 81				
						166	H Denver	67 87				
						174	A Oral Roberts	72 101				
						174	H Oral Roberts	54 65				
						177	N North Texas	78 92				
						184	A Wisconsin	53 64				
						190	H Milwaukee	55 57				
						205	A Stetson	59 60				
						219	A Western Ill.	70 82				
						219	H Western Ill.	68 60				
						243	A North Dakota	58 70				
						243	H North Dakota	69 57				
						249	H UMKC	59 69				
						257	N San Francisco	42 75				
						309	H New Hampshire	56 51				
						310	A Valparaiso	51 48				
						312	A Omaha	61 78				
						333	H Purdue Fort Wayne	70 54				
LAST 12 Division I GAMES:												
36	H South Dakota St.	48 88	36	A South Dakota St.	33 86							
174	H Oral Roberts	54 65	243	H North Dakota	69 57							
166	H Denver	67 87	166	A Denver	54 81							
243	A North Dakota	58 70	219	H Western Ill.	68 60							
219	A Western Ill.	70 82	312	A Omaha	61 78							
174	A Oral Roberts	72 101	32	H South Dakota	41 67							

Non-Div I Games: Mayville St. 49 43

North Dakota St.

Loss, Non-Conf, S Site, H Home A Away N Neutral

North Florida

Through Games Of Feb. 22, 2019

Average RPI Win:	303	WON-LOST	WINNING	LAST 10	STRENGTH OF	OPP. STRENGTH	TEAM	ADJ.	CONF.	ADJ CONF.
Average RPI Loss:	172	RECORD	PCT. RANK	GAMES	SCHEDULE	OF SCHEDULE	RPI	RPI	RPI	RPI
DIV. I ONLY	9- 13	232	0- 1	301	286	273	273	24	24	
DIV. I NON-CONF.	3- 6	241	0- 0	307	272	318	318	26	26	
TOTALS	RPI 1-25	RPI 26-50	W-L RECORDS	RPI 51-100	RPI 101-150	RPI 150+				
9- 13	0- 1	0- 1	OVERALL	0- 2	0- 0	9- 9				
6- 4	0- 0	0- 0	HOME	0- 1	0- 0	6- 3				
3- 9	0- 1	0- 1	AWAY	0- 1	0- 0	3- 6				
0- 0	0- 0	0- 0	NEUTRAL	0- 0	0- 0	0- 0				
3- 6	0- 1	0- 1	NON-CONFERENCE	0- 0	0- 0	3- 4				
3- 1	0- 0	0- 0	HOME	0- 0	0- 0	3- 1				
0- 5	0- 1	0- 1	AWAY	0- 0	0- 0	0- 3				
0- 0	0- 0	0- 0	NEUTRAL	0- 0	0- 0	0- 0				
6- 7	0- 0	0- 0	CONFERENCE	0- 2	0- 0	6- 5				
3- 3	0- 0	0- 0	HOME	0- 1	0- 0	3- 2				
3- 4	0- 0	0- 0	AWAY	0- 1	0- 0	3- 3				
0- 0	0- 0	0- 0	NEUTRAL	0- 0	0- 0	0- 0				

RPI 1-25				RPI 26-50				RPI 51-100				RPI 101+ Team's RPI: 273			
RPI	S	Opponent	Score	RPI	S	Opponent	Score	RPI	S	Opponent	Score	RPI	S	Opponent	Score
21	A	Florida St.	53 74	46	A	Indiana	52 75	72	A	FGCU	48 80	180	A	North Ala.	62 77
								72	H	FGCU	66 105	180	H	North Ala.	64 70
												200	A	Ole Miss	69 82
												205	H	Stetson	71 57
												214	A	Liberty	53 69
												215	A	Bethune-Cookman	60 76
												228	A	Jacksonville	63 75
												228	H	Jacksonville	72 80
												279	A	Colorado St.	59 61
												295	H	Alabama A&M	62 63
												298	A	Kennesaw St.	71 60
												298	H	Kennesaw St.	74 66
												301	H	Charleston So.	82 76
												312	H	FIU	62 53
												322	A	Lipscomb	68 53
												322	H	Lipscomb	72 66
												323	A	NJIT	78 59
												347	H	Florida A&M	64 53
LAST 12 Division I GAMES:															
228	A	Jacksonville	63 75	72	A	FGCU	48 80								
323	A	NJIT	78 59	228	H	Jacksonville	72 80								
298	H	Kennesaw St.	74 66	214	A	Liberty	53 69								
180	A	North Ala.	62 77	205	H	Stetson	71 57								
322	H	Lipscomb	72 66	72	H	FGCU	66 105								
298	A	Kennesaw St.	71 60	322	A	Lipscomb	68 53								

Non-Div I Games: Trinity Baptist 99 40 Warner 67 36

North Florida

Loss, Non-Conf, S Site, H Home A Away N Neutral

North Texas

Through Games Of Feb. 22, 2019

Average RPI Win:	226	WON-LOST	WINNING	LAST 10	STRENGTH OF	OPP. STRENGTH	TEAM	ADJ.	CONF.	ADJ CONF.
Average RPI Loss:	121	RECORD	PCT. RANK	GAMES	SCHEDULE	OF SCHEDULE	RPI	RPI	RPI	RPI
DIV. I ONLY	11- 11	167	1- 0	167	137	177	177	14	14	
DIV. I NON-CONF.	4- 5	190	0- 0	208	129	234	234	17	17	
TOTALS	RPI 1-25	RPI 26-50	W-L RECORDS	RPI 51-100	RPI 101-150	RPI 150+				
11- 11	0- 0	0- 4	OVERALL	1- 2	2- 1	8- 4				
7- 4	0- 0	0- 1	HOME	1- 1	1- 0	5- 2				
3- 6	0- 0	0- 2	AWAY	0- 1	1- 1	2- 2				
1- 1	0- 0	0- 1	NEUTRAL	0- 0	0- 0	1- 0				
4- 5	0- 0	0- 3	NON-CONFERENCE	1- 0	0- 0	3- 2				
3- 2	0- 0	0- 1	HOME	1- 0	0- 0	2- 1				
0- 2	0- 0	0- 1	AWAY	0- 0	0- 0	0- 1				
1- 1	0- 0	0- 1	NEUTRAL	0- 0	0- 0	1- 0				
7- 6	0- 0	0- 1	CONFERENCE	0- 2	2- 1	5- 2				
4- 2	0- 0	0- 0	HOME	0- 1	1- 0	3- 1				
3- 4	0- 0	0- 1	AWAY	0- 1	1- 1	2- 1				
0- 0	0- 0	0- 0	NEUTRAL	0- 0	0- 0	0- 0				

RPI 1-25				RPI 26-50				RPI 51-100				RPI 101+				Team's RPI: 177
RPI	S	Opponent	Score	RPI	S	Opponent	Score	RPI	S	Opponent	Score	RPI	S	Opponent	Score	
				29	H	Texas	54 64	64	A	Middle Tenn.	46 61	114	A	UAB	60 70	
				35	A	Rice	52 64	69	H	Missouri St.	83 76	127	A	Western Ky.	76 67	
				42	A	Kansas St.	42 60	75	H	Old Dominion	71 72	133	H	Charlotte	68 63	
				45	N	Wyoming	49 53					167	A	Louisiana Tech	65 54	
												183	A	Southern Miss.	62 48	
												194	A	Marshall	55 67	
												202	H	Utah St.	41 57	
												227	A	SMU	66 73	
												264	H	CSU Bakersfield	71 59	
												277	H	UTEP	70 51	
												297	H	Fla. Atlantic	82 62	
												300	H	UTSA	54 57	
												312	H	FIU	75 50	
												320	N	North Dakota St.	92 78	
												341	H	Houston Baptist	100 75	
LAST 12 Division I GAMES:																
				312	H	FIU	75 50	64	A	Middle Tenn.	46 61					
				297	H	Fla. Atlantic	82 62	114	A	UAB	60 70					
				127	A	Western Ky.	76 67	35	A	Rice	52 64					
				194	A	Marshall	55 67	300	H	UTSA	54 57					
				133	H	Charlotte	68 63	277	H	UTEP	70 51					
				75	H	Old Dominion	71 72	183	A	Southern Miss.	62 48					

Non-Div I Games: Mid-Amer. Christian82 35 Xavier (LA) 59 46 Okla. Panhandle 93 52

North Texas

Loss, Non-Conf, S Site, H Home A Away N Neutral

Northeastern

Through Games Of Feb. 22, 2019

Average RPI Win:	188	WON-LOST	WINNING	LAST 10	STRENGTH OF	OPP. STRENGTH	TEAM	ADJ.	CONF.	ADJ CONF.
Average RPI Loss:	107	RECORD	PCT. RANK	GAMES	SCHEDULE	OF SCHEDULE	RPI	RPI	RPI	RPI
DIV. I ONLY	15- 9	102	0- 1	94	153	87	87	10	10	
DIV. I NON-CONF.	10- 1	17	0- 0	169	222	30	30	10	10	
TOTALS	RPI 1-25	RPI 26-50	W-L RECORDS	RPI 51-100	RPI 101-150	RPI 150+				
15- 9	0- 0	0- 2	OVERALL	2- 2	4- 4	9- 1				
10- 2	0- 0	0- 1	HOME	1- 1	3- 0	6- 0				
5- 7	0- 0	0- 1	AWAY	1- 1	1- 4	3- 1				
0- 0	0- 0	0- 0	NEUTRAL	0- 0	0- 0	0- 0				
10- 1	0- 0	0- 0	NON-CONFERENCE	2- 0	2- 1	6- 0				
6- 0	0- 0	0- 0	HOME	1- 0	1- 0	4- 0				
4- 1	0- 0	0- 0	AWAY	1- 0	1- 1	2- 0				
0- 0	0- 0	0- 0	NEUTRAL	0- 0	0- 0	0- 0				
5- 8	0- 0	0- 2	CONFERENCE	0- 2	2- 3	3- 1				
4- 2	0- 0	0- 1	HOME	0- 1	2- 0	2- 0				
1- 6	0- 0	0- 1	AWAY	0- 1	0- 3	1- 1				
0- 0	0- 0	0- 0	NEUTRAL	0- 0	0- 0	0- 0				

RPI S	Opponent	Score	RPI S	Opponent	Score	RPI S	Opponent	Score	RPI S	Opponent	Score
39	A James Madison	49 84	39	H James Madison	51 58	62	A Drexel	45 76	108	A Towson	83 88
						62	H Drexel	59 61	108	H Towson	77 68
						71	H Maine	63 55	113	A Dayton	84 79
						100	A Providence	65 59	119	H Fordham	58 54
									121	A UNCW	70 83
									140	A Marist	84 90
									143	A Delaware	63 77
									143	H Delaware	75 62
									157	H Boston U.	81 51
									171	H William & Mary	88 74
									212	H Elon	79 71
									218	A Florida	79 66
									229	H Massachusetts	53 52
									246	A Hofstra	61 78
									283	H Air Force	54 41
									290	A Fairfield	59 50
									293	A Col. of Charleston	87 56
									309	H New Hampshire	69 54
LAST 12 Division I GAMES:											
62	A Drexel	45 76	246	A Hofstra	61 78						
143	A Delaware	63 77	143	H Delaware	75 62						
108	H Towson	77 68	62	H Drexel	59 61						
39	H James Madison	51 58	39	A James Madison	49 84						
121	A UNCW	70 83	108	A Towson	83 88						
293	A Col. of Charleston	87 56	171	H William & Mary	88 74						

Non-Div I Games:

Northeastern

■ Loss,
 ■ Non-Conf, S Site,
 ■ Home
 ■ Away
 N Neutral

Average RPI Win:	227	WON-LOST	WINNING	LAST 10	STRENGTH OF	OPP. STRENGTH	TEAM	ADJ.	CONF.	ADJ CONF.
Average RPI Loss:	152	RECORD	PCT. RANK	GAMES	SCHEDULE	OF SCHEDULE	RPI	RPI	RPI	RPI
DIV. I ONLY	9- 16	251	0- 1	229	152	239	239	16	16	
DIV. I NON-CONF.	4- 5	190	0- 1	245	121	199	199	12	12	
TOTALS	RPI 1-25	RPI 26-50	W-L RECORDS	RPI 51-100	RPI 101-150	RPI 150+				
9- 16	0- 0	0- 0	OVERALL	2- 5	1- 4	6- 7				
4- 6	0- 0	0- 0	HOME	1- 3	0- 1	3- 2				
5- 9	0- 0	0- 0	AWAY	1- 2	1- 3	3- 4				
0- 1	0- 0	0- 0	NEUTRAL	0- 0	0- 0	0- 1				
4- 5	0- 0	0- 0	NON-CONFERENCE	1- 2	1- 0	2- 3				
2- 1	0- 0	0- 0	HOME	1- 1	0- 0	1- 0				
2- 3	0- 0	0- 0	AWAY	0- 1	1- 0	1- 2				
0- 1	0- 0	0- 0	NEUTRAL	0- 0	0- 0	0- 1				
5- 11	0- 0	0- 0	CONFERENCE	1- 3	0- 4	4- 4				
2- 5	0- 0	0- 0	HOME	0- 2	0- 1	2- 2				
3- 6	0- 0	0- 0	AWAY	1- 1	0- 3	2- 2				
0- 0	0- 0	0- 0	NEUTRAL	0- 0	0- 0	0- 0				

RPI 1-25				RPI 26-50				RPI 51-100				RPI 101+				Team's RPI: 239	
RPI	S	Opponent	Score	RPI	S	Opponent	Score	RPI	S	Opponent	Score	RPI	S	Opponent	Score		
								54	H	New Mexico	55	84	101	A	Loyola Marymount	63	62
								70	A	Arizona	47	71	115	A	Northern Colo.	53	63
								84	A	Idaho St.	81	77	129	A	Portland St.	55	72
								84	H	Idaho St.	69	80	129	H	Portland St.	59	74
								86	A	Idaho	72	90	147	A	Montana St.	70	80
								86	H	Idaho	69	86	156	A	Montana	62	78
								92	H	Fresno St.	86	73	162	A	Washington	59	81
													187	H	Eastern Wash.	62	64
													227	N	SMU	48	55
													236	A	Sacramento St.	61	65
													236	H	Sacramento St.	71	69
													259	H	California Baptist	91	88
													279	A	Colorado St.	54	65
													288	A	Southern Utah	78	69
													288	H	Southern Utah	76	82
													321	A	Weber St.	75	64
													321	H	Weber St.	74	64
													342	A	Seattle U	65	58
LAST 12 Division I GAMES:																	
				227	N	SMU	48	55	187	H	Eastern Wash.	62	64				
				86	A	Idaho	72	90	86	H	Idaho	69	86				
				236	H	Sacramento St.	71	69	288	A	Southern Utah	78	69				
				129	H	Portland St.	59	74	115	A	Northern Colo.	53	63				
				321	A	Weber St.	75	64	129	A	Portland St.	55	72				
				84	A	Idaho St.	81	77	236	A	Sacramento St.	61	65				

Non-Div I Games:

Northern Ariz.

■ Loss,
■ Non-Conf,
■ S Site,
■ H Home
■ A Away
N Neutral

Average RPI Win:	185	WON-LOST	WINNING	LAST 10	STRENGTH OF	OPP. STRENGTH	TEAM	ADJ.	CONF.	ADJ CONF.
Average RPI Loss:	163	RECORD	PCT. RANK	GAMES	SCHEDULE	OF SCHEDULE	RPI	RPI	RPI	RPI
DIV. I ONLY	16- 8	80	1- 0	209	119	115	115	16	16	
DIV. I NON-CONF.	5- 4	139	0- 0	272	41	147	147	12	12	
TOTALS	RPI 1-25	RPI 26-50	W-L RECORDS	RPI 51-100	RPI 101-150	RPI 150+				
16- 8	0- 0	0- 1	OVERALL	3- 1	2- 3	11- 3				
8- 3	0- 0	0- 0	HOME	2- 0	1- 1	5- 2				
8- 5	0- 0	0- 1	AWAY	1- 1	1- 2	6- 1				
0- 0	0- 0	0- 0	NEUTRAL	0- 0	0- 0	0- 0				
5- 4	0- 0	0- 1	NON-CONFERENCE	0- 1	0- 1	5- 1				
3- 0	0- 0	0- 0	HOME	0- 0	0- 0	3- 0				
2- 4	0- 0	0- 1	AWAY	0- 1	0- 1	2- 1				
0- 0	0- 0	0- 0	NEUTRAL	0- 0	0- 0	0- 0				
11- 4	0- 0	0- 0	CONFERENCE	3- 0	2- 2	6- 2				
5- 3	0- 0	0- 0	HOME	2- 0	1- 1	2- 2				
6- 1	0- 0	0- 0	AWAY	1- 0	1- 1	4- 0				
0- 0	0- 0	0- 0	NEUTRAL	0- 0	0- 0	0- 0				

RPI S	Opponent	Score	RPI S	Opponent	Score	RPI S	Opponent	Score	RPI S	Opponent	Score	Team's RPI: 115
26	A BYU	50 70	66	A LSU	57 62	129	A Portland St.	66 85				
			84	H Idaho St.	60 56	129	H Portland St.	79 63				
			86	A Idaho	86 72	144	A Colorado	69 77				
			86	H Idaho	77 72	147	A Montana St.	84 73				
						147	H Montana St.	66 79				
						156	A Montana	73 62				
						158	H Chattanooga	68 65				
						166	H Denver	74 66				
						187	A Eastern Wash.	67 62				
						187	H Eastern Wash.	72 76				
						227	H SMU	58 57				
						236	A Sacramento St.	71 61				
						236	H Sacramento St.	82 69				
						239	H Northern Ariz.	63 53				
						257	A San Francisco	68 63				
						279	A Colorado St.	53 47				
						283	A Air Force	57 69				
						288	A Southern Utah	71 44				
						321	H Weber St.	54 55				
LAST 12 Division I GAMES:												
86	H Idaho	77 72	288	A Southern Utah	71 44							
187	H Eastern Wash.	72 76	84	H Idaho St.	60 56							
236	A Sacramento St.	71 61	321	H Weber St.	54 55							
129	A Portland St.	66 85	147	H Montana St.	66 79							
147	A Montana St.	84 73	156	A Montana	73 62							
239	H Northern Ariz.	63 53	187	A Eastern Wash.	67 62							

Non-Div I Games:

Northern Colo.

■ Loss,
 ■ Non-Conf, S Site,
 ■ Home
 ■ Away
 N Neutral

Average RPI Win:	204	WON-LOST	WINNING	LAST 10	STRENGTH OF	OPP. STRENGTH	TEAM	ADJ.	CONF.	ADJ CONF.
Average RPI Loss:	64	RECORD	PCT. RANK	GAMES	SCHEDULE	OF SCHEDULE	RPI	RPI	RPI	RPI
DIV. I ONLY	16- 9	96	1- 0	130	95	97	97	7	7	
DIV. I NON-CONF.	8- 4	91	1- 0	271	115	130	130	8	8	
TOTALS	RPI 1-25	RPI 26-50	W-L RECORDS	RPI 51-100	RPI 101-150	RPI 150+				
16- 9	0- 2	1- 4	OVERALL	2- 1	1- 1	12- 1				
11- 2	0- 1	1- 1	HOME	2- 0	1- 0	7- 0				
3- 7	0- 1	0- 3	AWAY	0- 1	0- 1	3- 1				
2- 0	0- 0	0- 0	NEUTRAL	0- 0	0- 0	2- 0				
8- 4	0- 1	0- 1	NON-CONFERENCE	1- 0	1- 1	6- 1				
6- 0	0- 0	0- 0	HOME	1- 0	1- 0	4- 0				
0- 4	0- 1	0- 1	AWAY	0- 0	0- 1	0- 1				
2- 0	0- 0	0- 0	NEUTRAL	0- 0	0- 0	2- 0				
8- 5	0- 1	1- 3	CONFERENCE	1- 1	0- 0	6- 0				
5- 2	0- 1	1- 1	HOME	1- 0	0- 0	3- 0				
3- 3	0- 0	0- 2	AWAY	0- 1	0- 0	3- 0				
0- 0	0- 0	0- 0	NEUTRAL	0- 0	0- 0	0- 0				

RPI 1-25				RPI 26-50				RPI 51-100 Team's RPI: 97				RPI 101+			
RPI	S	Opponent	Score	RPI	S	Opponent	Score	RPI	S	Opponent	Score	RPI	S	Opponent	Score
9	A	Iowa St.	60 70	37	H	Ohio	53 69	79	A	Kent St.	78 87	109	H	Yale	89 80
24	H	Central Mich.	66 89	40	A	Buffalo	64 93	80	H	UNI	70 59	146	A	Southern Ill.	73 82
				43	A	Miami (OH)	45 70	81	H	Toledo	54 52	156	A	Montana	70 86
				43	H	Miami (OH)	82 71					160	H	Akron	70 59
				46	A	Indiana	73 91					188	A	Eastern Mich.	68 65
LAST 12 Division I GAMES:															
237	N	Nevada	98 69	221	H	Bowling Green	88 47					207	A	Ball St.	93 83
80	H	UNI	70 59	188	A	Eastern Mich.	68 65					219	N	Western Ill.	86 61
9	A	Iowa St.	60 70	267	H	Western Mich.	77 64					221	A	Bowling Green	66 52
81	H	Toledo	54 52	40	A	Buffalo	64 93					221	H	Bowling Green	88 47
43	A	Miami (OH)	45 70	37	H	Ohio	53 69					237	N	Nevada	98 69
207	A	Ball St.	93 83	160	H	Akron	70 59					267	H	Western Mich.	77 64

Non-Div I Games:

Northern Ill.

■ Loss,
■ Non-Conf, S Site,
■ Home
■ Away
N Neutral

Average RPI Win:	250	WON-LOST	WINNING	LAST 10	STRENGTH OF	OPP. STRENGTH	TEAM	ADJ.	CONF.	ADJ CONF.
Average RPI Loss:	130	RECORD	PCT. RANK	GAMES	SCHEDULE	OF SCHEDULE	RPI	RPI	RPI	RPI
DIV. I ONLY	7- 17	279	1- 0	113	215	251	251	20	20	
DIV. I NON-CONF.	0- 9	336	0- 0	49	157	287	287	18	18	
TOTALS	RPI 1-25	RPI 26-50	W-L RECORDS	RPI 51-100	RPI 101-150	RPI 150+				
7- 17	0- 1	0- 0	OVERALL	0- 7	2- 3	5- 6				
6- 4	0- 0	0- 0	HOME	0- 3	2- 0	4- 1				
1- 10	0- 1	0- 0	AWAY	0- 4	0- 2	1- 3				
0- 3	0- 0	0- 0	NEUTRAL	0- 0	0- 1	0- 2				
0- 9	0- 1	0- 0	NON-CONFERENCE	0- 3	0- 1	0- 4				
0- 2	0- 0	0- 0	HOME	0- 1	0- 0	0- 1				
0- 4	0- 1	0- 0	AWAY	0- 2	0- 0	0- 1				
0- 3	0- 0	0- 0	NEUTRAL	0- 0	0- 1	0- 2				
7- 8	0- 0	0- 0	CONFERENCE	0- 4	2- 2	5- 2				
6- 2	0- 0	0- 0	HOME	0- 2	2- 0	4- 0				
1- 6	0- 0	0- 0	AWAY	0- 2	0- 2	1- 2				
0- 0	0- 0	0- 0	NEUTRAL	0- 0	0- 0	0- 0				

RPI 1-25				RPI 26-50				RPI 51-100				RPI 101+ Team's RPI: 251			
RPI	S	Opponent	Score	RPI	S	Opponent	Score	RPI	S	Opponent	Score	RPI	S	Opponent	Score
3	A	Louisville	59 92					63	H	Belmont	53 71	110	N	Pepperdine	46 51
								68	A	Green Bay	42 70	122	A	Youngstown St.	66 77
								68	H	Green Bay	61 81	122	H	Youngstown St.	65 62
								74	A	Wright St.	56 78	125	A	IUPUI	48 70
								74	H	Wright St.	55 61	125	H	IUPUI	60 57
								79	A	Kent St.	61 62	155	H	Illinois St.	53 58
								100	A	Providence	43 48	160	N	Akron	60 77
												190	A	Milwaukee	38 59
												190	H	Milwaukee	55 54
												252	A	Austin Peay	48 52
												278	A	Cleveland St.	47 76
												291	N	La Salle	56 74
												304	H	Oakland	72 50
												334	H	Detroit Mercy	68 56
												339	A	UIC	67 49
												339	H	UIC	78 44
LAST 12 Division I GAMES:															
122	H	Youngstown St.	65 62	304	H	Oakland	72 50								
74	A	Wright St.	56 78	334	H	Detroit Mercy	68 56								
190	A	Milwaukee	38 59	122	A	Youngstown St.	66 77								
68	A	Green Bay	42 70	278	A	Cleveland St.	47 76								
339	H	UIC	78 44	74	H	Wright St.	55 61								
125	H	IUPUI	60 57	68	H	Green Bay	61 81								

Non-Div I Games: Alderson Broadus 73 32

Northern Ky.

■ Loss,
 ■ Non-Conf,
 ■ S Site,
 ■ H Home
 ■ A Away
 N Neutral

Northwestern

Through Games Of Feb. 22, 2019

Average RPI Win:	160	WON-LOST	WINNING	LAST 10	STRENGTH OF	OPP. STRENGTH	TEAM	ADJ.	CONF.	ADJ CONF.
Average RPI Loss:	68	RECORD	PCT. RANK	GAMES	SCHEDULE	OF SCHEDULE	RPI	RPI	RPI	RPI
DIV. I ONLY	15- 12	144	0- 1	108	40	118	118	4	4	
DIV. I NON-CONF.	7- 4	108	0- 1	255	35	159	159	6	6	
TOTALS	RPI 1-25	RPI 26-50	W-L RECORDS	RPI 51-100	RPI 101-150	RPI 150+				
15- 12	0- 3	2- 2	OVERALL	4- 3	2- 4	7- 0				
9- 5	0- 1	1- 0	HOME	2- 2	2- 2	4- 0				
5- 6	0- 2	1- 2	AWAY	2- 1	0- 1	2- 0				
1- 1	0- 0	0- 0	NEUTRAL	0- 0	0- 1	1- 0				
7- 4	0- 1	0- 1	NON-CONFERENCE	2- 0	1- 2	4- 0				
4- 2	0- 1	0- 0	HOME	1- 0	1- 1	2- 0				
2- 1	0- 0	0- 1	AWAY	1- 0	0- 0	1- 0				
1- 1	0- 0	0- 0	NEUTRAL	0- 0	0- 1	1- 0				
8- 8	0- 2	2- 1	CONFERENCE	2- 3	1- 2	3- 0				
5- 3	0- 0	1- 0	HOME	1- 2	1- 1	2- 0				
3- 5	0- 2	1- 1	AWAY	1- 1	0- 1	1- 0				
0- 0	0- 0	0- 0	NEUTRAL	0- 0	0- 0	0- 0				

RPI 1-25				RPI 26-50				RPI 51-100				RPI 101+ Team's RPI: 118			
RPI	S	Opponent	Score	RPI	S	Opponent	Score	RPI	S	Opponent	Score	RPI	S	Opponent	Score
11	H	Marquette	57 76	30	A	DePaul	60 76	68	A	Green Bay	57 55	102	A	Minnesota	64 73
14	A	Maryland	57 72	44	A	Michigan	78 79	73	A	Purdue	58 61	102	H	Minnesota	54 61
25	A	Rutgers	41 45	46	A	Indiana	75 69	73	H	Purdue	54 57	124	H	Pittsburgh	49 52
				48	H	Michigan St.	70 62	78	H	Ohio St.	76 59	128	H	Penn St.	78 63
								82	A	Nebraska	58 54	132	N	Kansas	57 66
								82	H	Nebraska	64 71	136	H	UT Martin	90 64
								90	H	Duke	84 58	184	H	Wisconsin	72 46
												196	A	Illinois	64 56
												196	H	Illinois	68 45
												218	A	Florida	83 74
												247	N	Wichita St.	65 43
												339	H	UIC	87 44
												349	H	Chicago St.	97 35
LAST 12 Division I GAMES:															
132	N	Kansas	57 66	78	H	Ohio St.	76 59								
82	H	Nebraska	64 71	102	H	Minnesota	54 61								
73	A	Purdue	58 61	196	A	Illinois	64 56								
128	H	Penn St.	78 63	82	A	Nebraska	58 54								
102	A	Minnesota	64 73	184	H	Wisconsin	72 46								
14	A	Maryland	57 72	46	A	Indiana	75 69								

Non-Div I Games:

Northwestern

■ Loss,
■ Non-Conf,
■ S Site,
■ H Home
■ A Away
N Neutral

Average RPI Win:	325	WON-LOST	WINNING	LAST 10	STRENGTH OF	OPP. STRENGTH	TEAM	ADJ.	CONF.	ADJ CONF.
Average RPI Loss:	173	RECORD	PCT. RANK	GAMES	SCHEDULE	OF SCHEDULE	RPI	RPI	RPI	RPI
DIV. I ONLY	5- 16	304	0- 0	290	276	324	324	25	25	
DIV. I NON-CONF.	1- 6	318	0- 0	303	127	341	341	23	23	
TOTALS	RPI 1-25	RPI 26-50	W-L RECORDS	RPI 51-100	RPI 101-150	RPI 150+				
5- 16	0- 0	0- 1	OVERALL	0- 4	0- 1	5- 10				
4- 5	0- 0	0- 0	HOME	0- 2	0- 0	4- 3				
1- 11	0- 0	0- 1	AWAY	0- 2	0- 1	1- 7				
0- 0	0- 0	0- 0	NEUTRAL	0- 0	0- 0	0- 0				
1- 6	0- 0	0- 1	NON-CONFERENCE	0- 1	0- 1	1- 3				
1- 1	0- 0	0- 0	HOME	0- 0	0- 0	1- 1				
0- 5	0- 0	0- 1	AWAY	0- 1	0- 1	0- 2				
0- 0	0- 0	0- 0	NEUTRAL	0- 0	0- 0	0- 0				
4- 10	0- 0	0- 0	CONFERENCE	0- 3	0- 0	4- 7				
3- 4	0- 0	0- 0	HOME	0- 2	0- 0	3- 2				
1- 6	0- 0	0- 0	AWAY	0- 1	0- 0	1- 5				
0- 0	0- 0	0- 0	NEUTRAL	0- 0	0- 0	0- 0				

RPI 1-25				RPI 26-50				RPI 51-100				RPI 101+				Team's RPI: 324	
RPI	S	Opponent	Score	RPI	S	Opponent	Score	RPI	S	Opponent	Score	RPI	S	Opponent	Score		
				29	A	Texas	66 104	67	H	Lamar University	70 94	134	A	Alabama	73 87		
								76	A	SFA	56 84	151	A	Oklahoma	56 93		
								76	H	SFA	67 87	164	H	Abilene Christian	63 72		
								89	A	Arkansas	53 98	173	A	Nicholls St.	86 97		
												179	A	Sam Houston St.	55 66		
												183	A	Southern Miss.	54 69		
												250	A	A&M-Corpus Christi	55 79		
												282	A	Central Ark.	52 74		
												296	A	New Orleans	73 84		
												296	H	New Orleans	62 67		
												307	H	Southeastern La.	58 47		
												314	A	McNeese	89 73		
												314	H	McNeese	82 63		
												317	H	La.-Monroe	55 63		
												341	H	Houston Baptist	63 46		
												351	H	Alcorn	78 65		
LAST 12 Division I GAMES:																	
				341	H	Houston Baptist	63 46					296	H	New Orleans	62 67		
				76	H	SFA	67 87					307	H	Southeastern La.	58 47		
				67	H	Lamar University	70 94					179	A	Sam Houston St.	55 66		
				314	A	McNeese	89 73					164	H	Abilene Christian	63 72		
				296	A	New Orleans	73 84					76	A	SFA	56 84		
				282	A	Central Ark.	52 74					250	A	A&M-Corpus Christi	55 79		

Non-Div I Games: Loyola (LA) 71 66 Central Baptist 82 56 LeTourneau 100 40 Centenary (LA) 94 51 Northwestern St.

Notre Dame

Through Games Of Feb. 22, 2019

Average RPI Win:	68	WON-LOST	WINNING	LAST 10	STRENGTH OF	OPP. STRENGTH	TEAM	ADJ.	CONF.	ADJ CONF.
Average RPI Loss:	17	RECORD	PCT. RANK	GAMES	SCHEDULE	OF SCHEDULE	RPI	RPI	RPI	RPI
DIV. I ONLY	25- 3	5	1- 0	1	2	1	1	1	1	1
DIV. I NON-CONF.	13- 1	9	1- 0	1	6	1	1	1	1	1
TOTALS	RPI 1-25	RPI 26-50	W-L RECORDS	RPI 51-100	RPI 101-150	RPI 150+				
25- 3	8- 2	5- 1	OVERALL	5- 0	6- 0	1- 0				
13- 1	3- 1	1- 0	HOME	3- 0	5- 0	1- 0				
9- 2	2- 1	4- 1	AWAY	2- 0	1- 0	0- 0				
3- 0	3- 0	0- 0	NEUTRAL	0- 0	0- 0	0- 0				
13- 1	5- 1	2- 0	NON-CONFERENCE	3- 0	2- 0	1- 0				
6- 1	1- 1	0- 0	HOME	2- 0	2- 0	1- 0				
4- 0	1- 0	2- 0	AWAY	1- 0	0- 0	0- 0				
3- 0	3- 0	0- 0	NEUTRAL	0- 0	0- 0	0- 0				
12- 2	3- 1	3- 1	CONFERENCE	2- 0	4- 0	0- 0				
7- 0	2- 0	1- 0	HOME	1- 0	3- 0	0- 0				
5- 2	1- 1	2- 1	AWAY	1- 0	1- 0	0- 0				
0- 0	0- 0	0- 0	NEUTRAL	0- 0	0- 0	0- 0				

RPI S	Opponent	Score	RPI S	Opponent	Score	RPI S	Opponent	Score	RPI S	Opponent	Score
3	H Louisville	82 68	28	A North Carolina	73 78	59	A Virginia Tech	80 51	115	H Wake Forest	78 48
5	H UConn	71 89	30	A DePaul	101 77	65	H Penn	75 55	120	A Boston College	97 47
8	H Iowa	105 71	33	A Georgia Tech	76 55	81	A Toledo	72 56	120	H Boston College	92 63
10	A NC State	95 72	33	H Georgia Tech	90 50	90	H Duke	89 61	124	H Pittsburgh	100 44
11	A Marquette	87 63	41	A Tennessee	77 62	91	H Harvard	103 58	127	H Western Ky.	94 53
13	N Gonzaga	81 65	49	A Clemson	101 63				139	H Lehigh	95 68
18	A Miami (FL)	65 72							262	H Binghamton	103 53
21	H Florida St.	97 70									
22	N Oregon St.	91 81									
23	N Drake	82 64									
LAST 12 Division I GAMES:											
22	N Oregon St.	91 81	18	A Miami (FL)	65 72						
23	N Drake	82 64	33	H Georgia Tech	90 50						
90	H Duke	89 61	49	A Clemson	101 63						
10	A NC State	95 72	28	A North Carolina	73 78						
120	A Boston College	97 47	41	A Tennessee	77 62						
21	H Florida St.	97 70	120	H Boston College	92 63						

Non-Div I Games:

Notre Dame

Loss, Non-Conf, S Site, H Home A Away N Neutral

Average RPI Win:	324	WON-LOST	WINNING	LAST 10	STRENGTH OF	OPP. STRENGTH	TEAM	ADJ.	CONF.	ADJ CONF.
Average RPI Loss:	137	RECORD	PCT. RANK	GAMES	SCHEDULE	OF SCHEDULE	RPI	RPI	RPI	RPI
DIV. I ONLY	4- 20	324	0- 1	174	197	304	304	20	20	
DIV. I NON-CONF.	1- 8	322	0- 0	35	95	248	248	18	18	
TOTALS	RPI 1-25	RPI 26-50	W-L RECORDS	RPI 51-100	RPI 101-150	RPI 150+				
4- 20	0- 1	0- 3	OVERALL	0- 4	0- 5	4- 7				
3- 8	0- 0	0- 3	HOME	0- 1	0- 2	3- 2				
1- 11	0- 1	0- 0	AWAY	0- 3	0- 3	1- 4				
0- 1	0- 0	0- 0	NEUTRAL	0- 0	0- 0	0- 1				
1- 8	0- 1	0- 3	NON-CONFERENCE	0- 1	0- 1	1- 2				
1- 3	0- 0	0- 3	HOME	0- 0	0- 0	1- 0				
0- 4	0- 1	0- 0	AWAY	0- 1	0- 1	0- 1				
0- 1	0- 0	0- 0	NEUTRAL	0- 0	0- 0	0- 1				
3- 12	0- 0	0- 0	CONFERENCE	0- 3	0- 4	3- 5				
2- 5	0- 0	0- 0	HOME	0- 1	0- 2	2- 2				
1- 7	0- 0	0- 0	AWAY	0- 2	0- 2	1- 3				
0- 0	0- 0	0- 0	NEUTRAL	0- 0	0- 0	0- 0				

RPI 1-25				RPI 26-50				RPI 51-100				RPI 101+				Team's RPI: 304	
RPI	S	Opponent	Score	RPI	S	Opponent	Score	RPI	S	Opponent	Score	RPI	S	Opponent	Score		
24	A	Central Mich.	61 104	44	H	Michigan	59 85	68	A	Green Bay	32 72	122	A	Youngstown St.	61 76		
				46	H	Indiana	32 59	68	H	Green Bay	53 77	122	H	Youngstown St.	55 69		
				48	H	Michigan St.	58 102	74	A	Wright St.	58 69	125	A	IUPUI	53 82		
								79	A	Kent St.	65 75	125	H	IUPUI	70 76		
												149	A	Bradley	64 73		
												155	A	Illinois St.	56 62		
												160	N	Akron	65 85		
												190	H	Milwaukee	52 79		
												251	A	Northern Ky.	50 72		
												278	A	Cleveland St.	90 98		
												278	H	Cleveland St.	62 64		
												287	H	Canisius	71 60		
												334	A	Detroit Mercy	76 65		
												334	H	Detroit Mercy	74 67		
												339	A	UIC	65 69		
												339	H	UIC	74 57		
LAST 12 Division I GAMES:																	
				68	A	Green Bay	32 72	251	A	Northern Ky.	50 72						
				339	H	UIC	74 57	74	A	Wright St.	58 69						
				125	H	IUPUI	70 76	68	H	Green Bay	53 77						
				334	A	Detroit Mercy	76 65	190	H	Milwaukee	52 79						
				278	A	Cleveland St.	90 98	125	A	IUPUI	53 82						
				122	A	Youngstown St.	61 76	339	A	UIC	65 69						

Non-Div I Games: Grace Bible (MI) 94 48 Rochester College 64 46

Oakland

Average RPI Win:	174	WON-LOST	WINNING	LAST 10	STRENGTH OF	OPP. STRENGTH	TEAM	ADJ.	CONF.	ADJ CONF.
Average RPI Loss:	49	RECORD	PCT. RANK	GAMES	SCHEDULE	OF SCHEDULE	RPI	RPI	RPI	RPI
DIV. I ONLY	21- 3	12	1- 0	153	92	37	37	7	7	
DIV. I NON-CONF.	11- 0	1	0- 0	281	143	42	42	8	8	
TOTALS	RPI 1-25	RPI 26-50	W-L RECORDS	RPI 51-100	RPI 101-150	RPI 150+				
21- 3	1- 1	1- 1	OVERALL	5- 1	2- 0	12- 0				
11- 2	0- 1	0- 1	HOME	2- 0	1- 0	8- 0				
8- 1	1- 0	1- 0	AWAY	2- 1	1- 0	3- 0				
2- 0	0- 0	0- 0	NEUTRAL	1- 0	0- 0	1- 0				
11- 0	0- 0	0- 0	NON-CONFERENCE	3- 0	2- 0	6- 0				
6- 0	0- 0	0- 0	HOME	1- 0	1- 0	4- 0				
3- 0	0- 0	0- 0	AWAY	1- 0	1- 0	1- 0				
2- 0	0- 0	0- 0	NEUTRAL	1- 0	0- 0	1- 0				
10- 3	1- 1	1- 1	CONFERENCE	2- 1	0- 0	6- 0				
5- 2	0- 1	0- 1	HOME	1- 0	0- 0	4- 0				
5- 1	1- 0	1- 0	AWAY	1- 1	0- 0	2- 0				
0- 0	0- 0	0- 0	NEUTRAL	0- 0	0- 0	0- 0				

RPI S	Opponent	Score	RPI S	Opponent	Score	Team's RPI: 37	RPI S	Opponent	Score	RPI S	Opponent	Score
24	A Central Mich.	78 75	40	A Buffalo	74 71		67	N Lamar University	87 62	121	H UNCW	95 72
24	H Central Mich.	70 88	43	H Miami (OH)	61 67		73	H Purdue	80 73	125	A IUPUI	73 66
							79	H Kent St.	83 81	160	H Akron	92 70
							81	A Toledo	50 76	188	H Eastern Mich.	85 44
							85	A American	77 67	207	A Ball St.	90 75
							97	A Northern Ill.	69 53	207	H Ball St.	94 62
										221	A Bowling Green	82 79
										230	N St. Bonaventure	70 53
										262	H Binghamton	86 49
										265	A Richmond	109 58
										267	H Western Mich.	70 56
										278	H Cleveland St.	72 54
										325	H Eastern Ky.	100 60
										330	H Coppin St.	87 62
LAST 12 Division I GAMES:												
267	H Western Mich.	70 56	221	A Bowling Green	82 79							
81	A Toledo	50 76	97	A Northern Ill.	69 53							
24	A Central Mich.	78 75	188	H Eastern Mich.	85 44							
160	H Akron	92 70	79	H Kent St.	83 81							
207	H Ball St.	94 62	207	A Ball St.	90 75							
43	H Miami (OH)	61 67	24	H Central Mich.	70 88							

Non-Div I Games:

Ohio

■ Loss,
■ Non-Conf, S Site,
■ Home
■ Away
N Neutral

Average RPI Win: 121		WON-LOST	WINNING	LAST 10	STRENGTH OF	OPP. STRENGTH	TEAM	ADJ.	CONF.	ADJ CONF.
Average RPI Loss: 63		RECORD	PCT. RANK	GAMES	SCHEDULE	OF SCHEDULE	RPI	RPI	RPI	RPI
DIV. I ONLY		13- 12	159	1- 0	31	21	78	78	4	4
DIV. I NON-CONF.		4- 5	190	0- 0	118	8	187	187	6	6
TOTALS		RPI 1-25	RPI 26-50		W-L RECORDS		RPI 51-100	RPI 101-150	RPI 150+	
13- 12	1- 4	4- 2		OVERALL		1- 3	3- 2	4- 1		
9- 4	0- 2	3- 0		HOME		1- 1	1- 1	4- 0		
4- 6	1- 2	1- 1		AWAY		0- 1	2- 1	0- 1		
0- 2	0- 0	0- 1		NEUTRAL		0- 1	0- 0	0- 0		
4- 5	0- 1	1- 1		NON-CONFERENCE		1- 1	0- 1	2- 1		
4- 1	0- 0	1- 0		HOME		1- 0	0- 1	2- 0		
0- 2	0- 1	0- 0		AWAY		0- 0	0- 0	0- 1		
0- 2	0- 0	0- 1		NEUTRAL		0- 1	0- 0	0- 0		
9- 7	1- 3	3- 1		CONFERENCE		0- 2	3- 1	2- 0		
5- 3	0- 2	2- 0		HOME		0- 1	1- 0	2- 0		
4- 4	1- 1	1- 1		AWAY		0- 1	2- 1	0- 0		
0- 0	0- 0	0- 0		NEUTRAL		0- 0	0- 0	0- 0		

RPI	S	Opponent	Score	RPI	S	Opponent	Score	RPI	S	Opponent	Score	RPI	S	Opponent	Score
5	A	UConn	53 85	28	H	North Carolina	76 69	59	N	Virginia Tech	73 81	102	A	Minnesota	65 55
8	H	Iowa	52 78	44	A	Michigan	58 62	73	A	Purdue	42 60	118	A	Northwestern	59 76
14	A	Maryland	69 75	46	H	Indiana	55 50	82	H	Nebraska	69 78	128	A	Penn St.	76 71
14	H	Maryland	57 70	48	A	Michigan St.	77 70	88	H	Cincinnati	69 56	128	H	Penn St.	78 73
25	A	Rutgers	59 39	48	H	Michigan St.	65 55					130	H	South Fla.	47 71
				50	N	Butler	53 66					162	A	Washington	59 69
LAST 12 Division I GAMES:															
48	A	Michigan St.	77 70	196	H	Illinois	78 70					184	H	Wisconsin	70 68
184	H	Wisconsin	70 68	102	A	Minnesota	65 55					196	H	Illinois	78 70
25	A	Rutgers	59 39	14	H	Maryland	57 70					218	H	Florida	46 41
8	H	Iowa	52 78	44	A	Michigan	58 62					334	H	Detroit Mercy	55 41
128	H	Penn St.	78 73	128	A	Penn St.	76 71								
118	A	Northwestern	59 76	48	H	Michigan St.	65 55								

Non-Div I Games:

Ohio St.

■ Loss,
■ Non-Conf,
■ S Site,
■ H Home
■ A Away
N Neutral

Average RPI Win:	205	WON-LOST	WINNING	LAST 10	STRENGTH OF	OPP. STRENGTH	TEAM	ADJ.	CONF.	ADJ CONF.
Average RPI Loss:	49	RECORD	PCT. RANK	GAMES	SCHEDULE	OF SCHEDULE	RPI	RPI	RPI	RPI
DIV. I ONLY	6- 19	300	0- 1	3	25	151	151	3	3	
DIV. I NON-CONF.	4- 7	228	0- 1	36	88	153	153	3	3	
TOTALS	RPI 1-25	RPI 26-50	W-L RECORDS	RPI 51-100	RPI 101-150	RPI 150+				
6- 19	0- 5	0- 7	OVERALL	0- 3	3- 4	3- 0				
5- 7	0- 3	0- 3	HOME	0- 1	3- 0	2- 0				
1- 10	0- 2	0- 3	AWAY	0- 2	0- 3	1- 0				
0- 2	0- 0	0- 1	NEUTRAL	0- 0	0- 1	0- 0				
4- 7	0- 1	0- 2	NON-CONFERENCE	0- 2	1- 2	3- 0				
3- 2	0- 1	0- 1	HOME	0- 0	1- 0	2- 0				
1- 3	0- 0	0- 0	AWAY	0- 2	0- 1	1- 0				
0- 2	0- 0	0- 1	NEUTRAL	0- 0	0- 1	0- 0				
2- 12	0- 4	0- 5	CONFERENCE	0- 1	2- 2	0- 0				
2- 5	0- 2	0- 2	HOME	0- 1	2- 0	0- 0				
0- 7	0- 2	0- 3	AWAY	0- 0	0- 2	0- 0				
0- 0	0- 0	0- 0	NEUTRAL	0- 0	0- 0	0- 0				

RPI 1-25				RPI 26-50				RPI 51-100				RPI 101+ Team's RPI: 151			
RPI	S	Opponent	Score	RPI	S	Opponent	Score	RPI	S	Opponent	Score	RPI	S	Opponent	Score
2	A	Baylor	53 87	29	A	Texas	63 73	51	H	West Virginia	55 66	114	N	UAB	84 89
2	H	Baylor	53 74	29	H	Texas	67 76	53	A	Auburn	79 95	117	A	Oklahoma St.	74 84
5	H	UConn	63 72	30	H	DePaul	76 87	54	A	New Mexico	80 84	127	H	Western Ky.	90 83
9	A	Iowa St.	78 104	34	A	TCU	71 86					130	A	South Fla.	70 87
9	H	Iowa St.	70 91	42	A	Kansas St.	56 86					132	A	Kansas	79 88
				42	H	Kansas St.	75 83					132	H	Kansas	78 67
				49	N	Clemson	62 74					135	H	Texas Tech	66 61
LAST 12 Division I GAMES:															
49	N	Clemson	62 74	29	H	Texas	67 76					227	A	SMU	77 61
9	H	Iowa St.	70 91	132	A	Kansas	79 88					282	H	Central Ark.	65 52
2	A	Baylor	53 87	2	H	Baylor	53 74					324	H	Northwestern St.	93 56
132	H	Kansas	78 67	34	A	TCU	71 86								
42	H	Kansas St.	75 83	9	A	Iowa St.	78 104								
117	A	Oklahoma St.	74 84	51	H	West Virginia	55 66								

Non-Div I Games:

Oklahoma

■ Loss,
■ Non-Conf,
■ S Site,
■ H Home
■ A Away
N Neutral

Average RPI Win:	185	WON-LOST	WINNING	LAST 10	STRENGTH OF	OPP. STRENGTH	TEAM	ADJ.	CONF.	ADJ CONF.
Average RPI Loss:	39	RECORD	PCT. RANK	GAMES	SCHEDULE	OF SCHEDULE	RPI	RPI	RPI	RPI
DIV. I ONLY	13- 12	159	0- 1	50	50	117	117	3	3	
DIV. I NON-CONF.	9- 2	43	0- 0	248	184	99	99	3	3	
TOTALS	RPI 1-25	RPI 26-50	W-L RECORDS	RPI 51-100	RPI 101-150	RPI 150+				
13- 12	0- 3	1- 6	OVERALL	0- 2	2- 1	10- 0				
11- 5	0- 2	1- 2	HOME	0- 1	1- 0	9- 0				
2- 7	0- 1	0- 4	AWAY	0- 1	1- 1	1- 0				
0- 0	0- 0	0- 0	NEUTRAL	0- 0	0- 0	0- 0				
9- 2	0- 0	0- 2	NON-CONFERENCE	0- 0	0- 0	9- 0				
8- 1	0- 0	0- 1	HOME	0- 0	0- 0	8- 0				
1- 1	0- 0	0- 1	AWAY	0- 0	0- 0	1- 0				
0- 0	0- 0	0- 0	NEUTRAL	0- 0	0- 0	0- 0				
4- 10	0- 3	1- 4	CONFERENCE	0- 2	2- 1	1- 0				
3- 4	0- 2	1- 1	HOME	0- 1	1- 0	1- 0				
1- 6	0- 1	0- 3	AWAY	0- 1	1- 1	0- 0				
0- 0	0- 0	0- 0	NEUTRAL	0- 0	0- 0	0- 0				

RPI 1-25			RPI 26-50			RPI 51-100			RPI 101+			Team's RPI: 117
RPI	S	Opponent	Score	RPI	S	Opponent	Score	RPI	S	Opponent	Score	Score
2	H	Baylor	58 66	29	A	Texas	51 60	51	A	West Virginia	58 67	132 A Kansas 72 62
9	A	Iowa St.	67 89	29	H	Texas	55 61	51	H	West Virginia	54 77	135 A Texas Tech 78 90
9	H	Iowa St.	71 84	31	A	UCLA	59 71					135 H Texas Tech 65 57
				34	A	TCU	55 69					151 H Oklahoma 84 74
				34	H	TCU	75 71					163 H UC Riverside 76 51
				41	H	Tennessee	63 76					172 H Texas St. 66 55
				42	A	Kansas St.	48 59					174 H Oral Roberts 89 69
												181 H Arkansas St. 62 60
												196 H Prairie View 70 50
												198 H Grambling 86 40
												247 A Wichita St. 60 47
												284 H Samford 82 62
												341 H Houston Baptist 77 44
LAST 12 Division I GAMES:												
51	H	West Virginia	54 77	2	H	Baylor	58 66					
9	A	Iowa St.	67 89	9	H	Iowa St.	71 84					
29	H	Texas	55 61	42	A	Kansas St.	48 59					
135	A	Texas Tech	78 90	132	A	Kansas	72 62					
151	H	Oklahoma	84 74	135	H	Texas Tech	65 57					
34	A	TCU	55 69	51	A	West Virginia	58 67					

Non-Div I Games:

Oklahoma St.

■ Loss,
 ■ Non-Conf,
 S Site,
 ■ Home
 ■ Away
 N Neutral

Average RPI Win:	205	WON-LOST	WINNING	LAST 10	STRENGTH OF	OPP. STRENGTH	TEAM	ADJ.	CONF.	ADJ CONF.
Average RPI Loss:	97	RECORD	PCT. RANK	GAMES	SCHEDULE	OF SCHEDULE	RPI	RPI	RPI	RPI
DIV. I ONLY	17- 8	76	0- 1	102	174	75	75	14	14	
DIV. I NON-CONF.	9- 3	61	0- 1	54	214	40	40	17	17	
TOTALS	RPI 1-25	RPI 26-50	W-L RECORDS	RPI 51-100	RPI 101-150	RPI 150+				
17- 8	0- 1	0- 1	OVERALL	3- 1	2- 4	12- 1				
9- 2	0- 0	0- 0	HOME	2- 0	0- 2	7- 0				
6- 5	0- 1	0- 1	AWAY	1- 0	1- 2	4- 1				
2- 1	0- 0	0- 0	NEUTRAL	0- 1	1- 0	1- 0				
9- 3	0- 1	0- 0	NON-CONFERENCE	2- 1	2- 1	5- 0				
4- 1	0- 0	0- 0	HOME	1- 0	0- 1	3- 0				
3- 1	0- 1	0- 0	AWAY	1- 0	1- 0	1- 0				
2- 1	0- 0	0- 0	NEUTRAL	0- 1	1- 0	1- 0				
8- 5	0- 0	0- 1	CONFERENCE	1- 0	0- 3	7- 1				
5- 1	0- 0	0- 0	HOME	1- 0	0- 1	4- 0				
3- 4	0- 0	0- 1	AWAY	0- 0	0- 2	3- 1				
0- 0	0- 0	0- 0	NEUTRAL	0- 0	0- 0	0- 0				

RPI S	Opponent	Score	RPI S	Opponent	Score	RPI S	Opponent	Score	RPI S	Opponent	Score
10	A NC State	56 85	35	A Rice	42 48	57	N Saint Mary's (CA)	65 83	105	H Virginia	67 73
						64	H Middle Tenn.	70 65	114	H UAB	61 69
						88	A Cincinnati	76 72	127	A Western Ky.	60 75
						98	H VCU	60 57	133	A Charlotte	59 69
									138	N Tennessee Tech	80 73
									150	A Tulane	56 48
									167	A Louisiana Tech	70 59
									171	H William & Mary	83 69
									177	A North Texas	72 71
									183	A Southern Miss.	53 50
									194	A Marshall	48 57
									224	A Campbell	83 59
									228	N Jacksonville	78 76
									275	H Norfolk St.	69 53
									277	H UTEP	78 59
									297	H Fla. Atlantic	87 53
									300	H UTSA	72 47
									312	H FIU	95 68
									330	H Coppin St.	81 51
LAST 12 Division I GAMES:											
57	N	Saint Mary's (CA)	65	83	300	H	UTSA	72	47		
133	A	Charlotte	59	69	277	H	UTEP	78	59		
64	H	Middle Tenn.	70	65	183	A	Southern Miss.	53	50		
114	H	UAB	61	69	167	A	Louisiana Tech	70	59		
35	A	Rice	42	48	312	H	FIU	95	68		
177	A	North Texas	72	71	297	H	Fla. Atlantic	87	53		

Non-Div I Games:

Old Dominion

■ Loss,
 ■ Non-Conf, S Site,
 ■ Home
 ■ Away
 N Neutral

Average RPI Win:	223	WON-LOST	WINNING	LAST 10	STRENGTH OF	OPP. STRENGTH	TEAM	ADJ.	CONF.	ADJ CONF.
Average RPI Loss:	77	RECORD	PCT. RANK	GAMES	SCHEDULE	OF SCHEDULE	RPI	RPI	RPI	RPI
DIV. I ONLY	9- 18	265	0- 1	61	79	200	200	5	5	
DIV. I NON-CONF.	6- 8	199	0- 0	147	218	253	253	5	5	
TOTALS	RPI 1-25	RPI 26-50	W-L RECORDS	RPI 51-100	RPI 101-150	RPI 150+				
9- 18	1- 5	0- 2	OVERALL	0- 5	0- 3	8- 3				
8- 9	0- 2	0- 1	HOME	0- 3	0- 2	8- 1				
1- 6	1- 2	0- 1	AWAY	0- 0	0- 1	0- 2				
0- 3	0- 1	0- 0	NEUTRAL	0- 2	0- 0	0- 0				
6- 8	0- 1	0- 1	NON-CONFERENCE	0- 2	0- 2	6- 2				
6- 4	0- 0	0- 1	HOME	0- 0	0- 2	6- 1				
0- 1	0- 0	0- 0	AWAY	0- 0	0- 0	0- 1				
0- 3	0- 1	0- 0	NEUTRAL	0- 2	0- 0	0- 0				
3- 10	1- 4	0- 1	CONFERENCE	0- 3	0- 1	2- 1				
2- 5	0- 2	0- 0	HOME	0- 3	0- 0	2- 0				
1- 5	1- 2	0- 1	AWAY	0- 0	0- 1	0- 1				
0- 0	0- 0	0- 0	NEUTRAL	0- 0	0- 0	0- 0				

RPI 1-25				RPI 26-50				RPI 51-100				RPI 101+ Team's RPI: 200			
RPI	S	Opponent	Score	RPI	S	Opponent	Score	RPI	S	Opponent	Score	RPI	S	Opponent	Score
5	N	UConn	50 90	27	A	Missouri	55 78	53	H	Auburn	51 64	103	A	Georgia	56 78
7	A	Mississippi St.	49 80	34	H	TCU	50 55	66	H	LSU	41 55	107	H	Troy	54 71
7	H	Mississippi St.	66 80					73	N	Purdue	59 70	125	H	IUPUI	58 66
17	H	Texas A&M	60 72					89	H	Arkansas	55 85	165	H	Temple	62 55
19	A	Kentucky	55 49					93	N	St. John's (NY)	59 64	167	A	Louisiana Tech	71 80
20	A	South Carolina	42 76									193	H	Jacksonville St.	49 60
												201	A	Vanderbilt	68 80
												201	H	Vanderbilt	65 60
												218	H	Florida	76 66
												244	H	Louisiana	79 57
												267	H	Western Mich.	69 66
												273	H	North Florida	82 69
												275	H	Norfolk St.	60 42
												348	H	Savannah St.	74 51
LAST 12 Division I GAMES:															
7	H	Mississippi St.	66 80	7	A	Mississippi St.	49 80								
103	A	Georgia	56 78	201	A	Vanderbilt	68 80								
201	H	Vanderbilt	65 60	218	H	Florida	76 66								
20	A	South Carolina	42 76	19	A	Kentucky	55 49								
17	H	Texas A&M	60 72	66	H	LSU	41 55								
53	H	Auburn	51 64	89	H	Arkansas	55 85								

Non-Div I Games:

Ole Miss

■ Loss,
 ■ Non-Conf,
 ■ S Site,
 ■ H Home
 ■ A Away
 N Neutral

Average RPI Win: 324	WON-LOST	WINNING	LAST 10	STRENGTH OF	OPP. STRENGTH	TEAM	ADJ.	CONF.	ADJ CONF.
Average RPI Loss: 146	RECORD	PCT. RANK	GAMES	SCHEDULE	OF SCHEDULE	RPI	RPI	RPI	RPI
DIV. I ONLY	6- 18	295	1- 0	265	245	312	312	19	19
DIV. I NON-CONF.	4- 7	228	1- 0	291	309	283	283	19	19
TOTALS	RPI 1-25	RPI 26-50	W-L RECORDS	RPI 51-100	RPI 101-150	RPI 150+			
6- 18	0- 0	0- 5	OVERALL	0- 1	0- 4	6- 8			
4- 8	0- 0	0- 2	HOME	0- 0	0- 2	4- 4			
1- 9	0- 0	0- 3	AWAY	0- 1	0- 2	1- 3			
1- 1	0- 0	0- 0	NEUTRAL	0- 0	0- 0	1- 1			
4- 7	0- 0	0- 1	NON-CONFERENCE	0- 1	0- 4	4- 1			
2- 2	0- 0	0- 0	HOME	0- 0	0- 2	2- 0			
1- 4	0- 0	0- 1	AWAY	0- 1	0- 2	1- 0			
1- 1	0- 0	0- 0	NEUTRAL	0- 0	0- 0	1- 1			
2- 11	0- 0	0- 4	CONFERENCE	0- 0	0- 0	2- 7			
2- 6	0- 0	0- 2	HOME	0- 0	0- 0	2- 4			
0- 5	0- 0	0- 2	AWAY	0- 0	0- 0	0- 3			
0- 0	0- 0	0- 0	NEUTRAL	0- 0	0- 0	0- 0			

RPI S	Opponent	Score	RPI S	Opponent	Score	RPI S	Opponent	Score	RPI S	Opponent	Score	Team's RPI: 312
32	A South Dakota	78	32	H South Dakota	80	80	A UNI	79	111	A Creighton	66	
32	H South Dakota	80	36	A South Dakota St.	81				145	H CSUN	64	
36	A South Dakota St.	81	36	H South Dakota St.	82				147	A Montana St.	59	
36	H South Dakota St.	82	42	A Kansas St.	61				149	H Bradley	80	
									166	H Denver	95	
									174	H Oral Roberts	71	
									219	A Western Ill.	78	
									219	H Western Ill.	79	
									224	N Campbell	65	
									243	A North Dakota	68	
									243	H North Dakota	69	
									264	H CSU Bakersfield	46	
									320	H North Dakota St.	61	
									333	A Purdue Fort Wayne	56	
									333	H Purdue Fort Wayne	61	
									334	A Detroit Mercy	42	
									344	H USC Upstate	69	
									347	N Florida A&M	50	
LAST 12 Division I GAMES:												
347	N Florida A&M	50	36	A South Dakota St.	81							
333	H Purdue Fort Wayne	61	333	A Purdue Fort Wayne	56							
36	H South Dakota St.	82	32	H South Dakota	80							
219	H Western Ill.	79	219	A Western Ill.	78							
32	A South Dakota	78	243	A North Dakota	68							
243	H North Dakota	69	320	H North Dakota St.	61							

Non-Div I Games: Peru St. 91 44 Graceland (IA) 81 39

Omaha

Loss, Non-Conf, S Site, H Home A Away N Neutral

Oral Roberts

Through Games Of Feb. 22, 2019

Average RPI Win:	267	WON-LOST	WINNING	LAST 10	STRENGTH OF	OPP. STRENGTH	TEAM	ADJ.	CONF.	ADJ CONF.
Average RPI Loss:	95	RECORD	PCT. RANK	GAMES	SCHEDULE	OF SCHEDULE	RPI	RPI	RPI	RPI
DIV. I ONLY	13- 12	159	1- 0	219	170	174	174	19	19	
DIV. I NON-CONF.	5- 6	177	0- 0	195	97	174	174	19	19	
TOTALS	RPI 1-25	RPI 26-50	W-L RECORDS	RPI 51-100	RPI 101-150	RPI 150+				
13- 12	0- 1	0- 4	OVERALL	0- 2	0- 2	13- 3				
6- 5	0- 0	0- 2	HOME	0- 1	0- 0	6- 2				
7- 7	0- 1	0- 2	AWAY	0- 1	0- 2	7- 1				
0- 0	0- 0	0- 0	NEUTRAL	0- 0	0- 0	0- 0				
5- 6	0- 1	0- 0	NON-CONFERENCE	0- 2	0- 2	5- 1				
2- 2	0- 0	0- 0	HOME	0- 1	0- 0	2- 1				
3- 4	0- 1	0- 0	AWAY	0- 1	0- 2	3- 0				
0- 0	0- 0	0- 0	NEUTRAL	0- 0	0- 0	0- 0				
8- 6	0- 0	0- 4	CONFERENCE	0- 0	0- 0	8- 2				
4- 3	0- 0	0- 2	HOME	0- 0	0- 0	4- 1				
4- 3	0- 0	0- 2	AWAY	0- 0	0- 0	4- 1				
0- 0	0- 0	0- 0	NEUTRAL	0- 0	0- 0	0- 0				

RPI 1-25				RPI 26-50				RPI 51-100				RPI 101+				Team's RPI: 174	
RPI	S	Opponent	Score	RPI	S	Opponent	Score	RPI	S	Opponent	Score	RPI	S	Opponent	Score		
8	A	Iowa	77 90	32	A	South Dakota	64 75	89	A	Arkansas	61 74	117	A	Oklahoma St.	69 89		
				32	H	South Dakota	72 76	94	H	UT Arlington	62 80	132	A	Kansas	58 70		
				36	A	South Dakota St.	55 68					159	H	Tulsa	68 76		
				36	H	South Dakota St.	65 74					166	A	Denver	76 93		
												166	H	Denver	74 66		
												172	A	Texas St.	81 64		
												179	A	Sam Houston St.	73 62		
												219	H	Western Ill.	68 64		
												243	A	North Dakota	80 58		
												243	H	North Dakota	67 75		
												249	H	UMKC	75 64		
												288	H	Southern Utah	64 59		
												312	A	Omaha	71 56		
												320	A	North Dakota St.	65 54		
												320	H	North Dakota St.	101 72		
												333	A	Purdue Fort Wayne	72 61		
												333	H	Purdue Fort Wayne	66 56		
												341	A	Houston Baptist	74 56		
LAST 12 Division I GAMES:																	
				243	A	North Dakota	80 58					320	H	North Dakota St.	101 72		
				320	A	North Dakota St.	65 54					166	A	Denver	76 93		
				32	A	South Dakota	64 75					32	H	South Dakota	72 76		
				166	H	Denver	74 66					36	A	South Dakota St.	55 68		
				36	H	South Dakota St.	65 74					333	A	Purdue Fort Wayne	72 61		
				333	H	Purdue Fort Wayne	66 56					219	H	Western Ill.	68 64		

Non-Div I Games: Harris-Stowe 74 46 Cent. Christian (KS94 47

Oral Roberts

Loss, Non-Conf, S Site, H Home A Away N Neutral

Average RPI Win: 99		WON-LOST	WINNING	LAST 10	STRENGTH OF	OPP. STRENGTH	TEAM	ADJ.	CONF.	ADJ CONF.
Average RPI Loss: 34		RECORD	PCT. RANK	GAMES	SCHEDULE	OF SCHEDULE	RPI	RPI	RPI	RPI
DIV. I ONLY		23- 3	8	0- 1	17	20	6	6	2	2
DIV. I NON-CONF.		10- 1	17	0- 0	21	66	6	6	2	2
TOTALS		RPI 1-25	RPI 26-50	W-L RECORDS	RPI 51-100	RPI 101-150	RPI 150+			
23- 3	5- 1		4- 2	OVERALL	4- 0	3- 0	7- 0			
13- 1	4- 0		1- 1	HOME	2- 0	2- 0	4- 0			
9- 2	1- 1		3- 1	AWAY	2- 0	1- 0	2- 0			
1- 0	0- 0		0- 0	NEUTRAL	0- 0	0- 0	1- 0			
10- 1	2- 0		2- 1	NON-CONFERENCE	1- 0	0- 0	5- 0			
6- 0	2- 0		1- 0	HOME	0- 0	0- 0	3- 0			
3- 1	0- 0		1- 1	AWAY	1- 0	0- 0	1- 0			
1- 0	0- 0		0- 0	NEUTRAL	0- 0	0- 0	1- 0			
13- 2	3- 1		2- 1	CONFERENCE	3- 0	3- 0	2- 0			
7- 1	2- 0		0- 1	HOME	2- 0	2- 0	1- 0			
6- 1	1- 1		2- 0	AWAY	1- 0	1- 0	1- 0			
0- 0	0- 0		0- 0	NEUTRAL	0- 0	0- 0	0- 0			

RPI 1-25				Team's RPI: 6		RPI 26-50				RPI 51-100				RPI 101+			
RPI	S	Opponent	Score	RPI	S	Opponent	Score	RPI	S	Opponent	Score	RPI	S	Opponent	Score		
4	A	Stanford	88 48	31	A	UCLA	72 52	55	A	Southern California	93 53	137	A	Washington St.	79 64		
7	H	Mississippi St.	82 74	31	H	UCLA	69 74	57	A	Saint Mary's (CA)	79 55	137	H	Washington St.	98 58		
12	H	Syracuse	75 73	36	A	South Dakota St.	87 79	61	H	Utah	87 65	144	H	Colorado	102 43		
16	H	Arizona St.	77 71	38	A	California	105 82	70	H	Arizona	93 60	162	A	Washington	76 57		
22	A	Oregon St.	62 67	40	H	Buffalo	102 82					162	H	Washington	84 71		
22	H	Oregon St.	77 68	48	A	Michigan St.	82 88					163	N	UC Riverside	94 44		
LAST 12 Division I GAMES:																	
				31	H	UCLA	69 74	61	H	Utah	87 65						
				22	A	Oregon St.	62 67	162	A	Washington	76 57						
				22	H	Oregon St.	77 68	137	A	Washington St.	79 64						
				4	A	Stanford	88 48	70	H	Arizona	93 60						
				38	A	California	105 82	16	H	Arizona St.	77 71						
				144	H	Colorado	102 43	31	A	UCLA	72 52						

Non-Div I Games:	Alas. Fairbanks	115	36
------------------	-----------------	-----	----

Oregon

■ Loss, ■ Non-Conf, S Site, H Home A Away N Neutral

Oregon St.

Through Games Of Feb. 22, 2019

Average RPI Win:	133	WON-LOST	WINNING	LAST 10	STRENGTH OF	OPP. STRENGTH	TEAM	ADJ.	CONF.	ADJ CONF.
Average RPI Loss:	9	RECORD	PCT. RANK	GAMES	SCHEDULE	OF SCHEDULE	RPI	RPI	RPI	RPI
DIV. I ONLY	22- 5	21	0- 1	75	3	22	22	2	2	
DIV. I NON-CONF.	10- 2	37	0- 1	221	20	68	68	2	2	
TOTALS	RPI 1-25	RPI 26-50	W-L RECORDS	RPI 51-100	RPI 101-150	RPI 150+				
22- 5	2- 5	2- 0	OVERALL	6- 0	4- 0	8- 0				
14- 1	1- 1	0- 0	HOME	5- 0	2- 0	6- 0				
5- 2	0- 2	2- 0	AWAY	1- 0	1- 0	1- 0				
3- 2	1- 2	0- 0	NEUTRAL	0- 0	1- 0	1- 0				
10- 2	1- 2	0- 0	NON-CONFERENCE	2- 0	1- 0	6- 0				
7- 0	0- 0	0- 0	HOME	2- 0	0- 0	5- 0				
0- 0	0- 0	0- 0	AWAY	0- 0	0- 0	0- 0				
3- 2	1- 2	0- 0	NEUTRAL	0- 0	1- 0	1- 0				
12- 3	1- 3	2- 0	CONFERENCE	4- 0	3- 0	2- 0				
7- 1	1- 1	0- 0	HOME	3- 0	2- 0	1- 0				
5- 2	0- 2	2- 0	AWAY	1- 0	1- 0	1- 0				
0- 0	0- 0	0- 0	NEUTRAL	0- 0	0- 0	0- 0				

RPI 1-25				Team's RPI: 22		RPI 26-50				RPI 51-100				RPI 101+						
RPI	S	Opponent	Score		RPI	S	Opponent	Score		RPI	S	Opponent	Score		RPI	S	Opponent	Score		
1	N	Notre Dame	81	91	31	A	UCLA	83	73	55	A	Southern California	76	52	127	N	Western Ky.	74	60	
4	A	Stanford	44	61	38	A	California	82	74	55	H	Southern California	68	61	137	A	Washington St.	52	35	
6	A	Oregon	68	77						57	H	Saint Mary's (CA)	89	56	137	H	Washington St.	76	69	
6	H	Oregon	67	62						61	H	Utah	71	63	144	H	Colorado	89	65	
16	H	Arizona St.	76	79						70	H	Arizona	86	64	162	A	Washington	86	39	
17	N	Texas A&M	70	76						90	H	Duke	71	57	162	H	Washington	78	67	
20	N	South Carolina	70	68											169	H	Santa Clara	82	31	
																187	N	Eastern Wash.	93	45
																264	H	CSU Bakersfield	92	52
																291	H	La Salle	100	46
																319	H	Cal Poly	79	54
																346	H	Ark.-Pine Bluff	89	33
LAST 12 Division I GAMES:																				
1	N	Notre Dame	81	91	4	A	Stanford	44	61											
20	N	South Carolina	70	68	61	H	Utah	71	63											
55	H	Southern California	68	61	144	H	Colorado	89	65											
6	H	Oregon	67	62	137	A	Washington St.	52	35											
6	A	Oregon	68	77	162	A	Washington	86	39											
38	A	California	82	74	16	H	Arizona St.	76	79											

Non-Div I Games:

Oregon St.

■ Loss,
■ Non-Conf,
■ S Site,
■ H Home
■ A Away
N Neutral

Average RPI Win:	210	WON-LOST	WINNING	LAST 10	STRENGTH OF	OPP. STRENGTH	TEAM	ADJ.	CONF.	ADJ CONF.
Average RPI Loss:	58	RECORD	PCT. RANK	GAMES	SCHEDULE	OF SCHEDULE	RPI	RPI	RPI	RPI
DIV. I ONLY	16- 10	110	0- 1	126	94	106	106	8	8	
DIV. I NON-CONF.	7- 3	83	0- 0	200	159	88	88	7	7	
TOTALS	RPI 1-25	RPI 26-50	W-L RECORDS	RPI 51-100	RPI 101-150	RPI 150+				
16- 10	0- 3	1- 3	OVERALL	2- 1	1- 2	12- 1				
9- 4	0- 1	1- 1	HOME	1- 0	1- 1	6- 1				
7- 5	0- 2	0- 1	AWAY	1- 1	0- 1	6- 0				
0- 1	0- 0	0- 1	NEUTRAL	0- 0	0- 0	0- 0				
7- 3	0- 1	1- 1	NON-CONFERENCE	1- 1	0- 0	5- 0				
4- 0	0- 0	1- 0	HOME	0- 0	0- 0	3- 0				
3- 2	0- 1	0- 0	AWAY	1- 1	0- 0	2- 0				
0- 1	0- 0	0- 1	NEUTRAL	0- 0	0- 0	0- 0				
9- 7	0- 2	0- 2	CONFERENCE	1- 0	1- 2	7- 1				
5- 4	0- 1	0- 1	HOME	1- 0	1- 1	3- 1				
4- 3	0- 1	0- 1	AWAY	0- 0	0- 1	4- 0				
0- 0	0- 0	0- 0	NEUTRAL	0- 0	0- 0	0- 0				

RPI 1-25				RPI 26-50				RPI 51-100				RPI 101+ Team's RPI: 106			
RPI	S	Opponent	Score	RPI	S	Opponent	Score	RPI	S	Opponent	Score	RPI	S	Opponent	Score
13	A	Gonzaga	65 88	26	A	BYU	49 75	57	H	Saint Mary's (CA)	76 67	101	H	Loyola Marymount	67 72
13	H	Gonzaga	51 63	26	H	BYU	74 77	67	A	Lamar University	66 82	110	A	Pepperdine	76 96
15	A	UCF	57 64	38	N	California	69 81	83	A	UC Davis	83 80	110	H	Pepperdine	78 67
				45	H	Wyoming	70 64					169	A	Santa Clara	74 70
												169	H	Santa Clara	83 88
												170	A	Portland	76 66
												170	H	Portland	87 77
												254	A	Cal St. Fullerton	72 64
												257	A	San Francisco	85 75
												257	H	San Francisco	74 48
												261	A	San Diego	70 53
												261	H	San Diego	79 47
												294	H	UC Santa Barbara	69 53
												306	A	San Jose St.	91 67
												320	H	North Dakota St.	75 68
												342	H	Seattle U	75 61
LAST 12 Division I GAMES:															
110	A	Pepperdine	76 96	13	H	Gonzaga	51 63								
169	H	Santa Clara	83 88	110	H	Pepperdine	78 67								
257	H	San Francisco	74 48	101	H	Loyola Marymount	67 72								
26	A	BYU	49 75	257	A	San Francisco	85 75								
261	A	San Diego	70 53	169	A	Santa Clara	74 70								
170	H	Portland	87 77	261	H	San Diego	79 47								

Non-Div I Games:

Pacific

■ Loss,
■ Non-Conf, S Site,
■ Home
■ Away
N Neutral

Average RPI Win:	217	WON-LOST	WINNING	LAST 10	STRENGTH OF	OPP. STRENGTH	TEAM	ADJ.	CONF.	ADJ CONF.
Average RPI Loss:	55	RECORD	PCT. RANK	GAMES	SCHEDULE	OF SCHEDULE	RPI	RPI	RPI	RPI
DIV. I ONLY	16- 4	27	1- 0	204	114	65	65	11	11	
DIV. I NON-CONF.	9- 3	61	0- 0	217	102	86	86	11	11	
TOTALS	RPI 1-25	RPI 26-50	W-L RECORDS	RPI 51-100	RPI 101-150	RPI 150+				
16- 4	0- 1	0- 0	OVERALL	2- 3	1- 0	13- 0				
7- 1	0- 0	0- 0	HOME	0- 1	1- 0	6- 0				
9- 2	0- 1	0- 0	AWAY	2- 1	0- 0	7- 0				
0- 1	0- 0	0- 0	NEUTRAL	0- 1	0- 0	0- 0				
9- 3	0- 1	0- 0	NON-CONFERENCE	1- 2	0- 0	8- 0				
4- 1	0- 0	0- 0	HOME	0- 1	0- 0	4- 0				
5- 1	0- 1	0- 0	AWAY	1- 0	0- 0	4- 0				
0- 1	0- 0	0- 0	NEUTRAL	0- 1	0- 0	0- 0				
7- 1	0- 0	0- 0	CONFERENCE	1- 1	1- 0	5- 0				
3- 0	0- 0	0- 0	HOME	0- 0	1- 0	2- 0				
4- 1	0- 0	0- 0	AWAY	1- 1	0- 0	3- 0				
0- 0	0- 0	0- 0	NEUTRAL	0- 0	0- 0	0- 0				

RPI 1-25				RPI 26-50				RPI 51-100				Team's RPI: 65	RPI 101+			
RPI	S	Opponent	Score	RPI	S	Opponent	Score	RPI	S	Opponent	Score	RPI	S	Opponent	Score	
1	A	Notre Dame	55 75					56	H	Villanova	50 58	109	H	Yale	54 48	
								62	A	Drexel	55 39	165	H	Temple	71 62	
								71	N	Maine	46 47	199	A	Dartmouth	60 44	
								77	A	Princeton	66 60	205	A	Stetson	75 53	
								91	A	Harvard	72 80	226	A	Cornell	59 46	
												232	A	Navy	65 61	
												238	A	Columbia	72 60	
												238	H	Columbia	79 56	
												242	H	Saint Joseph's	65 45	
												269	H	Brown	83 43	
												270	A	Siena	58 51	
												291	H	La Salle	65 34	
												323	H	NJIT	85 42	
												326	A	Iona	66 43	
LAST 12 Division I GAMES:																
238	H	Columbia	79 56	226	A	Cornell	59 46	165	H	Temple	71 62					
91	A	Harvard	72 80	56	H	Villanova	50 58	77	A	Princeton	66 60					
199	A	Dartmouth	60 44	205	A	Stetson	75 53	62	A	Drexel	55 39					
109	H	Yale	54 48													
269	H	Brown	83 43													
238	A	Columbia	72 60													

Non-Div I Games: Haverford 81 46

Penn

■ Loss,
 ■ Non-Conf,
 ■ S Site,
 ■ H Home
 ■ A Away
 N Neutral

Average RPI Win:	156	WON-LOST	WINNING	LAST 10	STRENGTH OF	OPP. STRENGTH	TEAM	ADJ.	CONF.	ADJ CONF.
Average RPI Loss:	61	RECORD	PCT. RANK	GAMES	SCHEDULE	OF SCHEDULE	RPI	RPI	RPI	RPI
DIV. I ONLY	11- 15	218	1- 0	22	73	128	128	4	4	
DIV. I NON-CONF.	7- 4	108	0- 0	44	149	95	95	6	6	
TOTALS	RPI 1-25	RPI 26-50	W-L RECORDS	RPI 51-100	RPI 101-150	RPI 150+				
11- 15	0- 6	0- 3	OVERALL	4- 2	1- 2	6- 2				
9- 8	0- 3	0- 2	HOME	4- 1	0- 0	5- 2				
2- 7	0- 3	0- 1	AWAY	0- 1	1- 2	1- 0				
0- 0	0- 0	0- 0	NEUTRAL	0- 0	0- 0	0- 0				
7- 4	0- 1	0- 1	NON-CONFERENCE	3- 0	1- 0	3- 2				
6- 3	0- 0	0- 1	HOME	3- 0	0- 0	3- 2				
1- 1	0- 1	0- 0	AWAY	0- 0	1- 0	0- 0				
0- 0	0- 0	0- 0	NEUTRAL	0- 0	0- 0	0- 0				
4- 11	0- 5	0- 2	CONFERENCE	1- 2	0- 2	3- 0				
3- 5	0- 3	0- 1	HOME	1- 1	0- 0	2- 0				
1- 6	0- 2	0- 1	AWAY	0- 1	0- 2	1- 0				
0- 0	0- 0	0- 0	NEUTRAL	0- 0	0- 0	0- 0				

RPI S	Opponent	Score	RPI S	Opponent	Score	RPI S	Opponent	Score	RPI S	Opponent	Score	Team's RPI: 128
8	H Iowa	61 81	38	H California	58 75	73	H Purdue	72 61	102	A Minnesota	67 97	
14	A Maryland	67 79	44	H Michigan	62 66	77	H Princeton	79 71	118	A Northwestern	63 78	
14	H Maryland	61 77	46	A Indiana	75 83	78	A Ohio St.	73 78	119	A Fordham	72 55	
21	A Florida St.	58 87				78	H Ohio St.	71 76	152	H Duquesne	58 64	
25	A Rutgers	61 74				85	H American	80 59	154	H Stony Brook	70 81	
25	H Rutgers	61 69				100	H Providence	74 72	184	A Wisconsin	65 59	
									184	H Wisconsin	71 64	
									196	H Illinois	62 48	
									228	H Jacksonville	80 61	
									230	H St. Bonaventure	80 65	
									243	H North Dakota	75 68	
LAST 12 Division I GAMES:												
73	H Purdue	72 61	25	H Rutgers	61 69							
102	A Minnesota	67 97	184	A Wisconsin	65 59							
118	A Northwestern	63 78	14	A Maryland	67 79							
44	H Michigan	62 66	78	H Ohio St.	71 76							
78	A Ohio St.	73 78	196	H Illinois	62 48							
8	H Iowa	61 81	25	A Rutgers	61 74							

Non-Div I Games:

Penn St.

■ Loss,
 ■ Non-Conf, S Site,
 ■ Home
 ■ Away
 N Neutral

Pepperdine

Through Games Of Feb. 22, 2019

Average RPI Win:	211	WON-LOST	WINNING	LAST 10	STRENGTH OF	OPP. STRENGTH	TEAM	ADJ.	CONF.	ADJ CONF.
Average RPI Loss:	103	RECORD	PCT. RANK	GAMES	SCHEDULE	OF SCHEDULE	RPI	RPI	RPI	RPI
DIV. I ONLY	17- 8	76	0- 0	252	90	110	110	8	8	
DIV. I NON-CONF.	6- 4	125	0- 0	345	174	213	213	7	7	
TOTALS	RPI 1-25	RPI 26-50	W-L RECORDS	RPI 51-100	RPI 101-150	RPI 150+				
17- 8	0- 1	1- 1	OVERALL	0- 3	3- 2	13- 1				
8- 1	0- 1	1- 0	HOME	0- 0	2- 0	5- 0				
7- 6	0- 0	0- 1	AWAY	0- 3	1- 2	6- 0				
2- 1	0- 0	0- 0	NEUTRAL	0- 0	0- 0	2- 1				
6- 4	0- 0	0- 0	NON-CONFERENCE	0- 2	0- 1	6- 1				
1- 0	0- 0	0- 0	HOME	0- 0	0- 0	1- 0				
3- 3	0- 0	0- 0	AWAY	0- 2	0- 1	3- 0				
2- 1	0- 0	0- 0	NEUTRAL	0- 0	0- 0	2- 1				
11- 4	0- 1	1- 1	CONFERENCE	0- 1	3- 1	7- 0				
7- 1	0- 1	1- 0	HOME	0- 0	2- 0	4- 0				
4- 3	0- 0	0- 1	AWAY	0- 1	1- 1	3- 0				
0- 0	0- 0	0- 0	NEUTRAL	0- 0	0- 0	0- 0				

RPI S Opponent	Score	RPI S Opponent	Score	RPI S Opponent	Score	RPI S Opponent	Score	Team's RPI: 110
13 H Gonzaga	54 79	26 A BYU	58 83	57 A Saint Mary's (CA)	68 79	101 A Loyola Marymount	73 55	
		26 H BYU	79 65	84 A Idaho St.	63 65	101 H Loyola Marymount	95 86	
				100 A Providence	47 66	106 A Pacific	67 78	
						106 H Pacific	96 76	
						144 A Colorado	65 80	
						169 A Santa Clara	76 74	
						169 H Santa Clara	74 48	
						170 H Portland	82 68	
						236 N Sacramento St.	113 97	
						245 A Hawaii	65 64	
						251 N Northern Ky.	51 46	
						257 A San Francisco	72 66	
						257 H San Francisco	69 50	
						261 A San Diego	74 55	
						261 H San Diego	88 65	
						291 N La Salle	55 62	
						319 A Cal Poly	70 63	
						321 H Weber St.	68 47	
						342 A Seattle U	78 64	
LAST 12 Division I GAMES:								
106 H Pacific	96 76	106 A Pacific	67 78					
101 A Loyola Marymount	73 55	57 A Saint Mary's (CA)	68 79					
169 A Santa Clara	76 74	101 H Loyola Marymount	95 86					
257 A San Francisco	72 66	257 H San Francisco	69 50					
26 H BYU	79 65	169 H Santa Clara	74 48					
261 H San Diego	88 65	261 A San Diego	74 55					

Non-Div I Games: Cal St. L.A. 80 56

Pepperdine

Loss, Non-Conf, S Site, H Home A Away N Neutral

Average RPI Win:	153	WON-LOST	WINNING	LAST 10	STRENGTH OF	OPP. STRENGTH	TEAM	ADJ.	CONF.	ADJ CONF.
Average RPI Loss:	56	RECORD	PCT. RANK	GAMES	SCHEDULE	OF SCHEDULE	RPI	RPI	RPI	RPI
DIV. I ONLY	10- 18	255	0- 1	12	27	124	124	1	1	
DIV. I NON-CONF.	9- 5	104	0- 0	73	139	90	90	1	1	
TOTALS	RPI 1-25	RPI 26-50	W-L RECORDS	RPI 51-100	RPI 101-150	RPI 150+				
10- 18	0- 8	1- 2	OVERALL	2- 4	3- 3	4- 1				
6- 9	0- 3	1- 1	HOME	1- 2	2- 3	2- 0				
2- 8	0- 5	0- 1	AWAY	0- 2	1- 0	1- 0				
2- 1	0- 0	0- 0	NEUTRAL	1- 0	0- 0	1- 1				
9- 5	0- 1	0- 0	NON-CONFERENCE	2- 2	3- 1	4- 1				
5- 3	0- 1	0- 0	HOME	1- 1	2- 1	2- 0				
2- 1	0- 0	0- 0	AWAY	0- 1	1- 0	1- 0				
2- 1	0- 0	0- 0	NEUTRAL	1- 0	0- 0	1- 1				
1- 13	0- 7	1- 2	CONFERENCE	0- 2	0- 2	0- 0				
1- 6	0- 2	1- 1	HOME	0- 1	0- 2	0- 0				
0- 7	0- 5	0- 1	AWAY	0- 1	0- 0	0- 0				
0- 0	0- 0	0- 0	NEUTRAL	0- 0	0- 0	0- 0				

RPI	S	Opponent	Score	RPI	S	Opponent	Score	RPI	S	Opponent	Score	RPI	S	Opponent	Score	Team's RPI: 124
1	A	Notre Dame	44 100	28	H	North Carolina	91 78	51	H	West Virginia	43 77	105	H	Virginia	57 74	
3	A	Louisville	42 70	33	A	Georgia Tech	55 67	59	H	Virginia Tech	58 74	118	A	Northwestern	52 49	
10	A	NC State	34 63	49	H	Clemson	59 65	88	H	Cincinnati	65 48	119	H	Fordham	65 62	
12	A	Syracuse	63 90					89	N	Arkansas	61 54	120	H	Boston College	55 59	
12	H	Syracuse	50 82					90	A	Duke	55 74	121	H	UNCW	60 56	
15	H	UCF	58 61					96	A	Georgetown	41 70	122	H	Youngstown St.	55 64	
18	H	Miami (FL)	51 65									152	A	Duquesne	66 58	
21	A	Florida St.	46 78									184	N	Wisconsin	42 57	
												216	H	Saint Francis (PA)	78 75	
												296	H	New Orleans	90 38	
												299	N	Tennessee St.	78 56	
LAST 12 Division I GAMES:																
12	A	Syracuse	63 90	59	H	Virginia Tech	58 74									
21	A	Florida St.	46 78	3	A	Louisville	42 70									
28	H	North Carolina	91 78	105	H	Virginia	57 74									
18	H	Miami (FL)	51 65	49	H	Clemson	59 65									
33	A	Georgia Tech	55 67	12	H	Syracuse	50 82									
90	A	Duke	55 74	120	H	Boston College	55 59									

Non-Div I Games:

Pittsburgh

■ Loss,
 ■ Non-Conf, S Site,
 ■ Home
 ■ Away
 N Neutral

Average RPI Win:	261	WON-LOST	WINNING	LAST 10	STRENGTH OF	OPP. STRENGTH	TEAM	ADJ.	CONF.	ADJ CONF.
Average RPI Loss:	82	RECORD	PCT. RANK	GAMES	SCHEDULE	OF SCHEDULE	RPI	RPI	RPI	RPI
DIV. I ONLY	10- 14	221	0- 0	95	143	170	170	8	8	
DIV. I NON-CONF.	6- 3	91	0- 0	174	340	122	122	7	7	
TOTALS	RPI 1-25	RPI 26-50	W-L RECORDS	RPI 51-100	RPI 101-150	RPI 150+				
10- 14	0- 2	0- 2	OVERALL	0- 3	0- 5	10- 2				
5- 6	0- 1	0- 1	HOME	0- 1	0- 1	5- 2				
5- 7	0- 1	0- 1	AWAY	0- 1	0- 4	5- 0				
0- 1	0- 0	0- 0	NEUTRAL	0- 1	0- 0	0- 0				
6- 3	0- 0	0- 0	NON-CONFERENCE	0- 1	0- 1	6- 1				
3- 1	0- 0	0- 0	HOME	0- 0	0- 0	3- 1				
3- 1	0- 0	0- 0	AWAY	0- 0	0- 1	3- 0				
0- 1	0- 0	0- 0	NEUTRAL	0- 1	0- 0	0- 0				
4- 11	0- 2	0- 2	CONFERENCE	0- 2	0- 4	4- 1				
2- 5	0- 1	0- 1	HOME	0- 1	0- 1	2- 1				
2- 6	0- 1	0- 1	AWAY	0- 1	0- 3	2- 0				
0- 0	0- 0	0- 0	NEUTRAL	0- 0	0- 0	0- 0				

RPI	S	Opponent	Score	RPI	S	Opponent	Score	RPI	S	Opponent	Score	RPI	S	Opponent	Score	Team's RPI: 170
13	A	Gonzaga	71 97	26	A	BYU	71 79	57	A	Saint Mary's (CA)	85 113	101	A	Loyola Marymount	58 76	
13	H	Gonzaga	62 93	26	H	BYU	69 70	57	H	Saint Mary's (CA)	91 98	106	A	Pacific	77 87	
								70	N	Arizona	70 92	106	H	Pacific	66 76	
												110	A	Pepperdine	68 82	
												129	A	Portland St.	79 92	
												168	H	UC Irvine	69 84	
												169	H	Santa Clara	66 72	
												202	H	Utah St.	61 54	
												245	A	Hawaii	72 65	
												254	H	Cal St. Fullerton	83 74	
												257	A	San Francisco	69 66	
												257	H	San Francisco	78 73	
												261	A	San Diego	69 60	
												261	H	San Diego	96 74	
												266	A	Utah Valley	65 60	
												283	H	Air Force	79 60	
												321	A	Weber St.	89 73	
LAST 12 Division I GAMES:																
257	A	San Francisco	69 66	257	H	San Francisco	78 73									
261	H	San Diego	96 74	169	H	Santa Clara	66 72									
26	H	BYU	69 70	26	A	BYU	71 79									
13	H	Gonzaga	62 93	261	A	San Diego	69 60									
106	A	Pacific	77 87	13	A	Gonzaga	71 97									
57	A	Saint Mary's (CA)	85 113	57	H	Saint Mary's (CA)	91 98									

Non-Div I Games: Warner Pacific 98 63 Willamette 82 27

Portland

Loss, Non-Conf, S Site, H Home A Away N Neutral

Average RPI Win:	237	WON-LOST	WINNING	LAST 10	STRENGTH OF	OPP. STRENGTH	TEAM	ADJ.	CONF.	ADJ CONF.
Average RPI Loss:	107	RECORD	PCT. RANK	GAMES	SCHEDULE	OF SCHEDULE	RPI	RPI	RPI	RPI
DIV. I ONLY	18- 5	32	0- 1	309	194	129	129	16	16	
DIV. I NON-CONF.	7- 1	30	0- 0	329	288	163	163	12	12	
TOTALS	RPI 1-25	RPI 26-50	W-L RECORDS	RPI 51-100	RPI 101-150	RPI 150+				
18- 5	0- 0	0- 0	OVERALL	1- 3	2- 1	15- 1				
12- 2	0- 0	0- 0	HOME	1- 1	2- 0	9- 1				
6- 3	0- 0	0- 0	AWAY	0- 2	0- 1	6- 0				
0- 0	0- 0	0- 0	NEUTRAL	0- 0	0- 0	0- 0				
7- 1	0- 0	0- 0	NON-CONFERENCE	1- 0	0- 0	6- 1				
5- 1	0- 0	0- 0	HOME	1- 0	0- 0	4- 1				
2- 0	0- 0	0- 0	AWAY	0- 0	0- 0	2- 0				
0- 0	0- 0	0- 0	NEUTRAL	0- 0	0- 0	0- 0				
11- 4	0- 0	0- 0	CONFERENCE	0- 3	2- 1	9- 0				
7- 1	0- 0	0- 0	HOME	0- 1	2- 0	5- 0				
4- 3	0- 0	0- 0	AWAY	0- 2	0- 1	4- 0				
0- 0	0- 0	0- 0	NEUTRAL	0- 0	0- 0	0- 0				

RPI S	Opponent	Score	RPI S	Opponent	Score	RPI S	Opponent	Score	RPI S	Opponent	Score	Team's RPI: 129
						83	H UC Davis	65 50	115	A Northern Colo.	63 79	
						84	A Idaho St.	54 72	115	H Northern Colo.	85 66	
						84	H Idaho St.	57 58	147	H Montana St.	55 53	
						86	A Idaho	78 80	156	H Montana	78 60	
									168	H UC Irvine	68 73	
									170	H Portland	92 79	
									187	A Eastern Wash.	76 64	
									217	H UNLV	58 49	
									236	H Sacramento St.	74 58	
									239	A Northern Ariz.	74 59	
									239	H Northern Ariz.	72 55	
									277	A UTEP	89 61	
									288	A Southern Utah	81 56	
									288	H Southern Utah	63 49	
									306	H San Jose St.	80 51	
									321	A Weber St.	77 59	
									321	H Weber St.	65 38	
									337	A Grand Canyon	60 55	
									342	H Seattle U	68 43	
LAST 12 Division I GAMES:												
			84	A Idaho St.	54 72	321	H Weber St.	65 38				
			288	A Southern Utah	81 56	86	A Idaho	78 80				
			239	A Northern Ariz.	74 59	187	A Eastern Wash.	76 64				
			115	H Northern Colo.	85 66	239	H Northern Ariz.	72 55				
			236	H Sacramento St.	74 58	288	H Southern Utah	63 49				
			84	H Idaho St.	57 58	321	A Weber St.	77 59				

Non-Div I Games: Warner Pacific 102 49

Portland St.

Prairie View

Through Games Of Feb. 22, 2019

Average RPI Win:	288	WON-LOST	WINNING	LAST 10	STRENGTH OF	OPP. STRENGTH	TEAM	ADJ.	CONF.	ADJ CONF.
Average RPI Loss:	136	RECORD	PCT. RANK	GAMES	SCHEDULE	OF SCHEDULE	RPI	RPI	RPI	RPI
DIV. I ONLY	9- 11	207	0- 1	245	270	196	196	29	29	
DIV. I NON-CONF.	1- 7	319	0- 0	29	29	201	201	28	28	
TOTALS	RPI 1-25	RPI 26-50	W-L RECORDS	RPI 51-100	RPI 101-150	RPI 150+				
9- 11	0- 2	0- 1	OVERALL	0- 1	0- 2	9- 5				
3- 3	0- 0	0- 1	HOME	0- 0	0- 0	3- 2				
5- 8	0- 2	0- 0	AWAY	0- 1	0- 2	5- 3				
1- 0	0- 0	0- 0	NEUTRAL	0- 0	0- 0	1- 0				
1- 7	0- 2	0- 1	NON-CONFERENCE	0- 1	0- 2	1- 1				
0- 1	0- 0	0- 1	HOME	0- 0	0- 0	0- 0				
0- 6	0- 2	0- 0	AWAY	0- 1	0- 2	0- 1				
1- 0	0- 0	0- 0	NEUTRAL	0- 0	0- 0	1- 0				
8- 4	0- 0	0- 0	CONFERENCE	0- 0	0- 0	8- 4				
3- 2	0- 0	0- 0	HOME	0- 0	0- 0	3- 2				
5- 2	0- 0	0- 0	AWAY	0- 0	0- 0	5- 2				
0- 0	0- 0	0- 0	NEUTRAL	0- 0	0- 0	0- 0				

RPI 1-25				RPI 26-50				RPI 51-100				RPI 101+ Team's RPI: 196			
RPI	S	Opponent	Score	RPI	S	Opponent	Score	RPI	S	Opponent	Score	RPI	S	Opponent	Score
9	A	Iowa St.	46 94	35	H	Rice	58 68	89	A	Arkansas	44 71	117	A	Oklahoma St.	50 70
17	A	Texas A&M	57 70									144	A	Colorado	38 79
												175	A	Southern U.	55 54
												198	A	Grambling	57 73
												198	H	Grambling	63 64
												223	A	UTRGV	50 57
												234	A	Texas Southern	67 73
												234	H	Texas Southern	44 52
												250	N	A&M-Corpus Christi	67 59
												260	H	Alabama St.	71 59
												292	A	Jackson St.	89 80
												292	H	Jackson St.	76 57
												295	H	Alabama A&M	77 65
												329	A	Mississippi Val.	75 65
												346	A	Ark.-Pine Bluff	80 41
												351	A	Alcorn	82 61
LAST 12 Division I GAMES:															
198	A	Grambling	57 73	329	A	Mississippi Val.	75 65								
292	A	Jackson St.	89 80	198	H	Grambling	63 64								
234	A	Texas Southern	67 73	292	H	Jackson St.	76 57								
260	H	Alabama St.	71 59	234	H	Texas Southern	44 52								
295	H	Alabama A&M	77 65	351	A	Alcorn	82 61								
346	A	Ark.-Pine Bluff	80 41	175	A	Southern U.	55 54								

Non-Div I Games: Jarvis Christian 117 32 Arlington Baptist 105 31

Prairie View

Loss, Non-Conf, S Site, H Home A Away N Neutral

Presbyterian

Through Games Of Feb. 22, 2019

Average RPI Win:	318	WON-LOST	WINNING	LAST 10	STRENGTH OF	OPP. STRENGTH	TEAM	ADJ.	CONF.	ADJ CONF.
Average RPI Loss:	196	RECORD	PCT. RANK	GAMES	SCHEDULE	OF SCHEDULE	RPI	RPI	RPI	RPI
DIV. I ONLY	5- 20	317	1- 0	291	308	331	331	28	28	
DIV. I NON-CONF.	2- 9	297	0- 0	276	280	320	320	29	29	
TOTALS	RPI 1-25	RPI 26-50	W-L RECORDS	RPI 51-100	RPI 101-150	RPI 150+				
5- 20	0- 0	0- 1	OVERALL	0- 1	0- 5	5- 13				
3- 7	0- 0	0- 0	HOME	0- 0	0- 1	3- 6				
2- 13	0- 0	0- 1	AWAY	0- 1	0- 4	2- 7				
0- 0	0- 0	0- 0	NEUTRAL	0- 0	0- 0	0- 0				
2- 9	0- 0	0- 1	NON-CONFERENCE	0- 0	0- 3	2- 5				
1- 2	0- 0	0- 0	HOME	0- 0	0- 0	1- 2				
1- 7	0- 0	0- 1	AWAY	0- 0	0- 3	1- 3				
0- 0	0- 0	0- 0	NEUTRAL	0- 0	0- 0	0- 0				
3- 11	0- 0	0- 0	CONFERENCE	0- 1	0- 2	3- 8				
2- 5	0- 0	0- 0	HOME	0- 0	0- 1	2- 4				
1- 6	0- 0	0- 0	AWAY	0- 1	0- 1	1- 4				
0- 0	0- 0	0- 0	NEUTRAL	0- 0	0- 0	0- 0				

RPI S	Opponent	Score	RPI S	Opponent	Score	RPI S	Opponent	Score	RPI S	Opponent	Score	Team's RPI: 331
41	A Tennessee	49 97	95	A Radford	49 59	103	A Georgia	59 83	121	A UNCW	48 63	
						126	A High Point	40 79	126	H High Point	63 70	
						141	A Davidson	56 83	178	A UNC Asheville	45 51	
						178	H UNC Asheville	43 52	201	A Vanderbilt	43 78	
						206	A Hampton	62 79	210	A Furman	68 76	
						224	A Campbell	46 51	233	H Gardner-Webb	58 66	
						272	H Wofford	61 50	280	H Ga. Southern	68 69	
						281	A Winthrop	52 55	281	H Winthrop	54 62	
						284	A Samford	54 75	293	A Col. of Charleston	71 65	
						301	H Charleston So.	55 63	308	H South Carolina St.	48 57	
						336	H Longwood	81 66	344	A USC Upstate	66 58	
						344	H USC Upstate	70 54				
LAST 12 Division I GAMES:												
344	A USC Upstate	66 58	178	H UNC Asheville	43 52							
126	H High Point	63 70	281	A Winthrop	52 55							
178	A UNC Asheville	45 51	95	A Radford	49 59							
281	H Winthrop	54 62	233	H Gardner-Webb	58 66							
206	A Hampton	62 79	344	H USC Upstate	70 54							
301	H Charleston So.	55 63	126	A High Point	40 79							

Non-Div I Games:

Presbyterian

Loss, Non-Conf, S Site, H Home A Away N Neutral

Average RPI Win:	191	WON-LOST	WINNING	LAST 10	STRENGTH OF	OPP. STRENGTH	TEAM	ADJ.	CONF.	ADJ CONF.
Average RPI Loss:	85	RECORD	PCT. RANK	GAMES	SCHEDULE	OF SCHEDULE	RPI	RPI	RPI	RPI
DIV. I ONLY	14- 9	114	1- 0	69	123	77	77	11	11	
DIV. I NON-CONF.	8- 7	160	0- 0	58	82	76	76	11	11	
TOTALS	RPI 1-25	RPI 26-50	W-L RECORDS	RPI 51-100	RPI 101-150	RPI 150+				
14- 9	0- 1	0- 2	OVERALL	2- 2	3- 3	9- 1				
5- 3	0- 0	0- 0	HOME	1- 1	2- 2	2- 0				
9- 3	0- 0	0- 0	AWAY	1- 1	1- 1	7- 1				
0- 3	0- 1	0- 2	NEUTRAL	0- 0	0- 0	0- 0				
8- 7	0- 1	0- 2	NON-CONFERENCE	1- 1	3- 2	4- 1				
3- 1	0- 0	0- 0	HOME	1- 0	2- 1	0- 0				
5- 3	0- 0	0- 0	AWAY	0- 1	1- 1	4- 1				
0- 3	0- 1	0- 2	NEUTRAL	0- 0	0- 0	0- 0				
6- 2	0- 0	0- 0	CONFERENCE	1- 1	0- 1	5- 0				
2- 2	0- 0	0- 0	HOME	0- 1	0- 1	2- 0				
4- 0	0- 0	0- 0	AWAY	1- 0	0- 0	3- 0				
0- 0	0- 0	0- 0	NEUTRAL	0- 0	0- 0	0- 0				

RPI 1-25				RPI 26-50				RPI 51-100				Team's RPI: 77	RPI 101+			
RPI	S	Opponent	Score	RPI	S	Opponent	Score	RPI	S	Opponent	Score		RPI	S	Opponent	Score
12	N	Syracuse	61 92	30	N	DePaul	67 82	56	A	Villanova	46 67		109	H	Yale	86 96
				42	N	Kansas St.	61 80	58	H	Quinnipiac	54 42		112	A	Hartford	75 38
								65	H	Penn	60 66		128	A	Penn St.	71 79
								91	A	Harvard	75 71		131	H	Seton Hall	66 70
													140	H	Marist	60 57
													141	H	Davidson	65 57
													186	A	Rider	89 65
													192	A	George Washington	49 64
													199	A	Dartmouth	82 75
													222	A	Monmouth	79 47
													226	A	Cornell	75 46
													226	H	Cornell	68 64
													238	A	Columbia	79 64
													263	A	St. Francis Brooklyn	83 64
													269	H	Brown	93 74
													309	A	New Hampshire	90 42
LAST 12 Division I GAMES:																
226	H	Cornell	68 64	238	A	Columbia	79 64									
199	A	Dartmouth	82 75	65	H	Penn	60 66									
91	A	Harvard	75 71	309	A	New Hampshire	90 42									
269	H	Brown	93 74	112	A	Hartford	75 38									
109	H	Yale	86 96	263	A	St. Francis Brooklyn	83 64									
226	A	Cornell	75 46	140	H	Marist	60 57									

Non-Div I Games:

Princeton

■ Loss,
■ Non-Conf, S Site,
■ Home
■ Away
N Neutral

Providence

Through Games Of Feb. 22, 2019

Average RPI Win:	164	WON-LOST	WINNING	LAST 10	STRENGTH OF	OPP. STRENGTH	TEAM	ADJ.	CONF.	ADJ CONF.
Average RPI Loss:	94	RECORD	PCT. RANK	GAMES	SCHEDULE	OF SCHEDULE	RPI	RPI	RPI	RPI
DIV. I ONLY	16- 11	124	1- 0	112	72	100	100	6	6	
DIV. I NON-CONF.	8- 4	91	1- 0	260	175	155	155	4	4	
TOTALS	RPI 1-25	RPI 26-50	W-L RECORDS	RPI 51-100	RPI 101-150	RPI 150+				
16- 11	0- 1	2- 1	OVERALL	2- 6	5- 2	7- 1				
9- 4	0- 0	1- 0	HOME	1- 4	3- 0	4- 0				
6- 7	0- 1	1- 1	AWAY	1- 2	2- 2	2- 1				
1- 0	0- 0	0- 0	NEUTRAL	0- 0	0- 0	1- 0				
8- 4	0- 0	0- 0	NON-CONFERENCE	0- 2	3- 1	5- 1				
5- 2	0- 0	0- 0	HOME	0- 2	2- 0	3- 0				
2- 2	0- 0	0- 0	AWAY	0- 0	1- 1	1- 1				
1- 0	0- 0	0- 0	NEUTRAL	0- 0	0- 0	1- 0				
8- 7	0- 1	2- 1	CONFERENCE	2- 4	2- 1	2- 0				
4- 2	0- 0	1- 0	HOME	1- 2	1- 0	1- 0				
4- 5	0- 1	1- 1	AWAY	1- 2	1- 1	1- 0				
0- 0	0- 0	0- 0	NEUTRAL	0- 0	0- 0	0- 0				

RPI 1-25			RPI 26-50			RPI 51-100			Team's RPI: 100	RPI 101+		
RPI	S	Opponent	Score	RPI	S	Opponent	Score	RPI	S	Opponent	Score	
11	A	Marquette	46 85	30	A	DePaul	62 88	56	A	Villanova	33 53	109 H Yale 59 42
				50	A	Butler	66 63	56	H	Villanova	67 61	110 H Pepperdine 66 47
				50	H	Butler	74 68	58	H	Quinnipiac	44 48	111 A Creighton 77 63
								87	H	Northeastern	59 65	120 A Boston College 61 57
								93	A	St. John's (NY)	67 66	128 A Penn St. 72 74
								93	H	St. John's (NY)	57 60	131 A Seton Hall 73 79
								96	A	Georgetown	56 61	131 H Seton Hall 82 75
								96	H	Georgetown	52 68	191 A Xavier 63 55
												191 H Xavier 71 58
												225 H Sacred Heart 62 52
												251 H Northern Ky. 48 43
												253 A Rhode Island 65 72
												291 H La Salle 77 47
												315 N Bryant 72 64
												328 A UMass Lowell 71 47
LAST 12 Division I GAMES:												
315	N	Bryant	72 64	56	A	Villanova	33 53					
50	A	Butler	66 63	111	A	Creighton	77 63					
191	A	Xavier	63 55	191	H	Xavier	71 58					
93	H	St. John's (NY)	57 60	50	H	Butler	74 68					
131	H	Seton Hall	82 75	131	A	Seton Hall	73 79					
96	A	Georgetown	56 61	93	A	St. John's (NY)	67 66					

Non-Div I Games:

Providence

■ Loss,
■ Non-Conf,
■ S Site,
■ H Home
■ A Away
N Neutral

Average RPI Win: 141	WON-LOST	WINNING	LAST 10	STRENGTH OF	OPP. STRENGTH	TEAM	ADJ.	CONF.	ADJ CONF.
Average RPI Loss: 68	RECORD	PCT. RANK	GAMES	SCHEDULE	OF SCHEDULE	RPI	RPI	RPI	RPI
DIV. I ONLY	17- 12	128	0- 1	40	55	73	73	4	4
DIV. I NON-CONF.	9- 4	85	0- 0	78	67	70	70	6	6
TOTALS	RPI 1-25	RPI 26-50	W-L RECORDS	RPI 51-100	RPI 101-150	RPI 150+			
17- 12	2- 4	2- 2	OVERALL	2- 3	4- 2	7- 1			
13- 3	2- 1	2- 0	HOME	2- 1	2- 1	5- 0			
3- 7	0- 2	0- 2	AWAY	0- 1	2- 1	1- 1			
1- 2	0- 1	0- 0	NEUTRAL	0- 1	0- 0	1- 0			
9- 4	1- 2	0- 1	NON-CONFERENCE	1- 1	1- 0	6- 0			
7- 1	1- 1	0- 0	HOME	1- 0	1- 0	4- 0			
1- 1	0- 0	0- 1	AWAY	0- 0	0- 0	1- 0			
1- 2	0- 1	0- 0	NEUTRAL	0- 1	0- 0	1- 0			
8- 8	1- 2	2- 1	CONFERENCE	1- 2	3- 2	1- 1			
6- 2	1- 0	2- 0	HOME	1- 1	1- 1	1- 0			
2- 6	0- 2	0- 1	AWAY	0- 1	2- 1	0- 1			
0- 0	0- 0	0- 0	NEUTRAL	0- 0	0- 0	0- 0			

RPI S	Opponent	Score	RPI S	Opponent	Score	RPI S	Opponent	Score	RPI S	Opponent	Score
5 N	UConn	40 86	37 A	Ohio	73 80	78 H	Ohio St.	60 42	102 A	Minnesota	64 53
8 A	Iowa	58 72	44 H	Michigan	71 70	82 A	Nebraska	61 67	102 H	Minnesota	45 65
8 H	Iowa	62 57	46 H	Indiana	56 53	82 H	Nebraska	64 84	118 A	Northwestern	57 54
18 H	Miami (FL)	74 63	48 A	Michigan St.	66 74	91 H	Harvard	66 65	118 H	Northwestern	61 58
20 H	South Carolina	73 82				93 N	St. John's (NY)	62 68	128 A	Penn St.	61 72
25 A	Rutgers	63 65							149 H	Bradley	74 61
									184 A	Wisconsin	69 76
									196 H	Illinois	72 50
									200 N	Ole Miss	70 59
									207 A	Ball St.	80 38
									219 H	Western Ill.	81 60
									231 H	Albany (NY)	53 41
									241 H	Loyola Chicago	65 41
									333 H	Purdue Fort Wayne	78 44
LAST 12 Division I GAMES:											
128 A	Penn St.	61 72	82 H	Nebraska	64 84						
118 H	Northwestern	61 58	8 A	Iowa	58 72						
102 H	Minnesota	45 65	102 A	Minnesota	64 53						
82 A	Nebraska	61 67	46 H	Indiana	56 53						
196 H	Illinois	72 50	25 A	Rutgers	63 65						
48 A	Michigan St.	66 74	118 A	Northwestern	57 54						

Non-Div I Games:

Purdue

■ Loss,
■ Non-Conf,
■ S Site,
■ H Home
■ A Away
N Neutral

Average RPI Win: 270		WON-LOST	WINNING	LAST 10	STRENGTH OF	OPP. STRENGTH	TEAM	ADJ.	CONF.	ADJ CONF.
Average RPI Loss: 188		RECORD	PCT. RANK	GAMES	SCHEDULE	OF SCHEDULE	RPI	RPI	RPI	RPI
DIV. I ONLY		3- 20	334	0- 1	271	239	333	333	19	19
DIV. I NON-CONF.		1- 8	322	0- 0	337	305	347	347	19	19
TOTALS		RPI 1-25	RPI 26-50	W-L RECORDS	RPI 51-100	RPI 101-150	RPI 150+			
3- 20	0- 0		0- 4	OVERALL	0- 1	0- 0	3- 15			
2- 7	0- 0		0- 2	HOME	0- 0	0- 0	2- 5			
1- 13	0- 0		0- 2	AWAY	0- 1	0- 0	1- 10			
0- 0	0- 0		0- 0	NEUTRAL	0- 0	0- 0	0- 0			
1- 8	0- 0		0- 0	NON-CONFERENCE	0- 1	0- 0	1- 7			
0- 3	0- 0		0- 0	HOME	0- 0	0- 0	0- 3			
1- 5	0- 0		0- 0	AWAY	0- 1	0- 0	1- 4			
0- 0	0- 0		0- 0	NEUTRAL	0- 0	0- 0	0- 0			
2- 12	0- 0		0- 4	CONFERENCE	0- 0	0- 0	2- 8			
2- 4	0- 0		0- 2	HOME	0- 0	0- 0	2- 2			
0- 8	0- 0		0- 2	AWAY	0- 0	0- 0	0- 6			
0- 0	0- 0		0- 0	NEUTRAL	0- 0	0- 0	0- 0			

RPI 1-25				RPI 26-50				RPI 51-100				RPI 101+				Team's RPI: 333	
RPI	S	Opponent	Score	RPI	S	Opponent	Score	RPI	S	Opponent	Score	RPI	S	Opponent	Score		
				32	A	South Dakota	51 69	73	A	Purdue	44 78	166	A	Denver	62 82		
				32	H	South Dakota	49 71					166	H	Denver	70 55		
				36	A	South Dakota St.	68 92					174	A	Oral Roberts	56 66		
				36	H	South Dakota St.	52 85					174	H	Oral Roberts	61 72		
												188	H	Eastern Mich.	72 87		
												190	A	Milwaukee	48 70		
												219	A	Western Ill.	59 73		
												219	H	Western Ill.	61 90		
												241	A	Loyola Chicago	67 81		
												243	A	North Dakota	60 79		
												248	H	SIUE	49 57		
												267	A	Western Mich.	61 69		
												285	A	Eastern Ill.	63 72		
												310	H	Valparaiso	64 68		
												312	A	Omaha	61 70		
												312	H	Omaha	56 48		
												320	A	North Dakota St.	54 70		
												332	A	Evansville	72 66		
LAST 12 Division I GAMES:																	
				36	A	South Dakota St.	68 92	166	H	Denver	70 55						
				312	A	Omaha	61 70	312	H	Omaha	56 48						
				166	A	Denver	62 82	219	A	Western Ill.	59 73						
				219	H	Western Ill.	61 90	32	A	South Dakota	51 69						
				32	H	South Dakota	49 71	174	H	Oral Roberts	61 72						
				174	A	Oral Roberts	56 66	36	H	South Dakota St.	52 85						

Non-Div I Games:	Taylor (IN)	84	74	Goshen	86	45	Ind.-Kokomo	87	50
------------------	-------------	----	----	--------	----	----	-------------	----	----

Purdue Fort Wayne

■ Loss, ■ Non-Conf, S Site, H Home A Away N Neutral

Quinnipiac

Through Games Of Feb. 22, 2019

Average RPI Win:	228	WON-LOST	WINNING	LAST 10	STRENGTH OF	OPP. STRENGTH	TEAM	ADJ.	CONF.	ADJ CONF.
Average RPI Loss:	37	RECORD	PCT. RANK	GAMES	SCHEDULE	OF SCHEDULE	RPI	RPI	RPI	RPI
DIV. I ONLY	20- 6	36	1- 0	123	182	58	58	26	26	
DIV. I NON-CONF.	5- 6	177	1- 0	19	10	54	54	27	27	
TOTALS	RPI 1-25	RPI 26-50	W-L RECORDS	RPI 51-100	RPI 101-150	RPI 150+				
20- 6	0- 2	0- 3	OVERALL	3- 1	1- 0	16- 0				
8- 2	0- 2	0- 0	HOME	0- 0	0- 0	8- 0				
11- 2	0- 0	0- 1	AWAY	3- 1	1- 0	7- 0				
1- 2	0- 0	0- 2	NEUTRAL	0- 0	0- 0	1- 0				
5- 6	0- 2	0- 3	NON-CONFERENCE	3- 1	0- 0	2- 0				
1- 2	0- 2	0- 0	HOME	0- 0	0- 0	1- 0				
3- 2	0- 0	0- 1	AWAY	3- 1	0- 0	0- 0				
1- 2	0- 0	0- 2	NEUTRAL	0- 0	0- 0	1- 0				
15- 0	0- 0	0- 0	CONFERENCE	0- 0	1- 0	14- 0				
7- 0	0- 0	0- 0	HOME	0- 0	0- 0	7- 0				
8- 0	0- 0	0- 0	AWAY	0- 0	1- 0	7- 0				
0- 0	0- 0	0- 0	NEUTRAL	0- 0	0- 0	0- 0				

RPI S	Opponent	Score	RPI S	Opponent	Score	RPI S	Opponent	Score	RPI S	Opponent	Score
15	H UCF	45 47	27	N Missouri	51 65	62	A Drexel	56 52	140	A Marist	76 69
24	H Central Mich.	52 67	29	N Texas	55 56	77	A Princeton	42 54	186	A Rider	66 60
			47	A Bucknell	58 75	91	A Harvard	72 67	186	H Rider	72 56
						100	A Providence	48 44	207	N Ball St.	69 66
									222	A Monmouth	58 46
									222	H Monmouth	67 38
									255	A Niagara	96 55
									255	H Niagara	62 42
									265	H Richmond	65 48
									270	H Siena	68 31
									286	A Manhattan	64 39
									287	A Canisius	55 42
									287	H Canisius	68 51
									290	A Fairfield	48 40
									290	H Fairfield	81 36
									326	A Iona	76 39
									338	H Saint Peter's	90 45
LAST 12 Division I GAMES:											
207	N	Ball St.	69	66	255	H	Niagara	62	42		
27	N	Missouri	51	65	186	H	Rider	72	56		
186	A	Rider	66	60	222	A	Monmouth	58	46		
290	A	Fairfield	48	40	326	A	Iona	76	39		
286	A	Manhattan	64	39	270	H	Siena	68	31		
287	H	Canisius	68	51	287	A	Canisius	55	42		

Non-Div I Games:

Quinnipiac

Loss, Non-Conf, S Site, H Home A Away N Neutral

Average RPI Win: 237	WON-LOST	WINNING	LAST 10	STRENGTH OF	OPP. STRENGTH	TEAM	ADJ.	CONF.	ADJ CONF.
Average RPI Loss: 123	RECORD	PCT. RANK	GAMES	SCHEDULE	OF SCHEDULE	RPI	RPI	RPI	RPI
DIV. I ONLY	17- 6	52	1- 0	211	249	95	95	28	28
DIV. I NON-CONF.	5- 5	162	0- 0	109	77	108	108	29	29
TOTALS	RPI 1-25	RPI 26-50	W-L RECORDS	RPI 51-100	RPI 101-150	RPI 150+			
17- 6	0- 1	0- 0	OVERALL	1- 2	3- 1	13- 2			
8- 1	0- 0	0- 0	HOME	0- 0	1- 1	7- 0			
8- 4	0- 1	0- 0	AWAY	1- 1	2- 0	5- 2			
1- 1	0- 0	0- 0	NEUTRAL	0- 1	0- 0	1- 0			
5- 5	0- 1	0- 0	NON-CONFERENCE	1- 2	1- 1	3- 1			
2- 1	0- 0	0- 0	HOME	0- 0	0- 1	2- 0			
2- 3	0- 1	0- 0	AWAY	1- 1	1- 0	0- 1			
1- 1	0- 0	0- 0	NEUTRAL	0- 1	0- 0	1- 0			
12- 1	0- 0	0- 0	CONFERENCE	0- 0	2- 0	10- 1			
6- 0	0- 0	0- 0	HOME	0- 0	1- 0	5- 0			
6- 1	0- 0	0- 0	AWAY	0- 0	1- 0	5- 1			
0- 0	0- 0	0- 0	NEUTRAL	0- 0	0- 0	0- 0			

RPI 1-25				RPI 26-50				RPI 51-100 Team's RPI: 95				RPI 101+			
RPI	S	Opponent	Score	RPI	S	Opponent	Score	RPI	S	Opponent	Score	RPI	S	Opponent	Score
10	A	NC State	58 75					59	A	Virginia Tech	44 55	105	A	Virginia	57 44
								82	N	Nebraska	39 77	126	A	High Point	84 79
								98	A	VCU	54 49	126	H	High Point	80 58
												142	H	Morehead St.	72 79
												165	N	Temple	56 50
												178	H	UNC Asheville	60 46
												206	A	Hampton	54 68
												224	A	Campbell	56 52
												233	H	Gardner-Webb	79 69
												240	A	Mt. St. Mary's	77 89
												258	H	ETSU	79 64
												281	A	Winthrop	79 57
												281	H	Winthrop	70 49
												301	A	Charleston So.	67 41
												308	H	South Carolina St.	61 31
												331	H	Presbyterian	59 49
												336	A	Longwood	68 34
												336	H	Longwood	81 52
												344	A	USC Upstate	82 41
LAST 12 Division I GAMES:															
281	A	Winthrop	79 57	331	H	Presbyterian	59 49								
336	H	Longwood	81 52	336	A	Longwood	68 34								
126	A	High Point	84 79	301	A	Charleston So.	67 41								
233	H	Gardner-Webb	79 69	281	H	Winthrop	70 49								
344	A	USC Upstate	82 41	206	A	Hampton	54 68								
224	A	Campbell	56 52	126	H	High Point	80 58								

Non-Div I Games: Shepherd 60 46

Radford

■ Loss,
 ■ Non-Conf, S Site,
 ■ Home
 ■ Away
 N Neutral

Rhode Island

Through Games Of Feb. 22, 2019

Average RPI Win:	221	WON-LOST	WINNING	LAST 10	STRENGTH OF	OPP. STRENGTH	TEAM	ADJ.	CONF.	ADJ CONF.
Average RPI Loss:	150	RECORD	PCT. RANK	GAMES	SCHEDULE	OF SCHEDULE	RPI	RPI	RPI	RPI
DIV. I ONLY	7- 18	284	1- 0	154	177	253	253	17	17	
DIV. I NON-CONF.	5- 7	206	1- 0	71	197	158	158	16	16	
TOTALS	RPI 1-25	RPI 26-50	W-L RECORDS	RPI 51-100	RPI 101-150	RPI 150+				
7- 18	0- 1	0- 1	OVERALL	1- 2	0- 6	6- 8				
3- 9	0- 0	0- 0	HOME	1- 1	0- 5	2- 3				
4- 9	0- 1	0- 1	AWAY	0- 1	0- 1	4- 5				
0- 0	0- 0	0- 0	NEUTRAL	0- 0	0- 0	0- 0				
5- 7	0- 1	0- 1	NON-CONFERENCE	1- 1	0- 3	4- 1				
3- 3	0- 0	0- 0	HOME	1- 1	0- 2	2- 0				
2- 4	0- 1	0- 1	AWAY	0- 0	0- 1	2- 1				
0- 0	0- 0	0- 0	NEUTRAL	0- 0	0- 0	0- 0				
2- 11	0- 0	0- 0	CONFERENCE	0- 1	0- 3	2- 7				
0- 6	0- 0	0- 0	HOME	0- 0	0- 3	0- 3				
2- 5	0- 0	0- 0	AWAY	0- 1	0- 0	2- 4				
0- 0	0- 0	0- 0	NEUTRAL	0- 0	0- 0	0- 0				

RPI 1-25				RPI 26-50				RPI 51-100				RPI 101+ Team's RPI: 253			
RPI	S	Opponent	Score	RPI	S	Opponent	Score	RPI	S	Opponent	Score	RPI	S	Opponent	Score
19	A	Kentucky	52 75	49	A	Clemson	67 80	91	H	Harvard	47 80	102	A	Minnesota	71 91
								98	A	VCU	39 74	112	H	Hartford	51 65
								100	H	Providence	72 65	113	H	Dayton	62 74
												119	H	Fordham	38 56
												120	H	Boston College	64 88
												141	H	Davidson	67 77
												152	H	Duquesne	58 75
												185	A	Saint Louis	68 56
												192	H	George Washington	59 64
												203	A	Holy Cross	65 73
												209	A	Robert Morris	46 41
												211	A	George Mason	69 75
												229	A	Massachusetts	34 56
												230	A	St. Bonaventure	61 62
												230	H	St. Bonaventure	68 84
												243	H	North Dakota	77 63
												265	A	Richmond	66 60
												269	H	Brown	72 67
												276	A	Vermont	61 58
												291	A	La Salle	71 77
LAST 12 Division I GAMES:															
269	H	Brown	72 67	230	H	St. Bonaventure	68 84								
230	A	St. Bonaventure	61 62	211	A	George Mason	69 75								
152	H	Duquesne	58 75	119	H	Fordham	38 56								
229	A	Massachusetts	34 56	98	A	VCU	39 74								
291	A	La Salle	71 77	185	A	Saint Louis	68 56								
113	H	Dayton	62 74	141	H	Davidson	67 77								

Non-Div I Games:

Rhode Island

■ Loss,
 ■ Non-Conf,
 ■ S Site,
 ■ H Home
 ■ A Away
 N Neutral

Average RPI Win:	198	WON-LOST	WINNING	LAST 10	STRENGTH OF	OPP. STRENGTH	TEAM	ADJ.	CONF.	ADJ CONF.
Average RPI Loss:	25	RECORD	PCT. RANK	GAMES	SCHEDULE	OF SCHEDULE	RPI	RPI	RPI	RPI
DIV. I ONLY	22- 3	10	1- 0	183	111	35	35	14	14	
DIV. I NON-CONF.	9- 3	61	0- 0	206	62	69	69	17	17	
TOTALS	RPI 1-25	RPI 26-50	W-L RECORDS	RPI 51-100	RPI 101-150	RPI 150+				
22- 3	0- 1	0- 2	OVERALL	3- 0	4- 0	15- 0				
12- 0	0- 0	0- 0	HOME	1- 0	2- 0	9- 0				
9- 2	0- 1	0- 1	AWAY	2- 0	2- 0	5- 0				
1- 1	0- 0	0- 1	NEUTRAL	0- 0	0- 0	1- 0				
9- 3	0- 1	0- 2	NON-CONFERENCE	1- 0	1- 0	7- 0				
5- 0	0- 0	0- 0	HOME	0- 0	1- 0	4- 0				
3- 2	0- 1	0- 1	AWAY	1- 0	0- 0	2- 0				
1- 1	0- 0	0- 1	NEUTRAL	0- 0	0- 0	1- 0				
13- 0	0- 0	0- 0	CONFERENCE	2- 0	3- 0	8- 0				
7- 0	0- 0	0- 0	HOME	1- 0	1- 0	5- 0				
6- 0	0- 0	0- 0	AWAY	1- 0	2- 0	3- 0				
0- 0	0- 0	0- 0	NEUTRAL	0- 0	0- 0	0- 0				

RPI 1-25				RPI 26-50				Team's RPI: 35				RPI 51-100				RPI 101+			
RPI	S	Opponent	Score	RPI	S	Opponent	Score	RPI	S	Opponent	Score	RPI	S	Opponent	Score	RPI	S	Opponent	Score
17	A	Texas A&M	54 65	28	N	North Carolina	50 71	60	A	Little Rock	79 65	114	A	UAB	55 43				
				31	A	UCLA	50 59	64	A	Middle Tenn.	60 47	123	H	Georgia St.	66 49				
								75	H	Old Dominion	48 42	127	A	Western Ky.	68 46				
												133	H	Charlotte	61 51				
												167	A	Louisiana Tech	61 51				
												176	N	Coastal Caro.	56 52				
												177	H	North Texas	64 52				
												183	A	Southern Miss.	58 47				
												194	A	Marshall	79 67				
												196	A	Prairie View	68 58				
												227	H	SMU	66 52				
												234	H	Texas Southern	76 71				
												277	H	UTEP	76 42				
												296	H	New Orleans	67 56				
												297	H	Fla. Atlantic	63 35				
												300	H	UTSA	85 54				
												305	A	Incarinate Word	74 63				
												312	H	FIU	76 44				
												314	H	McNeese	93 65				
LAST 12 Division I GAMES:																			
297	H	Fla. Atlantic	63 35	114	A	UAB	55 43												
312	H	FIU	76 44	64	A	Middle Tenn.	60 47												
194	A	Marshall	79 67	177	H	North Texas	64 52												
127	A	Western Ky.	68 46	277	H	UTEP	76 42												
75	H	Old Dominion	48 42	300	H	UTSA	85 54												
133	H	Charlotte	61 51	167	A	Louisiana Tech	61 51												

Non-Div I Games:

Rice

■ Loss,
■ Non-Conf, S Site,
■ Home
■ Away
N Neutral

Average RPI Win:	246	WON-LOST	WINNING	LAST 10	STRENGTH OF	OPP. STRENGTH	TEAM	ADJ.	CONF.	ADJ CONF.
Average RPI Loss:	135	RECORD	PCT. RANK	GAMES	SCHEDULE	OF SCHEDULE	RPI	RPI	RPI	RPI
DIV. I ONLY	7- 19	291	0- 1	133	161	265	265	17	17	
DIV. I NON-CONF.	3- 10	278	0- 0	111	108	269	269	16	16	
TOTALS	RPI 1-25	RPI 26-50	W-L RECORDS	RPI 51-100	RPI 101-150	RPI 150+				
7- 19	0- 1	0- 1	OVERALL	0- 6	0- 4	7- 7				
6- 7	0- 0	0- 1	HOME	0- 3	0- 0	6- 3				
1- 11	0- 1	0- 0	AWAY	0- 2	0- 4	1- 4				
0- 1	0- 0	0- 0	NEUTRAL	0- 1	0- 0	0- 0				
3- 10	0- 1	0- 1	NON-CONFERENCE	0- 4	0- 1	3- 3				
3- 4	0- 0	0- 1	HOME	0- 2	0- 0	3- 1				
0- 5	0- 1	0- 0	AWAY	0- 1	0- 1	0- 2				
0- 1	0- 0	0- 0	NEUTRAL	0- 1	0- 0	0- 0				
4- 9	0- 0	0- 0	CONFERENCE	0- 2	0- 3	4- 4				
3- 3	0- 0	0- 0	HOME	0- 1	0- 0	3- 2				
1- 6	0- 0	0- 0	AWAY	0- 1	0- 3	1- 2				
0- 0	0- 0	0- 0	NEUTRAL	0- 0	0- 0	0- 0				

RPI	S	Opponent	Score	RPI	S	Opponent	Score	RPI	S	Opponent	Score	RPI	S	Opponent	Score	Team's RPI: 265
15	A	UCF	48 70	37	H	Ohio	58 109	58	A	Quinnipiac	48 65	113	A	Dayton	50 71	
								59	N	Virginia Tech	57 85	115	A	Wake Forest	48 62	
								62	H	Drexel	35 58	119	A	Fordham	48 60	
								96	H	Georgetown	53 73	141	A	Davidson	55 78	
								98	A	VCU	37 58	152	A	Duquesne	54 80	
								98	H	VCU	43 68	171	A	William & Mary	55 65	
												182	H	UMES	57 55	
												185	A	Saint Louis	48 78	
												211	H	George Mason	52 67	
												229	H	Massachusetts	62 58	
												230	H	St. Bonaventure	57 49	
												235	H	Howard	67 60	
												242	H	Saint Joseph's	46 45	
												253	H	Rhode Island	60 66	
												290	H	Fairfield	40 58	
												291	A	La Salle	74 60	
												297	A	Fla. Atlantic	55 69	
												311	H	UNC Greensboro	59 48	
LAST 12 Division I GAMES:																
211	H	George Mason	52 67	291	A	La Salle	74 60									
185	A	Saint Louis	48 78	242	H	Saint Joseph's	46 45									
230	H	St. Bonaventure	57 49	152	A	Duquesne	54 80									
98	A	VCU	37 58	141	A	Davidson	55 78									
113	A	Dayton	50 71	98	H	VCU	43 68									
229	H	Massachusetts	62 58	119	A	Fordham	48 60									

Non-Div I Games:

Richmond

■ Loss,
 ■ Non-Conf, S Site,
 ■ Home
 ■ Away
 N Neutral

Average RPI Win: 264	WON-LOST	WINNING	LAST 10	STRENGTH OF	OPP. STRENGTH	TEAM	ADJ.	CONF.	ADJ CONF.
Average RPI Loss: 158	RECORD	PCT. RANK	GAMES	SCHEDULE	OF SCHEDULE	RPI	RPI	RPI	RPI
DIV. I ONLY	15- 11	132	0- 1	260	259	186	186	26	26
DIV. I NON-CONF.	4- 7	228	0- 1	224	216	249	249	27	27
TOTALS	RPI 1-25	RPI 26-50	W-L RECORDS	RPI 51-100	RPI 101-150	RPI 150+			
15- 11	0- 0	0- 1	OVERALL	0- 4	2- 1	13- 5			
7- 6	0- 0	0- 0	HOME	0- 3	1- 0	6- 3			
8- 4	0- 0	0- 1	AWAY	0- 1	1- 0	7- 2			
0- 1	0- 0	0- 0	NEUTRAL	0- 0	0- 1	0- 0			
4- 7	0- 0	0- 1	NON-CONFERENCE	0- 2	0- 1	4- 3			
2- 3	0- 0	0- 0	HOME	0- 2	0- 0	2- 1			
2- 3	0- 0	0- 1	AWAY	0- 0	0- 0	2- 2			
0- 1	0- 0	0- 0	NEUTRAL	0- 0	0- 1	0- 0			
11- 4	0- 0	0- 0	CONFERENCE	0- 2	2- 0	9- 2			
5- 3	0- 0	0- 0	HOME	0- 1	1- 0	4- 2			
6- 1	0- 0	0- 0	AWAY	0- 1	1- 0	5- 0			
0- 0	0- 0	0- 0	NEUTRAL	0- 0	0- 0	0- 0			

RPI S	Opponent	Score	RPI S	Opponent	Score	RPI S	Opponent	Score	RPI S	Opponent	Score	Team's RPI: 186
47	A Bucknell	59 80	58	A Quinnipiac	56 72	120	N Boston College	61 112				
			58	H Quinnipiac	60 66	140	A Marist	68 58				
			77	H Princeton	65 89	140	H Marist	70 64				
			96	H Georgetown	49 79	203	A Holy Cross	61 71				
						222	A Monmouth	55 43				
						222	H Monmouth	65 50				
						232	H Navy	60 66				
						240	H Mt. St. Mary's	85 67				
						242	A Saint Joseph's	56 54				
						262	A Binghamton	62 57				
						270	A Siena	55 52				
						276	A Vermont	49 54				
						286	A Manhattan	73 63				
						286	H Manhattan	57 60				
						287	H Canisius	49 62				
						290	H Fairfield	62 59				
						323	H NJIT	67 46				
						326	A Iona	66 58				
						326	H Iona	75 64				
						338	A Saint Peter's	78 43				
						338	H Saint Peter's	60 38				
LAST 12 Division I GAMES:												
120	N Boston College	61 112	222	H Monmouth	65 50							
58	H Quinnipiac	60 66	58	A Quinnipiac	56 72							
286	H Manhattan	57 60	140	A Marist	68 58							
338	A Saint Peter's	78 43	287	H Canisius	49 62							
326	H Iona	75 64	286	A Manhattan	73 63							
140	H Marist	70 64	338	H Saint Peter's	60 38							

Non-Div I Games:

Rider

■ Loss,
■ Non-Conf,
■ S Site,
■ H Home
■ A Away
N Neutral

Robert Morris

Through Games Of Feb. 22, 2019

Average RPI Win:	299	WON-LOST	WINNING	LAST 10	STRENGTH OF	OPP. STRENGTH	TEAM	ADJ.	CONF.	ADJ CONF.
Average RPI Loss:	143	RECORD	PCT. RANK	GAMES	SCHEDULE	OF SCHEDULE	RPI	RPI	RPI	RPI
DIV. I ONLY	14- 9	114	0- 1	324	291	209	209	31	31	
DIV. I NON-CONF.	2- 8	293	0- 1	256	81	322	322	31	31	
TOTALS	RPI 1-25	RPI 26-50	W-L RECORDS	RPI 51-100	RPI 101-150	RPI 150+				
14- 9	0- 1	0- 1	OVERALL	0- 1	0- 2	14- 4				
8- 3	0- 0	0- 1	HOME	0- 1	0- 0	8- 1				
6- 5	0- 1	0- 0	AWAY	0- 0	0- 2	6- 2				
0- 1	0- 0	0- 0	NEUTRAL	0- 0	0- 0	0- 1				
2- 8	0- 1	0- 1	NON-CONFERENCE	0- 1	0- 2	2- 3				
2- 3	0- 0	0- 1	HOME	0- 1	0- 0	2- 1				
0- 4	0- 1	0- 0	AWAY	0- 0	0- 2	0- 1				
0- 1	0- 0	0- 0	NEUTRAL	0- 0	0- 0	0- 1				
12- 1	0- 0	0- 0	CONFERENCE	0- 0	0- 0	12- 1				
6- 0	0- 0	0- 0	HOME	0- 0	0- 0	6- 0				
6- 1	0- 0	0- 0	AWAY	0- 0	0- 0	6- 1				
0- 0	0- 0	0- 0	NEUTRAL	0- 0	0- 0	0- 0				

RPI 1-25				RPI 26-50				RPI 51-100				RPI 101+ Team's RPI: 209			
RPI	S	Opponent	Score	RPI	S	Opponent	Score	RPI	S	Opponent	Score	RPI	S	Opponent	Score
8	A	Iowa	63 92	39	H	James Madison	36 59	79	H	Kent St.	46 54	101	A	Loyola Marymount	53 61
												122	A	Youngstown St.	59 69
												216	A	Saint Francis (PA)	66 60
												221	A	Bowling Green	60 61
												225	H	Sacred Heart	64 46
												227	N	SMU	55 60
												240	A	Mt. St. Mary's	55 61
												240	H	Mt. St. Mary's	70 58
												253	H	Rhode Island	41 46
												263	A	St. Francis Brooklyn	75 56
												291	H	La Salle	67 39
												303	H	Wagner	69 46
												315	A	Bryant	60 57
												315	H	Bryant	59 56
												316	A	Central Conn. St.	64 57
												316	H	Central Conn. St.	60 40
												343	H	Delaware St.	64 63
												345	A	Fairleigh Dickinson	63 43
												345	H	Fairleigh Dickinson	71 49
												350	A	LIU Brooklyn	89 37
LAST 12 Division I GAMES:															
101	A	Loyola Marymount	53 61	225	H	Sacred Heart	64 46								
216	A	Saint Francis (PA)	66 60	303	H	Wagner	69 46								
240	A	Mt. St. Mary's	55 61	316	A	Central Conn. St.	64 57								
316	H	Central Conn. St.	60 40	315	A	Bryant	60 57								
315	H	Bryant	59 56	350	A	LIU Brooklyn	89 37								
345	A	Fairleigh Dickinson	63 43	263	A	St. Francis Brooklyn	75 56								

Non-Div I Games: Pitt.-Johnstown 73 53

Robert Morris

■ Loss,
 ■ Non-Conf,
 ■ S Site,
 ■ H Home
 ■ A Away
 N Neutral

Through Games of Feb. 11, 1919										
Average RPI Win: 138		WON-LOST	WINNING	LAST 10	STRENGTH OF	OPP. STRENGTH	TEAM	ADJ.	CONF.	ADJ CONF.
Average RPI Loss: 43		RECORD	PCT. RANK	GAMES	SCHEDULE	OF SCHEDULE	RPI	RPI	RPI	RPI
DIV. I ONLY		18- 8	74	1- 0	28	56	25	25	4	4
DIV. I NON-CONF.		8- 3	72	1- 1	80	127	52	52	6	6

TOTALS	RPI 1-25		RPI 26-50		W-L RECORDS	RPI 51-100	RPI 101-150		RPI 150+	
18- 8	1- 4		3- 1		OVERALL	4- 2	3- 1		7- 0	
11- 2	0- 1		2- 0		HOME	2- 1	2- 0		5- 0	
6- 4	1- 1		1- 1		AWAY	2- 1	1- 1		1- 0	
1- 2	0- 2		0- 0		NEUTRAL	0- 0	0- 0		1- 0	
8- 3	0- 2		0- 0		NON-CONFERENCE	2- 1	0- 0		6- 0	
6- 0	0- 0		0- 0		HOME	1- 0	0- 0		5- 0	
1- 1	0- 0		0- 0		AWAY	1- 1	0- 0		0- 0	
1- 2	0- 2		0- 0		NEUTRAL	0- 0	0- 0		1- 0	
10- 5	1- 2		3- 1		CONFERENCE	2- 1	3- 1		1- 0	
5- 2	0- 1		2- 0		HOME	1- 1	2- 0		0- 0	
5- 3	1- 1		1- 1		AWAY	1- 0	1- 1		1- 0	
0- 0	0- 0		0- 0		NEUTRAL	0- 0	0- 0		0- 0	

RPI	S	Opponent	Score	RPI	S	Opponent	Score	RPI	S	Opponent	Score	RPI	S	Opponent	Score
8	A	Iowa	66 72	44	A	Michigan	76 86	59	A	Virginia Tech	51 67	102	A	Minnesota	46 60
13	N	Gonzaga	40 57	46	A	Indiana	69 61	66	H	LSU	57 43	118	H	Northwestern	45 41
14	A	Maryland	73 65	46	H	Indiana	69 64	73	H	Purdue	65 63	128	A	Penn St.	69 61
14	H	Maryland	48 62	48	H	Michigan St.	76 62	78	H	Ohio St.	39 59	128	H	Penn St.	74 61
23	N	Drake	59 69					82	A	Nebraska	62 56	154	H	Stony Brook	61 47
								91	A	Harvard	60 49	196	A	Illinois	71 60
												216	H	Saint Francis (PA)	96 52
												231	H	Albany (NY)	65 39
												258	N	ETSU	68 44
												269	H	Brown	73 52
												316	H	Central Conn. St.	73 44
LAST 12 Division I GAMES:															
258	N	ETSU	68 44	102	A	Minnesota	46 60								
13	N	Gonzaga	40 57	46	H	Indiana	69 64								
44	A	Michigan	76 86	128	A	Penn St.	69 61								
46	A	Indiana	69 61	8	A	Iowa	66 72								
78	H	Ohio St.	39 59	48	H	Michigan St.	76 62								
14	H	Maryland	48 62	73	H	Purdue	65 63								

Non-Div I Games:

Rutgers

■ Loss,
 ■ Non-Conf,
 ■ S Site,
 ■ H Home
 ■ A Away
 N Neutral

SFA										
Average RPI Win:	235	WON-LOST	WINNING	LAST 10	STRENGTH OF	OPP. STRENGTH	TEAM	ADJ.	CONF.	ADJ CONF.
Average RPI Loss:	114	RECORD	PCT. RANK	GAMES	SCHEDULE	OF SCHEDULE	RPI	RPI	RPI	RPI
DIV. I ONLY	18- 4	20	0- 1	249	261	76	76	25	25	
DIV. I NON-CONF.	6- 3	91	0- 1	94	151	63	63	23	23	
TOTALS	RPI 1-25	RPI 26-50	W-L RECORDS	RPI 51-100	RPI 101-150	RPI 150+				
18- 4	0- 1	0- 0	OVERALL	1- 1	2- 1	15- 1				
10- 0	0- 0	0- 0	HOME	1- 0	2- 0	7- 0				
7- 4	0- 1	0- 0	AWAY	0- 1	0- 1	7- 1				
1- 0	0- 0	0- 0	NEUTRAL	0- 0	0- 0	1- 0				
6- 3	0- 1	0- 0	NON-CONFERENCE	0- 1	2- 1	4- 0				
5- 0	0- 0	0- 0	HOME	0- 0	2- 0	3- 0				
0- 3	0- 1	0- 0	AWAY	0- 1	0- 1	0- 0				
1- 0	0- 0	0- 0	NEUTRAL	0- 0	0- 0	1- 0				
12- 1	0- 0	0- 0	CONFERENCE	1- 0	0- 0	11- 1				
5- 0	0- 0	0- 0	HOME	1- 0	0- 0	4- 0				
7- 1	0- 0	0- 0	AWAY	0- 0	0- 0	7- 1				
0- 0	0- 0	0- 0	NEUTRAL	0- 0	0- 0	0- 0				

RPI 1-25				RPI 26-50				RPI 51-100 Team's RPI: 76				RPI 101+			
RPI	S	Opponent	Score	RPI	S	Opponent	Score	RPI	S	Opponent	Score	RPI	S	Opponent	Score
18	A	Miami (FL)	60 81					54	A	New Mexico	33 74	109	H	Yale	67 57
								67	H	Lamar University	70 58	135	A	Texas Tech	69 77
												147	H	Montana St.	60 53
												159	H	Tulsa	76 34
												164	A	Abilene Christian	71 55
												173	H	Nicholls St.	70 62
												179	A	Sam Houston St.	78 68
												206	N	Hampton	70 68
												234	H	Texas Southern	74 55
												250	A	A&M-Corpus Christi	44 46
												282	A	Central Ark.	59 53
												296	H	New Orleans	97 38
												302	H	Morgan St.	69 42
												305	A	Incarnate Word	66 56
												307	A	Southeastern La.	62 51
												314	A	McNeese	97 48
												324	A	Northwestern St.	87 67
												324	H	Northwestern St.	84 56
												341	H	Houston Baptist	65 53
LAST 12 Division I GAMES:															
54	A	New Mexico	33 74	341	H	Houston Baptist	65 53								
109	H	Yale	67 57	179	A	Sam Houston St.	78 68								
250	A	A&M-Corpus Christi	44 46	282	A	Central Ark.	59 53								
324	A	Northwestern St.	87 67	164	A	Abilene Christian	71 55								
314	A	McNeese	97 48	305	A	Incarnate Word	66 56								
67	H	Lamar University	70 58	296	H	New Orleans	97 38								

Non-Div I Games: Wiley 97 38 Cameron 86 59 Our Lady of the Lak93 77

SFA

Loss, Non-Conf, S Site, H Home A Away N Neutral

Average RPI Win:	280	WON-LOST	WINNING	LAST 10	STRENGTH OF	OPP. STRENGTH	TEAM	ADJ.	CONF.	ADJ CONF.
Average RPI Loss:	177	RECORD	PCT. RANK	GAMES	SCHEDULE	OF SCHEDULE	RPI	RPI	RPI	RPI
DIV. I ONLY	11- 14	212	1- 0	316	274	248	248	21	21	
DIV. I NON-CONF.	4- 6	212	0- 0	312	262	233	233	21	21	
TOTALS	RPI 1-25	RPI 26-50	W-L RECORDS	RPI 51-100	RPI 101-150	RPI 150+				
11- 14	0- 0	0- 1	OVERALL	0- 1	0- 4	11- 8				
5- 3	0- 0	0- 0	HOME	0- 0	0- 2	5- 1				
6- 10	0- 0	0- 1	AWAY	0- 0	0- 2	6- 7				
0- 1	0- 0	0- 0	NEUTRAL	0- 1	0- 0	0- 0				
4- 6	0- 0	0- 1	NON-CONFERENCE	0- 1	0- 0	4- 4				
1- 0	0- 0	0- 0	HOME	0- 0	0- 0	1- 0				
3- 5	0- 0	0- 1	AWAY	0- 0	0- 0	3- 4				
0- 1	0- 0	0- 0	NEUTRAL	0- 1	0- 0	0- 0				
7- 8	0- 0	0- 0	CONFERENCE	0- 0	0- 4	7- 4				
4- 3	0- 0	0- 0	HOME	0- 0	0- 2	4- 1				
3- 5	0- 0	0- 0	AWAY	0- 0	0- 2	3- 3				
0- 0	0- 0	0- 0	NEUTRAL	0- 0	0- 0	0- 0				

RPI 1-25			RPI 26-50			RPI 51-100			RPI 101+			Team's RPI: 248
RPI	S	Opponent	Score	RPI	S	Opponent	Score	RPI	S	Opponent	Score	
27	A	Missouri	36 59	69	N	Missouri St.	65 68	136	A	UT Martin	55 68	
								136	H	UT Martin	48 75	
								138	A	Tennessee Tech	55 79	
								142	H	Morehead St.	67 73	
								155	H	Illinois St.	68 61	
								185	A	Saint Louis	56 63	
								193	A	Jacksonville St.	51 47	
								196	A	Illinois	57 74	
								220	A	Southeast Mo. St.	58 63	
								220	H	Southeast Mo. St.	52 62	
								241	A	Loyola Chicago	43 56	
								249	A	UMKC	75 80	
								252	A	Austin Peay	65 77	
								252	H	Austin Peay	69 68	
								271	A	Murray St.	75 81	
								271	H	Murray St.	71 54	
								285	A	Eastern Ill.	65 56	
								285	H	Eastern Ill.	78 62	
								299	A	Tennessee St.	66 55	
								325	H	Eastern Ky.	74 55	
								332	A	Evansville	54 45	
								333	A	Purdue Fort Wayne	57 49	
								349	A	Chicago St.	82 66	
LAST 12 Division I GAMES:												
299	A	Tennessee St.	66 55	142	H	Morehead St.	67 73					
136	H	UT Martin	48 75	136	A	UT Martin	55 68					
285	H	Eastern Ill.	78 62	220	A	Southeast Mo. St.	58 63					
271	A	Murray St.	75 81	271	H	Murray St.	71 54					
252	A	Austin Peay	65 77	252	H	Austin Peay	69 68					
325	H	Eastern Ky.	74 55	193	A	Jacksonville St.	51 47					

Non-Div I Games: McKendree 64 63

SIUE

■ Loss,
 ■ Non-Conf,
 ■ S Site,
 ■ Home
 ■ A Away
 N Neutral

SMU				STRENGTH OF SCHEDULE	OPP. STRENGTH OF SCHEDULE	TEAM RPI	ADJ. RPI	CONF. RPI	ADJ CONF. RPI
Average RPI Win:	231	WON-LOST RECORD	WINNING PCT. RANK						
Average RPI Loss:	115		LAST 10 GAMES						
DIV. I ONLY	9- 17	260	1- 0	107	135	227	227	9	9
DIV. I NON-CONF.	6- 7	172	1- 0	187	278	232	232	9	9

TOTALS	RPI 1-25	RPI 26-50	W-L RECORDS	RPI 51-100	RPI 101-150	RPI 150+			
9- 17	0- 3	0- 2	OVERALL	0- 4	1- 3	8- 5			
7- 8	0- 1	0- 0	HOME	0- 2	1- 2	6- 3			
0- 9	0- 2	0- 2	AWAY	0- 2	0- 1	0- 2			
2- 0	0- 0	0- 0	NEUTRAL	0- 0	0- 0	2- 0			
6- 7	0- 0	0- 2	NON-CONFERENCE	0- 1	0- 2	6- 2			
4- 4	0- 0	0- 0	HOME	0- 1	0- 1	4- 2			
0- 3	0- 0	0- 2	AWAY	0- 0	0- 1	0- 0			
2- 0	0- 0	0- 0	NEUTRAL	0- 0	0- 0	2- 0			
3- 10	0- 3	0- 0	CONFERENCE	0- 3	1- 1	2- 3			
3- 4	0- 1	0- 0	HOME	0- 1	1- 1	2- 1			
0- 6	0- 2	0- 0	AWAY	0- 2	0- 0	0- 2			
0- 0	0- 0	0- 0	NEUTRAL	0- 0	0- 0	0- 0			

RPI 1-25				RPI 26-50				RPI 51-100				RPI 101+ Team's RPI: 227			
RPI	S	Opponent	Score	RPI	S	Opponent	Score	RPI	S	Opponent	Score	RPI	S	Opponent	Score
5	A	UConn	39 79	34	A	TCU	63 65	88	A	Cincinnati	57 69	115	A	Northern Colo.	57 58
15	A	UCF	43 55	35	A	Rice	52 66	94	H	UT Arlington	41 66	130	H	South Fla.	46 44
15	H	UCF	54 66					99	A	Houston	68 69	134	H	Alabama	61 62
								99	H	Houston	61 72	150	H	Tulane	43 61
												151	H	Oklahoma	61 77
												159	A	Tulsa	35 49
												165	H	Temple	53 52
												177	H	North Texas	73 66
												209	N	Robert Morris	60 55
												213	H	East Carolina	54 64
												239	N	Northern Ariz.	55 48
												247	A	Wichita St.	42 53
												247	H	Wichita St.	78 50
												264	H	CSU Bakersfield	49 43
												307	H	Southeastern La.	62 63
												317	H	La.-Monroe	49 38
												329	H	Mississippi Val.	62 47
LAST 12 Division I GAMES:															
239	N	Northern Ariz.	55 48	99	A	Houston	68 69	130	H	South Fla.	46 44	5	A	UConn	39 79
165	H	Temple	53 52	130	H	South Fla.	46 44	15	A	UCF	43 55	247	H	Wichita St.	78 50
247	A	Wichita St.	42 53	5	A	UConn	39 79	247	H	Wichita St.	78 50	150	H	Tulane	43 61
213	H	East Carolina	54 64	15	A	UCF	43 55								
15	H	UCF	54 66												
159	A	Tulsa	35 49												

Non-Div I Games:

SMU

■ Loss,
 ■ Non-Conf,
 ■ S Site,
 ■ H Home
 ■ A Away
 N Neutral

Average RPI Win:	263	WON-LOST	WINNING	LAST 10	STRENGTH OF	OPP. STRENGTH	TEAM	ADJ.	CONF.	ADJ CONF.
Average RPI Loss:	128	RECORD	PCT. RANK	GAMES	SCHEDULE	OF SCHEDULE	RPI	RPI	RPI	RPI
DIV. I ONLY	9- 13	232	1- 0	228	187	236	236	16	16	
DIV. I NON-CONF.	3- 4	199	1- 0	161	249	215	215	12	12	
TOTALS	RPI 1-25	RPI 26-50	W-L RECORDS	RPI 51-100	RPI 101-150	RPI 150+				
9- 13	0- 0	0- 0	OVERALL	0- 5	0- 5	9- 3				
4- 6	0- 0	0- 0	HOME	0- 2	0- 2	4- 2				
3- 6	0- 0	0- 0	AWAY	0- 3	0- 2	3- 1				
2- 1	0- 0	0- 0	NEUTRAL	0- 0	0- 1	2- 0				
3- 4	0- 0	0- 0	NON-CONFERENCE	0- 2	0- 1	3- 1				
1- 2	0- 0	0- 0	HOME	0- 1	0- 0	1- 1				
0- 1	0- 0	0- 0	AWAY	0- 1	0- 0	0- 0				
2- 1	0- 0	0- 0	NEUTRAL	0- 0	0- 1	2- 0				
6- 9	0- 0	0- 0	CONFERENCE	0- 3	0- 4	6- 2				
3- 4	0- 0	0- 0	HOME	0- 1	0- 2	3- 1				
3- 5	0- 0	0- 0	AWAY	0- 2	0- 2	3- 1				
0- 0	0- 0	0- 0	NEUTRAL	0- 0	0- 0	0- 0				

RPI S	Opponent	Score	RPI S	Opponent	Score	RPI S	Opponent	Score	RPI S	Opponent	Score	Team's RPI: 236
						54	A New Mexico	53 85	110	N Pepperdine	97 113	
						83	H UC Davis	60 109	115	A Northern Colo.	69 82	
						84	A Idaho St.	43 73	115	H Northern Colo.	61 71	
						84	H Idaho St.	42 56	129	A Portland St.	58 74	
						86	A Idaho	66 104	147	H Montana St.	53 69	
									156	H Montana	86 88	
									187	A Eastern Wash.	73 70	
									196	N Illinois	109 107	
									206	N Hampton	65 61	
									239	A Northern Ariz.	69 71	
									239	H Northern Ariz.	65 61	
									257	H San Francisco	75 86	
									288	A Southern Utah	75 69	
									288	H Southern Utah	77 76	
									319	H Cal Poly	88 85	
									321	A Weber St.	78 69	
									321	H Weber St.	77 62	
LAST 12 Division I GAMES:												
			206	N Hampton	65 61				321	H Weber St.	77 62	
			321	A Weber St.	78 69				84	H Idaho St.	42 56	
			239	A Northern Ariz.	69 71				187	A Eastern Wash.	73 70	
			288	A Southern Utah	75 69				86	A Idaho	66 104	
			115	H Northern Colo.	61 71				288	H Southern Utah	77 76	
			129	A Portland St.	58 74				239	H Northern Ariz.	65 61	

Non-Div I Games: Antelope Valley 86 80

Sacramento St.

Sacred Heart

Through Games Of Feb. 22, 2019

Average RPI Win:	297	WON-LOST	WINNING	LAST 10	STRENGTH OF	OPP. STRENGTH	TEAM	ADJ.	CONF.	ADJ CONF.
Average RPI Loss:	195	RECORD	PCT. RANK	GAMES	SCHEDULE	OF SCHEDULE	RPI	RPI	RPI	RPI
DIV. I ONLY	13- 11	146	0- 1	313	339	225	225	31	31	
DIV. I NON-CONF.	4- 7	228	0- 0	202	265	217	217	31	31	
TOTALS	RPI 1-25	RPI 26-50	W-L RECORDS	RPI 51-100	RPI 101-150	RPI 150+				
13- 11	0- 1	0- 0	OVERALL	0- 1	0- 1	13- 8				
7- 4	0- 0	0- 0	HOME	0- 0	0- 0	7- 4				
6- 7	0- 1	0- 0	AWAY	0- 1	0- 1	6- 4				
0- 0	0- 0	0- 0	NEUTRAL	0- 0	0- 0	0- 0				
4- 7	0- 1	0- 0	NON-CONFERENCE	0- 1	0- 1	4- 4				
1- 3	0- 0	0- 0	HOME	0- 0	0- 0	1- 3				
3- 4	0- 1	0- 0	AWAY	0- 1	0- 1	3- 1				
0- 0	0- 0	0- 0	NEUTRAL	0- 0	0- 0	0- 0				
9- 4	0- 0	0- 0	CONFERENCE	0- 0	0- 0	9- 4				
6- 1	0- 0	0- 0	HOME	0- 0	0- 0	6- 1				
3- 3	0- 0	0- 0	AWAY	0- 0	0- 0	3- 3				
0- 0	0- 0	0- 0	NEUTRAL	0- 0	0- 0	0- 0				

RPI 1-25				RPI 26-50				RPI 51-100				RPI 101+ Team's RPI: 225			
RPI	S	Opponent	Score	RPI	S	Opponent	Score	RPI	S	Opponent	Score	RPI	S	Opponent	Score
19	A	Kentucky	43 71					100	A	Providence	52 62	139	A	Lehigh	66 70
												154	H	Stony Brook	58 73
												209	A	Robert Morris	46 64
												216	A	Saint Francis (PA)	68 85
												222	H	Monmouth	50 55
												229	A	Massachusetts	61 78
												240	H	Mt. St. Mary's	76 41
												242	H	Saint Joseph's	44 61
												246	A	Hofstra	70 64
												263	A	St. Francis Brooklyn	68 66
												263	H	St. Francis Brooklyn	53 56
												270	H	Siena	72 50
												286	A	Manhattan	74 46
												303	A	Wagner	80 68
												303	H	Wagner	72 64
												309	A	New Hampshire	71 60
												315	A	Bryant	67 57
												315	H	Bryant	49 48
												316	H	Central Conn. St.	66 61
												345	H	Fairleigh Dickinson	68 62
												350	A	LIU Brooklyn	64 69
												350	H	LIU Brooklyn	75 53
LAST 12 Division I GAMES:															
350	A	LIU Brooklyn	64 69	216	A	Saint Francis (PA)	68 85								
315	A	Bryant	67 57	303	H	Wagner	72 64								
345	H	Fairleigh Dickinson	68 62	263	A	St. Francis Brooklyn	68 66								
240	H	Mt. St. Mary's	76 41	315	H	Bryant	49 48								
263	H	St. Francis Brooklyn	53 56	303	A	Wagner	80 68								
209	A	Robert Morris	46 64	350	H	LIU Brooklyn	75 53								

Non-Div I Games:

Sacred Heart

■ Loss,
 ■ Non-Conf,
 ■ S Site,
 ■ Home
 ■ A Away
 N Neutral

Saint Francis (PA)

Through Games Of Feb. 22, 2019

Average RPI Win:	287	WON-LOST	WINNING	LAST 10	STRENGTH OF	OPP. STRENGTH	TEAM	ADJ.	CONF.	ADJ CONF.
Average RPI Loss:	156	RECORD	PCT. RANK	GAMES	SCHEDULE	OF SCHEDULE	RPI	RPI	RPI	RPI
DIV. I ONLY	11- 13	205	0- 1	227	299	216	216	31	31	
DIV. I NON-CONF.	2- 9	297	0- 1	40	109	205	205	31	31	
TOTALS	RPI 1-25	RPI 26-50	W-L RECORDS	RPI 51-100	RPI 101-150	RPI 150+				
11- 13	0- 2	0- 0	OVERALL	0- 2	1- 2	10- 7				
7- 3	0- 0	0- 0	HOME	0- 1	1- 0	6- 2				
4- 8	0- 2	0- 0	AWAY	0- 0	0- 2	4- 4				
0- 2	0- 0	0- 0	NEUTRAL	0- 1	0- 0	0- 1				
2- 9	0- 2	0- 0	NON-CONFERENCE	0- 2	1- 2	1- 3				
1- 2	0- 0	0- 0	HOME	0- 1	1- 0	0- 1				
1- 5	0- 2	0- 0	AWAY	0- 0	0- 2	1- 1				
0- 2	0- 0	0- 0	NEUTRAL	0- 1	0- 0	0- 1				
9- 4	0- 0	0- 0	CONFERENCE	0- 0	0- 0	9- 4				
6- 1	0- 0	0- 0	HOME	0- 0	0- 0	6- 1				
3- 3	0- 0	0- 0	AWAY	0- 0	0- 0	3- 3				
0- 0	0- 0	0- 0	NEUTRAL	0- 0	0- 0	0- 0				

RPI 1-25				RPI 26-50				RPI 51-100				RPI 101+ Team's RPI: 216			
RPI	S	Opponent	Score	RPI	S	Opponent	Score	RPI	S	Opponent	Score	RPI	S	Opponent	Score
2	A	Baylor	58 116					52	N	Boise St.	64 78	122	A	Youngstown St.	56 80
25	A	Rutgers	52 96					72	H	FGCU	69 83	124	A	Pittsburgh	75 78
												142	H	Morehead St.	89 83
												152	H	Duquesne	73 93
												156	N	Montana	77 79
												209	H	Robert Morris	60 66
												214	A	Liberty	53 82
												225	H	Sacred Heart	85 68
												240	A	Mt. St. Mary's	83 72
												240	H	Mt. St. Mary's	68 66
												263	A	St. Francis Brooklyn	65 78
												303	H	Wagner	107 70
												315	A	Bryant	63 66
												315	H	Bryant	78 66
												316	A	Central Conn. St.	62 73
												316	H	Central Conn. St.	83 68
												336	A	Longwood	91 88
												345	A	Fairleigh Dickinson	77 65
												345	H	Fairleigh Dickinson	75 64
												350	A	LIU Brooklyn	80 66
LAST 12 Division I GAMES:															
156	N	Montana	77 79	303	H	Wagner	107 70								
209	H	Robert Morris	60 66	225	H	Sacred Heart	85 68								
345	A	Fairleigh Dickinson	77 65	315	A	Bryant	63 66								
315	H	Bryant	78 66	316	A	Central Conn. St.	62 73								
316	H	Central Conn. St.	83 68	263	A	St. Francis Brooklyn	65 78								
240	A	Mt. St. Mary's	83 72	350	A	LIU Brooklyn	80 66								

Non-Div I Games: Seton Hill 86 74

Saint Francis (PA)

Loss, Non-Conf, S Site, H Home A Away N Neutral

Average RPI Win: 238		WON-LOST	WINNING	LAST 10	STRENGTH OF	OPP. STRENGTH	TEAM	ADJ.	CONF.	ADJ CONF.
Average RPI Loss: 133		RECORD	PCT. RANK	GAMES	SCHEDULE	OF SCHEDULE	RPI	RPI	RPI	RPI
DIV. I ONLY		10- 16	239	1- 0	185	155	242	242	17	17
DIV. I NON-CONF.		4- 9	252	1- 0	135	179	252	252	16	16
TOTALS	RPI 1-25	RPI 26-50		W-L RECORDS		RPI 51-100	RPI 101-150	RPI 150+		
10- 16	0- 0	0- 0		OVERALL		0- 6	1- 3	9- 7		
7- 8	0- 0	0- 0		HOME		0- 3	1- 1	6- 4		
3- 8	0- 0	0- 0		AWAY		0- 3	0- 2	3- 3		
0- 0	0- 0	0- 0		NEUTRAL		0- 0	0- 0	0- 0		
4- 9	0- 0	0- 0		NON-CONFERENCE		0- 4	0- 2	4- 3		
3- 5	0- 0	0- 0		HOME		0- 2	0- 1	3- 2		
1- 4	0- 0	0- 0		AWAY		0- 2	0- 1	1- 1		
0- 0	0- 0	0- 0		NEUTRAL		0- 0	0- 0	0- 0		
6- 7	0- 0	0- 0		CONFERENCE		0- 2	1- 1	5- 4		
4- 3	0- 0	0- 0		HOME		0- 1	1- 0	3- 2		
2- 4	0- 0	0- 0		AWAY		0- 1	0- 1	2- 2		
0- 0	0- 0	0- 0		NEUTRAL		0- 0	0- 0	0- 0		

RPI 1-25				RPI 26-50				RPI 51-100				RPI 101+				Team's RPI: 242	
RPI	S	Opponent	Score	RPI	S	Opponent	Score	RPI	S	Opponent	Score	RPI	S	Opponent	Score		
								53	H	Auburn	70 81	108	H	Towson	52 73		
								56	H	Villanova	35 47	113	A	Dayton	65 72		
								62	A	Drexel	34 51	141	H	Davidson	66 54		
								65	A	Penn	45 65	143	A	Delaware	39 48		
								98	A	VCU	40 59	152	A	Duquesne	73 81		
								98	H	VCU	47 65	152	H	Duquesne	56 67		
												165	H	Temple	52 58		
												185	H	Saint Louis	49 62		
												186	H	Rider	54 56		
												192	A	George Washington	41 38		
												225	A	Sacred Heart	61 44		
												229	H	Massachusetts	55 54		
												230	H	St. Bonaventure	66 41		
												232	A	Navy	48 49		
												238	H	Columbia	68 61		
												255	H	Niagara	68 54		
												265	A	Richmond	45 46		
												289	H	Loyola Maryland	49 46		
												291	A	La Salle	64 63		
												291	H	La Salle	60 57		
LAST 12 Division I GAMES:																	
				289	H	Loyola Maryland	49 46	98	H	VCU	47 65						
				152	H	Duquesne	56 67	113	A	Dayton	65 72						
				291	A	La Salle	64 63	265	A	Richmond	45 46						
				229	H	Massachusetts	55 54	291	H	La Salle	60 57						
				192	A	George Washington	41 38	152	A	Duquesne	73 81						
				141	H	Davidson	66 54	230	H	St. Bonaventure	66 41						

Non-Div I Games:

Saint Joseph's

Loss, Non-Conf, S Site, H Home A Away N Neutral

Average RPI Win:	217	WON-LOST	WINNING	LAST 10	STRENGTH OF	OPP. STRENGTH	TEAM	ADJ.	CONF.	ADJ CONF.
Average RPI Loss:	131	RECORD	PCT. RANK	GAMES	SCHEDULE	OF SCHEDULE	RPI	RPI	RPI	RPI
DIV. I ONLY	13- 13	167	1- 0	215	109	185	185	17	17	
DIV. I NON-CONF.	5- 8	224	1- 0	205	38	214	214	16	16	
TOTALS	RPI 1-25	RPI 26-50	W-L RECORDS	RPI 51-100	RPI 101-150	RPI 150+				
13- 13	0- 1	0- 1	OVERALL	0- 2	3- 3	10- 6				
7- 6	0- 1	0- 1	HOME	0- 1	2- 1	5- 2				
6- 5	0- 0	0- 0	AWAY	0- 1	1- 1	5- 3				
0- 2	0- 0	0- 0	NEUTRAL	0- 0	0- 1	0- 1				
5- 8	0- 1	0- 1	NON-CONFERENCE	0- 1	2- 1	3- 4				
2- 4	0- 1	0- 1	HOME	0- 1	1- 0	1- 1				
3- 2	0- 0	0- 0	AWAY	0- 0	1- 0	2- 2				
0- 2	0- 0	0- 0	NEUTRAL	0- 0	0- 1	0- 1				
8- 5	0- 0	0- 0	CONFERENCE	0- 1	1- 2	7- 2				
5- 2	0- 0	0- 0	HOME	0- 0	1- 1	4- 1				
3- 3	0- 0	0- 0	AWAY	0- 1	0- 1	3- 1				
0- 0	0- 0	0- 0	NEUTRAL	0- 0	0- 0	0- 0				

RPI 1-25				RPI 26-50				RPI 51-100				RPI 101+ Team's RPI: 185			
RPI	S	Opponent	Score	RPI	S	Opponent	Score	RPI	S	Opponent	Score	RPI	S	Opponent	Score
5	H	UConn	42 98	27	H	Missouri	62 74	88	H	Cincinnati	50 51	105	A	Virginia	67 65
								98	A	VCU	47 57	109	N	Yale	52 58
												113	H	Dayton	68 65
												119	A	Fordham	51 54
												119	H	Fordham	53 56
												146	H	Southern Ill.	62 58
												152	A	Duquesne	67 63
												155	A	Illinois St.	67 72
												158	N	Chattanooga	61 71
												159	A	Tulsa	75 86
												189	H	Indiana St.	56 60
												192	H	George Washington	60 44
												211	H	George Mason	60 53
												229	A	Massachusetts	66 70
												230	A	St. Bonaventure	62 45
												242	A	Saint Joseph's	62 49
												248	H	SIUE	63 56
												253	H	Rhode Island	56 68
												265	H	Richmond	78 48
												291	H	La Salle	69 58
												297	A	Fla. Atlantic	93 61
												325	A	Eastern Ky.	70 43
LAST 12 Division I GAMES:															
297	A	Fla. Atlantic	93 61	211	H	George Mason	60 53								
265	H	Richmond	78 48	98	A	VCU	47 57								
152	A	Duquesne	67 63	113	H	Dayton	68 65								
291	H	La Salle	69 58	230	A	St. Bonaventure	62 45								
119	A	Fordham	51 54	253	H	Rhode Island	56 68								
192	H	George Washington	60 44	119	H	Fordham	53 56								

Non-Div I Games:

Saint Louis

■ Loss,
 ■ Non-Conf,
 ■ S Site,
 ■ H Home
 ■ A Away
 N Neutral

Saint Mary's (CA)

Through Games Of Feb. 22, 2019

Average RPI Win:	177	WON-LOST	WINNING	LAST 10	STRENGTH OF	OPP. STRENGTH	TEAM	ADJ.	CONF.	ADJ CONF.
Average RPI Loss:	45	RECORD	PCT. RANK	GAMES	SCHEDULE	OF SCHEDULE	RPI	RPI	RPI	RPI
DIV. I ONLY	18- 9	80	1- 0	71	78	57	57	8	8	
DIV. I NON-CONF.	7- 4	108	1- 0	72	32	55	55	7	7	
TOTALS	RPI 1-25	RPI 26-50	W-L RECORDS	RPI 51-100	RPI 101-150	RPI 150+				
18- 9	0- 4	2- 2	OVERALL	1- 1	3- 2	12- 0				
8- 4	0- 2	1- 2	HOME	0- 0	2- 0	5- 0				
8- 5	0- 2	1- 0	AWAY	0- 1	1- 2	6- 0				
2- 0	0- 0	0- 0	NEUTRAL	1- 0	0- 0	1- 0				
7- 4	0- 2	1- 1	NON-CONFERENCE	1- 1	1- 0	4- 0				
2- 2	0- 1	1- 1	HOME	0- 0	0- 0	1- 0				
3- 2	0- 1	0- 0	AWAY	0- 1	1- 0	2- 0				
2- 0	0- 0	0- 0	NEUTRAL	1- 0	0- 0	1- 0				
11- 5	0- 2	1- 1	CONFERENCE	0- 0	2- 2	8- 0				
6- 2	0- 1	0- 1	HOME	0- 0	2- 0	4- 0				
5- 3	0- 1	1- 0	AWAY	0- 0	0- 2	4- 0				
0- 0	0- 0	0- 0	NEUTRAL	0- 0	0- 0	0- 0				

RPI 1-25				RPI 26-50				RPI 51-100				Team's RPI: 57	RPI 101+			
RPI	S	Opponent	Score	RPI	S	Opponent	Score	RPI	S	Opponent	Score		RPI	S	Opponent	Score
6	H	Oregon	55 79	26	A	BYU	78 75	75	N	Old Dominion	83 65		101	A	Loyola Marymount	56 69
13	A	Gonzaga	62 74	26	H	BYU	73 74	83	A	UC Davis	74 76		101	H	Loyola Marymount	86 62
13	H	Gonzaga	52 66	38	H	California	78 81						106	A	Pacific	67 76
22	A	Oregon St.	56 89	45	H	Wyoming	90 84						110	H	Pepperdine	79 68
LAST 12 Division I GAMES:																
		75 N Old Dominion	83 65			13 H Gonzaga	52 66									
		101 A Loyola Marymount	56 69			170 H Portland	113 85									
		257 H San Francisco	88 63			101 H Loyola Marymount	86 62									
		169 H Santa Clara	81 68			110 H Pepperdine	79 68									
		261 A San Diego	80 49			169 A Santa Clara	83 59									
		26 A BYU	78 75			257 A San Francisco	80 65									

Non-Div I Games:

Saint Mary's (CA)

■ Loss,
 ■ Non-Conf,
 ■ S Site,
 ■ H Home
 ■ A Away
 N Neutral

Saint Peter's

Through Games Of Feb. 22, 2019

Average RPI Win:	323	WON-LOST	WINNING	LAST 10	STRENGTH OF	OPP. STRENGTH	TEAM	ADJ.	CONF.	ADJ CONF.
Average RPI Loss:	226	RECORD	PCT. RANK	GAMES	SCHEDULE	OF SCHEDULE	RPI	RPI	RPI	RPI
DIV. I ONLY	6- 20	305	0- 1	336	327	338	338	26	26	
DIV. I NON-CONF.	5- 6	177	0- 0	336	344	303	303	27	27	
TOTALS	RPI 1-25	RPI 26-50	W-L RECORDS	RPI 51-100	RPI 101-150	RPI 150+				
6- 20	0- 0	0- 0	OVERALL	0- 1	0- 4	6- 15				
4- 8	0- 0	0- 0	HOME	0- 0	0- 1	4- 7				
2- 12	0- 0	0- 0	AWAY	0- 1	0- 3	2- 8				
0- 0	0- 0	0- 0	NEUTRAL	0- 0	0- 0	0- 0				
5- 6	0- 0	0- 0	NON-CONFERENCE	0- 0	0- 3	5- 3				
4- 1	0- 0	0- 0	HOME	0- 0	0- 0	4- 1				
1- 5	0- 0	0- 0	AWAY	0- 0	0- 3	1- 2				
0- 0	0- 0	0- 0	NEUTRAL	0- 0	0- 0	0- 0				
1- 14	0- 0	0- 0	CONFERENCE	0- 1	0- 1	1- 12				
0- 7	0- 0	0- 0	HOME	0- 0	0- 1	0- 6				
1- 7	0- 0	0- 0	AWAY	0- 1	0- 0	1- 6				
0- 0	0- 0	0- 0	NEUTRAL	0- 0	0- 0	0- 0				

RPI S	Opponent	Score	RPI S	Opponent	Score	RPI S	Opponent	Score	RPI S	Opponent	Score	Team's RPI: 338
						58	A Quinnipiac	45 90	109	A Yale	56 72	
									120	A Boston College	57 89	
									131	A Seton Hall	47 90	
									140	H Marist	42 62	
									186	A Rider	38 60	
									186	H Rider	43 78	
									222	A Monmouth	50 70	
									254	H Cal St. Fullerton	45 69	
									255	A Niagara	57 81	
									255	H Niagara	66 75	
									263	A St. Francis Brooklyn	70 74	
									270	A Siena	46 50	
									270	H Siena	57 84	
									286	H Manhattan	44 62	
									287	A Canisius	59 78	
									287	H Canisius	62 75	
									290	A Fairfield	68 65	
									290	H Fairfield	61 69	
									303	H Wagner	69 57	
									323	H NJIT	70 57	
									326	A Iona	57 61	
									327	A Lafayette	62 60	
									328	A UMass Lowell	57 59	
									345	H Fairleigh Dickinson	75 58	
									350	H LIU Brooklyn	86 59	
LAST 12 Division I GAMES:												
290	H Fairfield	61 69	255	A Niagara	57 81							
222	A Monmouth	50 70	270	A Siena	46 50							
326	A Iona	57 61	140	H Marist	42 62							
186	H Rider	43 78	186	A Rider	38 60							
286	H Manhattan	44 62	290	A Fairfield	68 65							
287	A Canisius	59 78	287	H Canisius	62 75							

Non-Div I Games:

Saint Peter's

■ Loss,
 ■ Non-Conf,
 ■ S Site,
 ■ H Home
 ■ A Away
 N Neutral

Average RPI Win:	271	WON-LOST	WINNING	LAST 10	STRENGTH OF	OPP. STRENGTH	TEAM	ADJ.	CONF.	ADJ CONF.
Average RPI Loss:	130	RECORD	PCT. RANK	GAMES	SCHEDULE	OF SCHEDULE	RPI	RPI	RPI	RPI
DIV. I ONLY	10- 11	199	0- 1	175	271	179	179	25	25	
DIV. I NON-CONF.	2- 5	264	0- 0	96	158	169	169	23	23	
TOTALS	RPI 1-25	RPI 26-50	W-L RECORDS	RPI 51-100	RPI 101-150	RPI 150+				
10- 11	0- 0	0- 1	OVERALL	0- 4	0- 1	10- 5				
4- 4	0- 0	0- 0	HOME	0- 2	0- 0	4- 2				
6- 6	0- 0	0- 1	AWAY	0- 2	0- 0	6- 3				
0- 1	0- 0	0- 0	NEUTRAL	0- 0	0- 1	0- 0				
2- 5	0- 0	0- 1	NON-CONFERENCE	0- 1	0- 1	2- 2				
0- 1	0- 0	0- 0	HOME	0- 0	0- 0	0- 1				
2- 3	0- 0	0- 1	AWAY	0- 1	0- 0	2- 1				
0- 1	0- 0	0- 0	NEUTRAL	0- 0	0- 1	0- 0				
8- 6	0- 0	0- 0	CONFERENCE	0- 3	0- 0	8- 3				
4- 3	0- 0	0- 0	HOME	0- 2	0- 0	4- 1				
4- 3	0- 0	0- 0	AWAY	0- 1	0- 0	4- 2				
0- 0	0- 0	0- 0	NEUTRAL	0- 0	0- 0	0- 0				

RPI S	Opponent	Score	RPI S	Opponent	Score	RPI S	Opponent	Score	RPI S	Opponent	Score	Team's RPI: 179
34	A TCU	59 72	66	A LSU	52 66	107	N Troy	79 84				
			67	A Lamar University	76 81	164	A Abilene Christian	72 63				
			67	H Lamar University	72 83	164	H Abilene Christian	79 91				
			76	H SFA	68 78	173	A Nicholls St.	81 84				
						174	H Oral Roberts	62 73				
						183	A Southern Miss.	65 61				
						244	A Louisiana	68 62				
						247	A Wichita St.	55 63				
						250	A A&M-Corpus Christi	61 76				
						250	H A&M-Corpus Christi	61 59				
						282	H Central Ark.	66 62				
						305	A Incarnate Word	76 56				
						307	H Southeastern La.	94 63				
						314	A McNeese	93 80				
						324	H Northwestern St.	66 55				
						341	A Houston Baptist	74 63				
LAST 12 Division I GAMES:												
173	A Nicholls St.	81 84	307	H Southeastern La.	94 63							
67	A Lamar University	76 81	67	H Lamar University	72 83							
250	H A&M-Corpus Christi	61 59	324	H Northwestern St.	66 55							
164	A Abilene Christian	72 63	341	A Houston Baptist	74 63							
314	A McNeese	93 80	250	A A&M-Corpus Christi	61 76							
76	H SFA	68 78	305	A Incarnate Word	76 56							

Non-Div I Games: UNKNOWN 94 46 Wiley 101 63 Jarvis Christian 100 55

Sam Houston St.

Average RPI Win: 285	WON-LOST	WINNING	LAST 10	STRENGTH OF	OPP. STRENGTH	TEAM	ADJ.	CONF.	ADJ CONF.
Average RPI Loss: 170	RECORD	PCT. RANK	GAMES	SCHEDULE	OF SCHEDULE	RPI	RPI	RPI	RPI
DIV. I ONLY	7- 17	279	0- 1	274	235	284	284	27	27
DIV. I NON-CONF.	3- 10	278	0- 0	167	206	229	229	24	24
TOTALS	RPI 1-25	RPI 26-50	W-L RECORDS	RPI 51-100	RPI 101-150	RPI 150+			
7- 17	0- 0	0- 0	OVERALL	0- 1	0- 5	7- 11			
4- 3	0- 0	0- 0	HOME	0- 0	0- 1	4- 2			
3- 14	0- 0	0- 0	AWAY	0- 1	0- 4	3- 9			
0- 0	0- 0	0- 0	NEUTRAL	0- 0	0- 0	0- 0			
3- 10	0- 0	0- 0	NON-CONFERENCE	0- 1	0- 5	3- 4			
1- 1	0- 0	0- 0	HOME	0- 0	0- 1	1- 0			
2- 9	0- 0	0- 0	AWAY	0- 1	0- 4	2- 4			
0- 0	0- 0	0- 0	NEUTRAL	0- 0	0- 0	0- 0			
4- 7	0- 0	0- 0	CONFERENCE	0- 0	0- 0	4- 7			
3- 2	0- 0	0- 0	HOME	0- 0	0- 0	3- 2			
1- 5	0- 0	0- 0	AWAY	0- 0	0- 0	1- 5			
0- 0	0- 0	0- 0	NEUTRAL	0- 0	0- 0	0- 0			

RPI 1-25				RPI 26-50				RPI 51-100				RPI 101+ Team's RPI: 284			
RPI	S	Opponent	Score	RPI	S	Opponent	Score	RPI	S	Opponent	Score	RPI	S	Opponent	Score
								53	A	Auburn	46 73	107	A	Troy	52 72
												114	H	UAB	41 66
												117	A	Oklahoma St.	62 82
												136	A	UT Martin	68 89
												144	A	Colorado	39 81
												158	A	Chattanooga	56 61
												158	H	Chattanooga	63 73
												161	A	Mercer	68 76
												161	H	Mercer	52 68
												166	A	Denver	87 83
												183	A	Southern Miss.	40 76
												201	A	Vanderbilt	52 77
												204	A	Memphis	48 53
												206	A	Hampton	57 64
												210	A	Furman	36 57
												258	H	ETSU	79 58
												260	A	Alabama St.	60 51
												272	A	Wofford	62 71
												311	A	UNC Greensboro	54 55
												311	H	UNC Greensboro	57 53
												331	H	Presbyterian	75 54
												335	A	Western Caro.	75 42
												335	H	Western Caro.	58 43
LAST 12 Division I GAMES:															
158	A	Chattanooga	56 61	158	H	Chattanooga	63 73								
311	H	UNC Greensboro	57 53	258	H	ETSU	79 58								
335	H	Western Caro.	58 43	335	A	Western Caro.	75 42								
161	H	Mercer	52 68	311	A	UNC Greensboro	54 55								
272	A	Wofford	62 71	161	A	Mercer	68 76								
210	A	Furman	36 57	201	A	Vanderbilt	52 77								

Non-Div I Games: Rhodes 71 54 Montevallo 73 47

Samford

Loss, Non-Conf, S Site, H Home A Away N Neutral

San Diego

Through Games Of Feb. 22, 2019

Average RPI Win:	240	WON-LOST	WINNING	LAST 10	STRENGTH OF	OPP. STRENGTH	TEAM	ADJ.	CONF.	ADJ CONF.
Average RPI Loss:	118	RECORD	PCT. RANK	GAMES	SCHEDULE	OF SCHEDULE	RPI	RPI	RPI	RPI
DIV. I ONLY	7- 18	284	0- 1	155	97	261	261	8	8	
DIV. I NON-CONF.	6- 4	125	0- 0	326	192	228	228	7	7	
TOTALS	RPI 1-25	RPI 26-50	W-L RECORDS	RPI 51-100	RPI 101-150	RPI 150+				
7- 18	0- 2	0- 2	OVERALL	0- 2	0- 7	7- 5				
5- 8	0- 1	0- 2	HOME	0- 1	0- 3	5- 1				
2- 10	0- 1	0- 0	AWAY	0- 1	0- 4	2- 4				
0- 0	0- 0	0- 0	NEUTRAL	0- 0	0- 0	0- 0				
6- 4	0- 0	0- 1	NON-CONFERENCE	0- 0	0- 1	6- 2				
5- 1	0- 0	0- 1	HOME	0- 0	0- 0	5- 0				
1- 3	0- 0	0- 0	AWAY	0- 0	0- 1	1- 2				
0- 0	0- 0	0- 0	NEUTRAL	0- 0	0- 0	0- 0				
1- 14	0- 2	0- 1	CONFERENCE	0- 2	0- 6	1- 3				
0- 7	0- 1	0- 1	HOME	0- 1	0- 3	0- 1				
1- 7	0- 1	0- 0	AWAY	0- 1	0- 3	1- 2				
0- 0	0- 0	0- 0	NEUTRAL	0- 0	0- 0	0- 0				

RPI	S	Opponent	Score	RPI	S	Opponent	Score	RPI	S	Opponent	Score	RPI	S	Opponent	Score	Team's RPI: 261
13	A	Gonzaga	44 71	26	H	BYU	56 65	57	A	Saint Mary's (CA)	60 74	101	A	Loyola Marymount	57 83	
13	H	Gonzaga	61 86	38	H	California	53 70	57	H	Saint Mary's (CA)	49 80	101	H	Loyola Marymount	52 69	
												102	A	Minnesota	48 53	
												106	A	Pacific	47 79	
												106	H	Pacific	53 70	
												110	A	Pepperdine	65 88	
												110	H	Pepperdine	55 74	
												169	A	Santa Clara	57 49	
												170	A	Portland	74 96	
												170	H	Portland	60 69	
												199	H	Dartmouth	78 76	
												208	H	San Diego St.	72 71	
												245	H	Hawaii	58 50	
												257	A	San Francisco	57 68	
												274	A	Long Beach St.	60 56	
												278	H	Cleveland St.	83 82	
												288	A	Southern Utah	59 69	
												300	A	UTSA	77 87	
												306	H	San Jose St.	83 79	
LAST 12 Division I GAMES:																
170	A	Portland	74 96	26	H	BYU	56 65									
13	A	Gonzaga	44 71	13	H	Gonzaga	61 86									
57	H	Saint Mary's (CA)	49 80	170	H	Portland	60 69									
106	H	Pacific	53 70	106	A	Pacific	47 79									
101	A	Loyola Marymount	57 83	57	A	Saint Mary's (CA)	60 74									
110	A	Pepperdine	65 88	110	H	Pepperdine	55 74									

Non-Div I Games: Cal St. San B'dino 76 58

San Diego

■ Loss,
 ■ Non-Conf, S Site,
 ■ Home
 ■ Away
 N Neutral

Average RPI Win: 236		WON-LOST	WINNING	LAST 10	STRENGTH OF	OPP. STRENGTH	TEAM	ADJ.	CONF.	ADJ CONF.
Average RPI Loss: 143		RECORD	PCT. RANK	GAMES	SCHEDULE	OF SCHEDULE	RPI	RPI	RPI	RPI
DIV. I ONLY		10- 14	221	0- 1	159	185	208	208	15	15
DIV. I NON-CONF.		5- 6	177	0- 0	253	252	226	226	13	13
TOTALS		RPI 1-25	RPI 26-50	W-L RECORDS	RPI 51-100	RPI 101-150	RPI 150+			
10- 14	0- 0		0- 2	OVERALL	1- 5	0- 1	9- 6			
7- 5	0- 0		0- 1	HOME	1- 3	0- 0	6- 1			
3- 9	0- 0		0- 1	AWAY	0- 2	0- 1	3- 5			
0- 0	0- 0		0- 0	NEUTRAL	0- 0	0- 0	0- 0			
5- 6	0- 0		0- 1	NON-CONFERENCE	0- 1	0- 1	5- 3			
3- 3	0- 0		0- 1	HOME	0- 1	0- 0	3- 1			
2- 3	0- 0		0- 0	AWAY	0- 0	0- 1	2- 2			
0- 0	0- 0		0- 0	NEUTRAL	0- 0	0- 0	0- 0			
5- 8	0- 0		0- 1	CONFERENCE	1- 4	0- 0	4- 3			
4- 2	0- 0		0- 0	HOME	1- 2	0- 0	3- 0			
1- 6	0- 0		0- 1	AWAY	0- 2	0- 0	1- 3			
0- 0	0- 0		0- 0	NEUTRAL	0- 0	0- 0	0- 0			

RPI 1-25				RPI 26-50				RPI 51-100				RPI 101+				Team's RPI: 208	
RPI	S	Opponent	Score	RPI	S	Opponent	Score	RPI	S	Opponent	Score	RPI	S	Opponent	Score		
				34	H	TCU	64 81	52	A	Boise St.	67 91	145	A	CSUN	74 77		
				45	A	Wyoming	45 87	52	H	Boise St.	66 69	168	A	UC Irvine	78 70		
								54	A	New Mexico	62 70	169	A	Santa Clara	43 60		
								54	H	New Mexico	61 59	202	A	Utah St.	56 54		
								70	H	Arizona	60 69	217	A	UNLV	57 71		
								92	H	Fresno St.	81 87	237	A	Nevada	69 74		
												245	H	Hawaii	58 57		
												254	A	Cal St. Fullerton	83 72		
												259	H	California Baptist	83 67		
												261	A	San Diego	71 72		
												279	H	Colorado St.	54 45		
												283	A	Air Force	66 75		
												283	H	Air Force	70 61		
												294	H	UC Santa Barbara	58 63		
												305	H	Incarnate Word	81 38		
												306	H	San Jose St.	69 68		
LAST 12 Division I GAMES:																	
				237	A	Nevada	69 74	283	A	Air Force	66 75						
				52	A	Boise St.	67 91	217	A	UNLV	57 71						
				279	H	Colorado St.	54 45	92	H	Fresno St.	81 87						
				202	A	Utah St.	56 54	54	A	New Mexico	62 70						
				54	H	New Mexico	61 59	283	H	Air Force	70 61						
				306	H	San Jose St.	69 68	45	A	Wyoming	45 87						

Non-Div I Games:

San Diego St.

■ Loss, ■ Non-Conf, S Site, H Home A Away N Neutral

San Francisco

Through Games Of Feb. 22, 2019

Average RPI Win:	269	WON-LOST	WINNING	LAST 10	STRENGTH OF	OPP. STRENGTH	TEAM	ADJ.	CONF.	ADJ CONF.
Average RPI Loss:	103	RECORD	PCT. RANK	GAMES	SCHEDULE	OF SCHEDULE	RPI	RPI	RPI	RPI
DIV. I ONLY	6- 20	305	0- 1	128	96	257	257	8	8	
DIV. I NON-CONF.	4- 7	228	0- 0	223	167	240	240	7	7	
TOTALS	RPI 1-25	RPI 26-50	W-L RECORDS	RPI 51-100	RPI 101-150	RPI 150+				
6- 20	0- 2	0- 1	OVERALL	0- 5	0- 8	6- 4				
2- 10	0- 0	0- 1	HOME	0- 3	0- 4	2- 2				
2- 9	0- 2	0- 0	AWAY	0- 2	0- 4	2- 1				
2- 1	0- 0	0- 0	NEUTRAL	0- 0	0- 0	2- 1				
4- 7	0- 1	0- 0	NON-CONFERENCE	0- 3	0- 2	4- 1				
1- 3	0- 0	0- 0	HOME	0- 2	0- 1	1- 0				
1- 3	0- 1	0- 0	AWAY	0- 1	0- 1	1- 0				
2- 1	0- 0	0- 0	NEUTRAL	0- 0	0- 0	2- 1				
2- 13	0- 1	0- 1	CONFERENCE	0- 2	0- 6	2- 3				
1- 7	0- 0	0- 1	HOME	0- 1	0- 3	1- 2				
1- 6	0- 1	0- 0	AWAY	0- 1	0- 3	1- 1				
0- 0	0- 0	0- 0	NEUTRAL	0- 0	0- 0	0- 0				

RPI 1-25				RPI 26-50				RPI 51-100				RPI 101+ Team's RPI: 257			
RPI	S	Opponent	Score	RPI	S	Opponent	Score	RPI	S	Opponent	Score	RPI	S	Opponent	Score
4	A	Stanford	62 96	26	H	BYU	59 67	57	A	Saint Mary's (CA)	63 88	101	A	Loyola Marymount	58 66
13	A	Gonzaga	51 78					57	H	Saint Mary's (CA)	65 80	101	H	Loyola Marymount	66 73
								83	H	UC Davis	68 70	106	A	Pacific	48 74
								86	A	Idaho	63 70	106	H	Pacific	75 85
								94	H	UT Arlington	73 80	110	A	Pepperdine	50 69
												110	H	Pepperdine	66 72
												115	H	Northern Colo.	63 68
												137	A	Washington St.	61 91
												169	A	Santa Clara	57 49
												169	H	Santa Clara	66 71
												170	A	Portland	73 78
												170	H	Portland	66 69
												236	A	Sacramento St.	86 75
												243	N	North Dakota	97 100
												261	H	San Diego	68 57
												306	H	San Jose St.	85 63
												319	N	Cal Poly	65 62
												320	N	North Dakota St.	75 42
LAST 12 Division I GAMES:															
170	H	Portland	66 69	170	A	Portland	73 78								
57	A	Saint Mary's (CA)	63 88	13	A	Gonzaga	51 78								
106	A	Pacific	48 74	106	H	Pacific	75 85								
101	H	Loyola Marymount	66 73	57	H	Saint Mary's (CA)	65 80								
110	H	Pepperdine	66 72	110	A	Pepperdine	50 69								
169	A	Santa Clara	57 49	101	A	Loyola Marymount	58 66								

Non-Div I Games:

San Francisco

■ Loss,
■ Non-Conf,
■ S Site,
■ H Home
■ A Away
N Neutral

San Jose St.

Through Games Of Feb. 22, 2019

Average RPI Win:	248	WON-LOST	WINNING	LAST 10	STRENGTH OF	OPP. STRENGTH	TEAM	ADJ.	CONF.	ADJ CONF.
Average RPI Loss:	156	RECORD	PCT. RANK	GAMES	SCHEDULE	OF SCHEDULE	RPI	RPI	RPI	RPI
DIV. I ONLY	3- 20	334	1- 0	172	151	306	306	15	15	
DIV. I NON-CONF.	1- 9	326	0- 0	216	189	334	334	13	13	
TOTALS	RPI 1-25	RPI 26-50	W-L RECORDS	RPI 51-100	RPI 101-150	RPI 150+				
3- 20	0- 0	0- 1	OVERALL	0- 5	0- 4	3- 10				
2- 8	0- 0	0- 1	HOME	0- 2	0- 1	2- 4				
1- 12	0- 0	0- 0	AWAY	0- 3	0- 3	1- 6				
0- 0	0- 0	0- 0	NEUTRAL	0- 0	0- 0	0- 0				
1- 9	0- 0	0- 0	NON-CONFERENCE	0- 1	0- 4	1- 4				
1- 3	0- 0	0- 0	HOME	0- 0	0- 1	1- 2				
0- 6	0- 0	0- 0	AWAY	0- 1	0- 3	0- 2				
0- 0	0- 0	0- 0	NEUTRAL	0- 0	0- 0	0- 0				
2- 11	0- 0	0- 1	CONFERENCE	0- 4	0- 0	2- 6				
1- 5	0- 0	0- 1	HOME	0- 2	0- 0	1- 2				
1- 6	0- 0	0- 0	AWAY	0- 2	0- 0	1- 4				
0- 0	0- 0	0- 0	NEUTRAL	0- 0	0- 0	0- 0				

RPI S	Opponent	Score	RPI S	Opponent	Score	RPI S	Opponent	Score	RPI S	Opponent	Score	Team's RPI: 306
45	H Wyoming	56 70	52	A Boise St.	68 99	106	H Pacific	67 91				
			52	H Boise St.	69 83	129	A Portland St.	51 80				
			54	H New Mexico	60 79	144	A Colorado	64 76				
			82	A Nebraska	63 96	145	A CSUN	40 76				
			92	A Fresno St.	48 77	168	H UC Irvine	66 74				
						169	H Santa Clara	56 62				
						202	A Utah St.	49 82				
						202	H Utah St.	68 59				
						208	A San Diego St.	68 69				
						217	A UNLV	70 74				
						217	H UNLV	43 53				
						237	H Nevada	49 52				
						257	A San Francisco	63 85				
						261	A San Diego	79 83				
						264	H CSU Bakersfield	82 72				
						279	A Colorado St.	78 70				
						283	A Air Force	77 88				
LAST 12 Division I GAMES:												
279	A Colorado St.	78 70	283	A Air Force	77 88							
217	A UNLV	70 74	45	H Wyoming	56 70							
54	H New Mexico	60 79	217	H UNLV	43 53							
52	H Boise St.	69 83	202	A Utah St.	49 82							
208	A San Diego St.	68 69	52	A Boise St.	68 99							
202	H Utah St.	68 59	237	H Nevada	49 52							

Non-Div I Games: San Fran. St. 66 73

San Jose St.

Loss, Non-Conf, S Site, H Home A Away N Neutral

Average RPI Win:	205	WON-LOST	WINNING	LAST 10	STRENGTH OF	OPP. STRENGTH	TEAM	ADJ.	CONF.	ADJ CONF.
Average RPI Loss:	95	RECORD	PCT. RANK	GAMES	SCHEDULE	OF SCHEDULE	RPI	RPI	RPI	RPI
DIV. I ONLY	10- 15	235	0- 1	87	102	169	169	8	8	
DIV. I NON-CONF.	6- 4	125	0- 0	182	182	128	128	7	7	
TOTALS	RPI 1-25	RPI 26-50	W-L RECORDS	RPI 51-100	RPI 101-150	RPI 150+				
10- 15	0- 3	0- 1	OVERALL	1- 4	2- 5	7- 2				
4- 9	0- 1	0- 1	HOME	1- 1	0- 4	3- 2				
6- 6	0- 2	0- 0	AWAY	0- 3	2- 1	4- 0				
0- 0	0- 0	0- 0	NEUTRAL	0- 0	0- 0	0- 0				
6- 4	0- 1	0- 0	NON-CONFERENCE	1- 2	0- 1	5- 0				
4- 1	0- 0	0- 0	HOME	1- 0	0- 1	3- 0				
2- 3	0- 1	0- 0	AWAY	0- 2	0- 0	2- 0				
0- 0	0- 0	0- 0	NEUTRAL	0- 0	0- 0	0- 0				
4- 11	0- 2	0- 1	CONFERENCE	0- 2	2- 4	2- 2				
0- 8	0- 1	0- 1	HOME	0- 1	0- 3	0- 2				
4- 3	0- 1	0- 0	AWAY	0- 1	2- 1	2- 0				
0- 0	0- 0	0- 0	NEUTRAL	0- 0	0- 0	0- 0				

RPI 1-25				RPI 26-50				RPI 51-100				RPI 101+ Team's RPI: 169			
RPI	S	Opponent	Score	RPI	S	Opponent	Score	RPI	S	Opponent	Score	RPI	S	Opponent	Score
13	A	Gonzaga	61 78	26	H	BYU	44 54	55	A	Southern California	46 77	101	A	Loyola Marymount	83 75
13	H	Gonzaga	61 74					57	A	Saint Mary's (CA)	68 81	101	H	Loyola Marymount	60 69
22	A	Oregon St.	31 82					57	H	Saint Mary's (CA)	59 83	106	A	Pacific	88 83
								69	H	Missouri St.	77 73	106	H	Pacific	70 74
								92	A	Fresno St.	53 80	110	A	Pepperdine	48 74
												110	H	Pepperdine	74 76
												145	H	CSUN	38 53
												170	A	Portland	72 66
												208	H	San Diego St.	60 43
												237	H	Nevada	56 48
												254	A	Cal St. Fullerton	64 60
												257	A	San Francisco	71 66
												257	H	San Francisco	49 57
												261	H	San Diego	49 57
												306	A	San Jose St.	62 56
												337	H	Grand Canyon	75 55
LAST 12 Division I GAMES:															
13	H	Gonzaga	61 74	13	A	Gonzaga	61 78	170	A	Portland	72 66	57	H	Saint Mary's (CA)	59 83
106	A	Pacific	88 83	57	A	Saint Mary's (CA)	68 81	106	H	Pacific	70 74	101	A	Loyola Marymount	83 75
57	A	Saint Mary's (CA)	68 81	110	H	Pepperdine	74 76	101	A	Loyola Marymount	83 75	110	A	Pepperdine	48 74
110	H	Pepperdine	74 76	101	H	Loyola Marymount	60 69								
101	H	Loyola Marymount	60 69	257	H	San Francisco	49 57								

Non-Div I Games: Sonoma St. 98 38

Santa Clara

■ Loss,
 ■ Non-Conf,
 ■ S Site,
 ■ Home
 ■ Away
 N Neutral

Average RPI Win:	327	WON-LOST	WINNING	LAST 10	STRENGTH OF	OPP. STRENGTH	TEAM	ADJ.	CONF.	ADJ CONF.
Average RPI Loss:	238	RECORD	PCT. RANK	GAMES	SCHEDULE	OF SCHEDULE	RPI	RPI	RPI	RPI
DIV. I ONLY	4- 15	315	0- 1	351	314	348	348	32	32	
DIV. I NON-CONF.	0- 7	336	0- 0	259	135	343	343	32	32	
TOTALS	RPI 1-25	RPI 26-50	W-L RECORDS	RPI 51-100	RPI 101-150	RPI 150+				
4- 15	0- 0	0- 2	OVERALL	0- 0	0- 0	4- 13				
2- 8	0- 0	0- 0	HOME	0- 0	0- 0	2- 8				
2- 7	0- 0	0- 2	AWAY	0- 0	0- 0	2- 5				
0- 0	0- 0	0- 0	NEUTRAL	0- 0	0- 0	0- 0				
0- 7	0- 0	0- 2	NON-CONFERENCE	0- 0	0- 0	0- 5				
0- 3	0- 0	0- 0	HOME	0- 0	0- 0	0- 3				
0- 4	0- 0	0- 2	AWAY	0- 0	0- 0	0- 2				
0- 0	0- 0	0- 0	NEUTRAL	0- 0	0- 0	0- 0				
4- 8	0- 0	0- 0	CONFERENCE	0- 0	0- 0	4- 8				
2- 5	0- 0	0- 0	HOME	0- 0	0- 0	2- 5				
2- 3	0- 0	0- 0	AWAY	0- 0	0- 0	2- 3				
0- 0	0- 0	0- 0	NEUTRAL	0- 0	0- 0	0- 0				

RPI 1-25			RPI 26-50			RPI 51-100			RPI 101+ Team's RPI: 348		
RPI	S	Opponent	Score	RPI	S	Opponent	Score	RPI	S	Opponent	Score
				30	A	DePaul	61 124	182	A	UMES	46 78
				36	A	South Dakota St.	49 97	200	A	Ole Miss	51 74
								215	H	Bethune-Cookman	47 68
								228	H	Jacksonville	58 68
								234	H	Texas Southern	41 65
								247	A	Wichita St.	50 66
								275	H	Norfolk St.	42 78
								280	H	Ga. Southern	71 82
								302	A	Morgan St.	47 63
								302	H	Morgan St.	53 35
								308	H	South Carolina St.	60 71
								330	A	Coppin St.	76 70
								330	H	Coppin St.	68 57
								340	H	N.C. Central	67 71
								343	A	Delaware St.	58 66
								347	A	Florida A&M	54 50
								347	H	Florida A&M	55 60
LAST 12 Division I GAMES:											
215	H	Bethune-Cookman	47 68	340	H	N.C. Central	67 71				
347	H	Florida A&M	55 60	308	H	South Carolina St.	60 71				
302	H	Morgan St.	53 35	275	H	Norfolk St.	42 78				
330	H	Coppin St.	68 57	347	A	Florida A&M	54 50				
182	A	UMES	46 78	302	A	Morgan St.	47 63				
343	A	Delaware St.	58 66	330	A	Coppin St.	76 70				

Non-Div I Games: Carver 101 49 Wesleyan (GA) 155 26

Savannah St.

Loss, Non-Conf, S Site, H Home A Away N Neutral

Average RPI Win:	349	WON-LOST	WINNING	LAST 10	STRENGTH OF	OPP. STRENGTH	TEAM	ADJ.	CONF.	ADJ CONF.
Average RPI Loss:	201	RECORD	PCT. RANK	GAMES	SCHEDULE	OF SCHEDULE	RPI	RPI	RPI	RPI
DIV. I ONLY	1- 24	349	0- 1	196	326	342	342	30	30	
DIV. I NON-CONF.	0- 13	336	0- 0	139	267	333	333	30	30	
TOTALS	RPI 1-25	RPI 26-50	W-L RECORDS	RPI 51-100	RPI 101-150	RPI 150+				
1- 24	0- 0	0- 0	OVERALL	0- 3	0- 3	1- 18				
1- 11	0- 0	0- 0	HOME	0- 0	0- 1	1- 10				
0- 12	0- 0	0- 0	AWAY	0- 2	0- 2	0- 8				
0- 1	0- 0	0- 0	NEUTRAL	0- 1	0- 0	0- 0				
0- 13	0- 0	0- 0	NON-CONFERENCE	0- 3	0- 3	0- 7				
0- 5	0- 0	0- 0	HOME	0- 0	0- 1	0- 4				
0- 7	0- 0	0- 0	AWAY	0- 2	0- 2	0- 3				
0- 1	0- 0	0- 0	NEUTRAL	0- 1	0- 0	0- 0				
1- 11	0- 0	0- 0	CONFERENCE	0- 0	0- 0	1- 11				
1- 6	0- 0	0- 0	HOME	0- 0	0- 0	1- 6				
0- 5	0- 0	0- 0	AWAY	0- 0	0- 0	0- 5				
0- 0	0- 0	0- 0	NEUTRAL	0- 0	0- 0	0- 0				

RPI 1-25			RPI 26-50			RPI 51-100			RPI 101+			Team's RPI: 342
RPI	S	Opponent	Score	RPI	S	Opponent	Score	RPI	S	Opponent	Score	
						61 A Utah	62 89	106 A Pacific		61 75		
						70 N Arizona	54 84	110 H Pepperdine		64 78		
						83 A UC Davis	59 76	129 A Portland St.		43 68		
								153 A New Mexico St.		55 75		
								153 H New Mexico St.		72 83		
								162 H Washington		58 69		
								168 A UC Irvine		60 65		
								223 A UTRGV		56 69		
								223 H UTRGV		70 74		
								237 A Nevada		54 67		
								239 H Northern Ariz.		58 65		
								245 A Hawaii		51 67		
								249 A UMKC		66 83		
								249 H UMKC		62 86		
								254 H Cal St. Fullerton		54 57		
								259 A California Baptist		83 100		
								264 H CSU Bakersfield		60 70		
								266 A Utah Valley		56 63		
								266 H Utah Valley		55 58		
								319 H Cal Poly		50 60		
								337 H Grand Canyon		73 74		
								349 H Chicago St.		90 54		
LAST 12 Division I GAMES:												
249 A	UMKC	66	83	349 H	Chicago St.	90	54					
153 H	New Mexico St.	72	83	223 A	UTRGV	56	69					
223 H	UTRGV	70	74	153 A	New Mexico St.	55	75					
266 A	Utah Valley	56	63	266 H	Utah Valley	55	58					
259 A	California Baptist	83	100	337 H	Grand Canyon	73	74					
249 H	UMKC	62	86	264 H	CSU Bakersfield	60	70					

Non-Div I Games:

Seattle U

■ Loss,
 ■ Non-Conf,
 ■ S Site,
 ■ Home
 ■ A Away
 N Neutral

Average RPI Win:	193	WON-LOST	WINNING	LAST 10	STRENGTH OF	OPP. STRENGTH	TEAM	ADJ.	CONF.	ADJ CONF.
Average RPI Loss:	70	RECORD	PCT. RANK	GAMES	SCHEDULE	OF SCHEDULE	RPI	RPI	RPI	RPI
DIV. I ONLY	14- 13	164	0- 1	89	74	131	131	6	6	
DIV. I NON-CONF.	8- 3	72	0- 0	257	228	113	113	4	4	
TOTALS	RPI 1-25	RPI 26-50	W-L RECORDS	RPI 51-100	RPI 101-150	RPI 150+				
14- 13	0- 3	2- 4	OVERALL	4- 3	1- 1	7- 2				
11- 4	0- 1	1- 1	HOME	3- 1	1- 0	6- 1				
2- 8	0- 2	1- 2	AWAY	1- 2	0- 1	0- 1				
1- 1	0- 0	0- 1	NEUTRAL	0- 0	0- 0	1- 0				
8- 3	0- 1	0- 2	NON-CONFERENCE	1- 0	0- 0	7- 0				
6- 0	0- 0	0- 0	HOME	0- 0	0- 0	6- 0				
1- 2	0- 1	0- 1	AWAY	1- 0	0- 0	0- 0				
1- 1	0- 0	0- 1	NEUTRAL	0- 0	0- 0	1- 0				
6- 10	0- 2	2- 2	CONFERENCE	3- 3	1- 1	0- 2				
5- 4	0- 1	1- 1	HOME	3- 1	1- 0	0- 1				
1- 6	0- 1	1- 1	AWAY	0- 2	0- 1	0- 1				
0- 0	0- 0	0- 0	NEUTRAL	0- 0	0- 0	0- 0				

RPI 1-25				RPI 26-50				RPI 51-100				RPI 101+ Team's RPI: 131			
RPI	S	Opponent	Score	RPI	S	Opponent	Score	RPI	S	Opponent	Score	RPI	S	Opponent	Score
5	A	UConn	61 99	30	A	DePaul	84 73	56	H	Villanova	66 70	111	A	Creighton	71 80
11	A	Marquette	60 96	30	H	DePaul	85 94	77	A	Princeton	70 66	111	H	Creighton	82 75
11	H	Marquette	63 109	31	A	UCLA	62 78	93	H	St. John's (NY)	77 67	191	A	Xavier	62 63
				33	N	Georgia Tech	73 84	96	A	Georgetown	43 51	191	H	Xavier	76 80
				50	A	Butler	59 62	96	H	Georgetown	76 63	263	H	St. Francis Brooklyn	100 77
				50	H	Butler	83 62	100	A	Providence	75 82	298	H	Kennesaw St.	102 80
								100	H	Providence	79 73	300	H	UTSA	84 53
												303	H	Wagner	95 40
												311	N	UNC Greensboro	71 64
												328	H	UMass Lowell	90 57
												338	H	Saint Peter's	90 47
LAST 12 Division I GAMES:															
96	A	Georgetown	43 51	191	H	Xavier	76 80								
11	H	Marquette	63 109	96	H	Georgetown	76 63								
30	H	DePaul	85 94	56	H	Villanova	66 70								
111	A	Creighton	71 80	30	A	DePaul	84 73								
100	A	Providence	75 82	11	A	Marquette	60 96								
50	H	Butler	83 62	100	H	Providence	79 73								

Non-Div I Games:

Seton Hall

■ Loss,
 ■ Non-Conf,
 ■ S Site,
 ■ H Home
 ■ A Away
 N Neutral

Average RPI Win: 283	WON-LOST	WINNING	LAST 10	STRENGTH OF	OPP. STRENGTH	TEAM	ADJ.	CONF.	ADJ CONF.
Average RPI Loss: 189	RECORD	PCT. RANK	GAMES	SCHEDULE	OF SCHEDULE	RPI	RPI	RPI	RPI
DIV. I ONLY	12- 15	210	1- 0	303	290	270	270	26	26
DIV. I NON-CONF.	4- 7	228	1- 0	232	277	271	271	27	27
TOTALS	RPI 1-25	RPI 26-50	W-L RECORDS	RPI 51-100	RPI 101-150	RPI 150+			
12- 15	0- 0	0- 0	OVERALL	0- 4	0- 2	12- 9			
6- 8	0- 0	0- 0	HOME	0- 2	0- 1	6- 5			
5- 6	0- 0	0- 0	AWAY	0- 1	0- 1	5- 4			
1- 1	0- 0	0- 0	NEUTRAL	0- 1	0- 0	1- 0			
4- 7	0- 0	0- 0	NON-CONFERENCE	0- 3	0- 0	4- 4			
2- 4	0- 0	0- 0	HOME	0- 2	0- 0	2- 2			
1- 2	0- 0	0- 0	AWAY	0- 0	0- 0	1- 2			
1- 1	0- 0	0- 0	NEUTRAL	0- 1	0- 0	1- 0			
8- 8	0- 0	0- 0	CONFERENCE	0- 1	0- 2	8- 5			
4- 4	0- 0	0- 0	HOME	0- 0	0- 1	4- 3			
4- 4	0- 0	0- 0	AWAY	0- 1	0- 1	4- 2			
0- 0	0- 0	0- 0	NEUTRAL	0- 0	0- 0	0- 0			

RPI 1-25			RPI 26-50			RPI 51-100				RPI 101+		Team's RPI: 270			
RPI	S	Opponent	Score	RPI	S	Opponent	Score	RPI	S	Opponent	Score				
								58	A	Quinnipiac	31 68	140	A	Marist	59 88
								62	N	Drexel	39 51	140	H	Marist	58 73
								65	H	Penn	51 58	186	H	Rider	52 55
								91	H	Harvard	54 73	222	A	Monmouth	77 68
												222	H	Monmouth	54 56
												225	A	Sacred Heart	50 72
												229	H	Massachusetts	64 59
												230	A	St. Bonaventure	58 74
												235	A	Howard	86 81
												246	H	Hofstra	50 57
												255	H	Niagara	67 61
												256	H	Colgate	55 53
												286	A	Manhattan	48 52
												286	H	Manhattan	62 56
												287	A	Canisius	78 66
												290	A	Fairfield	55 59
												290	H	Fairfield	40 66
												297	H	Fla. Atlantic	66 70
												303	N	Wagner	74 71
												326	A	Iona	66 45
												326	H	Iona	59 47
												338	A	Saint Peter's	84 57
												338	H	Saint Peter's	50 46
LAST 12 Division I GAMES:															
				303	N	Wagner	74 71					286	A	Manhattan	48 52
				287	A	Canisius	78 66					140	H	Marist	58 73
				255	H	Niagara	67 61					290	A	Fairfield	55 59
				290	H	Fairfield	40 66					338	H	Saint Peter's	50 46
				222	H	Monmouth	54 56					58	A	Quinnipiac	31 68
				326	A	Iona	66 45					222	A	Monmouth	77 68

Non-Div I Games:

Siena

■ Loss,
■ Non-Conf,
■ S Site,
■ H Home
■ A Away
N Neutral

South Alabama

Through Games Of Feb. 22, 2019

Average RPI Win:	218	WON-LOST	WINNING	LAST 10	STRENGTH OF	OPP. STRENGTH	TEAM	ADJ.	CONF.	ADJ CONF.
Average RPI Loss:	126	RECORD	PCT. RANK	GAMES	SCHEDULE	OF SCHEDULE	RPI	RPI	RPI	RPI
DIV. I ONLY	17- 5	35	1- 0	270	132	104	104	12	12	
DIV. I NON-CONF.	9- 0	1	1- 0	304	233	59	59	14	14	
TOTALS	RPI 1-25	RPI 26-50	W-L RECORDS	RPI 51-100	RPI 101-150	RPI 150+				
17- 5	0- 0	0- 0	OVERALL	0- 2	4- 1	13- 2				
8- 2	0- 0	0- 0	HOME	0- 1	2- 0	6- 1				
8- 3	0- 0	0- 0	AWAY	0- 1	2- 1	6- 1				
1- 0	0- 0	0- 0	NEUTRAL	0- 0	0- 0	1- 0				
9- 0	0- 0	0- 0	NON-CONFERENCE	0- 0	1- 0	8- 0				
3- 0	0- 0	0- 0	HOME	0- 0	0- 0	3- 0				
5- 0	0- 0	0- 0	AWAY	0- 0	1- 0	4- 0				
1- 0	0- 0	0- 0	NEUTRAL	0- 0	0- 0	1- 0				
8- 5	0- 0	0- 0	CONFERENCE	0- 2	3- 1	5- 2				
5- 2	0- 0	0- 0	HOME	0- 1	2- 0	3- 1				
3- 3	0- 0	0- 0	AWAY	0- 1	1- 1	2- 1				
0- 0	0- 0	0- 0	NEUTRAL	0- 0	0- 0	0- 0				

RPI 1-25			RPI 26-50			RPI 51-100			RPI 101+ Team's RPI: 104		
RPI	S	Opponent	Score	RPI	S	Opponent	Score	RPI	S	Opponent	Score
								60	A	Little Rock	44 47
								60	H	Little Rock	42 65
										107	H Troy 80 77
										123	A Georgia St. 68 59
										123	H Georgia St. 62 59
										134	A Alabama 72 67
										148	A Appalachian St. 63 71
										153	N New Mexico St. 68 67
										175	A Southern U. 53 49
										176	A Coastal Caro. 88 78
										181	A Arkansas St. 58 69
										181	H Arkansas St. 64 77
										183	H Southern Miss. 77 68
										244	H Louisiana 83 60
										258	H ETSU 81 74
										260	H Alabama St. 77 65
										280	A Ga. Southern 69 53
										280	H Ga. Southern 73 60
										282	A Central Ark. 58 50
										299	A Tennessee St. 78 56
										312	A FIU 84 77
										317	H La.-Monroe 77 49
LAST 12 Division I GAMES:											
				312	A	FIU	84 77			317	H La.-Monroe 77 49
				123	H	Georgia St.	62 59			244	H Louisiana 83 60
				280	H	Ga. Southern	73 60			280	A Ga. Southern 69 53
				60	A	Little Rock	44 47			123	A Georgia St. 68 59
				181	A	Arkansas St.	58 69			60	H Little Rock 42 65
				107	H	Troy	80 77			181	H Arkansas St. 64 77

Non-Div I Games: Faulkner 97 40 Spring Hill 75 57

South Alabama

Loss, Non-Conf, S Site, H Home A Away N Neutral

South Carolina

Through Games Of Feb. 22, 2019

Average RPI Win:	135	WON-LOST	WINNING	LAST 10	STRENGTH OF	OPP. STRENGTH	TEAM	ADJ.	CONF.	ADJ CONF.
Average RPI Loss:	13	RECORD	PCT. RANK	GAMES	SCHEDULE	OF SCHEDULE	RPI	RPI	RPI	RPI
DIV. I ONLY	19- 7	56	0- 1	19	24	20	20	5	5	
DIV. I NON-CONF.	8- 5	119	0- 1	16	16	37	37	5	5	
TOTALS	RPI 1-25	RPI 26-50	W-L RECORDS	RPI 51-100	RPI 101-150	RPI 150+				
19- 7	2- 7	2- 0	OVERALL	3- 0	4- 0	8- 0				
11- 3	0- 3	2- 0	HOME	0- 0	4- 0	5- 0				
7- 2	2- 2	0- 0	AWAY	3- 0	0- 0	2- 0				
1- 2	0- 2	0- 0	NEUTRAL	0- 0	0- 0	1- 0				
8- 5	0- 5	1- 0	NON-CONFERENCE	1- 0	2- 0	4- 0				
5- 2	0- 2	1- 0	HOME	0- 0	2- 0	2- 0				
2- 1	0- 1	0- 0	AWAY	1- 0	0- 0	1- 0				
1- 2	0- 2	0- 0	NEUTRAL	0- 0	0- 0	1- 0				
11- 2	2- 2	1- 0	CONFERENCE	2- 0	2- 0	4- 0				
6- 1	0- 1	1- 0	HOME	0- 0	2- 0	3- 0				
5- 1	2- 1	0- 0	AWAY	2- 0	0- 0	1- 0				
0- 0	0- 0	0- 0	NEUTRAL	0- 0	0- 0	0- 0				

RPI S	Opponent	Score	RPI S	Opponent	Score	RPI S	Opponent	Score	RPI S	Opponent	Score
2	H Baylor	69 94	27	H Missouri	79 65	66	A LSU	76 53	103	H Georgia	65 57
5	A UConn	79 97	49	H Clemson	69 57	73	A Purdue	82 73	113	H Dayton	65 55
7	A Mississippi St.	74 89				89	A Arkansas	87 79	134	H Alabama	62 59
14	H Maryland	61 85							148	H Appalachian St.	80 50
17	A Texas A&M	60 57							165	H Temple	88 60
19	A Kentucky	74 70							200	H Ole Miss	76 42
19	H Kentucky	57 65							201	H Vanderbilt	80 69
22	N Oregon St.	68 70							210	H Furman	66 53
23	N Drake	85 90							218	A Florida	96 77
									218	H Florida	71 40
									258	N ETSU	101 55
									260	A Alabama St.	94 38
LAST 12 Division I GAMES:											
23	N Drake	85 90	200	H Ole Miss	76 42						
22	N Oregon St.	68 70	89	A Arkansas	87 79						
19	H Kentucky	57 65	19	A Kentucky	74 70						
218	A Florida	96 77	201	H Vanderbilt	80 69						
103	H Georgia	65 57	27	H Missouri	79 65						
5	A UConn	79 97	7	A Mississippi St.	74 89						

Non-Div I Games:

South Carolina

Loss, Non-Conf, S Site, H Home A Away N Neutral

Average RPI Win:	315	WON-LOST	WINNING	LAST 10	STRENGTH OF	OPP. STRENGTH	TEAM	ADJ.	CONF.	ADJ CONF.
Average RPI Loss:	209	RECORD	PCT. RANK	GAMES	SCHEDULE	OF SCHEDULE	RPI	RPI	RPI	RPI
DIV. I ONLY	11- 13	205	1- 0	350	322	308	308	32	32	
DIV. I NON-CONF.	5- 7	206	1- 0	332	273	292	292	32	32	
TOTALS	RPI 1-25	RPI 26-50	W-L RECORDS	RPI 51-100	RPI 101-150	RPI 150+				
11- 13	0- 0	0- 0	OVERALL	0- 2	0- 1	11- 10				
6- 5	0- 0	0- 0	HOME	0- 0	0- 0	6- 5				
5- 6	0- 0	0- 0	AWAY	0- 2	0- 0	5- 4				
0- 2	0- 0	0- 0	NEUTRAL	0- 0	0- 1	0- 1				
5- 7	0- 0	0- 0	NON-CONFERENCE	0- 2	0- 1	5- 4				
3- 1	0- 0	0- 0	HOME	0- 0	0- 0	3- 1				
2- 4	0- 0	0- 0	AWAY	0- 2	0- 0	2- 2				
0- 2	0- 0	0- 0	NEUTRAL	0- 0	0- 1	0- 1				
6- 6	0- 0	0- 0	CONFERENCE	0- 0	0- 0	6- 6				
3- 4	0- 0	0- 0	HOME	0- 0	0- 0	3- 4				
3- 2	0- 0	0- 0	AWAY	0- 0	0- 0	3- 2				
0- 0	0- 0	0- 0	NEUTRAL	0- 0	0- 0	0- 0				

RPI 1-25			RPI 26-50			RPI 51-100				RPI 101+ Team's RPI: 308					
RPI	S	Opponent	Score	RPI	S	Opponent	Score	RPI	S	Opponent	Score	RPI	S	Opponent	Score
								70	A	Arizona	32 73	115	N	Wake Forest	44 58
								95	A	Radford	31 61	176	A	Coastal Caro.	44 57
												182	A	UMES	43 63
												195	H	N.C. A&T	44 58
												213	N	East Carolina	63 71
												215	H	Bethune-Cookman	64 69
												217	H	UNLV	58 49
												235	H	Howard	72 63
												275	H	Norfolk St.	50 57
												281	H	Winthrop	50 58
												293	A	Col. of Charleston	51 75
												301	H	Charleston So.	67 58
												302	A	Morgan St.	51 62
												302	H	Morgan St.	61 63
												330	A	Coppin St.	75 59
												330	H	Coppin St.	60 55
												331	A	Presbyterian	57 48
												335	A	Western Caro.	54 39
												343	A	Delaware St.	63 60
												344	H	USC Upstate	71 66
												347	H	Florida A&M	61 48
												348	A	Savannah St.	71 60
LAST 12 Division I GAMES:															
				217	H	UNLV	58 49					182	A	UMES	43 63
				347	H	Florida A&M	61 48					348	A	Savannah St.	71 60
				215	H	Bethune-Cookman	64 69					275	H	Norfolk St.	50 57
				330	H	Coppin St.	60 55					235	H	Howard	72 63
				302	H	Morgan St.	61 63					330	A	Coppin St.	75 59
				343	A	Delaware St.	63 60					302	A	Morgan St.	51 62

Non-Div I Games: Voorhees 88 61 UNKNOWN 67 51

South Dakota

Through Games Of Feb. 22, 2019

Average RPI Win:	188	WON-LOST	WINNING	LAST 10	STRENGTH OF	OPP. STRENGTH	TEAM	ADJ.	CONF.	ADJ CONF.
Average RPI Loss:	78	RECORD	PCT. RANK	GAMES	SCHEDULE	OF SCHEDULE	RPI	RPI	RPI	RPI
DIV. I ONLY	22- 3	10	1- 0	163	124	32	32	19	19	
DIV. I NON-CONF.	10- 2	37	0- 0	47	19	13	13	19	19	
TOTALS	RPI 1-25	RPI 26-50	W-L RECORDS	RPI 51-100	RPI 101-150	RPI 150+				
22- 3	1- 1	2- 1	OVERALL	2- 0	2- 0	15- 1				
9- 0	1- 0	1- 0	HOME	1- 0	0- 0	6- 0				
10- 2	0- 1	1- 0	AWAY	1- 0	1- 0	7- 1				
3- 1	0- 0	0- 1	NEUTRAL	0- 0	1- 0	2- 0				
10- 2	1- 1	1- 1	NON-CONFERENCE	2- 0	2- 0	4- 0				
3- 0	1- 0	0- 0	HOME	1- 0	0- 0	1- 0				
4- 1	0- 1	1- 0	AWAY	1- 0	1- 0	1- 0				
3- 1	0- 0	0- 1	NEUTRAL	0- 0	1- 0	2- 0				
12- 1	0- 0	1- 0	CONFERENCE	0- 0	0- 0	11- 1				
6- 0	0- 0	1- 0	HOME	0- 0	0- 0	5- 0				
6- 1	0- 0	0- 0	AWAY	0- 0	0- 0	6- 1				
0- 0	0- 0	0- 0	NEUTRAL	0- 0	0- 0	0- 0				

RPI 1-25				RPI 26-50				Team's RPI: 32				RPI 51-100				RPI 101+			
RPI	S	Opponent	Score	RPI	S	Opponent	Score	RPI	S	Opponent	Score	RPI	S	Opponent	Score	RPI	S	Opponent	Score
9	H	Iowa St.	64 59	27	A	Missouri	74 61	68	H	Green Bay	55 49	101	N	Loyola Marymount	67 40				
23	A	Drake	64 76	36	H	South Dakota St.	105 98	69	A	Missouri St.	85 74	111	A	Creighton	77 65				
				46	N	Indiana	60 68					156	A	Montana	64 41				
												166	A	Denver	99 104				
												166	H	Denver	73 58				
												174	A	Oral Roberts	76 72				
												174	H	Oral Roberts	75 64				
												198	N	Grambling	67 53				
												219	A	Western Ill.	83 61				
												219	H	Western Ill.	92 49				
												243	A	North Dakota	80 50				
												247	N	Wichita St.	73 64				
												305	H	Incarinate Word	96 43				
												312	A	Omaha	80 49				
												312	H	Omaha	78 33				
												320	A	North Dakota St.	67 41				
												333	A	Purdue Fort Wayne	71 49				
												333	H	Purdue Fort Wayne	69 51				
LAST 12 Division I GAMES:																			
166	H	Denver	73 58	243	A	North Dakota	80 50												
219	A	Western Ill.	83 61	312	A	Omaha	80 49												
174	H	Oral Roberts	75 64	174	A	Oral Roberts	76 72												
312	H	Omaha	78 33	333	H	Purdue Fort Wayne	69 51												
333	A	Purdue Fort Wayne	71 49	36	H	South Dakota St.	105 98												
219	H	Western Ill.	92 49	166	A	Denver	99 104												

Non-Div I Games: St. Mary (NE) 112 52 Bellevue 79 40

South Dakota

Loss, Non-Conf, S Site, H Home A Away N Neutral

Average RPI Win:	203	WON-LOST	WINNING	LAST 10	STRENGTH OF	OPP. STRENGTH	TEAM	ADJ.	CONF.	ADJ CONF.
Average RPI Loss:	23	RECORD	PCT. RANK	GAMES	SCHEDULE	OF SCHEDULE	RPI	RPI	RPI	RPI
DIV. I ONLY	21- 6	33	1- 0	91	128	36	36	19	19	
DIV. I NON-CONF.	8- 5	119	0- 0	5	12	18	18	19	19	
TOTALS	RPI 1-25	RPI 26-50	W-L RECORDS	RPI 51-100	RPI 101-150	RPI 150+				
21- 6	2- 3	0- 3	OVERALL	2- 0	2- 0	15- 0				
11- 1	1- 1	0- 0	HOME	2- 0	1- 0	7- 0				
10- 3	1- 1	0- 2	AWAY	0- 0	1- 0	8- 0				
0- 2	0- 1	0- 1	NEUTRAL	0- 0	0- 0	0- 0				
8- 5	2- 3	0- 2	NON-CONFERENCE	2- 0	2- 0	2- 0				
5- 1	1- 1	0- 0	HOME	2- 0	1- 0	1- 0				
3- 2	1- 1	0- 1	AWAY	0- 0	1- 0	1- 0				
0- 2	0- 1	0- 1	NEUTRAL	0- 0	0- 0	0- 0				
13- 1	0- 0	0- 1	CONFERENCE	0- 0	0- 0	13- 0				
6- 0	0- 0	0- 0	HOME	0- 0	0- 0	6- 0				
7- 1	0- 0	0- 1	AWAY	0- 0	0- 0	7- 0				
0- 0	0- 0	0- 0	NEUTRAL	0- 0	0- 0	0- 0				

RPI 1-25				RPI 26-50				Team's RPI: 36	RPI 51-100				RPI 101+			
RPI	S	Opponent	Score	RPI	S	Opponent	Score		RPI	S	Opponent	Score	RPI	S	Opponent	Score
2	N	Baylor	66 72	32	A	South Dakota	98 105		68	H	Green Bay	77 47	111	H	Creighton	74 48
6	H	Oregon	79 87	40	N	Buffalo	55 61		72	H	FGCU	80 62	147	A	Montana St.	88 67
11	A	Marquette	52 91	45	A	Wyoming	70 77						158	A	Chattanooga	71 54
23	H	Drake	80 71										166	A	Denver	83 67
24	A	Central Mich.	80 71										166	H	Denver	76 59
LAST 12 Division I GAMES:																
333	H	Purdue Fort Wayne	92 68	312	H	Omaha	81 47						320	A	North Dakota St.	88 48
320	A	North Dakota St.	88 48	320	H	North Dakota St.	86 33						320	H	North Dakota St.	86 33
312	A	Omaha	82 38	243	A	North Dakota	66 48						333	A	Purdue Fort Wayne	85 52
243	H	North Dakota	81 58	174	H	Oral Roberts	68 55						333	H	Purdue Fort Wayne	92 68
174	A	Oral Roberts	74 65	166	H	Denver	76 59						348	H	Savannah St.	97 49
166	A	Denver	83 67	32	A	South Dakota	98 105									

Non-Div I Games:

South Dakota St.

■ Loss,
 ■ Non-Conf, S Site,
 ■ Home
 ■ Away
 N Neutral

Average RPI Win:	180	WON-LOST	WINNING	LAST 10	STRENGTH OF	OPP. STRENGTH	TEAM	ADJ.	CONF.	ADJ CONF.
Average RPI Loss:	82	RECORD	PCT. RANK	GAMES	SCHEDULE	OF SCHEDULE	RPI	RPI	RPI	RPI
DIV. I ONLY	14- 12	150	1- 0	110	67	130	130	9	9	
DIV. I NON-CONF.	9- 5	104	0- 0	188	21	126	126	9	9	
TOTALS	RPI 1-25	RPI 26-50	W-L RECORDS	RPI 51-100	RPI 101-150	RPI 150+				
14- 12	0- 4	1- 1	OVERALL	1- 3	2- 2	10- 2				
9- 4	0- 1	0- 0	HOME	0- 2	1- 0	8- 1				
4- 4	0- 2	0- 0	AWAY	1- 1	1- 0	2- 1				
1- 4	0- 1	1- 1	NEUTRAL	0- 0	0- 2	0- 0				
9- 5	0- 1	1- 1	NON-CONFERENCE	1- 1	0- 2	7- 0				
7- 0	0- 0	0- 0	HOME	0- 0	0- 0	7- 0				
1- 1	0- 0	0- 0	AWAY	1- 1	0- 0	0- 0				
1- 4	0- 1	1- 1	NEUTRAL	0- 0	0- 2	0- 0				
5- 7	0- 3	0- 0	CONFERENCE	0- 2	2- 0	3- 2				
2- 4	0- 1	0- 0	HOME	0- 2	1- 0	1- 1				
3- 3	0- 2	0- 0	AWAY	0- 0	1- 0	2- 1				
0- 0	0- 0	0- 0	NEUTRAL	0- 0	0- 0	0- 0				

RPI 1-25				RPI 26-50				RPI 51-100				RPI 101+ Team's RPI: 130			
RPI	S	Opponent	Score	RPI	S	Opponent	Score	RPI	S	Opponent	Score	RPI	S	Opponent	Score
5	A	UConn	46 63	28	N	North Carolina	69 71	66	A	LSU	49 78	105	N	Virginia	67 74
15	A	UCF	63 66	31	N	UCLA	60 56	78	A	Ohio St.	71 47	111	N	Creighton	76 83
15	H	UCF	49 62					88	H	Cincinnati	56 57	150	A	Tulane	50 45
19	N	Kentucky	63 85					99	H	Houston	52 54	150	H	Tulane	73 46
												151	H	Oklahoma	87 70
												159	H	Tulsa	59 48
												165	A	Temple	63 53
												192	H	George Washington	63 30
												198	H	Grambling	67 50
												204	H	Memphis	40 47
												213	A	East Carolina	63 50
												215	H	Bethune-Cookman	88 39
												227	A	SMU	44 46
												231	H	Albany (NY)	74 37
												276	H	Vermont	102 55
												309	H	New Hampshire	79 36
LAST 12 Division I GAMES:															
213	A	East Carolina	63 50	227	A	SMU	44 46								
159	H	Tulsa	59 48	204	H	Memphis	40 47								
99	H	Houston	52 54	150	H	Tulane	73 46								
150	A	Tulane	50 45	5	A	UConn	46 63								
15	A	UCF	63 66	15	H	UCF	49 62								
88	H	Cincinnati	56 57	165	A	Temple	63 53								

Non-Div I Games:

South Fla.

■ Loss,
 ■ Non-Conf, S Site,
 ■ Home
 ■ Away
 N Neutral

Average RPI Win:	266	WON-LOST	WINNING	LAST 10	STRENGTH OF	OPP. STRENGTH	TEAM	ADJ.	CONF.	ADJ CONF.
Average RPI Loss:	169	RECORD	PCT. RANK	GAMES	SCHEDULE	OF SCHEDULE	RPI	RPI	RPI	RPI
DIV. I ONLY	10- 14	221	0- 1	221	285	220	220	21	21	
DIV. I NON-CONF.	3- 6	241	0- 0	204	261	220	220	21	21	
TOTALS	RPI 1-25	RPI 26-50	W-L RECORDS	RPI 51-100	RPI 101-150	RPI 150+				
10- 14	0- 1	0- 0	OVERALL	0- 1	1- 5	9- 7				
5- 4	0- 0	0- 0	HOME	0- 0	1- 1	4- 3				
5- 9	0- 1	0- 0	AWAY	0- 1	0- 4	5- 3				
0- 1	0- 0	0- 0	NEUTRAL	0- 0	0- 0	0- 1				
3- 6	0- 1	0- 0	NON-CONFERENCE	0- 0	0- 2	3- 3				
1- 1	0- 0	0- 0	HOME	0- 0	0- 0	1- 1				
2- 4	0- 1	0- 0	AWAY	0- 0	0- 2	2- 1				
0- 1	0- 0	0- 0	NEUTRAL	0- 0	0- 0	0- 1				
7- 8	0- 0	0- 0	CONFERENCE	0- 1	1- 3	6- 4				
4- 3	0- 0	0- 0	HOME	0- 0	1- 1	3- 2				
3- 5	0- 0	0- 0	AWAY	0- 1	0- 2	3- 2				
0- 0	0- 0	0- 0	NEUTRAL	0- 0	0- 0	0- 0				

RPI 1-25				RPI 26-50				RPI 51-100				RPI 101+ Team's RPI: 220			
RPI	S	Opponent	Score	RPI	S	Opponent	Score	RPI	S	Opponent	Score	RPI	S	Opponent	Score
7	A	Mississippi St.	53 88					63	A	Belmont	57 91	136	A	UT Martin	50 61
												136	H	UT Martin	73 80
												138	H	Tennessee Tech	62 53
												142	A	Morehead St.	54 82
												146	A	Southern Ill.	40 60
												149	A	Bradley	79 85
												180	N	North Ala.	67 80
												189	H	Indiana St.	51 62
												193	H	Jacksonville St.	39 56
												204	A	Memphis	57 69
												219	H	Western Ill.	81 71
												248	A	SIUE	62 52
												248	H	SIUE	63 58
												252	A	Austin Peay	54 56
												252	H	Austin Peay	64 54
												271	H	Murray St.	59 64
												285	A	Eastern Ill.	80 54
												285	H	Eastern Ill.	72 57
												299	A	Tennessee St.	59 62
												323	A	NJIT	68 58
												325	A	Eastern Ky.	52 42
												332	A	Evansville	54 50
LAST 12 Division I GAMES:															
252	A	Austin Peay	54 56	63	A	Belmont	57 91								
285	A	Eastern Ill.	80 54	285	H	Eastern Ill.	72 57								
136	A	UT Martin	50 61	248	H	SIUE	63 58								
193	H	Jacksonville St.	39 56	325	A	Eastern Ky.	52 42								
138	H	Tennessee Tech	62 53	142	A	Morehead St.	54 82								
299	A	Tennessee St.	59 62	271	H	Murray St.	59 64								

Non-Div I Games: Ill.-Springfield 82 46 Harris-Stowe 80 65

Southeast Mo. St.

Loss, Non-Conf, S Site, H Home A Away N Neutral

Average RPI Win:	278	WON-LOST	WINNING	LAST 10	STRENGTH OF	OPP. STRENGTH	TEAM	ADJ.	CONF.	ADJ CONF.
Average RPI Loss:	212	RECORD	PCT. RANK	GAMES	SCHEDULE	OF SCHEDULE	RPI	RPI	RPI	RPI
DIV. I ONLY	8- 15	257	0- 1	328	306	307	307	25	25	
DIV. I NON-CONF.	4- 5	190	0- 0	298	331	218	218	23	23	
TOTALS	RPI 1-25	RPI 26-50	W-L RECORDS	RPI 51-100	RPI 101-150	RPI 150+				
8- 15	0- 0	0- 0	OVERALL	0- 3	0- 1	8- 11				
5- 5	0- 0	0- 0	HOME	0- 1	0- 0	5- 4				
3- 10	0- 0	0- 0	AWAY	0- 2	0- 1	3- 7				
0- 0	0- 0	0- 0	NEUTRAL	0- 0	0- 0	0- 0				
4- 5	0- 0	0- 0	NON-CONFERENCE	0- 1	0- 1	4- 3				
1- 1	0- 0	0- 0	HOME	0- 0	0- 0	1- 1				
3- 4	0- 0	0- 0	AWAY	0- 1	0- 1	3- 2				
0- 0	0- 0	0- 0	NEUTRAL	0- 0	0- 0	0- 0				
4- 10	0- 0	0- 0	CONFERENCE	0- 2	0- 0	4- 8				
4- 4	0- 0	0- 0	HOME	0- 1	0- 0	4- 3				
0- 6	0- 0	0- 0	AWAY	0- 1	0- 0	0- 5				
0- 0	0- 0	0- 0	NEUTRAL	0- 0	0- 0	0- 0				

RPI S	Opponent	Score	RPI S	Opponent	Score	RPI S	Opponent	Score	RPI S	Opponent	Score	Team's RPI: 307
66	A LSU	52 72	67	A Lamar University	54 94	76	H SFA	51 62	134	A Alabama	40 88	
									164	H Abilene Christian	74 71	
									167	A Louisiana Tech	53 72	
									173	H Nicholls St.	66 73	
									179	A Sam Houston St.	63 94	
									183	H Southern Miss.	52 59	
									227	A SMU	63 62	
									250	H A&M-Corpus Christi	56 45	
									282	A Central Ark.	33 75	
									282	H Central Ark.	62 53	
									292	A Jackson St.	50 45	
									295	A Alabama A&M	48 51	
									296	H New Orleans	58 61	
									305	A Incarnate Word	69 76	
									314	A McNeese	56 62	
									314	H McNeese	70 75	
									317	H La.-Monroe	49 42	
									324	A Northwestern St.	47 58	
									341	H Houston Baptist	73 65	
									351	A Alcorn	77 59	
LAST 12 Division I GAMES:												
296	H New Orleans	58 61	179	A Sam Houston St.	63 94							
314	H McNeese	70 75	324	A Northwestern St.	47 58							
305	A Incarnate Word	69 76	341	H Houston Baptist	73 65							
282	A Central Ark.	33 75	314	A McNeese	56 62							
250	H A&M-Corpus Christi	56 45	67	A Lamar University	54 94							
173	H Nicholls St.	66 73	164	H Abilene Christian	74 71							

Non-Div I Games: Mobile 70 57 Xavier (LA) 47 59

Southeastern La.

Loss, Non-Conf, S Site, H Home A Away N Neutral

Average RPI Win:	215	WON-LOST	WINNING	LAST 10	STRENGTH OF	OPP. STRENGTH	TEAM	ADJ.	CONF.	ADJ CONF.
Average RPI Loss:	113	RECORD	PCT. RANK	GAMES	SCHEDULE	OF SCHEDULE	RPI	RPI	RPI	RPI
DIV. I ONLY	12- 12	167	1- 0	85	211	146	146	13	13	
DIV. I NON-CONF.	7- 4	108	0- 0	99	224	81	81	15	15	
TOTALS	RPI 1-25	RPI 26-50	W-L RECORDS	RPI 51-100	RPI 101-150	RPI 150+				
12- 12	0- 2	0- 0	OVERALL	1- 3	3- 3	8- 4				
9- 3	0- 0	0- 0	HOME	1- 1	2- 0	6- 2				
2- 8	0- 1	0- 0	AWAY	0- 2	0- 3	2- 2				
1- 1	0- 1	0- 0	NEUTRAL	0- 0	1- 0	0- 0				
7- 4	0- 1	0- 0	NON-CONFERENCE	1- 0	2- 2	4- 1				
5- 0	0- 0	0- 0	HOME	1- 0	1- 0	3- 0				
1- 3	0- 0	0- 0	AWAY	0- 0	0- 2	1- 1				
1- 1	0- 1	0- 0	NEUTRAL	0- 0	1- 0	0- 0				
5- 8	0- 1	0- 0	CONFERENCE	0- 3	1- 1	4- 3				
4- 3	0- 0	0- 0	HOME	0- 1	1- 0	3- 2				
1- 5	0- 1	0- 0	AWAY	0- 2	0- 1	1- 1				
0- 0	0- 0	0- 0	NEUTRAL	0- 0	0- 0	0- 0				

RPI 1-25				RPI 26-50				RPI 51-100				RPI 101+ Team's RPI: 146			
RPI	S	Opponent	Score	RPI	S	Opponent	Score	RPI	S	Opponent	Score	RPI	S	Opponent	Score
16	N	Arizona St.	38 82					69	A	Missouri St.	51 66	112	N	Hartford	72 50
23	A	Drake	66 94					69	H	Missouri St.	58 70	125	H	IUPUI	78 73
								80	A	UNI	53 65	127	A	Western Ky.	76 83
								97	H	Northern Ill.	82 73	136	A	UT Martin	94 95
												149	A	Bradley	53 58
												149	H	Bradley	62 55
												155	A	Illinois St.	52 60
												155	H	Illinois St.	66 68
												185	A	Saint Louis	58 62
												189	H	Indiana St.	58 61
												194	H	Marshall	58 49
												220	H	Southeast Mo. St.	60 40
												241	A	Loyola Chicago	64 41
												241	H	Loyola Chicago	74 63
												271	A	Murray St.	65 59
												285	H	Eastern Ill.	73 59
												310	H	Valparaiso	87 65
												332	H	Evansville	67 47
LAST 12 Division I GAMES:															
241	A	Loyola Chicago	64 41	241	H	Loyola Chicago	74 63								
155	H	Illinois St.	66 68	310	H	Valparaiso	87 65								
149	H	Bradley	62 55	149	A	Bradley	53 58								
69	H	Missouri St.	58 70	155	A	Illinois St.	52 60								
23	A	Drake	66 94	69	A	Missouri St.	51 66								
80	A	UNI	53 65	189	H	Indiana St.	58 61								

Non-Div I Games:

Southern Ill.

■ Loss,
 ■ Non-Conf,
 ■ S Site,
 ■ Home
 ■ A Away
 N Neutral

Average RPI Win:	264	WON-LOST	WINNING	LAST 10	STRENGTH OF	OPP. STRENGTH	TEAM	ADJ.	CONF.	ADJ CONF.
Average RPI Loss:	106	RECORD	PCT. RANK	GAMES	SCHEDULE	OF SCHEDULE	RPI	RPI	RPI	RPI
DIV. I ONLY	13- 11	146	1- 0	200	227	183	183	14	14	
DIV. I NON-CONF.	6- 5	143	0- 0	267	326	239	239	17	17	
TOTALS	RPI 1-25	RPI 26-50	W-L RECORDS	RPI 51-100	RPI 101-150	RPI 150+				
13- 11	0- 1	0- 1	OVERALL	0- 3	2- 3	11- 3				
8- 6	0- 1	0- 1	HOME	0- 2	1- 0	7- 2				
5- 5	0- 0	0- 0	AWAY	0- 1	1- 3	4- 1				
0- 0	0- 0	0- 0	NEUTRAL	0- 0	0- 0	0- 0				
6- 5	0- 1	0- 0	NON-CONFERENCE	0- 1	0- 2	6- 1				
5- 3	0- 1	0- 0	HOME	0- 1	0- 0	5- 1				
1- 2	0- 0	0- 0	AWAY	0- 0	0- 2	1- 0				
0- 0	0- 0	0- 0	NEUTRAL	0- 0	0- 0	0- 0				
7- 6	0- 0	0- 1	CONFERENCE	0- 2	2- 1	5- 2				
3- 3	0- 0	0- 1	HOME	0- 1	1- 0	2- 1				
4- 3	0- 0	0- 0	AWAY	0- 1	1- 1	3- 1				
0- 0	0- 0	0- 0	NEUTRAL	0- 0	0- 0	0- 0				

RPI 1-25				RPI 26-50				RPI 51-100				RPI 101+ Team's RPI: 183			
RPI	S	Opponent	Score	RPI	S	Opponent	Score	RPI	S	Opponent	Score	RPI	S	Opponent	Score
7	H	Mississippi St.	42 86	35	H	Rice	47 58	64	A	Middle Tenn.	49 66	104	A	South Alabama	68 77
								75	H	Old Dominion	50 53	114	A	UAB	60 71
								99	H	Houston	44 61	127	A	Western Ky.	69 56
												133	H	Charlotte	65 54
												150	A	Tulane	54 71
												167	A	Louisiana Tech	85 106
												177	H	North Texas	48 62
												179	H	Sam Houston St.	61 65
												194	A	Marshall	64 52
												198	H	Grambling	68 47
												277	A	UTEP	64 63
												284	H	Samford	76 40
												297	H	Fla. Atlantic	67 45
												300	A	UTSA	70 45
												307	A	Southeastern La.	59 52
												312	H	FIU	71 57
												324	H	Northwestern St.	69 54
												329	H	Mississippi Val.	67 60
												351	H	Alcorn	66 47
LAST 12 Division I GAMES:															
277	A	UTEP	64 63	127	A	Western Ky.	69 56								
300	A	UTSA	70 45	75	H	Old Dominion	50 53								
167	A	Louisiana Tech	85 106	133	H	Charlotte	65 54								
297	H	Fla. Atlantic	67 45	114	A	UAB	60 71								
312	H	FIU	71 57	64	A	Middle Tenn.	49 66								
194	A	Marshall	64 52	177	H	North Texas	48 62								

Non-Div I Games: Blue Mountain (MS) 84 38 William Carey 74 48

Southern Miss.

Loss, Non-Conf, S Site, H Home A Away N Neutral

Average RPI Win:	292	WON-LOST	WINNING	LAST 10	STRENGTH OF	OPP. STRENGTH	TEAM	ADJ.	CONF.	ADJ CONF.
Average RPI Loss:	110	RECORD	PCT. RANK	GAMES	SCHEDULE	OF SCHEDULE	RPI	RPI	RPI	RPI
DIV. I ONLY	10- 10	167	0- 0	224	262	175	175	29	29	
DIV. I NON-CONF.	0- 7	336	0- 0	2	5	168	168	28	28	
TOTALS	RPI 1-25	RPI 26-50	W-L RECORDS	RPI 51-100	RPI 101-150	RPI 150+				
10- 10	0- 3	0- 2	OVERALL	0- 0	0- 2	10- 3				
4- 3	0- 0	0- 0	HOME	0- 0	0- 1	4- 2				
6- 7	0- 3	0- 2	AWAY	0- 0	0- 1	6- 1				
0- 0	0- 0	0- 0	NEUTRAL	0- 0	0- 0	0- 0				
0- 7	0- 3	0- 2	NON-CONFERENCE	0- 0	0- 2	0- 0				
0- 1	0- 0	0- 0	HOME	0- 0	0- 1	0- 0				
0- 6	0- 3	0- 2	AWAY	0- 0	0- 1	0- 0				
0- 0	0- 0	0- 0	NEUTRAL	0- 0	0- 0	0- 0				
10- 3	0- 0	0- 0	CONFERENCE	0- 0	0- 0	10- 3				
4- 2	0- 0	0- 0	HOME	0- 0	0- 0	4- 2				
6- 1	0- 0	0- 0	AWAY	0- 0	0- 0	6- 1				
0- 0	0- 0	0- 0	NEUTRAL	0- 0	0- 0	0- 0				

RPI 1-25				RPI 26-50				RPI 51-100				RPI 101+ Team's RPI: 175			
RPI	S	Opponent	Score	RPI	S	Opponent	Score	RPI	S	Opponent	Score	RPI	S	Opponent	Score
2	A	Baylor	49 94	34	A	TCU	40 69					104	H	South Alabama	49 53
16	A	Arizona St.	47 69	44	A	Michigan	35 76					135	A	Texas Tech	58 76
19	A	Kentucky	41 91									196	H	Prairie View	54 55
												198	A	Grambling	86 81
												198	H	Grambling	71 65
												234	H	Texas Southern	63 61
												260	A	Alabama St.	61 78
												292	A	Jackson St.	76 74
												292	H	Jackson St.	52 59
												295	A	Alabama A&M	54 50
												329	A	Mississippi Val.	67 46
												329	H	Mississippi Val.	74 67
												346	A	Ark.-Pine Bluff	56 45
												346	H	Ark.-Pine Bluff	73 41
												351	A	Alcorn	75 54
LAST 12 Division I GAMES:															
329	A	Mississippi Val.	67 46	295	A	Alabama A&M	54 50								
346	A	Ark.-Pine Bluff	56 45	329	H	Mississippi Val.	74 67								
292	H	Jackson St.	52 59	346	H	Ark.-Pine Bluff	73 41								
198	H	Grambling	71 65	292	A	Jackson St.	76 74								
351	A	Alcorn	75 54	198	A	Grambling	86 81								
260	A	Alabama St.	61 78	234	H	Texas Southern	63 61								

Non-Div I Games: Dillard 61 63 Wiley 89 58 Louisiana Col. 77 53 Millsaps 71 36 Southern U.

Average RPI Win:	217	WON-LOST	WINNING	LAST 10	STRENGTH OF	OPP. STRENGTH	TEAM	ADJ.	CONF.	ADJ CONF.
Average RPI Loss:	156	RECORD	PCT. RANK	GAMES	SCHEDULE	OF SCHEDULE	RPI	RPI	RPI	RPI
DIV. I ONLY	6- 19	300	0- 1	150	228	288	288	16	16	
DIV. I NON-CONF.	3- 6	241	0- 1	33	304	183	183	12	12	
TOTALS	RPI 1-25	RPI 26-50	W-L RECORDS	RPI 51-100	RPI 101-150	RPI 150+				
6- 19	0- 0	1- 0	OVERALL	0- 5	0- 4	5- 10				
5- 7	0- 0	1- 0	HOME	0- 2	0- 2	4- 3				
1- 12	0- 0	0- 0	AWAY	0- 3	0- 2	1- 7				
0- 0	0- 0	0- 0	NEUTRAL	0- 0	0- 0	0- 0				
3- 6	0- 0	1- 0	NON-CONFERENCE	0- 2	0- 0	2- 4				
3- 1	0- 0	1- 0	HOME	0- 0	0- 0	2- 1				
0- 5	0- 0	0- 0	AWAY	0- 2	0- 0	0- 3				
0- 0	0- 0	0- 0	NEUTRAL	0- 0	0- 0	0- 0				
3- 13	0- 0	0- 0	CONFERENCE	0- 3	0- 4	3- 6				
2- 6	0- 0	0- 0	HOME	0- 2	0- 2	2- 2				
1- 7	0- 0	0- 0	AWAY	0- 1	0- 2	1- 4				
0- 0	0- 0	0- 0	NEUTRAL	0- 0	0- 0	0- 0				

RPI S	Opponent	Score	RPI S	Opponent	Score	RPI S	Opponent	Score	RPI S	Opponent	Score	Team's RPI: 288
26	H BYU	67 64	52	A Boise St.	53 88	115	H Northern Colo.	44 71				
			83	A UC Davis	45 68	129	A Portland St.	49 63				
			84	A Idaho St.	47 80	129	H Portland St.	56 81				
			84	H Idaho St.	57 69	147	A Montana St.	64 69				
			86	H Idaho	70 82	156	A Montana	57 79				
						163	A UC Riverside	50 56				
						166	H Denver	70 71				
						168	A UC Irvine	58 75				
						174	A Oral Roberts	59 64				
						187	A Eastern Wash.	66 80				
						187	H Eastern Wash.	73 63				
						236	A Sacramento St.	76 77				
						236	H Sacramento St.	69 75				
						239	A Northern Ariz.	82 76				
						239	H Northern Ariz.	69 78				
						261	H San Diego	69 59				
						266	H Utah Valley	60 59				
						321	A Weber St.	66 67				
						321	H Weber St.	84 79				
LAST 12 Division I GAMES:												
163	A UC Riverside	50 56	86	H Idaho	70 82							
187	A Eastern Wash.	66 80	187	H Eastern Wash.	73 63							
129	H Portland St.	56 81	239	H Northern Ariz.	69 78							
236	H Sacramento St.	69 75	115	H Northern Colo.	44 71							
84	A Idaho St.	47 80	236	A Sacramento St.	76 77							
321	A Weber St.	66 67	129	A Portland St.	49 63							

Non-Div I Games:

Southern Utah

■ Loss,
 ■ Non-Conf,
 ■ S Site,
 ■ H Home
 ■ A Away
 N Neutral

Average RPI Win:	246	WON-LOST	WINNING	LAST 10	STRENGTH OF	OPP. STRENGTH	TEAM	ADJ.	CONF.	ADJ CONF.
Average RPI Loss:	142	RECORD	PCT. RANK	GAMES	SCHEDULE	OF SCHEDULE	RPI	RPI	RPI	RPI
DIV. I ONLY	8- 18	269	1- 0	134	203	230	230	17	17	
DIV. I NON-CONF.	3- 10	278	0- 0	112	176	245	245	16	16	
TOTALS	RPI 1-25	RPI 26-50	W-L RECORDS	RPI 51-100	RPI 101-150	RPI 150+				
8- 18	0- 0	0- 3	OVERALL	0- 2	0- 5	8- 8				
4- 8	0- 0	0- 1	HOME	0- 2	0- 2	4- 3				
4- 9	0- 0	0- 1	AWAY	0- 0	0- 3	4- 5				
0- 1	0- 0	0- 1	NEUTRAL	0- 0	0- 0	0- 0				
3- 10	0- 0	0- 3	NON-CONFERENCE	0- 1	0- 2	3- 4				
2- 3	0- 0	0- 1	HOME	0- 1	0- 0	2- 1				
1- 6	0- 0	0- 1	AWAY	0- 0	0- 2	1- 3				
0- 1	0- 0	0- 1	NEUTRAL	0- 0	0- 0	0- 0				
5- 8	0- 0	0- 0	CONFERENCE	0- 1	0- 3	5- 4				
2- 5	0- 0	0- 0	HOME	0- 1	0- 2	2- 2				
3- 3	0- 0	0- 0	AWAY	0- 0	0- 1	3- 2				
0- 0	0- 0	0- 0	NEUTRAL	0- 0	0- 0	0- 0				

RPI 1-25				RPI 26-50				RPI 51-100				RPI 101+				Team's RPI: 230	
RPI	S	Opponent	Score	RPI	S	Opponent	Score	RPI	S	Opponent	Score	RPI	S	Opponent	Score		
				37	N	Ohio	53 70	79	H	Kent St.	64 76	103	A	Georgia	40 67		
				40	A	Buffalo	43 90	98	H	VCU	50 59	113	H	Dayton	49 62		
				47	H	Bucknell	46 77					119	H	Fordham	44 53		
												128	A	Penn St.	65 80		
												141	A	Davidson	55 67		
												152	H	Duquesne	54 60		
												160	A	Akron	58 67		
												166	A	Denver	62 76		
												185	H	Saint Louis	45 62		
												211	A	George Mason	68 57		
												211	H	George Mason	64 55		
												226	A	Cornell	44 58		
												229	A	Massachusetts	64 63		
												242	A	Saint Joseph's	41 66		
												246	H	Hofstra	59 67		
												253	A	Rhode Island	84 68		
												253	H	Rhode Island	62 61		
												255	A	Niagara	76 48		
												265	A	Richmond	49 57		
												270	H	Siena	74 58		
												287	H	Canisius	100 94		
LAST 12 Division I GAMES:																	
				253	H	Rhode Island	62 61	253	A	Rhode Island	84 68						
				119	H	Fordham	44 53	229	A	Massachusetts	64 63						
				265	A	Richmond	49 57	185	H	Saint Louis	45 62						
				141	A	Davidson	55 67	113	H	Dayton	49 62						
				98	H	VCU	50 59	242	A	Saint Joseph's	41 66						
				211	H	George Mason	64 55	211	A	George Mason	68 57						

Non-Div I Games:

St. Bonaventure

■ Loss, ■ Non-Conf, S Site, H Home A Away N Neutral

Average RPI Win:	298	WON-LOST	WINNING	LAST 10	STRENGTH OF	OPP. STRENGTH	TEAM	ADJ.	CONF.	ADJ CONF.
Average RPI Loss:	215	RECORD	PCT. RANK	GAMES	SCHEDULE	OF SCHEDULE	RPI	RPI	RPI	RPI
DIV. I ONLY	14- 10	129	1- 0	346	344	263	263	31	31	
DIV. I NON-CONF.	5- 6	177	0- 0	318	315	278	278	31	31	
TOTALS	RPI 1-25	RPI 26-50	W-L RECORDS	RPI 51-100	RPI 101-150	RPI 150+				
14- 10	0- 0	0- 0	OVERALL	0- 1	1- 1	13- 8				
7- 4	0- 0	0- 0	HOME	0- 1	0- 0	7- 3				
6- 5	0- 0	0- 0	AWAY	0- 0	1- 1	5- 4				
1- 1	0- 0	0- 0	NEUTRAL	0- 0	0- 0	1- 1				
5- 6	0- 0	0- 0	NON-CONFERENCE	0- 1	1- 1	4- 4				
2- 2	0- 0	0- 0	HOME	0- 1	0- 0	2- 1				
2- 3	0- 0	0- 0	AWAY	0- 0	1- 1	1- 2				
1- 1	0- 0	0- 0	NEUTRAL	0- 0	0- 0	1- 1				
9- 4	0- 0	0- 0	CONFERENCE	0- 0	0- 0	9- 4				
5- 2	0- 0	0- 0	HOME	0- 0	0- 0	5- 2				
4- 2	0- 0	0- 0	AWAY	0- 0	0- 0	4- 2				
0- 0	0- 0	0- 0	NEUTRAL	0- 0	0- 0	0- 0				

RPI 1-25			RPI 26-50			RPI 51-100			RPI 101+			Team's RPI: 263
RPI	S	Opponent	Score	RPI	S	Opponent	Score	RPI	S	Opponent	Score	
						77 H Princeton	64 83			131 A Seton Hall	77 100	
										142 A Morehead St.	101 94	
										154 A Stony Brook	67 74	
										209 H Robert Morris	56 75	
										216 H Saint Francis (PA)	78 65	
										225 A Sacred Heart	56 53	
										225 H Sacred Heart	66 68	
										231 H Albany (NY)	60 67	
										240 A Mt. St. Mary's	75 78	
										268 A Army West Point	57 69	
										286 H Manhattan	73 65	
										289 A Loyola Maryland	75 70	
										303 A Wagner	85 87	
										303 H Wagner	76 61	
										310 N Valparaiso	76 78	
										315 A Bryant	60 55	
										316 H Central Conn. St.	70 58	
										338 H Saint Peter's	74 70	
										345 A Fairleigh Dickinson	64 53	
										345 H Fairleigh Dickinson	73 61	
										349 N Chicago St.	110 73	
										350 A LIU Brooklyn	79 67	
										350 H LIU Brooklyn	87 64	
LAST 12 Division I GAMES:												
						316 H Central Conn. St.	70 58			345 A Fairleigh Dickinson	64 53	
						350 H LIU Brooklyn	87 64			350 A LIU Brooklyn	79 67	
						303 A Wagner	85 87			225 H Sacred Heart	66 68	
						345 H Fairleigh Dickinson	73 61			216 H Saint Francis (PA)	78 65	
						225 A Sacred Heart	56 53			209 H Robert Morris	56 75	
						240 A Mt. St. Mary's	75 78			315 A Bryant	60 55	

Non-Div I Games: Mercy 102 51

St. Francis Brooklyn

■ Loss,
 ■ Non-Conf,
 ■ S Site,
 ■ H Home
 ■ A Away
 N Neutral

Average RPI Win:	169	WON-LOST	WINNING	LAST 10	STRENGTH OF	OPP. STRENGTH	TEAM	ADJ.	CONF.	ADJ CONF.
Average RPI Loss:	58	RECORD	PCT. RANK	GAMES	SCHEDULE	OF SCHEDULE	RPI	RPI	RPI	RPI
DIV. I ONLY	14- 13	164	1- 0	59	41	93	93	6	6	
DIV. I NON-CONF.	7- 4	108	0- 0	193	48	103	103	4	4	
TOTALS	RPI 1-25	RPI 26-50	W-L RECORDS	RPI 51-100	RPI 101-150	RPI 150+				
14- 13	1- 3	0- 5	OVERALL	4- 2	2- 3	7- 0				
5- 6	1- 1	0- 2	HOME	1- 2	1- 1	2- 0				
7- 6	0- 1	0- 3	AWAY	2- 0	1- 2	4- 0				
2- 1	0- 1	0- 0	NEUTRAL	1- 0	0- 0	1- 0				
7- 4	0- 2	0- 1	NON-CONFERENCE	1- 0	1- 1	5- 0				
2- 1	0- 1	0- 0	HOME	0- 0	1- 0	1- 0				
3- 2	0- 0	0- 1	AWAY	0- 0	0- 1	3- 0				
2- 1	0- 1	0- 0	NEUTRAL	1- 0	0- 0	1- 0				
7- 9	1- 1	0- 4	CONFERENCE	3- 2	1- 2	2- 0				
3- 5	1- 0	0- 2	HOME	1- 2	0- 1	1- 0				
4- 4	0- 1	0- 2	AWAY	2- 0	1- 1	1- 0				
0- 0	0- 0	0- 0	NEUTRAL	0- 0	0- 0	0- 0				

RPI 1-25				RPI 26-50				RPI 51-100				RPI 101+			
RPI	S	Opponent	Score	RPI	S	Opponent	Score	RPI	S	Opponent	Score	RPI	S	Opponent	Score
5	N	UConn	55 65	30	A	DePaul	64 73	56	A	Villanova	66 62	109	H	Yale	56 52
11	A	Marquette	73 83	30	H	DePaul	62 70	56	H	Villanova	57 73	111	A	Creighton	51 45
11	H	Marquette	81 74	39	A	James Madison	51 64	73	N	Purdue	68 62	111	H	Creighton	63 65
21	H	Florida St.	53 57	50	A	Butler	45 66	96	H	Georgetown	59 51	115	A	Wake Forest	59 64
				50	H	Butler	68 73	100	A	Providence	60 57	131	A	Seton Hall	67 77
								100	H	Providence	66 67	191	A	Xavier	76 57
												191	H	Xavier	70 41
												200	N	Ole Miss	64 59
												268	A	Army West Point	60 49
												291	A	La Salle	83 57
												326	A	Iona	61 35
												343	H	Delaware St.	82 44
LAST 12 Division I GAMES:															
56	A	Villanova	66 62	50	H	Butler	68 73	56	H	Villanova	57 73	11	A	Marquette	73 83
30	H	DePaul	62 70	96	H	Georgetown	59 51	30	A	DePaul	64 73	111	H	Creighton	63 65
11	H	Marquette	81 74	100	A	Providence	60 57								
100	A	Providence	60 57												
111	A	Creighton	51 45												
191	H	Xavier	70 41												

Non-Div I Games:

St. John's (NY)

■ Loss,
 ■ Non-Conf,
 ■ S Site,
 ■ H Home
 ■ A Away
 N Neutral

Average RPI Win: 86		WON-LOST	WINNING	LAST 10	STRENGTH OF	OPP. STRENGTH	TEAM	ADJ.	CONF.	ADJ CONF.
Average RPI Loss: 30		RECORD	PCT. RANK	GAMES	SCHEDULE	OF SCHEDULE	RPI	RPI	RPI	RPI
DIV. I ONLY		22- 4	14	1- 0	2	19	4	4	2	2
DIV. I NON-CONF.		10- 1	17	0- 0	7	50	2	2	2	2
TOTALS		RPI 1-25	RPI 26-50		W-L RECORDS		RPI 51-100	RPI 101-150		RPI 150+
22- 4	3- 2	5- 1		OVERALL		8- 1	3- 0		3- 0	
12- 1	2- 1	2- 0		HOME		4- 0	2- 0		2- 0	
8- 3	1- 1	3- 1		AWAY		2- 1	1- 0		1- 0	
2- 0	0- 0	0- 0		NEUTRAL		2- 0	0- 0		0- 0	
10- 1	1- 1	2- 0		NON-CONFERENCE		4- 0	1- 0		2- 0	
5- 0	1- 0	0- 0		HOME		2- 0	1- 0		1- 0	
3- 1	0- 1	2- 0		AWAY		0- 0	0- 0		1- 0	
2- 0	0- 0	0- 0		NEUTRAL		2- 0	0- 0		0- 0	
12- 3	2- 1	3- 1		CONFERENCE		4- 1	2- 0		1- 0	
7- 1	1- 1	2- 0		HOME		2- 0	1- 0		1- 0	
5- 2	1- 0	1- 1		AWAY		2- 1	1- 0		0- 0	
0- 0	0- 0	0- 0		NEUTRAL		0- 0	0- 0		0- 0	

RPI	S	Opponent	Score	RPI	S	Opponent	Score	RPI	S	Opponent	Score	RPI	S	Opponent	Score
2	H	Baylor	68 63	31	A	UCLA	65 51	55	A	Southern California	69 67	137	H	Washington St.	85 64
6	H	Oregon	48 88	31	H	UCLA	86 80	55	H	Southern California	72 64	144	A	Colorado	80 69
13	A	Gonzaga	73 79	38	A	California	80 81	61	A	Utah	68 75	145	H	CSUN	69 43
16	A	Arizona St.	72 65	38	H	California	75 50	70	A	Arizona	78 48	162	H	Washington	91 54
22	H	Oregon St.	61 44	40	A	Buffalo	62 55	70	H	Arizona	56 54	245	A	Hawaii	81 59
				41	A	Tennessee	95 85	72	N	FGCU	88 65	257	H	San Francisco	96 62
								83	H	UC Davis	71 43				
								85	N	American	71 49				
								86	H	Idaho	115 71				
LAST 12 Division I GAMES:															
70	H	Arizona	56 54	38	A	California	80 81								
55	A	Southern California	69 67	61	A	Utah	68 75								
31	A	UCLA	65 51	144	A	Colorado	80 69								
6	H	Oregon	48 88	137	H	Washington St.	85 64								
22	H	Oregon St.	61 44	162	H	Washington	91 54								
38	H	California	75 50	70	A	Arizona	78 48								

Non-Div I Games:

Stanford

■ Loss,
■ Non-Conf,
■ S Site,
■ H Home
■ A Away
N Neutral

Average RPI Win: 282	WON-LOST	WINNING	LAST 10	STRENGTH OF	OPP. STRENGTH	TEAM	ADJ.	CONF.	ADJ CONF.
Average RPI Loss: 119	RECORD	PCT. RANK	GAMES	SCHEDULE	OF SCHEDULE	RPI	RPI	RPI	RPI
DIV. I ONLY	12- 12	167	1- 0	247	221	205	205	24	24
DIV. I NON-CONF.	3- 9	271	0- 0	138	138	274	274	26	26
TOTALS	RPI 1-25	RPI 26-50	W-L RECORDS	RPI 51-100	RPI 101-150	RPI 150+			
12- 12	0- 1	0- 2	OVERALL	0- 3	0- 2	12- 4			
8- 3	0- 1	0- 0	HOME	0- 2	0- 0	8- 0			
4- 6	0- 0	0- 2	AWAY	0- 0	0- 1	4- 3			
0- 3	0- 0	0- 0	NEUTRAL	0- 1	0- 1	0- 1			
3- 9	0- 1	0- 2	NON-CONFERENCE	0- 2	0- 2	3- 2			
3- 2	0- 1	0- 0	HOME	0- 1	0- 0	3- 0			
0- 4	0- 0	0- 2	AWAY	0- 0	0- 1	0- 1			
0- 3	0- 0	0- 0	NEUTRAL	0- 1	0- 1	0- 1			
9- 3	0- 0	0- 0	CONFERENCE	0- 1	0- 0	9- 2			
5- 1	0- 0	0- 0	HOME	0- 1	0- 0	5- 0			
4- 2	0- 0	0- 0	AWAY	0- 0	0- 0	4- 2			
0- 0	0- 0	0- 0	NEUTRAL	0- 0	0- 0	0- 0			

RPI 1-25				RPI 26-50				RPI 51-100				RPI 101+ Team's RPI: 205			
RPI	S	Opponent	Score	RPI	S	Opponent	Score	RPI	S	Opponent	Score	RPI	S	Opponent	Score
15	H	UCF	55 78	29	A	Texas	46 65	65	H	Penn	53 75	134	A	Alabama	47 59
				41	A	Tennessee	55 65	72	H	FGCU	40 73	140	N	Marist	69 76
								74	N	Wright St.	44 57	159	A	Tulsa	54 55
												180	A	North Ala.	55 71
												214	A	Liberty	68 56
												214	H	Liberty	69 52
												228	A	Jacksonville	69 56
												228	H	Jacksonville	54 46
												243	H	North Dakota	74 63
												246	N	Hofstra	50 53
												273	A	North Florida	57 71
												298	H	Kennesaw St.	76 69
												320	H	North Dakota St.	60 59
												322	A	Lipscomb	80 65
												322	H	Lipscomb	76 49
												323	A	NJIT	56 47
												323	H	NJIT	74 48
												347	H	Florida A&M	69 44
LAST 12 Division I GAMES:															
323	A	NJIT	56 47	322	H	Lipscomb	76 49								
72	H	FGCU	40 73	323	H	NJIT	74 48								
228	H	Jacksonville	54 46	180	A	North Ala.	55 71								
214	A	Liberty	68 56	273	A	North Florida	57 71								
298	H	Kennesaw St.	76 69	322	A	Lipscomb	80 65								
228	A	Jacksonville	69 56	214	H	Liberty	69 52								

Non-Div I Games: Central St. (OH) 81 51 Webber Int'l 80 52

Stetson

■ Loss,
 ■ Non-Conf,
 ■ S Site,
 ■ Home
 ■ Away
 N Neutral

Stony Brook

Through Games Of Feb. 22, 2019

Average RPI Win:	276	WON-LOST	WINNING	LAST 10	STRENGTH OF	OPP. STRENGTH	TEAM	ADJ.	CONF.	ADJ CONF.
Average RPI Loss:	105	RECORD	PCT. RANK	GAMES	SCHEDULE	OF SCHEDULE	RPI	RPI	RPI	RPI
DIV. I ONLY	19- 6	46	1- 0	322	252	154	154	23	23	
DIV. I NON-CONF.	10- 2	37	0- 0	305	255	96	96	25	25	
TOTALS	RPI 1-25	RPI 26-50	W-L RECORDS	RPI 51-100	RPI 101-150	RPI 150+				
19- 6	0- 1	0- 0	OVERALL	0- 2	1- 2	18- 1				
10- 3	0- 0	0- 0	HOME	0- 1	0- 1	10- 1				
9- 3	0- 1	0- 0	AWAY	0- 1	1- 1	8- 0				
0- 0	0- 0	0- 0	NEUTRAL	0- 0	0- 0	0- 0				
10- 2	0- 1	0- 0	NON-CONFERENCE	0- 1	1- 0	9- 0				
6- 0	0- 0	0- 0	HOME	0- 0	0- 0	6- 0				
4- 2	0- 1	0- 0	AWAY	0- 1	1- 0	3- 0				
0- 0	0- 0	0- 0	NEUTRAL	0- 0	0- 0	0- 0				
9- 4	0- 0	0- 0	CONFERENCE	0- 1	0- 2	9- 1				
4- 3	0- 0	0- 0	HOME	0- 1	0- 1	4- 1				
5- 1	0- 0	0- 0	AWAY	0- 0	0- 1	5- 0				
0- 0	0- 0	0- 0	NEUTRAL	0- 0	0- 0	0- 0				

RPI 1-25				RPI 26-50				RPI 51-100				RPI 101+ Team's RPI: 154			
RPI	S	Opponent	Score	RPI	S	Opponent	Score	RPI	S	Opponent	Score	RPI	S	Opponent	Score
25	A	Rutgers	47 61					71	H	Maine	54 68	112	A	Hartford	62 73
								81	A	Toledo	48 80	112	H	Hartford	36 64
												128	A	Penn St.	81 70
												225	A	Sacred Heart	73 58
												226	H	Cornell	63 61
												231	A	Albany (NY)	68 52
												231	H	Albany (NY)	49 54
												246	H	Hofstra	77 49
												262	A	Binghamton	65 56
												262	H	Binghamton	68 53
												263	H	St. Francis Brooklyn	74 67
												276	A	Vermont	67 61
												280	H	Ga. Southern	72 43
												286	A	Manhattan	79 48
												303	H	Wagner	70 45
												309	A	New Hampshire	82 63
												309	H	New Hampshire	67 37
												318	H	UMBC	57 44
												326	A	Iona	53 51
												328	A	UMass Lowell	64 47
												328	H	UMass Lowell	76 56
												345	H	Fairleigh Dickinson	63 49
LAST 12 Division I GAMES:															
231	A	Albany (NY)	68 52	276	A	Vermont	67 61								
309	H	New Hampshire	67 37	231	H	Albany (NY)	49 54								
328	A	UMass Lowell	64 47	71	H	Maine	54 68								
262	H	Binghamton	68 53	309	A	New Hampshire	82 63								
112	A	Hartford	62 73	262	A	Binghamton	65 56								
318	H	UMBC	57 44	328	H	UMass Lowell	76 56								

Non-Div I Games: SUNY New Paltz 87 50

Stony Brook

Loss, Non-Conf, S Site, H Home A Away N Neutral

Syracuse

Through Games Of Feb. 22, 2019

Average RPI Win:	99	WON-LOST	WINNING	LAST 10	STRENGTH OF	OPP. STRENGTH	TEAM	ADJ.	CONF.	ADJ CONF.
Average RPI Loss:	29	RECORD	PCT. RANK	GAMES	SCHEDULE	OF SCHEDULE	RPI	RPI	RPI	RPI
DIV. I ONLY	20- 6	36	1- 0	7	13	12	12	1	1	
DIV. I NON-CONF.	11- 2	32	0- 0	9	63	5	5	1	1	
TOTALS	RPI 1-25	RPI 26-50	W-L RECORDS	RPI 51-100	RPI 101-150	RPI 150+				
20- 6	2- 4	5- 1	OVERALL	3- 0	6- 1	4- 0				
11- 2	1- 2	2- 0	HOME	0- 0	5- 0	3- 0				
4- 4	0- 2	1- 1	AWAY	2- 0	1- 1	0- 0				
5- 0	1- 0	2- 0	NEUTRAL	1- 0	0- 0	1- 0				
11- 2	2- 1	3- 0	NON-CONFERENCE	1- 0	1- 1	4- 0				
6- 0	1- 0	1- 0	HOME	0- 0	1- 0	3- 0				
0- 2	0- 1	0- 0	AWAY	0- 0	0- 1	0- 0				
5- 0	1- 0	2- 0	NEUTRAL	1- 0	0- 0	1- 0				
9- 4	0- 3	2- 1	CONFERENCE	2- 0	5- 0	0- 0				
5- 2	0- 2	1- 0	HOME	0- 0	4- 0	0- 0				
4- 2	0- 1	1- 1	AWAY	2- 0	1- 0	0- 0				
0- 0	0- 0	0- 0	NEUTRAL	0- 0	0- 0	0- 0				

RPI	S	Opponent	Score	RPI	S	Opponent	Score	RPI	S	Opponent	Score	RPI	S	Opponent	Score
3	A	Louisville	51 76	28	H	North Carolina	90 77	59	A	Virginia Tech	75 73	102	A	Minnesota	68 72
6	A	Oregon	73 75	30	N	DePaul	83 81	77	N	Princeton	92 61	105	H	Virginia	72 68
10	H	NC State	73 77	33	A	Georgia Tech	55 65	90	A	Duke	64 55	108	H	Towson	98 55
15	N	UCF	57 52	42	N	Kansas St.	70 61					115	H	Wake Forest	77 57
17	H	Texas A&M	75 65	47	H	Bucknell	70 56					120	H	Boston College	96 69
18	H	Miami (FL)	71 84	49	A	Clemson	84 75					124	A	Pittsburgh	82 50
												124	H	Pittsburgh	90 63
												152	N	Duquesne	87 71
												182	H	UMES	96 51
												243	H	North Dakota	85 49
												255	H	Niagara	94 45
LAST 12 Division I GAMES:															
124	H	Pittsburgh	90 63	90	A	Duke	64 55								
115	H	Wake Forest	77 57	18	H	Miami (FL)	71 84								
10	H	NC State	73 77	33	A	Georgia Tech	55 65								
120	H	Boston College	96 69	124	A	Pittsburgh	82 50								
3	A	Louisville	51 76	28	H	North Carolina	90 77								
105	H	Virginia	72 68	59	A	Virginia Tech	75 73								

Non-Div I Games:

Syracuse

■ Loss,
 ■ Non-Conf,
 ■ S Site,
 ■ H Home
 ■ A Away
 N Neutral

Average RPI Win:	167	WON-LOST	WINNING	LAST 10	STRENGTH OF	OPP. STRENGTH	TEAM	ADJ.	CONF.	ADJ CONF.
Average RPI Loss:	34	RECORD	PCT. RANK	GAMES	SCHEDULE	OF SCHEDULE	RPI	RPI	RPI	RPI
DIV. I ONLY	18- 7	63	0- 1	62	59	34	34	3	3	
DIV. I NON-CONF.	10- 1	17	0- 0	288	245	82	82	3	3	
TOTALS	RPI 1-25	RPI 26-50	W-L RECORDS	RPI 51-100	RPI 101-150	RPI 150+				
18- 7	1- 3	1- 2	OVERALL	1- 1	5- 1	10- 0				
14- 1	1- 1	0- 0	HOME	1- 0	4- 0	8- 0				
4- 5	0- 2	1- 1	AWAY	0- 1	1- 1	2- 0				
0- 1	0- 0	0- 1	NEUTRAL	0- 0	0- 0	0- 0				
10- 1	0- 0	0- 1	NON-CONFERENCE	0- 0	1- 0	9- 0				
8- 0	0- 0	0- 0	HOME	0- 0	1- 0	7- 0				
2- 0	0- 0	0- 0	AWAY	0- 0	0- 0	2- 0				
0- 1	0- 0	0- 1	NEUTRAL	0- 0	0- 0	0- 0				
8- 6	1- 3	1- 1	CONFERENCE	1- 1	4- 1	1- 0				
6- 1	1- 1	0- 0	HOME	1- 0	3- 0	1- 0				
2- 5	0- 2	1- 1	AWAY	0- 1	1- 1	0- 0				
0- 0	0- 0	0- 0	NEUTRAL	0- 0	0- 0	0- 0				

RPI 1-25				RPI 26-50				RPI 51-100				RPI 101+			
RPI	S	Opponent	Score	RPI	S	Opponent	Score	RPI	S	Opponent	Score	RPI	S	Opponent	Score
2	A	Baylor	71 89	26	N	BYU	58 61	51	A	West Virginia	65 79	117	A	Oklahoma St.	71 75
2	H	Baylor	55 79	29	A	Texas	67 73	51	H	West Virginia	62 48	117	H	Oklahoma St.	69 55
9	A	Iowa St.	54 92	42	A	Kansas St.	61 47					132	H	Kansas	58 53
9	H	Iowa St.	76 69									135	A	Texas Tech	70 63
												135	H	Texas Tech	78 70
												147	H	Montana St.	71 49
												151	H	Oklahoma	86 71
												152	H	Duquesne	61 48
												175	H	Southern U.	69 40
												179	H	Sam Houston St.	72 59
												200	A	Ole Miss	55 50
												208	A	San Diego St.	81 64
												227	H	SMU	65 63
												268	H	Army West Point	63 38
												329	H	Mississippi Val.	96 47
												351	H	Alcorn	88 31
LAST 12 Division I GAMES:															
51	A	West Virginia	65 79	132	H	Kansas	58 53								
9	H	Iowa St.	76 69	151	H	Oklahoma	86 71								
2	A	Baylor	71 89	29	A	Texas	67 73								
135	A	Texas Tech	70 63	135	H	Texas Tech	78 70								
117	H	Oklahoma St.	69 55	2	H	Baylor	55 79								
42	A	Kansas St.	61 47	9	A	Iowa St.	54 92								

Non-Div I Games:

TCU

■ Loss,
 ■ Non-Conf, S Site,
 ■ Home
 ■ Away
 N Neutral

Average RPI Win:	223	WON-LOST	WINNING	LAST 10	STRENGTH OF	OPP. STRENGTH	TEAM	ADJ.	CONF.	ADJ CONF.
Average RPI Loss:	93	RECORD	PCT. RANK	GAMES	SCHEDULE	OF SCHEDULE	RPI	RPI	RPI	RPI
DIV. I ONLY	9- 16	251	0- 1	78	89	165	165	9	9	
DIV. I NON-CONF.	4- 9	252	0- 0	150	91	209	209	9	9	
TOTALS	RPI 1-25	RPI 26-50	W-L RECORDS	RPI 51-100	RPI 101-150	RPI 150+				
9- 16	0- 4	0- 1	OVERALL	2- 5	0- 3	7- 3				
6- 3	0- 1	0- 0	HOME	2- 0	0- 2	4- 0				
3- 12	0- 3	0- 1	AWAY	0- 4	0- 1	3- 3				
0- 1	0- 0	0- 0	NEUTRAL	0- 1	0- 0	0- 0				
4- 9	0- 2	0- 1	NON-CONFERENCE	0- 3	0- 1	4- 2				
3- 0	0- 0	0- 0	HOME	0- 0	0- 0	3- 0				
1- 8	0- 2	0- 1	AWAY	0- 2	0- 1	1- 2				
0- 1	0- 0	0- 0	NEUTRAL	0- 1	0- 0	0- 0				
5- 7	0- 2	0- 0	CONFERENCE	2- 2	0- 2	3- 1				
3- 3	0- 1	0- 0	HOME	2- 0	0- 2	1- 0				
2- 4	0- 1	0- 0	AWAY	0- 2	0- 0	2- 1				
0- 0	0- 0	0- 0	NEUTRAL	0- 0	0- 0	0- 0				

RPI 1-25				RPI 26-50				RPI 51-100				RPI 101+ Team's RPI: 165			
RPI	S	Opponent	Score	RPI	S	Opponent	Score	RPI	S	Opponent	Score	RPI	S	Opponent	Score
5	A	UConn	74 109	30	A	DePaul	88 102	56	A	Villanova	68 76	130	H	South Fla.	53 63
5	H	UConn	67 88					65	A	Penn	62 71	140	A	Marist	68 74
18	A	Miami (FL)	61 73					88	A	Cincinnati	52 72	150	H	Tulane	57 66
20	A	South Carolina	60 88					88	H	Cincinnati	78 70	152	A	Duquesne	53 54
								95	N	Radford	50 56	159	A	Tulsa	75 61
								99	A	Houston	65 78	200	A	Ole Miss	55 62
								99	H	Houston	76 65	213	H	East Carolina	84 62
												227	A	SMU	52 53
												242	A	Saint Joseph's	58 52
												247	A	Wichita St.	65 40
												291	H	La Salle	75 47
												326	H	Iona	59 39
												343	H	Delaware St.	75 61
LAST 12 Division I GAMES:															
227	A	SMU	52 53	213	H	East Carolina	84 62	65	A	Penn	62 71				
88	H	Cincinnati	78 70	5	H	UConn	67 88	88	A	Cincinnati	52 72				
5	A	UConn	74 109	99	A	Houston	65 78	99	A	Houston	76 65				
99	H	Houston	76 65	247	A	Wichita St.	65 40	150	H	Tulane	57 66				
247	A	Wichita St.	65 40	159	A	Tulsa	75 61								
159	A	Tulsa	75 61												

Non-Div I Games:

Temple

Average RPI Win:	152	WON-LOST	WINNING	LAST 10	STRENGTH OF	OPP. STRENGTH	TEAM	ADJ.	CONF.	ADJ CONF.
Average RPI Loss:	45	RECORD	PCT. RANK	GAMES	SCHEDULE	OF SCHEDULE	RPI	RPI	RPI	RPI
DIV. I ONLY	17- 9	87	1- 0	26	60	41	41	5	5	
DIV. I NON-CONF.	11- 2	32	1- 0	56	83	29	29	5	5	
TOTALS	RPI 1-25	RPI 26-50	W-L RECORDS	RPI 51-100	RPI 101-150	RPI 150+				
17- 9	0- 5	3- 1	OVERALL	4- 1	2- 2	8- 0				
10- 5	0- 3	0- 1	HOME	3- 1	0- 0	7- 0				
5- 4	0- 2	2- 0	AWAY	1- 0	1- 2	1- 0				
2- 0	0- 0	1- 0	NEUTRAL	0- 0	1- 0	0- 0				
11- 2	0- 2	2- 0	NON-CONFERENCE	1- 0	2- 0	6- 0				
7- 2	0- 2	0- 0	HOME	1- 0	0- 0	6- 0				
2- 0	0- 0	1- 0	AWAY	0- 0	1- 0	0- 0				
2- 0	0- 0	1- 0	NEUTRAL	0- 0	1- 0	0- 0				
6- 7	0- 3	1- 1	CONFERENCE	3- 1	0- 2	2- 0				
3- 3	0- 1	0- 1	HOME	2- 1	0- 0	1- 0				
3- 4	0- 2	1- 0	AWAY	1- 0	0- 2	1- 0				
0- 0	0- 0	0- 0	NEUTRAL	0- 0	0- 0	0- 0				

RPI 1-25				RPI 26-50				Team's RPI: 41	RPI 51-100				RPI 101+			
RPI	S	Opponent	Score	RPI	S	Opponent	Score		RPI	S	Opponent	Score	RPI	S	Opponent	Score
1	H	Notre Dame	62 77	27	A	Missouri	62 60		53	A	Auburn	78 69	103	A	Georgia	62 66
4	H	Stanford	85 95	27	H	Missouri	64 66		53	H	Auburn	73 62	114	N	UAB	73 69
7	A	Mississippi St.	63 91	29	A	Texas	88 82		63	H	Belmont	84 76	117	A	Oklahoma St.	76 63
17	A	Texas A&M	62 79	49	N	Clemson	78 66		66	H	LSU	74 65	134	A	Alabama	65 86
19	H	Kentucky	71 73						89	H	Arkansas	79 80	178	H	UNC Asheville	73 46
													201	A	Vanderbilt	82 65
													205	H	Stetson	65 55
													218	H	Florida	67 50
													258	H	ETSU	80 61
													271	H	Murray St.	98 77
													331	H	Presbyterian	97 49
													347	H	Florida A&M	96 31
LAST 12 Division I GAMES:																
114	N	UAB	73 69	218	H	Florida	67 50		66	H	LSU	74 65				
17	A	Texas A&M	62 79	1	H	Notre Dame	62 77		89	H	Arkansas	79 80				
27	A	Missouri	62 60	134	A	Alabama	65 86		103	A	Georgia	62 66				
53	H	Auburn	73 62													
7	A	Mississippi St.	63 91													
201	A	Vanderbilt	82 65													

Non-Div I Games:

Tennessee

■ Loss,
■ Non-Conf,
■ S Site,
■ H Home
■ A Away
N Neutral

Tennessee St.

Through Games Of Feb. 22, 2019

Average RPI Win:	285	WON-LOST	WINNING	LAST 10	STRENGTH OF	OPP. STRENGTH	TEAM	ADJ.	CONF.	ADJ CONF.
Average RPI Loss:	155	RECORD	PCT. RANK	GAMES	SCHEDULE	OF SCHEDULE	RPI	RPI	RPI	RPI
DIV. I ONLY	4- 23	330	0- 1	157	199	299	299	21	21	
DIV. I NON-CONF.	0- 12	336	0- 0	165	96	330	330	21	21	
TOTALS	RPI 1-25	RPI 26-50	W-L RECORDS	RPI 51-100	RPI 101-150	RPI 150+				
4- 23	0- 1	0- 1	OVERALL	0- 3	0- 8	4- 10				
2- 7	0- 0	0- 0	HOME	0- 1	0- 4	2- 2				
2- 13	0- 1	0- 1	AWAY	0- 1	0- 3	2- 7				
0- 3	0- 0	0- 0	NEUTRAL	0- 1	0- 1	0- 1				
0- 12	0- 1	0- 1	NON-CONFERENCE	0- 1	0- 3	0- 6				
0- 1	0- 0	0- 0	HOME	0- 0	0- 1	0- 0				
0- 8	0- 1	0- 1	AWAY	0- 0	0- 1	0- 5				
0- 3	0- 0	0- 0	NEUTRAL	0- 1	0- 1	0- 1				
4- 11	0- 0	0- 0	CONFERENCE	0- 2	0- 5	4- 4				
2- 6	0- 0	0- 0	HOME	0- 1	0- 3	2- 2				
2- 5	0- 0	0- 0	AWAY	0- 1	0- 2	2- 2				
0- 0	0- 0	0- 0	NEUTRAL	0- 0	0- 0	0- 0				

RPI 1-25				RPI 26-50				RPI 51-100				RPI 101+ Team's RPI: 299			
RPI	S	Opponent	Score	RPI	S	Opponent	Score	RPI	S	Opponent	Score	RPI	S	Opponent	Score
3	A	Louisville	52 107	30	A	DePaul	73 95	63	A	Belmont	46 80	104	H	South Alabama	56 78
								63	H	Belmont	65 89	107	A	Troy	67 92
								89	N	Arkansas	55 79	124	N	Pittsburgh	56 78
												136	H	UT Martin	61 73
												138	A	Tennessee Tech	65 76
												138	H	Tennessee Tech	59 69
												142	A	Morehead St.	55 71
												142	H	Morehead St.	62 85
												184	N	Wisconsin	53 58
												193	A	Jacksonville St.	73 76
												193	H	Jacksonville St.	52 62
												194	A	Marshall	59 80
												201	A	Vanderbilt	63 89
												207	A	Ball St.	51 90
												220	H	Southeast Mo. St.	62 59
												248	H	SIUE	55 66
												252	A	Austin Peay	47 74
												271	A	Murray St.	65 61
												295	A	Alabama A&M	57 67
												322	A	Lipscomb	62 64
												325	A	Eastern Ky.	57 31
												325	H	Eastern Ky.	60 38
LAST 12 Division I GAMES:															
248	H	SIUE	55 66	136	H	UT Martin	61 73								
193	A	Jacksonville St.	73 76	271	A	Murray St.	65 61								
63	H	Belmont	65 89	252	A	Austin Peay	47 74								
325	A	Eastern Ky.	57 31	63	A	Belmont	46 80								
142	A	Morehead St.	55 71	138	A	Tennessee Tech	65 76								
220	H	Southeast Mo. St.	62 59	142	H	Morehead St.	62 85								

Non-Div I Games:

Tennessee St.

■ Loss,
■ Non-Conf,
■ S Site,
■ H Home
■ A Away
N Neutral

Average RPI Win:	240	WON-LOST	WINNING	LAST 10	STRENGTH OF	OPP. STRENGTH	TEAM	ADJ.	CONF.	ADJ CONF.
Average RPI Loss:	147	RECORD	PCT. RANK	GAMES	SCHEDULE	OF SCHEDULE	RPI	RPI	RPI	RPI
DIV. I ONLY	17- 7	67	1- 0	298	218	138	138	21	21	
DIV. I NON-CONF.	6- 3	91	0- 0	279	185	131	131	21	21	
TOTALS	RPI 1-25	RPI 26-50	W-L RECORDS	RPI 51-100	RPI 101-150	RPI 150+				
17- 7	0- 0	0- 0	OVERALL	2- 3	1- 1	14- 3				
9- 2	0- 0	0- 0	HOME	1- 1	0- 0	8- 1				
8- 4	0- 0	0- 0	AWAY	1- 1	1- 1	6- 2				
0- 1	0- 0	0- 0	NEUTRAL	0- 1	0- 0	0- 0				
6- 3	0- 0	0- 0	NON-CONFERENCE	1- 2	0- 0	5- 1				
3- 0	0- 0	0- 0	HOME	1- 0	0- 0	2- 0				
3- 2	0- 0	0- 0	AWAY	0- 1	0- 0	3- 1				
0- 1	0- 0	0- 0	NEUTRAL	0- 1	0- 0	0- 0				
11- 4	0- 0	0- 0	CONFERENCE	1- 1	1- 1	9- 2				
6- 2	0- 0	0- 0	HOME	0- 1	0- 0	6- 1				
5- 2	0- 0	0- 0	AWAY	1- 0	1- 1	3- 1				
0- 0	0- 0	0- 0	NEUTRAL	0- 0	0- 0	0- 0				

RPI 1-25			RPI 26-50			RPI 51-100			RPI 101+			Team's RPI: 138
RPI	S	Opponent	Score	RPI	S	Opponent	Score	RPI	S	Opponent	Score	
						63	A Belmont	77 72	136	A UT Martin	80 76	
						63	H Belmont	67 99	142	A Morehead St.	56 77	
						64	H Middle Tenn.	68 64	178	H UNC Asheville	60 53	
						75	N Old Dominion	73 80	191	A Xavier	60 70	
						89	A Arkansas	42 65	193	A Jacksonville St.	66 49	
									193	H Jacksonville St.	62 59	
									220	A Southeast Mo. St.	53 62	
									247	A Wichita St.	55 45	
									248	H SIUE	79 55	
									252	H Austin Peay	65 72	
									271	H Murray St.	74 65	
									285	H Eastern Ill.	99 88	
									299	A Tennessee St.	69 59	
									299	H Tennessee St.	76 65	
									301	A Charleston So.	77 55	
									322	A Lipscomb	67 52	
									325	A Eastern Ky.	81 68	
									325	H Eastern Ky.	77 57	
									335	H Western Caro.	77 58	
LAST 12 Division I GAMES:												
325	H	Eastern Ky.	77 57	252	H	Austin Peay	65 72					
63	H	Belmont	67 99	325	A	Eastern Ky.	81 68					
193	H	Jacksonville St.	62 59	142	A	Morehead St.	56 77					
136	A	UT Martin	80 76	193	A	Jacksonville St.	66 49					
220	A	Southeast Mo. St.	53 62	299	H	Tennessee St.	76 65					
271	H	Murray St.	74 65	285	H	Eastern Ill.	99 88					

Non-Div I Games: Tenn. Wesleyan 100 58 Cumberland (TN) 88 55

Tennessee Tech

Loss, Non-Conf, S Site, H Home A Away N Neutral

Average RPI Win:	147	WON-LOST	WINNING	LAST 10	STRENGTH OF	OPP. STRENGTH	TEAM	ADJ.	CONF.	ADJ CONF.
Average RPI Loss:	31	RECORD	PCT. RANK	GAMES	SCHEDULE	OF SCHEDULE	RPI	RPI	RPI	RPI
DIV. I ONLY	20- 6	36	2- 0	44	57	29	29	3	3	
DIV. I NON-CONF.	10- 2	37	2- 0	93	198	47	47	3	3	
TOTALS	RPI 1-25	RPI 26-50	W-L RECORDS	RPI 51-100	RPI 101-150	RPI 150+				
20- 6	1- 2	2- 3	OVERALL	2- 1	6- 0	9- 0				
9- 5	0- 2	1- 2	HOME	0- 1	2- 0	6- 0				
8- 1	1- 0	0- 1	AWAY	1- 0	3- 0	3- 0				
3- 0	0- 0	1- 0	NEUTRAL	1- 0	1- 0	0- 0				
10- 2	0- 1	1- 1	NON-CONFERENCE	1- 0	1- 0	7- 0				
5- 2	0- 1	0- 1	HOME	0- 0	0- 0	5- 0				
2- 0	0- 0	0- 0	AWAY	0- 0	0- 0	2- 0				
3- 0	0- 0	1- 0	NEUTRAL	1- 0	1- 0	0- 0				
10- 4	1- 1	1- 2	CONFERENCE	1- 1	5- 0	2- 0				
4- 3	0- 1	1- 1	HOME	0- 1	2- 0	1- 0				
6- 1	1- 0	0- 1	AWAY	1- 0	3- 0	1- 0				
0- 0	0- 0	0- 0	NEUTRAL	0- 0	0- 0	0- 0				

RPI 1-25				RPI 26-50				Team's RPI: 29				RPI 51-100				RPI 101+			
RPI	S	Opponent	Score	RPI	S	Opponent	Score	RPI	S	Opponent	Score	RPI	S	Opponent	Score	RPI	S	Opponent	Score
2	H	Baylor	68 74	34	H	TCU	73 67	51	A	West Virginia	70 58	117	A	Oklahoma St.	61 55				
7	H	Mississippi St.	49 67	41	H	Tennessee	82 88	51	H	West Virginia	58 64	117	H	Oklahoma St.	60 51				
9	A	Iowa St.	64 62	42	A	Kansas St.	69 87	58	N	Quinnipiac	56 55	119	N	Fordham	72 54				
				42	H	Kansas St.	60 69					132	A	Kansas	91 73				
				44	N	Michigan	69 52					132	H	Kansas	62 43				
												135	A	Texas Tech	78 71				
												151	A	Oklahoma	76 67				
												151	H	Oklahoma	73 63				
												152	H	Duquesne	78 41				
												177	A	North Texas	64 54				
												205	H	Stetson	65 46				
												223	A	UTRGV	81 66				
												300	H	UTSA	98 54				
												314	H	McNeese	96 40				
												324	H	Northwestern St.	104 66				
LAST 12 Division I GAMES:																			
				119	N	Fordham	72 54			151	A	Oklahoma	76 67						
				44	N	Michigan	69 52			51	H	West Virginia	58 64						
				42	H	Kansas St.	60 69			135	A	Texas Tech	78 71						
				117	A	Oklahoma St.	61 55			132	H	Kansas	62 43						
				132	A	Kansas	91 73			34	H	TCU	73 67						
				2	H	Baylor	68 74			42	A	Kansas St.	69 87						

Non-Div I Games:

Texas

■ Loss,
 ■ Non-Conf,
 ■ S Site,
 ■ H Home
 ■ A Away
 N Neutral

Average RPI Win:	128	WON-LOST	WINNING	LAST 10	STRENGTH OF	OPP. STRENGTH	TEAM	ADJ.	CONF.	ADJ CONF.
Average RPI Loss:	33	RECORD	PCT. RANK	GAMES	SCHEDULE	OF SCHEDULE	RPI	RPI	RPI	RPI
DIV. I ONLY	20- 6	36	1- 0	24	62	17	17	5	5	
DIV. I NON-CONF.	11- 2	32	0- 0	30	118	16	16	5	5	
TOTALS	RPI 1-25	RPI 26-50	W-L RECORDS	RPI 51-100	RPI 101-150	RPI 150+				
20- 6	2- 3	2- 1	OVERALL	5- 2	2- 0	9- 0				
12- 3	1- 2	2- 0	HOME	2- 1	1- 0	6- 0				
6- 3	0- 1	0- 1	AWAY	3- 1	1- 0	2- 0				
2- 0	1- 0	0- 0	NEUTRAL	0- 0	0- 0	1- 0				
11- 2	1- 1	1- 0	NON-CONFERENCE	3- 1	0- 0	6- 0				
7- 1	0- 0	1- 0	HOME	1- 1	0- 0	5- 0				
2- 1	0- 1	0- 0	AWAY	2- 0	0- 0	0- 0				
2- 0	1- 0	0- 0	NEUTRAL	0- 0	0- 0	1- 0				
9- 4	1- 2	1- 1	CONFERENCE	2- 1	2- 0	3- 0				
5- 2	1- 2	1- 0	HOME	1- 0	1- 0	1- 0				
4- 2	0- 0	0- 1	AWAY	1- 1	1- 0	2- 0				
0- 0	0- 0	0- 0	NEUTRAL	0- 0	0- 0	0- 0				

RPI 1-25				RPI 26-50				RPI 51-100				RPI 101+			
RPI	S	Opponent	Score	RPI	S	Opponent	Score	RPI	S	Opponent	Score	RPI	S	Opponent	Score
7	H	Mississippi St.	64 92	27	A	Missouri	65 70	53	A	Auburn	69 67	103	A	Georgia	76 66
12	A	Syracuse	65 75	35	H	Rice	65 54	55	H	Southern California	71 51	134	H	Alabama	70 43
19	H	Kentucky	73 71	41	H	Tennessee	79 62	60	A	Little Rock	61 40	163	N	UC Riverside	70 63
20	H	South Carolina	57 60					66	A	LSU	52 63	181	H	Arkansas St.	97 56
22	N	Oregon St.	76 70					66	H	LSU	59 55	196	H	Prairie View	70 57
								67	H	Lamar University	68 74	200	A	Ole Miss	72 60
								99	A	Houston	68 52	201	A	Vanderbilt	50 43
												201	H	Vanderbilt	69 53
												223	H	UTRGV	84 61
												228	H	Jacksonville	73 53
												282	H	Central Ark.	84 27
LAST 12 Division I GAMES:															
				41	H	Tennessee	79 62	19	H	Kentucky	73 71				
				7	H	Mississippi St.	64 92	53	A	Auburn	69 67				
				66	H	LSU	59 55	103	A	Georgia	76 66				
				27	A	Missouri	65 70	134	H	Alabama	70 43				
				200	A	Ole Miss	72 60	201	A	Vanderbilt	50 43				
				201	H	Vanderbilt	69 53	66	A	LSU	52 63				

Non-Div I Games:

Texas A&M

■ Loss,
■ Non-Conf, S Site,
■ Home
■ Away
N Neutral

Average RPI Win: 278		WON-LOST	WINNING	LAST 10	STRENGTH OF	OPP. STRENGTH	TEAM	ADJ.	CONF.	ADJ CONF.
Average RPI Loss: 173		RECORD	PCT. RANK	GAMES	SCHEDULE	OF SCHEDULE	RPI	RPI	RPI	RPI
DIV. I ONLY		8- 13	243	0- 1	244	336	234	234	29	29
DIV. I NON-CONF.		2- 7	288	0- 0	50	314	178	178	28	28
TOTALS	RPI 1-25	RPI 26-50		W-L RECORDS		RPI 51-100	RPI 101-150	RPI 150+		
8- 13	0- 0	0- 2		OVERALL		0- 1	0- 2	8- 8		
3- 2	0- 0	0- 0		HOME		0- 0	0- 0	3- 2		
5- 9	0- 0	0- 2		AWAY		0- 1	0- 2	5- 4		
0- 2	0- 0	0- 0		NEUTRAL		0- 0	0- 0	0- 2		
2- 7	0- 0	0- 2		NON-CONFERENCE		0- 1	0- 2	2- 2		
0- 0	0- 0	0- 0		HOME		0- 0	0- 0	0- 0		
2- 5	0- 0	0- 2		AWAY		0- 1	0- 2	2- 0		
0- 2	0- 0	0- 0		NEUTRAL		0- 0	0- 0	0- 2		
6- 6	0- 0	0- 0		CONFERENCE		0- 0	0- 0	6- 6		
3- 2	0- 0	0- 0		HOME		0- 0	0- 0	3- 2		
3- 4	0- 0	0- 0		AWAY		0- 0	0- 0	3- 4		
0- 0	0- 0	0- 0		NEUTRAL		0- 0	0- 0	0- 0		

RPI 1-25				RPI 26-50				RPI 51-100				RPI 101+				Team's RPI: 234	
RPI	S	Opponent	Score	RPI	S	Opponent	Score	RPI	S	Opponent	Score	RPI	S	Opponent	Score		
				35	A	Rice	71 76	76	A	SFA	55 74	135	A	Texas Tech	55 75		
				48	A	Michigan St.	45 91					150	A	Tulane	56 62		
												164	N	Abilene Christian	39 81		
												173	N	Nicholls St.	57 58		
												175	A	Southern U.	61 63		
												196	A	Prairie View	52 44		
												196	H	Prairie View	73 67		
												198	A	Grambling	55 72		
												198	H	Grambling	67 75		
												223	A	UTRGV	69 55		
												260	H	Alabama St.	51 58		
												292	A	Jackson St.	64 73		
												292	H	Jackson St.	76 67		
												295	H	Alabama A&M	53 45		
												329	A	Mississippi Val.	68 50		
												346	A	Ark.-Pine Bluff	59 58		
												348	A	Savannah St.	65 41		
												351	A	Alcorn	52 53		
LAST 12 Division I GAMES:																	
				292	A	Jackson St.	64 73	346	A	Ark.-Pine Bluff	59 58						
				198	A	Grambling	55 72	292	H	Jackson St.	76 67						
				196	H	Prairie View	73 67	198	H	Grambling	67 75						
				295	H	Alabama A&M	53 45	196	A	Prairie View	52 44						
				260	H	Alabama St.	51 58	175	A	Southern U.	61 63						
				329	A	Mississippi Val.	68 50	351	A	Alcorn	52 53						

Non-Div I Games:	Huston-Tillotson	72	36	Paul Quinn	83	54
------------------	------------------	----	----	------------	----	----

Texas Southern

■ Loss, ■ Non-Conf, S Site, H Home A Away N Neutral

Average RPI Win:	204	WON-LOST	WINNING	LAST 10	STRENGTH OF	OPP. STRENGTH	TEAM	ADJ.	CONF.	ADJ CONF.
Average RPI Loss:	125	RECORD	PCT. RANK	GAMES	SCHEDULE	OF SCHEDULE	RPI	RPI	RPI	RPI
DIV. I ONLY	10- 14	221	0- 1	139	112	172	172	12	12	
DIV. I NON-CONF.	3- 7	256	0- 1	97	145	188	188	14	14	
TOTALS	RPI 1-25	RPI 26-50	W-L RECORDS	RPI 51-100	RPI 101-150	RPI 150+				
10- 14	0- 0	0- 1	OVERALL	1- 4	1- 6	8- 3				
4- 5	0- 0	0- 0	HOME	1- 0	0- 3	3- 2				
6- 8	0- 0	0- 1	AWAY	0- 3	1- 3	5- 1				
0- 1	0- 0	0- 0	NEUTRAL	0- 1	0- 0	0- 0				
3- 7	0- 0	0- 1	NON-CONFERENCE	0- 2	0- 3	3- 1				
1- 2	0- 0	0- 0	HOME	0- 0	0- 1	1- 1				
2- 4	0- 0	0- 1	AWAY	0- 1	0- 2	2- 0				
0- 1	0- 0	0- 0	NEUTRAL	0- 1	0- 0	0- 0				
7- 7	0- 0	0- 0	CONFERENCE	1- 2	1- 3	5- 2				
3- 3	0- 0	0- 0	HOME	1- 0	0- 2	2- 1				
4- 4	0- 0	0- 0	AWAY	0- 2	1- 1	3- 1				
0- 0	0- 0	0- 0	NEUTRAL	0- 0	0- 0	0- 0				

RPI	S	Opponent	Score	RPI	S	Opponent	Score	RPI	S	Opponent	Score	RPI	S	Opponent	Score	Team's RPI: 172
27	A	Missouri	50 69	54	A	New Mexico	51 82	117	A	Oklahoma St.	55 66	123	A	Georgia St.	69 60	
				57	N	Saint Mary's (CA)	62 89	123	H	Georgia St.	34 57	147	H	Montana St.	59 67	
				60	A	Little Rock	47 62	148	A	Appalachian St.	56 77	148	H	Appalachian St.	49 62	
				60	H	Little Rock	50 48	150	A	Tulane	61 67	173	H	Nicholls St.	72 67	
				94	A	UT Arlington	53 68	174	H	Oral Roberts	64 81	176	A	Coastal Caro.	70 77	
								176	H	Coastal Caro.	73 58	181	A	Arkansas St.	85 62	
								181	H	Arkansas St.	68 54	250	A	A&M-Corpus Christi	60 53	
								280	A	Ga. Southern	64 52	280	H	Ga. Southern	55 65	
								300	A	UTSA	68 60	317	A	La.-Monroe	62 51	
LAST 12 Division I GAMES:																
150	A	Tulane	61 67	176	A	Coastal Caro.	70 77									
147	H	Montana St.	59 67	148	A	Appalachian St.	56 77									
173	H	Nicholls St.	72 67	94	A	UT Arlington	53 68									
317	A	La.-Monroe	62 51	280	H	Ga. Southern	55 65									
60	H	Little Rock	50 48	123	H	Georgia St.	34 57									
181	H	Arkansas St.	68 54	181	A	Arkansas St.	85 62									

Non-Div I Games: UNKNOWN 92 39 Tex. A&M Int'l 89 25

Texas St.

■ Loss,
 ■ Non-Conf,
 ■ S Site,
 ■ Home
 ■ A Away
 N Neutral

Average RPI Win:	197	WON-LOST	WINNING	LAST 10	STRENGTH OF	OPP. STRENGTH	TEAM	ADJ.	CONF.	ADJ CONF.
Average RPI Loss:	64	RECORD	PCT. RANK	GAMES	SCHEDULE	OF SCHEDULE	RPI	RPI	RPI	RPI
DIV. I ONLY	12- 13	186	1- 0	57	75	135	135	3	3	
DIV. I NON-CONF.	9- 2	43	0- 0	262	296	111	111	3	3	
TOTALS	RPI 1-25	RPI 26-50	W-L RECORDS	RPI 51-100	RPI 101-150	RPI 150+				
12- 13	0- 3	0- 4	OVERALL	1- 3	3- 1	8- 2				
10- 6	0- 1	0- 3	HOME	1- 2	2- 0	7- 0				
2- 7	0- 2	0- 1	AWAY	0- 1	1- 1	1- 2				
0- 0	0- 0	0- 0	NEUTRAL	0- 0	0- 0	0- 0				
9- 2	0- 0	0- 0	NON-CONFERENCE	1- 1	0- 0	8- 1				
8- 1	0- 0	0- 0	HOME	1- 1	0- 0	7- 0				
1- 1	0- 0	0- 0	AWAY	0- 0	0- 0	1- 1				
0- 0	0- 0	0- 0	NEUTRAL	0- 0	0- 0	0- 0				
3- 11	0- 3	0- 4	CONFERENCE	0- 2	3- 1	0- 1				
2- 5	0- 1	0- 3	HOME	0- 1	2- 0	0- 0				
1- 6	0- 2	0- 1	AWAY	0- 1	1- 1	0- 1				
0- 0	0- 0	0- 0	NEUTRAL	0- 0	0- 0	0- 0				

RPI 1-25				RPI 26-50				RPI 51-100				RPI 101+ Team's RPI: 135			
RPI	S	Opponent	Score	RPI	S	Opponent	Score	RPI	S	Opponent	Score	RPI	S	Opponent	Score
2	A	Baylor	37 96	29	H	Texas	71 78	51	A	West Virginia	65 68	117	A	Oklahoma St.	57 65
2	H	Baylor	56 73	34	A	TCU	70 78	51	H	West Virginia	72 75	117	H	Oklahoma St.	90 78
9	A	Iowa St.	66 105	34	H	TCU	63 70	76	H	SFA	77 69	132	A	Kansas	75 71
				42	H	Kansas St.	62 66	86	H	Idaho	77 88	132	H	Kansas	69 66
												151	A	Oklahoma	61 66
												164	H	Abilene Christian	105 54
												175	H	Southern U.	76 58
												193	H	Jacksonville St.	71 58
												218	A	Florida	67 72
												234	H	Texas Southern	75 55
												237	A	Nevada	86 67
												250	H	A&M-Corpus Christi	78 61
												317	H	La.-Monroe	86 42
												341	H	Houston Baptist	82 76
LAST 12 Division I GAMES:															
132	A	Kansas	75 71	29	H	Texas	71 78								
51	H	West Virginia	72 75	51	A	West Virginia	65 68								
117	H	Oklahoma St.	90 78	42	H	Kansas St.	62 66								
34	H	TCU	63 70	34	A	TCU	70 78								
2	A	Baylor	37 96	117	A	Oklahoma St.	57 65								
9	A	Iowa St.	66 105	132	H	Kansas	69 66								

Non-Div I Games:

Texas Tech

■ Loss,
 ■ Non-Conf, S Site,
 ■ Home
 ■ Away
 N Neutral

Average RPI Win:	199	WON-LOST	WINNING	LAST 10	STRENGTH OF	OPP. STRENGTH	TEAM	ADJ.	CONF.	ADJ CONF.
Average RPI Loss:	72	RECORD	PCT. RANK	GAMES	SCHEDULE	OF SCHEDULE	RPI	RPI	RPI	RPI
DIV. I ONLY	15- 9	102	0- 1	83	117	81	81	7	7	
DIV. I NON-CONF.	8- 3	72	0- 0	156	203	72	72	8	8	
TOTALS	RPI 1-25	RPI 26-50	W-L RECORDS	RPI 51-100	RPI 101-150	RPI 150+				
15- 9	1- 1	1- 3	OVERALL	1- 3	0- 1	12- 1				
9- 3	1- 1	1- 1	HOME	0- 1	0- 0	7- 0				
6- 6	0- 0	0- 2	AWAY	1- 2	0- 1	5- 1				
0- 0	0- 0	0- 0	NEUTRAL	0- 0	0- 0	0- 0				
8- 3	0- 1	0- 0	NON-CONFERENCE	1- 1	0- 1	7- 0				
4- 1	0- 1	0- 0	HOME	0- 0	0- 0	4- 0				
4- 2	0- 0	0- 0	AWAY	1- 1	0- 1	3- 0				
0- 0	0- 0	0- 0	NEUTRAL	0- 0	0- 0	0- 0				
7- 6	1- 0	1- 3	CONFERENCE	0- 2	0- 0	5- 1				
5- 2	1- 0	1- 1	HOME	0- 1	0- 0	3- 0				
2- 4	0- 0	0- 2	AWAY	0- 1	0- 0	2- 1				
0- 0	0- 0	0- 0	NEUTRAL	0- 0	0- 0	0- 0				

RPI 1-25				RPI 26-50				RPI 51-100 Team's RPI: 81				RPI 101+			
RPI	S	Opponent	Score	RPI	S	Opponent	Score	RPI	S	Opponent	Score	RPI	S	Opponent	Score
1	H	Notre Dame	56 72	37	H	Ohio	76 50	63	A	Belmont	78 69	113	A	Dayton	49 70
24	H	Central Mich.	62 59	40	A	Buffalo	63 73	71	A	Maine	59 73	152	H	Duquesne	65 52
				43	A	Miami (OH)	64 65	79	H	Kent St.	47 58	154	H	Stony Brook	80 48
				43	H	Miami (OH)	56 65	97	A	Northern Ill.	52 54	160	A	Akron	64 70
												188	H	Eastern Mich.	63 43
												204	A	Memphis	58 48
												207	H	Ball St.	65 58
												221	A	Bowling Green	79 65
												221	H	Bowling Green	76 56
												267	A	Western Mich.	80 57
												278	A	Cleveland St.	65 60
												310	A	Valparaiso	65 59
												326	H	Iona	84 38
												334	H	Detroit Mercy	77 60
LAST 12 Division I GAMES:															
				43	H	Miami (OH)	56 65	160	A	Akron	64 70				
				97	A	Northern Ill.	52 54	24	H	Central Mich.	62 59				
				37	H	Ohio	76 50	221	A	Bowling Green	79 65				
				188	H	Eastern Mich.	63 43	267	A	Western Mich.	80 57				
				40	A	Buffalo	63 73	79	H	Kent St.	47 58				
				221	H	Bowling Green	76 56	43	A	Miami (OH)	64 65				

Non-Div I Games:

Toledo

■ Loss,
■ Non-Conf, S Site,
■ Home
■ Away
N Neutral

Average RPI Win: 215	WON-LOST	WINNING	LAST 10	STRENGTH OF	OPP. STRENGTH	TEAM	ADJ.	CONF.	ADJ CONF.
Average RPI Loss: 114	RECORD	PCT. RANK	GAMES	SCHEDULE	OF SCHEDULE	RPI	RPI	RPI	RPI
DIV. I ONLY	16- 9	96	1- 0	232	108	108	108	10	10
DIV. I NON-CONF.	6- 5	143	0- 0	296	122	162	162	10	10
<hr/>									
TOTALS	RPI 1-25	RPI 26-50	W-L RECORDS	RPI 51-100	RPI 101-150	RPI 150+			
16- 9	0- 1	0- 1	OVERALL	2- 2	2- 2	12- 3			
8- 1	0- 0	0- 0	HOME	1- 0	1- 0	6- 1			
8- 8	0- 1	0- 1	AWAY	1- 2	1- 2	6- 2			
0- 0	0- 0	0- 0	NEUTRAL	0- 0	0- 0	0- 0			
6- 5	0- 1	0- 0	NON-CONFERENCE	0- 1	0- 1	6- 2			
3- 0	0- 0	0- 0	HOME	0- 0	0- 0	3- 0			
3- 5	0- 1	0- 0	AWAY	0- 1	0- 1	3- 2			
0- 0	0- 0	0- 0	NEUTRAL	0- 0	0- 0	0- 0			
10- 4	0- 0	0- 1	CONFERENCE	2- 1	2- 1	6- 1			
5- 1	0- 0	0- 0	HOME	1- 0	1- 0	3- 1			
5- 3	0- 0	0- 1	AWAY	1- 1	1- 1	3- 0			
0- 0	0- 0	0- 0	NEUTRAL	0- 0	0- 0	0- 0			

RPI 1-25				RPI 26-50				RPI 51-100				RPI 101+ Team's RPI: 108			
RPI	S	Opponent	Score	RPI	S	Opponent	Score	RPI	S	Opponent	Score	RPI	S	Opponent	Score
12	A	Syracuse	55 98	39	A	James Madison	59 71	51	A	West Virginia	43 90	115	A	Wake Forest	53 60
								62	A	Drexel	55 54	121	A	UNCW	73 77
								87	A	Northeastern	68 77	121	H	UNCW	82 61
								87	H	Northeastern	88 83	143	A	Delaware	56 48
												171	A	William & Mary	82 75
												171	H	William & Mary	69 80
												192	A	George Washington	63 76
												194	A	Marshall	76 69
												212	H	Elon	59 58
												229	H	Massachusetts	78 53
												240	A	Mt. St. Mary's	78 87
												242	A	Saint Joseph's	73 52
												246	A	Hofstra	68 56
												246	H	Hofstra	92 68
												289	H	Loyola Maryland	62 57
												291	H	La Salle	92 68
												293	A	Col. of Charleston	77 61
												293	H	Col. of Charleston	87 61
												318	A	UMBC	71 62
<hr/>															
LAST 12 Division I GAMES:															
171	A	William & Mary	82 75	171	H	William & Mary	69 80								
293	H	Col. of Charleston	87 61	212	H	Elon	59 58								
121	H	UNCW	82 61	121	A	UNCW	73 77								
87	A	Northeastern	68 77	293	A	Col. of Charleston	77 61								
246	A	Hofstra	68 56	246	H	Hofstra	92 68								
39	A	James Madison	59 71	87	H	Northeastern	88 83								

Non-Div I Games:

Towson

■ Loss,
 ■ Non-Conf, S Site,
 ■ Home
 ■ Away
 N Neutral

Average RPI Win:	228	WON-LOST	WINNING	LAST 10	STRENGTH OF	OPP. STRENGTH	TEAM	ADJ.	CONF.	ADJ CONF.
Average RPI Loss:	83	RECORD	PCT. RANK	GAMES	SCHEDULE	OF SCHEDULE	RPI	RPI	RPI	RPI
DIV. I ONLY	17- 6	52	1- 0	261	114	107	107	12	12	
DIV. I NON-CONF.	8- 2	52	0- 0	302	155	114	114	14	14	
TOTALS	RPI 1-25	RPI 26-50	W-L RECORDS	RPI 51-100	RPI 101-150	RPI 150+				
17- 6	0- 1	0- 0	OVERALL	1- 2	1- 3	15- 0				
8- 2	0- 0	0- 0	HOME	1- 1	0- 1	7- 0				
7- 4	0- 1	0- 0	AWAY	0- 1	1- 2	6- 0				
2- 0	0- 0	0- 0	NEUTRAL	0- 0	0- 0	2- 0				
8- 2	0- 1	0- 0	NON-CONFERENCE	0- 1	0- 0	8- 0				
3- 1	0- 0	0- 0	HOME	0- 1	0- 0	3- 0				
3- 1	0- 1	0- 0	AWAY	0- 0	0- 0	3- 0				
2- 0	0- 0	0- 0	NEUTRAL	0- 0	0- 0	2- 0				
9- 4	0- 0	0- 0	CONFERENCE	1- 1	1- 3	7- 0				
5- 1	0- 0	0- 0	HOME	1- 0	0- 1	4- 0				
4- 3	0- 0	0- 0	AWAY	0- 1	1- 2	3- 0				
0- 0	0- 0	0- 0	NEUTRAL	0- 0	0- 0	0- 0				

RPI 1-25			RPI 26-50			RPI 51-100			RPI 101+			Team's RPI: 107
RPI	S	Opponent	Score	RPI	S	Opponent	Score	RPI	S	Opponent	Score	
21	A	Florida St.	67 103					60	A	Little Rock	72 76	104 A South Alabama 77 80
								60	H	Little Rock	71 66	123 A Georgia St. 80 84
								64	H	Middle Tenn.	64 67	123 H Georgia St. 70 85
												148 A Appalachian St. 83 72
												176 A Coastal Caro. 82 81
												179 N Sam Houston St. 84 79
												181 A Arkansas St. 100 89
												181 H Arkansas St. 87 79
												193 A Jacksonville St. 89 63
												200 A Ole Miss 71 54
												244 H Louisiana 90 64
												258 A ETSU 84 66
												260 H Alabama St. 116 46
												280 A Ga. Southern 97 81
												280 H Ga. Southern 100 78
												284 H Samford 72 52
												299 H Tennessee St. 92 67
												317 H La.-Monroe 78 56
												329 N Mississippi Val. 75 54
LAST 12 Division I GAMES:												
280	H	Ga. Southern	100 78	317	H	La.-Monroe	78 56					
123	H	Georgia St.	70 85	123	A	Georgia St.	80 84					
181	A	Arkansas St.	100 89	280	A	Ga. Southern	97 81					
60	A	Little Rock	72 76	181	H	Arkansas St.	87 79					
104	A	South Alabama	77 80	60	H	Little Rock	71 66					
244	H	Louisiana	90 64	148	A	Appalachian St.	83 72					

Non-Div I Games: Talladega 91 70

Troy

Tulane

Through Games Of Feb. 22, 2019

Average RPI Win:	184	WON-LOST	WINNING	LAST 10	STRENGTH OF	OPP. STRENGTH	TEAM	ADJ.	CONF.	ADJ CONF.
Average RPI Loss:	130	RECORD	PCT. RANK	GAMES	SCHEDULE	OF SCHEDULE	RPI	RPI	RPI	RPI
DIV. I ONLY	15- 11	132	1- 0	178	91	150	150	9	9	
DIV. I NON-CONF.	10- 3	59	1- 0	231	89	98	98	9	9	
TOTALS	RPI 1-25	RPI 26-50	W-L RECORDS	RPI 51-100	RPI 101-150	RPI 150+				
15- 11	2- 1	0- 1	OVERALL	1- 2	0- 3	12- 4				
8- 5	1- 1	0- 0	HOME	0- 1	0- 1	7- 2				
4- 5	0- 0	0- 0	AWAY	1- 1	0- 2	3- 2				
3- 1	1- 0	0- 1	NEUTRAL	0- 0	0- 0	2- 0				
10- 3	1- 0	0- 1	NON-CONFERENCE	1- 1	0- 1	8- 0				
6- 1	0- 0	0- 0	HOME	0- 1	0- 0	6- 0				
1- 1	0- 0	0- 0	AWAY	1- 0	0- 1	0- 0				
3- 1	1- 0	0- 1	NEUTRAL	0- 0	0- 0	2- 0				
5- 8	1- 1	0- 0	CONFERENCE	0- 1	0- 2	4- 4				
2- 4	1- 1	0- 0	HOME	0- 0	0- 1	1- 2				
3- 4	0- 0	0- 0	AWAY	0- 1	0- 1	3- 2				
0- 0	0- 0	0- 0	NEUTRAL	0- 0	0- 0	0- 0				

RPI S	Opponent	Score	RPI S	Opponent	Score	RPI S	Opponent	Score	RPI S	Opponent	Score	Team's RPI: 150
5	H UConn	33 75	38	N California	57 65	66	A LSU	56 54	130	A South Fla.	46 73	
15	H UCF	61 59				75	H Old Dominion	48 56	130	H South Fla.	45 50	
24	N Central Mich.	68 57				99	A Houston	82 83	134	A Alabama	58 69	
									159	A Tulsa	67 72	
									162	H Washington	63 51	
									165	A Temple	66 57	
									172	H Texas St.	67 61	
									173	H Nicholls St.	71 46	
									183	H Southern Miss.	71 54	
									204	A Memphis	62 61	
									204	H Memphis	59 65	
									213	A East Carolina	61 63	
									213	H East Carolina	68 57	
									227	A SMU	61 43	
									234	H Texas Southern	62 56	
									247	H Wichita St.	44 62	
									278	N Cleveland St.	81 72	
									297	H Fla. Atlantic	88 45	
									347	N Florida A&M	78 34	
LAST 12 Division I GAMES:												
172	H Texas St.	67 61	213	A East Carolina	61 63							
99	A Houston	82 83	204	A Memphis	62 61							
204	H Memphis	59 65	247	H Wichita St.	44 62							
15	H UCF	61 59	130	A South Fla.	46 73							
159	A Tulsa	67 72	5	H UConn	33 75							
130	H South Fla.	45 50	227	A SMU	61 43							

Non-Div I Games:

Tulane

■ Loss,
■ Non-Conf, S Site,
■ Home
■ Away
N Neutral

Average RPI Win: 198	WON-LOST	WINNING	LAST 10	STRENGTH OF	OPP. STRENGTH	TEAM	ADJ.	CONF.	ADJ CONF.
Average RPI Loss: 97	RECORD	PCT. RANK	GAMES	SCHEDULE	OF SCHEDULE	RPI	RPI	RPI	RPI
DIV. I ONLY	11- 14	212	0- 1	86	99	159	159	9	9
DIV. I NON-CONF.	6- 7	172	0- 1	59	105	123	123	9	9
TOTALS	RPI 1-25	RPI 26-50	W-L RECORDS	RPI 51-100	RPI 101-150	RPI 150+			
11- 14	0- 2	0- 0	OVERALL	0- 8	2- 1	9- 3			
8- 4	0- 0	0- 0	HOME	0- 3	1- 0	7- 1			
2- 10	0- 2	0- 0	AWAY	0- 5	0- 1	2- 2			
1- 0	0- 0	0- 0	NEUTRAL	0- 0	1- 0	0- 0			
6- 7	0- 1	0- 0	NON-CONFERENCE	0- 5	1- 0	5- 1			
4- 2	0- 0	0- 0	HOME	0- 2	0- 0	4- 0			
1- 5	0- 1	0- 0	AWAY	0- 3	0- 0	1- 1			
1- 0	0- 0	0- 0	NEUTRAL	0- 0	1- 0	0- 0			
5- 7	0- 1	0- 0	CONFERENCE	0- 3	1- 1	4- 2			
4- 2	0- 0	0- 0	HOME	0- 1	1- 0	3- 1			
1- 5	0- 1	0- 0	AWAY	0- 2	0- 1	1- 1			
0- 0	0- 0	0- 0	NEUTRAL	0- 0	0- 0	0- 0			

RPI 1-25				RPI 26-50				RPI 51-100				RPI 101+ Team's RPI: 159			
RPI	S	Opponent	Score	RPI	S	Opponent	Score	RPI	S	Opponent	Score	RPI	S	Opponent	Score
15	A	UCF	44 60					60	H	Little Rock	53 63	130	A	South Fla.	48 59
16	A	Arizona St.	52 70					63	A	Belmont	53 78	134	N	Alabama	80 73
								76	A	SFA	34 76	150	H	Tulane	72 67
								85	A	American	52 68	164	H	Abilene Christian	75 63
								88	A	Cincinnati	47 74	165	H	Temple	61 75
								88	H	Cincinnati	50 70	174	A	Oral Roberts	76 68
								89	H	Arkansas	59 61	181	A	Arkansas St.	60 73
								99	A	Houston	44 76	185	H	Saint Louis	86 75
												204	A	Memphis	56 59
												204	H	Memphis	46 39
												205	H	Stetson	55 54
												213	A	East Carolina	75 55
												227	H	SMU	49 35
												247	H	Wichita St.	63 49
												277	H	UTEP	66 45
LAST 12 Division I GAMES:															
16	A	Arizona St.	52 70	165	H	Temple	61 75								
88	A	Cincinnati	47 74	99	A	Houston	44 76								
130	A	South Fla.	48 59	88	H	Cincinnati	50 70								
150	H	Tulane	72 67	15	A	UCF	44 60								
227	H	SMU	49 35	213	A	East Carolina	75 55								
204	A	Memphis	56 59	204	H	Memphis	46 39								

Non-Div I Games:

Tulsa

■ Loss,
 ■ Non-Conf,
 ■ S Site,
 ■ Home
 ■ A Away
 N Neutral

Average RPI Win:	235	WON-LOST	WINNING	LAST 10	STRENGTH OF	OPP. STRENGTH	TEAM	ADJ.	CONF.	ADJ CONF.
Average RPI Loss:	88	RECORD	PCT. RANK	GAMES	SCHEDULE	OF SCHEDULE	RPI	RPI	RPI	RPI
DIV. I ONLY	20- 5	27	0- 1	299	176	114	114	14	14	
DIV. I NON-CONF.	11- 1	13	0- 1	334	259	117	117	17	17	
TOTALS	RPI 1-25	RPI 26-50	W-L RECORDS	RPI 51-100	RPI 101-150	RPI 150+				
20- 5	0- 0	0- 2	OVERALL	2- 1	2- 1	16- 1				
9- 2	0- 0	0- 1	HOME	0- 0	2- 0	7- 1				
9- 2	0- 0	0- 0	AWAY	2- 1	0- 1	7- 0				
2- 1	0- 0	0- 1	NEUTRAL	0- 0	0- 0	2- 0				
11- 1	0- 0	0- 1	NON-CONFERENCE	1- 0	1- 0	9- 0				
5- 0	0- 0	0- 0	HOME	0- 0	1- 0	4- 0				
4- 0	0- 0	0- 0	AWAY	1- 0	0- 0	3- 0				
2- 1	0- 0	0- 1	NEUTRAL	0- 0	0- 0	2- 0				
9- 4	0- 0	0- 1	CONFERENCE	1- 1	1- 1	7- 1				
4- 2	0- 0	0- 1	HOME	0- 0	1- 0	3- 1				
5- 2	0- 0	0- 0	AWAY	1- 1	0- 1	4- 0				
0- 0	0- 0	0- 0	NEUTRAL	0- 0	0- 0	0- 0				

RPI	S	Opponent	Score	RPI	S	Opponent	Score	RPI	S	Opponent	Score	RPI	S	Opponent	Score	Team's RPI: 114
35	H	Rice	43 55	41	N	Tennessee	69 73	64	A	Middle Tenn.	44 60	127	H	Western Ky.	70 63	
								72	A	FGCU	62 60	133	A	Charlotte	56 60	
								75	A	Old Dominion	69 61	148	H	Appalachian St.	80 61	
												151	N	Oklahoma	89 84	
												167	H	Louisiana Tech	68 73	
												177	H	North Texas	70 60	
												183	H	Southern Miss.	71 60	
												194	H	Marshall	77 59	
												204	H	Memphis	85 54	
												260	A	Alabama St.	62 47	
												277	A	UTEP	74 48	
												284	A	Samford	66 41	
												295	H	Alabama A&M	82 47	
												297	A	Fla. Atlantic	89 64	
												300	A	UTSA	59 42	
												312	A	FIU	83 59	
												314	H	McNeese	91 48	
												330	N	Coppin St.	86 61	
												349	A	Chicago St.	90 45	
												351	H	Alcorn	80 53	
LAST 12 Division I GAMES:																
41	N	Tennessee	69 73	35	H	Rice	43 55	127	H	North Texas	70 60	300	A	UTSA	59 42	
127	H	Western Ky.	70 63	177	H	North Texas	70 60	277	A	UTEP	74 48	183	H	Southern Miss.	71 60	
194	H	Marshall	77 59	300	A	UTSA	59 42	167	H	Louisiana Tech	68 73					
133	A	Charlotte	56 60													
75	A	Old Dominion	69 61													
64	A	Middle Tenn.	44 60													

Non-Div I Games: Ala.-Huntsville 83 58

UAB

Loss, Non-Conf, S Site, H Home A Away N Neutral

Average RPI Win:	220	WON-LOST	WINNING	LAST 10	STRENGTH OF	OPP. STRENGTH	TEAM	ADJ.	CONF.	ADJ CONF.
Average RPI Loss:	124	RECORD	PCT. RANK	GAMES	SCHEDULE	OF SCHEDULE	RPI	RPI	RPI	RPI
DIV. I ONLY	17- 6	52	0- 1	213	167	83	83	22	22	
DIV. I NON-CONF.	7- 5	132	0- 1	228	57	124	124	20	20	
TOTALS	RPI 1-25	RPI 26-50	W-L RECORDS	RPI 51-100	RPI 101-150	RPI 150+				
17- 6	0- 1	0- 0	OVERALL	1- 0	3- 3	13- 2				
8- 1	0- 0	0- 0	HOME	1- 0	1- 1	6- 0				
8- 5	0- 1	0- 0	AWAY	0- 0	2- 2	6- 2				
1- 0	0- 0	0- 0	NEUTRAL	0- 0	0- 0	1- 0				
7- 5	0- 1	0- 0	NON-CONFERENCE	1- 0	1- 3	5- 1				
3- 1	0- 0	0- 0	HOME	1- 0	0- 1	2- 0				
3- 4	0- 1	0- 0	AWAY	0- 0	1- 2	2- 1				
1- 0	0- 0	0- 0	NEUTRAL	0- 0	0- 0	1- 0				
10- 1	0- 0	0- 0	CONFERENCE	0- 0	2- 0	8- 1				
5- 0	0- 0	0- 0	HOME	0- 0	1- 0	4- 0				
5- 1	0- 0	0- 0	AWAY	0- 0	1- 0	4- 1				
0- 0	0- 0	0- 0	NEUTRAL	0- 0	0- 0	0- 0				

RPI 1-25				RPI 26-50				RPI 51-100				Team's RPI: 83		RPI 101+			
RPI	S	Opponent	Score	RPI	S	Opponent	Score	RPI	S	Opponent	Score			RPI	S	Opponent	Score
4	A	Stanford	43 71					57	H	Saint Mary's (CA)	76 74			101	A	Loyola Marymount	53 60
														106	H	Pacific	80 83
														129	A	Portland St.	50 65
														137	A	Washington St.	75 62
														145	A	CSUN	60 49
														145	H	CSUN	70 54
														156	A	Montana	56 62
														163	A	UC Riverside	67 59
														163	H	UC Riverside	72 59
														168	H	UC Irvine	80 57
														236	A	Sacramento St.	109 60
														237	N	Nevada	84 68
														245	A	Hawaii	60 65
														254	A	Cal St. Fullerton	75 39
														254	H	Cal St. Fullerton	75 51
														257	A	San Francisco	70 68
														274	H	Long Beach St.	70 50
														288	H	Southern Utah	68 45
														294	A	UC Santa Barbara	70 44
														319	A	Cal Poly	85 61
														342	H	Seattle U	76 59
LAST 12 Division I GAMES:																	
				156	A	Montana	56 62					254	A	Cal St. Fullerton	75 39		
				163	H	UC Riverside	72 59					145	A	CSUN	60 49		
				319	A	Cal Poly	85 61					168	H	UC Irvine	80 57		
				294	A	UC Santa Barbara	70 44					254	H	Cal St. Fullerton	75 51		
				145	H	CSUN	70 54					245	A	Hawaii	60 65		
				274	H	Long Beach St.	70 50					163	A	UC Riverside	67 59		

Non-Div I Games: Dominican (CA) 92 42

UC Davis

Loss, Non-Conf, S Site, H Home A Away N Neutral

Average RPI Win:	257	WON-LOST	WINNING	LAST 10	STRENGTH OF	OPP. STRENGTH	TEAM	ADJ.	CONF.	ADJ CONF.
Average RPI Loss:	167	RECORD	PCT. RANK	GAMES	SCHEDULE	OF SCHEDULE	RPI	RPI	RPI	RPI
DIV. I ONLY	16- 6	61	1- 0	342	224	168	168	22	22	
DIV. I NON-CONF.	9- 2	43	0- 0	321	223	142	142	20	20	
TOTALS	RPI 1-25	RPI 26-50	W-L RECORDS	RPI 51-100	RPI 101-150	RPI 150+				
16- 6	0- 1	0- 0	OVERALL	0- 1	2- 0	14- 4				
8- 2	0- 0	0- 0	HOME	0- 0	1- 0	7- 2				
6- 4	0- 1	0- 0	AWAY	0- 1	1- 0	5- 2				
2- 0	0- 0	0- 0	NEUTRAL	0- 0	0- 0	2- 0				
9- 2	0- 1	0- 0	NON-CONFERENCE	0- 0	1- 0	8- 1				
4- 1	0- 0	0- 0	HOME	0- 0	0- 0	4- 1				
3- 1	0- 1	0- 0	AWAY	0- 0	1- 0	2- 0				
2- 0	0- 0	0- 0	NEUTRAL	0- 0	0- 0	2- 0				
7- 4	0- 0	0- 0	CONFERENCE	0- 1	1- 0	6- 3				
4- 1	0- 0	0- 0	HOME	0- 0	1- 0	3- 1				
3- 3	0- 0	0- 0	AWAY	0- 1	0- 0	3- 2				
0- 0	0- 0	0- 0	NEUTRAL	0- 0	0- 0	0- 0				

RPI 1-25				RPI 26-50				RPI 51-100				RPI 101+ Team's RPI: 168			
RPI	S	Opponent	Score	RPI	S	Opponent	Score	RPI	S	Opponent	Score	RPI	S	Opponent	Score
6	A	Oregon	69 115					83	A	UC Davis	57 80	129	A	Portland St.	73 68
												145	H	CSUN	65 61
												163	A	UC Riverside	72 88
												170	A	Portland	84 69
												189	N	Indiana St.	77 61
												208	H	San Diego St.	70 78
												217	H	UNLV	57 55
												245	A	Hawaii	53 48
												245	H	Hawaii	68 70
												254	H	Cal St. Fullerton	65 61
												264	H	CSU Bakersfield	85 78
												274	A	Long Beach St.	48 46
												288	H	Southern Utah	75 58
												294	A	UC Santa Barbara	52 71
												294	H	UC Santa Barbara	74 68
												306	A	San Jose St.	74 66
												319	A	Cal Poly	75 59
												319	H	Cal Poly	73 57
												342	H	Seattle U	65 60
												350	N	LIU Brooklyn	84 71
LAST 12 Division I GAMES:															
245	A	Hawaii	53 48	319	H	Cal Poly	73 57								
294	A	UC Santa Barbara	52 71	83	A	UC Davis	57 80								
274	A	Long Beach St.	48 46	163	A	UC Riverside	72 88								
254	H	Cal St. Fullerton	65 61	145	H	CSUN	65 61								
245	H	Hawaii	68 70	319	A	Cal Poly	75 59								
294	H	UC Santa Barbara	74 68	342	H	Seattle U	65 60								

Non-Div I Games: LIFE Pacific 105 31

UC Irvine

■ Loss,
 ■ Non-Conf, S Site,
 ■ Home
 ■ Away
 N Neutral

UC Riverside

Through Games Of Feb. 22, 2019

Average RPI Win:	256	WON-LOST	WINNING	LAST 10	STRENGTH OF	OPP. STRENGTH	TEAM	ADJ.	CONF.	ADJ CONF.
Average RPI Loss:	127	RECORD	PCT. RANK	GAMES	SCHEDULE	OF SCHEDULE	RPI	RPI	RPI	RPI
DIV. I ONLY	14- 12	150	1- 0	207	206	163	163	22	22	
DIV. I NON-CONF.	6- 8	199	0- 0	128	154	156	156	20	20	
TOTALS	RPI 1-25	RPI 26-50	W-L RECORDS	RPI 51-100	RPI 101-150	RPI 150+				
14- 12	0- 2	0- 1	OVERALL	0- 3	0- 2	14- 4				
7- 2	0- 0	0- 0	HOME	0- 1	0- 0	7- 1				
6- 7	0- 0	0- 1	AWAY	0- 2	0- 2	6- 2				
1- 3	0- 2	0- 0	NEUTRAL	0- 0	0- 0	1- 1				
6- 8	0- 2	0- 1	NON-CONFERENCE	0- 1	0- 1	6- 3				
3- 0	0- 0	0- 0	HOME	0- 0	0- 0	3- 0				
2- 5	0- 0	0- 1	AWAY	0- 1	0- 1	2- 2				
1- 3	0- 2	0- 0	NEUTRAL	0- 0	0- 0	1- 1				
8- 4	0- 0	0- 0	CONFERENCE	0- 2	0- 1	8- 1				
4- 2	0- 0	0- 0	HOME	0- 1	0- 0	4- 1				
4- 2	0- 0	0- 0	AWAY	0- 1	0- 1	4- 0				
0- 0	0- 0	0- 0	NEUTRAL	0- 0	0- 0	0- 0				

RPI	S	Opponent	Score	RPI	S	Opponent	Score	RPI	S	Opponent	Score	RPI	S	Opponent	Score	Team's RPI: 163
6	N	Oregon	44 94	26	A	BYU	70 72	55	A	Southern California	55 73	117	A	Oklahoma St.	51 76	
17	N	Texas A&M	63 70					83	A	UC Davis	59 72	145	A	CSUN	56 69	
								83	H	UC Davis	59 67	153	H	New Mexico St.	65 64	
												168	H	UC Irvine	88 72	
												176	H	Coastal Caro.	62 43	
												187	N	Eastern Wash.	57 45	
												190	N	Milwaukee	54 56	
												245	A	Hawaii	60 55	
												254	H	Cal St. Fullerton	62 59	
												259	A	California Baptist	57 65	
												264	A	CSU Bakersfield	79 67	
												266	A	Utah Valley	53 56	
												274	A	Long Beach St.	73 59	
												274	H	Long Beach St.	45 63	
												288	H	Southern Utah	56 50	
												294	H	UC Santa Barbara	73 60	
												319	A	Cal Poly	75 68	
												319	A	Cal Poly	75 68	
												319	H	Cal Poly	80 66	
												321	A	Weber St.	71 39	
LAST 12 Division I GAMES:																
319	A	Cal Poly	75 68	294	H	UC Santa Barbara	73 60									
288	H	Southern Utah	56 50	245	A	Hawaii	60 55									
319	A	Cal Poly	75 68	274	A	Long Beach St.	73 59									
319	H	Cal Poly	80 66	145	A	CSUN	56 69									
83	A	UC Davis	59 72	168	H	UC Irvine	88 72									
254	H	Cal St. Fullerton	62 59	274	H	Long Beach St.	45 63									

Non-Div I Games:

UC Riverside

■ Loss,
■ Non-Conf,
■ S Site,
■ Home
■ A Away
N Neutral

Average RPI Win:	222	WON-LOST	WINNING	LAST 10	STRENGTH OF	OPP. STRENGTH	TEAM	ADJ.	CONF.	ADJ CONF.
Average RPI Loss:	179	RECORD	PCT. RANK	GAMES	SCHEDULE	OF SCHEDULE	RPI	RPI	RPI	RPI
DIV. I ONLY	6- 19	300	1- 0	162	258	294	294	22	22	
DIV. I NON-CONF.	3- 10	278	1- 0	164	239	275	275	20	20	
TOTALS	RPI 1-25	RPI 26-50	W-L RECORDS	RPI 51-100	RPI 101-150	RPI 150+				
6- 19	0- 0	0- 1	OVERALL	0- 3	1- 3	5- 12				
4- 8	0- 0	0- 0	HOME	0- 2	1- 1	3- 5				
1- 11	0- 0	0- 1	AWAY	0- 1	0- 2	1- 7				
1- 0	0- 0	0- 0	NEUTRAL	0- 0	0- 0	1- 0				
3- 10	0- 0	0- 1	NON-CONFERENCE	0- 2	0- 2	3- 5				
1- 5	0- 0	0- 0	HOME	0- 1	0- 1	1- 3				
1- 5	0- 0	0- 1	AWAY	0- 1	0- 1	1- 2				
1- 0	0- 0	0- 0	NEUTRAL	0- 0	0- 0	1- 0				
3- 9	0- 0	0- 0	CONFERENCE	0- 1	1- 1	2- 7				
3- 3	0- 0	0- 0	HOME	0- 1	1- 0	2- 2				
0- 6	0- 0	0- 0	AWAY	0- 0	0- 1	0- 5				
0- 0	0- 0	0- 0	NEUTRAL	0- 0	0- 0	0- 0				

RPI S	Opponent	Score	RPI S	Opponent	Score	RPI S	Opponent	Score	RPI S	Opponent	Score	Team's RPI: 294
38	A California	45 69	55	A Southern California	39 82	101	H Loyola Marymount	57 70	106	A Pacific	53 69	
			57	H Saint Mary's (CA)	55 80	145	A CSUN	65 73	145	H CSUN	61 60	
			83	H UC Davis	44 70	153	H New Mexico St.	73 81	163	A UC Riverside	60 73	
						168	A UC Irvine	68 74	168	H UC Irvine	71 52	
						199	N Dartmouth	62 56	208	A San Diego St.	63 58	
						217	A UNLV	51 69	245	A Hawaii	49 72	
						245	H Hawaii	35 47	254	A Cal St. Fullerton	62 74	
						254	H Cal St. Fullerton	52 59	259	H California Baptist	64 76	
						264	H CSU Bakersfield	48 56	266	A Utah Valley	54 63	
						274	H Long Beach St.	60 54	319	A Cal Poly	67 75	
						337	H Grand Canyon	66 55				
LAST 12 Division I GAMES:												
199	N Dartmouth	62 56	163	A UC Riverside	60 73							
254	A Cal St. Fullerton	62 74	168	A UC Irvine	68 74							
168	H UC Irvine	71 52	245	H Hawaii	35 47							
245	A Hawaii	49 72	254	H Cal St. Fullerton	52 59							
145	H CSUN	61 60	274	H Long Beach St.	60 54							
83	H UC Davis	44 70	319	A Cal Poly	67 75							

Non-Div I Games:

UC Santa Barbara

■ Loss,
■ Non-Conf,
■ S Site,
■ H Home
■ A Away
N Neutral

Average RPI Win:	160	WON-LOST	WINNING	LAST 10	STRENGTH OF	OPP. STRENGTH	TEAM	ADJ.	CONF.	ADJ CONF.
Average RPI Loss:	39	RECORD	PCT. RANK	GAMES	SCHEDULE	OF SCHEDULE	RPI	RPI	RPI	RPI
DIV. I ONLY	21- 5	24	1- 0	46	81	15	15	9	9	
DIV. I NON-CONF.	11- 2	32	0- 0	51	45	15	15	9	9	
TOTALS	RPI 1-25	RPI 26-50	W-L RECORDS	RPI 51-100	RPI 101-150	RPI 150+				
21- 5	0- 4	0- 0	OVERALL	4- 0	5- 1	12- 0				
9- 1	0- 1	0- 0	HOME	3- 0	2- 0	4- 0				
11- 3	0- 2	0- 0	AWAY	1- 0	3- 1	7- 0				
1- 1	0- 1	0- 0	NEUTRAL	0- 0	0- 0	1- 0				
11- 2	0- 2	0- 0	NON-CONFERENCE	2- 0	3- 0	6- 0				
4- 0	0- 0	0- 0	HOME	1- 0	1- 0	2- 0				
6- 1	0- 1	0- 0	AWAY	1- 0	2- 0	3- 0				
1- 1	0- 1	0- 0	NEUTRAL	0- 0	0- 0	1- 0				
10- 3	0- 2	0- 0	CONFERENCE	2- 0	2- 1	6- 0				
5- 1	0- 1	0- 0	HOME	2- 0	1- 0	2- 0				
5- 2	0- 1	0- 0	AWAY	0- 0	1- 1	4- 0				
0- 0	0- 0	0- 0	NEUTRAL	0- 0	0- 0	0- 0				

RPI	S	Opponent	Score
5	A	UConn	57 93
5	H	UConn	41 78
12	N	Syracuse	52 57
24	A	Central Mich.	68 75

RPI	S	Opponent	Score
-----	---	----------	-------

RPI	S	Opponent	Score
56	H	Villanova	71 56
58	A	Quinnipiac	47 45
88	H	Cincinnati	56 55
99	H	Houston	58 56

RPI	S	Opponent	Score
106	H	Pacific	64 57
124	A	Pittsburgh	61 58
130	A	South Fla.	62 49
130	H	South Fla.	66 63
143	A	Delaware	71 60
150	A	Tulane	59 61
152	A	Duquesne	71 63
158	H	Chattanooga	75 37
159	H	Tulsa	60 44
161	A	Mercer	76 42
204	A	Memphis	68 55
205	A	Stetson	78 55
213	A	East Carolina	61 58
214	N	Liberty	53 45
227	A	SMU	66 54
227	H	SMU	55 43
247	A	Wichita St.	57 49
265	H	Richmond	70 48

LAST 12 Division I GAMES:

247	A	Wichita St.	57 49	5	A	UConn	57 93
5	H	UConn	41 78	213	A	East Carolina	61 58
150	A	Tulane	59 61	227	H	SMU	55 43
227	A	SMU	66 54	159	H	Tulsa	60 44
130	H	South Fla.	66 63	88	H	Cincinnati	56 55
99	H	Houston	58 56	130	A	South Fla.	62 49

Non-Div I Games:

UCF

■ Loss,
 ■ Non-Conf,
 ■ S Site,
 ■ Home
 ■ A Away
 N Neutral

Average RPI Win:	115	WON-LOST	WINNING	LAST 10	STRENGTH OF	OPP. STRENGTH	TEAM	ADJ.	CONF.	ADJ CONF.
Average RPI Loss:	3	RECORD	PCT. RANK	GAMES	SCHEDULE	OF SCHEDULE	RPI	RPI	RPI	RPI
DIV. I ONLY	24- 2	2	1- 0	32	14	5	5	9	9	
DIV. I NON-CONF.	12- 2	31	0- 0	32	1	8	8	9	9	
TOTALS	RPI 1-25	RPI 26-50	W-L RECORDS	RPI 51-100	RPI 101-150	RPI 150+				
24- 2	4- 2	2- 0	OVERALL	6- 0	3- 0	9- 0				
11- 0	2- 0	1- 0	HOME	2- 0	2- 0	4- 0				
9- 2	2- 2	1- 0	AWAY	2- 0	1- 0	3- 0				
4- 0	0- 0	0- 0	NEUTRAL	2- 0	0- 0	2- 0				
12- 2	2- 2	2- 0	NON-CONFERENCE	3- 0	1- 0	4- 0				
4- 0	1- 0	1- 0	HOME	1- 0	1- 0	0- 0				
4- 2	1- 2	1- 0	AWAY	0- 0	0- 0	2- 0				
4- 0	0- 0	0- 0	NEUTRAL	2- 0	0- 0	2- 0				
12- 0	2- 0	0- 0	CONFERENCE	3- 0	2- 0	5- 0				
7- 0	1- 0	0- 0	HOME	1- 0	1- 0	4- 0				
5- 0	1- 0	0- 0	AWAY	2- 0	1- 0	1- 0				
0- 0	0- 0	0- 0	NEUTRAL	0- 0	0- 0	0- 0				

RPI	S	Opponent	Score	RPI	S	Opponent	Score	RPI	S	Opponent	Score	RPI	S	Opponent	Score
1	A	Notre Dame	89 71	30	H	DePaul	99 63	73	N	Purdue	86 40	130	H	South Fla.	63 46
2	A	Baylor	57 68	38	A	California	76 66	78	H	Ohio St.	85 53	131	H	Seton Hall	99 61
3	A	Louisville	69 78					88	A	Cincinnati	65 55	150	A	Tulane	75 33
15	A	UCF	78 41					88	H	Cincinnati	82 38	151	A	Oklahoma	72 63
15	H	UCF	93 57					93	N	St. John's (NY)	65 55	165	A	Temple	88 67
20	H	South Carolina	97 79					99	A	Houston	81 61	165	H	Temple	109 74
												185	A	Saint Louis	98 42
												200	N	Ole Miss	90 50
												201	N	Vanderbilt	80 42
												204	H	Memphis	102 45
												213	H	East Carolina	118 55
												227	H	SMU	79 39
LAST 12 Division I GAMES:															
204	H	Memphis	102 45	3	A	Louisville	69 78								
15	A	UCF	78 41	15	H	UCF	93 57								
20	H	South Carolina	97 79	227	H	SMU	79 39								
165	H	Temple	109 74	165	A	Temple	88 67								
213	H	East Carolina	118 55	150	A	Tulane	75 33								
88	A	Cincinnati	65 55	130	H	South Fla.	63 46								

Non-Div I Games:

UConn

■ Loss,
 ■ Non-Conf, S Site,
 ■ Home
 ■ Away
 N Neutral

Average RPI Win:	315	WON-LOST	WINNING	LAST 10	STRENGTH OF	OPP. STRENGTH	TEAM	ADJ.	CONF.	ADJ CONF.
Average RPI Loss:	183	RECORD	PCT. RANK	GAMES	SCHEDULE	OF SCHEDULE	RPI	RPI	RPI	RPI
DIV. I ONLY	3- 23	343	0- 1	302	213	339	339	20	20	
DIV. I NON-CONF.	2- 9	297	0- 0	239	210	308	308	18	18	
TOTALS	RPI 1-25	RPI 26-50	W-L RECORDS	RPI 51-100	RPI 101-150	RPI 150+				
3- 23	0- 1	0- 2	OVERALL	0- 3	0- 4	3- 13				
2- 8	0- 0	0- 2	HOME	0- 1	0- 1	2- 4				
1- 13	0- 1	0- 0	AWAY	0- 2	0- 3	1- 7				
0- 2	0- 0	0- 0	NEUTRAL	0- 0	0- 0	0- 2				
2- 9	0- 1	0- 2	NON-CONFERENCE	0- 0	0- 1	2- 5				
1- 3	0- 0	0- 2	HOME	0- 0	0- 0	1- 1				
1- 4	0- 1	0- 0	AWAY	0- 0	0- 1	1- 2				
0- 2	0- 0	0- 0	NEUTRAL	0- 0	0- 0	0- 2				
1- 14	0- 0	0- 0	CONFERENCE	0- 3	0- 3	1- 8				
1- 5	0- 0	0- 0	HOME	0- 1	0- 1	1- 3				
0- 9	0- 0	0- 0	AWAY	0- 2	0- 2	0- 5				
0- 0	0- 0	0- 0	NEUTRAL	0- 0	0- 0	0- 0				

RPI 1-25				RPI 26-50				RPI 51-100				RPI 101+ Team's RPI: 339			
RPI	S	Opponent	Score	RPI	S	Opponent	Score	RPI	S	Opponent	Score	RPI	S	Opponent	Score
11	A	Marquette	32 96	31	H	UCLA	47 78	68	A	Green Bay	32 62	118	A	Northwestern	44 87
				43	H	Miami (OH)	56 65	74	A	Wright St.	47 72	122	A	Youngstown St.	29 81
								74	H	Wright St.	46 79	122	H	Youngstown St.	59 83
												125	A	IUPUI	43 71
												188	A	Eastern Mich.	38 52
												189	A	Indiana St.	53 60
												190	A	Milwaukee	53 72
												241	H	Loyola Chicago	60 75
												251	A	Northern Ky.	44 78
												251	H	Northern Ky.	49 67
												278	A	Cleveland St.	53 71
												278	H	Cleveland St.	48 74
												290	N	Fairfield	60 68
												292	N	Jackson St.	57 72
												304	A	Oakland	57 74
												304	H	Oakland	69 65
												310	H	Valparaiso	75 65
												332	A	Evansville	62 54
												334	A	Detroit Mercy	45 62
												334	H	Detroit Mercy	36 42
LAST 12 Division I GAMES:															
304	A	Oakland	57 74	190	A	Milwaukee	53 72								
334	A	Detroit Mercy	45 62	68	A	Green Bay	32 62								
122	H	Youngstown St.	59 83	125	A	IUPUI	43 71								
278	H	Cleveland St.	48 74	334	H	Detroit Mercy	36 42								
251	A	Northern Ky.	44 78	304	H	Oakland	69 65								
74	A	Wright St.	47 72	278	A	Cleveland St.	53 71								

Non-Div I Games:

UIC

■ Loss,
 ■ Non-Conf,
 ■ S Site,
 ■ H Home
 ■ A Away
 N Neutral

UMBC				STRENGTH OF SCHEDULE	OPP. STRENGTH OF SCHEDULE	TEAM RPI	ADJ. RPI	CONF. RPI	ADJ CONF. RPI
Average RPI Win:	308	WON-LOST RECORD	WINNING PCT. RANK						
Average RPI Loss:	187		LAST 10 GAMES						
DIV. I ONLY	5- 18	313	0- 1	286	264	318	318	23	23
DIV. I NON-CONF.	4- 6	212	0- 0	293	260	265	265	25	25
<hr/>									
TOTALS	RPI 1-25	RPI 26-50	W-L RECORDS	RPI 51-100	RPI 101-150	RPI 150+			
5- 18	0- 1	0- 0	OVERALL	0- 3	0- 3	5- 11			
1- 9	0- 0	0- 0	HOME	0- 1	0- 2	1- 6			
2- 9	0- 1	0- 0	AWAY	0- 2	0- 1	2- 5			
2- 0	0- 0	0- 0	NEUTRAL	0- 0	0- 0	2- 0			
4- 6	0- 1	0- 0	NON-CONFERENCE	0- 1	0- 1	4- 3			
0- 4	0- 0	0- 0	HOME	0- 0	0- 1	0- 3			
2- 2	0- 1	0- 0	AWAY	0- 1	0- 0	2- 0			
2- 0	0- 0	0- 0	NEUTRAL	0- 0	0- 0	2- 0			
1- 12	0- 0	0- 0	CONFERENCE	0- 2	0- 2	1- 8			
1- 5	0- 0	0- 0	HOME	0- 1	0- 1	1- 3			
0- 7	0- 0	0- 0	AWAY	0- 1	0- 1	0- 5			
0- 0	0- 0	0- 0	NEUTRAL	0- 0	0- 0	0- 0			

RPI 1-25				RPI 26-50				RPI 51-100				RPI 101+ Team's RPI: 318			
RPI	S	Opponent	Score	RPI	S	Opponent	Score	RPI	S	Opponent	Score	RPI	S	Opponent	Score
14	A	Maryland	61 92					71	A	Maine	44 84	108	H	Towson	62 71
								71	H	Maine	45 58	112	A	Hartford	47 92
								85	A	American	42 64	112	H	Hartford	52 66
												154	A	Stony Brook	44 57
												182	H	UMES	67 73
												231	A	Albany (NY)	44 64
												240	H	Mt. St. Mary's	52 65
												246	H	Hofstra	42 45
												262	A	Binghamton	45 67
												262	H	Binghamton	46 58
												276	A	Vermont	50 58
												276	H	Vermont	44 58
												298	N	Kennesaw St.	57 53
												300	N	UTSA	72 58
												302	A	Morgan St.	73 68
												309	H	New Hampshire	64 62
												328	A	UMass Lowell	41 62
												328	H	UMass Lowell	55 67
												330	A	Coppin St.	57 52
<hr/>															
LAST 12 Division I GAMES:															
276	A	Vermont	50 58	309	H	New Hampshire	64 62								
328	A	UMass Lowell	41 62	276	H	Vermont	44 58								
262	H	Binghamton	46 58	231	A	Albany (NY)	44 64								
71	H	Maine	45 58	262	A	Binghamton	45 67								
112	A	Hartford	47 92	328	H	UMass Lowell	55 67								
154	A	Stony Brook	44 57	112	H	Hartford	52 66								

Non-Div I Games: Notre Dame (MD) 81 43 Eastern 81 42 Gettysburg 65 51

UMBC

Loss, Non-Conf, S Site, H Home A Away N Neutral

Average RPI Win:	295	WON-LOST	WINNING	LAST 10	STRENGTH OF	OPP. STRENGTH	TEAM	ADJ.	CONF.	ADJ CONF.
Average RPI Loss:	154	RECORD	PCT. RANK	GAMES	SCHEDULE	OF SCHEDULE	RPI	RPI	RPI	RPI
DIV. I ONLY	13- 11	146	1- 0	296	307	182	182	32	32	
DIV. I NON-CONF.	2- 9	297	0- 0	247	69	264	264	32	32	
TOTALS	RPI 1-25	RPI 26-50	W-L RECORDS	RPI 51-100	RPI 101-150	RPI 150+				
13- 11	0- 2	0- 1	OVERALL	0- 1	0- 1	13- 6				
5- 2	0- 0	0- 1	HOME	0- 0	0- 0	5- 1				
8- 9	0- 2	0- 0	AWAY	0- 1	0- 1	8- 5				
0- 0	0- 0	0- 0	NEUTRAL	0- 0	0- 0	0- 0				
2- 9	0- 2	0- 1	NON-CONFERENCE	0- 1	0- 1	2- 4				
0- 1	0- 0	0- 1	HOME	0- 0	0- 0	0- 0				
2- 8	0- 2	0- 0	AWAY	0- 1	0- 1	2- 4				
0- 0	0- 0	0- 0	NEUTRAL	0- 0	0- 0	0- 0				
11- 2	0- 0	0- 0	CONFERENCE	0- 0	0- 0	11- 2				
5- 1	0- 0	0- 0	HOME	0- 0	0- 0	5- 1				
6- 1	0- 0	0- 0	AWAY	0- 0	0- 0	6- 1				
0- 0	0- 0	0- 0	NEUTRAL	0- 0	0- 0	0- 0				

RPI 1-25				RPI 26-50				RPI 51-100				RPI 101+ Team's RPI: 182			
RPI	S	Opponent	Score	RPI	S	Opponent	Score	RPI	S	Opponent	Score	RPI	S	Opponent	Score
12	A	Syracuse	51 96	40	H	Buffalo	63 69	96	A	Georgetown	55 74	115	A	Wake Forest	67 78
18	A	Miami (FL)	53 71									195	A	N.C. A&T	58 70
												195	H	N.C. A&T	49 51
												211	A	George Mason	49 70
												213	A	East Carolina	69 84
												215	A	Bethune-Cookman	64 52
												235	A	Howard	80 73
												235	H	Howard	80 72
												240	A	Mt. St. Mary's	86 73
												265	A	Richmond	55 57
												275	A	Norfolk St.	59 43
												302	A	Morgan St.	73 68
												308	H	South Carolina St.	63 43
												318	A	UMBC	73 67
												330	H	Coppin St.	74 54
												336	A	Longwood	71 83
												340	A	N.C. Central	69 61
												340	H	N.C. Central	59 49
												347	A	Florida A&M	68 36
												348	H	Savannah St.	78 46
LAST 12 Division I GAMES:															
330	H	Coppin St.	74 54	275	A	Norfolk St.	59 43								
195	A	N.C. A&T	58 70	215	A	Bethune-Cookman	64 52								
340	A	N.C. Central	69 61	347	A	Florida A&M	68 36								
348	H	Savannah St.	78 46	195	H	N.C. A&T	49 51								
308	H	South Carolina St.	63 43	340	H	N.C. Central	59 49								
235	A	Howard	80 73	235	H	Howard	80 72								

Non-Div I Games: Regent 72 16 Cheyney 88 39

UMES

Loss, Non-Conf, S Site, H Home A Away N Neutral

Average RPI Win:	292	WON-LOST	WINNING	LAST 10	STRENGTH OF	OPP. STRENGTH	TEAM	ADJ.	CONF.	ADJ CONF.
Average RPI Loss:	173	RECORD	PCT. RANK	GAMES	SCHEDULE	OF SCHEDULE	RPI	RPI	RPI	RPI
DIV. I ONLY	11- 12	192	1- 0	307	309	249	249	30	30	
DIV. I NON-CONF.	4- 7	228	0- 0	157	220	204	204	30	30	
TOTALS	RPI 1-25	RPI 26-50	W-L RECORDS	RPI 51-100	RPI 101-150	RPI 150+				
11- 12	0- 0	0- 2	OVERALL	0- 0	0- 1	11- 9				
4- 6	0- 0	0- 0	HOME	0- 0	0- 0	4- 6				
7- 6	0- 0	0- 2	AWAY	0- 0	0- 1	7- 3				
0- 0	0- 0	0- 0	NEUTRAL	0- 0	0- 0	0- 0				
4- 7	0- 0	0- 2	NON-CONFERENCE	0- 0	0- 1	4- 4				
2- 2	0- 0	0- 0	HOME	0- 0	0- 0	2- 2				
2- 5	0- 0	0- 2	AWAY	0- 0	0- 1	2- 2				
0- 0	0- 0	0- 0	NEUTRAL	0- 0	0- 0	0- 0				
7- 5	0- 0	0- 0	CONFERENCE	0- 0	0- 0	7- 5				
2- 4	0- 0	0- 0	HOME	0- 0	0- 0	2- 4				
5- 1	0- 0	0- 0	AWAY	0- 0	0- 0	5- 1				
0- 0	0- 0	0- 0	NEUTRAL	0- 0	0- 0	0- 0				

RPI 1-25				RPI 26-50				RPI 51-100				RPI 101+ Team's RPI: 249			
RPI	S	Opponent	Score	RPI	S	Opponent	Score	RPI	S	Opponent	Score	RPI	S	Opponent	Score
				27	A	Missouri	59 66					132	A	Kansas	55 67
				42	A	Kansas St.	50 61					153	H	New Mexico St.	86 90
												155	H	Illinois St.	55 62
												166	A	Denver	75 92
												167	H	Louisiana Tech	80 70
												174	A	Oral Roberts	64 75
												211	H	George Mason	84 91
												223	H	UTRGV	56 75
												241	A	Loyola Chicago	88 74
												248	H	SIUE	80 75
												259	A	California Baptist	78 74
												259	H	California Baptist	92 95
												264	A	CSU Bakersfield	71 85
												264	H	CSU Bakersfield	57 67
												266	A	Utah Valley	68 64
												320	A	North Dakota St.	69 59
												337	A	Grand Canyon	65 56
												337	H	Grand Canyon	73 45
												342	A	Seattle U	86 62
												342	H	Seattle U	83 66
												349	A	Chicago St.	111 58
LAST 12 Division I GAMES:															
				342	H	Seattle U	83 66					342	A	Seattle U	86 62
				264	A	CSU Bakersfield	71 85					266	A	Utah Valley	68 64
				337	A	Grand Canyon	65 56					337	H	Grand Canyon	73 45
				259	H	California Baptist	92 95					264	H	CSU Bakersfield	57 67
				223	H	UTRGV	56 75					259	A	California Baptist	78 74
				153	H	New Mexico St.	86 90					349	A	Chicago St.	111 58

Non-Div I Games: Peru St. 98 62 Mo.-St. Louis 92 63

UMKC

Loss, Non-Conf, S Site, H Home A Away N Neutral

Average RPI Win:	305	WON-LOST	WINNING	LAST 10	STRENGTH OF	OPP. STRENGTH	TEAM	ADJ.	CONF.	ADJ CONF.
Average RPI Loss:	208	RECORD	PCT. RANK	GAMES	SCHEDULE	OF SCHEDULE	RPI	RPI	RPI	RPI
DIV. I ONLY	6- 20	305	0- 1	314	305	328	328	23	23	
DIV. I NON-CONF.	3- 9	271	0- 0	299	335	311	311	25	25	
TOTALS	RPI 1-25	RPI 26-50	W-L RECORDS	RPI 51-100	RPI 101-150	RPI 150+				
6- 20	0- 0	0- 1	OVERALL	0- 2	0- 2	6- 15				
3- 8	0- 0	0- 0	HOME	0- 1	0- 1	3- 6				
3- 12	0- 0	0- 1	AWAY	0- 1	0- 1	3- 9				
0- 0	0- 0	0- 0	NEUTRAL	0- 0	0- 0	0- 0				
3- 9	0- 0	0- 1	NON-CONFERENCE	0- 1	0- 1	3- 6				
1- 3	0- 0	0- 0	HOME	0- 1	0- 0	1- 2				
2- 6	0- 0	0- 1	AWAY	0- 0	0- 1	2- 4				
0- 0	0- 0	0- 0	NEUTRAL	0- 0	0- 0	0- 0				
3- 11	0- 0	0- 0	CONFERENCE	0- 1	0- 1	3- 9				
2- 5	0- 0	0- 0	HOME	0- 0	0- 1	2- 4				
1- 6	0- 0	0- 0	AWAY	0- 1	0- 0	1- 5				
0- 0	0- 0	0- 0	NEUTRAL	0- 0	0- 0	0- 0				

RPI S	Opponent	Score	RPI S	Opponent	Score	RPI S	Opponent	Score	RPI S	Opponent	Score	Team's RPI: 328
50	A Butler	36 89	71	A Maine	45 79	112	H Hartford	44 66	131	A Seton Hall	57 90	
			100	H Providence	47 71	154	A Stony Brook	56 76	154	H Stony Brook	47 64	
						199	A Dartmouth	54 70	203	A Holy Cross	54 63	
						226	A Cornell	54 63	229	A Massachusetts	62 59	
						231	A Albany (NY)	56 63	231	H Albany (NY)	53 56	
						256	H Colgate	52 61	262	A Binghamton	53 58	
						262	H Binghamton	50 70	276	A Vermont	42 52	
						276	H Vermont	54 51	302	A Morgan St.	49 61	
						309	A New Hampshire	46 54	309	H New Hampshire	53 56	
						315	H Bryant	57 58	318	A UMBC	67 55	
						318	H UMBC	62 41	338	H Saint Peter's	59 57	
						350	A LIU Brooklyn	69 64				
LAST 12 Division I GAMES:												
262	A Binghamton	53 58	71	A Maine	45 79							
318	H UMBC	62 41	262	H Binghamton	50 70							
231	H Albany (NY)	53 56	112	H Hartford	44 66							
154	H Stony Brook	47 64	231	A Albany (NY)	56 63							
309	A New Hampshire	46 54	318	A UMBC	67 55							
276	A Vermont	42 52	309	H New Hampshire	53 56							

Non-Div I Games: Fisher 79 45

UMass Lowell

■ Loss,
 ■ Non-Conf,
 ■ S Site,
 ■ Home
 ■ A Away
 N Neutral

UNC Asheville

Through Games Of Feb. 22, 2019

Average RPI Win:	277	WON-LOST	WINNING	LAST 10	STRENGTH OF	OPP. STRENGTH	TEAM	ADJ.	CONF.	ADJ CONF.
Average RPI Loss:	164	RECORD	PCT. RANK	GAMES	SCHEDULE	OF SCHEDULE	RPI	RPI	RPI	RPI
DIV. I ONLY	13- 11	146	1- 0	246	316	178	178	28	28	
DIV. I NON-CONF.	4- 6	212	0- 0	114	284	192	192	29	29	
TOTALS	RPI 1-25	RPI 26-50	W-L RECORDS	RPI 51-100	RPI 101-150	RPI 150+				
13- 11	0- 0	0- 1	OVERALL	0- 2	2- 2	11- 6				
9- 1	0- 0	0- 0	HOME	0- 0	2- 0	7- 1				
4- 10	0- 0	0- 1	AWAY	0- 2	0- 2	4- 5				
0- 0	0- 0	0- 0	NEUTRAL	0- 0	0- 0	0- 0				
4- 6	0- 0	0- 1	NON-CONFERENCE	0- 1	1- 2	3- 2				
4- 0	0- 0	0- 0	HOME	0- 0	1- 0	3- 0				
0- 6	0- 0	0- 1	AWAY	0- 1	0- 2	0- 2				
0- 0	0- 0	0- 0	NEUTRAL	0- 0	0- 0	0- 0				
9- 5	0- 0	0- 0	CONFERENCE	0- 1	1- 0	8- 4				
5- 1	0- 0	0- 0	HOME	0- 0	1- 0	4- 1				
4- 4	0- 0	0- 0	AWAY	0- 1	0- 0	4- 3				
0- 0	0- 0	0- 0	NEUTRAL	0- 0	0- 0	0- 0				

RPI 1-25			RPI 26-50			RPI 51-100			RPI 101+			Team's RPI: 178
RPI	S	Opponent	Score	RPI	S	Opponent	Score	RPI	S	Opponent	Score	
				41	A	Tennessee	46 73	64	A	Middle Tenn.	46 67	126 H High Point 67 56
								95	A	Radford	46 60	133 A Charlotte 53 70
												138 A Tennessee Tech 53 60
												141 H Davidson 69 56
												161 A Mercer 47 61
												206 H Hampton 58 61
												210 A Furman 47 58
												224 A Campbell 48 49
												224 H Campbell 60 52
												233 A Gardner-Webb 59 69
												258 H ETSU 56 55
												272 H Wofford 60 46
												281 A Winthrop 55 43
												281 H Winthrop 70 36
												301 A Charleston So. 59 70
												331 A Presbyterian 52 43
												331 H Presbyterian 51 45
												335 H Western Caro. 74 49
												336 A Longwood 68 57
												336 H Longwood 80 55
												344 A USC Upstate 93 86
LAST 12 Division I GAMES:												
				336	A	Longwood	68 57					331 A Presbyterian 52 43
				281	A	Winthrop	55 43					336 H Longwood 80 55
				331	H	Presbyterian	51 45					126 H High Point 67 56
				224	A	Campbell	48 49					344 A USC Upstate 93 86
				301	A	Charleston So.	59 70					224 H Campbell 60 52
				281	H	Winthrop	70 36					233 A Gardner-Webb 59 69

Non-Div I Games: Warren Wilson 92 31

UNC Asheville

■ Loss,
 ■ Non-Conf,
 ■ S Site,
 ■ H Home
 ■ A Away
 N Neutral

UNC Greensboro

Through Games Of Feb. 22, 2019

Average RPI Win:	259	WON-LOST	WINNING	LAST 10	STRENGTH OF	OPP. STRENGTH	TEAM	ADJ.	CONF.	ADJ CONF.
Average RPI Loss:	193	RECORD	PCT. RANK	GAMES	SCHEDULE	OF SCHEDULE	RPI	RPI	RPI	RPI
DIV. I ONLY	5- 17	312	0- 1	240	287	311	311	27	27	
DIV. I NON-CONF.	2- 9	297	0- 0	196	211	294	294	24	24	
TOTALS	RPI 1-25	RPI 26-50	W-L RECORDS	RPI 51-100	RPI 101-150	RPI 150+				
5- 17	0- 0	0- 1	OVERALL	0- 0	0- 4	5- 12				
4- 3	0- 0	0- 0	HOME	0- 0	0- 0	4- 3				
0- 13	0- 0	0- 1	AWAY	0- 0	0- 3	0- 9				
1- 1	0- 0	0- 0	NEUTRAL	0- 0	0- 1	1- 0				
2- 9	0- 0	0- 1	NON-CONFERENCE	0- 0	0- 4	2- 4				
1- 1	0- 0	0- 0	HOME	0- 0	0- 0	1- 1				
0- 7	0- 0	0- 1	AWAY	0- 0	0- 3	0- 3				
1- 1	0- 0	0- 0	NEUTRAL	0- 0	0- 1	1- 0				
3- 8	0- 0	0- 0	CONFERENCE	0- 0	0- 0	3- 8				
3- 2	0- 0	0- 0	HOME	0- 0	0- 0	3- 2				
0- 6	0- 0	0- 0	AWAY	0- 0	0- 0	0- 6				
0- 0	0- 0	0- 0	NEUTRAL	0- 0	0- 0	0- 0				

RPI 1-25			RPI 26-50			RPI 51-100			RPI 101+ Team's RPI: 311		
RPI	S	Opponent	Score	RPI	S	Opponent	Score	RPI	S	Opponent	Score
				28	A	North Carolina	62 83				
								123	A	Georgia St.	63 70
								126	A	High Point	75 82
								131	N	Seton Hall	64 71
								148	A	Appalachian St.	65 68
								158	A	Chattanooga	54 64
								161	A	Mercer	73 85
								161	H	Mercer	58 71
								176	H	Coastal Caro.	71 78
								188	N	Eastern Mich.	49 44
								210	A	Furman	61 64
								210	H	Furman	49 59
								214	H	Liberty	48 45
								224	A	Campbell	49 53
								258	A	ETSU	76 85
								265	A	Richmond	48 59
								272	A	Wofford	66 93
								272	H	Wofford	77 61
								284	A	Samford	53 57
								284	H	Samford	55 54
								335	H	Western Caro.	71 59
								340	A	N.C. Central	57 66
LAST 12 Division I GAMES:											
284	A	Samford	53 57	335	H	Western Caro.	71 59				
161	A	Mercer	73 85	161	H	Mercer	58 71				
210	H	Furman	49 59	284	H	Samford	55 54				
272	H	Wofford	77 61	272	A	Wofford	66 93				
158	A	Chattanooga	54 64	210	A	Furman	61 64				
258	A	ETSU	76 85	265	A	Richmond	48 59				

Non-Div I Games: Pfeiffer 92 23 UNC Pembroke 72 32 Lees-McRae 92 36 Young Harris 62 29
 UNC Greensboro

Loss, Non-Conf, S Site, H Home A Away N Neutral

Average RPI Win:	225	WON-LOST	WINNING	LAST 10	STRENGTH OF	OPP. STRENGTH	TEAM	ADJ.	CONF.	ADJ CONF.
Average RPI Loss:	87	RECORD	PCT. RANK	GAMES	SCHEDULE	OF SCHEDULE	RPI	RPI	RPI	RPI
DIV. I ONLY	13- 10	136	0- 1	135	158	121	121	10	10	
DIV. I NON-CONF.	5- 4	139	0- 0	275	257	166	166	10	10	
TOTALS	RPI 1-25	RPI 26-50	W-L RECORDS	RPI 51-100	RPI 101-150	RPI 150+				
13- 10	0- 0	1- 3	OVERALL	1- 3	1- 3	10- 1				
10- 1	0- 0	1- 0	HOME	1- 1	1- 0	7- 0				
3- 9	0- 0	0- 3	AWAY	0- 2	0- 3	3- 1				
0- 0	0- 0	0- 0	NEUTRAL	0- 0	0- 0	0- 0				
5- 4	0- 0	0- 2	NON-CONFERENCE	0- 1	0- 1	5- 0				
3- 0	0- 0	0- 0	HOME	0- 0	0- 0	3- 0				
2- 4	0- 0	0- 2	AWAY	0- 1	0- 1	2- 0				
0- 0	0- 0	0- 0	NEUTRAL	0- 0	0- 0	0- 0				
8- 6	0- 0	1- 1	CONFERENCE	1- 2	1- 2	5- 1				
7- 1	0- 0	1- 0	HOME	1- 1	1- 0	4- 0				
1- 5	0- 0	0- 1	AWAY	0- 1	0- 2	1- 1				
0- 0	0- 0	0- 0	NEUTRAL	0- 0	0- 0	0- 0				

RPI S	Opponent	Score	RPI S	Opponent	Score	RPI S	Opponent	Score	RPI S	Opponent	Score	Team's RPI: 121
28	A North Carolina	55 82	62	A Drexel	55 67	108	A Towson	61 82				
37	A Ohio	72 95	62	H Drexel	53 65	108	H Towson	77 73				
39	A James Madison	51 58	87	H Northeastern	83 70	124	A Pittsburgh	56 60				
39	H James Madison	66 63	98	A VCU	47 58	143	A Delaware	53 65				
						171	A William & Mary	64 70				
						171	H William & Mary	66 58				
						212	A Elon	75 70				
						212	H Elon	76 51				
						213	A East Carolina	71 68				
						246	H Hofstra	89 54				
						293	H Col. of Charleston	71 49				
						331	H Presbyterian	63 48				
						336	H Longwood	35 33				
						337	H Grand Canyon	77 55				
						340	A N.C. Central	89 82				
LAST 12 Division I GAMES:												
62	H Drexel	53 65	246	H Hofstra	89 54							
39	A James Madison	51 58	62	A Drexel	55 67							
108	A Towson	61 82	143	A Delaware	53 65							
171	H William & Mary	66 58	108	H Towson	77 73							
212	H Elon	76 51	39	H James Madison	66 63							
87	H Northeastern	83 70	212	A Elon	75 70							

Non-Div I Games: Fayetteville St. 72 54 Belmont Abbey 74 58

UNCW

Loss, Non-Conf, S Site, H Home A Away N Neutral

Average RPI Win:	221	WON-LOST	WINNING	LAST 10	STRENGTH OF	OPP. STRENGTH	TEAM	ADJ.	CONF.	ADJ CONF.
Average RPI Loss:	53	RECORD	PCT. RANK	GAMES	SCHEDULE	OF SCHEDULE	RPI	RPI	RPI	RPI
DIV. I ONLY	15- 9	102	0- 1	98	125	80	80	13	13	
DIV. I NON-CONF.	6- 5	143	0- 1	64	53	67	67	15	15	
TOTALS	RPI 1-25	RPI 26-50	W-L RECORDS	RPI 51-100	RPI 101-150	RPI 150+				
15- 9	0- 4	0- 1	OVERALL	0- 3	5- 0	10- 1				
8- 2	0- 1	0- 0	HOME	0- 1	3- 0	5- 0				
7- 6	0- 3	0- 1	AWAY	0- 1	2- 0	5- 1				
0- 1	0- 0	0- 0	NEUTRAL	0- 1	0- 0	0- 0				
6- 5	0- 2	0- 1	NON-CONFERENCE	0- 2	3- 0	3- 0				
4- 0	0- 0	0- 0	HOME	0- 0	2- 0	2- 0				
2- 4	0- 2	0- 1	AWAY	0- 1	1- 0	1- 0				
0- 1	0- 0	0- 0	NEUTRAL	0- 1	0- 0	0- 0				
9- 4	0- 2	0- 0	CONFERENCE	0- 1	2- 0	7- 1				
4- 2	0- 1	0- 0	HOME	0- 1	1- 0	3- 0				
5- 2	0- 1	0- 0	AWAY	0- 0	1- 0	4- 1				
0- 0	0- 0	0- 0	NEUTRAL	0- 0	0- 0	0- 0				

RPI 1-25				RPI 26-50				RPI 51-100				Team's RPI: 80		RPI 101+			
RPI	S	Opponent	Score	RPI	S	Opponent	Score	RPI	S	Opponent	Score			RPI	S	Opponent	Score
8	A	Iowa	57 83	42	A	Kansas St.	62 72	52	N	Boise St.	60 61			111	H	Creighton	65 55
11	A	Marquette	61 102					69	H	Missouri St.	58 63			125	A	IUPUI	53 40
23	A	Drake	61 76					97	A	Northern Ill.	59 70			143	H	Delaware	79 67
23	H	Drake	64 88											146	H	Southern Ill.	65 53
														149	A	Bradley	81 78
														155	A	Illinois St.	64 66
														189	A	Indiana St.	71 51
														189	H	Indiana St.	71 63
														241	A	Loyola Chicago	71 65
														241	H	Loyola Chicago	64 52
														243	H	North Dakota	64 60
														274	A	Long Beach St.	71 64
														310	A	Valparaiso	64 56
														310	H	Valparaiso	71 52
														312	H	Omaha	79 50
														332	A	Evansville	74 46
LAST 12 Division I GAMES:																	
				97	A	Northern Ill.	59 70	69	H	Missouri St.	58 63						
				11	A	Marquette	61 102	146	H	Southern Ill.	65 53						
				189	H	Indiana St.	71 63	189	A	Indiana St.	71 51						
				23	A	Drake	61 76	332	A	Evansville	74 46						
				310	A	Valparaiso	64 56	23	H	Drake	64 88						
				241	A	Loyola Chicago	71 65	241	H	Loyola Chicago	64 52						

Non-Div I Games: Minnesota St. 73 56

UNI

Loss, Non-Conf, S Site, H Home A Away N Neutral

Average RPI Win:	239	WON-LOST	WINNING	LAST 10	STRENGTH OF	OPP. STRENGTH	TEAM	ADJ.	CONF.	ADJ CONF.
Average RPI Loss:	122	RECORD	PCT. RANK	GAMES	SCHEDULE	OF SCHEDULE	RPI	RPI	RPI	RPI
DIV. I ONLY	9- 16	251	0- 1	115	154	217	217	15	15	
DIV. I NON-CONF.	2- 9	297	0- 1	83	191	273	273	13	13	
TOTALS	RPI 1-25	RPI 26-50	W-L RECORDS	RPI 51-100	RPI 101-150	RPI 150+				
9- 16	0- 1	0- 2	OVERALL	1- 7	0- 1	8- 5				
7- 7	0- 1	0- 1	HOME	1- 4	0- 0	6- 1				
2- 9	0- 0	0- 1	AWAY	0- 3	0- 1	2- 4				
0- 0	0- 0	0- 0	NEUTRAL	0- 0	0- 0	0- 0				
2- 9	0- 1	0- 0	NON-CONFERENCE	0- 4	0- 1	2- 3				
2- 5	0- 1	0- 0	HOME	0- 3	0- 0	2- 1				
0- 4	0- 0	0- 0	AWAY	0- 1	0- 1	0- 2				
0- 0	0- 0	0- 0	NEUTRAL	0- 0	0- 0	0- 0				
7- 7	0- 0	0- 2	CONFERENCE	1- 3	0- 0	6- 2				
5- 2	0- 0	0- 1	HOME	1- 1	0- 0	4- 0				
2- 5	0- 0	0- 1	AWAY	0- 2	0- 0	2- 2				
0- 0	0- 0	0- 0	NEUTRAL	0- 0	0- 0	0- 0				

RPI 1-25				RPI 26-50				RPI 51-100				RPI 101+ Team's RPI: 217			
RPI	S	Opponent	Score	RPI	S	Opponent	Score	RPI	S	Opponent	Score	RPI	S	Opponent	Score
13	H	Gonzaga	59 70	45	A	Wyoming	62 90	52	H	Boise St.	57 64	129	A	Portland St.	49 58
				45	H	Wyoming	49 64	54	A	New Mexico	77 80	168	A	UC Irvine	55 57
								54	H	New Mexico	66 57	202	H	Utah St.	77 56
								55	H	Southern California	72 86	208	H	San Diego St.	71 57
								64	H	Middle Tenn.	62 66	218	H	Florida	56 53
								74	H	Wright St.	52 68	237	A	Nevada	62 70
								90	A	Duke	38 66	245	H	Hawaii	61 66
								92	A	Fresno St.	55 73	279	A	Colorado St.	49 52
												283	A	Air Force	62 47
												283	H	Air Force	66 56
												294	H	UC Santa Barbara	69 51
												306	A	San Jose St.	53 43
												306	H	San Jose St.	74 70
												308	A	South Carolina St.	49 58
LAST 12 Division I GAMES:															
308	A	South Carolina St.	49 58	92	A	Fresno St.	55 73								
218	H	Florida	56 53	52	H	Boise St.	57 64								
64	H	Middle Tenn.	62 66	202	H	Utah St.	77 56								
45	H	Wyoming	49 64	237	A	Nevada	62 70								
306	H	San Jose St.	74 70	208	H	San Diego St.	71 57								
283	A	Air Force	62 47	54	A	New Mexico	77 80								

Non-Div I Games:

UNLV

■ Loss,
 ■ Non-Conf, S Site,
 ■ Home
 ■ Away
 N Neutral

USC Upstate

Through Games Of Feb. 22, 2019

Average RPI Win:	319	WON-LOST	WINNING	LAST 10	STRENGTH OF	OPP. STRENGTH	TEAM	ADJ.	CONF.	ADJ CONF.
Average RPI Loss:	232	RECORD	PCT. RANK	GAMES	SCHEDULE	OF SCHEDULE	RPI	RPI	RPI	RPI
DIV. I ONLY	3- 18	332	0- 1	344	318	344	344	28	28	
DIV. I NON-CONF.	1- 7	319	0- 0	319	328	337	337	29	29	
TOTALS	RPI 1-25	RPI 26-50	W-L RECORDS	RPI 51-100	RPI 101-150	RPI 150+				
3- 18	0- 0	0- 0	OVERALL	0- 3	0- 1	3- 14				
1- 5	0- 0	0- 0	HOME	0- 1	0- 1	1- 3				
2- 13	0- 0	0- 0	AWAY	0- 2	0- 0	2- 11				
0- 0	0- 0	0- 0	NEUTRAL	0- 0	0- 0	0- 0				
1- 7	0- 0	0- 0	NON-CONFERENCE	0- 2	0- 0	1- 5				
0- 0	0- 0	0- 0	HOME	0- 0	0- 0	0- 0				
1- 7	0- 0	0- 0	AWAY	0- 2	0- 0	1- 5				
0- 0	0- 0	0- 0	NEUTRAL	0- 0	0- 0	0- 0				
2- 11	0- 0	0- 0	CONFERENCE	0- 1	0- 1	2- 9				
1- 5	0- 0	0- 0	HOME	0- 1	0- 1	1- 3				
1- 6	0- 0	0- 0	AWAY	0- 0	0- 0	1- 6				
0- 0	0- 0	0- 0	NEUTRAL	0- 0	0- 0	0- 0				

RPI S	Opponent	Score	RPI S	Opponent	Score	RPI S	Opponent	Score	RPI S	Opponent	Score	Team's RPI: 344
59	A Virginia Tech	45 96				126	H High Point	61 87				
82	A Nebraska	64 87				178	H UNC Asheville	86 93				
95	H Radford	41 82				206	A Hampton	43 67				
						210	A Furman	67 78				
						213	A East Carolina	53 63				
						224	A Campbell	41 61				
						233	A Gardner-Webb	72 92				
						281	A Winthrop	76 50				
						301	A Charleston So.	62 74				
						301	H Charleston So.	75 78				
						308	A South Carolina St.	66 71				
						312	A Omaha	69 96				
						331	A Presbyterian	54 70				
						331	H Presbyterian	58 66				
						335	A Western Caro.	64 68				
						336	A Longwood	58 80				
						336	H Longwood	72 67				
						340	A N.C. Central	82 63				
LAST 12 Division I GAMES:												
331	H Presbyterian	58 66	336	H Longwood	72 67							
336	A Longwood	58 80	233	A Gardner-Webb	72 92							
301	A Charleston So.	62 74	301	H Charleston So.	75 78							
224	A Campbell	41 61	178	H UNC Asheville	86 93							
95	H Radford	41 82	331	A Presbyterian	54 70							
206	A Hampton	43 67	281	A Winthrop	76 50							

Non-Div I Games: Brevard 71 53 Converse 69 51 UNKNOWN 101 53

USC Upstate

Loss, Non-Conf, S Site, H Home A Away N Neutral

Average RPI Win:	208	WON-LOST	WINNING	LAST 10	STRENGTH OF	OPP. STRENGTH	TEAM	ADJ.	CONF.	ADJ CONF.
Average RPI Loss:	80	RECORD	PCT. RANK	GAMES	SCHEDULE	OF SCHEDULE	RPI	RPI	RPI	RPI
DIV. I ONLY	19- 6	46	1- 0	237	101	94	94	12	12	
DIV. I NON-CONF.	8- 3	72	0- 0	281	147	136	136	14	14	
TOTALS	RPI 1-25	RPI 26-50	W-L RECORDS	RPI 51-100	RPI 101-150	RPI 150+				
19- 6	0- 0	0- 0	OVERALL	1- 5	3- 1	15- 0				
9- 3	0- 0	0- 0	HOME	0- 3	2- 0	7- 0				
10- 3	0- 0	0- 0	AWAY	1- 2	1- 1	8- 0				
0- 0	0- 0	0- 0	NEUTRAL	0- 0	0- 0	0- 0				
8- 3	0- 0	0- 0	NON-CONFERENCE	1- 3	0- 0	7- 0				
3- 2	0- 0	0- 0	HOME	0- 2	0- 0	3- 0				
5- 1	0- 0	0- 0	AWAY	1- 1	0- 0	4- 0				
0- 0	0- 0	0- 0	NEUTRAL	0- 0	0- 0	0- 0				
11- 3	0- 0	0- 0	CONFERENCE	0- 2	3- 1	8- 0				
6- 1	0- 0	0- 0	HOME	0- 1	2- 0	4- 0				
5- 2	0- 0	0- 0	AWAY	0- 1	1- 1	4- 0				
0- 0	0- 0	0- 0	NEUTRAL	0- 0	0- 0	0- 0				

RPI 1-25			RPI 26-50			RPI 51-100			Team's RPI: 94	RPI 101+		
RPI	S	Opponent	Score	RPI	S	Opponent	Score	RPI	S	Opponent	Score	
						55	H Southern California	61	73	123	A Georgia St.	48 50
						60	A Little Rock	65	68	123	H Georgia St.	69 45
						60	H Little Rock	61	62	148	A Appalachian St.	72 65
						89	H Arkansas	65	66	148	H Appalachian St.	99 94
						92	A Fresno St.	61	70	172	H Texas St.	68 53
						99	A Houston	65	61	174	A Oral Roberts	80 62
										176	A Coastal Caro.	67 64
										176	H Coastal Caro.	79 53
										181	A Arkansas St.	100 73
										181	H Arkansas St.	67 62
										198	H Grambling	78 54
										227	A SMU	66 41
										244	A Louisiana	76 61
										257	A San Francisco	80 73
										280	A Ga. Southern	74 53
										280	H Ga. Southern	81 48
										292	H Jackson St.	99 63
										300	H UTSA	53 48
										305	A Incarnate Word	97 49
LAST 12 Division I GAMES:												
181	H	Arkansas St.	67 62	123	H	Georgia St.	69 45					
60	H	Little Rock	61 62	280	H	Ga. Southern	81 48					
148	A	Appalachian St.	72 65	60	A	Little Rock	65 68					
176	A	Coastal Caro.	67 64	181	A	Arkansas St.	100 73					
172	H	Texas St.	68 53	176	H	Coastal Caro.	79 53					
244	A	Louisiana	76 61	148	H	Appalachian St.	99 94					

Non-Div I Games:

UT Arlington

■ Loss,
 ■ Non-Conf,
 ■ S Site,
 ■ H Home
 ■ A Away
 N Neutral

U
T
M
a
r
t
i
n

UT Martin				Through Games Of Feb. 22, 2019						
Average RPI Win:	249	WON-LOST	WINNING	LAST 10	STRENGTH OF	OPP. STRENGTH	TEAM	ADJ.	CONF.	ADJ CONF.
Average RPI Loss:	143	RECORD	PCT. RANK	GAMES	SCHEDULE	OF SCHEDULE	RPI	RPI	RPI	RPI
DIV. I ONLY		16- 8	80	0- 1	282	225	136	136	21	21
DIV. I NON-CONF.		6- 3	91	0- 0	268	87	105	105	21	21

TOTALS	RPI 1-25	RPI 26-50		W-L RECORDS	RPI 51-100		RPI 101-150		RPI 150+	
16- 8	0- 1	0- 0		OVERALL	0- 1		1- 4		15- 2	
10- 1	0- 0	0- 0		HOME	0- 0		1- 1		9- 0	
6- 7	0- 1	0- 0		AWAY	0- 1		0- 3		6- 2	
0- 0	0- 0	0- 0		NEUTRAL	0- 0		0- 0		0- 0	
6- 3	0- 1	0- 0		NON-CONFERENCE	0- 0		1- 2		5- 0	
4- 0	0- 0	0- 0		HOME	0- 0		1- 0		3- 0	
2- 3	0- 1	0- 0		AWAY	0- 0		0- 2		2- 0	
0- 0	0- 0	0- 0		NEUTRAL	0- 0		0- 0		0- 0	
10- 5	0- 0	0- 0		CONFERENCE	0- 1		0- 2		10- 2	
6- 1	0- 0	0- 0		HOME	0- 0		0- 1		6- 0	
4- 4	0- 0	0- 0		AWAY	0- 1		0- 1		4- 2	
0- 0	0- 0	0- 0		NEUTRAL	0- 0		0- 0		0- 0	

RPI 1-25				RPI 26-50				RPI 51-100				RPI 101+ Team's RPI: 136			
RPI	S	Opponent	Score	RPI	S	Opponent	Score	RPI	S	Opponent	Score	RPI	S	Opponent	Score
3	A	Louisville	62 102					63	A	Belmont	86 100	118	A	Northwestern	64 90
												125	A	IUPUI	72 73
												138	H	Tennessee Tech	76 80
												142	A	Morehead St.	75 85
												146	H	Southern Ill.	95 94
												158	A	Chattanooga	81 79
												181	H	Arkansas St.	97 91
												193	H	Jacksonville St.	77 72
												220	A	Southeast Mo. St.	80 73
												220	H	Southeast Mo. St.	61 50
												248	A	SIUE	75 48
												248	H	SIUE	68 55
												252	H	Austin Peay	74 65
												271	A	Murray St.	73 76
												271	H	Murray St.	75 67
												284	H	Samford	89 68
												285	A	Eastern Ill.	71 77
												285	H	Eastern Ill.	90 66
												299	A	Tennessee St.	73 61
												322	A	Lipscomb	62 53
												325	A	Eastern Ky.	87 61
												329	H	Mississippi Val.	110 51
LAST 12 Division I GAMES:															
271	A	Murray St.	73 76	299	A	Tennessee St.	73 61								
248	A	SIUE	75 48	248	H	SIUE	68 55								
220	H	Southeast Mo. St.	61 50	285	H	Eastern Ill.	90 66								
138	H	Tennessee Tech	76 80	142	A	Morehead St.	75 85								
193	H	Jacksonville St.	77 72	325	A	Eastern Ky.	87 61								
63	A	Belmont	86 100	252	H	Austin Peay	74 65								

Non-Div I Games: Ala.-Huntsville 100 69 Christian Bros. 108 82

UT Martin

U
T
M
a
r
t
i
n

Average RPI Win:	291	WON-LOST	WINNING	LAST 10	STRENGTH OF	OPP. STRENGTH	TEAM	ADJ.	CONF.	ADJ CONF.
Average RPI Loss:	142	RECORD	PCT. RANK	GAMES	SCHEDULE	OF SCHEDULE	RPI	RPI	RPI	RPI
DIV. I ONLY	6- 20	305	0- 1	149	231	277	277	14	14	
DIV. I NON-CONF.	3- 10	278	0- 0	171	318	297	297	17	17	
TOTALS	RPI 1-25	RPI 26-50	W-L RECORDS	RPI 51-100	RPI 101-150	RPI 150+				
6- 20	0- 0	0- 1	OVERALL	0- 4	0- 4	6- 11				
2- 11	0- 0	0- 0	HOME	0- 1	0- 3	2- 7				
3- 8	0- 0	0- 1	AWAY	0- 3	0- 1	3- 3				
1- 1	0- 0	0- 0	NEUTRAL	0- 0	0- 0	1- 1				
3- 10	0- 0	0- 0	NON-CONFERENCE	0- 2	0- 1	3- 7				
2- 5	0- 0	0- 0	HOME	0- 0	0- 1	2- 4				
0- 4	0- 0	0- 0	AWAY	0- 2	0- 0	0- 2				
1- 1	0- 0	0- 0	NEUTRAL	0- 0	0- 0	1- 1				
3- 10	0- 0	0- 1	CONFERENCE	0- 2	0- 3	3- 4				
0- 6	0- 0	0- 0	HOME	0- 1	0- 2	0- 3				
3- 4	0- 0	0- 1	AWAY	0- 1	0- 1	3- 1				
0- 0	0- 0	0- 0	NEUTRAL	0- 0	0- 0	0- 0				

RPI S	Opponent	Score	RPI S	Opponent	Score	RPI S	Opponent	Score	RPI S	Opponent	Score	Team's RPI: 277
			35	A Rice	42 76	54	A New Mexico	51 69	114	H UAB	48 74	
						64	H Middle Tenn.	49 79	127	H Western Ky.	61 64	
						70	A Arizona	40 62	129	H Portland St.	61 89	
						75	A Old Dominion	59 78	133	A Charlotte	39 62	
									153	H New Mexico St.	65 69	
									159	A Tulsa	45 66	
									160	N Akron	57 64	
									164	H Abilene Christian	69 70	
									167	H Louisiana Tech	64 74	
									173	H Nicholls St.	56 58	
									177	A North Texas	51 70	
									181	H Arkansas St.	66 67	
									183	H Southern Miss.	63 64	
									194	H Marshall	60 63	
									219	N Western Ill.	84 72	
									264	H CSU Bakersfield	53 47	
									297	A Fla. Atlantic	70 44	
									300	A UTSA	73 60	
									312	A FIU	60 55	
									321	A Weber St.	63 68	
									351	H Alcorn	77 51	
LAST 12 Division I GAMES:												
			183	H Southern Miss.	63 64	133	A Charlotte	39 62				
			167	H Louisiana Tech	64 74	75	A Old Dominion	59 78				
			312	A FIU	60 55	64	H Middle Tenn.	49 79				
			297	A Fla. Atlantic	70 44	114	H UAB	48 74				
			127	H Western Ky.	61 64	35	A Rice	42 76				
			194	H Marshall	60 63	177	A North Texas	51 70				

Non-Div I Games:

UTEP

■ Loss,
 ■ Non-Conf,
 ■ S Site,
 ■ H Home
 ■ A Away
 N Neutral

Average RPI Win: 288	WON-LOST	WINNING	LAST 10	STRENGTH OF	OPP. STRENGTH	TEAM	ADJ.	CONF.	ADJ CONF.
Average RPI Loss: 183	RECORD	PCT. RANK	GAMES	SCHEDULE	OF SCHEDULE	RPI	RPI	RPI	RPI
DIV. I ONLY	12- 11	156	0- 1	312	295	223	223	30	30
DIV. I NON-CONF.	4- 7	228	0- 0	172	160	212	212	30	30
TOTALS	RPI 1-25	RPI 26-50	W-L RECORDS	RPI 51-100	RPI 101-150	RPI 150+			
12- 11	0- 2	0- 1	OVERALL	0- 0	0- 0	12- 8			
6- 4	0- 0	0- 1	HOME	0- 0	0- 0	6- 3			
6- 7	0- 2	0- 0	AWAY	0- 0	0- 0	6- 5			
0- 0	0- 0	0- 0	NEUTRAL	0- 0	0- 0	0- 0			
4- 7	0- 2	0- 1	NON-CONFERENCE	0- 0	0- 0	4- 4			
2- 3	0- 0	0- 1	HOME	0- 0	0- 0	2- 2			
2- 4	0- 2	0- 0	AWAY	0- 0	0- 0	2- 2			
0- 0	0- 0	0- 0	NEUTRAL	0- 0	0- 0	0- 0			
8- 4	0- 0	0- 0	CONFERENCE	0- 0	0- 0	8- 4			
4- 1	0- 0	0- 0	HOME	0- 0	0- 0	4- 1			
4- 3	0- 0	0- 0	AWAY	0- 0	0- 0	4- 3			
0- 0	0- 0	0- 0	NEUTRAL	0- 0	0- 0	0- 0			

RPI 1-25				RPI 26-50				RPI 51-100				RPI 101+ Team's RPI: 223			
RPI	S	Opponent	Score	RPI	S	Opponent	Score	RPI	S	Opponent	Score	RPI	S	Opponent	Score
2	A	Baylor	37 98	29	H	Texas	66 81					153	A	New Mexico St.	63 71
17	A	Texas A&M	61 84									196	H	Prairie View	57 50
												229	A	Massachusetts	70 74
												234	H	Texas Southern	55 69
												244	H	Louisiana	75 60
												249	A	UMKC	75 56
												250	A	A&M-Corpus Christi	70 57
												250	H	A&M-Corpus Christi	49 59
												259	H	California Baptist	60 56
												264	A	CSU Bakersfield	63 68
												264	H	CSU Bakersfield	64 56
												266	A	Utah Valley	57 72
												266	H	Utah Valley	55 57
												287	A	Canisius	57 53
												300	A	UTSA	58 61
												337	A	Grand Canyon	66 50
												337	H	Grand Canyon	49 42
												342	A	Seattle U	74 70
												342	H	Seattle U	69 56
												349	A	Chicago St.	71 55
LAST 12 Division I GAMES:															
266	A	Utah Valley	57 72	153	A	New Mexico St.	63 71								
342	A	Seattle U	74 70	342	H	Seattle U	69 56								
264	H	CSU Bakersfield	64 56	266	H	Utah Valley	55 57								
337	H	Grand Canyon	49 42	337	A	Grand Canyon	66 50								
249	A	UMKC	75 56	264	A	CSU Bakersfield	63 68								
349	A	Chicago St.	71 55	259	H	California Baptist	60 56								

Non-Div I Games: Texas Lutheran 82 38 UNKNOWN 74 43

UTRGV

Loss, Non-Conf, S Site, H Home A Away N Neutral

Average RPI Win: 230	WON-LOST	WINNING	LAST 10	STRENGTH OF	OPP. STRENGTH	TEAM	ADJ.	CONF.	ADJ CONF.
Average RPI Loss: 160	RECORD	PCT. RANK	GAMES	SCHEDULE	OF SCHEDULE	RPI	RPI	RPI	RPI
DIV. I ONLY	5- 18	313	1- 0	176	175	300	300	14	14
DIV. I NON-CONF.	3- 7	256	0- 0	251	247	309	309	17	17
TOTALS	RPI 1-25	RPI 26-50	W-L RECORDS	RPI 51-100	RPI 101-150	RPI 150+			
5- 18	0- 0	0- 2	OVERALL	0- 3	0- 5	5- 8			
4- 9	0- 0	0- 0	HOME	0- 1	0- 3	4- 5			
1- 8	0- 0	0- 2	AWAY	0- 2	0- 2	1- 2			
0- 1	0- 0	0- 0	NEUTRAL	0- 0	0- 0	0- 1			
3- 7	0- 0	0- 1	NON-CONFERENCE	0- 1	0- 2	3- 3			
3- 3	0- 0	0- 0	HOME	0- 0	0- 1	3- 2			
0- 3	0- 0	0- 1	AWAY	0- 1	0- 1	0- 0			
0- 1	0- 0	0- 0	NEUTRAL	0- 0	0- 0	0- 1			
2- 11	0- 0	0- 1	CONFERENCE	0- 2	0- 3	2- 5			
1- 6	0- 0	0- 0	HOME	0- 1	0- 2	1- 3			
1- 5	0- 0	0- 1	AWAY	0- 1	0- 1	1- 2			
0- 0	0- 0	0- 0	NEUTRAL	0- 0	0- 0	0- 0			

RPI 1-25				RPI 26-50				RPI 51-100				RPI 101+				Team's RPI: 300
RPI	S	Opponent	Score	RPI	S	Opponent	Score	RPI	S	Opponent	Score	RPI	S	Opponent	Score	
				29	A	Texas	54 98	64	H	Middle Tenn.	52 72	114	H	UAB	42 59	
				35	A	Rice	54 85	75	A	Old Dominion	47 72	125	H	IUPUI	50 58	
								94	A	UT Arlington	48 53	127	H	Western Ky.	62 81	
												131	A	Seton Hall	53 84	
												133	A	Charlotte	54 66	
												167	H	Louisiana Tech	70 68	
												172	H	Texas St.	60 68	
												177	A	North Texas	57 54	
												183	H	Southern Miss.	45 70	
												194	H	Marshall	72 79	
												202	H	Utah St.	56 62	
												223	H	UTRGV	61 58	
												261	H	San Diego	87 77	
												277	H	UTEP	60 73	
												297	A	Fla. Atlantic	70 86	
												312	A	FIU	40 51	
												318	N	UMBC	58 72	
												321	H	Weber St.	66 59	
LAST 12 Division I GAMES:																
				167	H	Louisiana Tech	70 68	75	A	Old Dominion	47 72					
				183	H	Southern Miss.	45 70	133	A	Charlotte	54 66					
				297	A	Fla. Atlantic	70 86	114	H	UAB	42 59					
				312	A	FIU	40 51	64	H	Middle Tenn.	52 72					
				194	H	Marshall	72 79	177	A	North Texas	57 54					
				127	H	Western Ky.	62 81	35	A	Rice	54 85					

Non-Div I Games: Concordia (TX) 78 51 Tex. A&M-Kingsville 86 55

UTSA

Loss, Non-Conf, S Site, H Home A Away N Neutral

Average RPI Win:	168	WON-LOST	WINNING	LAST 10	STRENGTH OF	OPP. STRENGTH	TEAM	ADJ.	CONF.	ADJ CONF.
Average RPI Loss:	31	RECORD	PCT. RANK	GAMES	SCHEDULE	OF SCHEDULE	RPI	RPI	RPI	RPI
DIV. I ONLY	19- 7	56	1- 0	132	29	61	61	2	2	
DIV. I NON-CONF.	11- 0	1	1- 0	315	137	61	61	2	2	
TOTALS	RPI 1-25	RPI 26-50	W-L RECORDS	RPI 51-100	RPI 101-150	RPI 150+				
19- 7	1- 4	2- 1	OVERALL	2- 2	4- 0	10- 0				
12- 3	1- 1	2- 1	HOME	2- 1	2- 0	5- 0				
5- 4	0- 3	0- 0	AWAY	0- 1	2- 0	3- 0				
2- 0	0- 0	0- 0	NEUTRAL	0- 0	0- 0	2- 0				
11- 0	0- 0	1- 0	NON-CONFERENCE	1- 0	1- 0	8- 0				
7- 0	0- 0	1- 0	HOME	1- 0	1- 0	4- 0				
2- 0	0- 0	0- 0	AWAY	0- 0	0- 0	2- 0				
2- 0	0- 0	0- 0	NEUTRAL	0- 0	0- 0	2- 0				
8- 7	1- 4	1- 1	CONFERENCE	1- 2	3- 0	2- 0				
5- 3	1- 1	1- 1	HOME	1- 1	1- 0	1- 0				
3- 4	0- 3	0- 0	AWAY	0- 1	2- 0	1- 0				
0- 0	0- 0	0- 0	NEUTRAL	0- 0	0- 0	0- 0				

RPI S	Opponent	Score	RPI S	Opponent	Score	RPI S	Opponent	Score	RPI S	Opponent	Score
4	H Stanford	75 68	26	H BYU	78 67	55	H Southern California	80 84	134	H Alabama	72 62
6	A Oregon	65 87	31	H UCLA	90 100	70	A Arizona	55 66	137	A Washington St.	72 68
16	A Arizona St.	58 60	38	H California	87 74	70	H Arizona	80 64	144	A Colorado	76 61
16	H Arizona St.	63 65				84	H Idaho St.	74 60	144	H Colorado	78 59
22	A Oregon St.	63 71							162	A Washington	58 43
									162	H Washington	88 56
									187	A Eastern Wash.	95 51
									218	N Florida	74 58
									237	A Nevada	74 52
									245	N Hawaii	73 48
									266	H Utah Valley	85 47
									274	H Long Beach St.	82 59
									321	H Weber St.	77 56
									342	H Seattle U	89 62
LAST 12 Division I GAMES:											
245	N Hawaii	73 48	22	A Oregon St.	63 71						
162	H Washington	88 56	6	A Oregon	65 87						
16	A Arizona St.	58 60	4	H Stanford	75 68						
70	A Arizona	55 66	38	H California	87 74						
31	H UCLA	90 100	144	H Colorado	78 59						
55	H Southern California	80 84	162	A Washington	58 43						

Non-Div I Games:

Utah

Average RPI Win:	231	WON-LOST	WINNING	LAST 10	STRENGTH OF	OPP. STRENGTH	TEAM	ADJ.	CONF.	ADJ CONF.
Average RPI Loss:	125	RECORD	PCT. RANK	GAMES	SCHEDULE	OF SCHEDULE	RPI	RPI	RPI	RPI
DIV. I ONLY	10- 14	221	0- 1	194	100	202	202	15	15	
DIV. I NON-CONF.	4- 6	212	0- 0	184	33	197	197	13	13	
TOTALS	RPI 1-25	RPI 26-50	W-L RECORDS	RPI 51-100	RPI 101-150	RPI 150+				
10- 14	0- 1	1- 2	OVERALL	0- 5	1- 1	8- 5				
5- 6	0- 1	1- 1	HOME	0- 2	0- 0	4- 2				
5- 6	0- 0	0- 1	AWAY	0- 2	1- 0	4- 3				
0- 2	0- 0	0- 0	NEUTRAL	0- 1	0- 1	0- 0				
4- 6	0- 1	0- 1	NON-CONFERENCE	0- 1	1- 1	3- 2				
1- 3	0- 1	0- 1	HOME	0- 0	0- 0	1- 1				
3- 1	0- 0	0- 0	AWAY	0- 0	1- 0	2- 1				
0- 2	0- 0	0- 0	NEUTRAL	0- 1	0- 1	0- 0				
6- 8	0- 0	1- 1	CONFERENCE	0- 4	0- 0	5- 3				
4- 3	0- 0	1- 0	HOME	0- 2	0- 0	3- 1				
2- 5	0- 0	0- 1	AWAY	0- 2	0- 0	2- 2				
0- 0	0- 0	0- 0	NEUTRAL	0- 0	0- 0	0- 0				

RPI 1-25				RPI 26-50				RPI 51-100				RPI 101+ Team's RPI: 202			
RPI	S	Opponent	Score	RPI	S	Opponent	Score	RPI	S	Opponent	Score	RPI	S	Opponent	Score
6	H	Oregon	58 88	26	H	BYU	57 62	54	A	New Mexico	56 74	137	A	Washington St.	72 61
				45	A	Wyoming	35 53	54	H	New Mexico	64 68	144	N	Colorado	68 78
				45	H	Wyoming	50 42	55	N	Southern California	46 55	170	A	Portland	54 61
								92	A	Fresno St.	59 70	177	A	North Texas	57 41
								92	H	Fresno St.	53 64	208	H	San Diego St.	54 56
												217	A	UNLV	56 77
												237	H	Nevada	79 76
												266	H	Utah Valley	67 62
												274	H	Long Beach St.	48 50
												279	A	Colorado St.	72 53
												283	A	Air Force	48 44
												283	H	Air Force	64 55
												300	A	UTSA	62 56
												306	A	San Jose St.	59 68
												306	H	San Jose St.	82 49
LAST 12 Division I GAMES:															
				54	A	New Mexico	56 74	306	A	San Jose St.	59 68				
				283	H	Air Force	64 55	54	H	New Mexico	64 68				
				45	A	Wyoming	35 53	279	A	Colorado St.	72 53				
				208	H	San Diego St.	54 56	306	H	San Jose St.	82 49				
				92	H	Fresno St.	53 64	45	H	Wyoming	50 42				
				217	A	UNLV	56 77	92	A	Fresno St.	59 70				

Non-Div I Games: Northern N.M. 106 35

Utah St.

■ Loss,
 ■ Non-Conf, S Site,
 ■ Home
 ■ Away
 N Neutral

Utah Valley

Through Games Of Feb. 22, 2019

Average RPI Win:	292	WON-LOST	WINNING	LAST 10	STRENGTH OF	OPP. STRENGTH	TEAM	ADJ.	CONF.	ADJ CONF.
Average RPI Loss:	173	RECORD	PCT. RANK	GAMES	SCHEDULE	OF SCHEDULE	RPI	RPI	RPI	RPI
DIV. I ONLY	11- 11	167	1- 0	323	300	266	266	30	30	
DIV. I NON-CONF.	3- 7	256	0- 0	263	187	295	295	30	30	
TOTALS	RPI 1-25	RPI 26-50	W-L RECORDS	RPI 51-100	RPI 101-150	RPI 150+				
11- 11	0- 0	0- 1	OVERALL	0- 2	0- 0	11- 8				
8- 4	0- 0	0- 1	HOME	0- 0	0- 0	8- 3				
3- 7	0- 0	0- 0	AWAY	0- 2	0- 0	3- 5				
0- 0	0- 0	0- 0	NEUTRAL	0- 0	0- 0	0- 0				
3- 7	0- 0	0- 1	NON-CONFERENCE	0- 2	0- 0	3- 4				
3- 2	0- 0	0- 1	HOME	0- 0	0- 0	3- 1				
0- 5	0- 0	0- 0	AWAY	0- 2	0- 0	0- 3				
0- 0	0- 0	0- 0	NEUTRAL	0- 0	0- 0	0- 0				
8- 4	0- 0	0- 0	CONFERENCE	0- 0	0- 0	8- 4				
5- 2	0- 0	0- 0	HOME	0- 0	0- 0	5- 2				
3- 2	0- 0	0- 0	AWAY	0- 0	0- 0	3- 2				
0- 0	0- 0	0- 0	NEUTRAL	0- 0	0- 0	0- 0				

RPI 1-25				RPI 26-50				RPI 51-100				RPI 101+				Team's RPI: 266	
RPI	S	Opponent	Score	RPI	S	Opponent	Score	RPI	S	Opponent	Score	RPI	S	Opponent	Score		
				26	H	BYU	51 77	61	A	Utah	47 85	153	A	New Mexico St.	52 58		
								84	A	Idaho St.	68 80	153	H	New Mexico St.	63 72		
												163	H	UC Riverside	56 53		
												170	H	Portland	60 65		
												202	A	Utah St.	62 67		
												223	A	UTRGV	57 55		
												223	H	UTRGV	72 57		
												249	H	UMKC	64 68		
												254	A	Cal St. Fullerton	55 56		
												259	A	California Baptist	54 83		
												264	H	CSU Bakersfield	78 70		
												288	A	Southern Utah	59 60		
												294	H	UC Santa Barbara	63 54		
												321	H	Weber St.	65 59		
												337	H	Grand Canyon	57 46		
												342	A	Seattle U	58 55		
												342	H	Seattle U	63 56		
												349	A	Chicago St.	70 65		
												349	H	Chicago St.	76 61		
LAST 12 Division I GAMES:																	
				349	A	Chicago St.	70 65	249	H	UMKC	64 68						
				223	H	UTRGV	72 57	153	A	New Mexico St.	52 58						
				153	H	New Mexico St.	63 72	223	A	UTRGV	57 55						
				342	H	Seattle U	63 56	342	A	Seattle U	58 55						
				259	A	California Baptist	54 83	264	H	CSU Bakersfield	78 70						
				349	H	Chicago St.	76 61	337	H	Grand Canyon	57 46						

Non-Div I Games: Ottawa (AZ) 90 61 La Verne 86 79 Arizona Christian 76 68

Utah Valley

Loss, Non-Conf, S Site, H Home A Away N Neutral

Average RPI Win:	217	WON-LOST	WINNING	LAST 10	STRENGTH OF	OPP. STRENGTH	TEAM	ADJ.	CONF.	ADJ CONF.
Average RPI Loss:	101	RECORD	PCT. RANK	GAMES	SCHEDULE	OF SCHEDULE	RPI	RPI	RPI	RPI
DIV. I ONLY	20- 6	36	1- 0	264	134	98	98	17	17	
DIV. I NON-CONF.	8- 5	119	0- 0	198	119	118	118	16	16	
TOTALS	RPI 1-25	RPI 26-50	W-L RECORDS	RPI 51-100	RPI 101-150	RPI 150+				
20- 6	0- 0	0- 1	OVERALL	1- 3	4- 1	15- 1				
11- 1	0- 0	0- 0	HOME	0- 1	3- 0	8- 0				
8- 4	0- 0	0- 1	AWAY	1- 2	1- 0	6- 1				
1- 1	0- 0	0- 0	NEUTRAL	0- 0	0- 1	1- 0				
8- 5	0- 0	0- 1	NON-CONFERENCE	1- 3	2- 1	5- 0				
4- 1	0- 0	0- 0	HOME	0- 1	2- 0	2- 0				
3- 3	0- 0	0- 1	AWAY	1- 2	0- 0	2- 0				
1- 1	0- 0	0- 0	NEUTRAL	0- 0	0- 1	1- 0				
12- 1	0- 0	0- 0	CONFERENCE	0- 0	2- 0	10- 1				
7- 0	0- 0	0- 0	HOME	0- 0	1- 0	6- 0				
5- 1	0- 0	0- 0	AWAY	0- 0	1- 0	4- 1				
0- 0	0- 0	0- 0	NEUTRAL	0- 0	0- 0	0- 0				

RPI 1-25				RPI 26-50				RPI 51-100				Team's RPI: 98		RPI 101+			
RPI	S	Opponent	Score	RPI	S	Opponent	Score	RPI	S	Opponent	Score			RPI	S	Opponent	Score
				28	A	North Carolina	47 59	75	A	Old Dominion	57 60			113	H	Dayton	64 62
								88	A	Cincinnati	54 66			115	H	Wake Forest	53 40
								95	H	Radford	49 54			119	A	Fordham	47 44
								96	A	Georgetown	47 45			121	H	UNCW	58 47
														125	N	IUPUI	61 63
														171	A	William & Mary	72 55
														185	H	Saint Louis	57 47
														192	A	George Washington	48 57
														195	A	N.C. A&T	54 48
														211	A	George Mason	62 38
														229	H	Massachusetts	52 48
														230	A	St. Bonaventure	59 50
														242	A	Saint Joseph's	65 47
														242	H	Saint Joseph's	59 40
														253	H	Rhode Island	74 39
														265	A	Richmond	68 43
														265	H	Richmond	58 37
														291	H	La Salle	68 38
														321	N	Weber St.	64 36
														336	H	Longwood	84 55
														343	H	Delaware St.	97 55
LAST 12 Division I GAMES:																	
				211	A	George Mason	62 38	185	H	Saint Louis	57 47						
				113	H	Dayton	64 62	192	A	George Washington	48 57						
				265	H	Richmond	58 37	253	H	Rhode Island	74 39						
				230	A	St. Bonaventure	59 50	119	A	Fordham	47 44						
				242	A	Saint Joseph's	65 47	265	A	Richmond	68 43						
				229	H	Massachusetts	52 48	291	H	La Salle	68 38						

Non-Div I Games:

VCU

■ Loss,
 ■ Non-Conf, S Site,
 ■ Home
 ■ Away
 N Neutral

Valparaiso

Through Games Of Feb. 22, 2019

Average RPI Win:	285	WON-LOST	WINNING	LAST 10	STRENGTH OF	OPP. STRENGTH	TEAM	ADJ.	CONF.	ADJ CONF.
Average RPI Loss:	159	RECORD	PCT. RANK	GAMES	SCHEDULE	OF SCHEDULE	RPI	RPI	RPI	RPI
DIV. I ONLY	6- 20	305	0- 1	277	190	310	310	13	13	
DIV. I NON-CONF.	4- 8	241	0- 0	335	310	328	328	15	15	
TOTALS	RPI 1-25	RPI 26-50	W-L RECORDS	RPI 51-100	RPI 101-150	RPI 150+				
6- 20	0- 2	0- 1	OVERALL	0- 5	1- 2	5- 10				
3- 10	0- 1	0- 1	HOME	0- 3	1- 0	2- 5				
2- 10	0- 1	0- 0	AWAY	0- 2	0- 2	2- 5				
1- 0	0- 0	0- 0	NEUTRAL	0- 0	0- 0	1- 0				
4- 8	0- 0	0- 1	NON-CONFERENCE	0- 1	0- 1	4- 5				
1- 5	0- 0	0- 1	HOME	0- 1	0- 0	1- 3				
2- 3	0- 0	0- 0	AWAY	0- 0	0- 1	2- 2				
1- 0	0- 0	0- 0	NEUTRAL	0- 0	0- 0	1- 0				
2- 12	0- 2	0- 0	CONFERENCE	0- 4	1- 1	1- 5				
2- 5	0- 1	0- 0	HOME	0- 2	1- 0	1- 2				
0- 7	0- 1	0- 0	AWAY	0- 2	0- 1	0- 3				
0- 0	0- 0	0- 0	NEUTRAL	0- 0	0- 0	0- 0				

RPI 1-25				RPI 26-50				RPI 51-100				RPI 101+ Team's RPI: 310			
RPI	S	Opponent	Score	RPI	S	Opponent	Score	RPI	S	Opponent	Score	RPI	S	Opponent	Score
23	A	Drake	53 84	43	H	Miami (OH)	47 68	69	A	Missouri St.	63 108	142	A	Morehead St.	62 68
23	H	Drake	62 88					69	H	Missouri St.	58 77	146	A	Southern Ill.	65 87
								80	A	UNI	52 71	149	H	Bradley	76 73
								80	H	UNI	56 64	155	H	Illinois St.	67 70
								81	H	Toledo	59 65	189	A	Indiana St.	59 67
												189	H	Indiana St.	82 86
												196	A	Illinois	54 73
												221	H	Bowling Green	72 79
												241	A	Loyola Chicago	54 80
												243	H	North Dakota	56 62
												263	N	St. Francis Brooklyn	78 76
												285	H	Eastern Ill.	62 60
												320	H	North Dakota St.	48 51
												332	A	Evansville	65 77
												332	H	Evansville	93 49
												333	A	Purdue Fort Wayne	68 64
												339	A	UIC	65 75
												349	A	Chicago St.	76 70
LAST 12 Division I GAMES:															
69	H	Missouri St.	58 77	149	H	Bradley	76 73								
189	A	Indiana St.	59 67	69	A	Missouri St.	63 108								
332	A	Evansville	65 77	146	A	Southern Ill.	65 87								
80	H	UNI	56 64	332	H	Evansville	93 49								
23	H	Drake	62 88	189	H	Indiana St.	82 86								
155	H	Illinois St.	67 70	23	A	Drake	53 84								

Non-Div I Games:

Valparaiso

■ Loss,
■ Non-Conf,
■ S Site,
■ H Home
■ A Away
N Neutral

Vanderbilt

Through Games Of Feb. 22, 2019

Average RPI Win:	262	WON-LOST	WINNING	LAST 10	STRENGTH OF	OPP. STRENGTH	TEAM	ADJ.	CONF.	ADJ CONF.
Average RPI Loss:	62	RECORD	PCT. RANK	GAMES	SCHEDULE	OF SCHEDULE	RPI	RPI	RPI	RPI
DIV. I ONLY	6- 20	305	0- 1	39	43	201	201	5	5	
DIV. I NON-CONF.	5- 8	224	0- 0	85	64	184	184	5	5	
TOTALS	RPI 1-25	RPI 26-50	W-L RECORDS	RPI 51-100	RPI 101-150	RPI 150+				
6- 20	0- 8	0- 3	OVERALL	0- 4	0- 3	6- 2				
5- 8	0- 2	0- 1	HOME	0- 2	0- 2	5- 1				
1- 9	0- 4	0- 2	AWAY	0- 2	0- 0	1- 1				
0- 3	0- 2	0- 0	NEUTRAL	0- 0	0- 1	0- 0				
5- 8	0- 4	0- 1	NON-CONFERENCE	0- 1	0- 1	5- 1				
4- 2	0- 1	0- 0	HOME	0- 0	0- 0	4- 1				
1- 3	0- 1	0- 1	AWAY	0- 1	0- 0	1- 0				
0- 3	0- 2	0- 0	NEUTRAL	0- 0	0- 1	0- 0				
1- 12	0- 4	0- 2	CONFERENCE	0- 3	0- 2	1- 1				
1- 6	0- 1	0- 1	HOME	0- 2	0- 2	1- 0				
0- 6	0- 3	0- 1	AWAY	0- 1	0- 0	0- 1				
0- 0	0- 0	0- 0	NEUTRAL	0- 0	0- 0	0- 0				

RPI S	Opponent	Score	RPI S	Opponent	Score	RPI S	Opponent	Score	RPI S	Opponent	Score	Team's RPI: 201
5 N	UConn	42 80	27 A	Missouri	46 69	53 H	Auburn	70 72	103 H	Georgia	64 71	
10 A	NC State	54 74	41 H	Tennessee	65 82	64 A	Middle Tenn.	58 65	111 N	Creighton	55 75	
17 A	Texas A&M	53 69	42 A	Kansas St.	61 72	66 H	LSU	68 79	134 H	Alabama	65 84	
17 H	Texas A&M	43 50				89 A	Arkansas	62 83	180 H	North Ala.	71 74	
18 N	Miami (FL)	65 90							200 A	Ole Miss	60 65	
19 A	Kentucky	55 77							200 H	Ole Miss	80 68	
20 A	South Carolina	69 80							207 A	Ball St.	60 43	
24 H	Central Mich.	57 66							252 H	Austin Peay	99 70	
									284 H	Samford	77 52	
									299 H	Tennessee St.	89 63	
									331 H	Presbyterian	78 43	
LAST 12 Division I GAMES:												
134 H	Alabama	65 84	20 A	South Carolina	69 80							
66 H	LSU	68 79	200 H	Ole Miss	80 68							
200 A	Ole Miss	60 65	53 H	Auburn	70 72							
27 A	Missouri	46 69	89 A	Arkansas	62 83							
41 H	Tennessee	65 82	17 H	Texas A&M	43 50							
17 A	Texas A&M	53 69	103 H	Georgia	64 71							

Non-Div I Games:

Vanderbilt

Loss, Non-Conf, S Site, H Home A Away N Neutral

Average RPI Win:	289	WON-LOST	WINNING	LAST 10	STRENGTH OF	OPP. STRENGTH	TEAM	ADJ.	CONF.	ADJ CONF.
Average RPI Loss:	164	RECORD	PCT. RANK	GAMES	SCHEDULE	OF SCHEDULE	RPI	RPI	RPI	RPI
DIV. I ONLY	10- 15	235	0- 1	269	277	276	276	23	23	
DIV. I NON-CONF.	3- 8	267	0- 1	229	286	296	296	25	25	
TOTALS	RPI 1-25	RPI 26-50	W-L RECORDS	RPI 51-100	RPI 101-150	RPI 150+				
10- 15	0- 0	0- 0	OVERALL	0- 3	0- 5	10- 7				
6- 8	0- 0	0- 0	HOME	0- 2	0- 2	6- 4				
4- 7	0- 0	0- 0	AWAY	0- 1	0- 3	4- 3				
0- 0	0- 0	0- 0	NEUTRAL	0- 0	0- 0	0- 0				
3- 8	0- 0	0- 0	NON-CONFERENCE	0- 1	0- 3	3- 4				
2- 5	0- 0	0- 0	HOME	0- 1	0- 1	2- 3				
1- 3	0- 0	0- 0	AWAY	0- 0	0- 2	1- 1				
0- 0	0- 0	0- 0	NEUTRAL	0- 0	0- 0	0- 0				
7- 7	0- 0	0- 0	CONFERENCE	0- 2	0- 2	7- 3				
4- 3	0- 0	0- 0	HOME	0- 1	0- 1	4- 1				
3- 4	0- 0	0- 0	AWAY	0- 1	0- 1	3- 2				
0- 0	0- 0	0- 0	NEUTRAL	0- 0	0- 0	0- 0				

RPI 1-25			RPI 26-50			RPI 51-100				RPI 101+ Team's RPI: 276					
RPI	S	Opponent	Score	RPI	S	Opponent	Score	RPI	S	Opponent	Score	RPI	S	Opponent	Score
								62	H	Drexel	44 60	109	H	Yale	55 58
								71	A	Maine	45 66	112	A	Hartford	32 61
								71	H	Maine	51 63	112	H	Hartford	48 76
												130	A	South Fla.	55 102
												132	A	Kansas	36 77
												154	H	Stony Brook	61 67
												186	H	Rider	54 49
												199	H	Dartmouth	42 66
												203	H	Holy Cross	40 65
												231	A	Albany (NY)	40 65
												231	H	Albany (NY)	52 39
												253	H	Rhode Island	58 61
												262	A	Binghamton	58 57
												287	A	Canisius	46 67
												303	H	Wagner	56 54
												309	A	New Hampshire	51 50
												309	H	New Hampshire	69 60
												318	A	UMBC	58 44
												318	H	UMBC	58 50
												323	A	NJIT	71 63
												328	A	UMass Lowell	51 54
												328	H	UMass Lowell	52 42
LAST 12 Division I GAMES:															
				62	H	Drexel	44 60			328	H	UMass Lowell	52 42		
				318	H	UMBC	58 50			154	H	Stony Brook	61 67		
				112	H	Hartford	48 76			318	A	UMBC	58 44		
				309	A	New Hampshire	51 50			262	A	Binghamton	58 57		
				231	A	Albany (NY)	40 65			309	H	New Hampshire	69 60		
				71	A	Maine	45 66			112	A	Hartford	32 61		

Non-Div I Games: Norwich 78 28

Vermont

■ Loss,
■ Non-Conf,
■ S Site,
■ H Home
■ A Away
N Neutral

Average RPI Win: 139		WON-LOST	WINNING	LAST 10	STRENGTH OF	OPP. STRENGTH	TEAM	ADJ.	CONF.	ADJ CONF.
Average RPI Loss: 50		RECORD	PCT. RANK	GAMES	SCHEDULE	OF SCHEDULE	RPI	RPI	RPI	RPI
DIV. I ONLY		16- 10	110	0- 1	41	35	56	56	6	6
DIV. I NON-CONF.		9- 2	43	0- 0	75	52	21	21	4	4
<hr/>										
TOTALS	RPI 1-25		RPI 26-50		W-L RECORDS	RPI 51-100	RPI 101-150		RPI 150+	
16- 10	0- 3		0- 3		OVERALL	5- 4	6- 0		5- 0	
9- 4	0- 1		0- 2		HOME	3- 1	3- 0		3- 0	
7- 5	0- 2		0- 1		AWAY	2- 2	3- 0		2- 0	
0- 1	0- 0		0- 0		NEUTRAL	0- 1	0- 0		0- 0	
9- 2	0- 1		0- 0		NON-CONFERENCE	2- 1	3- 0		4- 0	
5- 0	0- 0		0- 0		HOME	1- 0	2- 0		2- 0	
4- 1	0- 1		0- 0		AWAY	1- 0	1- 0		2- 0	
0- 1	0- 0		0- 0		NEUTRAL	0- 1	0- 0		0- 0	
7- 8	0- 2		0- 3		CONFERENCE	3- 3	3- 0		1- 0	
4- 4	0- 1		0- 2		HOME	2- 1	1- 0		1- 0	
3- 4	0- 1		0- 1		AWAY	1- 2	2- 0		0- 0	
0- 0	0- 0		0- 0		NEUTRAL	0- 0	0- 0		0- 0	

RPI	S	Opponent	Score	RPI	S	Opponent	Score	RPI	S	Opponent	Score	RPI	S	Opponent	Score
11	A	Marquette	55 93	30	A	DePaul	70 93	59	N	Virginia Tech	59 61	103	H	Georgia	62 56
11	H	Marquette	55 91	30	H	DePaul	59 66	65	A	Penn	58 50	111	A	Creighton	54 52
15	A	UCF	56 71	50	H	Butler	55 63	77	H	Princeton	67 46	111	H	Creighton	67 62
								93	A	St. John's (NY)	73 57	112	H	Hartford	59 41
								93	H	St. John's (NY)	62 66	131	A	Seton Hall	70 66
								96	A	Georgetown	63 68	139	A	Lehigh	70 48
								96	H	Georgetown	91 43	165	H	Temple	76 68
								100	A	Providence	61 67	191	H	Xavier	75 71
								100	H	Providence	53 33	192	A	George Washington	60 45
												242	A	Saint Joseph's	47 35
												291	H	La Salle	81 68
LAST 12 Division I GAMES:															
93	H	St. John's (NY)	62 66	93	A	St. John's (NY)	73 57								
96	H	Georgetown	91 43	131	A	Seton Hall	70 66								
11	A	Marquette	55 93	96	A	Georgetown	63 68								
30	A	DePaul	70 93	65	A	Penn	58 50								
111	H	Creighton	67 62	30	H	DePaul	59 66								
100	H	Providence	53 33	11	H	Marquette	55 91								

Non-Div I Games:

Villanova

■ Loss,
■ Non-Conf,
■ S Site,
■ H Home
■ A Away
N Neutral

Average RPI Win:	134	WON-LOST	WINNING	LAST 10	STRENGTH OF	OPP. STRENGTH	TEAM	ADJ.	CONF.	ADJ CONF.
Average RPI Loss:	48	RECORD	PCT. RANK	GAMES	SCHEDULE	OF SCHEDULE	RPI	RPI	RPI	RPI
DIV. I ONLY	10- 16	239	0- 1	5	16	105	105	1	1	
DIV. I NON-CONF.	6- 7	172	0- 0	25	60	110	110	1	1	
TOTALS	RPI 1-25	RPI 26-50	W-L RECORDS	RPI 51-100	RPI 101-150	RPI 150+				
10- 16	0- 9	0- 3	OVERALL	4- 1	4- 2	2- 1				
7- 8	0- 5	0- 0	HOME	3- 1	2- 1	2- 1				
2- 7	0- 4	0- 3	AWAY	1- 0	1- 0	0- 0				
1- 1	0- 0	0- 0	NEUTRAL	0- 0	1- 1	0- 0				
6- 7	0- 3	0- 1	NON-CONFERENCE	2- 1	2- 1	2- 1				
4- 4	0- 2	0- 0	HOME	1- 1	1- 0	2- 1				
1- 2	0- 1	0- 1	AWAY	1- 0	0- 0	0- 0				
1- 1	0- 0	0- 0	NEUTRAL	0- 0	1- 1	0- 0				
4- 9	0- 6	0- 2	CONFERENCE	2- 0	2- 1	0- 0				
3- 4	0- 3	0- 0	HOME	2- 0	1- 1	0- 0				
1- 5	0- 3	0- 2	AWAY	0- 0	1- 0	0- 0				
0- 0	0- 0	0- 0	NEUTRAL	0- 0	0- 0	0- 0				

RPI 1-25				RPI 26-50				RPI 51-100				RPI 101+ Team's RPI: 105			
RPI	S	Opponent	Score	RPI	S	Opponent	Score	RPI	S	Opponent	Score	RPI	S	Opponent	Score
3	A	Louisville	43 91	28	A	North Carolina	53 70	59	H	Virginia Tech	62 58	115	H	Wake Forest	42 52
3	H	Louisville	49 71	48	A	Michigan St.	66 91	75	A	Old Dominion	73 67	120	H	Boston College	79 77
7	H	Mississippi St.	44 72	49	A	Clemson	65 71	85	H	American	57 54	124	A	Pittsburgh	74 57
10	H	NC State	38 66					90	H	Duke	53 47	130	N	South Fla.	74 67
12	A	Syracuse	68 72					95	H	Radford	44 57	133	H	Charlotte	65 61
18	A	Miami (FL)	59 72									134	N	Alabama	52 64
19	A	Kentucky	51 63									185	H	Saint Louis	65 67
21	H	Florida St.	61 63									195	H	N.C. A&T	67 57
24	H	Central Mich.	61 74									330	H	Coppin St.	55 41
LAST 12 Division I GAMES:															
3	H	Louisville	49 71	115	H	Wake Forest	42 52								
28	A	North Carolina	53 70	124	A	Pittsburgh	74 57								
90	H	Duke	53 47	3	A	Louisville	43 91								
120	H	Boston College	79 77	10	H	NC State	38 66								
18	A	Miami (FL)	59 72	59	H	Virginia Tech	62 58								
12	A	Syracuse	68 72	49	A	Clemson	65 71								

Non-Div I Games:

Virginia

■ Loss,
■ Non-Conf,
■ S Site,
■ H Home
■ A Away
N Neutral

Virginia Tech

Through Games Of Feb. 22, 2019

Average RPI Win:	163	WON-LOST	WINNING	LAST 10	STRENGTH OF	OPP. STRENGTH	TEAM	ADJ.	CONF.	ADJ CONF.
Average RPI Loss:	26	RECORD	PCT. RANK	GAMES	SCHEDULE	OF SCHEDULE	RPI	RPI	RPI	RPI
DIV. I ONLY	17- 9	87	1- 0	55	26	59	59	1	1	
DIV. I NON-CONF.	13- 0	1	0- 0	252	140	33	33	1	1	
TOTALS	RPI 1-25	RPI 26-50	W-L RECORDS	RPI 51-100	RPI 101-150	RPI 150+				
17- 9	2- 6	0- 2	OVERALL	4- 0	3- 1	8- 0				
9- 5	2- 4	0- 1	HOME	1- 0	0- 0	6- 0				
4- 4	0- 2	0- 1	AWAY	1- 0	2- 1	1- 0				
4- 0	0- 0	0- 0	NEUTRAL	2- 0	1- 0	1- 0				
13- 0	1- 0	0- 0	NON-CONFERENCE	3- 0	1- 0	8- 0				
8- 0	1- 0	0- 0	HOME	1- 0	0- 0	6- 0				
1- 0	0- 0	0- 0	AWAY	0- 0	0- 0	1- 0				
4- 0	0- 0	0- 0	NEUTRAL	2- 0	1- 0	1- 0				
4- 9	1- 6	0- 2	CONFERENCE	1- 0	2- 1	0- 0				
1- 5	1- 4	0- 1	HOME	0- 0	0- 0	0- 0				
3- 4	0- 2	0- 1	AWAY	1- 0	2- 1	0- 0				
0- 0	0- 0	0- 0	NEUTRAL	0- 0	0- 0	0- 0				

RPI 1-25				RPI 26-50				RPI 51-100				Team's RPI: 59				RPI 101+			
RPI	S	Opponent	Score	RPI	S	Opponent	Score	RPI	S	Opponent	Score	RPI	S	Opponent	Score	RPI	S	Opponent	Score
1	H	Notre Dame	51 80	28	H	North Carolina	69 81	56	N	Villanova	61 59	105	A	Virginia	58 62				
3	H	Louisville	63 72	33	A	Georgia Tech	68 76	78	N	Ohio St.	81 73	113	N	Dayton	69 57				
10	A	NC State	61 70					90	A	Duke	64 57	120	A	Boston College	95 86				
12	H	Syracuse	73 75					95	H	Radford	55 44	124	A	Pittsburgh	74 58				
18	A	Miami (FL)	61 68									158	H	Chattanooga	74 59				
18	H	Miami (FL)	73 65									214	A	Liberty	72 61				
21	H	Florida St.	54 56									222	H	Monmouth	82 49				
25	H	Rutgers	67 51									240	H	Mt. St. Mary's	83 51				
												265	N	Richmond	85 57				
												280	H	Ga. Southern	78 49				
												336	H	Longwood	93 39				
												344	H	USC Upstate	96 45				
LAST 12 Division I GAMES:																			
18	H	Miami (FL)	73 65	21	H	Florida St.	54 56												
33	A	Georgia Tech	68 76	28	H	North Carolina	69 81												
90	A	Duke	64 57	10	A	NC State	61 70												
3	H	Louisville	63 72	1	H	Notre Dame	51 80												
120	A	Boston College	95 86	105	A	Virginia	58 62												
124	A	Pittsburgh	74 58	12	H	Syracuse	73 75												

Non-Div I Games:

Virginia Tech

■ Loss,
 ■ Non-Conf, S Site,
 ■ Home
 ■ Away
 N Neutral

W
a
g
n
e
rW
a
g
n
e
rW
a
g
n
e
r

Non-Div I Games:	Staten Island	86	59
------------------	---------------	----	----

Page 332

Wake Forest

Through Games Of Feb. 22, 2019

Average RPI Win:	167	WON-LOST	WINNING	LAST 10	STRENGTH OF	OPP. STRENGTH	TEAM	ADJ.	CONF.	ADJ CONF.
Average RPI Loss:	59	RECORD	PCT. RANK	GAMES	SCHEDULE	OF SCHEDULE	RPI	RPI	RPI	RPI
DIV. I ONLY	10- 16	239	0- 1	6	63	115	115	1	1	
DIV. I NON-CONF.	9- 4	85	0- 0	52	293	79	79	1	1	
TOTALS	RPI 1-25	RPI 26-50	W-L RECORDS	RPI 51-100	RPI 101-150	RPI 150+				
10- 16	0- 7	1- 4	OVERALL	1- 2	3- 1	5- 2				
7- 8	0- 3	1- 3	HOME	1- 0	1- 1	4- 1				
2- 8	0- 4	0- 1	AWAY	0- 2	2- 0	0- 1				
1- 0	0- 0	0- 0	NEUTRAL	0- 0	0- 0	1- 0				
9- 4	0- 0	1- 1	NON-CONFERENCE	1- 1	2- 0	5- 2				
7- 2	0- 0	1- 1	HOME	1- 0	1- 0	4- 1				
1- 2	0- 0	0- 0	AWAY	0- 1	1- 0	0- 1				
1- 0	0- 0	0- 0	NEUTRAL	0- 0	0- 0	1- 0				
1- 12	0- 7	0- 3	CONFERENCE	0- 1	1- 1	0- 0				
0- 6	0- 3	0- 2	HOME	0- 0	0- 1	0- 0				
1- 6	0- 4	0- 1	AWAY	0- 1	1- 0	0- 0				
0- 0	0- 0	0- 0	NEUTRAL	0- 0	0- 0	0- 0				

RPI 1-25				RPI 26-50				RPI 51-100				RPI 101+ Team's RPI: 115			
RPI	S	Opponent	Score	RPI	S	Opponent	Score	RPI	S	Opponent	Score	RPI	S	Opponent	Score
1	A	Notre Dame	48 78	28	A	North Carolina	61 84	90	A	Duke	52 66	105	A	Virginia	52 42
3	H	Louisville	49 73	33	H	Georgia Tech	46 60	93	H	St. John's (NY)	64 59	108	H	Towson	60 53
10	A	NC State	46 80	39	H	James Madison	50 49	98	A	VCU	40 53	120	H	Boston College	64 65
10	H	NC State	50 59	46	H	Indiana	73 87					133	A	Charlotte	69 43
12	A	Syracuse	57 77	49	H	Clemson	53 69					161	H	Mercer	69 54
18	H	Miami (FL)	57 72									182	H	UMES	78 67
21	A	Florida St.	61 85									191	H	Xavier	50 62
												213	A	East Carolina	61 70
												265	H	Richmond	62 48
												275	H	Norfolk St.	63 61
												308	N	South Carolina St.	58 44
LAST 12 Division I GAMES:															
10	A	NC State	46 80	105	A	Virginia	52 42								
12	A	Syracuse	57 77	90	A	Duke	52 66								
33	H	Georgia Tech	46 60	3	H	Louisville	49 73								
49	H	Clemson	53 69	28	A	North Carolina	61 84								
21	A	Florida St.	61 85	1	A	Notre Dame	48 78								
10	H	NC State	50 59	120	H	Boston College	64 65								

Non-Div I Games:

Wake Forest

■ Loss,
■ Non-Conf,
■ S Site,
■ H Home
■ A Away
N Neutral

Washington

Through Games Of Feb. 22, 2019

Average RPI Win:	189	WON-LOST	WINNING	LAST 10	STRENGTH OF	OPP. STRENGTH	TEAM	ADJ.	CONF.	ADJ CONF.
Average RPI Loss:	57	RECORD	PCT. RANK	GAMES	SCHEDULE	OF SCHEDULE	RPI	RPI	RPI	RPI
DIV. I ONLY	8- 18	269	0- 1	25	51	162	162	2	2	
DIV. I NON-CONF.	7- 5	132	0- 1	84	156	119	119	2	2	
TOTALS	RPI 1-25	RPI 26-50	W-L RECORDS	RPI 51-100	RPI 101-150	RPI 150+				
8- 18	0- 6	0- 3	OVERALL	2- 5	1- 4	5- 0				
6- 7	0- 3	0- 0	HOME	1- 3	1- 1	4- 0				
1- 9	0- 3	0- 2	AWAY	0- 2	0- 2	1- 0				
1- 2	0- 0	0- 1	NEUTRAL	1- 0	0- 1	0- 0				
7- 5	0- 1	0- 1	NON-CONFERENCE	2- 1	0- 2	5- 0				
5- 2	0- 1	0- 0	HOME	1- 1	0- 0	4- 0				
1- 1	0- 0	0- 0	AWAY	0- 0	0- 1	1- 0				
1- 2	0- 0	0- 1	NEUTRAL	1- 0	0- 1	0- 0				
1- 13	0- 5	0- 2	CONFERENCE	0- 4	1- 2	0- 0				
1- 5	0- 2	0- 0	HOME	0- 2	1- 1	0- 0				
0- 8	0- 3	0- 2	AWAY	0- 2	0- 1	0- 0				
0- 0	0- 0	0- 0	NEUTRAL	0- 0	0- 0	0- 0				

RPI	S	Opponent	Score	RPI	S	Opponent	Score	RPI	S	Opponent	Score	RPI	S	Opponent	Score	Team's RPI: 162
4	A	Stanford	54 91	31	A	UCLA	60 76	52	H	Boise St.	69 73	119	N	Fordham	57 65	
6	A	Oregon	71 84	38	A	California	70 79	55	A	Southern California	57 82	137	A	Washington St.	61 94	
6	H	Oregon	57 76	44	N	Michigan	73 80	61	A	Utah	56 88	137	H	Washington St.	76 79	
7	H	Mississippi St.	56 103					61	H	Utah	43 58	144	H	Colorado	68 58	
22	A	Oregon St.	67 78					70	H	Arizona	59 69	150	A	Tulane	51 63	
22	H	Oregon St.	39 86					78	H	Ohio St.	69 59	156	H	Montana	69 54	
								90	N	Duke	71 64	211	H	George Mason	81 52	
												239	H	Northern Ariz.	81 59	
												254	H	Cal St. Fullerton	83 74	
												342	A	Seattle U	69 58	
LAST 12 Division I GAMES:																
52	H	Boise St.	69 73	31	A	UCLA	60 76	55	A	Southern California	57 82	6	H	Oregon	57 76	
44	N	Michigan	73 80	55	A	Southern California	57 82	22	H	Oregon St.	39 86	38	A	California	70 79	
119	N	Fordham	57 65	6	H	Oregon	57 76	4	A	Stanford	54 91					
61	A	Utah	56 88													
137	A	Washington St.	61 94													
70	H	Arizona	59 69													

Non-Div I Games:

Washington

■ Loss,
 ■ Non-Conf,
 ■ S Site,
 ■ H Home
 ■ A Away
 N Neutral

Average RPI Win:	152	WON-LOST	WINNING	LAST 10	STRENGTH OF	OPP. STRENGTH	TEAM	ADJ.	CONF.	ADJ CONF.
Average RPI Loss:	61	RECORD	PCT. RANK	GAMES	SCHEDULE	OF SCHEDULE	RPI	RPI	RPI	RPI
DIV. I ONLY	9- 17	260	1- 0	21	28	137	137	2	2	
DIV. I NON-CONF.	5- 6	177	1- 0	69	103	165	165	2	2	
TOTALS	RPI 1-25	RPI 26-50	W-L RECORDS	RPI 51-100	RPI 101-150	RPI 150+				
9- 17	0- 7	0- 2	OVERALL	3- 4	1- 3	5- 1				
6- 7	0- 3	0- 0	HOME	3- 3	1- 0	2- 1				
1- 9	0- 4	0- 2	AWAY	0- 1	0- 2	1- 0				
2- 1	0- 0	0- 0	NEUTRAL	0- 0	0- 1	2- 0				
5- 6	0- 1	0- 0	NON-CONFERENCE	2- 2	0- 2	3- 1				
3- 3	0- 0	0- 0	HOME	2- 2	0- 0	1- 1				
0- 2	0- 1	0- 0	AWAY	0- 0	0- 1	0- 0				
2- 1	0- 0	0- 0	NEUTRAL	0- 0	0- 1	2- 0				
4- 11	0- 6	0- 2	CONFERENCE	1- 2	1- 1	2- 0				
3- 4	0- 3	0- 0	HOME	1- 1	1- 0	1- 0				
1- 7	0- 3	0- 2	AWAY	0- 1	0- 1	1- 0				
0- 0	0- 0	0- 0	NEUTRAL	0- 0	0- 0	0- 0				

RPI	S	Opponent	Score	RPI	S	Opponent	Score	RPI	S	Opponent	Score	RPI	S	Opponent	Score	Team's RPI: 137
4	A	Stanford	64 85	31	A	UCLA	56 83	52	H	Boise St.	95 71	132	N	Kansas	63 71	
6	A	Oregon	58 98	38	A	California	63 77	55	A	Southern California	73 81	144	A	Colorado	61 72	
6	H	Oregon	64 79					57	H	Saint Mary's (CA)	64 70	144	H	Colorado	74 48	
13	A	Gonzaga	53 76					61	H	Utah	68 72	145	A	CSUN	52 65	
16	H	Arizona St.	46 61					70	H	Arizona	90 88	162	A	Washington	79 76	
22	A	Oregon St.	69 76					82	H	Nebraska	87 84	162	H	Washington	94 61	
22	H	Oregon St.	35 52					83	H	UC Davis	62 75	193	N	Jacksonville St.	64 51	
												202	H	Utah St.	61 72	
												247	N	Wichita St.	85 59	
												257	H	San Francisco	91 61	
LAST 12 Division I GAMES:																
247	N	Wichita St.	85 59	55	A	Southern California	73 81									
193	N	Jacksonville St.	64 51	31	A	UCLA	56 83									
144	A	Colorado	61 72	22	H	Oregon St.	35 52									
162	H	Washington	94 61	6	H	Oregon	64 79									
70	H	Arizona	90 88	4	A	Stanford	64 85									
16	H	Arizona St.	46 61	38	A	California	63 77									

Non-Div I Games:

Washington St.

■ Loss,
 ■ Non-Conf,
 ■ S Site,
 ■ H Home
 ■ A Away
 N Neutral

Average RPI Win:	246	WON-LOST	WINNING	LAST 10	STRENGTH OF	OPP. STRENGTH	TEAM	ADJ.	CONF.	ADJ CONF.
Average RPI Loss:	173	RECORD	PCT. RANK	GAMES	SCHEDULE	OF SCHEDULE	RPI	RPI	RPI	RPI
DIV. I ONLY	4- 21	326	0- 0	253	192	321	321	16	16	
DIV. I NON-CONF.	2- 7	288	0- 0	265	254	304	304	12	12	
TOTALS	RPI 1-25	RPI 26-50	W-L RECORDS	RPI 51-100	RPI 101-150	RPI 150+				
4- 21	0- 0	0- 0	OVERALL	0- 4	1- 5	3- 12				
2- 10	0- 0	0- 0	HOME	0- 2	0- 2	2- 6				
2- 10	0- 0	0- 0	AWAY	0- 1	1- 3	1- 6				
0- 1	0- 0	0- 0	NEUTRAL	0- 1	0- 0	0- 0				
2- 7	0- 0	0- 0	NON-CONFERENCE	0- 2	0- 1	2- 4				
1- 2	0- 0	0- 0	HOME	0- 0	0- 0	1- 2				
1- 4	0- 0	0- 0	AWAY	0- 1	0- 1	1- 2				
0- 1	0- 0	0- 0	NEUTRAL	0- 1	0- 0	0- 0				
2- 14	0- 0	0- 0	CONFERENCE	0- 2	1- 4	1- 8				
1- 8	0- 0	0- 0	HOME	0- 2	0- 2	1- 4				
1- 6	0- 0	0- 0	AWAY	0- 0	1- 2	0- 4				
0- 0	0- 0	0- 0	NEUTRAL	0- 0	0- 0	0- 0				

RPI S	Opponent	Score	RPI S	Opponent	Score	RPI S	Opponent	Score	RPI S	Opponent	Score	Team's RPI: 321
						61 A	Utah	56 77	110 A	Pepperdine	47 68	
						84 H	Idaho St.	57 70	115 A	Northern Colo.	55 54	
						86 H	Idaho	74 79	129 A	Portland St.	38 65	
						98 N	VCU	36 64	129 H	Portland St.	59 77	
									147 A	Montana St.	59 72	
									147 H	Montana St.	59 66	
									156 A	Montana	56 64	
									156 H	Montana	60 72	
									163 H	UC Riverside	39 71	
									170 H	Portland	73 89	
									187 H	Eastern Wash.	58 64	
									236 A	Sacramento St.	62 77	
									236 H	Sacramento St.	69 78	
									239 A	Northern Ariz.	64 74	
									239 H	Northern Ariz.	64 75	
									266 A	Utah Valley	59 65	
									277 H	UTEP	68 63	
									288 A	Southern Utah	79 84	
									288 H	Southern Utah	67 66	
									300 A	UTSA	59 66	
									305 A	Incarinate Word	72 64	
LAST 12 Division I GAMES:												
236 H	Sacramento St.	69 78	129 A	Portland St.	38 65							
147 A	Montana St.	59 72	156 H	Montana	60 72							
156 A	Montana	56 64	147 H	Montana St.	59 66							
239 H	Northern Ariz.	64 75	115 A	Northern Colo.	55 54							
288 H	Southern Utah	67 66	129 H	Portland St.	59 77							
236 A	Sacramento St.	62 77	84 H	Idaho St.	57 70							

Non-Div I Games: La Verne 105 43

Weber St.

West Virginia

Through Games Of Feb. 22, 2019

Average RPI Win:	174	WON-LOST	WINNING	LAST 10	STRENGTH OF	OPP. STRENGTH	TEAM	ADJ.	CONF.	ADJ CONF.
Average RPI Loss:	18	RECORD	PCT. RANK	GAMES	SCHEDULE	OF SCHEDULE	RPI	RPI	RPI	RPI
DIV. I ONLY	19- 6	46	1- 0	125	30	51	51	3	3	
DIV. I NON-CONF.	9- 2	43	1- 0	340	116	191	191	3	3	
TOTALS	RPI 1-25	RPI 26-50	W-L RECORDS	RPI 51-100	RPI 101-150	RPI 150+				
19- 6	1- 3	3- 3	OVERALL	0- 0	7- 0	8- 0				
13- 2	1- 0	2- 2	HOME	0- 0	4- 0	6- 0				
5- 3	0- 2	1- 1	AWAY	0- 0	3- 0	1- 0				
1- 1	0- 1	0- 0	NEUTRAL	0- 0	0- 0	1- 0				
9- 2	0- 1	0- 1	NON-CONFERENCE	0- 0	2- 0	7- 0				
7- 1	0- 0	0- 1	HOME	0- 0	1- 0	6- 0				
1- 0	0- 0	0- 0	AWAY	0- 0	1- 0	0- 0				
1- 1	0- 1	0- 0	NEUTRAL	0- 0	0- 0	1- 0				
10- 4	1- 2	3- 2	CONFERENCE	0- 0	5- 0	1- 0				
6- 1	1- 0	2- 1	HOME	0- 0	3- 0	0- 0				
4- 3	0- 2	1- 1	AWAY	0- 0	2- 0	1- 0				
0- 0	0- 0	0- 0	NEUTRAL	0- 0	0- 0	0- 0				

RPI	S	Opponent	Score	RPI	S	Opponent	Score	RPI	S	Opponent	Score	RPI	S	Opponent	Score
2	A	Baylor	47 79	27	H	Missouri	51 68					108	H	Towson	90 43
8	N	Iowa	81 84	29	A	Texas	64 58					117	A	Oklahoma St.	77 54
9	A	Iowa St.	61 77	29	H	Texas	58 70					117	H	Oklahoma St.	67 58
9	H	Iowa St.	73 64	34	A	TCU	48 62					124	A	Pittsburgh	77 43
				34	H	TCU	79 65					132	H	Kansas	71 50
				42	H	Kansas St.	60 30					135	A	Texas Tech	75 72
												135	H	Texas Tech	68 65
												151	A	Oklahoma	66 55
												255	H	Niagara	84 32
												302	H	Morgan St.	72 37
												315	H	Bryant	94 48
												323	H	NJIT	95 50
												325	H	Eastern Ky.	78 29
												325	N	Eastern Ky.	81 39
												330	H	Coppin St.	78 37
LAST 12 Division I GAMES:															
325	N	Eastern Ky.	81 39	29	A	Texas	64 58								
117	A	Oklahoma St.	77 54	42	H	Kansas St.	60 30								
34	H	TCU	79 65	135	H	Texas Tech	68 65								
135	A	Texas Tech	75 72	2	A	Baylor	47 79								
9	A	Iowa St.	61 77	9	H	Iowa St.	73 64								
132	H	Kansas	71 50	151	A	Oklahoma	66 55								

Non-Div I Games:

West Virginia

■ Loss,
■ Non-Conf,
■ S Site,
■ H Home
■ A Away
N Neutral

Average RPI Win:	313	WON-LOST	WINNING	LAST 10	STRENGTH OF	OPP. STRENGTH	TEAM	ADJ.	CONF.	ADJ CONF.
Average RPI Loss:	209	RECORD	PCT. RANK	GAMES	SCHEDULE	OF SCHEDULE	RPI	RPI	RPI	RPI
DIV. I ONLY	2- 22	347	0- 1	205	346	335	335	27	27	
DIV. I NON-CONF.	2- 11	316	0- 0	142	345	301	301	24	24	
TOTALS	RPI 1-25	RPI 26-50	W-L RECORDS	RPI 51-100	RPI 101-150	RPI 150+				
2- 22	0- 1	0- 1	OVERALL	0- 0	0- 1	2- 19				
1- 8	0- 0	0- 0	HOME	0- 0	0- 0	1- 8				
1- 13	0- 1	0- 1	AWAY	0- 0	0- 1	1- 10				
0- 1	0- 0	0- 0	NEUTRAL	0- 0	0- 0	0- 1				
2- 11	0- 1	0- 1	NON-CONFERENCE	0- 0	0- 1	2- 8				
1- 4	0- 0	0- 0	HOME	0- 0	0- 0	1- 4				
1- 6	0- 1	0- 1	AWAY	0- 0	0- 1	1- 3				
0- 1	0- 0	0- 0	NEUTRAL	0- 0	0- 0	0- 1				
0- 11	0- 0	0- 0	CONFERENCE	0- 0	0- 0	0- 11				
0- 4	0- 0	0- 0	HOME	0- 0	0- 0	0- 4				
0- 7	0- 0	0- 0	AWAY	0- 0	0- 0	0- 7				
0- 0	0- 0	0- 0	NEUTRAL	0- 0	0- 0	0- 0				

RPI 1-25				RPI 26-50				RPI 51-100				RPI 101+ Team's RPI: 335			
RPI	S	Opponent	Score	RPI	S	Opponent	Score	RPI	S	Opponent	Score	RPI	S	Opponent	Score
19	A	Kentucky	39 99	33	A	Georgia Tech	49 84					138	A	Tennessee Tech	58 77
												158	A	Chattanooga	58 72
												161	A	Mercer	55 71
												161	H	Mercer	67 69
												176	A	Coastal Caro.	59 77
												178	A	UNC Asheville	49 74
												180	N	North Ala.	66 89
												195	H	N.C. A&T	51 69
												210	A	Furman	55 65
												210	H	Furman	28 53
												224	H	Campbell	37 63
												233	H	Gardner-Webb	52 62
												258	A	ETSU	80 88
												272	A	Wofford	65 91
												272	H	Wofford	55 63
												281	A	Winthrop	65 57
												284	A	Samford	43 58
												284	H	Samford	42 75
												308	H	South Carolina St.	39 54
												311	A	UNC Greensboro	59 71
												323	A	NJIT	71 79
												344	H	USC Upstate	68 64
LAST 12 Division I GAMES:															
161	A	Mercer	55 71	311	A	UNC Greensboro	59 71								
284	A	Samford	43 58	284	H	Samford	42 75								
272	H	Wofford	55 63	161	H	Mercer	67 69								
210	H	Furman	28 53	210	A	Furman	55 65								
258	A	ETSU	80 88	272	A	Wofford	65 91								
158	A	Chattanooga	58 72	233	H	Gardner-Webb	52 62								

Non-Div I Games: North Greenville 71 44 Young Harris 63 54

Western Caro.

■ Loss,
■ Non-Conf,
■ S Site,
■ H Home
■ A Away
N Neutral

Average RPI Win:	272	WON-LOST	WINNING	LAST 10	STRENGTH OF	OPP. STRENGTH	TEAM	ADJ.	CONF.	ADJ CONF.
Average RPI Loss:	128	RECORD	PCT. RANK	GAMES	SCHEDULE	OF SCHEDULE	RPI	RPI	RPI	RPI
DIV. I ONLY	10- 14	221	0- 1	181	229	219	219	19	19	
DIV. I NON-CONF.	2- 9	297	0- 0	79	194	257	257	19	19	
TOTALS	RPI 1-25	RPI 26-50	W-L RECORDS	RPI 51-100	RPI 101-150	RPI 150+				
10- 14	0- 1	0- 5	OVERALL	0- 2	0- 1	10- 5				
6- 4	0- 1	0- 3	HOME	0- 0	0- 0	6- 0				
3- 7	0- 0	0- 2	AWAY	0- 1	0- 1	3- 3				
1- 3	0- 0	0- 0	NEUTRAL	0- 1	0- 0	1- 2				
2- 9	0- 1	0- 2	NON-CONFERENCE	0- 2	0- 1	2- 3				
1- 2	0- 1	0- 1	HOME	0- 0	0- 0	1- 0				
0- 4	0- 0	0- 1	AWAY	0- 1	0- 1	0- 1				
1- 3	0- 0	0- 0	NEUTRAL	0- 1	0- 0	1- 2				
8- 5	0- 0	0- 3	CONFERENCE	0- 0	0- 0	8- 2				
5- 2	0- 0	0- 2	HOME	0- 0	0- 0	5- 0				
3- 3	0- 0	0- 1	AWAY	0- 0	0- 0	3- 2				
0- 0	0- 0	0- 0	NEUTRAL	0- 0	0- 0	0- 0				

RPI	S	Opponent	Score	RPI	S	Opponent	Score	RPI	S	Opponent	Score	RPI	S	Opponent	Score	Team's RPI: 219
23	H	Drake	71 98	27	H	Missouri	64 89	73	A	Purdue	60 81	149	A	Bradley	68 82	
				32	A	South Dakota	49 92	97	N	Northern Ill.	61 86	166	H	Denver	87 78	
				32	H	South Dakota	61 83					174	A	Oral Roberts	64 68	
				36	H	South Dakota St.	84 93					210	N	Furman	85 78	
				50	A	Butler	51 92					220	A	Southeast Mo. St.	71 81	
												243	A	North Dakota	92 80	
												243	H	North Dakota	111 90	
												252	H	Austin Peay	77 72	
												277	N	UTEP	72 84	
												285	N	Eastern Ill.	62 64	
												312	A	Omaha	79 67	
												312	H	Omaha	78 70	
												320	A	North Dakota St.	60 68	
												320	H	North Dakota St.	82 70	
												333	A	Purdue Fort Wayne	90 61	
												333	H	Purdue Fort Wayne	73 59	
LAST 12 Division I GAMES:																
				32	H	South Dakota	61 83					333	H	Purdue Fort Wayne	73 59	
				312	A	Omaha	79 67					312	H	Omaha	78 70	
				333	A	Purdue Fort Wayne	90 61					243	A	North Dakota	92 80	
				320	H	North Dakota St.	82 70					320	A	North Dakota St.	60 68	
				243	H	North Dakota	111 90					174	A	Oral Roberts	64 68	
				32	A	South Dakota	49 92					166	H	Denver	87 78	

Non-Div I Games: MacMurray 136 39 William Woods 81 73

Western Ill.

Loss, Non-Conf, S Site, H Home A Away N Neutral

Average RPI Win:	210	WON-LOST	WINNING	LAST 10	STRENGTH OF	OPP. STRENGTH	TEAM	ADJ.	CONF.	ADJ CONF.
Average RPI Loss:	77	RECORD	PCT. RANK	GAMES	SCHEDULE	OF SCHEDULE	RPI	RPI	RPI	RPI
DIV. I ONLY	12- 13	186	0- 1	72	71	127	127	14	14	
DIV. I NON-CONF.	4- 8	241	0- 1	37	2	138	138	17	17	
TOTALS	RPI 1-25	RPI 26-50	W-L RECORDS	RPI 51-100	RPI 101-150	RPI 150+				
12- 13	0- 6	0- 1	OVERALL	2- 1	2- 1	8- 4				
6- 6	0- 2	0- 1	HOME	1- 0	2- 0	3- 3				
5- 5	0- 2	0- 0	AWAY	1- 1	0- 1	4- 1				
1- 2	0- 2	0- 0	NEUTRAL	0- 0	0- 0	1- 0				
4- 8	0- 6	0- 0	NON-CONFERENCE	1- 0	1- 0	2- 2				
2- 3	0- 2	0- 0	HOME	0- 0	1- 0	1- 1				
1- 3	0- 2	0- 0	AWAY	1- 0	0- 0	0- 1				
1- 2	0- 2	0- 0	NEUTRAL	0- 0	0- 0	1- 0				
8- 5	0- 0	0- 1	CONFERENCE	1- 1	1- 1	6- 2				
4- 3	0- 0	0- 1	HOME	1- 0	1- 0	2- 2				
4- 2	0- 0	0- 0	AWAY	0- 1	0- 1	4- 0				
0- 0	0- 0	0- 0	NEUTRAL	0- 0	0- 0	0- 0				

RPI 1-25				RPI 26-50				RPI 51-100				RPI 101+ Team's RPI: 127			
RPI	S	Opponent	Score	RPI	S	Opponent	Score	RPI	S	Opponent	Score	RPI	S	Opponent	Score
1	A	Notre Dame	53 94	35	H	Rice	46 68	60	A	Little Rock	68 56	114	A	UAB	63 70
3	H	Louisville	80 102					64	A	Middle Tenn.	69 81	133	H	Charlotte	76 58
8	H	Iowa	67 104					75	H	Old Dominion	75 60	146	H	Southern Ill.	83 76
13	N	Gonzaga	55 76									151	A	Oklahoma	83 90
22	N	Oregon St.	60 74									167	H	Louisiana Tech	81 76
24	A	Central Mich.	90 108									177	H	North Texas	67 76
												183	H	Southern Miss.	56 69
												194	H	Marshall	85 55
												207	H	Ball St.	83 86
												258	N	ETSU	82 68
												277	A	UTEP	64 61
												297	A	Fla. Atlantic	81 50
												300	A	UTSA	81 62
												302	H	Morgan St.	90 43
												312	A	FIU	94 82
LAST 12 Division I GAMES:															
13	N	Gonzaga	55 76	277	A	UTEP	64 61								
258	N	ETSU	82 68	300	A	UTSA	81 62								
114	A	UAB	63 70	167	H	Louisiana Tech	81 76								
64	A	Middle Tenn.	69 81	183	H	Southern Miss.	56 69								
177	H	North Texas	67 76	297	A	Fla. Atlantic	81 50								
35	H	Rice	46 68	312	A	FIU	94 82								

Non-Div I Games: Union (TN) 77 65 Bellarmine 95 57

Western Ky.

Loss, Non-Conf, S Site, H Home A Away N Neutral

Average RPI Win:	295	WON-LOST	WINNING	LAST 10	STRENGTH OF	OPP. STRENGTH	TEAM	ADJ.	CONF.	ADJ CONF.
Average RPI Loss:	117	RECORD	PCT. RANK	GAMES	SCHEDULE	OF SCHEDULE	RPI	RPI	RPI	RPI
DIV. I ONLY	7- 16	271	0- 1	235	131	267	267	7	7	
DIV. I NON-CONF.	5- 5	162	0- 0	349	291	325	325	8	8	
TOTALS	RPI 1-25	RPI 26-50	W-L RECORDS	RPI 51-100	RPI 101-150	RPI 150+				
7- 16	0- 1	0- 4	OVERALL	0- 4	0- 0	7- 7				
2- 9	0- 1	0- 3	HOME	0- 2	0- 0	2- 3				
4- 6	0- 0	0- 1	AWAY	0- 2	0- 0	4- 3				
1- 1	0- 0	0- 0	NEUTRAL	0- 0	0- 0	1- 1				
5- 5	0- 0	0- 1	NON-CONFERENCE	0- 0	0- 0	5- 4				
2- 3	0- 0	0- 1	HOME	0- 0	0- 0	2- 2				
2- 1	0- 0	0- 0	AWAY	0- 0	0- 0	2- 1				
1- 1	0- 0	0- 0	NEUTRAL	0- 0	0- 0	1- 1				
2- 11	0- 1	0- 3	CONFERENCE	0- 4	0- 0	2- 3				
0- 6	0- 1	0- 2	HOME	0- 2	0- 0	0- 1				
2- 5	0- 0	0- 1	AWAY	0- 2	0- 0	2- 2				
0- 0	0- 0	0- 0	NEUTRAL	0- 0	0- 0	0- 0				

RPI 1-25				RPI 26-50				RPI 51-100				RPI 101+ Team's RPI: 267			
RPI	S	Opponent	Score	RPI	S	Opponent	Score	RPI	S	Opponent	Score	RPI	S	Opponent	Score
24	H	Central Mich.	53 87	37	A	Ohio	56 70	79	A	Kent St.	51 55	153	H	New Mexico St.	54 66
				40	H	Buffalo	59 61	79	H	Kent St.	52 56	160	A	Akron	62 69
				43	H	Miami (OH)	62 81	81	H	Toledo	57 80	160	H	Akron	59 72
				44	H	Michigan	42 79	97	A	Northern Ill.	64 77	188	A	Eastern Mich.	61 64
												200	A	Ole Miss	66 69
												207	A	Ball St.	65 62
												221	A	Bowling Green	84 82
												241	H	Loyola Chicago	53 64
												243	N	North Dakota	50 62
												297	A	Fla. Atlantic	69 59
												325	H	Eastern Ky.	64 53
												333	H	Purdue Fort Wayne	69 61
												334	A	Detroit Mercy	54 44
												347	N	Florida A&M	69 50
LAST 12 Division I GAMES:															
79	H	Kent St.	52 56	97	A	Northern Ill.	64 77								
37	A	Ohio	56 70	207	A	Ball St.	65 62								
24	H	Central Mich.	53 87	40	H	Buffalo	59 61								
160	A	Akron	62 69	81	H	Toledo	57 80								
79	A	Kent St.	51 55	188	A	Eastern Mich.	61 64								
43	H	Miami (OH)	62 81	160	H	Akron	59 72								

Non-Div I Games: Saginaw Valley 75 51

Western Mich.

■ Loss,
 ■ Non-Conf,
 ■ S Site,
 ■ Home
 ■ Away
 N Neutral

Average RPI Win:	222	WON-LOST	WINNING	LAST 10	STRENGTH OF	OPP. STRENGTH	TEAM	ADJ.	CONF.	ADJ CONF.
Average RPI Loss:	130	RECORD	PCT. RANK	GAMES	SCHEDULE	OF SCHEDULE	RPI	RPI	RPI	RPI
DIV. I ONLY	11- 14	212	0- 1	210	133	247	247	9	9	
DIV. I NON-CONF.	7- 6	153	0- 1	225	236	250	250	9	9	
TOTALS	RPI 1-25	RPI 26-50	W-L RECORDS	RPI 51-100	RPI 101-150	RPI 150+				
11- 14	0- 1	0- 1	OVERALL	1- 2	1- 5	9- 5				
9- 7	0- 1	0- 0	HOME	1- 1	0- 3	8- 2				
2- 4	0- 0	0- 0	AWAY	0- 1	1- 0	1- 3				
0- 3	0- 0	0- 1	NEUTRAL	0- 0	0- 2	0- 0				
7- 6	0- 0	0- 1	NON-CONFERENCE	1- 0	0- 5	6- 0				
7- 3	0- 0	0- 0	HOME	1- 0	0- 3	6- 0				
0- 0	0- 0	0- 0	AWAY	0- 0	0- 0	0- 0				
0- 3	0- 0	0- 1	NEUTRAL	0- 0	0- 2	0- 0				
4- 8	0- 1	0- 0	CONFERENCE	0- 2	1- 0	3- 5				
2- 4	0- 1	0- 0	HOME	0- 1	0- 0	2- 2				
2- 4	0- 0	0- 0	AWAY	0- 1	1- 0	1- 3				
0- 0	0- 0	0- 0	NEUTRAL	0- 0	0- 0	0- 0				

RPI	S	Opponent	Score	RPI	S	Opponent	Score	RPI	S	Opponent	Score	RPI	S	Opponent	Score	Team's RPI: 247
15	H	UCF	49 57	32	N	South Dakota	64 73	69	H	Missouri St.	63 60	111	H	Creighton	71 83	
								88	A	Cincinnati	54 82	117	H	Oklahoma St.	47 60	
								99	H	Houston	58 66	118	N	Northwestern	43 65	
												137	N	Washington St.	59 85	
												138	H	Tennessee Tech	45 55	
												150	A	Tulane	62 44	
												159	A	Tulsa	49 63	
												165	H	Temple	40 65	
												167	H	Louisiana Tech	70 56	
												179	H	Sam Houston St.	63 55	
												198	H	Grambling	70 61	
												204	A	Memphis	57 48	
												204	H	Memphis	50 71	
												213	A	East Carolina	56 78	
												213	H	East Carolina	57 47	
												227	A	SMU	50 78	
												227	H	SMU	53 42	
												341	H	Houston Baptist	68 50	
												346	H	Ark.-Pine Bluff	76 39	
												348	H	Savannah St.	66 50	
LAST 12 Division I GAMES:																
137	N	Washington St.	59 85	213	H	East Carolina	57 47									
15	H	UCF	49 57	150	A	Tulane	62 44									
227	H	SMU	53 42	99	H	Houston	58 66									
88	A	Cincinnati	54 82	227	A	SMU	50 78									
204	A	Memphis	57 48	204	H	Memphis	50 71									
165	H	Temple	40 65	213	A	East Carolina	56 78									

Non-Div I Games:

Wichita St.

■ Loss,
 ■ Non-Conf,
 ■ S Site,
 ■ H Home
 ■ A Away
 N Neutral

William & Mary

Through Games Of Feb. 22, 2019

Average RPI Win:	222	WON-LOST	WINNING	LAST 10	STRENGTH OF	OPP. STRENGTH	TEAM	ADJ.	CONF.	ADJ CONF.
Average RPI Loss:	131	RECORD	PCT. RANK	GAMES	SCHEDULE	OF SCHEDULE	RPI	RPI	RPI	RPI
DIV. I ONLY	12- 12	167	0- 1	168	172	171	171	10	10	
DIV. I NON-CONF.	7- 4	108	0- 0	186	282	116	116	10	10	
TOTALS	RPI 1-25	RPI 26-50	W-L RECORDS	RPI 51-100	RPI 101-150	RPI 150+				
12- 12	0- 0	0- 1	OVERALL	0- 4	2- 5	10- 2				
6- 5	0- 0	0- 0	HOME	0- 2	1- 2	5- 1				
6- 7	0- 0	0- 1	AWAY	0- 2	1- 3	5- 1				
0- 0	0- 0	0- 0	NEUTRAL	0- 0	0- 0	0- 0				
7- 4	0- 0	0- 0	NON-CONFERENCE	0- 2	0- 2	7- 0				
4- 1	0- 0	0- 0	HOME	0- 1	0- 0	4- 0				
3- 3	0- 0	0- 0	AWAY	0- 1	0- 2	3- 0				
0- 0	0- 0	0- 0	NEUTRAL	0- 0	0- 0	0- 0				
5- 8	0- 0	0- 1	CONFERENCE	0- 2	2- 3	3- 2				
2- 4	0- 0	0- 0	HOME	0- 1	1- 2	1- 1				
3- 4	0- 0	0- 1	AWAY	0- 1	1- 1	2- 1				
0- 0	0- 0	0- 0	NEUTRAL	0- 0	0- 0	0- 0				

RPI S	Opponent	Score	RPI S	Opponent	Score	RPI S	Opponent	Score	RPI S	Opponent	Score	Team's RPI: 171
39	A James Madison	48 65	62	H Drexel	58 62	108	A Towson	80 69	108	A Towson	75 82	
			75	A Old Dominion	69 83	108	H Towson	75 82	112	A Hartford	45 50	
			87	A Northeastern	74 88	121	A UNCW	58 66	121	A UNCW	70 64	
			98	H VCU	55 72	121	H UNCW	70 64	141	A Davidson	65 76	
						143	H Delaware	59 70	192	H George Washington	73 59	
						212	A Elon	64 59	212	H Elon	65 60	
						213	H East Carolina	63 43	235	H Howard	88 75	
						246	A Hofstra	60 55	265	H Richmond	65 55	
						275	A Norfolk St.	55 44	289	A Loyola Maryland	65 49	
						290	A Fairfield	60 54	293	A Col. of Charleston	77 79	
						293	H Col. of Charleston	54 66				
LAST 12 Division I GAMES:												
108	H Towson	75 82	108	A Towson	80 69							
212	A Elon	64 59	39	A James Madison	48 65							
121	A UNCW	58 66	212	H Elon	65 60							
293	A Col. of Charleston	77 79	293	H Col. of Charleston	54 66							
62	H Drexel	58 62	121	H UNCW	70 64							
143	H Delaware	59 70	87	A Northeastern	74 88							

Non-Div I Games:

William & Mary

Loss, Non-Conf, S Site, H Home A Away N Neutral

Average RPI Win:	291	WON-LOST	WINNING	LAST 10	STRENGTH OF	OPP. STRENGTH	TEAM	ADJ.	CONF.	ADJ CONF.
Average RPI Loss:	191	RECORD	PCT. RANK	GAMES	SCHEDULE	OF SCHEDULE	RPI	RPI	RPI	RPI
DIV. I ONLY	10- 14	221	0- 1	310	319	281	281	28	28	
DIV. I NON-CONF.	4- 6	212	0- 0	320	325	281	281	29	29	
TOTALS	RPI 1-25	RPI 26-50	W-L RECORDS	RPI 51-100	RPI 101-150	RPI 150+				
10- 14	0- 0	0- 1	OVERALL	0- 2	0- 2	10- 9				
5- 6	0- 0	0- 0	HOME	0- 1	0- 0	5- 5				
5- 8	0- 0	0- 1	AWAY	0- 1	0- 2	5- 4				
0- 0	0- 0	0- 0	NEUTRAL	0- 0	0- 0	0- 0				
4- 6	0- 0	0- 1	NON-CONFERENCE	0- 0	0- 1	4- 4				
2- 1	0- 0	0- 0	HOME	0- 0	0- 0	2- 1				
2- 5	0- 0	0- 1	AWAY	0- 0	0- 1	2- 3				
0- 0	0- 0	0- 0	NEUTRAL	0- 0	0- 0	0- 0				
6- 8	0- 0	0- 0	CONFERENCE	0- 2	0- 1	6- 5				
3- 5	0- 0	0- 0	HOME	0- 1	0- 0	3- 4				
3- 3	0- 0	0- 0	AWAY	0- 1	0- 1	3- 1				
0- 0	0- 0	0- 0	NEUTRAL	0- 0	0- 0	0- 0				

RPI S	Opponent	Score	RPI S	Opponent	Score	RPI S	Opponent	Score	RPI S	Opponent	Score	Team's RPI: 281
39	A James Madison	39 56	95	A Radford	49 70	103	A Georgia	39 85				
			95	H Radford	57 79	126	A High Point	54 56				
						178	A UNC Asheville	36 70				
						178	H UNC Asheville	43 55				
						184	A Wisconsin	41 76				
						206	H Hampton	63 84				
						212	H Elon	58 57				
						224	A Campbell	59 46				
						233	A Gardner-Webb	64 62				
						233	H Gardner-Webb	52 65				
						272	A Wofford	53 70				
						280	A Ga. Southern	55 64				
						293	A Col. of Charleston	71 64				
						301	H Charleston So.	57 52				
						308	A South Carolina St.	58 50				
						331	A Presbyterian	62 54				
						331	H Presbyterian	55 52				
						335	H Western Caro.	57 65				
						336	H Longwood	77 69				
						340	H N.C. Central	66 41				
						344	H USC Upstate	50 76				
LAST 12 Division I GAMES:												
95	H Radford	57 79	331	H Presbyterian	55 52							
178	H UNC Asheville	43 55	206	H Hampton	63 84							
233	H Gardner-Webb	52 65	233	A Gardner-Webb	64 62							
331	A Presbyterian	62 54	224	A Campbell	59 46							
178	A UNC Asheville	36 70	95	A Radford	49 70							
126	A High Point	54 56	344	H USC Upstate	50 76							

Non-Div I Games: Newberry

63 67

Winthrop

Average RPI Win:	201	WON-LOST	WINNING	LAST 10	STRENGTH OF	OPP. STRENGTH	TEAM	ADJ.	CONF.	ADJ CONF.
Average RPI Loss:	87	RECORD	PCT. RANK	GAMES	SCHEDULE	OF SCHEDULE	RPI	RPI	RPI	RPI
DIV. I ONLY	13- 14	183	1- 0	164	76	184	184	4	4	
DIV. I NON-CONF.	9- 3	61	0- 0	314	196	177	177	6	6	
TOTALS	RPI 1-25	RPI 26-50	W-L RECORDS	RPI 51-100	RPI 101-150	RPI 150+				
13- 14	0- 2	1- 2	OVERALL	2- 4	2- 5	8- 1				
10- 5	0- 0	1- 2	HOME	2- 1	1- 2	6- 0				
1- 8	0- 2	0- 0	AWAY	0- 2	0- 3	1- 1				
2- 1	0- 0	0- 0	NEUTRAL	0- 1	1- 0	1- 0				
9- 3	0- 0	0- 0	NON-CONFERENCE	0- 3	2- 0	7- 0				
6- 1	0- 0	0- 0	HOME	0- 1	1- 0	5- 0				
1- 1	0- 0	0- 0	AWAY	0- 1	0- 0	1- 0				
2- 1	0- 0	0- 0	NEUTRAL	0- 1	1- 0	1- 0				
4- 11	0- 2	1- 2	CONFERENCE	2- 1	0- 5	1- 1				
4- 4	0- 0	1- 2	HOME	2- 0	0- 2	1- 0				
0- 7	0- 2	0- 0	AWAY	0- 1	0- 3	0- 1				
0- 0	0- 0	0- 0	NEUTRAL	0- 0	0- 0	0- 0				

RPI S	Opponent	Score	RPI S	Opponent	Score	RPI S	Opponent	Score	RPI S	Opponent	Score	Team's RPI: 184
8	A Iowa	53 71	44	H Michigan	70 76	68	A Green Bay	46 55	102	A Minnesota	56 74	
14	A Maryland	57 75	46	H Indiana	68 75	73	H Purdue	76 69	102	H Minnesota	50 78	
			48	H Michigan St.	79 62	78	A Ohio St.	68 70	118	A Northwestern	46 72	
						82	H Nebraska	70 69	124	N Pittsburgh	57 42	
						89	N Arkansas	68 69	125	H IUPUI	65 64	
						90	H Duke	53 60	128	A Penn St.	64 71	
									128	H Penn St.	59 65	
									190	A Milwaukee	68 57	
									194	H Marshall	67 49	
									196	A Illinois	68 78	
									196	H Illinois	75 67	
									281	H Winthrop	76 41	
									299	N Tennessee St.	58 53	
									320	H North Dakota St.	64 53	
									332	H Evansville	96 60	
									349	H Chicago St.	85 38	
LAST 12 Division I GAMES:												
196	H Illinois	75 67	82	H Nebraska	70 69							
78	A Ohio St.	68 70	128	H Penn St.	59 65							
48	H Michigan St.	79 62	118	A Northwestern	46 72							
196	A Illinois	68 78	102	H Minnesota	50 78							
44	H Michigan	70 76	46	H Indiana	68 75							
14	A Maryland	57 75	8	A Iowa	53 71							

Non-Div I Games:

Wisconsin

 Loss,
 Non-Conf,
 S Site,
 H Home
 A Away
N Neutral

Average RPI Win: 282	WON-LOST	WINNING	LAST 10	STRENGTH OF	OPP. STRENGTH	TEAM	ADJ.	CONF.	ADJ CONF.
Average RPI Loss: 193	RECORD	PCT. RANK	GAMES	SCHEDULE	OF SCHEDULE	RPI	RPI	RPI	RPI
DIV. I ONLY	11- 12	192	1- 0	348	201	272	272	27	27
DIV. I NON-CONF.	5- 7	206	0- 0	313	238	244	244	24	24
TOTALS	RPI 1-25	RPI 26-50	W-L RECORDS	RPI 51-100	RPI 101-150	RPI 150+			
11- 12	0- 0	0- 2	OVERALL	0- 0	0- 2	11- 8			
8- 1	0- 0	0- 0	HOME	0- 0	0- 0	8- 1			
3- 11	0- 0	0- 2	AWAY	0- 0	0- 2	3- 7			
0- 0	0- 0	0- 0	NEUTRAL	0- 0	0- 0	0- 0			
5- 7	0- 0	0- 2	NON-CONFERENCE	0- 0	0- 2	5- 3			
3- 0	0- 0	0- 0	HOME	0- 0	0- 0	3- 0			
2- 7	0- 0	0- 2	AWAY	0- 0	0- 2	2- 3			
0- 0	0- 0	0- 0	NEUTRAL	0- 0	0- 0	0- 0			
6- 5	0- 0	0- 0	CONFERENCE	0- 0	0- 0	6- 5			
5- 1	0- 0	0- 0	HOME	0- 0	0- 0	5- 1			
1- 4	0- 0	0- 0	AWAY	0- 0	0- 0	1- 4			
0- 0	0- 0	0- 0	NEUTRAL	0- 0	0- 0	0- 0			

RPI 1-25			RPI 26-50			RPI 51-100			RPI 101+ Team's RPI: 272		
RPI	S	Opponent	Score	RPI	S	Opponent	Score	RPI	S	Opponent	Score
				33	A	Georgia Tech	40 81	133	A	Charlotte	63 85
				49	A	Clemson	77 85	148	A	Appalachian St.	70 94
								158	A	Chattanooga	82 89
								158	H	Chattanooga	64 60
								161	H	Mercer	79 81
								178	A	UNC Asheville	46 60
								210	A	Furman	50 63
								233	H	Gardner-Webb	59 53
								258	A	ETSU	79 92
								258	H	ETSU	77 74
								280	A	Ga. Southern	81 65
								281	H	Winthrop	70 53
								284	H	Samford	71 62
								293	H	Col. of Charleston	78 58
								311	A	UNC Greensboro	61 77
								311	H	UNC Greensboro	93 66
								331	A	Presbyterian	50 61
								335	A	Western Caro.	63 55
								335	H	Western Caro.	91 65
								336	A	Longwood	101 72
								340	A	N.C. Central	59 66
LAST 12 Division I GAMES:											
158	H	Chattanooga	64 60	210	A	Furman	50 63				
258	H	ETSU	77 74	258	A	ETSU	79 92				
335	A	Western Caro.	63 55	158	A	Chattanooga	82 89				
311	A	UNC Greensboro	61 77	311	H	UNC Greensboro	93 66				
284	H	Samford	71 62	335	H	Western Caro.	91 65				
161	H	Mercer	79 81	33	A	Georgia Tech	40 81				

Non-Div I Games: Warren Wilson 107 30 Southern Wesleyan 110 47 Brevard 106 52

Wofford

Average RPI Win:	215	WON-LOST	WINNING	LAST 10	STRENGTH OF	OPP. STRENGTH	TEAM	ADJ.	CONF.	ADJ CONF.
Average RPI Loss:	116	RECORD	PCT. RANK	GAMES	SCHEDULE	OF SCHEDULE	RPI	RPI	RPI	RPI
DIV. I ONLY	20- 6	36	1- 0	195	196	74	74	20	20	
DIV. I NON-CONF.	7- 4	108	0- 0	98	180	62	62	18	18	
TOTALS	RPI 1-25	RPI 26-50	W-L RECORDS	RPI 51-100	RPI 101-150	RPI 150+				
20- 6	0- 0	0- 1	OVERALL	3- 2	3- 2	14- 1				
9- 1	0- 0	0- 0	HOME	2- 1	1- 0	6- 0				
7- 5	0- 0	0- 1	AWAY	0- 1	1- 2	6- 1				
4- 0	0- 0	0- 0	NEUTRAL	1- 0	1- 0	2- 0				
7- 4	0- 0	0- 1	NON-CONFERENCE	2- 1	1- 1	4- 1				
1- 1	0- 0	0- 0	HOME	1- 1	0- 0	0- 0				
2- 3	0- 0	0- 1	AWAY	0- 0	0- 1	2- 1				
4- 0	0- 0	0- 0	NEUTRAL	1- 0	1- 0	2- 0				
13- 2	0- 0	0- 0	CONFERENCE	1- 1	2- 1	10- 0				
8- 0	0- 0	0- 0	HOME	1- 0	1- 0	6- 0				
5- 2	0- 0	0- 0	AWAY	0- 1	1- 1	4- 0				
0- 0	0- 0	0- 0	NEUTRAL	0- 0	0- 0	0- 0				

RPI S	Opponent	Score	RPI S	Opponent	Score	RPI S	Opponent	Score	RPI S	Opponent	Score
48	A Michigan St.	68 84	62	N Drexel	71 63	122	A Youngstown St.	68 83			
			63	H Belmont	63 79	125	A IUPUI	78 75			
			68	A Green Bay	37 56	125	H IUPUI	66 59			
			68	H Green Bay	85 67	133	A Charlotte	85 88			
			79	H Kent St.	61 55	140	N Marist	76 60			
						190	A Milwaukee	73 69			
						190	H Milwaukee	61 57			
						205	N Stetson	57 44			
						217	A UNLV	68 52			
						246	N Hofstra	93 64			
						251	A Northern Ky.	61 55			
						251	H Northern Ky.	78 56			
						264	A CSU Bakersfield	74 76			
						278	A Cleveland St.	70 65			
						278	H Cleveland St.	78 52			
						286	A Manhattan	60 44			
						304	H Oakland	69 58			
						334	H Detroit Mercy	78 59			
						339	A UIC	79 46			
						339	H UIC	72 47			
LAST 12 Division I GAMES:											
278	H Cleveland St.	78 52	334	H Detroit Mercy	78 59						
251	H Northern Ky.	78 56	304	H Oakland	69 58						
68	A Green Bay	37 56	278	A Cleveland St.	70 65						
190	A Milwaukee	73 69	122	A Youngstown St.	68 83						
125	H IUPUI	66 59	251	A Northern Ky.	61 55						
339	H UIC	72 47	190	H Milwaukee	61 57						

Non-Div I Games: Kentucky St. 83 53

Wright St.

Wyoming

Through Games Of Feb. 22, 2019

Average RPI Win:	180	WON-LOST	WINNING	LAST 10	STRENGTH OF	OPP. STRENGTH	TEAM	ADJ.	CONF.	ADJ CONF.
Average RPI Loss:	94	RECORD	PCT. RANK	GAMES	SCHEDULE	OF SCHEDULE	RPI	RPI	RPI	RPI
DIV. I ONLY	15- 5	50	1- 0	97	130	45	45	15	15	
DIV. I NON-CONF.	5- 2	82	0- 0	27	85	22	22	13	13	
TOTALS	RPI 1-25	RPI 26-50	W-L RECORDS	RPI 51-100	RPI 101-150	RPI 150+				
15- 5	0- 0	1- 0	OVERALL	3- 3	1- 1	10- 1				
9- 1	0- 0	1- 0	HOME	2- 1	1- 0	5- 0				
5- 4	0- 0	0- 0	AWAY	1- 2	0- 1	4- 1				
1- 0	0- 0	0- 0	NEUTRAL	0- 0	0- 0	1- 0				
5- 2	0- 0	1- 0	NON-CONFERENCE	1- 1	1- 1	2- 0				
4- 0	0- 0	1- 0	HOME	1- 0	1- 0	1- 0				
0- 2	0- 0	0- 0	AWAY	0- 1	0- 1	0- 0				
1- 0	0- 0	0- 0	NEUTRAL	0- 0	0- 0	1- 0				
10- 3	0- 0	0- 0	CONFERENCE	2- 2	0- 0	8- 1				
5- 1	0- 0	0- 0	HOME	1- 1	0- 0	4- 0				
5- 2	0- 0	0- 0	AWAY	1- 1	0- 0	4- 1				
0- 0	0- 0	0- 0	NEUTRAL	0- 0	0- 0	0- 0				

RPI 1-25				RPI 26-50				Team's RPI: 45				RPI 51-100				RPI 101+			
RPI	S	Opponent	Score	RPI	S	Opponent	Score	RPI	S	Opponent	Score	RPI	S	Opponent	Score	RPI	S	Opponent	Score
				36	H	South Dakota St.	77 70					52	A	Boise St.	64 72	106	A	Pacific	64 70
												52	H	Boise St.	64 52	147	H	Montana St.	66 58
												54	H	New Mexico	75 78	166	H	Denver	78 74
												57	A	Saint Mary's (CA)	84 90	177	N	North Texas	53 49
												86	H	Idaho	64 61	202	A	Utah St.	42 50
												92	A	Fresno St.	63 56	202	H	Utah St.	53 35
																208	H	San Diego St.	87 45
																217	A	UNLV	64 49
																217	H	UNLV	90 62
																237	A	Nevada	55 51
																279	A	Colorado St.	60 49
																283	H	Air Force	80 60
																306	A	San Jose St.	70 56
LAST 12 Division I GAMES:																			
				217	A	UNLV	64 49					52	H	Boise St.	64 52				
				237	A	Nevada	55 51					306	A	San Jose St.	70 56				
				202	H	Utah St.	53 35					54	H	New Mexico	75 78				
				279	A	Colorado St.	60 49					202	A	Utah St.	42 50				
				283	H	Air Force	80 60					208	H	San Diego St.	87 45				
				92	A	Fresno St.	63 56					217	H	UNLV	90 62				

Non-Div I Games: Chadron St. 80 33 UC-Colo. Springs 98 37

Wyoming

■ Loss,
 ■ Non-Conf,
 ■ S Site,
 ■ Home
 ■ A Away
 N Neutral

Average RPI Win:	223	WON-LOST	WINNING	LAST 10	STRENGTH OF	OPP. STRENGTH	TEAM	ADJ.	CONF.	ADJ CONF.
Average RPI Loss:	75	RECORD	PCT. RANK	GAMES	SCHEDULE	OF SCHEDULE	RPI	RPI	RPI	RPI
DIV. I ONLY	11- 15	218	0- 1	124	87	191	191	6	6	
DIV. I NON-CONF.	9- 2	43	0- 0	278	297	132	132	4	4	
TOTALS	RPI 1-25	RPI 26-50	W-L RECORDS	RPI 51-100	RPI 101-150	RPI 150+				
11- 15	0- 1	0- 4	OVERALL	0- 7	4- 3	7- 0				
9- 7	0- 1	0- 2	HOME	0- 2	2- 2	7- 0				
2- 8	0- 0	0- 2	AWAY	0- 5	2- 1	0- 0				
0- 0	0- 0	0- 0	NEUTRAL	0- 0	0- 0	0- 0				
9- 2	0- 0	0- 0	NON-CONFERENCE	0- 1	2- 1	7- 0				
8- 1	0- 0	0- 0	HOME	0- 0	1- 1	7- 0				
1- 1	0- 0	0- 0	AWAY	0- 1	1- 0	0- 0				
0- 0	0- 0	0- 0	NEUTRAL	0- 0	0- 0	0- 0				
2- 13	0- 1	0- 4	CONFERENCE	0- 6	2- 2	0- 0				
1- 6	0- 1	0- 2	HOME	0- 2	1- 1	0- 0				
1- 7	0- 0	0- 2	AWAY	0- 4	1- 1	0- 0				
0- 0	0- 0	0- 0	NEUTRAL	0- 0	0- 0	0- 0				

RPI	S	Opponent	Score	RPI	S	Opponent	Score	RPI	S	Opponent	Score	RPI	S	Opponent	Score	Team's RPI: 191
11	H	Marquette	44 90	30	A	DePaul	48 81	56	A	Villanova	71 75	102	H	Minnesota	53 78	
				30	H	DePaul	71 73	88	A	Cincinnati	61 79	111	A	Creighton	62 66	
				50	A	Butler	38 63	93	A	St. John's (NY)	41 70	111	H	Creighton	52 53	
				50	H	Butler	41 63	93	H	St. John's (NY)	57 76	115	A	Wake Forest	62 50	
								96	A	Georgetown	61 68	131	A	Seton Hall	80 76	
								100	A	Providence	58 71	131	H	Seton Hall	63 62	
								100	H	Providence	55 63	138	H	Tennessee Tech	70 60	
												180	H	North Ala.	94 81	
												221	H	Bowling Green	65 49	
												260	H	Alabama St.	87 58	
												290	H	Fairfield	48 35	
												296	H	New Orleans	61 45	
												343	H	Delaware St.	80 59	
												349	H	Chicago St.	91 57	
LAST 12 Division I GAMES:																
30	A	DePaul	48 81	30	H	DePaul	71 73									
111	H	Creighton	52 53	11	H	Marquette	44 90									
100	H	Providence	55 63	100	A	Providence	58 71									
50	A	Butler	38 63	111	A	Creighton	62 66									
93	A	St. John's (NY)	41 70	50	H	Butler	41 63									
131	A	Seton Hall	80 76	131	H	Seton Hall	63 62									

Non-Div I Games:

Xavier

Average RPI Win:	226	WON-LOST	WINNING	LAST 10	STRENGTH OF	OPP. STRENGTH	TEAM	ADJ.	CONF.	ADJ CONF.
Average RPI Loss:	135	RECORD	PCT. RANK	GAMES	SCHEDULE	OF SCHEDULE	RPI	RPI	RPI	RPI
DIV. I ONLY	15- 9	102	1- 0	156	254	109	109	11	11	
DIV. I NON-CONF.	10- 5	91	1- 0	154	323	74	74	11	11	
TOTALS	RPI 1-25	RPI 26-50	W-L RECORDS	RPI 51-100	RPI 101-150	RPI 150+				
15- 9	0- 0	0- 0	OVERALL	2- 6	1- 0	12- 3				
7- 1	0- 0	0- 0	HOME	1- 0	0- 0	6- 1				
5- 8	0- 0	0- 0	AWAY	1- 6	1- 0	3- 2				
3- 0	0- 0	0- 0	NEUTRAL	0- 0	0- 0	3- 0				
10- 5	0- 0	0- 0	NON-CONFERENCE	0- 5	1- 0	9- 0				
3- 0	0- 0	0- 0	HOME	0- 0	0- 0	3- 0				
4- 5	0- 0	0- 0	AWAY	0- 5	1- 0	3- 0				
3- 0	0- 0	0- 0	NEUTRAL	0- 0	0- 0	3- 0				
5- 4	0- 0	0- 0	CONFERENCE	2- 1	0- 0	3- 3				
4- 1	0- 0	0- 0	HOME	1- 0	0- 0	3- 1				
1- 3	0- 0	0- 0	AWAY	1- 1	0- 0	0- 2				
0- 0	0- 0	0- 0	NEUTRAL	0- 0	0- 0	0- 0				

RPI S	Opponent	Score	RPI S	Opponent	Score	RPI S	Opponent	Score	RPI S	Opponent	Score	Team's RPI: 109
						65	A Penn	48 54	122	A Youngstown St.	58 56	
						76	A SFA	57 67	185	N Saint Louis	58 52	
						77	A Princeton	96 86	195	N N.C. A&T	59 49	
						88	A Cincinnati	52 66	199	A Dartmouth	54 56	
						91	H Harvard	65 62	199	H Dartmouth	64 49	
						93	A St. John's (NY)	52 56	226	H Cornell	41 43	
						97	A Northern Ill.	80 89	238	H Columbia	69 61	
						100	A Providence	42 59	255	N Niagara	67 64	
									256	H Colgate	80 61	
									268	A Army West Point	62 51	
									269	A Brown	71 86	
									269	H Brown	84 72	
									276	A Vermont	58 55	
									303	A Wagner	74 41	
									316	H Central Conn. St.	58 46	
									338	H Saint Peter's	72 56	
LAST 12 Division I GAMES:												
195	N N.C. A&T	59 49	65	A Penn	48 54	77	A Princeton	96 86	199	H Dartmouth	64 49	
76	A SFA	57 67	91	H Harvard	65 62	269	H Brown	84 72	269	A Brown	71 86	
255	N Niagara	67 64	269	A Brown	84 72	276	A Vermont	58 55	303	A Wagner	74 41	
199	A Dartmouth	54 56	316	H Central Conn. St.	58 46	338	H Saint Peter's	72 56				
226	H Cornell	41 43										
238	H Columbia	69 61										

Non-Div I Games:

Yale

■ Loss,
■ Non-Conf,
■ S Site,
■ H Home
■ A Away
N Neutral

Average RPI Win:	232	WON-LOST	WINNING	LAST 10	STRENGTH OF	OPP. STRENGTH	TEAM	ADJ.	CONF.	ADJ CONF.
Average RPI Loss:	124	RECORD	PCT. RANK	GAMES	SCHEDULE	OF SCHEDULE	RPI	RPI	RPI	RPI
DIV. I ONLY	18- 7	63	0- 1	267	222	122	122	20	20	
DIV. I NON-CONF.	6- 3	91	0- 0	89	234	73	73	18	18	
TOTALS	RPI 1-25	RPI 26-50	W-L RECORDS	RPI 51-100	RPI 101-150	RPI 150+				
18- 7	0- 0	0- 1	OVERALL	2- 2	2- 2	14- 2				
13- 1	0- 0	0- 0	HOME	2- 0	1- 1	10- 0				
5- 6	0- 0	0- 1	AWAY	0- 2	1- 1	4- 2				
0- 0	0- 0	0- 0	NEUTRAL	0- 0	0- 0	0- 0				
6- 3	0- 0	0- 1	NON-CONFERENCE	0- 1	1- 1	5- 0				
4- 1	0- 0	0- 0	HOME	0- 0	0- 1	4- 0				
2- 2	0- 0	0- 1	AWAY	0- 1	1- 0	1- 0				
0- 0	0- 0	0- 0	NEUTRAL	0- 0	0- 0	0- 0				
12- 4	0- 0	0- 0	CONFERENCE	2- 1	1- 1	9- 2				
9- 0	0- 0	0- 0	HOME	2- 0	1- 0	6- 0				
3- 4	0- 0	0- 0	AWAY	0- 1	0- 1	3- 2				
0- 0	0- 0	0- 0	NEUTRAL	0- 0	0- 0	0- 0				

RPI S	Opponent	Score	RPI S	Opponent	Score	RPI S	Opponent	Score	RPI S	Opponent	Score	Team's RPI: 122
47	A Bucknell	68 73	68	A Green Bay	42 60	109	H Yale	56 58				
			68	H Green Bay	70 59	124	A Pittsburgh	64 55				
			74	H Wright St.	83 68	125	A IUPUI	44 64				
			79	A Kent St.	34 62	125	H IUPUI	70 52				
						160	H Akron	72 61				
						190	A Milwaukee	68 71				
						190	H Milwaukee	67 47				
						209	H Robert Morris	69 59				
						216	H Saint Francis (PA)	80 56				
						241	H Loyola Chicago	74 63				
						251	A Northern Ky.	62 65				
						251	H Northern Ky.	77 66				
						278	H Cleveland St.	73 55				
						287	A Canisius	62 36				
						304	A Oakland	69 55				
						304	H Oakland	76 61				
						334	A Detroit Mercy	85 59				
						334	H Detroit Mercy	91 45				
						339	A UIC	83 59				
						339	H UIC	81 29				
LAST 12 Division I GAMES:												
251	A Northern Ky.	62 65	304	H Oakland	76 61							
190	H Milwaukee	67 47	278	H Cleveland St.	73 55							
68	H Green Bay	70 59	251	H Northern Ky.	77 66							
339	A UIC	83 59	74	H Wright St.	83 68							
125	A IUPUI	44 64	68	A Green Bay	42 60							
334	H Detroit Mercy	91 45	190	A Milwaukee	68 71							

Non-Div I Games: Thiel 76 53 Carlow 90 31

Youngstown St.

Loss, Non-Conf, S Site, H Home A Away N Neutral