

Average RPI Win:	294	WON-LOST	WINNING	LAST 10	STRENGTH OF	OPP. STRENGTH	TEAM	ADJ.	CONF.	ADJ CONF.
Average RPI Loss:	172	RECORD	PCT. RANK	GAMES	SCHEDULE	OF SCHEDULE	RPI	RPI	RPI	RPI
DIV. I ONLY	12- 10	151	7- 3	292	345	224	224	26	26	
DIV. I NON-CONF.	3- 4	209	0- 0	246	349	244	244	26	26	
-----										
TOTALS	RPI 1-25	RPI 26-50	W-L RECORDS	RPI 51-100	RPI 101-999	RPI 201+				
12- 10	0- 0	0- 0	OVERALL	0- 1	12- 9	12- 4				
7- 3	0- 0	0- 0	HOME	0- 1	7- 2	7- 0				
3- 7	0- 0	0- 0	AWAY	0- 0	3- 1	3- 1				
2- 0	0- 0	0- 0	NEUTRAL	0- 0	2- 0	2- 0				
3- 4	0- 0	0- 0	NON-CONFERENCE	0- 1	3- 3	3- 2				
1- 1	0- 0	0- 0	HOME	0- 1	1- 0	1- 0				
0- 3	0- 0	0- 0	AWAY	0- 0	0- 3	0- 2				
2- 0	0- 0	0- 0	NEUTRAL	0- 0	2- 0	2- 0				
9- 6	0- 0	0- 0	CONFERENCE	0- 0	9- 6	9- 2				
6- 2	0- 0	0- 0	HOME	0- 0	6- 2	6- 0				
3- 4	0- 0	0- 0	AWAY	0- 0	3- 4	3- 2				
0- 0	0- 0	0- 0	NEUTRAL	0- 0	0- 0	0- 0				

RPI 1-25				RPI 26-50				RPI 51-100				RPI 101+				Team's RPI: 224
RPI	S	Opponent	Score	RPI	S	Opponent	Score	RPI	S	Opponent	Score	RPI	S	Opponent	Score	
								93	H	Rice	56 67	109	A	SFA	58 59	
												115	A	Lamar University	59 65	
												115	H	Lamar University	31 70	
												125	H	Central Ark.	50 58	
												166	A	UTEP	49 69	
												225	A	Abilene Christian	59 61	
												225	H	Abilene Christian	70 51	
												227	A	New Orleans	49 66	
												227	H	New Orleans	75 68	
												231	A	New Mexico St.	61 70	
												238	H	Nicholls St.	76 55	
												258	N	Prairie View	72 62	
												290	H	Southeastern La.	56 52	
												302	A	Incarnate Word	62 58	
												315	A	UTRGV	53 56	
												315	H	UTRGV	71 41	
												322	H	Houston Baptist	50 49	
												331	A	Northwestern St.	62 56	
												339	A	Sam Houston St.	67 57	
												339	H	Sam Houston St.	62 48	
												342	N	Florida A&M	58 55	
LAST 12 Division I GAMES:																
225	H	Abilene Christian	70 51	290	H	Southeastern La.	56 52									
115	A	Lamar University	59 65	322	H	Houston Baptist	50 49									
109	A	SFA	58 59	225	A	Abilene Christian	59 61									
227	H	New Orleans	75 68	238	H	Nicholls St.	76 55									
339	H	Sam Houston St.	62 48	227	A	New Orleans	49 66									
302	A	Incarnate Word	62 58	339	A	Sam Houston St.	67 57									

Non-Div I Games: Tex. A&M Int'l 53 34 St. Thomas Houston 72 42 McMurry 62 43 Texas Lutheran 87 56 A&M-Corpus Christi



Average RPI Win:	279	WON-LOST	WINNING	LAST 10	STRENGTH OF	OPP. STRENGTH	TEAM	ADJ.	CONF.	ADJ CONF.
Average RPI Loss:	164	RECORD	PCT. RANK	GAMES	SCHEDULE	OF SCHEDULE	RPI	RPI	RPI	RPI

DIV. I ONLY	11- 10	160	4- 6	313	281	225	225	26	26
DIV. I NON-CONF.	2- 4	239	0- 0	117	168	225	225	26	26
TOTALS	RPI 1-25	RPI 26-50	W-L RECORDS	RPI 51-100	RPI 101-999	RPI 201+			
11- 10	0- 0	0- 0	OVERALL	0- 1	11- 9	10- 4			
8- 1	0- 0	0- 0	HOME	0- 1	8- 0	7- 0			
2- 8	0- 0	0- 0	AWAY	0- 0	2- 8	2- 4			
1- 1	0- 0	0- 0	NEUTRAL	0- 0	1- 1	1- 0			
2- 4	0- 0	0- 0	NON-CONFERENCE	0- 1	2- 3	1- 1			
1- 1	0- 0	0- 0	HOME	0- 1	1- 0	0- 0			
0- 2	0- 0	0- 0	AWAY	0- 0	0- 2	0- 1			
1- 1	0- 0	0- 0	NEUTRAL	0- 0	1- 1	1- 0			
9- 6	0- 0	0- 0	CONFERENCE	0- 0	9- 6	9- 3			
7- 0	0- 0	0- 0	HOME	0- 0	7- 0	7- 0			
2- 6	0- 0	0- 0	AWAY	0- 0	2- 6	2- 3			
0- 0	0- 0	0- 0	NEUTRAL	0- 0	0- 0	0- 0			

RPI 1-25	RPI 26-50	RPI 51-100	RPI 101+	Team's RPI: 225
RPI S Opponent Score	RPI S Opponent Score	RPI S Opponent Score	RPI S Opponent Score	Score
		55 H FGCU 55 94	109 A SFA 55 66	
			115 A Lamar University 71 77	
			122 A Arkansas 65 79	
			125 A Central Ark. 45 63	
			135 H Idaho 82 72	
			153 N Radford 65 71	
			205 A SMU 44 65	
			224 A A&M-Corpus Christi 51 70	
			224 H A&M-Corpus Christi 61 59	
			227 H New Orleans 80 70	
			238 A Nicholls St. 60 81	
			279 A McNeese 80 75	
			281 N Old Dominion 74 60	
			290 A Southeastern La. 76 78	
			290 H Southeastern La. 86 80	
			302 H Incarnate Word 58 56	
			322 H Houston Baptist 80 68	
			331 H Northwestern St. 80 41	
			339 A Sam Houston St. 75 72	
			339 H Sam Houston St. 83 65	
LAST 12 Division I GAMES:				
224 A A&M-Corpus Christi 51 70	224 H A&M-Corpus Christi 61 59			
290 A Southeastern La. 76 78	125 A Central Ark. 45 63			
302 H Incarnate Word 58 56	109 A SFA 55 66			
238 A Nicholls St. 60 81	331 H Northwestern St. 80 41			
339 A Sam Houston St. 75 72	322 H Houston Baptist 80 68			
115 A Lamar University 71 77	290 H Southeastern La. 86 80			

Non-Div I Games: Southwest (NM) 91 47 Schreiner 97 48 Howard Payne 88 46 Midwestern St. 88 67 Abilene Christian



Average RPI Win:	276	WON-LOST	WINNING	LAST 10	STRENGTH OF	OPP. STRENGTH	TEAM	ADJ.	CONF.	ADJ CONF.
Average RPI Loss:	150	RECORD	PCT. RANK	GAMES	SCHEDULE	OF SCHEDULE	RPI	RPI	RPI	RPI
DIV. I ONLY	3- 22	332	3- 7	108	189	298	298	16	16	
DIV. I NON-CONF.	0- 10	337	0- 0	98	271	317	317	14	14	
-----										
TOTALS	RPI 1-25	RPI 26-50	W-L RECORDS	RPI 51-100	RPI 101-999	RPI 201+				
3- 22	0- 1	0- 0	OVERALL	0- 5	3- 16	3- 4				
2- 11	0- 1	0- 0	HOME	0- 2	2- 8	2- 1				
1- 11	0- 0	0- 0	AWAY	0- 3	1- 8	1- 3				
0- 0	0- 0	0- 0	NEUTRAL	0- 0	0- 0	0- 0				
0- 10	0- 1	0- 0	NON-CONFERENCE	0- 1	0- 8	0- 2				
0- 5	0- 1	0- 0	HOME	0- 0	0- 4	0- 0				
0- 5	0- 0	0- 0	AWAY	0- 1	0- 4	0- 2				
0- 0	0- 0	0- 0	NEUTRAL	0- 0	0- 0	0- 0				
3- 12	0- 0	0- 0	CONFERENCE	0- 4	3- 8	3- 2				
2- 6	0- 0	0- 0	HOME	0- 2	2- 4	2- 1				
1- 6	0- 0	0- 0	AWAY	0- 2	1- 4	1- 1				
0- 0	0- 0	0- 0	NEUTRAL	0- 0	0- 0	0- 0				

RPI	S	Opponent	Score	RPI	S	Opponent	Score	RPI	S	Opponent	Score	RPI	S	Opponent	Score	Team's RPI: 298
4	H	Louisville	50 62					82	A	Navy	64 71	124	A	Colorado St.	50 61	
								83	A	UNLV	57 69	124	H	Colorado St.	39 40	
								83	H	UNLV	59 67	134	A	Fresno St.	48 64	
								94	A	New Mexico	49 57	134	H	Fresno St.	58 64	
								94	H	New Mexico	59 88	141	A	SIUE	40 76	
												142	H	Colorado	43 68	
												145	A	Boise St.	46 49	
												145	H	Boise St.	47 58	
												158	H	Eastern Wash.	63 65	
												165	H	Army West Point	59 65	
												168	H	Denver	54 75	
												173	A	Weber St.	52 62	
												219	A	Nevada	60 70	
												246	H	San Jose St.	74 75	
												265	A	San Diego St.	56 48	
												265	H	San Diego St.	61 51	
												299	H	Utah St.	57 50	
												307	A	FIU	69 70	
												326	A	Utah Valley	56 59	
LAST 12 Division I GAMES:																
265	A	San Diego St.	56 48	134	A	Fresno St.	48 64									
145	H	Boise St.	47 58	145	A	Boise St.	46 49									
83	H	UNLV	59 67	299	H	Utah St.	57 50									
94	A	New Mexico	49 57	124	H	Colorado St.	39 40									
124	A	Colorado St.	50 61	246	H	San Jose St.	74 75									
265	H	San Diego St.	61 51	83	A	UNLV	57 69									

Non-Div I Games: Colo. Christian 66 68

Air Force

Loss, 
Non-Conf, 
S Site, 
H Home
A Away
N Neutral



Average RPI Win: 231

Average RPI Loss: 74

WON-LOST  
RECORDWINNING  
PCT. RANKLAST 10  
GAMESSTRENGTH OF  
SCHEDULEOPP. STRENGTH  
OF SCHEDULETEAM  
RPIADJ.  
RPICONF.  
RPIADJ CONF.  
RPIDIV. I ONLY  
DIV. I NON-CONF.7- 18  
5- 5283  
1702- 8  
0- 045  
10696  
208215  
179215  
1797  
87  
8

TOTALS

RPI 1-25

RPI 26-50

W-L RECORDS

RPI 51-100

RPI 101-999

RPI 201+

7- 18

0- 3

0- 3

OVERALL

0- 7

7- 5

3- 1

5- 9

0- 2

0- 2

HOME

0- 2

5- 3

3- 1

1- 8

0- 1

0- 1

AWAY

0- 4

1- 2

0- 0

1- 1

0- 0

0- 0

NEUTRAL

0- 1

1- 0

0- 0

5- 5

0- 1

0- 0

NON-CONFERENCE

0- 3

5- 1

3- 0

4- 2

0- 1

0- 0

HOME

0- 1

4- 0

3- 0

0- 2

0- 0

0- 0

AWAY

0- 1

0- 1

0- 0

1- 1

0- 0

0- 0

NEUTRAL

0- 1

1- 0

0- 0

2- 13

0- 2

0- 3

CONFERENCE

0- 4

2- 4

0- 1

1- 7

0- 1

0- 2

HOME

0- 1

1- 3

0- 1

1- 6

0- 1

0- 1

AWAY

0- 3

1- 1

0- 0

0- 0

0- 0

0- 0

NEUTRAL

0- 0

0- 0

0- 0

RPI 1-25

RPI 26-50

RPI 51-100

RPI 101+

Team's RPI: 215

RPI	S	Opponent	Score
15	A	Buffalo	71 85
15	H	Buffalo	66 89
22	H	Maryland	54 75

RPI	S	Opponent	Score
26	H	Central Mich.	86 95
40	A	Ball St.	65 97
40	H	Ball St.	61 74

RPI	S	Opponent	Score
55	H	FGCU	63 82
63	A	Tol edo	54 60
70	A	Duquesne	60 66
73	N	Harvard	63 76
85	A	Mi ami (OH)	67 75
85	H	Mi ami (OH)	50 77
86	A	Ohi o	67 70

RPI	S	Opponent	Score
106	A	Bucknell	52 63
110	A	Western Mich.	60 76
110	H	Western Mich.	51 59
127	H	Northern Ill.	61 84
141	N	SIUE	59 58
159	H	Kent St.	75 60
170	H	Youngstown St.	75 58
200	A	Eastern Mich.	77 65
210	H	Bowling Green	64 66
290	H	Southeastern La.	66 54
314	H	Eastern Ky.	62 45
340	H	Winthrop	69 43

LAST 12 Division I GAMES:

85	H	Mi ami (OH)	50 77	159	H	Kent St.	75 60
15	A	Buffalo	71 85	110	H	Western Mich.	51 59
200	A	Eastern Mich.	77 65	26	H	Central Mich.	86 95
127	H	Northern Ill.	61 84	85	A	Mi ami (OH)	67 75
110	A	Western Mich.	60 76	210	H	Bowling Green	64 66
40	A	Ball St.	65 97	40	H	Ball St.	61 74

Non-Div I Games: Ohio Christian 93 33

Akron

Loss, 
 Non-Conf, S Site, 
 H Home
A Away 
 N Neutral



Average RPI Win:	175	WON-LOST	WINNING	LAST 10	STRENGTH OF	OPP. STRENGTH	TEAM	ADJ.	CONF.	ADJ CONF.
Average RPI Loss:	49	RECORD	PCT. RANK	GAMES	SCHEDULE	OF SCHEDULE	RPI	RPI	RPI	RPI
DIV. I ONLY	17- 11	115	4- 6	72	77	87	87	2	2	
DIV. I NON-CONF.	10- 3	52	0- 0	165	306	81	81	2	2	
-----										
TOTALS	RPI 1-25	RPI 26-50	W-L RECORDS	RPI 51-100	RPI 101-999	RPI 201+				
17- 11	1- 6	1- 1	OVERALL	3- 2	12- 2	7- 0				
11- 5	0- 4	1- 0	HOME	3- 0	7- 1	5- 0				
6- 4	1- 1	0- 0	AWAY	0- 2	5- 1	2- 0				
0- 2	0- 1	0- 1	NEUTRAL	0- 0	0- 0	0- 0				
10- 3	0- 1	0- 1	NON-CONFERENCE	3- 1	7- 0	7- 0				
8- 0	0- 0	0- 0	HOME	3- 0	5- 0	5- 0				
2- 1	0- 0	0- 0	AWAY	0- 1	2- 0	2- 0				
0- 2	0- 1	0- 1	NEUTRAL	0- 0	0- 0	0- 0				
7- 8	1- 5	1- 0	CONFERENCE	0- 1	5- 2	0- 0				
3- 5	0- 4	1- 0	HOME	0- 0	2- 1	0- 0				
4- 3	1- 1	0- 0	AWAY	0- 1	3- 1	0- 0				
0- 0	0- 0	0- 0	NEUTRAL	0- 0	0- 0	0- 0				

RPI 1-25				RPI 26-50				RPI 51-100				Team's RPI: 87				RPI 101+			
RPI	S	Opponent	Score	RPI	S	Opponent	Score	RPI	S	Opponent	Score	RPI	S	Opponent	Score	RPI	S	Opponent	Score
3	A	Mississippi St.	61 75	27	H	LSU	65 51	71	A	TCU	67 88	101	A	Auburn	60 69				
10	A	Tennessee	72 63	49	N	Elon	55 60	92	A	Kentucky	54 79	101	H	Auburn	70 60				
14	H	South Carolina	66 79					97	H	Missouri St.	65 61	122	A	Arkansas	83 76				
17	H	Missouri	56 62					99	H	Utah	65 60	122	H	Arkansas	66 74				
20	H	Texas A&M	54 73					100	H	Jacksonville	75 60	133	H	Vanderbilt	77 75				
21	N	NC State	49 68									156	A	Ole Miss	82 79				
25	H	Georgia	43 49									162	A	Florida	63 54				



Average RPI Win:	319	WON-LOST	WINNING	LAST 10	STRENGTH OF	OPP. STRENGTH	TEAM	ADJ.	CONF.	ADJ CONF.
Average RPI Loss:	223	RECORD	PCT. RANK	GAMES	SCHEDULE	OF SCHEDULE	RPI	RPI	RPI	RPI
DIV. I ONLY	10- 15	227	3- 7	348	344	318	318	32	32	
DIV. I NON-CONF.	5- 6	187	0- 0	305	337	239	239	32	32	
-----										
TOTALS	RPI 1-25	RPI 26-50	W-L RECORDS	RPI 51-100	RPI 101-999	RPI 201+				
10- 15	0- 0	0- 0	OVERALL	0- 2	10- 13	10- 9				
5- 5	0- 0	0- 0	HOME	0- 0	5- 5	5- 4				
5- 9	0- 0	0- 0	AWAY	0- 0	5- 6	5- 5				
0- 1	0- 0	0- 0	NEUTRAL	0- 0	0- 1	0- 0				
5- 6	0- 0	0- 0	NON-CONFERENCE	0- 2	5- 4	5- 2				
2- 1	0- 0	0- 0	HOME	0- 0	2- 1	2- 1				
3- 4	0- 0	0- 0	AWAY	0- 2	3- 2	3- 1				
0- 1	0- 0	0- 0	NEUTRAL	0- 0	0- 1	0- 0				
5- 9	0- 0	0- 0	CONFERENCE	0- 0	5- 9	5- 7				
3- 4	0- 0	0- 0	HOME	0- 0	3- 4	3- 3				
2- 5	0- 0	0- 0	AWAY	0- 0	2- 5	2- 4				
0- 0	0- 0	0- 0	NEUTRAL	0- 0	0- 0	0- 0				

RPI 1-25				RPI 26-50				RPI 51-100				RPI 101+				Team's RPI: 318	
RPI	S	Opponent	Score	RPI	S	Opponent	Score	RPI	S	Opponent	Score	RPI	S	Opponent	Score		
								77	A	UAB	58	85	155	N	Hartford	47	56
								87	A	Al abama	32	90	178	A	Jacksonville St.	33	49
												188	A	Southern U.	62	77	
												188	H	Southern U.	46	58	
												226	A	Grambl ing	49	78	
												240	H	Austin Peay	52	55	
												241	H	Texas Southern	49	55	
												258	H	Prai rie View	48	55	
												260	A	Lipscomb	50	66	
												290	A	Southeastern La.	76	74	
												294	H	Murray St.	71	54	
												295	A	Al corn	52	57	
												295	H	Al corn	74	63	
												306	A	Al abama St.	78	69	
												306	H	Al abama St.	44	55	
												307	A	FIU	58	51	
												308	A	Jackson St.	43	59	
												333	A	Tennessee St.	77	75	
												338	A	Ark. -Pi ne Bl uff	48	57	
												338	H	Ark. -Pi ne Bl uff	52	49	
												341	A	Mi ssi ssi ppi Val .	57	49	
												341	H	Mi ssi ssi ppi Val .	65	48	
												349	H	Evansvi lle	70	56	
LAST 12 Di vi si on I GAMES:																	
188	H	Southern U.	46	58	241	H	Texas Southern	49	55								
295	H	Al corn	74	63	188	A	Southern U.	62	77								
306	H	Al abama St.	44	55	295	A	Al corn	52	57								
341	A	Mi ssi ssi ppi Val .	57	49	306	A	Al abama St.	78	69								
338	A	Ark. -Pi ne Bl uff	48	57	341	H	Mi ssi ssi ppi Val .	65	48								
258	H	Prai rie Vi ew	48	55	338	H	Ark. -Pi ne Bl uff	52	49								

Non-Di v I Games:

Al abama A&amp;M



Average RPI Win:	304	WON-LOST	WINNING	LAST 10	STRENGTH OF	OPP. STRENGTH	TEAM	ADJ.	CONF.	ADJ CONF.
Average RPI Loss:	185	RECORD	PCT. RANK	GAMES	SCHEDULE	OF SCHEDULE	RPI	RPI	RPI	RPI
DIV. I ONLY	7- 17	277	4- 6	273	337	306	306	32	32	
DIV. I NON-CONF.	1- 9	318	0- 0	31	169	254	254	32	32	
-----										
TOTALS	RPI 1-25	RPI 26-50	W-L RECORDS	RPI 51-100	RPI 101-999	RPI 201+				
7- 17	0- 2	0- 1	OVERALL	0- 1	7- 13	6- 8				
5- 5	0- 0	0- 0	HOME	0- 0	5- 5	4- 3				
2- 11	0- 2	0- 1	AWAY	0- 1	2- 7	2- 5				
0- 1	0- 0	0- 0	NEUTRAL	0- 0	0- 1	0- 0				
1- 9	0- 2	0- 1	NON-CONFERENCE	0- 1	1- 5	1- 1				
1- 2	0- 0	0- 0	HOME	0- 0	1- 2	1- 0				
0- 6	0- 2	0- 1	AWAY	0- 1	0- 2	0- 1				
0- 1	0- 0	0- 0	NEUTRAL	0- 0	0- 1	0- 0				
6- 8	0- 0	0- 0	CONFERENCE	0- 0	6- 8	5- 7				
4- 3	0- 0	0- 0	HOME	0- 0	4- 3	3- 3				
2- 5	0- 0	0- 0	AWAY	0- 0	2- 5	2- 4				
0- 0	0- 0	0- 0	NEUTRAL	0- 0	0- 0	0- 0				

RPI 1-25				RPI 26-50				RPI 51-100				RPI 101+ Team's RPI: 306			
RPI	S	Opponent	Score	RPI	S	Opponent	Score	RPI	S	Opponent	Score	RPI	S	Opponent	Score
10	A	Tennessee	51 104	50	A	Miami (FL)	31 79	77	A	UAB	44 61	109	N	SFA	50 77
14	A	South Carolina	31 99									152	H	South Ala.	47 59
												157	A	Samford	39 58
												161	H	Troy	63 93
												188	A	Southern U.	58 66
												188	H	Southern U.	58 56
												203	A	Southern Miss.	35 72
												226	A	Grambling	71 93
												241	H	Texas Southern	39 71
												258	H	Prairie View	70 68
												295	A	Alcorn	41 73
												295	H	Alcorn	57 65
												308	A	Jackson St.	61 70
												318	A	Alabama A&M	55 44
												318	H	Alabama A&M	69 78
												338	A	Ark. -Pine Bluff	53 55
												338	H	Ark. -Pine Bluff	63 54
												341	A	Mississippi Val.	70 62
												341	H	Mississippi Val.	76 41
												343	H	Savannah St.	81 61
-----															
LAST 12 Division I GAMES:															
295	H	Alcorn	57 65	258	H	Prairie View	70 68								
188	H	Southern U.	58 56	295	A	Alcorn	41 73								
318	A	Alabama A&M	55 44	188	A	Southern U.	58 66								
338	A	Ark. -Pine Bluff	53 55	318	H	Alabama A&M	69 78								
341	A	Mississippi Val.	70 62	338	H	Ark. -Pine Bluff	63 54								
241	H	Texas Southern	39 71	341	H	Mississippi Val.	76 41								

Non-Div I Games: Mobile 61 50

Alabama St.

■ Loss, 
 ■ Non-Conf, S Site, 
 ■ Home 
 ■ Away 
 N Neutral



Average RPI Win:	219	WON-LOST	WINNING	LAST 10	STRENGTH OF	OPP. STRENGTH	TEAM	ADJ.	CONF.	ADJ CONF.
Average RPI Loss:	141	RECORD	PCT. RANK	GAMES	SCHEDULE	OF SCHEDULE	RPI	RPI	RPI	RPI
DIV. I ONLY	23- 5	20	8- 2	249	221	79	79	20	20	
DIV. I NON-CONF.	11- 2	22	0- 0	221	158	62	62	24	24	
-----										
TOTALS	RPI 1-25	RPI 26-50	W-L RECORDS	RPI 51-100	RPI 101-999	RPI 201+				
23- 5	0- 1	0- 0	OVERALL	3- 1	20- 3	11- 1				
12- 1	0- 0	0- 0	HOME	3- 1	9- 0	5- 0				
9- 4	0- 1	0- 0	AWAY	0- 0	9- 3	6- 1				
2- 0	0- 0	0- 0	NEUTRAL	0- 0	2- 0	0- 0				
11- 2	0- 1	0- 0	NON-CONFERENCE	2- 1	9- 0	6- 0				
4- 1	0- 0	0- 0	HOME	2- 1	2- 0	2- 0				
5- 1	0- 1	0- 0	AWAY	0- 0	5- 0	4- 0				
2- 0	0- 0	0- 0	NEUTRAL	0- 0	2- 0	0- 0				
12- 3	0- 0	0- 0	CONFERENCE	1- 0	11- 3	5- 1				
8- 0	0- 0	0- 0	HOME	1- 0	7- 0	3- 0				
4- 3	0- 0	0- 0	AWAY	0- 0	4- 3	2- 1				
0- 0	0- 0	0- 0	NEUTRAL	0- 0	0- 0	0- 0				

RPI	S	Opponent	Score	RPI	S	Opponent	Score	RPI	S	Opponent	Score	RPI	S	Opponent	Score
22	A	Maryland	58 91					54	H	St. John's (NY)	66 71	127	N	Northern Ill.	97 91
								60	H	Fordham	59 52	150	A	Binghamton	57 53
								81	H	Maine	68 54	150	H	Binghamton	63 46
								90	H	Dartmouth	76 61	155	A	Hartford	55 70
												155	H	Hartford	66 53
												163	N	Southern Ill.	68 57
												184	A	New Hampshire	68 74
												184	H	New Hampshire	66 53
												186	A	Stony Brook	72 68
												186	H	Stony Brook	64 58
												196	A	Siena	78 63
												237	A	Holy Cross	65 56
												250	H	St. Bonaventure	69 52
												257	A	Manhattan	62 56
												289	A	Vermont	57 62
												289	H	Vermont	67 55
												296	A	Central Conn. St.	72 60
												305	A	Monmouth	68 44
												321	A	UMBC	78 75
												321	H	UMBC	79 45
												334	H	Wagner	89 44
												344	A	UMass Lowell	61 52
												344	H	UMass Lowell	93 60
LAST 12 Division I GAMES:															
150	A	Binghamton	57 53	186	H	Stony Brook	64 58								
321	H	UMBC	79 45	289	H	Vermont	67 55								
155	H	Hartford	66 53	321	A	UMBC	78 75								
289	A	Vermont	57 62	344	A	UMass Lowell	61 52								
344	H	UMass Lowell	93 60	150	H	Binghamton	63 46								
184	A	New Hampshire	68 74	81	H	Maine	68 54								

Non-Div I Games:

Albany (NY)

Loss, 
Non-Conf, 
S Site, 
H Home
A Away 
N Neutral



Average RPI Win: 312  
Average RPI Loss: 217

WON-LOST  
RECORD

WINNING  
PCT. RANK

LAST 10  
GAMES

STRENGTH OF  
SCHEDULE

OPP. STRENGTH  
OF SCHEDULE

TEAM  
RPI

ADJ.  
RPI

CONF.  
RPI

ADJ CONF.  
RPI

DIV. I ONLY	8- 15	256	5- 5	336	349	295	295	32	32
DIV. I NON-CONF.	1- 7	310	0- 0	138	316	270	270	32	32
TOTALS	RPI 1-25	RPI 26-50	W-L RECORDS	RPI 51-100	RPI 101-999	RPI 201+			
8- 15	0- 0	0- 0	OVERALL	0- 0	8- 15	8- 8			
3- 3	0- 0	0- 0	HOME	0- 0	3- 3	3- 3			
5- 10	0- 0	0- 0	AWAY	0- 0	5- 4	5- 2			
0- 2	0- 0	0- 0	NEUTRAL	0- 0	0- 2	0- 0			
1- 7	0- 0	0- 0	NON-CONFERENCE	0- 0	1- 7	1- 1			
0- 0	0- 0	0- 0	HOME	0- 0	0- 0	0- 0			
1- 5	0- 0	0- 0	AWAY	0- 0	1- 5	1- 1			
0- 2	0- 0	0- 0	NEUTRAL	0- 0	0- 2	0- 0			
7- 8	0- 0	0- 0	CONFERENCE	0- 0	7- 8	7- 7			
3- 3	0- 0	0- 0	HOME	0- 0	3- 3	3- 3			
4- 5	0- 0	0- 0	AWAY	0- 0	4- 5	4- 4			
0- 0	0- 0	0- 0	NEUTRAL	0- 0	0- 0	0- 0			

RPI 1-25				RPI 26-50				RPI 51-100				RPI 101+ Team's RPI: 295			
RPI	S	Opponent	Score	RPI	S	Opponent	Score	RPI	S	Opponent	Score	RPI	S	Opponent	Score
												109	N	SFA	79 83
												125	A	Central Ark.	52 75
												137	A	Wichita St.	46 87
												167	A	Louisiana Tech	50 87
												176	A	Louisiana	47 67
												180	N	Oral Roberts	52 76
												188	A	Southern U.	56 64
												203	A	Southern Miss.	67 72
												226	A	Grambling	51 68
												226	H	Grambling	68 75
												241	A	Texas Southern	57 91
												258	A	Prairie View	73 72
												290	A	Southeastern La.	84 77
												306	A	Alabama St.	65 57
												306	H	Alabama St.	73 41
												308	A	Jackson St.	69 94
												308	H	Jackson St.	51 74
												318	A	Alabama A&M	63 74
												318	H	Alabama A&M	57 52
												338	A	Ark.-Pine Bluff	80 77
												338	H	Ark.-Pine Bluff	76 58
												341	A	Mississippi Val.	76 70
												341	H	Mississippi Val.	61 62
LAST 12 Division I GAMES:															
				306	A	Alabama St.	65 57	188	A	Southern U.	56 64				
				318	A	Alabama A&M	63 74	306	H	Alabama St.	73 41				
				338	H	Ark.-Pine Bluff	76 58	318	H	Alabama A&M	57 52				
				341	H	Mississippi Val.	61 62	338	A	Ark.-Pine Bluff	80 77				
				226	A	Grambling	51 68	341	A	Mississippi Val.	76 70				
				308	A	Jackson St.	69 94	226	H	Grambling	68 75				

Non-Di v I Games:      Tougal oo      76   64      Blue Mountain (MS) 76   35      LeMoyne-Owen      81   54

Alcorn

Loss, Non-Conf, S Site, H Home A Away N Neutral



Average RPI Win:	206	WON-LOST	WINNING	LAST 10	STRENGTH OF	OPP. STRENGTH	TEAM	ADJ.	CONF.	ADJ CONF.
Average RPI Loss:	85	RECORD	PCT. RANK	GAMES	SCHEDULE	OF SCHEDULE	RPI	RPI	RPI	RPI
DIV. I ONLY	23- 4	10	10- 0	232	136	58	58	15	15	
DIV. I NON-CONF.	7- 4	102	0- 0	224	84	103	103	18	18	
-----										
TOTALS	RPI 1-25	RPI 26-50	W-L RECORDS	RPI 51-100	RPI 101-999	RPI 201+				
23- 4	0- 1	0- 0	OVERALL	2- 1	21- 2	13- 0				
13- 0	0- 0	0- 0	HOME	2- 0	11- 0	6- 0				
10- 3	0- 0	0- 0	AWAY	0- 1	10- 2	7- 0				
0- 1	0- 1	0- 0	NEUTRAL	0- 0	0- 0	0- 0				
7- 4	0- 1	0- 0	NON-CONFERENCE	1- 1	6- 2	3- 0				
4- 0	0- 0	0- 0	HOME	1- 0	3- 0	1- 0				
3- 3	0- 0	0- 0	AWAY	0- 1	3- 2	2- 0				
0- 1	0- 1	0- 0	NEUTRAL	0- 0	0- 0	0- 0				
16- 0	0- 0	0- 0	CONFERENCE	1- 0	15- 0	10- 0				
9- 0	0- 0	0- 0	HOME	1- 0	8- 0	5- 0				
7- 0	0- 0	0- 0	AWAY	0- 0	7- 0	5- 0				
0- 0	0- 0	0- 0	NEUTRAL	0- 0	0- 0	0- 0				

American

American

RPI 1-25				RPI 26-50				RPI 51-100 Team's RPI: 58				RPI 101+			
RPI	S	Opponent	Score	RPI	S	Opponent	Score	RPI	S	Opponent	Score	RPI	S	Opponent	Score
23	N	Villanova	60 65					82	H	Navy	46 41	102	A	George Mason	53 71
								84	H	Penn St.	75 66	106	H	Bucknell	68 58
								88	A	George Washington	44 61	128	A	Delaware	56 72
												165	A	Army West Point	64 46
												165	H	Army West Point	71 63
												168	H	Denver	66 53
												170	H	Youngstown St.	78 72
												177	A	Tulsa	72 67
												198	A	Lehigh	60 44
												198	H	Lehigh	82 64
												204	A	Boston U.	61 54
												204	H	Boston U.	66 50
												221	A	Lafayette	74 67
												221	H	Lafayette	74 66
												237	A	Holy Cross	68 63
												237	H	Holy Cross	72 57
												242	H	La Salle	66 48
												247	A	Loyola Maryland	71 58
												247	H	Loyola Maryland	69 56
												276	A	Colgate	77 55
												276	H	Colgate	67 44
												289	A	Vermont	64 62
												321	A	UMBC	61 48
LAST 12 Division I GAMES:															
237	H	Holy Cross	72 57	276	H	Colgate	67 44								
221	H	Lafayette	74 66	237	A	Holy Cross	68 63								
204	A	Boston U.	61 54	221	A	Lafayette	74 67								
198	A	Lehigh	60 44	204	H	Boston U.	66 50								
247	H	Loyola Maryland	69 56	198	H	Lehigh	82 64								
165	H	Army West Point	71 63	247	A	Loyola Maryland	71 58								

Non-Div I Games:

American

■ Loss, 
■ Non-Conf, 
■ S Site, 
■ H Home 
■ A Away 
N Neutral



Average RPI Win:	270	WON-LOST	WINNING	LAST 10	STRENGTH OF	OPP. STRENGTH	TEAM	ADJ.	CONF.	ADJ CONF.
Average RPI Loss:	151	RECORD	PCT. RANK	GAMES	SCHEDULE	OF SCHEDULE	RPI	RPI	RPI	RPI
DIV. I ONLY	7- 20	294	2- 8	155	251	272	272	22	22	
DIV. I NON-CONF.	2- 9	295	0- 0	147	185	256	256	23	23	
-----										
TOTALS	RPI 1-25	RPI 26-50	W-L RECORDS	RPI 51-100	RPI 101-999	RPI 201+				
7- 20	0- 0	0- 0	OVERALL	0- 3	7- 17	5- 3				
4- 8	0- 0	0- 0	HOME	0- 2	4- 6	2- 0				
3- 12	0- 0	0- 0	AWAY	0- 0	3- 6	3- 2				
0- 0	0- 0	0- 0	NEUTRAL	0- 0	0- 0	0- 0				
2- 9	0- 0	0- 0	NON-CONFERENCE	0- 3	2- 6	2- 2				
0- 4	0- 0	0- 0	HOME	0- 2	0- 2	0- 0				
2- 5	0- 0	0- 0	AWAY	0- 1	2- 4	2- 2				
0- 0	0- 0	0- 0	NEUTRAL	0- 0	0- 0	0- 0				
5- 11	0- 0	0- 0	CONFERENCE	0- 0	5- 11	3- 1				
4- 4	0- 0	0- 0	HOME	0- 0	4- 4	2- 0				
1- 7	0- 0	0- 0	AWAY	0- 0	1- 7	1- 1				
0- 0	0- 0	0- 0	NEUTRAL	0- 0	0- 0	0- 0				

RPI 1-25				RPI 26-50				RPI 51-100				RPI 101+ Team's RPI: 272			
RPI	S	Opponent	Score	RPI	S	Opponent	Score	RPI	S	Opponent	Score	RPI	S	Opponent	Score
								61	H	Georgia Tech	41 75	103	H	Little Rock	40 52
								77	H	UAB	59 70	116	A	North Carolina	43 56
								95	A	Wake Forest	49 78	120	H	ETSU	57 70
												136	A	Texas St.	50 92
												136	H	Texas St.	54 69
												152	A	South Ala.	52 54
												152	H	South Ala.	57 56
												153	A	Radford	40 61
												161	A	Troy	74 81
												161	H	Troy	64 93
												169	A	UT Arlington	48 49
												169	H	UT Arlington	60 64
												171	H	Davidson	57 59
												176	A	Louisiana	45 61
												199	A	Arkansas St.	52 69
												199	H	Arkansas St.	68 66
												206	A	N.C. A&T	56 81
												217	A	UNC Asheville	60 69
												249	A	Coastal Caro.	68 73
												254	A	Col. of Charleston	76 70
												310	H	Georgia St.	77 62
												316	A	Marshall	56 54
												325	H	Ga. Southern	87 56
												337	A	La. -Monroe	71 67
LAST 12 Division I GAMES:															
199	A	Arkansas St.	52 69	199	H	Arkansas St.	68 66								
161	H	Troy	64 93	103	H	Little Rock	40 52								
152	H	South Ala.	57 56	152	A	South Ala.	52 54								
249	A	Coastal Caro.	68 73	161	A	Troy	74 81								
136	A	Texas St.	50 92	325	H	Ga. Southern	87 56								
169	A	UT Arlington	48 49	310	H	Georgia St.	77 62								

Non-Div I Games:

Appalachian St.



Average RPI	Win: 253	WON-LOST RECORD	WINNING PCT. RANK	LAST 10 GAMES	STRENGTH OF SCHEDULE	OPP. STRENGTH OF SCHEDULE	TEAM RPI	ADJ. RPI	CONF. RPI	ADJ CONF. RPI
Average RPI	Loss: 108									
DIV. I ONLY	6- 21	310	2- 8	164	69	280	280	5	5	
DIV. I NON-CONF.	4- 7	226	0- 0	343	280	336	336	3	3	
-----										
TOTALS	RPI 1-25	RPI 26-50	W-L RECORDS	RPI 51-100	RPI 101-999	RPI 201+				
6- 21	0- 4	0- 6	OVERALL	0- 4	6- 7	4- 5				
5- 8	0- 1	0- 2	HOME	0- 2	5- 3	3- 3				
1- 12	0- 3	0- 4	AWAY	0- 1	1- 4	1- 2				
0- 1	0- 0	0- 0	NEUTRAL	0- 1	0- 0	0- 0				
4- 7	0- 0	0- 0	NON-CONFERENCE	0- 1	4- 6	4- 5				
3- 3	0- 0	0- 0	HOME	0- 0	3- 3	3- 3				
1- 3	0- 0	0- 0	AWAY	0- 0	1- 3	1- 2				
0- 1	0- 0	0- 0	NEUTRAL	0- 1	0- 0	0- 0				
2- 14	0- 4	0- 6	CONFERENCE	0- 3	2- 1	0- 0				
2- 5	0- 1	0- 2	HOME	0- 2	2- 0	0- 0				
0- 9	0- 3	0- 4	AWAY	0- 1	0- 1	0- 0				
0- 0	0- 0	0- 0	NEUTRAL	0- 0	0- 0	0- 0				

RPI 1-25				RPI 26-50				RPI 51-100				RPI 101+ Team's RPI: 280			
RPI	S	Opponent	Score	RPI	S	Opponent	Score	RPI	S	Opponent	Score	RPI	S	Opponent	Score
8	A	Oregon	44 62	37	A	Cal i forni a	39 63	71	N	TCU	59 68	142	A	Col orado	60 79
9	A	UCLA	46 69	37	H	Cal i forni a	51 53	98	H	Washing ton St.	60 78	142	H	Col orado	72 63
13	A	Stanford	42 79	38	A	Oregon St.	48 88	99	A	Utah	55 89	143	A	Loyol a Marymount	70 84
13	H	Stanford	46 61	46	A	Ari zona St.	50 75	99	H	Utah	56 80	189	H	Washing ton	72 70
				46	H	Ari zona St.	45 69					216	A	CSUN	63 66
				48	A	Southern Cal i forni a	52 78					231	H	New Mexico St.	83 44
												235	H	Hawai i	60 65
												265	H	San Diego St.	67 78
												299	A	Utah St.	65 49
												301	A	Northern Ari z.	66 84
												303	H	Long Beach St.	72 80
												320	H	Southern Utah	76 74
												336	H	Iona	71 58
-----															
LAST 12 Di vi si on I GAMES:															
46	H	Ari zona St.	45 69	13	A	Stanford	42 79								
46	A	Ari zona St.	50 75	37	A	Cal i forni a	39 63								
48	A	Southern Cal i forni a	52 78	99	H	Utah	56 80								
9	A	UCLA	46 69	142	H	Col orado	72 63								
189	H	Washing ton	72 70	38	A	Oregon St.	48 88								
98	H	Washing ton St.	60 78	8	A	Oregon	44 62								

Non-Di v I Games:

Ari zona



Average RPI Win:	160	WON-LOST	WINNING	LAST 10	STRENGTH OF	OPP. STRENGTH	TEAM	ADJ.	CONF.	ADJ CONF.
Average RPI Loss:	27	RECORD	PCT. RANK	GAMES	SCHEDULE	OF SCHEDULE	RPI	RPI	RPI	RPI
DIV. I ONLY	19- 9	73	6- 4	68	31	46	46	5	5	
DIV. I NON-CONF.	9- 3	61	0- 0	105	27	53	53	3	3	
-----										
TOTALS	RPI 1-25	RPI 26-50	W-L RECORDS	RPI 51-100	RPI 101-999	RPI 201+				
19- 9	2- 6	2- 2	OVERALL	2- 1	13- 0	7- 0				
13- 1	2- 0	1- 0	HOME	1- 1	9- 0	5- 0				
5- 6	0- 4	1- 2	AWAY	1- 0	3- 0	1- 0				
1- 2	0- 2	0- 0	NEUTRAL	0- 0	1- 0	1- 0				
9- 3	1- 3	0- 0	NON-CONFERENCE	0- 0	8- 0	5- 0				
7- 0	1- 0	0- 0	HOME	0- 0	6- 0	4- 0				
1- 1	0- 1	0- 0	AWAY	0- 0	1- 0	0- 0				
1- 2	0- 2	0- 0	NEUTRAL	0- 0	1- 0	1- 0				
10- 6	1- 3	2- 2	CONFERENCE	2- 1	5- 0	2- 0				
6- 1	1- 0	1- 0	HOME	1- 1	3- 0	1- 0				
4- 5	0- 3	1- 2	AWAY	1- 0	2- 0	1- 0				
0- 0	0- 0	0- 0	NEUTRAL	0- 0	0- 0	0- 0				

RPI 1-25				RPI 26-50				RPI 51-100				RPI 101+			
RPI	S	Opponent	Score	RPI	S	Opponent	Score	RPI	S	Opponent	Score	RPI	S	Opponent	Score
3	N	Mississippi St.	57 65	37	A	Cal i forn i a	57 42	98	H	Washi ngton St.	77 51	122	H	Arkansas	89 43
7	A	Florida St.	66 77	37	H	Cal i forn i a	80 71	99	A	Utah	83 81	134	A	Fresno St.	81 49
8	A	Oregon	64 74	38	A	Oregon St.	54 57	99	H	Utah	56 58	135	H	Idaho	77 33
9	A	UCLA	63 71	48	A	Southern Cal i forn i a	62 77					142	A	Col orado	72 47
13	A	Stanford	50 74									142	H	Col orado	73 59
13	H	Stanford	73 66									189	H	Washi ngton	61 41
15	H	Buffalo	76 57									213	N	Col umbi a	72 48
16	N	Green Bay	48 61									239	H	UC Ri versi de	73 48
												276	H	Col gate	65 54
												280	A	Ari zona	69 45
												280	H	Ari zona	75 50
												288	H	Sacramento St.	106 58
												297	H	UTSA	74 42
LAST 12 Di vi si on I GAMES:															
280	A	Ari zona	69 45	37	A	Cal i forn i a	57 42								
280	H	Ari zona	75 50	13	A	Stanford	50 74								
9	A	UCLA	63 71	142	H	Col orado	73 59								
48	A	Southern Cal i forn i a	62 77	99	H	Utah	56 58								
98	H	Washington St.	77 51	8	A	Oregon	64 74								
189	H	Washi ngton	61 41	38	A	Oregon St.	54 57								



Average RPI Win:	302	WON-LOST	WINNING	LAST 10	STRENGTH OF	OPP. STRENGTH	TEAM	ADJ.	CONF.	ADJ CONF.
Average RPI Loss:	217	RECORD	PCT. RANK	GAMES	SCHEDULE	OF SCHEDULE	RPI	RPI	RPI	RPI
DIV. I ONLY	4- 19	322	3- 7	306	338	338	338	32	32	
DIV. I NON-CONF.	0- 8	337	0- 0	152	90	329	329	32	32	
-----										
TOTALS	RPI 1-25	RPI 26-50	W-L RECORDS	RPI 51-100	RPI 101-999	RPI 201+				
4- 19	0- 1	0- 1	OVERALL	0- 1	4- 16	4- 13				
3- 5	0- 0	0- 0	HOME	0- 0	3- 5	3- 4				
1- 12	0- 0	0- 0	AWAY	0- 0	1- 0	1- 0				
0- 2	0- 0	0- 0	NEUTRAL	0- 0	0- 2	0- 2				
0- 8	0- 1	0- 1	NON-CONFERENCE	0- 1	0- 5	0- 4				
0- 0	0- 0	0- 0	HOME	0- 0	0- 0	0- 0				
0- 6	0- 1	0- 1	AWAY	0- 1	0- 3	0- 2				
0- 2	0- 0	0- 0	NEUTRAL	0- 0	0- 2	0- 2				
4- 11	0- 0	0- 0	CONFERENCE	0- 0	4- 11	4- 9				
3- 5	0- 0	0- 0	HOME	0- 0	3- 5	3- 4				
1- 6	0- 0	0- 0	AWAY	0- 0	1- 6	1- 5				
0- 0	0- 0	0- 0	NEUTRAL	0- 0	0- 0	0- 0				

RPI 1-25				RPI 26-50				RPI 51-100				RPI 101+ Team's RPI: 338			
RPI	S	Opponent	Score	RPI	S	Opponent	Score	RPI	S	Opponent	Score	RPI	S	Opponent	Score
18	A	Iowa	45 85	31	A	Dayton	43 81	62	A	Nebraska	52 73	177	A	Tulsa	37 87
												188	A	Southern U.	46 59
												188	H	Southern U.	52 71
												218	N	Oakland	37 69
												226	H	Grambling	57 66
												230	A	Texas Tech	47 74
												240	A	Austin Peay	61 97
												241	A	Texas Southern	52 58
												241	H	Texas Southern	61 59
												258	A	Prairie View	52 64
												258	H	Prairie View	72 89
												271	N	Towson	44 70
												295	A	Alcorn	58 76
												295	H	Alcorn	77 80
												306	A	Alabama St.	54 63
												306	H	Alabama St.	55 53
												308	H	Jackson St.	54 60
												318	A	Alabama A&M	49 52
												318	H	Alabama A&M	57 48
												341	A	Mississippi Val.	64 59
LAST 12 Division I GAMES:															
241	H	Texas Southern	61 59	308	H	Jackson St.	54 60								
258	H	Prairie View	72 89	226	H	Grambling	57 66								
295	A	Alcorn	58 76	241	A	Texas Southern	52 58								
188	A	Southern U.	46 59	258	A	Prairie View	52 64								
306	H	Alabama St.	55 53	295	H	Alcorn	77 80								
318	H	Alabama A&M	57 48	188	H	Southern U.	52 71								

Non-Div I Games: Tougalo 71 51 Philander Smith 81 73

Ark. -Pine Bluff



Average RPI Win:	182	WON-LOST	WINNING	LAST 10	STRENGTH OF	OPP. STRENGTH	TEAM	ADJ.	CONF.	ADJ CONF.
Average RPI Loss:	61	RECORD	PCT. RANK	GAMES	SCHEDULE	OF SCHEDULE	RPI	RPI	RPI	RPI
DIV. I ONLY	12- 16	217	1- 9	29	71	122	122	2	2	
DIV. I NON-CONF.	9- 4	82	0- 0	154	235	75	75	2	2	
-----										
TOTALS	RPI 1-25	RPI 26-50	W-L RECORDS	RPI 51-100	RPI 101-999	RPI 201+				
12- 16	0- 7	0- 2	OVERALL	1- 4	11- 3	4- 0				
8- 7	0- 3	0- 1	HOME	0- 2	8- 1	3- 0				
3- 9	0- 4	0- 1	AWAY	1- 2	2- 2	0- 0				
1- 0	0- 0	0- 0	NEUTRAL	0- 0	1- 0	1- 0				
9- 4	0- 0	0- 1	NON-CONFERENCE	0- 1	9- 2	4- 0				
7- 0	0- 0	0- 0	HOME	0- 0	7- 0	3- 0				
1- 4	0- 0	0- 1	AWAY	0- 1	1- 2	0- 0				
1- 0	0- 0	0- 0	NEUTRAL	0- 0	1- 0	1- 0				
3- 12	0- 7	0- 1	CONFERENCE	1- 3	2- 1	0- 0				
1- 7	0- 3	0- 1	HOME	0- 2	1- 1	0- 0				
2- 5	0- 4	0- 0	AWAY	1- 1	1- 0	0- 0				
0- 0	0- 0	0- 0	NEUTRAL	0- 0	0- 0	0- 0				

RPI 1-25				RPI 26-50				RPI 51-100				RPI 101+				Team's RPI: 122
RPI	S	Opponent	Score	RPI	S	Opponent	Score	RPI	S	Opponent	Score	RPI	S	Opponent	Score	
3	A	Mississippi St.	69 111	27	H	LSU	57 62	62	A	Nebraska	69 80	101	A	Auburn	68 58	
10	H	Tennessee	85 90	46	A	Arizona St.	43 89	87	A	Alabama	74 66	138	H	Charlotte	73 72	
14	A	South Carolina	42 90					87	H	Alabama	76 83	140	A	Kansas	60 71	
17	A	Missouri	54 88					92	A	Kentucky	57 78	156	H	Ole Miss	73 72	
17	H	Missouri	58 84					92	H	Kentucky	65 76	157	H	Samford	84 63	
20	H	Texas A&M	60 104									162	H	Florida	51 65	
25	A	Georgia	65 78									166	A	UTEP	61 64	
												169	H	UT Arlington	91 57	
												177	H	Tulsa	67 41	
												180	A	Oral Roberts	77 66	
												225	H	Abilene Christian	79 65	
												226	H	Grambling	79 62	
												231	N	New Mexico St.	69 60	
												339	H	Sam Houston St.	65 54	
-----																
LAST 12 Division I GAMES:																
20	H	Texas A&M	60 104	92	H	Kentucky	65 76									
27	H	LSU	57 62	14	A	South Carolina	42 90									
92	A	Kentucky	57 78	17	A	Missouri	54 88									
17	H	Missouri	58 84	162	H	Florida	51 65									
10	H	Tennessee	85 90	101	A	Auburn	68 58									
87	A	Alabama	74 66	25	A	Georgia	65 78									

Non-Div I Games:

Arkansas



Average RPI	Win:	252	WON-LOST	WINNING	LAST 10	STRENGTH OF	OPP. STRENGTH	TEAM	ADJ.	CONF.	ADJ CONF.
Average RPI	Loss:	133	RECORD	PCT. RANK	GAMES	SCHEDULE	OF SCHEDULE	RPI	RPI	RPI	RPI
DIV. I ONLY		14- 12		156	6- 4	277	177	199	199	22	22
DIV. I NON-CONF.		5- 6		187	0- 0	166	75	168	168	23	23
-----											
TOTALS	RPI 1-25		RPI 26-50		W-L RECORDS	RPI 51-100		RPI 101-999		RPI 201+	
14- 12	0- 1		0- 0		OVERALL	0- 2		14- 9		9- 1	
9- 4	0- 0		0- 0		HOME	0- 1		9- 3		6- 0	
5- 8	0- 1		0- 0		AWAY	0- 1		5- 6		3- 1	
0- 0	0- 0		0- 0		NEUTRAL	0- 0		0- 0		0- 0	
5- 6	0- 1		0- 0		NON-CONFERENCE	0- 2		5- 3		2- 0	
4- 1	0- 0		0- 0		HOME	0- 1		4- 0		2- 0	
1- 5	0- 1		0- 0		AWAY	0- 1		1- 3		0- 0	
0- 0	0- 0		0- 0		NEUTRAL	0- 0		0- 0		0- 0	
9- 6	0- 0		0- 0		CONFERENCE	0- 0		9- 6		7- 1	
5- 3	0- 0		0- 0		HOME	0- 0		5- 3		4- 0	
4- 3	0- 0		0- 0		AWAY	0- 0		4- 3		3- 1	
0- 0	0- 0		0- 0		NEUTRAL	0- 0		0- 0		0- 0	

RPI	S	Opponent	Score	RPI	S	Opponent	Score	RPI	S	Opponent	Score	RPI	S	Opponent	Score	Team's RPI: 199
19	A	South Fla.	55 98					51	A	Indiana	51 93	103	A	Little Rock	43 53	
								66	H	Belmont	52 83	103	H	Little Rock	58 64	
												136	H	Texas St.	55 67	
												152	A	South Ala.	75 60	
												156	A	Ole Miss	48 74	
												161	A	Troy	78 95	
												162	A	Florida	70 69	
												166	H	UTEP	76 73	
												169	H	UT Arlington	85 80	
												174	A	Pittsburgh	47 87	
												176	H	Louisiana	75 77	
												177	A	Tulsa	58 68	
												194	H	UT Martin	84 73	
												226	H	Grambling	76 56	
												249	A	Coastal Caro.	70 63	
												272	A	Appalachian St.	66 68	
												272	H	Appalachian St.	69 52	
												310	A	Georgia St.	75 58	
												310	H	Georgia St.	76 63	
												325	A	Ga. Southern	71 62	
												325	H	Ga. Southern	69 48	
												333	H	Tennessee St.	68 62	
												337	H	La.-Monroe	76 62	
-----																
LAST 12 Division I GAMES:																
272	H	Appalachian St.	69 52	272	A	Appalachian St.	66 68									
103	H	Little Rock	58 64	249	A	Coastal Caro.	70 63									
152	A	South Ala.	75 60	103	A	Little Rock	43 53									
161	A	Troy	78 95	169	H	UT Arlington	85 80									
325	H	Ga. Southern	69 48	136	H	Texas St.	55 67									
310	H	Georgia St.	76 63	310	A	Georgia St.	75 58									

Non-Div I Games:

Arkansas St.

■ Loss, 
■ Non-Conf, 
■ S Site, 
■ Home 
■ Away 
N Neutral



Average RPI Win: 229

Average RPI Loss: 143

WON-LOST  
RECORDWINNING  
PCT. RANKLAST 10  
GAMESSTRENGTH OF  
SCHEDULEOPP. STRENGTH  
OF SCHEDULETEAM  
RPIADJ.  
RPICONF.  
RPIADJ CONF.  
RPI

DIV. I ONLY	14- 12	156	6- 4	175	213	165	165	15	15
DIV. I NON-CONF.	6- 4	122	0- 0	213	290	141	141	18	18
-----									
TOTALS	RPI 1-25	RPI 26-50	W-L RECORDS	RPI 51-100	RPI 101-999	RPI 201+			
14- 12	0- 0	0- 1	OVERALL	1- 4	13- 7	10- 4			
8- 5	0- 0	0- 0	HOME	1- 2	7- 3	5- 2			
6- 7	0- 0	0- 1	AWAY	0- 2	6- 4	5- 2			
0- 0	0- 0	0- 0	NEUTRAL	0- 0	0- 0	0- 0			
6- 4	0- 0	0- 1	NON-CONFERENCE	1- 0	5- 3	3- 2			
4- 1	0- 0	0- 0	HOME	1- 0	3- 1	2- 0			
2- 3	0- 0	0- 1	AWAY	0- 0	2- 2	1- 2			
0- 0	0- 0	0- 0	NEUTRAL	0- 0	0- 0	0- 0			
8- 8	0- 0	0- 0	CONFERENCE	0- 4	8- 4	7- 2			
4- 4	0- 0	0- 0	HOME	0- 2	4- 2	3- 2			
4- 4	0- 0	0- 0	AWAY	0- 2	4- 2	4- 0			
0- 0	0- 0	0- 0	NEUTRAL	0- 0	0- 0	0- 0			

RPI 1-25				RPI 26-50				RPI 51-100				RPI 101+ Team's RPI: 165			
RPI	S	Opponent	Score	RPI	S	Opponent	Score	RPI	S	Opponent	Score	RPI	S	Opponent	Score
				30	A	Marquette	53 83	58	A	American	63 71	106	A	Bucknell	36 60
								58	H	American	46 64	119	A	Yale	82 65
								82	A	Navy	44 70	128	H	Delaware	59 70
								82	H	Navy	46 55	150	H	Binghamton	73 61
								90	H	Dartmouth	71 56	198	A	Lehigh	55 59
												198	H	Lehigh	55 50
												204	H	Boston U.	59 60
												221	A	Lafayette	65 60
												221	H	Lafayette	48 39
												237	A	Holy Cross	66 57
												237	H	Holy Cross	62 70
												247	A	Loyola Maryland	69 62
												247	H	Loyola Maryland	62 47
												266	A	St. Francis Brooklyn	52 73
												268	A	Fairleigh Dickinson	56 58
												276	A	Colgate	62 54
												276	H	Colgate	69 49
												285	H	LIU Brooklyn	71 37
												298	A	Air Force	65 59
												335	H	NJIT	79 49
LAST 12 Division I GAMES:															
				276	H	Colgate	69 49	247	H	Loyola Maryland	62 47				
				198	H	Lehigh	55 50	276	A	Colgate	62 54				
				237	A	Holy Cross	66 57	198	A	Lehigh	55 59				
				82	H	Navy	46 55	237	H	Holy Cross	62 70				
				221	H	Lafayette	48 39	82	A	Navy	44 70				
				58	A	American	63 71	221	A	Lafayette	65 60				

Non-Div I Games: St. Joseph's (Brkln) 107 46

Army West Point

■ Loss, 
 ■ Non-Conf, 
 ■ S Site, 
 ■ Home 
 ■ A Away 
 N Neutral



Average RPI Loss: 58

DIV. I ONLY	12- 14	198	3- 7	37	43	101	101	2	2
DIV. I NON-CONF.	8- 3	65	0- 0	210	149	93	93	2	2
TOTALS	RPI 1-25	RPI 26-50	W-L RECORDS	RPI 51-100	RPI 101-999	RPI 201+			
12- 14	0- 7	1- 1	OVERALL	2- 3	9- 3	3- 0			
9- 3	0- 2	1- 0	HOME	1- 0	7- 1	3- 0			
2- 9	0- 5	0- 1	AWAY	1- 3	1- 0	0- 0			
1- 2	0- 0	0- 0	NEUTRAL	0- 0	1- 2	0- 0			
8- 3	0- 0	0- 0	NON-CONFERENCE	1- 1	7- 2	3- 0			
5- 0	0- 0	0- 0	HOME	0- 0	5- 0	3- 0			
2- 1	0- 0	0- 0	AWAY	1- 1	1- 0	0- 0			
1- 2	0- 0	0- 0	NEUTRAL	0- 0	1- 2	0- 0			
4- 11	0- 7	1- 1	CONFERENCE	1- 2	2- 1	0- 0			
4- 3	0- 2	1- 0	HOME	1- 0	2- 1	0- 0			
0- 8	0- 5	0- 1	AWAY	0- 2	0- 0	0- 0			
0- 0	0- 0	0- 0	NEUTRAL	0- 0	0- 0	0- 0			

RPI 1-25				RPI 26-50				RPI 51-100				RPI 101+ Team's RPI: 101			
RPI	S	Opponent	Score	RPI	S	Opponent	Score	RPI	S	Opponent	Score	RPI	S	Opponent	Score
3	A	Mississippi St.	61 82	27	A	LSU	56 59	51	A	Indiana	65 53	112	N	Chattanooga	41 50
10	A	Tennessee	59 70	27	H	LSU	70 62	75	A	Virginia Tech	63 72	121	N	Georgetown	60 40
14	A	South Carolina	63 71					87	A	Alabama	60 70	122	H	Arkansas	58 68
17	H	Missouri	51 59					87	H	Alabama	69 60	133	H	Vanderbilt	63 60
20	A	Texas A&M	59 78					92	A	Kentucky	48 65	162	H	Florida	84 55
20	H	Texas A&M	73 82									167	H	Louisiana Tech	75 59
25	A	Georgia	48 60									176	A	Louisiana	70 60
												187	N	Northwestern	48 49
												188	H	Southern U.	65 47
												206	H	N. C. A&T	63 53
												290	H	Southeastern La.	80 46
												337	H	La.-Monroe	67 41
LAST 12 Division I GAMES:															
3	A	Mississippi St.	61 82	92	A	Kentucky	48 65								
87	A	Alabama	60 70	87	H	Alabama	69 60								
17	H	Missouri	51 59	25	A	Georgia	48 60								
133	H	Vanderbilt	63 60	27	A	LSU	56 59								
27	H	LSU	70 62	122	H	Arkansas	58 68								
20	A	Texas A&M	59 78	14	A	South Carolina	63 71								

Non-Div I Games:	Xavier (LA)	70	44
------------------	-------------	----	----

Auburn

■ Loss, ■ Non-Conf, S Site, H Home A Away N Neutral



Average RPI Win:	291	WON-LOST	WINNING	LAST 10	STRENGTH OF	OPP. STRENGTH	TEAM	ADJ.	CONF.	ADJ CONF.
Average RPI Loss:	166	RECORD	PCT. RANK	GAMES	SCHEDULE	OF SCHEDULE	RPI	RPI	RPI	RPI
DIV. I ONLY	13- 13	171	4- 6	335	278	240	240	25	25	
DIV. I NON-CONF.	5- 4	146	0- 0	325	301	215	215	27	27	
-----										
TOTALS	RPI 1-25	RPI 26-50	W-L RECORDS	RPI 51-100	RPI 101-999	RPI 201+				
13- 13	0- 0	0- 1	OVERALL	0- 1	13- 11	12- 3				
7- 4	0- 0	0- 0	HOME	0- 0	7- 4	6- 0				
6- 9	0- 0	0- 0	AWAY	0- 1	6- 1	6- 0				
0- 0	0- 0	0- 0	NEUTRAL	0- 0	0- 0	0- 0				
5- 4	0- 0	0- 1	NON-CONFERENCE	0- 0	5- 3	5- 1				
2- 1	0- 0	0- 0	HOME	0- 0	2- 1	2- 0				
3- 3	0- 0	0- 1	AWAY	0- 0	3- 2	3- 1				
0- 0	0- 0	0- 0	NEUTRAL	0- 0	0- 0	0- 0				
8- 9	0- 0	0- 0	CONFERENCE	0- 1	8- 8	7- 2				
5- 3	0- 0	0- 0	HOME	0- 0	5- 3	4- 0				
3- 6	0- 0	0- 0	AWAY	0- 1	3- 5	3- 2				
0- 0	0- 0	0- 0	NEUTRAL	0- 0	0- 0	0- 0				

RPI 1-25				RPI 26-50				RPI 51-100				RPI 101+ Team's RPI: 240			
RPI	S	Opponent	Score	RPI	S	Opponent	Score	RPI	S	Opponent	Score	RPI	S	Opponent	Score
				40	A	Ball St.	57 89	66	A	Belmont	75 78	105	A	Butler	54 75
												111	H	Western Ill.	68 81
												141	A	SIUE	55 67
												141	H	SIUE	38 61
												178	A	Jacksonville St.	47 65
												178	H	Jacksonville St.	50 51
												182	H	Morehead St.	59 66
												194	A	UT Martin	66 100
												194	H	UT Martin	69 62
												214	A	Southeast Mo. St.	61 50
												214	H	Southeast Mo. St.	66 65
												222	A	Illinois	47 59
												244	A	Northern Ky.	53 52
												260	A	Lipscomb	71 63
												294	A	Murray St.	65 91
												312	A	Tennessee Tech	59 63
												312	H	Tennessee Tech	53 52
												314	H	Eastern Ky.	59 45
												318	A	Alabama A&M	55 52
												333	A	Tennessee St.	75 59
												338	H	Ark.-Pine Bluff	97 61
												347	A	Eastern Ill.	75 66
												347	H	Eastern Ill.	69 59
												349	H	Evansville	82 73
LAST 12 Division I GAMES:															
				141	A	SIUE	55 67	194	A	UT Martin	66 100				
				178	H	Jacksonville St.	50 51	182	H	Morehead St.	59 66				
				312	H	Tennessee Tech	53 52	314	H	Eastern Ky.	59 45				
				347	A	Eastern Ill.	75 66	66	A	Belmont	75 78				
				294	A	Murray St.	65 91	333	A	Tennessee St.	75 59				
				214	A	Southeast Mo. St.	61 50	178	A	Jacksonville St.	47 65				

Non-Div I Games: Christian Bros. 73 50 Trevecca Nazarene 80 72

Austin Peay

■ Loss, 
 ■ Non-Conf, 
 ■ S Site, 
 ■ Home 
 ■ A Away 
 N Neutral



BYUBYU

BYU



Average RPI Win:	159	WON-LOST	WINNING	LAST 10	STRENGTH OF	OPP. STRENGTH	TEAM	ADJ.	CONF.	ADJ CONF.
Average RPI Loss:	48	RECORD	PCT. RANK	GAMES	SCHEDULE	OF SCHEDULE	RPI	RPI	RPI	RPI
DIV. I ONLY	21- 4	15	8- 2	137	85	40	40	7	7	
DIV. I NON-CONF.	10- 0	1	0- 0	171	89	19	19	8	8	
-----										
TOTALS	RPI 1-25	RPI 26-50	W-L RECORDS	RPI 51-100	RPI 101-999	RPI 201+				
21- 4	0- 1	2- 1	OVERALL	2- 2	17- 0	8- 0				
12- 2	0- 1	1- 1	HOME	2- 0	9- 0	5- 0				
9- 2	0- 0	1- 0	AWAY	0- 2	8- 0	3- 0				
0- 0	0- 0	0- 0	NEUTRAL	0- 0	0- 0	0- 0				
10- 0	0- 0	2- 0	NON-CONFERENCE	1- 0	7- 0	4- 0				
6- 0	0- 0	1- 0	HOME	1- 0	4- 0	3- 0				
4- 0	0- 0	1- 0	AWAY	0- 0	3- 0	1- 0				
0- 0	0- 0	0- 0	NEUTRAL	0- 0	0- 0	0- 0				
11- 4	0- 1	0- 1	CONFERENCE	1- 2	10- 0	4- 0				
6- 2	0- 1	0- 1	HOME	1- 0	5- 0	2- 0				
5- 2	0- 0	0- 0	AWAY	0- 2	5- 0	2- 0				
0- 0	0- 0	0- 0	NEUTRAL	0- 0	0- 0	0- 0				

RPI 1-25				RPI 26-50				Team's RPI: 40				RPI 51-100				RPI 101+			
RPI	S	Opponent	Score	RPI	S	Opponent	Score	RPI	S	Opponent	Score	RPI	S	Opponent	Score	RPI	S	Opponent	Score
15	H	Buffalo	80 84	26	H	Central Mich.	65 69	63	A	Toledo	66 72	105	H	Butler	87 75				
				43	A	Purdue	66 60	85	H	Miami (OH)	86 61	107	A	Cleveland St.	76 64				
				45	H	Western Ky.	93 81	86	A	Ohio	76 80	110	A	Western Mich.	81 71				
								97	H	Missouri St.	70 58	110	H	Western Mich.	85 58				
												127	A	Northern Ill.	72 50				
												127	H	Northern Ill.	81 72				
												133	A	Vanderbilt	88 79				
												159	A	Kent St.	79 58				
												200	H	Eastern Mich.	91 85				
												210	A	Bowling Green	84 73				
												210	H	Bowling Green	82 41				
												214	H	Southeast Mo. St.	69 56				
												215	A	Akron	74 61				
												215	H	Akron	97 65				
												240	H	Austin Peay	89 57				
												260	H	Lipscomb	84 46				
												333	A	Tennessee St.	85 65				
LAST 12 Division I GAMES:																			
110	H	Western Mich.	85 58	127	H	Northern Ill.	81 72	210	H	Bowling Green	82 41	159	A	Kent St.	79 58	63	A	Toledo	66 72
127	A	Northern Ill.	72 50	210	H	Bowling Green	82 41	15	H	Buffalo	80 84	15	A	Akron	74 61	15	H	Buffalo	80 84
110	A	Western Mich.	81 71	159	A	Kent St.	79 58	215	A	Akron	74 61	215	A	Akron	74 61	215	A	Akron	74 61
200	H	Eastern Mich.	91 85	63	A	Toledo	66 72	215	A	Akron	74 61	215	A	Akron	74 61	215	A	Akron	74 61
86	A	Ohio	76 80	15	H	Buffalo	80 84	215	A	Akron	74 61	215	A	Akron	74 61	215	A	Akron	74 61
215	H	Akron	97 65	215	A	Akron	74 61	215	A	Akron	74 61	215	A	Akron	74 61	215	A	Akron	74 61

Non-Div I Games: Oakland City 126 55

Ball St.



Average RPI Win: 115	WON-LOST RECORD	WINNING PCT. RANK	LAST 10 GAMES	STRENGTH OF SCHEDULE	OPP. STRENGTH OF SCHEDULE	TEAM RPI	ADJ. RPI	CONF. RPI	ADJ CONF. RPI
Average RPI Loss: 9									
DIV. I ONLY	26- 1	3	10- 0	44	16	5	5	4	4
DIV. I NON-CONF.	10- 1	15	0- 0	78	67	13	13	5	5
-----									
TOTALS	RPI 1-25	RPI 26-50	W-L RECORDS	RPI 51-100	RPI 101-999	RPI 201+			
26- 1	5- 1	0- 0	OVERALL	9- 0	12- 0	5- 0			
15- 0	3- 0	0- 0	HOME	4- 0	8- 0	3- 0			
9- 1	2- 1	0- 0	AWAY	3- 0	4- 0	2- 0			
2- 0	0- 0	0- 0	NEUTRAL	2- 0	0- 0	0- 0			
10- 1	1- 1	0- 0	NON-CONFERENCE	3- 0	6- 0	3- 0			
7- 0	1- 0	0- 0	HOME	1- 0	5- 0	2- 0			
1- 1	0- 1	0- 0	AWAY	0- 0	1- 0	1- 0			
2- 0	0- 0	0- 0	NEUTRAL	2- 0	0- 0	0- 0			
16- 0	4- 0	0- 0	CONFERENCE	6- 0	6- 0	2- 0			
8- 0	2- 0	0- 0	HOME	3- 0	3- 0	1- 0			
8- 0	2- 0	0- 0	AWAY	3- 0	3- 0	1- 0			
0- 0	0- 0	0- 0	NEUTRAL	0- 0	0- 0	0- 0			

RPI 1-25	Team's RPI: 5	RPI 26-50	RPI 51-100	RPI 101+
RPI S Opponent Score	RPI S Opponent Score	RPI S Opponent Score	RPI S Opponent Score	RPI S Opponent Score
9 A UCLA 68 82		61 N Georgi a Tech 80 57	115 H Lamar Universi ty 121 62	
11 A Texas 93 87		64 A West Vi rgi ni a 83 72	118 A Iowa St. 79 50	
11 H Texas 81 56		68 A Oklahoma St. 87 45	118 H Iowa St. 89 49	
13 H Stanford 81 57		68 H Oklahoma St. 77 64	125 H Central Ark. 86 55	
24 A Okl ahoma 74 52		71 H TCU 83 63	140 A Kansas 83 48	
24 H Okl ahoma 74 65		91 A Kansas St. 88 58	140 H Kansas 88 51	
		91 H Kansas St. 75 50	172 H North Dakota 105 43	
		92 H Kentucky 90 63	230 A Texas Tech 90 44	
		97 N Missouri St. 100 58	230 H Texas Tech 97 49	
			238 A Ni chol l s St. 85 43	
			279 H McNeese 95 34	
			311 H Coppin St. 100 54	
LAST 12 Division I GAMES:				
11 A Texas 93 87	68 H Okl ahoma St. 77 64			
140 H Kansas 88 51	64 A West Vi rgi ni a 83 72			
68 A Oklahoma St. 87 45	11 H Texas 81 56			
71 H TCU 83 63	91 H Kansas St. 75 50			
24 H Okl ahoma 74 65	118 A Iowa St. 79 50			
230 A Texas Tech 90 44	24 A Okl ahoma 74 52			

Non-Di v I Games:

Bayl or



B  
e  
l  
m  
o  
n  
t

Belmont				Through Games Of Feb. 22, 2018						
Average RPI Win:	224	WON-LOST	WINNING	LAST 10	STRENGTH OF	OPP. STRENGTH	TEAM	ADJ.	CONF.	ADJ CONF.
Average RPI Loss:	48	RECORD	PCT. RANK	GAMES	SCHEDULE	OF SCHEDULE	RPI	RPI	RPI	RPI
DIV. I ONLY	26- 3	7	10- 0	253	206	66	66	25	25	
DIV. I NON-CONF.	9- 3	61	0- 0	162	38	60	60	27	27	
-----										
TOTALS	RPI 1-25	RPI 26-50	W-L RECORDS	RPI 51-100	RPI 101-999	RPI 201+				
26- 3	0- 2	1- 0	OVERALL	1- 0	24- 1	13- 0				
11- 1	0- 0	0- 0	HOME	0- 0	11- 1	7- 0				
13- 1	0- 0	0- 0	AWAY	0- 0	13- 0	6- 0				
2- 1	0- 1	1- 0	NEUTRAL	1- 0	0- 0	0- 0				
9- 3	0- 2	1- 0	NON-CONFERENCE	1- 0	7- 1	3- 0				
3- 1	0- 0	0- 0	HOME	0- 0	3- 1	2- 0				
4- 1	0- 1	0- 0	AWAY	0- 0	4- 0	1- 0				
2- 1	0- 1	1- 0	NEUTRAL	1- 0	0- 0	0- 0				
17- 0	0- 0	0- 0	CONFERENCE	0- 0	17- 0	10- 0				
8- 0	0- 0	0- 0	HOME	0- 0	8- 0	5- 0				
9- 0	0- 0	0- 0	AWAY	0- 0	9- 0	5- 0				
0- 0	0- 0	0- 0	NEUTRAL	0- 0	0- 0	0- 0				

RPI 1-25				RPI 26-50				RPI 51-100 Team's RPI: 66				RPI 101+			
RPI S	Opponent	Score		RPI S	Opponent	Score		RPI S	Opponent	Score		RPI S	Opponent	Score	
13 N	Stanford	53	74	44 N	Gonzaga	71 63		55 N	FGCU	75 65		108 H	Wright St.	81	91
24 A	Oklahoma	73	96									133 A	Vanderbilt	111	74
												141 A	SIUE	72	55
												141 H	SIUE	86	64
												157 H	Samford	83	46
												177 A	Tulsa	90	65
												178 A	Jacksonville St.	66	35
												178 H	Jacksonville St.	71	55
												182 A	Morehead St.	83	62
												182 H	Morehead St.	80	56
												194 A	UT Martin	65	63
												199 A	Arkansas St.	83	52
												214 A	Southeast Mo. St.	67	57
												240 H	Austin Peay	78	75
												256 H	Presbyterian	90	48
												260 A	Lipscomb	91	59
												294 H	Murray St.	70	65
												312 A	Tennessee Tech	68	60
												312 H	Tennessee Tech	78	59
												314 A	Eastern Ky.	77	55
												314 H	Eastern Ky.	95	62
												329 H	Fort Wayne	74	42
												333 A	Tennessee St.	87	70
												347 A	Eastern Ill.	86	58
												347 H	Eastern Ill.	59	37
-----															
LAST 12 Division I GAMES:															
178 A	Jacksonville St.	66	35	314 A	Eastern Ky.	77	55								
182 H	Morehead St.	80	56	141 H	SIUE	86	64								
314 H	Eastern Ky.	95	62	347 H	Eastern Ill.	59	37								
312 A	Tennessee Tech	68	60	240 H	Austin Peay	78	75								
333 A	Tennessee St.	87	70	294 H	Murray St.	70	65								
182 A	Morehead St.	83	62	347 A	Eastern Ill.	86	58								

Non-Div I Games: Trevecca Nazarene 97 39

Belmont



Average RPI Win:	263	WON-LOST	WINNING	LAST 10	STRENGTH OF	OPP. STRENGTH	TEAM	ADJ.	CONF.	ADJ CONF.
Average RPI Loss:	173	RECORD	PCT. RANK	GAMES	SCHEDULE	OF SCHEDULE	RPI	RPI	RPI	RPI
DIV. I ONLY	19- 4	18	10- 0	302	340	114	114	30	30	
DIV. I NON-CONF.	6- 4	122	0- 0	197	332	165	165	30	30	
-----										
TOTALS	RPI 1-25	RPI 26-50	W-L RECORDS	RPI 51-100	RPI 101-999	RPI 201+				
19- 4	0- 0	0- 1	OVERALL	0- 1	19- 2	17- 2				
9- 2	0- 0	0- 0	HOME	0- 1	9- 1	8- 1				
8- 2	0- 0	0- 1	AWAY	0- 0	8- 1	8- 1				
2- 0	0- 0	0- 0	NEUTRAL	0- 0	2- 0	1- 0				
6- 4	0- 0	0- 1	NON-CONFERENCE	0- 1	6- 2	4- 2				
3- 2	0- 0	0- 0	HOME	0- 1	3- 1	2- 1				
1- 2	0- 0	0- 1	AWAY	0- 0	1- 1	1- 1				
2- 0	0- 0	0- 0	NEUTRAL	0- 0	2- 0	1- 0				
13- 0	0- 0	0- 0	CONFERENCE	0- 0	13- 0	13- 0				
6- 0	0- 0	0- 0	HOME	0- 0	6- 0	6- 0				
7- 0	0- 0	0- 0	AWAY	0- 0	7- 0	7- 0				
0- 0	0- 0	0- 0	NEUTRAL	0- 0	0- 0	0- 0				

RPI 1-25				RPI 26-50				RPI 51-100				RPI 101+				Team's RPI: 114
RPI	S	Opponent	Score	RPI	S	Opponent	Score	RPI	S	Opponent	Score	RPI	S	Opponent	Score	
				50	A	Miami (FL)	39 85	100	H	Jacksonville	58 68	136	N	Texas St.	62 56	
												188	H	Southern U.	68 56	
												207	A	Hampton	61 56	
												211	A	Norfolk St.	58 51	
												211	H	Norfolk St.	60 45	
												212	N	Richmond	63 50	
												251	A	North Florida	63 70	
												255	H	Grand Canyon	69 60	
												258	H	Prairie View	77 52	
												259	A	Morgan St.	64 57	
												263	A	Howard	59 55	
												274	A	UMES	55 48	
												274	H	UMES	73 61	
												290	H	Southeastern La.	58 60	
												307	A	FIU	77 59	
												311	A	Coppin St.	75 63	
												311	H	Coppin St.	64 38	
												319	H	South Carolina St.	68 50	
												330	H	N.C. Central	57 47	
												332	A	Delaware St.	68 60	
												342	H	Florida A&M	44 42	
-----																
LAST 12 Division I GAMES:																
				259	A	Morgan St.	64 57	207	A	Hampton	61 56					
				311	A	Coppin St.	75 63	211	A	Norfolk St.	58 51					
				330	H	N.C. Central	57 47	332	A	Delaware St.	68 60					
				274	H	UMES	73 61	342	H	Florida A&M	44 42					
				211	H	Norfolk St.	60 45	274	A	UMES	55 48					
				311	H	Coppin St.	64 38	263	A	Howard	59 55					

Non-Div I Games: Edward Waters 101 60 Palm Beach Atl. 61 48

Bethune-Cookman

Loss, Non-Conf, S Site, H Home A Away N Neutral



Average RPI Win: 246		WON-LOST RECORD	WINNING PCT. RANK	LAST 10 GAMES	STRENGTH OF SCHEDULE	OPP. STRENGTH OF SCHEDULE	TEAM RPI	ADJ. RPI	CONF. RPI	ADJ CONF. RPI
Average RPI Loss: 131										
DIV. I ONLY		18- 9	79	8- 2	274	248	150	150	20	20
DIV. I NON-CONF.		8- 4	87	0- 0	291	255	146	146	24	24
TOTALS		RPI 1-25	RPI 26-50	W-L RECORDS	RPI 51-100	RPI 101-999	RPI 201+			
18- 9	0- 0		0- 0	OVERALL	3- 3	15- 6	12- 0			
7- 5	0- 0		0- 0	HOME	2- 2	5- 3	4- 0			
10- 3	0- 0		0- 0	AWAY	1- 1	9- 2	7- 0			
1- 1	0- 0		0- 0	NEUTRAL	0- 0	1- 1	1- 0			
8- 4	0- 0		0- 0	NON-CONFERENCE	2- 0	6- 4	6- 0			
3- 1	0- 0		0- 0	HOME	2- 0	1- 1	1- 0			
4- 2	0- 0		0- 0	AWAY	0- 0	4- 2	4- 0			
1- 1	0- 0		0- 0	NEUTRAL	0- 0	1- 1	1- 0			
10- 5	0- 0		0- 0	CONFERENCE	1- 3	9- 2	6- 0			
4- 4	0- 0		0- 0	HOME	0- 2	4- 2	3- 0			
6- 1	0- 0		0- 0	AWAY	1- 1	5- 0	3- 0			
0- 0	0- 0		0- 0	NEUTRAL	0- 0	0- 0	0- 0			

RPI 1-25				RPI 26-50				RPI 51-100				RPI 101+ Team's RPI: 150			
RPI	S	Opponent	Score	RPI	S	Opponent	Score	RPI	S	Opponent	Score	RPI	S	Opponent	Score
								74	H	Penn	77 72	106	A	Bucknell I	59 64
								79	A	Al bany (NY)	46 63	119	H	Yale	69 73
								79	H	Al bany (NY)	53 57	155	H	Hartford	64 59
								81	A	Maine	66 62	165	A	Army West Point	61 73
								81	H	Maine	38 61	177	N	Tulsa	55 60
								90	H	Dartmouth	80 64	184	A	New Hampshire	54 52
												184	H	New Hampshire	61 63
												186	A	Stony Brook	69 64
												186	H	Stony Brook	59 67
												267	A	Cornell I	66 58
												274	N	UMES	68 51
												275	A	Rider	76 54
												286	A	Bryant	55 47
												289	A	Vermont	62 48
												289	H	Vermont	52 38
												320	A	Southern Utah	72 66
												321	A	UMBC	68 53
												321	H	UMBC	81 51
												335	H	NJIT	67 36
												344	A	UMass Lowell I	76 46
												344	H	UMass Lowell I	52 38
LAST 12 Division I GAMES:															
								79	H	Al bany (NY)	53 57	289	A	Vermont	62 48
								344	H	UMass Lowell I	52 38	184	A	New Hampshire	54 52
								289	H	Vermont	52 38	321	H	UMBC	81 51
								321	A	UMBC	68 53	344	A	UMass Lowell I	76 46
								186	A	Stony Brook	69 64	186	H	Stony Brook	59 67
								81	H	Maine	38 61	79	A	Al bany (NY)	46 63

Non-Div I Games: SUNY Cortland 90 36

Bi nghamton

■ Loss, ■ Non-Conf, S Site, H Home A Away N Neutral



Average RPI Win:	204
Average RPI Loss:	146

DIV. I ONLY	16- 9	96	8- 2	247	112	145	145	16	16
DIV. I NON-CONF.	4- 5	202	0- 0	288	124	259	259	14	14
TOTALS	RPI 1-25	RPI 26-50	W-L RECORDS	RPI 51-100	RPI 101-999	RPI 201+			
16- 9	0- 0	0- 0	OVERALL	2- 5	14- 4	8- 2			
8- 5	0- 0	0- 0	HOME	2- 3	6- 2	2- 1			
8- 2	0- 0	0- 0	AWAY	0- 2	8- 0	6- 0			
0- 2	0- 0	0- 0	NEUTRAL	0- 0	0- 2	0- 1			
4- 5	0- 0	0- 0	NON-CONFERENCE	0- 2	4- 3	1- 1			
2- 3	0- 0	0- 0	HOME	0- 2	2- 1	0- 0			
2- 0	0- 0	0- 0	AWAY	0- 0	2- 0	1- 0			
0- 2	0- 0	0- 0	NEUTRAL	0- 0	0- 2	0- 1			
12- 4	0- 0	0- 0	CONFERENCE	2- 3	10- 1	7- 1			
6- 2	0- 0	0- 0	HOME	2- 1	4- 1	2- 1			
6- 2	0- 0	0- 0	AWAY	0- 2	6- 0	5- 0			
0- 0	0- 0	0- 0	NEUTRAL	0- 0	0- 0	0- 0			

RPI 1-25				RPI 26-50				RPI 51-100				RPI 101+ Team's RPI: 145			
RPI	S	Opponent	Score	RPI	S	Opponent	Score	RPI	S	Opponent	Score	RPI	S	Opponent	Score
								65	H	Wyoming	51 66	123	H	Saint Francis (PA)	87 59
								76	H	Saint Mary's (CA)	72 74	124	A	Colorado St.	62 58
								83	A	UNLV	54 77	124	H	Colorado St.	55 49
								83	H	UNLV	69 60	134	H	Fresno St.	75 66
								94	A	New Mexico	83 100	158	A	Eastern Wash.	61 57
								94	H	New Mexico	91 85	179	N	San Diego	52 72
								98	H	Washington St.	53 61	189	H	Washington	85 62
												201	H	CSU Bakersfield	59 65
												219	A	Nevada	63 55
												219	H	Nevada	68 72
												246	A	San Jose St.	112 80
												265	A	San Diego St.	86 70
												298	A	Air Force	58 47
												298	H	Air Force	49 46
												299	A	Utah St.	64 42
												299	H	Utah St.	68 60
												301	N	Northern Ari z.	60 62
												317	A	Portland	73 47
LAST 12 Division I GAMES:															
								124	H	Colorado St.	55 49				
								298	A	Air Force	58 47				
								219	A	Nevada	63 55				
								299	H	Utah St.	68 60				
								94	H	New Mexico	91 85				
								83	A	UNLV	54 77				
												298	H	Air Force	49 46
												246	A	San Jose St.	112 80
												219	H	Nevada	68 72
												299	A	Utah St.	64 42
												265	A	San Diego St.	86 70
												134	H	Fresno St.	75 66

Boi se St.



Average RPI Win: 159

Average RPI Loss: 83

WON-LOST  
RECORDWINNING  
PCT. RANKLAST 10  
GAMESSTRENGTH OF  
SCHEDULEOPP. STRENGTH  
OF SCHEDULETEAM  
RPIADJ.  
RPICONF.  
RPIADJ CONF.  
RPI

DIV. I ONLY	7- 21	300	1- 9	22	42	191	191	1	1
DIV. I NON-CONF.	5- 8	220	0- 0	134	186	218	218	1	1
TOTALS	RPI 1-25	RPI 26-50	W-L RECORDS	RPI 51-100	RPI 101-999	RPI 201+			
7- 21	0- 6	0- 4	OVERALL	2- 5	5- 6	2- 4			
6- 9	0- 2	0- 3	HOME	2- 2	4- 2	1- 1			
1- 12	0- 4	0- 1	AWAY	0- 3	1- 3	1- 2			
0- 0	0- 0	0- 0	NEUTRAL	0- 0	0- 0	0- 0			
5- 8	0- 0	0- 1	NON-CONFERENCE	2- 2	3- 5	2- 4			
4- 3	0- 0	0- 0	HOME	2- 1	2- 2	1- 1			
1- 5	0- 0	0- 1	AWAY	0- 1	1- 3	1- 3			
0- 0	0- 0	0- 0	NEUTRAL	0- 0	0- 0	0- 0			
2- 13	0- 6	0- 3	CONFERENCE	0- 3	2- 1	0- 0			
2- 6	0- 2	0- 3	HOME	0- 1	2- 0	0- 0			
0- 7	0- 4	0- 0	AWAY	0- 2	0- 1	0- 0			
0- 0	0- 0	0- 0	NEUTRAL	0- 0	0- 0	0- 0			

RPI 1-25				RPI 26-50				RPI 51-100				RPI 101+				Team's RPI: 191
RPI	S	Opponent	Score	RPI	S	Opponent	Score	RPI	S	Opponent	Score	RPI	S	Opponent	Score	
1	A	Notre Dame	60 89	29	H	Syracuse	57 75	56	H	Houston	79 74	104	H	Seton Hall	53 73	
1	H	Notre Dame	55 89	34	H	Virginia	57 68	60	H	Fordham	55 52	116	H	North Carolina	77 64	
4	H	Louisville	52 87	47	A	Minnesota	68 78	61	A	Georgia Tech	43 67	154	A	Clemson	61 65	
7	A	Florida St.	39 67	50	H	Miami (FL)	43 65	75	A	Virginia Tech	58 89	174	H	Pittsburgh	72 61	
12	A	Duke	50 75					81	H	Maine	40 61	184	H	New Hampshire	64 55	
21	A	NC State	54 72					90	A	Dartmouth	57 68	204	A	Boston U.	57 61	
								95	H	Wake Forest	59 67	208	A	Providence	55 63	
												213	A	Columbia	60 68	
												237	A	Holy Cross	70 61	
												253	H	Fairfield	58 66	
												286	H	Bryant	65 42	
LAST 12 Division I GAMES:																
7	A	Florida St.	39 67	95	H	Wake Forest	59 67									
1	H	Notre Dame	55 89	29	H	Syracuse	57 75									
4	H	Louisville	52 87	12	A	Duke	50 75									
174	H	Pittsburgh	72 61	50	H	Miami (FL)	43 65									
61	A	Georgia Tech	43 67	154	A	Clemson	61 65									
21	A	NC State	54 72	1	A	Notre Dame	60 89									

Non-Div I Games:

Boston College



Average RPI Win: 223	WON-LOST RECORD	WINNING PCT. RANK	LAST 10 GAMES	STRENGTH OF SCHEDULE	OPP. STRENGTH OF SCHEDULE	TEAM RPI	ADJ. RPI	CONF. RPI	ADJ. CONF. RPI
Average RPI Loss: 137									
DIV. I ONLY	10- 16	235	2- 8	136	194	204	204	15	15
DIV. I NON-CONF.	5- 5	170	0- 0	159	188	140	140	18	18
-----									
TOTALS	RPI 1-25	RPI 26-50	W-L RECORDS	RPI 51-100	RPI 101-999	RPI 201+			
10- 16	0- 0	0- 0	OVERALL	0- 6	10- 10	6- 3			
4- 8	0- 0	0- 0	HOME	0- 3	4- 5	2- 2			
6- 8	0- 0	0- 0	AWAY	0- 3	6- 5	4- 1			
0- 0	0- 0	0- 0	NEUTRAL	0- 0	0- 0	0- 0			
5- 5	0- 0	0- 0	NON-CONFERENCE	0- 2	5- 3	2- 0			
2- 2	0- 0	0- 0	HOME	0- 1	2- 1	0- 0			
3- 3	0- 0	0- 0	AWAY	0- 1	3- 2	2- 0			
0- 0	0- 0	0- 0	NEUTRAL	0- 0	0- 0	0- 0			
5- 11	0- 0	0- 0	CONFERENCE	0- 4	5- 7	4- 3			
2- 6	0- 0	0- 0	HOME	0- 2	2- 4	2- 2			
3- 5	0- 0	0- 0	AWAY	0- 2	3- 3	2- 1			
0- 0	0- 0	0- 0	NEUTRAL	0- 0	0- 0	0- 0			

RPI 1-25				RPI 26-50				RPI 51-100				RPI 101+				Team's RPI: 204	
RPI	S	Opponent	Score	RPI	S	Opponent	Score	RPI	S	Opponent	Score	RPI	S	Opponent	Score		
								52	H	UCF	32 47	106	A	Bucknel I	57 67		
								58	A	Ameri can	50 66	106	H	Bucknel I	58 63		
								58	H	Ameri can	54 61	128	A	Del aware	85 79		
								73	A	Harvard	70 80	139	H	Northeastern	74 73		
								82	A	Navy	48 59	149	A	Brown	68 92		
								82	H	Navy	59 64	160	H	Marist	52 80		
												165	A	Army West Point	60 59		
												184	A	New Hampshire	57 72		
												191	H	Boston College	61 57		
												198	A	Lehi gh	58 74		
												198	H	Lehigh	56 65		
												221	A	Lafayette	41 44		
												221	H	Lafayette	45 47		
												237	A	Hol y Cross	64 58		
												237	H	Hol y Cross	57 60		
												247	H	Loyol a Maryl and	75 56		
												276	A	Col gate	62 49		
												276	H	Col gate	66 64		
												286	A	Bryant	78 61		
												289	A	Vermont	57 41		
LAST 12 Division I GAMES:																	
				221	A	Lafayette	41 44	106	A	Bucknel I	57 67						
				82	A	Navy	48 59	221	H	Lafayette	45 47						
				58	H	Ameri can	54 61	82	H	Navy	59 64						
				237	A	Hol y Cross	64 58	58	A	Ameri can	50 66						
				276	H	Col gate	66 64	237	H	Hol y Cross	57 60						
				198	H	Lehi gh	56 65	276	A	Col gate	62 49						



Average RPI Win:	233	WON-LOST	WINNING	LAST 10	STRENGTH OF	OPP. STRENGTH	TEAM	ADJ.	CONF.	ADJ CONF.
Average RPI Loss:	99	RECORD	PCT. RANK	GAMES	SCHEDULE	OF SCHEDULE	RPI	RPI	RPI	RPI
DIV. I ONLY	9- 16	245	1- 9	121	106	210	210	7	7	
DIV. I NON-CONF.	7- 3	74	0- 0	229	324	115	115	8	8	
-----										
TOTALS	RPI 1-25	RPI 26-50	W-L RECORDS	RPI 51-100	RPI 101-999	RPI 201+				
9- 16	0- 1	0- 4	OVERALL	0- 4	9- 7	7- 1				
4- 8	0- 1	0- 1	HOME	0- 3	4- 3	3- 1				
3- 8	0- 0	0- 3	AWAY	0- 1	3- 4	2- 0				
2- 0	0- 0	0- 0	NEUTRAL	0- 0	2- 0	2- 0				
7- 3	0- 0	0- 1	NON-CONFERENCE	0- 0	7- 2	6- 1				
3- 1	0- 0	0- 0	HOME	0- 0	3- 1	3- 1				
2- 2	0- 0	0- 1	AWAY	0- 0	2- 1	1- 0				
2- 0	0- 0	0- 0	NEUTRAL	0- 0	2- 0	2- 0				
2- 13	0- 1	0- 3	CONFERENCE	0- 4	2- 5	1- 0				
1- 7	0- 1	0- 1	HOME	0- 3	1- 2	0- 0				
1- 6	0- 0	0- 2	AWAY	0- 1	1- 3	1- 0				
0- 0	0- 0	0- 0	NEUTRAL	0- 0	0- 0	0- 0				

RPI	S	Opponent	Score	RPI	S	Opponent	Score	RPI	S	Opponent	Score	RPI	S	Opponent	Score	Team's RPI: 210
15	H	Buffalo	67 88	26	A	Central Mich.	54 90	63	H	Toledo	67 77	110	A	Western Mich.	58 67	
				32	A	South Dakota St.	44 76	85	H	Miami (OH)	62 66	110	H	Western Mich.	67 81	
				40	A	Ball St.	41 82	86	A	Ohio	58 69	126	A	Cincinnati	51 75	
				40	H	Ball St.	73 84	86	H	Ohio	63 70	127	A	Northern Ill.	68 73	
												130	A	Robert Morris	64 62	
												159	A	Kent St.	57 81	
												159	H	Kent St.	60 50	
												200	H	Eastern Mich.	52 54	
												211	N	Norfolk St.	59 50	
												215	A	Akron	66 64	
												220	H	Xavier	63 53	
												233	N	Fla. Atlantic	66 55	
												284	H	Canius	57 71	
												292	H	Valparaiso	90 77	
												314	H	Eastern Ky.	77 60	
												323	A	Detroit Mercy	85 81	
LAST 12 Division I GAMES:																
15	H	Buffalo	67 88	63	H	Toledo	67 77									
86	A	Ohio	58 69	40	A	Ball St.	41 82									
127	A	Northern Ill.	68 73	86	H	Ohio	63 70									
110	H	Western Mich.	67 81	159	H	Kent St.	60 50									
85	H	Miami (OH)	62 66	215	A	Akron	66 64									
159	A	Kent St.	57 81	26	A	Central Mich.	54 90									

Non-Div I Games: Ferris St. 82 73

Bowling Green



Average RPI Win:	282	WON-LOST	WINNING	LAST 10	STRENGTH OF	OPP. STRENGTH	TEAM	ADJ.	CONF.	ADJ CONF.
Average RPI Loss:	162	RECORD	PCT. RANK	GAMES	SCHEDULE	OF SCHEDULE	RPI	RPI	RPI	RPI
DIV. I ONLY	11- 14	211	3- 7	326	249	273	273	24	24	
DIV. I NON-CONF.	5- 5	170	0- 0	259	250	205	205	22	22	
-----										
TOTALS	RPI 1-25	RPI 26-50	W-L RECORDS	RPI 51-100	RPI 101-999	RPI 201+				
11- 14	0- 1	0- 0	OVERALL	0- 3	11- 10	10- 5				
5- 7	0- 0	0- 0	HOME	0- 2	5- 5	4- 2				
5- 7	0- 1	0- 0	AWAY	0- 1	5- 5	5- 3				
1- 0	0- 0	0- 0	NEUTRAL	0- 0	1- 0	1- 0				
5- 5	0- 1	0- 0	NON-CONFERENCE	0- 0	5- 4	4- 2				
3- 1	0- 0	0- 0	HOME	0- 0	3- 1	2- 0				
1- 4	0- 1	0- 0	AWAY	0- 0	1- 3	1- 2				
1- 0	0- 0	0- 0	NEUTRAL	0- 0	1- 0	1- 0				
6- 9	0- 0	0- 0	CONFERENCE	0- 3	6- 6	6- 3				
2- 6	0- 0	0- 0	HOME	0- 2	2- 4	2- 2				
4- 3	0- 0	0- 0	AWAY	0- 1	4- 2	4- 1				
0- 0	0- 0	0- 0	NEUTRAL	0- 0	0- 0	0- 0				

RPI 1-25				RPI 26-50				RPI 51-100				RPI 101+				Team's RPI: 273
RPI	S	Opponent	Score	RPI	S	Opponent	Score	RPI	S	Opponent	Score	RPI	S	Opponent	Score	
16	A	Green Bay	40 72					80	H	Drake	75 84	107	H	Cleveland St.	65 67	
								97	A	Missouri St.	54 74	111	H	Western Ill.	87 80	
								97	H	Missouri St.	65 71	127	A	Northern Ill.	52 76	
												147	H	UNI	40 51	
												163	A	Southern Ill.	53 62	
												163	H	Southern Ill.	62 63	
												214	A	Southeast Mo. St.	53 57	
												222	A	Illinois	62 74	
												238	N	Nicholls St.	75 65	
												243	H	Omaha	69 56	
												252	A	Illinois St.	62 42	
												264	A	Indiana St.	50 65	
												264	H	Indiana St.	70 74	
												292	A	Valparaiso	88 69	
												292	H	Valparaiso	69 58	
												304	A	Loyola Chicago	59 57	
												304	H	Loyola Chicago	61 71	
												327	H	Ill.-Chicago	58 48	
												347	A	Eastern Ill.	67 52	
												349	A	Evansville	117 59	
												349	H	Evansville	92 47	
-----																
LAST 12 Division I GAMES:																
264	H	Indiana St.	70 74	80	H	Drake	75 84	147	H	UNI	40 51	349	A	Evansville	117 59	
349	H	Evansville	92 47	147	H	UNI	40 51	264	A	Indiana St.	50 65	97	A	Missouri St.	54 74	
163	A	Southern Ill.	53 62	349	A	Evansville	117 59	97	A	Missouri St.	65 71	264	A	Indiana St.	50 65	
97	A	Missouri St.	54 74	264	A	Indiana St.	50 65	97	H	Missouri St.	65 71	97	H	Missouri St.	65 71	
304	H	Loyola Chicago	61 71	97	H	Missouri St.	65 71	163	H	Southern Ill.	62 63	292	H	Valparaiso	69 58	
292	H	Valparaiso	69 58	163	H	Southern Ill.	62 63									

Non-Div I Games: Lincoln (MO) 88 44

Bradley

Loss, 
Non-Conf, 
S Site, 
H Home
A Away 
N Neutral



Average RPI Win:	234	WON-LOST	WINNING	LAST 10	STRENGTH OF	OPP. STRENGTH	TEAM	ADJ.	CONF.	ADJ CONF.
Average RPI Loss:	95	RECORD	PCT. RANK	GAMES	SCHEDULE	OF SCHEDULE	RPI	RPI	RPI	RPI
DIV. I ONLY	13- 9	127	2- 8	221	133	149	149	9	9	
DIV. I NON-CONF.	11- 1	13	1- 0	313	264	98	98	9	9	
-----										
TOTALS	RPI 1-25	RPI 26-50	W-L RECORDS	RPI 51-100	RPI 101-999	RPI 201+				
13- 9	0- 0	0- 2	OVERALL	0- 5	13- 2	11- 1				
5- 5	0- 0	0- 2	HOME	0- 3	5- 0	4- 0				
6- 4	0- 0	0- 0	AWAY	0- 2	6- 2	5- 1				
2- 0	0- 0	0- 0	NEUTRAL	0- 0	2- 0	2- 0				
11- 1	0- 0	0- 1	NON-CONFERENCE	0- 0	11- 0	10- 0				
4- 1	0- 0	0- 1	HOME	0- 0	4- 0	4- 0				
5- 0	0- 0	0- 0	AWAY	0- 0	5- 0	4- 0				
2- 0	0- 0	0- 0	NEUTRAL	0- 0	2- 0	2- 0				
2- 8	0- 0	0- 1	CONFERENCE	0- 5	2- 2	1- 1				
1- 4	0- 0	0- 1	HOME	0- 3	1- 0	0- 0				
1- 4	0- 0	0- 0	AWAY	0- 2	1- 2	1- 1				
0- 0	0- 0	0- 0	NEUTRAL	0- 0	0- 0	0- 0				

Brown

Brown

RPI 1-25				RPI 26-50				RPI 51-100				RPI 101+ Team's RPI: 149			
RPI	S	Opponent	Score	RPI	S	Opponent	Score	RPI	S	Opponent	Score	RPI	S	Opponent	Score
				36	H	Princeton	62 77	73	A	Harvard	85 87	119	A	Yale	63 77
				37	H	Cal i forni a	79 89	73	H	Harvard	74 86	119	H	Yale	81 71
								74	H	Penn	55 88	183	A	Paci fi c	74 57
								90	A	Dartmouth	73 78	204	H	Boston U.	92 68
								90	H	Dartmouth	60 77	207	N	Hampton	73 66
												208	A	Provi dence	64 59
												213	A	Col umbi a	84 80
												237	H	Hol y Cross	82 78
												263	A	Howard	85 81
												267	A	Cornel I	68 70
												269	H	Sacred Heart	102 77
												276	A	Col gate	83 73
												286	H	Bryant	85 62
												286	N	Bryant	72 60
												296	A	Central Conn. St.	78 55
LAST 12 Division I GAMES:															
				90	H	Dartmouth	60 77	73	A	Harvard	85 87				
				73	H	Harvard	74 86	90	A	Dartmouth	73 78				
				213	A	Col umbi a	84 80	119	H	Yale	81 71				
				267	A	Cornel I	68 70	119	A	Yale	63 77				
				36	H	Princeton	62 77	263	A	Howard	85 81				
				74	H	Penn	55 88	204	H	Boston U.	92 68				

Non-Div I Games: Johnson &amp; Wales (R) 100 79

Brown



Average RPI Win: **289**  
 Average RPI Loss: **188**

WON-LOST  
RECORD

WINNING  
PCT. RANK

LAST 10  
GAMES

STRENGTH OF  
SCHEDULE

OPP. STRENGTH  
OF SCHEDULE

TEAM  
RPI

ADJ.  
RPI

CONF.  
RPI

ADJ CONF.  
RPI

DIV. I ONLY	9- 16	245	6- 4	294	303	286	286	29	29
DIV. I NON-CONF.	1- 10	327	0- 0	218	222	330	330	29	29
<hr/>									
TOTALS	RPI 1-25	RPI 26-50	W-L RECORDS	RPI 51-100	RPI 101-999	RPI 201+			
9- 16	0- 0	0- 0	OVERALL	0- 2	9- 14	9- 6			
4- 7	0- 0	0- 0	HOME	0- 0	4- 7	4- 4			
4- 8	0- 0	0- 0	AWAY	0- 2	4- 6	4- 2			
1- 1	0- 0	0- 0	NEUTRAL	0- 0	1- 1	1- 0			
1- 10	0- 0	0- 0	NON-CONFERENCE	0- 2	1- 8	1- 2			
0- 4	0- 0	0- 0	HOME	0- 0	0- 4	0- 1			
0- 5	0- 0	0- 0	AWAY	0- 2	0- 3	0- 1			
1- 1	0- 0	0- 0	NEUTRAL	0- 0	1- 1	1- 0			
8- 6	0- 0	0- 0	CONFERENCE	0- 0	8- 6	8- 4			
4- 3	0- 0	0- 0	HOME	0- 0	4- 3	4- 3			
4- 3	0- 0	0- 0	AWAY	0- 0	4- 3	4- 1			
0- 0	0- 0	0- 0	NEUTRAL	0- 0	0- 0	0- 0			

RPI 1-25				RPI 26-50				RPI 51-100				RPI 101+				Team's RPI: 286
RPI	S	Opponent	Score	RPI	S	Opponent	Score	RPI	S	Opponent	Score	RPI	S	Opponent	Score	
								72	A	James Madison	36 <b>67</b>	123	A	Saint Francis (PA)	69 <b>87</b>	
								81	A	Maine	68 <b>70</b>	130	A	Robert Morris	49 <b>72</b>	
												149	A	Brown	62 <b>85</b>	
												149	N	Brown	60 <b>72</b>	
												150	H	Binghamton	47 <b>55</b>	
												155	H	Hartford	47 <b>59</b>	
												184	H	New Hampshire	65 <b>74</b>	
												191	A	Boston College	42 <b>65</b>	
												204	H	Boston U.	61 <b>78</b>	
												237	A	Holy Cross	57 <b>59</b>	
												266	H	St. Francis Brooklyn	73 63	
												268	A	Fairleigh Dickinson	65 48	
												268	H	Fairleigh Dickinson	69 <b>77</b>	
												269	A	Sacred Heart	81 73	
												269	H	Sacred Heart	60 56	
												285	H	LIU Brooklyn	75 56	
												287	A	Mt. St. Mary's	67 64	
												287	H	Mt. St. Mary's	63 <b>68</b>	
												296	A	Central Conn. St.	59 <b>66</b>	
												296	H	Central Conn. St.	66 50	
												328	N	Rhode Island	58 52	
												334	A	Wagner	70 60	
												334	H	Wagner	66 <b>75</b>	
<hr/>																
LAST 12 Division I GAMES:																
				334	A	Wagner	70 60	130	A	Robert Morris	49 <b>72</b>					
				287	A	Mt. St. Mary's	67 64	266	H	St. Francis Brooklyn	73 63					
				296	A	Central Conn. St.	59 <b>66</b>	285	H	LIU Brooklyn	75 56					
				269	H	Sacred Heart	60 56	269	A	Sacred Heart	81 73					
				268	H	Fairleigh Dickinson	69 <b>77</b>	268	A	Fairleigh Dickinson	65 48					
				123	A	Saint Francis (PA)	69 <b>87</b>	296	H	Central Conn. St.	66 50					

Non-Div I Games:

Bryant

**Loss**, **Non-Conf**, **S Site**, **H Home** **A Away** **N Neutral**



# Bucknell

B  
u  
c  
k  
n  
e  
l  
l

Bucknel I



Average RPI Win:	139	WON-LOST	WINNING	LAST 10	STRENGTH OF	OPP. STRENGTH	TEAM	ADJ.	CONF.	ADJ CONF.
Average RPI Loss:	112	RECORD	PCT. RANK	GAMES	SCHEDULE	OF SCHEDULE	RPI	RPI	RPI	RPI
DIV. I ONLY	22- 4	12	9- 1	82	81	15	15	7	7	
DIV. I NON-CONF.	9- 2	33	0- 0	189	69	42	42	8	8	
-----										
TOTALS	RPI 1-25	RPI 26-50	W-L RECORDS	RPI 51-100	RPI 101-999	RPI 201+				
22- 4	0- 0	2- 2	OVERALL	8- 0	12- 2	7- 1				
10- 0	0- 0	1- 0	HOME	2- 0	7- 0	3- 0				
9- 4	0- 0	1- 2	AWAY	4- 0	4- 2	4- 1				
3- 0	0- 0	0- 0	NEUTRAL	2- 0	1- 0	0- 0				
9- 2	0- 0	0- 1	NON-CONFERENCE	3- 0	6- 1	4- 1				
3- 0	0- 0	0- 0	HOME	0- 0	3- 0	2- 0				
3- 2	0- 0	0- 1	AWAY	1- 0	2- 1	2- 1				
3- 0	0- 0	0- 0	NEUTRAL	2- 0	1- 0	0- 0				
13- 2	0- 0	2- 1	CONFERENCE	5- 0	6- 1	3- 0				
7- 0	0- 0	1- 0	HOME	2- 0	4- 0	1- 0				
6- 2	0- 0	1- 1	AWAY	3- 0	2- 1	2- 0				
0- 0	0- 0	0- 0	NEUTRAL	0- 0	0- 0	0- 0				

RPI 1-25				Team's RPI: 15				RPI 26-50				RPI 51-100				RPI 101+			
RPI	S	Opponent	Score	RPI	S	Opponent	Score	RPI	S	Opponent	Score	RPI	S	Opponent	Score	RPI	S	Opponent	Score
26	A	Central Mich.	79 86	26	H	Central Mich.	85 82	54	A	St. John's (NY)	73 72	110	H	Western Mich.	71 49				
26	H	Central Mich.	85 82	40	A	Ball St.	84 80	62	N	Nebraska	82 72	127	A	Northern Ill.	84 86				
46	A	Arizona St.	57 76					63	A	Toledo	84 73	128	H	Delaware	87 73				
								63	H	Toledo	87 69	154	N	Clemson	61 41				
								83	N	UNLV	80 53	159	H	Kent St.	80 42				
								85	A	Miami (OH)	64 49	200	H	Eastern Mich.	97 92				
								85	H	Miami (OH)	72 67	210	A	Bowling Green	88 67				
								86	A	Ohio	67 63	213	A	Columbia	65 63				
												215	A	Akron	89 66				
												215	H	Akron	85 71				
												248	A	Niagara	62 75				
												250	A	St. Bonaventure	76 59				
												274	H	UMES	76 41				
												284	H	Canisius	73 47				
LAST 12 Division I GAMES:																			
210	A	Bowling Green	88 67	26	A	Central Mich.	79 86	200	H	Eastern Mich.	97 92								
215	H	Akron	85 71	63	H	Toledo	87 69	86	A	Ohio	67 63								
26	H	Central Mich.	85 82	40	A	Ball St.	84 80	85	H	Miami (OH)	72 67								
85	A	Miami (OH)	64 49																
159	H	Kent St.	80 42																
63	A	Toledo	84 73																

Non-Div I Games:

Buffalo



Average RPI Win:	185	WON-LOST	WINNING	LAST 10	STRENGTH OF	OPP. STRENGTH	TEAM	ADJ.	CONF.	ADJ CONF.
Average RPI Loss:	61	RECORD	PCT. RANK	GAMES	SCHEDULE	OF SCHEDULE	RPI	RPI	RPI	RPI
DIV. I ONLY	14- 15	186	3- 7	61	80	105	105	6	6	
DIV. I NON-CONF.	8- 4	87	0- 0	102	233	68	68	6	6	
-----										
TOTALS	RPI 1-25	RPI 26-50	W-L RECORDS	RPI 51-100	RPI 101-999	RPI 201+				
14- 15	1- 2	1- 6	OVERALL	1- 4	11- 3	8- 1				
7- 6	0- 1	1- 2	HOME	0- 1	6- 2	4- 1				
6- 7	1- 1	0- 4	AWAY	0- 1	5- 1	4- 0				
1- 2	0- 0	0- 0	NEUTRAL	1- 2	0- 0	0- 0				
8- 4	0- 1	0- 1	NON-CONFERENCE	1- 2	7- 0	6- 0				
4- 0	0- 0	0- 0	HOME	0- 0	4- 0	3- 0				
3- 2	0- 1	0- 1	AWAY	0- 0	3- 0	3- 0				
1- 2	0- 0	0- 0	NEUTRAL	1- 2	0- 0	0- 0				
6- 11	1- 1	1- 5	CONFERENCE	0- 2	4- 3	2- 1				
3- 6	0- 1	1- 2	HOME	0- 1	2- 2	1- 1				
3- 5	1- 0	0- 3	AWAY	0- 1	2- 1	1- 0				
0- 0	0- 0	0- 0	NEUTRAL	0- 0	0- 0	0- 0				

RPI 1-25				RPI 26-50				RPI 51-100				RPI 101+ Team's RPI: 105			
RPI	S	Opponent	Score	RPI	S	Opponent	Score	RPI	S	Opponent	Score	RPI	S	Opponent	Score
19	A	South Fla.	55 71	28	A	DePaul	65 87	53	N	Drexel	62 76	104	A	Seton Hall	64 75
23	A	Villanova	76 53	28	H	DePaul	68 86	54	A	St. John's (NY)	38 76	104	H	Seton Hall	66 48
23	H	Villanova	67 69	30	A	Marquette	67 69	54	H	St. John's (NY)	55 73	121	A	Georgetown	66 57
				30	H	Marquette	59 78	64	N	West Virginia	68 75	121	H	Georgetown	52 63
				40	A	Ball St.	75 87	75	N	Virginia Tech	79 77	190	H	Wisconsin	69 62
				42	A	Creighton	55 64					208	A	Providence	69 48
				42	H	Creighton	59 53					208	H	Providence	68 57
												220	H	Xavier	62 69
												240	H	Austin Peay	75 54
												252	A	Illinois St.	56 45
												260	H	Lipscomb	70 58
												264	A	Indiana St.	60 51
												294	A	Murray St.	88 59
												304	H	Loyola Chicago	64 52
-----															
LAST 12 Division I GAMES:															
				42	A	Creighton	55 64	23	H	Villanova	67 69				
				208	A	Providence	69 48	121	H	Georgetown	52 63				
				30	H	Marquette	59 78	208	H	Providence	68 57				
				28	H	DePaul	68 86	42	H	Creighton	59 53				
				104	A	Seton Hall	64 75	28	A	DePaul	65 87				
				54	A	St. John's (NY)	38 76	30	A	Marquette	67 69				

Non-Div I Games:

Butler



Average RPI Win: 286	WON-LOST RECORD	WINNING PCT. RANK	LAST 10 GAMES	STRENGTH OF SCHEDULE	OPP. STRENGTH OF SCHEDULE	TEAM RPI	ADJ. RPI	CONF. RPI	ADJ CONF. RPI
Average RPI Loss: 178									
DIV. I ONLY	14- 10	128	8- 2	334	294	201	201	31	31
DIV. I NON-CONF.	4- 8	239	0- 0	264	181	238	238	31	31
-----									
TOTALS	RPI 1-25	RPI 26-50	W-L RECORDS	RPI 51-100	RPI 101-999	RPI 201+			
14- 10	0- 1	0- 0	OVERALL	0- 1	14- 8	13- 5			
7- 2	0- 0	0- 0	HOME	0- 0	7- 2	7- 1			
7- 8	0- 1	0- 0	AWAY	0- 1	7- 6	6- 4			
0- 0	0- 0	0- 0	NEUTRAL	0- 0	0- 0	0- 0			
4- 8	0- 1	0- 0	NON-CONFERENCE	0- 1	4- 6	3- 3			
2- 1	0- 0	0- 0	HOME	0- 0	2- 1	2- 0			
2- 7	0- 1	0- 0	AWAY	0- 1	2- 5	1- 3			
0- 0	0- 0	0- 0	NEUTRAL	0- 0	0- 0	0- 0			
10- 2	0- 0	0- 0	CONFERENCE	0- 0	10- 2	10- 2			
5- 1	0- 0	0- 0	HOME	0- 0	5- 1	5- 1			
5- 1	0- 0	0- 0	AWAY	0- 0	5- 1	5- 1			
0- 0	0- 0	0- 0	NEUTRAL	0- 0	0- 0	0- 0			

RPI	S	Opponent	Score	RPI	S	Opponent	Score	RPI	S	Opponent	Score	RPI	S	Opponent	Score	Team's RPI: 201
13	A	Stanford	34 57					57	A	South Dakota	50 66	145	A	Boise St.	65 59	
												146	A	Cal Poly	57 59	
												166	A	UTEP	56 67	
												195	H	UC Irvine	59 72	
												205	A	SMU	29 41	
												231	A	New Mexico St.	48 56	
												231	H	New Mexico St.	62 52	
												232	H	Seattle U	75 68	
												239	A	UC Riverside	65 68	
												243	H	Omaha	52 43	
												246	A	San Jose St.	57 67	
												255	A	Grand Canyon	69 40	
												277	A	UMKC	76 62	
												277	H	UMKC	58 60	
												315	A	UTRGV	67 64	
												315	H	UTRGV	71 30	
												320	A	Southern Utah	46 45	
												324	H	Cal St. Fullerton	55 43	
												326	A	Utah Valley	64 60	
												326	H	Utah Valley	63 58	
												345	A	Chicago St.	63 36	
												345	H	Chicago St.	63 49	
LAST 12 Division I GAMES:																
326	A	Utah Valley	64 60	232	H	Seattle U	75 68									
255	A	Grand Canyon	69 40	345	H	Chicago St.	63 49									
315	H	UTRGV	71 30	277	H	UMKC	58 60									
231	H	New Mexico St.	62 52	231	A	New Mexico St.	48 56									
277	A	UMKC	76 62	315	A	UTRGV	67 64									
345	A	Chicago St.	63 36	326	H	Utah Valley	63 58									

Non-Div I Games: Fresno Pacific 74 63 Whittier 72 35



C  
S  
U  
N

C  
S  
U  
N

CSUN

Page 37



C  
a  
l  
P  
o  
l  
y

Cal Poly				Through Games Of Feb. 22, 2018						
Average RPI Win:	245	WON-LOST	WINNING	LAST 10	STRENGTH OF	OPP. STRENGTH	TEAM	ADJ.	CONF.	ADJ CONF.
Average RPI Loss:	147	RECORD	PCT. RANK	GAMES	SCHEDULE	OF SCHEDULE	RPI	RPI	RPI	RPI
DIV. I ONLY	14- 11	140	6- 4	194	258	146	146	21	21	
DIV. I NON-CONF.	5- 6	187	0- 0	169	311	169	169	20	20	
-----										
TOTALS	RPI 1-25	RPI 26-50	W-L RECORDS	RPI 51-100	RPI 101-999	RPI 201+				
14- 11	0- 0	0- 1	OVERALL	0- 3	14- 7	10- 2				
9- 2	0- 0	0- 0	HOME	0- 1	9- 1	5- 0				
5- 9	0- 0	0- 1	AWAY	0- 2	5- 6	5- 2				
0- 0	0- 0	0- 0	NEUTRAL	0- 0	0- 0	0- 0				
5- 6	0- 0	0- 1	NON-CONFERENCE	0- 1	5- 4	3- 1				
3- 1	0- 0	0- 0	HOME	0- 0	3- 1	1- 0				
2- 5	0- 0	0- 1	AWAY	0- 1	2- 3	2- 1				
0- 0	0- 0	0- 0	NEUTRAL	0- 0	0- 0	0- 0				
9- 5	0- 0	0- 0	CONFERENCE	0- 2	9- 3	7- 1				
6- 1	0- 0	0- 0	HOME	0- 1	6- 0	4- 0				
3- 4	0- 0	0- 0	AWAY	0- 1	3- 3	3- 1				
0- 0	0- 0	0- 0	NEUTRAL	0- 0	0- 0	0- 0				

RPI 1-25				RPI 26-50				RPI 51-100				RPI 101+ Team's RPI: 146			
RPI	S	Opponent	Score	RPI	S	Opponent	Score	RPI	S	Opponent	Score	RPI	S	Opponent	Score
				47	A	Minnesota	68 112	66	A	UC Davis	77 85	130	H	Robert Morris	50 66
								66	H	UC Davis	76 80	144	A	San Francisco	71 83
								76	A	Saint Mary's (CA)	64 82	144	H	San Francisco	88 83
												158	A	Eastern Wash.	72 75
												195	A	UC Irvine	66 107
												195	H	UC Irvine	79 76
												197	A	UC Santa Barbara	68 73
												197	H	UC Santa Barbara	73 72
												201	H	CSU Bakersfield	59 57
												216	A	CSUN	66 86
												216	H	CSUN	84 71
												235	H	Hawaii	52 50
												239	A	UC Riverside	87 82
												239	H	UC Riverside	91 73
												255	H	Grand Canyon	75 69
												278	A	North Dakota St.	73 69
												301	A	Northern Ariz.	89 73
												303	A	Long Beach St.	75 64
												303	H	Long Beach St.	70 61
												324	A	Cal St. Fullerton	72 63
												326	A	Utah Valley	70 89
-----															
LAST 12 Division I GAMES:															
				197	H	UC Santa Barbara	73 72	235	H	Hawaii	52 50				
				216	A	CSUN	66 86	324	A	Cal St. Fullerton	72 63				
				195	A	UC Irvine	66 107	303	A	Long Beach St.	75 64				
				303	H	Long Beach St.	70 61	66	H	UC Davis	76 80				
				66	A	UC Davis	77 85	195	H	UC Irvine	79 76				
				239	H	UC Riverside	91 73	216	H	CSUN	84 71				

Non-Div I Games: Cal St. Monterey Bay77 44

Cal Poly

C  
a  
l  
P  
o  
l  
y



Average RPI Win: 286

Average RPI Loss: 197

WON-LOST  
RECORDWINNING  
PCT. RANKLAST 10  
GAMESSTRENGTH OF  
SCHEDULEOPP. STRENGTH  
OF SCHEDULETEAM  
RPIADJ.  
RPICONF.  
RPIADJ CONF.  
RPIDIV. I ONLY  
DIV. I NON-CONF.7- 18  
4- 8283  
2391- 9  
0- 0332  
311245  
328324  
288324  
28821  
2021  
20

TOTALS

RPI 1-25

RPI 26-50

W-L RECORDS

RPI 51-100

RPI 101-999

RPI 201+

7- 18

0- 0

0- 0

OVERALL

0- 1

7- 17

7- 7

5- 6

0- 0

0- 0

HOME

0- 0

5- 6

5- 1

2- 11

0- 0

0- 0

AWAY

0- 1

2- 10

2- 6

0- 1

0- 0

0- 0

NEUTRAL

0- 0

0- 1

0- 0

4- 8

0- 0

0- 0

NON-CONFERENCE

0- 0

4- 8

4- 2

2- 2

0- 0

0- 0

HOME

0- 0

2- 2

2- 0

2- 5

0- 0

0- 0

AWAY

0- 0

2- 5

2- 2

0- 1

0- 0

0- 0

NEUTRAL

0- 0

0- 1

0- 0

3- 10

0- 0

0- 0

CONFERENCE

0- 1

3- 9

3- 5

3- 4

0- 0

0- 0

HOME

0- 0

3- 4

3- 1

0- 6

0- 0

0- 0

AWAY

0- 1

0- 5

0- 4

0- 0

0- 0

0- 0

NEUTRAL

0- 0

0- 0

0- 0

RPI 1-25

RPI 26-50

RPI 51-100

RPI 101+

Team's RPI: 324

RPI S Opponent Score

RPI S Opponent Score

RPI S Opponent Score

RPI S Opponent Score

66 A UC Davis 53 67

135 A Idaho 60 80

146 H Cal Poly 63 72

166 H UTEP 91 92

168 H Denver 58 83

180 N Oral Roberts 50 60

183 A Paci fic 65 81

195 H UC Irvi ne 60 76

197 A UC Santa Barbara 59 78

197 H UC Santa Barbara 52 59

201 A CSU Bakersfi eld 43 55

216 A CSUN 41 65

216 H CSUN 68 70

235 A Hawai i 54 59

235 H Hawai i 69 57

239 A UC Ri versi de 50 63

239 H UC Ri versi de 71 62

245 A Montana 47 68

265 A San Diego St. 58 59

283 A Santa Clara 73 69

297 H UTSA 55 46

303 A Long Beach St. 47 67

303 H Long Beach St. 67 61

317 H Portland 66 61

326 A Utah Valley 73 36

LAST 12 Division I GAMES:

239 H UC Ri versi de 71 62

146 H Cal Poly 63 72

303 A Long Beach St. 47 67

66 A UC Davi s 53 67

197 A UC Santa Barbara 59 78

216 A CSUN 41 65

197 H UC Santa Barbara 52 59

239 A UC Ri versi de 50 63

235 A Hawai i 54 59

303 H Long Beach St. 67 61

195 H UC Irvi ne 60 76

216 H CSUN 68 70

C  
a  
l  
s  
t  
.  
F  
u  
l  
l  
e  
r  
t  
o  
nC  
a  
l  
s  
t  
.  
F  
u  
l  
l  
e  
r  
t  
o  
n

Non-Div I Games: Antelope Valley 74 48

Cal St. Fullerton

Loss, Non-Conf, S Site, H Home A Away N Neutral



C  
a  
l  
i  
f  
o  
r  
n  
i  
a

Cal i forni a					Through Games Of Feb. 22, 2018						
Average RPI	Win:	155	WON-LOST	WINNING	LAST 10	STRENGTH OF	OPP. STRENGTH	TEAM	ADJ.	CONF.	ADJ CONF.
Average RPI	Loss:	21	RECORD	PCT. RANK	GAMES	SCHEDULE	OF SCHEDULE	RPI	RPI	RPI	RPI
DIV. I ONLY		18- 9	79	5- 5	26	46	37	37	5	5	
DIV. I NON-CONF.		9- 2	33	0- 0	43	116	23	23	3	3	
-----											
TOTALS	RPI 1-25		RPI 26-50		W-L RECORDS	RPI 51-100		RPI 101-999		RPI 201+	
18- 9	1- 6		2- 3		OVERALL	4- 0		11- 0		5- 0	
12- 3	1- 2		1- 1		HOME	3- 0		7- 0		3- 0	
6- 6	0- 4		1- 2		AWAY	1- 0		4- 0		2- 0	
0- 0	0- 0		0- 0		NEUTRAL	0- 0		0- 0		0- 0	
9- 2	0- 2		0- 0		NON-CONFERENCE	2- 0		7- 0		3- 0	
5- 1	0- 1		0- 0		HOME	1- 0		4- 0		2- 0	
4- 1	0- 1		0- 0		AWAY	1- 0		3- 0		1- 0	
0- 0	0- 0		0- 0		NEUTRAL	0- 0		0- 0		0- 0	
9- 7	1- 4		2- 3		CONFERENCE	2- 0		4- 0		2- 0	
7- 2	1- 1		1- 1		HOME	2- 0		3- 0		1- 0	
2- 5	0- 3		1- 2		AWAY	0- 0		1- 0		1- 0	
0- 0	0- 0		0- 0		NEUTRAL	0- 0		0- 0		0- 0	

RPI 1-25					RPI 26-50					Team's RPI: 37					RPI 51-100					RPI 101+				
RPI	S	Opponent	Score		RPI	S	Opponent	Score		RPI	S	Opponent	Score		RPI	S	Opponent	Score						
2	A	UConn	47	82	38	A	Oregon St.	48	68	76	H	Saint Mary's (CA)	87	80	142	H	Colorado	78	76					
8	A	Oregon	54	91	46	A	Arizona St.	71	80	92	A	Kentucky	62	52	148	H	BYU	70	45					
9	A	UCLA	52	60	46	H	Arizona St.	42	57	98	H	Washington St.	66	60	149	A	Brown	89	79					
9	H	UCLA	46	82	48	A	Southern California	62	59	99	H	Utah	84	73	179	H	San Diego	89	64					
13	A	Stanford	69	74	48	H	Southern California	76	64						183	A	Pacific	92	85					
13	H	Stanford	78	66											189	H	Washington	69	60					
17	H	Missouri	52	55											232	H	Seattle U	87	67					
LAST 12 Division I GAMES:																								
					13	H	Stanford	78	66	46	H	Arizona St.	42	57										
					13	A	Stanford	69	74	280	H	Arizona	63	39										
					99	H	Utah	84	73	48	A	Southern California	62	59										
					142	H	Colorado	78	76	9	A	UCLA	52	60										
					38	A	Oregon St.	48	68	98	H	Washington St.	66	60										
					8	A	Oregon	54	91	189	H	Washington	69	60										



Average RPI Win:	280	WON-LOST	WINNING	LAST 10	STRENGTH OF	OPP. STRENGTH	TEAM	ADJ.	CONF.	ADJ CONF.
Average RPI Loss:	196	RECORD	PCT. RANK	GAMES	SCHEDULE	OF SCHEDULE	RPI	RPI	RPI	RPI
DIV. I ONLY	11- 13	202	4- 6	325	314	262	262	27	27	
DIV. I NON-CONF.	5- 4	146	0- 0	322	278	232	232	28	28	
-----										
TOTALS	RPI 1-25	RPI 26-50	W-L RECORDS	RPI 51-100	RPI 101-999	RPI 201+				
11- 13	0- 0	0- 0	OVERALL	0- 3	11- 10	10- 7				
5- 6	0- 0	0- 0	HOME	0- 2	5- 4	5- 2				
6- 7	0- 0	0- 0	AWAY	0- 0	6- 4	5- 4				
0- 0	0- 0	0- 0	NEUTRAL	0- 0	0- 0	0- 0				
5- 4	0- 0	0- 0	NON-CONFERENCE	0- 1	5- 3	5- 2				
2- 2	0- 0	0- 0	HOME	0- 1	2- 1	2- 1				
3- 2	0- 0	0- 0	AWAY	0- 0	3- 2	3- 1				
0- 0	0- 0	0- 0	NEUTRAL	0- 0	0- 0	0- 0				
6- 9	0- 0	0- 0	CONFERENCE	0- 2	6- 7	5- 5				
3- 4	0- 0	0- 0	HOME	0- 1	3- 3	3- 1				
3- 5	0- 0	0- 0	AWAY	0- 1	3- 4	2- 4				
0- 0	0- 0	0- 0	NEUTRAL	0- 0	0- 0	0- 0				

RPI 1-25				RPI 26-50				RPI 51-100				RPI 101+ Team's RPI: 262					
RPI	S	Opponent	Score	RPI	S	Opponent	Score	RPI	S	Opponent	Score	RPI	S	Opponent	Score		
								59	H	Mercer	57	58	140	A	Kansas	48	66
								89	A	Li berty	42	60	153	H	Radford	50	51
								89	H	Li berty	33	46	193	A	Hi gh Poi nt	51	44
												193	H	Hi gh Poi nt	53	62	
												211	H	Norfol k St.	27	53	
												217	A	UNC Asheville	33	38	
												217	H	UNC Asheville	52	60	
												223	A	UNCG	72	61	
												229	A	Gardner-Webb	73	44	
												254	A	Col. of Charleston	53	45	
												256	A	Presbyteri an	59	65	
												256	H	Presbyteri an	53	40	
												263	A	Howard	61	63	
												291	H	USC Upstate	69	49	
												309	H	Western Caro.	58	51	
												313	A	Charleston So.	59	63	
												313	H	Charleston So.	58	49	
												330	A	N. C. Central	58	51	
												340	A	Winthrop	72	48	
												346	A	Longwood	50	57	
												346	H	Longwood	58	48	
-----																	
LAST 12 Division I GAMES:																	
				217	A	UNC Asheville	33	38	153	H	Radford	50	51				
				346	A	Longwood	50	57	346	H	Longwood	58	48				
				256	H	Presbyteri an	53	40	229	A	Gardner-Webb	73	44				
				89	H	Li berty	33	46	89	A	Li berty	42	60				
				313	A	Charleston So.	59	63	193	H	Hi gh Poi nt	53	62				
				193	A	Hi gh Poi nt	51	44	256	A	Presbyteri an	59	65				

Non-Div I Games: William Peace 94 42 Columbia Int'l 78 39

Campbell



Average RPI Win:	279	WON-LOST	WINNING	LAST 10	STRENGTH OF	OPP. STRENGTH	TEAM	ADJ.	CONF.	ADJ CONF.
Average RPI Loss:	183	RECORD	PCT. RANK	GAMES	SCHEDULE	OF SCHEDULE	RPI	RPI	RPI	RPI
DIV. I ONLY	10- 18	251	5- 5	279	296	284	284	28	28	
DIV. I NON-CONF.	2- 9	295	0- 0	211	263	297	297	25	25	
-----										
TOTALS	RPI 1-25	RPI 26-50	W-L RECORDS	RPI 51-100	RPI 101-999	RPI 201+				
10- 18	0- 1	0- 2	OVERALL	0- 1	10- 14	9- 9				
5- 9	0- 0	0- 1	HOME	0- 0	5- 8	4- 6				
5- 8	0- 0	0- 0	AWAY	0- 1	5- 0	5- 0				
0- 1	0- 0	0- 0	NEUTRAL	0- 0	0- 1	0- 0				
2- 9	0- 1	0- 0	NON-CONFERENCE	0- 1	2- 7	2- 4				
1- 4	0- 0	0- 0	HOME	0- 0	1- 4	1- 3				
1- 4	0- 1	0- 0	AWAY	0- 1	1- 2	1- 1				
0- 1	0- 0	0- 0	NEUTRAL	0- 0	0- 1	0- 0				
8- 9	0- 0	0- 2	CONFERENCE	0- 0	8- 7	7- 5				
4- 5	0- 0	0- 1	HOME	0- 0	4- 4	3- 3				
4- 4	0- 0	0- 1	AWAY	0- 0	4- 3	4- 2				
0- 0	0- 0	0- 0	NEUTRAL	0- 0	0- 0	0- 0				

RPI 1-25				RPI 26-50				RPI 51-100				RPI 101+ Team's RPI: 284			
RPI	S	Opponent	Score	RPI	S	Opponent	Score	RPI	S	Opponent	Score	RPI	S	Opponent	Score
15	A	Buffalo	47 73	41	A	Quinnipiac	39 64	85	A	Miami (OH)	47 72	106	A	Bucknell	57 76
				41	H	Quinnipiac	55 84					113	N	Middle Tenn.	45 55
												160	A	Marist	47 58
												160	H	Marist	53 78
												182	H	Morehead St.	52 76
												196	H	Siena	65 57
												210	A	Bowling Green	71 57
												218	H	Oakland	48 83
												248	A	Niagara	72 66
												248	H	Niagara	64 60
												250	H	St. Bonaventure	71 69
												253	H	Fairfield	52 56
												257	A	Manhattan	39 58
												257	H	Manhattan	56 59
												267	H	Cornell	59 67
												275	A	Rider	54 70
												275	H	Rider	54 62
												276	H	Colgate	63 70
												305	A	Monmouth	60 48
												305	H	Monmouth	62 50
												315	A	UTRGV	46 63
												336	A	Iona	53 49
												348	A	Saint Peter's	66 53
												348	H	Saint Peter's	52 49
-----															
LAST 12 Division I GAMES:															
248	A	Niagara	72 66	248	H	Niagara	64 60	160	H	Marist	53 78				
275	H	Rider	54 62	41	H	Quinnipiac	55 84	305	A	Monmouth	60 48				
305	H	Monmouth	62 50	348	A	Saint Peter's	66 53	196	H	Siena	65 57				
160	A	Marist	47 58												
41	A	Quinnipiac	39 64												
348	H	Saint Peter's	52 49												

Non-Div I Games:

Canisius



Average RPI Win:	259	WON-LOST	WINNING	LAST 10	STRENGTH OF	OPP. STRENGTH	TEAM	ADJ.	CONF.	ADJ CONF.
Average RPI Loss:	115	RECORD	PCT. RANK	GAMES	SCHEDULE	OF SCHEDULE	RPI	RPI	RPI	RPI
DIV. I ONLY	14- 8	101	6- 4	215	260	125	125	26	26	
DIV. I NON-CONF.	3- 4	209	0- 0	54	30	84	84	26	26	
-----										
TOTALS	RPI 1-25	RPI 26-50	W-L RECORDS	RPI 51-100	RPI 101-999	RPI 201+				
14- 8	0- 3	0- 0	OVERALL	0- 0	14- 5	12- 2				
7- 2	0- 0	0- 0	HOME	0- 0	7- 2	6- 1				
5- 6	0- 0	0- 0	AWAY	0- 0	5- 0	5- 0				
2- 0	0- 0	0- 0	NEUTRAL	0- 0	2- 0	1- 0				
3- 4	0- 3	0- 0	NON-CONFERENCE	0- 0	3- 1	2- 0				
1- 0	0- 0	0- 0	HOME	0- 0	1- 0	1- 0				
0- 4	0- 3	0- 0	AWAY	0- 0	0- 1	0- 0				
2- 0	0- 0	0- 0	NEUTRAL	0- 0	2- 0	1- 0				
11- 4	0- 0	0- 0	CONFERENCE	0- 0	11- 4	10- 2				
6- 2	0- 0	0- 0	HOME	0- 0	6- 2	5- 1				
5- 2	0- 0	0- 0	AWAY	0- 0	5- 2	5- 1				
0- 0	0- 0	0- 0	NEUTRAL	0- 0	0- 0	0- 0				

RPI 1-25				RPI 26-50				RPI 51-100				RPI 101+ Team's RPI: 125			
RPI	S	Opponent	Score	RPI	S	Opponent	Score	RPI	S	Opponent	Score	RPI	S	Opponent	Score
5	A	Bayl or	55 86									109	A	SFA	46 59
10	A	Tennessee	34 77									109	H	SFA	50 55
20	A	Texas A&M	61 72									115	H	Lamar University	51 39
												152	A	South Ala.	43 64
												154	N	Clemson	53 47
												224	A	A&M-Corpus Christi	58 50
												225	H	Abilene Christian	63 45
												227	H	New Orleans	48 52
												238	A	Nicholls St.	69 48
												238	H	Nicholls St.	60 42
												278	N	North Dakota St.	68 45
												279	A	McNeese	51 45
												290	A	Southeastern La.	70 78
												290	H	Southeastern La.	63 47
												295	H	Alcorn	75 52
												302	A	Incarnate Word	57 35
												322	H	Houston Baptist	64 56
												331	A	Northwestern St.	61 53
												339	H	Sam Houston St.	69 44
-----															
LAST 12 Division I GAMES:															
109	H	SFA	50 55	109	A	SFA	46 59								
238	H	Nicholls St.	60 42	225	H	Abilene Christian	63 45								
279	A	McNeese	51 45	227	H	New Orleans	48 52								
322	H	Houston Baptist	64 56	238	A	Nicholls St.	69 48								
290	A	Southeastern La.	70 78	302	A	Incarnate Word	57 35								
331	A	Northwestern St.	61 53	115	H	Lamar University	51 39								

Non-Div I Games: Central Baptist 75 34 Williams Baptist 77 31 Crowley's Ridge 106 23 Hendrix 79 22 Central Ark.



C  
e  
n  
t  
r  
a  
l  
C  
o  
n  
n  
.  
S  
t  
.

Central Conn. St.				Through Games Of Feb. 22, 2018						
Average RPI Win:	293	WON-LOST	WINNING	LAST 10	STRENGTH OF	OPP. STRENGTH	TEAM	ADJ.	CONF.	ADJ CONF.
Average RPI Loss:	180	RECORD	PCT. RANK	GAMES	SCHEDULE	OF SCHEDULE	RPI	RPI	RPI	RPI
DIV. I ONLY	6- 19	302	4- 6	193	306	296	296	29	29	
DIV. I NON-CONF.	0- 11	337	0- 0	61	180	289	289	29	29	
-----										
TOTALS	RPI 1-25	RPI 26-50	W-L RECORDS	RPI 51-100	RPI 101-999	RPI 201+				
6- 19	0- 0	0- 1	OVERALL	0- 4	6- 14	6- 8				
4- 7	0- 0	0- 0	HOME	0- 1	4- 6	4- 4				
2- 12	0- 0	0- 1	AWAY	0- 3	2- 8	2- 4				
0- 0	0- 0	0- 0	NEUTRAL	0- 0	0- 0	0- 0				
0- 11	0- 0	0- 1	NON-CONFERENCE	0- 4	0- 6	0- 2				
0- 4	0- 0	0- 0	HOME	0- 1	0- 3	0- 1				
0- 7	0- 0	0- 1	AWAY	0- 3	0- 3	0- 1				
0- 0	0- 0	0- 0	NEUTRAL	0- 0	0- 0	0- 0				
6- 8	0- 0	0- 0	CONFERENCE	0- 0	6- 8	6- 6				
4- 3	0- 0	0- 0	HOME	0- 0	4- 3	4- 3				
2- 5	0- 0	0- 0	AWAY	0- 0	2- 5	2- 3				
0- 0	0- 0	0- 0	NEUTRAL	0- 0	0- 0	0- 0				

RPI 1-25				RPI 26-50				RPI 51-100				RPI 101+ Team's RPI: 296			
RPI	S	Opponent	Score	RPI	S	Opponent	Score	RPI	S	Opponent	Score	RPI	S	Opponent	Score
				34	A	Virginia	59 103	64	A	West Virginia	52 102	119	H	Yale	62 75
								70	A	Duquesne	58 83	123	A	Saint Francis (PA)	59 87
								79	H	Albany (NY)	60 72	130	A	Robert Morris	47 66
								84	A	Penn St.	66 83	149	H	Brown	55 78
												155	A	Hartford	52 68
												186	A	Stony Brook	55 60
												259	H	Morgan St.	41 61
												266	H	St. Francis Brooklyn	70 78
												268	A	Fairleigh Dickinson	49 78
												268	H	Fairleigh Dickinson	76 56
												269	A	Sacred Heart	73 71
												269	H	Sacred Heart	69 59
												285	H	LIU Brooklyn	54 61
												286	A	Bryant	50 66
												286	H	Bryant	66 59
												287	A	Mt. St. Mary's	56 76
												287	H	Mt. St. Mary's	56 68
												289	A	Vermont	48 62
												334	A	Wagner	66 64
												334	H	Wagner	59 56
-----															
LAST 12 Division I GAMES:															
				287	A	Mt. St. Mary's	56 76	123	A	Saint Francis (PA)	59 87				
				334	A	Wagner	66 64	285	H	LIU Brooklyn	54 61				
				286	H	Bryant	66 59	266	H	St. Francis Brooklyn	70 78				
				268	H	Fairleigh Dickinson	76 56	268	A	Fairleigh Dickinson	49 78				
				269	A	Sacred Heart	73 71	269	H	Sacred Heart	69 59				
				130	A	Robert Morris	47 66	286	A	Bryant	50 66				

C  
e  
n  
t  
r  
a  
l  
C  
o  
n  
n  
.  
S  
t  
.

Non-Div I Games:

Central Conn. St.



Average RPI Win: 148

Average RPI Loss: 42

WON-LOST  
RECORDWINNING  
PCT. RANKLAST 10  
GAMESSTRENGTH OF  
SCHEDULEOPP. STRENGTH  
OF SCHEDULETEAM  
RPIADJ.  
RPICONF.  
RPIADJ CONF.  
RPIDIV. I ONLY  
DIV. I NON-CONF.21- 4  
7- 315  
749- 1  
0- 086  
19279  
5526  
9426  
947  
87  
8

TOTALS

RPI 1-25

RPI 26-50

W-L RECORDS

RPI 51-100

RPI 101-999

RPI 201+

21- 4

1- 1

1- 2

OVERALL

4- 1

15- 0

6- 0

10- 2

1- 0

0- 2

HOME

2- 0

7- 0

2- 0

9- 2

0- 1

1- 0

AWAY

2- 1

6- 0

3- 0

2- 0

0- 0

0- 0

NEUTRAL

0- 0

2- 0

1- 0

7- 3

0- 0

0- 2

NON-CONFERENCE

0- 1

7- 0

4- 0

2- 2

0- 0

0- 2

HOME

0- 0

2- 0

1- 0

3- 1

0- 0

0- 0

AWAY

0- 1

3- 0

2- 0

2- 0

0- 0

0- 0

NEUTRAL

0- 0

2- 0

1- 0

14- 1

1- 1

1- 0

CONFERENCE

4- 0

8- 0

2- 0

8- 0

1- 0

0- 0

HOME

2- 0

5- 0

1- 0

6- 1

0- 1

1- 0

AWAY

2- 0

3- 0

1- 0

0- 0

0- 0

0- 0

NEUTRAL

0- 0

0- 0

0- 0

RPI 1-25

RPI 26-50

Team's RPI: 26

RPI 51-100

RPI 101+

RPI S Opponent

Score

RPI S Opponent

Score

RPI S Opponent

Score

RPI S Opponent

Score

15 A Buffal o

82 85

40 A Bal l St.

69 65

63 H Toledo

85 47

110 H Western Mi ch.

74 70

15 H Buffal o

86 79

41 H Qui nni pi ac

70 84

70 A Duquesne

61 64

118 N Iowa St.

81 60

43 H Purdue

69 79

85 A Mi ami (OH)

84 66

127 A Northern Ill.

81 78

86 A Ohi o

74 72

127 H Northern Ill.

91 77

86 H Ohi o

82 58

133 H Vanderbilt

92 75

141 A SIUE

94 56

159 H Kent St.

88 84

200 A Eastern Mi ch.

95 72

200 H Eastern Mi ch.

95 82

210 H Bowl ing Green

90 54

215 A Akron

95 86

218 A Oakl and

103 85

254 H Col . of Charleston

79 58

264 A Indiana St.

77 67

265 N San Diego St.

85 76

LAST 12 Division I GAMES:

127 H Northern Ill.

91 77

15 H Buffal o

86 79

200 H Eastern Mi ch.

95 82

110 H Western Mi ch.

74 70

15 A Buffal o

82 85

215 A Akron

95 86

63 H Toledo

85 47

127 A Northern Ill.

81 78

86 A Ohi o

74 72

159 H Kent St.

88 84

200 A Eastern Mi ch.

95 72

210 H Bowl ing Green

90 54

Non-Div I Games:

Aquinas

96 47

Central Mich.



Average RPI Win:	309	WON-LOST	WINNING	LAST 10	STRENGTH OF	OPP. STRENGTH	TEAM	ADJ.	CONF.	ADJ CONF.
Average RPI Loss:	199	RECORD	PCT. RANK	GAMES	SCHEDULE	OF SCHEDULE	RPI	RPI	RPI	RPI
DIV. I ONLY	7- 16	270	3- 7	311	335	313	313	27	27	
DIV. I NON-CONF.	2- 6	280	0- 0	339	244	335	335	28	28	
-----										
TOTALS	RPI 1-25	RPI 26-50	W-L RECORDS	RPI 51-100	RPI 101-999	RPI 201+				
7- 16	0- 0	0- 0	OVERALL	0- 2	7- 14	7- 8				
4- 6	0- 0	0- 0	HOME	0- 0	4- 6	4- 4				
3- 9	0- 0	0- 0	AWAY	0- 0	3- 4	3- 2				
0- 1	0- 0	0- 0	NEUTRAL	0- 0	0- 1	0- 0				
2- 6	0- 0	0- 0	NON-CONFERENCE	0- 1	2- 5	2- 3				
1- 2	0- 0	0- 0	HOME	0- 0	1- 2	1- 2				
1- 3	0- 0	0- 0	AWAY	0- 1	1- 2	1- 1				
0- 1	0- 0	0- 0	NEUTRAL	0- 0	0- 1	0- 0				
5- 10	0- 0	0- 0	CONFERENCE	0- 1	5- 9	5- 5				
3- 4	0- 0	0- 0	HOME	0- 0	3- 4	3- 2				
2- 6	0- 0	0- 0	AWAY	0- 1	2- 5	2- 3				
0- 0	0- 0	0- 0	NEUTRAL	0- 0	0- 0	0- 0				

RPI 1-25				RPI 26-50				RPI 51-100				RPI 101+				Team's RPI: 313
RPI	S	Opponent	Score	RPI	S	Opponent	Score	RPI	S	Opponent	Score	RPI	S	Opponent	Score	
								61	A	Georgi a Tech	51 78	153	A	Radford	57 74	
								89	A	Li berty	53 63	153	H	Radford	56 61	
												154	A	Cl emson	30 66	
												155	N	Hartford	43 62	
												193	A	Hi gh Point	49 52	
												193	H	Hi gh Point	74 75	
												217	A	UNC Asheville	69 71	
												217	H	UNC Asheville	61 78	
												229	A	Gardner-Webb	52 68	
												229	H	Gardner-Webb	59 75	
												256	A	Presbyteri an	64 61	
												260	H	Li pscomb	54 58	
												262	A	Campbel l	49 58	
												262	H	Campbel l	63 59	
												300	A	Wofford	68 45	
												307	A	FIU	70 77	
												311	H	Coppin St.	72 58	
												319	H	South Carolina St.	58 60	
												340	H	Wi nthrop	81 45	
												346	A	Longwood	78 61	
												346	H	Longwood	73 57	
-----																
LAST 12 Division I GAMES:																
				193	A	Hi gh Point	49 52	256	A	Presbyteri an	64 61					
				229	H	Gardner-Webb	59 75	193	H	Hi gh Point	74 75					
				217	A	UNC Asheville	69 71	217	H	UNC Asheville	61 78					
				153	A	Radford	57 74	229	A	Gardner-Webb	52 68					
				262	H	Campbel l	63 59	340	H	Wi nthrop	81 45					
				346	A	Longwood	78 61	153	H	Radford	56 61					

Non-Div I Games: Southern Wesleyan 94 56 Erskine 79 43

Charleston So.



Average RPI Win:	231	WON-LOST	WINNING	LAST 10	STRENGTH OF	OPP. STRENGTH	TEAM	ADJ.	CONF.	ADJ CONF.
Average RPI Loss:	114	RECORD	PCT. RANK	GAMES	SCHEDULE	OF SCHEDULE	RPI	RPI	RPI	RPI
DIV. I ONLY	12- 13	193	6- 4	120	161	138	138	18	18	
DIV. I NON-CONF.	4- 9	249	0- 0	96	73	212	212	19	19	
-----										
TOTALS	RPI 1-25	RPI 26-50	W-L RECORDS	RPI 51-100	RPI 101-999	RPI 201+				
12- 13	0- 1	0- 2	OVERALL	2- 3	10- 7	9- 1				
7- 3	0- 0	0- 1	HOME	1- 2	6- 0	6- 0				
5- 8	0- 0	0- 0	AWAY	1- 1	4- 7	3- 1				
0- 2	0- 1	0- 1	NEUTRAL	0- 0	0- 0	0- 0				
4- 9	0- 1	0- 2	NON-CONFERENCE	1- 2	3- 4	3- 0				
3- 2	0- 0	0- 1	HOME	1- 1	2- 0	2- 0				
1- 5	0- 0	0- 0	AWAY	0- 1	1- 4	1- 0				
0- 2	0- 1	0- 1	NEUTRAL	0- 0	0- 0	0- 0				
8- 4	0- 0	0- 0	CONFERENCE	1- 1	7- 3	6- 1				
4- 1	0- 0	0- 0	HOME	0- 1	4- 0	4- 0				
4- 3	0- 0	0- 0	AWAY	1- 0	3- 3	2- 1				
0- 0	0- 0	0- 0	NEUTRAL	0- 0	0- 0	0- 0				

RPI 1-25				RPI 26-50				RPI 51-100				RPI 101+ Team's RPI: 138			
RPI	S	Opponent	Score	RPI	S	Opponent	Score	RPI	S	Opponent	Score	RPI	S	Opponent	Score
18	N	Iowa	64 77	32	N	South Dakota St.	70 71	59	H	Mercer	74 90	113	A	Middle Tenn.	45 64
				33	H	Rutgers	54 77	70	H	Duquesne	75 72	122	A	Arkansas	72 73
								77	A	UAB	80 71	166	A	UTEP	58 67
								93	H	Rice	55 62	167	A	Louisiana Tech	64 51
								95	A	Wake Forest	69 71	171	A	Davidson	66 68
												185	A	East Carolina	55 58
												190	A	Wisconsin	66 80
												203	A	Southern Miss.	85 79
												203	H	Southern Miss.	66 56
												209	A	North Texas	68 73
												217	A	UNC Asheville	51 47
												281	A	Old Dominion	63 60
												297	H	UTSA	88 75
												307	H	FIU	80 57
												311	H	Coppin St.	78 49
												316	H	Marshall	67 61
												319	H	South Carolina St.	64 49
LAST 12 Division I GAMES:															
				77	A	UAB	80 71	203	A	Southern Miss.	85 79				
				167	A	Louisiana Tech	64 51	93	H	Rice	55 62				
				297	H	UTSA	88 75	209	A	North Texas	68 73				
				307	H	FIU	80 57	166	A	UTEP	58 67				
				316	H	Marshall	67 61	281	A	Old Dominion	63 60				
				113	A	Middle Tenn.	45 64	203	H	Southern Miss.	66 56				

Non-Div I Games:

Charlotte



Average RPI Win:	197	WON-LOST	WINNING	LAST 10	STRENGTH OF	OPP. STRENGTH	TEAM	ADJ.	CONF.	ADJ CONF.
Average RPI Loss:	97	RECORD	PCT. RANK	GAMES	SCHEDULE	OF SCHEDULE	RPI	RPI	RPI	RPI
DIV. I ONLY	16- 11	122	5- 5	107	126	112	112	17	17	
DIV. I NON-CONF.	9- 5	99	0- 0	48	61	59	59	17	17	
-----										
TOTALS	RPI 1-25	RPI 26-50	W-L RECORDS	RPI 51-100	RPI 101-999	RPI 201+				
16- 11	0- 1	0- 1	OVERALL	2- 4	14- 5	8- 0				
8- 5	0- 0	0- 0	HOME	1- 3	7- 2	5- 0				
5- 5	0- 1	0- 0	AWAY	1- 1	4- 3	3- 0				
3- 1	0- 0	0- 1	NEUTRAL	0- 0	3- 0	0- 0				
9- 5	0- 1	0- 1	NON-CONFERENCE	2- 2	7- 1	2- 0				
4- 2	0- 0	0- 0	HOME	1- 2	3- 0	2- 0				
2- 2	0- 1	0- 0	AWAY	1- 0	1- 1	0- 0				
3- 1	0- 0	0- 1	NEUTRAL	0- 0	3- 0	0- 0				
7- 6	0- 0	0- 0	CONFERENCE	0- 2	7- 4	6- 0				
4- 3	0- 0	0- 0	HOME	0- 1	4- 2	3- 0				
3- 3	0- 0	0- 0	AWAY	0- 1	3- 2	3- 0				
0- 0	0- 0	0- 0	NEUTRAL	0- 0	0- 0	0- 0				

RPI 1-25				RPI 26-50				RPI 51-100				RPI 101+				Team's RPI: 112
RPI	S	Opponent	Score	RPI	S	Opponent	Score	RPI	S	Opponent	Score	RPI	S	Opponent	Score	
16	A	Green Bay	30 60	36	N	Princeton	49 59	51	A	Indiana	64 61	101	N	Auburn	50 41	
								52	H	UCF	57 58	120	A	ETSU	58 65	
								55	H	FGCU	68 61	120	H	ETSU	55 61	
								59	A	Mercer	56 65	121	N	Georgetown	54 41	
								59	H	Mercer	50 71	157	H	Samford	68 58	
								75	H	Virginia Tech	44 64	162	A	Florida	65 60	
												175	A	Furman	57 58	
												175	H	Furman	45 50	
												181	A	Stetson	67 78	
												187	N	Northwestern	61 44	
												194	H	UT Martin	87 82	
												207	H	Hampton	64 52	
												223	A	UNCG	73 57	
												223	H	UNCG	49 42	
												256	H	Presbyteria n	71 51	
												300	A	Wofford	54 47	
												300	H	Wofford	76 46	
												309	A	Western Caro.	58 41	
												309	H	Western Caro.	47 32	
-----																
LAST 12 Division I GAMES:																
				59	A	Mercer	56 65	59	H	Mercer	50 71					
				300	H	Wofford	76 46	157	H	Samford	68 58					
				175	H	Furman	45 50	175	A	Furman	57 58					
				120	H	ETSU	55 61	300	A	Wofford	54 47					
				223	A	UNCG	73 57	120	A	ETSU	58 65					
				309	A	Western Caro.	58 41	309	H	Western Caro.	47 32					

Non-Div I Games:

Chattanooga



Average RPI Win:	326	WON-LOST	WINNING	LAST 10	STRENGTH OF	OPP. STRENGTH	TEAM	ADJ.	CONF.	ADJ CONF.
Average RPI Loss:	207	RECORD	PCT. RANK	GAMES	SCHEDULE	OF SCHEDULE	RPI	RPI	RPI	RPI
DIV. I ONLY	1- 26	349	1- 9	265	325	345	345	31	31	
DIV. I NON-CONF.	0- 15	337	0- 0	231	247	341	341	31	31	
-----										
TOTALS	RPI 1-25	RPI 26-50	W-L RECORDS	RPI 51-100	RPI 101-999	RPI 201+				
1- 26	0- 0	0- 0	OVERALL	0- 2	1- 24	1- 13				
0- 12	0- 0	0- 0	HOME	0- 1	0- 11	0- 6				
1- 13	0- 0	0- 0	AWAY	0- 1	1- 12	1- 7				
0- 1	0- 0	0- 0	NEUTRAL	0- 0	0- 1	0- 0				
0- 15	0- 0	0- 0	NON-CONFERENCE	0- 2	0- 13	0- 4				
0- 7	0- 0	0- 0	HOME	0- 1	0- 6	0- 2				
0- 7	0- 0	0- 0	AWAY	0- 1	0- 6	0- 2				
0- 1	0- 0	0- 0	NEUTRAL	0- 0	0- 1	0- 0				
1- 11	0- 0	0- 0	CONFERENCE	0- 0	1- 11	1- 9				
0- 5	0- 0	0- 0	HOME	0- 0	0- 5	0- 4				
1- 6	0- 0	0- 0	AWAY	0- 0	1- 6	1- 5				
0- 0	0- 0	0- 0	NEUTRAL	0- 0	0- 0	0- 0				

RPI 1-25				RPI 26-50				RPI 51-100				RPI 101+ Team's RPI: 345					
RPI	S	Opponent	Score	RPI	S	Opponent	Score	RPI	S	Opponent	Score	RPI	S	Opponent	Score		
								91	A	Kansas St.	51	99	108	A	Wright St.	39	84
								96	H	Milwaukee	59	84	111	A	Western Ill.	54	71
													111	H	Western Ill.	45	83
													127	H	Northern Ill.	59	80
													137	A	Wichita St.	63	66
													174	A	Pittsburgh	49	87
													180	N	Oral Roberts	43	73
													182	H	Morehead St.	40	79
													187	H	Northwestern	36	63
													201	A	CSU Bakersfield	49	63
													201	H	CSU Bakersfield	36	63
													222	A	Illinois	56	66
													231	A	New Mexico St.	59	74
													231	H	New Mexico St.	55	63
													232	A	Seattle U	60	72
													232	H	Seattle U	56	63
													255	A	Grand Canyon	36	64
													255	H	Grand Canyon	43	59
													277	A	UMKC	47	106
													292	A	Valparaiso	60	71
													304	H	Loyola Chicago	28	46
													308	H	Jackson St.	69	87
													315	A	UTRGV	44	81
													326	A	Utah Valley	84	74
													326	H	Utah Valley	30	68
LAST 12 Division I GAMES:																	
231	H	New Mexico St.	55	63	315	A	UTRGV	44	81								
277	A	UMKC	47	106	201	A	CSU Bakersfield	49	63								
232	A	Seattle U	60	72	255	A	Grand Canyon	36	64								
326	A	Utah Valley	84	74	326	H	Utah Valley	30	68								
255	H	Grand Canyon	43	59	232	H	Seattle U	56	63								
201	H	CSU Bakersfield	36	63	231	A	New Mexico St.	59	74								

Non-Div I Games:

Chicago St.



Average RPI Win:	195	WON-LOST	WINNING	LAST 10	STRENGTH OF	OPP. STRENGTH	TEAM	ADJ.	CONF.	ADJ CONF.
Average RPI Loss:	108	RECORD	PCT. RANK	GAMES	SCHEDULE	OF SCHEDULE	RPI	RPI	RPI	RPI
DIV. I ONLY	16- 10	109	7- 3	167	86	126	126	8	8	
DIV. I NON-CONF.	7- 5	132	0- 0	261	126	213	213	7	7	
-----										
TOTALS	RPI 1-25	RPI 26-50	W-L RECORDS	RPI 51-100	RPI 101-999	RPI 201+				
16- 10	0- 3	0- 0	OVERALL	2- 1	14- 6	7- 1				
10- 6	0- 2	0- 0	HOME	1- 1	9- 3	5- 0				
6- 4	0- 1	0- 0	AWAY	1- 0	5- 3	2- 1				
0- 0	0- 0	0- 0	NEUTRAL	0- 0	0- 0	0- 0				
7- 5	0- 1	0- 0	NON-CONFERENCE	1- 0	6- 4	6- 1				
6- 3	0- 1	0- 0	HOME	1- 0	5- 2	5- 0				
1- 2	0- 0	0- 0	AWAY	0- 0	1- 2	1- 1				
0- 0	0- 0	0- 0	NEUTRAL	0- 0	0- 0	0- 0				
9- 5	0- 2	0- 0	CONFERENCE	1- 1	8- 2	1- 0				
4- 3	0- 1	0- 0	HOME	0- 1	4- 1	0- 0				
5- 2	0- 1	0- 0	AWAY	1- 0	4- 1	1- 0				
0- 0	0- 0	0- 0	NEUTRAL	0- 0	0- 0	0- 0				

RPI 1-25				RPI 26-50				RPI 51-100				RPI 101+				Team's RPI: 126
RPI	S	Opponent	Score	RPI	S	Opponent	Score	RPI	S	Opponent	Score	RPI	S	Opponent	Score	
2	A	UConn	65 106					52	H	UCF	38 50	117	H	Tulane	83 52	
6	H	Ohio St.	76 87					56	A	Houston	88 82	120	A	ETSU	77 87	
19	H	South Fla.	46 69					85	H	Miami (OH)	73 62	123	H	Saint Francis (PA)	73 77	
												137	A	Wichita St.	75 69	
												174	H	Pittsburgh	46 66	
												177	A	Tulsa	51 64	
												177	H	Tulsa	78 41	
												185	A	East Carolina	66 54	
												185	H	East Carolina	70 79	
												192	A	Temple	70 52	
												192	H	Temple	80 72	
												201	H	Memphis	64 53	
												205	A	SMU	58 40	
												210	H	Bowling Green	75 51	
												214	H	Southeast Mo. St.	65 52	
												220	A	Xavier	50 53	
												263	H	Howard	87 53	
												281	A	Old Dominion	54 33	
												290	H	Southeastern La.	82 43	
												314	H	Eastern Ky.	64 53	
-----																
LAST 12 Division I GAMES:																
192	A	Temple	70 52	185	H	East Carolina	70 79									
177	H	Tulsa	78 41	205	A	SMU	58 40									
117	H	Tulane	83 52	201	H	Memphis	64 53									
137	A	Wichita St.	75 69	192	H	Temple	80 72									
2	A	UConn	65 106	56	A	Houston	88 82									
52	H	UCF	38 50	177	A	Tulsa	51 64									

Non-Div I Games: Slippery Rock 85 52

Cincinnati



Clemson				Through Games Of Feb. 22, 2018											
Average RPI Win: 247		WON-LOST RECORD		WINNING PCT. RANK		LAST 10 GAMES		STRENGTH OF SCHEDULE		OPP. STRENGTH OF SCHEDULE		TEAM RPI	ADJ. RPI	CONF. RPI	ADJ CONF. RPI
Average RPI Loss: 50															
DIV. I ONLY		11- 18		240		0- 10		54		60		154	154	1	1
DIV. I NON-CONF.		10- 3		52		0- 0		215		291		108	108	1	1
-----															
TOTALS		RPI 1-25		RPI 26-50		W-L RECORDS		RPI 51-100		RPI 101-999		RPI 201+			
11- 18		0- 8		0- 3		OVERALL		1- 4		10- 3		7- 0			
7- 8		0- 4		0- 1		HOME		0- 2		7- 1		5- 0			
3- 8		0- 3		0- 2		AWAY		1- 2		2- 1		1- 0			
1- 2		0- 1		0- 0		NEUTRAL		0- 0		1- 1		1- 0			
10- 3		0- 2		0- 0		NON-CONFERENCE		1- 0		9- 1		7- 0			
6- 1		0- 1		0- 0		HOME		0- 0		6- 0		5- 0			
3- 0		0- 0		0- 0		AWAY		1- 0		2- 0		1- 0			
1- 2		0- 1		0- 0		NEUTRAL		0- 0		1- 1		1- 0			
1- 15		0- 6		0- 3		CONFERENCE		0- 4		1- 2		0- 0			
1- 7		0- 3		0- 1		HOME		0- 2		1- 1		0- 0			
0- 8		0- 3		0- 2		AWAY		0- 2		0- 1		0- 0			
0- 0		0- 0		0- 0		NEUTRAL		0- 0		0- 0		0- 0			
-----															
RPI 1-25				RPI 26-50				RPI 51-100				RPI 101+ Team's RPI: 154			
RPI	S	Opponent	Score	RPI	S	Opponent	Score	RPI	S	Opponent	Score	RPI	S	Opponent	Score
1	A	Notre Dame	37 90	29	A	Syracuse	51 86	61	A	Georgia Tech	33 66	116	A	North Carolina	52 59
4	A	Louisville	46 65	34	A	Virginia	41 70	61	H	Georgia Tech	48 60	125	N	Central Ark.	47 53
7	A	Florida St.	43 91	50	H	Miami (FL)	60 72	62	A	Nebraska	67 66	167	A	Louisiana Tech	55 47
7	H	Florida St.	47 69					75	A	Virginia Tech	45 53	174	H	Pittsburgh	42 58
12	H	Duke	35 60					95	H	Wake Forest	55 61	178	H	Jacksonville St.	53 45
14	H	South Carolina	36 66									191	H	Boston College	65 61
15	N	Buffalo	41 61									258	H	Prairie View	64 58
21	H	NC State	41 62									293	H	Kennesaw St.	41 28
-----															
LAST 12 Division I GAMES:															
95	H	Wake Forest	55 61	174	H	Pittsburgh	42 58								
75	A	Virginia Tech	45 53	21	H	NC State	41 62								
7	A	Florida St.	43 91	29	A	Syracuse	51 86								
12	H	Duke	35 60	1	A	Notre Dame	37 90								
4	A	Louisville	46 65	191	H	Boston College	65 61								
61	H	Georgia Tech	48 60	50	H	Miami (FL)	60 72								



Average RPI	Win:	229	WON-LOST	WINNING	LAST 10	STRENGTH OF	OPP. STRENGTH	TEAM	ADJ.	CONF.	ADJ CONF.
Average RPI	Loss:	85	RECORD	PCT. RANK	GAMES	SCHEDULE	OF SCHEDULE	RPI	RPI	RPI	RPI
DIV. I ONLY	19- 9	73	7- 3	173	183	107	107	11	11		
DIV. I NON-CONF.	8- 3	65	0- 0	243	242	112	112	15	15		
<hr/>											
TOTALS	RPI 1-25	RPI 26-50	W-L RECORDS	RPI 51-100	RPI 101-999	RPI 201+					
19- 9	1- 1	0- 1	OVERALL	1- 5	17- 2	13- 0					
10- 4	1- 0	0- 1	HOME	1- 2	8- 1	6- 0					
8- 4	0- 1	0- 0	AWAY	0- 3	8- 0	7- 0					
1- 1	0- 0	0- 0	NEUTRAL	0- 0	1- 1	0- 0					
8- 3	0- 0	0- 1	NON-CONFERENCE	1- 1	7- 1	5- 0					
4- 1	0- 0	0- 1	HOME	1- 0	3- 0	2- 0					
3- 1	0- 0	0- 0	AWAY	0- 1	3- 0	3- 0					
1- 1	0- 0	0- 0	NEUTRAL	0- 0	1- 1	0- 0					
11- 6	1- 1	0- 0	CONFERENCE	0- 4	10- 1	8- 0					
6- 3	1- 0	0- 0	HOME	0- 2	5- 1	4- 0					
5- 3	0- 1	0- 0	AWAY	0- 2	5- 0	4- 0					
0- 0	0- 0	0- 0	NEUTRAL	0- 0	0- 0	0- 0					

RPI	S	Opponent	Score	RPI	S	Opponent	Score	RPI	S	Opponent	Score	RPI	S	Opponent	Score	Team's RPI: 107
16	A	Green Bay	43 69	40	H	Ball St.	64 76	63	A	Toledo	56 65	108	A	Wright St.	70 63	
16	H	Green Bay	71 60					78	A	IUPUI	56 94	108	H	Wright St.	71 70	
								78	H	IUPUI	64 77	131	N	Saint Louis	64 80	
								86	H	Ohio	71 64	170	H	Youngstown St.	52 66	
								96	A	Milwaukee	72 79	176	N	Louisiana	54 45	
								96	H	Milwaukee	63 69	200	H	Eastern Mich.	77 65	
												218	A	Oakland	86 66	
												218	H	Oakland	70 62	
												244	A	Northern Ky.	70 65	
												244	H	Northern Ky.	72 49	
												248	A	Niagara	70 61	
												252	A	Illinois St.	56 47	
												273	A	Bradley	67 65	
												316	H	Marshall	85 76	
												323	A	Detroit Mercy	90 76	
												323	H	Detroit Mercy	75 50	
												327	A	Ill. -Chicago	64 42	
												327	H	Ill. -Chicago	70 67	
												347	H	Eastern Ill.	77 69	
<hr/>																
LAST 12 Division I GAMES:																
108	A	Wright St.	70 63	323	A	Detroit Mercy	90 76									
96	H	Milwaukee	63 69	244	H	Northern Ky.	72 49									
16	H	Green Bay	71 60	108	H	Wright St.	71 70									
78	A	IUPUI	56 94	170	H	Youngstown St.	52 66									
327	A	Ill. -Chicago	64 42	244	A	Northern Ky.	70 65									
218	A	Oakland	86 66	16	A	Green Bay	43 69									

Non-Div I Games:

Cleveland and St.



Average RPI Win:	242	WON-LOST	WINNING	LAST 10	STRENGTH OF	OPP. STRENGTH	TEAM	ADJ.	CONF.	ADJ CONF.
Average RPI Loss:	166	RECORD	PCT. RANK	GAMES	SCHEDULE	OF SCHEDULE	RPI	RPI	RPI	RPI
DIV. I ONLY	12- 13	193	4- 6	248	263	249	249	22	22	
DIV. I NON-CONF.	4- 5	202	0- 0	330	239	328	328	23	23	
-----										
TOTALS	RPI 1-25	RPI 26-50	W-L RECORDS	RPI 51-100	RPI 101-999	RPI 201+				
12- 13	0- 0	0- 1	OVERALL	0- 1	12- 11	7- 4				
11- 4	0- 0	0- 0	HOME	0- 0	11- 4	7- 2				
1- 6	0- 0	0- 0	AWAY	0- 0	1- 6	0- 1				
0- 3	0- 0	0- 1	NEUTRAL	0- 1	0- 1	0- 1				
4- 5	0- 0	0- 1	NON-CONFERENCE	0- 1	4- 3	4- 3				
4- 2	0- 0	0- 0	HOME	0- 0	4- 2	4- 2				
0- 0	0- 0	0- 0	AWAY	0- 0	0- 0	0- 0				
0- 3	0- 0	0- 1	NEUTRAL	0- 1	0- 1	0- 1				
8- 8	0- 0	0- 0	CONFERENCE	0- 0	8- 8	3- 1				
7- 2	0- 0	0- 0	HOME	0- 0	7- 2	3- 0				
1- 6	0- 0	0- 0	AWAY	0- 0	1- 6	0- 1				
0- 0	0- 0	0- 0	NEUTRAL	0- 0	0- 0	0- 0				

RPI 1-25				RPI 26-50				RPI 51-100				RPI 101+				Team's RPI: 249
RPI	S	Opponent	Score	RPI	S	Opponent	Score	RPI	S	Opponent	Score	RPI	S	Opponent	Score	
				29	N	Syracuse	57 69	62	N	Nebraska	47 55	103	A	Little Rock	44 53	
												103	H	Little Rock	49 51	
												136	A	Texas St.	69 78	
												136	H	Texas St.	65 64	
												152	A	South Ala.	62 68	
												152	H	South Ala.	71 56	
												161	A	Troy	97 92	
												161	H	Troy	84 71	
												169	A	UT Arlington	63 65	
												169	H	UT Arlington	89 76	
												176	A	Louisiana	55 59	
												199	H	Arkansas St.	63 70	
												209	N	North Texas	34 50	
												223	H	UNCG	54 60	
												254	H	Col. of Charleston	70 72	
												261	H	UNCW	57 41	
												272	H	Appalachian St.	73 68	
												300	H	Wofford	67 51	
												310	H	Georgia St.	64 49	
												325	H	Ga. Southern	54 51	
												329	H	Fort Wayne	67 58	
												330	H	N.C. Central	68 65	
												337	A	La.-Monroe	56 62	
-----																
LAST 12 Division I GAMES:																
				103	A	Little Rock	44 53	103	H	Little Rock	49 51					
				152	H	South Ala.	71 56	199	H	Arkansas St.	63 70					
				161	H	Troy	84 71	161	A	Troy	97 92					
				272	H	Appalachian St.	73 68	152	A	South Ala.	62 68					
				169	A	UT Arlington	63 65	310	H	Georgia St.	64 49					
				136	A	Texas St.	69 78	325	H	Ga. Southern	54 51					

Non-Div I Games: Lees-McRae 73 47 Allen 93 49

Coastal Caro.

■ Loss, 
■ Non-Conf, S Site, 
■ Home 
■ Away 
N Neutral



Average RPI Win:	265	WON-LOST	WINNING	LAST 10	STRENGTH OF	OPP. STRENGTH	TEAM	ADJ.	CONF.	ADJ CONF.
Average RPI Loss:	132	RECORD	PCT. RANK	GAMES	SCHEDULE	OF SCHEDULE	RPI	RPI	RPI	RPI
DIV. I ONLY	6- 20	308	1- 9	130	169	254	254	10	10	
DIV. I NON-CONF.	4- 7	226	0- 0	201	178	233	233	11	11	
-----										
TOTALS	RPI 1-25	RPI 26-50	W-L RECORDS	RPI 51-100	RPI 101-999	RPI 201+				
6- 20	0- 1	0- 3	OVERALL	0- 5	6- 11	6- 5				
2- 10	0- 0	0- 1	HOME	0- 3	2- 6	2- 4				
4- 10	0- 1	0- 2	AWAY	0- 2	4- 5	4- 1				
0- 0	0- 0	0- 0	NEUTRAL	0- 0	0- 0	0- 0				
4- 7	0- 1	0- 1	NON-CONFERENCE	0- 2	4- 3	4- 2				
2- 3	0- 0	0- 0	HOME	0- 1	2- 2	2- 2				
2- 4	0- 1	0- 1	AWAY	0- 1	2- 1	2- 0				
0- 0	0- 0	0- 0	NEUTRAL	0- 0	0- 0	0- 0				
2- 13	0- 0	0- 2	CONFERENCE	0- 3	2- 8	2- 3				
0- 7	0- 0	0- 1	HOME	0- 2	0- 4	0- 2				
2- 6	0- 0	0- 1	AWAY	0- 1	2- 4	2- 1				
0- 0	0- 0	0- 0	NEUTRAL	0- 0	0- 0	0- 0				

RPI 1-25				RPI 26-50				RPI 51-100				RPI 101+				Team's RPI: 254
RPI	S	Opponent	Score	RPI	S	Opponent	Score	RPI	S	Opponent	Score	RPI	S	Opponent	Score	
14	A	South Carolina	43 69	26	A	Central Mich.	58 79	53	H	Drexel	53 80	128	A	Delaware	51 79	
				49	A	Elon	44 97	69	A	Michigan St.	43 107	128	H	Delaware	59 68	
				49	H	Elon	55 77	72	A	James Madison	53 67	139	A	Northeastern	37 59	
								72	H	James Madison	45 67	151	A	William & Mary	66 79	
								95	H	Wake Forest	40 77	151	H	William & Mary	54 68	
												175	A	Furman	58 72	
												236	A	Hofstra	60 65	
												236	H	Hofstra	60 75	
												249	A	Coastal Caro.	72 70	
												251	A	North Florida	73 69	
												260	H	Lipscomb	85 69	
												261	A	UNCW	72 63	
												262	H	Campbell	45 53	
												271	A	Towson	80 67	
												271	H	Towson	58 83	
												272	H	Appalachian St.	70 76	
												300	H	Wofford	59 51	
-----																
LAST 12 Division I GAMES:																
128	A	Delaware	51 79	151	A	William & Mary	66 79									
49	A	Elon	44 97	271	H	Towson	58 83									
261	A	UNCW	72 63	72	H	James Madison	45 67									
53	H	Drexel	53 80	236	A	Hofstra	60 65									
49	H	Elon	55 77	139	A	Northeastern	37 59									
72	A	James Madison	53 67	128	H	Delaware	59 68									

Non-Div I Games:

Col. of Charleston



Average RPI Win:	269	WON-LOST	WINNING	LAST 10	STRENGTH OF	OPP. STRENGTH	TEAM	ADJ.	CONF.	ADJ CONF.
Average RPI Loss:	152	RECORD	PCT. RANK	GAMES	SCHEDULE	OF SCHEDULE	RPI	RPI	RPI	RPI
DIV. I ONLY	6- 21	310	2- 8	156	223	276	276	15	15	
DIV. I NON-CONF.	4- 7	226	0- 0	252	295	240	240	18	18	
-----										
TOTALS	RPI 1-25	RPI 26-50	W-L RECORDS	RPI 51-100	RPI 101-999	RPI 201+				
6- 21	0- 0	0- 2	OVERALL	0- 4	6- 15	5- 7				
2- 10	0- 0	0- 0	HOME	0- 2	2- 8	2- 3				
4- 11	0- 0	0- 2	AWAY	0- 2	4- 7	3- 4				
0- 0	0- 0	0- 0	NEUTRAL	0- 0	0- 0	0- 0				
4- 7	0- 0	0- 2	NON-CONFERENCE	0- 0	4- 5	4- 2				
1- 3	0- 0	0- 0	HOME	0- 0	1- 3	1- 1				
3- 4	0- 0	0- 2	AWAY	0- 0	3- 2	3- 1				
0- 0	0- 0	0- 0	NEUTRAL	0- 0	0- 0	0- 0				
2- 14	0- 0	0- 0	CONFERENCE	0- 4	2- 10	1- 5				
1- 7	0- 0	0- 0	HOME	0- 2	1- 5	1- 2				
1- 7	0- 0	0- 0	AWAY	0- 2	1- 5	0- 3				
0- 0	0- 0	0- 0	NEUTRAL	0- 0	0- 0	0- 0				

RPI 1-25				RPI 26-50				RPI 51-100				RPI 101+ Team's RPI: 276			
RPI	S	Opponent	Score	RPI	S	Opponent	Score	RPI	S	Opponent	Score	RPI	S	Opponent	Score
				29	A	Syracuse	39 79	58	A	American	44 67	106	A	Bucknell I	57 77
				46	A	Arizona St.	54 65	58	H	American	55 77	106	H	Bucknell I	42 63
								82	A	Navy	54 70	119	A	Yale	56 82
								82	H	Navy	42 69	149	H	Brown	73 83
												165	A	Army West Point	49 69
												165	H	Army West Point	54 62
												196	H	Siena	70 73
												198	A	Lehigh	54 48
												198	H	Lehigh	51 59
												204	A	Boston U.	64 66
												204	H	Boston U.	49 62
												221	A	Lafayette	48 63
												237	H	Holy Cross	64 71
												247	A	Loyola Maryland	55 70
												247	H	Loyola Maryland	71 60
												248	H	Niagara	44 81
												267	A	Cornell	74 70
												268	A	Fairleigh Dickinson	51 61
												271	A	Towson	65 61
												284	A	Canisius	70 63
												344	H	UMass Lowell	84 64
LAST 12 Division I GAMES:															
				165	A	Army West Point	49 69	58	A	American	44 67				
				247	H	Loyola Maryland	71 60	165	H	Army West Point	54 62				
				198	A	Lehigh	54 48	247	A	Loyola Maryland	55 70				
				106	H	Bucknell I	42 63	198	H	Lehigh	51 59				
				204	A	Boston U.	64 66	106	A	Bucknell I	57 77				
				82	H	Navy	42 69	204	H	Boston U.	49 62				

Non-Div I Games:

Colgate



Colorado

Average RPI Win: 188

Average RPI Loss: 67

WON-LOST RECORD

WINNING PCT. RANK

LAST 10 GAMES

STRENGTH OF SCHEDULE

OPP. STRENGTH OF SCHEDULE

TEAM RPI

ADJ. RPI

CONF. RPI

ADJ CONF. RPI

DIV. I ONLY

DIV. I NON-CONF.

13- 14

8- 2

188

44

3- 7

0- 0

131

247

37

99

142

82

142

82

5

3

5

3

TOTALS

RPI 1-25

RPI 26-50

W-L RECORDS

RPI 51-100

RPI 101-999

RPI 201+

13- 14

0- 4

1- 5

OVERALL

2- 3

10- 2

5- 1

8- 7

0- 2

1- 3

HOME

1- 2

6- 0

4- 0

5- 7

0- 2

0- 2

AWAY

1- 1

4- 2

1- 1

0- 0

0- 0

0- 0

NEUTRAL

0- 0

0- 0

0- 0

8- 2

0- 0

1- 0

NON-CONFERENCE

0- 1

7- 1

4- 0

5- 1

0- 0

1- 0

HOME

0- 1

4- 0

3- 0

3- 1

0- 0

0- 0

AWAY

0- 0

3- 1

1- 0

0- 0

0- 0

0- 0

NEUTRAL

0- 0

0- 0

0- 0

5- 12

0- 4

0- 5

CONFERENCE

2- 2

3- 1

1- 1

3- 6

0- 2

0- 3

HOME

1- 1

2- 0

1- 0

2- 6

0- 2

0- 2

AWAY

1- 1

1- 1

0- 1

0- 0

0- 0

0- 0

NEUTRAL

0- 0

0- 0

0- 0

RPI 1-25

RPI 26-50

RPI 51-100

RPI 101+

Team's RPI: 142

RPI S Opponent Score

RPI S Opponent Score

RPI S Opponent Score

RPI S Opponent Score

8 H Oregon 55 74

9 A UCLA 67 73

9 H UCLA 55 93

13 A Stanford 53 62

37 A Cal i forn i a 76 78

38 H Oregon St. 71 86

46 A Ari zona St. 59 73

46 H Ari zona St. 47 72

48 H Southern Cal i forn i a 51 86

50 H Mi ami (FL) 67 61

90 H Dartmouth 75 81

98 A Washi ngton St. 75 89

98 H Washi ngton St. 72 69

99 A Utah 69 65

99 H Utah 74 78

102 H George Mason 76 61

116 A North Carolina 80 87

124 A Col orado St. 70 67

157 A Samford 71 60

189 A Washi ngton 66 61

189 H Washi ngton 76 56

233 H Fla. Atlantic 76 69

278 H North Dakota St. 108 59

280 A Ari zona 63 72

280 H Ari zona 79 60

298 A Ai r Force 68 43

341 H Mi ssi ssi ppi Val . 85 48

LAST 12 Di vi si on I GAMES:

9 A UCLA 67 73

98 H Washi ngton St. 72 69

189 H Washi ngton 76 56

13 A Stanford 53 62

37 A Cal i forn i a 76 78

99 H Utah 74 78

99 A Utah 69 65

38 H Oregon St. 71 86

8 H Oregon 55 74

46 A Ari zona St. 59 73

280 A Ari zona 63 72

9 H UCLA 55 93

Non-Div I Games: Westminster (MO) 106 47

Colorado

Loss,

Non-Conf,S Site,

Home

A Away

N Neutral

Page 56



Average RPI Win:	208	WON-LOST	WINNING	LAST 10	STRENGTH OF	OPP. STRENGTH	TEAM	ADJ.	CONF.	ADJ CONF.
Average RPI Loss:	112	RECORD	PCT. RANK	GAMES	SCHEDULE	OF SCHEDULE	RPI	RPI	RPI	RPI
DIV. I ONLY	17- 9	86	7- 3	162	143	124	124	16	16	
DIV. I NON-CONF.	7- 3	74	0- 0	86	190	97	97	14	14	
-----										
TOTALS	RPI 1-25	RPI 26-50	W-L RECORDS	RPI 51-100	RPI 101-999	RPI 201+				
17- 9	0- 1	2- 0	OVERALL	2- 2	13- 6	11- 0				
10- 6	0- 1	1- 0	HOME	1- 1	8- 4	7- 0				
7- 3	0- 0	1- 0	AWAY	1- 1	5- 2	4- 0				
0- 0	0- 0	0- 0	NEUTRAL	0- 0	0- 0	0- 0				
7- 3	0- 1	2- 0	NON-CONFERENCE	0- 0	5- 2	3- 0				
5- 3	0- 1	1- 0	HOME	0- 0	4- 2	3- 0				
2- 0	0- 0	1- 0	AWAY	0- 0	1- 0	0- 0				
0- 0	0- 0	0- 0	NEUTRAL	0- 0	0- 0	0- 0				
10- 6	0- 0	0- 0	CONFERENCE	2- 2	8- 4	8- 0				
5- 3	0- 0	0- 0	HOME	1- 1	4- 2	4- 0				
5- 3	0- 0	0- 0	AWAY	1- 1	4- 2	4- 0				
0- 0	0- 0	0- 0	NEUTRAL	0- 0	0- 0	0- 0				

RPI 1-25				RPI 26-50				RPI 51-100				RPI 101+				Team's RPI: 124
RPI	S	Opponent	Score	RPI	S	Opponent	Score	RPI	S	Opponent	Score	RPI	S	Opponent	Score	
24	H	Okla homa	46 78	35	A	Northern Colo.	55 44	65	A	Wyomi ng	64 53	134	A	Fresno St.	45 56	
				44	H	Gonzaga	65 49	65	H	Wyomi ng	49 53	134	H	Fresno St.	64 75	
								83	A	UNLV	52 56	135	H	I daho	69 83	
								94	H	New Mexi co	74 71	142	H	Col orado	67 70	
												145	A	Boi se St.	49 55	
												145	H	Boi se St.	58 62	
												148	H	BYU	56 54	
												168	A	Denver	61 56	
												219	A	Nevada	65 59	
												246	A	San Jose St.	73 66	
												246	H	San Jose St.	63 48	
												258	H	Prai ri e View	71 59	
												259	H	Morgan St.	60 44	
												265	A	San Diego St.	65 63	
												265	H	San Diego St.	72 43	
												298	A	Air Force	40 39	
												298	H	Air Force	61 50	
												299	H	Utah St.	56 45	
												330	H	N. C. Central	85 48	
LAST 12 Division I GAMES:																
145	A	Boi se St.	49 55	94	H	New Mexi co	74 71	265	H	San Diego St.	72 43					
134	H	Fresno St.	64 75	83	A	UNLV	52 56	298	A	Air Force	40 39					
246	A	San Jose St.	73 66	65	H	Wyomi ng	49 53	299	H	Utah St.	56 45					
298	H	Air Force	61 50													
219	A	Nevada	65 59													
65	A	Wyomi ng	64 53													

Non-Div I Games: Eastern N.M. 75 35

Colorado St.



Average RPI Win:	234	WON-LOST	WINNING	LAST 10	STRENGTH OF	OPP. STRENGTH	TEAM	ADJ.	CONF.	ADJ CONF.
Average RPI Loss:	106	RECORD	PCT. RANK	GAMES	SCHEDULE	OF SCHEDULE	RPI	RPI	RPI	RPI
DIV. I ONLY	7- 18	283	1- 9	78	117	213	213	9	9	
DIV. I NON-CONF.	6- 9	214	0- 2	123	135	175	175	9	9	
-----										
TOTALS	RPI 1-25	RPI 26-50	W-L RECORDS	RPI 51-100	RPI 101-999	RPI 201+				
7- 18	0- 3	0- 3	OVERALL	0- 6	7- 6	5- 4				
3- 7	0- 1	0- 1	HOME	0- 1	3- 4	1- 2				
4- 8	0- 0	0- 1	AWAY	0- 5	4- 2	4- 2				
0- 3	0- 2	0- 1	NEUTRAL	0- 0	0- 0	0- 0				
6- 9	0- 3	0- 1	NON-CONFERENCE	0- 2	6- 3	4- 3				
3- 2	0- 1	0- 0	HOME	0- 0	3- 1	1- 1				
3- 4	0- 0	0- 0	AWAY	0- 2	3- 2	3- 2				
0- 3	0- 2	0- 1	NEUTRAL	0- 0	0- 0	0- 0				
1- 9	0- 0	0- 2	CONFERENCE	0- 4	1- 3	1- 1				
0- 5	0- 0	0- 1	HOME	0- 1	0- 3	0- 1				
1- 4	0- 0	0- 1	AWAY	0- 3	1- 0	1- 0				
0- 0	0- 0	0- 0	NEUTRAL	0- 0	0- 0	0- 0				

RPI 1-25				RPI 26-50				RPI 51-100				RPI 101+ Team's RPI: 213			
RPI	S	Opponent	Score	RPI	S	Opponent	Score	RPI	S	Opponent	Score	RPI	S	Opponent	Score
3	N	Mississippi St.	54 90	36	A	Princeton	47 69	56	A	Houston	53 77	119	H	Yale	50 73
15	H	Buffalo	63 65	36	H	Princeton	46 74	73	A	Harvard	67 85	123	H	Saint Francis (PA)	94 81
16	N	Green Bay	43 61	46	N	Arizona St.	48 72	74	A	Penn	51 70	149	H	Brown	80 84
								74	H	Penn	39 75	191	H	Boston College	68 60
								90	A	Dartmouth	65 88	207	A	Hampton	58 60
								93	A	Rice	44 67	208	A	Providence	73 64
												212	H	Richmond	79 85
												236	H	Hofstra	75 53
												267	A	Cornell	72 54
												267	H	Cornell	47 57
												289	A	Vermont	73 66
												321	A	UMBC	60 44
												344	A	UMass Lowell	70 77
LAST 12 Division I GAMES:															
36	H	Princeton	46 74	267	A	Cornell	72 54								
74	H	Penn	39 75	267	H	Cornell	47 57								
149	H	Brown	80 84	74	A	Penn	51 70								
119	H	Yale	50 73	36	A	Princeton	47 69								
90	A	Dartmouth	65 88	207	A	Hampton	58 60								
73	A	Harvard	67 85	93	A	Rice	44 67								

Non-Div I Games:

Columbia



Average RPI Win:	304	WON-LOST	WINNING	LAST 10	STRENGTH OF	OPP. STRENGTH	TEAM	ADJ.	CONF.	ADJ CONF.
Average RPI Loss:	182	RECORD	PCT. RANK	GAMES	SCHEDULE	OF SCHEDULE	RPI	RPI	RPI	RPI
DIV. I ONLY	6- 20	308	3- 7	189	331	311	311	30	30	
DIV. I NON-CONF.	1- 11	331	0- 0	88	179	283	283	30	30	
-----										
TOTALS	RPI 1-25	RPI 26-50	W-L RECORDS	RPI 51-100	RPI 101-999	RPI 201+				
6- 20	0- 3	0- 0	OVERALL	0- 1	6- 16	6- 11				
6- 3	0- 1	0- 0	HOME	0- 0	6- 2	6- 1				
0- 15	0- 0	0- 0	AWAY	0- 0	0- 4	0- 4				
0- 2	0- 1	0- 0	NEUTRAL	0- 0	0- 1	0- 1				
1- 11	0- 3	0- 0	NON-CONFERENCE	0- 1	1- 7	1- 4				
1- 1	0- 1	0- 0	HOME	0- 0	1- 0	1- 0				
0- 8	0- 1	0- 0	AWAY	0- 1	0- 6	0- 3				
0- 2	0- 1	0- 0	NEUTRAL	0- 0	0- 1	0- 1				
5- 9	0- 0	0- 0	CONFERENCE	0- 0	5- 9	5- 7				
5- 2	0- 0	0- 0	HOME	0- 0	5- 2	5- 1				
0- 7	0- 0	0- 0	AWAY	0- 0	0- 7	0- 6				
0- 0	0- 0	0- 0	NEUTRAL	0- 0	0- 0	0- 0				

RPI 1-25				RPI 26-50				RPI 51-100				RPI 101+ Team's RPI: 311			
RPI	S	Opponent	Score	RPI	S	Opponent	Score	RPI	S	Opponent	Score	RPI	S	Opponent	Score
5	A	Baylor	54 100					64	A	West Virginia	43 101	109	A	SFA	59 72
17	N	Missouri	50 73									113	A	Middle Tenn.	39 69
22	H	Maryland	49 113									114	A	Bethune-Cookman	38 64
												114	H	Bethune-Cookman	63 75
												138	A	Charlotte	49 78
												206	A	N. C. A&T	63 64
												207	A	Hampton	35 67
												207	H	Hampton	48 83
												211	A	Norfolk St.	57 71
												257	N	Manhattan	56 74
												259	H	Morgan St.	55 53
												274	H	UMES	69 63
												281	A	Old Dominion	67 75
												282	A	VCU	47 62
												287	H	Mt. St. Mary's	68 54
												313	A	Charleston So.	58 72
												319	A	South Carolina St.	65 67
												319	H	South Carolina St.	56 39
												330	A	N. C. Central	52 60
												332	A	Delaware St.	66 70
												342	H	Florida A&M	62 56
												343	H	Savannah St.	66 57
-----															
LAST 12 Division I GAMES:															
332	A	Delaware St.	66 70	274	H	UMES	69 63								
114	H	Bethune-Cookman	63 75	319	H	South Carolina St.	56 39								
207	H	Hampton	48 83	259	H	Morgan St.	55 53								
319	A	South Carolina St.	65 67	206	A	N. C. A&T	63 64								
114	A	Bethune-Cookman	38 64	330	A	N. C. Central	52 60								
207	A	Hampton	35 67	342	H	Florida A&M	62 56								

Non-Div I Games:

Coppin St.

Loss, 
Non-Conf, 
S Site, 
H Home
A Away
N Neutral



Average RPI Win:	252	WON-LOST	WINNING	LAST 10	STRENGTH OF	OPP. STRENGTH	TEAM	ADJ.	CONF.	ADJ CONF.
Average RPI Loss:	143	RECORD	PCT. RANK	GAMES	SCHEDULE	OF SCHEDULE	RPI	RPI	RPI	RPI
DIV. I ONLY	6- 17	292	2- 8	184	164	267	267	9	9	
DIV. I NON-CONF.	4- 9	249	2- 0	315	296	298	298	9	9	
-----										
TOTALS	RPI 1-25	RPI 26-50	W-L RECORDS	RPI 51-100	RPI 101-999	RPI 201+				
6- 17	0- 0	0- 2	OVERALL	0- 5	6- 10	4- 5				
2- 9	0- 0	0- 1	HOME	0- 1	2- 7	0- 4				
4- 8	0- 0	0- 1	AWAY	0- 4	4- 3	4- 1				
0- 0	0- 0	0- 0	NEUTRAL	0- 0	0- 0	0- 0				
4- 9	0- 0	0- 0	NON-CONFERENCE	0- 1	4- 8	3- 4				
1- 5	0- 0	0- 0	HOME	0- 0	1- 5	0- 3				
3- 4	0- 0	0- 0	AWAY	0- 1	3- 3	3- 1				
0- 0	0- 0	0- 0	NEUTRAL	0- 0	0- 0	0- 0				
2- 8	0- 0	0- 2	CONFERENCE	0- 4	2- 2	1- 1				
1- 4	0- 0	0- 1	HOME	0- 1	1- 2	0- 1				
1- 4	0- 0	0- 1	AWAY	0- 3	1- 0	1- 0				
0- 0	0- 0	0- 0	NEUTRAL	0- 0	0- 0	0- 0				

RPI 1-25				RPI 26-50				RPI 51-100				RPI 101+				Team's RPI: 267	
RPI	S	Opponent	Score	RPI	S	Opponent	Score	RPI	S	Opponent	Score	RPI	S	Opponent	Score		
				36	A	Princeton	54 75	53	A	Drexel	39 61	119	H	Yale	55 65		
				36	H	Princeton	40 72	73	A	Harvard	58 80	149	H	Brown	70 68		
								74	A	Penn	48 68	150	H	Binghamton	58 66		
								74	H	Penn	39 53	174	A	Pittsburgh	39 51		
								90	A	Dartmouth	40 55	184	A	New Hampshire	45 48		
												186	H	Stony Brook	48 40		
												198	H	Lehigh	57 62		
												213	A	Columbia	57 47		
												213	H	Columbia	54 72		
												218	H	Oakland	77 79		
												221	H	Lafayette	58 59		
												247	A	Loyola Maryland	63 78		
												276	H	Colgate	70 74		
												284	A	Canisius	67 59		
												335	A	NJIT	61 46		
												344	A	UMass Lowell	71 53		
LAST 12 Division I GAMES:																	
				74	H	Penn	39 53	213	H	Columbia	54 72						
				36	H	Princeton	40 72	213	A	Columbia	57 47						
				119	H	Yale	55 65	36	A	Princeton	54 75						
				149	H	Brown	70 68	74	A	Penn	48 68						
				73	A	Harvard	58 80	335	A	NJIT	61 46						
				90	A	Dartmouth	40 55	344	A	UMass Lowell	71 53						

Non-Div I Games:

Cornell



Creighton					Through Games Of Feb. 22, 2018						
Average RPI	Win:	123	WON-LOST	WINNING	LAST 10	STRENGTH OF	OPP. STRENGTH	TEAM	ADJ.	CONF.	ADJ CONF.
Average RPI	Loss:	56	RECORD	PCT. RANK	GAMES	SCHEDULE	OF SCHEDULE	RPI	RPI	RPI	RPI
DIV. I ONLY	17- 9	86	8- 2	31	24	42	42	6	6		
DIV. I NON-CONF.	6- 4	122	0- 0	15	10	41	41	6	6		
-----											
TOTALS	RPI 1-25		RPI 26-50		W-L RECORDS	RPI 51-100		RPI 101-999		RPI 201+	
17- 9	1- 2		2- 3		OVERALL	3- 2		11- 2		5- 0	
10- 3	1- 1		1- 2		HOME	1- 0		7- 0		2- 0	
7- 4	0- 0		1- 1		AWAY	2- 2		4- 1		3- 0	
0- 2	0- 1		0- 0		NEUTRAL	0- 0		0- 1		0- 0	
6- 4	0- 2		1- 0		NON-CONFERENCE	2- 1		3- 1		1- 0	
3- 1	0- 1		1- 0		HOME	0- 0		2- 0		0- 0	
3- 1	0- 0		0- 0		AWAY	2- 1		1- 0		1- 0	
0- 2	0- 1		0- 0		NEUTRAL	0- 0		0- 1		0- 0	
11- 5	1- 0		1- 3		CONFERENCE	1- 1		8- 1		4- 0	
7- 2	1- 0		0- 2		HOME	1- 0		5- 0		2- 0	
4- 3	0- 0		1- 1		AWAY	0- 1		3- 1		2- 0	
0- 0	0- 0		0- 0		NEUTRAL	0- 0		0- 0		0- 0	
-----											
RPI 1-25				Team's RPI: 42		RPI 51-100		RPI 101+			
RPI	S	Opponent	Score	RPI	S	Opponent	Score	RPI	S	Opponent	Score
7	H	Florida St.	82 92	28	A	DePaul	67 77	54	A	St. John's (NY)	65 72
9	N	UCLA	63 72	28	H	DePaul	54 82	54	H	St. John's (NY)	53 39
23	H	Villanova	69 54	30	A	Marquette	74 73	57	A	South Dakota	68 73
				30	H	Marquette	77 92	62	A	Nebraska	64 49
				32	H	South Dakota St.	72 65	80	A	Drake	108 100
-----											
LAST 12 Division I GAMES:											
105	H	Butler	64 55	54	H	St. John's (NY)	53 39	104	A	Seton Hall	68 51
220	H	Xavier	65 54	220	A	Xavier	71 64	104	H	Seton Hall	81 64
208	A	Providence	87 84	105	A	Butler	53 59	105	A	Butler	53 59
30	A	Marquette	74 73	208	H	Providence	73 56	105	H	Butler	64 55
28	A	DePaul	67 77	28	H	DePaul	54 82	121	H	Georgetown	69 58
104	H	Seton Hall	81 64	30	H	Marquette	77 92	137	H	Wichita St.	66 61
								147	H	UNI	89 78
								189	N	Washington	64 67
								208	A	Providence	87 84
								208	H	Providence	73 56
								220	A	Xavier	71 64
								220	H	Xavier	65 54
								243	A	Omaha	72 51

Non-Div I Games:

Creighton



Average RPI Win:	203	WON-LOST	WINNING	LAST 10	STRENGTH OF	OPP. STRENGTH	TEAM	ADJ.	CONF.	ADJ CONF.
Average RPI Loss:	87	RECORD	PCT. RANK	GAMES	SCHEDULE	OF SCHEDULE	RPI	RPI	RPI	RPI
DIV. I ONLY	14- 9	113	6- 4	110	132	90	90	9	9	
DIV. I NON-CONF.	8- 5	111	0- 2	199	207	118	118	9	9	
-----										
TOTALS	RPI 1-25	RPI 26-50	W-L RECORDS	RPI 51-100	RPI 101-999	RPI 201+				
14- 9	0- 1	0- 1	OVERALL	1- 4	13- 3	6- 0				
9- 2	0- 0	0- 0	HOME	1- 1	8- 1	5- 0				
5- 7	0- 1	0- 1	AWAY	0- 3	5- 2	1- 0				
0- 0	0- 0	0- 0	NEUTRAL	0- 0	0- 0	0- 0				
8- 5	0- 1	0- 0	NON-CONFERENCE	0- 2	8- 2	4- 0				
5- 1	0- 0	0- 0	HOME	0- 1	5- 0	3- 0				
3- 4	0- 1	0- 0	AWAY	0- 1	3- 2	1- 0				
0- 0	0- 0	0- 0	NEUTRAL	0- 0	0- 0	0- 0				
6- 4	0- 0	0- 1	CONFERENCE	1- 2	5- 1	2- 0				
4- 1	0- 0	0- 0	HOME	1- 0	3- 1	2- 0				
2- 3	0- 0	0- 1	AWAY	0- 2	2- 0	0- 0				
0- 0	0- 0	0- 0	NEUTRAL	0- 0	0- 0	0- 0				

RPI 1-25				RPI 26-50				RPI 51-100				RPI 101+			
RPI	S	Opponent	Score	RPI	S	Opponent	Score	RPI	S	Opponent	Score	RPI	S	Opponent	Score
6	A	Ohio St.	70 103	36	A	Princeton	63 82	73	A	Harvard	65 76	119	A	Yale	64 62
								73	H	Harvard	63 56	119	H	Yale	39 57
								74	A	Penn	47 65	142	A	Colorado	81 75
								79	A	Albany (NY)	61 76	149	A	Brown	77 60
								81	H	Maine	51 64	149	H	Brown	78 73
												150	A	Binghamton	64 80
												160	A	Marist	60 51
												165	A	Army West Point	56 71
												184	H	New Hampshire	57 49
												191	H	Boston College	68 57
												213	H	Columbia	88 65
												237	A	Holy Cross	76 74
												267	H	Cornell	55 40
												289	H	Vermont	66 56
												328	H	Rhode Island	70 54
												335	H	NJIT	81 50
-----															
LAST 12 Division I GAMES:															
149	A	Brown	77 60	119	H	Yale	39 57	149	H	Brown	78 73	73	A	Harvard	65 76
119	A	Yale	64 62	73	A	Harvard	63 56	73	H	Harvard	63 56	150	A	Binghamton	64 80
36	A	Princeton	63 82	74	A	Penn	47 65	79	A	Albany (NY)	61 76	79	A	Albany (NY)	61 76
74	A	Penn	47 65	213	H	Columbia	88 65								
267	H	Cornell	55 40												

Non-Div I Games:

Dartmouth



Average RPI Win:	251	WON-LOST RECORD	WINNING PCT. RANK	LAST 10 GAMES	STRENGTH OF SCHEDULE	OPP. STRENGTH OF SCHEDULE	TEAM RPI	ADJ. RPI	CONF. RPI	ADJ CONF. RPI
Average RPI Loss:	103									
DIV. I ONLY	11- 17	229	4- 6	92	181	171	171	12	12	
DIV. I NON-CONF.	5- 8	220	0- 0	47	211	132	132	10	10	
-----										
TOTALS	RPI 1-25	RPI 26-50	W-L RECORDS	RPI 51-100	RPI 101-999	RPI 201+				
11- 17	0- 1	0- 3	OVERALL	0- 6	11- 7	9- 2				
4- 8	0- 0	0- 3	HOME	0- 3	4- 2	3- 1				
7- 9	0- 1	0- 0	AWAY	0- 3	7- 5	6- 1				
0- 0	0- 0	0- 0	NEUTRAL	0- 0	0- 0	0- 0				
5- 8	0- 1	0- 2	NON-CONFERENCE	0- 2	5- 3	3- 1				
2- 3	0- 0	0- 2	HOME	0- 0	2- 1	1- 1				
3- 5	0- 1	0- 0	AWAY	0- 2	3- 2	2- 0				
0- 0	0- 0	0- 0	NEUTRAL	0- 0	0- 0	0- 0				
6- 9	0- 0	0- 1	CONFERENCE	0- 4	6- 4	6- 1				
2- 5	0- 0	0- 1	HOME	0- 3	2- 1	2- 0				
4- 4	0- 0	0- 0	AWAY	0- 1	4- 3	4- 1				
0- 0	0- 0	0- 0	NEUTRAL	0- 0	0- 0	0- 0				

RPI 1-25				RPI 26-50				RPI 51-100				RPI 101+ Team's RPI: 171							
RPI	S	Opponent	Score	RPI	S	Opponent	Score	RPI	S	Opponent	Score	RPI	S	Opponent	Score				
21	A	NC State	49 73	31	H	Dayton	68 85	52	A	UCF	54 62	102	A	George Mason	61 74				
				36	H	Princeton	57 63	59	A	Mercer	54 69	131	A	Saint Louis	72 88				
				49	H	Elon	58 75	60	A	Fordham	58 66	138	H	Charlotte	68 66				
								60	H	Fordham	45 58	151	A	William & Mary	55 73				
								70	H	Duquesne	54 79	164	H	Saint Joseph's	62 64				
								88	H	George Washington	48 53	175	A	Furman	62 65				
												193	A	High Point	82 74				
												212	A	Richmond	68 65				
												217	H	UNC Asheville	58 50				
												229	H	Gardner-Webb	65 70				
												242	A	La Salle	58 51				
												250	A	St. Bonaventure	75 68				
												270	A	Massachusetts	68 70				
												270	H	Massachusetts	87 81				
												272	A	Appalachian St.	59 57				
												309	A	Western Caro.	70 57				
												328	A	Rhode Island	79 67				
												328	H	Rhode Island	77 67				
-----																			
LAST 12 Division I GAMES:																			
242	A	La Salle	58 51	31	H	Dayton	68 85	270	H	Massachusetts	87 81								
270	A	Massachusetts	68 70	250	A	St. Bonaventure	75 68	88	H	George Washington	48 53								
164	H	Saint Joseph's	62 64	212	A	Richmond	68 65	60	A	Fordham	58 66								
60	H	Fordham	45 58																
131	A	Saint Louis	72 88																
328	A	Rhode Island	79 67																

Non-Div I Games:

Davidson

■ Loss, 
 ■ Non-Conf, 
 ■ S Site, 
 ■ Home 
 ■ A Away 
 N Neutral



Average RPI Win: 171

Average RPI Loss: 35

WON-LOST  
RECORDWINNING  
PCT. RANKLAST 10  
GAMESSTRENGTH OF  
SCHEDULEOPP. STRENGTH  
OF SCHEDULETEAM  
RPIADJ.  
RPICONF.  
RPIADJ CONF.  
RPIDIV. I ONLY  
DIV. I NON-CONF.22- 4  
7- 412  
10210- 0  
0- 088  
65100  
5131  
6631  
6612  
1012  
10

TOTALS

RPI 1-25

RPI 26-50

W-L RECORDS

RPI 51-100

RPI 101-999

RPI 201+

22- 4

0- 2

1- 1

OVERALL

7- 1

14- 0

9- 0

12- 1

0- 1

1- 0

HOME

4- 0

7- 0

5- 0

7- 2

0- 0

0- 1

AWAY

2- 1

5- 0

3- 0

3- 1

0- 1

0- 0

NEUTRAL

1- 0

2- 0

1- 0

7- 4

0- 2

1- 1

NON-CONFERENCE

2- 1

4- 0

3- 0

4- 1

0- 1

1- 0

HOME

1- 0

2- 0

2- 0

0- 2

0- 0

0- 1

AWAY

0- 1

0- 0

0- 0

3- 1

0- 1

0- 0

NEUTRAL

1- 0

2- 0

1- 0

15- 0

0- 0

0- 0

CONFERENCE

5- 0

10- 0

6- 0

8- 0

0- 0

0- 0

HOME

3- 0

5- 0

3- 0

7- 0

0- 0

0- 0

AWAY

2- 0

5- 0

3- 0

0- 0

0- 0

0- 0

NEUTRAL

0- 0

0- 0

0- 0

RPI 1-25

RPI 26-50

Team's RPI: 31

RPI 51-100

RPI 101+

RPI	S	Opponent	Score
16	H	Green Bay	64 75
19	N	South Fla.	87 93

RPI	S	Opponent	Score
34	H	Virginia	61 46
41	A	Quinnipiac	66 72

RPI	S	Opponent	Score
60	A	Fordham	63 62
60	H	Fordham	79 54
63	A	Toledo	50 68
70	H	Duquesne	79 70
72	H	James Madison	82 54
73	N	Harvard	72 66
88	A	George Washington	57 53
88	H	George Washington	66 55

RPI	S	Opponent	Score
102	H	George Mason	71 66
117	N	Tulane	71 65
131	H	Saint Louis	101 76
164	A	Saint Joseph's	65 59
171	A	Davidson	85 68
212	A	Richmond	66 59
242	A	La Salle	76 47
250	H	St. Bonaventure	80 59
259	H	Morgan St.	88 52
270	A	Massachusetts	78 49
282	H	VCU	74 64
328	H	Rhode Island	116 58
338	H	Ark.-Pine Bluff	81 43
341	N	Mississippi Val.	65 46

LAST 12 Division I GAMES:

102	H	George Mason	71 66
60	H	Fordham	79 54
88	A	George Washington	57 53
270	A	Massachusetts	78 49
282	H	VCU	74 64
70	H	Duquesne	79 70

171	A	Davidson	85 68
212	A	Richmond	66 59
88	H	George Washington	66 55
60	A	Fordham	63 62
131	H	Saint Louis	101 76
250	H	St. Bonaventure	80 59

Non-Div I Games:

Dayton

■ Loss, 
 ■ Non-Conf, 
 S Site, 
 ■ Home 
 ■ Away 
 N Neutral



Average RPI Win:	133
Average RPI Loss:	38

Average RPI Win: 133		WON-LOST	WINNING	LAST 10	STRENGTH OF	OPP. STRENGTH	TEAM	ADJ.	CONF.	ADJ CONF.
Average RPI	Loss: 38	RECORD	PCT. RANK	GAMES	SCHEDULE	OF SCHEDULE	RPI	RPI	RPI	RPI
DIV. I ONLY		21- 7	45	8- 2	32	33	28	28	6	6
DIV. I NON-CONF.		8- 4	87	0- 0	22	12	45	45	6	6
TOTALS		RPI 1-25	RPI 26-50	W-L RECORDS	RPI 51-100	RPI 101-999	RPI 201+			
21- 7	2- 3		4- 2	OVERALL	2- 1	13- 1	6- 0			
13- 3	2- 1		2- 1	HOME	2- 0	7- 1	4- 0			
6- 3	0- 2		1- 1	AWAY	0- 0	5- 0	2- 0			
2- 1	0- 0		1- 0	NEUTRAL	0- 1	1- 0	0- 0			
8- 4	1- 2		1- 1	NON-CONFERENCE	1- 1	5- 0	2- 0			
5- 2	1- 1		0- 1	HOME	1- 0	3- 0	2- 0			
1- 1	0- 1		0- 0	AWAY	0- 0	1- 0	0- 0			
2- 1	0- 0		1- 0	NEUTRAL	0- 1	1- 0	0- 0			
13- 3	1- 1		3- 1	CONFERENCE	1- 0	8- 1	4- 0			
8- 1	1- 0		2- 0	HOME	1- 0	4- 1	2- 0			
5- 2	0- 1		1- 1	AWAY	0- 0	4- 0	2- 0			
0- 0	0- 0		0- 0	NEUTRAL	0- 0	0- 0	0- 0			

RPI 1-25					
RPI	S	Opponent	Score		
1	A	Notre Dame	82	91	
2	H	UConn	69	103	
23	A	Villanova	58	84	
23	H	Villanova	71	66	
24	H	Oklahoma	111	108	

Team's RPI : 28					
RPI	S	Opponent	Score		
30	A	Marquette	81	93	
30	H	Marquette	95	83	
35	H	Northern Colo.	88	94	
42	A	Creighton	82	54	
42	H	Creighton	77	67	
44	N	Gonzaga	88	71	

RPI 51-100					
RPI	S	Opponent	Score		
54	H	St. John's (NY)	76	67	
55	N	FGCU	84	89	
78	H	IUPUI	85	71	

RPI 101+					
RPI	S	Opponent	Score		
104	H	Seton Hall	89	66	
105	A	Butler	86	68	
105	H	Butler	87	65	
121	A	Georgetown	78	62	
121	H	Georgetown	85	86	
131	H	Saint Louis	86	78	
187	A	Northwestern	92	63	
201	N	Memphis	81	67	
208	A	Providence	71	48	
208	H	Providence	81	47	
220	A	Xavier	73	72	
220	H	Xavier	79	48	
304	H	Loyola-Chicago	88	47	
332	H	Delaware St.	110	71	

LAST 12 Division I GAMES:					
23	H	Villanova	71	66	30 H Marquette 95 83
121	H	Georgetown	85	86	121 A Georgetown 78 62
220	A	Xavier	73	72	23 A Villanova 58 84
105	A	Butler	86	68	105 H Butler 87 65
208	H	Providence	81	47	220 H Xavier 79 48
42	H	Creighton	77	67	42 A Creighton 82 54

Non-Div I Games:

DePaul



Delaware

Del aware				Through Games Of Feb. 22, 2018							
Average RPI	Win:	220	WON-LOST	WINNING	LAST 10	STRENGTH OF	OPP. STRENGTH	TEAM	ADJ.	CONF.	ADJ CONF.
Average RPI	Loss:	117	RECORD	PCT. RANK	GAMES	SCHEDULE	OF SCHEDULE	RPI	RPI	RPI	RPI
DIV. I ONLY		16- 9	96	6- 4	206	178	128	128	10	10	
DIV. I NON-CONF.		7- 4	102	0- 0	258	269	144	144	11	11	
-----											
TOTALS	RPI 1-25		RPI 26-50		W-L RECORDS		RPI 51-100		RPI 101-999		RPI 201+
16- 9	0- 1		1- 2		OVERALL		1- 2		14- 4		11- 2
9- 3	0- 0		1- 0		HOME		1- 1		7- 2		6- 1
6- 5	0- 1		0- 2		AWAY		0- 1		6- 1		4- 0
1- 1	0- 0		0- 0		NEUTRAL		0- 0		1- 1		1- 1
7- 4	0- 1		0- 1		NON-CONFERENCE		1- 0		6- 2		4- 2
3- 1	0- 0		0- 0		HOME		1- 0		2- 1		2- 1
3- 2	0- 1		0- 1		AWAY		0- 0		3- 0		1- 0
1- 1	0- 0		0- 0		NEUTRAL		0- 0		1- 1		1- 1
9- 5	0- 0		1- 1		CONFERENCE		0- 2		8- 2		7- 0
6- 2	0- 0		1- 0		HOME		0- 1		5- 1		4- 0
3- 3	0- 0		0- 1		AWAY		0- 1		3- 1		3- 0
0- 0	0- 0		0- 0		NEUTRAL		0- 0		0- 0		0- 0

RPI 1-25				RPI 26-50				RPI 51-100				RPI 101+ Team's RPI: 128			
RPI	S	Opponent	Score	RPI	S	Opponent	Score	RPI	S	Opponent	Score	RPI	S	Opponent	Score
15	A	Buffalo	73 87	36	A	Princeton	60 78	53	A	Drexel	53 74	139	A	Northeastern	59 73
				49	A	Elon	51 64	58	H	American	72 56	139	H	Northeastern	53 64
				49	H	Elon	80 66	72	H	James Madison	53 56	151	H	William & Mary	68 59
												155	A	Hartford	72 63
												165	A	Army West Point	70 59
												204	H	Boston U.	79 85
												236	A	Hofstra	58 51
												236	H	Hofstra	61 41
												247	H	Loyola Maryland	71 38
												250	A	St. Bonaventure	53 52
												254	A	Col. of Charleston	68 59
												254	H	Col. of Charleston	79 51
												261	A	UNCW	82 49
												261	H	UNCW	80 62
												271	H	Towson	51 49
												332	H	Delaware St.	84 49
												347	N	Eastern Ill.	66 37
												348	N	Saint Peter's	87 90
-----															
LAST 12 Division I GAMES:															
254	H	Col. of Charleston	79 51	139	H	Northeastern	53 64								
72	H	James Madison	53 56	49	A	Elon	51 64								
236	H	Hofstra	61 41	261	A	UNCW	82 49								
151	H	William & Mary	68 59	271	H	Towson	51 49								
139	A	Northeastern	59 73	236	A	Hofstra	58 51								
261	H	UNCW	80 62	254	A	Col. of Charleston	68 59								

Non-Div I Games:

Del aware

Delaware



Average RPI Win:	316	WON-LOST	WINNING	LAST 10	STRENGTH OF	OPP. STRENGTH	TEAM	ADJ.	CONF.	ADJ CONF.
Average RPI Loss:	189	RECORD	PCT. RANK	GAMES	SCHEDULE	OF SCHEDULE	RPI	RPI	RPI	RPI
DIV. I ONLY	5- 21	318	3- 7	285	290	332	332	30	30	
DIV. I NON-CONF.	1- 12	335	0- 0	179	100	322	322	30	30	
-----										
TOTALS	RPI 1-25	RPI 26-50	W-L RECORDS	RPI 51-100	RPI 101-999	RPI 201+				
5- 21	0- 0	0- 2	OVERALL	0- 1	5- 18	5- 10				
4- 7	0- 0	0- 0	HOME	0- 1	4- 6	4- 4				
1- 12	0- 0	0- 0	AWAY	0- 0	1- 5	1- 4				
0- 2	0- 0	0- 0	NEUTRAL	0- 0	0- 2	0- 0				
1- 12	0- 0	0- 2	NON-CONFERENCE	0- 1	1- 9	1- 2				
1- 3	0- 0	0- 0	HOME	0- 1	1- 2	1- 1				
0- 7	0- 0	0- 2	AWAY	0- 0	0- 5	0- 1				
0- 2	0- 0	0- 0	NEUTRAL	0- 0	0- 2	0- 0				
4- 9	0- 0	0- 0	CONFERENCE	0- 0	4- 9	4- 8				
3- 4	0- 0	0- 0	HOME	0- 0	3- 4	3- 3				
1- 5	0- 0	0- 0	AWAY	0- 0	1- 5	1- 5				
0- 0	0- 0	0- 0	NEUTRAL	0- 0	0- 0	0- 0				

RPI	S	Opponent	Score	RPI	S	Opponent	Score	RPI	S	Opponent	Score	RPI	S	Opponent	Score
28	A	DePaul	71 110	53	H	Drexel	52 73	114	H	Bethune-Cookman	60 68	128	A	Delaware	49 84
39	A	Michigan	36 105					130	H	Robert Morris	42 65	140	A	Kansas	49 81
								156	N	Ole Miss	58 110	162	A	Florida	51 85
								181	N	Stetson	43 58	192	A	Temple	72 96
								206	A	N. C. A&T	55 75	206	H	N. C. A&T	48 66
								207	A	Hampton	62 66	211	A	Norfolk St.	50 72
								233	A	Fla. Atlantic	67 90	242	H	La Salle	48 71
								259	A	Morgan St.	62 54	311	H	Coppin St.	70 66
								319	H	South Carolina St.	58 44	330	A	N. C. Central	60 76
								330	H	N. C. Central	67 74	342	A	Florida A&M	54 59
								342	H	Florida A&M	65 73	343	H	Savannah St.	93 79
								346	H	Longwood	60 56				
LAST 12 Division I GAMES:															
311	H	Coppin St.	70 66	259	A	Morgan St.	62 54	114	H	Bethune-Cookman	60 68	342	A	Florida A&M	54 59
342	H	Florida A&M	65 73	114	H	Bethune-Cookman	60 68	207	A	Hampton	62 66	206	H	N. C. A&T	48 66
211	A	Norfolk St.	50 72	342	A	Florida A&M	54 59	206	H	N. C. A&T	48 66	319	H	South Carolina St.	58 44
330	A	N. C. Central	60 76	207	A	Hampton	62 66	319	H	South Carolina St.	58 44				
206	A	N. C. A&T	55 75	206	H	N. C. A&T	48 66								
343	H	Savannah St.	93 79	319	H	South Carolina St.	58 44								

Non-Div I Games:

Delaware St.



Average RPI Win: 282	WON-LOST RECORD	WINNING PCT. RANK	LAST 10 GAMES	STRENGTH OF SCHEDULE	OPP. STRENGTH OF SCHEDULE	TEAM RPI	ADJ. RPI	CONF. RPI	ADJ CONF. RPI
Average RPI Loss: 77									
DIV. I ONLY	15- 12	145	6- 4	229	182	168	168	13	13
DIV. I NON-CONF.	8- 6	143	0- 0	282	225	196	196	16	16
-----									
TOTALS	RPI 1-25	RPI 26-50	W-L RECORDS	RPI 51-100	RPI 101-999	RPI 201+			
15- 12	0- 0	0- 3	OVERALL	0- 6	15- 3	13- 0			
6- 5	0- 0	0- 2	HOME	0- 2	6- 1	5- 0			
8- 5	0- 0	0- 1	AWAY	0- 2	8- 2	8- 0			
1- 2	0- 0	0- 0	NEUTRAL	0- 2	1- 0	0- 0			
8- 6	0- 0	0- 1	NON-CONFERENCE	0- 4	8- 1	7- 0			
2- 3	0- 0	0- 1	HOME	0- 1	2- 1	2- 0			
5- 1	0- 0	0- 0	AWAY	0- 1	5- 0	5- 0			
1- 2	0- 0	0- 0	NEUTRAL	0- 2	1- 0	0- 0			
7- 6	0- 0	0- 2	CONFERENCE	0- 2	7- 2	6- 0			
4- 2	0- 0	0- 1	HOME	0- 1	4- 0	3- 0			
3- 4	0- 0	0- 1	AWAY	0- 1	3- 2	3- 0			
0- 0	0- 0	0- 0	NEUTRAL	0- 0	0- 0	0- 0			

RPI 1-25				RPI 26-50				RPI 51-100				RPI 101+				Team's RPI : 168	
RPI	S	Opponent	Score	RPI	S	Opponent	Score	RPI	S	Opponent	Score	RPI	S	Opponent	Score		
32	A	South Dakota St.	59 95	57	A	South Dakota	51 79	111	A	Western Ill.	93 118						
32	H	South Dakota St.	58 69	57	H	South Dakota	60 82	124	H	Colorado St.	56 61						
35	H	Northern Colo.	63 71	58	A	American	53 66	180	A	Oral Roberts	60 90						
				65	H	Wyoming	51 61	180	H	Oral Roberts	70 54						
				85	N	Miami (OH)	52 69	200	N	Eastern Mich.	60 54						
				89	N	Liberty	69 82	243	A	Omaha	85 74						
								243	H	Omaha	81 60						
								277	A	UMKC	77 68						
								278	A	North Dakota St.	78 73						
								278	H	North Dakota St.	98 79						
								298	A	Air Force	75 54						
								299	A	Utah St.	74 72						
								301	H	Northern Ariz.	80 73						
								321	A	UMBC	70 48						
								324	A	Cal St. Fullerton	83 58						
								326	H	Utah Valley	72 53						
								329	A	Fort Wayne	73 55						
								329	H	Fort Wayne	86 65						
LAST 12 Division I GAMES:																	
243	H	Omaha	81 60	111	A	Western Ill.	93 118										
180	H	Oral Roberts	70 54	180	A	Oral Roberts	60 90										
278	A	North Dakota St.	78 73	243	A	Omaha	85 74										
32	A	South Dakota St.	59 95	278	H	North Dakota St.	98 79										
329	H	Fort Wayne	86 65	32	H	South Dakota St.	58 69										
57	H	South Dakota	60 82	329	A	Fort Wayne	73 55										

Non-Div I Games: Chadron St. 99 55

Denver



Average RPI Win:	327	WON-LOST	WINNING	LAST 10	STRENGTH OF	OPP. STRENGTH	TEAM	ADJ.	CONF.	ADJ CONF.
Average RPI Loss:	139	RECORD	PCT. RANK	GAMES	SCHEDULE	OF SCHEDULE	RPI	RPI	RPI	RPI
DIV. I ONLY	2- 25	342	1- 9	174	109	323	323	11	11	
DIV. I NON-CONF.	0- 11	337	0- 0	233	34	334	334	15	15	
-----										
TOTALS	RPI 1-25	RPI 26-50	W-L RECORDS	RPI 51-100	RPI 101-999	RPI 201+				
2- 25	0- 1	0- 1	OVERALL	0- 6	2- 17	2- 7				
1- 13	0- 1	0- 1	HOME	0- 4	1- 7	1- 3				
1- 10	0- 0	0- 0	AWAY	0- 2	1- 8	1- 3				
0- 2	0- 0	0- 0	NEUTRAL	0- 0	0- 2	0- 1				
0- 11	0- 0	0- 1	NON-CONFERENCE	0- 3	0- 7	0- 3				
0- 5	0- 0	0- 1	HOME	0- 2	0- 2	0- 1				
0- 4	0- 0	0- 0	AWAY	0- 1	0- 3	0- 1				
0- 2	0- 0	0- 0	NEUTRAL	0- 0	0- 2	0- 1				
2- 14	0- 1	0- 0	CONFERENCE	0- 3	2- 10	2- 4				
1- 8	0- 1	0- 0	HOME	0- 2	1- 5	1- 2				
1- 6	0- 0	0- 0	AWAY	0- 1	1- 5	1- 2				
0- 0	0- 0	0- 0	NEUTRAL	0- 0	0- 0	0- 0				

RPI	S	Opponent	Score	RPI	S	Opponent	Score	RPI	S	Opponent	Score	RPI	S	Opponent	Score	Team's RPI: 323
16	H	Green Bay	27 85	39	H	Michigan	50 86	63	H	Toledo	64 81	107	A	Cleveland St.	50 75	
								69	H	Michigan St.	60 97	107	H	Cleveland St.	76 90	
								78	A	IUPUI	62 90	108	A	Wright St.	55 85	
								78	H	IUPUI	59 91	108	H	Wright St.	60 88	
								85	A	Miami (OH)	64 91	110	A	Western Mich.	62 74	
								96	H	Milwaukee	61 70	154	N	Clemson	44 72	
												159	A	Kent St.	74 82	
												170	A	Youngstown St.	59 76	
												170	H	Youngstown St.	52 72	
												200	H	Eastern Mich.	76 78	
												209	N	North Texas	57 63	
												210	H	Bowling Green	81 85	
												218	A	Oakland	50 83	
												218	H	Oakland	74 85	
												222	A	Illinois	65 73	
												244	A	Northern Ky.	60 64	
												244	H	Northern Ky.	67 78	
												327	A	Ill. -Chicago	61 58	
												327	H	Ill. -Chicago	73 60	
-----																
LAST 12 Division I GAMES:																
218	H	Oakland	74 85	107	H	Cleveland St.	76 90									
78	H	IUPUI	59 91	218	A	Oakland	50 83									
327	H	Ill. -Chicago	73 60	96	H	Milwaukee	61 70									
244	A	Northern Ky.	60 64	16	H	Green Bay	27 85									
108	A	Wright St.	55 85	327	A	Ill. -Chicago	61 58									
170	H	Youngstown St.	52 72	78	A	IUPUI	62 90									

Non-Div I Games:

Detroit Mercy



Average RPI Win: 211

Average RPI Loss: 47

WON-LOST  
RECORDWINNING  
PCT. RANKLAST 10  
GAMESSTRENGTH OF  
SCHEDULEOPP. STRENGTH  
OF SCHEDULETEAM  
RPIADJ.  
RPICONF.  
RPIADJ CONF.  
RPIDIV. I ONLY  
DIV. I NON-CONF.18- 7  
4- 758  
22610- 0  
0- 0123  
10152  
2680  
12580  
12524  
2224  
22

TOTALS

RPI 1-25

RPI 26-50

W-L RECORDS

RPI 51-100

RPI 101-999

RPI 201+

18- 7

0- 2

0- 2

OVERALL

4- 2

14- 1

9- 0

10- 3

0- 0

0- 2

HOME

3- 1

7- 0

4- 0

7- 3

0- 2

0- 0

AWAY

1- 1

6- 0

4- 0

1- 1

0- 0

0- 0

NEUTRAL

0- 0

1- 1

1- 0

4- 7

0- 2

0- 2

NON-CONFERENCE

2- 2

2- 1

1- 0

3- 3

0- 0

0- 2

HOME

2- 1

1- 0

0- 0

0- 3

0- 2

0- 0

AWAY

0- 1

0- 0

0- 0

1- 1

0- 0

0- 0

NEUTRAL

0- 0

1- 1

1- 0

14- 0

0- 0

0- 0

CONFERENCE

2- 0

12- 0

8- 0

7- 0

0- 0

0- 0

HOME

1- 0

6- 0

4- 0

7- 0

0- 0

0- 0

AWAY

1- 0

6- 0

4- 0

0- 0

0- 0

0- 0

NEUTRAL

0- 0

0- 0

0- 0

RPI 1-25

RPI 26-50

RPI 51-100 Team's RPI: 80

RPI 101+

RPI	S	Opponent	Score
8	A	Oregon	77 110
18	A	Iowa	66 79

RPI	S	Opponent	Score
32	H	South Dakota St.	78 85
42	H	Creighton	100 108

RPI	S	Opponent	Score
62	H	Nebraska	84 89
65	A	Wyoming	61 75
89	H	Liberty	96 68
96	H	Milwaukee	77 73
97	A	Missouri St.	80 68
97	H	Missouri St.	84 65

RPI	S	Opponent	Score
102	N	George Mason	75 87
118	H	Iowa St.	83 80
147	A	UNI	72 67
147	H	UNI	81 64
163	A	Southern Ill.	75 64
163	H	Southern Ill.	84 73
252	A	Illinois St.	65 58
264	A	Indiana St.	84 51
264	H	Indiana St.	85 64
273	A	Bradley	84 75
292	H	Valparaiso	86 50
304	H	Loyola Chicago	72 46
341	N	Mississippi Val.	96 60
349	A	Evansville	101 50
349	H	Evansville	107 66

LAST 12 Division I GAMES:

147	A	UNI	72 67	252	A	Illinois St.	65 58
264	A	Indiana St.	84 51	147	H	UNI	81 64
349	A	Evansville	101 50	349	H	Evansville	107 66
97	H	Missouri St.	84 65	264	H	Indiana St.	85 64
163	H	Southern Ill.	84 73	163	A	Southern Ill.	75 64
273	A	Bradley	84 75	97	A	Missouri St.	80 68

Non-Div I Games: Iowa Wesleyan 102 25

Drake

Loss, Non-Conf, S Site, H Home A Away N Neutral



Average RPI Win: 198

Average RPI Loss: 62

WON-LOST  
RECORDWINNING  
PCT. RANKLAST 10  
GAMESSTRENGTH OF  
SCHEDULEOPP. STRENGTH  
OF SCHEDULETEAM  
RPIADJ.  
RPICONF.  
RPIADJ CONF.  
RPIDIV. I ONLY  
DIV. I NON-CONF.20- 6  
8- 441  
879- 1  
0- 0141  
188129  
10353  
8853  
8810  
1110  
11

TOTALS

RPI 1-25

RPI 26-50

W-L RECORDS

RPI 51-100

RPI 101-999

RPI 201+

20- 6

0- 0

1- 2

OVERALL

0- 4

19- 0

11- 0

11- 0

0- 0

1- 0

HOME

0- 0

10- 0

6- 0

8- 4

0- 0

0- 2

AWAY

0- 2

8- 0

5- 0

1- 2

0- 0

0- 0

NEUTRAL

0- 2

1- 0

0- 0

8- 4

0- 0

0- 1

NON-CONFERENCE

0- 3

8- 0

5- 0

4- 0

0- 0

0- 0

HOME

0- 0

4- 0

3- 0

3- 2

0- 0

0- 1

AWAY

0- 1

3- 0

2- 0

1- 2

0- 0

0- 0

NEUTRAL

0- 2

1- 0

0- 0

12- 2

0- 0

1- 1

CONFERENCE

0- 1

11- 0

6- 0

7- 0

0- 0

1- 0

HOME

0- 0

6- 0

3- 0

5- 2

0- 0

0- 1

AWAY

0- 1

5- 0

3- 0

0- 0

0- 0

0- 0

NEUTRAL

0- 0

0- 0

0- 0

RPI 1-25

RPI 26-50

RPI 51-100

Team's RPI: 53

RPI 101+

RPI S Opponent Score

RPI S Opponent Score

RPI S Opponent Score

RPI S Opponent Score

29 A Syracuse 62 72  
 49 A El on 58 70  
 49 H El on 58 56

64 N West Virginia 42 75  
 72 A James Madison 48 56  
 75 N Virginia Tech 67 79  
 84 A Penn St. 70 84

105 N Butler 76 62  
 106 H Bucknell I 63 54  
 128 H Delaware 74 53  
 139 A Northeastern 69 58  
 139 H Northeastern 58 50  
 151 A William & Mary 65 58  
 151 H William & Mary 54 34  
 164 A Saint Joseph's 65 58  
 221 H Lafayette 52 37  
 236 A Hofstra 58 47  
 236 H Hofstra 47 38  
 242 H La Salle 79 54  
 248 A Niagara 66 65  
 254 A Col. of Charleston 80 53  
 261 A UNCW 58 40  
 261 H UNCW 68 42  
 267 H Cornell I 61 39  
 271 H Towson 78 53  
 332 A Delaware St. 73 52

LAST 12 Division I GAMES:

151 H William & Mary 54 34  
 261 A UNCW 58 40  
 49 A El on 58 70  
 254 A Col. of Charleston 80 53  
 271 H Towson 78 53  
 139 H Northeastern 58 50

49 H El on 58 56  
 236 A Hofstra 58 47  
 139 A Northeastern 69 58  
 261 H UNCW 68 42  
 72 A James Madison 48 56  
 151 A William & Mary 65 58

D  
r  
e  
x  
e  
lD  
r  
e  
x  
e  
l

Non-Div I Games:

Drexel

■ Loss, 
 ■ Non-Conf, S Site, 
 ■ Home 
 ■ Away 
 N Neutral



Average RPI Win: 130	WON-LOST RECORD	WINNING PCT. RANK	LAST 10 GAMES	STRENGTH OF SCHEDULE	OPP. STRENGTH OF SCHEDULE	TEAM RPI	ADJ. RPI	CONF. RPI	ADJ CONF. RPI
Average RPI Loss: 34									
DIV. I ONLY	21- 7	45	7- 3	20	23	12	12	1	1
DIV. I NON-CONF.	11- 2	22	0- 0	64	95	17	17	1	1
-----									
TOTALS	RPI 1-25	RPI 26-50	W-L RECORDS	RPI 51-100	RPI 101-999	RPI 201+			
21- 7	3- 4	2- 2	OVERALL	7- 0	9- 1	5- 0			
15- 1	3- 1	2- 0	HOME	5- 0	5- 0	3- 0			
6- 6	0- 3	0- 2	AWAY	2- 0	4- 1	2- 0			
0- 0	0- 0	0- 0	NEUTRAL	0- 0	0- 0	0- 0			
11- 2	1- 2	1- 0	NON-CONFERENCE	3- 0	6- 0	5- 0			
9- 0	1- 0	1- 0	HOME	3- 0	4- 0	3- 0			
2- 2	0- 2	0- 0	AWAY	0- 0	2- 0	2- 0			
0- 0	0- 0	0- 0	NEUTRAL	0- 0	0- 0	0- 0			
10- 5	2- 2	1- 2	CONFERENCE	4- 0	3- 1	0- 0			
6- 1	2- 1	1- 0	HOME	2- 0	1- 0	0- 0			
4- 4	0- 1	0- 2	AWAY	2- 0	2- 1	0- 0			
0- 0	0- 0	0- 0	NEUTRAL	0- 0	0- 0	0- 0			

RPI 1-25	Team's RPI: 12	RPI 26-50	RPI 51-100	RPI 101+
RPI S Opponent Score	RPI S Opponent Score	RPI S Opponent Score	RPI S Opponent Score	RPI S Opponent Score
1 H Notre Dame 54 72	29 A Syracuse 65 68	61 H Georgia Tech 77 59	116 A North Carolina 86 92	
4 A Louisville 60 66	34 H Virginia 55 48	65 H Wyoming 63 40	154 A Clemson 60 35	
6 H Ohio St. 69 60	38 H Oregon St. 72 65	75 A Virginia Tech 86 75	174 A Pittsburgh 58 46	
7 H Florida St. 79 66	50 A Miami (FL) 48 51	81 H Maine 69 39	191 H Boston College 75 50	
14 A South Carolina 52 72		89 H Liberty 68 51	193 H High Point 77 50	
21 H NC State 69 56		95 A Wake Forest 80 67	223 H UNCG 85 54	
23 A Villanova 55 64		95 H Wake Forest 59 51	255 A Grand Canyon 74 61	
			256 H Presbyterian 79 45	
			281 A Old Dominion 84 51	
			340 H Winthrop 101 30	
LAST 12 Division I GAMES:				
7 H Florida St. 79 66	174 A Pittsburgh 58 46			
29 A Syracuse 65 68	191 H Boston College 75 50			
154 A Clemson 60 35	116 A North Carolina 86 92			
95 H Wake Forest 59 51	75 A Virginia Tech 86 75			
1 H Notre Dame 54 72	34 H Virginia 55 48			
61 H Georgia Tech 77 59	95 A Wake Forest 80 67			

Non-Div I Games:

Duke



Average RPI Win: <b>197</b>	WON-LOST RECORD	WINNING PCT. RANK	LAST 10 GAMES	STRENGTH OF SCHEDULE	OPP. STRENGTH OF SCHEDULE	TEAM RPI	ADJ. RPI	CONF. RPI	ADJ. CONF. RPI
Average RPI Loss: <b>86</b>									
DIV. I ONLY	22- 6	33	7- 3	182	99	70	70	12	12
DIV. I NON-CONF.	10- 3	52	0- 0	168	45	52	52	10	10
-----									
TOTALS	RPI 1-25	RPI 26-50	W-L RECORDS	RPI 51-100	RPI 101-999	RPI 201+			
22- 6	0- 1	2- 1	OVERALL	2- 1	18- 3	12- 0			
12- 2	0- 0	1- 0	HOME	1- 1	10- 1	8- 0			
9- 3	0- 0	1- 1	AWAY	1- 0	7- 2	3- 0			
1- 1	0- 1	0- 0	NEUTRAL	0- 0	1- 0	1- 0			
10- 3	0- 1	2- 0	NON-CONFERENCE	1- 0	7- 2	5- 0			
6- 0	0- 0	1- 0	HOME	1- 0	4- 0	3- 0			
3- 2	0- 0	1- 0	AWAY	0- 0	2- 2	1- 0			
1- 1	0- 1	0- 0	NEUTRAL	0- 0	1- 0	1- 0			
12- 3	0- 0	0- 1	CONFERENCE	1- 1	11- 1	7- 0			
6- 2	0- 0	0- 0	HOME	0- 1	6- 1	5- 0			
6- 1	0- 0	0- 1	AWAY	1- 0	5- 0	2- 0			
0- 0	0- 0	0- 0	NEUTRAL	0- 0	0- 0	0- 0			

RPI 1-25				RPI 26-50				RPI 51-100				RPI 101+			
RPI	S	Opponent	Score	RPI	S	Opponent	Score	RPI	S	Opponent	Score	RPI	S	Opponent	Score
2	N	UConn	52 <b>104</b>	26	H	Central Mich.	64 61	60	H	Fordham	43 <b>51</b>	102	H	George Mason	71 64
				31	A	Dayton	70 <b>79</b>	63	H	Tol edo	73 54	120	A	ETSU	77 <b>81</b>
				34	A	Vi rgi ni a	74 63	88	A	George Washi ngton	54 53	123	H	Saint Francis (PA)	87 68
												131	A	Saint Louis	76 66
												138	A	Charlotte	72 <b>75</b>
												164	A	Saint Joseph's	61 42
												164	H	Saint Joseph's	50 <b>69</b>
												171	A	Davi dson	79 54
												174	A	Pi ttsburgh	66 53
												206	N	N. C. A&T	73 60
												212	A	Ri chmond	78 70
												215	H	Akron	66 60
												242	H	La Salle	78 50
												250	H	St. Bonaventure	73 59
												270	H	Massachusetts	60 57
												282	A	VCU	70 51
												282	H	VCU	80 71
												296	H	Central Conn. St.	83 58
												328	H	Rhode Island	80 71
												336	H	Iona	80 59
												340	A	Wi nthrop	81 54
-----															
LAST 12 Division I GAMES:															
				60	H	Fordham	43 <b>51</b>	31	A	Dayton	70 <b>79</b>				
				328	H	Rhode Island	80 71	250	H	St. Bonaventure	73 59				
				131	A	Saint Louis	76 66	164	A	Saint Joseph's	61 42				
				164	H	Saint Joseph's	50 <b>69</b>	102	H	George Mason	71 64				
				282	H	VCU	80 71	242	H	La Salle	78 50				
				212	A	Ri chmond	78 70	88	A	George Washi ngton	54 53				

Non-Div I Games:

Duquesne



Average RPI Win:	220	WON-LOST	WINNING	LAST 10	STRENGTH OF	OPP. STRENGTH	TEAM	ADJ.	CONF.	ADJ CONF.
Average RPI Loss:	89	RECORD	PCT. RANK	GAMES	SCHEDULE	OF SCHEDULE	RPI	RPI	RPI	RPI
DIV. I ONLY	17- 10	102	8- 2	197	95	120	120	17	17	
DIV. I NON-CONF.	6- 8	209	0- 0	164	25	170	170	17	17	
-----										
TOTALS	RPI 1-25	RPI 26-50	W-L RECORDS	RPI 51-100	RPI 101-999	RPI 201+				
17- 10	0- 3	0- 0	OVERALL	1- 4	16- 3	9- 2				
9- 3	0- 0	0- 0	HOME	1- 2	8- 1	4- 1				
8- 4	0- 2	0- 0	AWAY	0- 1	8- 1	5- 1				
0- 3	0- 1	0- 0	NEUTRAL	0- 1	0- 1	0- 0				
6- 8	0- 3	0- 0	NON-CONFERENCE	1- 3	5- 2	4- 1				
3- 2	0- 0	0- 0	HOME	1- 1	2- 1	1- 1				
3- 3	0- 2	0- 0	AWAY	0- 1	3- 0	3- 0				
0- 3	0- 1	0- 0	NEUTRAL	0- 1	0- 1	0- 0				
11- 2	0- 0	0- 0	CONFERENCE	0- 1	11- 1	5- 1				
6- 1	0- 0	0- 0	HOME	0- 1	6- 0	3- 0				
5- 1	0- 0	0- 0	AWAY	0- 0	5- 1	2- 1				
0- 0	0- 0	0- 0	NEUTRAL	0- 0	0- 0	0- 0				

RPI 1-25				RPI 26-50				RPI 51-100				RPI 101+ Team's RPI: 120			
RPI	S	Opponent	Score	RPI	S	Opponent	Score	RPI	S	Opponent	Score	RPI	S	Opponent	Score
1	N	Notre Dame	46 77					56	A	Houston	69 88	110	N	Western Mi ch.	79 87
10	A	Tennessee	49 87					59	H	Mercer	65 85	112	A	Chattanooga	61 55
21	A	NC State	58 70					69	H	Mi chi gan St.	74 83	112	H	Chattanooga	65 58
								70	H	Duquesne	81 77	126	H	Cincinnati	87 77
								98	N	Washi ngton St.	76 80	157	A	Samford	64 52
												157	H	Samford	76 48
												175	A	Furman	69 57
												175	H	Furman	56 46
												223	A	UNCG	61 65
												223	H	UNCG	60 52
												244	H	Northern Ky.	45 57
												272	A	Appal achian St.	70 57
												294	A	Murray St.	96 68
												300	A	Wofford	61 58
												300	H	Wofford	82 53
												309	A	Western Caro.	76 46
												309	H	Western Caro.	66 50
												312	H	Tennessee Tech	74 55
												340	A	Wi nthrop	74 63
-----															
LAST 12 Division I GAMES:															
157	A	Samford	64 52	157	H	Samford	76 48	56	A	Houston	69 88	110	N	Western Mi ch.	79 87
175	H	Furman	56 46	59	H	Mercer	65 85	59	H	Mercer	65 85	112	A	Chattanooga	61 55
300	H	Wofford	82 53	300	A	Wofford	61 58	69	H	Mi chi gan St.	74 83	112	H	Chattanooga	65 58
112	A	Chattanooga	61 55	175	A	Furman	69 57	70	H	Duquesne	81 77	126	H	Cincinnati	87 77
309	A	Western Caro.	76 46	112	H	Chattanooga	65 58	98	N	Washi ngton St.	76 80	157	A	Samford	64 52
223	A	UNCG	61 65	223	H	UNCG	60 52					157	H	Samford	76 48

Non-Div I Games: North Greenville 90 67

ETSU



Average RPI Win:	216	WON-LOST	WINNING	LAST 10	STRENGTH OF	OPP. STRENGTH	TEAM	ADJ.	CONF.	ADJ CONF.
Average RPI Loss:	141	RECORD	PCT. RANK	GAMES	SCHEDULE	OF SCHEDULE	RPI	RPI	RPI	RPI
DIV. I ONLY	15- 12	145	6- 4	224	119	185	185	8	8	
DIV. I NON-CONF.	8- 5	111	0- 0	318	341	249	249	7	7	
-----										
TOTALS	RPI 1-25	RPI 26-50	W-L RECORDS	RPI 51-100	RPI 101-999	RPI 201+				
15- 12	0- 2	0- 0	OVERALL	1- 1	14- 9	8- 3				
11- 4	0- 1	0- 0	HOME	1- 0	10- 3	6- 1				
3- 6	0- 0	0- 0	AWAY	0- 1	3- 1	1- 0				
1- 2	0- 0	0- 0	NEUTRAL	0- 0	1- 2	1- 0				
8- 5	0- 0	0- 0	NON-CONFERENCE	0- 0	8- 5	7- 2				
6- 2	0- 0	0- 0	HOME	0- 0	6- 2	5- 1				
1- 1	0- 0	0- 0	AWAY	0- 0	1- 1	1- 1				
1- 2	0- 0	0- 0	NEUTRAL	0- 0	1- 2	1- 0				
7- 7	0- 2	0- 0	CONFERENCE	1- 1	6- 4	1- 1				
5- 2	0- 1	0- 0	HOME	1- 0	4- 1	1- 0				
2- 5	0- 1	0- 0	AWAY	0- 1	2- 3	0- 1				
0- 0	0- 0	0- 0	NEUTRAL	0- 0	0- 0	0- 0				

RPI 1-25				RPI 26-50				RPI 51-100				RPI 101+				Team's RPI: 185
RPI	S	Opponent	Score	RPI	S	Opponent	Score	RPI	S	Opponent	Score	RPI	S	Opponent	Score	
2	H	UConn	35 96					56	A	Houston	81 97	117	A	Tulane	58 64	
19	A	South Fla.	47 88					56	H	Houston	80 78	126	A	Cincinnati	79 70	
												126	H	Cincinnati	54 66	
												137	H	Wichita St.	77 67	
												138	H	Charlotte	58 55	
												151	H	William & Mary	65 71	
												166	N	UTEP	79 93	
												177	A	Tulsa	59 57	
												177	H	Tulsa	73 67	
												178	N	Jacksonville St.	73 82	
												201	A	Memphis	36 72	
												201	H	Memphis	75 62	
												205	A	SMU	51 65	
												205	H	SMU	76 47	
												211	H	Norfolk St.	51 46	
												212	H	Richmond	64 65	
												261	A	UNCW	62 66	
												274	H	UMES	64 54	
												275	N	Rider	66 63	
												291	H	USC Upstate	66 53	
												293	A	Kennesaw St.	66 56	
												330	H	N.C. Central	73 61	
												343	H	Savannah St.	103 37	
-----																
LAST 12 Division I GAMES:																
177	A	Tulsa	59 57	126	A	Cincinnati	79 70									
56	A	Houston	81 97	117	A	Tulane	58 64									
201	H	Memphis	75 62	56	H	Houston	80 78									
19	A	South Fla.	47 88	205	A	SMU	51 65									
205	H	SMU	76 47	177	H	Tulsa	73 67									
137	H	Wichita St.	77 67	201	A	Memphis	36 72									

Non-Div I Games:

East Carolina

■ Loss, 
 ■ Non-Conf, 
 ■ S Site, 
 ■ Home 
 ■ A Away 
 N Neutral



Average RPI Win: 341		WON-LOST	WINNING	LAST 10	STRENGTH OF		OPP. STRENGTH	TEAM	ADJ.	CONF.	ADJ CONF.
Loss: 208		RECORD	PCT. RANK	GAMES	SCHEDULE		OF SCHEDULE	RPI	RPI	RPI	RPI
DIV. I ONLY		2- 26	345	0- 10	290		321	347	347	25	25
DIV. I NON-CONF.		1- 10	327	0- 0	293		321	346	346	27	27
TOTALS		RPI 1-25	RPI 26-50	W-L RECORDS		RPI 51-100	RPI 101-999	RPI 201+			
2- 26	0- 0		0- 0	OVERALL		0- 2	2- 24	2- 13			
2- 11	0- 0		0- 0	HOME		0- 1	2- 10	2- 7			
0- 14	0- 0		0- 0	AWAY		0- 1	0- 13	0- 6			
0- 1	0- 0		0- 0	NEUTRAL		0- 0	0- 1	0- 0			
1- 10	0- 0		0- 0	NON-CONFERENCE		0- 0	1- 10	1- 4			
1- 4	0- 0		0- 0	HOME		0- 0	1- 4	1- 3			
0- 5	0- 0		0- 0	AWAY		0- 0	0- 5	0- 1			
0- 1	0- 0		0- 0	NEUTRAL		0- 0	0- 1	0- 0			
1- 16	0- 0		0- 0	CONFERENCE		0- 2	1- 14	1- 9			
1- 7	0- 0		0- 0	HOME		0- 1	1- 6	1- 4			
0- 9	0- 0		0- 0	AWAY		0- 1	0- 8	0- 5			
0- 0	0- 0		0- 0	NEUTRAL		0- 0	0- 0	0- 0			

[illegible]

### Non-Div I Games:

Eastern III.

■ Loss, ■ Non-Conf, S Site, H Home A Away N Neutral



Average RPI Win:	266	WON-LOST	WINNING	LAST 10	STRENGTH OF	OPP. STRENGTH	TEAM	ADJ.	CONF.	ADJ CONF.
Average RPI Loss:	187	RECORD	PCT. RANK	GAMES	SCHEDULE	OF SCHEDULE	RPI	RPI	RPI	RPI
DIV. I ONLY	7- 18	283	2- 8	293	239	314	314	25	25	
DIV. I NON-CONF.	2- 6	280	0- 0	309	71	299	299	27	27	
-----										
TOTALS	RPI 1-25	RPI 26-50	W-L RECORDS	RPI 51-100	RPI 101-999	RPI 201+				
7- 18	0- 0	0- 0	OVERALL	0- 3	7- 15	5- 8				
5- 7	0- 0	0- 0	HOME	0- 2	5- 5	3- 2				
2- 11	0- 0	0- 0	AWAY	0- 1	2- 10	2- 6				
0- 0	0- 0	0- 0	NEUTRAL	0- 0	0- 0	0- 0				
2- 6	0- 0	0- 0	NON-CONFERENCE	0- 1	2- 5	2- 2				
1- 2	0- 0	0- 0	HOME	0- 1	1- 1	1- 0				
1- 4	0- 0	0- 0	AWAY	0- 0	1- 4	1- 2				
0- 0	0- 0	0- 0	NEUTRAL	0- 0	0- 0	0- 0				
5- 12	0- 0	0- 0	CONFERENCE	0- 2	5- 10	3- 6				
4- 5	0- 0	0- 0	HOME	0- 1	4- 4	2- 2				
1- 7	0- 0	0- 0	AWAY	0- 1	1- 6	1- 4				
0- 0	0- 0	0- 0	NEUTRAL	0- 0	0- 0	0- 0				

RPI 1-25				RPI 26-50				RPI 51-100				RPI 101+ Team's RPI: 314					
RPI	S	Opponent	Score	RPI	S	Opponent	Score	RPI	S	Opponent	Score	RPI	S	Opponent	Score		
								66	A	Belmont	62	95	102	A	George Mason	41	64
								66	H	Belmont	55	77	126	A	Cincinnati	53	64
								86	H	Ohio	57	69	141	H	SIUE	60	62
													159	H	Kent St.	57	65
													178	A	Jacksonville St.	51	65
													178	H	Jacksonville St.	48	44
													182	H	Morehead St.	59	56
													194	A	UT Martin	49	77
													194	H	UT Martin	54	72
													210	A	Bowling Green	60	77
													214	A	Southeast Mo. St.	55	69
													214	H	Southeast Mo. St.	52	66
													215	A	Akron	45	62
													223	H	UNCG	70	59
													240	A	Austin Peay	45	59
													294	A	Murray St.	68	75
													309	A	Western Caro.	62	59
													312	A	Tennessee Tech	76	68
													312	H	Tennessee Tech	55	53
													333	A	Tennessee St.	58	69
													333	H	Tennessee St.	58	59
													347	H	Eastern Ill.	67	51
LAST 12 Division I GAMES:																	
214	H	Southeast Mo. St.	52	66	66	H	Belmont	55	77								
333	A	Tennessee St.	58	69	294	A	Murray St.	68	75								
66	A	Belmont	62	95	240	A	Austin Peay	45	59								
182	H	Morehead St.	59	56	178	H	Jacksonville St.	48	44								
194	H	UT Martin	54	72	312	H	Tennessee Tech	55	53								
333	H	Tennessee St.	58	59	214	A	Southeast Mo. St.	55	69								

Non-Div I Games: Ohio Christian 69 45

Eastern Ky.



Average RPI Win:	188	WON-LOST	WINNING	LAST 10	STRENGTH OF	OPP. STRENGTH	TEAM	ADJ.	CONF.	ADJ CONF.
Average RPI Loss:	130	RECORD	PCT. RANK	GAMES	SCHEDULE	OF SCHEDULE	RPI	RPI	RPI	RPI
DIV. I ONLY	9- 16	245	3- 7	140	113	200	200	7	7	
DIV. I NON-CONF.	3- 7	254	0- 0	326	338	308	308	8	8	
-----										
TOTALS	RPI 1-25	RPI 26-50	W-L RECORDS	RPI 51-100	RPI 101-999	RPI 201+				
9- 16	0- 1	0- 4	OVERALL	3- 2	6- 9	4- 4				
5- 4	0- 0	0- 1	HOME	2- 1	3- 2	2- 1				
4- 11	0- 1	0- 3	AWAY	1- 1	3- 6	2- 3				
0- 1	0- 0	0- 0	NEUTRAL	0- 0	0- 1	0- 0				
3- 7	0- 0	0- 1	NON-CONFERENCE	0- 0	3- 6	3- 3				
2- 0	0- 0	0- 0	HOME	0- 0	2- 0	2- 0				
1- 6	0- 0	0- 1	AWAY	0- 0	1- 5	1- 3				
0- 1	0- 0	0- 0	NEUTRAL	0- 0	0- 1	0- 0				
6- 9	0- 1	0- 3	CONFERENCE	3- 2	3- 3	1- 1				
3- 4	0- 0	0- 1	HOME	2- 1	1- 2	0- 1				
3- 5	0- 1	0- 2	AWAY	1- 1	2- 1	1- 0				
0- 0	0- 0	0- 0	NEUTRAL	0- 0	0- 0	0- 0				

RPI	S	Opponent	Score	RPI	S	Opponent	Score	RPI	S	Opponent	Score	RPI	S	Opponent	Score	Team's RPI: 200
15	A	Buffalo	92 <b>97</b>	26	A	Central Mich.	82 <b>95</b>	63	A	Toledo	69 <b>80</b>	107	A	Cleveland St.	65 <b>77</b>	
				26	H	Central Mich.	72 <b>95</b>	63	H	Toledo	70 57	110	H	Western Mich.	69 67	
				40	A	Ball St.	85 <b>91</b>	85	A	Miami (OH)	74 59	127	A	Northern Ill.	83 76	
				47	A	Minnesota	56 <b>80</b>	85	H	Miami (OH)	69 <b>73</b>	143	A	Loyola Marymount	64 <b>73</b>	
								86	H	Ohio	73 58	159	A	Kent St.	69 <b>76</b>	
												159	H	Kent St.	60 <b>67</b>	
												168	N	Denver	54 <b>60</b>	
												210	A	Bowling Green	54 52	
												215	H	Akron	65 <b>77</b>	
												250	A	St. Bonaventure	51 <b>70</b>	
												252	A	Illinois St.	56 <b>65</b>	
												323	A	Detroit Mercy	78 76	
												327	A	Ill. -Chicago	70 <b>73</b>	
												342	H	Florida A&M	83 61	
												346	H	Longwood	73 44	
-----																
LAST 12 Division I GAMES:																
63	A	Toledo	69 <b>80</b>	15	A	Buffalo	92 <b>97</b>	85	H	Miami (OH)	69 <b>73</b>	127	A	Northern Ill.	83 76	
26	A	Central Mich.	82 <b>95</b>	86	H	Ohio	73 58	110	H	Western Mich.	69 67	85	A	Miami (OH)	74 59	
215	H	Akron	65 <b>77</b>	40	A	Ball St.	85 <b>91</b>	159	A	Kent St.	69 <b>76</b>					
26	H	Central Mich.	72 <b>95</b>													

Non-Div I Games: Rochester College 62 29

Eastern Mich.



Average RPI Win:	232	WON-LOST	WINNING	LAST 10	STRENGTH OF	OPP. STRENGTH	TEAM	ADJ.	CONF.	ADJ CONF.
Average RPI Loss:	103	RECORD	PCT. RANK	GAMES	SCHEDULE	OF SCHEDULE	RPI	RPI	RPI	RPI
DIV. I ONLY	13- 13	171	6- 4	150	137	158	158	19	19	
DIV. I NON-CONF.	4- 7	226	0- 0	68	137	156	156	13	13	
-----										
TOTALS	RPI 1-25	RPI 26-50	W-L RECORDS	RPI 51-100	RPI 101-999	RPI 201+				
13- 13	0- 1	0- 4	OVERALL	0- 1	13- 7	7- 1				
9- 3	0- 0	0- 1	HOME	0- 0	9- 2	4- 0				
3- 9	0- 1	0- 3	AWAY	0- 0	3- 5	3- 1				
1- 1	0- 0	0- 0	NEUTRAL	0- 1	1- 0	0- 0				
4- 7	0- 1	0- 2	NON-CONFERENCE	0- 1	4- 3	2- 0				
2- 2	0- 0	0- 0	HOME	0- 0	2- 2	1- 0				
1- 4	0- 1	0- 2	AWAY	0- 0	1- 1	1- 0				
1- 1	0- 0	0- 0	NEUTRAL	0- 1	1- 0	0- 0				
9- 6	0- 0	0- 2	CONFERENCE	0- 0	9- 4	5- 1				
7- 1	0- 0	0- 1	HOME	0- 0	7- 0	3- 0				
2- 5	0- 0	0- 1	AWAY	0- 0	2- 4	2- 1				
0- 0	0- 0	0- 0	NEUTRAL	0- 0	0- 0	0- 0				

RPI 1-25				RPI 26-50				RPI 51-100				RPI 101+ Team's RPI: 158			
RPI	S	Opponent	Score	RPI	S	Opponent	Score	RPI	S	Opponent	Score	RPI	S	Opponent	Score
8	A	Oregon	40 81	35	A	Northern Colo.	62 68	76	N	Saint Mary's (CA)	56 76	132	A	Portland St.	60 75
				35	H	Northern Colo.	65 70					132	H	Portland St.	64 57
				43	A	Purdue	40 65					134	A	Fresno St.	56 81
				44	A	Gonzaga	45 69					135	A	Idaho	71 85
												135	H	Idaho	71 64
												145	H	Boise St.	57 61
												146	H	Cal Poly	75 72
												148	H	BYU	69 73
												172	A	North Dakota	79 81
												172	H	North Dakota	74 70
												173	H	Weber St.	77 68
												194	N	UT Martin	61 58
												228	A	Montana St.	74 77
												245	A	Montana	75 72
												288	A	Sacramento St.	83 72
												288	H	Sacramento St.	83 76
												298	A	Air Force	65 63
												301	H	Northern Ariz.	82 62
												320	H	Southern Utah	58 41
												326	H	Utah Valley	61 41
-----															
LAST 12 Division I GAMES:															
				173	H	Weber St.	77 68	35	A	Northern Colo.	62 68				
				228	A	Montana St.	74 77	172	A	North Dakota	79 81				
				245	A	Montana	75 72	320	H	Southern Utah	58 41				
				135	A	Idaho	71 85	301	H	Northern Ariz.	82 62				
				132	H	Portland St.	64 57	135	H	Idaho	71 64				
				288	H	Sacramento St.	83 76	288	A	Sacramento St.	83 72				

Non-Div I Games: Multnomah 88 42

Eastern Wash.



# En

E  
l  
o  
n

Non-Div I Games:	Coker	106	54
------------------	-------	-----	----



Average RPI Win:	294	WON-LOST	WINNING	LAST 10	STRENGTH OF	OPP. STRENGTH	TEAM	ADJ.	CONF.	ADJ CONF.
Average RPI Loss:	212	RECORD	PCT. RANK	GAMES	SCHEDULE	OF SCHEDULE	RPI	RPI	RPI	RPI
DIV. I ONLY	1- 22	347	0- 10	297	300	349	349	24	24	
DIV. I NON-CONF.	1- 8	313	0- 0	307	344	347	347	22	22	
-----										
TOTALS	RPI 1-25	RPI 26-50	W-L RECORDS	RPI 51-100	RPI 101-999	RPI 201+				
1- 22	0- 0	0- 1	OVERALL	0- 4	1- 17	1- 13				
1- 8	0- 0	0- 0	HOME	0- 2	1- 6	1- 3				
0- 14	0- 0	0- 0	AWAY	0- 1	0- 3	0- 3				
0- 0	0- 0	0- 0	NEUTRAL	0- 0	0- 0	0- 0				
1- 8	0- 0	0- 1	NON-CONFERENCE	0- 1	1- 6	1- 5				
1- 1	0- 0	0- 0	HOME	0- 0	1- 1	1- 0				
0- 7	0- 0	0- 1	AWAY	0- 1	0- 5	0- 5				
0- 0	0- 0	0- 0	NEUTRAL	0- 0	0- 0	0- 0				
0- 14	0- 0	0- 0	CONFERENCE	0- 3	0- 11	0- 8				
0- 7	0- 0	0- 0	HOME	0- 2	0- 5	0- 3				
0- 7	0- 0	0- 0	AWAY	0- 1	0- 6	0- 5				
0- 0	0- 0	0- 0	NEUTRAL	0- 0	0- 0	0- 0				

RPI 1-25	RPI 26-50	RPI 51-100	RPI 101+	Team's RPI: 349
RPI S Opponent Score	RPI S Opponent Score	RPI S Opponent Score	RPI S Opponent Score	
	45 A Western Ky. 54 92	80 A Drake 66 107	147 A UNI 41 65	
		80 H Drake 50 101	147 H UNI 60 85	
		92 A Kentucky 62 100	163 H Southern Ill. 62 74	
		97 H Missouri St. 65 95	182 H Morehead St. 75 82	
			214 A Southeast Mo. St. 65 74	
			240 A Austin Peay 73 82	
			252 A Illinois St. 44 70	
			252 H Illinois St. 43 67	
			264 A Indiana St. 48 56	
			264 H Indiana St. 57 66	
			273 A Bradley 47 92	
			273 H Bradley 59 117	
			292 A Valparaiso 59 101	
			294 H Murray St. 89 81	
			304 A Loyola Chicago 63 82	
			318 A Alabama A&M 56 70	
			327 A Ill. -Chicago 77 96	
			347 A Eastern Ill. 52 79	
LAST 12 Division I GAMES:				
	252 A Illinois St. 44 70	292 A Valparaiso 59 101		
	273 A Bradley 47 92	273 H Bradley 59 117		
	147 H UNI 60 85	252 H Illinois St. 43 67		
	80 H Drake 50 101	80 A Drake 66 107		
	264 H Indiana St. 57 66	147 A UNI 41 65		
	304 A Loyola Chicago 63 82	264 A Indiana St. 48 56		

Non-Div I Games: Oakland City 96 59 Westminster (MO) 79 53



Average RPI Win: 203  
Average RPI Loss: 109

WON-LOST  
RECORD

WINNING  
PCT. RANK

LAST 10  
GAMES

STRENGTH OF  
SCHEDULE

OPP. STRENGTH  
OF SCHEDULE

TEAM  
RPI

ADJ.  
RPI

CONF.  
RPI

ADJ CONF.  
RPI

DIV. I ONLY	23- 4	10	9- 1	191	168	55	55	23	23
DIV. I NON-CONF.	11- 3	45	0- 0	70	48	27	27	21	21
-----									
TOTALS	RPI 1-25	RPI 26-50	W-L RECORDS	RPI 51-100	RPI 101-999	RPI 201+			
23- 4	0- 1	2- 0	OVERALL	4- 1	17- 2	13- 1			
12- 0	0- 0	1- 0	HOME	3- 0	8- 0	6- 0			
9- 2	0- 0	0- 0	AWAY	1- 0	8- 0	7- 0			
2- 2	0- 1	1- 0	NEUTRAL	0- 1	1- 0	0- 0			
11- 3	0- 1	2- 0	NON-CONFERENCE	2- 1	7- 1	4- 0			
5- 0	0- 0	1- 0	HOME	2- 0	2- 0	1- 0			
4- 1	0- 0	0- 0	AWAY	0- 0	4- 1	3- 0			
2- 2	0- 1	1- 0	NEUTRAL	0- 1	1- 0	0- 0			
12- 1	0- 0	0- 0	CONFERENCE	2- 0	10- 1	9- 1			
7- 0	0- 0	0- 0	HOME	1- 0	6- 0	5- 0			
5- 1	0- 0	0- 0	AWAY	1- 0	4- 1	4- 1			
0- 0	0- 0	0- 0	NEUTRAL	0- 0	0- 0	0- 0			

RPI 1-25				RPI 26-50				RPI 51-100				Team's RPI: 55				RPI 101+			
RPI	S	Opponent	Score	RPI	S	Opponent	Score	RPI	S	Opponent	Score	RPI	S	Opponent	Score	RPI	S	Opponent	Score
6	N	Ohio St.	62 104	28	N	DePaul	89 84	66	N	Belmont	65 75	112	A	Chattanooga	61 68				
				32	H	South Dakota St.	87 78	73	H	Harvard	65 56	141	H	SIUE	66 49				
								92	H	Kentucky	70 64	159	N	Kent St.	80 62				
								100	A	Jacksonville	65 63	181	H	Stetson	80 40				
								100	H	Jacksonville	63 58	196	A	Siena	63 50				
												215	A	Akron	82 63				
												222	H	Illinois	85 61				
												225	A	Abilene Christian	94 55				
												251	A	North Florida	73 75				
												251	H	North Florida	67 52				
												260	A	Lipscomb	68 54				
												260	H	Lipscomb	88 52				
												291	A	USC Upstate	88 44				
												291	H	USC Upstate	93 60				
												293	A	Kennesaw St.	78 57				
												293	H	Kennesaw St.	78 51				
												307	A	FIU	88 52				
												335	A	NJIT	89 43				
												335	H	NJIT	90 66				
LAST 12 Division I GAMES:																			
293	H	Kennesaw St.	78 51	251	A	North Florida	73 75	100	H	Jacksonville	63 58	260	A	Lipscomb	68 54				
260	H	Lipscomb	88 52					260	A	Lipscomb	68 54	293	A	Kennesaw St.	78 57				
335	A	NJIT	89 43					291	H	USC Upstate	93 60	291	H	USC Upstate	93 60				
291	A	USC Upstate	88 44					335	H	NJIT	90 66								
251	H	North Florida	67 52																
100	A	Jacksonville	65 63																

Non-Div I Games: Southeastern (FL) 76 66 Ave Maria 99 35 Fla. Memorial 82 43

FGCU

Loss, Non-Conf, S Site, H Home A Away N Neutral



Average RPI Win: 244	WON-LOST RECORD	WINNING PCT. RANK	LAST 10 GAMES	STRENGTH OF SCHEDULE	OPP. STRENGTH OF SCHEDULE	TEAM RPI	ADJ. RPI	CONF. RPI	ADJ. CONF. RPI
Average RPI Loss: 172									
DIV. I ONLY	7- 19	289	3- 7	190	218	307	307	18	18
DIV. I NON-CONF.	3- 10	285	0- 0	240	261	321	321	19	19
-----									
TOTALS	RPI 1-25	RPI 26-50	W-L RECORDS	RPI 51-100	RPI 101-999	RPI 201+			
7- 19	0- 1	0- 2	OVERALL	1- 2	6- 14	5- 8			
7- 10	0- 1	0- 0	HOME	1- 2	6- 7	5- 3			
0- 9	0- 0	0- 2	AWAY	0- 0	0- 7	0- 5			
0- 0	0- 0	0- 0	NEUTRAL	0- 0	0- 0	0- 0			
3- 10	0- 1	0- 1	NON-CONFERENCE	0- 1	3- 7	3- 4			
3- 6	0- 1	0- 0	HOME	0- 1	3- 4	3- 2			
0- 4	0- 0	0- 1	AWAY	0- 0	0- 3	0- 2			
0- 0	0- 0	0- 0	NEUTRAL	0- 0	0- 0	0- 0			
4- 9	0- 0	0- 1	CONFERENCE	1- 1	3- 7	2- 4			
4- 4	0- 0	0- 0	HOME	1- 1	3- 3	2- 1			
0- 5	0- 0	0- 1	AWAY	0- 0	0- 4	0- 3			
0- 0	0- 0	0- 0	NEUTRAL	0- 0	0- 0	0- 0			

RPI 1-25				RPI 26-50				RPI 51-100				RPI 101+ Team's RPI: 307			
RPI	S	Opponent	Score	RPI	S	Opponent	Score	RPI	S	Opponent	Score	RPI	S	Opponent	Score
19	H	South Fla.	52 82	45	A	Western Ky.	47 101	55	H	FGCU	52 88	113	H	Middle Tenn.	59 63
				50	A	Miami (FL)	69 77	77	H	UAB	61 71	114	H	Bethune-Cookman	59 77
								93	H	Rice	68 58	121	A	Georgetown	56 77
												138	A	Charlotte	57 80
												154	H	Clemson	65 67
												166	H	UTEP	76 77
												167	H	Louisiana Tech	57 54
												209	H	North Texas	46 92
												233	H	Fla. Atlantic	86 65
												259	A	Morgan St.	51 62
												263	A	Howard	62 69
												278	H	North Dakota St.	68 71
												281	A	Old Dominion	60 68
												289	H	Vermont	80 70
												297	A	UTSA	66 69
												298	H	Air Force	70 69
												313	H	Charleston So.	77 70
												316	A	Marshall I	75 78
												316	H	Marshall I	67 54
												318	H	Alabama A&M	51 58
LAST 12 Division I GAMES:															
233	H	Fla. Atlantic	86 65	316	A	Marshall I	75 78								
297	A	UTSA	66 69	77	H	UAB	61 71								
113	H	Middle Tenn.	59 63	167	H	Louisiana Tech	57 54								
209	H	North Texas	46 92	93	H	Rice	68 58								
138	A	Charlotte	57 80	45	A	Western Ky.	47 101								
281	A	Old Dominion	60 68	316	H	Marshall I	67 54								

Non-Div I Games:

FIU



Average RPI Win:	285	WON-LOST	WINNING	LAST 10	STRENGTH OF	OPP. STRENGTH	TEAM	ADJ.	CONF.	ADJ CONF.
Average RPI Loss:	165	RECORD	PCT. RANK	GAMES	SCHEDULE	OF SCHEDULE	RPI	RPI	RPI	RPI
DIV. I ONLY	12- 15	204	5- 5	298	276	253	253	28	28	
DIV. I NON-CONF.	3- 8	268	0- 0	297	203	304	304	25	25	
-----										
TOTALS	RPI 1-25	RPI 26-50	W-L RECORDS	RPI 51-100	RPI 101-999	RPI 201+				
12- 15	0- 1	0- 2	OVERALL	0- 0	12- 12	10- 4				
7- 5	0- 1	0- 1	HOME	0- 0	7- 3	6- 2				
5- 9	0- 0	0- 1	AWAY	0- 0	5- 8	4- 2				
0- 1	0- 0	0- 0	NEUTRAL	0- 0	0- 1	0- 0				
3- 8	0- 1	0- 0	NON-CONFERENCE	0- 0	3- 7	2- 2				
2- 2	0- 1	0- 0	HOME	0- 0	2- 1	2- 1				
1- 5	0- 0	0- 0	AWAY	0- 0	1- 5	0- 1				
0- 1	0- 0	0- 0	NEUTRAL	0- 0	0- 1	0- 0				
9- 7	0- 0	0- 2	CONFERENCE	0- 0	9- 5	8- 2				
5- 3	0- 0	0- 1	HOME	0- 0	5- 2	4- 1				
4- 4	0- 0	0- 1	AWAY	0- 0	4- 3	4- 1				
0- 0	0- 0	0- 0	NEUTRAL	0- 0	0- 0	0- 0				

RPI 1-25				RPI 26-50				RPI 51-100				RPI 101+ Team's RPI: 253			
RPI	S	Opponent	Score	RPI	S	Opponent	Score	RPI	S	Opponent	Score	RPI	S	Opponent	Score
23	H	Villanova	44 73	41	A	Quinnipiac	45 77					104	A	Seton Hall	61 80
				41	H	Quinnipiac	39 58					139	A	Northeastern	43 63
												151	A	William & Mary	47 57
												160	A	Marist	63 71
												160	H	Marist	34 48
												184	N	New Hampshire	61 71
												191	A	Boston College	66 58
												196	A	Siena	40 51
												196	H	Siena	44 43
												198	A	Lehigh	53 56
												212	H	Richmond	67 72
												248	H	Niagara	59 53
												257	A	Manhattan	44 55
												257	H	Manhattan	55 52
												275	A	Rider	68 57
												275	H	Rider	45 61
												284	A	Canisius	56 52
												287	H	Mt. St. Mary's	76 65
												305	H	Monmouth	61 55
												328	A	Rhode Island	47 62
												336	A	Iona	78 68
												344	H	UMass Lowell	78 67
												348	A	Saint Peter's	62 40
												348	H	Saint Peter's	62 41
LAST 12 Division I GAMES:															
348	A	Saint Peter's	62 40	41	H	Quinnipiac	39 58	275	A	Rider	68 57				
196	H	Siena	44 43					196	A	Siena	40 51				
160	H	Marist	34 48					41	A	Quinnipiac	45 77				
257	A	Manhattan	44 55					348	H	Saint Peter's	62 41				
336	A	Iona	78 68					160	A	Marist	63 71				
257	H	Manhattan	55 52												

Non-Div I Games:

Fairfield



Average RPI Win: 299	WON-LOST RECORD	WINNING PCT. RANK	LAST 10 GAMES	STRENGTH OF SCHEDULE	OPP. STRENGTH OF SCHEDULE	TEAM RPI	ADJ. RPI	CONF. RPI	ADJ. CONF. RPI
Average RPI Loss: 195									
DIV. I ONLY	14- 11	140	6- 4	347	333	268	268	29	29
DIV. I NON-CONF.	7- 3	74	0- 0	345	330	243	243	29	29
-----									
TOTALS	RPI 1-25	RPI 26-50	W-L RECORDS	RPI 51-100	RPI 101-999	RPI 201+			
14- 11	0- 0	0- 1	OVERALL	0- 0	14- 10	13- 5			
8- 5	0- 0	0- 0	HOME	0- 0	8- 5	7- 2			
6- 6	0- 0	0- 1	AWAY	0- 0	6- 5	6- 3			
0- 0	0- 0	0- 0	NEUTRAL	0- 0	0- 0	0- 0			
7- 3	0- 0	0- 1	NON-CONFERENCE	0- 0	7- 2	6- 1			
5- 1	0- 0	0- 0	HOME	0- 0	5- 1	4- 0			
2- 2	0- 0	0- 1	AWAY	0- 0	2- 1	2- 1			
0- 0	0- 0	0- 0	NEUTRAL	0- 0	0- 0	0- 0			
7- 8	0- 0	0- 0	CONFERENCE	0- 0	7- 8	7- 4			
3- 4	0- 0	0- 0	HOME	0- 0	3- 4	3- 2			
4- 4	0- 0	0- 0	AWAY	0- 0	4- 4	4- 2			
0- 0	0- 0	0- 0	NEUTRAL	0- 0	0- 0	0- 0			

RPI 1-25				RPI 26-50				RPI 51-100				RPI 101+ Team's RPI : 268			
RPI	S	Opponent	Score	RPI	S	Opponent	Score	RPI	S	Opponent	Score	RPI	S	Opponent	Score
				33	A	Rutgers	35 101					123	A	Saint Francis (PA)	61 80
												123	H	Saint Francis (PA)	56 80
												130	A	Robert Morris	49 62
												130	H	Robert Morris	68 77
												165	H	Army West Point	58 56
												186	H	Stony Brook	51 56
												263	A	Howard	65 68
												266	A	St. Francis Brooklyn	70 62
												269	H	Sacred Heart	69 59
												276	H	Colgate	61 51
												285	A	LIU Brooklyn	61 49
												286	A	Bryant	77 69
												286	H	Bryant	48 65
												287	A	Mt. St. Mary's	52 55
												287	H	Mt. St. Mary's	53 55
												296	A	Central Conn. St.	56 76
												296	H	Central Conn. St.	78 49
												305	H	Monmouth	78 61
												334	A	Wagner	74 64
												334	H	Wagner	62 61
												335	A	NJIT	74 70
												344	H	UMass Lowell	60 51
												346	A	Longwood	72 52
												348	H	Saint Peter's	69 59
LAST 12 Division I GAMES:															
				123	A	Saint Francis (PA)	61 80	285	A	LIU Brooklyn	61 49				
				130	A	Robert Morris	49 62	266	A	St. Francis Brooklyn	70 62				
				334	H	Wagner	62 61	269	H	Sacred Heart	69 59				
				287	H	Mt. St. Mary's	53 55	296	H	Central Conn. St.	78 49				
				296	A	Central Conn. St.	56 76	286	H	Bryant	48 65				
				286	A	Bryant	77 69	287	A	Mt. St. Mary's	52 55				



Average RPI Win:	265	WON-LOST	WINNING	LAST 10	STRENGTH OF	OPP. STRENGTH	TEAM	ADJ.	CONF.	ADJ CONF.
Average RPI Loss:	155	RECORD	PCT. RANK	GAMES	SCHEDULE	OF SCHEDULE	RPI	RPI	RPI	RPI
DIV. I ONLY	10- 13	215	2- 8	204	250	233	233	18	18	
DIV. I NON-CONF.	6- 5	153	0- 0	283	313	227	227	19	19	
-----										
TOTALS	RPI 1-25	RPI 26-50	W-L RECORDS	RPI 51-100	RPI 101-999	RPI 201+				
10- 13	0- 0	0- 1	OVERALL	0- 4	10- 8	8- 5				
7- 5	0- 0	0- 0	HOME	0- 2	7- 3	5- 2				
3- 7	0- 0	0- 1	AWAY	0- 2	3- 4	3- 2				
0- 1	0- 0	0- 0	NEUTRAL	0- 0	0- 1	0- 1				
6- 5	0- 0	0- 0	NON-CONFERENCE	0- 2	6- 3	6- 2				
4- 2	0- 0	0- 0	HOME	0- 1	4- 1	4- 1				
2- 2	0- 0	0- 0	AWAY	0- 1	2- 1	2- 0				
0- 1	0- 0	0- 0	NEUTRAL	0- 0	0- 1	0- 1				
4- 8	0- 0	0- 1	CONFERENCE	0- 2	4- 5	2- 3				
3- 3	0- 0	0- 0	HOME	0- 1	3- 2	1- 1				
1- 5	0- 0	0- 1	AWAY	0- 1	1- 3	1- 2				
0- 0	0- 0	0- 0	NEUTRAL	0- 0	0- 0	0- 0				

RPI 1-25				RPI 26-50				RPI 51-100				RPI 101+ Team's RPI: 233			
RPI	S	Opponent	Score	RPI	S	Opponent	Score	RPI	S	Opponent	Score	RPI	S	Opponent	Score
				45	A	Western Ky.	63 82	59	H	Mercer	55 66	113	H	Middle Tenn.	65 69
								62	A	Nebraska	69 86	142	A	Colorado	69 76
								77	A	UAB	57 90	166	A	UTEP	70 75
								93	H	Rice	53 67	166	H	UTEP	72 66
												167	H	Louisiana Tech	86 72
												209	H	North Texas	51 65
												210	N	Bowling Green	55 66
												251	H	North Florida	83 75
												255	H	Grand Canyon	73 77
												264	A	Indiana St.	66 58
												266	H	St. Francis Brooklyn	80 60
												277	H	UMKC	65 55
												281	A	Old Dominion	54 59
												297	A	UTSA	99 65
												307	A	FIU	65 86
												310	A	Georgia St.	82 50
												316	H	Marshall	79 59
												332	H	Delaware St.	90 67
LAST 12 Division I GAMES:															
				307	A	FIU	65 86					297	A	UTSA	99 65
				281	A	Old Dominion	54 59					167	H	Louisiana Tech	86 72
				209	H	North Texas	51 65					166	A	UTEP	70 75
				113	H	Middle Tenn.	65 69					93	H	Rice	53 67
				45	A	Western Ky.	63 82					166	H	UTEP	72 66
				77	A	UAB	57 90					316	H	Marshall	79 59

Non-Div I Games:

Fla. Atlantic



Average RPI Win:	201	WON-LOST	WINNING	LAST 10	STRENGTH OF	OPP. STRENGTH	TEAM	ADJ.	CONF.	ADJ CONF.
Average RPI Loss:	62	RECORD	PCT. RANK	GAMES	SCHEDULE	OF SCHEDULE	RPI	RPI	RPI	RPI
DIV. I ONLY	11- 17	229	3- 7	59	47	162	162	2	2	
DIV. I NON-CONF.	8- 5	111	0- 0	208	142	182	182	2	2	
-----										
TOTALS	RPI 1-25	RPI 26-50	W-L RECORDS	RPI 51-100	RPI 101-999	RPI 201+				
11- 17	1- 9	0- 1	OVERALL	1- 2	9- 5	5- 0				
7- 10	0- 5	0- 1	HOME	1- 2	6- 2	3- 0				
2- 6	1- 4	0- 0	AWAY	0- 0	1- 2	0- 0				
2- 1	0- 0	0- 0	NEUTRAL	0- 0	2- 1	2- 0				
8- 5	1- 2	0- 0	NON-CONFERENCE	1- 0	6- 3	5- 0				
5- 4	0- 2	0- 0	HOME	1- 0	4- 2	3- 0				
1- 0	1- 0	0- 0	AWAY	0- 0	0- 0	0- 0				
2- 1	0- 0	0- 0	NEUTRAL	0- 0	2- 1	2- 0				
3- 12	0- 7	0- 1	CONFERENCE	0- 2	3- 2	0- 0				
2- 6	0- 3	0- 1	HOME	0- 2	2- 0	0- 0				
1- 6	0- 4	0- 0	AWAY	0- 0	1- 2	0- 0				
0- 0	0- 0	0- 0	NEUTRAL	0- 0	0- 0	0- 0				

RPI	S	Opponent	Score
3	A	Mississippi St.	53 90
3	H	Mississippi St.	50 98
6	H	Ohio St.	77 103
7	H	Florida St.	54 84
10	H	Tennessee	42 70
14	A	South Carolina	57 64
17	A	Missouri	64 66
20	A	Texas A&M	80 85
24	A	Oklahoma	80 61
25	H	Georgia	57 66

RPI	S	Opponent	Score
27	H	LSU	59 66

RPI	S	Opponent	Score
87	H	Alabama	54 63
92	H	Kentucky	53 56
100	H	Jacksonville	69 59

RPI	S	Opponent	Score
101	A	Auburn	55 84
112	H	Chattanooga	60 65
122	A	Arkansas	65 51
133	H	Vanderbilt	88 71
156	A	Ole Miss	75 78
156	H	Ole Miss	61 60
164	H	Saint Joseph's	71 51
181	N	Stetson	71 85
199	H	Arkansas St.	69 70
212	N	Richmond	87 80
310	H	Georgia St.	82 66
316	H	Marshall	74 69
332	H	Delaware St.	85 51
343	N	Savannah St.	90 40

LAST 12 Division I GAMES:

10	H	Tennessee	42 70	25	H	Georgia	57 66
133	H	Vanderbilt	88 71	3	A	Mississippi St.	53 90
20	A	Texas A&M	80 85	156	H	Ole Miss	61 60
14	A	South Carolina	57 64	122	A	Arkansas	65 51
3	H	Mississippi St.	50 98	27	H	LSU	59 66
17	A	Missouri	64 66	92	H	Kentucky	53 56

Non-Div I Games:

Florida



Average RPI Win:	313	WON-LOST	WINNING	LAST 10	STRENGTH OF	OPP. STRENGTH	TEAM	ADJ.	CONF.	ADJ CONF.
Average RPI Loss:	223	RECORD	PCT. RANK	GAMES	SCHEDULE	OF SCHEDULE	RPI	RPI	RPI	RPI
DIV. I ONLY	5- 20	315	3- 7	346	275	342	342	30	30	
DIV. I NON-CONF.	1- 11	331	0- 0	332	157	343	343	30	30	
-----										
TOTALS	RPI 1-25	RPI 26-50	W-L RECORDS	RPI 51-100	RPI 101-999	RPI 201+				
5- 20	0- 0	0- 0	OVERALL	0- 3	5- 17	5- 15				
3- 4	0- 0	0- 0	HOME	0- 0	3- 4	3- 4				
2- 15	0- 0	0- 0	AWAY	0- 3	2- 12	2- 10				
0- 1	0- 0	0- 0	NEUTRAL	0- 0	0- 1	0- 1				
1- 11	0- 0	0- 0	NON-CONFERENCE	0- 3	1- 8	1- 7				
0- 2	0- 0	0- 0	HOME	0- 0	0- 2	0- 2				
1- 8	0- 0	0- 0	AWAY	0- 3	1- 5	1- 4				
0- 1	0- 0	0- 0	NEUTRAL	0- 0	0- 1	0- 1				
4- 9	0- 0	0- 0	CONFERENCE	0- 0	4- 9	4- 8				
3- 2	0- 0	0- 0	HOME	0- 0	3- 2	3- 2				
1- 7	0- 0	0- 0	AWAY	0- 0	1- 7	1- 6				
0- 0	0- 0	0- 0	NEUTRAL	0- 0	0- 0	0- 0				

RPI 1-25				RPI 26-50				RPI 51-100				RPI 101+ Team's RPI: 342			
RPI	S	Opponent	Score	RPI	S	Opponent	Score	RPI	S	Opponent	Score	RPI	S	Opponent	Score
								85	A	Miami (OH)	33 73	114	A	Bethune-Cookman	42 44
								87	A	Alabama	55 91	200	A	Eastern Mi ch.	61 83
								91	A	Kansas St.	57 81	207	A	Hampton	65 66
												211	A	Norfolk St.	49 70
												220	A	Xavier	52 70
												224	N	A&M-Corpus Christi	55 58
												230	A	Texas Tech	63 82
												243	A	Omaha	73 78
												251	H	North Florida	68 77
												259	A	Morgan St.	56 61
												259	H	Morgan St.	44 59
												263	A	Howard	65 76
												263	H	Howard	74 59
												269	H	Sacred Heart	68 73
												274	A	UMES	70 87
												309	A	Western Caro.	80 63
												311	A	Coppin St.	56 62
												315	A	UTRGV	38 51
												330	H	N. C. Central	84 81
												332	A	Delaware St.	73 65
												332	H	Delaware St.	59 54
												343	H	Savannah St.	47 65
-----															
								LAST 12 Division I GAMES:							
								332	A	Delaware St.	73 65	211	A	Norfolk St.	49 70
								259	H	Morgan St.	44 59	207	A	Hampton	65 66
								330	H	N. C. Central	84 81	332	H	Delaware St.	59 54
								274	A	UMES	70 87	114	A	Bethune-Cookman	42 44
								263	A	Howard	65 76	311	A	Coppin St.	56 62
								343	H	Savannah St.	47 65	259	A	Morgan St.	56 61

Non-Div I Games: Lynn 74 37

Florida A&M



Average RPI Win:	122	WON-LOST	WINNING	LAST 10	STRENGTH OF	OPP. STRENGTH	TEAM	ADJ.	CONF.	ADJ CONF.
Average RPI Loss:	15	RECORD	PCT. RANK	GAMES	SCHEDULE	OF SCHEDULE	RPI	RPI	RPI	RPI
DIV. I ONLY	23- 5	20	7- 3	14	34	7	7	1	1	
DIV. I NON-CONF.	12- 1	6	0- 0	26	109	5	5	1	1	
-----										
TOTALS	RPI 1-25	RPI 26-50	W-L RECORDS	RPI 51-100	RPI 101-999	RPI 201+				
23- 5	2- 4	5- 1	OVERALL	4- 0	12- 0	3- 0				
12- 1	0- 1	3- 0	HOME	2- 0	7- 0	2- 0				
11- 4	2- 3	2- 1	AWAY	2- 0	5- 0	1- 0				
0- 0	0- 0	0- 0	NEUTRAL	0- 0	0- 0	0- 0				
12- 1	1- 1	2- 0	NON-CONFERENCE	2- 0	7- 0	3- 0				
6- 0	0- 0	1- 0	HOME	1- 0	4- 0	2- 0				
6- 1	1- 1	1- 0	AWAY	1- 0	3- 0	1- 0				
0- 0	0- 0	0- 0	NEUTRAL	0- 0	0- 0	0- 0				
11- 4	1- 3	3- 1	CONFERENCE	2- 0	5- 0	0- 0				
6- 1	0- 1	2- 0	HOME	1- 0	3- 0	0- 0				
5- 3	1- 2	1- 1	AWAY	1- 0	2- 0	0- 0				
0- 0	0- 0	0- 0	NEUTRAL	0- 0	0- 0	0- 0				

RPI	S	Opponent	Score	RPI	S	Opponent	Score	RPI	S	Opponent	Score	RPI	S	Opponent	Score
1	H	Notre Dame	69 100	29	A	Syracuse	69 76	72	A	James Madison	79 63	116	H	North Carolina	103 65
4	A	Louisville	50 49	34	H	Virginia	77 62	75	H	Virginia Tech	107 62	154	A	Clemson	69 47
11	A	Texas	72 87	42	A	Creighton	92 82	95	A	Wake Forest	81 79	154	H	Clemson	91 43
12	A	Duke	66 79	46	H	Arizona St.	77 66	100	H	Jacksonville	82 50	157	H	Samford	87 62
18	A	Iowa	94 93	50	A	Miami (FL)	91 71					162	A	Florida	84 54
21	A	NC State	56 65	50	H	Miami (FL)	105 67					174	A	Pittsburgh	66 59
-----															
LAST 12 Division I GAMES:															
191	H	Boston College	67 39	21	A	NC State	56 65								
12	A	Duke	66 79	1	H	Notre Dame	69 100								
154	H	Clemson	91 43	4	A	Louisville	50 49								
50	A	Miami (FL)	91 71	95	A	Wake Forest	81 79								
34	H	Virginia	77 62	75	H	Virginia Tech	107 62								
174	A	Pittsburgh	66 59	50	H	Miami (FL)	105 67								

Non-Div I Games:

Florida St.



Average RPI Win: <b>182</b>	WON-LOST RECORD	WINNING PCT. RANK	LAST 10 GAMES	STRENGTH OF SCHEDULE	OPP. STRENGTH OF SCHEDULE	TEAM RPI	ADJ. RPI	CONF. RPI	ADJ CONF. RPI
Average RPI Loss: <b>79</b>									
DIV. I ONLY	21- 7	45	7- 3	132	98	60	60	12	12
DIV. I NON-CONF.	9- 4	82	0- 0	118	65	67	67	10	10
-----									
TOTALS	RPI 1-25	RPI 26-50	W-L RECORDS	RPI 51-100	RPI 101-999	RPI 201+			
21- 7	0- 1	1- 2	OVERALL	4- 2	16- 2	9- 0			
13- 2	0- 1	1- 1	HOME	2- 0	10- 0	5- 0			
8- 5	0- 0	0- 1	AWAY	2- 2	6- 2	4- 0			
0- 0	0- 0	0- 0	NEUTRAL	0- 0	0- 0	0- 0			
9- 4	0- 1	1- 0	NON-CONFERENCE	2- 2	6- 1	3- 0			
7- 1	0- 1	1- 0	HOME	1- 0	5- 0	2- 0			
2- 3	0- 0	0- 0	AWAY	1- 2	1- 1	1- 0			
0- 0	0- 0	0- 0	NEUTRAL	0- 0	0- 0	0- 0			
12- 3	0- 0	0- 2	CONFERENCE	2- 0	10- 1	6- 0			
6- 1	0- 0	0- 1	HOME	1- 0	5- 0	3- 0			
6- 2	0- 0	0- 1	AWAY	1- 0	5- 1	3- 0			
0- 0	0- 0	0- 0	NEUTRAL	0- 0	0- 0	0- 0			

RPI 1-25				RPI 26-50				RPI 51-100 Team's RPI: 60				RPI 101+			
RPI	S	Opponent	Score	RPI	S	Opponent	Score	RPI	S	Opponent	Score	RPI	S	Opponent	Score
9	H	UCLA	30 <b>67</b>	31	A	Dayton	54 <b>79</b>	54	A	St. John's (NY)	67 64	102	A	George Mason	67 62
				31	H	Dayton	62 <b>63</b>	66	H	UC Davis	70 62	106	H	Bucknell	71 62
				35	H	Northern Colo.	48 33	70	A	Duquesne	51 43	131	A	Saint Louis	85 <b>91</b>
								79	A	Albany (NY)	52 <b>59</b>	131	H	Saint Louis	66 63
								84	A	Penn St.	60 <b>65</b>	155	H	Hartford	69 44
								88	H	George Washington	61 50	171	A	Davidson	58 45
												171	H	Davidson	66 58
												174	H	Pittsburgh	58 55
												191	A	Boston College	52 <b>55</b>
												212	A	Richmond	43 38
												242	H	La Salle	66 45
												250	H	St. Bonaventure	72 48
												257	A	Manhattan	54 48
												270	A	Massachusetts	62 51
												282	A	VCU	64 54
												321	H	UMBC	55 46
												328	H	Rhode Island	76 64
												336	H	Iona	78 48
-----															
LAST 12 Division I GAMES:															
				70	A	Duquesne	51 43	102	A	George Mason	67 62				
				31	A	Dayton	54 <b>79</b>	250	H	St. Bonaventure	72 48				
				242	H	La Salle	66 45	212	A	Richmond	43 38				
				171	A	Davidson	58 45	31	H	Dayton	62 <b>63</b>				
				328	H	Rhode Island	76 64	282	A	VCU	64 54				
				131	A	Saint Louis	85 <b>91</b>	171	H	Davidson	66 58				

Non-Div I Games:

Fordham



Average RPI Win:	298	WON-LOST	WINNING	LAST 10	STRENGTH OF	OPP. STRENGTH	TEAM	ADJ.	CONF.	ADJ CONF.
Average RPI Loss:	169	RECORD	PCT. RANK	GAMES	SCHEDULE	OF SCHEDULE	RPI	RPI	RPI	RPI
DIV. I ONLY	3- 20	330	1- 9	208	215	329	329	13	13	
DIV. I NON-CONF.	2- 8	290	0- 0	301	288	338	338	16	16	
-----										
TOTALS	RPI 1-25	RPI 26-50	W-L RECORDS	RPI 51-100	RPI 101-999	RPI 201+				
3- 20	0- 0	0- 2	OVERALL	0- 4	3- 14	3- 8				
3- 7	0- 0	0- 0	HOME	0- 2	3- 5	3- 2				
0- 13	0- 0	0- 2	AWAY	0- 2	0- 9	0- 6				
0- 0	0- 0	0- 0	NEUTRAL	0- 0	0- 0	0- 0				
2- 8	0- 0	0- 1	NON-CONFERENCE	0- 2	2- 5	2- 5				
2- 2	0- 0	0- 0	HOME	0- 1	2- 1	2- 1				
0- 6	0- 0	0- 1	AWAY	0- 1	0- 4	0- 4				
0- 0	0- 0	0- 0	NEUTRAL	0- 0	0- 0	0- 0				
1- 12	0- 0	0- 1	CONFERENCE	0- 2	1- 9	1- 3				
1- 5	0- 0	0- 0	HOME	0- 1	1- 4	1- 1				
0- 7	0- 0	0- 1	AWAY	0- 1	0- 5	0- 2				
0- 0	0- 0	0- 0	NEUTRAL	0- 0	0- 0	0- 0				

RPI 1-25				RPI 26-50				RPI 51-100				RPI 101+				Team's RPI: 329	
RPI	S	Opponent	Score	RPI	S	Opponent	Score	RPI	S	Opponent	Score	RPI	S	Opponent	Score		
				32	A	South Dakota St.	49 105	57	A	South Dakota	43 85	111	A	Western Ill.	44 91		
				39	A	Michigan	45 77	57	H	South Dakota	60 79	111	H	Western Ill.	64 100		
								66	A	Belmont	42 74	168	A	Denver	65 86		
								96	H	Milwaukee	48 60	168	H	Denver	55 73		
												180	A	Oral Roberts	45 66		
												180	H	Oral Roberts	48 73		
												220	A	Xavier	50 62		
												222	A	Illinois	50 64		
												243	A	Omaha	61 77		
												243	H	Omaha	76 65		
												249	A	Coastal Caro.	58 67		
												278	A	North Dakota St.	56 72		
												278	H	North Dakota St.	52 66		
												292	A	Valparaiso	50 68		
												304	H	Loyola Chicago	79 70		
												327	H	Ill.-Chicago	51 67		
												347	H	Eastern Ill.	93 77		
LAST 12 Division I GAMES:																	
				278	H	North Dakota St.	52 66	278	A	North Dakota St.	56 72						
				243	A	Omaha	61 77	111	A	Western Ill.	44 91						
				57	H	South Dakota	60 79	57	A	South Dakota	43 85						
				168	A	Denver	65 86	243	H	Omaha	76 65						
				180	A	Oral Roberts	45 66	168	H	Denver	55 73						
				32	A	South Dakota St.	49 105	180	H	Oral Roberts	48 73						

Non-Div I Games: Quincy 73 72 Maryville (MO) 70 76 Findlay 55 75

Fort Wayne



Average RPI Win:	203	WON-LOST	WINNING	LAST 10	STRENGTH OF	OPP. STRENGTH	TEAM	ADJ.	CONF.	ADJ CONF.
Average RPI Loss:	163	RECORD	PCT. RANK	GAMES	SCHEDULE	OF SCHEDULE	RPI	RPI	RPI	RPI
DIV. I ONLY	16- 11	122	8- 2	200	157	134	134	16	16	
DIV. I NON-CONF.	5- 6	187	0- 0	139	256	192	192	14	14	
-----										
TOTALS	RPI 1-25	RPI 26-50	W-L RECORDS	RPI 51-100	RPI 101-999	RPI 201+				
16- 11	0- 0	0- 1	OVERALL	2- 2	14- 8	8- 4				
11- 3	0- 0	0- 1	HOME	1- 1	10- 1	6- 1				
5- 8	0- 0	0- 0	AWAY	1- 1	4- 7	2- 3				
0- 0	0- 0	0- 0	NEUTRAL	0- 0	0- 0	0- 0				
5- 6	0- 0	0- 1	NON-CONFERENCE	0- 0	5- 5	1- 2				
4- 2	0- 0	0- 1	HOME	0- 0	4- 1	1- 1				
1- 4	0- 0	0- 0	AWAY	0- 0	1- 4	0- 1				
0- 0	0- 0	0- 0	NEUTRAL	0- 0	0- 0	0- 0				
11- 5	0- 0	0- 0	CONFERENCE	2- 2	9- 3	7- 2				
7- 1	0- 0	0- 0	HOME	1- 1	6- 0	5- 0				
4- 4	0- 0	0- 0	AWAY	1- 1	3- 3	2- 2				
0- 0	0- 0	0- 0	NEUTRAL	0- 0	0- 0	0- 0				

RPI S Opponent	Score	RPI S Opponent	Score	RPI S Opponent	Score	RPI S Opponent	Score	Team's RPI: 134
		46 H Arizona St.	49 81	65 H Wyoming	60 47	124 A Colorado St.	75 64	
				83 A UNLV	74 72	124 H Colorado St.	56 45	
				83 H UNLV	58 73	136 A Texas St.	59 76	
				94 A New Mexico	75 88	144 A San Francisco	62 70	
						145 A Boise St.	66 75	
						158 H Eastern Wash.	81 56	
						169 A UT Arlington	54 67	
						173 H Weber St.	81 78	
						183 H Pacific	81 70	
						197 A UC Santa Barbara	64 57	
						216 A CSUN	72 85	
						219 A Nevada	73 90	
						219 H Nevada	68 55	
						239 H UC Riverside	56 68	
						245 H Montana	61 58	
						246 H San Jose St.	81 71	
						265 A San Diego St.	66 60	
						265 H San Diego St.	64 53	
						298 A Air Force	64 58	
						298 H Air Force	64 48	
						299 A Utah St.	52 60	
						299 H Utah St.	57 56	
LAST 12 Division I GAMES:								
83 H UNLV	58 73	298 H Air Force	64 48					
124 A Colorado St.	75 64	299 A Utah St.	52 60					
246 H San Jose St.	81 71	83 A UNLV	74 72					
265 A San Diego St.	66 60	265 H San Diego St.	64 53					
65 H Wyoming	60 47	94 A New Mexico	75 88					
219 H Nevada	68 55	145 A Boise St.	66 75					

Non-Div I Games:

Fresno St.



Average RPI Win: 215  
Average RPI Loss: 157

WON-LOST  
RECORD

WINNING  
PCT. RANK

LAST 10  
GAMES

STRENGTH OF  
SCHEDULE

OPP. STRENGTH  
OF SCHEDULE

TEAM  
RPI

ADJ.  
RPI

CONF.  
RPI

ADJ CONF.  
RPI

DIV. I ONLY	13- 12	162	4- 5	238	145	175	175	17	17
DIV. I NON-CONF.	7- 5	132	0- 0	289	153	162	162	17	17
<hr/>									
TOTALS	RPI 1-25	RPI 26-50	W-L RECORDS	RPI 51-100	RPI 101-999	RPI 201+			
13- 12	0- 1	0- 0	OVERALL	1- 2	12- 9	8- 5			
8- 2	0- 0	0- 0	HOME	0- 1	8- 1	5- 0			
4- 9	0- 0	0- 0	AWAY	0- 0	4- 3	3- 2			
1- 1	0- 0	0- 0	NEUTRAL	1- 0	0- 1	0- 1			
7- 5	0- 1	0- 0	NON-CONFERENCE	1- 0	6- 4	5- 3			
4- 0	0- 0	0- 0	HOME	0- 0	4- 0	3- 0			
2- 4	0- 1	0- 0	AWAY	0- 0	2- 3	2- 2			
1- 1	0- 0	0- 0	NEUTRAL	1- 0	0- 1	0- 1			
6- 7	0- 0	0- 0	CONFERENCE	0- 2	6- 5	3- 2			
4- 2	0- 0	0- 0	HOME	0- 1	4- 1	2- 0			
2- 5	0- 0	0- 0	AWAY	0- 1	2- 4	1- 2			
0- 0	0- 0	0- 0	NEUTRAL	0- 0	0- 0	0- 0			

RPI 1-25				RPI 26-50				RPI 51-100				RPI 101+				Team's RPI: 175
RPI	S	Opponent	Score	RPI	S	Opponent	Score	RPI	S	Opponent	Score	RPI	S	Opponent	Score	
25	A	Georgia	44 79					59	A	Mercer	53 65	112	A	Chattanooga	50 45	
								59	H	Mercer	64 86	112	H	Chattanooga	58 57	
								86	N	Ohio	70 68	116	A	North Carolina	56 84	
												120	A	ETSU	46 56	
												120	H	ETSU	57 69	
												157	A	Samford	58 62	
												157	H	Samford	45 41	
												171	H	Davids on	65 62	
												217	A	UNC Asheville	71 63	
												220	N	Xavier	62 75	
												223	A	UNCG	74 76	
												223	H	UNCG	55 54	
												229	A	Gardner-Webb	57 71	
												254	H	Col. of Charleston	72 58	
												256	A	Presbyteri an	75 76	
												261	H	UNCW	76 71	
												291	A	USC Upstate	80 59	
												293	H	Kennesaw St.	78 59	
												300	A	Wofford	48 79	
												309	A	Western Caro.	68 59	
												309	H	Western Caro.	66 46	
<hr/>																
LAST 12 Division I GAMES:																
120	A	ETSU	46 56	300	A	Wofford	48 79									
112	A	Chattanooga	50 45	112	H	Chattanooga	58 57									
309	H	Western Caro.	66 46	120	H	ETSU	57 69									
223	H	UNCG	55 54	223	A	UNCG	74 76									
157	A	Samford	58 62	309	A	Western Caro.	68 59									
59	A	Mercer	53 65	59	H	Mercer	64 86									

Non-Div I Games:

Pfeiffer

102 51

Bob Jones

93 46

Converse

80 41

Furman

Loss, Non-Conf, S Site, H Home A Away N Neutral



Average RPI Win:	275	WON-LOST	WINNING	LAST 10	STRENGTH OF	OPP. STRENGTH	TEAM	ADJ.	CONF.	ADJ CONF.
Average RPI Loss:	183	RECORD	PCT. RANK	GAMES	SCHEDULE	OF SCHEDULE	RPI	RPI	RPI	RPI
DIV. I ONLY	3- 21	331	2- 8	192	287	325	325	22	22	
DIV. I NON-CONF.	1- 8	313	0- 0	135	331	292	292	23	23	
-----										
TOTALS	RPI 1-25	RPI 26-50	W-L RECORDS	RPI 51-100	RPI 101-999	RPI 201+				
3- 21	0- 0	0- 0	OVERALL	0- 4	3- 17	2- 7				
2- 10	0- 0	0- 0	HOME	0- 2	2- 8	1- 3				
1- 11	0- 0	0- 0	AWAY	0- 2	1- 9	1- 4				
0- 0	0- 0	0- 0	NEUTRAL	0- 0	0- 0	0- 0				
1- 8	0- 0	0- 0	NON-CONFERENCE	0- 4	1- 4	1- 3				
0- 5	0- 0	0- 0	HOME	0- 2	0- 3	0- 2				
1- 3	0- 0	0- 0	AWAY	0- 2	1- 1	1- 1				
0- 0	0- 0	0- 0	NEUTRAL	0- 0	0- 0	0- 0				
2- 13	0- 0	0- 0	CONFERENCE	0- 0	2- 13	1- 4				
2- 5	0- 0	0- 0	HOME	0- 0	2- 5	1- 1				
0- 8	0- 0	0- 0	AWAY	0- 0	0- 8	0- 3				
0- 0	0- 0	0- 0	NEUTRAL	0- 0	0- 0	0- 0				

RPI 1-25				RPI 26-50				RPI 51-100				RPI 101+				Team's RPI: 325
RPI	S	Opponent	Score	RPI	S	Opponent	Score	RPI	S	Opponent	Score	RPI	S	Opponent	Score	
								52	A	UCF	38 62	103	A	Little Rock	52 92	
								59	A	Mercer	45 72	103	H	Little Rock	34 64	
								78	H	IUPUI	52 72	136	H	Texas St.	56 81	
								87	H	Alabama	36 84	152	A	South Ala.	52 79	
												161	A	Troy	47 88	
												169	A	UT Arlington	49 70	
												169	H	UT Arlington	73 68	
												176	H	Louisiana	48 58	
												186	H	Stony Brook	49 68	
												199	A	Arkansas St.	48 69	
												199	H	Arkansas St.	62 71	
												206	A	N.C. A&T	49 60	
												249	A	Coastal Caro.	51 54	
												272	A	Appalachian St.	56 87	
												293	H	Kennesaw St.	58 60	
												310	A	Georgia St.	56 71	
												310	H	Georgia St.	58 66	
												319	A	South Carolina St.	61 58	
												337	H	La.-Monroe	75 45	
												343	H	Savannah St.	67 71	
-----																
LAST 12 Division I GAMES:																
				169	A	UT Arlington	49 70					169	H	UT Arlington	73 68	
				310	H	Georgia St.	58 66					136	H	Texas St.	56 81	
				176	H	Louisiana	48 58					310	A	Georgia St.	56 71	
				337	H	La.-Monroe	75 45					272	A	Appalachian St.	56 87	
				199	A	Arkansas St.	48 69					249	A	Coastal Caro.	51 54	
				103	A	Little Rock	52 92					103	H	Little Rock	34 64	

Non-Div I Games: Coastal Ga. 68 63 Thomas (GA) 79 51

Ga. Southern



Average RPI Win:	276	WON-LOST	WINNING	LAST 10	STRENGTH OF	OPP. STRENGTH	TEAM	ADJ.	CONF.	ADJ CONF.
Average RPI Loss:	166	RECORD	PCT. RANK	GAMES	SCHEDULE	OF SCHEDULE	RPI	RPI	RPI	RPI
DIV. I ONLY	14- 10	128	5- 5	333	289	229	229	27	27	
DIV. I NON-CONF.	7- 2	51	0- 0	296	216	127	127	28	28	
-----										
TOTALS	RPI 1-25	RPI 26-50	W-L RECORDS	RPI 51-100	RPI 101-999	RPI 201+				
14- 10	0- 0	0- 0	OVERALL	0- 4	14- 6	10- 4				
8- 5	0- 0	0- 0	HOME	0- 2	8- 3	6- 3				
6- 5	0- 0	0- 0	AWAY	0- 0	6- 3	4- 1				
0- 0	0- 0	0- 0	NEUTRAL	0- 0	0- 0	0- 0				
7- 2	0- 0	0- 0	NON-CONFERENCE	0- 2	7- 0	4- 0				
4- 1	0- 0	0- 0	HOME	0- 1	4- 0	3- 0				
3- 1	0- 0	0- 0	AWAY	0- 1	3- 0	1- 0				
0- 0	0- 0	0- 0	NEUTRAL	0- 0	0- 0	0- 0				
7- 8	0- 0	0- 0	CONFERENCE	0- 2	7- 6	6- 4				
4- 4	0- 0	0- 0	HOME	0- 1	4- 3	3- 3				
3- 4	0- 0	0- 0	AWAY	0- 1	3- 3	3- 1				
0- 0	0- 0	0- 0	NEUTRAL	0- 0	0- 0	0- 0				

RPI 1-25				RPI 26-50				RPI 51-100				RPI 101+				Team's RPI: 229
RPI	S	Opponent	Score	RPI	S	Opponent	Score	RPI	S	Opponent	Score	RPI	S	Opponent	Score	
								52	H	UCF	30 65	153	A	Radford	46 66	
								89	A	Liberty	41 59	153	H	Radford	69 53	
								89	H	Liberty	60 85	171	A	Davi dson	70 65	
								92	A	Kentucky	34 72	175	H	Furman	71 57	
												182	A	Morehead St.	68 60	
												193	A	High Point	80 83	
												217	H	UNC Asheville	60 61	
												256	A	Presbyteri an	69 72	
												256	H	Presbyteri an	50 60	
												262	H	Campbel l	44 73	
												287	A	Mt. St. Mary's	75 67	
												291	H	USC Upstate	60 39	
												300	H	Wofford	73 55	
												309	H	Western Caro.	70 67	
												313	A	Charleston So.	75 59	
												313	H	Charleston So.	68 52	
												340	A	Winthrop	66 59	
												340	H	Winthrop	68 55	
												346	A	Longwood	61 54	
												346	H	Longwood	52 41	
LAST 12 Division I GAMES:																
256	H	Presbyteri an	50 60	217	H	UNC Asheville	60 61									
313	A	Charleston So.	75 59	340	A	Winthrop	66 59									
346	H	Longwood	52 41	262	H	Campbel l	44 73									
340	H	Winthrop	68 55	313	H	Charleston So.	68 52									
89	A	Liberty	41 59	256	A	Presbyteri an	69 72									
153	A	Radford	46 66	89	H	Liberty	60 85									

Non-Div I Games:      Montreat      83   26      Pfeiffer      72   53      Converse      82   59

Gardner-Webb

Loss, Non-Conf, S Site, H Home A Away N Neutral



Average RPI Win:	237	WON-LOST	WINNING	LAST 10	STRENGTH OF	OPP. STRENGTH	TEAM	ADJ.	CONF.	ADJ CONF.
Average RPI Loss:	72	RECORD	PCT. RANK	GAMES	SCHEDULE	OF SCHEDULE	RPI	RPI	RPI	RPI
DIV. I ONLY	21- 8	55	6- 4	246	158	102	102	12	12	
DIV. I NON-CONF.	11- 3	45	0- 0	269	257	92	92	10	10	
-----										
TOTALS	RPI 1-25	RPI 26-50	W-L RECORDS	RPI 51-100	RPI 101-999	RPI 201+				
21- 8	0- 0	0- 2	OVERALL	2- 5	19- 1	16- 0				
14- 2	0- 0	0- 0	HOME	1- 2	13- 0	11- 0				
6- 6	0- 0	0- 0	AWAY	0- 1	6- 1	5- 0				
1- 0	0- 0	0- 0	NEUTRAL	1- 0	0- 0	0- 0				
11- 3	0- 0	0- 1	NON-CONFERENCE	2- 1	9- 1	9- 0				
9- 0	0- 0	0- 0	HOME	1- 0	8- 0	8- 0				
1- 3	0- 0	0- 1	AWAY	0- 1	1- 1	1- 0				
1- 0	0- 0	0- 0	NEUTRAL	1- 0	0- 0	0- 0				
10- 5	0- 0	0- 1	CONFERENCE	0- 4	10- 0	7- 0				
5- 2	0- 0	0- 0	HOME	0- 2	5- 0	3- 0				
5- 3	0- 0	0- 1	AWAY	0- 2	5- 0	4- 0				
0- 0	0- 0	0- 0	NEUTRAL	0- 0	0- 0	0- 0				

RPI	S	Opponent	Score	RPI	S	Opponent	Score	RPI	S	Opponent	Score	RPI	S	Opponent	Score	Team's RPI: 102
31	A	Dayton	66 71	56	A	Houston	73 82	131	H	Saint Louis	81 72	142	A	Colorado	61 76	
39	A	Michigan	61 75	58	H	American	71 53	164	A	Saint Joseph's	65 57	171	H	Davidson	74 61	
				60	H	Fordham	62 67	212	H	Richmond	77 56	214	H	Southeast Mo. St.	57 38	
				70	A	Duquesne	64 71	242	A	La Salle	69 56	247	A	Loyola Maryland	80 72	
				80	N	Drake	87 75	250	A	St. Bonaventure	76 63	250	H	St. Bonaventure	78 63	
				88	A	George Washington	52 62	252	H	Illinois St.	56 37	270	H	Massachusetts	71 60	
				88	H	George Washington	61 65	274	H	UMES	82 68	281	H	Old Dominion	66 53	
								282	A	VCU	65 42	285	H	LIU Brooklyn	73 70	
								314	H	Eastern Ky.	64 41	321	H	UMBC	58 38	
								328	A	Rhode Island	92 53	346	H	Longwood	60 41	
LAST 12 Division I GAMES:																
31	A	Dayton	66 71	250	A	St. Bonaventure	76 63	60	H	Fordham	62 67	131	H	Saint Louis	81 72	
250	H	St. Bonaventure	78 63	70	A	Duquesne	64 71	212	H	Richmond	77 56	328	A	Rhode Island	92 53	
282	A	VCU	65 42													
270	H	Massachusetts	71 60													
88	H	George Washington	61 65													
164	A	Saint Joseph's	65 57													

Non-Div I Games:

George Mason



Average RPI Win:	199	WON-LOST	WINNING	LAST 10	STRENGTH OF	OPP. STRENGTH	TEAM	ADJ.	CONF.	ADJ CONF.
Average RPI Loss:	54	RECORD	PCT. RANK	GAMES	SCHEDULE	OF SCHEDULE	RPI	RPI	RPI	RPI
DIV. I ONLY	15- 12	145	7- 3	46	103	88	88	12	12	
DIV. I NON-CONF.	5- 7	212	0- 0	19	44	110	110	10	10	
-----										
TOTALS	RPI 1-25	RPI 26-50	W-L RECORDS	RPI 51-100	RPI 101-999	RPI 201+				
15- 12	0- 2	0- 5	OVERALL	1- 3	14- 2	7- 0				
7- 7	0- 1	0- 3	HOME	1- 1	6- 2	3- 0				
8- 5	0- 0	0- 0	AWAY	0- 0	8- 0	4- 0				
0- 0	0- 0	0- 0	NEUTRAL	0- 0	0- 0	0- 0				
5- 7	0- 2	0- 3	NON-CONFERENCE	1- 1	4- 1	2- 0				
3- 4	0- 1	0- 2	HOME	1- 0	2- 1	0- 0				
2- 3	0- 1	0- 1	AWAY	0- 1	2- 0	2- 0				
0- 0	0- 0	0- 0	NEUTRAL	0- 0	0- 0	0- 0				
10- 5	0- 0	0- 2	CONFERENCE	0- 2	10- 1	5- 0				
4- 3	0- 0	0- 1	HOME	0- 1	4- 1	3- 0				
6- 2	0- 0	0- 1	AWAY	0- 1	6- 0	2- 0				
0- 0	0- 0	0- 0	NEUTRAL	0- 0	0- 0	0- 0				

RPI 1-25				RPI 26-50				RPI 51-100				Team's RPI : 88				RPI 101+											
RPI	S	Opponent	Score	RPI	S	Opponent	Score	RPI	S	Opponent	Score	RPI	S	Opponent	Score	RPI	S	Opponent	Score								
19	H	South Fla.	78 83	29	H	Syracuse	62 74	58	H	American	61 44	102	A	George Mason	65 61												
22	A	Maryland	54 80	31	A	Dayton	55 66	59	A	Mercer	44 61	102	H	George Mason	62 52												
				31	H	Dayton	53 57	60	A	Fordham	50 61	121	H	Georgetown	65 54												
				32	H	South Dakota St.	88 97	70	H	Duquesne	53 54	131	A	Saint Louis	71 58												
				36	A	Princeton	52 72					131	H	Saint Louis	69 72												
												133	H	Vanderbilt	59 69												
												164	A	Saint Joseph's	49 46												
												171	A	Davidson	53 48												
												190	H	Wisconsin	61 46												
												242	H	La Salle	60 45												
												250	A	St. Bonaventure	63 56												
												270	H	Massachusetts	55 49												
												271	A	Towson	66 43												
												282	A	VCU	61 39												
												305	A	Monmouth	59 45												
												328	H	Rhode Island	65 52												
-----																											
										LAST 12 Division I GAMES:																	
164	A	Saint Joseph's	49 46	242	H	La Salle	60 45	131	H	Saint Louis	69 72																
131	A	Saint Louis	71 58	328	H	Rhode Island	65 52	31	A	Dayton	55 66																
270	H	Massachusetts	55 49	70	H	Duquesne	53 54	171	A	Davidson	53 48																
31	H	Dayton	53 57																								
102	A	George Mason	65 61																								
250	A	St. Bonaventure	63 56																								

Non-Div I Games:

George Washington

Loss, 
Non-Conf, 
S Site, 
H Home
A Away
N Neutral



Average RPI Win:	183	WON-LOST	WINNING	LAST 10	STRENGTH OF	OPP. STRENGTH	TEAM	ADJ.	CONF.	ADJ CONF.
Average RPI Loss:	59	RECORD	PCT. RANK	GAMES	SCHEDULE	OF SCHEDULE	RPI	RPI	RPI	RPI
DIV. I ONLY	12- 14	198	5- 5	91	40	121	121	6	6	
DIV. I NON-CONF.	5- 5	170	0- 0	244	47	177	177	6	6	
-----										
TOTALS	RPI 1-25	RPI 26-50	W-L RECORDS	RPI 51-100	RPI 101-999	RPI 201+				
12- 14	0- 3	2- 4	OVERALL	0- 3	10- 4	7- 0				
5- 5	0- 1	1- 2	HOME	0- 1	4- 1	3- 0				
6- 7	0- 2	1- 2	AWAY	0- 2	5- 1	4- 0				
1- 2	0- 0	0- 0	NEUTRAL	0- 0	1- 2	0- 0				
5- 5	0- 1	0- 1	NON-CONFERENCE	0- 1	5- 2	4- 0				
2- 1	0- 0	0- 1	HOME	0- 0	2- 0	2- 0				
2- 2	0- 1	0- 0	AWAY	0- 1	2- 0	2- 0				
1- 2	0- 0	0- 0	NEUTRAL	0- 0	1- 2	0- 0				
7- 9	0- 2	2- 3	CONFERENCE	0- 2	5- 2	3- 0				
3- 4	0- 1	1- 1	HOME	0- 1	2- 1	1- 0				
4- 5	0- 1	1- 2	AWAY	0- 1	3- 1	2- 0				
0- 0	0- 0	0- 0	NEUTRAL	0- 0	0- 0	0- 0				

RPI 1-25				RPI 26-50				RPI 51-100				RPI 101+				Team's RPI: 121
RPI	S	Opponent	Score	RPI	S	Opponent	Score	RPI	S	Opponent	Score	RPI	S	Opponent	Score	
21	A	NC State	49 63	28	A	DePaul	86 85	54	A	St. John's (NY)	41 64	101	N	Auburn	40 60	
23	A	Villanova	67 68	28	H	DePaul	62 78	54	H	St. John's (NY)	63 71	104	A	Seton Hall	65 70	
23	H	Villanova	58 60	30	A	Marquette	68 71	88	A	George Washington	54 65	104	H	Seton Hall	71 52	
				30	H	Marquette	85 58					105	A	Butler	63 52	
				42	A	Creighton	58 69					105	H	Butler	57 66	
				47	H	Minnesota	63 73					112	N	Chattanooga	41 54	
												187	N	Northwestern	55 54	
												208	A	Providence	75 43	
												220	A	Xavier	65 48	
												220	H	Xavier	65 60	
												247	A	Loyola Maryland	72 54	
												263	H	Howard	93 41	
												282	A	VCU	71 59	
												307	H	FIU	77 56	
-----																
LAST 12 Division I GAMES:																
				30	A	Marquette	68 71	105	A	Butler	63 52					
				28	A	DePaul	86 85	28	H	DePaul	62 78					
				54	H	St. John's (NY)	63 71	30	H	Marquette	85 58					
				104	H	Seton Hall	71 52	104	A	Seton Hall	65 70					
				23	A	Villanova	67 68	54	A	St. John's (NY)	41 64					
				220	A	Xavier	65 48	23	H	Villanova	58 60					

Non-Div I Games:

Georgetown



Average RPI Win:	148	WON-LOST	WINNING	LAST 10	STRENGTH OF	OPP. STRENGTH	TEAM	ADJ.	CONF.	ADJ CONF.
Average RPI Loss:	13	RECORD	PCT. RANK	GAMES	SCHEDULE	OF SCHEDULE	RPI	RPI	RPI	RPI
DIV. I ONLY	23- 5	20	7- 3	74	45	25	25	2	2	
DIV. I NON-CONF.	12- 1	6	0- 0	121	159	34	34	2	2	
-----										
TOTALS	RPI 1-25	RPI 26-50	W-L RECORDS	RPI 51-100	RPI 101-999	RPI 201+				
23- 5	2- 4	1- 1	OVERALL	4- 0	16- 0	6- 0				
13- 3	1- 3	0- 0	HOME	1- 0	11- 0	5- 0				
10- 2	1- 1	1- 1	AWAY	3- 0	5- 0	1- 0				
0- 0	0- 0	0- 0	NEUTRAL	0- 0	0- 0	0- 0				
12- 1	0- 1	1- 0	NON-CONFERENCE	2- 0	9- 0	6- 0				
8- 1	0- 1	0- 0	HOME	1- 0	7- 0	5- 0				
4- 0	0- 0	1- 0	AWAY	1- 0	2- 0	1- 0				
0- 0	0- 0	0- 0	NEUTRAL	0- 0	0- 0	0- 0				
11- 4	2- 3	0- 1	CONFERENCE	2- 0	7- 0	0- 0				
5- 2	1- 2	0- 0	HOME	0- 0	4- 0	0- 0				
6- 2	1- 1	0- 1	AWAY	2- 0	3- 0	0- 0				
0- 0	0- 0	0- 0	NEUTRAL	0- 0	0- 0	0- 0				

RPI	S	Opponent	Score	RPI	S	Opponent	Score	RPI	S	Opponent	Score	RPI	S	Opponent	Score
3	H	Mississippi St.	62 86	27	A	LSU	60 71	59	A	Mercer	72 54	101	H	Auburn	60 48
10	A	Tennessee	46 62	34	A	Virginia	64 61	61	H	Georgia Tech	60 53	108	H	Wright St.	87 71
11	H	Texas	53 81					87	A	Alabama	49 43	122	H	Arkansas	78 65
14	H	South Carolina	65 77					92	A	Kentucky	56 42	133	A	Vanderbilt	81 52
17	H	Missouri	62 50									133	H	Vanderbilt	67 55
20	A	Texas A&M	92 84									148	A	BYU	79 63
												156	A	Ole Miss	66 52
												156	H	Ole Miss	69 45
												162	A	Florida	66 57
												175	H	Furman	79 44
												206	A	N. C. A&T	73 63
												251	H	North Florida	75 37
												263	H	Howard	87 47
												300	H	Wofford	95 56
												309	H	Western Caro.	76 50
												312	H	Tennessee Tech	56 48
-----															
LAST 12 Division I GAMES:															
87	A	Alabama	49 43	27	A	LSU	60 71	162	A	Florida	66 57				
156	A	Ole Miss	66 52	17	H	Missouri	62 50	101	H	Auburn	60 48				
14	H	South Carolina	65 77	20	A	Texas A&M	92 84	122	H	Arkansas	78 65				
10	A	Tennessee	46 62												
133	H	Vanderbilt	67 55												
156	H	Ole Miss	69 45												

Non-Div I Games:

Georgia



Average RPI Win: 289	WON-LOST RECORD	WINNING PCT. RANK	LAST 10 GAMES	STRENGTH OF SCHEDULE	OPP. STRENGTH OF SCHEDULE	TEAM RPI	ADJ. RPI	CONF. RPI	ADJ CONF. RPI
Average RPI Loss: 164									
DIV. I ONLY	5- 19	313	3- 7	213	209	310	310	22	22
DIV. I NON-CONF.	2- 7	286	0- 0	178	88	277	277	23	23
-----									
TOTALS	RPI 1-25	RPI 26-50	W-L RECORDS	RPI 51-100	RPI 101-999	RPI 201+			
5- 19	0- 1	0- 1	OVERALL	0- 1	5- 16	4- 5			
4- 7	0- 0	0- 1	HOME	0- 0	4- 6	3- 1			
1- 12	0- 0	0- 0	AWAY	0- 0	1- 1	1- 0			
0- 0	0- 0	0- 0	NEUTRAL	0- 0	0- 0	0- 0			
2- 7	0- 1	0- 1	NON-CONFERENCE	0- 1	2- 4	1- 3			
2- 2	0- 0	0- 1	HOME	0- 0	2- 1	1- 1			
0- 5	0- 1	0- 0	AWAY	0- 1	0- 3	0- 2			
0- 0	0- 0	0- 0	NEUTRAL	0- 0	0- 0	0- 0			
3- 12	0- 0	0- 0	CONFERENCE	0- 0	3- 12	3- 2			
2- 5	0- 0	0- 0	HOME	0- 0	2- 5	2- 0			
1- 7	0- 0	0- 0	AWAY	0- 0	1- 7	1- 2			
0- 0	0- 0	0- 0	NEUTRAL	0- 0	0- 0	0- 0			

RPI 1-25				RPI 26-50				RPI 51-100				RPI 101+ Team's RPI: 310			
RPI	S	Opponent	Score	RPI	S	Opponent	Score	RPI	S	Opponent	Score	RPI	S	Opponent	Score
3	A	Mississippi St.	50 106	45	H	Western Ky.	63 74	61	A	Georgia Tech	51 75	103	A	Little Rock	47 54
												103	H	Little Rock	50 65
												136	A	Texas St.	40 62
												136	H	Texas St.	63 83
												152	A	South Ala.	52 88
												161	A	Troy	86 90
												162	A	Florida	66 82
												169	H	UT Arlington	76 81
												176	H	Louisiana	60 75
												178	H	Jacksonville St.	55 41
												199	A	Arkansas St.	63 76
												199	H	Arkansas St.	58 75
												233	H	Fla. Atlantic	50 82
												249	A	Coastal Caro.	49 64
												261	A	UNCW	62 74
												272	A	Appalachian St.	62 77
												282	H	VCU	61 56
												293	A	Kennesaw St.	61 71
												325	A	Ga. Southern	66 58
												325	H	Ga. Southern	71 56
												337	H	La.-Monroe	70 57
LAST 12 Division I GAMES:															
136	A	Texas St.	40 62	136	H	Texas St.	63 83								
325	A	Ga. Southern	66 58	169	H	UT Arlington	76 81								
337	H	La.-Monroe	70 57	325	H	Ga. Southern	71 56								
176	H	Louisiana	60 75	249	A	Coastal Caro.	49 64								
103	A	Little Rock	47 54	272	A	Appalachian St.	62 77								
199	A	Arkansas St.	63 76	199	H	Arkansas St.	58 75								

Non-Div I Games: Allen 101 56 North Greenville 91 89

Georgia St.



Average RPI Win:	171	WON-LOST	WINNING	LAST 10	STRENGTH OF	OPP. STRENGTH	TEAM	ADJ.	CONF.	ADJ CONF.
Average RPI Loss:	35	RECORD	PCT. RANK	GAMES	SCHEDULE	OF SCHEDULE	RPI	RPI	RPI	RPI
DIV. I ONLY	17- 11	115	5- 5	28	52	61	61	1	1	
DIV. I NON-CONF.	11- 2	22	0- 0	84	220	32	32	1	1	
-----										
TOTALS	RPI 1-25	RPI 26-50	W-L RECORDS	RPI 51-100	RPI 101-999	RPI 201+				
17- 11	0- 7	3- 2	OVERALL	2- 1	12- 1	6- 0				
13- 3	0- 2	2- 1	HOME	1- 0	10- 0	5- 0				
3- 7	0- 4	1- 1	AWAY	0- 1	2- 1	1- 0				
1- 1	0- 1	0- 0	NEUTRAL	1- 0	0- 0	0- 0				
11- 2	0- 2	2- 0	NON-CONFERENCE	1- 0	8- 0	6- 0				
8- 0	0- 0	1- 0	HOME	0- 0	7- 0	5- 0				
2- 1	0- 1	1- 0	AWAY	0- 0	1- 0	1- 0				
1- 1	0- 1	0- 0	NEUTRAL	1- 0	0- 0	0- 0				
6- 9	0- 5	1- 2	CONFERENCE	1- 1	4- 1	0- 0				
5- 3	0- 2	1- 1	HOME	1- 0	3- 0	0- 0				
1- 6	0- 3	0- 1	AWAY	0- 1	1- 1	0- 0				
0- 0	0- 0	0- 0	NEUTRAL	0- 0	0- 0	0- 0				

RPI 1-25				RPI 26-50				RPI 51-100				RPI 101+			
RPI	S	Opponent	Score	RPI	S	Opponent	Score	RPI	S	Opponent	Score	RPI	S	Opponent	Score
1	A	Notre Dame	69 85	29	A	Syracuse	77 88	74	N	Penn	69 55	113	H	Middle Tenn.	48 45
1	H	Notre Dame	54 77	34	H	Virginia	56 62	75	A	Virginia Tech	62 68	116	H	North Carolina	79 61
4	H	Louisville	71 74	36	A	Princeton	67 56	95	H	Wake Forest	79 67	154	A	Clemson	60 48
5	N	Baylor	57 80	43	H	Purdue	68 55					154	H	Clemson	66 33
12	A	Duke	59 77	50	H	Miami (FL)	70 51					169	H	UT Arlington	80 52
21	A	NC State	43 56									174	A	Pittsburgh	62 68
25	A	Georgia	53 60									191	H	Boston College	67 43



Average RPI Win: 183

Average RPI Loss: 75

WON-LOST  
RECORDWINNING  
PCT. RANKLAST 10  
GAMESSTRENGTH OF  
SCHEDULEOPP. STRENGTH  
OF SCHEDULETEAM  
RPIADJ.  
RPICONF.  
RPIADJ CONF.  
RPI

DIV. I ONLY	23- 5	20	9- 1	104	134	44	44	14	14
DIV. I NON-CONF.	7- 4	102	0- 0	28	111	56	56	12	12
TOTALS	RPI 1-25	RPI 26-50	W-L RECORDS	RPI 51-100	RPI 101-999	RPI 201+			
23- 5	0- 0	0- 1	OVERALL	2- 3	21- 1	7- 0			
11- 2	0- 0	0- 0	HOME	0- 2	11- 0	3- 0			
11- 1	0- 0	0- 0	AWAY	2- 0	9- 1	4- 0			
1- 2	0- 0	0- 1	NEUTRAL	0- 1	1- 0	0- 0			
7- 4	0- 0	0- 1	NON-CONFERENCE	1- 2	6- 1	1- 0			
4- 1	0- 0	0- 0	HOME	0- 1	4- 0	0- 0			
2- 1	0- 0	0- 0	AWAY	1- 0	1- 1	1- 0			
1- 2	0- 0	0- 1	NEUTRAL	0- 1	1- 0	0- 0			
16- 1	0- 0	0- 0	CONFERENCE	1- 1	15- 0	6- 0			
7- 1	0- 0	0- 0	HOME	0- 1	7- 0	3- 0			
9- 0	0- 0	0- 0	AWAY	1- 0	8- 0	3- 0			
0- 0	0- 0	0- 0	NEUTRAL	0- 0	0- 0	0- 0			

RPI S Opponent	Score	RPI S Opponent	Score	RPI S Opponent	Score	RPI S Opponent	Score
		28 N DePaul	71 88	66 N Belmont	63 71	111 H Western Ill.	80 65
				76 A Saint Mary's (CA)	73 65	123 H Saint Francis (PA)	97 74
				76 H Saint Mary's (CA)	56 72	124 A Colorado St.	49 65
				83 H UNLV	50 52	132 H Portland St.	91 52
				98 A Washington St.	64 56	143 A Loyola Marymount	75 69
						143 H Loyola Marymount	77 67
						144 A San Francisco	81 57
						144 H San Francisco	74 47
						148 A BYU	84 70
						158 H Eastern Wash.	69 45
						159 N Kent St.	77 57
						179 A San Diego	63 44
						179 H San Diego	58 54
						183 A Pacific	99 72
						183 H Pacific	90 66
						234 A Pepperdine	67 48
						234 H Pepperdine	73 51
						245 A Montana	70 55
						283 A Santa Clara	63 51
						283 H Santa Clara	71 44
						317 A Portland	70 56
						317 H Portland	75 36
LAST 12 Division I GAMES:							
179 H San Diego	58 54	179 A San Diego	63 44				
234 A Pepperdine	67 48	144 A San Francisco	81 57				
143 A Loyola Marymount	75 69	317 H Portland	75 36				
76 H Saint Mary's (CA)	56 72	283 H Santa Clara	71 44				
183 H Pacific	90 66	76 A Saint Mary's (CA)	73 65				
148 A BYU	84 70	144 H San Francisco	74 47				

Non-Div I Games:

Gonzaga



Average RPI Win:	293	WON-LOST	WINNING	LAST 10	STRENGTH OF	OPP. STRENGTH	TEAM	ADJ.	CONF.	ADJ CONF.
Average RPI Loss:	175	RECORD	PCT. RANK	GAMES	SCHEDULE	OF SCHEDULE	RPI	RPI	RPI	RPI
DIV. I ONLY	13- 12	162	7- 3	322	315	226	226	32	32	
DIV. I NON-CONF.	3- 8	268	0- 0	290	74	280	280	32	32	
-----										
TOTALS	RPI 1-25	RPI 26-50	W-L RECORDS	RPI 51-100	RPI 101-999	RPI 201+				
13- 12	0- 1	0- 0	OVERALL	0- 1	13- 10	12- 4				
8- 2	0- 1	0- 0	HOME	0- 0	8- 1	7- 1				
5- 9	0- 0	0- 0	AWAY	0- 0	5- 1	5- 1				
0- 1	0- 0	0- 0	NEUTRAL	0- 0	0- 1	0- 0				
3- 8	0- 1	0- 0	NON-CONFERENCE	0- 1	3- 6	3- 1				
2- 1	0- 1	0- 0	HOME	0- 0	2- 0	2- 0				
1- 6	0- 0	0- 0	AWAY	0- 1	1- 5	1- 1				
0- 1	0- 0	0- 0	NEUTRAL	0- 0	0- 1	0- 0				
10- 4	0- 0	0- 0	CONFERENCE	0- 0	10- 4	9- 3				
6- 1	0- 0	0- 0	HOME	0- 0	6- 1	5- 1				
4- 3	0- 0	0- 0	AWAY	0- 0	4- 3	4- 2				
0- 0	0- 0	0- 0	NEUTRAL	0- 0	0- 0	0- 0				

RPI 1-25				RPI 26-50				RPI 51-100				RPI 101+ Team's RPI: 226			
RPI	S	Opponent	Score	RPI	S	Opponent	Score	RPI	S	Opponent	Score	RPI	S	Opponent	Score
7	H	Florida St.	53 96					87	A	Alabama	49 73	116	N	North Carolina	63 79
												122	A	Arkansas	62 79
												167	A	Louisiana Tech	53 64
												188	A	Southern U.	44 63
												188	H	Southern U.	79 71
												199	A	Arkansas St.	56 76
												201	A	Memphis	48 57
												220	A	Xavier	67 72
												241	A	Texas Southern	56 66
												241	H	Texas Southern	63 73
												258	A	Prairie View	75 68
												258	H	Prairie View	81 79
												279	A	McNeese	75 60
												290	H	Southeastern La.	61 52
												295	A	Alcorn	75 68
												295	H	Alcorn	68 51
												306	H	Alabama St.	93 71
												308	A	Jackson St.	70 82
												308	H	Jackson St.	93 89
												318	H	Alabama A&M	78 49
												337	H	La.-Monroe	61 52
												338	A	Ark.-Pine Bluff	66 57
												341	A	Mississippi Val.	64 62
-----															
LAST 12 Division I GAMES:															
308	H	Jackson St.	93 89	338	A	Ark.-Pine Bluff	66 57	308	A	Jackson St.	70 82				
241	A	Texas Southern	56 66	241	H	Texas Southern	63 73	258	H	Prairie View	81 79				
258	A	Prairie View	75 68	295	H	Alcorn	68 51	295	A	Alcorn	75 68				
295	H	Alcorn	68 51	188	H	Southern U.	79 71	188	A	Southern U.	44 63				
188	H	Southern U.	79 71												
341	A	Mississippi Val.	64 62												

Non-Div I Games:

Grambling



## Grand Canyon

Through Games Of Feb. 22, 2018

Average RPI Win:	290	WON-LOST	WINNING	LAST 10	STRENGTH OF	OPP. STRENGTH	TEAM	ADJ.	CONF.	ADJ CONF.
Average RPI Loss:	185	RECORD	PCT. RANK	GAMES	SCHEDULE	OF SCHEDULE	RPI	RPI	RPI	RPI
DIV. I ONLY	12- 12	171	7- 3	327	312	255	255	31	31	
DIV. I NON-CONF.	4- 8	239	0- 0	273	248	267	267	31	31	
-----										
TOTALS	RPI 1-25	RPI 26-50	W-L RECORDS	RPI 51-100	RPI 101-999	RPI 201+				
12- 12	0- 1	0- 0	OVERALL	0- 2	12- 9	12- 5				
7- 5	0- 1	0- 0	HOME	0- 1	7- 3	7- 2				
5- 7	0- 0	0- 0	AWAY	0- 1	5- 6	5- 3				
0- 0	0- 0	0- 0	NEUTRAL	0- 0	0- 0	0- 0				
4- 8	0- 1	0- 0	NON-CONFERENCE	0- 2	4- 5	4- 2				
2- 3	0- 1	0- 0	HOME	0- 1	2- 1	2- 1				
2- 5	0- 0	0- 0	AWAY	0- 1	2- 4	2- 1				
0- 0	0- 0	0- 0	NEUTRAL	0- 0	0- 0	0- 0				
8- 4	0- 0	0- 0	CONFERENCE	0- 0	8- 4	8- 3				
5- 2	0- 0	0- 0	HOME	0- 0	5- 2	5- 1				
3- 2	0- 0	0- 0	AWAY	0- 0	3- 2	3- 2				
0- 0	0- 0	0- 0	NEUTRAL	0- 0	0- 0	0- 0				

RPI 1-25				RPI 26-50				RPI 51-100				RPI 101+				Team's RPI: 255
RPI	S	Opponent	Score	RPI	S	Opponent	Score	RPI	S	Opponent	Score	RPI	S	Opponent	Score	
12	H	Duke	61 74					83	A	UNLV	47 76	114	A	Bethune-Cookman	60 69	
								93	H	Rice	59 69	146	A	Cal Poly	69 75	
												189	A	Washington	65 79	
												201	H	CSU Bakersfield	40 69	
												231	A	New Mexico St.	60 64	
												231	H	New Mexico St.	50 34	
												232	A	Seattle U	64 57	
												232	H	Seattle U	74 63	
												233	A	Fla. Atlantic	77 73	
												277	A	UMKC	82 84	
												277	H	UMKC	59 62	
												283	H	Santa Clara	39 38	
												292	A	Valparaiso	75 80	
												301	A	Northern Ariz.	72 54	
												303	H	Long Beach St.	63 65	
												315	A	UTRGV	65 59	
												315	H	UTRGV	59 58	
												320	H	Southern Utah	59 54	
												326	H	Utah Valley	81 61	
												345	A	Chicago St.	59 43	
												345	H	Chicago St.	64 36	
-----																
LAST 12 Division I GAMES:																
232	A	Seattle U	64 57	326	H	Utah Valley	81 61									
201	H	CSU Bakersfield	40 69	277	H	UMKC	59 62									
231	H	New Mexico St.	50 34	345	H	Chicago St.	64 36									
315	H	UTRGV	59 58	315	A	UTRGV	65 59									
345	A	Chicago St.	59 43	231	A	New Mexico St.	60 64									
277	A	UMKC	82 84	232	H	Seattle U	74 63									

Non-Div I Games: Arizona Christian 75 51 Benedictine Mesa 67 53

Grand Canyon

Loss, 
Non-Conf, 
S Site, 
H Home
A Away
N Neutral



Average RPI Win:	161	WON-LOST	WINNING	LAST 10	STRENGTH OF	OPP. STRENGTH	TEAM	ADJ.	CONF.	ADJ CONF.
Average RPI Loss:	118	RECORD	PCT. RANK	GAMES	SCHEDULE	OF SCHEDULE	RPI	RPI	RPI	RPI
DIV. I ONLY	24- 3	8	9- 1	80	111	16	16	11	11	
DIV. I NON-CONF.	10- 1	15	0- 0	49	31	10	10	15	15	
-----										
TOTALS	RPI 1-25	RPI 26-50	W-L RECORDS	RPI 51-100	RPI 101-999	RPI 201+				
24- 3	0- 1	4- 0	OVERALL	4- 0	16- 2	8- 1				
11- 0	0- 0	2- 0	HOME	2- 0	7- 0	3- 0				
11- 2	0- 0	1- 0	AWAY	2- 0	8- 2	4- 1				
2- 1	0- 1	1- 0	NEUTRAL	0- 0	1- 0	1- 0				
10- 1	0- 1	4- 0	NON-CONFERENCE	0- 0	6- 0	3- 0				
4- 0	0- 0	2- 0	HOME	0- 0	2- 0	1- 0				
4- 0	0- 0	1- 0	AWAY	0- 0	3- 0	1- 0				
2- 1	0- 1	1- 0	NEUTRAL	0- 0	1- 0	1- 0				
14- 2	0- 0	0- 0	CONFERENCE	4- 0	10- 2	5- 1				
7- 0	0- 0	0- 0	HOME	2- 0	5- 0	2- 0				
7- 2	0- 0	0- 0	AWAY	2- 0	5- 2	3- 1				
0- 0	0- 0	0- 0	NEUTRAL	0- 0	0- 0	0- 0				

RPI	S	Opponent	Score	RPI	S	Opponent	Score	RPI	S	Opponent	Score	RPI	S	Opponent	Score
3	N	Mississippi St.	46 67	30	H	Marquette	63 55	78	A	IUPUI	60 34	107	A	Cleveland St.	60 71
				31	A	Dayton	75 64	78	H	IUPUI	52 45	107	H	Cleveland St.	69 43
				32	H	South Dakota St.	55 41	96	A	Milwaukee	65 36	108	A	Wright St.	58 51
				46	N	Arizona St.	61 48	96	H	Milwaukee	52 29	108	H	Wright St.	75 68
												112	H	Chattanooga	60 30
												170	A	Youngstown St.	67 42
												170	H	Youngstown St.	65 56
												187	A	Northwestern	63 57
												190	A	Wisconsin	67 34
												213	N	Columbia	61 43
												218	A	Oakland	81 48
												244	A	Northern Ky.	54 62
												244	H	Northern Ky.	58 41
												273	H	Bradley	72 40
												304	A	Loyola Chicago	76 39
												323	A	Detroit Mercy	85 27
												327	A	Ill. - Chicago	66 37
												327	H	Ill. - Chicago	65 36
LAST 12 Division I GAMES:															
327	A	Ill. - Chicago	66 37	78	H	IUPUI	52 45	327	H	Ill. - Chicago	65 36	218	A	Oakland	81 48
170	A	Youngstown St.	67 42	327	H	Ill. - Chicago	65 36	323	A	Detroit Mercy	85 27	78	A	IUPUI	60 34
107	A	Cleveland St.	60 71	218	A	Oakland	81 48	78	H	Cleveland St.	69 43				
96	A	Milwaukee	65 36												
108	H	Wright St.	75 68												
244	H	Northern Ky.	58 41												

Non-Div I Games:

Green Bay



Average RPI Win:	283	WON-LOST	WINNING	LAST 10	STRENGTH OF	OPP. STRENGTH	TEAM	ADJ.	CONF.	ADJ CONF.
Average RPI Loss:	132	RECORD	PCT. RANK	GAMES	SCHEDULE	OF SCHEDULE	RPI	RPI	RPI	RPI
DIV. I ONLY	14- 13	166	7- 3	299	197	207	207	30	30	
DIV. I NON-CONF.	4- 9	249	1- 0	120	13	186	186	30	30	
-----										
TOTALS	RPI 1-25	RPI 26-50	W-L RECORDS	RPI 51-100	RPI 101-999	RPI 201+				
14- 13	0- 1	0- 3	OVERALL	0- 1	14- 8	13- 3				
7- 3	0- 0	0- 1	HOME	0- 0	7- 2	7- 1				
6- 9	0- 1	0- 2	AWAY	0- 1	6- 5	5- 2				
1- 1	0- 0	0- 0	NEUTRAL	0- 0	1- 1	1- 0				
4- 9	0- 1	0- 3	NON-CONFERENCE	0- 1	4- 4	3- 0				
2- 1	0- 0	0- 1	HOME	0- 0	2- 0	2- 0				
1- 7	0- 1	0- 2	AWAY	0- 1	1- 3	0- 0				
1- 1	0- 0	0- 0	NEUTRAL	0- 0	1- 1	1- 0				
10- 4	0- 0	0- 0	CONFERENCE	0- 0	10- 4	10- 3				
5- 2	0- 0	0- 0	HOME	0- 0	5- 2	5- 1				
5- 2	0- 0	0- 0	AWAY	0- 0	5- 2	5- 2				
0- 0	0- 0	0- 0	NEUTRAL	0- 0	0- 0	0- 0				

RPI 1-25				RPI 26-50				RPI 51-100				RPI 101+ Team's RPI: 207			
RPI	S	Opponent	Score	RPI	S	Opponent	Score	RPI	S	Opponent	Score	RPI	S	Opponent	Score
8	A	Oregon	45 87	34	A	Virginia	62 66	71	A	TCU	68 90	112	A	Chattanooga	52 64
				41	H	Quinnipiac	58 64					114	H	Bethune-Cookman	56 61
				49	A	Elon	59 82					116	A	North Carolina	70 66
												149	N	Brown	66 73
												157	A	Samford	61 66
												192	A	Temple	56 65
												206	A	N.C. A&T	63 51
												211	H	Norfolk St.	48 63
												213	H	Columbia	60 58
												246	N	San Jose St.	81 73
												263	A	Howard	63 68
												274	A	UMES	70 65
												281	H	Old Dominion	50 42
												311	A	Coppin St.	83 48
												311	H	Coppin St.	67 35
												319	A	South Carolina St.	70 78
												319	H	South Carolina St.	60 42
												330	A	N.C. Central	62 53
												332	H	Delaware St.	66 62
												342	H	Florida A&M	66 65
												343	A	Savannah St.	81 53
												343	H	Savannah St.	88 41
-----															
LAST 12 Division I GAMES:															
343	H	Savannah St.	88 41	311	H	Coppin St.	67 35	114	H	Bethune-Cookman	56 61				
319	H	South Carolina St.	60 42	41	H	Quinnipiac	58 64	342	H	Florida A&M	66 65				
311	A	Coppin St.	83 48	49	A	Elon	59 82	319	A	South Carolina St.	70 78				
211	H	Norfolk St.	48 63					343	A	Savannah St.	81 53				
206	A	N.C. A&T	63 51					281	H	Old Dominion	50 42				
330	A	N.C. Central	62 53												

Non-Div I Games:

Hampton



Average RPI Win:	255	WON-LOST	WINNING	LAST 10	STRENGTH OF	OPP. STRENGTH	TEAM	ADJ.	CONF.	ADJ CONF.
Average RPI Loss:	117	RECORD	PCT. RANK	GAMES	SCHEDULE	OF SCHEDULE	RPI	RPI	RPI	RPI
DIV. I ONLY	16- 12	132	4- 6	186	247	155	155	20	20	
DIV. I NON-CONF.	8- 5	111	0- 0	155	241	126	126	24	24	
-----										
TOTALS	RPI 1-25	RPI 26-50	W-L RECORDS	RPI 51-100	RPI 101-999	RPI 201+				
16- 12	0- 1	0- 1	OVERALL	1- 4	15- 6	11- 1				
9- 4	0- 1	0- 0	HOME	1- 1	8- 2	6- 0				
4- 8	0- 0	0- 0	AWAY	0- 0	4- 1	3- 1				
3- 0	0- 0	0- 0	NEUTRAL	0- 0	3- 0	2- 0				
8- 5	0- 1	0- 1	NON-CONFERENCE	0- 1	8- 2	6- 0				
4- 2	0- 1	0- 0	HOME	0- 0	4- 1	3- 0				
1- 3	0- 0	0- 1	AWAY	0- 1	1- 1	1- 0				
3- 0	0- 0	0- 0	NEUTRAL	0- 0	3- 0	2- 0				
8- 7	0- 0	0- 0	CONFERENCE	1- 3	7- 4	5- 1				
5- 2	0- 0	0- 0	HOME	1- 1	4- 1	3- 0				
3- 5	0- 0	0- 0	AWAY	0- 2	3- 3	2- 1				
0- 0	0- 0	0- 0	NEUTRAL	0- 0	0- 0	0- 0				

RPI 1-25				RPI 26-50				RPI 51-100				RPI 101+				Team's RPI: 155
RPI	S	Opponent	Score	RPI	S	Opponent	Score	RPI	S	Opponent	Score	RPI	S	Opponent	Score	
23	H	Villanova	53 71	29	A	Syracuse	63 75	60	A	Fordham	44 69	116	A	North Carolina	70 90	
								79	A	Albany (NY)	53 66	119	N	Yale	78 70	
								79	H	Albany (NY)	70 55	128	H	Delaware	63 72	
								81	A	Maine	56 59	150	A	Binghamton	59 64	
								81	H	Maine	44 59	184	A	New Hampshire	58 76	
												184	H	New Hampshire	85 49	
												186	A	Stony Brook	75 68	
												186	H	Stony Brook	58 66	
												196	H	Siena	71 62	
												236	H	Hofstra	60 49	
												248	H	Niagara	83 65	
												286	A	Bryant	59 47	
												289	A	Vermont	47 53	
												289	H	Vermont	91 52	
												296	H	Central Conn. St.	68 52	
												313	N	Charleston So.	62 43	
												318	N	Alabama A&M	56 47	
												321	A	UMBC	61 54	
												321	H	UMBC	65 54	
												344	A	UMass Lowell	81 42	
												344	H	UMass Lowell	78 56	
-----																
LAST 12 Division I GAMES:																
				321	A	UMBC	61 54	184	H	New Hampshire	85 49					
				289	H	Vermont	91 52	344	H	UMass Lowell	78 56					
				184	A	New Hampshire	58 76	289	A	Vermont	47 53					
				79	A	Albany (NY)	53 66	81	H	Maine	44 59					
				81	A	Maine	56 59	321	H	UMBC	65 54					
				186	H	Stony Brook	58 66	150	A	Binghamton	59 64					

Non-Div I Games:

Hartford



Average RPI Win: 189

Average RPI Loss: 79

WON-LOST  
RECORDWINNING  
PCT. RANKLAST 10  
GAMESSTRENGTH OF  
SCHEDULEOPP. STRENGTH  
OF SCHEDULETEAM  
RPIADJ.  
RPICONF.  
RPIADJ CONF.  
RPIDIV. I ONLY  
DIV. I NON-CONF.14- 9  
8- 5113  
1117- 3  
2- 073  
107108  
11973  
8073  
809  
99  
9

TOTALS

RPI 1-25

RPI 26-50

W-L RECORDS

RPI 51-100

RPI 101-999

RPI 201+

14- 9

0- 0

0- 3

OVERALL

1- 4

13- 2

7- 0

10- 0

0- 0

0- 0

HOME

1- 0

9- 0

5- 0

2- 8

0- 0

0- 2

AWAY

0- 4

2- 2

0- 0

2- 1

0- 0

0- 1

NEUTRAL

0- 0

2- 0

2- 0

8- 5

0- 0

0- 2

NON-CONFERENCE

0- 2

8- 1

5- 0

5- 0

0- 0

0- 0

HOME

0- 0

5- 0

3- 0

1- 4

0- 0

0- 1

AWAY

0- 2

1- 1

0- 0

2- 1

0- 0

0- 1

NEUTRAL

0- 0

2- 0

2- 0

6- 4

0- 0

0- 1

CONFERENCE

1- 2

5- 1

2- 0

5- 0

0- 0

0- 0

HOME

1- 0

4- 0

2- 0

1- 4

0- 0

0- 1

AWAY

0- 2

1- 1

0- 0

0- 0

0- 0

0- 0

NEUTRAL

0- 0

0- 0

0- 0

RPI 1-25

RPI 26-50

RPI 51-100 Team's RPI: 73

RPI 101+

RPI S Opponent Score

RPI S Opponent Score

RPI S Opponent Score

RPI S Opponent Score

31 N Dayton 66 72

34 A Virginia 48 50

36 A Princeton 47 80

55 A FGCU 56 65

74 A Penn 49 69

81 A Maine 51 76

90 A Dartmouth 56 63

90 H Dartmouth 76 65

119 A Yale 63 69

119 H Yale 97 73

139 A Northeastern 79 69

149 A Brown 86 74

149 H Brown 87 85

186 H Stony Brook 60 53

192 A Temple 64 86

196 H Siena 75 67

204 H Boston U. 80 70

206 N N. C. A&T 64 60

213 H Col umbi a 85 67

215 N Akron 76 63

242 H La Salle 70 61

267 H Cornell 80 58

269 H Sacred Heart 70 62

LAST 12 Division I GAMES:

119 A Yale 63 69

149 A Brown 86 74

74 A Penn 49 69

36 A Princeton 47 80

267 H Cornell 80 58

213 H Col umbi a 85 67

149 H Brown 87 85

119 H Yale 97 73

90 H Dartmouth 76 65

242 H La Salle 70 61

90 A Dartmouth 56 63

186 H Stony Brook 60 53

H  
a  
r  
v  
a  
r  
dH  
a  
r  
v  
a  
r  
d

Non-Div I Games:

Harvard



Average RPI Win:	246	WON-LOST	WINNING	LAST 10	STRENGTH OF	OPP. STRENGTH	TEAM	ADJ.	CONF.	ADJ CONF.
Average RPI Loss:	147	RECORD	PCT. RANK	GAMES	SCHEDULE	OF SCHEDULE	RPI	RPI	RPI	RPI
DIV. I ONLY	10- 15	227	4- 6	172	207	235	235	21	21	
DIV. I NON-CONF.	6- 6	170	0- 0	132	139	176	176	20	20	
-----										
TOTALS	RPI 1-25	RPI 26-50	W-L RECORDS	RPI 51-100	RPI 101-999	RPI 201+				
10- 15	0- 2	0- 2	OVERALL	0- 2	10- 9	8- 4				
7- 6	0- 0	0- 2	HOME	0- 1	7- 3	5- 1				
3- 7	0- 0	0- 0	AWAY	0- 1	3- 6	3- 3				
0- 2	0- 2	0- 0	NEUTRAL	0- 0	0- 0	0- 0				
6- 6	0- 2	0- 2	NON-CONFERENCE	0- 0	6- 2	4- 1				
4- 3	0- 0	0- 2	HOME	0- 0	4- 1	2- 0				
2- 1	0- 0	0- 0	AWAY	0- 0	2- 1	2- 1				
0- 2	0- 2	0- 0	NEUTRAL	0- 0	0- 0	0- 0				
4- 9	0- 0	0- 0	CONFERENCE	0- 2	4- 7	4- 3				
3- 3	0- 0	0- 0	HOME	0- 1	3- 2	3- 1				
1- 6	0- 0	0- 0	AWAY	0- 1	1- 5	1- 2				
0- 0	0- 0	0- 0	NEUTRAL	0- 0	0- 0	0- 0				

H  
a  
w  
a  
i  
iH  
a  
w  
a  
i  
i

RPI 1-25				RPI 26-50				RPI 51-100				RPI 101+ Team's RPI: 235			
RPI	S	Opponent	Score	RPI	S	Opponent	Score	RPI	S	Opponent	Score	RPI	S	Opponent	Score
8	N	Oregon	44 85	43	H	Purdue	67 79	66	A	UC Davis	52 76	129	H	Idaho St.	62 64
20	N	Texas A&M	59 103	48	H	Southern California	60 71	66	H	UC Davis	56 68	146	A	Cal Poly	50 52
												160	H	Marist	70 63
												179	H	San Diego	64 63
												195	A	UC Irvine	66 70
												195	H	UC Irvine	67 74
												197	A	UC Santa Barbara	61 71
												216	A	CSUN	56 54
												216	H	CSUN	58 70
												228	H	Montana St.	81 75
												232	A	Seattle U	73 58
												239	A	UC Riverside	57 79
												239	H	UC Riverside	63 57
												280	A	Arizona	65 60
												301	H	Northern Ariz.	84 68
												303	H	Long Beach St.	74 66
												317	A	Portland	47 76
												324	A	Cal St. Fullerton	57 69
												324	H	Cal St. Fullerton	59 54
LAST 12 Division I GAMES:															
216	A	CSUN	56 54	216	H	CSUN	58 70	195	A	UC Irvine	66 70				
66	H	UC Davis	56 68	239	A	UC Riverside	57 79	303	H	Long Beach St.	74 66				
324	H	Cal St. Fullerton	59 54	195	H	UC Irvine	67 74	66	A	UC Davis	52 76				
197	A	UC Santa Barbara	61 71												
146	A	Cal Poly	50 52												
239	H	UC Riverside	63 57												

Non-Di v I Games: Hawai i Paci fi c 67 57

Hawai i



Average RPI Win:	278	WON-LOST	WINNING	LAST 10	STRENGTH OF	OPP. STRENGTH	TEAM	ADJ.	CONF.	ADJ CONF.
Average RPI Loss:	140	RECORD	PCT. RANK	GAMES	SCHEDULE	OF SCHEDULE	RPI	RPI	RPI	RPI
DIV. I ONLY	14- 10	128	5- 5	288	271	193	193	27	27	
DIV. I NON-CONF.	4- 5	202	0- 0	115	86	131	131	28	28	
-----										
TOTALS	RPI 1-25	RPI 26-50	W-L RECORDS	RPI 51-100	RPI 101-999	RPI 201+				
14- 10	0- 1	0- 0	OVERALL	0- 4	14- 5	13- 3				
6- 5	0- 0	0- 0	HOME	0- 2	6- 3	6- 2				
8- 5	0- 0	0- 0	AWAY	0- 1	8- 2	7- 1				
0- 0	0- 0	0- 0	NEUTRAL	0- 0	0- 0	0- 0				
4- 5	0- 1	0- 0	NON-CONFERENCE	0- 3	4- 1	3- 0				
1- 2	0- 0	0- 0	HOME	0- 1	1- 1	1- 0				
3- 3	0- 1	0- 0	AWAY	0- 2	3- 0	2- 0				
0- 0	0- 0	0- 0	NEUTRAL	0- 0	0- 0	0- 0				
10- 5	0- 0	0- 0	CONFERENCE	0- 1	10- 4	10- 3				
5- 3	0- 0	0- 0	HOME	0- 1	5- 2	5- 2				
5- 2	0- 0	0- 0	AWAY	0- 0	5- 2	5- 1				
0- 0	0- 0	0- 0	NEUTRAL	0- 0	0- 0	0- 0				

RPI 1-25				RPI 26-50				RPI 51-100				RPI 101+ Team's RPI: 193			
RPI	S	Opponent	Score	RPI	S	Opponent	Score	RPI	S	Opponent	Score	RPI	S	Opponent	Score
12	A	Duke	50 77					75	A	Virginia Tech	63 86	153	A	Radford	47 50
								77	H	UAB	61 77	171	H	Davi dson	74 82
								86	A	Ohio	61 64	181	A	Stetson	69 64
								89	H	Li berty	42 65	211	A	Norfolk St.	59 56
												217	A	UNC Asheville	58 45
												217	H	UNC Asheville	59 78
												223	A	UNCG	81 72
												229	H	Gardner-Webb	83 80
												256	A	Presbyteri an	55 62
												256	H	Presbyteri an	81 55
												262	A	Campbel l	62 53
												262	H	Campbel l	44 51
												309	H	Western Caro.	75 69
												313	A	Charleston So.	75 74
												313	H	Charleston So.	52 49
												340	A	Wi nthrop	79 58
												340	H	Wi nthrop	77 40
												346	A	Longwood	75 39
												346	H	Longwood	62 41
-----															
LAST 12 Division I GAMES:															
313	H	Charleston So.	52 49	89	H	Li berty	42 65	313	A	Charleston So.	75 74				
256	A	Presbyteri an	55 62	153	A	Radford	47 50	346	H	Longwood	62 41				
340	H	Wi nthrop	77 40	262	A	Campbel l	62 53	340	A	Wi nthrop	79 58				
217	H	UNC Asheville	59 78												
346	A	Longwood	75 39												
262	H	Campbel l	44 51												

Non-Div I Games: N. C. Wesleyan 111 54 Barton 82 69

High Point



H  
o  
f  
s  
t  
r  
a

Hofstra				Through Games Of Feb. 22, 2018						
Average RPI Win:	245	WON-LOST	WINNING	LAST 10	STRENGTH OF	OPP. STRENGTH	TEAM	ADJ.	CONF.	ADJ CONF.
Average RPI Loss:	138	RECORD	PCT. RANK	GAMES	SCHEDULE	OF SCHEDULE	RPI	RPI	RPI	RPI
DIV. I ONLY	11- 15	220	3- 7	245	166	236	236	10	10	
DIV. I NON-CONF.	6- 5	153	0- 0	328	194	241	241	11	11	
-----										
TOTALS	RPI 1-25	RPI 26-50	W-L RECORDS	RPI 51-100	RPI 101-999	RPI 201+				
11- 15	0- 0	0- 1	OVERALL	1- 5	10- 9	9- 3				
6- 7	0- 0	0- 1	HOME	0- 2	6- 4	5- 1				
4- 8	0- 0	0- 0	AWAY	0- 3	4- 5	4- 2				
1- 0	0- 0	0- 0	NEUTRAL	1- 0	0- 0	0- 0				
6- 5	0- 0	0- 0	NON-CONFERENCE	1- 1	5- 4	5- 1				
3- 2	0- 0	0- 0	HOME	0- 0	3- 2	3- 0				
2- 3	0- 0	0- 0	AWAY	0- 1	2- 2	2- 1				
1- 0	0- 0	0- 0	NEUTRAL	1- 0	0- 0	0- 0				
5- 10	0- 0	0- 1	CONFERENCE	0- 4	5- 5	4- 2				
3- 5	0- 0	0- 1	HOME	0- 2	3- 2	2- 1				
2- 5	0- 0	0- 0	AWAY	0- 2	2- 3	2- 1				
0- 0	0- 0	0- 0	NEUTRAL	0- 0	0- 0	0- 0				

H  
o  
f  
s  
t  
r  
a

RPI 1-25				RPI 26-50				RPI 51-100				RPI 101+ Team's RPI: 236			
RPI	S	Opponent	Score	RPI	S	Opponent	Score	RPI	S	Opponent	Score	RPI	S	Opponent	Score
				49	H	Elon	65 72	53	A	Drexel	38 47	128	A	Delaware	41 61
								53	H	Drexel	47 58	128	H	Delaware	51 58
								72	A	James Madison	56 73	151	A	William & Mary	53 63
								72	H	James Madison	42 55	151	H	William & Mary	65 54
								83	A	UNLV	52 68	155	A	Hartford	49 60
								95	N	Wake Forest	69 66	186	H	Stony Brook	49 73
												196	H	Siena	60 70
												213	A	Col umbi a	53 75
												237	H	Holy Cross	69 63
												250	H	St. Bonaventure	71 68
												254	A	Col. of Charleston	75 60
												254	H	Col. of Charleston	65 60
												261	A	UNCW	69 61
												261	H	UNCW	55 59
												269	A	Sacred Heart	86 81
												271	A	Towson	72 73
												271	H	Towson	83 72
												321	H	UMBC	71 55
												336	A	Iona	68 43
-----															
LAST 12 Division I GAMES:															
				271	H	Towson	83 72	72	A	James Madison	56 73				
				49	H	Elon	65 72	53	H	Drexel	47 58				
				128	A	Delaware	41 61	151	H	William & Mary	65 54				
				271	A	Towson	72 73	254	H	Col. of Charleston	65 60				
				261	H	UNCW	55 59	128	H	Delaware	51 58				
				151	A	William & Mary	53 63	261	A	UNCW	69 61				

Non-Div I Games:

Hofstra



RPI



Average RPI Win:	166	WON-LOST	WINNING	LAST 10	STRENGTH OF	OPP. STRENGTH	TEAM	ADJ.	CONF.	ADJ CONF.
Average RPI Loss:	94	RECORD	PCT. RANK	GAMES	SCHEDULE	OF SCHEDULE	RPI	RPI	RPI	RPI
DIV. I ONLY	20- 8	62	6- 4	113	83	56	56	8	8	
DIV. I NON-CONF.	11- 3	45	0- 0	112	92	36	36	7	7	
-----										
TOTALS	RPI 1-25	RPI 26-50	W-L RECORDS	RPI 51-100	RPI 101-999	RPI 201+				
20- 8	0- 3	0- 1	OVERALL	2- 0	18- 4	6- 0				
10- 2	0- 1	0- 0	HOME	0- 0	10- 1	4- 0				
7- 6	0- 2	0- 1	AWAY	0- 0	7- 3	2- 0				
3- 0	0- 0	0- 0	NEUTRAL	2- 0	1- 0	0- 0				
11- 3	0- 1	0- 1	NON-CONFERENCE	2- 0	9- 1	4- 0				
5- 0	0- 0	0- 0	HOME	0- 0	5- 0	3- 0				
3- 3	0- 1	0- 1	AWAY	0- 0	3- 1	1- 0				
3- 0	0- 0	0- 0	NEUTRAL	2- 0	1- 0	0- 0				
9- 5	0- 2	0- 0	CONFERENCE	0- 0	9- 3	2- 0				
5- 2	0- 1	0- 0	HOME	0- 0	5- 1	1- 0				
4- 3	0- 1	0- 0	AWAY	0- 0	4- 2	1- 0				
0- 0	0- 0	0- 0	NEUTRAL	0- 0	0- 0	0- 0				

RPI	S	Opponent	Score	RPI	S	Opponent	Score	RPI	S	Opponent	Score	RPI	S	Opponent	Score
2	H	UConn	35 95	33	A	Rutgers	57 75	89	N	Liberty	75 68	102	H	George Mason	82 73
19	A	South Fla.	65 81					96	N	Milwaukee	74 59	117	A	Tulane	98 92
20	A	Texas A&M	65 83									117	H	Tulane	72 48
												120	H	ETSU	88 69
												126	H	Cincinnati	82 88
												136	A	Texas St.	72 67
												137	A	Wichita St.	73 62
												137	H	Wichita St.	73 55
												139	N	Northeastern	72 64
												169	A	UT Arlington	62 58
												177	A	Tulsa	77 83
												185	A	East Carolina	78 80
												185	H	East Carolina	97 81
												191	A	Boston College	74 79
												192	A	Temple	99 75
												201	H	Memphis	66 55
												205	A	SMU	85 75
												205	H	SMU	60 56
												213	H	Columbia	77 53
												227	A	New Orleans	78 66
												230	H	Texas Tech	79 75
												302	H	Incarinate Word	98 67
LAST 12 Division I GAMES:															
19	A	South Fla.	65 81	205	H	SMU	60 56	185	A	East Carolina	78 80	192	A	Temple	99 75
185	H	East Carolina	97 81	185	A	East Carolina	78 80	2	H	UConn	35 95	126	H	Cincinnati	82 88
177	A	Tulsa	77 83	192	A	Temple	99 75	117	A	Tulane	98 92				
201	H	Memphis	66 55												
137	A	Wichita St.	73 62												
117	H	Tulane	72 48												



Average RPI Win: 328

WON-LOST

WINNING

LAST 10

STRENGTH OF

OPP. STRENGTH

TEAM

ADJ.

CONF.

ADJ CONF.

Average RPI Loss: 185

RECORD

PCT. RANK

GAMES

SCHEDULE

OF SCHEDULE

RPI

RPI

RPI

RPI

DIV. I ONLY  
DIV. I NON-CONF.

4- 17

320

3- 7

275

327

322

322

26

26

0- 6

337

0- 0

95

297

318

318

26

26

TOTALS

RPI 1-25

RPI 26-50

W-L RECORDS

RPI 51-100

RPI 101-999

RPI 201+

4- 17

0- 1

0- 0

OVERALL

0- 1

4- 15

4- 8

2- 5

0- 0

0- 0

HOME

0- 0

2- 5

2- 3

2- 12

0- 1

0- 0

AWAY

0- 1

2- 10

2- 5

0- 0

0- 0

0- 0

NEUTRAL

0- 0

0- 0

0- 0

0- 6

0- 1

0- 0

NON-CONFERENCE

0- 1

0- 4

0- 1

0- 0

0- 0

0- 0

HOME

0- 0

0- 0

0- 0

0- 6

0- 1

0- 0

AWAY

0- 1

0- 4

0- 1

0- 0

0- 0

0- 0

NEUTRAL

0- 0

0- 0

0- 0

4- 11

0- 0

0- 0

CONFERENCE

0- 0

4- 11

4- 7

2- 5

0- 0

0- 0

HOME

0- 0

2- 5

2- 3

2- 6

0- 0

0- 0

AWAY

0- 0

2- 6

2- 4

0- 0

0- 0

0- 0

NEUTRAL

0- 0

0- 0

0- 0

RPI 1-25

RPI 26-50

RPI 51-100

RPI 101+

Team's RPI: 322

RPI	S	Opponent	Score
19	A	South Fla.	43 90

RPI	S	Opponent	Score
93	A	Rice	45 67

RPI	S	Opponent	Score
109	H	SFA	54 76
115	A	Lamar University	55 90
115	H	Lamar University	51 79
125	A	Central Ark.	56 64
166	A	UTEP	62 69
167	A	Louisiana Tech	62 85
180	A	Oral Roberts	56 78
224	A	A&M-Corpus Christi	49 50
225	A	Abilene Christian	68 80
227	A	New Orleans	52 70
238	A	Nicholls St.	45 63
238	H	Nicholls St.	61 73
279	H	McNeese	74 86
290	H	Southeastern La.	61 76
302	A	Incarinate Word	58 56
331	H	Northwestern St.	57 51
337	A	La.-Monroe	73 77
339	A	Sam Houston St.	69 61
339	H	Sam Houston St.	65 62

RPI	S	Opponent	Score
109	H	SFA	54 76
115	A	Lamar University	55 90
115	H	Lamar University	51 79
125	A	Central Ark.	56 64
166	A	UTEP	62 69
167	A	Louisiana Tech	62 85
180	A	Oral Roberts	56 78
224	A	A&M-Corpus Christi	49 50
225	A	Abilene Christian	68 80
227	A	New Orleans	52 70
238	A	Nicholls St.	45 63
238	H	Nicholls St.	61 73
279	H	McNeese	74 86
290	H	Southeastern La.	61 76
302	A	Incarinate Word	58 56
331	H	Northwestern St.	57 51
337	A	La.-Monroe	73 77
339	A	Sam Houston St.	69 61
339	H	Sam Houston St.	65 62

LAST 12 Division I GAMES:

115	A	Lamar University	55 90	224	A	A&M-Corpus Christi	49 50
339	H	Sam Houston St.	65 62	302	A	Incarinate Word	58 56
331	H	Northwestern St.	57 51	279	H	McNeese	74 86
238	A	Nicholls St.	45 63	290	H	Southeastern La.	61 76
125	A	Central Ark.	56 64	339	A	Sam Houston St.	69 61
109	H	SFA	54 76	225	A	Abilene Christian	68 80

Non-Div I Games:

LeTourneau

88 43

Paul Quinn

74 54

Huston-Tillotson

76 72

Jarvis Christian

78 30

Houston Baptist



Average RPI Win:	290	WON-LOST	WINNING	LAST 10	STRENGTH OF	OPP. STRENGTH	TEAM	ADJ.	CONF.	ADJ CONF.
Average RPI Loss:	180	RECORD	PCT. RANK	GAMES	SCHEDULE	OF SCHEDULE	RPI	RPI	RPI	RPI
DIV. I ONLY	10- 16	235	5- 5	237	341	263	263	30	30	
DIV. I NON-CONF.	4- 9	249	0- 0	79	305	234	234	30	30	
-----										
TOTALS	RPI 1-25	RPI 26-50	W-L RECORDS	RPI 51-100	RPI 101-999	RPI 201+				
10- 16	0- 2	0- 0	OVERALL	0- 1	10- 13	10- 7				
7- 5	0- 0	0- 0	HOME	0- 0	7- 5	7- 2				
3- 11	0- 0	0- 0	AWAY	0- 0	3- 1	3- 1				
0- 0	0- 0	0- 0	NEUTRAL	0- 0	0- 0	0- 0				
4- 9	0- 2	0- 0	NON-CONFERENCE	0- 1	4- 6	4- 1				
4- 2	0- 0	0- 0	HOME	0- 0	4- 2	4- 0				
0- 7	0- 2	0- 0	AWAY	0- 1	0- 4	0- 1				
0- 0	0- 0	0- 0	NEUTRAL	0- 0	0- 0	0- 0				
6- 7	0- 0	0- 0	CONFERENCE	0- 0	6- 7	6- 6				
3- 3	0- 0	0- 0	HOME	0- 0	3- 3	3- 2				
3- 4	0- 0	0- 0	AWAY	0- 0	3- 4	3- 4				
0- 0	0- 0	0- 0	NEUTRAL	0- 0	0- 0	0- 0				

RPI 1-25				RPI 26-50				RPI 51-100				RPI 101+ Team's RPI: 263			
RPI	S	Opponent	Score	RPI	S	Opponent	Score	RPI	S	Opponent	Score	RPI	S	Opponent	Score
22	A	Maryland	49 111					59	A	Mercer	44 70	114	H	Bethune-Cookman	55 59
25	A	Georgia	47 87									121	A	Georgetown	41 93
												126	A	Cincinnati	53 87
												149	H	Brown	81 85
												151	H	William & Mary	71 83
												196	A	Siena	61 72
												206	A	N. C. A&T	53 91
												206	H	N. C. A&T	68 76
												207	H	Hampton	68 63
												259	A	Morgan St.	68 61
												262	H	Campbell	63 61
												266	H	St. Francis Brooklyn	72 69
												268	H	Fairleigh Dickinson	68 65
												274	A	UMES	52 58
												274	H	UMES	79 83
												289	A	Vermont	65 88
												307	H	FIU	69 62
												319	A	South Carolina St.	68 58
												330	A	N. C. Central	77 78
												330	H	N. C. Central	69 54
												342	A	Florida A&M	59 74
												342	H	Florida A&M	76 65
												343	A	Savannah St.	87 59
-----															
LAST 12 Division I GAMES:															
330	A	N. C. Central	77 78	206	H	N. C. A&T	68 76	330	H	N. C. Central	69 54				
206	A	N. C. A&T	53 91	343	A	Savannah St.	87 59	319	A	South Carolina St.	68 58				
274	H	UMES	79 83	207	H	Hampton	68 63	114	H	Bethune-Cookman	55 59				
259	A	Morgan St.	68 61												
342	H	Florida A&M	76 65												
274	A	UMES	52 58												

Howard

Howard

Non-Div I Games:

Howard



Average RPI Win:	209	WON-LOST	WINNING	LAST 10	STRENGTH OF	OPP. STRENGTH	TEAM	ADJ.	CONF.	ADJ CONF.
Average RPI Loss:	66	RECORD	PCT. RANK	GAMES	SCHEDULE	OF SCHEDULE	RPI	RPI	RPI	RPI
DIV. I ONLY	19- 7	52	7- 3	159	120	78	78	11	11	
DIV. I NON-CONF.	7- 3	74	0- 0	200	53	69	69	15	15	
-----										
TOTALS	RPI 1-25	RPI 26-50	W-L RECORDS	RPI 51-100	RPI 101-999	RPI 201+				
19- 7	0- 2	0- 1	OVERALL	3- 3	16- 1	10- 0				
5- 4	0- 1	0- 0	HOME	0- 2	5- 1	4- 0				
13- 3	0- 1	0- 1	AWAY	2- 1	11- 0	6- 0				
1- 0	0- 0	0- 0	NEUTRAL	1- 0	0- 0	0- 0				
7- 3	0- 0	0- 1	NON-CONFERENCE	2- 2	5- 0	3- 0				
1- 1	0- 0	0- 0	HOME	0- 1	1- 0	1- 0				
5- 2	0- 0	0- 1	AWAY	1- 1	4- 0	2- 0				
1- 0	0- 0	0- 0	NEUTRAL	1- 0	0- 0	0- 0				
12- 4	0- 2	0- 0	CONFERENCE	1- 1	11- 1	7- 0				
4- 3	0- 1	0- 0	HOME	0- 1	4- 1	3- 0				
8- 1	0- 1	0- 0	AWAY	1- 0	7- 0	4- 0				
0- 0	0- 0	0- 0	NEUTRAL	0- 0	0- 0	0- 0				

RPI 1-25				RPI 26-50				RPI 51-100				RPI 101+			
RPI	S	Opponent	Score	RPI	S	Opponent	Score	RPI	S	Opponent	Score	RPI	S	Opponent	Score
16	A	Green Bay	45 52	28	A	DePaul	71 85	52	A	UCF	59 63	107	A	Cleveland St.	77 64
16	H	Green Bay	34 60					65	N	Wyoming	65 59	107	H	Cleveland St.	94 56
								85	H	Miami (OH)	83 96	108	A	Wright St.	64 61
								86	A	Ohio	76 52	147	A	UNI	54 48
								96	A	Milwaukee	70 68	170	A	Youngstown St.	65 43
								96	H	Milwaukee	60 67	170	H	Youngstown St.	67 70
												201	A	Memphis	80 57
												218	A	Oakland	73 55
												218	H	Oakland	80 64
												244	A	Northern Ky.	71 35
												264	H	Indiana St.	86 57
												312	A	Tennessee Tech	68 54
												323	A	Detroit Mercy	91 59
												323	H	Detroit Mercy	90 62
												325	A	Ga. Southern	72 52
												327	A	Ill.-Chicago	82 46
												327	H	Ill.-Chicago	68 43
-----															
LAST 12 Division I GAMES:															
96	H	Milwaukee	60 67	16	A	Green Bay	45 52	96	A	Milwaukee	70 68	108	A	Wright St.	64 61
323	A	Detroit Mercy	91 59	96	A	Milwaukee	70 68	244	A	Northern Ky.	71 35	16	H	Green Bay	34 60
218	A	Oakland	73 55	108	A	Wright St.	64 61	218	H	Oakland	80 64				
107	H	Cleveland St.	94 56												
170	H	Youngstown St.	67 70												
327	H	Ill.-Chicago	68 43												

Non-Div I Games: Georgetown (KY) 85 52

IUPUI



Average RPI Win:	203	WON-LOST	WINNING	LAST 10	STRENGTH OF	OPP. STRENGTH	TEAM	ADJ.	CONF.	ADJ CONF.
Average RPI Loss:	131	RECORD	PCT. RANK	GAMES	SCHEDULE	OF SCHEDULE	RPI	RPI	RPI	RPI
DIV. I ONLY	14- 11	140	9- 1	161	127	135	135	19	19	
DIV. I NON-CONF.	3- 7	254	0- 0	91	115	202	202	13	13	
-----										
TOTALS	RPI 1-25	RPI 26-50	W-L RECORDS	RPI 51-100	RPI 101-999	RPI 201+				
14- 11	0- 1	1- 2	OVERALL	0- 2	13- 6	7- 3				
7- 5	0- 0	0- 1	HOME	0- 1	7- 3	4- 1				
7- 5	0- 0	1- 0	AWAY	0- 0	6- 0	3- 0				
0- 1	0- 0	0- 0	NEUTRAL	0- 1	0- 0	0- 0				
3- 7	0- 1	0- 1	NON-CONFERENCE	0- 2	3- 3	2- 2				
1- 3	0- 0	0- 0	HOME	0- 1	1- 2	1- 1				
2- 3	0- 1	0- 1	AWAY	0- 0	2- 1	1- 1				
0- 1	0- 0	0- 0	NEUTRAL	0- 1	0- 0	0- 0				
11- 4	0- 0	1- 1	CONFERENCE	0- 0	10- 3	5- 1				
6- 2	0- 0	0- 1	HOME	0- 0	6- 1	3- 0				
5- 2	0- 0	1- 0	AWAY	0- 0	4- 2	2- 1				
0- 0	0- 0	0- 0	NEUTRAL	0- 0	0- 0	0- 0				

RPI 1-25				RPI 26-50				RPI 51-100				RPI 101+				Team's RPI: 135
RPI	S	Opponent	Score	RPI	S	Opponent	Score	RPI	S	Opponent	Score	RPI	S	Opponent	Score	
6	A	Ohio St.	56 99	35	A	Northern Colo.	79 71	65	H	Wyoming	64 70	124	A	Colorado St.	83 69	
				35	H	Northern Colo.	72 78	71	N	TCU	76 86	129	H	Idaho St.	52 62	
				46	A	Arizona St.	33 77					132	A	Portland St.	101 90	
												132	H	Portland St.	61 60	
												158	A	Eastern Wash.	64 71	
												158	H	Eastern Wash.	85 71	
												172	A	North Dakota	78 64	
												172	H	North Dakota	80 75	
												189	H	Washington	69 81	
												216	A	CSUN	80 75	
												225	A	Abilene Christian	72 82	
												228	A	Montana St.	95 77	
												232	H	Seattle U	60 68	
												245	A	Montana	67 56	
												288	A	Sacramento St.	64 79	
												288	H	Sacramento St.	101 66	
												301	H	Northern Ariz.	83 68	
												320	H	Southern Utah	74 51	
												324	H	Cal St. Fullerton	80 60	
-----																
LAST 12 Division I GAMES:																
129	H	Idaho St.	52 62	172	A	North Dakota	78 64									
245	A	Montana	67 56	35	A	Northern Colo.	79 71									
228	A	Montana St.	95 77	301	H	Northern Ariz.	83 68									
158	H	Eastern Wash.	85 71	320	H	Southern Utah	74 51									
288	H	Sacramento St.	101 66	158	A	Eastern Wash.	64 71									
132	H	Portland St.	61 60	132	A	Portland St.	101 90									

Non-Div I Games: Eastern Ore. 84 70

Idaho



Average RPI Win: 232		WON-LOST RECORD	WINNING PCT. RANK	LAST 10 GAMES	STRENGTH OF SCHEDULE	OPP. STRENGTH OF SCHEDULE	TEAM RPI	ADJ. RPI	CONF. RPI	ADJ CONF. RPI
Average RPI Loss: 142										
DIV. I ONLY		16- 8	79	8- 2	318	138	129	129	19	19
DIV. I NON-CONF.		6- 3	87	0- 0	312	151	117	117	13	13
TOTALS		RPI 1-25		RPI 26-50	W-L RECORDS		RPI 51-100	RPI 101-999	RPI 201+	
16- 8	0- 0		0- 2	OVERALL		0- 2	16- 4		9- 2	
6- 2	0- 0		0- 1	HOME		0- 0	6- 1		4- 0	
10- 6	0- 0		0- 0	AWAY		0- 0	10- 0		5- 0	
0- 0	0- 0		0- 0	NEUTRAL		0- 0	0- 0		0- 0	
6- 3	0- 0		0- 0	NON-CONFERENCE		0- 2	6- 1		4- 1	
1- 0	0- 0		0- 0	HOME		0- 0	1- 0		1- 0	
5- 3	0- 0		0- 0	AWAY		0- 2	5- 1		3- 1	
0- 0	0- 0		0- 0	NEUTRAL		0- 0	0- 0		0- 0	
10- 5	0- 0		0- 2	CONFERENCE		0- 0	10- 3		5- 1	
5- 2	0- 0		0- 1	HOME		0- 0	5- 1		3- 0	
5- 3	0- 0		0- 1	AWAY		0- 0	5- 2		2- 1	
0- 0	0- 0		0- 0	NEUTRAL		0- 0	0- 0		0- 0	

RPI 1-25				RPI 26-50				RPI 51-100				RPI 101+				Team's RPI: 129	
RPI	S	Opponent	Score	RPI	S	Opponent	Score	RPI	S	Opponent	Score	RPI	S	Opponent	Score		
				35	A	Northern Colo.	52 75	65	A	Wyoming	53 61	132	A	Portland St.	88 59		
				35	H	Northern Colo.	57 63	98	A	Washington St.	55 72	132	H	Portland St.	72 64		
												135	A	Idaho	62 52		
												172	A	North Dakota	68 55		
												172	H	North Dakota	57 46		
												173	A	Weber St.	73 84		
												173	H	Weber St.	70 76		
												189	A	Washington	79 59		
												195	A	UC Irvine	78 72		
												232	A	Seattle U	74 69		
												234	A	Pepperdine	74 80		
												235	A	Hawaii	64 62		
												288	A	Sacramento St.	85 71		
												288	H	Sacramento St.	83 71		
												299	H	Utah St.	64 44		
												301	A	Northern Ariz.	75 55		
												301	H	Northern Ariz.	76 59		
												320	A	Southern Utah	70 76		
												320	H	Southern Utah	66 39		
												326	A	Utah Valley	70 58		
LAST 12 Division I GAMES:																	
				135	A	Idaho	62 52	301	H	Northern Ariz.	76 59						
				132	H	Portland St.	72 64	173	A	Weber St.	73 84						
				288	H	Sacramento St.	83 71	288	A	Sacramento St.	85 71						
				172	A	North Dakota	68 55	132	A	Portland St.	88 59						
				35	A	Northern Colo.	52 75	35	H	Northern Colo.	57 63						
				320	H	Southern Utah	66 39	172	H	North Dakota	57 46						

Non-Div I Games:	Westminster (UT)	83	45	Col. of Idaho	89	32
------------------	------------------	----	----	---------------	----	----

I daho St.

■ Loss, ■ Non-Conf, S Site, H Home A Away N Neutral



Average RPI Win:	270	WON-LOST	WINNING	LAST 10	STRENGTH OF	OPP. STRENGTH	TEAM	ADJ.	CONF.	ADJ CONF.
Average RPI Loss:	177	RECORD	PCT. RANK	GAMES	SCHEDULE	OF SCHEDULE	RPI	RPI	RPI	RPI
DIV. I ONLY	5- 20	315	0- 10	276	232	327	327	11	11	
DIV. I NON-CONF.	5- 4	146	0- 0	347	347	326	326	15	15	
-----										
TOTALS	RPI 1-25	RPI 26-50	W-L RECORDS	RPI 51-100	RPI 101-999	RPI 201+				
5- 20	0- 2	0- 0	OVERALL	0- 4	5- 14	4- 9				
4- 9	0- 1	0- 0	HOME	0- 2	4- 6	3- 4				
1- 11	0- 1	0- 0	AWAY	0- 2	1- 8	1- 5				
0- 0	0- 0	0- 0	NEUTRAL	0- 0	0- 0	0- 0				
5- 4	0- 0	0- 0	NON-CONFERENCE	0- 0	5- 4	4- 4				
4- 2	0- 0	0- 0	HOME	0- 0	4- 2	3- 2				
1- 2	0- 0	0- 0	AWAY	0- 0	1- 2	1- 2				
0- 0	0- 0	0- 0	NEUTRAL	0- 0	0- 0	0- 0				
0- 16	0- 2	0- 0	CONFERENCE	0- 4	0- 10	0- 5				
0- 7	0- 1	0- 0	HOME	0- 2	0- 4	0- 2				
0- 9	0- 1	0- 0	AWAY	0- 2	0- 6	0- 3				
0- 0	0- 0	0- 0	NEUTRAL	0- 0	0- 0	0- 0				

RPI 1-25				RPI 26-50				RPI 51-100				RPI 101+				Team's RPI: 327
RPI	S	Opponent	Score	RPI	S	Opponent	Score	RPI	S	Opponent	Score	RPI	S	Opponent	Score	
16	A	Green Bay	36 65					78	A	IUPUI	43 68	107	A	Cleveland St.	67 70	
16	H	Green Bay	37 66					78	H	IUPUI	46 82	107	H	Cleveland St.	42 64	
								96	A	Milwaukee	44 59	108	A	Wright St.	50 60	
								96	H	Milwaukee	53 76	170	A	Youngstown St.	63 76	
												170	H	Youngstown St.	52 71	
												200	H	Eastern Mich.	73 70	
												209	H	North Texas	70 67	
												218	A	Oakland	78 95	
												218	H	Oakland	63 67	
												244	A	Northern Ky.	53 61	
												264	H	Indiana St.	55 46	
												273	A	Bradley	48 58	
												283	H	Santa Clara	36 45	
												304	A	Loyola Chicago	55 57	
												308	H	Jackson St.	63 76	
												323	A	Detroit Mercy	60 73	
												323	H	Detroit Mercy	58 61	
												329	A	Fort Wayne	67 51	
												349	H	Evansville	96 77	
-----																
LAST 12 Division I GAMES:																
16	H	Green Bay	37 66	96	A	Milwaukee	44 59									
218	A	Oakland	78 95	16	A	Green Bay	36 65									
323	A	Detroit Mercy	60 73	244	A	Northern Ky.	53 61									
170	H	Youngstown St.	52 71	108	A	Wright St.	50 60									
107	H	Cleveland St.	42 64	96	H	Milwaukee	53 76									
78	A	IUPUI	43 68	323	H	Detroit Mercy	58 61									

Non-Div I Games: Bethel (IN) 66 46 Ind.-Northwest 74 56



Average RPI Win:	256	WON-LOST	WINNING	LAST 10	STRENGTH OF	OPP. STRENGTH	TEAM	ADJ.	CONF.	ADJ CONF.
Average RPI Loss:	72	RECORD	PCT. RANK	GAMES	SCHEDULE	OF SCHEDULE	RPI	RPI	RPI	RPI
DIV. I ONLY	9- 20	268	0- 10	102	72	222	222	3	3	
DIV. I NON-CONF.	9- 5	99	0- 0	234	245	150	150	4	4	
-----										
TOTALS	RPI 1-25	RPI 26-50	W-L RECORDS	RPI 51-100	RPI 101-999	RPI 201+				
9- 20	0- 4	0- 4	OVERALL	0- 8	9- 4	6- 0				
6- 9	0- 2	0- 1	HOME	0- 3	6- 3	6- 0				
1- 11	0- 2	0- 3	AWAY	0- 5	1- 1	0- 0				
2- 0	0- 0	0- 0	NEUTRAL	0- 0	2- 0	0- 0				
9- 5	0- 1	0- 0	NON-CONFERENCE	0- 3	9- 1	6- 0				
6- 2	0- 0	0- 0	HOME	0- 1	6- 1	6- 0				
1- 3	0- 1	0- 0	AWAY	0- 2	1- 0	0- 0				
2- 0	0- 0	0- 0	NEUTRAL	0- 0	2- 0	0- 0				
0- 15	0- 3	0- 4	CONFERENCE	0- 5	0- 3	0- 0				
0- 7	0- 2	0- 1	HOME	0- 2	0- 2	0- 0				
0- 8	0- 1	0- 3	AWAY	0- 3	0- 1	0- 0				
0- 0	0- 0	0- 0	NEUTRAL	0- 0	0- 0	0- 0				

RPI 1-25				RPI 26-50				RPI 51-100				RPI 101+ Team's RPI: 222			
RPI	S	Opponent	Score	RPI	S	Opponent	Score	RPI	S	Opponent	Score	RPI	S	Opponent	Score
6	H	Ohio St.	69 88	33	A	Rutgers	37 76	51	A	Indiana	54 70	111	H	Western Ill.	67 77
17	A	Missouri	55 72	39	A	Michigan	42 86	55	A	FGCU	61 85	137	N	Wichita St.	68 67
18	H	Iowa	71 84	43	A	Purdue	51 64	62	A	Nebraska	47 62	187	A	Northwestern	61 68
22	A	Maryland	65 100	43	H	Purdue	54 73	62	H	Nebraska	72 80	187	H	Northwestern	59 74
								69	H	Michigan St.	55 67	190	H	Wisconsin	61 70
								75	H	Virginia Tech	49 96	195	N	UC Irvine	65 59
								84	A	Penn St.	59 68	201	A	Memphis	63 47
								94	A	New Mexico	68 97	240	H	Austin Peay	59 47
												264	H	Indiana St.	81 52
												273	H	Bradley	74 62
												323	H	Detroit Mercy	73 65
												329	H	Fort Wayne	64 50
												345	H	Chicago St.	66 56
-----															
LAST 12 Division I GAMES:															
43	A	Purdue	51 64	190	H	Wisconsin	61 70								
187	A	Northwestern	61 68	84	A	Penn St.	59 68								
6	H	Ohio St.	69 88	39	A	Michigan	42 86								
51	A	Indiana	54 70	69	H	Michigan St.	55 67								
43	H	Purdue	54 73	62	H	Nebraska	72 80								
62	A	Nebraska	47 62	18	H	Iowa	71 84								

Non-Div I Games:

Illinois



Average RPI Win: 245	WON-LOST RECORD	WINNING PCT. RANK	LAST 10 GAMES	STRENGTH OF SCHEDULE	OPP. STRENGTH OF SCHEDULE	TEAM RPI	ADJ. RPI	CONF. RPI	ADJ CONF. RPI
Average RPI Loss: 168									
DIV. I ONLY	13- 13	171	6- 4	310	228	252	252	24	24
DIV. I NON-CONF.	6- 5	153	0- 0	226	183	188	188	22	22
-----									
TOTALS	RPI 1-25	RPI 26-50	W-L RECORDS	RPI 51-100	RPI 101-999	RPI 201+			
13- 13	0- 0	0- 0	OVERALL	0- 4	13- 9	8- 5			
9- 6	0- 0	0- 0	HOME	0- 2	9- 4	6- 1			
3- 7	0- 0	0- 0	AWAY	0- 0	3- 1	2- 1			
1- 0	0- 0	0- 0	NEUTRAL	0- 0	1- 0	0- 0			
6- 5	0- 0	0- 0	NON-CONFERENCE	0- 1	6- 4	3- 1			
4- 2	0- 0	0- 0	HOME	0- 0	4- 2	2- 0			
1- 3	0- 0	0- 0	AWAY	0- 1	1- 2	1- 1			
1- 0	0- 0	0- 0	NEUTRAL	0- 0	1- 0	0- 0			
7- 8	0- 0	0- 0	CONFERENCE	0- 3	7- 5	5- 4			
5- 4	0- 0	0- 0	HOME	0- 2	5- 2	4- 1			
2- 4	0- 0	0- 0	AWAY	0- 1	2- 3	1- 3			
0- 0	0- 0	0- 0	NEUTRAL	0- 0	0- 0	0- 0			

RPI S Opponent	Score	RPI S Opponent	Score	RPI S Opponent	Score	RPI S Opponent	Score
				80 H Drake	58 65	102 A George Mason	37 56
				96 A Milwaukee	59 61	105 H Butler	45 56
				97 A Missouri St.	58 75	107 H Cleveland St.	47 56
				97 H Missouri St.	50 56	139 N Northeastern	65 55
						141 H SIUE	62 47
						147 H UNI	36 58
						163 A Southern Ill.	39 36
						163 H Southern Ill.	49 46
						200 H Eastern Mich.	65 56
						218 A Oakland	43 64
						244 H Northern Ky.	49 37
						264 A Indiana St.	49 52
						264 H Indiana St.	63 53
						273 H Bradley	42 62
						277 H UMKC	64 53
						292 A Valparaiso	50 56
						292 H Valparaiso	63 55
						303 A Long Beach St.	59 51
						304 A Loyola Chicago	59 62
						304 H Loyola Chicago	57 49
						349 A Evansville	67 43
						349 H Evansville	70 44
LAST 12 Division I GAMES:							
349 H Evansville	70 44	147 H UNI	36 58				
264 H Indiana St.	63 53	80 H Drake	58 65				
97 A Missouri St.	58 75	264 A Indiana St.	49 52				
163 A Southern Ill.	39 36	349 A Evansville	67 43				
292 H Valparaiso	63 55	163 H Southern Ill.	49 46				
304 H Loyola Chicago	57 49	97 H Missouri St.	50 56				

Non-Div I Games:

Illinois St.



Average RPI Win: 303		WON-LOST	WINNING	LAST 10	STRENGTH OF		OPP. STRENGTH	TEAM	ADJ.	CONF.	ADJ CONF.
Loss: 169		RECORD	PCT. RANK	GAMES	SCHEDULE		OF SCHEDULE	RPI	RPI	RPI	RPI
DIV. I ONLY		3- 22	332	1- 9	126		334	302	302	26	26
DIV. I NON-CONF.		0- 10	337	0- 0	27		292	276	276	26	26
TOTALS		RPI 1-25	RPI 26-50	W-L RECORDS		RPI 51-100	RPI 101-999	RPI 201+			
3- 22	0- 0		0- 0	OVERALL		0- 5	3- 17	3- 9			
1- 10	0- 0		0- 0	HOME		0- 1	1- 9	1- 5			
2- 12	0- 0		0- 0	AWAY		0- 0	2- 2	2- 1			
0- 0	0- 0		0- 0	NEUTRAL		0- 0	0- 0	0- 0			
0- 10	0- 0		0- 0	NON-CONFERENCE		0- 5	0- 5	0- 2			
0- 3	0- 0		0- 0	HOME		0- 1	0- 2	0- 1			
0- 7	0- 0		0- 0	AWAY		0- 4	0- 3	0- 1			
0- 0	0- 0		0- 0	NEUTRAL		0- 0	0- 0	0- 0			
3- 12	0- 0		0- 0	CONFERENCE		0- 0	3- 12	3- 7			
1- 7	0- 0		0- 0	HOME		0- 0	1- 7	1- 4			
2- 5	0- 0		0- 0	AWAY		0- 0	2- 5	2- 3			
0- 0	0- 0		0- 0	NEUTRAL		0- 0	0- 0	0- 0			

RPI 1-25				RPI 26-50				RPI 51-100				RPI 101+				Team's RPI: 302	
RPI	S	Opponent	Score	RPI	S	Opponent	Score	RPI	S	Opponent	Score	RPI	S	Opponent	Score		
								56	A	Houston	67	98	109	A	SFA	49	60
								57	H	South Dakota	51	81	109	H	SFA	50	75
								68	A	Oklahoma St.	35	86	115	A	Lamar University	54	77
								93	A	Rice	43	60	115	H	Lamar University	47	71
								99	A	Utah	31	90	125	H	Central Ark.	35	57
													136	H	Texas St.	33	74
													169	A	UT Arlington	48	61
													173	A	Weber St.	55	79
													224	H	A&M-Corpus Christi	58	62
													225	A	Abilene Christian	56	58
													227	A	New Orleans	50	52
													227	H	New Orleans	45	72
													230	A	Texas Tech	54	80
													238	H	Nicholls St.	64	62
													270	H	Massachusetts	45	64
													279	H	McNeese	57	66
													290	A	Southeastern La.	54	65
													322	H	Houston Baptist	56	58
													331	A	Northwestern St.	57	53
													339	A	Sam Houston St.	56	49
LAST 12 Division I GAMES:																	
				331	A	Northwestern St.	57	53	227	H	New Orleans	45	72				
				109	H	SFA	50	75	322	H	Houston Baptist	56	58				
				115	H	Lamar University	47	71	227	A	New Orleans	50	52				
				225	A	Abilene Christian	56	58	115	A	Lamar University	54	77				
				290	A	Southeastern La.	54	65	109	A	SFA	49	60				
				224	H	A&M-Corpus Christi	58	62	125	H	Central Ark.	35	57				

Non-Div I Games: Mary Hardin-Baylor 76 58

Incarnate Word

■ Loss, ■ Non-Conf, S Site, H Home A Away N Neutral



Average RPI Win:	124	WON-LOST	WINNING	LAST 10	STRENGTH OF	OPP. STRENGTH	TEAM	ADJ.	CONF.	ADJ CONF.
Average RPI Loss:	48	RECORD	PCT. RANK	GAMES	SCHEDULE	OF SCHEDULE	RPI	RPI	RPI	RPI
DIV. I ONLY	16- 12	132	8- 2	9	29	51	51	3	3	
DIV. I NON-CONF.	7- 6	165	0- 0	14	54	71	71	4	4	
-----										
TOTALS	RPI 1-25	RPI 26-50	W-L RECORDS	RPI 51-100	RPI 101-999	RPI 201+				
16- 12	0- 5	5- 2	OVERALL	3- 3	8- 2	3- 0				
10- 5	0- 2	3- 0	HOME	1- 1	6- 2	2- 0				
5- 5	0- 2	2- 1	AWAY	1- 2	2- 0	1- 0				
1- 2	0- 1	0- 1	NEUTRAL	1- 0	0- 0	0- 0				
7- 6	0- 2	1- 1	NON-CONFERENCE	1- 1	5- 2	2- 0				
4- 3	0- 1	1- 0	HOME	0- 0	3- 2	1- 0				
2- 1	0- 0	0- 0	AWAY	0- 1	2- 0	1- 0				
1- 2	0- 1	0- 1	NEUTRAL	1- 0	0- 0	0- 0				
9- 6	0- 3	4- 1	CONFERENCE	2- 2	3- 0	1- 0				
6- 2	0- 1	2- 0	HOME	1- 1	3- 0	1- 0				
3- 4	0- 2	2- 1	AWAY	1- 1	0- 0	0- 0				
0- 0	0- 0	0- 0	NEUTRAL	0- 0	0- 0	0- 0				

RPI 1-25				RPI 26-50				RPI 51-100				RPI 101+			
RPI	S	Opponent	Score	RPI	S	Opponent	Score	RPI	S	Opponent	Score	RPI	S	Opponent	Score
4	H	Louisville	59 72	33	H	Rutgers	64 58	62	H	Nebraska	83 75	101	H	Auburn	53 65
6	A	Ohio St.	70 85	34	N	Virginia	72 82	69	A	Michigan St.	69 65	112	H	Chattanooga	61 64
6	H	Ohio St.	62 77	39	A	Michigan	79 84	69	H	Michigan St.	46 68	119	A	Yale	72 68
17	N	Missouri	55 75	43	A	Purdue	52 44	76	A	Saint Mary's (CA)	82 88	187	H	Northwestern	78 73
22	A	Maryland	70 74	43	H	Purdue	72 54	77	N	UAB	71 63	188	H	Southern U.	64 49
				45	H	Western Ky.	73 71	84	A	Penn St.	74 77	190	H	Wisconsin	69 55
				47	A	Minnesota	82 70					199	H	Arkansas St.	93 51
-----															
LAST 12 Division I GAMES:															
				47	A	Minnesota	82 70	190	H	Wisconsin	69 55				
				62	H	Nebraska	83 75	69	A	Michigan St.	69 65				
				43	A	Purdue	52 44	22	A	Maryland	70 74				
				222	H	Illinois	70 54	6	H	Ohio St.	62 77				
				187	H	Northwestern	78 73	39	A	Michigan	79 84				
				33	H	Rutgers	64 58	43	H	Purdue	72 54				

Non-Div I Games:

Indiana



Average RPI Win:	292	WON-LOST	WINNING	LAST 10	STRENGTH OF	OPP. STRENGTH	TEAM	ADJ.	CONF.	ADJ CONF.
Average RPI Loss:	139	RECORD	PCT. RANK	GAMES	SCHEDULE	OF SCHEDULE	RPI	RPI	RPI	RPI
DIV. I ONLY	8- 16	263	6- 4	211	231	264	264	24	24	
DIV. I NON-CONF.	1- 9	318	0- 0	126	144	290	290	22	22	
-----										
TOTALS	RPI 1-25	RPI 26-50	W-L RECORDS	RPI 51-100	RPI 101-999	RPI 201+				
8- 16	0- 0	0- 1	OVERALL	0- 6	8- 9	8- 4				
3- 9	0- 0	0- 1	HOME	0- 3	3- 5	3- 1				
4- 6	0- 0	0- 0	AWAY	0- 2	4- 4	4- 3				
1- 1	0- 0	0- 0	NEUTRAL	0- 1	1- 0	1- 0				
1- 9	0- 0	0- 1	NON-CONFERENCE	0- 3	1- 5	1- 3				
0- 5	0- 0	0- 1	HOME	0- 1	0- 3	0- 1				
0- 3	0- 0	0- 0	AWAY	0- 1	0- 2	0- 2				
1- 1	0- 0	0- 0	NEUTRAL	0- 1	1- 0	1- 0				
7- 7	0- 0	0- 0	CONFERENCE	0- 3	7- 4	7- 1				
3- 4	0- 0	0- 0	HOME	0- 2	3- 2	3- 0				
4- 3	0- 0	0- 0	AWAY	0- 1	4- 2	4- 1				
0- 0	0- 0	0- 0	NEUTRAL	0- 0	0- 0	0- 0				

RPI 1-25				RPI 26-50				RPI 51-100				RPI 101+				Team's RPI: 264
RPI	S	Opponent	Score	RPI	S	Opponent	Score	RPI	S	Opponent	Score	RPI	S	Opponent	Score	
				26	H	Central Mich.	67 77	57	N	South Dakota	59 71	105	H	Butler	51 60	
								78	A	IUPUI	57 86	131	H	Saint Louis	59 60	
								80	A	Drake	64 85	147	A	UNI	53 59	
								80	H	Drake	51 84	147	H	UNI	46 56	
								85	H	Miami (OH)	56 68	163	H	Southern Ill.	45 64	
								97	H	Missouri St.	63 77	222	A	Illinois	52 81	
												233	H	Fla. Atlantic	58 66	
												245	N	Montana	57 45	
												252	A	Illinois St.	53 63	
												252	H	Illinois St.	52 49	
												273	A	Bradley	74 70	
												273	H	Bradley	65 50	
												292	A	Valparaiso	67 54	
												304	A	Loyola Chicago	73 65	
												327	A	Ill. -Chicago	46 55	
												349	A	Evansville	66 57	
												349	H	Evansville	56 48	
LAST 12 Division I GAMES:																
				273	A	Bradley	74 70	304	A	Loyola Chicago	73 65					
				252	A	Illinois St.	53 63	252	H	Illinois St.	52 49					
				80	H	Drake	51 84	273	H	Bradley	65 50					
				147	H	UNI	46 56	147	A	UNI	53 59					
				349	A	Evansville	66 57	80	A	Drake	64 85					
				292	A	Valparaiso	67 54	349	H	Evansville	56 48					

Non-Div I Games: Missouri S&amp;T 84 51

Indiana St.



Average RPI Win:	348	WON-LOST	WINNING	LAST 10	STRENGTH OF	OPP. STRENGTH	TEAM	ADJ.	CONF.	ADJ CONF.
Average RPI Loss:	190	RECORD	PCT. RANK	GAMES	SCHEDULE	OF SCHEDULE	RPI	RPI	RPI	RPI
DIV. I ONLY	2- 26	345	2- 8	225	282	336	336	28	28	
DIV. I NON-CONF.	0- 11	337	0- 0	108	215	320	320	25	25	
-----										
TOTALS	RPI 1-25	RPI 26-50	W-L RECORDS	RPI 51-100	RPI 101-999	RPI 201+				
2- 26	0- 0	0- 2	OVERALL	0- 4	2- 20	2- 12				
1- 13	0- 0	0- 1	HOME	0- 1	1- 11	1- 6				
1- 13	0- 0	0- 1	AWAY	0- 3	1- 9	1- 6				
0- 0	0- 0	0- 0	NEUTRAL	0- 0	0- 0	0- 0				
0- 11	0- 0	0- 0	NON-CONFERENCE	0- 4	0- 7	0- 3				
0- 5	0- 0	0- 0	HOME	0- 1	0- 4	0- 1				
0- 6	0- 0	0- 0	AWAY	0- 3	0- 3	0- 2				
0- 0	0- 0	0- 0	NEUTRAL	0- 0	0- 0	0- 0				
2- 15	0- 0	0- 2	CONFERENCE	0- 0	2- 13	2- 9				
1- 8	0- 0	0- 1	HOME	0- 0	1- 7	1- 5				
1- 7	0- 0	0- 1	AWAY	0- 0	1- 6	1- 4				
0- 0	0- 0	0- 0	NEUTRAL	0- 0	0- 0	0- 0				

RPI 1-25				RPI 26-50				RPI 51-100				RPI 101+ Team's RPI : 336			
RPI	S	Opponent	Score	RPI	S	Opponent	Score	RPI	S	Opponent	Score	RPI	S	Opponent	Score
41	A	Quinnipiac	47 90	47	90			60	A	Fordham	48 78	106	H	Bucknell	53 60
41	H	Quinnipiac	38 74	38	74			63	H	Tolledo	57 74	140	H	Kansas	58 72
								70	A	Duquesne	59 80	160	A	Marist	55 75
								100	A	Jacksonville	62 71	160	H	Marist	45 55
												186	A	Stony Brook	46 63
												192	H	Temple	54 59
												196	A	Siena	51 64
												196	H	Siena	48 70
												236	H	Hofstra	43 68
												248	A	Niagara	59 73
												253	H	Fairfield	68 78
												257	A	Manhattan	63 67
												257	H	Manhattan	48 57
												266	A	St. Francis Brooklyn	63 72
												275	A	Rider	53 80
												275	H	Rider	49 62
												280	A	Arizona	58 71
												284	H	Canisius	49 53
												305	A	Monmouth	56 68
												305	H	Monmouth	56 62
												348	A	Saint Peter's	55 31
												348	H	Saint Peter's	52 42
LAST 12 Division I GAMES:															
160	H	Marist	45 55	160	A	Marist	55 75								
257	H	Manhattan	48 57	348	H	Saint Peter's	52 42								
348	A	Saint Peter's	55 31	275	H	Rider	49 62								
275	A	Rider	53 80	305	A	Monmouth	56 68								
253	H	Fairfield	68 78	196	H	Siena	48 70								
41	A	Quinnipiac	47 90	257	A	Manhattan	63 67								

Non-Div I Games:

Iona



Average RPI Win: 122		WON-LOST	WINNING	LAST 10	STRENGTH OF	OPP. STRENGTH	TEAM	ADJ.	CONF.	ADJ CONF.
Average RPI Loss: 41		RECORD	PCT. RANK	GAMES	SCHEDULE	OF SCHEDULE	RPI	RPI	RPI	RPI
DIV. I ONLY		22- 6	33	7- 3	23	57	18	18	3	3
DIV. I NON-CONF.		12- 1	6	0- 0	42	81	12	12	4	4
-----										
TOTALS	RPI 1-25		RPI 26-50		W-L RECORDS		RPI 51-100		RPI 101-999	RPI 201+
22- 6	1- 2		6- 2		OVERALL		3- 2		12- 0	3- 0
12- 3	1- 1		4- 1		HOME		2- 1		5- 0	1- 0
7- 3	0- 1		1- 1		AWAY		1- 1		5- 0	1- 0
3- 0	0- 0		1- 0		NEUTRAL		0- 0		2- 0	1- 0
12- 1	0- 1		3- 0		NON-CONFERENCE		1- 0		8- 0	2- 0
7- 1	0- 1		2- 0		HOME		1- 0		4- 0	1- 0
2- 0	0- 0		0- 0		AWAY		0- 0		2- 0	0- 0
3- 0	0- 0		1- 0		NEUTRAL		0- 0		2- 0	1- 0
10- 5	1- 1		3- 2		CONFERENCE		2- 2		4- 0	1- 0
5- 2	1- 0		2- 1		HOME		1- 1		1- 0	0- 0
5- 3	0- 1		1- 1		AWAY		1- 1		3- 0	1- 0
0- 0	0- 0		0- 0		NEUTRAL		0- 0		0- 0	0- 0

RPI	S	Opponent	Score	RPI	S	Opponent	Score	RPI	S	Opponent	Score	RPI	S	Opponent	Score
6	H	Ohio St.	103 89	33	A	Rutgers	77 67	62	A	Nebraska	65 74	110	H	Western Mi ch.	79 56
7	H	Florida St.	93 94	39	H	Michigan	82 72	62	H	Nebraska	74 92	118	A	Iowa St.	61 55
22	A	Maryland	64 80	41	H	Quinnipiac	83 67	69	A	Michigan St.	71 68	127	H	Northern Ill.	105 80
				43	H	Purdue	70 76	80	H	Drake	79 66	138	N	Charlotte	77 64
				45	H	Western Ky.	104 97	84	H	Penn St.	80 76	147	A	UNI	71 47
				47	A	Minnesota	72 77					157	H	Samford	80 59
				47	H	Minnesota	92 84					187	A	Northwestern	70 61
				49	N	Elon	74 61					190	A	Wisconsin	56 46
												190	H	Wisconsin	88 61
												222	A	Illinois	84 71
												259	N	Morgan St.	90 46
												338	H	Ark.-Pine Bluff	85 45
-----															
LAST 12 Division I GAMES:															
33	A	Rutgers	77 67	62	H	Nebraska	74 92	6	H	Ohio St.	103 89	47	A	Minnesota	72 77
190	H	Wisconsin	88 61	6	H	Ohio St.	103 89	62	A	Nebraska	65 74	43	H	Purdue	70 76
187	A	Northwestern	70 61	47	A	Minnesota	72 77	222	A	Illinois	84 71				
84	H	Penn St.	80 76												
47	H	Minnesota	92 84												
69	A	Michigan St.	71 68												

Non-Div I Games:

Iowa



Average RPI Win: 174

Average RPI Loss: 55

WON-LOST  
RECORDWINNING  
PCT. RANKLAST 10  
GAMESSTRENGTH OF  
SCHEDULEOPP. STRENGTH  
OF SCHEDULETEAM  
RPIADJ.  
RPICONF.  
RPIADJ CONF.  
RPIDIV. I ONLY  
DIV. I NON-CONF.12- 15  
6- 5204  
1534- 6  
0- 049  
16327  
68118  
151118  
1514  
54  
5

TOTALS

RPI 1-25

RPI 26-50

W-L RECORDS

RPI 51-100

RPI 101-999

RPI 201+

12- 15

0- 6

0- 1

OVERALL

4- 6

8- 2

6- 0

7- 7

0- 3

0- 0

HOME

1- 4

6- 0

5- 0

4- 7

0- 3

0- 0

AWAY

3- 2

1- 2

1- 0

1- 1

0- 0

0- 1

NEUTRAL

0- 0

1- 0

0- 0

6- 5

0- 1

0- 1

NON-CONFERENCE

1- 1

5- 2

4- 0

5- 1

0- 1

0- 0

HOME

1- 0

4- 0

4- 0

0- 3

0- 0

0- 0

AWAY

0- 1

0- 2

0- 0

1- 1

0- 0

0- 1

NEUTRAL

0- 0

1- 0

0- 0

6- 10

0- 5

0- 0

CONFERENCE

3- 5

3- 0

2- 0

2- 6

0- 2

0- 0

HOME

0- 4

2- 0

1- 0

4- 4

0- 3

0- 0

AWAY

3- 1

1- 0

1- 0

0- 0

0- 0

0- 0

NEUTRAL

0- 0

0- 0

0- 0

RPI 1-25

RPI 26-50

RPI 51-100

RPI 101+

Team's RPI: 118

RPI	S	Opponent	Score
5	A	Bayl or	49 89
5	H	Bayl or	50 79
11	A	Texas	55 87
18	H	Iowa	55 61
24	A	Okl ahoma	71 80
24	H	Okl ahoma	69 74

RPI	S	Opponent	Score
26	N	Central Mich.	60 81

RPI	S	Opponent	Score
57	H	South Dakota	81 76
64	A	West Vi rgin i a	49 57
64	H	West Vi rgin i a	59 69
68	A	Okl ahoma St.	78 69
68	H	Okl ahoma St.	73 81
71	A	TCU	66 63
71	H	TCU	52 75
80	A	Drake	80 83
91	A	Kansas St.	80 45
91	H	Kansas St.	60 67

RPI	S	Opponent	Score
117	N	Tulane	67 64
133	A	Vanderbi l t	74 77
140	H	Kansas	71 69
147	A	UNI	53 57
230	A	Texas Tech	66 54
230	H	Texas Tech	69 57
238	H	Ni chol l s St.	75 47
239	H	UC Ri versi de	89 66
277	H	UMKC	61 45
330	H	N. C. Central	99 58

LAST 12 Division I GAMES:

24	A	Okl ahoma	71 80	11	A	Texas	55 87
230	H	Texas Tech	69 57	68	A	Okl ahoma St.	78 69
71	A	TCU	66 63	64	H	West Vi rgin i a	59 69
68	H	Okl ahoma St.	73 81	5	H	Bayl or	50 79
91	A	Kansas St.	80 45	230	A	Texas Tech	66 54
71	H	TCU	52 75	91	H	Kansas St.	60 67

Non-Div I Games:

Iowa St.

Loss, 
 Non-Conf, 
 S Site, 
 H Home
A Away 
 N Neutral



Average RPI Win: 301

Average RPI Loss: 246

WON-LOST  
RECORDWINNING  
PCT. RANKLAST 10  
GAMESSTRENGTH OF  
SCHEDULEOPP. STRENGTH  
OF SCHEDULETEAM  
RPIADJ.  
RPICONF.  
RPIADJ CONF.  
RPIDIV. I ONLY  
DIV. I NON-CONF.9- 10  
2- 3196  
2144- 6  
0- 0349  
349347  
300308  
345308  
34532  
3232  
32

TOTALS

RPI 1-25

RPI 26-50

W-L RECORDS

RPI 51-100

RPI 101-999

RPI 201+

9- 10

0- 0

0- 0

OVERALL

0- 0

9- 10

9- 7

5- 3

0- 0

0- 0

HOME

0- 0

5- 3

5- 2

4- 7

0- 0

0- 0

AWAY

0- 0

4- 0

4- 0

0- 0

0- 0

0- 0

NEUTRAL

0- 0

0- 0

0- 0

2- 3

0- 0

0- 0

NON-CONFERENCE

0- 0

2- 3

2- 2

0- 1

0- 0

0- 0

HOME

0- 0

0- 1

0- 1

2- 2

0- 0

0- 0

AWAY

0- 0

2- 2

2- 1

0- 0

0- 0

0- 0

NEUTRAL

0- 0

0- 0

0- 0

7- 7

0- 0

0- 0

CONFERENCE

0- 0

7- 7

7- 5

5- 2

0- 0

0- 0

HOME

0- 0

5- 2

5- 1

2- 5

0- 0

0- 0

AWAY

0- 0

2- 5

2- 4

0- 0

0- 0

0- 0

NEUTRAL

0- 0

0- 0

0- 0

RPI 1-25

RPI 26-50

RPI 51-100

RPI 101+

Team's RPI: 308

RPI S Opponent Score

RPI S Opponent Score

RPI S Opponent Score

RPI S Opponent Score

188 A Southern U. 76 86

188 H Southern U. 58 68

201 A Memphis 53 64

226 A Grambling 89 93

226 H Grambling 82 70

238 H Nicholls St. 64 90

241 A Texas Southern 66 71

241 H Texas Southern 74 77

258 A Prairie View 73 85

258 H Prairie View 70 61

295 A Alcorn 74 51

295 H Alcorn 94 69

306 H Alabama St. 70 61

318 H Alabama A&amp;M 59 43

327 A Ill. -Chicago 76 63

338 A Ark. -Pine Bluff 60 54

339 A Sam Houston St. 68 74

341 A Mississippi Val. 61 72

345 A Chicago St. 87 69

LAST 12 Division I GAMES:

226 A Grambling 89 93 341 A Mississippi Val. 61 72

258 A Prairie View 73 85 226 H Grambling 82 70

241 A Texas Southern 66 71 258 H Prairie View 70 61

188 H Southern U. 58 68 241 H Texas Southern 74 77

295 H Alcorn 94 69 188 A Southern U. 76 86

338 A Ark. -Pine Bluff 60 54 295 A Alcorn 74 51

Non-Div I Games:

Philaider Smith

88 56

Millsaps

79 41

LSU-Shreveport

85 86

Spring Hill

77 50

Jackson St.

Loss, Non-Conf, S Site, H Home A Away N Neutral



Average RPI Win: 261	WON-LOST RECORD	WINNING PCT. RANK	LAST 10 GAMES	STRENGTH OF SCHEDULE	OPP. STRENGTH OF SCHEDULE	TEAM RPI	ADJ. RPI	CONF. RPI	ADJ CONF. RPI
Average RPI Loss: 78									
DIV. I ONLY	18- 7	58	8- 2	272	220	100	100	23	23
DIV. I NON-CONF.	7- 5	132	0- 0	212	175	106	106	21	21
-----									
TOTALS	RPI 1-25	RPI 26-50	W-L RECORDS	RPI 51-100	RPI 101-999	RPI 201+			
18- 7	0- 2	0- 0	OVERALL	0- 3	18- 2	14- 0			
8- 1	0- 0	0- 0	HOME	0- 1	8- 0	7- 0			
9- 6	0- 2	0- 0	AWAY	0- 2	9- 2	6- 0			
1- 0	0- 0	0- 0	NEUTRAL	0- 0	1- 0	1- 0			
7- 5	0- 2	0- 0	NON-CONFERENCE	0- 1	7- 2	5- 0			
3- 0	0- 0	0- 0	HOME	0- 0	3- 0	3- 0			
3- 5	0- 2	0- 0	AWAY	0- 1	3- 2	1- 0			
1- 0	0- 0	0- 0	NEUTRAL	0- 0	1- 0	1- 0			
11- 2	0- 0	0- 0	CONFERENCE	0- 2	11- 0	9- 0			
5- 1	0- 0	0- 0	HOME	0- 1	5- 0	4- 0			
6- 1	0- 0	0- 0	AWAY	0- 1	6- 0	5- 0			
0- 0	0- 0	0- 0	NEUTRAL	0- 0	0- 0	0- 0			

RPI 1-25				RPI 26-50				RPI 51-100 Team's RPI: 100				RPI 101+			
RPI	S	Opponent	Score	RPI	S	Opponent	Score	RPI	S	Opponent	Score	RPI	S	Opponent	Score
7	A	Florida St.	50 82					55	A	FGCU	58 63	114	A	Bethune-Cookman	68 58
21	A	NC State	44 64					55	H	FGCU	63 65	152	A	South Ala.	60 58
								87	A	Alabama	60 75	161	A	Troy	88 89
												162	A	Florida	59 69
												181	A	Stetson	61 54
												181	H	Stetson	73 63
												238	A	Nicholls St.	69 61
												244	N	Northern Ky.	61 49
												251	A	North Florida	66 48
												260	A	Lipscomb	70 63
												260	H	Lipscomb	70 48
												291	A	USC Upstate	71 45
												291	H	USC Upstate	65 49
												293	A	Kennesaw St.	67 49
												293	H	Kennesaw St.	84 49
												305	H	Monmouth	74 65
												335	A	NJIT	88 58
												335	H	NJIT	73 53
												336	H	Lona	71 62
												343	H	Savannah St.	74 46
-----															
LAST 12 Division I GAMES:															
335	H	NJIT	73 53	181	H	Stetson	73 63	55	A	FGCU	58 63				
291	H	USC Upstate	65 49	291	A	USC Upstate	71 45	293	A	Kennesaw St.	84 49				
260	A	Lipscomb	70 63	335	A	NJIT	88 58	260	H	Lipscomb	70 48				
293	A	Kennesaw St.	67 49	293	H	Kennesaw St.	84 49								
181	A	Stetson	61 54												
55	H	FGCU	63 65												

Non-Div I Games: Flagler 79 52 Edward Waters 79 58 Webber Int'l 64 43

Jacksonville



Average RPI Win:	269	WON-LOST	WINNING	LAST 10	STRENGTH OF	OPP. STRENGTH	TEAM	ADJ.	CONF.	ADJ CONF.
Average RPI Loss:	159	RECORD	PCT. RANK	GAMES	SCHEDULE	OF SCHEDULE	RPI	RPI	RPI	RPI
DIV. I ONLY	15- 11	131	5- 5	252	307	178	178	25	25	
DIV. I NON-CONF.	4- 5	202	0- 0	249	204	211	211	27	27	
-----										
TOTALS	RPI 1-25	RPI 26-50	W-L RECORDS	RPI 51-100	RPI 101-999	RPI 201+				
15- 11	0- 1	0- 0	OVERALL	0- 3	15- 7	12- 3				
8- 4	0- 1	0- 0	HOME	0- 1	8- 2	7- 1				
6- 7	0- 0	0- 0	AWAY	0- 2	6- 1	5- 0				
1- 0	0- 0	0- 0	NEUTRAL	0- 0	1- 0	0- 0				
4- 5	0- 1	0- 0	NON-CONFERENCE	0- 1	4- 3	3- 1				
2- 1	0- 1	0- 0	HOME	0- 0	2- 0	2- 0				
1- 4	0- 0	0- 0	AWAY	0- 1	1- 3	1- 1				
1- 0	0- 0	0- 0	NEUTRAL	0- 0	1- 0	0- 0				
11- 6	0- 0	0- 0	CONFERENCE	0- 2	11- 4	9- 2				
6- 3	0- 0	0- 0	HOME	0- 1	6- 2	5- 1				
5- 3	0- 0	0- 0	AWAY	0- 1	5- 2	4- 1				
0- 0	0- 0	0- 0	NEUTRAL	0- 0	0- 0	0- 0				

RPI 1-25				RPI 26-50				RPI 51-100				RPI 101+ Team's RPI: 178			
RPI	S	Opponent	Score	RPI	S	Opponent	Score	RPI	S	Opponent	Score	RPI	S	Opponent	Score
7	H	Florida St.	51 75					66	A	Bel mont	55 71	104	A	Seton Hall	54 73
								66	H	Bel mont	35 66	141	A	SIUE	41 65
								85	A	Mi ami (OH)	55 58	154	A	Clemson	45 53
												182	A	Morehead St.	67 65
												182	H	Morehead St.	70 64
												185	N	East Carolina	82 73
												194	H	UT Martin	57 61
												214	H	Southeast Mo. St.	55 48
												227	A	New Orleans	59 54
												240	A	Austin Peay	51 50
												240	H	Austin Peay	65 47
												294	A	Murray St.	59 55
												294	H	Murray St.	97 65
												310	A	Georgia St.	41 55
												312	H	Tennessee Tech	58 60
												314	A	Eastern Ky.	44 48
												314	H	Eastern Ky.	65 51
												318	H	Alabama A&M	49 33
												328	H	Rhode Island	63 53
												333	A	Tennessee St.	75 56
												333	H	Tennessee St.	62 61
												347	A	Eastern Ill.	59 50
LAST 12 Division I GAMES:															
				66	H	Belmont	35 66	347	A	Eastern Ill.	59 50				
				240	A	Austin Peay	51 50	214	H	Southeast Mo. St.	55 48				
				294	A	Murray St.	59 55	194	H	UT Martin	57 61				
				333	H	Tennessee St.	62 61	314	A	Eastern Ky.	44 48				
				312	H	Tennessee Tech	58 60	182	A	Morehead St.	67 65				
				141	A	SIUE	41 65	240	H	Austin Peay	65 47				

Non-Div I Games: Stillman 93 38 Brewton-Parker 103 44

Jacksonville St.

■ Loss, 
 ■ Non-Conf, 
 ■ S Site, 
 ■ Home 
 ■ Away 
 N Neutral



Average RPI	Win:	206	WON-LOST	WINNING	LAST 10	STRENGTH OF	OPP. STRENGTH	TEAM	ADJ.	CONF.	ADJ CONF.
Average RPI	Loss:	46	RECORD	PCT. RANK	GAMES	SCHEDULE	OF SCHEDULE	RPI	RPI	RPI	RPI
DIV. I ONLY		18- 8		70	9- 1	99	102	72	72	10	10
DIV. I NON-CONF.		4- 7		226	0- 0	55	23	160	160	11	11
-----											
TOTALS	RPI 1-25		RPI 26-50		W-L RECORDS	RPI 51-100		RPI 101-999		RPI 201+	
18- 8	0- 3		1- 3		OVERALL	2- 1		15- 1		11- 0	
10- 3	0- 1		1- 1		HOME	2- 0		7- 1		6- 0	
8- 4	0- 1		0- 2		AWAY	0- 1		8- 0		5- 0	
0- 1	0- 1		0- 0		NEUTRAL	0- 0		0- 0		0- 0	
4- 7	0- 3		0- 2		NON-CONFERENCE	1- 1		3- 1		3- 0	
3- 3	0- 1		0- 1		HOME	1- 0		2- 1		2- 0	
1- 3	0- 1		0- 1		AWAY	0- 1		1- 0		1- 0	
0- 1	0- 1		0- 0		NEUTRAL	0- 0		0- 0		0- 0	
14- 1	0- 0		1- 1		CONFERENCE	1- 0		12- 0		8- 0	
7- 0	0- 0		1- 0		HOME	1- 0		5- 0		4- 0	
7- 1	0- 0		0- 1		AWAY	0- 0		7- 0		4- 0	
0- 0	0- 0		0- 0		NEUTRAL	0- 0		0- 0		0- 0	

RPI 1-25				RPI 26-50				RPI 51-100				RPI 101+			
RPI	S	Opponent	Score	RPI	S	Opponent	Score	RPI	S	Opponent	Score	RPI	S	Opponent	Score
7	H	Florida St.	63 79	31	A	Dayton	54 82	53	H	Drexel	56 48	128	A	Delaware	56 53
10	A	Tennessee	60 89	33	H	Rutgers	63 76	54	A	St. John's (NY)	64 81	139	A	Northeastern	60 57
23	N	Villanova	57 60	49	A	Elon	43 50	89	H	Liberty	58 47	139	H	Northeastern	72 43
				49	H	Elon	70 67					151	A	William & Mary	86 41
												164	H	Saint Joseph's	66 73
												236	A	Hofstra	55 42
												236	H	Hofstra	73 56
												254	A	Col. of Charleston	67 45
												254	H	Col. of Charleston	67 53
												261	A	UNCW	63 48
												261	H	UNCW	65 48
												271	A	Towson	64 55
												271	H	Towson	69 45
												286	H	Bryant	67 36
												289	A	Vermont	68 56
												334	H	Wagner	68 45
-----															
Team's RPI: 72															
LAST 12 Division I GAMES:															
261	H	UNCW	65 48	254	H	Col. of Charleston	67 53	236	H	Hofstra	73 56	261	A	UNCW	63 48
128	A	Delaware	56 53	236	H	Hofstra	73 56	254	A	Col. of Charleston	67 45	49	A	Elon	70 67
271	A	Towson	64 55	261	A	UNCW	63 48	49	H	Elon	70 67	53	H	Drexel	56 48
139	H	Northeastern	72 43	254	A	Col. of Charleston	67 45								
49	A	Elon	43 50												
151	A	William & Mary	86 41												

Non-Div I Games:

James Madison



Average RPI Win: 197

Average RPI Loss: 60

WON-LOST  
RECORDWINNING  
PCT. RANKLAST 10  
GAMESSTRENGTH OF  
SCHEDULEOPP. STRENGTH  
OF SCHEDULETEAM  
RPIADJ.  
RPICONF.  
RPIADJ CONF.  
RPI

DIV. I ONLY	12- 15	204	1- 9	60	64	140	140	4	4
DIV. I NON-CONF.	9- 2	33	0- 0	225	254	95	95	5	5
-----									
TOTALS	RPI 1-25	RPI 26-50	W-L RECORDS	RPI 51-100	RPI 101-999	RPI 201+			
12- 15	0- 6	0- 0	OVERALL	3- 7	9- 2	7- 1			
10- 7	0- 3	0- 0	HOME	3- 3	7- 1	5- 1			
2- 8	0- 3	0- 0	AWAY	0- 4	2- 1	2- 0			
0- 0	0- 0	0- 0	NEUTRAL	0- 0	0- 0	0- 0			
9- 2	0- 0	0- 0	NON-CONFERENCE	1- 2	8- 0	6- 0			
8- 1	0- 0	0- 0	HOME	1- 1	7- 0	5- 0			
1- 1	0- 0	0- 0	AWAY	0- 1	1- 0	1- 0			
0- 0	0- 0	0- 0	NEUTRAL	0- 0	0- 0	0- 0			
3- 13	0- 6	0- 0	CONFERENCE	2- 5	1- 2	1- 1			
2- 6	0- 3	0- 0	HOME	2- 2	0- 1	0- 1			
1- 7	0- 3	0- 0	AWAY	0- 3	1- 1	1- 0			
0- 0	0- 0	0- 0	NEUTRAL	0- 0	0- 0	0- 0			

RPI	S	Opponent	Score
5	A	Bayl or	51 88
5	H	Bayl or	48 83
11	A	Texas	62 79
11	H	Texas	41 55
24	A	Okl ahoma	64 97
24	H	Okl ahoma	52 72

RPI	S	Opponent	Score
-----	---	----------	-------

RPI	S	Opponent	Score
54	A	St. John's (NY)	53 65
62	H	Nebraska	49 66
64	A	West Vi rgi ni a	46 76
64	H	West Vi rgi ni a	54 74
68	A	Okl ahoma St.	63 92
68	H	Okl ahoma St.	66 59
71	A	TCU	66 76
71	H	TCU	86 77
91	H	Kansas St.	59 63
93	H	Ri ce	73 65

RPI	S	Opponent	Score
118	A	Iowa St.	69 71
119	H	Yal e	81 75
122	H	Arkansas	71 60
214	H	Southeast Mo. St.	51 50
230	A	Texas Tech	60 47
230	H	Texas Tech	56 68
241	H	Texas Southern	72 37
262	H	Campbel l	66 48
277	H	UMKC	63 48
332	H	Del aware St.	81 49
336	A	Iona	72 58

## LAST 12 Division I GAMES:

68	H	Okl ahoma St.	66	59	91	H	Kansas St.	59	63
5	A	Bayl or	51	88	24	A	Okl ahoma	64	97
64	A	West Vi rgi ni a	46	76	71	A	TCU	66	76
24	H	Okl ahoma	52	72	230	H	Texas Tech	56	68
68	A	Okl ahoma St.	63	92	11	A	Texas	62	79
11	H	Texas	41	55	64	H	West Vi rgi ni a	54	74

Non-Div I Games:

Kansas

Loss, 
Non-Conf, 
S Site, 
H Home
A Away
N Neutral



Average RPI Win:	171	WON-LOST	WINNING	LAST 10	STRENGTH OF	OPP. STRENGTH	TEAM	ADJ.	CONF.	ADJ CONF.
Average RPI Loss:	46	RECORD	PCT. RANK	GAMES	SCHEDULE	OF SCHEDULE	RPI	RPI	RPI	RPI
DIV. I ONLY	13- 14	188	2- 8	18	66	91	91	4	4	
DIV. I NON-CONF.	8- 3	65	0- 0	94	262	78	78	5	5	
-----										
TOTALS	RPI 1-25	RPI 26-50	W-L RECORDS	RPI 51-100	RPI 101-999	RPI 201+				
13- 14	0- 8	0- 0	OVERALL	3- 4	10- 2	5- 0				
8- 7	0- 3	0- 0	HOME	1- 2	7- 2	4- 0				
4- 6	0- 4	0- 0	AWAY	1- 2	3- 0	1- 0				
1- 1	0- 1	0- 0	NEUTRAL	1- 0	0- 0	0- 0				
8- 3	0- 2	0- 0	NON-CONFERENCE	1- 0	7- 1	4- 0				
6- 1	0- 0	0- 0	HOME	0- 0	6- 1	3- 0				
1- 1	0- 1	0- 0	AWAY	0- 0	1- 0	1- 0				
1- 1	0- 1	0- 0	NEUTRAL	1- 0	0- 0	0- 0				
5- 11	0- 6	0- 0	CONFERENCE	2- 4	3- 1	1- 0				
2- 6	0- 3	0- 0	HOME	1- 2	1- 1	1- 0				
3- 5	0- 3	0- 0	AWAY	1- 2	2- 0	0- 0				
0- 0	0- 0	0- 0	NEUTRAL	0- 0	0- 0	0- 0				

RPI 1-25				RPI 26-50				RPI 51-100				Team's RPI : 91				RPI 101+							
RPI	S	Opponent	Score	RPI	S	Opponent	Score	RPI	S	Opponent	Score	RPI	S	Opponent	Score	RPI	S	Opponent	Score				
5	A	Bayl or	50 75					64	A	West Virgini a	60 52	103	H	Little Rock	66 51								
5	H	Bayl or	58 88					64	H	West Virgini a	66 75	109	H	SFA	74 49								
9	N	UCLA	55 64					68	A	Okl ahoma St.	68 76	118	A	Iowa St.	67 60								
11	A	Texas	54 76					68	H	Okl ahoma St.	80 64	118	H	Iowa St.	45 80								
11	H	Texas	64 75					71	A	TCU	70 87	140	A	Kansas	63 59								
17	A	Mi ssouri	59 73					71	H	TCU	63 68	147	H	UNI	71 72								
24	A	Okl ahoma	49 68					84	N	Penn St.	70 65	169	H	UT Arlington	70 56								
24	H	Okl ahoma	71 76									209	A	North Texas	55 54								
																230	H	Texas Tech	83 69				
																243	H	Omaha	81 60				
																342	H	Florida A&M	81 57				
																345	H	Chi cago St.	99 51				

Non-Div I Games:

Kansas St.



Average RPI Win:	290	WON-LOST	WINNING	LAST 10	STRENGTH OF	OPP. STRENGTH	TEAM	ADJ.	CONF.	ADJ CONF.
Average RPI Loss:	157	RECORD	PCT. RANK	GAMES	SCHEDULE	OF SCHEDULE	RPI	RPI	RPI	RPI
DIV. I ONLY	6- 17	292	3- 7	271	198	293	293	23	23	
DIV. I NON-CONF.	3- 7	254	0- 0	262	93	247	247	21	21	
-----										
TOTALS	RPI 1-25	RPI 26-50	W-L RECORDS	RPI 51-100	RPI 101-999	RPI 201+				
6- 17	0- 1	0- 0	OVERALL	0- 6	6- 10	5- 5				
3- 6	0- 0	0- 0	HOME	0- 2	3- 4	2- 3				
3- 9	0- 0	0- 0	AWAY	0- 3	3- 6	3- 2				
0- 2	0- 1	0- 0	NEUTRAL	0- 1	0- 0	0- 0				
3- 7	0- 1	0- 0	NON-CONFERENCE	0- 2	3- 4	3- 0				
1- 1	0- 0	0- 0	HOME	0- 0	1- 1	1- 0				
2- 4	0- 0	0- 0	AWAY	0- 1	2- 3	2- 0				
0- 2	0- 1	0- 0	NEUTRAL	0- 1	0- 0	0- 0				
3- 10	0- 0	0- 0	CONFERENCE	0- 4	3- 6	2- 5				
2- 5	0- 0	0- 0	HOME	0- 2	2- 3	1- 3				
1- 5	0- 0	0- 0	AWAY	0- 2	1- 3	1- 2				
0- 0	0- 0	0- 0	NEUTRAL	0- 0	0- 0	0- 0				

RPI 1-25				RPI 26-50				RPI 51-100				RPI 101+ Team's RPI: 293			
RPI	S	Opponent	Score	RPI	S	Opponent	Score	RPI	S	Opponent	Score	RPI	S	Opponent	Score
22	N	Maryland	35 89					55	A	FGCU	51 78	154	A	Clemson	28 41
								55	H	FGCU	57 78	156	A	Ole Miss	63 92
								61	A	Georgia Tech	48 86	175	A	Furman	59 78
								81	N	Maine	39 75	181	A	Stetson	53 96
								100	A	Jacksonville	49 84	181	H	Stetson	66 49
								100	H	Jacksonville	49 67	185	H	East Carolina	56 66
												251	A	North Florida	72 77
												251	H	North Florida	44 68
												256	A	Presbyterian	60 51
												260	H	Lipscomb	62 64
												291	A	USC Upstate	61 65
												291	H	USC Upstate	64 70
												310	H	Georgia St.	71 61
												325	A	Ga. Southern	60 58
												335	A	NJIT	61 58
												335	H	NJIT	80 65
-----															
LAST 12 Division I GAMES:															
				55	A	FGCU	51 78	335	H	NJIT	80 65				
				181	A	Stetson	53 96	291	A	USC Upstate	61 65				
				251	H	North Florida	44 68	181	H	Stetson	66 49				
				100	H	Jacksonville	49 67	55	H	FGCU	57 78				
				335	A	NJIT	61 58	100	A	Jacksonville	49 84				
				291	H	USC Upstate	64 70	251	A	North Florida	72 77				

Non-Div I Games: Middle Ga. St. 81 65

Kennesaw St.



Average RPI	Win:	213	WON-LOST	WINNING	LAST 10	STRENGTH OF	OPP. STRENGTH	TEAM	ADJ.	CONF.	ADJ CONF.
Average RPI	Loss:	87	RECORD	PCT. RANK	GAMES	SCHEDULE	OF SCHEDULE	RPI	RPI	RPI	RPI
DIV. I ONLY		11- 16	225	2- 8	122	89	159	159	7	7	
DIV. I NON-CONF.		7- 5	132	0- 0	146	114	107	107	8	8	
-----											
TOTALS	RPI 1-25		RPI 26-50		W-L RECORDS		RPI 51-100		RPI 101-999		RPI 201+
11- 16	0- 2		0- 4		OVERALL		1- 4		10- 6		5- 2
3- 6	0- 0		0- 1		HOME		0- 2		3- 3		2- 0
6- 7	0- 0		0- 0		AWAY		1- 1		5- 1		2- 0
2- 3	0- 1		0- 1		NEUTRAL		0- 1		2- 0		1- 0
7- 5	0- 1		0- 2		NON-CONFERENCE		0- 1		7- 1		4- 0
1- 1	0- 0		0- 0		HOME		0- 0		1- 1		1- 0
4- 1	0- 0		0- 1		AWAY		0- 0		4- 0		2- 0
2- 3	0- 1		0- 1		NEUTRAL		0- 1		2- 0		1- 0
4- 11	0- 1		0- 2		CONFERENCE		1- 3		3- 5		1- 2
2- 5	0- 0		0- 1		HOME		0- 2		2- 2		1- 0
2- 6	0- 1		0- 1		AWAY		1- 1		1- 3		0- 2
0- 0	0- 0		0- 0		NEUTRAL		0- 0		0- 0		0- 0

RPI 1-25				RPI 26-50				RPI 51-100				RPI 101+ Team's RPI: 159			
RPI	S	Opponent	Score	RPI	S	Opponent	Score	RPI	S	Opponent	Score	RPI	S	Opponent	Score
13	N	Stanford	54 79	26	A	Central Mi ch.	84 88	55	N	FGCU	62 80	108	H	Wright St.	60 72
15	A	Buffalo	42 80	39	A	Michigan	41 54	63	A	Toledo	62 55	110	H	Western Mi ch.	61 66
				40	H	Ball St.	58 79	85	H	Miami (OH)	59 65	127	A	Northern Ill.	79 81
				44	N	Gonzaga	57 77	86	A	Ohio	78 79	127	H	Northern Ill.	62 72
								86	H	Ohio	65 78	130	A	Robert Morris	46 31
												170	A	Youngstown St.	55 44
												200	A	Eastern Mi ch.	67 60
												200	H	Eastern Mi ch.	76 69
												201	N	Memphis	70 55
												210	A	Bowling Green	50 60
												210	H	Bowling Green	81 57
												215	A	Akron	60 75
												244	A	Northern Ky.	59 54
												290	N	Southeastern La.	81 60
												314	A	Eastern Ky.	65 57
												323	H	Detroit Mercy	82 74
-----															
LAST 12 Division I GAMES:															
86	A	Ohio	78 79	215	A	Akron	60 75								
85	H	Miami (OH)	59 65	63	A	Toledo	62 55								
86	H	Ohio	65 78	40	H	Ball St.	58 79								
15	A	Buffalo	42 80	210	A	Bowling Green	50 60								
127	H	Northern Ill.	62 72	26	A	Central Mi ch.	84 88								
210	H	Bowling Green	81 57	200	H	Eastern Mi ch.	76 69								

Non-Div I Games:

Kent St.



Average RPI	Win:	198	WON-LOST	WINNING	LAST 10	STRENGTH OF	OPP. STRENGTH	TEAM	ADJ.	CONF.	ADJ CONF.
Average RPI	Loss:	35	RECORD	PCT. RANK	GAMES	SCHEDULE	OF SCHEDULE	RPI	RPI	RPI	RPI
DIV. I ONLY		14- 15	186	5- 5	35	49	92	92	2	2	
DIV. I NON-CONF.		8- 6	143	0- 0	122	121	119	119	2	2	
-----											
TOTALS	RPI 1-25		RPI 26-50		W-L RECORDS	RPI 51-100		RPI 101-999		RPI 201+	
14- 15	0- 9		0- 3		OVERALL	2- 1		12- 2		6- 0	
9- 6	0- 4		0- 2		HOME	1- 0		8- 0		5- 0	
5- 9	0- 5		0- 1		AWAY	1- 1		4- 2		1- 0	
0- 0	0- 0		0- 0		NEUTRAL	0- 0		0- 0		0- 0	
8- 6	0- 2		0- 2		NON-CONFERENCE	1- 1		7- 1		6- 0	
6- 2	0- 1		0- 1		HOME	0- 0		6- 0		5- 0	
2- 4	0- 1		0- 1		AWAY	1- 1		1- 1		1- 0	
0- 0	0- 0		0- 0		NEUTRAL	0- 0		0- 0		0- 0	
6- 9	0- 7		0- 1		CONFERENCE	1- 0		5- 1		0- 0	
3- 4	0- 3		0- 1		HOME	1- 0		2- 0		0- 0	
3- 5	0- 4		0- 0		AWAY	0- 0		3- 1		0- 0	
0- 0	0- 0		0- 0		NEUTRAL	0- 0		0- 0		0- 0	

RPI	S	Opponent	Score	RPI	S	Opponent	Score	RPI	S	Opponent	Score	RPI	S	Opponent	Score
3	A	Mississippi St.	55 74	27	H	LSU	70 72	55	A	FGCU	64 70	101	H	Auburn	65 48
4	H	Louisville	63 87	37	H	California	52 62	87	H	Alabama	79 54	113	A	Middle Tenn.	57 62
5	A	Baylor	63 90	50	A	Miami (FL)	54 65	98	A	Washington St.	73 68	122	A	Arkansas	76 65
10	H	Tennessee	49 63									122	H	Arkansas	78 57
14	A	South Carolina	63 81									133	A	Vanderbilt	55 70
14	H	South Carolina	64 81									156	A	Ole Miss	79 71
17	A	Missouri	78 83									162	A	Florida	56 53
20	A	Texas A&M	70 74									182	H	Morehead St.	86 53
25	H	Georgia	42 56									229	H	Gardner-Webb	72 34
												245	A	Montana	71 54
												288	H	Sacramento St.	101 70
												312	H	Tennessee Tech	82 54
												316	H	Marshall	69 39
												349	H	Evansville	100 62
-----															
LAST 12 Division I GAMES:															
156	A	Ole Miss	79 71	101	H	Auburn	65 48								
14	A	South Carolina	63 81	122	A	Arkansas	76 65								
122	H	Arkansas	78 57	87	H	Alabama	79 54								
3	A	Mississippi St.	55 74	14	H	South Carolina	64 81								
17	A	Missouri	78 83	133	A	Vanderbilt	55 70								
27	H	LSU	70 72	162	A	Florida	56 53								

Non-Div I Games:

Kentucky



Average RPI Win:	297	WON-LOST	WINNING	LAST 10	STRENGTH OF	OPP. STRENGTH	TEAM	ADJ.	CONF.	ADJ CONF.
Average RPI Loss:	182	RECORD	PCT. RANK	GAMES	SCHEDULE	OF SCHEDULE	RPI	RPI	RPI	RPI
DIV. I ONLY	9- 16	245	3- 7	291	324	285	285	29	29	
DIV. I NON-CONF.	4- 7	226	0- 0	276	284	266	266	29	29	
-----										
TOTALS	RPI 1-25	RPI 26-50	W-L RECORDS	RPI 51-100	RPI 101-999	RPI 201+				
9- 16	0- 0	0- 1	OVERALL	0- 1	9- 14	8- 7				
5- 7	0- 0	0- 1	HOME	0- 1	5- 5	4- 3				
4- 9	0- 0	0- 0	AWAY	0- 0	4- 0	4- 0				
0- 0	0- 0	0- 0	NEUTRAL	0- 0	0- 0	0- 0				
4- 7	0- 0	0- 1	NON-CONFERENCE	0- 1	4- 5	3- 2				
2- 3	0- 0	0- 1	HOME	0- 1	2- 1	1- 1				
2- 4	0- 0	0- 0	AWAY	0- 0	2- 4	2- 1				
0- 0	0- 0	0- 0	NEUTRAL	0- 0	0- 0	0- 0				
5- 9	0- 0	0- 0	CONFERENCE	0- 0	5- 9	5- 5				
3- 4	0- 0	0- 0	HOME	0- 0	3- 4	3- 2				
2- 5	0- 0	0- 0	AWAY	0- 0	2- 5	2- 3				
0- 0	0- 0	0- 0	NEUTRAL	0- 0	0- 0	0- 0				

RPI	S	Opponent	Score	RPI	S	Opponent	Score	RPI	S	Opponent	Score	RPI	S	Opponent	Score
39	H	Michigan	49 86	82	H	Navy	47 79	102	A	George Mason	70 73	119	A	Yale	51 62
								123	A	Saint Francis (PA)	71 101	123	H	Saint Francis (PA)	54 85
								130	A	Robert Morris	53 60	130	H	Robert Morris	44 55
								165	A	Army West Point	37 71	198	H	Lehigh	72 69
								221	A	Lafayette	53 69	257	H	Manhattan	38 72
								266	A	St. Francis Brooklyn	54 64	266	H	St. Francis Brooklyn	61 59
								268	H	Fairleigh Dickinson	49 61	269	H	Sacred Heart	46 50
								286	A	Bryant	56 75	287	A	Mt. St. Mary's	61 59
								287	H	Mt. St. Mary's	53 48	296	A	Central Conn. St.	61 54
								321	A	UMBC	66 52	334	A	Wagner	44 52
								334	H	Wagner	74 69	335	A	NJIT	67 49
								348	H	Saint Peter's	57 46				
LAST 12 Division I GAMES:															
266	A	St. Francis Brooklyn	54 64	269	H	Sacred Heart	46 50	296	A	Central Conn. St.	61 54	286	A	Bryant	56 75
123	H	Saint Francis (PA)	54 85	296	A	Central Conn. St.	61 54	287	H	Mt. St. Mary's	53 48	334	H	Wagner	74 69
130	H	Robert Morris	44 55	287	H	Mt. St. Mary's	53 48	334	H	Wagner	74 69	123	A	Saint Francis (PA)	71 101
334	A	Wagner	44 52	123	A	Saint Francis (PA)	71 101								
287	A	Mt. St. Mary's	61 59												
268	H	Fairleigh Dickinson	49 61												

Non-Div I Games:

LIU Brooklyn



Average RPI	Win:	137	WON-LOST	WINNING	LAST 10	STRENGTH OF	OPP. STRENGTH	TEAM	ADJ.	CONF.	ADJ CONF.
Average RPI	Loss:	36	RECORD	PCT. RANK	GAMES	SCHEDULE	OF SCHEDULE	RPI	RPI	RPI	RPI
DIV. I ONLY		18- 8	70	7- 3	42	14	27	27	2	2	
DIV. I NON-CONF.		8- 3	65	0- 0	149	72	55	55	2	2	
-----											
TOTALS	RPI 1-25		RPI 26-50		W-L RECORDS		RPI 51-100		RPI 101-999		RPI 201+
18- 8	4- 5		0- 1		OVERALL		1- 1		13- 1		4- 0
10- 1	3- 1		0- 0		HOME		0- 0		7- 0		3- 0
7- 6	1- 3		0- 1		AWAY		1- 1		5- 1		1- 0
1- 1	0- 1		0- 0		NEUTRAL		0- 0		1- 0		0- 0
8- 3	0- 2		0- 1		NON-CONFERENCE		0- 0		8- 0		4- 0
4- 0	0- 0		0- 0		HOME		0- 0		4- 0		3- 0
3- 2	0- 1		0- 1		AWAY		0- 0		3- 0		1- 0
1- 1	0- 1		0- 0		NEUTRAL		0- 0		1- 0		0- 0
10- 5	4- 3		0- 0		CONFERENCE		1- 1		5- 1		0- 0
6- 1	3- 1		0- 0		HOME		0- 0		3- 0		0- 0
4- 4	1- 2		0- 0		AWAY		1- 1		2- 1		0- 0
0- 0	0- 0		0- 0		NEUTRAL		0- 0		0- 0		0- 0

RPI 1-25				RPI 26-50				Team's RPI: 27				RPI 51-100				RPI 101+			
RPI	S	Opponent	Score	RPI	S	Opponent	Score	RPI	S	Opponent	Score	RPI	S	Opponent	Score	RPI	S	Opponent	Score
3	H	Mississippi St.	70 83	35	A	Northern Colo.	50 58	87	A	Alabama	51 65	101	A	Auburn	62 70				
10	H	Tennessee	70 59					92	A	Kentucky	72 70	101	H	Auburn	59 56				
11	N	Texas	66 75									103	A	Little Rock	56 37				
14	A	South Carolina	48 57									117	A	Tulane	73 50				
17	A	Missouri	69 65									122	A	Arkansas	62 57				
19	A	South Fla.	55 61									131	N	Saint Louis	71 59				
20	A	Texas A&M	59 69									133	H	Vanderbilt	85 65				
20	H	Texas A&M	80 78									156	H	Ole Miss	84 55				
25	H	Georgia	71 60									162	A	Florida	66 59				
												176	H	Louisiana	60 45				
												230	A	Texas Tech	48 40				
												238	H	Nicholls St.	65 50				
												290	H	Southeastern La.	84 56				
												339	H	Sam Houston St.	71 58				
LAST 12 Division I GAMES:																			
14	A	South Carolina	48 57	25	H	Georgia	71 60					10	H	Tennessee	70 59				
122	A	Arkansas	62 57									20	A	Texas A&M	59 69				
156	H	Ole Miss	84 55									101	H	Auburn	59 56				
20	H	Texas A&M	80 78									162	A	Florida	66 59				
101	A	Auburn	62 70									87	A	Alabama	51 65				
92	A	Kentucky	72 70																

Non-Div I Games:

LSU



Average RPI Win:	209	WON-LOST	WINNING	LAST 10	STRENGTH OF	OPP. STRENGTH	TEAM	ADJ.	CONF.	ADJ CONF.
Average RPI Loss:	147	RECORD	PCT. RANK	GAMES	SCHEDULE	OF SCHEDULE	RPI	RPI	RPI	RPI
DIV. I ONLY	8- 20	280	2- 8	145	165	242	242	12	12	
DIV. I NON-CONF.	5- 8	220	0- 0	101	214	154	154	10	10	
-----										
TOTALS	RPI 1-25	RPI 26-50	W-L RECORDS	RPI 51-100	RPI 101-999	RPI 201+				
8- 20	0- 1	0- 1	OVERALL	1- 6	7- 12	4- 6				
4- 8	0- 1	0- 1	HOME	1- 0	3- 6	2- 2				
3- 12	0- 0	0- 0	AWAY	0- 6	3- 6	2- 4				
1- 0	0- 0	0- 0	NEUTRAL	0- 0	1- 0	0- 0				
5- 8	0- 1	0- 0	NON-CONFERENCE	1- 3	4- 4	2- 2				
1- 3	0- 1	0- 0	HOME	1- 0	0- 2	0- 1				
3- 5	0- 0	0- 0	AWAY	0- 3	3- 2	2- 1				
1- 0	0- 0	0- 0	NEUTRAL	0- 0	1- 0	0- 0				
3- 12	0- 0	0- 1	CONFERENCE	0- 3	3- 8	2- 4				
3- 5	0- 0	0- 1	HOME	0- 0	3- 4	2- 1				
0- 7	0- 0	0- 0	AWAY	0- 3	0- 4	0- 3				
0- 0	0- 0	0- 0	NEUTRAL	0- 0	0- 0	0- 0				

RPI 1-25				RPI 26-50				RPI 51-100				RPI 101+ Team's RPI: 242			
RPI	S	Opponent	Score	RPI	S	Opponent	Score	RPI	S	Opponent	Score	RPI	S	Opponent	Score
23	H	Villanova	49 76	31	H	Dayton	47 76	53	A	Drexel	54 79	102	H	George Mason	56 69
								58	A	American	48 66	131	H	Saint Louis	87 76
								60	A	Fordham	45 66	164	A	Saint Joseph's	49 70
								70	A	Duquesne	50 78	164	H	Saint Joseph's	64 75
								73	A	Harvard	61 70	171	H	Davidson	51 58
								74	H	Penn	66 59	184	N	New Hampshire	59 51
								88	A	George Washington	45 60	190	A	Wisconsin	60 71
												192	H	Temple	52 69
												198	A	Lehigh	69 61
												209	A	North Texas	44 70
												212	A	Richmond	51 77
												212	H	Richmond	57 60
												221	A	Lafayette	74 47
												250	H	St. Bonaventure	66 63
												270	A	Massachusetts	66 69
												275	H	Rider	55 76
												282	H	VCU	62 57
												328	A	Rhode Island	63 72
												332	A	Delaware St.	71 48
LAST 12 Division I GAMES:															
171	H	Davidson	51 58	88	A	George Washington	45 60	164	H	Saint Joseph's	64 75				
164	A	Saint Joseph's	49 70	282	H	VCU	62 57	328	A	Rhode Island	63 72				
60	A	Fordham	45 66	70	A	Duquesne	50 78	250	H	St. Bonaventure	66 63				
212	H	Richmond	57 60												
131	H	Saint Louis	87 76												
270	A	Massachusetts	66 69												

Non-Div I Games:

La Salle

■ Loss, 
 ■ Non-Conf, 
 ■ S Site, 
 ■ H Home 
 ■ A Away 
 N Neutral



Average RPI Win:	286	WON-LOST	WINNING	LAST 10	STRENGTH OF	OPP. STRENGTH	TEAM	ADJ.	CONF.	ADJ CONF.
Average RPI Loss:	188	RECORD	PCT. RANK	GAMES	SCHEDULE	OF SCHEDULE	RPI	RPI	RPI	RPI
DIV. I ONLY	2- 22	341	0- 10	217	284	337	337	22	22	
DIV. I NON-CONF.	1- 8	313	0- 0	271	322	339	339	23	23	
-----										
TOTALS	RPI 1-25	RPI 26-50	W-L RECORDS	RPI 51-100	RPI 101-999	RPI 201+				
2- 22	0- 0	0- 0	OVERALL	0- 2	2- 20	2- 7				
2- 8	0- 0	0- 0	HOME	0- 0	2- 8	2- 3				
0- 14	0- 0	0- 0	AWAY	0- 1	0- 4	0- 1				
0- 0	0- 0	0- 0	NEUTRAL	0- 0	0- 0	0- 0				
1- 8	0- 0	0- 0	NON-CONFERENCE	0- 2	1- 6	1- 4				
1- 2	0- 0	0- 0	HOME	0- 0	1- 2	1- 2				
0- 6	0- 0	0- 0	AWAY	0- 2	0- 4	0- 2				
0- 0	0- 0	0- 0	NEUTRAL	0- 0	0- 0	0- 0				
1- 14	0- 0	0- 0	CONFERENCE	0- 0	1- 14	1- 3				
1- 6	0- 0	0- 0	HOME	0- 0	1- 6	1- 1				
0- 8	0- 0	0- 0	AWAY	0- 0	0- 8	0- 2				
0- 0	0- 0	0- 0	NEUTRAL	0- 0	0- 0	0- 0				

RPI 1-25				RPI 26-50				RPI 51-100				RPI 101+				Team's RPI: 337	
RPI	S	Opponent	Score	RPI	S	Opponent	Score	RPI	S	Opponent	Score	RPI	S	Opponent	Score		
								68	A	Oklahoma St.	58	112	101	A	Auburn	41	67
								93	A	Rice	47	63	103	A	Little Rock	37	57
													136	A	Texas St.	52	86
													136	H	Texas St.	45	81
													152	A	South Ala.	55	72
													152	H	South Ala.	60	67
													161	H	Troy	79	86
													167	A	Louisiana Tech	49	71
													169	A	UT Arlington	61	70
													169	H	UT Arlington	53	80
													176	A	Louisiana	55	63
													176	H	Louisiana	48	76
													199	A	Arkansas St.	62	76
													226	A	Grambling	52	61
													227	H	New Orleans	51	89
													249	H	Coastal Caro.	62	56
													272	H	Appalachian St.	67	71
													279	A	McNeese	61	65
													310	A	Georgia St.	57	70
													322	H	Houston Baptist	77	73
													325	A	Ga. Southern	45	75
													331	H	Northwestern St.	48	70
LAST 12 Division I GAMES:																	
				152	A	South Ala.	55	72					152	H	South Ala.	60	67
				136	H	Texas St.	45	81					161	H	Troy	79	86
				169	H	UT Arlington	53	80					169	A	UT Arlington	61	70
				310	A	Georgia St.	57	70					136	A	Texas St.	52	86
				325	A	Ga. Southern	45	75					176	A	Louisiana	55	63
				176	H	Louisiana	48	76					272	H	Appalachian St.	67	71

Non-Div I Games: Millsaps 73 41 Centenary (LA) 90 53

La. -Monroe



Average RPI Win:	258	WON-LOST	WINNING	LAST 10	STRENGTH OF	OPP. STRENGTH	TEAM	ADJ.	CONF.	ADJ CONF.
Average RPI Loss:	134	RECORD	PCT. RANK	GAMES	SCHEDULE	OF SCHEDULE	RPI	RPI	RPI	RPI
DIV. I ONLY	10- 16	235	3- 7	149	243	221	221	15	15	
DIV. I NON-CONF.	4- 6	214	0- 0	239	333	253	253	18	18	
-----										
TOTALS	RPI 1-25	RPI 26-50	W-L RECORDS	RPI 51-100	RPI 101-999	RPI 201+				
10- 16	0- 0	0- 1	OVERALL	0- 6	10- 9	10- 3				
6- 7	0- 0	0- 1	HOME	0- 2	6- 4	6- 2				
4- 9	0- 0	0- 0	AWAY	0- 4	4- 5	4- 1				
0- 0	0- 0	0- 0	NEUTRAL	0- 0	0- 0	0- 0				
4- 6	0- 0	0- 1	NON-CONFERENCE	0- 2	4- 3	4- 2				
3- 2	0- 0	0- 1	HOME	0- 0	3- 1	3- 1				
1- 4	0- 0	0- 0	AWAY	0- 2	1- 2	1- 1				
0- 0	0- 0	0- 0	NEUTRAL	0- 0	0- 0	0- 0				
6- 10	0- 0	0- 0	CONFERENCE	0- 4	6- 6	6- 1				
3- 5	0- 0	0- 0	HOME	0- 2	3- 3	3- 1				
3- 5	0- 0	0- 0	AWAY	0- 2	3- 3	3- 0				
0- 0	0- 0	0- 0	NEUTRAL	0- 0	0- 0	0- 0				

RPI 1-25				RPI 26-50				RPI 51-100				RPI 101+				Team's RPI: 221	
RPI	S	Opponent	Score	RPI	S	Opponent	Score	RPI	S	Opponent	Score	RPI	S	Opponent	Score		
				36	H	Princeton	45 53										
								53	A	Drexel	37 52	106	A	Bucknell I	53 83		
								58	A	American	66 74	106	H	Bucknell I	57 80		
								58	H	American	67 74	130	A	Robert Morris	42 63		
								74	A	Penn	42 55	165	A	Army West Point	39 48		
								82	A	Navy	59 65	165	H	Army West Point	60 65		
								82	H	Navy	43 59	198	A	Lehigh	45 70		
												204	A	Boston U.	47 45		
												204	H	Boston U.	44 41		
												237	A	Holy Cross	69 65		
												237	H	Holy Cross	56 69		
												242	H	La Salle	47 74		
												247	A	Loyola Maryland	73 64		
												247	H	Loyola Maryland	65 54		
												267	A	Cornell	59 58		
												275	H	Rider	60 45		
												276	H	Colgate	63 48		
												285	H	LIU Brooklyn	69 53		
												334	H	Wagner	70 52		
												348	A	Saint Peter's	61 64		
LAST 12 Division I GAMES:																	
				204	H	Boston U.	44 41	237	H	Holy Cross	56 69						
				58	A	American	66 74	204	A	Boston U.	47 45						
				82	H	Navy	43 59	58	H	American	67 74						
				247	A	Loyola Maryland	73 64	82	A	Navy	59 65						
				165	A	Army West Point	39 48	247	H	Loyola Maryland	65 54						
				106	H	Bucknell I	57 80	165	H	Army West Point	60 65						

Non-Div I Games:

Lafayette



Average RPI Win: **263**  
 Average RPI Loss: **104**

WON-LOST  
RECORD

WINNING  
PCT. RANK

LAST 10  
GAMES

STRENGTH OF  
SCHEDULE

OPP. STRENGTH  
OF SCHEDULE

TEAM  
RPI

ADJ.  
RPI

CONF.  
RPI

ADJ CONF.  
RPI

DIV. I ONLY	16- 6	53	10- 0	300	234	115	115	26	26
DIV. I NON-CONF.	1- 5	300	0- 0	32	17	181	181	26	26
<hr/>									
TOTALS	RPI 1-25	RPI 26-50	W-L RECORDS	RPI 51-100	RPI 101-999	RPI 201+			
16- 6	0- 1	0- 1	OVERALL	0- 1	16- 3	14- 0			
9- 0	0- 0	0- 0	HOME	0- 0	9- 0	8- 0			
6- 5	0- 1	0- 1	AWAY	0- 1	6- 2	6- 0			
1- 1	0- 0	0- 0	NEUTRAL	0- 0	1- 1	0- 0			
1- 5	0- 1	0- 1	NON-CONFERENCE	0- 1	1- 2	0- 0			
0- 0	0- 0	0- 0	HOME	0- 0	0- 0	0- 0			
0- 4	0- 1	0- 1	AWAY	0- 1	0- 1	0- 0			
1- 1	0- 0	0- 0	NEUTRAL	0- 0	1- 1	0- 0			
15- 1	0- 0	0- 0	CONFERENCE	0- 0	15- 1	14- 0			
9- 0	0- 0	0- 0	HOME	0- 0	9- 0	8- 0			
6- 1	0- 0	0- 0	AWAY	0- 0	6- 1	6- 0			
0- 0	0- 0	0- 0	NEUTRAL	0- 0	0- 0	0- 0			

RPI 1-25				RPI 26-50				RPI 51-100				RPI 101+ Team's RPI: 115			
RPI	S	Opponent	Score	RPI	S	Opponent	Score	RPI	S	Opponent	Score	RPI	S	Opponent	Score
5	A	Baylor	62 <b>121</b>	43	A	Purdue	64 <b>79</b>	94	A	New Mexico	58 <b>90</b>	109	H	SFA	79 65
												125	A	Central Ark.	39 <b>51</b>
												127	N	Northern Ill.	90 80
												172	N	North Dakota	70 <b>73</b>
												183	A	Pacific	75 <b>80</b>
												224	A	A&M-Corpus Christi	70 31
												224	H	A&M-Corpus Christi	65 59
												225	H	Abilene Christian	77 71
												227	H	New Orleans	100 77
												238	A	Nicholls St.	76 61
												279	H	McNeese	83 58
												290	A	Southeastern La.	75 58
												302	A	Incarnate Word	71 47
												302	H	Incarnate Word	77 54
												322	A	Houston Baptist	79 51
												322	H	Houston Baptist	90 55
												331	H	Northwestern St.	71 44
												339	A	Sam Houston St.	68 44
												339	H	Sam Houston St.	91 44
<hr/>															
LAST 12 Division I GAMES:															
				322	H	Houston Baptist	90 55					225	H	Abilene Christian	77 71
				224	H	A&M-Corpus Christi	65 59					279	H	McNeese	83 58
				302	A	Incarnate Word	71 47					238	A	Nicholls St.	76 61
				339	A	Sam Houston St.	68 44					339	H	Sam Houston St.	91 44
				331	H	Northwestern St.	71 44					302	H	Incarnate Word	77 54
				109	H	SFA	79 65					290	A	Southeastern La.	75 58

Non-Div I Games: Howard Payne 101 37 Schreiner 116 37 Louisiana Col. 93 62 S' western Assemblies 92 49  
 Lamar University

Loss, Non-Conf, S Site, H Home A Away N Neutral



Average RPI Win: 227

Average RPI Loss: 161

WON-LOST  
RECORDWINNING  
PCT. RANKLAST 10  
GAMESSTRENGTH OF  
SCHEDULEOPP. STRENGTH  
OF SCHEDULETEAM  
RPIADJ.  
RPICONF.  
RPIADJ CONF.  
RPI

DIV. I ONLY	13- 13	171	4- 6	216	210	198	198	15	15
DIV. I NON-CONF.	5- 5	170	0- 0	324	299	251	251	18	18
TOTALS	RPI 1-25	RPI 26-50	W-L RECORDS	RPI 51-100	RPI 101-999	RPI 201+			
13- 13	0- 1	0- 1	OVERALL	1- 3	12- 8	10- 6			
9- 3	0- 0	0- 0	HOME	1- 1	8- 2	6- 2			
4- 9	0- 0	0- 1	AWAY	0- 2	4- 6	4- 4			
0- 1	0- 1	0- 0	NEUTRAL	0- 0	0- 0	0- 0			
5- 5	0- 1	0- 1	NON-CONFERENCE	0- 0	5- 3	5- 3			
3- 1	0- 0	0- 0	HOME	0- 0	3- 1	3- 1			
2- 3	0- 0	0- 1	AWAY	0- 0	2- 2	2- 2			
0- 1	0- 1	0- 0	NEUTRAL	0- 0	0- 0	0- 0			
8- 8	0- 0	0- 0	CONFERENCE	1- 3	7- 5	5- 3			
6- 2	0- 0	0- 0	HOME	1- 1	5- 1	3- 1			
2- 6	0- 0	0- 0	AWAY	0- 2	2- 4	2- 2			
0- 0	0- 0	0- 0	NEUTRAL	0- 0	0- 0	0- 0			

RPI S	Opponent	Score	RPI S	Opponent	Score	RPI S	Opponent	Score	RPI S	Opponent	Score	Team's RPI: 198
23 N	Villanova	42 62	47 A	Minnesota	73 107	58 A	American	64 82	106 A	Bucknell I	52 59	
						58 H	American	44 60	106 H	Bucknell I	66 62	
						82 A	Navy	50 53	165 A	Army West Point	50 55	
						82 H	Navy	66 63	165 H	Army West Point	59 55	
									204 A	Boston U.	65 56	
									204 H	Boston U.	74 58	
									221 H	Lafayette	70 45	
									237 A	Holy Cross	49 54	
									242 H	La Salle	61 69	
									247 A	Loyola Maryland	64 67	
									247 H	Loyola Maryland	64 55	
									253 H	Fairfield	56 53	
									267 A	Cornell	62 57	
									269 A	Sacred Heart	55 65	
									276 A	Colgate	59 51	
									276 H	Colgate	48 54	
									285 A	LIU Brooklyn	69 72	
									287 H	Mt. St. Mary's	75 71	
									305 A	Monmouth	75 57	
									335 H	NJIT	64 50	
LAST 12 Division I GAMES:												
247 H	Loyola Maryland	64 55	82 A	Navy	50 53							
165 A	Army West Point	50 55	247 A	Loyola Maryland	64 67							
276 H	Colgate	48 54	165 H	Army West Point	59 55							
58 H	American	44 60	276 A	Colgate	59 51							
106 A	Bucknell I	52 59	58 A	American	64 82							
204 A	Boston U.	65 56	106 H	Bucknell I	66 62							

Non-Div I Games: Mansfield 77 47

Lehigh



Average RPI Win: 259	WON-LOST RECORD	WINNING PCT. RANK	LAST 10 GAMES	STRENGTH OF SCHEDULE	OPP. STRENGTH OF SCHEDULE	TEAM RPI	ADJ. RPI	CONF. RPI	ADJ. CONF. RPI
Average RPI Loss: 104									
DIV. I ONLY	16- 9	96	5- 2	139	288	89	89	27	27
DIV. I NON-CONF.	3- 7	254	0- 1	33	127	138	138	28	28
<hr/>									
TOTALS	RPI 1-25	RPI 26-50	W-L RECORDS	RPI 51-100	RPI 101-999	RPI 201+			
16- 9	0- 1	0- 2	OVERALL	0- 3	16- 3	13- 2			
8- 0	0- 0	0- 0	HOME	0- 0	8- 0	7- 0			
7- 7	0- 1	0- 1	AWAY	0- 2	7- 3	6- 2			
1- 2	0- 0	0- 1	NEUTRAL	0- 1	1- 0	0- 0			
3- 7	0- 1	0- 2	NON-CONFERENCE	0- 3	3- 1	2- 1			
1- 0	0- 0	0- 0	HOME	0- 0	1- 0	1- 0			
1- 5	0- 1	0- 1	AWAY	0- 2	1- 1	1- 1			
1- 2	0- 0	0- 1	NEUTRAL	0- 1	1- 0	0- 0			
13- 2	0- 0	0- 0	CONFERENCE	0- 0	13- 2	11- 1			
7- 0	0- 0	0- 0	HOME	0- 0	7- 0	6- 0			
6- 2	0- 0	0- 0	AWAY	0- 0	6- 2	5- 1			
0- 0	0- 0	0- 0	NEUTRAL	0- 0	0- 0	0- 0			

RPI S Opponent Score	RPI S Opponent Score	RPI S Opponent Score	RPI S Opponent Score
12 A Duke 51 68	35 N Northern Colo. 57 65	56 N Houston 68 75	153 A Radford 45 52
	39 A Michigan 50 74	72 A James Madison 47 58	153 H Radford 61 56
		80 A Drake 68 96	168 N Denver 82 69
			193 A High Point 65 42
			217 A UNC Asheville 41 48
			217 H UNC Asheville 53 48
			229 A Gardner-Webb 85 60
			229 H Gardner-Webb 59 41
			256 A Presbyterian 76 64
			256 H Presbyterian 63 55
			262 A Campbell 46 33
			262 H Campbell 60 42
			270 A Massachusetts 61 64
			281 A Old Dominion 63 55
			292 H Valparaiso 61 40
			313 H Charleston So. 63 53
			340 A Winthrop 73 53
			340 H Winthrop 63 37
			346 A Longwood 63 51
<hr/>			
Team's RPI: 89			
LAST 12 Division I GAMES:			
80 A Drake 68 96	256 H Presbyterian 63 55		
340 A Winthrop 73 53	193 A High Point 65 42		
217 H UNC Asheville 53 48	153 H Radford 61 56		
153 A Radford 45 52	346 A Longwood 63 51		
262 A Campbell 46 33	262 H Campbell 60 42		
229 H Gardner-Webb 59 41	217 A UNC Asheville 41 48		

Non-Div I Games: Shippensburg 105 43 Limestone 68 38

Liberty



Average RPI Win: 299	WON-LOST RECORD	WINNING PCT. RANK	LAST 10 GAMES	STRENGTH OF SCHEDULE	OPP. STRENGTH OF SCHEDULE	TEAM RPI	ADJ. RPI	CONF. RPI	ADJ CONF. RPI
Average RPI Loss: 147									
DIV. I ONLY	10- 18	251	4- 6	261	256	260	260	23	23
DIV. I NON-CONF.	4- 11	279	0- 0	260	273	279	279	21	21
-----									
TOTALS	RPI 1-25	RPI 26-50	W-L RECORDS	RPI 51-100	RPI 101-999	RPI 201+			
10- 18	0- 0	0- 1	OVERALL	0- 6	10- 11	10- 4			
5- 7	0- 0	0- 0	HOME	0- 4	5- 3	5- 1			
5- 11	0- 0	0- 1	AWAY	0- 2	5- 8	5- 3			
0- 0	0- 0	0- 0	NEUTRAL	0- 0	0- 0	0- 0			
4- 11	0- 0	0- 1	NON-CONFERENCE	0- 2	4- 8	4- 3			
2- 4	0- 0	0- 0	HOME	0- 2	2- 2	2- 1			
2- 7	0- 0	0- 1	AWAY	0- 0	2- 6	2- 2			
0- 0	0- 0	0- 0	NEUTRAL	0- 0	0- 0	0- 0			
6- 7	0- 0	0- 0	CONFERENCE	0- 4	6- 3	6- 1			
3- 3	0- 0	0- 0	HOME	0- 2	3- 1	3- 0			
3- 4	0- 0	0- 0	AWAY	0- 2	3- 2	3- 1			
0- 0	0- 0	0- 0	NEUTRAL	0- 0	0- 0	0- 0			

RPI 1-25	RPI 26-50	RPI 51-100	RPI 101+	Team's RPI: 260
RPI S Opponent Score	RPI S Opponent Score	RPI S Opponent Score	RPI S Opponent Score	Score
	40 A Ball St. 46 84	55 A FGCU 52 88	105 A Butler 58 70	
		55 H FGCU 54 68	113 A Middle Tenn. 48 72	
		66 H Belmont 59 91	131 A Saint Louis 57 101	
		87 H Alabama 51 73	133 A Vanderbilt 82 92	
		100 A Jacksonville 48 70	181 A Stetson 71 91	
		100 H Jacksonville 63 70	181 H Stetson 55 59	
			182 H Morehead St. 55 75	
			240 H Austin Peay 63 71	
			251 A North Florida 73 69	
			251 H North Florida 78 57	
			254 A Col. of Charleston 69 85	
			291 A USC Upstate 64 80	
			291 H USC Upstate 97 78	
			293 A Kennesaw St. 64 62	
			294 H Murray St. 65 64	
			312 A Tennessee Tech 61 57	
			313 A Charleston So. 58 54	
			318 H Alabama A&M 66 50	
			333 A Tennessee St. 64 71	
			335 A NJIT 74 58	
			335 H NJIT 66 58	
LAST 12 Division I GAMES:				
	181 A Stetson 71 91	291 H USC Upstate 97 78		
	55 A FGCU 52 88	335 A NJIT 74 58		
	100 H Jacksonville 63 70	55 H FGCU 54 68		
	251 H North Florida 78 57	181 H Stetson 55 59		
	291 A USC Upstate 64 80	251 A North Florida 73 69		
	335 H NJIT 66 58	100 A Jacksonville 48 70		

Non-Div I Games:

Lipscomb



Average RPI Win:	219	WON-LOST	WINNING	LAST 10	STRENGTH OF	OPP. STRENGTH	TEAM	ADJ.	CONF.	ADJ CONF.
Average RPI Loss:	97	RECORD	PCT. RANK	GAMES	SCHEDULE	OF SCHEDULE	RPI	RPI	RPI	RPI
DIV. I ONLY	17- 9	86	9- 1	166	131	103	103	22	22	
DIV. I NON-CONF.	3- 8	268	0- 0	38	4	198	198	23	23	
-----										
TOTALS	RPI 1-25	RPI 26-50	W-L RECORDS	RPI 51-100	RPI 101-999	RPI 201+				
17- 9	1- 2	0- 1	OVERALL	1- 2	15- 4	8- 0				
11- 3	1- 0	0- 1	HOME	1- 0	9- 2	4- 0				
6- 6	0- 2	0- 0	AWAY	0- 2	6- 2	4- 0				
0- 0	0- 0	0- 0	NEUTRAL	0- 0	0- 0	0- 0				
3- 8	1- 2	0- 1	NON-CONFERENCE	1- 2	1- 3	0- 0				
3- 3	1- 0	0- 1	HOME	1- 0	1- 2	0- 0				
0- 5	0- 2	0- 0	AWAY	0- 2	0- 1	0- 0				
0- 0	0- 0	0- 0	NEUTRAL	0- 0	0- 0	0- 0				
14- 1	0- 0	0- 0	CONFERENCE	0- 0	14- 1	8- 0				
8- 0	0- 0	0- 0	HOME	0- 0	8- 0	4- 0				
6- 1	0- 0	0- 0	AWAY	0- 0	6- 1	4- 0				
0- 0	0- 0	0- 0	NEUTRAL	0- 0	0- 0	0- 0				

RPI 1-25				RPI 26-50				RPI 51-100				RPI 101+ Team's RPI: 103			
RPI	S	Opponent	Score	RPI	S	Opponent	Score	RPI	S	Opponent	Score	RPI	S	Opponent	Score
3	A	Mississippi St.	48 86	27	H	LSU	37 56	91	A	Kansas St.	51 66	131	A	Saint Louis	45 48
20	A	Texas A&M	49 66					93	A	Rice	51 58	136	H	Texas St.	63 48
24	H	Oklahoma	68 56					97	H	Missouri St.	63 51	152	A	South Ala.	47 35
												161	A	Troy	70 76
												167	H	Louisiana Tech	49 58
												169	H	UT Arlington	59 57
												176	H	Louisiana	78 43
												177	H	Tulsa	61 74
												199	A	Arkansas St.	64 58
												199	H	Arkansas St.	53 43
												201	H	Memphis	86 57
												249	A	Coastal Caro.	51 49
												249	H	Coastal Caro.	53 44
												272	A	Appalachian St.	52 40
												310	A	Georgia St.	65 50
												310	H	Georgia St.	54 47
												325	A	Ga. Southern	64 34
												325	H	Ga. Southern	92 52
												337	H	La.-Monroe	57 37
-----															
LAST 12 Division I GAMES:															
249	H	Coastal Caro.	53 44	249	A	Coastal Caro.	51 49	272	A	Appalachian St.	52 40	199	H	Arkansas St.	53 43
199	A	Arkansas St.	64 58					199	H	Arkansas St.	53 43	136	H	Texas St.	63 48
161	A	Troy	70 76					169	H	UT Arlington	59 57	169	H	UT Arlington	59 57
152	A	South Ala.	47 35					325	A	Ga. Southern	64 34				
310	H	Georgia St.	54 47												
325	H	Ga. Southern	92 52												

Non-Div I Games:

Little Rock



Average RPI Win:	254	WON-LOST	WINNING	LAST 10	STRENGTH OF	OPP. STRENGTH	TEAM	ADJ.	CONF.	ADJ CONF.
Average RPI Loss:	190	RECORD	PCT. RANK	GAMES	SCHEDULE	OF SCHEDULE	RPI	RPI	RPI	RPI
DIV. I ONLY	5- 22	321	3- 7	223	262	303	303	21	21	
DIV. I NON-CONF.	2- 12	306	0- 0	267	287	325	325	20	20	
<hr/>										
TOTALS	RPI 1-25	RPI 26-50	W-L RECORDS	RPI 51-100	RPI 101-999	RPI 201+				
5- 22	0- 1	0- 1	OVERALL	0- 2	5- 18	4- 10				
1- 10	0- 1	0- 0	HOME	0- 1	1- 8	1- 4				
4- 10	0- 0	0- 0	AWAY	0- 0	4- 0	3- 0				
0- 2	0- 0	0- 0	NEUTRAL	0- 0	0- 2	0- 1				
2- 12	0- 1	0- 1	NON-CONFERENCE	0- 0	2- 10	2- 7				
0- 6	0- 1	0- 0	HOME	0- 0	0- 5	0- 4				
2- 4	0- 0	0- 1	AWAY	0- 0	2- 3	2- 2				
0- 2	0- 0	0- 0	NEUTRAL	0- 0	0- 2	0- 1				
3- 10	0- 0	0- 0	CONFERENCE	0- 2	3- 8	2- 3				
1- 4	0- 0	0- 0	HOME	0- 1	1- 3	1- 0				
2- 6	0- 0	0- 0	AWAY	0- 1	2- 5	1- 3				
0- 0	0- 0	0- 0	NEUTRAL	0- 0	0- 0	0- 0				

RPI 1-25				RPI 26-50				RPI 51-100				RPI 101+				Team's RPI: 303
RPI	S	Opponent	Score	RPI	S	Opponent	Score	RPI	S	Opponent	Score	RPI	S	Opponent	Score	
10	H	Tennessee	61 90	48	A	Southern Cal i forn i a	60 75	66	A	UC Davi s	49 79	143	H	Loyol a Marymount	69 84	
								66	H	UC Davi s	71 83	146	A	Cal Poly	61 70	
												146	H	Cal Poly	64 75	
												179	A	San Diego	40 74	
												180	N	Oral Roberts	58 64	
												195	A	UC Irvine	80 73	
												195	H	UC Irvine	81 100	
												197	A	UC Santa Barbara	44 51	
												197	H	UC Santa Barbara	74 90	
												216	A	CSUN	59 51	
												228	H	Montana St.	51 62	
												231	H	New Mexico St.	63 72	
												234	H	Pepperdine	71 83	
												235	A	Hawai i	66 74	
												239	A	UC Ri versi de	53 77	
												245	A	Montana	60 67	
												252	H	Ill i noi s St.	51 59	
												255	A	Grand Canyon	65 63	
												280	A	Arizona	80 72	
												282	N	VCU	59 69	
												324	A	Cal St. Fullerton	61 67	
												324	H	Cal St. Fullerton	67 47	
												335	A	NJIT	57 73	
LAST 12 Divi s i on I GAMES:																
195	A	UC Irvine	80 73	66	H	UC Davi s	71 83	146	H	Cal Poly	64 75					
324	H	Cal St. Fullerton	67 47	197	H	UC Santa Barbara	74 90	235	A	Hawai i	66 74					
66	A	UC Davi s	49 79	324	A	Cal St. Fullerton	61 67	239	A	UC Ri versi de	53 77					
146	A	Cal Poly	61 70													
216	A	CSUN	59 51													
195	H	UC Irvine	81 100													

Non-Di v I Games:

Long Beach St.



Average RPI Win: 280

Average RPI Loss: 241

WON-LOST  
RECORDWINNING  
PCT. RANKLAST 10  
GAMESSTRENGTH OF  
SCHEDULEOPP. STRENGTH  
OF SCHEDULETEAM  
RPIADJ.  
RPICONF.  
RPIADJ CONF.  
RPIDIV. I ONLY  
DIV. I NON-CONF.4- 21  
1- 9323  
3182- 8  
0- 0324  
342348  
348346  
349346  
34927  
2827  
28

TOTALS

RPI 1-25

RPI 26-50

W-L RECORDS

RPI 51-100

RPI 101-999

RPI 201+

4- 21

0- 0

0- 0

OVERALL

0- 1

4- 20

4- 14

3- 8

0- 0

0- 0

HOME

0- 1

3- 7

3- 5

1- 13

0- 0

0- 0

AWAY

0- 0

1- 1

1- 0

0- 0

0- 0

0- 0

NEUTRAL

0- 0

0- 0

0- 0

1- 9

0- 0

0- 0

NON-CONFERENCE

0- 0

1- 9

1- 7

1- 3

0- 0

0- 0

HOME

0- 0

1- 3

1- 3

0- 6

0- 0

0- 0

AWAY

0- 0

0- 6

0- 4

0- 0

0- 0

0- 0

NEUTRAL

0- 0

0- 0

0- 0

3- 12

0- 0

0- 0

CONFERENCE

0- 1

3- 11

3- 7

2- 5

0- 0

0- 0

HOME

0- 1

2- 4

2- 2

1- 7

0- 0

0- 0

AWAY

0- 0

1- 7

1- 5

0- 0

0- 0

0- 0

NEUTRAL

0- 0

0- 0

0- 0

RPI 1-25

RPI 26-50

RPI 51-100

RPI 101+

Team's RPI: 346

RPI S Opponent Score

RPI S Opponent Score

RPI S Opponent Score

RPI S Opponent Score

RPI S Opponent Score

RPI S Opponent Score

RPI S Opponent Score

RPI S Opponent Score

RPI S Opponent Score

RPI S Opponent Score

RPI S Opponent Score

RPI S Opponent Score

RPI S Opponent Score

RPI S Opponent Score

RPI S Opponent Score

RPI S Opponent Score

RPI S Opponent Score

RPI S Opponent Score

RPI S Opponent Score

RPI S Opponent Score

RPI S Opponent Score

RPI S Opponent Score

RPI S Opponent Score

RPI S Opponent Score

RPI S Opponent Score

RPI S Opponent Score

RPI S Opponent Score

RPI S Opponent Score

RPI S Opponent Score

RPI S Opponent Score

RPI S Opponent Score

RPI S Opponent Score

RPI S Opponent Score

RPI S Opponent Score

RPI S Opponent Score

RPI S Opponent Score

RPI S Opponent Score

RPI S Opponent Score

RPI S Opponent Score

RPI S Opponent Score

RPI S Opponent Score

RPI S Opponent Score

RPI S Opponent Score

RPI S Opponent Score

RPI S Opponent Score

RPI S Opponent Score

RPI S Opponent Score

RPI S Opponent Score

RPI S Opponent Score

RPI S Opponent Score

RPI S Opponent Score

RPI S Opponent Score

RPI S Opponent Score

RPI S Opponent Score

RPI S Opponent Score

RPI S Opponent Score

RPI S Opponent Score

RPI S Opponent Score

RPI S Opponent Score

RPI S Opponent Score

RPI S Opponent Score

RPI S Opponent Score

RPI S Opponent Score

RPI S Opponent Score

RPI S Opponent Score

RPI S Opponent Score

RPI S Opponent Score

RPI S Opponent Score

RPI S Opponent Score

RPI S Opponent Score

RPI S Opponent Score

RPI S Opponent Score

RPI S Opponent Score

RPI S Opponent Score

RPI S Opponent Score

RPI S Opponent Score

RPI S Opponent Score

RPI S Opponent Score

RPI S Opponent Score

RPI S Opponent Score

RPI S Opponent Score

RPI S Opponent Score

RPI S Opponent Score

RPI S Opponent Score

RPI S Opponent Score

RPI S Opponent Score

RPI S Opponent Score

RPI S Opponent Score

RPI S Opponent Score

RPI S Opponent Score

RPI S Opponent Score

RPI S Opponent Score

RPI S Opponent Score

RPI S Opponent Score

RPI S Opponent Score

RPI S Opponent Score

RPI S Opponent Score

RPI S Opponent Score

RPI S Opponent Score

RPI S Opponent Score

RPI S Opponent Score

RPI S Opponent Score

RPI S Opponent Score

RPI S Opponent Score

RPI S Opponent Score

RPI S Opponent Score

RPI S Opponent Score

RPI S Opponent Score

RPI S Opponent Score

RPI S Opponent Score

RPI S Opponent Score

RPI S Opponent Score

RPI S Opponent Score

RPI S Opponent Score

RPI S Opponent Score

RPI S Opponent Score

RPI S Opponent Score

RPI S Opponent Score

RPI S Opponent Score

RPI S Opponent Score

RPI S Opponent Score

RPI S Opponent Score

RPI S Opponent Score

RPI S Opponent Score

RPI S Opponent Score

RPI S Opponent Score

RPI S Opponent Score

RPI S Opponent Score

RPI S Opponent Score

RPI S Opponent Score

RPI S Opponent Score

RPI S Opponent Score

RPI S Opponent Score

RPI S Opponent Score

RPI S Opponent Score

RPI S Opponent Score

RPI S Opponent Score

RPI S Opponent Score

RPI S Opponent Score

RPI S Opponent Score

RPI S Opponent Score

RPI S Opponent Score

RPI S Opponent Score

RPI S Opponent Score

RPI S Opponent Score

RPI S Opponent Score

RPI S Opponent Score

RPI S Opponent Score

RPI S Opponent Score

RPI S Opponent Score

RPI S Opponent Score

RPI S Opponent Score

RPI S Opponent Score

RPI S Opponent Score

RPI S Opponent Score

RPI S Opponent Score

RPI S Opponent Score

RPI S Opponent Score

RPI S Opponent Score

RPI S Opponent Score

Longwood

Longwood

LAST 12 Division I GAMES:

153 A Radford 39 81  
262 H Campbell 57 50  
229 A Gardner-Webb 41 52  
256 A Presbyterian 75 60  
193 H High Point 39 75  
313 H Charleston So. 61 78340 A Winthrop 60 69  
262 A Campbell 48 58  
89 H Liberty 51 63  
193 A High Point 41 62  
153 H Radford 33 52  
217 A UNC Asheville 52 82102 A George Mason 41 60  
153 A Radford 39 81  
153 H Radford 33 52  
193 A High Point 41 62  
193 H High Point 39 75  
200 A Eastern Mich. 44 73  
211 H Norfolk St. 45 64  
217 A UNC Asheville 52 82  
229 A Gardner-Webb 41 52  
229 H Gardner-Webb 54 61  
256 A Presbyterian 75 60  
256 H Presbyterian 66 56  
262 A Campbell 48 58  
262 H Campbell 57 50  
268 H Fairleigh Dickinson 52 72  
292 H Valparaiso 68 81  
313 A Charleston So. 57 73  
313 H Charleston So. 61 78  
316 A Marshall 45 90  
330 A N.C. Central 75 87  
332 A Delaware St. 56 60  
334 A Wagner 43 60  
340 A Winthrop 60 69  
344 H UMass Lowell 84 82

Non-Div I Games:

Milligan

66 56

Longwood

Loss, Non-Conf, S Site, H Home A Away N Neutral



Average RPI Win:	270	WON-LOST	WINNING	LAST 10	STRENGTH OF	OPP. STRENGTH	TEAM	ADJ.	CONF.	ADJ CONF.
Average RPI Loss:	106	RECORD	PCT. RANK	GAMES	SCHEDULE	OF SCHEDULE	RPI	RPI	RPI	RPI
DIV. I ONLY	13- 13	171	4- 6	170	224	176	176	22	22	
DIV. I NON-CONF.	5- 6	187	0- 0	89	113	142	142	23	23	
-----										
TOTALS	RPI 1-25	RPI 26-50	W-L RECORDS	RPI 51-100	RPI 101-999	RPI 201+				
13- 13	0- 2	0- 1	OVERALL	0- 1	13- 9	11- 0				
6- 5	0- 0	0- 0	HOME	0- 0	6- 5	6- 0				
6- 6	0- 1	0- 0	AWAY	0- 1	6- 1	4- 0				
1- 2	0- 1	0- 0	NEUTRAL	0- 0	1- 1	1- 0				
5- 6	0- 2	0- 1	NON-CONFERENCE	0- 1	5- 2	5- 0				
3- 1	0- 0	0- 0	HOME	0- 0	3- 1	3- 0				
1- 3	0- 1	0- 1	AWAY	0- 1	1- 0	1- 0				
1- 2	0- 1	0- 0	NEUTRAL	0- 0	1- 1	1- 0				
8- 7	0- 0	0- 0	CONFERENCE	0- 0	8- 7	6- 0				
3- 4	0- 0	0- 0	HOME	0- 0	3- 4	3- 0				
5- 3	0- 0	0- 0	AWAY	0- 0	5- 3	3- 0				
0- 0	0- 0	0- 0	NEUTRAL	0- 0	0- 0	0- 0				

RPI 1-25				RPI 26-50				RPI 51-100				RPI 101+ Team's RPI: 176			
RPI	S	Opponent	Score	RPI	S	Opponent	Score	RPI	S	Opponent	Score	RPI	S	Opponent	Score
3	N	Mississippi St.	37 94	27	A	LSU	45 60	63	A	Toledo	55 79	101	H	Auburn	60 70
20	A	Texas A&M	62 83									103	A	Little Rock	43 78
												107	N	Cleveland St.	45 54
												136	A	Texas St.	65 58
												136	H	Texas St.	53 56
												152	H	South Ala.	57 72
												161	A	Troy	53 72
												161	H	Troy	55 62
												169	A	UT Arlington	61 63
												169	H	UT Arlington	34 38
												199	A	Arkansas St.	77 75
												227	H	New Orleans	66 57
												248	N	Niagara	68 52
												249	H	Coastal Caro.	59 55
												272	H	Appalachian St.	61 45
												279	H	McNeese	98 86
												290	A	Southeastern La.	68 56
												295	H	Alcorn	67 47
												310	A	Georgia St.	75 60
												325	A	Ga. Southern	58 48
												337	A	La.-Monroe	76 48
												337	H	La.-Monroe	63 55
LAST 12 Division I GAMES:															
161	A	Troy	53 72	161	H	Troy	55 62								
169	H	UT Arlington	34 38	152	H	South Ala.	57 72								
136	H	Texas St.	53 56	136	A	Texas St.	65 58								
325	A	Ga. Southern	58 48	169	A	UT Arlington	61 63								
310	A	Georgia St.	75 60	337	H	La.-Monroe	63 55								
337	A	La.-Monroe	76 48	249	H	Coastal Caro.	59 55								

Non-Div I Games: Dillard

53

60

Louisiana



Average RPI Win:	220	WON-LOST	WINNING	LAST 10	STRENGTH OF	OPP. STRENGTH	TEAM	ADJ.	CONF.	ADJ CONF.
Average RPI Loss:	152	RECORD	PCT. RANK	GAMES	SCHEDULE	OF SCHEDULE	RPI	RPI	RPI	RPI

DIV. I ONLY	16- 10	109	5- 5	236	187	167	167	18	18
DIV. I NON-CONF.	8- 4	87	0- 0	295	160	180	180	19	19
-----									
TOTALS	RPI 1-25	RPI 26-50	W-L RECORDS	RPI 51-100	RPI 101-999	RPI 201+			
16- 10	0- 1	0- 1	OVERALL	2- 1	14- 7	10- 4			
11- 4	0- 0	0- 1	HOME	1- 1	10- 2	9- 0			
4- 5	0- 1	0- 0	AWAY	0- 0	4- 4	1- 3			
1- 1	0- 0	0- 0	NEUTRAL	1- 0	0- 1	0- 1			
8- 4	0- 1	0- 0	NON-CONFERENCE	1- 0	7- 3	5- 1			
6- 1	0- 0	0- 0	HOME	0- 0	6- 1	5- 0			
1- 2	0- 1	0- 0	AWAY	0- 0	1- 1	0- 0			
1- 1	0- 0	0- 0	NEUTRAL	1- 0	0- 1	0- 1			
8- 6	0- 0	0- 1	CONFERENCE	1- 1	7- 4	5- 3			
5- 3	0- 0	0- 1	HOME	1- 1	4- 1	4- 0			
3- 3	0- 0	0- 0	AWAY	0- 0	3- 3	1- 3			
0- 0	0- 0	0- 0	NEUTRAL	0- 0	0- 0	0- 0			

RPI 1-25				RPI 26-50				RPI 51-100				RPI 101+ Team's RPI: 167			
RPI	S	Opponent	Score	RPI	S	Opponent	Score	RPI	S	Opponent	Score	RPI	S	Opponent	Score
11	A	Texas	54 88	45	H	Western Ky.	64 74	77	H	UAB	61 66	101	A	Auburn	59 75
								84	N	Penn St.	71 59	103	A	Little Rock	58 49
								93	H	Rice	75 55	113	A	Middle Tenn.	66 49
												138	H	Charlotte	51 64
												154	H	Clemson	47 55
												166	A	UTEP	65 62
												201	H	Memphis	65 40
												203	A	Southern Miss.	50 65
												203	H	Southern Miss.	89 57
												209	H	North Texas	61 53
												226	H	Grambling	64 53
												233	A	Fla. Atlantic	72 86
												248	N	Niagara	67 73
												279	H	McNeese	78 62
												281	H	Old Dominion	59 45
												295	H	Alcorn	87 50
												297	H	UTSA	63 55
												307	A	FIU	54 57
												316	A	Marshall	74 65
												322	H	Houston Baptist	85 62
												337	H	La. -Monroe	71 49
LAST 12 Division I GAMES:															
203	H	Southern Miss.	89 57	45	H	Western Ky.	64 74	281	H	Old Dominion	59 45				
138	H	Charlotte	51 64	233	A	Fla. Atlantic	72 86	307	A	FIU	54 57				
166	A	UTEP	65 62	316	A	Marshall	74 65	203	A	Southern Miss.	50 65				
93	H	Rice	75 55												
77	H	UAB	61 66												
113	A	Middle Tenn.	66 49												

Non-Div I Games: LSU-Alexandria 87 47



Average RPI Win:	104	WON-LOST	WINNING	LAST 10	STRENGTH OF	OPP. STRENGTH	TEAM	ADJ.	CONF.	ADJ CONF.
Average RPI Loss:	5	RECORD	PCT. RANK	GAMES	SCHEDULE	OF SCHEDULE	RPI	RPI	RPI	RPI
DIV. I ONLY	28- 2	4	8- 2	21	1	4	4	1	1	
DIV. I NON-CONF.	14- 1	5	0- 1	69	9	7	7	1	1	
<hr/>										
TOTALS	RPI 1-25	RPI 26-50	W-L RECORDS	RPI 51-100	RPI 101-999	RPI 201+				
28- 2	5- 2	6- 0	OVERALL	6- 0	11- 0	4- 0				
15- 1	3- 1	2- 0	HOME	3- 0	7- 0	3- 0				
13- 1	2- 1	4- 0	AWAY	3- 0	4- 0	1- 0				
0- 0	0- 0	0- 0	NEUTRAL	0- 0	0- 0	0- 0				
14- 1	2- 1	2- 0	NON-CONFERENCE	3- 0	7- 0	4- 0				
9- 0	1- 0	1- 0	HOME	1- 0	6- 0	3- 0				
5- 1	1- 1	1- 0	AWAY	2- 0	1- 0	1- 0				
0- 0	0- 0	0- 0	NEUTRAL	0- 0	0- 0	0- 0				
14- 1	3- 1	4- 0	CONFERENCE	3- 0	4- 0	0- 0				
6- 1	2- 1	1- 0	HOME	2- 0	1- 0	0- 0				
8- 0	1- 0	3- 0	AWAY	1- 0	3- 0	0- 0				
0- 0	0- 0	0- 0	NEUTRAL	0- 0	0- 0	0- 0				

RPI	S	Opponent	Score	RPI	S	Opponent	Score	RPI	S	Opponent	Score	RPI	S	Opponent	Score
1	H	Notre Dame	100 67	29	A	Syracuse	84 77	51	A	Indiana	72 59	113	H	Middle Tenn.	80 26
2	A	UConn	58 69	32	A	South Dakota St.	68 64	61	A	Georgia Tech	74 71	116	A	North Carolina	67 57
6	A	Ohio St.	95 90	34	A	Virginia	77 41	63	H	Toledo	90 55	133	H	Vanderbilt	79 57
7	H	Florida St.	49 50	34	H	Virginia	51 39	75	H	Virginia Tech	67 56	154	H	Clemson	65 46
8	H	Oregon	74 61	39	H	Michigan	74 49	92	A	Kentucky	87 63	174	A	Pittsburgh	77 51
12	H	Duke	66 60	50	A	Miami (FL)	84 74	95	H	Wake Forest	89 52	191	A	Boston College	87 52
21	A	NC State	55 47									194	H	UT Martin	91 56
												214	H	Southeast Mo. St.	80 40
												294	H	Murray St.	115 51
												298	A	Air Force	62 50
												333	H	Tennessee St.	95 56
<hr/>															
LAST 12 Division I GAMES:															
34	H	Virginia	51 39	34	A	Virginia	77 41	95	H	Wake Forest	89 52				
116	A	North Carolina	67 57	50	A	Miami (FL)	84 74	7	H	Florida St.	49 50				
191	A	Boston College	87 52	2	A	UConn	58 69	174	A	Pittsburgh	77 51				
2	A	UConn	58 69	154	H	Clemson	65 46	1	H	Notre Dame	100 67				
29	A	Syracuse	84 77												

Non-Div I Games:

Louisville



Average RPI Win:	285	WON-LOST	WINNING	LAST 10	STRENGTH OF	OPP. STRENGTH	TEAM	ADJ.	CONF.	ADJ CONF.
Average RPI Loss:	156	RECORD	PCT. RANK	GAMES	SCHEDULE	OF SCHEDULE	RPI	RPI	RPI	RPI
DIV. I ONLY	6- 19	302	3- 7	259	201	304	304	24	24	
DIV. I NON-CONF.	2- 9	295	0- 0	242	78	286	286	22	22	
-----										
TOTALS	RPI 1-25	RPI 26-50	W-L RECORDS	RPI 51-100	RPI 101-999	RPI 201+				
6- 19	0- 1	0- 2	OVERALL	0- 4	6- 12	5- 6				
4- 7	0- 1	0- 0	HOME	0- 1	4- 5	3- 3				
2- 12	0- 0	0- 2	AWAY	0- 3	2- 7	2- 3				
0- 0	0- 0	0- 0	NEUTRAL	0- 0	0- 0	0- 0				
2- 9	0- 1	0- 2	NON-CONFERENCE	0- 1	2- 5	2- 1				
1- 3	0- 1	0- 0	HOME	0- 0	1- 2	1- 0				
1- 6	0- 0	0- 2	AWAY	0- 1	1- 3	1- 1				
0- 0	0- 0	0- 0	NEUTRAL	0- 0	0- 0	0- 0				
4- 10	0- 0	0- 0	CONFERENCE	0- 3	4- 7	3- 5				
3- 4	0- 0	0- 0	HOME	0- 1	3- 3	2- 3				
1- 6	0- 0	0- 0	AWAY	0- 2	1- 4	1- 2				
0- 0	0- 0	0- 0	NEUTRAL	0- 0	0- 0	0- 0				

RPI 1-25				RPI 26-50				RPI 51-100				RPI 101+ Team's RPI: 304			
RPI	S	Opponent	Score	RPI	S	Opponent	Score	RPI	S	Opponent	Score	RPI	S	Opponent	Score
16	H	Green Bay	39 76	28	A	DePaul	47 88	80	A	Drake	46 72	105	A	Butler	52 64
				30	A	Marquette	30 92	96	A	Milwaukee	41 63	110	H	Western Mich.	47 65
								97	A	Missouri St.	36 75	127	A	Northern Ill.	71 80
								97	H	Missouri St.	58 69	147	A	UNI	41 70
												163	A	Southern Ill.	46 62
												163	H	Southern Ill.	62 53
												170	H	Youngstown St.	49 73
												252	A	Illinois St.	49 57
												252	H	Illinois St.	62 59
												264	H	Indiana St.	65 73
												273	A	Bradley	71 61
												273	H	Bradley	57 59
												292	A	Valparaiso	60 76
												292	H	Valparaiso	53 63
												327	H	Ill.-Chicago	57 55
												329	A	Fort Wayne	70 79
												345	A	Chicago St.	46 28
												349	H	Evansville	82 63
LAST 12 Division I GAMES:															
163	H	Southern Ill.	62 53	264	H	Indiana St.	65 73								
97	H	Missouri St.	58 69	97	A	Missouri St.	36 75								
292	H	Valparaiso	53 63	163	A	Southern Ill.	46 62								
273	A	Bradley	71 61	292	A	Valparaiso	60 76								
252	A	Illinois St.	49 57	252	H	Illinois St.	62 59								
349	H	Evansville	82 63	273	H	Bradley	57 59								

Non-Div I Games:

Loyola Chicago



Average RPI Win:	219	WON-LOST	WINNING	LAST 10	STRENGTH OF	OPP. STRENGTH	TEAM	ADJ.	CONF.	ADJ CONF.
Average RPI Loss:	157	RECORD	PCT. RANK	GAMES	SCHEDULE	OF SCHEDULE	RPI	RPI	RPI	RPI
DIV. I ONLY	7- 20	294	4- 6	128	214	247	247	15	15	
DIV. I NON-CONF.	2- 9	295	0- 0	116	274	265	265	18	18	
-----										
TOTALS	RPI 1-25	RPI 26-50	W-L RECORDS	RPI 51-100	RPI 101-999	RPI 201+				
7- 20	0- 1	0- 1	OVERALL	0- 3	7- 15	5- 7				
4- 7	0- 0	0- 0	HOME	0- 1	4- 6	3- 2				
3- 13	0- 1	0- 1	AWAY	0- 2	3- 9	2- 5				
0- 0	0- 0	0- 0	NEUTRAL	0- 0	0- 0	0- 0				
2- 9	0- 1	0- 1	NON-CONFERENCE	0- 0	2- 7	2- 3				
1- 3	0- 0	0- 0	HOME	0- 0	1- 3	1- 1				
1- 6	0- 1	0- 1	AWAY	0- 0	1- 4	1- 2				
0- 0	0- 0	0- 0	NEUTRAL	0- 0	0- 0	0- 0				
5- 11	0- 0	0- 0	CONFERENCE	0- 3	5- 8	3- 4				
3- 4	0- 0	0- 0	HOME	0- 1	3- 3	2- 1				
2- 7	0- 0	0- 0	AWAY	0- 2	2- 5	1- 3				
0- 0	0- 0	0- 0	NEUTRAL	0- 0	0- 0	0- 0				

RPI 1-25				RPI 26-50				RPI 51-100				RPI 101+ Team's RPI: 247			
RPI	S	Opponent	Score	RPI	S	Opponent	Score	RPI	S	Opponent	Score	RPI	S	Opponent	Score
22	A	Maryl and	45 114	30	A	Marquette	63 83	58	A	Ameri can	56 69	102	H	George Mason	72 80
								58	H	Ameri can	58 71	106	A	Bucknel I	68 65
								82	A	Navy	44 73	106	H	Bucknel I	69 74
												121	H	Georgetown	54 72
												128	A	Del aware	38 71
												151	A	William & Mary	49 70
												165	A	Army West Point	47 62
												165	H	Army West Point	62 69
												198	A	Lehi gh	55 64
												198	H	Lehi gh	67 64
												204	A	Boston U.	56 75
												211	A	Norfol k St.	61 58
												221	A	Lafayette	54 65
												221	H	Lafayette	64 73
												237	A	Holy Cross	65 58
												237	H	Holy Cross	77 60
												266	A	St. Franci s Brookl yn	47 64
												267	H	Cornel I	78 63
												271	H	Towson	67 76
												276	A	Col gate	60 71
												276	H	Col gate	70 55
												287	A	Mt. St. Mary' s	63 71
-----															
LAST 12 Division I GAMES:															
198	A	Lehi gh	55 64	165	A	Army West Point	47 62								
276	A	Col gate	60 71	198	H	Lehi gh	67 64								
106	H	Bucknel I	69 74	276	H	Col gate	70 55								
221	H	Lafayette	64 73	106	A	Bucknel I	68 65								
58	A	Ameri can	56 69	221	A	Lafayette	54 65								
237	A	Holy Cross	65 58	58	H	Ameri can	58 71								

Non-Div I Games:

Loyola Maryl and



Average RPI Win: 207

Average RPI Loss: 141

WON-LOST  
RECORDWINNING  
PCT. RANKLAST 10  
GAMESSTRENGTH OF  
SCHEDULEOPP. STRENGTH  
OF SCHEDULETEAM  
RPIADJ.  
RPICONF.  
RPIADJ CONF.  
RPI

DIV. I ONLY	17- 10	102	7- 3	243	118	143	143	14	14
DIV. I NON-CONF.	7- 3	74	0- 0	300	104	159	159	12	12
TOTALS	RPI 1-25	RPI 26-50	W-L RECORDS	RPI 51-100	RPI 101-999	RPI 201+			
17- 10	0- 0	0- 3	OVERALL	3- 0	14- 7	8- 3			
10- 5	0- 0	0- 2	HOME	2- 0	8- 3	4- 1			
7- 5	0- 0	0- 1	AWAY	1- 0	6- 4	4- 2			
0- 0	0- 0	0- 0	NEUTRAL	0- 0	0- 0	0- 0			
7- 3	0- 0	0- 1	NON-CONFERENCE	1- 0	6- 2	3- 2			
4- 2	0- 0	0- 1	HOME	1- 0	3- 1	1- 1			
3- 1	0- 0	0- 0	AWAY	0- 0	3- 1	2- 1			
0- 0	0- 0	0- 0	NEUTRAL	0- 0	0- 0	0- 0			
10- 7	0- 0	0- 2	CONFERENCE	2- 0	8- 5	5- 1			
6- 3	0- 0	0- 1	HOME	1- 0	5- 2	3- 0			
4- 4	0- 0	0- 1	AWAY	1- 0	3- 3	2- 1			
0- 0	0- 0	0- 0	NEUTRAL	0- 0	0- 0	0- 0			

RPI	S	Opponent	Score	RPI	S	Opponent	Score	RPI	S	Opponent	Score	RPI	S	Opponent	Score
44	A	Gonzaga	67 77	76	A	Saint Mary's (CA)	75 65	131	A	Saint Louis	62 60	144	A	San Francisco	60 78
44	H	Gonzaga	69 75	76	H	Saint Mary's (CA)	69 57	144	H	San Francisco	65 60	148	A	BYU	52 62
48	H	Southern California	70 80	85	H	Miami (OH)	84 71	148	H	BYU	55 67	179	A	San Diego	67 53
Team's RPI: 143															
LAST 12 Division I GAMES:															
283	H	Santa Clara	64 45	148	A	BYU	52 62	234	H	Pepperdine	75 60	317	A	Portland	63 60
144	H	San Francisco	65 60	179	A	San Diego	67 53	148	H	BYU	55 67	317	H	Portland	76 55
44	H	Gonzaga	69 75	234	H	Pepperdine	75 60	280	H	Arizona	84 70				
234	A	Pepperdine	74 85	317	A	Portland	63 60	283	A	Santa Clara	65 51				
76	A	Saint Mary's (CA)	75 65	148	H	BYU	55 67	283	H	Santa Clara	64 45				
317	H	Portland	76 55	179	H	San Diego	54 60	303	A	Long Beach St.	84 69				

Non-Div I Games: Cal St. Dom. Hills 84 52

Loyola Marymount



Average RPI Win: 227

Average RPI Loss: 74

WON-LOST  
RECORDWINNING  
PCT. RANKLAST 10  
GAMESSTRENGTH OF  
SCHEDULEOPP. STRENGTH  
OF SCHEDULETEAM  
RPIADJ.  
RPICONF.  
RPIADJ CONF.  
RPIDIV. I ONLY  
DIV. I NON-CONF.17- 9  
5- 686  
1879- 1  
0- 0144  
50148  
581  
7381  
7320  
2420  
24

TOTALS

RPI 1-25

RPI 26-50

W-L RECORDS

RPI 51-100

RPI 101-999

RPI 201+

17- 9

0- 3

0- 1

OVERALL

2- 2

15- 3

8- 0

8- 2

0- 0

0- 0

HOME

1- 0

7- 2

4- 0

8- 7

0- 3

0- 1

AWAY

1- 2

7- 1

3- 0

1- 0

0- 0

0- 0

NEUTRAL

0- 0

1- 0

1- 0

5- 6

0- 3

0- 1

NON-CONFERENCE

2- 1

3- 1

2- 0

2- 1

0- 0

0- 0

HOME

1- 0

1- 1

1- 0

2- 5

0- 3

0- 1

AWAY

1- 1

1- 0

0- 0

1- 0

0- 0

0- 0

NEUTRAL

0- 0

1- 0

1- 0

12- 3

0- 0

0- 0

CONFERENCE

0- 1

12- 2

6- 0

6- 1

0- 0

0- 0

HOME

0- 0

6- 1

3- 0

6- 2

0- 0

0- 0

AWAY

0- 1

6- 1

3- 0

0- 0

0- 0

0- 0

NEUTRAL

0- 0

0- 0

0- 0

RPI 1-25

RPI 26-50

RPI 51-100 Team's RPI: 81

RPI 101+

RPI	S	Opponent	Score
3	A	Mississippi St.	43 83
6	A	Ohio St.	70 83
12	A	Duke	39 69

RPI	S	Opponent	Score
50	A	Miami (FL)	70 80

RPI	S	Opponent	Score
63	A	Toledo	64 65
73	H	Harvard	76 51
79	A	Albany (NY)	54 68
90	A	Dartmouth	64 51

RPI	S	Opponent	Score
117	H	Tulane	34 42
150	A	Binghamton	61 38
150	H	Binghamton	62 66
155	A	Hartford	59 44
155	H	Hartford	59 56
184	A	New Hampshire	56 46
184	H	New Hampshire	77 46
186	A	Stony Brook	68 76
186	H	Stony Brook	64 56
191	A	Boston College	61 40
286	H	Bryant	70 68
289	A	Vermont	79 47
289	H	Vermont	64 55
293	N	Kennesaw St.	75 39
321	A	UMBC	64 50
321	H	UMBC	69 36
344	A	UMass Lowell	69 51
344	H	UMass Lowell	70 65

LAST 12 Division I GAMES:

289	A	Vermont	79 47	344	A	UMass Lowell	69 51
344	H	UMass Lowell	70 65	321	H	UMBC	69 36
186	A	Stony Brook	68 76	184	A	New Hampshire	56 46
184	H	New Hampshire	77 46	155	A	Hartford	59 44
155	H	Hartford	59 56	289	H	Vermont	64 55
150	A	Binghamton	61 38	79	A	Albany (NY)	54 68

Non-Div I Games:

Maine Maritime

89 49

Me.-Fort Kent

100 40

Maine



Average RPI Win:	296	WON-LOST	WINNING	LAST 10	STRENGTH OF	OPP. STRENGTH	TEAM	ADJ.	CONF.	ADJ CONF.
Average RPI Loss:	163	RECORD	PCT. RANK	GAMES	SCHEDULE	OF SCHEDULE	RPI	RPI	RPI	RPI
DIV. I ONLY	11- 16	225	5- 5	280	272	257	257	28	28	
DIV. I NON-CONF.	3- 8	268	0- 0	109	209	223	223	25	25	
-----										
TOTALS	RPI 1-25	RPI 26-50	W-L RECORDS	RPI 51-100	RPI 101-999	RPI 201+				
11- 16	0- 0	0- 3	OVERALL	0- 3	11- 10	11- 5				
7- 4	0- 0	0- 1	HOME	0- 2	7- 1	7- 0				
3- 12	0- 0	0- 2	AWAY	0- 1	3- 9	3- 5				
1- 0	0- 0	0- 0	NEUTRAL	0- 0	1- 0	1- 0				
3- 8	0- 0	0- 2	NON-CONFERENCE	0- 3	3- 3	3- 1				
1- 2	0- 0	0- 0	HOME	0- 2	1- 0	1- 0				
1- 6	0- 0	0- 2	AWAY	0- 1	1- 3	1- 1				
1- 0	0- 0	0- 0	NEUTRAL	0- 0	1- 0	1- 0				
8- 8	0- 0	0- 1	CONFERENCE	0- 0	8- 7	8- 4				
6- 2	0- 0	0- 1	HOME	0- 0	6- 1	6- 0				
2- 6	0- 0	0- 0	AWAY	0- 0	2- 6	2- 4				
0- 0	0- 0	0- 0	NEUTRAL	0- 0	0- 0	0- 0				

RPI 1-25				RPI 26-50				RPI 51-100				RPI 101+ Team's RPI: 257			
RPI	S	Opponent	Score	RPI	S	Opponent	Score	RPI	S	Opponent	Score	RPI	S	Opponent	Score
				34	A	Vi rgi ni a	47 69	60	H	Fordham	48 54	160	A	Marist	40 65
				37	A	Cal i forni a	66 87	79	H	Al bany (NY)	56 62	184	A	New Hampshi re	55 68
				41	H	Qui nni pi ac	64 80	84	A	Penn St.	46 78	186	A	Stony Brook	59 74
												196	A	Si ena	51 56
												196	H	Si ena	54 56
												248	A	Ni agara	64 65
												248	H	Ni agara	82 64
												253	A	Fai rfi el d	52 55
												253	H	Fai rfi el d	55 44
												266	H	St. Franci s Brookl yn	57 54
												269	A	Sacred Heart	61 65
												275	A	Ri der	51 67
												284	A	Can i si us	59 56
												284	H	Can i si us	58 39
												285	A	LIU Brookl yn	72 38
												305	A	Monmouth	59 63
												305	H	Monmouth	63 53
												311	N	Coppi n St.	74 56
												336	A	I ona	57 48
												336	H	I ona	67 63
												348	H	Sai nt Peter' s	76 64
LAST 12 Division I GAMES:															
				336	A	I ona	57 48	275	A	Ri der	51 67				
				196	H	Si ena	54 56	305	H	Monmouth	63 53				
				305	A	Monmouth	59 63	196	A	Si ena	51 56				
				253	H	Fai rfi el d	55 44	336	H	I ona	67 63				
				248	H	Ni agara	82 64	248	A	Ni agara	64 65				
				253	A	Fai rfi el d	52 55	284	A	Can i si us	59 56				

Non-Div I Games:

Manhattan



M  
a  
r  
i  
s  
t

M  
a  
r  
i  
s  
t

Mari st

Page 157



Average RPI Win: 143		WON-LOST	WINNING	LAST 10	STRENGTH OF		OPP. STRENGTH	TEAM	ADJ.	CONF.	ADJ CONF.
Average RPI Loss: 44		RECORD	PCT. RANK	GAMES	SCHEDULE		OF SCHEDULE	RPI	RPI	RPI	RPI
DIV. I ONLY		19- 8	66	7- 3	38		50	30	30	6	6
DIV. I NON-CONF.		6- 5	153	0- 0	36		40	61	61	6	6
-----											
TOTALS		RPI 1-25		RPI 26-50	W-L RECORDS		RPI 51-100	RPI 101-999		RPI 201+	
19- 8		2- 3		2- 3	OVERALL		2- 1	13- 1		7- 0	
12- 1		1- 0		1- 1	HOME		1- 0	9- 0		4- 0	
6- 6		1- 2		1- 2	AWAY		1- 1	3- 1		2- 0	
1- 1		0- 1		0- 0	NEUTRAL		0- 0	1- 0		1- 0	
6- 5		0- 3		0- 1	NON-CONFERENCE		1- 1	5- 0		3- 0	
4- 0		0- 0		0- 0	HOME		0- 0	4- 0		2- 0	
1- 4		0- 2		0- 1	AWAY		1- 1	0- 0		0- 0	
1- 1		0- 1		0- 0	NEUTRAL		0- 0	1- 0		1- 0	
13- 3		2- 0		2- 2	CONFERENCE		1- 0	8- 1		4- 0	
8- 1		1- 0		1- 1	HOME		1- 0	5- 0		2- 0	
5- 2		1- 0		1- 1	AWAY		0- 0	3- 1		2- 0	
0- 0		0- 0		0- 0	NEUTRAL		0- 0	0- 0		0- 0	

RPI 1-25				RPI 26-50				Team's RPI: 30				RPI 51-100				RPI 101+			
RPI	S	Opponent	Score	RPI	S	Opponent	Score	RPI	S	Opponent	Score	RPI	S	Opponent	Score	RPI	S	Opponent	Score
1	A	Notre Dame	85 91	28	A	DePaul	83 95	54	H	St. John's (NY)	74 72	104	H	Seton Hall	97 84				
10	N	Tennessee	99 101	28	H	DePaul	93 81	94	A	New Mexico	87 88	105	A	Butler	78 59				
16	A	Green Bay	55 63	39	A	Michigan	76 82	96	A	Milwaukee	83 68	105	H	Butler	69 67				
23	A	Villanova	67 57	42	A	Creighton	92 77					121	A	Georgetown	58 85				
23	H	Villanova	90 69	42	H	Creighton	73 74					121	H	Georgetown	71 68				
												165	H	Army West Point	83 53				
												190	H	Wisconsin	88 65				
												208	A	Providence	77 60				
												208	H	Providence	94 61				
												220	A	Xavier	80 63				
												220	H	Xavier	88 67				
												245	N	Montana	87 68				
												247	H	Loyola Maryland	83 63				
												304	H	Loyola Chicago	92 30				
LAST 12 Division I GAMES:																			
121	H	Georgetown	71 68	28	A	DePaul	83 95												
23	H	Villanova	90 69	23	A	Villanova	67 57												
105	A	Butler	78 59	121	A	Georgetown	58 85												
220	A	Xavier	80 63	220	H	Xavier	88 67												
42	H	Creighton	73 74	105	H	Butler	69 67												
208	H	Providence	94 61	208	A	Providence	77 60												



Average RPI Win: 292	WON-LOST RECORD	WINNING PCT. RANK	LAST 10 GAMES	STRENGTH OF SCHEDULE	OPP. STRENGTH OF SCHEDULE	TEAM RPI	ADJ. RPI	CONF. RPI	ADJ CONF. RPI
Average RPI Loss: 156									
DIV. I ONLY	6- 19	302	2- 8	264	173	316	316	18	18
DIV. I NON-CONF.	4- 7	226	0- 0	329	171	315	315	19	19
-----									
TOTALS	RPI 1-25	RPI 26-50	W-L RECORDS	RPI 51-100	RPI 101-999	RPI 201+			
6- 19	0- 0	0- 2	OVERALL	0- 5	6- 12	5- 6			
5- 9	0- 0	0- 1	HOME	0- 3	5- 5	4- 2			
1- 10	0- 0	0- 1	AWAY	0- 2	1- 7	1- 4			
0- 0	0- 0	0- 0	NEUTRAL	0- 0	0- 0	0- 0			
4- 7	0- 0	0- 0	NON-CONFERENCE	0- 3	4- 4	4- 1			
3- 4	0- 0	0- 0	HOME	0- 2	3- 2	3- 1			
1- 3	0- 0	0- 0	AWAY	0- 1	1- 2	1- 0			
0- 0	0- 0	0- 0	NEUTRAL	0- 0	0- 0	0- 0			
2- 12	0- 0	0- 2	CONFERENCE	0- 2	2- 8	1- 5			
2- 5	0- 0	0- 1	HOME	0- 1	2- 3	1- 1			
0- 7	0- 0	0- 1	AWAY	0- 1	0- 5	0- 4			
0- 0	0- 0	0- 0	NEUTRAL	0- 0	0- 0	0- 0			

RPI S Opponent	Score	RPI S Opponent	Score	RPI S Opponent	Score	RPI S Opponent	Score
45 A Western Ky.	50 77	77 H UAB	62 69	107 A Cleveland St.	76 85		
45 H Western Ky.	66 86	84 H Penn St.	65 80	113 H Middle Tenn.	57 73		
		86 H Ohio	52 54	138 A Charlotte	61 67		
		92 A Kentucky	39 69	162 A Florida	69 74		
		93 A Rice	44 87	163 H Southern Ill.	59 64		
				166 H UTEP	66 64		
				167 H Louisiana Tech	65 74		
				203 A Southern Miss.	61 70		
				233 A Fla. Atlantic	59 79		
				259 H Morgan St.	73 68		
				272 H Appalachian St.	54 56		
				281 A Old Dominion	53 69		
				297 H UTSA	59 72		
				307 A FIU	54 67		
				307 H FIU	78 75		
				333 A Tennessee St.	71 65		
				340 H Winthrop	70 40		
				346 H Longwood	90 45		
LAST 12 Division I GAMES:							
93 A Rice	44 87	138 A Charlotte	61 67				
45 A Western Ky.	50 77	307 H FIU	78 75				
166 H UTEP	66 64	113 H Middle Tenn.	57 73				
77 H UAB	62 69	45 H Western Ky.	66 86				
297 H UTSA	59 72	281 A Old Dominion	53 69				
203 A Southern Miss.	61 70	167 H Louisiana Tech	65 74				

Non-Div I Games: Ky. Christian 111 38 Alice Lloyd 96 46

Marshall



Average RPI Win:	140	WON-LOST	WINNING	LAST 10	STRENGTH OF	OPP. STRENGTH	TEAM	ADJ.	CONF.	ADJ CONF.
Average RPI Loss:	36	RECORD	PCT. RANK	GAMES	SCHEDULE	OF SCHEDULE	RPI	RPI	RPI	RPI
DIV. I ONLY	22- 6	33	6- 3	52	22	22	22	3	3	
DIV. I NON-CONF.	11- 2	22	1- 0	136	49	40	40	4	4	
-----										
TOTALS	RPI 1-25	RPI 26-50	W-L RECORDS	RPI 51-100	RPI 101-999	RPI 201+				
22- 6	2- 2	4- 3	OVERALL	6- 1	10- 0	8- 0				
11- 3	2- 1	1- 1	HOME	3- 1	5- 0	5- 0				
10- 3	0- 1	3- 2	AWAY	3- 0	4- 0	2- 0				
1- 0	0- 0	0- 0	NEUTRAL	0- 0	1- 0	1- 0				
11- 2	0- 2	2- 0	NON-CONFERENCE	2- 0	7- 0	7- 0				
6- 1	0- 1	0- 0	HOME	2- 0	4- 0	4- 0				
4- 1	0- 1	2- 0	AWAY	0- 0	2- 0	2- 0				
1- 0	0- 0	0- 0	NEUTRAL	0- 0	1- 0	1- 0				
11- 4	2- 0	2- 3	CONFERENCE	4- 1	3- 0	1- 0				
5- 2	2- 0	1- 1	HOME	1- 1	1- 0	1- 0				
6- 2	0- 0	1- 2	AWAY	3- 0	2- 0	0- 0				
0- 0	0- 0	0- 0	NEUTRAL	0- 0	0- 0	0- 0				

RPI 1-25				RPI 26-50				RPI 51-100				RPI 101+			
RPI	S	Opponent	Score	RPI	S	Opponent	Score	RPI	S	Opponent	Score	RPI	S	Opponent	Score
2	A	UConn	72 97	33	A	Rutgers	72 54	51	H	Indiana	74 70	187	A	Northwestern	68 65
6	H	Ohio St.	99 69	33	H	Rutgers	88 60	62	A	Nebraska	64 57	190	A	Wisconsin	71 44
14	H	South Carolina	86 94	34	A	Virginia	60 59	69	A	Michigan St.	76 68	215	A	Akron	75 54
18	H	Iowa	80 64	39	A	Michigan	65 71	69	H	Michigan St.	68 82	222	H	Illinois	100 65
				43	H	Purdue	65 75	79	H	Albany (NY)	91 58	247	H	Loyola Maryland	114 45
				47	A	Minnesota	74 93	84	A	Penn St.	69 65	248	H	Niagara	92 65
				50	A	Miami (FL)	79 71	88	H	George Washington	80 54	263	H	Howard	111 49
												287	H	Mt. St. Mary's	97 57
												293	N	Kennesaw St.	89 35
												311	A	Coppin St.	113 49
-----															
LAST 12 Division I GAMES:															
50	A	Miami (FL)	79 71	62	A	Nebraska	64 57	187	A	Northwestern	68 65				
39	A	Michigan	65 71	33	H	Rutgers	88 60	6	H	Ohio St.	99 69				
47	A	Minnesota	74 93	51	H	Indiana	74 70	51	H	Indiana	74 70				
43	H	Purdue	65 75	69	H	Michigan St.	68 82								
33	A	Rutgers	72 54												
69	A	Michigan St.	76 68												

Non-Div I Games:

Maryland



Average RPI Win:	266	WON-LOST	WINNING	LAST 10	STRENGTH OF	OPP. STRENGTH	TEAM	ADJ.	CONF.	ADJ CONF.
Average RPI Loss:	156	RECORD	PCT. RANK	GAMES	SCHEDULE	OF SCHEDULE	RPI	RPI	RPI	RPI
DIV. I ONLY	11- 15	220	5- 5	323	185	270	270	12	12	
DIV. I NON-CONF.	6- 5	153	0- 0	344	318	282	282	10	10	
-----										
TOTALS	RPI 1-25	RPI 26-50	W-L RECORDS	RPI 51-100	RPI 101-999	RPI 201+				
11- 15	0- 0	0- 1	OVERALL	1- 3	10- 11	9- 4				
6- 6	0- 0	0- 1	HOME	1- 1	5- 4	4- 1				
4- 9	0- 0	0- 0	AWAY	0- 2	4- 7	4- 3				
1- 0	0- 0	0- 0	NEUTRAL	0- 0	1- 0	1- 0				
6- 5	0- 0	0- 0	NON-CONFERENCE	1- 0	5- 5	5- 2				
3- 2	0- 0	0- 0	HOME	1- 0	2- 2	2- 0				
2- 3	0- 0	0- 0	AWAY	0- 0	2- 3	2- 2				
1- 0	0- 0	0- 0	NEUTRAL	0- 0	1- 0	1- 0				
5- 10	0- 0	0- 1	CONFERENCE	0- 3	5- 6	4- 2				
3- 4	0- 0	0- 1	HOME	0- 1	3- 2	2- 1				
2- 6	0- 0	0- 0	AWAY	0- 2	2- 4	2- 1				
0- 0	0- 0	0- 0	NEUTRAL	0- 0	0- 0	0- 0				

RPI 1-25				RPI 26-50				RPI 51-100				RPI 101+				Team's RPI : 270	
RPI	S	Opponent	Score	RPI	S	Opponent	Score	RPI	S	Opponent	Score	RPI	S	Opponent	Score		
				31	H	Dayton	49 78					102	A	George Mason	60 71		
								60	H	Fordham	51 62	131	A	Saint Louis	63 64		
								70	A	Duquesne	57 60	139	H	Northeastern	54 64		
								88	A	George Washington	49 55	160	H	Marist	60 88		
								89	H	Liberty	64 61	164	H	Saint Joseph's	79 84		
												171	A	Davidson	81 87		
												171	H	Davidson	70 68		
												172	A	North Dakota	52 82		
												212	A	Richmond	58 49		
												212	H	Richmond	39 51		
												242	H	La Salle	69 66		
												250	A	St. Bonaventure	59 69		
												271	H	Towson	72 49		
												278	A	North Dakota St.	70 82		
												282	H	VCU	79 75		
												302	A	Incarnate Word	64 45		
												315	A	UTRGV	59 67		
												328	A	Rhode Island	61 59		
												341	N	Mississippi Val.	85 46		
												344	A	UMass Lowell	73 63		
												348	H	Saint Peter's	81 65		
LAST 12 Division I GAMES:																	
				212	A	Richmond	58 49	212	H	Richmond	39 51						
				171	H	Davidson	70 68	328	A	Rhode Island	61 59						
				88	A	George Washington	49 55	171	A	Davidson	81 87						
				102	A	George Mason	60 71	282	H	VCU	79 75						
				31	H	Dayton	49 78	131	A	Saint Louis	63 64						
				242	H	La Salle	69 66	164	H	Saint Joseph's	79 84						

Non-Div I Games: Me.-Fort Kent 111 45 Fisher 121 38

Massachusetts



Average RPI Win: 318

Average RPI Loss: 161

WON-LOST  
RECORDWINNING  
PCT. RANKLAST 10  
GAMESSTRENGTH OF  
SCHEDULEOPP. STRENGTH  
OF SCHEDULETEAM  
RPIADJ.  
RPICONF.  
RPIADJ CONF.  
RPIDIV. I ONLY  
DIV. I NON-CONF.8- 15  
1- 7256  
3105- 5  
0- 0303  
127254  
87279  
285279  
28526  
2626  
26

TOTALS

RPI 1-25

RPI 26-50

W-L RECORDS

RPI 51-100

RPI 101-999

RPI 201+

8- 15

0- 2

0- 0

OVERALL

0- 0

8- 13

8- 7

3- 6

0- 0

0- 0

HOME

0- 0

3- 6

3- 4

5- 9

0- 2

0- 0

AWAY

0- 0

5- 7

5- 3

0- 0

0- 0

0- 0

NEUTRAL

0- 0

0- 0

0- 0

1- 7

0- 2

0- 0

NON-CONFERENCE

0- 0

1- 5

1- 2

1- 2

0- 0

0- 0

HOME

0- 0

1- 2

1- 1

0- 5

0- 2

0- 0

AWAY

0- 0

0- 3

0- 1

0- 0

0- 0

0- 0

NEUTRAL

0- 0

0- 0

0- 0

7- 8

0- 0

0- 0

CONFERENCE

0- 0

7- 8

7- 5

2- 4

0- 0

0- 0

HOME

0- 0

2- 4

2- 3

5- 4

0- 0

0- 0

AWAY

0- 0

5- 4

5- 2

0- 0

0- 0

0- 0

NEUTRAL

0- 0

0- 0

0- 0

RPI 1-25

RPI 26-50

RPI 51-100

RPI 101+

Team's RPI: 279

RPI	S	Opponent	Score
5	A	Baylor	34 95
11	A	Texas	34 100

RPI	S	Opponent	Score
-----	---	----------	-------

RPI	S	Opponent	Score
-----	---	----------	-------

RPI	S	Opponent	Score
109	A	SFA	58 73
115	A	Lamar University	58 83
117	H	Tulane	66 70
125	H	Central Ark.	45 51
167	A	Louisiana Tech	62 78
176	A	Louisiana	86 98
205	A	SMU	59 65
225	H	Abilene Christian	75 80
226	H	Grambling	60 75
227	A	New Orleans	62 84
227	H	New Orleans	64 77
238	A	Nicholls St.	51 63
238	H	Nicholls St.	54 61
290	A	Southeastern La.	77 65
290	H	Southeastern La.	69 47
302	A	Incarnate Word	66 57
322	A	Houston Baptist	86 74
331	A	Northwestern St.	60 44
331	H	Northwestern St.	72 67
337	H	La.-Monroe	65 61
339	A	Sam Houston St.	66 63

LAST 12 Division I GAMES:

238	A	Nicholls St.	51 63	339	A	Sam Houston St.	66 63
227	A	New Orleans	62 84	115	A	Lamar University	58 83
125	H	Central Ark.	45 51	322	A	Houston Baptist	86 74
290	H	Southeastern La.	69 47	290	A	Southeastern La.	77 65
109	A	SFA	58 73	238	H	Nicholls St.	54 61
331	A	Northwestern St.	60 44	227	H	New Orleans	64 77

Non-Div I Games:

LSU-Alexandria

73 53

Louisiana Col.

84 46

Southern-N. O.

76 61

McNeese

■ Loss, 
 ■ Non-Conf, 
 ■ S Site, 
 ■ Home 
 ■ Away 
 ■ Neutral



Average RPI Win: 195  
Average RPI Loss: 100

WON-LOST  
RECORD

WINNING  
PCT. RANK

LAST 10  
GAMES

STRENGTH OF  
SCHEDULE

OPP. STRENGTH  
OF SCHEDULE

TEAM  
RPI

ADJ.  
RPI

CONF.  
RPI

ADJ CONF.  
RPI

DIV. I ONLY	8- 19	273	1- 9	50	88	201	201	8	8
DIV. I NON-CONF.	5- 8	220	0- 0	104	147	216	216	7	7
TOTALS	RPI 1-25	RPI 26-50	W-L RECORDS	RPI 51-100	RPI 101-999	RPI 201+			
8- 19	0- 4	0- 1	OVERALL	1- 4	7- 10	3- 2			
6- 8	0- 2	0- 0	HOME	1- 2	5- 4	3- 2			
2- 8	0- 1	0- 0	AWAY	0- 2	2- 5	0- 0			
0- 3	0- 1	0- 1	NEUTRAL	0- 0	0- 1	0- 0			
5- 8	0- 1	0- 1	NON-CONFERENCE	1- 1	4- 5	3- 1			
4- 3	0- 0	0- 0	HOME	1- 1	3- 2	3- 1			
1- 2	0- 0	0- 0	AWAY	0- 0	1- 2	0- 0			
0- 3	0- 1	0- 1	NEUTRAL	0- 0	0- 1	0- 0			
3- 11	0- 3	0- 0	CONFERENCE	0- 3	3- 5	0- 1			
2- 5	0- 2	0- 0	HOME	0- 1	2- 2	0- 1			
1- 6	0- 1	0- 0	AWAY	0- 2	1- 3	0- 0			
0- 0	0- 0	0- 0	NEUTRAL	0- 0	0- 0	0- 0			

RPI	S	Opponent	Score	RPI	S	Opponent	Score	RPI	S	Opponent	Score	RPI	S	Opponent	Score	Team's RPI: 201
2	A	UConn	49 97	28	N	DePaul	67 81	52	A	UCF	41 61	103	A	Little Rock	57 86	
2	H	UConn	36 93					52	H	UCF	40 63	117	H	Tulane	73 60	
6	N	Ohio St.	69 100					56	A	Houston	55 66	126	A	Cincinnati	53 64	
19	H	South Fla.	62 81					77	H	UAB	64 62	133	A	Vanderbilt	71 60	
								78	H	IUPUI	57 80	137	A	Wichita St.	61 69	
												137	H	Wichita St.	64 77	
												159	N	Kent St.	55 70	
												163	H	Southern Ill.	56 68	
												167	A	Louisiana Tech	40 65	
												177	A	Tulsa	69 48	
												185	A	East Carolina	62 75	
												185	H	East Carolina	72 36	
												205	H	SMU	35 53	
												222	H	Illinois	47 63	
												226	H	Grambling	57 48	
												308	H	Jackson St.	64 53	
												333	H	Tennessee St.	79 75	
LAST 12 Division I GAMES:																
52	H	UCF	40 63	137	H	Wichita St.	64 77									
117	H	Tulane	73 60	2	H	UConn	36 93									
185	A	East Carolina	62 75	126	A	Cincinnati	53 64									
205	H	SMU	35 53	19	H	South Fla.	62 81									
56	A	Houston	55 66	177	A	Tulsa	69 48									
52	A	UCF	41 61	137	A	Wichita St.	61 69									

Non-Div I Games:

Memphis

Loss, Non-Conf, S Site, H Home A Away N Neutral



Average RPI	Win:	211	WON-LOST	WINNING	LAST 10	STRENGTH OF	OPP. STRENGTH	TEAM	ADJ.	CONF.	ADJ CONF.
Average RPI	Loss:	35	RECORD	PCT. RANK	GAMES	SCHEDULE	OF SCHEDULE	RPI	RPI	RPI	RPI
DIV. I ONLY		26- 2	5	10- 0	269	144	59	59	17	17	
DIV. I NON-CONF.		13- 2	20	0- 0	251	152	70	70	17	17	
-----											
TOTALS	RPI 1-25		RPI 26-50		W-L RECORDS		RPI 51-100		RPI 101-999		RPI 201+
26- 2	0- 1		0- 1		OVERALL		2- 0		24- 0		14- 0
12- 1	0- 1		0- 0		HOME		1- 0		11- 0		7- 0
13- 0	0- 0		0- 0		AWAY		1- 0		12- 0		6- 0
1- 1	0- 0		0- 1		NEUTRAL		0- 0		1- 0		1- 0
13- 2	0- 1		0- 1		NON-CONFERENCE		2- 0		11- 0		8- 0
6- 1	0- 1		0- 0		HOME		1- 0		5- 0		4- 0
6- 0	0- 0		0- 0		AWAY		1- 0		5- 0		3- 0
1- 1	0- 0		0- 1		NEUTRAL		0- 0		1- 0		1- 0
13- 0	0- 0		0- 0		CONFERENCE		0- 0		13- 0		6- 0
6- 0	0- 0		0- 0		HOME		0- 0		6- 0		3- 0
7- 0	0- 0		0- 0		AWAY		0- 0		7- 0		3- 0
0- 0	0- 0		0- 0		NEUTRAL		0- 0		0- 0		0- 0

RPI	S	Opponent	Score	RPI	S	Opponent	Score	RPI	S	Opponent	Score	RPI	S	Opponent	Score
25	H	Georgia	54 72	45	N	Western Ky.	62 67	52	A	UCF	73 64	112	A	Chattanooga	71 50
								88	H	George Washington	61 44	112	H	Chattanooga	65 56
												116	A	North Carolina	97 86
												120	A	ETSU	85 65
												138	A	Charlotte	90 74
												157	A	Samford	73 59
												157	H	Samford	48 45
												171	H	Davidson	69 54
												175	A	Furman	86 64
												175	H	Furman	65 53
												217	A	UNC Asheville	67 56
												223	A	UNCG	57 54
												223	H	UNCG	80 57
												233	A	Fla. Atlantic	66 55
												262	A	Campbell	58 57
												263	H	Howard	70 44
												282	N	VCU	70 54
												300	A	Wofford	71 46
												300	H	Wofford	80 39
												309	A	Western Caro.	53 46
												309	H	Western Caro.	72 50
												319	H	South Carolina St.	74 53
												325	H	Ga. Southern	72 45
												340	H	Winthrop	93 45
LAST 12 Division I GAMES:															
112	H	Chattanooga	65 56	112	A	Chattanooga	71 50								
223	A	UNCG	57 54	120	A	ETSU	85 65								
309	A	Western Caro.	53 46	309	H	Western Caro.	72 50								
157	H	Samford	48 45	223	H	UNCG	80 57								
300	H	Wofford	80 39	157	A	Samford	73 59								
175	H	Furman	65 53	175	A	Furman	86 64								

Non-Div I Games:

Mercer



Average RPI		Win: 144	WON-LOST RECORD	WINNING PCT. RANK	LAST 10 GAMES	STRENGTH OF SCHEDULE	OPP. STRENGTH OF SCHEDULE	TEAM RPI	ADJ. RPI	CONF. RPI	ADJ. CONF. RPI
Loss: 44											
DIV. I ONLY			19- 9	73	7- 3	39	19	50	50	1	1
DIV. I NON-CONF.			10- 3	52	0- 0	173	101	99	99	1	1
TOTALS		RPI 1-25		RPI 26-50		W-L RECORDS		RPI 51-100		RPI 101-999	
19- 9	2- 5			2- 0		OVERALL		4- 3		11- 1	5- 0
12- 5	2- 3			1- 0		HOME		3- 2		6- 0	4- 0
5- 4	0- 2			1- 0		AWAY		1- 1		3- 1	0- 0
2- 0	0- 0			0- 0		NEUTRAL		0- 0		2- 0	1- 0
10- 3	0- 1			0- 0		NON-CONFERENCE		3- 1		7- 1	5- 0
8- 2	0- 1			0- 0		HOME		3- 1		5- 0	4- 0
0- 1	0- 0			0- 0		AWAY		0- 0		0- 1	0- 0
2- 0	0- 0			0- 0		NEUTRAL		0- 0		2- 0	1- 0
9- 6	2- 4			2- 0		CONFERENCE		1- 2		4- 0	0- 0
4- 3	2- 2			1- 0		HOME		0- 1		1- 0	0- 0
5- 3	0- 2			1- 0		AWAY		1- 1		3- 0	0- 0
0- 0	0- 0			0- 0		NEUTRAL		0- 0		0- 0	0- 0

RPI 1-25				RPI 26-50				RPI 51-100				RPI 101+			
RPI	S	Opponent	Score	RPI	S	Opponent	Score	RPI	S	Opponent	Score	RPI	S	Opponent	Score
1	A	Notre Dame	76 83	29	H	Syracuse	72 67	54	H	St. John's (NY)	64 74	114	H	Bethune-Cookman	85 39
4	H	Louisville	74 84	34	A	Virginia	77 62	61	A	Georgia Tech	51 70	116	A	North Carolina	92 72
7	A	Florida St.	67 105					69	H	Michigan St.	67 57	142	A	Colorado	61 67
7	H	Florida St.	71 91					75	A	Virginia Tech	82 78	154	A	Clemson	72 60
12	H	Duke	51 48					81	H	Maine	80 70	163	N	Southern Ill.	75 65
21	H	NC State	52 48					92	H	Kentucky	65 54	174	H	Pittsburgh	82 58
22	H	Maryland	71 79					95	H	Wake Forest	50 61	191	A	Boston College	65 43
LAST 12 Division I GAMES:															
61	A	Georgia Tech	51 70	75	A	Virginia Tech	82 78								
34	A	Virginia	77 62	4	H	Louisville	74 84								
174	H	Pittsburgh	82 58	191	A	Boston College	65 43								
7	H	Florida St.	71 91	29	H	Syracuse	72 67								
21	H	NC State	52 48	154	A	Clemson	72 60								
116	A	North Carolina	92 72	7	A	Florida St.	67 105								

Non-Div I Games:

Miami (FL)



Average RPI Win:	196	WON-LOST	WINNING	LAST 10	STRENGTH OF	OPP. STRENGTH	TEAM	ADJ.	CONF.	ADJ CONF.
Average RPI Loss:	80	RECORD	PCT. RANK	GAMES	SCHEDULE	OF SCHEDULE	RPI	RPI	RPI	RPI
DIV. I ONLY	17- 9	86	8- 2	134	107	85	85	7	7	
DIV. I NON-CONF.	8- 3	65	0- 0	235	319	89	89	8	8	
-----										
TOTALS	RPI 1-25	RPI 26-50	W-L RECORDS	RPI 51-100	RPI 101-999	RPI 201+				
17- 9	0- 2	0- 3	OVERALL	3- 0	14- 4	8- 0				
9- 3	0- 1	0- 1	HOME	2- 0	7- 1	5- 0				
7- 6	0- 1	0- 2	AWAY	1- 0	6- 3	3- 0				
1- 0	0- 0	0- 0	NEUTRAL	0- 0	1- 0	0- 0				
8- 3	0- 0	0- 1	NON-CONFERENCE	1- 0	7- 2	5- 0				
5- 0	0- 0	0- 0	HOME	0- 0	5- 0	4- 0				
2- 3	0- 0	0- 1	AWAY	1- 0	1- 2	1- 0				
1- 0	0- 0	0- 0	NEUTRAL	0- 0	1- 0	0- 0				
9- 6	0- 2	0- 2	CONFERENCE	2- 0	7- 2	3- 0				
4- 3	0- 1	0- 1	HOME	2- 0	2- 1	1- 0				
5- 3	0- 1	0- 1	AWAY	0- 0	5- 1	2- 0				
0- 0	0- 0	0- 0	NEUTRAL	0- 0	0- 0	0- 0				

RPI 1-25				RPI 26-50				RPI 51-100				Team's RPI: 85				RPI 101+			
RPI	S	Opponent	Score	RPI	S	Opponent	Score	RPI	S	Opponent	Score	RPI	S	Opponent	Score	RPI	S	Opponent	Score
15	A	Buffal o	67 72	26	H	Central Mi ch.	66 84	63	H	Toledo	67 58	110	A	Western Mi ch.	70 81				
15	H	Buffal o	49 64	40	A	Ball St.	61 86	78	A	IUPUI	96 83	126	A	Cincinnati	62 73				
				43	A	Purdue	66 75	86	H	Ohio	64 55	127	A	Northern Ill.	77 62				
												127	H	Northern Ill.	67 65				
												143	A	Loyol a Marymount	71 84				
												159	A	Kent St.	65 59				
												168	N	Denver	69 52				
												178	H	Jacksonville St.	58 55				
												200	A	Eastern Mi ch.	73 69				
												200	H	Eastern Mi ch.	59 74				
												210	A	Bowl ing Green	66 62				
												215	A	Akron	77 50				
												215	H	Akron	75 67				
												264	A	Indi ana St.	68 56				
												284	H	Can i si us	72 47				
												292	H	Val parai so	77 68				
												323	H	Detroi t Mercy	91 64				
												342	H	Flori da A&M	73 33				
-----																			
LAST 12 Division I GAMES:																			
215	A	Akron	77 50	86	H	Ohio	64 55	200	A	Eastern Mi ch.	73 69	110	A	Western Mi ch.	70 81				
159	A	Kent St.	65 59	200	A	Eastern Mi ch.	73 69	215	H	Akron	75 67	200	H	Eastern Mi ch.	59 74				
15	H	Buffal o	49 64	110	A	Western Mi ch.	70 81	15	A	Buffal o	67 72								
63	H	Toledo	67 58																
210	A	Bowl ing Green	66 62																
127	A	Northern Ill.	77 62																

Non-Div I Games:







Average RPI Win:	162	WON-LOST	WINNING	LAST 10	STRENGTH OF	OPP. STRENGTH	TEAM	ADJ.	CONF.	ADJ CONF.
Average RPI Loss:	35	RECORD	PCT. RANK	GAMES	SCHEDULE	OF SCHEDULE	RPI	RPI	RPI	RPI

DIV. I ONLY	16- 12	132	3- 7	24	39	69	69	3	3
DIV. I NON-CONF.	10- 3	52	0- 0	87	58	37	37	4	4
TOTALS	RPI 1-25	RPI 26-50	W-L RECORDS	RPI 51-100	RPI 101-999	RPI 201+			
16- 12	2- 5	2- 4	OVERALL	1- 3	11- 0	6- 0			
9- 5	0- 2	2- 1	HOME	0- 2	7- 0	3- 0			
5- 6	1- 2	0- 3	AWAY	1- 1	3- 0	2- 0			
2- 1	1- 1	0- 0	NEUTRAL	0- 0	1- 0	1- 0			
10- 3	1- 2	1- 1	NON-CONFERENCE	0- 0	8- 0	5- 0			
6- 0	0- 0	1- 0	HOME	0- 0	5- 0	3- 0			
2- 2	0- 1	0- 1	AWAY	0- 0	2- 0	1- 0			
2- 1	1- 1	0- 0	NEUTRAL	0- 0	1- 0	1- 0			
6- 9	1- 3	1- 3	CONFERENCE	1- 3	3- 0	1- 0			
3- 5	0- 2	1- 1	HOME	0- 2	2- 0	0- 0			
3- 4	1- 1	0- 2	AWAY	1- 1	1- 0	1- 0			
0- 0	0- 0	0- 0	NEUTRAL	0- 0	0- 0	0- 0			

RPI 1-25	RPI 26-50	RPI 51-100	Team's RPI: 69	RPI 101+
RPI S Opponent Score	RPI S Opponent Score	RPI S Opponent Score		RPI S Opponent Score
1 A Notre Dame 59 90	33 H Rutgers 58 61	51 A Indiana 68 46		110 H Western Mi ch. 65 62
2 N UConn 62 96	39 A Michigan 48 74	51 H Indiana 65 69		120 A ETSU 83 74
6 A Ohio St. 62 78	39 H Michigan 66 61	62 H Nebraska 69 79		130 H Robert Morris 100 58
18 H Iowa 68 71	41 H Quinn pi ac 74 55	84 A Penn St. 59 74		187 H Northwestern 81 51
19 N South Fla. 83 73	47 A Minnesota 77 83			190 H Wisconsin 69 61
22 A Maryland 82 68	50 A Miami (FL) 57 67			218 H Oakland 95 63
22 H Maryland 68 76				222 A Illinois 67 55
				254 H Col. of Charleston 107 43
				323 A Detroit Mercy 97 60
				328 H Rhode Island 82 38
				341 N Mississippi Val. 83 64
LAST 12 Division I GAMES:				
190 H Wisconsin 69 61	6 A Ohio St. 62 78			
62 H Nebraska 69 79	39 A Michigan 48 74			
39 H Michigan 66 61	51 H Indiana 65 69			
22 H Maryland 68 76	222 A Illinois 67 55			
84 A Penn St. 59 74	22 A Maryland 82 68			
18 H Iowa 68 71	47 A Minnesota 77 83			

Non-Div I Games:

Michigan St.



Average RPI Win:	221	WON-LOST	WINNING	LAST 10	STRENGTH OF	OPP. STRENGTH	TEAM	ADJ.	CONF.	ADJ CONF.
Average RPI Loss:	91	RECORD	PCT. RANK	GAMES	SCHEDULE	OF SCHEDULE	RPI	RPI	RPI	RPI
DIV. I ONLY	16- 11	122	6- 4	146	122	113	113	18	18	
DIV. I NON-CONF.	8- 5	111	0- 0	255	36	120	120	19	19	
-----										
TOTALS	RPI 1-25	RPI 26-50	W-L RECORDS	RPI 51-100	RPI 101-999	RPI 201+				
16- 11	0- 1	0- 3	OVERALL	2- 3	14- 4	10- 1				
8- 4	0- 0	0- 1	HOME	2- 1	6- 2	4- 1				
7- 6	0- 1	0- 1	AWAY	0- 2	7- 2	5- 0				
1- 1	0- 0	0- 1	NEUTRAL	0- 0	1- 0	1- 0				
8- 5	0- 1	0- 1	NON-CONFERENCE	1- 1	7- 2	5- 0				
5- 0	0- 0	0- 0	HOME	1- 0	4- 0	3- 0				
2- 4	0- 1	0- 0	AWAY	0- 1	2- 2	1- 0				
1- 1	0- 0	0- 1	NEUTRAL	0- 0	1- 0	1- 0				
8- 6	0- 0	0- 2	CONFERENCE	1- 2	7- 2	5- 1				
3- 4	0- 0	0- 1	HOME	1- 1	2- 2	1- 1				
5- 2	0- 0	0- 1	AWAY	0- 1	5- 0	4- 0				
0- 0	0- 0	0- 0	NEUTRAL	0- 0	0- 0	0- 0				

RPI 1-25				RPI 26-50				RPI 51-100				RPI 101+ Team's RPI: 113			
RPI	S	Opponent	Score	RPI	S	Opponent	Score	RPI	S	Opponent	Score	RPI	S	Opponent	Score
4	A	Louisville	26 80	45	A	Western Ky.	43 57	61	A	Georgia Tech	45 48	117	A	Tulane	44 62
				45	H	Western Ky.	60 76	77	A	UAB	58 65	133	A	Vanderbilt	65 54
				48	N	Southern California	57 72	77	H	UAB	51 59	138	H	Charlotte	64 45
								92	H	Kentucky	62 57	156	A	Ole Miss	56 65
								93	H	Rice	51 41	161	H	Troy	73 57
												166	A	UTEP	54 45
												167	H	Louisiana Tech	49 66
												203	H	Southern Miss.	53 61
												209	H	North Texas	56 48
												217	A	UNC Asheville	72 57
												233	A	Fla. Atlantic	69 65
												260	H	Lipscomb	72 48
												284	N	Canisius	55 45
												297	A	UTSA	62 47
												307	A	FIU	63 59
												311	H	Coppin St.	69 39
												312	H	Tennessee Tech	58 44
												316	A	Marshall	73 57
LAST 12 Division I GAMES:															
				77	A	UAB	58 65	138	H	Charlotte	64 45				
				93	H	Rice	51 41	316	A	Marshall	73 57				
				45	H	Western Ky.	60 76	203	H	Southern Miss.	53 61				
				307	A	FIU	63 59	209	H	North Texas	56 48				
				233	A	Fla. Atlantic	69 65	166	A	UTEP	54 45				
				167	H	Louisiana Tech	49 66	297	A	UTSA	62 47				

Non-Div I Games:

Middle Tenn.



Average RPI Win:	222	WON-LOST	WINNING	LAST 10	STRENGTH OF	OPP. STRENGTH	TEAM	ADJ.	CONF.	ADJ CONF.
Average RPI Loss:	89	RECORD	PCT. RANK	GAMES	SCHEDULE	OF SCHEDULE	RPI	RPI	RPI	RPI
DIV. I ONLY	19- 9	73	6- 4	179	154	96	96	11	11	
DIV. I NON-CONF.	9- 3	61	0- 0	286	189	113	113	15	15	
-----										
TOTALS	RPI 1-25	RPI 26-50	W-L RECORDS	RPI 51-100	RPI 101-999	RPI 201+				
19- 9	0- 2	0- 1	OVERALL	1- 3	18- 3	11- 1				
7- 4	0- 1	0- 1	HOME	0- 1	7- 1	4- 1				
11- 4	0- 1	0- 0	AWAY	1- 1	10- 2	6- 0				
1- 1	0- 0	0- 0	NEUTRAL	0- 1	1- 0	1- 0				
9- 3	0- 0	0- 1	NON-CONFERENCE	0- 2	9- 0	6- 0				
3- 1	0- 0	0- 1	HOME	0- 0	3- 0	3- 0				
5- 1	0- 0	0- 0	AWAY	0- 1	5- 0	2- 0				
1- 1	0- 0	0- 0	NEUTRAL	0- 1	1- 0	1- 0				
10- 6	0- 2	0- 0	CONFERENCE	1- 1	9- 3	5- 1				
4- 3	0- 1	0- 0	HOME	0- 1	4- 1	1- 1				
6- 3	0- 1	0- 0	AWAY	1- 0	5- 2	4- 0				
0- 0	0- 0	0- 0	NEUTRAL	0- 0	0- 0	0- 0				

RPI 1-25				RPI 26-50				RPI 51-100				Team's RPI: 96				RPI 101+			
RPI	S	Opponent	Score	RPI	S	Opponent	Score	RPI	S	Opponent	Score	RPI	S	Opponent	Score	RPI	S	Opponent	Score
16	A	Green Bay	29 52	30	H	Marquette	68 83	56	N	Houston	59 74	107	A	Cleveland St.	69 63				
16	H	Green Bay	36 65					78	A	IUPUI	67 60	107	H	Cleveland St.	79 72				
								78	H	IUPUI	68 70	108	A	Wright St.	51 56				
								80	A	Drake	73 77	108	H	Wright St.	59 53				
												111	A	Western Ill.	77 67				
												170	A	Youngstown St.	85 86				
												170	H	Youngstown St.	62 61				
												187	A	Northwestern	66 57				
												190	A	Wisconsin	67 64				
												216	N	CSUN	58 50				
												218	A	Oakland	74 62				
												244	A	Northern Ky.	52 49				
												244	H	Northern Ky.	57 60				
												252	H	Illinois St.	61 59				
												278	H	North Dakota St.	74 38				
												304	H	Loyola Chicago	63 41				
												323	A	Detroit Mercy	70 61				
												327	A	Ill. -Chicago	76 53				
												327	H	Ill. -Chicago	59 44				
												329	A	Fort Wayne	60 48				
												345	A	Chicago St.	84 59				
LAST 12 Division I GAMES:																			
78	A	IUPUI	67 60	327	H	Ill. -Chicago	59 44												
107	A	Cleveland St.	69 63	78	H	IUPUI	68 70												
170	A	Youngstown St.	85 86	323	A	Detroit Mercy	70 61												
16	H	Green Bay	36 65	218	A	Oakland	74 62												
244	H	Northern Ky.	57 60	327	A	Ill. -Chicago	76 53												
108	H	Wright St.	59 53	170	H	Youngstown St.	62 61												

Non-Div I Games:

Milwaukee



Average RPI	Win:	144	WON-LOST	WINNING	LAST 10	STRENGTH OF	OPP. STRENGTH	TEAM	ADJ.	CONF.	ADJ CONF.
Average RPI	Loss:	66	RECORD	PCT. RANK	GAMES	SCHEDULE	OF SCHEDULE	RPI	RPI	RPI	RPI
DIV. I ONLY		21- 7	45	7- 3	119	26	47	47	3	3	
DIV. I NON-CONF.		11- 2	22	0- 0	304	66	79	79	4	4	
-----											
TOTALS	RPI 1-25		RPI 26-50		W-L RECORDS	RPI 51-100		RPI 101-999		RPI 201+	
21- 7	2- 2		2- 1		OVERALL	5- 2		12- 2		4- 0	
13- 2	2- 0		1- 0		HOME	2- 2		8- 0		3- 0	
7- 5	0- 2		1- 1		AWAY	2- 0		4- 2		1- 0	
1- 0	0- 0		0- 0		NEUTRAL	1- 0		0- 0		0- 0	
11- 2	0- 0		0- 0		NON-CONFERENCE	2- 0		9- 2		4- 0	
7- 0	0- 0		0- 0		HOME	0- 0		7- 0		3- 0	
3- 2	0- 0		0- 0		AWAY	1- 0		2- 2		1- 0	
1- 0	0- 0		0- 0		NEUTRAL	1- 0		0- 0		0- 0	
10- 5	2- 2		2- 1		CONFERENCE	3- 2		3- 0		0- 0	
6- 2	2- 0		1- 0		HOME	2- 2		1- 0		0- 0	
4- 3	0- 2		1- 1		AWAY	1- 0		2- 0		0- 0	
0- 0	0- 0		0- 0		NEUTRAL	0- 0		0- 0		0- 0	

RPI	S	Opponent	Score	RPI	S	Opponent	Score	Team's RPI: 47	RPI	S	Opponent	Score	RPI	S	Opponent	Score
6	A	Ohio St.	75 91	33	A	Rutgers	70 80		51	H	Indiana	70 82	116	A	North Carolina	83 88
18	A	Iowa	84 92	39	H	Michigan	93 87		62	H	Nebraska	74 79	121	A	Georgetown	73 63
18	H	Iowa	77 72	43	A	Purdue	78 74		69	H	Michigan St.	83 77	146	H	Cal Poly	112 68
22	H	Maryland	93 74						83	A	UNLV	79 72	179	A	San Diego	69 72
									84	A	Penn St.	91 71	187	A	Northwestern	90 63
									84	H	Penn St.	101 68	190	A	Wisconsin	71 61
									95	N	Wake Forest	93 81	190	H	Wisconsin	90 65
													191	H	Boston College	78 68
													198	H	Lehigh	107 73
													200	H	Eastern Mich.	80 56
													220	H	Xavier	74 62
													239	H	UC Riverside	101 75
													282	H	VCU	108 63
													328	A	Rhode Island	82 60
-----																
LAST 12 Division I GAMES:																
51	H	Indiana	70 82	190	A	Wisconsin	71 61		18	H	Iowa	77 72				
22	H	Maryland	93 74						190	H	Wisconsin	90 65				
39	H	Michigan	93 87						33	A	Rutgers	70 80				
84	H	Penn St.	101 68						84	A	Penn St.	91 71				
43	A	Purdue	78 74						69	H	Michigan St.	83 77				
18	A	Iowa	84 92													

Non-Div I Games:

Minnesota



Average RPI	Win:	103	WON-LOST	WINNING	LAST 10	STRENGTH OF	OPP. STRENGTH	TEAM	ADJ.	CONF.	ADJ CONF.
Average RPI	Loss:	0	RECORD	PCT. RANK	GAMES	SCHEDULE	OF SCHEDULE	RPI	RPI	RPI	RPI
DIV. I ONLY		29- 0		1	10- 0	30	15	3	3	2	2
DIV. I NON-CONF.		14- 0		1	0- 0	41	33	4	4	2	2
-----											
TOTALS	RPI 1-25		RPI 26-50		W-L RECORDS	RPI 51-100		RPI 101-999		RPI 201+	
29- 0	7- 0		4- 0		OVERALL	5- 0		13- 0		4- 0	
16- 0	3- 0		1- 0		HOME	4- 0		8- 0		3- 0	
8- 0	3- 0		1- 0		AWAY	1- 0		3- 0		0- 0	
5- 0	1- 0		2- 0		NEUTRAL	0- 0		2- 0		1- 0	
14- 0	2- 0		3- 0		NON-CONFERENCE	3- 0		6- 0		4- 0	
8- 0	1- 0		1- 0		HOME	2- 0		4- 0		3- 0	
1- 0	0- 0		0- 0		AWAY	1- 0		0- 0		0- 0	
5- 0	1- 0		2- 0		NEUTRAL	0- 0		2- 0		1- 0	
15- 0	5- 0		1- 0		CONFERENCE	2- 0		7- 0		0- 0	
8- 0	2- 0		0- 0		HOME	2- 0		4- 0		0- 0	
7- 0	3- 0		1- 0		AWAY	0- 0		3- 0		0- 0	
0- 0	0- 0		0- 0		NEUTRAL	0- 0		0- 0		0- 0	

RPI	S	Opponent	Score	RPI	S	Opponent	Score	RPI	S	Opponent	Score	RPI	S	Opponent	Score
8	H	Oregon	90 79	27	A	LSU	83 70	68	H	Oklahoma St.	79 76	101	H	Auburn	82 61
10	A	Tennessee	71 52	29	N	Syracuse	76 65	81	H	Maine	83 43	103	H	Little Rock	86 48
14	H	South Carolina	67 53	34	H	Virginia	68 53	83	A	UNLV	103 63	122	H	Arkansas	111 69
16	N	Green Bay	67 46	46	N	Arizona St.	65 57	87	H	Alabama	75 61	133	A	Vanderbilt	95 50
17	A	Missouri	57 53					92	H	Kentucky	74 55	156	A	Ole Miss	69 49
20	H	Texas A&M	76 55									156	H	Ole Miss	76 45
25	A	Georgia	86 62									162	A	Florida	98 50
												162	H	Florida	90 53
												176	N	Louisiana	94 37
												203	H	Southern Miss.	91 56
												213	N	Columbia	90 54
												310	H	Georgia St.	106 50
												341	H	Mississippi Val.	112 36
-----															
LAST 12 Division I GAMES:															
101	H	Auburn	82 61	17	A	Missouri	57 53	156	A	Ole Miss	69 49	162	H	Florida	90 53
20	H	Texas A&M	76 55									176	N	Tennessee	71 52
133	A	Vanderbilt	95 50					87	H	Alabama	75 61				
92	H	Kentucky	74 55					156	H	Ole Miss	76 45				
162	A	Florida	98 50												
14	H	South Carolina	67 53												

Non-Div I Games:

Mississippi St.



Average RPI Win:	302	WON-LOST	WINNING	LAST 10	STRENGTH OF	OPP. STRENGTH	TEAM	ADJ.	CONF.	ADJ CONF.
Average RPI Loss:	209	RECORD	PCT. RANK	GAMES	SCHEDULE	OF SCHEDULE	RPI	RPI	RPI	RPI
DIV. I ONLY	2- 25	342	2- 8	231	336	341	341	32	32	
DIV. I NON-CONF.	0- 12	337	0- 0	57	182	287	287	32	32	
-----										
TOTALS	RPI 1-25	RPI 26-50	W-L RECORDS	RPI 51-100	RPI 101-999	RPI 201+				
2- 25	0- 1	0- 2	OVERALL	0- 3	2- 19	2- 16				
1- 9	0- 0	0- 0	HOME	0- 0	1- 9	1- 8				
1- 11	0- 0	0- 0	AWAY	0- 0	1- 1	1- 0				
0- 5	0- 0	0- 1	NEUTRAL	0- 2	0- 2	0- 2				
0- 12	0- 1	0- 2	NON-CONFERENCE	0- 3	0- 6	0- 5				
0- 1	0- 0	0- 0	HOME	0- 0	0- 1	0- 1				
0- 6	0- 1	0- 1	AWAY	0- 1	0- 3	0- 2				
0- 5	0- 0	0- 1	NEUTRAL	0- 2	0- 2	0- 2				
2- 13	0- 0	0- 0	CONFERENCE	0- 0	2- 13	2- 11				
1- 8	0- 0	0- 0	HOME	0- 0	1- 8	1- 7				
1- 5	0- 0	0- 0	AWAY	0- 0	1- 5	1- 4				
0- 0	0- 0	0- 0	NEUTRAL	0- 0	0- 0	0- 0				

RPI 1-25				RPI 26-50				RPI 51-100				RPI 101+				Team's RPI: 341
RPI	S	Opponent	Score	RPI	S	Opponent	Score	RPI	S	Opponent	Score	RPI	S	Opponent	Score	
3	A	Mississippi St.	36 112	31	N	Dayton	46 65	69	N	Michigan St.	64 83	142	A	Colorado	48 85	
				45	A	Western Ky.	48 87	77	A	UAB	72 87	188	A	Southern U.	58 66	
								80	N	Drake	60 96	188	H	Southern U.	54 70	
												203	A	Southern Miss.	69 84	
												226	H	Grambling	62 64	
												238	H	Nicholls St.	57 62	
												241	A	Texas Southern	39 55	
												241	H	Texas Southern	53 72	
												258	A	Prairie View	73 78	
												258	H	Prairie View	74 75	
												270	N	Massachusetts	46 85	
												294	A	Murray St.	63 64	
												295	A	Alcorn	62 61	
												295	H	Alcorn	70 76	
												297	N	UTSA	55 68	
												306	A	Alabama St.	41 76	
												306	H	Alabama St.	62 70	
												308	H	Jackson St.	72 61	
												318	A	Alabama A&M	48 65	
												318	H	Alabama A&M	49 57	
												338	H	Ark. -Pine Bluff	59 64	
-----																
LAST 12 Division I GAMES:																
258	H	Prairie View	74 75	226	H	Grambling	62 64									
241	H	Texas Southern	53 72	308	H	Jackson St.	72 61									
188	A	Southern U.	58 66	258	A	Prairie View	73 78									
295	A	Alcorn	62 61	241	A	Texas Southern	39 55									
318	H	Alabama A&M	49 57	188	H	Southern U.	54 70									
306	H	Alabama St.	62 70	295	H	Alcorn	70 76									

Non-Div I Games:

Mississippi Val.



RPI 1-25				Team's RPI: 17				RPI 26-50				RPI 51-100				RPI 101+			
RPI	S	Opponent	Score	RPI	S	Opponent	Score	RPI	S	Opponent	Score	RPI	S	Opponent	Score	RPI	S	Opponent	Score
3	H	Mississippi St.	53 57	27	H	LSU	65 69	51	N	Indiana	75 55	101	A	Auburn	59 51				
10	H	Tennessee	77 73	37	A	California	55 52	87	A	Alabama	62 56	108	H	Wright St.	82 80				
14	A	South Carolina	54 64	41	N	Quinnipiac	66 51	91	H	Kansas St.	73 59	122	A	Arkansas	84 58				
14	H	South Carolina	83 74	45	N	Western Ky.	76 79	92	H	Kentucky	83 78	122	H	Arkansas	88 54				
25	A	Georgia	50 62					97	A	Missouri St.	69 59	131	H	Saint Louis	70 58				
												133	A	Vanderbilt	81 70				
												133	H	Vanderbilt	83 68				
												141	H	SIUE	78 48				
												156	A	Ole Miss	67 48				
												162	H	Florida	66 64				
												220	N	Xavier	74 48				
												222	H	Illinois	72 55				
												227	H	New Orleans	81 45				
												311	N	Coppin St.	73 50				
LAST 12 Division I GAMES:																			
133	H	Vanderbilt	83 68	3	H	Mississippi St.	53 57												
10	H	Tennessee	77 73	14	A	South Carolina	54 64												
101	A	Auburn	59 51	25	A	Georgia	50 62												
122	A	Arkansas	84 58	122	H	Arkansas	88 54												
92	H	Kentucky	83 78	156	A	Ole Miss	67 48												
162	H	Florida	66 64	133	A	Vanderbilt	81 70												

Missouri



Average RPI Win:	244	WON-LOST	WINNING	LAST 10	STRENGTH OF	OPP. STRENGTH	TEAM	ADJ.	CONF.	ADJ CONF.
Average RPI Loss:	79	RECORD	PCT. RANK	GAMES	SCHEDULE	OF SCHEDULE	RPI	RPI	RPI	RPI
DIV. I ONLY	15- 10	120	8- 2	114	204	97	97	24	24	
DIV. I NON-CONF.	3- 7	254	0- 0	13	41	149	149	22	22	
-----										
TOTALS	RPI 1-25	RPI 26-50	W-L RECORDS	RPI 51-100	RPI 101-999	RPI 201+				
15- 10	0- 2	0- 1	OVERALL	0- 4	15- 3	10- 0				
8- 2	0- 1	0- 0	HOME	0- 1	8- 0	4- 0				
7- 6	0- 0	0- 1	AWAY	0- 2	7- 3	6- 0				
0- 2	0- 1	0- 0	NEUTRAL	0- 1	0- 0	0- 0				
3- 7	0- 2	0- 1	NON-CONFERENCE	0- 2	3- 2	0- 0				
3- 1	0- 1	0- 0	HOME	0- 0	3- 0	0- 0				
0- 4	0- 0	0- 1	AWAY	0- 1	0- 2	0- 0				
0- 2	0- 1	0- 0	NEUTRAL	0- 1	0- 0	0- 0				
12- 3	0- 0	0- 0	CONFERENCE	0- 2	12- 1	10- 0				
5- 1	0- 0	0- 0	HOME	0- 1	5- 0	4- 0				
7- 2	0- 0	0- 0	AWAY	0- 1	7- 1	6- 0				
0- 0	0- 0	0- 0	NEUTRAL	0- 0	0- 0	0- 0				

RPI 1-25				RPI 26-50				RPI 51-100 Team's RPI: 97				RPI 101+			
RPI	S	Opponent	Score	RPI	S	Opponent	Score	RPI	S	Opponent	Score	RPI	S	Opponent	Score
5	N	Bayl or	58 100	40	A	Bal l St.	58 70	74	N	Penn	60 65	103	A	Little Rock	51 63
17	H	Missouri	59 69					80	A	Drake	65 84	137	A	Wichi ta St.	58 72
								80	H	Drake	68 80	137	H	Wichi ta St.	94 71
								87	A	Al abama	61 65	147	A	UNI	57 52
												147	H	UNI	62 52
												163	A	Southern Ill.	69 71
												180	H	Oral Roberts	76 66
												187	H	Northwestern	90 59
												252	A	Illinois St.	56 50
												252	H	Illinois St.	75 58
												264	A	Indiana St.	77 63
												273	A	Bradley	71 65
												273	H	Bradley	74 54
												292	A	Valparaiso	66 60
												292	H	Valparaiso	83 60
												304	A	Loyola Chicago	69 58
												304	H	Loyola Chicago	75 36
												349	A	Evansville	95 65
-----															
LAST 12 Division I GAMES:															
292	A	Valparaiso	66 60	163	A	Southern Ill.	69 71								
304	A	Loyola Chicago	69 58	304	H	Loyola Chicago	75 36								
252	H	Illinois St.	75 58	292	H	Valparaiso	83 60								
273	H	Bradley	74 54	273	A	Bradley	71 65								
80	A	Drake	65 84	252	A	Illinois St.	56 50								
147	A	UNI	57 52	147	H	UNI	62 52								

Non-Div I Games: Central Mo. 62 36

Missouri St.



Average RPI Win:	290	WON-LOST	WINNING	LAST 10	STRENGTH OF	OPP. STRENGTH	TEAM	ADJ.	CONF.	ADJ CONF.
Average RPI Loss:	179	RECORD	PCT. RANK	GAMES	SCHEDULE	OF SCHEDULE	RPI	RPI	RPI	RPI
DIV. I ONLY	8- 19	273	4- 6	258	316	305	305	28	28	
DIV. I NON-CONF.	2- 9	295	0- 0	59	293	250	250	25	25	
TOTALS	RPI 1-25	RPI 26-50	W-L RECORDS	RPI 51-100	RPI 101-999	RPI 201+				
8- 19	0- 0	0- 1	OVERALL	0- 5	8- 13	8- 7				
6- 7	0- 0	0- 1	HOME	0- 3	6- 3	6- 1				
1- 12	0- 0	0- 0	AWAY	0- 2	1- 10	1- 6				
1- 0	0- 0	0- 0	NEUTRAL	0- 0	1- 0	1- 0				
2- 9	0- 0	0- 0	NON-CONFERENCE	0- 5	2- 4	2- 1				
1- 4	0- 0	0- 0	HOME	0- 3	1- 1	1- 0				
0- 5	0- 0	0- 0	AWAY	0- 2	0- 3	0- 1				
1- 0	0- 0	0- 0	NEUTRAL	0- 0	1- 0	1- 0				
6- 10	0- 0	0- 1	CONFERENCE	0- 0	6- 9	6- 6				
5- 3	0- 0	0- 1	HOME	0- 0	5- 2	5- 1				
1- 7	0- 0	0- 0	AWAY	0- 0	1- 7	1- 5				
0- 0	0- 0	0- 0	NEUTRAL	0- 0	0- 0	0- 0				

RPI S Opponent	Score	RPI S Opponent	Score	RPI S Opponent	Score	RPI S Opponent	Score
		41 H Qui nni pi ac	55 76	75 H Virginia Tech	34 84	130 A Robert Morris	38 56
				79 H Albany (NY)	44 68	154 A Clemson	54 57
				82 A Navy	49 73	160 A Mari st	46 69
				88 H George Washington	45 59	160 H Mari st	57 85
				100 A Jacksonvi lle	65 74	196 A Si ena	41 44
						198 H Lehi gh	57 75
						248 A Ni agara	65 68
						248 H Ni agara	65 63
						251 N North Flori da	67 57
						253 A Fai rfi el d	55 61
						257 A Manhattan	53 63
						257 H Manhattan	63 59
						268 A Fai rlei gh Dickinson	61 78
						269 H Sacred Heart	69 64
						275 H Ri der	63 56
						284 A Cani si us	50 62
						284 H Cani si us	48 60
						336 A I ona	62 56
						336 H I ona	68 56
						348 A Saint Peter's	47 67
						348 H Saint Peter's	51 44
LAST 12 Di vi si on I GAMES:							
248 A Ni agara	65 68	275 H Ri der	63 56				
284 A Cani si us	50 62	257 A Manhattan	53 63				
257 H Manhattan	63 59	348 A Saint Peter's	47 67				
248 H Ni agara	65 63	336 H I ona	68 56				
160 H Mari st	57 85	284 H Cani si us	48 60				
196 A Si ena	41 44	41 H Qui nni pi ac	55 76				

Non-Di v I Games:

Monmouth



Average RPI Win:	249	WON-LOST	WINNING	LAST 10	STRENGTH OF	OPP. STRENGTH	TEAM	ADJ.	CONF.	ADJ CONF.
Average RPI Loss:	134	RECORD	PCT. RANK	GAMES	SCHEDULE	OF SCHEDULE	RPI	RPI	RPI	RPI
DIV. I ONLY	11- 14	211	4- 6	260	147	245	245	19	19	
DIV. I NON-CONF.	3- 7	254	0- 0	110	231	263	263	13	13	
-----										
TOTALS	RPI 1-25	RPI 26-50	W-L RECORDS	RPI 51-100	RPI 101-999	RPI 201+				
11- 14	0- 0	0- 4	OVERALL	0- 2	11- 8	7- 4				
8- 6	0- 0	0- 2	HOME	0- 1	8- 3	5- 1				
3- 6	0- 0	0- 1	AWAY	0- 1	3- 4	2- 2				
0- 2	0- 0	0- 1	NEUTRAL	0- 0	0- 1	0- 1				
3- 7	0- 0	0- 2	NON-CONFERENCE	0- 2	3- 3	2- 2				
3- 3	0- 0	0- 1	HOME	0- 1	3- 1	2- 1				
0- 2	0- 0	0- 0	AWAY	0- 1	0- 1	0- 0				
0- 2	0- 0	0- 1	NEUTRAL	0- 0	0- 1	0- 1				
8- 7	0- 0	0- 2	CONFERENCE	0- 0	8- 5	5- 2				
5- 3	0- 0	0- 1	HOME	0- 0	5- 2	3- 0				
3- 4	0- 0	0- 1	AWAY	0- 0	3- 3	2- 2				
0- 0	0- 0	0- 0	NEUTRAL	0- 0	0- 0	0- 0				

RPI	S	Opponent	Score	RPI	S	Opponent	Score	RPI	S	Opponent	Score	RPI	S	Opponent	Score
30	N	Marquette	68 87	65	A	Wyoming	62 67	109	H	SFA	60 52				
35	A	Northern Colo.	50 68	92	H	Kentucky	54 71	132	A	Portland St.	53 70				
35	H	Northern Colo.	58 64					132	H	Portland St.	69 53				
44	H	Gonzaga	55 70					134	A	Fresno St.	58 61				
								135	H	Idaho	56 67				
								158	H	Eastern Wash.	72 75				
								172	A	North Dakota	54 43				
								172	H	North Dakota	53 51				
								228	A	Montana St.	64 81				
								232	H	Seattle U	64 78				
								264	N	Indiana St.	45 57				
								288	A	Sacramento St.	64 79				
								288	H	Sacramento St.	68 59				
								301	A	Northern Ariz.	69 52				
								301	H	Northern Ariz.	70 62				
								303	H	Long Beach St.	67 60				
								320	A	Southern Utah	74 65				
								320	H	Southern Utah	81 71				
								324	H	Cal St. Fullerton	68 47				
-----															
LAST 12 Division I GAMES:															
135	H	Idaho	56 67	301	A	Northern Ariz.	69 52								
158	H	Eastern Wash.	72 75	320	A	Southern Utah	74 65								
288	A	Sacramento St.	64 79	228	A	Montana St.	64 81								
132	A	Portland St.	53 70	132	H	Portland St.	69 53								
172	H	North Dakota	53 51	288	H	Sacramento St.	68 59								
35	H	Northern Colo.	58 64	35	A	Northern Colo.	50 68								

Non-Div I Games: Rocky Mountain 54 38

Montana



Average RPI Win:	240	WON-LOST	WINNING	LAST 10	STRENGTH OF	OPP. STRENGTH	TEAM	ADJ.	CONF.	ADJ CONF.
Average RPI Loss:	152	RECORD	PCT. RANK	GAMES	SCHEDULE	OF SCHEDULE	RPI	RPI	RPI	RPI
DIV. I ONLY	12- 12	171	6- 4	315	130	228	228	19	19	
DIV. I NON-CONF.	4- 5	202	0- 0	228	210	190	190	13	13	
-----										
TOTALS	RPI 1-25	RPI 26-50	W-L RECORDS	RPI 51-100	RPI 101-999	RPI 201+				
12- 12	0- 0	0- 3	OVERALL	1- 0	11- 9	8- 4				
8- 3	0- 0	0- 1	HOME	1- 0	7- 2	4- 0				
3- 8	0- 0	0- 2	AWAY	0- 0	3- 6	3- 3				
1- 1	0- 0	0- 0	NEUTRAL	0- 0	1- 1	1- 1				
4- 5	0- 0	0- 1	NON-CONFERENCE	1- 0	3- 4	2- 3				
2- 0	0- 0	0- 0	HOME	1- 0	1- 0	0- 0				
1- 4	0- 0	0- 1	AWAY	0- 0	1- 3	1- 2				
1- 1	0- 0	0- 0	NEUTRAL	0- 0	1- 1	1- 1				
8- 7	0- 0	0- 2	CONFERENCE	0- 0	8- 5	6- 1				
6- 3	0- 0	0- 1	HOME	0- 0	6- 2	4- 0				
2- 4	0- 0	0- 1	AWAY	0- 0	2- 3	2- 1				
0- 0	0- 0	0- 0	NEUTRAL	0- 0	0- 0	0- 0				

RPI	S	Opponent	Score	RPI	S	Opponent	Score	RPI	S	Opponent	Score	RPI	S	Opponent	Score
35	A	Northern Colo.	69 82	65	H	Wyoming	50 46	109	H	SFA	59 54	132	A	Portland St.	53 62
35	H	Northern Colo.	63 78					132	H	Portland St.	60 69	135	H	Idaho	77 95
48	A	Southern California	47 98					148	A	BYU	54 75	158	H	Eastern Wash.	77 74
								172	A	North Dakota	70 79	172	H	North Dakota	72 56
								219	N	Nevada	53 67	235	A	Hawaii	75 81
								243	A	Omaha	53 64	245	H	Montana	81 64
								288	A	Sacramento St.	77 88	288	H	Sacramento St.	85 50
								299	N	Utah St.	64 52	301	A	Northern Ariz.	78 56
								301	H	Northern Ariz.	81 39	303	A	Long Beach St.	62 51
								320	A	Southern Utah	63 57	320	H	Southern Utah	91 71
-----															
LAST 12 Division I GAMES:															
158	H	Eastern Wash.	77 74	320	A	Southern Utah	63 57								
135	H	Idaho	77 95	301	A	Northern Ariz.	78 56								
132	A	Portland St.	53 62	245	H	Montana	81 64								
288	A	Sacramento St.	77 88	288	H	Sacramento St.	85 50								
35	H	Northern Colo.	63 78	132	H	Portland St.	60 69								
172	H	North Dakota	72 56	172	A	North Dakota	70 79								

Non-Div I Games: Montana St. Billings 67 47 Providence (MT) 66 31

Montana St.



Average RPI Win:	275	WON-LOST	WINNING	LAST 10	STRENGTH OF	OPP. STRENGTH	TEAM	ADJ.	CONF.	ADJ CONF.
Average RPI Loss:	158	RECORD	PCT. RANK	GAMES	SCHEDULE	OF SCHEDULE	RPI	RPI	RPI	RPI
DIV. I ONLY	18- 10	94	7- 3	321	285	182	182	25	25	
DIV. I NON-CONF.	7- 4	102	0- 0	335	303	222	222	27	27	
-----										
TOTALS	RPI 1-25	RPI 26-50	W-L RECORDS	RPI 51-100	RPI 101-999	RPI 201+				
18- 10	0- 0	0- 0	OVERALL	0- 4	18- 6	15- 3				
7- 5	0- 0	0- 0	HOME	0- 1	7- 4	5- 2				
11- 5	0- 0	0- 0	AWAY	0- 0	11- 0	10- 0				
0- 0	0- 0	0- 0	NEUTRAL	0- 0	0- 0	0- 0				
7- 4	0- 0	0- 0	NON-CONFERENCE	0- 2	7- 2	6- 2				
2- 2	0- 0	0- 0	HOME	0- 0	2- 2	1- 2				
5- 2	0- 0	0- 0	AWAY	0- 2	5- 0	5- 0				
0- 0	0- 0	0- 0	NEUTRAL	0- 0	0- 0	0- 0				
11- 6	0- 0	0- 0	CONFERENCE	0- 2	11- 4	9- 1				
5- 3	0- 0	0- 0	HOME	0- 1	5- 2	4- 0				
6- 3	0- 0	0- 0	AWAY	0- 1	6- 2	5- 1				
0- 0	0- 0	0- 0	NEUTRAL	0- 0	0- 0	0- 0				

RPI 1-25				RPI 26-50				RPI 51-100				RPI 101+ Team's RPI: 182			
RPI	S	Opponent	Score	RPI	S	Opponent	Score	RPI	S	Opponent	Score	RPI	S	Opponent	Score
								64	A	West Virginia	56 66	141	H	SIUE	51 66
								66	A	Belmont	56 80	163	H	Southern Ill.	85 81
								66	H	Belmont	62 83	178	A	Jacksonville St.	64 70
								92	A	Kentucky	53 86	178	H	Jacksonville St.	65 67
												194	A	UT Martin	81 76
												194	H	UT Martin	88 75
												214	A	Southeast Mo. St.	59 56
												214	H	Southeast Mo. St.	60 58
												229	H	Gardner-Webb	60 68
												240	A	Austin Peay	66 59
												251	H	North Florida	56 61
												260	A	Lipscomb	75 55
												266	A	St. Francis Brooklyn	73 59
												284	A	Canisius	76 52
												288	H	Sacramento St.	75 71
												294	A	Murray St.	82 80
												312	A	Tennessee Tech	74 67
												312	H	Tennessee Tech	53 51
												314	A	Eastern Ky.	56 59
												333	A	Tennessee St.	71 69
												333	H	Tennessee St.	97 81
												345	A	Chicago St.	79 40
												347	H	Eastern Ill.	89 81
												349	A	Evansville	82 75
LAST 12 Division I GAMES:															
194	H	UT Martin	88 75	333	H	Tennessee St.	97 81								
66	A	Belmont	56 80	240	A	Austin Peay	66 59								
333	A	Tennessee St.	71 69	294	A	Murray St.	82 80								
314	A	Eastern Ky.	56 59	312	H	Tennessee Tech	53 51								
214	H	Southeast Mo. St.	60 58	178	H	Jacksonville St.	65 67								
66	H	Belmont	62 83	194	A	UT Martin	81 76								

Non-Div I Games: Brescia 120 41 Ky. Christian 115 39

Morehead St.

■ Loss, 
 ■ Non-Conf, 
 ■ S Site, 
 ■ Home 
 ■ A Away 
 N Neutral



Average RPI Win: 312  
 Average RPI Loss: 178

WON-LOST  
 RECORD

WINNING  
 PCT. RANK

LAST 10  
 GAMES

STRENGTH OF  
 SCHEDULE

OPP. STRENGTH  
 OF SCHEDULE

TEAM  
 RPI

ADJ.  
 RPI

CONF.  
 RPI

ADJ CONF.  
 RPI

DIV. I ONLY	12- 12	171	4- 6	342	317	259	259	30	30
DIV. I NON-CONF.	5- 6	187	0- 0	256	191	193	193	30	30
-----									
TOTALS	RPI 1-25	RPI 26-50	W-L RECORDS	RPI 51-100	RPI 101-999	RPI 201+			
12- 12	0- 1	0- 2	OVERALL	0- 1	12- 8	12- 6			
7- 3	0- 0	0- 0	HOME	0- 0	7- 3	7- 2			
5- 8	0- 0	0- 0	AWAY	0- 0	5- 0	5- 0			
0- 1	0- 1	0- 0	NEUTRAL	0- 0	0- 0	0- 0			
5- 6	0- 1	0- 2	NON-CONFERENCE	0- 1	5- 2	5- 1			
3- 0	0- 0	0- 0	HOME	0- 0	3- 0	3- 0			
2- 5	0- 0	0- 2	AWAY	0- 1	2- 2	2- 1			
0- 1	0- 1	0- 0	NEUTRAL	0- 0	0- 0	0- 0			
7- 6	0- 0	0- 0	CONFERENCE	0- 0	7- 6	7- 5			
4- 3	0- 0	0- 0	HOME	0- 0	4- 3	4- 2			
3- 3	0- 0	0- 0	AWAY	0- 0	3- 3	3- 3			
0- 0	0- 0	0- 0	NEUTRAL	0- 0	0- 0	0- 0			

RPI 1-25				RPI 26-50				RPI 51-100				RPI 101+ Team's RPI: 259			
RPI	S	Opponent	Score	RPI	S	Opponent	Score	RPI	S	Opponent	Score	RPI	S	Opponent	Score
18	N	Iowa	46 90	29	A	Syracuse	68 95	64	A	West Virginia	41 84	114	H	Bethune-Cookman	57 64
				31	A	Dayton	52 88					124	A	Colorado St.	44 60
												206	A	N. C. A&T	60 67
												211	A	Norfolk St.	55 53
												263	H	Howard	61 68
												274	H	UMES	63 50
												287	H	Mt. St. Mary's	75 67
												296	A	Central Conn. St.	61 41
												307	H	FIU	62 51
												311	A	Coppin St.	53 55
												316	A	Marshall	68 73
												319	H	South Carolina St.	65 55
												330	A	N. C. Central	57 60
												332	H	Delaware St.	54 62
												335	H	NJIT	55 43
												342	A	Florida A&M	59 44
												342	H	Florida A&M	61 56
												343	A	Savannah St.	70 41
												343	H	Savannah St.	73 67
												344	A	UMass Lowell	65 59
LAST 12 Division I GAMES:															
114	H	Bethune-Cookman	57 64	332	H	Delaware St.	54 62								
342	A	Florida A&M	59 44	311	A	Coppin St.	53 55								
343	A	Savannah St.	70 41	330	A	N. C. Central	57 60								
263	H	Howard	61 68	206	A	N. C. A&T	60 67								
211	A	Norfolk St.	55 53	343	H	Savannah St.	73 67								
319	H	South Carolina St.	65 55	342	H	Florida A&M	61 56								

Non-Div I Games: Cheyney 123 53 Lincoln (PA) 60 41

Morgan St.

Loss, Non-Conf, S Site, H Home A Away N Neutral



Average RPI Win:	283	WON-LOST	WINNING	LAST 10	STRENGTH OF	OPP. STRENGTH	TEAM	ADJ.	CONF.	ADJ CONF.
Average RPI Loss:	216	RECORD	PCT. RANK	GAMES	SCHEDULE	OF SCHEDULE	RPI	RPI	RPI	RPI
DIV. I ONLY	9- 17	259	3- 7	295	322	287	287	29	29	
DIV. I NON-CONF.	3- 8	268	0- 0	227	249	264	264	29	29	
-----										
TOTALS	RPI 1-25	RPI 26-50	W-L RECORDS	RPI 51-100	RPI 101-999	RPI 201+				
9- 17	0- 2	0- 0	OVERALL	0- 0	9- 15	9- 12				
5- 6	0- 0	0- 0	HOME	0- 0	5- 6	5- 5				
4- 11	0- 0	0- 0	AWAY	0- 0	4- 0	4- 0				
0- 0	0- 0	0- 0	NEUTRAL	0- 0	0- 0	0- 0				
3- 8	0- 2	0- 0	NON-CONFERENCE	0- 0	3- 6	3- 5				
2- 1	0- 0	0- 0	HOME	0- 0	2- 1	2- 1				
1- 7	0- 2	0- 0	AWAY	0- 0	1- 5	1- 4				
0- 0	0- 0	0- 0	NEUTRAL	0- 0	0- 0	0- 0				
6- 9	0- 0	0- 0	CONFERENCE	0- 0	6- 9	6- 7				
3- 5	0- 0	0- 0	HOME	0- 0	3- 5	3- 4				
3- 4	0- 0	0- 0	AWAY	0- 0	3- 4	3- 3				
0- 0	0- 0	0- 0	NEUTRAL	0- 0	0- 0	0- 0				

RPI 1-25				RPI 26-50				RPI 51-100				RPI 101+				Team's RPI: 287
RPI	S	Opponent	Score	RPI	S	Opponent	Score	RPI	S	Opponent	Score	RPI	S	Opponent	Score	
1	A	Notre Dame	65 121									123	A	Saint Francis (PA)	88 92	
22	A	Maryland	57 97									130	H	Robert Morris	68 77	
												198	A	Lehigh	71 75	
												220	A	Xavier	45 66	
												229	H	Gardner-Webb	67 75	
												247	H	Loyola Maryland	71 63	
												253	A	Fairfield	65 76	
												259	A	Morgan St.	67 75	
												266	A	St. Francis Brooklyn	73 82	
												266	H	St. Francis Brooklyn	56 75	
												268	A	Fairleigh Dickinson	55 53	
												268	H	Fairleigh Dickinson	55 52	
												269	A	Sacred Heart	44 56	
												269	H	Sacred Heart	52 82	
												274	A	UMES	66 63	
												275	H	Rider	82 78	
												285	A	LIU Brooklyn	48 53	
												285	H	LIU Brooklyn	59 61	
												286	A	Bryant	68 63	
												286	H	Bryant	64 67	
												296	A	Central Conn. St.	68 56	
												296	H	Central Conn. St.	76 56	
												311	A	Coppin St.	54 68	
												334	H	Wagner	79 56	
LAST 12 Division I GAMES:																
296	H	Central Conn. St.	76 56	334	H	Wagner	79 56									
286	H	Bryant	64 67	130	H	Robert Morris	68 77									
269	A	Sacred Heart	44 56	123	A	Saint Francis (PA)	88 92									
268	A	Fairleigh Dickinson	55 53	285	A	LIU Brooklyn	48 53									
266	H	St. Francis Brooklyn	56 75	266	A	St. Francis Brooklyn	73 82									
285	H	LIU Brooklyn	59 61	268	H	Fairleigh Dickinson	55 52									

Non-Div I Games:

Mt. St. Mary's



Average RPI Win: 301  
Average RPI Loss: 173

WON-LOST  
RECORD

WINNING  
PCT. RANK

LAST 10  
GAMES

STRENGTH OF  
SCHEDULE

OPP. STRENGTH  
OF SCHEDULE

TEAM  
RPI

ADJ.  
RPI

CONF.  
RPI

ADJ CONF.  
RPI

DIV. I ONLY	10- 17	241	5- 5	328	257	294	294	25	25
DIV. I NON-CONF.	3- 7	254	0- 0	319	196	306	306	27	27
TOTALS	RPI 1-25	RPI 26-50	W-L RECORDS	RPI 51-100	RPI 101-999	RPI 201+			
10- 17	0- 1	0- 0	OVERALL	0- 2	10- 14	10- 5			
6- 7	0- 0	0- 0	HOME	0- 0	6- 7	6- 1			
4- 10	0- 1	0- 0	AWAY	0- 2	4- 7	4- 4			
0- 0	0- 0	0- 0	NEUTRAL	0- 0	0- 0	0- 0			
3- 7	0- 1	0- 0	NON-CONFERENCE	0- 1	3- 5	3- 3			
2- 2	0- 0	0- 0	HOME	0- 0	2- 2	2- 0			
1- 5	0- 1	0- 0	AWAY	0- 1	1- 3	1- 3			
0- 0	0- 0	0- 0	NEUTRAL	0- 0	0- 0	0- 0			
7- 10	0- 0	0- 0	CONFERENCE	0- 1	7- 9	7- 2			
4- 5	0- 0	0- 0	HOME	0- 0	4- 5	4- 1			
3- 5	0- 0	0- 0	AWAY	0- 1	3- 4	3- 1			
0- 0	0- 0	0- 0	NEUTRAL	0- 0	0- 0	0- 0			

RPI	S	Opponent	Score	RPI	S	Opponent	Score	RPI	S	Opponent	Score	RPI	S	Opponent	Score	Team's RPI: 294
4	A	Louisville	51 115					66	A	Belmont	65 70	105	H	Butler	59 88	
								87	A	Alabama	47 68	120	H	ETSU	68 96	
												141	A	SIUE	68 77	
												141	H	SIUE	70 75	
												178	A	Jacksonville St.	65 97	
												178	H	Jacksonville St.	55 59	
												182	H	Morehead St.	80 82	
												194	A	UT Martin	67 85	
												194	H	UT Martin	80 97	
												214	A	Southeast Mo. St.	70 80	
												214	H	Southeast Mo. St.	74 85	
												223	A	UNCG	63 52	
												240	H	Austin Peay	91 65	
												244	H	Northern Ky.	98 87	
												260	A	Lipscomb	64 65	
												312	A	Tennessee Tech	72 63	
												312	H	Tennessee Tech	80 73	
												314	H	Eastern Ky.	75 68	
												318	A	Alabama A&M	54 71	
												333	A	Tennessee St.	85 73	
												341	H	Mississippi Val.	64 63	
												347	A	Eastern Ill.	70 63	
												347	H	Eastern Ill.	72 61	
												349	A	Evansville	81 89	
LAST 12 Division I GAMES:																
347	A	Eastern Ill.	70 63	214	A	Southeast Mo. St.	70 80									
312	H	Tennessee Tech	80 73	314	H	Eastern Ky.	75 68									
178	H	Jacksonville St.	55 59	182	H	Morehead St.	80 82									
141	A	SIUE	68 77	333	A	Tennessee St.	85 73									
240	H	Austin Peay	91 65	66	A	Belmont	65 70									
194	A	UT Martin	67 85	312	A	Tennessee Tech	72 63									

Non-Div I Games: Bethel (TN) 81 76

Murray St.

Loss, Non-Conf, S Site, H Home A Away N Neutral



Average RPI Win: 294

Average RPI Loss: 101

WON-LOST  
RECORDWINNING  
PCT. RANKLAST 10  
GAMESSTRENGTH OF  
SCHEDULEOPP. STRENGTH  
OF SCHEDULETEAM  
RPIADJ.  
RPICONF.  
RPIADJ CONF.  
RPIDIV. I ONLY  
DIV. I NON-CONF.15- 8  
3- 793  
2549- 1  
0- 0330  
195244  
63206  
272206  
27230  
3030  
30

TOTALS

RPI 1-25

RPI 26-50

W-L RECORDS

RPI 51-100

RPI 101-999

RPI 201+

15- 8

0- 1

0- 1

OVERALL

0- 3

15- 3

15- 1

10- 3

0- 1

0- 1

HOME

0- 0

10- 1

10- 1

5- 3

0- 0

0- 0

AWAY

0- 1

5- 2

5- 0

0- 2

0- 0

0- 0

NEUTRAL

0- 2

0- 0

0- 0

3- 7

0- 1

0- 1

NON-CONFERENCE

0- 3

3- 2

3- 0

3- 2

0- 1

0- 1

HOME

0- 0

3- 0

3- 0

0- 3

0- 0

0- 0

AWAY

0- 1

0- 2

0- 0

0- 2

0- 0

0- 0

NEUTRAL

0- 2

0- 0

0- 0

12- 1

0- 0

0- 0

CONFERENCE

0- 0

12- 1

12- 1

7- 1

0- 0

0- 0

HOME

0- 0

7- 1

7- 1

5- 0

0- 0

0- 0

AWAY

0- 0

5- 0

5- 0

0- 0

0- 0

0- 0

NEUTRAL

0- 0

0- 0

0- 0

RPI 1-25

RPI 26-50

RPI 51-100

RPI 101+

Team's RPI: 206

RPI	S	Opponent	Score
25	H	Georgia	63 73

RPI	S	Opponent	Score
49	H	Elon	59 90

RPI	S	Opponent	Score
70	N	Duquesne	60 73
73	N	Harvard	60 64
86	A	Ohio	65 72

RPI	S	Opponent	Score
101	A	Auburn	53 63
194	A	UT Martin	63 76
207	H	Hampton	51 63
211	H	Norfolk St.	53 51
259	H	Morgan St.	67 60
263	A	Howard	76 68
263	H	Howard	91 53
272	H	Appalachian St.	81 56
274	A	UMES	57 45
274	H	UMES	65 60
309	H	Western Caro.	68 59
311	H	Coppin St.	64 63
319	A	South Carolina St.	74 54
325	H	Ga. Southern	60 49
330	H	N. C. Central	67 54
332	A	Delaware St.	66 48
332	H	Delaware St.	75 55
343	A	Savannah St.	69 44

LAST 12 Division I GAMES:

274	H	UMES	65 60	211	H	Norfolk St.	53 51
263	H	Howard	91 53	330	H	N. C. Central	67 54
343	A	Savannah St.	69 44	263	A	Howard	76 68
319	A	South Carolina St.	74 54	274	A	UMES	57 45
207	H	Hampton	51 63	311	H	Coppin St.	64 63
332	H	Delaware St.	75 55	259	H	Morgan St.	67 60

Non-Div I Games:

Saint Augustine's 94 42

St. Andrews

90 40

N. C. A&amp;T

Loss, 
 Non-Conf, S Site, 
 H Home
A Away 
 N Neutral



Average RPI Win:	307	WON-LOST	WINNING	LAST 10	STRENGTH OF	OPP. STRENGTH	TEAM	ADJ.	CONF.	ADJ CONF.
Average RPI Loss:	212	RECORD	PCT. RANK	GAMES	SCHEDULE	OF SCHEDULE	RPI	RPI	RPI	RPI
DIV. I ONLY	6- 19	302	3- 7	319	320	330	330	30	30	
DIV. I NON-CONF.	1- 11	331	0- 0	281	282	342	342	30	30	
-----										
TOTALS	RPI 1-25	RPI 26-50	W-L RECORDS	RPI 51-100	RPI 101-999	RPI 201+				
6- 19	0- 0	0- 2	OVERALL	0- 0	6- 17	6- 13				
5- 5	0- 0	0- 1	HOME	0- 0	5- 4	5- 4				
1- 14	0- 0	0- 1	AWAY	0- 0	1- 13	1- 9				
0- 0	0- 0	0- 0	NEUTRAL	0- 0	0- 0	0- 0				
1- 11	0- 0	0- 2	NON-CONFERENCE	0- 0	1- 9	1- 6				
1- 2	0- 0	0- 1	HOME	0- 0	1- 1	1- 1				
0- 9	0- 0	0- 1	AWAY	0- 0	0- 8	0- 5				
0- 0	0- 0	0- 0	NEUTRAL	0- 0	0- 0	0- 0				
5- 8	0- 0	0- 0	CONFERENCE	0- 0	5- 8	5- 7				
4- 3	0- 0	0- 0	HOME	0- 0	4- 3	4- 3				
1- 5	0- 0	0- 0	AWAY	0- 0	1- 5	1- 4				
0- 0	0- 0	0- 0	NEUTRAL	0- 0	0- 0	0- 0				

RPI 1-25				RPI 26-50				RPI 51-100				RPI 101+ Team's RPI: 330			
RPI	S	Opponent	Score	RPI	S	Opponent	Score	RPI	S	Opponent	Score	RPI	S	Opponent	Score
				38	H	Oregon St.	44 97					114	A	Bethune-Cookman	47 57
				49	A	Elon	50 78					118	A	Iowa St.	58 99
												124	A	Colorado St.	48 85
												185	A	East Carolina	61 73
												206	A	N. C. A&T	54 67
												207	H	Hampton	53 62
												211	H	Norfolk St.	60 75
												249	A	Coastal Caro.	65 68
												256	A	Presbyterian	60 69
												259	H	Morgan St.	60 57
												261	A	UNCW	63 89
												262	H	Campbell	51 58
												263	A	Howard	54 69
												263	H	Howard	78 77
												274	A	UMES	73 84
												274	H	UMES	69 80
												291	A	USC Upstate	61 66
												300	A	Wofford	56 77
												311	H	Coppin St.	60 52
												332	A	Delaware St.	74 67
												332	H	Delaware St.	76 60
												342	A	Florida A&M	81 84
												346	H	Longwood	87 75
-----															
LAST 12 Division I GAMES:															
				263	H	Howard	78 77	206	A	N. C. A&T	54 67				
				274	H	UMES	69 80	274	A	UMES	73 84				
				114	A	Bethune-Cookman	47 57	263	A	Howard	54 69				
				342	A	Florida A&M	81 84	259	H	Morgan St.	60 57				
				332	H	Delaware St.	76 60	311	H	Coppin St.	60 52				
				207	H	Hampton	53 62	211	H	Norfolk St.	60 75				

Non-Div I Games: Johnson &amp; Wales (NC) 51

N. C. Central



N  
C  
S  
t  
a  
t  
e

NC State				Through Games Of Feb. 22, 2018							
Average RPI	Win:	121	WON-LOST	WINNING	LAST 10	STRENGTH OF	OPP. STRENGTH	TEAM	ADJ.	CONF.	ADJ CONF.
Average RPI	Loss:	28	RECORD	PCT. RANK	GAMES	SCHEDULE	OF SCHEDULE	RPI	RPI	RPI	RPI
DIV. I ONLY	22- 6	33	9- 1	43	9	21	21	1	1		
DIV. I NON-CONF.	11- 2	22	0- 0	81	35	24	24	1	1		
-----											
TOTALS	RPI 1-25		RPI 26-50		W-L RECORDS	RPI 51-100		RPI 101-999		RPI 201+	
22- 6	1- 2		2- 4		OVERALL	6- 0		13- 0		2- 0	
14- 2	1- 1		2- 1		HOME	3- 0		8- 0		1- 0	
7- 3	0- 1		0- 2		AWAY	2- 0		5- 0		1- 0	
1- 1	0- 0		0- 1		NEUTRAL	1- 0		0- 0		0- 0	
11- 2	0- 0		1- 2		NON-CONFERENCE	2- 0		8- 0		2- 0	
8- 0	0- 0		1- 0		HOME	1- 0		6- 0		1- 0	
2- 1	0- 0		0- 1		AWAY	0- 0		2- 0		1- 0	
1- 1	0- 0		0- 1		NEUTRAL	1- 0		0- 0		0- 0	
11- 4	1- 2		1- 2		CONFERENCE	4- 0		5- 0		0- 0	
6- 2	1- 1		1- 1		HOME	2- 0		2- 0		0- 0	
5- 2	0- 1		0- 1		AWAY	2- 0		3- 0		0- 0	
0- 0	0- 0		0- 0		NEUTRAL	0- 0		0- 0		0- 0	
-----											
RPI 1-25		Team's RPI: 21	RPI 26-50			RPI 51-100			RPI 101+		
RPI	S	Opponent	Score	RPI	S	Opponent	Score	RPI	S	Opponent	Score
4	H	Louisville	47 55	29	H	Syracuse	60 56	61	H	Georgia Tech	56 43
7	H	Florida St.	65 56	32	N	South Dakota St.	67 75	75	A	Virginia Tech	68 51
12	A	Duke	56 69	33	A	Rutgers	53 57	87	N	Alabama	68 49
				34	H	Virginia	63 73	95	A	Wake Forest	82 68
				49	H	Elon	70 57	95	H	Wake Forest	74 61
				50	A	Miami (FL)	48 52	100	H	Jacksonville	64 44
-----											
LAST 12 Division I GAMES:											
174	A	Pittsburgh	77 66	154	A	Clemson	62 41				
95	H	Wake Forest	74 61	95	A	Wake Forest	82 68				
116	H	North Carolina	73 54	116	A	North Carolina	66 53				
50	A	Miami (FL)	48 52	29	H	Syracuse	60 56				
191	H	Boston College	72 54	61	H	Georgia Tech	56 43				
7	H	Florida St.	65 56	12	A	Duke	56 69				

N  
C  
S  
t  
a  
t  
e

Non-Div I Games:

NC State



Average RPI Win:	268	WON-LOST	WINNING	LAST 10	STRENGTH OF	OPP. STRENGTH	TEAM	ADJ.	CONF.	ADJ CONF.
Average RPI Loss:	198	RECORD	PCT. RANK	GAMES	SCHEDULE	OF SCHEDULE	RPI	RPI	RPI	RPI
DIV. I ONLY	3- 24	336	2- 8	250	305	335	335	23	23	
DIV. I NON-CONF.	1- 13	336	0- 0	275	340	344	344	21	21	
-----										
TOTALS	RPI 1-25	RPI 26-50	W-L RECORDS	RPI 51-100	RPI 101-999	RPI 201+				
3- 24	0- 0	0- 1	OVERALL	0- 6	3- 17	3- 12				
2- 12	0- 0	0- 0	HOME	0- 3	2- 9	2- 8				
1- 12	0- 0	0- 1	AWAY	0- 3	1- 8	1- 4				
0- 0	0- 0	0- 0	NEUTRAL	0- 0	0- 0	0- 0				
1- 13	0- 0	0- 1	NON-CONFERENCE	0- 2	1- 10	1- 7				
1- 6	0- 0	0- 0	HOME	0- 1	1- 5	1- 5				
0- 7	0- 0	0- 1	AWAY	0- 1	0- 5	0- 2				
0- 0	0- 0	0- 0	NEUTRAL	0- 0	0- 0	0- 0				
2- 11	0- 0	0- 0	CONFERENCE	0- 4	2- 7	2- 5				
1- 6	0- 0	0- 0	HOME	0- 2	1- 4	1- 3				
1- 5	0- 0	0- 0	AWAY	0- 2	1- 3	1- 2				
0- 0	0- 0	0- 0	NEUTRAL	0- 0	0- 0	0- 0				

RPI 1-25				RPI 26-50				RPI 51-100				RPI 101+ Team's RPI: 335			
RPI	S	Opponent	Score	RPI	S	Opponent	Score	RPI	S	Opponent	Score	RPI	S	Opponent	Score
				32	A	South Dakota St.	48 92								
								55	A	FGCU	66 90	150	A	Binghamton	36 67
								55	H	FGCU	43 89	165	A	Army West Point	49 79
								74	H	Penn	38 77	181	A	Stetson	55 73
								90	A	Dartmouth	50 81	181	H	Stetson	53 72
								100	A	Jacksonville	53 73	198	A	Lehigh	50 64
								100	H	Jacksonville	58 88	251	A	North Florida	66 62
												251	H	North Florida	75 65
												259	A	Morgan St.	43 55
												260	A	Lipscomb	58 66
												260	H	Lipscomb	58 74
												267	H	Cornell	46 61
												268	H	Fairleigh Dickinson	70 74
												275	H	Rider	64 79
												278	A	North Dakota St.	58 105
												285	H	LIU Brooklyn	49 67
												291	H	USC Upstate	57 95
												293	A	Kennesaw St.	65 80
												293	H	Kennesaw St.	58 61
												303	H	Long Beach St.	73 57
												348	H	Saint Peter's	52 59
LAST 12 Division I GAMES:															
				100	A	Jacksonville	53 73					293	A	Kennesaw St.	65 80
				251	A	North Florida	66 62					260	H	Lipscomb	58 74
				55	H	FGCU	43 89					251	H	North Florida	75 65
				181	H	Stetson	53 72					100	H	Jacksonville	58 88
				293	H	Kennesaw St.	58 61					181	A	Stetson	55 73
				260	A	Lipscomb	58 66					55	A	FGCU	66 90

Non-Div I Games: St. Joseph's (Brkn)106 42

NJIT



Average RPI Win:	235
Average RPI Loss:	112

Average RPI Win:	235	WON-LOST	WINNING	LAST 10	STRENGTH OF	OPP. STRENGTH	TEAM	ADJ.	CONF.	ADJ CONF.
Average RPI Loss:	112	RECORD	PCT. RANK	GAMES	SCHEDULE	OF SCHEDULE	RPI	RPI	RPI	RPI
DIV. I ONLY		21- 5	30	8- 2	256	225	82	82	15	15
DIV. I NON-CONF.		9- 1	19	0- 0	292	326	74	74	18	18
TOTALS	RPI 1-25		RPI 26-50	W-L RECORDS		RPI 51-100	RPI 101-999		RPI 201+	
21- 5	0- 0		0- 0	OVERALL		0- 2	21- 3		17- 0	
13- 1	0- 0		0- 0	HOME		0- 0	13- 1		11- 0	
8- 4	0- 0		0- 0	AWAY		0- 2	8- 2		6- 0	
0- 0	0- 0		0- 0	NEUTRAL		0- 0	0- 0		0- 0	
9- 1	0- 0		0- 0	NON-CONFERENCE		0- 1	9- 0		8- 0	
6- 0	0- 0		0- 0	HOME		0- 0	6- 0		6- 0	
3- 1	0- 0		0- 0	AWAY		0- 1	3- 0		2- 0	
0- 0	0- 0		0- 0	NEUTRAL		0- 0	0- 0		0- 0	
12- 4	0- 0		0- 0	CONFERENCE		0- 1	12- 3		9- 0	
7- 1	0- 0		0- 0	HOME		0- 0	7- 1		5- 0	
5- 3	0- 0		0- 0	AWAY		0- 1	5- 2		4- 0	
0- 0	0- 0		0- 0	NEUTRAL		0- 0	0- 0		0- 0	

RPI 1-25				RPI 26-50				RPI 51-100				Team's RPI : 82				RPI 101+			
RPI	S	Opponent	Score	RPI	S	Opponent	Score	RPI	S	Opponent	Score	RPI	S	Opponent	Score	RPI	S	Opponent	Score
								58	A	Ameri can	41	46	106	A	Bucknel I	39	47		
								94	A	New Mexi co	87	94	106	H	Bucknel I	40	49		
												160	A	Mari st	77	70			
												165	A	Army West Poi nt	55	46			
												165	H	Army West Poi nt	70	44			
												198	A	Lehi gh	63	66			
												198	H	Lehi gh	53	50			
												204	A	Boston U.	64	59			
												204	H	Boston U.	59	48			
												211	H	Norfol k St.	70	51			
												212	A	Ri chmond	76	56			
												221	A	Lafayette	59	43			
												221	H	Lafayette	65	59			
												237	A	Hol y Cross	65	58			
												237	H	Hol y Cross	62	54			
												247	H	Loyol a Maryl and	73	44			
												250	H	St. Bonaventure	86	48			
												275	H	Ri der	63	44			
												276	A	Col gate	69	42			
												276	H	Col gate	70	54			
												278	H	North Dakota St.	67	54			
												285	A	LIU Brookl yn	79	47			
												298	H	Ai r Force	71	64			
												305	H	Monmouth	73	49			
				LAST 12 Division I GAMES:															
				106	H	Bucknel I	40	49	198	H	Lehi gh	53	50						
				204	H	Boston U.	59	48	106	A	Bucknel I	39	47						
				221	A	Lafayette	59	43	204	A	Boston U.	64	59						
				165	A	Army West Poi nt	55	46	221	H	Lafayette	65	59						
				237	H	Hol y Cross	62	54	165	H	Army West Poi nt	70	44						
				276	A	Col gate	69	42	237	A	Hol y Cross	65	58						

Non-Div I Games:	Emory & Henry	88	57
------------------	---------------	----	----

Navy

■ Loss, ■ Non-Conf, S Site, H Home A Away N Neutral



Average RPI Loss: 53

DIV. I ONLY	20- 8	62	8- 2	81	30	62	62	3	3
DIV. I NON-CONF.	9- 4	82	0- 0	236	46	137	137	4	4
TOTALS	RPI 1-25	RPI 26-50	W-L RECORDS	RPI 51-100	RPI 101-999	RPI 201+			
20- 8	2- 3	3- 2	OVERALL	3- 2	12- 1	7- 0			
10- 6	1- 2	1- 2	HOME	1- 1	7- 1	4- 0			
9- 1	1- 0	2- 0	AWAY	2- 1	4- 0	2- 0			
1- 1	0- 1	0- 0	NEUTRAL	0- 0	1- 0	1- 0			
9- 4	0- 1	0- 1	NON-CONFERENCE	1- 1	8- 1	5- 0			
5- 3	0- 0	0- 1	HOME	0- 1	5- 1	3- 0			
3- 0	0- 0	0- 0	AWAY	1- 0	2- 0	1- 0			
1- 1	0- 1	0- 0	NEUTRAL	0- 0	1- 0	1- 0			
11- 4	2- 2	3- 1	CONFERENCE	2- 1	4- 0	2- 0			
5- 3	1- 2	1- 1	HOME	1- 0	2- 0	1- 0			
6- 1	1- 0	2- 0	AWAY	1- 1	2- 0	1- 0			
0- 0	0- 0	0- 0	NEUTRAL	0- 0	0- 0	0- 0			

RPI 1-25				RPI 26-50				RPI 51-100				Team's RPI : 62				RPI 101+			
RPI	S	Opponent	Score	RPI	S	Opponent	Score	RPI	S	Opponent	Score	RPI	S	Opponent	Score	RPI	S	Opponent	Score
6	H	Ohio St.	61 73	33	A	Rutgers	52 42	51	A	Indiana	75 83	122	H	Arkansas	80 69				
15	N	Buffalo	72 82	39	H	Michigan	64 69	69	A	Michigan St.	79 69	140	A	Kansas	66 49				
18	A	Iowa	92 74	42	H	Creighton	49 64	80	A	Drake	89 84	141	H	SIUE	62 53				
18	H	Iowa	74 65	43	H	Purdue	75 51	84	H	Penn St.	59 51	154	H	Clemson	66 67				
22	H	Maryland	57 64	47	A	Minnesota	79 74	98	H	Washington St.	61 73	187	A	Northwestern	69 59				
LAST 12 Division I GAMES:																			
84	H	Penn St.	59 51	18	A	Iowa	92 74												
51	A	Indiana	75 83	43	H	Purdue	75 51												
69	A	Michigan St.	79 69	33	A	Rutgers	52 42												
190	H	Wisconsin	51 48	18	H	Iowa	74 65												
22	H	Maryland	57 64	39	H	Michigan	64 69												
222	H	Illinois	62 47	222	A	Illinois	80 72												

### Non-Div I Games:

Nebraska



Average RPI Win: 226  
Average RPI Loss: 135

WON-LOST  
RECORD

WINNING  
PCT. RANK

LAST 10  
GAMES

STRENGTH OF  
SCHEDULE

OPP. STRENGTH  
OF SCHEDULE

TEAM  
RPI

ADJ.  
RPI

CONF.  
RPI

ADJ CONF.  
RPI

DIV. I ONLY	11- 14	211	3- 7	185	116	219	219	16	16
DIV. I NON-CONF.	6- 4	122	0- 0	158	120	143	143	14	14
<hr/>									
TOTALS	RPI 1-25	RPI 26-50	W-L RECORDS	RPI 51-100	RPI 101-999	RPI 201+			
11- 14	0- 1	0- 1	OVERALL	0- 5	11- 7	8- 4			
8- 5	0- 1	0- 0	HOME	0- 1	8- 3	6- 1			
2- 8	0- 0	0- 0	AWAY	0- 4	2- 4	1- 3			
1- 1	0- 0	0- 1	NEUTRAL	0- 0	1- 0	1- 0			
6- 4	0- 1	0- 1	NON-CONFERENCE	0- 1	6- 1	5- 1			
4- 2	0- 1	0- 0	HOME	0- 0	4- 1	3- 1			
1- 1	0- 0	0- 0	AWAY	0- 1	1- 0	1- 0			
1- 1	0- 0	0- 1	NEUTRAL	0- 0	1- 0	1- 0			
5- 10	0- 0	0- 0	CONFERENCE	0- 4	5- 6	3- 3			
4- 3	0- 0	0- 0	HOME	0- 1	4- 2	3- 0			
1- 7	0- 0	0- 0	AWAY	0- 3	1- 4	0- 3			
0- 0	0- 0	0- 0	NEUTRAL	0- 0	0- 0	0- 0			

RPI 1-25				RPI 26-50				RPI 51-100				RPI 101+ Team's RPI: 219			
RPI	S	Opponent	Score	RPI	S	Opponent	Score	RPI	S	Opponent	Score	RPI	S	Opponent	Score
2	H	UConn	57 88	38	N	Oregon St.	49 89	65	A	Wyoming	60 66	124	H	Colorado St.	59 65
								65	H	Wyoming	62 65	132	H	Portland St.	67 55
								83	A	UNLV	75 77	134	A	Fresno St.	55 68
								94	A	New Mexico	68 72	134	H	Fresno St.	90 73
								99	A	Utah	61 87	145	A	Boise St.	72 68
												145	H	Boise St.	55 63
												205	H	SMU	80 72
												228	N	Montana St.	67 53
												232	A	Seattle U	74 65
												234	H	Pepperdine	72 77
												246	A	San Jose St.	54 57
												246	H	San Jose St.	91 63
												265	A	San Diego St.	72 75
												283	H	Santa Clara	52 41
												288	H	Sacramento St.	95 68
												298	H	Air Force	70 60
												299	A	Utah St.	57 79
												299	H	Utah St.	85 78
<hr/>															
LAST 12 Division I GAMES:															
246	A	San Jose St.	54 57	134	A	Fresno St.	55 68								
299	H	Utah St.	85 78	65	H	Wyoming	62 65								
145	H	Boise St.	55 63	145	A	Boise St.	72 68								
265	A	San Diego St.	72 75	246	H	San Jose St.	91 63								
83	A	UNLV	75 77	299	A	Utah St.	57 79								
124	H	Colorado St.	59 65	298	H	Air Force	70 60								

Non-Div I Games: Stanislaus St. 81 60

Nevada



Average RPI Win: 247

Average RPI Loss: 160

WON-LOST  
RECORDWINNING  
PCT. RANKLAST 10  
GAMESSTRENGTH OF  
SCHEDULEOPP. STRENGTH  
OF SCHEDULETEAM  
RPIADJ.  
RPICONF.  
RPIADJ CONF.  
RPIDIV. I ONLY  
DIV. I NON-CONF.17- 11  
8- 4115  
874- 6  
0- 0307  
337229  
221184  
189184  
18920  
2420  
24

TOTALS

RPI 1-25

RPI 26-50

W-L RECORDS

RPI 51-100

RPI 101-999

RPI 201+

17- 11

0- 0

0- 0

OVERALL

1- 4

16- 7

12- 3

8- 4

0- 0

0- 0

HOME

1- 1

7- 3

5- 1

8- 6

0- 0

0- 0

AWAY

0- 3

8- 3

6- 1

1- 1

0- 0

0- 0

NEUTRAL

0- 0

1- 1

1- 1

8- 4

0- 0

0- 0

NON-CONFERENCE

0- 1

8- 3

7- 2

4- 0

0- 0

0- 0

HOME

0- 0

4- 0

3- 0

3- 3

0- 0

0- 0

AWAY

0- 1

3- 2

3- 1

1- 1

0- 0

0- 0

NEUTRAL

0- 0

1- 1

1- 1

9- 7

0- 0

0- 0

CONFERENCE

1- 3

8- 4

5- 1

4- 4

0- 0

0- 0

HOME

1- 1

3- 3

2- 1

5- 3

0- 0

0- 0

AWAY

0- 2

5- 1

3- 0

0- 0

0- 0

0- 0

NEUTRAL

0- 0

0- 0

0- 0

RPI 1-25

RPI 26-50

RPI 51-100

RPI 101+



Team's RPI: 184


RPI S Opponent Score



RPI S Opponent Score



RPI S Opponent Score



RPI S Opponent Score


79  Albany (NY) 53  66


79  Albany (NY) 74 68



81  Maine 46  77



81  Maine 46  56


90  Dartmouth 49  57


139  Northeastern 65 50



150  Binghamton 63 61



150  Binghamton 52  54


155  Hartford 49  85



155  Hartford 76 58


186  Stony Brook 51 50

186  Stony Brook 56  62


191  Boston College 55  64


204  Boston U. 72 57


220  Xavier 66  71


242 N La Salle 51  59


253 N Fairfield 71 61



257  Manhattan 68 55


267  Cornell 48 45


269  Sacred Heart 74 47


286  Bryant 74 65


289  Vermont 52 49


289  Vermont 53  58

321  UMBC 51 46


321  UMBC 56 51



334  Wagner 65 53


344  UMass Lowell 70 49


344  UMass Lowell 66 45



LAST 12 Division I GAMES:



344  UMass Lowell 70 49


186  Stony Brook 56  62



155  Hartford 76 58



321  UMBC 51 46



81  Maine 46  77


289  Vermont 53  58


79  Albany (NY) 74 68

155  Hartford 49  85

150  Binghamton 52  54

81  Maine 46  56

186  Stony Brook 51 50





289  Vermont 52 49

Non-Div I Games:

Colby-Sawyer

64 40

New Hampshire

 Loss,  Non-Conf, S Site,  Home  Away N Neutral



Average RPI Win:	194	WON-LOST	WINNING	LAST 10	STRENGTH OF	OPP. STRENGTH	TEAM	ADJ.	CONF.	ADJ CONF.
Average RPI Loss:	127	RECORD	PCT. RANK	GAMES	SCHEDULE	OF SCHEDULE	RPI	RPI	RPI	RPI
DIV. I ONLY	19- 8	66	5- 5	177	114	94	94	16	16	
DIV. I NON-CONF.	11- 1	13	0- 0	72	134	14	14	14	14	
-----										
TOTALS	RPI 1-25	RPI 26-50	W-L RECORDS	RPI 51-100	RPI 101-999	RPI 201+				
19- 8	0- 1	1- 0	OVERALL	1- 3	17- 4	10- 2				
15- 2	0- 0	1- 0	HOME	1- 2	13- 0	7- 0				
4- 6	0- 1	0- 0	AWAY	0- 1	4- 4	3- 2				
0- 0	0- 0	0- 0	NEUTRAL	0- 0	0- 0	0- 0				
11- 1	0- 1	1- 0	NON-CONFERENCE	1- 0	9- 0	4- 0				
9- 0	0- 0	1- 0	HOME	1- 0	7- 0	3- 0				
2- 1	0- 1	0- 0	AWAY	0- 0	2- 0	1- 0				
0- 0	0- 0	0- 0	NEUTRAL	0- 0	0- 0	0- 0				
8- 7	0- 0	0- 0	CONFERENCE	0- 3	8- 4	6- 2				
6- 2	0- 0	0- 0	HOME	0- 2	6- 0	4- 0				
2- 5	0- 0	0- 0	AWAY	0- 1	2- 4	2- 2				
0- 0	0- 0	0- 0	NEUTRAL	0- 0	0- 0	0- 0				

RPI 1-25				RPI 26-50				RPI 51-100				Team's RPI : 94				RPI 101+			
RPI	S	Opponent	Score	RPI	S	Opponent	Score	RPI	S	Opponent	Score	RPI	S	Opponent	Score	RPI	S	Opponent	Score
24	A	Okla homa	63 105	30	H	Marquette	88 87	65	A	Wyomi ng	55 66	110	H	Western Mi ch.	88 76				
								65	H	Wyomi ng	62 63	115	H	Lamar Universi ty	90 58				
								82	H	Navy	94 87	124	A	Colorado St.	71 74				
								83	H	UNLV	66 68	134	H	Fresno St.	88 75				
												137	H	Wi chi ta St.	76 62				
												145	A	Boise St.	85 91				
												145	H	Boise St.	100 83				
												166	A	UTEP	59 35				
												195	H	UC I rvine	83 61				
												219	H	Nevada	72 68				
												222	H	I lli noi s	97 68				
												230	H	Texas Tech	90 56				
												231	A	New Mexico St.	101 93				
												231	H	New Mexico St.	86 75				
												246	A	San Jose St.	86 95				
												246	H	San Jose St.	92 62				
												265	A	San Diego St.	89 97				
												298	A	Air Force	88 59				
												298	H	Air Force	57 49				
												299	A	Utah St.	74 50				
												299	H	Utah St.	80 47				
LAST 12 Division I GAMES:																			
65	H	Wyomi ng	62 63	124	A	Colorado St.	71 74												
299	A	Utah St.	74 50	265	A	San Di ego St.	89 97												
298	H	Air Force	57 49	83	H	UNLV	66 68												
145	A	Boi se St.	85 91	134	H	Fresno St.	88 75												
246	H	San Jose St.	92 62	65	A	Wyomi ng	55 66												
299	H	Utah St.	80 47	246	A	San Jose St.	86 95												

Non-Div I Games: Northern N.M. 107 66

New Mexico

Loss, 
Non-Conf, 
S Site, 
H Home
A Away 
N Neutral



Average RPI Win: 273		WON-LOST RECORD	WINNING PCT. RANK	LAST 10 GAMES	STRENGTH OF SCHEDULE	OPP. STRENGTH OF SCHEDULE	TEAM RPI	ADJ. RPI	CONF. RPI	ADJ. CONF. RPI
Average RPI Loss: 179										
DIV. I ONLY		13- 11	153	7- 3	308	311	231	231	31	31
DIV. I NON-CONF.		4- 8	239	0- 0	253	199	268	268	31	31
TOTALS		RPI 1-25	RPI 26-50	W-L RECORDS		RPI 51-100	RPI 101-999	RPI 201+		
13- 11	0- 0		0- 0	OVERALL		0- 2	13- 9	11- 4		
8- 3	0- 0		0- 0	HOME		0- 1	8- 2	6- 0		
5- 5	0- 0		0- 0	AWAY		0- 1	5- 4	5- 3		
0- 3	0- 0		0- 0	NEUTRAL		0- 0	0- 3	0- 1		
4- 8	0- 0		0- 0	NON-CONFERENCE		0- 2	4- 6	3- 2		
2- 3	0- 0		0- 0	HOME		0- 1	2- 2	1- 0		
2- 2	0- 0		0- 0	AWAY		0- 1	2- 1	2- 1		
0- 3	0- 0		0- 0	NEUTRAL		0- 0	0- 3	0- 1		
9- 3	0- 0		0- 0	CONFERENCE		0- 0	9- 3	8- 2		
6- 0	0- 0		0- 0	HOME		0- 0	6- 0	5- 0		
3- 3	0- 0		0- 0	AWAY		0- 0	3- 3	3- 2		
0- 0	0- 0		0- 0	NEUTRAL		0- 0	0- 0	0- 0		

RPI 1-25				RPI 26-50				RPI 51-100				RPI 101+				Team's RPI: 231	
RPI	S	Opponent	Score	RPI	S	Opponent	Score	RPI	S	Opponent	Score	RPI	S	Opponent	Score		
								94	A	New Mexico	75	86	110	H	Western Michigan	55	64
								94	H	New Mexico	93	101	122	N	Arkansas	60	69
												139	N	Northeastern	64	65	
												166	H	UTEP	76	68	
												197	H	UC Santa Barbara	47	77	
												201	A	CSU Bakersfield	52	62	
												201	H	CSU Bakersfield	56	48	
												224	H	A&M-Corpus Christi	70	61	
												232	A	Seattle U	59	69	
												232	H	Seattle U	64	53	
												234	A	Pepperdine	86	64	
												241	N	Texas Southern	50	66	
												255	A	Grand Canyon	34	50	
												255	H	Grand Canyon	64	60	
												277	H	UMKC	70	62	
												280	A	Arizona	44	83	
												303	A	Long Beach St.	72	63	
												315	A	UTRGV	79	77	
												326	A	Utah Valley	82	72	
												326	H	Utah Valley	59	51	
												345	A	Chicago St.	63	55	
												345	H	Chicago St.	74	59	
LAST 12 Division I GAMES:																	
				345	A	Chicago St.	63	55	277	H	UMKC	70	62				
				232	H	Seattle U	64	53	326	A	Utah Valley	82	72				
				326	H	Utah Valley	59	51	232	A	Seattle U	59	69				
				255	A	Grand Canyon	34	50	201	H	CSU Bakersfield	56	48				
				201	A	CSU Bakersfield	52	62	255	H	Grand Canyon	64	60				
				315	A	UTRGV	79	77	345	H	Chicago St.	74	59				

Non-Div I Games:	Tex. Permian Basin	85	58	Western N. M.	89	60
------------------	--------------------	----	----	---------------	----	----

New Mexico St.

Loss, Non-Conf, S Site, H Home A Away N Neutral



Average RPI Win:	276	WON-LOST	WINNING	LAST 10	STRENGTH OF	OPP. STRENGTH	TEAM	ADJ.	CONF.	ADJ CONF.
Average RPI Loss:	153	RECORD	PCT. RANK	GAMES	SCHEDULE	OF SCHEDULE	RPI	RPI	RPI	RPI
DIV. I ONLY	13- 13	171	7- 3	289	269	227	227	26	26	
DIV. I NON-CONF.	3- 7	254	0- 0	99	173	214	214	26	26	
-----										
TOTALS	RPI 1-25	RPI 26-50	W-L RECORDS	RPI 51-100	RPI 101-999	RPI 201+				
13- 13	0- 1	0- 1	OVERALL	0- 1	13- 10	12- 4				
9- 4	0- 0	0- 0	HOME	0- 1	9- 3	9- 1				
4- 9	0- 0	0- 0	AWAY	0- 0	4- 2	3- 1				
0- 0	0- 0	0- 0	NEUTRAL	0- 0	0- 0	0- 0				
3- 7	0- 1	0- 1	NON-CONFERENCE	0- 1	3- 4	3- 0				
2- 2	0- 0	0- 0	HOME	0- 1	2- 1	2- 0				
1- 5	0- 1	0- 1	AWAY	0- 0	1- 3	1- 0				
0- 0	0- 0	0- 0	NEUTRAL	0- 0	0- 0	0- 0				
10- 6	0- 0	0- 0	CONFERENCE	0- 0	10- 6	9- 4				
7- 2	0- 0	0- 0	HOME	0- 0	7- 2	7- 1				
3- 4	0- 0	0- 0	AWAY	0- 0	3- 4	2- 3				
0- 0	0- 0	0- 0	NEUTRAL	0- 0	0- 0	0- 0				

RPI 1-25				RPI 26-50				RPI 51-100				RPI 101+ Team's RPI: 227			
RPI	S	Opponent	Score	RPI	S	Opponent	Score	RPI	S	Opponent	Score	RPI	S	Opponent	Score
17	A	Missouri	45 81	50	A	Miami (FL)	46 76	56	H	Houston	66 78	109	H	SFA	67 74
												115	A	Lamar University	77 100
												117	A	Tulane	56 79
												125	A	Central Ark.	52 48
												152	A	South Ala.	45 67
												176	A	Louisiana	57 66
												178	H	Jacksonville St.	54 59
												216	H	CSUN	76 73
												224	A	A&M-Corpus Christi	68 75
												224	H	A&M-Corpus Christi	66 49
												225	A	Abilene Christian	70 80
												238	H	Nicholls St.	61 62
												241	H	Texas Southern	72 69
												279	A	McNeese	77 64
												279	H	McNeese	84 62
												290	H	Southeastern La.	82 73
												302	A	Incarnate Word	72 45
												302	H	Incarnate Word	52 50
												322	H	Houston Baptist	70 52
												331	A	Northwestern St.	47 52
												331	H	Northwestern St.	81 63
												337	A	La.-Monroe	89 51
												339	H	Sam Houston St.	77 50
LAST 12 Division I GAMES:															
339	H	Sam Houston St.	77 50	302	A	Incarnate Word	72 45								
279	H	McNeese	84 62	331	H	Northwestern St.	81 63								
290	H	Southeastern La.	82 73	302	H	Incarnate Word	52 50								
224	A	A&M-Corpus Christi	68 75	125	A	Central Ark.	52 48								
238	H	Nicholls St.	61 62	224	H	A&M-Corpus Christi	66 49								
331	A	Northwestern St.	47 52	109	H	SFA	67 74								

Non-Div I Games: Xavier (LA) 85 50

New Orleans

Loss, 
Non-Conf, 
S Site, 
H Home
A Away 
N Neutral



Average RPI Win:	247	WON-LOST	WINNING	LAST 10	STRENGTH OF	OPP. STRENGTH	TEAM	ADJ.	CONF.	ADJ CONF.
Average RPI Loss:	179	RECORD	PCT. RANK	GAMES	SCHEDULE	OF SCHEDULE	RPI	RPI	RPI	RPI
DIV. I ONLY	11- 17	229	4- 6	219	274	248	248	28	28	
DIV. I NON-CONF.	3- 8	268	0- 0	75	161	208	208	25	25	
-----										
TOTALS	RPI 1-25	RPI 26-50	W-L RECORDS	RPI 51-100	RPI 101-999	RPI 201+				
11- 17	1- 1	0- 2	OVERALL	0- 1	10- 13	7- 8				
7- 6	1- 0	0- 1	HOME	0- 1	6- 4	5- 1				
3- 10	0- 1	0- 1	AWAY	0- 0	3- 8	2- 7				
1- 1	0- 0	0- 0	NEUTRAL	0- 0	1- 1	0- 0				
3- 8	1- 1	0- 0	NON-CONFERENCE	0- 1	2- 6	1- 2				
1- 3	1- 0	0- 0	HOME	0- 1	0- 2	0- 0				
1- 4	0- 1	0- 0	AWAY	0- 0	1- 3	1- 2				
1- 1	0- 0	0- 0	NEUTRAL	0- 0	1- 1	0- 0				
8- 9	0- 0	0- 2	CONFERENCE	0- 0	8- 7	6- 6				
6- 3	0- 0	0- 1	HOME	0- 0	6- 2	5- 1				
2- 6	0- 0	0- 1	AWAY	0- 0	2- 5	1- 5				
0- 0	0- 0	0- 0	NEUTRAL	0- 0	0- 0	0- 0				

RPI 1-25				RPI 26-50				RPI 51-100				RPI 101+ Team's RPI: 248			
RPI	S	Opponent	Score	RPI	S	Opponent	Score	RPI	S	Opponent	Score	RPI	S	Opponent	Score
15	H	Buffalo	75 62	41	A	Quinnipiac	61 77	53	H	Drexel	65 66	107	H	Cleveland St.	61 70
22	A	Maryland	65 92	41	H	Quinnipiac	55 84					155	A	Hartford	65 83
												160	H	Marist	78 84
												164	H	Saint Joseph's	69 93
												167	N	Louisiana Tech	73 67
												176	N	Louisiana	52 68
												196	A	Siena	73 68
												196	H	Siena	65 50
												218	A	Oakland	59 67
												250	A	St. Bonaventure	58 76
												253	A	Fairfield	53 59
												257	A	Manhattan	64 82
												257	H	Manhattan	65 64
												275	A	Rider	58 65
												275	H	Rider	69 61
												276	A	Colgate	81 44
												284	A	Canisius	60 64
												284	H	Canisius	66 72
												305	A	Monmouth	63 65
												305	H	Monmouth	68 65
												336	H	Iona	73 59
												348	A	Saint Peter's	87 52
												348	H	Saint Peter's	64 54
-----															
LAST 12 Division I GAMES:															
284	H	Canisius	66 72	284	A	Canisius	60 64								
305	H	Monmouth	68 65	41	H	Quinnipiac	55 84								
275	H	Rider	69 61	160	H	Marist	78 84								
305	A	Monmouth	63 65	348	A	Saint Peter's	87 52								
257	A	Manhattan	64 82	275	A	Rider	58 65								
348	H	Saint Peter's	64 54	196	H	Siena	65 50								

Non-Div I Games:

Niagara



Average RPI Win:	297	WON-LOST	WINNING	LAST 10	STRENGTH OF	OPP. STRENGTH	TEAM	ADJ.	CONF.	ADJ CONF.
Average RPI Loss:	155	RECORD	PCT. RANK	GAMES	SCHEDULE	OF SCHEDULE	RPI	RPI	RPI	RPI
DIV. I ONLY	10- 13	215	5- 5	282	295	238	238	26	26	
DIV. I NON-CONF.	2- 6	280	0- 0	150	230	231	231	26	26	
-----										
TOTALS	RPI 1-25	RPI 26-50	W-L RECORDS	RPI 51-100	RPI 101-999	RPI 201+				
10- 13	0- 1	0- 1	OVERALL	0- 1	10- 10	10- 5				
3- 6	0- 1	0- 0	HOME	0- 1	3- 4	3- 1				
7- 6	0- 0	0- 1	AWAY	0- 0	7- 5	7- 3				
0- 1	0- 0	0- 0	NEUTRAL	0- 0	0- 1	0- 1				
2- 6	0- 1	0- 1	NON-CONFERENCE	0- 1	2- 3	2- 2				
0- 2	0- 1	0- 0	HOME	0- 1	0- 0	0- 0				
2- 3	0- 0	0- 1	AWAY	0- 0	2- 2	2- 1				
0- 1	0- 0	0- 0	NEUTRAL	0- 0	0- 1	0- 1				
8- 7	0- 0	0- 0	CONFERENCE	0- 0	8- 7	8- 3				
3- 4	0- 0	0- 0	HOME	0- 0	3- 4	3- 1				
5- 3	0- 0	0- 0	AWAY	0- 0	5- 3	5- 2				
0- 0	0- 0	0- 0	NEUTRAL	0- 0	0- 0	0- 0				

RPI 1-25				RPI 26-50				RPI 51-100				RPI 101+				Team's RPI: 238
RPI	S	Opponent	Score	RPI	S	Opponent	Score	RPI	S	Opponent	Score	RPI	S	Opponent	Score	
5	H	Baylor	43 85	27	A	LSU	50 65	100	H	Jacksonville	61 69	109	H	SFA	73 86	
												115	H	Lamar University	61 76	
												118	A	Iowa St.	47 75	
												125	A	Central Ark.	42 60	
												125	H	Central Ark.	48 69	
												205	A	SMU	61 68	
												224	A	A&M-Corpus Christi	55 76	
												225	H	Abilene Christian	81 60	
												227	A	New Orleans	62 61	
												273	N	Bradley	65 75	
												279	A	McNeese	61 54	
												279	H	McNeese	63 51	
												290	H	Southeastern La.	57 66	
												302	A	Incarnate Word	62 64	
												308	A	Jackson St.	90 64	
												322	A	Houston Baptist	73 61	
												322	H	Houston Baptist	63 45	
												331	A	Northwestern St.	79 63	
												339	A	Sam Houston St.	70 65	
												341	A	Mississippi Val.	62 57	
-----																
LAST 12 Division I GAMES:																
279	H	McNeese	63 51	290	H	Southeastern La.	57 66									
125	A	Central Ark.	42 60	115	H	Lamar University	61 76									
339	A	Sam Houston St.	70 65	224	A	A&M-Corpus Christi	55 76									
322	H	Houston Baptist	63 45	125	H	Central Ark.	48 69									
225	H	Abilene Christian	81 60	279	A	McNeese	61 54									
227	A	New Orleans	62 61	322	A	Houston Baptist	73 61									

Non-Div I Games: Spring Hill 78 70 Evangel 72 55 Southern-N. O. 83 45

Nicholls St.



Average RPI Win:	290	WON-LOST	WINNING	LAST 10	STRENGTH OF	OPP. STRENGTH	TEAM	ADJ.	CONF.	ADJ CONF.
Average RPI Loss:	179	RECORD	PCT. RANK	GAMES	SCHEDULE	OF SCHEDULE	RPI	RPI	RPI	RPI
DIV. I ONLY	16- 9	96	6- 4	329	343	211	211	30	30	
DIV. I NON-CONF.	7- 5	132	0- 0	287	327	200	200	30	30	
-----										
TOTALS	RPI 1-25	RPI 26-50	W-L RECORDS	RPI 51-100	RPI 101-999	RPI 201+				
16- 9	0- 0	0- 0	OVERALL	0- 1	16- 8	15- 4				
7- 4	0- 0	0- 0	HOME	0- 0	7- 4	7- 2				
8- 4	0- 0	0- 0	AWAY	0- 1	8- 3	7- 1				
1- 1	0- 0	0- 0	NEUTRAL	0- 0	1- 1	1- 1				
7- 5	0- 0	0- 0	NON-CONFERENCE	0- 1	7- 4	6- 2				
2- 2	0- 0	0- 0	HOME	0- 0	2- 2	2- 1				
4- 2	0- 0	0- 0	AWAY	0- 1	4- 1	3- 0				
1- 1	0- 0	0- 0	NEUTRAL	0- 0	1- 1	1- 1				
9- 4	0- 0	0- 0	CONFERENCE	0- 0	9- 4	9- 2				
5- 2	0- 0	0- 0	HOME	0- 0	5- 2	5- 1				
4- 2	0- 0	0- 0	AWAY	0- 0	4- 2	4- 1				
0- 0	0- 0	0- 0	NEUTRAL	0- 0	0- 0	0- 0				

RPI 1-25				RPI 26-50				RPI 51-100				RPI 101+				Team's RPI: 211	
RPI	S	Opponent	Score	RPI	S	Opponent	Score	RPI	S	Opponent	Score	RPI	S	Opponent	Score		
								82	A	Navy	51	70	114	A	Bethune-Cookman	45	60
												114	H	Bethune-Cookman	51	58	
												151	A	William & Mary	80	74	
												185	A	East Carolina	46	51	
												193	H	High Point	56	59	
												206	A	N. C. A&T	51	53	
												207	A	Hampton	63	48	
												210	N	Bowling Green	50	59	
												223	H	UNCG	64	63	
												247	H	Loyol a Maryl and	58	61	
												259	H	Morgan St.	53	55	
												262	A	Campbell	53	27	
												266	N	St. Francis Brooklyn	52	51	
												271	H	Towson	86	76	
												282	A	VCU	66	52	
												311	H	Coppin St.	71	57	
												319	A	South Carolina St.	71	67	
												319	H	South Carolina St.	63	49	
												330	A	N. C. Central	75	60	
												332	H	Del aware St.	72	50	
												342	H	Fl ori da A&M	70	49	
												343	A	Savannah St.	78	58	
												343	H	Savannah St.	83	51	
												346	A	Longwood	64	45	
LAST 12 Division I GAMES:																	
319	H	South Carolina St.	63	49	206	A	N. C. A&T	51	53								
343	H	Savannah St.	83	51	342	H	Fl ori da A&M	70	49								
332	H	Del aware St.	72	50	114	H	Bethune-Cookman	51	58								
207	A	Hampton	63	48	343	A	Savannah St.	78	58								
114	A	Bethune-Cookman	45	60	319	A	South Carolina St.	71	67								
259	H	Morgan St.	53	55	330	A	N. C. Central	75	60								

Non-Div I Games:

Norfolk St.



Average RPI	Win:	165	WON-LOST	WINNING	LAST 10	STRENGTH OF	OPP. STRENGTH	TEAM	ADJ.	CONF.	ADJ CONF.
Average RPI	Loss:	65	RECORD	PCT. RANK	GAMES	SCHEDULE	OF SCHEDULE	RPI	RPI	RPI	RPI
DIV. I ONLY		14- 14	171	1- 9	25	68	116	116	1	1	
DIV. I NON-CONF.		10- 3	52	0- 0	111	298	105	105	1	1	
-----											
TOTALS	RPI 1-25		RPI 26-50		W-L RECORDS		RPI 51-100		RPI 101-999		RPI 201+
14- 14	1- 5		1- 3		OVERALL		1- 3		11- 3		4- 1
11- 8	1- 2		1- 2		HOME		0- 2		9- 2		3- 1
1- 6	0- 3		0- 1		AWAY		1- 1		0- 1		0- 0
2- 0	0- 0		0- 0		NEUTRAL		0- 0		2- 0		1- 0
10- 3	0- 0		1- 0		NON-CONFERENCE		0- 1		9- 2		4- 1
8- 3	0- 0		1- 0		HOME		0- 1		7- 2		3- 1
0- 0	0- 0		0- 0		AWAY		0- 0		0- 0		0- 0
2- 0	0- 0		0- 0		NEUTRAL		0- 0		2- 0		1- 0
4- 11	1- 5		0- 3		CONFERENCE		1- 2		2- 1		0- 0
3- 5	1- 2		0- 2		HOME		0- 1		2- 0		0- 0
1- 6	0- 3		0- 1		AWAY		1- 1		0- 1		0- 0
0- 0	0- 0		0- 0		NEUTRAL		0- 0		0- 0		0- 0

RPI 1-25				RPI 26-50				RPI 51-100				RPI 101+ Team's RPI: 116			
RPI	S	Opponent	Score	RPI	S	Opponent	Score	RPI	S	Opponent	Score	RPI	S	Opponent	Score
1	A	Notre Dame	62 94	29	H	Syracuse	80 86	59	H	Mercer	86 97	142	H	Colorado	87 80
4	H	Louisville	57 67	34	A	Virginia	70 82	61	A	Georgia Tech	61 79	152	H	South Ala.	84 85
7	A	Florida St.	65 103	47	H	Minnesota	88 83	75	H	Virginia Tech	74 90	153	H	Radford	79 46
12	H	Duke	92 86	50	H	Miami (FL)	72 92	95	A	Wake Forest	79 76	154	H	Clemson	59 52
21	A	NC State	54 73									155	H	Hartford	90 70
21	H	NC State	53 66									174	H	Pittsburgh	68 67
-----															
LAST 12 Division I GAMES:															
29	H	Syracuse	80 86	1	A	Notre Dame	62 94								
4	H	Louisville	57 67	34	A	Virginia	70 82								
61	A	Georgia Tech	61 79	12	H	Duke	92 86								
21	A	NC State	54 73	21	H	NC State	53 66								
75	H	Virginia Tech	74 90	95	A	Wake Forest	79 76								
50	H	Miami (FL)	72 92	154	H	Clemson	59 52								

Non-Div I Games:

North Carolina



Average RPI Win:	202	WON-LOST	WINNING	LAST 10	STRENGTH OF	OPP. STRENGTH	TEAM	ADJ.	CONF.	ADJ CONF.
Average RPI Loss:	144	RECORD	PCT. RANK	GAMES	SCHEDULE	OF SCHEDULE	RPI	RPI	RPI	RPI
DIV. I ONLY	10- 14	223	4- 6	84	241	172	172	19	19	
DIV. I NON-CONF.	5- 4	146	0- 0	23	177	46	46	13	13	
-----										
TOTALS	RPI 1-25	RPI 26-50	W-L RECORDS	RPI 51-100	RPI 101-999	RPI 201+				
10- 14	0- 1	1- 2	OVERALL	0- 1	9- 10	5- 4				
7- 3	0- 0	1- 0	HOME	0- 0	6- 3	3- 1				
2- 11	0- 1	0- 2	AWAY	0- 1	2- 7	2- 3				
1- 0	0- 0	0- 0	NEUTRAL	0- 0	1- 0	0- 0				
5- 4	0- 1	0- 2	NON-CONFERENCE	0- 1	5- 0	3- 0				
3- 0	0- 0	0- 0	HOME	0- 0	3- 0	2- 0				
1- 4	0- 1	0- 2	AWAY	0- 1	1- 0	1- 0				
1- 0	0- 0	0- 0	NEUTRAL	0- 0	1- 0	0- 0				
5- 10	0- 0	1- 0	CONFERENCE	0- 0	4- 10	2- 4				
4- 3	0- 0	1- 0	HOME	0- 0	3- 3	1- 1				
1- 7	0- 0	0- 0	AWAY	0- 0	1- 7	1- 3				
0- 0	0- 0	0- 0	NEUTRAL	0- 0	0- 0	0- 0				

RPI 1-25				RPI 26-50				RPI 51-100				RPI 101+ Team's RPI: 172			
RPI	S	Opponent	Score	RPI	S	Opponent	Score	RPI	S	Opponent	Score	RPI	S	Opponent	Score
5	A	Baylor	43 105	32	A	South Dakota St.	52 66	57	A	South Dakota	71 76	115	N	Lamar University	73 70
				35	H	Northern Colo.	78 70					129	A	Idaho St.	46 57
				38	A	Oregon St.	55 65					129	H	Idaho St.	55 68
												135	A	Idaho	75 80
												135	H	Idaho	64 78
												147	H	UNI	80 72
												158	A	Eastern Wash.	70 74
												158	H	Eastern Wash.	81 79
												173	A	Weber St.	69 80
												173	H	Weber St.	80 67
												228	A	Montana St.	56 72
												228	H	Montana St.	79 70
												245	A	Montana	51 53
												245	H	Montana	43 54
												270	H	Massachusetts	82 52
												278	H	North Dakota St.	79 68
												297	A	UTSA	60 47
												301	A	Northern Ariz.	59 79
												320	A	Southern Utah	68 53
-----															
LAST 12 Division I GAMES:															
301	A	Northern Ariz.	59 79	135	H	Idaho	64 78								
320	A	Southern Utah	68 53	158	H	Eastern Wash.	81 79								
129	H	Idaho St.	55 68	35	H	Northern Colo.	78 70								
173	H	Weber St.	80 67	173	A	Weber St.	69 80								
245	A	Montana	51 53	129	A	Idaho St.	46 57								
228	A	Montana St.	56 72	228	H	Montana St.	79 70								

Non-Div I Games: Mayville St. 82 54 Southwest Minn. St. 85 62

North Dakota



Average RPI Win:	315	WON-LOST	WINNING	LAST 10	STRENGTH OF	OPP. STRENGTH	TEAM	ADJ.	CONF.	ADJ CONF.
Average RPI Loss:	134	RECORD	PCT. RANK	GAMES	SCHEDULE	OF SCHEDULE	RPI	RPI	RPI	RPI
DIV. I ONLY	6- 18	300	2- 8	168	216	278	278	13	13	
DIV. I NON-CONF.	4- 7	226	0- 0	284	308	273	273	16	16	
-----										
TOTALS	RPI 1-25	RPI 26-50	W-L RECORDS	RPI 51-100	RPI 101-999	RPI 201+				
6- 18	0- 0	0- 2	OVERALL	0- 4	6- 12	6- 2				
3- 7	0- 0	0- 1	HOME	0- 1	3- 5	3- 1				
2- 10	0- 0	0- 1	AWAY	0- 3	2- 6	2- 1				
1- 1	0- 0	0- 0	NEUTRAL	0- 0	1- 1	1- 0				
4- 7	0- 0	0- 0	NON-CONFERENCE	0- 2	4- 5	4- 1				
2- 2	0- 0	0- 0	HOME	0- 0	2- 2	2- 1				
1- 4	0- 0	0- 0	AWAY	0- 2	1- 2	1- 0				
1- 1	0- 0	0- 0	NEUTRAL	0- 0	1- 1	1- 0				
2- 11	0- 0	0- 2	CONFERENCE	0- 2	2- 7	2- 1				
1- 5	0- 0	0- 1	HOME	0- 1	1- 3	1- 0				
1- 6	0- 0	0- 1	AWAY	0- 1	1- 4	1- 1				
0- 0	0- 0	0- 0	NEUTRAL	0- 0	0- 0	0- 0				

RPI 1-25				RPI 26-50				RPI 51-100				RPI 101+ Team's RPI: 278			
RPI	S	Opponent	Score	RPI	S	Opponent	Score	RPI	S	Opponent	Score	RPI	S	Opponent	Score
				32	A	South Dakota St.	63 83	57	A	South Dakota	54 80	111	A	Western Ill.	72 97
				32	H	South Dakota St.	64 85	57	H	South Dakota	67 82	111	H	Western Ill.	60 77
								82	A	Navy	54 67	125	N	Central Ark.	45 68
								96	A	Milwaukee	38 74	142	A	Colorado	59 108
												146	H	Cal Poly	69 73
												168	A	Denver	79 98
												168	H	Denver	73 78
												172	A	North Dakota	68 79
												180	A	Oral Roberts	48 71
												180	H	Oral Roberts	57 64
												243	A	Omaha	67 80
												270	H	Massachusetts	82 70
												307	A	FIU	71 68
												315	H	UTRGV	79 82
												321	N	UMBC	67 53
												329	A	Fort Wayne	66 52
												329	H	Fort Wayne	72 56
												335	H	NJIT	105 58
LAST 12 Division I GAMES:															
				111	H	Western Ill.	60 77	111	A	Western Ill.	72 97				
				329	A	Fort Wayne	66 52	243	A	Omaha	67 80				
				168	H	Denver	73 78	329	H	Fort Wayne	72 56				
				180	H	Oral Roberts	57 64	168	A	Denver	79 98				
				57	A	South Dakota	54 80	180	A	Oral Roberts	48 71				
				32	H	South Dakota St.	64 85	32	A	South Dakota St.	63 83				

Non-Div I Games: Valley City St. 67 58 Mayville St. 87 43 Dakota St. 97 42

North Dakota St.



Average RPI Win: 234  
Average RPI Loss: 183

WON-LOST  
RECORD

WINNING  
PCT. RANK

LAST 10  
GAMES

STRENGTH OF  
SCHEDULE

OPP. STRENGTH  
OF SCHEDULE

TEAM  
RPI

ADJ.  
RPI

CONF.  
RPI

ADJ CONF.  
RPI

DIV. I ONLY	9- 16	245	4- 6	239	240	251	251	23	23
DIV. I NON-CONF.	4- 8	239	0- 0	145	212	204	204	21	21
TOTALS	RPI 1-25	RPI 26-50	W-L RECORDS	RPI 51-100	RPI 101-999	RPI 201+			
9- 16	0- 2	0- 1	OVERALL	1- 3	8- 10	6- 8			
5- 5	0- 0	0- 0	HOME	1- 1	4- 4	3- 3			
4- 10	0- 2	0- 1	AWAY	0- 2	4- 5	3- 4			
0- 1	0- 0	0- 0	NEUTRAL	0- 0	0- 1	0- 1			
4- 8	0- 2	0- 1	NON-CONFERENCE	0- 1	4- 4	2- 4			
2- 1	0- 0	0- 0	HOME	0- 0	2- 1	1- 1			
2- 6	0- 2	0- 1	AWAY	0- 1	2- 2	1- 2			
0- 1	0- 0	0- 0	NEUTRAL	0- 0	0- 1	0- 1			
5- 8	0- 0	0- 0	CONFERENCE	1- 2	4- 6	4- 4			
3- 4	0- 0	0- 0	HOME	1- 1	2- 3	2- 2			
2- 4	0- 0	0- 0	AWAY	0- 1	2- 3	2- 2			
0- 0	0- 0	0- 0	NEUTRAL	0- 0	0- 0	0- 0			

RPI 1-25				RPI 26-50				RPI 51-100				RPI 101+				Team's RPI: 251
RPI	S	Opponent	Score	RPI	S	Opponent	Score	RPI	S	Opponent	Score	RPI	S	Opponent	Score	
7	A	Florida St.	51 109	39	A	Michigan	34 79	55	A	FGCU	52 67	114	H	Bethune-Cookman	70 63	
25	A	Georgia	37 75					55	H	FGCU	75 73	181	A	Stetson	55 68	
								64	A	West Virginia	59 87	181	H	Stetson	51 68	
								100	H	Jacksonville	48 66	182	A	Morehead St.	61 56	
												233	A	Fla. Atlantic	75 83	
												244	H	Northern Ky.	58 50	
												254	H	Col. of Charleston	69 73	
												260	A	Lipscomb	57 78	
												260	H	Lipscomb	69 73	
												291	A	USC Upstate	65 61	
												291	H	USC Upstate	79 61	
												293	A	Kennesaw St.	68 44	
												293	H	Kennesaw St.	77 72	
												300	A	Wofford	57 69	
												305	N	Monmouth	57 67	
												335	A	NJIT	65 75	
												335	H	NJIT	62 66	
												342	A	Florida A&M	77 68	
LAST 12 Division I GAMES:																
291	H	USC Upstate	79 61	55	H	FGCU	75 73	181	A	Stetson	55 68	291	A	USC Upstate	65 61	
335	H	NJIT	62 66	181	A	Stetson	55 68	335	A	NJIT	65 75	260	A	Lipscomb	69 73	
293	A	Kennesaw St.	68 44	335	A	NJIT	65 75	291	A	USC Upstate	65 61	55	A	FGCU	52 67	
260	A	Lipscomb	57 78	291	A	USC Upstate	65 61	260	H	Lipscomb	69 73	181	H	Stetson	51 68	
55	A	FGCU	52 67	260	H	Lipscomb	69 73	293	H	Kennesaw St.	77 72					
181	H	Stetson	51 68	293	H	Kennesaw St.	77 72									

Non-Div I Games: Warner 74 38 Edward Waters 73 47 Webber Int'l 81 53

North Florida



























































Average RPI Win: 249

Average RPI Loss: 143



WON-LOST  
RECORDWINNING  
PCT. RANKLAST 10  
GAMESSTRENGTH OF  
SCHEDULEOPP. STRENGTH  
OF SCHEDULETEAM  
RPIADJ.  
RPICONF.  
RPIADJ CONF.  
RPI

DIV. I ONLY	12- 10	151	5- 5	301	146	209	209	18	18
DIV. I NON-CONF.	6- 3	87	0- 0	346	83	236	236	19	19
-----									
TOTALS	RPI 1-25	RPI 26-50	W-L RECORDS	RPI 51-100	RPI 101-999	RPI 201+			
12- 10	0- 0	0- 1	OVERALL	0- 4	12- 5	10- 2			
6- 4	0- 0	0- 1	HOME	0- 2	6- 1	4- 0			
4- 6	0- 0	0- 0	AWAY	0- 2	4- 4	4- 2			
2- 0	0- 0	0- 0	NEUTRAL	0- 0	2- 0	2- 0			
6- 3	0- 0	0- 0	NON-CONFERENCE	0- 2	6- 1	5- 1			
3- 1	0- 0	0- 0	HOME	0- 1	3- 0	2- 0			
1- 2	0- 0	0- 0	AWAY	0- 1	1- 1	1- 1			
2- 0	0- 0	0- 0	NEUTRAL	0- 0	2- 0	2- 0			
6- 7	0- 0	0- 1	CONFERENCE	0- 2	6- 4	5- 1			
3- 3	0- 0	0- 1	HOME	0- 1	3- 1	2- 0			
3- 4	0- 0	0- 0	AWAY	0- 1	3- 3	3- 1			
0- 0	0- 0	0- 0	NEUTRAL	0- 0	0- 0	0- 0			

RPI S Opponent	Score	RPI S Opponent	Score	RPI S Opponent	Score	RPI S Opponent	Score
		45  Western Ky.	65  79	51  Indiana	63  68	113  Middle Tenn.	48  56
				77  UAB	52  68	138  Charlotte	73 68
				91  Kansas St.	54  55	166  UTEP	48  50
				93  Rice	49  50	167  Louisiana Tech	53  61
						177  Tulsa	66 43
						203  Southern Miss.	71 62
						205  SMU	47 40
						233  Fla. Atlantic	65 51
						242  La Salle	70 44
						249 N Coastal Caro.	50 34
						281  Old Dominion	55 52
						281  Old Dominion	63 46
						297  UTSA	58  70
						307  FIU	92 46
						323 N Detroit Mercy	63 57
						327  Ill. -Chicago	67  70
						347  Eastern Ill.	63 61
LAST 12 Division I GAMES:							
281  Old Dominion	55 52	45  Western Ky.	65  79	77  UAB	52  68		
203  Southern Miss.	71 62	77  UAB	52  68	113  Middle Tenn.	48  56		
233  Fla. Atlantic	65 51	113  Middle Tenn.	48  56	138  Charlotte	73 68		
307  FIU	92 46	138  Charlotte	73 68	281  Old Dominion	63 46		
297  UTSA	58  70	281  Old Dominion	63 46	93  Rice	49  50		
166  UTEP	48  50	93  Rice	49  50				

Non-Div I Games: Mid-Amer. Christian 86 52 Tex. A&amp;M Int'l 64 38 Okla. Panhandle 63 41

North Texas

 Loss,  Non-Conf, S Site,  Home  Away N Neutral



Average RPI Win:	225	WON-LOST	WINNING	LAST 10	STRENGTH OF	OPP. STRENGTH	TEAM	ADJ.	CONF.	ADJ CONF.
Average RPI Loss:	114	RECORD	PCT. RANK	GAMES	SCHEDULE	OF SCHEDULE	RPI	RPI	RPI	RPI
DIV. I ONLY	13- 13	171	5- 5	93	208	139	139	10	10	
DIV. I NON-CONF.	5- 6	187	0- 0	184	323	207	207	11	11	
-----										
TOTALS	RPI 1-25	RPI 26-50	W-L RECORDS	RPI 51-100	RPI 101-999	RPI 201+				
13- 13	0- 0	0- 2	OVERALL	0- 6	13- 5	9- 3				
7- 5	0- 0	0- 1	HOME	0- 3	7- 1	4- 1				
5- 6	0- 0	0- 1	AWAY	0- 2	5- 3	4- 1				
1- 2	0- 0	0- 0	NEUTRAL	0- 1	1- 1	1- 1				
5- 6	0- 0	0- 0	NON-CONFERENCE	0- 2	5- 4	4- 3				
2- 2	0- 0	0- 0	HOME	0- 1	2- 1	1- 1				
2- 2	0- 0	0- 0	AWAY	0- 0	2- 2	2- 1				
1- 2	0- 0	0- 0	NEUTRAL	0- 1	1- 1	1- 1				
8- 7	0- 0	0- 2	CONFERENCE	0- 4	8- 1	5- 0				
5- 3	0- 0	0- 1	HOME	0- 2	5- 0	3- 0				
3- 4	0- 0	0- 1	AWAY	0- 2	3- 1	2- 0				
0- 0	0- 0	0- 0	NEUTRAL	0- 0	0- 0	0- 0				

RPI	S	Opponent	Score	RPI	S	Opponent	Score	RPI	S	Opponent	Score	RPI	S	Opponent	Score	Team's RPI: 139
49	A	El on	71 78	53	A	Drexel	50 58	128	A	Delaware	64 53					
49	H	El on	46 65	53	H	Drexel	58 69	128	H	Delaware	73 59					
				56	N	Houston	64 72	151	A	William & Mary	53 71					
				72	A	James Madi son	43 72	151	H	William & Mary	64 46					
				72	H	James Madi son	57 60	160	H	Marist	78 72					
				73	H	Harvard	69 79	184	A	New Hampshire	50 65					
								204	A	Boston U.	73 74					
								208	H	Providence	95 98					
								231	N	New Mexico St.	65 64					
								252	N	Illinois St.	55 65					
								253	H	Fairfield	63 43					
								254	H	Col. of Charleston	59 37					
								261	A	UNCW	54 47					
								261	H	UNCW	56 39					
								270	A	Massachusetts	64 54					
								271	A	Towson	70 61					
								271	H	Towson	79 61					
								289	A	Vermont	71 66					
-----																
LAST 12 Division I GAMES:																
49	H	El on	46 65	53	A	Drexel	50 58									
271	H	Towson	79 61	128	A	Delaware	64 53									
151	A	William & Mary	53 71	151	H	William & Mary	64 46									
72	A	James Madi son	43 72	53	H	Drexel	58 69									
128	H	Delaware	73 59	254	H	Col. of Charleston	59 37									
261	H	UNCW	56 39	49	A	El on	71 78									

Non-Div I Games:

Northeastern



Average RPI Win:	230	WON-LOST	WINNING	LAST 10	STRENGTH OF	OPP. STRENGTH	TEAM	ADJ.	CONF.	ADJ CONF.
Average RPI Loss:	184	RECORD	PCT. RANK	GAMES	SCHEDULE	OF SCHEDULE	RPI	RPI	RPI	RPI
DIV. I ONLY	6- 19	302	3- 7	226	266	301	301	19	19	
DIV. I NON-CONF.	2- 8	290	0- 0	196	311	303	303	13	13	
-----										
TOTALS	RPI 1-25	RPI 26-50	W-L RECORDS	RPI 51-100	RPI 101-999	RPI 201+				
6- 19	0- 0	0- 1	OVERALL	0- 1	6- 17	3- 8				
3- 9	0- 0	0- 1	HOME	0- 1	3- 7	1- 4				
2- 10	0- 0	0- 0	AWAY	0- 0	2- 10	2- 4				
1- 0	0- 0	0- 0	NEUTRAL	0- 0	1- 0	0- 0				
2- 8	0- 0	0- 0	NON-CONFERENCE	0- 1	2- 7	1- 3				
1- 4	0- 0	0- 0	HOME	0- 1	1- 3	1- 1				
0- 4	0- 0	0- 0	AWAY	0- 0	0- 4	0- 2				
1- 0	0- 0	0- 0	NEUTRAL	0- 0	1- 0	0- 0				
4- 11	0- 0	0- 1	CONFERENCE	0- 0	4- 10	2- 5				
2- 5	0- 0	0- 1	HOME	0- 0	2- 4	0- 3				
2- 6	0- 0	0- 0	AWAY	0- 0	2- 6	2- 2				
0- 0	0- 0	0- 0	NEUTRAL	0- 0	0- 0	0- 0				

RPI	S	Opponent	Score	RPI	S	Opponent	Score	RPI	S	Opponent	Score	RPI	S	Opponent	Score
				35	H	Northern Colo.	63 85	93	H	Rice	83 88	129	A	Idaho St.	59 76
												129	H	Idaho St.	55 75
												135	A	Idaho	68 83
												145	N	Boise St.	62 60
												146	H	Cal Poly	73 89
												158	A	Eastern Wash.	62 82
												168	A	Denver	73 80
												170	A	Youngstown St.	67 69
												172	H	North Dakota	79 59
												173	A	Weber St.	63 77
												173	H	Weber St.	76 75
												197	H	UC Santa Barbara	93 96
												216	A	CSUN	69 78
												228	A	Montana St.	39 81
												228	H	Montana St.	56 78
												235	A	Hawaii	68 84
												245	A	Montana	62 70
												245	H	Montana	52 69
												255	H	Grand Canyon	54 72
												280	H	Arizona	84 66
												288	A	Sacramento St.	95 90
												320	A	Southern Utah	72 55
												320	H	Southern Utah	57 60
LAST 12 Division I GAMES:															
				288	A	Sacramento St.	95 90	245	H	Montana	52 69				
				172	H	North Dakota	79 59	228	H	Montana St.	56 78				
				35	H	Northern Colo.	63 85	135	A	Idaho	68 83				
				320	A	Southern Utah	72 55	158	A	Eastern Wash.	62 82				
				173	A	Weber St.	63 77	320	H	Southern Utah	57 60				
				129	A	Idaho St.	59 76	129	H	Idaho St.	55 75				

Non-Div I Games: Antelope Valley 104 49

Northern Ariz.



Average RPI Win:	176	WON-LOST	WINNING	LAST 10	STRENGTH OF	OPP. STRENGTH	TEAM	ADJ.	CONF.	ADJ CONF.
Average RPI Loss:	118	RECORD	PCT. RANK	GAMES	SCHEDULE	OF SCHEDULE	RPI	RPI	RPI	RPI
DIV. I ONLY	20- 6	41	8- 2	69	202	35	35	19	19	
DIV. I NON-CONF.	8- 3	65	0- 0	17	91	22	22	13	13	
-----										
TOTALS	RPI 1-25	RPI 26-50	W-L RECORDS	RPI 51-100	RPI 101-999	RPI 201+				
20- 6	0- 0	2- 1	OVERALL	1- 1	17- 4	7- 0				
9- 2	0- 0	1- 0	HOME	0- 0	8- 2	2- 0				
10- 4	0- 0	1- 1	AWAY	0- 1	9- 2	5- 0				
1- 0	0- 0	0- 0	NEUTRAL	1- 0	0- 0	0- 0				
8- 3	0- 0	2- 1	NON-CONFERENCE	1- 1	5- 1	1- 0				
4- 1	0- 0	1- 0	HOME	0- 0	3- 1	0- 0				
3- 2	0- 0	1- 1	AWAY	0- 1	2- 0	1- 0				
1- 0	0- 0	0- 0	NEUTRAL	1- 0	0- 0	0- 0				
12- 3	0- 0	0- 0	CONFERENCE	0- 0	12- 3	6- 0				
5- 1	0- 0	0- 0	HOME	0- 0	5- 1	2- 0				
7- 2	0- 0	0- 0	AWAY	0- 0	7- 2	4- 0				
0- 0	0- 0	0- 0	NEUTRAL	0- 0	0- 0	0- 0				

RPI	S	Opponent	Score	RPI	S	Opponent	Score	RPI	S	Opponent	Score	RPI	S	Opponent	Score
27	H	LSU	58 50	28	A	DePaul	94 88	41	A	Quinnipiac	49 60	60	A	Fordham	33 48
												89	N	Liberty	65 57
												124	H	Colorado St.	44 55
												129	A	Idaho St.	63 57
												129	H	Idaho St.	75 52
												135	A	Idaho	78 72
												135	H	Idaho	71 79
												144	H	San Francisco	73 60
												148	H	BYU	79 74
												158	A	Eastern Wash.	70 65
												158	H	Eastern Wash.	68 62
												168	A	Denver	71 63
												172	A	North Dakota	70 78
												173	A	Weber St.	73 82
												173	H	Weber St.	71 69
												183	H	Pacific	80 55
												228	A	Montana St.	78 63
												228	H	Montana St.	82 69
												245	A	Montana	64 58
												245	H	Montana	68 50
												277	A	UMKC	88 73
												301	A	Northern Ariz.	85 63
												320	A	Southern Utah	60 54
LAST 12 Division I GAMES:															
320	A	Southern Utah	60 54	158	H	Eastern Wash.	68 62	135	H	Idaho	71 79	172	A	North Dakota	70 78
301	A	Northern Ariz.	85 63	129	A	Idaho St.	63 57	173	A	Weber St.	73 82	245	H	Montana	68 50
173	H	Weber St.	71 69	245	A	Montana	64 58								

Non-Div I Games:

Northern Colo.



Average RPI Win:	220	WON-LOST	WINNING	LAST 10	STRENGTH OF	OPP. STRENGTH	TEAM	ADJ.	CONF.	ADJ CONF.
Average RPI Loss:	75	RECORD	PCT. RANK	GAMES	SCHEDULE	OF SCHEDULE	RPI	RPI	RPI	RPI
DIV. I ONLY	13- 13	171	3- 7	106	110	127	127	7	7	
DIV. I NON-CONF.	8- 3	65	0- 0	280	304	121	121	8	8	
-----										
TOTALS	RPI 1-25	RPI 26-50	W-L RECORDS	RPI 51-100	RPI 101-999	RPI 201+				
13- 13	1- 1	0- 4	OVERALL	0- 5	12- 3	8- 0				
6- 4	1- 0	0- 2	HOME	0- 1	5- 1	3- 0				
6- 7	0- 0	0- 0	AWAY	0- 1	6- 0	4- 0				
1- 2	0- 0	0- 0	NEUTRAL	0- 1	1- 1	1- 0				
8- 3	0- 1	0- 0	NON-CONFERENCE	0- 1	8- 1	6- 0				
3- 0	0- 0	0- 0	HOME	0- 0	3- 0	2- 0				
4- 1	0- 1	0- 0	AWAY	0- 0	4- 0	3- 0				
1- 2	0- 0	0- 0	NEUTRAL	0- 1	1- 1	1- 0				
5- 10	1- 0	0- 4	CONFERENCE	0- 4	4- 2	2- 0				
3- 4	1- 0	0- 2	HOME	0- 1	2- 1	1- 0				
2- 6	0- 0	0- 2	AWAY	0- 3	2- 1	1- 0				
0- 0	0- 0	0- 0	NEUTRAL	0- 0	0- 0	0- 0				

RPI 1-25				RPI 26-50				RPI 51-100				RPI 101+				Team's RPI: 127
RPI	S	Opponent	Score	RPI	S	Opponent	Score	RPI	S	Opponent	Score	RPI	S	Opponent	Score	
15	H	Buffalo	86 84	26	A	Central Mi ch.	77 91	63	A	Toledo	60 63	110	A	Western Mi ch.	83 88	
18	A	Iowa	80 105	26	H	Central Mi ch.	78 81	79	N	Albany (NY)	91 97	111	H	Western Ill.	96 94	
				40	A	Ball St.	72 81	85	A	Miami (OH)	65 67	115	N	Lamar University	80 90	
				40	H	Ball St.	50 72	85	H	Miami (OH)	62 77	141	A	SIUE	86 75	
								86	A	Ohio	75 77	159	A	Kent St.	72 62	
												159	H	Kent St.	81 79	
												200	H	Eastern Mi ch.	76 83	
												210	H	Bowling Green	73 68	
												215	A	Akron	84 61	
												273	H	Bradley	76 52	
												288	N	Sacramento St.	84 75	
												297	A	UTSA	69 55	
												304	H	Loyola Chi cago	80 71	
												345	A	Chi cago St.	80 59	
												347	A	Eastern Ill.	93 64	
-----																
LAST 12 Division I GAMES:																
26	A	Central Mi ch.	77 91	40	A	Ball St.	72 81									
40	H	Ball St.	50 72	86	A	Ohio	75 77									
210	H	Bowling Green	73 68	200	H	Eastern Mi ch.	76 83									
215	A	Akron	84 61	26	H	Central Mi ch.	78 81									
159	A	Kent St.	72 62	63	A	Toledo	60 63									
85	H	Miami (OH)	62 77	110	A	Western Mi ch.	83 88									

Non-Div I Games:

Northern Ill.



Average RPI Win:	203	WON-LOST	WINNING	LAST 10	STRENGTH OF	OPP. STRENGTH	TEAM	ADJ.	CONF.	ADJ CONF.
Average RPI Loss:	149	RECORD	PCT. RANK	GAMES	SCHEDULE	OF SCHEDULE	RPI	RPI	RPI	RPI
DIV. I ONLY	7- 19	289	4- 6	98	212	244	244	11	11	
DIV. I NON-CONF.	1- 9	318	0- 0	133	325	293	293	15	15	
-----										
TOTALS	RPI 1-25	RPI 26-50	W-L RECORDS	RPI 51-100	RPI 101-999	RPI 201+				
7- 19	1- 1	0- 0	OVERALL	1- 4	5- 14	4- 5				
4- 9	1- 0	0- 0	HOME	0- 3	3- 6	3- 1				
3- 9	0- 1	0- 0	AWAY	1- 0	2- 8	1- 4				
0- 1	0- 0	0- 0	NEUTRAL	0- 1	0- 0	0- 0				
1- 9	0- 0	0- 0	NON-CONFERENCE	0- 2	1- 7	0- 4				
0- 4	0- 0	0- 0	HOME	0- 1	0- 3	0- 1				
1- 4	0- 0	0- 0	AWAY	0- 0	1- 4	0- 3				
0- 1	0- 0	0- 0	NEUTRAL	0- 1	0- 0	0- 0				
6- 10	1- 1	0- 0	CONFERENCE	1- 2	4- 7	4- 1				
4- 5	1- 0	0- 0	HOME	0- 2	3- 3	3- 0				
2- 5	0- 1	0- 0	AWAY	1- 0	1- 4	1- 1				
0- 0	0- 0	0- 0	NEUTRAL	0- 0	0- 0	0- 0				

RPI 1-25				RPI 26-50				RPI 51-100				RPI 101+ Team's RPI: 244			
RPI	S	Opponent	Score	RPI	S	Opponent	Score	RPI	S	Opponent	Score	RPI	S	Opponent	Score
16	A	Green Bay	41 58					51	H	Indiana	56 67	107	A	Cleveland St.	49 72
16	H	Green Bay	62 54					78	H	IUPUI	35 71	107	H	Cleveland St.	65 70
								96	A	Milwaukee	60 57	108	A	Wright St.	60 73
								96	H	Milwaukee	49 52	108	H	Wright St.	63 68
								100	N	Jacksonville	49 61	120	A	ETSU	57 45
												130	H	Robert Morris	50 59
												159	H	Kent St.	54 59
												170	A	Youngstown St.	51 54
												170	H	Youngstown St.	59 60
												181	A	Stetson	56 67
												218	A	Oakland	53 79
												218	H	Oakland	66 59
												240	H	Austin Peay	52 53
												251	A	North Florida	50 58
												252	A	Illinois St.	37 49
												294	A	Murray St.	87 98
												323	A	Detroit Mercy	78 67
												323	H	Detroit Mercy	64 60
												327	H	Ill.-Chicago	61 53
-----															
LAST 12 Division I GAMES:															
170	H	Youngstown St.	59 60	107	A	Cleveland St.	49 72								
108	A	Wright St.	60 73	170	A	Youngstown St.	51 54								
323	H	Detroit Mercy	64 60	327	H	Ill.-Chicago	61 53								
218	H	Oakland	66 59	78	H	IUPUI	35 71								
96	A	Milwaukee	60 57	107	H	Cleveland St.	65 70								
16	A	Green Bay	41 58	108	H	Wright St.	63 68								

Non-Div I Games: Oakland City 103 25

Northern Ky.



Average RPI	Win:	231	WON-LOST	WINNING	LAST 10	STRENGTH OF	OPP. STRENGTH	TEAM	ADJ.	CONF.	ADJ CONF.
Average RPI	Loss:	62	RECORD	PCT. RANK	GAMES	SCHEDULE	OF SCHEDULE	RPI	RPI	RPI	RPI
DIV. I ONLY		10- 19	262	1- 9	79	65	187	187	3	3	
DIV. I NON-CONF.		7- 7	170	0- 0	156	138	174	174	4	4	
-----											
TOTALS	RPI 1-25		RPI 26-50		W-L RECORDS		RPI 51-100		RPI 101-999		RPI 201+
10- 19	0- 4		0- 6		OVERALL		0- 6		10- 3		6- 0
6- 8	0- 3		0- 3		HOME		0- 2		6- 0		4- 0
3- 9	0- 0		0- 0		AWAY		0- 1		3- 0		2- 0
1- 2	0- 0		0- 0		NEUTRAL		0- 0		1- 2		0- 0
7- 7	0- 1		0- 2		NON-CONFERENCE		0- 2		7- 2		4- 0
4- 3	0- 1		0- 1		HOME		0- 1		4- 0		3- 0
2- 2	0- 0		0- 1		AWAY		0- 1		2- 0		1- 0
1- 2	0- 0		0- 0		NEUTRAL		0- 0		1- 2		0- 0
3- 12	0- 3		0- 4		CONFERENCE		0- 4		3- 1		2- 0
2- 5	0- 2		0- 2		HOME		0- 1		2- 0		1- 0
1- 7	0- 1		0- 2		AWAY		0- 3		1- 1		1- 0
0- 0	0- 0		0- 0		NEUTRAL		0- 0		0- 0		0- 0

RPI 1-25				RPI 26-50				RPI 51-100				RPI 101+				Team's RPI: 187
RPI	S	Opponent	Score	RPI	S	Opponent	Score	RPI	S	Opponent	Score	RPI	S	Opponent	Score	
6	A	Ohio St.	54 88	28	H	DePaul	63 92	51	A	Indiana	73 78	101	N	Auburn	49 48	
16	H	Green Bay	57 63	29	A	Syracuse	74 81	62	H	Nebraska	59 69	112	N	Chattanooga	44 61	
18	H	Iowa	61 70	39	A	Michigan	63 84	69	A	Michigan St.	51 81	121	N	Georgetown	54 55	
22	H	Maryland	65 68	39	H	Michigan	59 80	84	A	Penn St.	59 67	186	H	Stony Brook	68 36	
				43	A	Purdue	60 63	96	H	Wisconsin	57 66	190	A	Wisconsin	46 58	
				47	H	Minnesota	63 90	97	A	Missouri St.	59 90	190	H	Wisconsin	69 60	
												194	A	UT Martin	71 63	
												218	H	Oakland	88 70	
												222	A	Illinois	74 59	
												222	H	Illinois	68 61	
												283	H	Santa Clara	57 47	
												345	A	Chicago St.	63 36	
												347	H	Eastern Ill.	74 40	
-----																
LAST 12 Division I GAMES:																
6	A	Ohio St.	54 88	39	H	Michigan	59 80									
222	H	Illinois	68 61	22	H	Maryland	65 68									
84	A	Penn St.	59 67	190	A	Wisconsin	46 58									
18	H	Iowa	61 70	43	A	Purdue	60 63									
39	A	Michigan	63 84	190	H	Wisconsin	69 60									
51	A	Indiana	73 78	62	H	Nebraska	59 69									

Non-Div I Games:

Northwestern



Average RPI Win:	301	WON-LOST	WINNING	LAST 10	STRENGTH OF	OPP. STRENGTH	TEAM	ADJ.	CONF.	ADJ CONF.
Average RPI Loss:	189	RECORD	PCT. RANK	GAMES	SCHEDULE	OF SCHEDULE	RPI	RPI	RPI	RPI
DIV. I ONLY	3- 19	329	2- 8	253	283	331	331	26	26	
DIV. I NON-CONF.	1- 6	306	0- 0	161	106	260	260	26	26	
-----										
TOTALS	RPI 1-25	RPI 26-50	W-L RECORDS	RPI 51-100	RPI 101-999	RPI 201+				
3- 19	0- 1	0- 0	OVERALL	0- 2	3- 16	3- 11				
2- 7	0- 0	0- 0	HOME	0- 0	2- 7	2- 5				
1- 11	0- 0	0- 0	AWAY	0- 0	1- 1	1- 0				
0- 1	0- 0	0- 0	NEUTRAL	0- 0	0- 1	0- 1				
1- 6	0- 1	0- 0	NON-CONFERENCE	0- 2	1- 3	1- 2				
0- 1	0- 0	0- 0	HOME	0- 0	0- 1	0- 1				
1- 4	0- 1	0- 0	AWAY	0- 2	1- 1	1- 0				
0- 1	0- 0	0- 0	NEUTRAL	0- 0	0- 1	0- 1				
2- 13	0- 0	0- 0	CONFERENCE	0- 0	2- 13	2- 9				
2- 6	0- 0	0- 0	HOME	0- 0	2- 6	2- 4				
0- 7	0- 0	0- 0	AWAY	0- 0	0- 7	0- 5				
0- 0	0- 0	0- 0	NEUTRAL	0- 0	0- 0	0- 0				

RPI 1-25				RPI 26-50				RPI 51-100				RPI 101+ Team's RPI: 331			
RPI	S	Opponent	Score	RPI	S	Opponent	Score	RPI	S	Opponent	Score	RPI	S	Opponent	Score
11	A	Texas	44 68					68	A	Oklahoma St.	44 78	109	A	SFA	48 83
								71	A	TCU	51 89	109	H	SFA	62 70
												115	A	Lamar University	44 71
												125	H	Central Ark.	53 61
												156	A	Ole Miss	44 75
												203	H	Southern Miss.	59 71
												224	H	A&M-Corpus Christi	56 62
												225	A	Abilene Christian	41 80
												227	A	New Orleans	63 81
												227	H	New Orleans	52 47
												238	H	Nicholls St.	63 79
												241	N	Texas Southern	43 56
												279	A	McNeese	67 72
												279	H	McNeese	44 60
												290	A	Southeastern La.	65 71
												302	H	Incarnate Word	53 57
												322	A	Houston Baptist	51 57
												337	A	La.-Monroe	70 48
												339	H	Sam Houston St.	63 60
-----															
LAST 12 Division I GAMES:															
302	H	Incarnate Word	53 57	125	H	Central Ark.	53 61								
322	A	Houston Baptist	51 57	227	A	New Orleans	63 81								
109	A	SFA	48 83	290	A	Southeastern La.	65 71								
115	A	Lamar University	44 71	339	H	Sam Houston St.	63 60								
279	H	McNeese	44 60	225	A	Abilene Christian	41 80								
227	H	New Orleans	52 47	109	H	SFA	62 70								

Non-Div I Games: LeTourneau 82 39 LSU-Shreveport 62 42 LSU-Alexandria 85 55 Central Baptist 87 22 Northwestern St.



Average RPI	Win:	78	WON-LOST	WINNING	LAST 10	STRENGTH OF	OPP. STRENGTH	TEAM	ADJ.	CONF.	ADJ CONF.
Average RPI	Loss:	3	RECORD	PCT. RANK	GAMES	SCHEDULE	OF SCHEDULE	RPI	RPI	RPI	RPI
DIV. I ONLY		26- 2	5	10- 0	2	2	1	1	1	1	1
DIV. I NON-CONF.		12- 1	6	1- 0	2	7	2	2	1	1	1
-----											
TOTALS	RPI 1-25		RPI 26-50		W-L RECORDS	RPI 51-100		RPI 101-999		RPI 201+	
26- 2	5- 2		8- 0		OVERALL	6- 0		7- 0		1- 0	
12- 0	1- 0		4- 0		HOME	3- 0		4- 0		1- 0	
11- 2	2- 2		4- 0		AWAY	3- 0		2- 0		0- 0	
3- 0	2- 0		0- 0		NEUTRAL	0- 0		1- 0		0- 0	
12- 1	3- 1		5- 0		NON-CONFERENCE	2- 0		2- 0		1- 0	
5- 0	1- 0		2- 0		HOME	1- 0		1- 0		1- 0	
4- 1	0- 1		3- 0		AWAY	1- 0		0- 0		0- 0	
3- 0	2- 0		0- 0		NEUTRAL	0- 0		1- 0		0- 0	
14- 1	2- 1		3- 0		CONFERENCE	4- 0		5- 0		0- 0	
7- 0	0- 0		2- 0		HOME	2- 0		3- 0		0- 0	
7- 1	2- 1		1- 0		AWAY	2- 0		2- 0		0- 0	
0- 0	0- 0		0- 0		NEUTRAL	0- 0		0- 0		0- 0	

RPI	S	Opponent	Score	RPI	S	Opponent	Score	RPI	S	Opponent	Score	RPI	S	Opponent	Score
2	A	UConn	71 80	28	H	DePaul	91 82	61	A	Georgi a Tech	77 54	116	H	North Carolina	94 62
4	A	Louisville	67 100	29	H	Syracuse	87 72	61	H	Georgi a Tech	85 69	120	N	ETSU	77 46
7	A	Florida St.	100 69	30	H	Marquette	91 85	69	H	Mi chi gan St.	90 59	154	H	Cl emson	90 37
10	H	Tennessee	84 70	34	A	Vi rgini a	83 69	74	A	Penn	66 54	174	A	Pittsburgh	87 53
12	A	Duke	72 54	38	A	Oregon St.	72 67	75	H	Vi rgini a Tech	89 59	191	A	Boston College	89 55
14	N	South Carol in a	92 85	39	A	Mi chi gan	83 63	95	A	Wake Forest	96 73	191	H	Boston College	89 60
19	N	South Fla.	76 66	45	A	Western Ky.	78 65					287	H	Mt. St. Mary's	121 65
				50	H	Mi ami (FL)	83 76								
-----															
LAST 12 Division I GAMES:															
75	H	Vi rgini a Tech	89 59	7	A	Florida St.	100 69	174	A	Pittsburgh	87 53	154	H	Cl emson	90 37
191	A	Boston College	89 55	34	A	Vi rgini a	83 69	10	H	Tennessee	84 70	191	H	Boston College	89 60
61	H	Georgi a Tech	85 69	12	A	Duke	72 54	4	A	Loui sville	67 100				
116	H	North Carolina	94 62												

Non-Div I Games:

Notre Dame



Average RPI Win:	282	WON-LOST	WINNING	LAST 10	STRENGTH OF	OPP. STRENGTH	TEAM	ADJ.	CONF.	ADJ CONF.
Average RPI Loss:	102	RECORD	PCT. RANK	GAMES	SCHEDULE	OF SCHEDULE	RPI	RPI	RPI	RPI
DIV. I ONLY	12- 14	198	3- 7	240	156	218	218	11	11	
DIV. I NON-CONF.	6- 4	122	0- 0	274	172	145	145	15	15	
-----										
TOTALS	RPI 1-25	RPI 26-50	W-L RECORDS	RPI 51-100	RPI 101-999	RPI 201+				
12- 14	0- 1	0- 2	OVERALL	0- 4	12- 7	11- 1				
5- 7	0- 1	0- 1	HOME	0- 2	5- 3	5- 0				
5- 7	0- 0	0- 1	AWAY	0- 2	5- 4	4- 1				
2- 0	0- 0	0- 0	NEUTRAL	0- 0	2- 0	2- 0				
6- 4	0- 0	0- 2	NON-CONFERENCE	0- 1	6- 1	6- 0				
2- 1	0- 0	0- 1	HOME	0- 0	2- 0	2- 0				
2- 3	0- 0	0- 1	AWAY	0- 1	2- 1	2- 0				
2- 0	0- 0	0- 0	NEUTRAL	0- 0	2- 0	2- 0				
6- 10	0- 1	0- 0	CONFERENCE	0- 3	6- 6	5- 1				
3- 6	0- 1	0- 0	HOME	0- 2	3- 3	3- 0				
3- 4	0- 0	0- 0	AWAY	0- 1	3- 3	2- 1				
0- 0	0- 0	0- 0	NEUTRAL	0- 0	0- 0	0- 0				

RPI	S	Opponent	Score	RPI	S	Opponent	Score	RPI	S	Opponent	Score	RPI	S	Opponent	Score	Team's RPI: 218
16	H	Green Bay	48 <b>81</b>	26	H	Central Mich.	85 <b>103</b>	69	A	Michigan St.	63 <b>95</b>	107	A	Cleveland St.	62 <b>70</b>	
				39	A	Michigan	69 <b>78</b>	78	A	IUPUI	64 <b>80</b>	107	H	Cleveland St.	66 <b>86</b>	
								78	H	IUPUI	55 <b>73</b>	108	A	Wright St.	75 <b>80</b>	
								96	H	Milwaukee	62 <b>74</b>	108	H	Wright St.	57 <b>77</b>	
												170	A	Youngstown St.	58 <b>48</b>	
												170	H	Youngstown St.	76 <b>86</b>	
												187	A	Northwestern	70 <b>88</b>	
												244	A	Northern Ky.	59 <b>66</b>	
												244	H	Northern Ky.	79 <b>53</b>	
												248	H	Niagara	67 <b>59</b>	
												252	H	Illinois St.	64 <b>43</b>	
												267	A	Cornell	79 <b>77</b>	
												281	N	Old Dominion	80 <b>59</b>	
												284	A	Canius	83 <b>48</b>	
												323	A	Detroit Mercy	85 <b>74</b>	
												323	H	Detroit Mercy	83 <b>50</b>	
												327	A	Ill.-Chicago	67 <b>63</b>	
												327	H	Ill.-Chicago	95 <b>78</b>	
												338	N	Ark.-Pine Bluff	69 <b>37</b>	
-----																
LAST 12 Division I GAMES:																
323	A	Detroit Mercy	85 <b>74</b>	170	H	Youngstown St.	76 <b>86</b>	323	H	Detroit Mercy	83 <b>50</b>					
327	H	Ill.-Chicago	95 <b>78</b>	16	H	Green Bay	48 <b>81</b>	96	H	Milwaukee	62 <b>74</b>					
78	H	IUPUI	55 <b>73</b>	78	A	IUPUI	64 <b>80</b>									
108	A	Wright St.	75 <b>80</b>	327	A	Ill.-Chicago	67 <b>63</b>									
244	A	Northern Ky.	59 <b>66</b>													
107	H	Cleveland St.	66 <b>86</b>													

Non-Div I Games: Mich.-Dearborn 104 44

Oakland



Average RPI Win:	169	WON-LOST	WINNING	LAST 10	STRENGTH OF	OPP. STRENGTH	TEAM	ADJ.	CONF.	ADJ CONF.
Average RPI Loss:	77	RECORD	PCT. RANK	GAMES	SCHEDULE	OF SCHEDULE	RPI	RPI	RPI	RPI
DIV. I ONLY	14- 11	140	6- 4	53	93	86	86	7	7	
DIV. I NON-CONF.	5- 5	170	0- 0	74	163	116	116	8	8	
-----										
TOTALS	RPI 1-25	RPI 26-50	W-L RECORDS	RPI 51-100	RPI 101-999	RPI 201+				
14- 11	0- 1	2- 4	OVERALL	1- 3	11- 3	6- 0				
8- 4	0- 1	1- 2	HOME	1- 1	6- 0	3- 0				
6- 5	0- 0	1- 0	AWAY	0- 1	5- 0	3- 0				
0- 2	0- 0	0- 1	NEUTRAL	0- 0	0- 1	0- 0				
5- 5	0- 0	1- 2	NON-CONFERENCE	0- 1	4- 2	3- 0				
2- 2	0- 0	0- 1	HOME	0- 1	2- 0	1- 0				
3- 1	0- 0	1- 0	AWAY	0- 0	2- 1	2- 0				
0- 2	0- 0	0- 1	NEUTRAL	0- 0	0- 1	0- 0				
9- 6	0- 1	1- 2	CONFERENCE	1- 2	7- 1	3- 0				
6- 2	0- 1	1- 1	HOME	1- 0	4- 0	2- 0				
3- 4	0- 0	0- 1	AWAY	0- 2	3- 1	1- 0				
0- 0	0- 0	0- 0	NEUTRAL	0- 0	0- 0	0- 0				

RPI	S	Opponent	Score	RPI	S	Opponent	Score	RPI	S	Opponent	Score	RPI	S	Opponent	Score
15	H	Buffalo	63 67	26	A	Central Mich.	58 82	63	A	Toledo	57 75	107	A	Cleveland St.	64 71
				26	H	Central Mich.	72 74	63	H	Toledo	78 61	110	A	Western Mich.	69 54
				34	N	Virginia	59 77	78	H	IUPUI	52 76	127	H	Northern Ill.	77 75
				39	H	Michigan	61 74	85	A	Miami (OH)	55 64	159	A	Kent St.	78 65
				40	H	Ball St.	80 76					159	H	Kent St.	79 78
				43	A	Purdue	77 71					175	N	Furman	68 70
												193	H	High Point	64 61
												200	A	Eastern Mich.	58 73
												206	H	N. C. A&T	72 65
												210	A	Bowling Green	70 63
												210	H	Bowling Green	69 58
												215	H	Akron	70 67
												314	A	Eastern Ky.	69 57
												316	A	Marshall	54 52
LAST 12 Division I GAMES:															
159	H	Kent St.	79 78	85	A	Miami (OH)	55 64	127	H	Northern Ill.	77 75				
210	H	Bowling Green	69 58	210	A	Bowling Green	70 63	15	H	Buffalo	63 67				
200	A	Eastern Mich.	58 73	110	A	Western Mich.	69 54								
159	A	Kent St.	78 65	63	A	Toledo	57 75								
26	H	Central Mich.	72 74												
40	H	Ball St.	80 76												

Non-Div I Games: Notre Dame (OH) 93 37

Ohio



Average RPI	Win:	95	WON-LOST	WINNING	LAST 10	STRENGTH OF	OPP. STRENGTH	TEAM	ADJ.	CONF.	ADJ CONF.
Average RPI	Loss:	19	RECORD	PCT. RANK	GAMES	SCHEDULE	OF SCHEDULE	RPI	RPI	RPI	RPI
DIV. I ONLY		23- 6		32	7- 3	7	5	6	6	3	3
DIV. I NON-CONF.		11- 3		45	0- 1	9	3	6	6	4	4
-----											
TOTALS	RPI 1-25		RPI 26-50		W-L RECORDS	RPI 51-100		RPI 101-999		RPI 201+	
23- 6	2- 5		5- 1		OVERALL	8- 0		8- 0		1- 0	
13- 2	1- 1		4- 1		HOME	5- 0		3- 0		0- 0	
7- 4	0- 4		1- 0		AWAY	2- 0		4- 0		1- 0	
3- 0	1- 0		0- 0		NEUTRAL	1- 0		1- 0		0- 0	
11- 3	2- 3		1- 0		NON-CONFERENCE	3- 0		5- 0		0- 0	
6- 1	1- 1		1- 0		HOME	2- 0		2- 0		0- 0	
2- 2	0- 2		0- 0		AWAY	0- 0		2- 0		0- 0	
3- 0	1- 0		0- 0		NEUTRAL	1- 0		1- 0		0- 0	
12- 3	0- 2		4- 1		CONFERENCE	5- 0		3- 0		1- 0	
7- 1	0- 0		3- 1		HOME	3- 0		1- 0		0- 0	
5- 2	0- 2		1- 0		AWAY	2- 0		2- 0		1- 0	
0- 0	0- 0		0- 0		NEUTRAL	0- 0		0- 0		0- 0	

RPI	S	Opponent	Score	RPI	S	Opponent	Score	RPI	S	Opponent	Score	RPI	S	Opponent	Score
4	H	Louisville	90 95	33	H	Rutgers	90 68	51	A	Indiana	77 62	126	A	Cincinnati	87 76
12	A	Duke	60 69	39	A	Michigan	78 71	51	H	Indiana	85 70	135	H	Idaho	99 56
13	H	Stanford	85 64	39	H	Michigan	75 84	55	N	FGCU	104 62	162	A	Florida	103 77
13	N	Stanford	94 82	41	H	Quinnipiac	95 63	62	A	Nebraska	73 61	187	H	Northwestern	88 54
18	A	Iowa	89 103	43	H	Purdue	73 60	69	H	Michigan St.	78 62	189	H	Washington	85 76
19	A	South Fla.	65 84	47	H	Minnesota	91 75	81	H	Maine	83 70	190	A	Wisconsin	68 55
22	A	Maryland	69 99					84	H	Penn St.	94 64	201	N	Memphis	100 69
								90	H	Dartmouth	103 70	222	A	Illinois	88 69
-----															
LAST 12 Division I GAMES:															
187	H	Northwestern	88 54	84	H	Penn St.	94 64								
43	H	Purdue	73 60	69	H	Michigan St.	78 62								
222	A	Illinois	88 69	18	A	Iowa	89 103								
19	A	South Fla.	65 84	22	A	Maryland	69 99								
33	H	Rutgers	90 68	39	H	Michigan	75 84								
190	A	Wisconsin	68 55	51	A	Indiana	77 62								

Non-Div I Games:

Ohio St.



Average RPI Win:	109	WON-LOST	WINNING	LAST 10	STRENGTH OF	OPP. STRENGTH	TEAM	ADJ.	CONF.	ADJ CONF.
Average RPI Loss:	47	RECORD	PCT. RANK	GAMES	SCHEDULE	OF SCHEDULE	RPI	RPI	RPI	RPI
DIV. I ONLY	15- 12	145	7- 3	1	21	24	24	4	4	
DIV. I NON-CONF.	5- 6	187	0- 0	3	18	35	35	5	5	
-----										
TOTALS	RPI 1-25	RPI 26-50	W-L RECORDS	RPI 51-100	RPI 101-999	RPI 201+				
15- 12	1- 5	0- 2	OVERALL	7- 3	7- 2	2- 0				
9- 4	1- 2	0- 0	HOME	5- 1	3- 1	1- 0				
6- 7	0- 2	0- 2	AWAY	2- 2	4- 1	1- 0				
0- 1	0- 1	0- 0	NEUTRAL	0- 0	0- 0	0- 0				
5- 6	1- 2	0- 2	NON-CONFERENCE	2- 0	2- 2	1- 0				
4- 1	1- 0	0- 0	HOME	2- 0	1- 1	1- 0				
1- 4	0- 1	0- 2	AWAY	0- 0	1- 1	0- 0				
0- 1	0- 1	0- 0	NEUTRAL	0- 0	0- 0	0- 0				
10- 6	0- 3	0- 0	CONFERENCE	5- 3	5- 0	1- 0				
5- 3	0- 2	0- 0	HOME	3- 1	2- 0	0- 0				
5- 3	0- 1	0- 0	AWAY	2- 2	3- 0	1- 0				
0- 0	0- 0	0- 0	NEUTRAL	0- 0	0- 0	0- 0				

RPI	S	Opponent	Score	RPI	S	Opponent	Score	RPI	S	Opponent	Score	RPI	S	Opponent	Score
2	N	UConn	64 88	28	A	DePaul	108 111	64	A	West Virginia	79 77	103	A	Little Rock	56 68
5	A	Baylor	65 74	32	A	South Dakota St.	61 67	64	H	West Virginia	76 57	118	A	Iowa St.	74 69
5	H	Baylor	52 74					66	H	Belmont	96 73	118	H	Iowa St.	80 71
8	A	Oregon	74 92					68	A	Oklahoma St.	82 96	124	A	Colorado St.	78 46
11	H	Texas	78 88					68	H	Oklahoma St.	67 70	140	A	Kansas	72 52
19	H	South Fla.	79 74					71	A	TCU	58 62	140	H	Kansas	97 64
								71	H	TCU	84 71	162	H	Florida	61 80
								91	A	Kansas St.	76 71	205	H	SMU	87 75
								91	H	Kansas St.	68 49	230	A	Texas Tech	73 52
								94	H	New Mexico	105 63				
LAST 12 Division I GAMES:															
118	H	Iowa St.	80 71	71	A	TCU	58 62								
64	A	West Virginia	79 77	140	H	Kansas	97 64								
140	A	Kansas	72 52	68	H	Oklahoma St.	67 70								
5	A	Baylor	65 74	91	A	Kansas St.	76 71								
64	H	West Virginia	76 57	5	H	Baylor	52 74								
91	H	Kansas St.	68 49	230	A	Texas Tech	73 52								

Non-Div I Games:

Oklahoma



Average RPI Win:	164	WON-LOST	WINNING	LAST 10	STRENGTH OF	OPP. STRENGTH	TEAM	ADJ.	CONF.	ADJ CONF.
Average RPI Loss:	44	RECORD	PCT. RANK	GAMES	SCHEDULE	OF SCHEDULE	RPI	RPI	RPI	RPI
DIV. I ONLY	18- 9	79	5- 5	75	25	68	68	4	4	
DIV. I NON-CONF.	9- 2	33	0- 0	177	108	63	63	5	5	
-----										
TOTALS	RPI 1-25	RPI 26-50	W-L RECORDS	RPI 51-100	RPI 101-999	RPI 201+				
18- 9	3- 6	0- 0	OVERALL	4- 1	11- 2	7- 0				
13- 3	2- 2	0- 0	HOME	2- 0	9- 1	6- 0				
4- 5	1- 3	0- 0	AWAY	1- 1	2- 1	1- 0				
1- 1	0- 1	0- 0	NEUTRAL	1- 0	0- 0	0- 0				
9- 2	1- 2	0- 0	NON-CONFERENCE	1- 0	7- 0	5- 0				
8- 0	1- 0	0- 0	HOME	0- 0	7- 0	5- 0				
0- 1	0- 1	0- 0	AWAY	0- 0	0- 0	0- 0				
1- 1	0- 1	0- 0	NEUTRAL	1- 0	0- 0	0- 0				
9- 7	2- 4	0- 0	CONFERENCE	3- 1	4- 2	2- 0				
5- 3	1- 2	0- 0	HOME	2- 0	2- 1	1- 0				
4- 4	1- 2	0- 0	AWAY	1- 1	2- 1	1- 0				
0- 0	0- 0	0- 0	NEUTRAL	0- 0	0- 0	0- 0				

RPI 1-25				RPI 26-50				RPI 51-100				Team's RPI : 68				RPI 101+			
RPI	S	Opponent	Score	RPI	S	Opponent	Score	RPI	S	Opponent	Score	RPI	S	Opponent	Score	RPI	S	Opponent	Score
3	A	Mississippi St.	76 79					57	N	South Dakota	76 68	118	A	Iowa St.	81 73				
5	A	Baylor	64 77					64	H	West Virginia	79 73	118	H	Iowa St.	69 78				
5	H	Baylor	45 87					71	A	TCU	71 54	137	H	Wichita St.	91 67				
9	H	UCLA	87 72					91	A	Kansas St.	64 80	140	A	Kansas	59 66				
10	N	Tennessee	69 79					91	H	Kansas St.	76 68	140	H	Kansas	92 63				
11	A	Texas	79 84									188	H	Southern U.	94 66				
11	H	Texas	62 77									230	A	Texas Tech	98 57				
24	A	Oklahoma	70 67									230	H	Texas Tech	80 62				
24	H	Oklahoma	96 82									291	H	USC Upstate	108 71				
																302	H	Incarnate Word	86 35
																315	H	UTRGV	80 38
																331	H	Northwestern St.	78 44
																337	H	La.-Monroe	112 58
LAST 12 Division I GAMES:																			
140	A	Kansas	59 66	5	A	Baylor	64 77												
11	H	Texas	62 77	230	H	Texas Tech	80 62												
5	H	Baylor	45 87	118	H	Iowa St.	69 78												
118	A	Iowa St.	81 73	24	A	Oklahoma	70 67												
71	A	TCU	71 54	64	H	West Virginia	79 73												
140	H	Kansas	92 63	91	A	Kansas St.	64 80												

Non-Div I Games:

Oklahoma St.



Average RPI Win:	269	WON-LOST	WINNING	LAST 10	STRENGTH OF	OPP. STRENGTH	TEAM	ADJ.	CONF.	ADJ CONF.
Average RPI Loss:	150	RECORD	PCT. RANK	GAMES	SCHEDULE	OF SCHEDULE	RPI	RPI	RPI	RPI
DIV. I ONLY	8- 20	280	6- 4	148	238	281	281	18	18	
DIV. I NON-CONF.	2- 12	306	0- 1	130	268	302	302	19	19	
-----										
TOTALS	RPI 1-25	RPI 26-50	W-L RECORDS	RPI 51-100	RPI 101-999	RPI 201+				
8- 20	0- 2	0- 1	OVERALL	0- 3	8- 14	7- 8				
7- 8	0- 2	0- 0	HOME	0- 2	7- 4	6- 2				
1- 9	0- 0	0- 1	AWAY	0- 1	1- 7	1- 4				
0- 3	0- 0	0- 0	NEUTRAL	0- 0	0- 3	0- 2				
2- 12	0- 2	0- 0	NON-CONFERENCE	0- 1	2- 9	2- 5				
2- 5	0- 2	0- 0	HOME	0- 1	2- 2	2- 1				
0- 4	0- 0	0- 0	AWAY	0- 0	0- 4	0- 2				
0- 3	0- 0	0- 0	NEUTRAL	0- 0	0- 3	0- 2				
6- 8	0- 0	0- 1	CONFERENCE	0- 2	6- 5	5- 3				
5- 3	0- 0	0- 0	HOME	0- 1	5- 2	4- 1				
1- 5	0- 0	0- 1	AWAY	0- 1	1- 3	1- 2				
0- 0	0- 0	0- 0	NEUTRAL	0- 0	0- 0	0- 0				

RPI 1-25				RPI 26-50				RPI 51-100				RPI 101+ Team's RPI: 281			
RPI	S	Opponent	Score	RPI	S	Opponent	Score	RPI	S	Opponent	Score	RPI	S	Opponent	Score
12	H	Duke	51 84	45	A	Western Ky.	48 62	77	H	UAB	61 74	102	A	George Mason	53 66
21	H	NC State	56 73					89	H	Liberty	55 63	123	N	Saint Francis (PA)	68 79
								93	A	Rice	45 53	126	H	Cincinnati	33 54
												138	H	Charlotte	60 63
												151	A	William & Mary	58 75
												166	H	UTEP	56 52
												167	A	Louisiana Tech	45 59
												203	A	Southern Miss.	74 55
												207	A	Hampton	42 50
												209	A	North Texas	46 63
												209	H	North Texas	52 55
												212	H	Richmond	45 54
												218	N	Oakland	59 80
												225	N	Abilene Christian	60 74
												233	H	Fla. Atlantic	59 54
												282	A	VCU	39 68
												297	A	UTSA	56 64
												297	H	UTSA	69 63
												307	H	FIU	68 60
												311	H	Coppin St.	75 67
												316	H	Marshall	69 53
												319	H	South Carolina St.	52 35
-----															
LAST 12 Division I GAMES:															
209	H	North Texas	52 55	93	A	Rice	45 53	167	A	Louisiana Tech	45 59	297	H	UTSA	69 63
166	H	UTEP	56 52	207	A	Hampton	42 50	316	H	Marshall	69 53	297	A	UTSA	56 64
233	H	Fla. Atlantic	59 54	209	A	North Texas	46 63	209	H	North Texas	52 55				
203	A	Southern Miss.	74 55												
45	A	Western Ky.	48 62												
307	H	FIU	68 60												

Non-Div I Games:

Old Domini on



O  
l  
e  
M  
i  
s  
s

Ole Miss				Through Games Of Feb. 22, 2018							
Average RPI Win:	216	WON-LOST	WINNING	LAST 10		STRENGTH OF	OPP. STRENGTH	TEAM	ADJ.	CONF.	ADJ CONF.
Average RPI Loss:	59	RECORD	PCT. RANK	GAMES		SCHEDULE	OF SCHEDULE	RPI	RPI	RPI	RPI
DIV. I ONLY		11- 17	229	0- 10		40	74	156	156	2	2
DIV. I NON-CONF.		10- 3	52	0- 0		203	279	83	83	2	2
<hr/>											
TOTALS	RPI 1-25		RPI 26-50		W-L RECORDS		RPI 51-100		RPI 101-999		RPI 201+
11- 17	0- 9		0- 1		OVERALL		0- 2		11- 5		5- 0
9- 7	0- 4		0- 0		HOME		0- 2		9- 1		4- 0
1- 9	0- 0		0- 0		AWAY		0- 0		1- 0		0- 0
1- 1	0- 0		0- 0		NEUTRAL		0- 0		1- 1		1- 0
10- 3	0- 1		0- 0		NON-CONFERENCE		0- 0		10- 2		5- 0
8- 0	0- 0		0- 0		HOME		0- 0		8- 0		4- 0
1- 2	0- 1		0- 0		AWAY		0- 0		1- 1		0- 0
1- 1	0- 0		0- 0		NEUTRAL		0- 0		1- 1		1- 0
1- 14	0- 8		0- 1		CONFERENCE		0- 2		1- 3		0- 0
1- 7	0- 4		0- 0		HOME		0- 2		1- 1		0- 0
0- 7	0- 4		0- 1		AWAY		0- 0		0- 2		0- 0
0- 0	0- 0		0- 0		NEUTRAL		0- 0		0- 0		0- 0

RPI 1-25				RPI 26-50				RPI 51-100				RPI 101+ Team's RPI: 156			
RPI	S	Opponent	Score	RPI	S	Opponent	Score	RPI	S	Opponent	Score	RPI	S	Opponent	Score
3	A	Mississippi St.	45 76	27	A	LSU	55 84	87	H	Alabama	79 82	113	H	Middle Tenn.	65 56
3	H	Mississippi St.	49 69					92	H	Kentucky	71 79	122	A	Arkansas	72 73
8	A	Oregon	46 90									131	N	Saint Louis	64 79
10	A	Tennessee	66 75									132	A	Portland St.	79 94
14	H	South Carolina	62 88									133	H	Vanderbilt	72 75
17	H	Missouri	48 67									152	H	South Ala.	66 59
20	A	Texas A&M	54 83									161	H	Troy	96 93
25	A	Georgia	45 69									162	A	Florida	60 61
25	H	Georgia	52 66									162	H	Florida	78 75
LAST 12 Division I GAMES:															
92	H	Kentucky	71 79	133	H	Vanderbilt	72 75								
25	H	Georgia	52 66	3	H	Mississippi St.	49 69								
27	A	LSU	55 84	10	A	Tennessee	66 75								
87	H	Alabama	79 82	162	A	Florida	60 61								
20	A	Texas A&M	54 83	17	H	Missouri	48 67								
25	A	Georgia	45 69	3	A	Mississippi St.	45 76								

O  
l  
e  
M  
i  
s  
s

Non-Div I Games:

Ole Miss



Average RPI Win: **266**  
 Average RPI Loss: **135**

WON-LOST  
RECORD

WINNING  
PCT. RANK

LAST 10  
GAMES

STRENGTH OF  
SCHEDULE

OPP. STRENGTH  
OF SCHEDULE

TEAM  
RPI

ADJ.  
RPI

CONF.  
RPI

ADJ CONF.  
RPI

DIV. I ONLY	8- 15	256	2- 7	169	226	243	243	13	13
DIV. I NON-CONF.	6- 4	122	0- 0	279	317	164	164	16	16
<hr/>									
TOTALS	RPI 1-25	RPI 26-50	W-L RECORDS	RPI 51-100	RPI 101-999	RPI 201+			
8- 15	0- 0	0- 3	OVERALL	0- 3	8- 9	7- 2			
5- 6	0- 0	0- 2	HOME	0- 1	5- 3	4- 0			
3- 9	0- 0	0- 1	AWAY	0- 2	3- 6	3- 2			
0- 0	0- 0	0- 0	NEUTRAL	0- 0	0- 0	0- 0			
6- 4	0- 0	0- 1	NON-CONFERENCE	0- 1	6- 2	5- 1			
3- 1	0- 0	0- 1	HOME	0- 0	3- 0	2- 0			
3- 3	0- 0	0- 0	AWAY	0- 1	3- 2	3- 1			
0- 0	0- 0	0- 0	NEUTRAL	0- 0	0- 0	0- 0			
2- 11	0- 0	0- 2	CONFERENCE	0- 2	2- 7	2- 1			
2- 5	0- 0	0- 1	HOME	0- 1	2- 3	2- 0			
0- 6	0- 0	0- 1	AWAY	0- 1	0- 4	0- 1			
0- 0	0- 0	0- 0	NEUTRAL	0- 0	0- 0	0- 0			

RPI 1-25				RPI 26-50				RPI 51-100				RPI 101+ Team's RPI: 243			
RPI	S	Opponent	Score	RPI	S	Opponent	Score	RPI	S	Opponent	Score	RPI	S	Opponent	Score
				32	A	South Dakota St.	64 <b>89</b>	57	A	South Dakota	46 <b>70</b>	111	A	Western Ill.	68 <b>103</b>
				32	H	South Dakota St.	54 <b>103</b>	57	H	South Dakota	50 <b>72</b>	111	H	Western Ill.	51 <b>90</b>
				42	H	Creighton	51 <b>72</b>	91	A	Kansas St.	60 <b>81</b>	147	H	UNI	78 74
												168	A	Denver	60 <b>81</b>
												168	H	Denver	74 <b>85</b>
												180	A	Oral Roberts	56 <b>72</b>
												180	H	Oral Roberts	53 <b>82</b>
												201	A	CSU Bakersfield	43 <b>52</b>
												216	A	CSUN	68 60
												228	H	Montana St.	64 53
												273	A	Bradley	56 <b>69</b>
												278	H	North Dakota St.	80 67
												291	A	USC Upstate	69 66
												300	A	Wofford	64 60
												329	A	Fort Wayne	65 <b>76</b>
												329	H	Fort Wayne	77 61
												342	H	Florida A&M	78 73
<hr/>															
LAST 12 Division I GAMES:															
				180	A	Oral Roberts	56 <b>72</b>	278	H	North Dakota St.	80 67				
				168	A	Denver	60 <b>81</b>	57	A	South Dakota	46 <b>70</b>				
				57	H	South Dakota	50 <b>72</b>	168	H	Denver	74 <b>85</b>				
				329	H	Fort Wayne	77 61	111	H	Western Ill.	51 <b>90</b>				
				111	A	Western Ill.	68 <b>103</b>	329	A	Fort Wayne	65 <b>76</b>				
				32	H	South Dakota St.	54 <b>103</b>	32	A	South Dakota St.	64 <b>89</b>				

Non-Div I Games: Graceland (IA) 96 69 Peru St. 63 47 St. Mary (NE) 81 58

Omaha

**Loss**, **Non-Conf**, **S Site**, **H Home** **A Away** **N Neutral**



Average RPI Win:	279	WON-LOST	WINNING	LAST 10	STRENGTH OF	OPP. STRENGTH	TEAM	ADJ.	CONF.	ADJ CONF.
Average RPI Loss:	94	RECORD	PCT. RANK	GAMES	SCHEDULE	OF SCHEDULE	RPI	RPI	RPI	RPI
DIV. I ONLY	14- 12	156	4- 5	267	188	180	180	13	13	
DIV. I NON-CONF.	7- 5	132	0- 0	331	258	206	206	16	16	
-----										
TOTALS	RPI 1-25	RPI 26-50	W-L RECORDS	RPI 51-100	RPI 101-999	RPI 201+				
14- 12	0- 0	0- 2	OVERALL	0- 5	14- 5	12- 0				
5- 4	0- 0	0- 1	HOME	0- 1	5- 2	4- 0				
5- 8	0- 0	0- 1	AWAY	0- 4	5- 3	4- 0				
4- 0	0- 0	0- 0	NEUTRAL	0- 0	4- 0	4- 0				
7- 5	0- 0	0- 0	NON-CONFERENCE	0- 3	7- 2	6- 0				
1- 1	0- 0	0- 0	HOME	0- 0	1- 1	1- 0				
2- 4	0- 0	0- 0	AWAY	0- 3	2- 1	1- 0				
4- 0	0- 0	0- 0	NEUTRAL	0- 0	4- 0	4- 0				
7- 7	0- 0	0- 2	CONFERENCE	0- 2	7- 3	6- 0				
4- 3	0- 0	0- 1	HOME	0- 1	4- 1	3- 0				
3- 4	0- 0	0- 1	AWAY	0- 1	3- 2	3- 0				
0- 0	0- 0	0- 0	NEUTRAL	0- 0	0- 0	0- 0				

RPI 1-25				RPI 26-50				RPI 51-100				RPI 101+ Team's RPI: 180			
RPI	S	Opponent	Score	RPI	S	Opponent	Score	RPI	S	Opponent	Score	RPI	S	Opponent	Score
				32	A	South Dakota St.	72 96	57	A	South Dakota	55 72	111	A	Western Ill.	49 56
				32	H	South Dakota St.	70 77	57	H	South Dakota	68 73	111	H	Western Ill.	63 85
								71	A	TCU	58 72	122	H	Arkansas	66 77
								97	A	Missouri St.	66 76	168	A	Denver	54 70
								99	A	Utah	50 71	168	H	Denver	90 60
												169	A	UT Arlington	46 70
												177	A	Tulsa	53 41
												243	A	Omaha	82 53
												243	H	Omaha	72 56
												277	A	UMKC	76 73
												278	A	North Dakota St.	64 57
												278	H	North Dakota St.	71 48
												295	N	Alcorn	76 52
												303	N	Long Beach St.	64 58
												322	H	Houston Baptist	78 56
												324	N	Cal St. Fullerton	60 50
												329	A	Fort Wayne	73 48
												329	H	Fort Wayne	66 45
												345	N	Chicago St.	73 43
-----															
LAST 12 Division I GAMES:															
				243	H	Omaha	72 56	329	H	Fort Wayne	66 45				
				57	A	South Dakota	55 72	168	H	Denver	90 60				
				168	A	Denver	54 70	57	H	South Dakota	68 73				
				32	A	South Dakota St.	72 96	32	H	South Dakota St.	70 77				
				278	A	North Dakota St.	64 57	278	H	North Dakota St.	71 48				
				111	H	Western Ill.	63 85	111	A	Western Ill.	49 56				

Non-Div I Games: Okla. Panhandle 88 35 Cent. Christian (KS) 18 47

Oral Roberts



Average RPI Win: 118

Average RPI Loss: 15

WON-LOST  
RECORDWINNING  
PCT. RANKLAST 10  
GAMESSTRENGTH OF  
SCHEDULEOPP. STRENGTH  
OF SCHEDULETEAM  
RPIADJ.  
RPICONF.  
RPIADJ CONF.  
RPIDIV. I ONLY  
DIV. I NON-CONF.25- 4  
11- 29  
228- 2  
0- 019  
2112  
248  
88  
85  
35  
3

TOTALS

RPI 1-25

RPI 26-50

W-L RECORDS

RPI 51-100

RPI 101-999

RPI 201+

25- 4

5- 3

5- 1

OVERALL

4- 0

11- 0

5- 0

16- 1

2- 1

4- 0

HOME

2- 0

8- 0

4- 0

7- 3

2- 2

1- 1

AWAY

2- 0

2- 0

0- 0

2- 0

1- 0

0- 0

NEUTRAL

0- 0

1- 0

1- 0

11- 2

3- 2

0- 0

NON-CONFERENCE

1- 0

7- 0

4- 0

8- 0

1- 0

0- 0

HOME

1- 0

6- 0

3- 0

1- 2

1- 2

0- 0

AWAY

0- 0

0- 0

0- 0

2- 0

1- 0

0- 0

NEUTRAL

0- 0

1- 0

1- 0

14- 2

2- 1

5- 1

CONFERENCE

3- 0

4- 0

1- 0

8- 1

1- 1

4- 0

HOME

1- 0

2- 0

1- 0

6- 1

1- 0

1- 1

AWAY

2- 0

2- 0

0- 0

0- 0

0- 0

0- 0

NEUTRAL

0- 0

0- 0

0- 0

RPI 1-25

Team's RPI: 8

RPI 26-50

RPI 51-100

RPI 101+

RPI	S	Opponent	Score
3	A	Mississippi St.	79 90
4	A	Louisville	61 74
9	A	UCLA	70 61
9	H	UCLA	101 94
13	H	Stanford	65 78
20	A	Texas A&M	83 68
20	N	Texas A&M	84 62
24	H	Oklahoma	92 74

RPI	S	Opponent	Score
37	H	California	91 54
38	A	Oregon St.	79 85
38	H	Oregon St.	75 63
46	H	Arizona St.	74 64
48	A	Southern California	70 66
48	H	Southern California	80 74

RPI	S	Opponent	Score
80	H	Drake	110 77
98	A	Washington St.	90 79
98	H	Washington St.	89 56
99	A	Utah	84 68

RPI	S	Opponent	Score
142	A	Colorado	74 55
156	H	Ole Miss	90 46
158	H	Eastern Wash.	81 40
173	H	Weber St.	114 87
189	A	Washington	76 63
189	H	Washington	94 83
207	H	Hampton	87 45
216	H	CSUN	91 43
235	N	Hawaii	85 44
280	H	Arizona	62 44
320	H	Southern Utah	98 38

LAST 12 Division I GAMES:

9	H	UCLA	101 94	99	A	Utah	84 68
48	H	Southern California	80 74	142	A	Colorado	74 55
98	A	Washington St.	90 79	38	H	Oregon St.	75 63
189	A	Washington	76 63	38	A	Oregon St.	79 85
13	H	Stanford	65 78	46	H	Arizona St.	74 64
37	H	California	91 54	280	H	Arizona	62 44

Oregon

Oregon

Non-Div I Games:

Oregon

Loss, Non-Conf, S Site, H Home A Away N Neutral



Average RPI Win:	164	WON-LOST	WINNING	LAST 10	STRENGTH OF	OPP. STRENGTH	TEAM	ADJ.	CONF.	ADJ CONF.
Average RPI Loss:	15	RECORD	PCT. RANK	GAMES	SCHEDULE	OF SCHEDULE	RPI	RPI	RPI	RPI

DIV. I ONLY	21- 6	39	8- 2	95	37	38	38	5	5
DIV. I NON-CONF.	9- 2	33	0- 0	263	143	96	96	3	3
-----									
TOTALS	RPI 1-25	RPI 26-50	W-L RECORDS	RPI 51-100	RPI 101-999	RPI 201+			
21- 6	2- 5	3- 1	OVERALL	4- 0	12- 0	7- 0			
14- 2	2- 2	3- 0	HOME	2- 0	7- 0	4- 0			
5- 4	0- 3	0- 1	AWAY	2- 0	3- 0	1- 0			
2- 0	0- 0	0- 0	NEUTRAL	0- 0	2- 0	2- 0			
9- 2	0- 2	0- 0	NON-CONFERENCE	1- 0	8- 0	6- 0			
6- 1	0- 1	0- 0	HOME	1- 0	5- 0	3- 0			
1- 1	0- 1	0- 0	AWAY	0- 0	1- 0	1- 0			
2- 0	0- 0	0- 0	NEUTRAL	0- 0	2- 0	2- 0			
12- 4	2- 3	3- 1	CONFERENCE	3- 0	4- 0	1- 0			
8- 1	2- 1	3- 0	HOME	1- 0	2- 0	1- 0			
4- 3	0- 2	0- 1	AWAY	2- 0	2- 0	0- 0			
0- 0	0- 0	0- 0	NEUTRAL	0- 0	0- 0	0- 0			

RPI 1-25				RPI 26-50				Team's RPI: 38				RPI 51-100				RPI 101+			
RPI	S	Opponent	Score	RPI	S	Opponent	Score	RPI	S	Opponent	Score	RPI	S	Opponent	Score	RPI	S	Opponent	Score
1	H	Notre Dame	67 72	37	H	Cal i forn i a	68 48	66	H	UC Davi s	61 47	142	A	Col orado	86 71				
8	A	Oregon	63 75	46	H	Ari zona St.	57 54	98	A	Washi ngton St.	63 61	172	H	North Dakota	65 55				
8	H	Oregon	85 79	48	A	Southern Cal i forn i a	61 65	98	H	Washi ngton St.	71 53	189	A	Washi ngton	95 57				
9	A	UCLA	49 84	48	H	Southern Cal i forn i a	69 63	99	A	Utah	69 58	189	H	Washing ton	75 63				
9	H	UCLA	67 64									197	H	UC Santa Barbara	74 49				
12	A	Duke	65 72									219	N	Nevada	89 49				
13	H	Stanford	57 60									246	H	San Jose St.	110 62				
												280	H	Ari zona	88 48				
												299	N	Utah St.	94 55				
												326	H	Utah Valley	98 41				
												330	A	N. C. Central	97 44				
												343	H	Savannah St.	84 36				



Pacific

Paci fic				Through Games Of Feb. 22, 2018							
Average RPI Win:	212	WON-LOST	WINNING	LAST 10		STRENGTH OF	OPP. STRENGTH	TEAM	ADJ.	CONF.	ADJ CONF.
Average RPI Loss:	123	RECORD	PCT. RANK	GAMES		SCHEDULE	OF SCHEDULE	RPI	RPI	RPI	RPI
DIV. I ONLY		12- 15	204	4- 6		115	155	183	183	14	14
DIV. I NON-CONF.		5- 5	170	0- 0		39	195	135	135	12	12
-----											
TOTALS	RPI 1-25		RPI 26-50		W-L RECORDS		RPI 51-100		RPI 101-999		RPI 201+
12- 15	0- 0		0- 4		OVERALL		1- 3		11- 8		7- 2
9- 6	0- 0		0- 2		HOME		1- 2		8- 2		5- 0
3- 9	0- 0		0- 2		AWAY		0- 1		3- 6		2- 2
0- 0	0- 0		0- 0		NEUTRAL		0- 0		0- 0		0- 0
5- 5	0- 0		0- 2		NON-CONFERENCE		1- 1		4- 2		3- 0
4- 3	0- 0		0- 1		HOME		1- 1		3- 1		2- 0
1- 2	0- 0		0- 1		AWAY		0- 0		1- 1		1- 0
0- 0	0- 0		0- 0		NEUTRAL		0- 0		0- 0		0- 0
7- 10	0- 0		0- 2		CONFERENCE		0- 2		7- 6		4- 2
5- 3	0- 0		0- 1		HOME		0- 1		5- 1		3- 0
2- 7	0- 0		0- 1		AWAY		0- 1		2- 5		1- 2
0- 0	0- 0		0- 0		NEUTRAL		0- 0		0- 0		0- 0

RPI 1-25				RPI 26-50				RPI 51-100				RPI 101+ Team's RPI: 183			
RPI	S	Opponent	Score	RPI	S	Opponent	Score	RPI	S	Opponent	Score	RPI	S	Opponent	Score
				35	A	Northern Colo.	55 80	52	H	UCF	78 74	115	H	Lamar University	80 75
				37	H	California	85 92	66	H	UC Davis	58 90	134	A	Fresno St.	70 81
				44	A	Gonzaga	66 90	76	A	Saint Mary's (CA)	88 96	143	A	Loyola Marymount	60 75
				44	H	Gonzaga	72 99	76	H	Saint Mary's (CA)	69 70	144	A	San Francisco	78 80
												144	H	San Francisco	71 81
												148	A	BYU	65 77
												148	H	BYU	83 76
												149	H	Brown	57 74
												179	A	San Diego	81 68
												179	H	San Diego	62 60
												232	A	Seattle U	85 73
												234	A	Pepperdine	85 77
												234	H	Pepperdine	84 73
												246	H	San Jose St.	106 97
												283	A	Santa Clara	55 57
												283	H	Santa Clara	55 37
												317	A	Portland	67 89
												317	H	Portland	91 55
												324	H	Cal St. Fullerton	81 65
-----															
LAST 12 Division I GAMES:															
				144	A	San Francisco	78 80	283	H	Santa Clara	55 37				
				283	A	Santa Clara	55 57	148	H	BYU	83 76				
				179	H	San Diego	62 60	144	H	San Francisco	71 81				
				317	A	Portland	67 89	76	A	Saint Mary's (CA)	88 96				
				44	A	Gonzaga	66 90	234	A	Pepperdine	85 77				
				234	H	Pepperdine	84 73	317	H	Portland	91 55				

Non-Div I Games: UC Merced 123 59

Pacific



Average RPI Win:	190	WON-LOST	WINNING	LAST 10	STRENGTH OF	OPP. STRENGTH	TEAM	ADJ.	CONF.	ADJ CONF.
Average RPI Loss:	88	RECORD	PCT. RANK	GAMES	SCHEDULE	OF SCHEDULE	RPI	RPI	RPI	RPI
DIV. I ONLY	16- 6	53	8- 1	160	92	74	74	9	9	
DIV. I NON-CONF.	8- 4	87	2- 0	232	62	101	101	9	9	
-----										
TOTALS	RPI 1-25	RPI 26-50	W-L RECORDS	RPI 51-100	RPI 101-999	RPI 201+				
16- 6	1- 1	0- 2	OVERALL	3- 1	12- 2	8- 1				
6- 2	0- 1	0- 1	HOME	2- 0	4- 0	4- 0				
8- 3	1- 0	0- 1	AWAY	0- 0	7- 2	3- 1				
2- 1	0- 0	0- 0	NEUTRAL	1- 1	1- 0	1- 0				
8- 4	1- 1	0- 0	NON-CONFERENCE	1- 1	6- 2	4- 1				
2- 1	0- 1	0- 0	HOME	0- 0	2- 0	2- 0				
4- 2	1- 0	0- 0	AWAY	0- 0	3- 2	1- 1				
2- 1	0- 0	0- 0	NEUTRAL	1- 1	1- 0	1- 0				
8- 2	0- 0	0- 2	CONFERENCE	2- 0	6- 0	4- 0				
4- 1	0- 0	0- 1	HOME	2- 0	2- 0	2- 0				
4- 1	0- 0	0- 1	AWAY	0- 0	4- 0	2- 0				
0- 0	0- 0	0- 0	NEUTRAL	0- 0	0- 0	0- 0				

Penn

RPI 1-25				RPI 26-50				RPI 51-100				RPI 101+			
RPI	S	Opponent	Score	RPI	S	Opponent	Score	RPI	S	Opponent	Score	RPI	S	Opponent	Score
1	H	Notre Dame	54 66	36	A	Princeton	40 60	61	N	Georgia Tech	55 69	119	A	Yale	69 54
23	A	Villanova	79 77	36	H	Princeton	55 70	73	H	Harvard	69 49	149	A	Brown	88 55
								90	H	Dartmouth	65 47	150	A	Binghamton	72 77
								97	N	Missouri St.	65 60	164	A	Saint Joseph's	57 50
												192	A	Temple	74 59
												213	A	Columbia	75 39
												213	H	Columbia	70 51
												221	H	Lafayette	55 42
												242	A	La Salle	59 66
												267	A	Cornell	53 39
												267	H	Cornell	68 48
												282	N	VCU	82 52
												328	H	Rhode Island	84 66
												335	A	NJIT	77 38
-----															
LAST 12 Division I GAMES:															
267	A	Cornell	53 39	149	A	Brown	88 55								
213	A	Columbia	75 39	192	A	Temple	74 59								
36	A	Princeton	40 60	23	A	Villanova	79 77								
73	H	Harvard	69 49	213	H	Columbia	70 51								
90	H	Dartmouth	65 47	267	H	Cornell	68 48								
119	A	Yale	69 54	36	H	Princeton	55 70								

Penn

Non-Div I Games: Gwynedd Mercy 89 25

Penn



Average RPI Win: 160

Average RPI Loss: 68

WON-LOST  
RECORDWINNING  
PCT. RANKLAST 10  
GAMESSTRENGTH OF  
SCHEDULEOPP. STRENGTH  
OF SCHEDULETEAM  
RPIADJ.  
RPICONF.  
RPIADJ CONF.  
RPIDIV. I ONLY  
DIV. I NON-CONF.15- 13  
9- 4159  
825- 5  
0- 062  
18358  
13684  
8684  
863  
43  
4

TOTALS

RPI 1-25

RPI 26-50

W-L RECORDS

RPI 51-100

RPI 101-999

RPI 201+

15- 13

0- 3

1- 5

OVERALL

5- 3

9- 2

5- 1

11- 2

0- 1

1- 1

HOME

5- 0

5- 0

3- 0

4- 9

0- 2

0- 4

AWAY

0- 2

4- 1

2- 1

0- 2

0- 0

0- 0

NEUTRAL

0- 1

0- 1

0- 0

9- 4

0- 0

0- 0

NON-CONFERENCE

3- 2

6- 2

4- 1

6- 0

0- 0

0- 0

HOME

3- 0

3- 0

2- 0

3- 2

0- 0

0- 0

AWAY

0- 1

3- 1

2- 1

0- 2

0- 0

0- 0

NEUTRAL

0- 1

0- 1

0- 0

6- 9

0- 3

1- 5

CONFERENCE

2- 1

3- 0

1- 0

5- 2

0- 1

1- 1

HOME

2- 0

2- 0

1- 0

1- 7

0- 2

0- 4

AWAY

0- 1

1- 0

0- 0

0- 0

0- 0

0- 0

NEUTRAL

0- 0

0- 0

0- 0

RPI 1-25

RPI 26-50

RPI 51-100

Team's RPI: 84

RPI 101+

RPI	S	Opponent	Score
6	A	Ohio St.	64 94
18	A	Iowa	76 80
22	H	Maryland	65 69

RPI	S	Opponent	Score
33	A	Rutgers	65 70
33	H	Rutgers	70 67
39	A	Michigan	69 89
43	A	Purdue	73 88
47	A	Minnesota	68 101
47	H	Minnesota	71 91

RPI	S	Opponent	Score
51	H	Indiana	77 74
53	H	Drexel	84 70
58	A	American	66 75
60	H	Fordham	65 60
62	A	Nebraska	51 59
69	H	Michigan St.	74 59
91	N	Kansas St.	65 70
95	H	Wake Forest	68 58

RPI	S	Opponent	Score
167	N	Louisiana Tech	59 71
174	A	Pittsburgh	59 48
187	H	Northwestern	67 59
190	A	Wisconsin	69 62
196	H	Siena	86 72
208	A	Providence	60 51
222	H	Illinois	68 59
250	A	St. Bonaventure	62 65
257	H	Manhattan	78 46
296	H	Central Conn. St.	83 66
316	A	Marshall	80 65

LAST 12 Division I GAMES:

62	A	Nebraska	51 59	43	A	Purdue	73 88
187	H	Northwestern	67 59	222	H	Illinois	68 59
47	A	Minnesota	68 101	33	H	Rutgers	70 67
18	A	Iowa	76 80	190	A	Wisconsin	69 62
69	H	Michigan St.	74 59	47	H	Minnesota	71 91
6	A	Ohio St.	64 94	33	A	Rutgers	65 70

Non-Div I Games:

Penn St.

Loss, 
 Non-Conf, 
 S Site, 
 H Home
A Away 
 N Neutral



Average RPI Win:	227	WON-LOST	WINNING	LAST 10	STRENGTH OF	OPP. STRENGTH	TEAM	ADJ.	CONF.	ADJ CONF.
Average RPI Loss:	147	RECORD	PCT. RANK	GAMES	SCHEDULE	OF SCHEDULE	RPI	RPI	RPI	RPI
DIV. I ONLY	9- 18	263	3- 7	118	237	234	234	14	14	
DIV. I NON-CONF.	4- 6	214	0- 0	119	346	199	199	12	12	
-----										
TOTALS	RPI 1-25	RPI 26-50	W-L RECORDS	RPI 51-100	RPI 101-999	RPI 201+				
9- 18	0- 0	0- 2	OVERALL	0- 4	9- 12	5- 3				
7- 6	0- 0	0- 1	HOME	0- 1	7- 4	3- 2				
2- 12	0- 0	0- 1	AWAY	0- 3	2- 8	2- 1				
0- 0	0- 0	0- 0	NEUTRAL	0- 0	0- 0	0- 0				
4- 6	0- 0	0- 0	NON-CONFERENCE	0- 2	4- 4	3- 2				
2- 2	0- 0	0- 0	HOME	0- 0	2- 2	1- 2				
2- 4	0- 0	0- 0	AWAY	0- 2	2- 2	2- 0				
0- 0	0- 0	0- 0	NEUTRAL	0- 0	0- 0	0- 0				
5- 12	0- 0	0- 2	CONFERENCE	0- 2	5- 8	2- 1				
5- 4	0- 0	0- 1	HOME	0- 1	5- 2	2- 0				
0- 8	0- 0	0- 1	AWAY	0- 1	0- 6	0- 1				
0- 0	0- 0	0- 0	NEUTRAL	0- 0	0- 0	0- 0				

RPI	S	Opponent	Score	RPI	S	Opponent	Score	RPI	S	Opponent	Score	RPI	S	Opponent	Score	Team's RPI: 234
44	A	Gonzaga	51 73	66	A	UC Davis	64 69	129	H	Idaho St.	80 74	143	A	Loyola Marymount	60 75	
44	H	Gonzaga	48 67	76	A	Saint Mary's (CA)	62 75	143	H	Loyola Marymount	85 74	144	A	San Francisco	67 68	
				76	H	Saint Mary's (CA)	75 82	144	H	San Francisco	95 92	148	A	BYU	43 78	
				99	A	Utah	65 89	148	H	BYU	67 73	173	A	Weber St.	61 71	
								179	A	San Diego	53 79	179	H	San Diego	66 62	
								183	A	Pacific	73 84	183	H	Pacific	77 85	
								195	A	UC Irvine	74 75	219	A	Nevada	77 72	
								231	H	New Mexico St.	64 86	232	H	Seattle U	62 65	
								283	A	Santa Clara	50 54	283	H	Santa Clara	56 55	
								303	A	Long Beach St.	83 71	317	H	Portland	83 79	
								326	H	Utah Valley	71 44					
LAST 12 Division I GAMES:																
76	H	Saint Mary's (CA)	75 82	317	H	Portland	83 79									
44	H	Gonzaga	48 67	283	A	Santa Clara	50 54									
148	A	BYU	43 78	143	A	Loyola Marymount	60 75									
143	H	Loyola Marymount	85 74	144	H	San Francisco	95 92									
179	A	San Diego	53 79	183	H	Pacific	77 85									
183	A	Pacific	73 84	76	A	Saint Mary's (CA)	62 75									

Non-Div I Games:

Pepperdine



Average RPI	Win:	196	WON-LOST	WINNING	LAST 10	STRENGTH OF	OPP. STRENGTH	TEAM	ADJ.	CONF.	ADJ CONF.
Average RPI	Loss:	63	RECORD	PCT. RANK	GAMES	SCHEDULE	OF SCHEDULE	RPI	RPI	RPI	RPI
DIV. I ONLY		10- 18	251	1- 9	47	48	174	174	1	1	
DIV. I NON-CONF.		8- 5	111	0- 0	186	193	171	171	1	1	
-----											
TOTALS	RPI 1-25		RPI 26-50		W-L RECORDS		RPI 51-100		RPI 101-999		RPI 201+
10- 18	0- 5		0- 4		OVERALL		1- 6		9- 3		4- 0
8- 10	0- 5		0- 1		HOME		1- 3		7- 1		4- 0
2- 8	0- 0		0- 3		AWAY		0- 3		2- 2		0- 0
0- 0	0- 0		0- 0		NEUTRAL		0- 0		0- 0		0- 0
8- 5	0- 0		0- 0		NON-CONFERENCE		0- 4		8- 1		4- 0
7- 3	0- 0		0- 0		HOME		0- 2		7- 1		4- 0
1- 2	0- 0		0- 0		AWAY		0- 2		1- 0		0- 0
0- 0	0- 0		0- 0		NEUTRAL		0- 0		0- 0		0- 0
2- 13	0- 5		0- 4		CONFERENCE		1- 2		1- 2		0- 0
1- 7	0- 5		0- 1		HOME		1- 1		0- 0		0- 0
1- 6	0- 0		0- 3		AWAY		0- 1		1- 2		0- 0
0- 0	0- 0		0- 0		NEUTRAL		0- 0		0- 0		0- 0

RPI	S	Opponent	Score	RPI	S	Opponent	Score	RPI	S	Opponent	Score	RPI	S	Opponent	Score	Team's RPI: 174
1	H	Notre Dame	53 87	29	A	Syracuse	52 70	60	A	Fordham	55 58	106	H	Bucknell	57 39	
4	H	Louisville	51 77	29	H	Syracuse	53 62	61	H	Georgia Tech	68 62	116	A	North Carolina	67 68	
7	H	Florida St.	59 66	34	A	Virginia	50 62	64	A	West Virginia	52 73	126	A	Cincinnati	66 46	
12	H	Duke	46 58	50	A	Miami (FL)	58 82	70	H	Duquesne	53 66	154	A	Clemson	58 42	
21	H	NC State	66 77					75	A	Virginia Tech	66 89	170	H	Youngstown St.	66 58	
								84	H	Penn St.	48 59	190	H	Wisconsin	57 58	
								95	H	Wake Forest	49 58	191	A	Boston College	61 72	
												199	H	Arkansas St.	87 47	
												261	H	UNCW	74 55	
												267	H	Cornell	51 39	
												271	H	Towson	81 63	
												345	H	Chicago St.	87 49	
-----																
LAST 12 Division I GAMES:																
21	H	NC State	66 77	12	H	Duke	46 58									
29	H	Syracuse	53 62	1	H	Notre Dame	53 87									
50	A	Miami (FL)	58 82	29	A	Syracuse	52 70									
191	A	Boston College	61 72	4	H	Louisville	51 77									
7	H	Florida St.	59 66	61	H	Georgia Tech	68 62									
154	A	Clemson	58 42	75	A	Virginia Tech	66 89									

Non-Div I Games:

Pittsburgh



Average RPI Win: 205	WON-LOST RECORD	WINNING PCT. RANK	LAST 10 GAMES	STRENGTH OF SCHEDULE	OPP. STRENGTH OF SCHEDULE	TEAM RPI	ADJ. RPI	CONF. RPI	ADJ CONF. RPI
Average RPI Loss: 166									
DIV. I ONLY	4- 22	327	2- 8	154	203	317	317	14	14
DIV. I NON-CONF.	2- 7	286	0- 0	241	336	331	331	12	12
-----									
TOTALS	RPI 1-25	RPI 26-50	W-L RECORDS	RPI 51-100	RPI 101-999	RPI 201+			
4- 22	0- 0	0- 2	OVERALL	1- 1	3- 19	2- 4			
4- 10	0- 0	0- 1	HOME	1- 0	3- 9	2- 1			
0- 12	0- 0	0- 1	AWAY	0- 1	0- 10	0- 3			
0- 0	0- 0	0- 0	NEUTRAL	0- 0	0- 0	0- 0			
2- 7	0- 0	0- 0	NON-CONFERENCE	0- 0	2- 7	2- 1			
2- 4	0- 0	0- 0	HOME	0- 0	2- 4	2- 0			
0- 3	0- 0	0- 0	AWAY	0- 0	0- 3	0- 1			
0- 0	0- 0	0- 0	NEUTRAL	0- 0	0- 0	0- 0			
2- 15	0- 0	0- 2	CONFERENCE	1- 1	1- 12	0- 3			
2- 6	0- 0	0- 1	HOME	1- 0	1- 5	0- 1			
0- 9	0- 0	0- 1	AWAY	0- 1	0- 7	0- 2			
0- 0	0- 0	0- 0	NEUTRAL	0- 0	0- 0	0- 0			

RPI 1-25				RPI 26-50				RPI 51-100				RPI 101+ Team's RPI: 317			
RPI	S	Opponent	Score	RPI	S	Opponent	Score	RPI	S	Opponent	Score	RPI	S	Opponent	Score
44	A	Gonzaga	36 75	44	H	Gonzaga	56 70	76	A	Saint Mary's (CA)	49 77	123	H	Saint Francis (PA)	101 106
								76	H	Saint Mary's (CA)	68 65	132	H	Portland St.	71 77
												143	A	Loyola Marymount	55 76
												143	H	Loyola Marymount	60 63
												144	A	San Francisco	75 84
												144	H	San Francisco	63 76
												145	H	Boise St.	47 73
												148	A	BYU	35 73
												148	H	BYU	58 72
												173	H	Weber St.	70 91
												179	A	San Diego	52 59
												179	H	San Diego	60 75
												183	A	Pacific	55 91
												183	H	Pacific	89 67
												189	A	Washington	67 93
												195	A	UC Irvine	52 63
												234	A	Pepperdine	79 83
												235	H	Hawaii	76 47
												283	A	Santa Clara	57 67
												283	H	Santa Clara	43 50
												324	A	Cal St. Fullerton	61 66
												326	H	Utah Valley	71 64
LAST 12 Division I GAMES:															
148	A	BYU	35 73	234	A	Pepperdine	79 83								
76	A	Saint Mary's (CA)	49 77	76	H	Saint Mary's (CA)	68 65								
283	A	Santa Clara	57 67	44	A	Gonzaga	36 75								
183	H	Pacific	89 67	143	H	Loyola Marymount	60 63								
144	H	San Francisco	63 76	179	H	San Diego	60 75								
143	A	Loyola Marymount	55 76	183	A	Pacific	55 91								

Non-Div I Games: Willamette 72 52 Warner Paci fi c 95 59

Portland



Average RPI Win: 232	WON-LOST RECORD	WINNING PCT. RANK	LAST 10 GAMES	STRENGTH OF SCHEDULE	OPP. STRENGTH OF SCHEDULE	TEAM RPI	ADJ. RPI	CONF. RPI	ADJ CONF. RPI
Average RPI Loss: 143									
DIV. I ONLY	13- 11	153	6- 4	176	230	132	132	19	19
DIV. I NON-CONF.	4- 5	202	0- 0	148	164	109	109	13	13
-----									
TOTALS	RPI 1-25	RPI 26-50	W-L RECORDS	RPI 51-100	RPI 101-999	RPI 201+			
13- 11	0- 0	0- 1	OVERALL	0- 2	13- 8	8- 3			
7- 2	0- 0	0- 0	HOME	0- 0	7- 2	4- 0			
6- 9	0- 0	0- 1	AWAY	0- 2	6- 6	4- 3			
0- 0	0- 0	0- 0	NEUTRAL	0- 0	0- 0	0- 0			
4- 5	0- 0	0- 1	NON-CONFERENCE	0- 2	4- 2	2- 2			
1- 0	0- 0	0- 0	HOME	0- 0	1- 0	0- 0			
3- 5	0- 0	0- 1	AWAY	0- 2	3- 2	2- 2			
0- 0	0- 0	0- 0	NEUTRAL	0- 0	0- 0	0- 0			
9- 6	0- 0	0- 0	CONFERENCE	0- 0	9- 6	6- 1			
6- 2	0- 0	0- 0	HOME	0- 0	6- 2	4- 0			
3- 4	0- 0	0- 0	AWAY	0- 0	3- 4	2- 1			
0- 0	0- 0	0- 0	NEUTRAL	0- 0	0- 0	0- 0			

RPI 1-25	RPI 26-50	RPI 51-100	RPI 101+	Team's RPI: 132
RPI S Opponent Score	RPI S Opponent Score	RPI S Opponent Score	RPI S Opponent Score	
	44 A Gonzaga 52 91	66 A UC Davis 67 79	129 A Idaho St. 64 72	
		83 A UNLV 80 88	129 H Idaho St. 59 88	
			135 A Idaho 60 61	
			135 H Idaho 90 101	
			156 H Ole Miss 94 79	
			158 A Eastern Wash. 57 64	
			158 H Eastern Wash. 75 60	
			173 A Weber St. 62 60	
			173 H Weber St. 77 64	
			195 A UC Irvine 82 72	
			219 A Nevada 55 67	
			228 A Montana St. 69 60	
			228 H Montana St. 62 53	
			232 A Seattle U 77 91	
			245 A Montana 53 69	
			245 H Montana 70 53	
			246 A San Jose St. 90 78	
			288 A Sacramento St. 81 72	
			288 H Sacramento St. 74 73	
			317 A Portland 77 71	
			320 H Southern Utah 70 66	
LAST 12 Division I GAMES:				
320 H Southern Utah 70 66	135 A Idaho 60 61			
129 A Idaho St. 64 72	288 A Sacramento St. 81 72			
173 A Weber St. 62 60	173 H Weber St. 77 64			
228 H Montana St. 62 53	129 H Idaho St. 59 88			
245 H Montana 70 53	245 A Montana 53 69			
158 A Eastern Wash. 57 64	228 A Montana St. 69 60			

Non-Div I Games: Northwest (WA) 63 60 Multnomah 95 32

Portland St.



Average RPI Win:	295	WON-LOST	WINNING	LAST 10	STRENGTH OF	OPP. STRENGTH	TEAM	ADJ.	CONF.	ADJ CONF.
Average RPI Loss:	198	RECORD	PCT. RANK	GAMES	SCHEDULE	OF SCHEDULE	RPI	RPI	RPI	RPI
DIV. I ONLY	9- 14	233	7- 3	270	346	258	258	32	32	
DIV. I NON-CONF.	0- 9	337	0- 0	71	265	301	301	32	32	
-----										
TOTALS	RPI 1-25	RPI 26-50	W-L RECORDS	RPI 51-100	RPI 101-999	RPI 201+				
9- 14	0- 1	0- 0	OVERALL	0- 1	9- 12	8- 8				
5- 3	0- 0	0- 0	HOME	0- 1	5- 2	4- 2				
4- 10	0- 1	0- 0	AWAY	0- 0	4- 9	4- 5				
0- 1	0- 0	0- 0	NEUTRAL	0- 0	0- 1	0- 1				
0- 9	0- 1	0- 0	NON-CONFERENCE	0- 1	0- 7	0- 3				
0- 1	0- 0	0- 0	HOME	0- 1	0- 0	0- 0				
0- 7	0- 1	0- 0	AWAY	0- 0	0- 6	0- 2				
0- 1	0- 0	0- 0	NEUTRAL	0- 0	0- 1	0- 1				
9- 5	0- 0	0- 0	CONFERENCE	0- 0	9- 5	8- 5				
5- 2	0- 0	0- 0	HOME	0- 0	5- 2	4- 2				
4- 3	0- 0	0- 0	AWAY	0- 0	4- 3	4- 3				
0- 0	0- 0	0- 0	NEUTRAL	0- 0	0- 0	0- 0				

RPI 1-25				RPI 26-50				RPI 51-100				RPI 101+ Team's RPI: 258			
RPI	S	Opponent	Score	RPI	S	Opponent	Score	RPI	S	Opponent	Score	RPI	S	Opponent	Score
20	A	Texas A&M	70 98					93	H	Rice	68 88	114	A	Bethune-Cookman	52 77
												124	A	Colorado St.	59 71
												136	A	Texas St.	57 84
												154	A	Clemson	58 64
												188	H	Southern U.	69 62
												224	N	A&M-Corpus Christi	62 72
												226	A	Grambling	79 81
												226	H	Grambling	68 75
												230	A	Texas Tech	60 89
												241	A	Texas Southern	61 56
												241	H	Texas Southern	65 48
												295	H	Alcorn	72 73
												306	A	Alabama St.	68 70
												308	A	Jackson St.	61 70
												308	H	Jackson St.	85 73
												315	A	UTRGV	62 78
												318	A	Alabama A&M	55 48
												338	A	Ark. -Pine Bluff	89 72
												338	H	Ark. -Pine Bluff	64 52
												341	A	Mississippi Val.	75 74
												341	H	Mississippi Val.	78 73
-----															
LAST 12 Division I GAMES:															
341	A	Mississippi Val.	75 74	306	A	Alabama St.	68 70								
338	A	Ark. -Pine Bluff	89 72	341	H	Mississippi Val.	78 73								
308	H	Jackson St.	85 73	338	H	Ark. -Pine Bluff	64 52								
226	H	Grambling	68 75	308	A	Jackson St.	61 70								
241	H	Texas Southern	65 48	226	A	Grambling	79 81								
318	A	Alabama A&M	55 48	241	A	Texas Southern	61 56								

Non-Div I Games: Texas-Tyler 99 56 Arlington Baptist 116 73

Prairie View



Average RPI Win:	261	WON-LOST	WINNING	LAST 10	STRENGTH OF	OPP. STRENGTH	TEAM	ADJ.	CONF.	ADJ CONF.
Average RPI Loss:	180	RECORD	PCT. RANK	GAMES	SCHEDULE	OF SCHEDULE	RPI	RPI	RPI	RPI
DIV. I ONLY	10- 16	235	5- 5	263	270	256	256	27	27	
DIV. I NON-CONF.	3- 8	268	0- 0	187	130	252	252	28	28	
-----										
TOTALS	RPI 1-25	RPI 26-50	W-L RECORDS	RPI 51-100	RPI 101-999	RPI 201+				
10- 16	0- 2	0- 0	OVERALL	0- 3	10- 11	8- 7				
6- 5	0- 0	0- 0	HOME	0- 1	6- 4	4- 4				
4- 11	0- 0	0- 0	AWAY	0- 1	4- 1	4- 0				
0- 0	0- 0	0- 0	NEUTRAL	0- 0	0- 0	0- 0				
3- 8	0- 2	0- 0	NON-CONFERENCE	0- 1	3- 5	2- 3				
2- 2	0- 0	0- 0	HOME	0- 0	2- 2	1- 2				
1- 6	0- 2	0- 0	AWAY	0- 1	1- 3	1- 1				
0- 0	0- 0	0- 0	NEUTRAL	0- 0	0- 0	0- 0				
7- 8	0- 0	0- 0	CONFERENCE	0- 2	7- 6	6- 4				
4- 3	0- 0	0- 0	HOME	0- 1	4- 2	3- 2				
3- 5	0- 0	0- 0	AWAY	0- 1	3- 4	3- 2				
0- 0	0- 0	0- 0	NEUTRAL	0- 0	0- 0	0- 0				

RPI 1-25				RPI 26-50				RPI 51-100				RPI 101+ Team's RPI: 256			
RPI	S	Opponent	Score	RPI	S	Opponent	Score	RPI	S	Opponent	Score	RPI	S	Opponent	Score
9	A	UCLA	40 76					66	A	Belmont	48 90	112	A	Chattanooga	51 71
12	A	Duke	45 79					89	A	Liberty	55 63	116	A	North Carolina	56 91
								89	H	Liberty	64 76	153	A	Radford	55 93
												175	H	Furman	76 75
												193	A	High Point	55 81
												193	H	High Point	62 55
												217	A	UNC Asheville	76 74
												223	H	UNCG	57 64
												229	A	Gardner-Webb	60 50
												229	H	Gardner-Webb	72 69
												262	A	Campbell	40 53
												262	H	Campbell	65 59
												265	A	San Diego St.	50 77
												291	A	USC Upstate	83 69
												293	H	Kennesaw St.	51 60
												313	H	Charleston So.	61 64
												330	H	N.C. Central	69 60
												340	A	Winthrop	64 58
												340	H	Winthrop	78 45
												346	A	Longwood	56 66
												346	H	Longwood	60 75
-----															
LAST 12 Division I GAMES:															
229	A	Gardner-Webb	60 50	313	H	Charleston So.	61 64								
193	H	High Point	62 55	217	A	UNC Asheville	76 74								
262	A	Campbell	40 53	340	H	Winthrop	78 45								
346	H	Longwood	60 75	153	A	Radford	55 93								
340	A	Winthrop	64 58	229	H	Gardner-Webb	72 69								
89	A	Liberty	55 63	262	H	Campbell	65 59								

Non-Div I Games:

Presbyterian



Average RPI Win:	163	WON-LOST	WINNING	LAST 10	STRENGTH OF	OPP. STRENGTH	TEAM	ADJ.	CONF.	ADJ CONF.
Average RPI Loss:	59	RECORD	PCT. RANK	GAMES	SCHEDULE	OF SCHEDULE	RPI	RPI	RPI	RPI
DIV. I ONLY	19- 4	18	9- 1	117	90	36	36	9	9	
DIV. I NON-CONF.	10- 3	52	2- 0	125	39	50	50	9	9	
-----										
TOTALS	RPI 1-25	RPI 26-50	W-L RECORDS	RPI 51-100	RPI 101-999	RPI 201+				
19- 4	0- 1	1- 1	OVERALL	5- 1	13- 1	7- 0				
8- 2	0- 1	0- 0	HOME	4- 1	4- 0	3- 0				
9- 2	0- 0	1- 1	AWAY	1- 0	7- 1	4- 0				
2- 0	0- 0	0- 0	NEUTRAL	0- 0	2- 0	0- 0				
10- 3	0- 1	1- 1	NON-CONFERENCE	1- 1	8- 0	3- 0				
3- 2	0- 1	0- 0	HOME	1- 1	2- 0	1- 0				
5- 1	0- 0	1- 1	AWAY	0- 0	4- 0	2- 0				
2- 0	0- 0	0- 0	NEUTRAL	0- 0	2- 0	0- 0				
9- 1	0- 0	0- 0	CONFERENCE	4- 0	5- 1	4- 0				
5- 0	0- 0	0- 0	HOME	3- 0	2- 0	2- 0				
4- 1	0- 0	0- 0	AWAY	1- 0	3- 1	2- 0				
0- 0	0- 0	0- 0	NEUTRAL	0- 0	0- 0	0- 0				

RPI 1-25				RPI 26-50				RPI 51-100				RPI 101+			
RPI	S	Opponent	Score	RPI	S	Opponent	Score	RPI	S	Opponent	Score	RPI	S	Opponent	Score
23	H	Villanova	59 62	33	A	Rutgers	50 70	61	H	Georgia Tech	56 67	104	A	Seton Hall	85 83
				41	A	Quinnipiac	60 46	73	H	Harvard	80 47	112	N	Chattanooga	59 49
								74	A	Penn	70 55	119	A	Yale	59 73
								74	H	Penn	60 40	128	H	Delaware	78 60
								88	H	George Washington	72 52	149	A	Brown	77 62
								90	H	Dartmouth	82 63	164	N	Saint Joseph's	63 54
												171	A	Davidson	63 57
												213	A	Columbia	74 46
												213	H	Columbia	69 47
												221	A	Lafayette	53 45
												267	A	Cornell	72 40
												267	H	Cornell	75 54
												321	H	UMBC	77 40
												334	A	Wagner	58 37
-----															
LAST 12 Division I GAMES:															
213	A	Columbia	74 46	119	A	Yale	59 73								
267	A	Cornell	72 40	267	H	Cornell	75 54								
74	H	Penn	60 40	213	H	Columbia	69 47								
90	H	Dartmouth	82 63	74	A	Penn	70 55								
73	H	Harvard	80 47	321	H	UMBC	77 40								
149	A	Brown	77 62	112	N	Chattanooga	59 49								

Non-Div I Games:

Princeton



Average RPI Win:	174	WON-LOST	WINNING	LAST 10	STRENGTH OF	OPP. STRENGTH	TEAM	ADJ.	CONF.	ADJ CONF.
Average RPI Loss:	97	RECORD	PCT. RANK	GAMES	SCHEDULE	OF SCHEDULE	RPI	RPI	RPI	RPI
DIV. I ONLY	10- 18	251	2- 8	133	63	208	208	6	6	
DIV. I NON-CONF.	7- 5	132	0- 0	277	141	187	187	6	6	
-----										
TOTALS	RPI 1-25	RPI 26-50	W-L RECORDS	RPI 51-100	RPI 101-999	RPI 201+				
10- 18	0- 1	0- 7	OVERALL	2- 1	8- 9	3- 3				
4- 10	0- 1	0- 3	HOME	1- 1	3- 5	2- 1				
3- 8	0- 0	0- 4	AWAY	1- 0	2- 4	0- 2				
3- 0	0- 0	0- 0	NEUTRAL	0- 0	3- 0	1- 0				
7- 5	0- 0	0- 1	NON-CONFERENCE	0- 1	7- 3	2- 2				
2- 3	0- 0	0- 0	HOME	0- 1	2- 2	1- 1				
2- 2	0- 0	0- 1	AWAY	0- 0	2- 1	0- 1				
3- 0	0- 0	0- 0	NEUTRAL	0- 0	3- 0	1- 0				
3- 13	0- 1	0- 6	CONFERENCE	2- 0	1- 6	1- 1				
2- 7	0- 1	0- 3	HOME	1- 0	1- 3	1- 0				
1- 6	0- 0	0- 3	AWAY	1- 0	0- 3	0- 1				
0- 0	0- 0	0- 0	NEUTRAL	0- 0	0- 0	0- 0				

RPI 1-25				RPI 26-50				RPI 51-100				RPI 101+				Team's RPI: 208
RPI	S	Opponent	Score	RPI	S	Opponent	Score	RPI	S	Opponent	Score	RPI	S	Opponent	Score	
23	H	Villanova	55 63	28	A	DePaul	47 81	54	A	St. John's (NY)	49 44	104	A	Seton Hall	56 65	
				28	H	DePaul	48 71	54	H	St. John's (NY)	70 68	104	H	Seton Hall	56 65	
				30	A	Marquette	61 94	84	H	Penn St.	51 60	105	A	Butler	57 68	
				30	H	Marquette	60 77					105	H	Butler	48 69	
				41	A	Quinnipiac	36 62					108	N	Wright St.	74 69	
				42	A	Creighton	56 73					119	A	Yale	55 51	
				42	H	Creighton	84 87					121	H	Georgetown	43 75	
												139	A	Northeastern	98 95	
												149	H	Brown	59 64	
												181	N	Stetson	56 45	
												191	H	Boston College	63 55	
												213	H	Columbia	64 73	
												220	A	Xavier	59 68	
												220	H	Xavier	69 48	
												269	A	Sacred Heart	75 78	
												328	H	Rhode Island	65 41	
												343	N	Savannah St.	78 48	
-----																
LAST 12 Division I GAMES:																
220	H	Xavier	69 48	104	H	Seton Hall	56 65									
105	H	Butler	48 69	105	A	Butler	57 68									
42	H	Creighton	84 87	220	A	Xavier	59 68									
28	A	DePaul	47 81	42	A	Creighton	56 73									
30	A	Marquette	61 94	30	H	Marquette	60 77									
54	H	St. John's (NY)	70 68	28	H	DePaul	48 71									

Non-Div I Games:

Providence



Average RPI Win: 131

Average RPI Loss: 53

WON-LOST  
RECORDWINNING  
PCT. RANKLAST 10  
GAMESSTRENGTH OF  
SCHEDULEOPP. STRENGTH  
OF SCHEDULETEAM  
RPIADJ.  
RPICONF.  
RPIADJ CONF.  
RPIDIV. I ONLY  
DIV. I NON-CONF.18- 11  
9- 5107  
996- 4  
0- 015  
1661  
13343  
4843  
483  
43  
4

TOTALS

RPI 1-25

RPI 26-50

W-L RECORDS

RPI 51-100

RPI 101-999

RPI 201+

18- 11 2- 1

11- 4 0- 0

6- 6 2- 1

1- 1 0- 0

3- 4

1- 2

2- 1

0- 1

OVERALL

HOME

AWAY

NEUTRAL

3- 6

3- 2

0- 4

0- 0

10- 0

7- 0

2- 0

1- 0

4- 0

2- 0

1- 0

0- 0

9- 5 0- 0

6- 2 0- 0

2- 2 0- 0

1- 1 0- 0

1- 2

0- 1

1- 0

0- 1

NON-CONFERENCE

HOME

AWAY

NEUTRAL

2- 3

2- 1

0- 2

0- 0

6- 0

4- 0

1- 0

1- 0

2- 0

1- 0

1- 0

0- 0

9- 6 2- 1

5- 2 0- 0

4- 4 2- 1

0- 0 0- 0

2- 2

1- 1

1- 1

0- 0

CONFERENCE

HOME

AWAY

NEUTRAL

1- 3

1- 1

0- 2

0- 0

4- 0

3- 0

1- 0

0- 0

2- 0

1- 0

1- 0

0- 0

RPI 1-25

RPI 26-50

Team's RPI: 43

RPI 51-100

RPI 101+

RPI	S	Opponent	Score
6	A	Ohio St.	60 73
18	A	Iowa	76 70
22	A	Maryland	75 65

RPI	S	Opponent	Score
26	A	Central Mich.	79 69
33	A	Rutgers	50 58
33	H	Rutgers	47 33
39	A	Michigan	81 79
40	H	Ball St.	60 66
47	H	Minnesota	74 78
48	N	Southern California	46 58

RPI	S	Opponent	Score
51	A	Indiana	54 72
51	H	Indiana	44 52
61	A	Georgia Tech	55 68
62	A	Nebraska	51 75
76	H	Saint Mary's (CA)	70 60
84	H	Penn St.	88 73
85	H	Miami (OH)	75 66
86	H	Ohio	71 77
99	A	Utah	68 81

RPI	S	Opponent	Score
115	H	Lamar University	79 64
158	H	Eastern Wash.	65 40
160	N	Marist	61 47
187	H	Northwestern	63 60
190	H	Wisconsin	57 35
194	H	UT Martin	60 58
222	A	Illinois	73 54
222	H	Illinois	64 51
235	A	Hawaii	79 67
292	H	Valparaiso	95 49

LAST 12 Division I GAMES:

222	H	Illinois	64 51	39	A	Michigan	81 79
6	A	Ohio St.	60 73	84	H	Penn St.	88 73
22	A	Maryland	75 65	62	A	Nebraska	51 75
51	H	Indiana	44 52	187	H	Northwestern	63 60
47	H	Minnesota	74 78	18	A	Iowa	76 70
222	A	Illinois	73 54	33	H	Rutgers	47 33

Non-Div I Games:

Purdue



Average RPI		Win: 221	WON-LOST	WINNING	LAST 10	STRENGTH OF		OPP. STRENGTH	TEAM	ADJ.	CONF.	ADJ CONF.
Loss: 29			RECORD	PCT. RANK	GAMES	SCHEDULE		OF SCHEDULE	RPI	RPI	RPI	RPI
DIV. I ONLY			22- 5	28	10- 0	111		200	41	41	28	28
DIV. I NON-CONF.			6- 5	153	0- 0	5		16	18	18	25	25
-----												
TOTALS		RPI 1-25		RPI 26-50		W-L RECORDS		RPI 51-100	RPI 101-999		RPI 201+	
22- 5		0- 3		3- 1		OVERALL		0- 1	19- 0		15- 0	
11- 1		0- 0		2- 1		HOME		0- 0	9- 0		7- 0	
11- 3		0- 2		1- 0		AWAY		0- 1	10- 0		8- 0	
0- 1		0- 1		0- 0		NEUTRAL		0- 0	0- 0		0- 0	
6- 5		0- 3		3- 1		NON-CONFERENCE		0- 1	3- 0		3- 0	
3- 1		0- 0		2- 1		HOME		0- 0	1- 0		1- 0	
3- 3		0- 2		1- 0		AWAY		0- 1	2- 0		2- 0	
0- 1		0- 1		0- 0		NEUTRAL		0- 0	0- 0		0- 0	
16- 0		0- 0		0- 0		CONFERENCE		0- 0	16- 0		12- 0	
8- 0		0- 0		0- 0		HOME		0- 0	8- 0		6- 0	
8- 0		0- 0		0- 0		AWAY		0- 0	8- 0		6- 0	
0- 0		0- 0		0- 0		NEUTRAL		0- 0	0- 0		0- 0	

RPI	S	Opponent	Score	RPI	S	Opponent	Score	Team's RPI: 41	RPI	S	Opponent	Score	RPI	S	Opponent	Score
6	A	Ohio St.	63 95	26	A	Central Mich.	84 70		69	A	Michigan St.	55 74	160	A	Marist	80 74
17	N	Missouri	51 66	31	H	Dayton	72 66						160	H	Marist	62 56
18	A	Iowa	67 83	35	H	Northern Colo.	60 49						196	A	Si ena	83 72
				36	H	Princeton	46 60						196	H	Si ena	68 54
													207	A	Hampton	64 58
													208	H	Provi dence	62 36
													212	A	Ri chmond	81 65
													248	A	Ni agara	84 55
													248	H	Ni agara	77 61
													253	A	Fai rfi el d	58 39
													253	H	Fai rfi el d	77 45
													257	A	Manhattan	80 64
													275	H	Ri der	73 66
													284	A	Can i si us	84 55
													284	H	Can i si us	64 39
													305	A	Monmouth	76 55
													336	A	I ona	74 38
													336	H	I ona	90 47
													348	H	Saint Peter's	86 39
-----																
LAST 12 Di vi si on I GAMES:																
160	A	Marist	80 74	284	A	Can i si us	84 55									
196	A	Si ena	83 72	253	H	Fai rfi el d	77 45									
284	H	Can i si us	64 39	305	A	Monmouth	76 55									
336	H	I ona	90 47	275	H	Ri der	73 66									
253	A	Fai rfi el d	58 39	348	H	Saint Peter's	86 39									
248	A	Ni agara	84 55	160	H	Marist	62 56									

Non-Di v I Games:

Qui nni pi ac



Average RPI Win: 268

Average RPI Loss: 157

WON-LOST  
RECORDWINNING  
PCT. RANKLAST 10  
GAMESSTRENGTH OF  
SCHEDULEOPP. STRENGTH  
OF SCHEDULETEAM  
RPIADJ.  
RPICONF.  
RPIADJ CONF.  
RPI

DIV. I ONLY	18- 7	58	9- 1	338	267	153	153	27	27
DIV. I NON-CONF.	6- 4	122	0- 0	327	122	203	203	28	28
-----									
TOTALS	RPI 1-25	RPI 26-50	W-L RECORDS	RPI 51-100	RPI 101-999	RPI 201+			
18- 7	0- 0	0- 0	OVERALL	1- 3	17- 4	16- 3			
10- 1	0- 0	0- 0	HOME	1- 0	9- 1	8- 1			
6- 5	0- 0	0- 0	AWAY	0- 0	6- 2	6- 2			
2- 1	0- 0	0- 0	NEUTRAL	0- 1	2- 0	2- 0			
6- 4	0- 0	0- 0	NON-CONFERENCE	0- 2	6- 2	6- 1			
3- 0	0- 0	0- 0	HOME	0- 0	3- 0	3- 0			
1- 3	0- 0	0- 0	AWAY	0- 1	1- 2	1- 1			
2- 1	0- 0	0- 0	NEUTRAL	0- 1	2- 0	2- 0			
12- 3	0- 0	0- 0	CONFERENCE	1- 1	11- 2	10- 2			
7- 1	0- 0	0- 0	HOME	1- 0	6- 1	5- 1			
5- 2	0- 0	0- 0	AWAY	0- 1	5- 1	5- 1			
0- 0	0- 0	0- 0	NEUTRAL	0- 0	0- 0	0- 0			

RPI 1-25				RPI 26-50				RPI 51-100				RPI 101+				Team's RPI: 153
RPI	S	Opponent	Score	RPI	S	Opponent	Score	RPI	S	Opponent	Score	RPI	S	Opponent	Score	
								64	N	West Virginia	55 75	116	A	North Carolina	46 79	
								75	A	Virginia Tech	42 68	193	H	High Point	50 47	
								89	A	Liberty	56 61	217	A	UNC Asheville	64 48	
								89	H	Liberty	52 45	217	H	UNC Asheville	56 67	
												223	H	UNCG	56 53	
												225	N	Abilene Christian	71 65	
												229	A	Gardner-Webb	53 69	
												229	H	Gardner-Webb	66 46	
												256	H	Presbyterian	93 55	
												262	A	Campbell	51 50	
												271	N	Towson	69 66	
												272	H	Appalachian St.	61 40	
												282	H	VCU	79 62	
												309	A	Western Caro.	27 39	
												312	A	Tennessee Tech	60 41	
												313	A	Charleston So.	61 56	
												313	H	Charleston So.	74 57	
												340	A	Winthrop	70 30	
												340	H	Winthrop	78 52	
												346	A	Longwood	52 33	
												346	H	Longwood	81 39	
LAST 12 Division I GAMES:																
				346	H	Longwood	81 39					262	A	Campbell	51 50	
				340	A	Winthrop	70 30					89	A	Liberty	56 61	
				89	H	Liberty	52 45					193	H	High Point	50 47	
				313	H	Charleston So.	74 57					256	H	Presbyterian	93 55	
				217	A	UNC Asheville	64 48					346	A	Longwood	52 33	
				229	H	Gardner-Webb	66 46					313	A	Charleston So.	61 56	

Non-Div I Games:

UVa-Wise

75 43

Radford

■ Loss, 
 ■ Non-Conf, 
 ■ S Site, 
 ■ Home 
 ■ Away 
 N Neutral



Average RPI Win:	280	WON-LOST	WINNING	LAST 10	STRENGTH OF	OPP. STRENGTH	TEAM	ADJ.	CONF.	ADJ CONF.
Average RPI Loss:	157	RECORD	PCT. RANK	GAMES	SCHEDULE	OF SCHEDULE	RPI	RPI	RPI	RPI
DIV. I ONLY	3- 24	336	1- 9	201	159	328	328	12	12	
DIV. I NON-CONF.	2- 10	300	0- 0	207	246	313	313	10	10	
<hr/>										
TOTALS	RPI 1-25	RPI 26-50	W-L RECORDS	RPI 51-100	RPI 101-999	RPI 201+				
3- 24	0- 0	0- 2	OVERALL	0- 6	3- 16	3- 8				
3- 9	0- 0	0- 1	HOME	0- 0	0- 7	0- 2				
0- 14	0- 0	0- 1	AWAY	0- 6	0- 1	0- 1				
0- 1	0- 0	0- 0	NEUTRAL	0- 0						
2- 10	0- 0	0- 1	NON-CONFERENCE	0- 3	2- 6	2- 3				
2- 2	0- 0	0- 1	HOME	0- 0	2- 1	2- 1				
0- 7	0- 0	0- 0	AWAY	0- 3	0- 4	0- 1				
0- 1	0- 0	0- 0	NEUTRAL	0- 0	0- 1	0- 1				
1- 14	0- 0	0- 1	CONFERENCE	0- 3	1- 10	1- 5				
1- 7	0- 0	0- 0	HOME	0- 0	1- 7	1- 4				
0- 7	0- 0	0- 1	AWAY	0- 3	0- 3	0- 1				
0- 0	0- 0	0- 0	NEUTRAL	0- 0	0- 0	0- 0				

Rhode Island

Rhode Island

RPI 1-25				RPI 26-50				RPI 51-100				RPI 101+ Team's RPI : 328			
RPI	S	Opponent	Score	RPI	S	Opponent	Score	RPI	S	Opponent	Score	RPI	S	Opponent	Score
31	A	Dayton	58 116					60	A	Fordham	64 76	102	H	George Mason	53 92
47	H	Minnesota	60 82					69	A	Michigan St.	38 82	131	H	Saint Louis	66 70
								70	A	Duquesne	71 80	157	A	Samford	37 67
								74	A	Penn	66 84	160	A	Marist	42 64
								88	A	George Washington	52 65	164	A	Saint Joseph's	46 64
								90	A	Dartmouth	54 70	171	A	Davidson	67 77
												171	H	Davidson	67 79
												178	A	Jacksonville St.	53 63
												208	A	Providence	41 65
												212	H	Richmond	53 74
												237	H	Holy Cross	63 69
												242	H	La Salle	72 63
												250	A	St. Bonaventure	70 81
												250	H	St. Bonaventure	72 77
												253	H	Fairfield	62 47
												270	H	Massachusetts	59 61
												282	H	VCU	49 61
												286	N	Bryant	52 58
												344	H	UMass Lowell	81 64
LAST 12 Division I GAMES:															
250	H	St. Bonaventure	72 77	270	H	Massachusetts	59 61								
70	A	Duquesne	71 80	88	A	George Washington	52 65								
131	H	Saint Louis	66 70	242	H	La Salle	72 63								
164	A	Saint Joseph's	46 64	250	A	St. Bonaventure	70 81								
60	A	Fordham	64 76	102	H	George Mason	53 92								
171	H	Davidson	67 79	282	H	VCU	49 61								

Non-Div I Games: Southern Conn. St. 57 62

Rhode Island



R  
i  
c  
e

Rice				Through Games Of Feb. 22, 2018						
Average RPI Win:	239	WON-LOST	WINNING	LAST 10	STRENGTH OF	OPP. STRENGTH	TEAM	ADJ.	CONF.	ADJ CONF.
Average RPI Loss:	137	RECORD	PCT. RANK	GAMES	SCHEDULE	OF SCHEDULE	RPI	RPI	RPI	RPI
DIV. I ONLY	19- 6	43	6- 4	296	195	93	93	18	18	
DIV. I NON-CONF.	10- 2	32	0- 0	338	228	124	124	19	19	
-----										
TOTALS	RPI 1-25	RPI 26-50	W-L RECORDS	RPI 51-100	RPI 101-999	RPI 201+				
19- 6	0- 1	1- 0	OVERALL	0- 1	18- 4	15- 1				
11- 0	0- 0	1- 0	HOME	0- 0	10- 0	8- 0				
8- 6	0- 1	0- 0	AWAY	0- 1	8- 4	7- 1				
0- 0	0- 0	0- 0	NEUTRAL	0- 0	0- 0	0- 0				
10- 2	0- 1	0- 0	NON-CONFERENCE	0- 0	10- 1	9- 0				
5- 0	0- 0	0- 0	HOME	0- 0	5- 0	4- 0				
5- 2	0- 1	0- 0	AWAY	0- 0	5- 1	5- 0				
0- 0	0- 0	0- 0	NEUTRAL	0- 0	0- 0	0- 0				
9- 4	0- 0	1- 0	CONFERENCE	0- 1	8- 3	6- 1				
6- 0	0- 0	1- 0	HOME	0- 0	5- 0	4- 0				
3- 4	0- 0	0- 0	AWAY	0- 1	3- 3	2- 1				
0- 0	0- 0	0- 0	NEUTRAL	0- 0	0- 0	0- 0				

R  
i  
c  
e

RPI 1-25				RPI 26-50				RPI 51-100				Team's RPI : 93				RPI 101+			
RPI	S	Opponent	Score	RPI	S	Opponent	Score	RPI	S	Opponent	Score	RPI	S	Opponent	Score	RPI	S	Opponent	Score
20	A	Texas A&M	76 82	45	H	Western Ky.	73 58	77	A	UAB	63 70	103	H	Little Rock	58 51				
												113	A	Middle Tenn.	41 51				
												138	A	Charlotte	62 55				
												140	A	Kansas	65 73				
												166	H	UTEP	56 42				
												167	A	Louisiana Tech	55 75				
												203	H	Southern Miss.	62 56				
												209	A	North Texas	50 49				
												213	H	Columbia	67 44				
												224	A	A&M-Corpus Christi	67 56				
												233	A	Fla. Atlantic	67 53				
												255	A	Grand Canyon	69 59				
												258	A	Prairie View	88 68				
												281	H	Old Dominion	53 45				
												297	H	UTSA	83 52				
												301	A	Northern Ariz.	88 83				
												302	H	Incarnate Word	60 43				
												307	A	FIU	58 68				
												316	H	Marshall	87 44				
												322	H	Houston Baptist	67 45				
												337	H	La. -Monroe	63 47				
												339	A	Sam Houston St.	79 50				
LAST 12 Division I GAMES:																			
316	H	Marshall	87 44	281	H	Old Dominion	53 45												
113	A	Middle Tenn.	41 51	166	H	UTEP	56 42												
77	A	UAB	63 70	138	A	Charlotte	62 55												
45	H	Western Ky.	73 58	307	A	FIU	58 68												
167	A	Louisiana Tech	55 75	233	A	Fla. Atlantic	67 53												
203	H	Southern Miss.	62 56	297	H	UTSA	83 52												

Non-Div I Games:

Rice



R  
i  
c  
h  
m  
o  
n  
d

Ri chmond				Through Games Of Feb. 22, 2018							
Average RPI	Win:	264	WON-LOST	WINNING	LAST 10	STRENGTH OF	OPP. STRENGTH	TEAM	ADJ.	CONF.	ADJ CONF.
Average RPI	Loss:	121	RECORD	PCT. RANK	GAMES	SCHEDULE	OF SCHEDULE	RPI	RPI	RPI	RPI
DIV. I ONLY		12- 16	217	5- 5	183	186	212	212	12	12	
DIV. I NON-CONF.		5- 8	220	0- 0	142	237	195	195	10	10	
-----											
TOTALS		RPI 1-25	RPI 26-50		W-L RECORDS		RPI 51-100	RPI 101-999	RPI 201+		
12- 16		0- 0	0- 2		OVERALL		0- 4	12- 10	11- 1		
2- 10		0- 0	0- 2		HOME		0- 4	2- 4	2- 1		
9- 3		0- 0	0- 0		AWAY		0- 0	9- 0	8- 0		
1- 3		0- 0	0- 0		NEUTRAL		0- 0	1- 3	1- 0		
5- 8		0- 0	0- 1		NON-CONFERENCE		0- 2	5- 5	4- 0		
0- 4		0- 0	0- 1		HOME		0- 2	0- 1	0- 0		
4- 1		0- 0	0- 0		AWAY		0- 0	4- 1	3- 0		
1- 3		0- 0	0- 0		NEUTRAL		0- 0	1- 3	1- 0		
7- 8		0- 0	0- 1		CONFERENCE		0- 2	7- 5	7- 1		
2- 6		0- 0	0- 1		HOME		0- 2	2- 3	2- 1		
5- 2		0- 0	0- 0		AWAY		0- 0	5- 2	5- 0		
0- 0		0- 0	0- 0		NEUTRAL		0- 0	0- 0	0- 0		

RPI 1-25				RPI 26-50				RPI 51-100				RPI 101+ Team's RPI: 212			
RPI	S	Opponent	Score	RPI	S	Opponent	Score	RPI	S	Opponent	Score	RPI	S	Opponent	Score
				31	H	Dayton	59 66	60	H	Fordham	38 43	102	A	George Mason	56 77
				41	H	Qui nni pi ac	65 81	70	H	Duquesne	70 78	108	N	Wright St.	69 85
								82	H	Navy	56 76	114	N	Bethune-Cookman	50 63
								95	H	Wake Forest	81 85	131	H	Saint Louis	61 79
												151	H	William & Mary	64 78
												162	N	Florida	80 87
												164	A	Saint Joseph' s	72 81
												171	H	Davi dson	65 68
												181	A	Stetson	67 72
												185	A	East Carolina	65 64
												213	A	Col umbi a	85 79
												242	A	La Salle	60 57
												242	H	La Salle	77 51
												250	A	St. Bonaventure	79 57
												253	A	Fai rfi eld	72 67
												270	A	Massachusetts	51 39
												270	H	Massachusetts	49 58
												281	A	Old Domi ni on	54 45
												282	A	VCU	77 68
												282	H	VCU	59 54
												328	A	Rhode Island	74 53
												343	N	Savannah St.	100 63
LAST 12 Division I GAMES:															
				270	H	Massachusetts	49 58	282	A	VCU	77 68				
				282	H	VCU	59 54	31	H	Dayton	59 66				
				250	A	St. Bonaventure	79 57	60	H	Fordham	38 43				
				242	A	La Salle	60 57	102	A	George Mason	56 77				
				70	H	Duquesne	70 78	171	H	Davi dson	65 68				
				270	A	Massachusetts	51 39	164	A	Saint Joseph' s	72 81				

Non-Di v I Games:

Ri chmond

R  
i  
c  
h  
m  
o  
n  
d



Average RPI Win:	297	WON-LOST	WINNING	LAST 10	STRENGTH OF	OPP. STRENGTH	TEAM	ADJ.	CONF.	ADJ CONF.
Average RPI Loss:	182	RECORD	PCT. RANK	GAMES	SCHEDULE	OF SCHEDULE	RPI	RPI	RPI	RPI
DIV. I ONLY	12- 15	204	6- 4	331	309	275	275	28	28	
DIV. I NON-CONF.	3- 8	268	0- 0	272	294	278	278	25	25	
-----										
TOTALS	RPI 1-25	RPI 26-50	W-L RECORDS	RPI 51-100	RPI 101-999	RPI 201+				
12- 15	0- 0	0- 1	OVERALL	0- 1	12- 13	12- 6				
6- 6	0- 0	0- 0	HOME	0- 0	6- 6	6- 2				
6- 8	0- 0	0- 1	AWAY	0- 1	6- 6	6- 4				
0- 1	0- 0	0- 0	NEUTRAL	0- 0	0- 1	0- 0				
3- 8	0- 0	0- 0	NON-CONFERENCE	0- 1	3- 7	3- 3				
1- 3	0- 0	0- 0	HOME	0- 0	1- 3	1- 1				
2- 4	0- 0	0- 0	AWAY	0- 1	2- 3	2- 2				
0- 1	0- 0	0- 0	NEUTRAL	0- 0	0- 1	0- 0				
9- 7	0- 0	0- 1	CONFERENCE	0- 0	9- 6	9- 3				
5- 3	0- 0	0- 0	HOME	0- 0	5- 3	5- 1				
4- 4	0- 0	0- 1	AWAY	0- 0	4- 3	4- 2				
0- 0	0- 0	0- 0	NEUTRAL	0- 0	0- 0	0- 0				

RPI	S	Opponent	Score	RPI	S	Opponent	Score	RPI	S	Opponent	Score	RPI	S	Opponent	Score
41	A	Quinnipiac	66 73	82	A	Navy	44 63	104	A	Seton Hall	49 85	106	H	Bucknell	71 76
								150	H	Binghamton	54 76	160	A	Marist	67 68
								160	H	Marist	69 80	185	N	East Carolina	63 66
								196	H	Siena	67 71	221	A	Lafayette	45 60
								237	H	Holy Cross	56 83	242	A	La Salle	76 55
								248	A	Niagara	61 69	248	H	Niagara	65 58
								253	A	Fairfield	61 45	253	H	Fairfield	57 68
								257	H	Manhattan	67 51	284	A	Canisius	62 54
								284	H	Canisius	70 54	287	A	Mt. St. Mary's	78 82
								289	H	Vermont	64 49	305	A	Monmouth	56 63
								335	A	NJIT	79 64	336	A	Iona	62 49
								336	H	Iona	80 53	348	A	Saint Peter's	57 52
								348	H	Saint Peter's	62 52				
LAST 12 Division I GAMES:															
284	A	Canisius	62 54	253	H	Fairfield	57 68								
248	A	Niagara	61 69	336	A	Iona	62 49								
336	H	Iona	80 53	160	A	Marist	67 68								
348	H	Saint Peter's	62 52	248	H	Niagara	65 58								
305	A	Monmouth	56 63	41	A	Quinnipiac	66 73								
257	H	Manhattan	67 51	253	A	Fairfield	61 45								

Non-Div I Games:

Rider



Average RPI Win:	259	WON-LOST	WINNING	LAST 10	STRENGTH OF	OPP. STRENGTH	TEAM	ADJ.	CONF.	ADJ CONF.
Average RPI Loss:	162	RECORD	PCT. RANK	GAMES	SCHEDULE	OF SCHEDULE	RPI	RPI	RPI	RPI
DIV. I ONLY	18- 6	45	8- 2	309	277	130	130	29	29	
DIV. I NON-CONF.	6- 4	122	0- 0	321	130	220	220	29	29	
-----										
TOTALS	RPI 1-25	RPI 26-50	W-L RECORDS	RPI 51-100	RPI 101-999	RPI 201+				
18- 6	0- 0	0- 0	OVERALL	0- 1	18- 5	15- 2				
10- 2	0- 0	0- 0	HOME	0- 0	10- 2	8- 1				
8- 3	0- 0	0- 0	AWAY	0- 1	8- 2	7- 1				
0- 1	0- 0	0- 0	NEUTRAL	0- 0	0- 1	0- 0				
6- 4	0- 0	0- 0	NON-CONFERENCE	0- 1	6- 3	4- 1				
3- 2	0- 0	0- 0	HOME	0- 0	3- 2	2- 1				
3- 1	0- 0	0- 0	AWAY	0- 1	3- 0	2- 0				
0- 1	0- 0	0- 0	NEUTRAL	0- 0	0- 1	0- 0				
12- 2	0- 0	0- 0	CONFERENCE	0- 0	12- 2	11- 1				
7- 0	0- 0	0- 0	HOME	0- 0	7- 0	6- 0				
5- 2	0- 0	0- 0	AWAY	0- 0	5- 2	5- 1				
0- 0	0- 0	0- 0	NEUTRAL	0- 0	0- 0	0- 0				

RPI 1-25				RPI 26-50				RPI 51-100				RPI 101+				Team's RPI: 130	
RPI	S	Opponent	Score	RPI	S	Opponent	Score	RPI	S	Opponent	Score	RPI	S	Opponent	Score		
								69	A	Michigan St.	58	100	123	A	Saint Francis (PA)	47	68
												123	H	Saint Francis (PA)	63	62	
												144	N	San Francisco	45	57	
												146	A	Cal Poly	66	50	
												159	H	Kent St.	31	46	
												170	H	Youngstown St.	84	52	
												210	H	Bowling Green	62	64	
												221	H	Lafayette	63	42	
												244	A	Northern Ky.	59	50	
												266	A	St. Francis Brooklyn	47	49	
												266	H	St. Francis Brooklyn	59	36	
												268	A	Fairleigh Dickinson	77	68	
												268	H	Fairleigh Dickinson	62	49	
												269	A	Sacred Heart	91	57	
												269	H	Sacred Heart	60	49	
												285	A	LIU Brooklyn	55	44	
												285	H	LIU Brooklyn	60	53	
												286	H	Bryant	72	49	
												287	A	Mt. St. Mary's	77	68	
												296	H	Central Conn. St.	66	47	
												305	H	Monmouth	56	38	
												332	A	Delaware St.	65	42	
												334	A	Wagner	58	52	
LAST 12 Division I GAMES:																	
269	H	Sacred Heart	60	49	286	H	Bryant	72	49								
268	H	Fairleigh Dickinson	62	49	287	A	Mt. St. Mary's	77	68								
266	A	St. Francis Brooklyn	47	49	334	A	Wagner	58	52								
285	A	LIU Brooklyn	55	44	123	H	Saint Francis (PA)	63	62								
123	A	Saint Francis (PA)	47	68	266	H	St. Francis Brooklyn	59	36								
296	H	Central Conn. St.	66	47	285	H	LIU Brooklyn	60	53								

Non-Div I Games: Clarion 67 60

Robert Morris



Average RPI Win: 106

Average RPI Loss: 42

WON-LOST  
RECORDWINNING  
PCT. RANKLAST 10  
GAMESSTRENGTH OF  
SCHEDULEOPP. STRENGTH  
OF SCHEDULETEAM  
RPIADJ.  
RPICONF.  
RPIADJ CONF.  
RPIDIV. I ONLY  
DIV. I NON-CONF.19- 10  
12- 285  
213- 7  
0- 012  
2913  
2133  
1133  
113  
43  
4

TOTALS

RPI 1-25

RPI 26-50

W-L RECORDS

RPI 51-100

RPI 101-999

RPI 201+

19- 10

1- 5

5- 1

OVERALL

5- 4

8- 0

2- 0

13- 3

1- 2

5- 0

HOME

3- 1

4- 0

2- 0

5- 5

0- 2

0- 1

AWAY

2- 2

3- 0

0- 0

1- 2

0- 1

0- 0

NEUTRAL

0- 1

1- 0

0- 0

12- 2

1- 1

2- 0

NON-CONFERENCE

3- 1

6- 0

1- 0

8- 0

1- 0

2- 0

HOME

2- 0

3- 0

1- 0

3- 0

0- 0

0- 0

AWAY

1- 0

2- 0

0- 0

1- 2

0- 1

0- 0

NEUTRAL

0- 1

1- 0

0- 0

7- 8

0- 4

3- 1

CONFERENCE

2- 3

2- 0

1- 0

5- 3

0- 2

3- 0

HOME

1- 1

1- 0

1- 0

2- 5

0- 2

0- 1

AWAY

1- 2

1- 0

0- 0

0- 0

0- 0

0- 0

NEUTRAL

0- 0

0- 0

0- 0

RPI 1-25

RPI 26-50

Team's RPI: 33

RPI 51-100

RPI 101+

RPI	S	Opponent	Score
6	A	Ohio St.	68 90
14	N	South Carolina	68 78
18	H	Iowa	67 77
21	H	NC State	57 53
22	A	Maryland	60 88
22	H	Maryland	54 72

RPI	S	Opponent	Score
34	H	Virginia	52 43
36	H	Princeton	70 50
39	H	Michigan	63 56
43	A	Purdue	33 47
43	H	Purdue	58 50
47	H	Minnesota	80 70

RPI	S	Opponent	Score
51	A	Indiana	58 64
56	H	Houston	75 57
62	H	Nebraska	42 52
69	A	Michigan St.	61 58
72	A	James Madison	76 63
84	A	Penn St.	67 70
84	H	Penn St.	70 65
95	H	Wake Forest	65 51
98	N	Washington St.	60 63

RPI	S	Opponent	Score
104	H	Seton Hall	70 45
110	N	Western Mich.	75 64
138	A	Charlotte	77 54
190	A	Wisconsin	63 50
192	A	Temple	84 67
196	H	Siena	59 47
222	H	Illinois	76 37
268	H	Fairleigh Dickinson	101 35

LAST 12 Division I GAMES:

18	H	Iowa	67 77	51	A	Indiana	58 64
190	A	Wisconsin	63 50	62	H	Nebraska	42 52
22	H	Maryland	54 72	84	A	Penn St.	67 70
6	A	Ohio St.	68 90	47	H	Minnesota	80 70
39	H	Michigan	63 56	43	A	Purdue	33 47
22	A	Maryland	60 88	84	H	Penn St.	70 65

Non-Div I Games:

Rutgers



Average RPI Win:	257	WON-LOST	WINNING	LAST 10	STRENGTH OF	OPP. STRENGTH	TEAM	ADJ.	CONF.	ADJ CONF.
Average RPI Loss:	170	RECORD	PCT. RANK	GAMES	SCHEDULE	OF SCHEDULE	RPI	RPI	RPI	RPI
DIV. I ONLY	18- 4	27	9- 1	337	293	109	109	26	26	
DIV. I NON-CONF.	4- 3	143	0- 0	278	309	166	166	26	26	
-----										
TOTALS	RPI 1-25	RPI 26-50	W-L RECORDS	RPI 51-100	RPI 101-999	RPI 201+				
18- 4	0- 0	0- 0	OVERALL	1- 1	17- 3	15- 2				
10- 0	0- 0	0- 0	HOME	1- 0	9- 0	8- 0				
6- 4	0- 0	0- 0	AWAY	0- 1	6- 3	5- 2				
2- 0	0- 0	0- 0	NEUTRAL	0- 0	2- 0	2- 0				
4- 3	0- 0	0- 0	NON-CONFERENCE	1- 1	3- 2	3- 2				
2- 0	0- 0	0- 0	HOME	1- 0	1- 0	1- 0				
0- 3	0- 0	0- 0	AWAY	0- 1	0- 2	0- 2				
2- 0	0- 0	0- 0	NEUTRAL	0- 0	2- 0	2- 0				
14- 1	0- 0	0- 0	CONFERENCE	0- 0	14- 1	12- 0				
8- 0	0- 0	0- 0	HOME	0- 0	8- 0	7- 0				
6- 1	0- 0	0- 0	AWAY	0- 0	6- 1	5- 0				
0- 0	0- 0	0- 0	NEUTRAL	0- 0	0- 0	0- 0				

RPI 1-25				RPI 26-50				RPI 51-100				RPI 101+				Team's RPI: 109
RPI	S	Opponent	Score	RPI	S	Opponent	Score	RPI	S	Opponent	Score	RPI	S	Opponent	Score	
								57	H	South Dakota	77 55	115	A	Lamar University	65	79
								91	A	Kansas St.	49 74	125	A	Central Ark.	55	50
												125	H	Central Ark.	59	46
												224	H	A&M-Corpus Christi	59	58
												225	H	Abilene Christian	66	55
												227	A	New Orleans	74	67
												228	A	Montana St.	54	59
												238	A	Nicholls St.	86	73
												245	A	Montana	52	60
												279	H	McNeese	73	58
												290	H	Southeastern La.	79	67
												295	N	Alcorn	83	79
												302	A	Incarnate Word	75	50
												302	H	Incarnate Word	60	49
												306	N	Alabama St.	77	50
												311	H	Coppin St.	72	59
												322	A	Houston Baptist	76	54
												331	A	Northwestern St.	70	62
												331	H	Northwestern St.	83	48
												339	H	Sam Houston St.	75	53
LAST 12 Division I GAMES:																
				125	A	Central Ark.	55 50					322	A	Houston Baptist	76 54	
				302	A	Incarnate Word	75 50					339	H	Sam Houston St.	75 53	
				224	H	A&M-Corpus Christi	59 58					125	H	Central Ark.	59 46	
				331	H	Northwestern St.	83 48					225	H	Abilene Christian	66 55	
				279	H	McNeese	73 58					302	H	Incarnate Word	60 49	
				115	A	Lamar University	65 79					227	A	New Orleans	74 67	

Non-Div I Games: Howard Payne 105 35 Central Baptist 97 34 Tex. A&M-Commerce 83 61 Cent. Christian (KS) 105 32 SFA



S  
I  
U  
E

SIUE				Through Games Of Feb. 22, 2018							
Average RPI	Win:	254	WON-LOST	WINNING	LAST 10	STRENGTH OF	OPP. STRENGTH	TEAM	ADJ.	CONF.	ADJ CONF.
Average RPI	Loss:	123	RECORD	PCT. RANK	GAMES	SCHEDULE	OF SCHEDULE	RPI	RPI	RPI	RPI
DIV. I ONLY		16- 12	132	7- 3	158	259	141	141	25	25	
DIV. I NON-CONF.		3- 8	268	0- 0	80	94	221	221	27	27	
-----											
TOTALS	RPI 1-25		RPI 26-50		W-L RECORDS	RPI 51-100		RPI 101-999		RPI 201+	
16- 12	0- 1		0- 1		OVERALL	0- 4		16- 6		11- 3	
10- 4	0- 0		0- 1		HOME	0- 1		10- 2		7- 0	
6- 7	0- 1		0- 0		AWAY	0- 3		6- 3		4- 2	
0- 1	0- 0		0- 0		NEUTRAL	0- 0		0- 1		0- 1	
3- 8	0- 1		0- 1		NON-CONFERENCE	0- 2		3- 4		1- 2	
2- 3	0- 0		0- 1		HOME	0- 0		2- 2		1- 0	
1- 4	0- 1		0- 0		AWAY	0- 2		1- 1		0- 1	
0- 1	0- 0		0- 0		NEUTRAL	0- 0		0- 1		0- 1	
13- 4	0- 0		0- 0		CONFERENCE	0- 2		13- 2		10- 1	
8- 1	0- 0		0- 0		HOME	0- 1		8- 0		6- 0	
5- 3	0- 0		0- 0		AWAY	0- 1		5- 2		4- 1	
0- 0	0- 0		0- 0		NEUTRAL	0- 0		0- 0		0- 0	

S  
I  
U  
E

RPI 1-25				RPI 26-50				RPI 51-100				RPI 101+ Team's RPI: 141			
RPI	S	Opponent	Score	RPI	S	Opponent	Score	RPI	S	Opponent	Score	RPI	S	Opponent	Score
17	A	Missouri	48 78	26	H	Central Mich.	56 94	55	A	FGCU	49 66	127	H	Northern Ill.	75 86
								62	A	Nebraska	53 62	131	H	Saint Louis	79 72
								66	A	Bel mont	64 86	163	A	Southern Ill.	57 53
								66	H	Bel mont	55 72	178	H	Jacksonville St.	65 41
												181	H	Stetson	61 65
												182	A	Morehead St.	66 51
												194	A	UT Martin	64 72
												194	H	UT Martin	73 70
												214	A	Southeast Mo. St.	62 72
												214	H	Southeast Mo. St.	65 57
												215	N	Akron	58 59
												240	A	Austin Peay	61 38
												240	H	Austin Peay	67 55
												252	A	Illinois St.	47 62
												294	A	Murray St.	75 70
												294	H	Murray St.	77 68
												298	H	Air Force	76 40
												312	H	Tennessee Tech	65 58
												314	A	Eastern Ky.	62 60
												333	A	Tennessee St.	88 76
												333	H	Tennessee St.	74 63
												347	H	Eastern Ill.	62 52
LAST 12 Division I GAMES:															
240	H	Austin Peay	67 55	312	H	Tennessee Tech	65 58								
214	A	Southeast Mo. St.	62 72	66	A	Bel mont	64 86								
194	A	UT Martin	64 72	333	A	Tennessee St.	88 76								
294	H	Murray St.	77 68	194	H	UT Martin	73 70								
347	H	Eastern Ill.	62 52	214	H	Southeast Mo. St.	65 57								
178	H	Jacksonville St.	65 41	333	H	Tennessee St.	74 63								

Non-Div I Games:

SIUE



SMU				Through Games Of Feb. 22, 2018							
Average RPI Win:		208	WON-LOST RECORD	WINNING PCT. RANK	LAST 10 GAMES	STRENGTH OF SCHEDULE	OPP. STRENGTH OF SCHEDULE	TEAM RPI	ADJ. RPI	CONF. RPI	ADJ CONF. RPI
Average RPI Loss:		107									
DIV. I ONLY			10- 17	241	3- 7	101	97	205	205	8	8
DIV. I NON-CONF.			6- 7	184	0- 0	103	217	157	157	7	7
<hr/>											
TOTALS		RPI 1-25	RPI 26-50		W-L RECORDS		RPI 51-100	RPI 101-999	RPI 201+		
10- 17		0- 3	0- 0		OVERALL		0- 6	10- 8	4- 2		
8- 5		0- 0	0- 0		HOME		0- 3	8- 2	3- 0		
1- 12		0- 3	0- 0		AWAY		0- 3	1- 6	0- 2		
1- 0		0- 0	0- 0		NEUTRAL		0- 0	1- 0	1- 0		
6- 7		0- 2	0- 0		NON-CONFERENCE		0- 2	6- 3	4- 2		
5- 1		0- 0	0- 0		HOME		0- 1	5- 0	3- 0		
0- 6		0- 2	0- 0		AWAY		0- 1	0- 3	0- 2		
1- 0		0- 0	0- 0		NEUTRAL		0- 0	1- 0	1- 0		
4- 10		0- 1	0- 0		CONFERENCE		0- 4	4- 5	0- 0		
3- 4		0- 0	0- 0		HOME		0- 2	3- 2	0- 0		
1- 6		0- 1	0- 0		AWAY		0- 2	1- 3	0- 0		
0- 0		0- 0	0- 0		NEUTRAL		0- 0	0- 0	0- 0		

RPI 1-25				RPI 26-50				RPI 51-100				RPI 101+ Team's RPI: 205			
RPI	S	Opponent	Score	RPI	S	Opponent	Score	RPI	S	Opponent	Score	RPI	S	Opponent	Score
19	A	South Fla.	54 64					52	A	UCF	43 58	126	H	Cincinnati	40 58
20	A	Texas A&M	57 79					52	H	UCF	42 60	137	A	Wichita St.	43 66
24	A	Oklahoma	75 87					56	A	Houston	56 60	137	H	Wichita St.	45 52
								56	H	Houston	75 85	143	H	Loyola Marymount	63 60
								71	H	TCU	58 64	169	A	UT Arlington	55 58
								87	A	Alabama	44 59	177	H	Tulsa	74 70
												185	A	East Carolina	47 76
												185	H	East Carolina	65 51
												192	A	Temple	52 55
												192	H	Temple	60 56
												201	A	Memphis	53 35
												201	H	CSU Bakersfield	41 29
												209	A	North Texas	40 47
												219	A	Nevada	72 80
												225	H	Abilene Christian	65 44
												238	H	Nicholls St.	68 61
												239	N	UC Riverside	73 51
												279	H	McNeese	65 59
<hr/>															
LAST 12 Division I GAMES:															
137	H	Wichita St.	45 52	56	A	Houston	56 60								
19	A	South Fla.	54 64	126	H	Cincinnati	40 58								
201	A	Memphis	53 35	52	A	UCF	43 58								
177	H	Tulsa	74 70	137	A	Wichita St.	43 66								
185	A	East Carolina	47 76	185	H	East Carolina	65 51								
192	H	Temple	60 56	192	A	Temple	52 55								

Non-Div I Games:

SMU



Average RPI Win:	212	WON-LOST	WINNING	LAST 10	STRENGTH OF	OPP. STRENGTH	TEAM	ADJ.	CONF.	ADJ CONF.
Average RPI Loss:	147	RECORD	PCT. RANK	GAMES	SCHEDULE	OF SCHEDULE	RPI	RPI	RPI	RPI
DIV. I ONLY	4- 21	323	2- 8	103	211	288	288	19	19	
DIV. I NON-CONF.	1- 9	318	0- 0	73	77	246	246	13	13	
-----										
TOTALS	RPI 1-25	RPI 26-50	W-L RECORDS	RPI 51-100	RPI 101-999	RPI 201+				
4- 21	0- 0	0- 2	OVERALL	0- 3	4- 16	3- 4				
3- 5	0- 0	0- 0	HOME	0- 0	3- 5	2- 1				
0- 14	0- 0	0- 1	AWAY	0- 3	0- 10	0- 3				
1- 2	0- 0	0- 1	NEUTRAL	0- 0	1- 1	1- 0				
1- 9	0- 0	0- 2	NON-CONFERENCE	0- 3	1- 4	1- 1				
0- 0	0- 0	0- 0	HOME	0- 0	0- 0	0- 0				
0- 7	0- 0	0- 1	AWAY	0- 3	0- 3	0- 1				
1- 2	0- 0	0- 1	NEUTRAL	0- 0	1- 1	1- 0				
3- 12	0- 0	0- 0	CONFERENCE	0- 0	3- 12	2- 3				
3- 5	0- 0	0- 0	HOME	0- 0	3- 5	2- 1				
0- 7	0- 0	0- 0	AWAY	0- 0	0- 7	0- 2				
0- 0	0- 0	0- 0	NEUTRAL	0- 0	0- 0	0- 0				

RPI 1-25				RPI 26-50				RPI 51-100				RPI 101+ Team's RPI: 288			
RPI	S	Opponent	Score	RPI	S	Opponent	Score	RPI	S	Opponent	Score	RPI	S	Opponent	Score
				46	A	Arizona St.	58 106	64	A	West Virginia	47 101	127	N	Northern Ill.	75 84
				50	N	Miami (FL)	56 82	66	A	UC Davis	72 79	129	A	Idaho St.	71 83
								92	A	Kentucky	70 101	129	H	Idaho St.	71 85
												132	A	Portland St.	73 74
												132	H	Portland St.	72 81
												135	A	Idaho	66 101
												135	H	Idaho	79 64
												144	A	San Francisco	76 90
												158	A	Eastern Wash.	76 83
												158	H	Eastern Wash.	72 83
												173	A	Weber St.	73 86
												173	H	Weber St.	56 78
												182	A	Morehead St.	71 75
												219	A	Nevada	68 95
												228	A	Montana St.	50 85
												228	H	Montana St.	88 77
												239	N	UC Riverside	99 72
												245	A	Montana	59 68
												245	H	Montana	79 64
												301	H	Northern Ariz.	90 95
LAST 12 Division I GAMES:															
				301	H	Northern Ariz.	90 95	158	A	Eastern Wash.	76 83				
				173	A	Weber St.	73 86	132	H	Portland St.	72 81				
				129	A	Idaho St.	71 83	129	H	Idaho St.	71 85				
				245	H	Montana	79 64	173	H	Weber St.	56 78				
				228	H	Montana St.	88 77	228	A	Montana St.	50 85				
				135	A	Idaho	66 101	245	A	Montana	59 68				

Non-Div I Games: Antelope Valley 95 62

Sacramento St.



## Sacred Heart

Through Games Of Feb. 22, 2018

Average RPI Win:	266	WON-LOST	WINNING	LAST 10	STRENGTH OF	OPP. STRENGTH	TEAM	ADJ.	CONF.	ADJ CONF.
Average RPI Loss:	202	RECORD	PCT. RANK	GAMES	SCHEDULE	OF SCHEDULE	RPI	RPI	RPI	RPI
DIV. I ONLY	10- 16	235	4- 6	287	319	269	269	29	29	
DIV. I NON-CONF.	4- 7	226	0- 0	219	289	248	248	29	29	
-----										
TOTALS	RPI 1-25	RPI 26-50	W-L RECORDS	RPI 51-100	RPI 101-999	RPI 201+				
10- 16	0- 1	0- 0	OVERALL	0- 1	10- 14	8- 8				
5- 6	0- 0	0- 0	HOME	0- 0	5- 6	4- 3				
5- 10	0- 1	0- 0	AWAY	0- 1	5- 8	4- 5				
0- 0	0- 0	0- 0	NEUTRAL	0- 0	0- 0	0- 0				
4- 7	0- 1	0- 0	NON-CONFERENCE	0- 1	4- 5	3- 2				
3- 2	0- 0	0- 0	HOME	0- 0	3- 2	2- 1				
1- 5	0- 1	0- 0	AWAY	0- 1	1- 3	1- 1				
0- 0	0- 0	0- 0	NEUTRAL	0- 0	0- 0	0- 0				
6- 9	0- 0	0- 0	CONFERENCE	0- 0	6- 9	5- 6				
2- 4	0- 0	0- 0	HOME	0- 0	2- 4	2- 2				
4- 5	0- 0	0- 0	AWAY	0- 0	4- 5	3- 4				
0- 0	0- 0	0- 0	NEUTRAL	0- 0	0- 0	0- 0				

RPI 1-25				RPI 26-50				RPI 51-100				RPI 101+ Team's RPI: 269			
RPI	S	Opponent	Score	RPI	S	Opponent	Score	RPI	S	Opponent	Score	RPI	S	Opponent	Score
7	A	Florida St.	52 101					73	A	Harvard	62 70	123	A	Saint Francis (PA)	69 68
												123	H	Saint Francis (PA)	48 89
												130	A	Robert Morris	49 60
												130	H	Robert Morris	57 91
												149	A	Brown	77 102
												184	H	New Hampshire	47 74
												196	A	Siena	57 62
												198	H	Lehigh	65 55
												208	H	Providence	78 75
												236	H	Hofstra	81 86
												257	H	Manhattan	65 61
												266	A	St. Francis Brooklyn	48 63
												268	A	Fairleigh Dickinson	59 69
												285	A	LIU Brooklyn	50 46
												286	A	Bryant	56 60
												286	H	Bryant	73 81
												287	A	Mt. St. Mary's	82 52
												287	H	Mt. St. Mary's	56 44
												296	A	Central Conn. St.	59 69
												296	H	Central Conn. St.	71 73
												305	A	Monmouth	64 69
												334	A	Wagner	72 55
												334	H	Wagner	61 49
												342	A	Florida A&M	73 68
LAST 12 Division I GAMES:															
130	A	Robert Morris	49 60	266	A	St. Francis Brooklyn	48 63								
123	A	Saint Francis (PA)	69 68	285	A	LIU Brooklyn	50 46								
287	H	Mt. St. Mary's	56 44	268	A	Fairleigh Dickinson	59 69								
334	H	Wagner	61 49	286	H	Bryant	73 81								
286	A	Bryant	56 60	296	A	Central Conn. St.	59 69								
296	H	Central Conn. St.	71 73	334	A	Wagner	72 55								

Non-Div I Games:

Sacred Heart

Loss, 
Non-Conf, 
S Site, 
H Home
A Away 
N Neutral



Average RPI Win:	258	WON-LOST	WINNING	LAST 10	STRENGTH OF	OPP. STRENGTH	TEAM	ADJ.	CONF.	ADJ CONF.
Average RPI Loss:	144	RECORD	PCT. RANK	GAMES	SCHEDULE	OF SCHEDULE	RPI	RPI	RPI	RPI
DIV. I ONLY	16- 9	96	8- 2	188	301	123	123	29	29	
DIV. I NON-CONF.	4- 7	226	0- 0	144	145	173	173	29	29	
-----										
TOTALS	RPI 1-25	RPI 26-50	W-L RECORDS	RPI 51-100	RPI 101-999	RPI 201+				
16- 9	0- 0	0- 1	OVERALL	0- 2	16- 6	13- 3				
8- 2	0- 0	0- 0	HOME	0- 0	8- 2	6- 1				
7- 6	0- 0	0- 1	AWAY	0- 2	7- 2	6- 0				
1- 1	0- 0	0- 0	NEUTRAL	0- 0	1- 1	1- 1				
4- 7	0- 0	0- 1	NON-CONFERENCE	0- 2	4- 4	2- 2				
1- 1	0- 0	0- 0	HOME	0- 0	1- 1	0- 0				
2- 5	0- 0	0- 1	AWAY	0- 2	2- 2	1- 1				
1- 1	0- 0	0- 0	NEUTRAL	0- 0	1- 1	1- 1				
12- 2	0- 0	0- 0	CONFERENCE	0- 0	12- 2	11- 1				
7- 1	0- 0	0- 0	HOME	0- 0	7- 1	6- 1				
5- 1	0- 0	0- 0	AWAY	0- 0	5- 1	5- 0				
0- 0	0- 0	0- 0	NEUTRAL	0- 0	0- 0	0- 0				

RPI 1-25				RPI 26-50				RPI 51-100				RPI 101+ Team's RPI: 123			
RPI	S	Opponent	Score	RPI	S	Opponent	Score	RPI	S	Opponent	Score	RPI	S	Opponent	Score
				44	A	Gonzaga	74 97	63	A	Toledo	66 74	126	A	Cincinnati	77 73
								70	A	Duquesne	68 87	130	A	Robert Morris	62 63
												130	H	Robert Morris	68 47
												145	A	Boise St.	59 87
												151	H	William & Mary	86 92
												170	H	Youngstown St.	79 65
												213	A	Columbia	81 94
												214	N	Southeast Mo. St.	50 82
												266	A	St. Francis Brooklyn	94 71
												266	H	St. Francis Brooklyn	90 75
												268	A	Fairleigh Dickinson	80 56
												268	H	Fairleigh Dickinson	80 61
												269	A	Sacred Heart	89 48
												269	H	Sacred Heart	68 69
												281	N	Old Dominion	79 68
												285	A	LIU Brooklyn	85 54
												285	H	LIU Brooklyn	101 71
												286	H	Bryant	87 69
												287	H	Mt. St. Mary's	92 88
												296	H	Central Conn. St.	87 59
												317	A	Portland	106 101
												334	A	Wagner	79 76
-----															
LAST 12 Division I GAMES:															
				268	H	Fairleigh Dickinson	80 61	296	H	Central Conn. St.	87 59				
				269	H	Sacred Heart	68 69	334	A	Wagner	79 76				
				285	A	LIU Brooklyn	85 54	287	H	Mt. St. Mary's	92 88				
				266	A	St. Francis Brooklyn	94 71	130	A	Robert Morris	62 63				
				130	H	Robert Morris	68 47	285	H	LIU Brooklyn	101 71				
				286	H	Bryant	87 69	266	H	St. Francis Brooklyn	90 75				

Non-Div I Games: Seton Hill 103 71

Saint Francis (PA)



Average RPI Win:	228	WON-LOST	WINNING	LAST 10	STRENGTH OF	OPP. STRENGTH	TEAM	ADJ.	CONF.	ADJ CONF.
Average RPI Loss:	117	RECORD	PCT. RANK	GAMES	SCHEDULE	OF SCHEDULE	RPI	RPI	RPI	RPI
DIV. I ONLY	14- 13	166	5- 5	180	150	164	164	12	12	
DIV. I NON-CONF.	5- 7	212	0- 0	153	184	172	172	10	10	
-----										
TOTALS	RPI 1-25	RPI 26-50	W-L RECORDS	RPI 51-100	RPI 101-999	RPI 201+				
14- 13	0- 1	0- 2	OVERALL	2- 4	12- 6	10- 2				
6- 6	0- 0	0- 1	HOME	0- 4	6- 1	6- 0				
8- 6	0- 1	0- 0	AWAY	2- 0	6- 5	4- 2				
0- 1	0- 0	0- 1	NEUTRAL	0- 0	0- 0	0- 0				
5- 7	0- 1	0- 1	NON-CONFERENCE	1- 2	4- 3	3- 1				
2- 2	0- 0	0- 0	HOME	0- 2	2- 0	2- 0				
3- 4	0- 1	0- 0	AWAY	1- 0	2- 3	1- 1				
0- 1	0- 0	0- 1	NEUTRAL	0- 0	0- 0	0- 0				
9- 6	0- 0	0- 1	CONFERENCE	1- 2	8- 3	7- 1				
4- 4	0- 0	0- 1	HOME	0- 2	4- 1	4- 0				
5- 2	0- 0	0- 0	AWAY	1- 0	4- 2	3- 1				
0- 0	0- 0	0- 0	NEUTRAL	0- 0	0- 0	0- 0				

RPI 1-25				RPI 26-50				RPI 51-100				RPI 101+				Team's RPI: 164
RPI	S	Opponent	Score	RPI	S	Opponent	Score	RPI	S	Opponent	Score	RPI	S	Opponent	Score	
23	A	Villanova	44 79	31	H	Dayton	59 65	53	H	Drexel	58 65	102	H	George Mason	57 65	
				36	N	Princeton	54 63	70	A	Duquesne	69 50	106	A	Bucknell	77 53	
								70	H	Duquesne	42 61	131	A	Saint Louis	73 96	
								72	A	James Madison	73 66	162	A	Florida	51 71	
								74	H	Penn	50 57	171	A	Davidson	64 62	
								88	H	George Washington	46 49	192	A	Temple	66 69	
												212	H	Richmond	81 72	
												242	A	La Salle	75 64	
												242	H	La Salle	70 49	
												248	A	Niagara	93 69	
												250	A	St. Bonaventure	70 64	
												270	A	Massachusetts	84 79	
												271	A	Towson	66 90	
												282	A	VCU	54 56	
												282	H	VCU	79 41	
												328	H	Rhode Island	64 46	
												347	H	Eastern Ill.	80 62	
												348	H	Saint Peter's	87 58	
-----																
LAST 12 Division I GAMES:																
				88	H	George Washington	46 49	282	A	VCU	54 56					
				242	H	La Salle	70 49	242	A	La Salle	75 64					
				171	A	Davidson	64 62	70	H	Duquesne	42 61					
				70	A	Duquesne	69 50	131	A	Saint Louis	73 96					
				328	H	Rhode Island	64 46	270	A	Massachusetts	84 79					
				102	H	George Mason	57 65	212	H	Richmond	81 72					

Non-Div I Games:

Saint Joseph's



Average RPI Win:	186	WON-LOST	WINNING	LAST 10	STRENGTH OF	OPP. STRENGTH	TEAM	ADJ.	CONF.	ADJ CONF.
Average RPI Loss:	104	RECORD	PCT. RANK	GAMES	SCHEDULE	OF SCHEDULE	RPI	RPI	RPI	RPI
DIV. I ONLY	14- 14	171	5- 5	128	94	131	131	12	12	
DIV. I NON-CONF.	6- 7	184	0- 0	131	22	148	148	10	10	
-----										
TOTALS	RPI 1-25	RPI 26-50	W-L RECORDS	RPI 51-100	RPI 101-999	RPI 201+				
14- 14	0- 1	0- 3	OVERALL	2- 4	12- 6	6- 2				
8- 4	0- 0	0- 0	HOME	1- 2	7- 2	3- 0				
4- 9	0- 0	0- 2	AWAY	1- 1	3- 1	3- 0				
2- 1	0- 0	0- 1	NEUTRAL	0- 0	2- 0	0- 0				
6- 7	0- 1	0- 2	NON-CONFERENCE	0- 1	6- 3	2- 0				
3- 2	0- 0	0- 0	HOME	0- 0	3- 2	1- 0				
1- 4	0- 1	0- 1	AWAY	0- 1	1- 1	1- 0				
2- 1	0- 0	0- 1	NEUTRAL	0- 0	2- 0	0- 0				
8- 7	0- 0	0- 1	CONFERENCE	2- 3	6- 3	4- 2				
5- 2	0- 0	0- 0	HOME	1- 2	4- 0	2- 0				
3- 5	0- 0	0- 1	AWAY	1- 1	2- 3	2- 2				
0- 0	0- 0	0- 0	NEUTRAL	0- 0	0- 0	0- 0				

RPI 1-25				RPI 26-50				RPI 51-100				RPI 101+ Team's RPI: 131			
RPI	S	Opponent	Score	RPI	S	Opponent	Score	RPI	S	Opponent	Score	RPI	S	Opponent	Score
17	A	Missouri	58 70	27	N	LSU	59 71	60	A	Fordham	63 66	102	A	George Mason	72 81
				28	A	DePaul	78 86	60	H	Fordham	91 85	103	H	Little Rock	48 45
				31	A	Dayton	76 101	70	H	Duquesne	66 76	107	N	Cleveland St.	80 64
								88	A	George Washington	72 69	133	H	Vanderbilt	69 74
								88	H	George Washington	58 71	141	A	SIUE	72 79
								98	A	Washington St.	63 85	143	H	Loyola Marymount	60 62
												156	N	Ole Miss	79 64
												164	H	Saint Joseph's	96 73
												171	H	Davidson	88 72
												177	H	Tulsa	77 66
												212	A	Richmond	79 61
												242	A	La Salle	76 87
												250	H	St. Bonaventure	78 55
												260	H	Lipscomb	101 57
												264	A	Indiana St.	60 59
												270	H	Massachusetts	64 63
												282	A	VCU	84 88
												328	A	Rhode Island	70 66
-----															
LAST 12 Division I GAMES:															
282	A	VCU	84 88	60	H	Fordham	91 85	88	H	George Washington	72 69	102	A	George Mason	72 81
88	H	George Washington	58 71	88	A	George Washington	72 69	164	H	Saint Joseph's	96 73	270	H	Massachusetts	64 63
70	H	Duquesne	66 76	102	A	George Mason	72 81	31	A	Dayton	76 101				
328	A	Rhode Island	70 66												
242	A	La Salle	76 87												
171	H	Davidson	88 72												

Non-Div I Games:

Saint Louis



Average RPI Win:	172	WON-LOST	WINNING	LAST 10	STRENGTH OF	OPP. STRENGTH	TEAM	ADJ.	CONF.	ADJ CONF.
Average RPI Loss:	116	RECORD	PCT. RANK	GAMES	SCHEDULE	OF SCHEDULE	RPI	RPI	RPI	RPI
DIV. I ONLY	19- 9	73	7- 3	100	104	76	76	14	14	
DIV. I NON-CONF.	7- 4	102	0- 0	51	37	51	51	12	12	
-----										
TOTALS	RPI 1-25	RPI 26-50	W-L RECORDS	RPI 51-100	RPI 101-999	RPI 201+				
19- 9	0- 0	1- 3	OVERALL	2- 2	16- 4	4- 1				
11- 3	0- 0	0- 1	HOME	2- 1	9- 1	3- 0				
6- 6	0- 0	1- 2	AWAY	0- 1	5- 3	1- 1				
2- 0	0- 0	0- 0	NEUTRAL	0- 0	2- 0	0- 0				
7- 4	0- 0	0- 2	NON-CONFERENCE	2- 2	5- 0	0- 0				
4- 1	0- 0	0- 0	HOME	2- 1	2- 0	0- 0				
1- 3	0- 0	0- 2	AWAY	0- 1	1- 0	0- 0				
2- 0	0- 0	0- 0	NEUTRAL	0- 0	2- 0	0- 0				
12- 5	0- 0	1- 1	CONFERENCE	0- 0	11- 4	4- 1				
7- 2	0- 0	0- 1	HOME	0- 0	7- 1	3- 0				
5- 3	0- 0	1- 0	AWAY	0- 0	4- 3	1- 1				
0- 0	0- 0	0- 0	NEUTRAL	0- 0	0- 0	0- 0				

RPI 1-25				RPI 26-50				RPI 51-100				Team's RPI : 76				RPI 101+			
RPI	S	Opponent	Score	RPI	S	Opponent	Score	RPI	S	Opponent	Score	RPI	S	Opponent	Score	RPI	S	Opponent	Score
				37	A	Cal i forn i a	80 87	51	H	I nd i a n a	88 82	143	A	Loyol a Marymount	57 69				
				43	A	Purdue	60 70	66	H	UC Dav i s	50 74	143	H	Loyol a Marymount	65 75				
				44	A	Gonzaga	72 56	98	H	Washington St.	81 75	144	A	San Franci sco	73 59				
				44	H	Gonzaga	65 73	99	A	Utah	63 74	144	H	San Franci sco	72 64				
Team's RPI : 76																			

Non-Div I Games:

Saint Mary's (CA)



Average RPI Win:	247	WON-LOST	WINNING	LAST 10	STRENGTH OF	OPP. STRENGTH	TEAM	ADJ.	CONF.	ADJ CONF.
Average RPI Loss:	242	RECORD	PCT. RANK	GAMES	SCHEDULE	OF SCHEDULE	RPI	RPI	RPI	RPI
DIV. I ONLY	4- 23	328	1- 9	344	330	348	348	28	28	
DIV. I NON-CONF.	3- 8	268	0- 0	308	339	314	314	25	25	
-----										
TOTALS	RPI 1-25	RPI 26-50	W-L RECORDS	RPI 51-100	RPI 101-999	RPI 201+				
4- 23	0- 0	0- 1	OVERALL	0- 0	4- 22	3- 17				
2- 10	0- 0	0- 0	HOME	0- 0	2- 10	2- 7				
1- 13	0- 0	0- 1	AWAY	0- 0	1- 11	1- 9				
1- 0	0- 0	0- 0	NEUTRAL	0- 0	1- 0	0- 0				
3- 8	0- 0	0- 0	NON-CONFERENCE	0- 0	3- 8	2- 5				
1- 3	0- 0	0- 0	HOME	0- 0	1- 3	1- 2				
1- 5	0- 0	0- 0	AWAY	0- 0	1- 5	1- 3				
1- 0	0- 0	0- 0	NEUTRAL	0- 0	1- 0	0- 0				
1- 15	0- 0	0- 1	CONFERENCE	0- 0	1- 14	1- 12				
1- 7	0- 0	0- 0	HOME	0- 0	1- 7	1- 5				
0- 8	0- 0	0- 1	AWAY	0- 0	0- 7	0- 7				
0- 0	0- 0	0- 0	NEUTRAL	0- 0	0- 0	0- 0				

RPI 1-25				RPI 26-50				RPI 51-100				RPI 101+ Team's RPI: 348			
RPI	S	Opponent	Score	RPI	S	Opponent	Score	RPI	S	Opponent	Score	RPI	S	Opponent	Score
				41	A	Quinnipiac	39 86					104	A	Seton Hall	49 91
												119	H	Yale	49 70
												128	N	Delaware	90 87
												160	H	Marist	53 86
												164	A	Saint Joseph's	58 87
												196	H	Siena	59 62
												221	H	Lafayette	64 61
												248	A	Niagara	54 64
												248	H	Niagara	52 87
												253	A	Fairfield	41 62
												253	H	Fairfield	40 62
												257	A	Manhattan	64 76
												266	H	St. Francis Brooklyn	49 64
												268	A	Fairleigh Dickinson	59 69
												270	A	Massachusetts	65 81
												275	A	Rider	52 62
												275	H	Rider	52 57
												284	A	Canisius	49 52
												284	H	Canisius	53 66
												285	A	LIU Brooklyn	46 57
												305	A	Monmouth	44 51
												305	H	Monmouth	67 47
												335	A	NJIT	59 52
												336	A	Iona	42 52
												336	H	Iona	31 55
												344	H	UMass Lowell	60 66
-----															
LAST 12 Division I GAMES:															
				253	H	Fairfield	40 62	336	A	Iona	42 52				
				336	H	Iona	31 55	305	H	Monmouth	67 47				
				275	A	Rider	52 62	248	H	Niagara	52 87				
				284	A	Canisius	49 52	284	H	Canisius	53 66				
				248	A	Niagara	54 64	253	A	Fairfield	41 62				
				196	H	Siena	59 62	41	A	Quinnipiac	39 86				

Non-Div I Games:

Saint Peter's



Average RPI Win:	299	WON-LOST	WINNING	LAST 10	STRENGTH OF	OPP. STRENGTH	TEAM	ADJ.	CONF.	ADJ CONF.
Average RPI Loss:	200	RECORD	PCT. RANK	GAMES	SCHEDULE	OF SCHEDULE	RPI	RPI	RPI	RPI
DIV. I ONLY	2- 21	339	1- 9	234	339	339	339	26	26	
DIV. I NON-CONF.	1- 6	306	0- 0	60	342	274	274	26	26	
-----										
TOTALS	RPI 1-25	RPI 26-50	W-L RECORDS	RPI 51-100	RPI 101-999	RPI 201+				
2- 21	0- 0	0- 1	OVERALL	0- 1	2- 19	2- 13				
1- 10	0- 0	0- 0	HOME	0- 1	1- 9	1- 7				
1- 11	0- 0	0- 0	AWAY	0- 0	1- 2	1- 2				
0- 0	0- 0	0- 0	NEUTRAL	0- 0	0- 0	0- 0				
1- 6	0- 0	0- 1	NON-CONFERENCE	0- 1	1- 4	1- 2				
1- 3	0- 0	0- 0	HOME	0- 1	1- 2	1- 1				
0- 3	0- 0	0- 1	AWAY	0- 0	0- 2	0- 1				
0- 0	0- 0	0- 0	NEUTRAL	0- 0	0- 0	0- 0				
1- 15	0- 0	0- 0	CONFERENCE	0- 0	1- 15	1- 11				
0- 7	0- 0	0- 0	HOME	0- 0	0- 7	0- 6				
1- 8	0- 0	0- 0	AWAY	0- 0	1- 8	1- 5				
0- 0	0- 0	0- 0	NEUTRAL	0- 0	0- 0	0- 0				

RPI 1-25				RPI 26-50				RPI 51-100				RPI 101+ Team's RPI: 339			
RPI	S	Opponent	Score	RPI	S	Opponent	Score	RPI	S	Opponent	Score	RPI	S	Opponent	Score
				27	A	LSU	58 71	93	H	Rice	50 79	109	A	SFA	53 75
												115	A	Lamar University	44 91
												115	H	Lamar University	44 68
												122	A	Arkansas	54 65
												125	A	Central Ark.	44 69
												136	H	Texas St.	41 73
												203	A	Southern Miss.	38 58
												224	A	A&M-Corpus Christi	48 62
												224	H	A&M-Corpus Christi	57 67
												225	A	Abilene Christian	65 83
												225	H	Abilene Christian	72 75
												227	A	New Orleans	50 77
												238	H	Nicholls St.	65 70
												241	H	Texas Southern	58 77
												279	H	McNeese	63 66
												290	A	Southeastern La.	57 52
												302	H	Incarinate Word	49 56
												308	H	Jackson St.	74 68
												322	A	Houston Baptist	62 65
												322	H	Houston Baptist	61 69
												331	A	Northwestern St.	60 63
LAST 12 Division I GAMES:															
				227	A	New Orleans	50 77	279	H	McNeese	63 66				
				322	A	Houston Baptist	62 65	109	A	SFA	53 75				
				238	H	Nicholls St.	65 70	290	A	Southeastern La.	57 52				
				115	H	Lamar University	44 68	115	A	Lamar University	44 91				
				224	A	A&M-Corpus Christi	48 62	331	A	Northwestern St.	60 63				
				225	H	Abilene Christian	72 75	322	H	Houston Baptist	61 69				

Non-Div I Games: Wiley 80 41 St. Thomas Houston 68 66

Sam Houston St.



Average RPI Win: 227

Average RPI Loss: 110

WON-LOST  
RECORDWINNING  
PCT. RANKLAST 10  
GAMESSTRENGTH OF  
SCHEDULEOPP. STRENGTH  
OF SCHEDULETEAM  
RPIADJ.  
RPICONF.  
RPIADJ CONF.  
RPIDIV. I ONLY  
DIV. I NON-CONF.13- 14  
7- 7188  
1706- 4  
0- 0109  
62179  
154157  
122157  
12217  
1717  
17

TOTALS

RPI 1-25

RPI 26-50

W-L RECORDS

RPI 51-100

RPI 101-999

RPI 201+

13- 14 0- 2

10- 3 0- 0

2- 10 0- 0

1- 1 0- 0

0- 0

0- 0

0- 0

0- 0

OVERALL

HOME

AWAY

NEUTRAL

1- 4

1- 1

0- 0

0- 0

12- 8

9- 2

2- 0

1- 1

9- 1

7- 0

2- 0

0- 0

7- 7 0- 2

6- 1 0- 0

0- 5 0- 2

1- 1 0- 0

0- 0

0- 0

0- 0

0- 0

NON-CONFERENCE

HOME

AWAY

NEUTRAL

1- 2

1- 0

0- 2

0- 0

6- 3

5- 1

0- 1

1- 1

4- 0

4- 0

0- 0

0- 0

6- 7 0- 0

4- 2 0- 0

2- 5 0- 0

0- 0 0- 0

0- 0

0- 0

0- 0

0- 0

CONFERENCE

HOME

AWAY

NEUTRAL

0- 2

0- 1

0- 1

0- 0

6- 5

4- 1

2- 4

0- 0

5- 1

3- 0

2- 1

0- 0

RPI 1-25

RPI 26-50

RPI 51-100

RPI 101+

Team's RPI: 157

RPI	S	Opponent	Score
7	A	Florida St.	62 87
18	A	Iowa	59 80

RPI	S	Opponent	Score
-----	---	----------	-------

RPI	S	Opponent	Score
52	H	UCF	58 51
59	A	Mercer	45 48
59	H	Mercer	59 73
66	A	Belmont	46 83
77	A	UAB	53 77

RPI	S	Opponent	Score
112	A	Chattanooga	58 68
120	A	ETSU	48 76
120	H	ETSU	52 64
122	A	Arkansas	63 84
142	H	Colorado	60 71
161	H	Troy	80 73
161	N	Troy	82 76
166	N	UTEP	33 46
175	A	Furman	41 45
175	H	Furman	62 58
203	H	Southern Miss.	61 56
207	H	Hampton	66 61
223	A	UNCG	60 53
223	H	UNCG	56 48
300	A	Wofford	46 58
300	H	Wofford	81 77
306	H	Alabama St.	58 39
309	A	Western Caro.	50 32
309	H	Western Caro.	62 54
328	H	Rhode Island	67 37

LAST 12 Division I GAMES:

120	H	ETSU	52 64	120	A	ETSU	48 76
309	A	Western Caro.	50 32	112	A	Chattanooga	58 68
223	A	UNCG	60 53	223	H	UNCG	56 48
59	A	Mercer	45 48	309	H	Western Caro.	62 54
175	H	Furman	62 58	59	H	Mercer	59 73
300	H	Wofford	81 77	300	A	Wofford	46 58

Non-Div I Games:

AUM

59 46

Samford



Average RPI Win: 217

Average RPI Loss: 157

WON-LOST  
RECORDWINNING  
PCT. RANKLAST 10  
GAMESSTRENGTH OF  
SCHEDULEOPP. STRENGTH  
OF SCHEDULETEAM  
RPIADJ.  
RPICONF.  
RPIADJ CONF.  
RPI

DIV. I ONLY	14- 13	166	4- 6	235	149	179	179	14	14
DIV. I NON-CONF.	6- 4	122	0- 0	294	198	158	158	12	12
-----									
TOTALS	RPI 1-25	RPI 26-50	W-L RECORDS	RPI 51-100	RPI 101-999	RPI 201+			
14- 13	0- 0	1- 3	OVERALL	0- 2	13- 8	7- 5			
8- 4	0- 0	1- 1	HOME	0- 1	7- 2	6- 0			
5- 9	0- 0	0- 2	AWAY	0- 1	5- 6	1- 5			
1- 0	0- 0	0- 0	NEUTRAL	0- 0	1- 0	0- 0			
6- 4	0- 0	1- 1	NON-CONFERENCE	0- 0	5- 3	3- 3			
4- 0	0- 0	1- 0	HOME	0- 0	3- 0	3- 0			
1- 4	0- 0	0- 1	AWAY	0- 0	1- 3	0- 3			
1- 0	0- 0	0- 0	NEUTRAL	0- 0	1- 0	0- 0			
8- 9	0- 0	0- 2	CONFERENCE	0- 2	8- 5	4- 2			
4- 4	0- 0	0- 1	HOME	0- 1	4- 2	3- 0			
4- 5	0- 0	0- 1	AWAY	0- 1	4- 3	1- 2			
0- 0	0- 0	0- 0	NEUTRAL	0- 0	0- 0	0- 0			

RPI 1-25				RPI 26-50				RPI 51-100				RPI 101+ Team's RPI: 179			
RPI	S	Opponent	Score	RPI	S	Opponent	Score	RPI	S	Opponent	Score	RPI	S	Opponent	Score
				37	A	Cal i forn i a	64 89	76	A	Sai nt Mary' s (CA)	57 66	143	A	Loyol a Marymount	60 54
				44	A	Gonzaga	54 58	76	H	Sai nt Mary' s (CA)	53 75	143	H	Loyol a Marymount	53 67
				44	H	Gonzaga	44 63					144	A	San Franci sco	60 54
				47	H	Min nesota	72 69					145	N	Boi se St.	72 52
												148	A	BYU	66 60
												148	H	BYU	70 69
												183	A	Paci fi c	60 62
												183	H	Paci fi c	68 81
												197	A	UC Santa Barbara	71 58
												232	A	Seattle U	73 80
												234	A	Pepperdi ne	62 66
												234	H	Pepperdi ne	79 53
												235	A	Hawai i	63 64
												265	A	San Diego St.	76 77
												283	A	Santa Clara	50 59
												283	H	Santa Clara	51 40
												297	H	UTSA	78 69
												303	H	Long Beach St.	74 40
												317	A	Portl and	75 60
												317	H	Portl and	59 52
												320	H	Southern Utah	72 59
LAST 12 Division I GAMES:															
				44	A	Gonzaga	54 58	44	H	Gonzaga	44 63				
				148	A	BYU	66 60	143	H	Loyol a Marymount	53 67				
				183	A	Paci fi c	60 62	283	A	Santa Clara	50 59				
				283	H	Santa Clara	51 40	148	H	BYU	70 69				
				234	H	Pepperdi ne	79 53	317	A	Portl and	75 60				
				76	A	Sai nt Mary' s (CA)	57 66	143	A	Loyol a Marymount	60 54				

Non-Div I Games: San Diego Christian 82 53

San Diego



Average RPI Win: 209

Average RPI Loss: 163

WON-LOST  
RECORDWINNING  
PCT. RANKLAST 10  
GAMESSTRENGTH OF  
SCHEDULEOPP. STRENGTH  
OF SCHEDULETEAM  
RPIADJ.  
RPICONF.  
RPIADJ CONF.  
RPI

DIV. I ONLY	9- 16	245	2- 8	209	153	265	265	16	16
DIV. I NON-CONF.	5- 5	170	0- 0	270	275	245	245	14	14
<hr/>									
TOTALS	RPI 1-25	RPI 26-50	W-L RECORDS	RPI 51-100	RPI 101-999	RPI 201+			
9- 16	0- 0	0- 1	OVERALL	2- 3	7- 12	6- 4			
7- 7	0- 0	0- 0	HOME	2- 1	5- 6	4- 2			
2- 7	0- 0	0- 0	AWAY	0- 2	2- 5	2- 2			
0- 2	0- 0	0- 1	NEUTRAL	0- 0	0- 1	0- 0			
5- 5	0- 0	0- 1	NON-CONFERENCE	0- 0	5- 4	4- 1			
4- 2	0- 0	0- 0	HOME	0- 0	4- 2	3- 1			
1- 1	0- 0	0- 0	AWAY	0- 0	1- 1	1- 0			
0- 2	0- 0	0- 1	NEUTRAL	0- 0	0- 1	0- 0			
4- 11	0- 0	0- 0	CONFERENCE	2- 3	2- 8	2- 3			
3- 5	0- 0	0- 0	HOME	2- 1	1- 4	1- 1			
1- 6	0- 0	0- 0	AWAY	0- 2	1- 4	1- 2			
0- 0	0- 0	0- 0	NEUTRAL	0- 0	0- 0	0- 0			

RPI 1-25				RPI 26-50				RPI 51-100				RPI 101+ Team's RPI: 265			
RPI	S	Opponent	Score	RPI	S	Opponent	Score	RPI	S	Opponent	Score	RPI	S	Opponent	Score
				26	N	Central Mich.	76 85	65	A	Wyoming	50 70	117	N	Tulane	46 80
								65	H	Wyoming	68 62	124	A	Colorado St.	43 72
								83	A	UNLV	67 73	124	H	Colorado St.	63 65
								83	H	UNLV	64 75	134	A	Fresno St.	53 64
								94	H	New Mexico	97 89	134	H	Fresno St.	60 66
												145	H	Boise St.	70 86
												179	H	San Diego	77 76
												195	H	UC Irvine	65 67
												197	A	UC Santa Barbara	64 77
												216	H	CSUN	58 55
												219	H	Nevada	75 72
												246	A	San Jose St.	75 65
												256	H	Presbyterian	77 50
												280	A	Arizona	78 67
												283	H	Santa Clara	34 48
												298	A	Air Force	51 61
												298	H	Air Force	48 56
												299	A	Utah St.	58 62
												324	H	Cal St. Fullerton	59 58
<hr/>															
LAST 12 Division I GAMES:															
				298	H	Air Force	48 56	83	H	UNLV	64 75				
				83	A	UNLV	67 73	124	A	Colorado St.	43 72				
				65	A	Wyoming	50 70	94	H	New Mexico	97 89				
				219	H	Nevada	75 72	134	A	Fresno St.	53 64				
				134	H	Fresno St.	60 66	145	H	Boise St.	70 86				
				298	A	Air Force	51 61	246	A	San Jose St.	75 65				

Non-Div I Games: Hope Int'l 92 68

San Diego St.



Average RPI Win:	217	WON-LOST	WINNING	LAST 10	STRENGTH OF	OPP. STRENGTH	TEAM	ADJ.	CONF.	ADJ CONF.
Average RPI Loss:	105	RECORD	PCT. RANK	GAMES	SCHEDULE	OF SCHEDULE	RPI	RPI	RPI	RPI
DIV. I ONLY	14- 14	171	5- 5	124	123	144	144	14	14	
DIV. I NON-CONF.	5- 6	187	0- 0	77	98	136	136	12	12	
-----										
TOTALS	RPI 1-25	RPI 26-50	W-L RECORDS	RPI 51-100	RPI 101-999	RPI 201+				
14- 14	0- 1	0- 3	OVERALL	0- 4	14- 6	7- 1				
9- 5	0- 1	0- 1	HOME	0- 2	9- 1	4- 0				
4- 9	0- 0	0- 2	AWAY	0- 2	4- 5	3- 1				
1- 0	0- 0	0- 0	NEUTRAL	0- 0	1- 0	0- 0				
5- 6	0- 1	0- 1	NON-CONFERENCE	0- 2	5- 2	2- 0				
3- 2	0- 1	0- 0	HOME	0- 1	3- 0	1- 0				
1- 4	0- 0	0- 1	AWAY	0- 1	1- 2	1- 0				
1- 0	0- 0	0- 0	NEUTRAL	0- 0	1- 0	0- 0				
9- 8	0- 0	0- 2	CONFERENCE	0- 2	9- 4	5- 1				
6- 3	0- 0	0- 1	HOME	0- 1	6- 1	3- 0				
3- 5	0- 0	0- 1	AWAY	0- 1	3- 3	2- 1				
0- 0	0- 0	0- 0	NEUTRAL	0- 0	0- 0	0- 0				

RPI 1-25				RPI 26-50				RPI 51-100				RPI 101+ Team's RPI: 144			
RPI	S	Opponent	Score	RPI	S	Opponent	Score	RPI	S	Opponent	Score	RPI	S	Opponent	Score
13	H	Stanford	66 86	35	A	Northern Colo.	60 73	66	A	UC Davis	55 72	130	N	Robert Morris	57 45
				44	A	Gonzaga	47 74	76	A	Saint Mary's (CA)	64 72	134	H	Fresno St.	70 62
				44	H	Gonzaga	57 81	76	H	Saint Mary's (CA)	59 73	143	A	Loyola Marymount	60 65
								98	H	Washington St.	70 74	143	H	Loyola Marymount	78 60
												146	A	Cal Poly	83 88
												146	H	Cal Poly	83 71
												148	A	BYU	66 70
												148	H	BYU	76 73
												169	A	UT Arlington	54 56
												179	H	San Diego	54 60
												183	A	Pacific	81 71
												183	H	Pacific	80 78
												234	A	Pepperdine	92 95
												234	H	Pepperdine	68 67
												246	A	San Jose St.	87 81
												283	A	Santa Clara	58 54
												283	H	Santa Clara	64 47
												288	H	Sacramento St.	90 76
												317	A	Portland	76 63
												317	H	Portland	84 75
-----															
LAST 12 Division I GAMES:															
183	H	Pacific	80 78	76	H	Saint Mary's (CA)	59 73								
143	A	Loyola Marymount	60 65	44	H	Gonzaga	57 81								
76	A	Saint Mary's (CA)	64 72	183	A	Pacific	81 71								
148	H	BYU	76 73	234	A	Pepperdine	92 95								
317	A	Portland	76 63	283	A	Santa Clara	58 54								
283	H	Santa Clara	64 47	44	A	Gonzaga	47 74								

Non-Div I Games:

San Francisco



Average RPI Win:	232	WON-LOST	WINNING	LAST 10	STRENGTH OF	OPP. STRENGTH	TEAM	ADJ.	CONF.	ADJ CONF.
Average RPI Loss:	126	RECORD	PCT. RANK	GAMES	SCHEDULE	OF SCHEDULE	RPI	RPI	RPI	RPI
DIV. I ONLY	6- 19	302	2- 8	83	140	246	246	16	16	
DIV. I NON-CONF.	2- 8	290	0- 0	82	170	242	242	14	14	
-----										
TOTALS	RPI 1-25	RPI 26-50	W-L RECORDS	RPI 51-100	RPI 101-999	RPI 201+				
6- 19	0- 1	0- 1	OVERALL	1- 6	5- 11	4- 4				
4- 9	0- 0	0- 0	HOME	1- 3	3- 6	2- 2				
2- 9	0- 1	0- 1	AWAY	0- 3	2- 4	2- 1				
0- 1	0- 0	0- 0	NEUTRAL	0- 0	0- 1	0- 1				
2- 8	0- 1	0- 1	NON-CONFERENCE	0- 1	2- 5	1- 2				
1- 4	0- 0	0- 0	HOME	0- 1	1- 3	0- 1				
1- 3	0- 1	0- 1	AWAY	0- 0	1- 1	1- 0				
0- 1	0- 0	0- 0	NEUTRAL	0- 0	0- 1	0- 1				
4- 11	0- 0	0- 0	CONFERENCE	1- 5	3- 6	3- 2				
3- 5	0- 0	0- 0	HOME	1- 2	2- 3	2- 1				
1- 6	0- 0	0- 0	AWAY	0- 3	1- 3	1- 1				
0- 0	0- 0	0- 0	NEUTRAL	0- 0	0- 0	0- 0				

RPI 1-25				RPI 26-50				RPI 51-100				RPI 101+ Team's RPI: 246			
RPI	S	Opponent	Score	RPI	S	Opponent	Score	RPI	S	Opponent	Score	RPI	S	Opponent	Score
9	A	UCLA	69 129	38	A	Oregon St.	62 110	62	H	Nebraska	55 81	124	A	Colorado St.	48 63
								65	A	Wyomi ng	46 58	124	H	Colorado St.	66 73
								65	H	Wyomi ng	64 66	132	H	Portland St.	78 90
								83	A	UNLV	60 79	134	A	Fresno St.	71 81
								83	H	UNLV	53 80	144	H	San Franci sco	81 87
								94	A	New Mexi co	62 92	145	H	Boise St.	80 112
								94	H	New Mexi co	95 86	183	A	Paci fi c	97 106
												201	H	CSU Bakersfi el d	67 57
												207	N	Hampton	73 81
												216	H	CSUN	59 76
												219	A	Nevada	63 91
												219	H	Nevada	57 54
												265	H	San Diego St.	65 75
												283	A	Santa Clara	71 66
												298	A	Air Force	75 74
												299	H	Utah St.	79 66
-----															
LAST 12 Division I GAMES:															
219	H	Nevada	57 54	65	A	Wyomi ng	46 58	145	H	Boise St.	80 112	219	A	Nevada	63 91
65	H	Wyomi ng	64 66	298	A	Air Force	75 74	265	H	San Diego St.	65 75	94	A	New Mexico	62 92
134	A	Fresno St.	71 81	94	H	UNLV	53 80	94	H	New Mexico	95 86				
124	H	Colorado St.	66 73												

Non-Div I Games: Southern Ore. 89 87

San Jose St.



Average RPI Win: 252		WON-LOST	WINNING	LAST 10	STRENGTH OF		OPP. STRENGTH	TEAM	ADJ.	CONF.	ADJ CONF.
Loss: 155		RECORD	PCT. RANK	GAMES	SCHEDULE		OF SCHEDULE	RPI	RPI	RPI	RPI
DIV. I ONLY		8- 19	273	4- 6	255		139	283	283	14	14
DIV. I NON-CONF.		3- 7	254	0- 0	323		174	305	305	12	12
TOTALS		RPI 1-25	RPI 26-50	W-L RECORDS		RPI 51-100	RPI 101-999	RPI 201+			
8- 19	0- 0		0- 4	OVERALL		0- 1	8- 14	5- 5			
5- 8	0- 0		0- 3	HOME		0- 0	5- 5	2- 2			
3- 11	0- 0		0- 0	AWAY		0- 0	3- 0	3- 0			
0- 0	0- 0		0- 0	NEUTRAL		0- 0	0- 0	0- 0			
3- 7	0- 0		0- 2	NON-CONFERENCE		0- 0	3- 5	2- 4			
1- 4	0- 0		0- 2	HOME		0- 0	1- 2	0- 2			
2- 3	0- 0		0- 0	AWAY		0- 0	2- 3	2- 2			
0- 0	0- 0		0- 0	NEUTRAL		0- 0	0- 0	0- 0			
5- 12	0- 0		0- 2	CONFERENCE		0- 1	5- 9	3- 1			
4- 4	0- 0		0- 1	HOME		0- 0	4- 3	2- 0			
1- 8	0- 0		0- 1	AWAY		0- 1	1- 6	1- 1			
0- 0	0- 0		0- 0	NEUTRAL		0- 0	0- 0	0- 0			

RPI 1-25				RPI 26-50				RPI 51-100				RPI 101+				Team's RPI: 283	
RPI	S	Opponent	Score	RPI	S	Opponent	Score	RPI	S	Opponent	Score	RPI	S	Opponent	Score		
				37	H	Cal i forn i a	41 79	76	A	Sai nt Mary' s (CA)	46 59	143	A	Loyol a Marymount	45 64		
				44	A	Gonzaga	44 71					143	H	Loyol a Marymount	51 65		
				44	H	Gonzaga	51 63					144	A	San Franci sco	47 64		
				48	H	Southern Cal i forn i a	43 64					144	H	San Franci sco	54 58		
												148	A	BYU	47 65		
												148	H	BYU	34 55		
												179	A	San Di ego	40 51		
												179	H	San Di ego	59 50		
												183	A	Paci fi c	37 55		
												183	H	Paci fi c	57 55		
												187	A	Northwestern	47 57		
												197	H	UC Santa Barbara	68 63		
												219	A	Nevada	41 52		
												234	A	Pepperdi ne	55 56		
												234	H	Pepperdi ne	54 50		
												246	H	San Jose St.	66 71		
												255	A	Grand Canyon	38 39		
												265	A	San Diego St.	48 34		
												317	A	Portl and	50 43		
												317	H	Portl and	67 57		
												324	H	Cal St. Fullerton	69 73		
												327	A	Ill . -Chi cago	45 36		
LAST 12 Division I GAMES:																	
				143	A	Loyol a Marymount	45 64					183	A	Paci fi c	37 55		
				183	H	Paci fi c	57 55					234	H	Pepperdi ne	54 50		
				317	H	Portl and	67 57					179	H	San Di ego	59 50		
				179	A	San Di ego	40 51					44	A	Gonzaga	44 71		
				148	H	BYU	34 55					144	H	San Franci sco	54 58		
				144	A	San Franci sco	47 64					148	A	BYU	47 65		

Non-Div I Games:	Menlo	104	61
------------------	-------	-----	----

Santa Clara

■ Loss, ■ Non-Conf, S Site, H Home A Away N Neutral



Average RPI Win:	334	WON-LOST	WINNING	LAST 10	STRENGTH OF	OPP. STRENGTH	TEAM	ADJ.	CONF.	ADJ CONF.
Average RPI Loss:	213	RECORD	PCT. RANK	GAMES	SCHEDULE	OF SCHEDULE	RPI	RPI	RPI	RPI
DIV. I ONLY	2- 21	339	1- 8	304	307	343	343	30	30	
DIV. I NON-CONF.	1- 9	318	0- 0	248	125	307	307	30	30	
-----										
TOTALS	RPI 1-25	RPI 26-50	W-L RECORDS	RPI 51-100	RPI 101-999	RPI 201+				
2- 21	0- 1	0- 1	OVERALL	0- 1	2- 18	2- 15				
0- 7	0- 0	0- 0	HOME	0- 0	0- 7	0- 7				
2- 11	0- 1	0- 1	AWAY	0- 1	2- 8	2- 6				
0- 3	0- 0	0- 0	NEUTRAL	0- 0	0- 3	0- 2				
1- 9	0- 1	0- 1	NON-CONFERENCE	0- 1	1- 6	1- 3				
0- 0	0- 0	0- 0	HOME	0- 0	0- 0	0- 0				
1- 6	0- 1	0- 1	AWAY	0- 1	1- 3	1- 1				
0- 3	0- 0	0- 0	NEUTRAL	0- 0	0- 3	0- 2				
1- 12	0- 0	0- 0	CONFERENCE	0- 0	1- 12	1- 12				
0- 7	0- 0	0- 0	HOME	0- 0	0- 7	0- 7				
1- 5	0- 0	0- 0	AWAY	0- 0	1- 5	1- 5				
0- 0	0- 0	0- 0	NEUTRAL	0- 0	0- 0	0- 0				

RPI 1-25				RPI 26-50				RPI 51-100				RPI 101+				Team's RPI: 343
RPI	S	Opponent	Score	RPI	S	Opponent	Score	RPI	S	Opponent	Score	RPI	S	Opponent	Score	
14	A	South Carolina	38 99	38	A	Oregon St.	36 84	100	A	Jacksonville	46 74	162	N	Florida	40 90	
												185	A	East Carolina	37 103	
												190	A	Wisconsin	24 82	
												206	H	N. C. A&T	44 69	
												207	A	Hampton	41 88	
												207	H	Hampton	53 81	
												208	N	Providence	48 78	
												211	A	Norfolk St.	51 83	
												211	H	Norfolk St.	58 78	
												212	N	Richmond	63 100	
												259	A	Morgan St.	67 73	
												259	H	Morgan St.	41 70	
												263	H	Howard	59 87	
												274	H	UMES	56 68	
												306	A	Alabama St.	61 81	
												311	A	Coppin St.	57 66	
												319	H	South Carolina St.	60 71	
												325	A	Ga. Southern	71 67	
												332	A	Delaware St.	79 93	
												342	A	Florida A&M	65 47	
LAST 12 Division I GAMES:																
207	A	Hampton	41 88	332	A	Delaware St.	79 93									
211	A	Norfolk St.	51 83	211	H	Norfolk St.	58 78									
206	H	N. C. A&T	44 69	207	H	Hampton	53 81									
259	H	Morgan St.	41 70	263	H	Howard	59 87									
319	H	South Carolina St.	60 71	274	H	UMES	56 68									
342	A	Florida A&M	65 47	259	A	Morgan St.	67 73									

Non-Div I Games: LaGrange 86 44 Allen 79 41

Savannah St.



Average RPI Win:	249	WON-LOST	WINNING	LAST 10	STRENGTH OF	OPP. STRENGTH	TEAM	ADJ.	CONF.	ADJ CONF.
Average RPI Loss:	195	RECORD	PCT. RANK	GAMES	SCHEDULE	OF SCHEDULE	RPI	RPI	RPI	RPI
DIV. I ONLY	13- 14	188	6- 4	278	292	232	232	31	31	
DIV. I NON-CONF.	6- 9	214	0- 0	167	213	210	210	31	31	
-----										
TOTALS	RPI 1-25	RPI 26-50	W-L RECORDS	RPI 51-100	RPI 101-999	RPI 201+				
13- 14	0- 0	0- 1	OVERALL	0- 1	13- 12	9- 7				
6- 7	0- 0	0- 0	HOME	0- 1	6- 6	4- 3				
7- 7	0- 0	0- 1	AWAY	0- 0	7- 6	5- 4				
0- 0	0- 0	0- 0	NEUTRAL	0- 0	0- 0	0- 0				
6- 9	0- 0	0- 1	NON-CONFERENCE	0- 1	6- 7	2- 3				
2- 6	0- 0	0- 0	HOME	0- 1	2- 5	0- 2				
4- 3	0- 0	0- 1	AWAY	0- 0	4- 2	2- 1				
0- 0	0- 0	0- 0	NEUTRAL	0- 0	0- 0	0- 0				
7- 5	0- 0	0- 0	CONFERENCE	0- 0	7- 5	7- 4				
4- 1	0- 0	0- 0	HOME	0- 0	4- 1	4- 1				
3- 4	0- 0	0- 0	AWAY	0- 0	3- 4	3- 3				
0- 0	0- 0	0- 0	NEUTRAL	0- 0	0- 0	0- 0				

RPI	S	Opponent	Score	RPI	S	Opponent	Score	RPI	S	Opponent	Score	RPI	S	Opponent	Score
37	A	Cal i forni a	67 87	66	H	UC Davi s	53 79	129	H	Idaho St.	69 74	132	H	Portland St.	91 77
								135	A	Idaho	68 60	179	H	San Di ego	80 73
								183	H	Paci Fi c	73 85	189	A	Washing ton	76 84
								195	H	UC Irvi ne	79 84	197	A	UC Santa Barbara	77 71
								201	A	CSU Bakersfi eld	68 75	216	A	CSUN	62 67
								219	H	Nevada	65 74	231	A	New Mexico St.	53 64
								231	H	New Mexico St.	69 59	234	A	Pepperdi ne	65 62
								235	H	Hawai i	58 73	245	A	Montana	78 64
								255	A	Grand Canyon	63 74	255	H	Grand Canyon	57 64
								277	A	UMKC	62 58	277	H	UMKC	66 62
								315	A	UTRGV	67 69	315	H	UTRGV	64 56
								315	H	UTRGV	64 56	326	A	Utah Valley	77 75
								345	A	Chi cago St.	63 56	345	H	Chi cago St.	72 60
LAST 12 Di vi si on I GAMES:															
255	H	Grand Canyon	57 64	201	A	CSU Bakersfi eld	68 75	315	H	UTRGV	64 56	231	H	New Mexico St.	69 59
231	A	New Mexico St.	53 64	315	H	UTRGV	64 56	277	A	UMKC	62 58	345	A	Chi cago St.	63 56
315	A	UTRGV	67 69	231	H	New Mexico St.	69 59	345	A	Chi cago St.	63 56	255	A	Grand Canyon	63 74
345	H	Chi cago St.	72 60	277	A	UMKC	62 58								
277	H	UMKC	66 62	345	A	Chi cago St.	63 56								
326	A	Utah Valley	77 75	255	A	Grand Canyon	63 74								

Non-Di v I Games:

Seattle U

■ Loss, 
 ■ Non-Conf, 
 ■ S Site, 
 ■ Home 
 ■ A Away 
 N Neutral



Average RPI Win:	193	WON-LOST	WINNING	LAST 10	STRENGTH OF	OPP. STRENGTH	TEAM	ADJ.	CONF.	ADJ CONF.
Average RPI Loss:	46	RECORD	PCT. RANK	GAMES	SCHEDULE	OF SCHEDULE	RPI	RPI	RPI	RPI
DIV. I ONLY	15- 12	145	5- 5	96	70	104	104	6	6	
DIV. I NON-CONF.	8- 3	65	0- 0	129	187	91	91	6	6	
-----										
TOTALS	RPI 1-25	RPI 26-50	W-L RECORDS	RPI 51-100	RPI 101-999	RPI 201+				
15- 12	0- 3	0- 6	OVERALL	2- 1	13- 2	8- 0				
11- 4	0- 2	0- 2	HOME	1- 0	10- 0	6- 0				
4- 8	0- 1	0- 4	AWAY	1- 1	3- 2	2- 0				
0- 0	0- 0	0- 0	NEUTRAL	0- 0	0- 0	0- 0				
8- 3	0- 1	0- 2	NON-CONFERENCE	1- 0	7- 0	4- 0				
6- 2	0- 1	0- 1	HOME	0- 0	6- 0	4- 0				
2- 1	0- 0	0- 1	AWAY	1- 0	1- 0	0- 0				
0- 0	0- 0	0- 0	NEUTRAL	0- 0	0- 0	0- 0				
7- 9	0- 2	0- 4	CONFERENCE	1- 1	6- 2	4- 0				
5- 2	0- 1	0- 1	HOME	1- 0	4- 0	2- 0				
2- 7	0- 1	0- 3	AWAY	0- 1	2- 2	2- 0				
0- 0	0- 0	0- 0	NEUTRAL	0- 0	0- 0	0- 0				

RPI 1-25				RPI 26-50				RPI 51-100				RPI 101+				Team's RPI: 104
RPI	S	Opponent	Score	RPI	S	Opponent	Score	RPI	S	Opponent	Score	RPI	S	Opponent	Score	
9	H	UCLA	68 77	28	A	DePaul	66 89	54	A	St. John's (NY)	56 75	105	A	Butler	48 66	
23	A	Villanova	53 59	30	A	Marquette	84 97	54	H	St. John's (NY)	62 57	105	H	Butler	75 64	
23	H	Villanova	59 67	33	A	Rutgers	45 70	95	A	Wake Forest	67 57	121	A	Georgetown	52 71	
				36	H	Princeton	83 85					121	H	Georgetown	70 65	
				42	A	Creighton	64 81					160	H	Marist	85 60	
				42	H	Creighton	51 68					178	H	Jacksonville St.	73 54	
												191	A	Boston College	73 53	
												208	A	Providence	65 56	
												208	H	Providence	65 56	
												220	A	Xavier	62 51	
												220	H	Xavier	58 53	
												253	H	Fairfield	80 61	
												266	H	St. Francis Brooklyn	84 50	
												275	H	Rider	85 49	
												348	H	Saint Peter's	91 49	
-----																
LAST 12 Division I GAMES:																
54	A	St. John's (NY)	56 75	208	A	Providence	65 56									
23	A	Villanova	53 59	54	H	St. John's (NY)	62 57									
121	A	Georgetown	52 71	121	H	Georgetown	70 65									
105	H	Butler	75 64	23	H	Villanova	59 67									
220	H	Xavier	58 53	220	A	Xavier	62 51									
42	A	Creighton	64 81	105	A	Butler	48 66									

Non-Div I Games:

Seton Hall



S  
i  
e  
n  
a

Siena				Through Games Of Feb. 22, 2018						
Average RPI Win:	273	WON-LOST	WINNING	LAST 10	STRENGTH OF	OPP. STRENGTH	TEAM	ADJ.	CONF.	ADJ CONF.
Average RPI Loss:	135	RECORD	PCT. RANK	GAMES	SCHEDULE	OF SCHEDULE	RPI	RPI	RPI	RPI
DIV. I ONLY	14- 13	166	7- 3	242	253	196	196	28	28	
DIV. I NON-CONF.	5- 6	187	0- 0	137	150	155	155	25	25	
-----										
TOTALS	RPI 1-25	RPI 26-50	W-L RECORDS	RPI 51-100	RPI 101-999	RPI 201+				
14- 13	0- 0	0- 3	OVERALL	0- 4	14- 6	13- 4				
8- 4	0- 0	0- 1	HOME	0- 2	8- 1	7- 1				
6- 9	0- 0	0- 2	AWAY	0- 2	6- 5	6- 3				
0- 0	0- 0	0- 0	NEUTRAL	0- 0	0- 0	0- 0				
5- 6	0- 0	0- 1	NON-CONFERENCE	0- 4	5- 1	5- 0				
3- 2	0- 0	0- 0	HOME	0- 2	3- 0	3- 0				
2- 4	0- 0	0- 1	AWAY	0- 2	2- 1	2- 0				
0- 0	0- 0	0- 0	NEUTRAL	0- 0	0- 0	0- 0				
9- 7	0- 0	0- 2	CONFERENCE	0- 0	9- 5	8- 4				
5- 2	0- 0	0- 1	HOME	0- 0	5- 1	4- 1				
4- 5	0- 0	0- 1	AWAY	0- 0	4- 4	4- 3				
0- 0	0- 0	0- 0	NEUTRAL	0- 0	0- 0	0- 0				

S  
i  
e  
n  
a

RPI 1-25				RPI 26-50				RPI 51-100				RPI 101+ Team's RPI: 196			
RPI	S	Opponent	Score	RPI	S	Opponent	Score	RPI	S	Opponent	Score	RPI	S	Opponent	Score
				33	A	Rutgers	47 59	55	H	FGCU	50 63	155	A	Hartford	62 71
				41	A	Quinnipiac	54 68	73	A	Harvard	67 75	160	A	Marist	54 73
				41	H	Quinnipiac	72 83	79	H	Albany (NY)	63 78	160	H	Marist	58 53
								84	A	Penn St.	72 86	236	A	Hofstra	70 60
												248	A	Niagara	50 65
												248	H	Niagara	68 73
												250	H	St. Bonaventure	70 62
												253	A	Fairfield	43 44
												253	H	Fairfield	51 40
												257	A	Manhattan	56 54
												257	H	Manhattan	56 51
												263	H	Howard	72 61
												269	H	Sacred Heart	62 57
												275	A	Rider	71 67
												276	A	Colgate	73 70
												284	A	Canisius	57 65
												305	H	Monmouth	44 41
												336	A	Iona	70 48
												336	H	Iona	64 51
												348	A	Saint Peter's	62 59
-----															
LAST 12 Division I GAMES:															
				253	A	Fairfield	43 44	257	H	Manhattan	56 51				
				257	A	Manhattan	56 54	253	H	Fairfield	51 40				
				41	H	Quinnipiac	72 83	336	A	Iona	70 48				
				305	H	Monmouth	44 41	160	H	Marist	58 53				
				160	A	Marist	54 73	248	A	Niagara	50 65				
				348	A	Saint Peter's	62 59	284	A	Canisius	57 65				

Non-Div I Games:

Siena



Average RPI Win:	233	WON-LOST	WINNING	LAST 10	STRENGTH OF	OPP. STRENGTH	TEAM	ADJ.	CONF.	ADJ CONF.
Average RPI Loss:	147	RECORD	PCT. RANK	GAMES	SCHEDULE	OF SCHEDULE	RPI	RPI	RPI	RPI

DIV. I ONLY	15- 10	120	5- 5	212	235	152	152	22	22
DIV. I NON-CONF.	6- 4	122	0- 0	66	205	77	77	23	23
TOTALS	RPI 1-25	RPI 26-50	W-L RECORDS	RPI 51-100	RPI 101-999	RPI 201+			
15- 10	0- 1	0- 0	OVERALL	0- 2	15- 7	9- 2			
9- 4	0- 0	0- 0	HOME	0- 2	9- 2	6- 0			
6- 6	0- 1	0- 0	AWAY	0- 0	6- 5	3- 2			
0- 0	0- 0	0- 0	NEUTRAL	0- 0	0- 0	0- 0			
6- 4	0- 1	0- 0	NON-CONFERENCE	0- 2	6- 1	3- 0			
3- 2	0- 0	0- 0	HOME	0- 2	3- 0	1- 0			
3- 2	0- 1	0- 0	AWAY	0- 0	3- 1	2- 0			
0- 0	0- 0	0- 0	NEUTRAL	0- 0	0- 0	0- 0			
9- 6	0- 0	0- 0	CONFERENCE	0- 0	9- 6	6- 2			
6- 2	0- 0	0- 0	HOME	0- 0	6- 2	5- 0			
3- 4	0- 0	0- 0	AWAY	0- 0	3- 4	1- 2			
0- 0	0- 0	0- 0	NEUTRAL	0- 0	0- 0	0- 0			

RPI 1-25	RPI 26-50	RPI 51-100	RPI 101+	Team's RPI: 152
RPI S Opponent Score	RPI S Opponent Score	RPI S Opponent Score	RPI S Opponent Score	
21 A NC State 50 71		77 H UAB 66 78	103 H Little Rock 35 47	
		100 H Jacksonville 58 60	116 A North Carolina 85 84	
			125 H Central Ark. 64 43	
			136 A Texas St. 63 78	
			156 A Ole Miss 59 66	
			161 A Troy 71 82	
			161 H Troy 79 68	
			169 A UT Arlington 76 63	
			176 A Louisiana 72 57	
			188 H Southern U. 69 65	
			199 H Arkansas St. 60 75	
			203 A Southern Miss. 78 57	
			227 H New Orleans 67 45	
			249 A Coastal Caro. 56 71	
			249 H Coastal Caro. 68 62	
			272 A Appal achian St. 56 57	
			272 H Appal achian St. 54 52	
			306 A Alabama St. 59 47	
			310 H Georgia St. 88 52	
			325 H Ga. Southern 79 52	
			337 A La.-Monroe 67 60	
			337 H La.-Monroe 72 55	
LAST 12 Division I GAMES:				
337 H La.-Monroe 72 55	337 A La.-Monroe 67 60			
249 A Coastal Caro. 56 71	176 A Louisiana 72 57			
272 A Appal achian St. 56 57	272 H Appal achian St. 54 52			
199 H Arkansas St. 60 75	249 H Coastal Caro. 68 62			
103 H Little Rock 35 47	161 H Troy 79 68			
161 A Troy 71 82	169 A UT Arlington 76 63			

Non-Div I Games: Ga. Southwestern 73 42

South Ala.



Average RPI	Win:	131	WON-LOST	WINNING	LAST 10	STRENGTH OF	OPP. STRENGTH	TEAM	ADJ.	CONF.	ADJ CONF.
Average RPI	Loss:	7	RECORD	PCT. RANK	GAMES	SCHEDULE	OF SCHEDULE	RPI	RPI	RPI	RPI
DIV. I ONLY		23- 5	20	8- 2	48	4	14	14	2	2	
DIV. I NON-CONF.		11- 2	22	0- 1	160	8	43	43	2	2	
-----											
TOTALS	RPI 1-25		RPI 26-50		W-L RECORDS	RPI 51-100	RPI 101-999		RPI 201+		
23- 5	5- 5		2- 0		OVERALL	4- 0	12- 0		5- 0		
13- 2	3- 2		1- 0		HOME	1- 0	8- 0		5- 0		
8- 2	2- 2		0- 0		AWAY	2- 0	4- 0		0- 0		
2- 1	0- 1		1- 0		NEUTRAL	1- 0	0- 0		0- 0		
11- 2	2- 2		1- 0		NON-CONFERENCE	1- 0	7- 0		5- 0		
6- 1	1- 1		0- 0		HOME	0- 0	5- 0		5- 0		
3- 0	1- 0		0- 0		AWAY	0- 0	2- 0		0- 0		
2- 1	0- 1		1- 0		NEUTRAL	1- 0	0- 0		0- 0		
12- 3	3- 3		1- 0		CONFERENCE	3- 0	5- 0		0- 0		
7- 1	2- 1		1- 0		HOME	1- 0	3- 0		0- 0		
5- 2	1- 2		0- 0		AWAY	2- 0	2- 0		0- 0		
0- 0	0- 0		0- 0		NEUTRAL	0- 0	0- 0		0- 0		

RPI	S	Opponent	Score	RPI	S	Opponent	Score	RPI	S	Opponent	Score	RPI	S	Opponent	Score
1	N	Notre Dame	85 92	27	H	LSU	57 48	54	N	St. John's (NY)	76 58	101	H	Auburn	71 63
2	H	UConn	58 83	33	N	Rutgers	78 68	87	A	Alabama	79 66	122	H	Arkansas	90 42
3	A	Mississippi St.	53 67					92	A	Kentucky	81 64	133	A	Vanderbilt	95 82
10	H	Tennessee	70 86					92	H	Kentucky	81 63	154	A	Clemson	66 36
12	H	Duke	72 52									156	A	Ole Miss	88 62
17	A	Missouri	74 83									162	H	Florida	64 57
17	H	Missouri	64 54									192	A	Temple	87 60
20	H	Texas A&M	61 59									254	H	Col. of Charleston	69 43
22	A	Maryland	94 86									300	H	Wofford	94 60
25	A	Georgia	77 65									306	H	Alabama St.	99 31
-----															
LAST 12 Division I GAMES:															
27	H	LSU	57 48	2	H	UConn	58 83	17	H	Missouri	64 54	122	H	Arkansas	90 42
92	H	Kentucky	81 63					92	A	Kentucky	81 64	133	A	Vanderbilt	95 82
25	A	Georgia	77 65					10	H	Tennessee	70 86				
162	H	Florida	64 57												
87	A	Alabama	79 66												
3	A	Mississippi St.	53 67												

Non-Div I Games:

South Carolina



Average RPI Win:	300	WON-LOST	WINNING	LAST 10	STRENGTH OF	OPP. STRENGTH	TEAM	ADJ.	CONF.	ADJ CONF.
Average RPI Loss:	214	RECORD	PCT. RANK	GAMES	SCHEDULE	OF SCHEDULE	RPI	RPI	RPI	RPI
DIV. I ONLY	7- 16	270	4- 6	343	279	319	319	30	30	
DIV. I NON-CONF.	3- 7	254	0- 0	341	155	312	312	30	30	
-----										
TOTALS	RPI 1-25	RPI 26-50	W-L RECORDS	RPI 51-100	RPI 101-999	RPI 201+				
7- 16	0- 0	0- 0	OVERALL	0- 2	7- 14	7- 11				
4- 4	0- 0	0- 0	HOME	0- 0	4- 4	4- 4				
3- 12	0- 0	0- 0	AWAY	0- 0	3- 1	3- 1				
0- 0	0- 0	0- 0	NEUTRAL	0- 0	0- 0	0- 0				
3- 7	0- 0	0- 0	NON-CONFERENCE	0- 2	3- 5	3- 3				
1- 1	0- 0	0- 0	HOME	0- 0	1- 1	1- 1				
2- 6	0- 0	0- 0	AWAY	0- 2	2- 4	2- 2				
0- 0	0- 0	0- 0	NEUTRAL	0- 0	0- 0	0- 0				
4- 9	0- 0	0- 0	CONFERENCE	0- 0	4- 9	4- 8				
3- 3	0- 0	0- 0	HOME	0- 0	3- 3	3- 3				
1- 6	0- 0	0- 0	AWAY	0- 0	1- 6	1- 5				
0- 0	0- 0	0- 0	NEUTRAL	0- 0	0- 0	0- 0				

RPI 1-25				RPI 26-50				RPI 51-100				RPI 101+				Team's RPI: 319
RPI	S	Opponent	Score	RPI	S	Opponent	Score	RPI	S	Opponent	Score	RPI	S	Opponent	Score	
								59	A	Mercer	53 74	114	A	Bethune-Cookman	50 68	
								61	A	Georgia Tech	40 86	138	A	Charlotte	49 64	
												154	A	Clemson	48 56	
												206	H	N. C. A&T	54 74	
												207	A	Hampton	42 60	
												207	H	Hampton	78 70	
												211	A	Norfolk St.	49 63	
												211	H	Norfolk St.	67 71	
												259	A	Morgan St.	55 65	
												263	H	Howard	58 68	
												274	H	UMES	54 51	
												281	A	Old Dominion	35 52	
												291	A	USC Upstate	44 63	
												309	H	Western Caro.	75 45	
												311	A	Coppin St.	39 56	
												311	H	Coppin St.	67 65	
												313	A	Charleston So.	60 58	
												325	H	Ga. Southern	58 61	
												332	A	Delaware St.	44 58	
												340	A	Winthrop	65 37	
												343	A	Savannah St.	71 60	
-----																
LAST 12 Division I GAMES:																
				211	A	Norfolk St.	49 63	311	A	Coppin St.	39 56					
				207	A	Hampton	42 60	207	H	Hampton	78 70					
				206	H	N. C. A&T	54 74	211	H	Norfolk St.	67 71					
				311	H	Coppin St.	67 65	274	H	UMES	54 51					
				343	A	Savannah St.	71 60	263	H	Howard	58 68					
				259	A	Morgan St.	55 65	332	A	Delaware St.	44 58					

Non-Div I Games: Johnson & Wales (NC) 40 Columbia Int'l 82 38

South Carolina St.



Average RPI Win:	192	WON-LOST	WINNING	LAST 10	STRENGTH OF	OPP. STRENGTH	TEAM	ADJ.	CONF.	ADJ CONF.
Average RPI Loss:	96	RECORD	PCT. RANK	GAMES	SCHEDULE	OF SCHEDULE	RPI	RPI	RPI	RPI

DIV. I ONLY	21- 5	30	9- 0	153	125	57	57	13	13
DIV. I NON-CONF.	7- 5	132	0- 0	185	56	133	133	16	16
-----									
TOTALS	RPI 1-25	RPI 26-50	W-L RECORDS	RPI 51-100	RPI 101-999	RPI 201+			
21- 5	0- 1	3- 0	OVERALL	0- 1	18- 3	9- 0			
11- 1	0- 0	2- 0	HOME	0- 0	9- 1	4- 0			
9- 2	0- 0	1- 0	AWAY	0- 0	8- 2	4- 0			
1- 2	0- 1	0- 0	NEUTRAL	0- 1	1- 0	1- 0			
7- 5	0- 1	1- 0	NON-CONFERENCE	0- 1	6- 3	3- 0			
4- 1	0- 0	1- 0	HOME	0- 0	3- 1	1- 0			
2- 2	0- 0	0- 0	AWAY	0- 0	2- 2	1- 0			
1- 2	0- 1	0- 0	NEUTRAL	0- 1	1- 0	1- 0			
14- 0	0- 0	2- 0	CONFERENCE	0- 0	12- 0	6- 0			
7- 0	0- 0	1- 0	HOME	0- 0	6- 0	3- 0			
7- 0	0- 0	1- 0	AWAY	0- 0	6- 0	3- 0			
0- 0	0- 0	0- 0	NEUTRAL	0- 0	0- 0	0- 0			

RPI 1-25				RPI 26-50				RPI 51-100 Team's RPI: 57				RPI 101+			
RPI S	Opponent	Score		RPI S	Opponent	Score		RPI S	Opponent	Score		RPI S	Opponent	Score	
10 N	Tennessee	49	69	32 A	South Dakota St.	67	61	68 N	Oklahoma St.	68	76	109 A	SFA	55	77
				32 H	South Dakota St.	80	75					111 A	Western Ill.	82	58
				42 H	Creighton	73	68					111 H	Western Ill.	92	81
												118 A	Iowa St.	76	81
												137 A	Wichita St.	62	48
												168 A	Denver	82	60
												168 H	Denver	79	51
												172 H	North Dakota	76	71
												177 H	Tulsa	61	64
												180 A	Oral Roberts	73	68
												180 H	Oral Roberts	72	55
												201 H	CSU Bakersfield	66	50
												239 H	UC Riverside	75	66
												243 A	Omaha	72	50
												243 H	Omaha	70	46
												264 N	Indiana St.	71	59
												278 A	North Dakota St.	82	67
												278 H	North Dakota St.	80	54
												302 A	Incarnate Word	81	51
												329 A	Fort Wayne	79	60
												329 H	Fort Wayne	85	43
-----															
LAST 12 Division I GAMES:															
				32 H	South Dakota St.	80	75	168 A	Denver	82	60				
				180 H	Oral Roberts	72	55	32 A	South Dakota St.	67	61				
				243 A	Omaha	72	50	243 H	Omaha	70	46				
				329 A	Fort Wayne	79	60	180 A	Oral Roberts	73	68				
				278 H	North Dakota St.	80	54	329 H	Fort Wayne	85	43				
				111 H	Western Ill.	92	81	111 A	Western Ill.	82	58				

Non-Div I Games: Mt. Marty 87 25 Doane 96 54 Bellevue 89 32

South Dakota



Average RPI Win:	173	WON-LOST	WINNING	LAST 10	STRENGTH OF	OPP. STRENGTH	TEAM	ADJ.	CONF.	ADJ CONF.
Average RPI Loss:	39	RECORD	PCT. RANK	GAMES	SCHEDULE	OF SCHEDULE	RPI	RPI	RPI	RPI
DIV. I ONLY	21- 6	39	7- 2	57	101	32	32	13	13	
DIV. I NON-CONF.	10- 4	73	0- 0	30	14	26	26	16	16	
-----										
TOTALS	RPI 1-25	RPI 26-50	W-L RECORDS	RPI 51-100	RPI 101-999	RPI 201+				
21- 6	2- 2	0- 1	OVERALL	2- 3	17- 0	7- 0				
12- 2	1- 1	0- 0	HOME	0- 1	11- 0	5- 0				
7- 4	0- 1	0- 1	AWAY	2- 2	5- 0	2- 0				
2- 0	1- 0	0- 0	NEUTRAL	0- 0	1- 0	0- 0				
10- 4	2- 2	0- 1	NON-CONFERENCE	2- 1	6- 0	2- 0				
6- 1	1- 1	0- 0	HOME	0- 0	5- 0	2- 0				
2- 3	0- 1	0- 1	AWAY	2- 1	0- 0	0- 0				
2- 0	1- 0	0- 0	NEUTRAL	0- 0	1- 0	0- 0				
11- 2	0- 0	0- 0	CONFERENCE	0- 2	11- 0	5- 0				
6- 1	0- 0	0- 0	HOME	0- 1	6- 0	3- 0				
5- 1	0- 0	0- 0	AWAY	0- 1	5- 0	2- 0				
0- 0	0- 0	0- 0	NEUTRAL	0- 0	0- 0	0- 0				

RPI 1-25				RPI 26-50				Team's RPI: 32				RPI 51-100				RPI 101+			
RPI	S	Opponent	Score	RPI	S	Opponent	Score	RPI	S	Opponent	Score	RPI	S	Opponent	Score	RPI	S	Opponent	Score
4	H	Louisville	64 68	42	A	Creighton	65 72	55	A	FGCU	78 87	111	A	Western Ill.	70 42				
16	A	Green Bay	41 55					57	A	South Dakota	75 80	111	H	Western Ill.	84 48				
21	N	NC State	75 67					57	H	South Dakota	61 67	137	H	Wichita St.	96 64				
24	H	Oklahoma	67 61					80	A	Drake	85 78	138	N	Charlotte	71 70				
								88	A	George Washington	97 88	147	H	UNI	57 47				
												168	A	Denver	69 58				
												168	H	Denver	95 59				
												172	H	North Dakota	66 52				
												180	A	Oral Roberts	77 70				
												180	H	Oral Roberts	96 72				
												210	H	Bowling Green	76 44				
												243	A	Omaha	103 54				
												243	H	Omaha	89 64				
												278	A	North Dakota St.	85 64				
												278	H	North Dakota St.	83 63				
												329	H	Fort Wayne	105 49				
												335	H	NJIT	92 48				
-----																			
LAST 12 Division I GAMES:																			
57	A	South Dakota	75 80	329	H	Fort Wayne	105 49												
111	A	Western Ill.	70 42	57	H	South Dakota	61 67												
180	H	Oral Roberts	96 72	111	H	Western Ill.	84 48												
168	H	Denver	95 59	180	A	Oral Roberts	77 70												
243	A	Omaha	103 54	168	A	Denver	69 58												
278	A	North Dakota St.	85 64	278	H	North Dakota St.	83 63												

Non-Div I Games: Dakota Wesleyan 76 63

South Dakota St.



Average RPI Win:	135	WON-LOST	WINNING	LAST 10	STRENGTH OF	OPP. STRENGTH	TEAM	ADJ.	CONF.	ADJ CONF.
Average RPI Loss:	47	RECORD	PCT. RANK	GAMES	SCHEDULE	OF SCHEDULE	RPI	RPI	RPI	RPI

DIV. I ONLY	23- 5	20	9- 1	67	20	19	19	8	8
DIV. I NON-CONF.	11- 3	45	1- 0	56	2	21	21	7	7
-----									
TOTALS	RPI 1-25	RPI 26-50	W-L RECORDS	RPI 51-100	RPI 101-999	RPI 201+			
23- 5	1- 3	2- 0	OVERALL	6- 1	14- 1	3- 0			
12- 1	1- 1	1- 0	HOME	2- 0	8- 0	2- 0			
8- 2	0- 1	0- 0	AWAY	2- 0	6- 1	1- 0			
3- 2	0- 1	1- 0	NEUTRAL	2- 1	0- 0	0- 0			
11- 3	1- 2	2- 0	NON-CONFERENCE	3- 1	5- 0	2- 0			
6- 0	1- 0	1- 0	HOME	0- 0	4- 0	1- 0			
2- 1	0- 1	0- 0	AWAY	1- 0	1- 0	1- 0			
3- 2	0- 1	1- 0	NEUTRAL	2- 1	0- 0	0- 0			
12- 2	0- 1	0- 0	CONFERENCE	3- 0	9- 1	1- 0			
6- 1	0- 1	0- 0	HOME	2- 0	4- 0	1- 0			
6- 1	0- 0	0- 0	AWAY	1- 0	5- 1	0- 0			
0- 0	0- 0	0- 0	NEUTRAL	0- 0	0- 0	0- 0			

RPI 1-25 Team's RPI: 19				RPI 26-50				RPI 51-100				RPI 101+			
RPI	S	Opponent	Score	RPI	S	Opponent	Score	RPI	S	Opponent	Score	RPI	S	Opponent	Score
1	N	Notre Dame	66 76	27	H	LSU	61 55	52	A	UCF	77 68	105	H	Butler	71 55
2	H	UConn	49 100	31	N	Dayton	93 87	52	H	UCF	62 45	117	A	Tulane	63 53
6	H	Ohio St.	84 65					54	N	St. John's (NY)	68 59	117	H	Tulane	75 46
24	A	Oklahoma	74 79					56	H	Houston	81 65	126	A	Cincinnati	69 46
								69	N	Michigan St.	73 83	137	A	Wichita St.	56 64
								88	A	George Washington	83 78	177	A	Tulsa	71 57
								98	N	Washington St.	82 45	185	H	East Carolina	88 47
												188	H	Southern U.	108 48
												192	A	Temple	89 73
												192	H	Temple	76 60
												199	H	Arkansas St.	98 55
												201	A	Memphis	81 62
												205	H	SMU	64 54
												307	A	FIU	82 52
												322	H	Houston Baptist	90 43
LAST 12 Division I GAMES:															
56	H	Houston	81 65	177	A	Tulsa	71 57								
52	A	UCF	77 68	192	H	Temple	76 60								
205	H	SMU	64 54	137	A	Wichita St.	56 64								
6	H	Ohio St.	84 65	201	A	Memphis	81 62								
185	H	East Carolina	88 47	52	H	UCF	62 45								
117	A	Tulane	63 53	192	A	Temple	89 73								

Non-Div I Games:

South Fla.



Average RPI Win:	287	WON-LOST	WINNING	LAST 10	STRENGTH OF	OPP. STRENGTH	TEAM	ADJ.	CONF.	ADJ CONF.
Average RPI Loss:	141	RECORD	PCT. RANK	GAMES	SCHEDULE	OF SCHEDULE	RPI	RPI	RPI	RPI

DIV. I ONLY	12- 15	204	6- 4	187	304	214	214	25	25
DIV. I NON-CONF.	3- 7	254	0- 0	45	223	184	184	27	27
TOTALS	RPI 1-25	RPI 26-50	W-L RECORDS	RPI 51-100	RPI 101-999	RPI 201+			
12- 15	0- 1	0- 1	OVERALL	0- 1	12- 12	10- 2			
7- 4	0- 0	0- 0	HOME	0- 1	7- 3	6- 1			
4- 11	0- 0	0- 0	AWAY	0- 0	4- 1	4- 0			
1- 0	0- 0	0- 0	NEUTRAL	0- 0	1- 0	0- 0			
3- 7	0- 1	0- 1	NON-CONFERENCE	0- 0	3- 5	2- 0			
2- 1	0- 0	0- 0	HOME	0- 0	2- 1	2- 0			
0- 6	0- 1	0- 1	AWAY	0- 0	0- 4	0- 0			
1- 0	0- 0	0- 0	NEUTRAL	0- 0	1- 0	0- 0			
9- 8	0- 0	0- 0	CONFERENCE	0- 1	9- 7	8- 2			
5- 3	0- 0	0- 0	HOME	0- 1	5- 2	4- 1			
4- 5	0- 0	0- 0	AWAY	0- 0	4- 5	4- 1			
0- 0	0- 0	0- 0	NEUTRAL	0- 0	0- 0	0- 0			

RPI 1-25	RPI 26-50	RPI 51-100	RPI 101+	Team's RPI: 214
RPI S Opponent Score	RPI S Opponent Score	RPI S Opponent Score	RPI S Opponent Score	
4 A Louisville 40 80	40 A Ball St. 56 69	66 H Belmont 57 67	102 A George Mason 38 57	
			111 A Western Ill. 59 87	
			123 N Saint Francis (PA) 82 50	
			126 A Cincinnati 52 65	
			140 A Kansas 50 51	
			141 A SIUE 57 65	
			141 H SIUE 72 62	
			163 H Southern Ill. 74 79	
			178 A Jacksonville St. 48 55	
			182 A Morehead St. 58 60	
			182 H Morehead St. 56 59	
			194 A UT Martin 65 72	
			240 A Austin Peay 65 66	
			240 H Austin Peay 50 61	
			273 H Bradley 57 53	
			294 A Murray St. 85 74	
			294 H Murray St. 80 70	
			312 A Tennessee Tech 70 66	
			314 A Eastern Ky. 66 52	
			314 H Eastern Ky. 69 55	
			333 H Tennessee St. 71 66	
			347 A Eastern Ill. 77 54	
			347 H Eastern Ill. 51 48	
			349 H Evansville 74 65	
LAST 12 Division I GAMES:				
314 A Eastern Ky. 66 52	294 H Murray St. 80 70			
141 H SIUE 72 62	178 A Jacksonville St. 48 55			
347 H Eastern Ill. 51 48	312 A Tennessee Tech 70 66			
194 A UT Martin 65 72	347 A Eastern Ill. 77 54			
182 A Morehead St. 58 60	141 A SIUE 57 65			
240 H Austin Peay 50 61	314 H Eastern Ky. 69 55			

Non-Div I Games: Evangel 72 60 Missouri Valley 69 34

Southeast Mo. St.



Average RPI Win:	237	WON-LOST	WINNING	LAST 10	STRENGTH OF	OPP. STRENGTH	TEAM	ADJ.	CONF.	ADJ CONF.
Average RPI Loss:	191	RECORD	PCT. RANK	GAMES	SCHEDULE	OF SCHEDULE	RPI	RPI	RPI	RPI
DIV. I ONLY	7- 19	289	6- 4	244	286	290	290	26	26	
DIV. I NON-CONF.	1- 10	327	0- 0	170	232	296	296	26	26	
-----										
TOTALS	RPI 1-25	RPI 26-50	W-L RECORDS	RPI 51-100	RPI 101-999	RPI 201+				
7- 19	0- 0	0- 1	OVERALL	0- 1	7- 17	5- 10				
4- 6	0- 0	0- 0	HOME	0- 0	4- 6	3- 4				
3- 12	0- 0	0- 1	AWAY	0- 1	3- 10	2- 6				
0- 1	0- 0	0- 0	NEUTRAL	0- 0	0- 1	0- 0				
1- 10	0- 0	0- 1	NON-CONFERENCE	0- 1	1- 8	0- 4				
0- 3	0- 0	0- 0	HOME	0- 0	0- 3	0- 2				
1- 6	0- 0	0- 1	AWAY	0- 1	1- 4	0- 2				
0- 1	0- 0	0- 0	NEUTRAL	0- 0	0- 1	0- 0				
6- 9	0- 0	0- 0	CONFERENCE	0- 0	6- 9	5- 6				
4- 3	0- 0	0- 0	HOME	0- 0	4- 3	3- 2				
2- 6	0- 0	0- 0	AWAY	0- 0	2- 6	2- 4				
0- 0	0- 0	0- 0	NEUTRAL	0- 0	0- 0	0- 0				

RPI	S	Opponent	Score	RPI	S	Opponent	Score	RPI	S	Opponent	Score	RPI	S	Opponent	Score	Team's RPI: 290
27	A	LSU	56 84	71	A	TCU	62 112	101	A	Auburn	46 80	109	A	SFA	67 79	
								114	A	Bethune-Cookman	60 58	115	H	Lamar University	58 75	
								125	A	Central Ark.	47 63	125	H	Central Ark.	78 70	
								126	A	Cincinnati	43 82	159	N	Kent St.	60 81	
								176	H	Louisiana	56 68	215	A	Akron	54 66	
								224	A	A&M-Corpus Christi	52 56	225	A	Abilene Christian	80 86	
								225	H	Abilene Christian	78 76	226	A	Grambling	52 61	
								227	A	New Orleans	73 82	238	A	Nicholls St.	66 57	
								279	A	McNeese	47 69	279	H	McNeese	65 77	
								295	H	Alcorn	77 84	302	H	Incarnate Word	65 54	
								318	H	Alabama A&M	74 76	322	A	Houston Baptist	76 61	
								331	H	Northwestern St.	71 65	339	H	Sam Houston St.	52 57	
LAST 12 Division I GAMES:																
225	H	Abilene Christian	78 76	238	A	Nicholls St.	66 57									
227	A	New Orleans	73 82	339	H	Sam Houston St.	52 57									
279	A	McNeese	47 69	331	H	Northwestern St.	71 65									
302	H	Incarnate Word	65 54	322	A	Houston Baptist	76 61									
125	H	Central Ark.	78 70	279	H	McNeese	65 77									
224	A	A&M-Corpus Christi	52 56	115	H	Lamar University	58 75									

Non-Div I Games:

Southeastern La.



Average RPI	Win:	170	WON-LOST	WINNING	LAST 10	STRENGTH OF	OPP. STRENGTH	TEAM	ADJ.	CONF.	ADJ CONF.
Average RPI	Loss:	19	RECORD	PCT. RANK	GAMES	SCHEDULE	OF SCHEDULE	RPI	RPI	RPI	RPI
DIV. I ONLY		18- 10		94	5- 5	36	59	48	48	5	5
DIV. I NON-CONF.		10- 1		15	0- 0	181	227	44	44	3	3
-----											
TOTALS	RPI 1-25		RPI 26-50		W-L RECORDS	RPI 51-100		RPI 101-999		RPI 201+	
18- 10	0- 7		3- 3		OVERALL	3- 0		12- 0		7- 0	
6- 5	0- 4		2- 1		HOME	1- 0		3- 0		3- 0	
9- 5	0- 3		0- 2		AWAY	2- 0		7- 0		4- 0	
3- 0	0- 0		1- 0		NEUTRAL	0- 0		2- 0		0- 0	
10- 1	0- 1		1- 0		NON-CONFERENCE	0- 0		9- 0		6- 0	
2- 1	0- 1		0- 0		HOME	0- 0		2- 0		2- 0	
5- 0	0- 0		0- 0		AWAY	0- 0		5- 0		4- 0	
3- 0	0- 0		1- 0		NEUTRAL	0- 0		2- 0		0- 0	
8- 9	0- 6		2- 3		CONFERENCE	3- 0		3- 0		1- 0	
4- 4	0- 3		2- 1		HOME	1- 0		1- 0		1- 0	
4- 5	0- 3		0- 2		AWAY	2- 0		2- 0		0- 0	
0- 0	0- 0		0- 0		NEUTRAL	0- 0		0- 0		0- 0	

RPI 1-25				RPI 26-50				Team's RPI: 48				RPI 51-100				RPI 101+			
RPI	S	Opponent	Score	RPI	S	Opponent	Score	RPI	S	Opponent	Score	RPI	S	Opponent	Score	RPI	S	Opponent	Score
8	A	Oregon	74 80	37	A	Cal i forni a	64 76	98	A	Washi ngton St.	73 72	113	N	Mi ddl e Tenn.	72 57				
8	H	Oregon	66 70	37	H	Cal i forni a	59 62	99	A	Utah	58 47	142	A	Col orado	86 51				
9	A	UCLA	46 59	38	A	Oregon St.	63 69	99	H	Utah	53 52	143	A	Loyol a Marymount	80 70				
9	H	UCLA	70 84	38	H	Oregon St.	65 61					160	N	Mari st	78 57				
13	A	Stanford	65 72	43	N	Purdue	58 46					189	A	Washi ngton	72 61				
13	H	Stanford	55 59	46	H	Ari zona St.	77 62					228	H	Montana St.	98 47				
20	H	Texas A&M	74 75									235	A	Hawai i	71 60				
																239	A	UC Ri versi de	64 46
																280	H	Ari zona	78 52
																283	A	Santa Clara	64 43
																303	H	Long Beach St.	75 60
																315	A	UTRGV	71 64
LAST 12 Division I GAMES:																			
				99	H	Utah	53 52	9	A	UCLA	46 59								
				38	A	Oregon St.	63 69	189	A	Washington	72 61								
				8	A	Oregon	74 80	98	A	Washington St.	73 72								
				280	H	Ari zona	78 52	37	H	Cal i forni a	59 62								
				46	H	Ari zona St.	77 62	13	H	Stanford	55 59								
				9	H	UCLA	70 84	99	A	Utah	58 47								



Average RPI Win: 247	WON-LOST RECORD	WINNING PCT. RANK	LAST 10 GAMES	STRENGTH OF SCHEDULE	OPP. STRENGTH OF SCHEDULE	TEAM RPI	ADJ. RPI	CONF. RPI	ADJ CONF. RPI
Average RPI Loss: 141									
DIV. I ONLY	13- 12	162	5- 5	165	265	163	163	24	24
DIV. I NON-CONF.	4- 6	214	0- 0	53	202	128	128	22	22
-----									
TOTALS	RPI 1-25	RPI 26-50	W-L RECORDS	RPI 51-100	RPI 101-999	RPI 201+			
13- 12	0- 0	0- 2	OVERALL	1- 4	12- 6	9- 3			
6- 4	0- 0	0- 1	HOME	1- 1	5- 2	3- 1			
7- 6	0- 0	0- 0	AWAY	0- 0	7- 1	6- 1			
0- 2	0- 0	0- 1	NEUTRAL	0- 1	0- 0	0- 0			
4- 6	0- 0	0- 2	NON-CONFERENCE	0- 2	4- 2	2- 0			
1- 2	0- 0	0- 1	HOME	0- 0	1- 1	0- 0			
3- 2	0- 0	0- 0	AWAY	0- 1	3- 1	2- 0			
0- 2	0- 0	0- 1	NEUTRAL	0- 1	0- 0	0- 0			
9- 6	0- 0	0- 0	CONFERENCE	1- 2	8- 4	7- 3			
5- 2	0- 0	0- 0	HOME	1- 1	4- 1	3- 1			
4- 4	0- 0	0- 0	AWAY	0- 1	4- 3	4- 2			
0- 0	0- 0	0- 0	NEUTRAL	0- 0	0- 0	0- 0			

RPI 1-25				RPI 26-50				RPI 51-100				RPI 101+				Team's RPI: 163
RPI	S	Opponent	Score	RPI	S	Opponent	Score	RPI	S	Opponent	Score	RPI	S	Opponent	Score	
				45	H	Western Ky.	49 75	77	A	UAB	66 76	141	H	SIUE	53 57	
				50	N	Miami (FL)	65 75	79	N	Albany (NY)	57 68	147	A	UNI	63 71	
								80	A	Drake	73 84	147	H	UNI	60 53	
								80	H	Drake	64 75	182	A	Morehead St.	81 85	
								97	H	Missouri St.	71 69	194	H	UT Martin	84 72	
												201	A	Memphis	68 56	
												214	A	Southeast Mo. St.	79 74	
												252	A	Illinois St.	46 49	
												252	H	Illinois St.	36 39	
												264	A	Indiana St.	64 45	
												273	A	Bradley	63 62	
												273	H	Bradley	62 53	
												292	A	Valparaiso	88 86	
												292	H	Valparaiso	74 63	
												304	A	Loyola Chicago	53 62	
												304	H	Loyola Chicago	62 46	
												316	A	Marshall	64 59	
												349	A	Evansville	74 62	
LAST 12 Division I GAMES:																
				304	A	Loyola Chicago	53 62	97	H	Missouri St.	71 69					
				292	A	Valparaiso	88 86	292	H	Valparaiso	74 63					
				273	H	Bradley	62 53	304	H	Loyola Chicago	62 46					
				252	H	Illinois St.	36 39	252	A	Illinois St.	46 49					
				147	A	UNI	63 71	273	A	Bradley	63 62					
				80	A	Drake	73 84	80	H	Drake	64 75					

Non-Div I Games: Martin Methodist 60 50

Southern Ill.



Average RPI Win:	245	WON-LOST	WINNING	LAST 10	STRENGTH OF	OPP. STRENGTH	TEAM	ADJ.	CONF.	ADJ CONF.
Average RPI Loss:	133	RECORD	PCT. RANK	GAMES	SCHEDULE	OF SCHEDULE	RPI	RPI	RPI	RPI
DIV. I ONLY	11- 12	195	5- 5	222	170	203	203	18	18	
DIV. I NON-CONF.	6- 5	153	0- 0	316	132	229	229	19	19	
-----										
TOTALS	RPI 1-25	RPI 26-50	W-L RECORDS	RPI 51-100	RPI 101-999	RPI 201+				
11- 12	0- 1	0- 1	OVERALL	1- 2	10- 8	7- 2				
8- 3	0- 0	0- 0	HOME	0- 0	8- 3	6- 1				
3- 9	0- 1	0- 1	AWAY	1- 2	2- 5	1- 1				
0- 0	0- 0	0- 0	NEUTRAL	0- 0	0- 0	0- 0				
6- 5	0- 1	0- 0	NON-CONFERENCE	0- 1	6- 3	5- 0				
5- 1	0- 0	0- 0	HOME	0- 0	5- 1	4- 0				
1- 4	0- 1	0- 0	AWAY	0- 1	1- 2	1- 0				
0- 0	0- 0	0- 0	NEUTRAL	0- 0	0- 0	0- 0				
5- 7	0- 0	0- 1	CONFERENCE	1- 1	4- 5	2- 2				
3- 2	0- 0	0- 0	HOME	0- 0	3- 2	2- 1				
2- 5	0- 0	0- 1	AWAY	1- 1	1- 3	0- 1				
0- 0	0- 0	0- 0	NEUTRAL	0- 0	0- 0	0- 0				

RPI 1-25				RPI 26-50				RPI 51-100				RPI 101+				Team's RPI: 203
RPI	S	Opponent	Score	RPI	S	Opponent	Score	RPI	S	Opponent	Score	RPI	S	Opponent	Score	
3	A	Mississippi St.	56 91	45	A	Western Ky.	60 81	61	A	Georgia Tech	44 63	113	A	Middle Tenn.	61 53	
								77	A	UAB	80 63	117	H	Tulane	66 58	
								93	A	Rice	56 62	138	A	Charlotte	56 66	
												138	H	Charlotte	79 85	
												152	H	South Ala.	57 78	
												156	A	Ole Miss	59 68	
												157	A	Samford	56 61	
												167	A	Louisiana Tech	57 89	
												167	H	Louisiana Tech	65 50	
												209	A	North Texas	62 71	
												281	H	Old Dominion	55 74	
												295	H	Alcorn	72 67	
												297	H	UTSA	83 60	
												306	H	Alabama St.	72 35	
												316	H	Marshall	70 61	
												331	A	Northwestern St.	71 59	
												339	H	Sam Houston St.	58 38	
												341	H	Mississippi Val.	84 69	
-----																
LAST 12 Division I GAMES:																
167	A	Louisiana Tech	57 89	138	H	Charlotte	79 85									
209	A	North Texas	62 71	113	A	Middle Tenn.	61 53									
281	H	Old Dominion	55 74	77	A	UAB	80 63									
316	H	Marshall	70 61	167	H	Louisiana Tech	65 50									
93	A	Rice	56 62	45	A	Western Ky.	60 81									
297	H	UTSA	83 60	138	A	Charlotte	56 66									

Non-Div I Games: William Carey 82 44 Blue Mountain (MS) 96 46

Southern Miss.



Average RPI Win:	307	WON-LOST	WINNING	LAST 10	STRENGTH OF	OPP. STRENGTH	TEAM	ADJ.	CONF.	ADJ CONF.
Average RPI Loss:	141	RECORD	PCT. RANK	GAMES	SCHEDULE	OF SCHEDULE	RPI	RPI	RPI	RPI
DIV. I ONLY	12- 11	161	8- 2	284	326	188	188	32	32	
DIV. I NON-CONF.	0- 8	337	0- 0	37	19	269	269	32	32	
-----										
TOTALS	RPI 1-25	RPI 26-50	W-L RECORDS	RPI 51-100	RPI 101-999	RPI 201+				
12- 11	0- 1	0- 0	OVERALL	0- 3	12- 7	12- 3				
7- 0	0- 0	0- 0	HOME	0- 0	7- 0	7- 0				
5- 10	0- 1	0- 0	AWAY	0- 2	5- 7	5- 3				
0- 1	0- 0	0- 0	NEUTRAL	0- 1	0- 0	0- 0				
0- 8	0- 1	0- 0	NON-CONFERENCE	0- 3	0- 4	0- 0				
0- 0	0- 0	0- 0	HOME	0- 0	0- 0	0- 0				
0- 7	0- 1	0- 0	AWAY	0- 2	0- 4	0- 0				
0- 1	0- 0	0- 0	NEUTRAL	0- 1	0- 0	0- 0				
12- 3	0- 0	0- 0	CONFERENCE	0- 0	12- 3	12- 3				
7- 0	0- 0	0- 0	HOME	0- 0	7- 0	7- 0				
5- 3	0- 0	0- 0	AWAY	0- 0	5- 3	5- 3				
0- 0	0- 0	0- 0	NEUTRAL	0- 0	0- 0	0- 0				

RPI 1-25				RPI 26-50				RPI 51-100				RPI 101+ Team's RPI: 188			
RPI	S	Opponent	Score	RPI	S	Opponent	Score	RPI	S	Opponent	Score	RPI	S	Opponent	Score
19	A	South Fla.	48 108					51	A	Indiana	49 64	101	A	Auburn	47 65
								63	N	Tol edo	76 81	114	A	Bethune-Cookman	56 68
								68	A	Okl ahoma St.	66 94	152	A	South Ala.	65 69
												190	A	Wi sconsi n	74 77
												226	A	Grambl ing	71 79
												226	H	Grambl ing	63 44
												241	A	Texas Southern	67 57
												258	A	Prai ri e Vi ew	62 69
												295	H	Al corn	64 56
												306	A	Al abama St.	56 58
												306	H	Al abama St.	66 58
												308	A	Jackson St.	68 58
												308	H	Jackson St.	86 76
												318	A	Al abama A&M	58 46
												318	H	Al abama A&M	77 62
												338	A	Ark. -Pi ne Bl uff	71 52
												338	H	Ark. -Pi ne Bl uff	59 46
												341	A	Mi ssi ssi ppi Val .	70 54
												341	H	Mi ssi ssi ppi Val .	66 58
LAST 12 Di vi si on I GAMES:															
318	A	Al abama A&M	58 46	295	H	Al corn	64 56	318	H	Al abama A&M	77 62	306	H	Al abama St.	66 58
306	A	Al abama St.	56 58	318	H	Al abama A&M	77 62	341	A	Mi ssi ssi ppi Val .	70 54	338	A	Ark. -Pi ne Bl uff	71 52
341	H	Mi ssi ssi ppi Val .	66 58	306	H	Al abama St.	66 58	308	A	Jackson St.	68 58	341	H	Mi ssi ssi ppi Val .	66 58
338	H	Ark. -Pi ne Bl uff	59 46	341	A	Mi ssi ssi ppi Val .	70 54	308	H	Jackson St.	86 76				
308	A	Jackson St.	68 58	338	A	Ark. -Pi ne Bl uff	71 52								
226	A	Grambl ing	71 79	308	H	Jackson St.	86 76								

Non-Di v I Games: Mobile 86 54

Southern U.



Average RPI Win:	243	WON-LOST	WINNING	LAST 10	STRENGTH OF	OPP. STRENGTH	TEAM	ADJ.	CONF.	ADJ CONF.
Average RPI Loss:	181	RECORD	PCT. RANK	GAMES	SCHEDULE	OF SCHEDULE	RPI	RPI	RPI	RPI
DIV. I ONLY	3- 23	334	0- 10	151	291	320	320	19	19	
DIV. I NON-CONF.	1- 10	327	0- 0	141	334	324	324	13	13	
-----										
TOTALS	RPI 1-25	RPI 26-50	W-L RECORDS	RPI 51-100	RPI 101-999	RPI 201+				
3- 23	0- 1	0- 1	OVERALL	0- 1	3- 20	2- 8				
2- 10	0- 0	0- 1	HOME	0- 1	2- 8	1- 3				
1- 13	0- 1	0- 0	AWAY	0- 0	1- 12	1- 5				
0- 0	0- 0	0- 0	NEUTRAL	0- 0	0- 0	0- 0				
1- 10	0- 1	0- 0	NON-CONFERENCE	0- 1	1- 8	1- 3				
1- 4	0- 0	0- 0	HOME	0- 1	1- 3	1- 0				
0- 6	0- 1	0- 0	AWAY	0- 0	0- 5	0- 3				
0- 0	0- 0	0- 0	NEUTRAL	0- 0	0- 0	0- 0				
2- 13	0- 0	0- 1	CONFERENCE	0- 0	2- 12	1- 5				
1- 6	0- 0	0- 1	HOME	0- 0	1- 5	0- 3				
1- 7	0- 0	0- 0	AWAY	0- 0	1- 7	1- 2				
0- 0	0- 0	0- 0	NEUTRAL	0- 0	0- 0	0- 0				

RPI 1-25				RPI 26-50				RPI 51-100				RPI 101+				Team's RPI: 320
RPI	S	Opponent	Score	RPI	S	Opponent	Score	RPI	S	Opponent	Score	RPI	S	Opponent	Score	
8	A	Oregon	38 98	35	H	Northern Colo.	54 60	66	H	UC Davis	59 85	129	A	Idaho St.	39 66	
												129	H	Idaho St.	76 70	
												132	A	Portland St.	66 70	
												135	A	Idaho	51 74	
												148	A	BYU	67 75	
												150	H	Binghamton	66 72	
												158	A	Eastern Wash.	41 58	
												172	H	North Dakota	53 68	
												173	A	Weber St.	50 65	
												173	H	Weber St.	64 77	
												179	A	San Diego	59 72	
												195	H	UC Irvine	64 71	
												201	H	CSU Bakersfield	45 46	
												228	A	Montana St.	71 91	
												228	H	Montana St.	57 63	
												245	A	Montana	71 81	
												245	H	Montana	65 74	
												255	A	Grand Canyon	54 59	
												280	A	Arizona	74 76	
												299	H	Utah St.	70 67	
												301	A	Northern Ariz.	60 57	
												301	H	Northern Ariz.	55 72	
												326	A	Utah Valley	61 69	
LAST 12 Division I GAMES:																
132	A	Portland St.	66 70	228	H	Montana St.	57 63									
35	H	Northern Colo.	54 60	245	H	Montana	65 74									
172	H	North Dakota	53 68	158	A	Eastern Wash.	41 58									
301	H	Northern Ariz.	55 72	135	A	Idaho	51 74									
129	A	Idaho St.	39 66	301	A	Northern Ariz.	60 57									
173	A	Weber St.	50 65	173	H	Weber St.	64 77									

Non-Div I Games:

Southern Utah



Average RPI Win:	236	WON-LOST	WINNING	LAST 10	STRENGTH OF	OPP. STRENGTH	TEAM	ADJ.	CONF.	ADJ CONF.
Average RPI Loss:	137	RECORD	PCT. RANK	GAMES	SCHEDULE	OF SCHEDULE	RPI	RPI	RPI	RPI
DIV. I ONLY	8- 20	280	2- 8	143	174	250	250	12	12	
DIV. I NON-CONF.	5- 8	220	0- 0	97	224	191	191	10	10	
-----										
TOTALS	RPI 1-25	RPI 26-50	W-L RECORDS	RPI 51-100	RPI 101-999	RPI 201+				
8- 20	0- 1	0- 1	OVERALL	1- 6	7- 12	5- 5				
5- 8	0- 1	0- 0	HOME	1- 2	4- 5	3- 1				
2- 12	0- 0	0- 1	AWAY	0- 4	2- 7	1- 4				
1- 0	0- 0	0- 0	NEUTRAL	0- 0	1- 0	1- 0				
5- 8	0- 1	0- 0	NON-CONFERENCE	1- 3	4- 4	2- 2				
3- 3	0- 1	0- 0	HOME	1- 1	2- 1	1- 0				
1- 5	0- 0	0- 0	AWAY	0- 2	1- 3	0- 2				
1- 0	0- 0	0- 0	NEUTRAL	0- 0	1- 0	1- 0				
3- 12	0- 0	0- 1	CONFERENCE	0- 3	3- 8	3- 3				
2- 5	0- 0	0- 0	HOME	0- 1	2- 4	2- 1				
1- 7	0- 0	0- 1	AWAY	0- 2	1- 4	1- 2				
0- 0	0- 0	0- 0	NEUTRAL	0- 0	0- 0	0- 0				

RPI 1-25				RPI 26-50				RPI 51-100				RPI 101+				Team's RPI: 250
RPI	S	Opponent	Score	RPI	S	Opponent	Score	RPI	S	Opponent	Score	RPI	S	Opponent	Score	
15	H	Buffalo	59 76	31	A	Dayton	59 80	60	A	Fordham	48 72	102	A	George Mason	63 78	
								63	H	Tol edo	39 58	102	H	George Mason	63 76	
								70	A	Duquesne	59 73	106	A	Bucknel l	59 48	
								79	A	Al bany (NY)	52 69	128	H	Del aware	52 53	
								82	A	Navy	48 86	131	A	Sai nt Loui s	55 78	
								84	H	Penn St.	65 62	164	H	Sai nt Joseph' s	64 70	
								88	H	George Washi ngton	56 63	171	H	Davi dson	68 75	
												196	A	Si ena	62 70	
												200	H	Eastern Mi ch.	70 51	
												212	H	Ri chmond	57 79	
												236	A	Hofstra	68 71	
												242	A	La Salle	63 66	
												248	H	Ni agara	76 58	
												270	H	Massachusetts	69 59	
												282	A	VCU	75 77	
												284	A	Can i si us	69 71	
												321	N	UMBC	63 54	
												328	A	Rhode Isl and	77 72	
												328	H	Rhode Isl and	81 70	
-----																
LAST 12 Di vi si on I GAMES:																
328	A	Rhode Island	77 72	70	A	Duquesne	59 73									
102	A	George Mason	63 78	60	A	Fordham	48 72									
212	H	Ri chmond	57 79	171	H	Davi dson	68 75									
282	A	VCU	75 77	328	H	Rhode Island	81 70									
88	H	George Washington	56 63	242	A	La Salle	63 66									
102	H	George Mason	63 76	31	A	Dayton	59 80									

Non-Di v I Games:

St. Bonaventure



S  
t  
.  
F  
r  
a  
n  
c  
i  
s  
B  
r  
o  
o  
k  
l  
y  
n

St. Francis Brooklyn				Through Games Of Feb. 22, 2018						
Average RPI Win:	271	WON-LOST	WINNING	LAST 10	STRENGTH OF	OPP. STRENGTH	TEAM	ADJ.	CONF.	ADJ CONF.
Average RPI Loss:	204	RECORD	PCT. RANK	GAMES	SCHEDULE	OF SCHEDULE	RPI	RPI	RPI	RPI
DIV. I ONLY	11- 14	211	6- 4	312	329	266	266	29	29	
DIV. I NON-CONF.	4- 7	226	0- 0	303	310	281	281	29	29	
-----										
TOTALS	RPI 1-25	RPI 26-50	W-L RECORDS	RPI 51-100	RPI 101-999	RPI 201+				
11- 14	0- 0	0- 0	OVERALL	0- 1	11- 13	9- 8				
8- 3	0- 0	0- 0	HOME	0- 0	8- 3	6- 1				
3- 10	0- 0	0- 0	AWAY	0- 1	3- 9	3- 6				
0- 1	0- 0	0- 0	NEUTRAL	0- 0	0- 1	0- 1				
4- 7	0- 0	0- 0	NON-CONFERENCE	0- 1	4- 6	3- 4				
3- 1	0- 0	0- 0	HOME	0- 0	3- 1	2- 0				
1- 5	0- 0	0- 0	AWAY	0- 1	1- 4	1- 3				
0- 1	0- 0	0- 0	NEUTRAL	0- 0	0- 1	0- 1				
7- 7	0- 0	0- 0	CONFERENCE	0- 0	7- 7	6- 4				
5- 2	0- 0	0- 0	HOME	0- 0	5- 2	4- 1				
2- 5	0- 0	0- 0	AWAY	0- 0	2- 5	2- 3				
0- 0	0- 0	0- 0	NEUTRAL	0- 0	0- 0	0- 0				

RPI 1-25				RPI 26-50				RPI 51-100				RPI 101+ Team's RPI: 266			
RPI	S	Opponent	Score	RPI	S	Opponent	Score	RPI	S	Opponent	Score	RPI	S	Opponent	Score
								54	A	St. John's (NY)	49 73	104	A	Seton Hall	50 84
												123	A	Saint Francis (PA)	75 90
												123	H	Saint Francis (PA)	71 94
												130	A	Robert Morris	36 59
												130	H	Robert Morris	49 47
												165	H	Army West Point	73 52
												182	H	Morehead St.	59 73
												211	N	Norfolk St.	51 52
												233	A	Fla. Atlantic	60 80
												247	H	Loyola Maryland	64 47
												257	A	Manhattan	54 57
												263	A	Howard	69 72
												268	H	Fairleigh Dickinson	62 70
												269	H	Sacred Heart	63 48
												285	A	LIU Brooklyn	59 61
												285	H	LIU Brooklyn	64 54
												286	A	Bryant	63 73
												287	A	Mt. St. Mary's	75 56
												287	H	Mt. St. Mary's	82 73
												296	A	Central Conn. St.	78 70
												334	A	Wagner	47 50
												334	H	Wagner	80 76
												336	H	Iona	72 63
												348	A	Saint Peter's	64 49
LAST 12 Division I GAMES:															
285	H	LIU Brooklyn	64 54	268	H	Fairleigh Dickinson	62 70								
130	H	Robert Morris	49 47	286	A	Bryant	63 73								
123	H	Saint Francis (PA)	71 94	296	A	Central Conn. St.	78 70								
287	A	Mt. St. Mary's	75 56	334	H	Wagner	80 76								
334	A	Wagner	47 50	287	H	Mt. St. Mary's	82 73								
269	H	Sacred Heart	63 48	130	A	Robert Morris	36 59								

Non-Div I Games:

St. Francis Brooklyn



Average RPI	Win:	121	WON-LOST	WINNING	LAST 10	STRENGTH OF	OPP. STRENGTH	TEAM	ADJ.	CONF.	ADJ CONF.
Average RPI	Loss:	68	RECORD	PCT. RANK	GAMES	SCHEDULE	OF SCHEDULE	RPI	RPI	RPI	RPI
DIV. I ONLY		16- 11		122	4- 4	17	62	54	54	6	6
DIV. I NON-CONF.		7- 4		102	0- 1	6	64	30	30	6	6
-----											
TOTALS	RPI 1-25		RPI 26-50		W-L RECORDS	RPI 51-100		RPI 101-999		RPI 201+	
16- 11	1- 4		2- 3		OVERALL	2- 1		11- 3		3- 2	
10- 3	1- 1		1- 0		HOME	1- 1		7- 1		2- 1	
5- 6	0- 1		1- 3		AWAY	1- 0		3- 2		1- 1	
1- 2	0- 2		0- 0		NEUTRAL	0- 0		1- 0		0- 0	
7- 4	0- 3		1- 0		NON-CONFERENCE	2- 1		4- 0		1- 0	
4- 2	0- 1		0- 0		HOME	1- 1		3- 0		1- 0	
2- 0	0- 0		1- 0		AWAY	1- 0		0- 0		0- 0	
1- 2	0- 2		0- 0		NEUTRAL	0- 0		1- 0		0- 0	
9- 7	1- 1		1- 3		CONFERENCE	0- 0		7- 3		2- 2	
6- 1	1- 0		1- 0		HOME	0- 0		4- 1		1- 1	
3- 6	0- 1		0- 3		AWAY	0- 0		3- 2		1- 1	
0- 0	0- 0		0- 0		NEUTRAL	0- 0		0- 0		0- 0	

RPI 1-25				RPI 26-50				RPI 51-100				RPI 101+			
RPI	S	Opponent	Score	RPI	S	Opponent	Score	RPI	S	Opponent	Score	RPI	S	Opponent	Score
14	N	South Carolina	58 76	28	A	DePaul	67 76	60	H	Fordham	64 67	104	A	Seton Hall	57 62
15	H	Buffalo	72 73	30	A	Marquette	72 74	72	H	James Madison	81 64	104	H	Seton Hall	75 56
19	N	South Fla.	59 68	42	A	Creighton	39 53	79	A	Albany (NY)	71 66	105	A	Butler	73 55
23	A	Villanova	52 69	42	H	Creighton	72 65					105	H	Butler	76 38
23	H	Villanova	70 64	50	A	Miami (FL)	74 64					110	N	Western Mich.	76 48



Average RPI Loss: 26

DIV. I ONLY	19- 9	73	8- 2	5	18	13	13	5	5
DIV. I NON-CONF.	6- 6	170	0- 0	4	15	38	38	3	3
TOTALS	RPI 1-25	RPI 26-50	W-L RECORDS	RPI 51-100	RPI 101-999	RPI 201+			
19- 9	2- 6	5- 2	OVERALL	4- 0	8- 1	3- 0			
12- 2	1- 1	3- 0	HOME	3- 0	5- 1	2- 0			
5- 5	1- 3	2- 2	AWAY	0- 0	2- 0	1- 0			
2- 2	0- 2	0- 0	NEUTRAL	1- 0	1- 0	0- 0			
6- 6	0- 5	0- 0	NON-CONFERENCE	2- 0	4- 1	1- 0			
3- 2	0- 1	0- 0	HOME	1- 0	2- 1	1- 0			
1- 2	0- 2	0- 0	AWAY	0- 0	1- 0	0- 0			
2- 2	0- 2	0- 0	NEUTRAL	1- 0	1- 0	0- 0			
13- 3	2- 1	5- 2	CONFERENCE	2- 0	4- 0	2- 0			
9- 0	1- 0	3- 0	HOME	2- 0	3- 0	1- 0			
4- 3	1- 1	2- 2	AWAY	0- 0	1- 0	1- 0			
0- 0	0- 0	0- 0	NEUTRAL	0- 0	0- 0	0- 0			

RPI 1-25				Team's RPI: 13				RPI 26-50				RPI 51-100				RPI 101+			
RPI	S	Opponent	Score	RPI	S	Opponent	Score	RPI	S	Opponent	Score	RPI	S	Opponent	Score	RPI	S	Opponent	Score
2	N	UConn	53 78	37	A	Cal i forni a	66 78	66	N	Bel mont	74 53	111	H	Western Ill.	64 71				
5	A	Baylor	57 81	37	H	Cal i forni a	74 69	83	H	UNLV	74 33	142	H	Col orado	62 53				
6	A	Ohi o St.	64 85	38	A	Oregon St.	60 57	98	H	Washing ton St.	70 57	144	A	San Franci sco	86 66				
6	N	Ohi o St.	82 94	46	A	Arizona St.	66 73	99	H	Utah	70 49	159	N	Kent St.	79 54				
8	A	Oregon	78 65	46	H	Ari zona St.	74 50					189	H	Washi ngton	71 45				
9	A	UCLA	53 64	48	A	Southern Cal i forni a	59 55					201	H	CSU Bakersfi el d	57 34				
9	H	UCLA	76 65	48	H	Southern Cal i forni a	72 65					239	H	UC Ri versi de	53 43				
10	H	Tennessee	71 83									280	A	Ari zona	61 46				
												280	H	Ari zona	79 42				
LAST 12 Division I GAMES:																			
				37	A	Cal i forni a	66 78	280	H	Ari zona	79 42								
				37	H	Cal i forni a	74 69	46	H	Ari zona St.	74 50								
				142	H	Col orado	62 53	9	A	UCLA	53 64								
				99	H	Utah	70 49	48	A	Southern Cal i forni a	59 55								
				8	A	Oregon	78 65	189	H	Washi ngton	71 45								
				38	A	Oregon St.	60 57	98	H	Washi ngton St.	70 57								

### Non-Div I Games:

Stanford



s  
t  
e  
t  
s  
o  
n

Stetson				Through Games Of Feb. 22, 2018							
Average RPI Win:		241	WON-LOST RECORD	WINNING PCT. RANK	LAST 10 GAMES	STRENGTH OF SCHEDULE	OPP. STRENGTH OF SCHEDULE	TEAM RPI	ADJ. RPI	CONF. RPI	ADJ CONF. RPI
Average RPI Loss:		141									
DIV. I ONLY		15- 12	145	6- 4	241	199	181	181	23	23	
DIV. I NON-CONF.		7- 7	170	0- 0	114	117	147	147	21	21	
-----											
TOTALS		RPI 1-25	RPI 26-50		W-L RECORDS		RPI 51-100	RPI 101-999	RPI 201+		
15- 12		0- 2	0- 1		OVERALL		0- 3	15- 6	11- 4		
9- 2		0- 0	0- 0		HOME		0- 1	9- 1	7- 0		
4- 6		0- 2	0- 0		AWAY		0- 2	4- 2	3- 2		
2- 4		0- 0	0- 1		NEUTRAL		0- 0	2- 3	1- 2		
7- 7		0- 2	0- 1		NON-CONFERENCE		0- 0	7- 4	3- 2		
4- 1		0- 0	0- 0		HOME		0- 0	4- 1	2- 0		
1- 2		0- 2	0- 0		AWAY		0- 0	1- 0	0- 0		
2- 4		0- 0	0- 1		NEUTRAL		0- 0	2- 3	1- 2		
8- 5		0- 0	0- 0		CONFERENCE		0- 3	8- 2	8- 2		
5- 1		0- 0	0- 0		HOME		0- 1	5- 0	5- 0		
3- 4		0- 0	0- 0		AWAY		0- 2	3- 2	3- 2		
0- 0		0- 0	0- 0		NEUTRAL		0- 0	0- 0	0- 0		

RPI 1-25				RPI 26-50				RPI 51-100				RPI 101+ Team's RPI: 181			
RPI	S	Opponent	Score	RPI	S	Opponent	Score	RPI	S	Opponent	Score	RPI	S	Opponent	Score
7	A	Florida St.	39 84	45	N	Western Ky.	58 66	55	A	FGCU	40 80	108	N	Wright St.	59 64
11	A	Texas	59 95					100	A	Jacksonville	63 73	112	H	Chattanooga	78 67
								100	H	Jacksonville	54 61	136	H	Texas St.	61 54
												141	A	SIUE	65 61
												162	N	Florida	85 71
												193	H	High Point	64 69
												208	N	Providence	45 56
												212	H	Richmond	72 67
												244	H	Northern Ky.	67 56
												251	A	North Florida	68 51
												251	H	North Florida	68 55
												260	A	Lipscomb	59 55
												260	H	Lipscomb	91 71
												277	N	UMKC	50 67
												291	A	USC Upstate	64 69
												291	H	USC Upstate	62 61
												293	A	Kennesaw St.	49 66
												293	H	Kennesaw St.	96 53
												332	N	Delaware St.	58 43
												335	A	NJIT	72 53
												335	H	NJIT	73 55
-----															
LAST 12 Division I GAMES:															
260	H	Lipscomb	91 71	100	A	Jacksonville	63 73								
293	H	Kennesaw St.	96 53	251	H	North Florida	68 55								
291	A	USC Upstate	64 69	293	A	Kennesaw St.	49 66								
335	A	NJIT	72 53	260	A	Lipscomb	59 55								
100	H	Jacksonville	54 61	335	H	NJIT	73 55								
251	A	North Florida	68 51	291	H	USC Upstate	62 61								

Non-Div I Games: Thomas (GA) 92 41 Webber Int'l 67 30

Stetson

s  
t  
e  
t  
s  
o  
n



Average RPI Win:	265	WON-LOST	WINNING	LAST 10	STRENGTH OF	OPP. STRENGTH	TEAM	ADJ.	CONF.	ADJ CONF.
Average RPI Loss:	128	RECORD	PCT. RANK	GAMES	SCHEDULE	OF SCHEDULE	RPI	RPI	RPI	RPI
DIV. I ONLY	16- 11	122	7- 3	286	246	186	186	20	20	
DIV. I NON-CONF.	7- 5	132	0- 0	334	253	226	226	24	24	
-----										
TOTALS	RPI 1-25	RPI 26-50	W-L RECORDS	RPI 51-100	RPI 101-999	RPI 201+				
16- 11	0- 0	0- 1	OVERALL	1- 4	15- 6	12- 1				
8- 5	0- 0	0- 0	HOME	1- 1	7- 4	7- 0				
8- 6	0- 0	0- 1	AWAY	0- 3	8- 2	5- 1				
0- 0	0- 0	0- 0	NEUTRAL	0- 0	0- 0	0- 0				
7- 5	0- 0	0- 1	NON-CONFERENCE	0- 1	7- 3	7- 1				
4- 1	0- 0	0- 0	HOME	0- 0	4- 1	4- 0				
3- 4	0- 0	0- 1	AWAY	0- 1	3- 2	3- 1				
0- 0	0- 0	0- 0	NEUTRAL	0- 0	0- 0	0- 0				
9- 6	0- 0	0- 0	CONFERENCE	1- 3	8- 3	5- 0				
4- 4	0- 0	0- 0	HOME	1- 1	3- 3	3- 0				
5- 2	0- 0	0- 0	AWAY	0- 2	5- 0	2- 0				
0- 0	0- 0	0- 0	NEUTRAL	0- 0	0- 0	0- 0				

RPI 1-25	RPI 26-50	RPI 51-100	RPI 101+	Team's RPI: 186
RPI S Opponent Score	RPI S Opponent Score	RPI S Opponent Score	RPI S Opponent Score	Score
	29 A Syracuse 70 81	73 A Harvard 53 60	119 H Yale 71 77	
		79 A Albany (NY) 58 64	150 A Binghamton 67 59	
		79 H Albany (NY) 68 72	150 H Binghamton 64 69	
		81 A Maine 56 64	155 A Hartford 66 58	
		81 H Maine 76 68	155 H Hartford 68 75	
			184 A New Hampshire 62 56	
			184 H New Hampshire 50 51	
			187 A Northwestern 36 68	
			236 A Hofstra 73 49	
			257 H Manhattan 74 59	
			267 A Cornell 40 48	
			268 A Fairleigh Dickinson 56 51	
			289 H Vermont 80 57	
			296 H Central Conn. St. 60 55	
			321 A UMBC 69 44	
			321 H UMBC 53 49	
			325 A Ga. Southern 68 49	
			334 H Wagner 69 50	
			336 H Iona 63 46	
			344 A UMass Lowell 63 60	
			344 H UMass Lowell 59 50	
LAST 12 Division I GAMES:				
184 A New Hampshire 62 56	321 A UMBC 69 44			
321 H UMBC 53 49	79 A Albany (NY) 58 64			
81 H Maine 76 68	344 H UMass Lowell 59 50			
344 A UMass Lowell 63 60	184 H New Hampshire 50 51			
150 H Binghamton 64 69	150 A Binghamton 67 59			
155 A Hartford 66 58	289 H Vermont 80 57			

Non-Div I Games: Farmingdale St. 76 25

Stony Brook



Average RPI Win:	148	WON-LOST	WINNING	LAST 10	STRENGTH OF	OPP. STRENGTH	TEAM	ADJ.	CONF.	ADJ CONF.
Average RPI Loss:	27	RECORD	PCT. RANK	GAMES	SCHEDULE	OF SCHEDULE	RPI	RPI	RPI	RPI
DIV. I ONLY	21- 7	45	7- 3	56	17	29	29	1	1	
DIV. I NON-CONF.	12- 1	6	0- 0	143	85	29	29	1	1	
-----										
TOTALS	RPI 1-25	RPI 26-50	W-L RECORDS	RPI 51-100	RPI 101-999	RPI 201+				
21- 7	2- 4	0- 2	OVERALL	5- 1	14- 0	4- 0				
12- 2	2- 1	0- 0	HOME	2- 1	8- 0	3- 0				
6- 4	0- 2	0- 2	AWAY	3- 0	3- 0	0- 0				
3- 1	0- 1	0- 0	NEUTRAL	0- 0	3- 0	1- 0				
12- 1	0- 1	0- 0	NON-CONFERENCE	3- 0	9- 0	4- 0				
7- 0	0- 0	0- 0	HOME	1- 0	6- 0	3- 0				
2- 0	0- 0	0- 0	AWAY	2- 0	0- 0	0- 0				
3- 1	0- 1	0- 0	NEUTRAL	0- 0	3- 0	1- 0				
9- 6	2- 3	0- 2	CONFERENCE	2- 1	5- 0	0- 0				
5- 2	2- 1	0- 0	HOME	1- 1	2- 0	0- 0				
4- 4	0- 2	0- 2	AWAY	1- 0	3- 0	0- 0				
0- 0	0- 0	0- 0	NEUTRAL	0- 0	0- 0	0- 0				

RPI 1-25				RPI 26-50				Team's RPI: 29				RPI 51-100				RPI 101+			
RPI	S	Opponent	Score	RPI	S	Opponent	Score	RPI	S	Opponent	Score	RPI	S	Opponent	Score	RPI	S	Opponent	Score
1	A	Notre Dame	72 87	34	A	Virginia	63 68	53	H	Drexel	72 62	116	A	North Carolina	86 80				
3	N	Mississippi St.	65 76	50	A	Miami (FL)	67 72	61	H	Georgia Tech	88 77	133	N	Vanderbilt	84 78				
4	H	Louisville	77 84					75	H	Virginia Tech	64 73	154	H	Clemson	86 51				
7	H	Florida St.	76 69					83	A	UNLV	69 55	155	H	Hartford	75 63				
12	H	Duke	68 65					88	A	George Washington	74 62	174	A	Pittsburgh	62 53				
21	A	NC State	56 60					95	A	Wake Forest	71 61	174	H	Pittsburgh	70 52				
																186	H	Stony Brook	81 70
																187	H	Northwestern	81 74
																190	N	Wisconsin	77 74
																191	A	Boston College	75 57
																249	N	Coastal Caro.	69 57
																259	H	Morgan St.	95 68
																274	H	UMES	68 45
																276	H	Colgate	79 39
LAST 12 Division I GAMES:																			
116	A	North Carolina	86 80	191	A	Boston College	75 57												
174	A	Pittsburgh	62 53	154	H	Clemson	86 51												
12	H	Duke	68 65	174	H	Pittsburgh	70 52												
95	A	Wake Forest	71 61	50	A	Miami (FL)	67 72												
4	H	Louisville	77 84	21	A	NC State	56 60												
75	H	Virginia Tech	64 73	7	H	Florida St.	76 69												



Average RPI Win:	158	WON-LOST	WINNING	LAST 10	STRENGTH OF	OPP. STRENGTH	TEAM	ADJ.	CONF.	ADJ CONF.
Average RPI Loss:	63	RECORD	PCT. RANK	GAMES	SCHEDULE	OF SCHEDULE	RPI	RPI	RPI	RPI
DIV. I ONLY	18- 9	79	6- 4	87	53	71	71	4	4	
DIV. I NON-CONF.	9- 2	33	0- 0	205	201	76	76	5	5	
-----										
TOTALS	RPI 1-25	RPI 26-50	W-L RECORDS	RPI 51-100	RPI 101-999	RPI 201+				
18- 9	2- 4	0- 0	OVERALL	4- 2	12- 3	7- 0				
11- 4	2- 0	0- 0	HOME	2- 2	7- 2	4- 0				
5- 5	0- 4	0- 0	AWAY	2- 0	3- 1	2- 0				
2- 0	0- 0	0- 0	NEUTRAL	0- 0	2- 0	1- 0				
9- 2	0- 1	0- 0	NON-CONFERENCE	1- 0	8- 1	5- 0				
6- 1	0- 0	0- 0	HOME	1- 0	5- 1	3- 0				
1- 1	0- 1	0- 0	AWAY	0- 0	1- 0	1- 0				
2- 0	0- 0	0- 0	NEUTRAL	0- 0	2- 0	1- 0				
9- 7	2- 3	0- 0	CONFERENCE	3- 2	4- 2	2- 0				
5- 3	2- 0	0- 0	HOME	1- 2	2- 1	1- 0				
4- 4	0- 3	0- 0	AWAY	2- 0	2- 1	1- 0				
0- 0	0- 0	0- 0	NEUTRAL	0- 0	0- 0	0- 0				

RPI	S	Opponent	Score	RPI	S	Opponent	Score	RPI	S	Opponent	Score	RPI	S	Opponent	Score
5	A	Baylor	63 83					64	A	West Virginia	76 74	118	A	Iowa St.	75 52
11	A	Texas	65 92					64	H	West Virginia	82 87	118	H	Iowa St.	63 66
11	H	Texas	79 77					68	H	Oklahoma St.	54 71	119	H	Yale	72 82
20	A	Texas A&M	58 71					87	H	Alabama	88 67	135	N	Idaho	86 76
24	A	Oklahoma	71 84					91	A	Kansas St.	68 63	136	H	Texas St.	82 58
24	H	Oklahoma	62 58					91	H	Kansas St.	87 70	140	A	Kansas	77 86
												140	H	Kansas	76 66
												180	H	Oral Roberts	72 58
												205	A	SMU	64 58
												207	H	Hampton	90 68
												230	A	Texas Tech	72 60
												230	H	Texas Tech	93 72
												280	N	Arizona	68 59
												290	H	Southeastern La.	112 62
												331	H	Northwestern St.	89 51
-----															
LAST 12 Division I GAMES:															
230	A	Texas Tech	72 60	118	A	Iowa St.	75 52								
91	H	Kansas St.	87 70	24	H	Oklahoma	62 58								
118	H	Iowa St.	63 66	91	A	Kansas St.	68 63								
5	A	Baylor	63 83	140	H	Kansas	76 66								
68	H	Oklahoma St.	54 71	64	A	West Virginia	76 74								
11	A	Texas	65 92	11	H	Texas	79 77								

Non-Div I Games:

TCU



Average RPI Win: 223

Average RPI Loss: 71

WON-LOST  
RECORDWINNING  
PCT. RANKLAST 10  
GAMESSTRENGTH OF  
SCHEDULEOPP. STRENGTH  
OF SCHEDULETEAM  
RPIADJ.  
RPICONF.  
RPIADJ CONF.  
RPIDIV. I ONLY  
DIV. I NON-CONF.10- 17  
8- 5241  
1111- 9  
0- 171  
19477  
118192  
183192  
1838  
78  
7

TOTALS

RPI 1-25

RPI 26-50

W-L RECORDS

RPI 51-100

RPI 101-999

RPI 201+

10- 17 0- 6  
8- 10 0- 4  
2- 7 0- 1  
0- 0 0- 00- 1  
0- 1  
0- 0  
0- 0OVERALL  
HOME  
AWAY  
NEUTRAL1- 4  
1- 3  
0- 0  
0- 09- 6  
7- 2  
2- 1  
0- 06- 1  
4- 0  
2- 0  
0- 08- 5 0- 2  
6- 5 0- 2  
2- 0 0- 0  
0- 0 0- 00- 1  
0- 1  
0- 0  
0- 0NON-CONFERENCE  
HOME  
AWAY  
NEUTRAL1- 1  
1- 1  
0- 0  
0- 07- 1  
5- 1  
2- 0  
0- 05- 0  
3- 0  
2- 0  
0- 02- 12 0- 4  
2- 5 0- 2  
0- 7 0- 2  
0- 0 0- 00- 0  
0- 0  
0- 0  
0- 0CONFERENCE  
HOME  
AWAY  
NEUTRAL0- 3  
0- 2  
0- 1  
0- 02- 5  
2- 1  
0- 4  
0- 01- 1  
1- 0  
0- 1  
0- 0

RPI 1-25

RPI 26-50

RPI 51-100

RPI 101+

Team's RPI: 192

RPI	S	Opponent	Score
2	A	UConn	45 106
2	H	UConn	57 113
14	H	South Carolina	60 87
19	A	South Fla.	60 76
19	H	South Fla.	73 89
23	H	Villanova	65 69

RPI	S	Opponent	Score
33	H	Rutgers	67 84

RPI	S	Opponent	Score
52	A	UCF	46 76
52	H	UCF	57 64
56	H	Houston	75 99
73	H	Harvard	86 64
74	H	Penn	59 74

RPI	S	Opponent	Score
117	A	Tulane	65 69
126	A	Cincinnati	72 80
126	H	Cincinnati	52 70
137	A	Wichita St.	81 88
156	H	Ole Miss	48 64
160	H	Marist	83 77
164	H	Saint Joseph's	69 66
177	H	Tulsa	76 75
205	A	SMU	56 60
205	H	SMU	55 52
207	H	Hampton	65 56
242	A	La Salle	69 52
332	H	Delaware St.	96 72
334	H	Wagner	70 36
336	A	Iona	59 54

LAST 12 Division I GAMES:

126	H	Cincinnati	52 70	205	A	SMU	56 60
2	A	UConn	45 106	19	A	South Fla.	60 76
137	A	Wichita St.	81 88	74	H	Penn	59 74
52	H	UCF	57 64	2	H	UConn	57 113
117	A	Tulane	65 69	56	H	Houston	75 99
177	H	Tulsa	76 75	126	A	Cincinnati	72 80

Temple

Temple

Non-Div I Games:

Temple



Average RPI		Win: 107	WON-LOST	WINNING	LAST 10	STRENGTH OF	OPP. STRENGTH	TEAM	ADJ.	CONF.	ADJ CONF.
Loss: 26			RECORD	PCT. RANK	GAMES	SCHEDULE	OF SCHEDULE	RPI	RPI	RPI	RPI
DIV. I ONLY		22- 6	33	6- 4	13	7	10	10	2	2	
DIV. I NON-CONF.		12- 1	6	0- 1	11	29	3	3	2	2	
-----											
TOTALS		RPI 1-25		RPI 26-50	W-L RECORDS		RPI 51-100	RPI 101-999	RPI 201+		
22- 6	5- 4		1- 1	OVERALL	4- 1	12- 0	2- 0				
12- 2	3- 1		0- 0	HOME	1- 1	8- 0	1- 0				
7- 4	2- 3		0- 1	AWAY	1- 0	4- 0	1- 0				
3- 0	0- 0		1- 0	NEUTRAL	2- 0	0- 0	0- 0				
12- 1	2- 1		1- 0	NON-CONFERENCE	3- 0	6- 0	2- 0				
7- 0	1- 0		0- 0	HOME	1- 0	5- 0	1- 0				
2- 1	1- 1		0- 0	AWAY	0- 0	1- 0	1- 0				
3- 0	0- 0		1- 0	NEUTRAL	2- 0	0- 0	0- 0				
10- 5	3- 3		0- 1	CONFERENCE	1- 1	6- 0	0- 0				
5- 2	2- 1		0- 0	HOME	0- 1	3- 0	0- 0				
5- 3	1- 2		0- 1	AWAY	1- 0	3- 0	0- 0				
0- 0	0- 0		0- 0	NEUTRAL	0- 0	0- 0	0- 0				

RPI	S	Opponent	Score	RPI	S	Opponent	Score	RPI	S	Opponent	Score	RPI	S	Opponent	Score
1	A	Notre Dame	70 84	27	A	LSU	59 70	57	N	South Dakota	69 49	101	H	Auburn	70 59
3	H	Mississippi St.	52 71	30	N	Marquette	101 99	68	N	Oklahoma St.	79 69	120	H	ETSU	87 49
11	H	Texas	82 75					72	H	James Madison	89 60	122	A	Arkansas	90 85
13	A	Stanford	83 71					87	H	Alabama	63 72	125	H	Central Ark.	77 34
14	A	South Carolina	86 70					92	A	Kentucky	63 49	133	A	Vanderbilt	74 64
17	A	Missouri	73 77									133	H	Vanderbilt	86 73
20	A	Texas A&M	76 79									137	H	Wichita St.	68 56
20	H	Texas A&M	82 67									156	H	Ole Miss	75 66
25	H	Georgia	62 46									161	H	Troy	131 69
												162	A	Florida	70 42
												303	A	Long Beach St.	90 61
												306	H	Alabama St.	104 51
-----															
LAST 12 Division I GAMES:															
162	A	Florida	70 42	20	H	Texas A&M	82 67								
17	A	Missouri	73 77	27	A	LSU	59 70								
87	H	Alabama	63 72	156	H	Ole Miss	75 66								
25	H	Georgia	62 46	3	H	Mississippi St.	52 71								
122	A	Arkansas	90 85	1	A	Notre Dame	70 84								
133	A	Vanderbilt	74 64	14	A	South Carolina	86 70								

Non-Div I Games:

Tennessee



Average RPI Win:	309	WON-LOST	WINNING	LAST 10	STRENGTH OF	OPP. STRENGTH	TEAM	ADJ.	CONF.	ADJ CONF.
Average RPI Loss:	195	RECORD	PCT. RANK	GAMES	SCHEDULE	OF SCHEDULE	RPI	RPI	RPI	RPI
DIV. I ONLY	5- 20	315	3- 7	281	297	333	333	25	25	
DIV. I NON-CONF.	1- 7	310	0- 0	172	270	319	319	27	27	
-----										
TOTALS	RPI 1-25	RPI 26-50	W-L RECORDS	RPI 51-100	RPI 101-999	RPI 201+				
5- 20	0- 1	0- 1	OVERALL	0- 1	5- 17	5- 7				
4- 10	0- 0	0- 1	HOME	0- 1	4- 8	4- 4				
1- 10	0- 1	0- 0	AWAY	0- 0	1- 9	1- 3				
0- 0	0- 0	0- 0	NEUTRAL	0- 0	0- 0	0- 0				
1- 7	0- 1	0- 1	NON-CONFERENCE	0- 0	1- 5	1- 2				
1- 4	0- 0	0- 1	HOME	0- 0	1- 3	1- 2				
0- 3	0- 1	0- 0	AWAY	0- 0	0- 2	0- 0				
0- 0	0- 0	0- 0	NEUTRAL	0- 0	0- 0	0- 0				
4- 13	0- 0	0- 0	CONFERENCE	0- 1	4- 12	4- 5				
3- 6	0- 0	0- 0	HOME	0- 1	3- 5	3- 2				
1- 7	0- 0	0- 0	AWAY	0- 0	1- 7	1- 3				
0- 0	0- 0	0- 0	NEUTRAL	0- 0	0- 0	0- 0				

RPI 1-25				RPI 26-50				RPI 51-100				RPI 101+				Team's RPI: 333
RPI	S	Opponent	Score	RPI	S	Opponent	Score	RPI	S	Opponent	Score	RPI	S	Opponent	Score	
4	A	Louisville	56 95	40	H	Ball St.	65 85	66	H	Belmont	70 87	141	A	SIUE	63 74	
												141	H	SIUE	76 88	
												161	H	Troy	66 95	
												178	A	Jacksonville St.	61 62	
												178	H	Jacksonville St.	56 75	
												182	A	Morehead St.	81 97	
												182	H	Morehead St.	69 71	
												194	A	UT Martin	68 80	
												199	A	Arkansas St.	62 68	
												201	A	Memphis	75 79	
												214	A	Southeast Mo. St.	66 71	
												240	H	Austin Peay	59 75	
												260	H	Lipscomb	71 64	
												294	H	Murray St.	73 85	
												312	A	Tennessee Tech	65 68	
												312	H	Tennessee Tech	76 66	
												314	A	Eastern Ky.	59 58	
												314	H	Eastern Ky.	69 58	
												316	H	Marshall	65 71	
												318	H	Alabama A&M	75 77	
												347	A	Eastern Ill.	59 66	
												347	H	Eastern Ill.	86 68	
-----																
LAST 12 Division I GAMES:																
312	A	Tennessee Tech	65 68	182	A	Morehead St.	81 97									
314	H	Eastern Ky.	69 58	347	H	Eastern Ill.	86 68									
182	H	Morehead St.	69 71	141	H	SIUE	76 88									
178	A	Jacksonville St.	61 62	294	H	Murray St.	73 85									
66	H	Belmont	70 87	240	H	Austin Peay	59 75									
314	A	Eastern Ky.	59 58	141	A	SIUE	63 74									

Non-Div I Games: Fisk 93 48

Tennessee St.



Average RPI Win:	288	WON-LOST	WINNING	LAST 10	STRENGTH OF	OPP. STRENGTH	TEAM	ADJ.	CONF.	ADJ CONF.
Average RPI Loss:	180	RECORD	PCT. RANK	GAMES	SCHEDULE	OF SCHEDULE	RPI	RPI	RPI	RPI
DIV. I ONLY	5- 21	318	3- 7	194	310	312	312	25	25	
DIV. I NON-CONF.	1- 8	313	0- 0	92	197	284	284	27	27	
-----										
TOTALS	RPI 1-25	RPI 26-50	W-L RECORDS	RPI 51-100	RPI 101-999	RPI 201+				
5- 21	0- 1	0- 0	OVERALL	0- 4	5- 16	4- 8				
3- 9	0- 0	0- 0	HOME	0- 2	3- 7	3- 4				
2- 12	0- 1	0- 0	AWAY	0- 2	2- 9	1- 4				
0- 0	0- 0	0- 0	NEUTRAL	0- 0	0- 0	0- 0				
1- 8	0- 1	0- 0	NON-CONFERENCE	0- 2	1- 5	1- 1				
1- 3	0- 0	0- 0	HOME	0- 1	1- 2	1- 1				
0- 5	0- 1	0- 0	AWAY	0- 1	0- 3	0- 0				
0- 0	0- 0	0- 0	NEUTRAL	0- 0	0- 0	0- 0				
4- 13	0- 0	0- 0	CONFERENCE	0- 2	4- 11	3- 7				
2- 6	0- 0	0- 0	HOME	0- 1	2- 5	2- 3				
2- 7	0- 0	0- 0	AWAY	0- 1	2- 6	1- 4				
0- 0	0- 0	0- 0	NEUTRAL	0- 0	0- 0	0- 0				

RPI 1-25				RPI 26-50				RPI 51-100				RPI 101+ Team's RPI: 312			
RPI	S	Opponent	Score	RPI	S	Opponent	Score	RPI	S	Opponent	Score	RPI	S	Opponent	Score
25	A	Georgia	48 56					66	A	Belmont	59 78	108	A	Wright St.	59 82
								66	H	Belmont	60 68	113	A	Middle Tenn.	44 58
								78	H	IUPUI	54 68	120	A	ETSU	55 74
								92	A	Kentucky	54 82	141	A	SIUE	58 65
												153	H	Radford	41 60
												178	A	Jacksonville St.	60 58
												182	A	Morehead St.	51 53
												182	H	Morehead St.	67 74
												194	H	UT Martin	51 67
												214	H	Southeast Mo. St.	66 70
												240	A	Austin Peay	52 53
												240	H	Austin Peay	63 59
												260	H	Lipscomb	57 61
												294	A	Murray St.	73 80
												294	H	Murray St.	63 72
												314	A	Eastern Ky.	53 55
												314	H	Eastern Ky.	68 76
												333	A	Tennessee St.	66 76
												333	H	Tennessee St.	68 65
												340	H	Winthrop	70 41
												347	A	Eastern Ill.	60 57
LAST 12 Division I GAMES:															
333	H	Tennessee St.	68 65	141	A	SIUE	58 65								
294	A	Murray St.	73 80	194	H	UT Martin	51 67								
240	A	Austin Peay	52 53	214	H	Southeast Mo. St.	66 70								
66	H	Belmont	60 68	182	A	Morehead St.	51 53								
178	A	Jacksonville St.	60 58	314	A	Eastern Ky.	53 55								
347	A	Eastern Ill.	60 57	294	H	Murray St.	63 72								

Non-Div I Games: Cumberland (TN) 83 52 Tenn. Wesleyan 84 66

Tennessee Tech



Average RPI Win:	132	WON-LOST	WINNING	LAST 10	STRENGTH OF	OPP. STRENGTH	TEAM	ADJ.	CONF.	ADJ CONF.
Average RPI Loss:	19	RECORD	PCT. RANK	GAMES	SCHEDULE	OF SCHEDULE	RPI	RPI	RPI	RPI
DIV. I ONLY	22- 5	28	8- 2	16	28	11	11	4	4	
DIV. I NON-CONF.	9- 2	33	0- 1	46	32	25	25	5	5	
-----										
TOTALS	RPI 1-25	RPI 26-50	W-L RECORDS	RPI 51-100	RPI 101-999	RPI 201+				
22- 5	3- 4	1- 0	OVERALL	7- 1	11- 0	5- 0				
13- 2	1- 2	0- 0	HOME	4- 0	8- 0	4- 0				
7- 3	2- 2	0- 0	AWAY	3- 1	2- 0	1- 0				
2- 0	0- 0	1- 0	NEUTRAL	0- 0	1- 0	0- 0				
9- 2	2- 2	1- 0	NON-CONFERENCE	0- 0	6- 0	3- 0				
6- 1	1- 1	0- 0	HOME	0- 0	5- 0	3- 0				
1- 1	1- 1	0- 0	AWAY	0- 0	0- 0	0- 0				
2- 0	0- 0	1- 0	NEUTRAL	0- 0	1- 0	0- 0				
13- 3	1- 2	0- 0	CONFERENCE	7- 1	5- 0	2- 0				
7- 1	0- 1	0- 0	HOME	4- 0	3- 0	1- 0				
6- 2	1- 1	0- 0	AWAY	3- 1	2- 0	1- 0				
0- 0	0- 0	0- 0	NEUTRAL	0- 0	0- 0	0- 0				

RPI	S	Opponent	Score	RPI	S	Opponent	Score	RPI	S	Opponent	Score	RPI	S	Opponent	Score
2	H	UConn	71 75	27	N	LSU	75 66	64	A	West Virginia	73 55	118	H	Iowa St.	87 55
5	A	Baylor	56 81					64	H	West Virginia	79 58	140	A	Kansas	55 41
5	H	Baylor	87 93					68	A	Oklahoma St.	77 62	140	H	Kansas	79 62
7	H	Florida St.	87 72					68	H	Oklahoma St.	84 79	167	H	Louisiana Tech	88 54
10	A	Tennessee	75 82					71	A	TCU	77 79	181	H	Stetson	95 59
24	A	Oklahoma	88 78					71	H	TCU	92 65	189	N	Washington	92 68
25	A	Georgia	81 53					91	A	Kansas St.	75 64	230	A	Texas Tech	90 39
								91	H	Kansas St.	76 54	230	H	Texas Tech	87 72
												279	H	McNeese	100 34
												297	H	UTSA	120 70
												331	H	Northwestern St.	68 44
-----															
LAST 12 Division I GAMES:															
5	H	Baylor	87 93	140	A	Kansas	55 41	118	H	Iowa St.	87 55	5	A	Baylor	56 81
68	A	Oklahoma St.	77 62	118	H	Iowa St.	87 55	5	A	Baylor	56 81	230	A	Texas Tech	90 39
230	H	Texas Tech	87 72	5	A	Baylor	56 81	230	A	Texas Tech	90 39	64	A	West Virginia	73 55
91	H	Kansas St.	76 54	230	A	Texas Tech	90 39	2	H	UConn	71 75	71	H	TCU	92 65
64	A	West Virginia	73 55	2	H	UConn	71 75	140	H	Kansas	79 62				
71	H	TCU	92 65	140	H	Kansas	79 62								

Non-Div I Games:

Texas



Average RPI Win:	123	WON-LOST	WINNING	LAST 10	STRENGTH OF	OPP. STRENGTH	TEAM	ADJ.	CONF.	ADJ CONF.
Average RPI Loss:	20	RECORD	PCT. RANK	GAMES	SCHEDULE	OF SCHEDULE	RPI	RPI	RPI	RPI
DIV. I ONLY	21- 8	55	7- 3	11	32	20	20	2	2	
DIV. I NON-CONF.	11- 3	45	0- 0	18	70	31	31	2	2	
-----										
TOTALS	RPI 1-25	RPI 26-50	W-L RECORDS	RPI 51-100	RPI 101-999	RPI 201+				
21- 8	1- 6	2- 1	OVERALL	5- 1	13- 0	4- 0				
14- 3	1- 2	1- 0	HOME	4- 1	8- 0	2- 0				
6- 4	0- 3	1- 1	AWAY	1- 0	4- 0	1- 0				
1- 1	0- 1	0- 0	NEUTRAL	0- 0	1- 0	1- 0				
11- 3	0- 2	1- 0	NON-CONFERENCE	3- 1	7- 0	4- 0				
8- 2	0- 1	0- 0	HOME	3- 1	5- 0	2- 0				
2- 0	0- 0	1- 0	AWAY	0- 0	1- 0	1- 0				
1- 1	0- 1	0- 0	NEUTRAL	0- 0	1- 0	1- 0				
10- 5	1- 4	1- 1	CONFERENCE	2- 0	6- 0	0- 0				
6- 1	1- 1	1- 0	HOME	1- 0	3- 0	0- 0				
4- 4	0- 3	0- 1	AWAY	1- 0	3- 0	0- 0				
0- 0	0- 0	0- 0	NEUTRAL	0- 0	0- 0	0- 0				

RPI 1-25				Team's RPI: 20				RPI 26-50				RPI 51-100				RPI 101+			
RPI	S	Opponent	Score	RPI	S	Opponent	Score	RPI	S	Opponent	Score	RPI	S	Opponent	Score	RPI	S	Opponent	Score
3	A	Mississippi St.	55 76	27	A	LSU	78 80	56	H	Houston	83 65	101	A	Auburn	82 73				
8	H	Oregon	68 83	27	H	LSU	69 59	64	H	West Virginia	56 70	101	H	Auburn	78 59				
8	N	Oregon	62 84	48	A	Southern California	75 74	71	H	TCU	71 58	103	H	Little Rock	66 49				
10	A	Tennessee	67 82					87	A	Alabama	73 54	122	A	Arkansas	104 60				
10	H	Tennessee	79 76					92	H	Kentucky	74 70	125	H	Central Ark.	72 61				
14	A	South Carolina	59 61					93	H	Rice	82 76	133	A	Vanderbilt	91 67				
25	H	Georgia	84 92									156	H	Ole Miss	83 54				
												162	H	Florida	85 80				
												176	H	Louisiana	83 62				
												205	H	SMU	79 57				
												230	A	Texas Tech	90 56				
												235	N	Hawaii	103 59				
												258	H	Prairie View	98 70				
-----																			
LAST 12 Division I GAMES:																			
122	A	Arkansas	104 60	10	A	Tennessee	67 82	133	A	Vanderbilt	91 67								
3	A	Mississippi St.	55 76	27	H	LSU	69 59	87	A	Alabama	73 54								
162	H	Florida	85 80	25	H	Georgia	84 92	10	H	Tennessee	79 76								
27	A	LSU	78 80																
156	H	Ole Miss	83 54																
101	H	Auburn	78 59																

Non-Di v I Games:

Texas A&amp;M



Texas Southern				Through Games Of Feb. 22, 2018						
Average RPI Win: 301		WON-LOST RECORD	WINNING PCT. RANK	LAST 10 GAMES	STRENGTH OF SCHEDULE	OPP. STRENGTH OF SCHEDULE	TEAM RPI	ADJ. RPI	CONF. RPI	ADJ. CONF. RPI
DIV. I ONLY		13- 10	138	8- 2	345	342	241	241	32	32
DIV. I NON-CONF.		3- 6	239	0- 0	302	236	261	261	32	32
TOTALS		RPI 1-25	RPI 26-50	W-L RECORDS		RPI 51-100	RPI 101-999	RPI 201+		
13- 10	0- 0		0- 0	OVERALL		0- 1	13- 9	13- 4		
5- 3	0- 0		0- 0	HOME		0- 0	5- 3	5- 1		
6- 7	0- 0		0- 0	AWAY		0- 1	6- 6	6- 3		
2- 0	0- 0		0- 0	NEUTRAL		0- 0	2- 0	2- 0		
3- 6	0- 0		0- 0	NON-CONFERENCE		0- 1	3- 5	3- 1		
0- 1	0- 0		0- 0	HOME		0- 0	0- 1	0- 0		
1- 5	0- 0		0- 0	AWAY		0- 1	1- 4	1- 1		
2- 0	0- 0		0- 0	NEUTRAL		0- 0	2- 0	2- 0		
10- 4	0- 0		0- 0	CONFERENCE		0- 0	10- 4	10- 3		
5- 2	0- 0		0- 0	HOME		0- 0	5- 2	5- 1		
5- 2	0- 0		0- 0	AWAY		0- 0	5- 2	5- 2		
0- 0	0- 0		0- 0	NEUTRAL		0- 0	0- 0	0- 0		

RPI 1-25				RPI 26-50				RPI 51-100				RPI 101+				Team's RPI: 241	
RPI	S	Opponent	Score	RPI	S	Opponent	Score	RPI	S	Opponent	Score	RPI	S	Opponent	Score		
								95	A	Wake Forest	56 73	136	H	Texas St.	56 70		
												140	A	Kansas	37 72		
												156	A	Ole Miss	58 73		
												166	A	UTEP	55 65		
												188	H	Southern U.	57 67		
												226	A	Grambling	73 63		
												226	H	Grambling	66 56		
												227	A	New Orleans	69 72		
												231	N	New Mexico St.	66 50		
												258	A	Prairie View	48 65		
												258	H	Prairie View	56 61		
												295	H	Alcorn	91 57		
												306	A	Alabama St.	71 39		
												308	A	Jackson St.	77 74		
												308	H	Jackson St.	71 66		
												318	A	Alabama A&M	55 49		
												331	N	Northwestern St.	56 43		
												338	A	Ark.-Pine Bluff	59 61		
												338	H	Ark.-Pine Bluff	58 52		
												339	A	Sam Houston St.	77 58		
												341	A	Mississippi Val.	72 53		
												341	H	Mississippi Val.	55 39		
LAST 12 Division I GAMES:																	
				338	A	Ark.-Pine Bluff	59 61	318	A	Alabama A&M	55 49						
				341	A	Mississippi Val.	72 53	338	H	Ark.-Pine Bluff	58 52						
				226	H	Grambling	66 56	341	H	Mississippi Val.	55 39						
				308	H	Jackson St.	71 66	226	A	Grambling	73 63						
				258	A	Prairie View	48 65	308	A	Jackson St.	77 74						
				306	A	Alabama St.	71 39	258	H	Prairie View	56 61						

Non-Div I Games:	Paul Quinn	85	59	Wiley	74	36
------------------	------------	----	----	-------	----	----

Texas Southern

Loss, Non-Conf, S Site, H Home A Away N Neutral



Average RPI Win: 258

Average RPI Loss: 140

WON-LOST  
RECORDWINNING  
PCT. RANKLAST 10  
GAMESSTRENGTH OF  
SCHEDULEOPP. STRENGTH  
OF SCHEDULETEAM  
RPIADJ.  
RPICONF.  
RPIADJ CONF.  
RPIDIV. I ONLY  
DIV. I NON-CONF.19- 8  
7- 466  
1028- 2  
0- 0316  
254242  
276136  
139136  
13922  
2322  
23

TOTALS

RPI 1-25

RPI 26-50

W-L RECORDS

RPI 51-100

RPI 101-999

RPI 201+

19- 8

0- 0

0- 0

OVERALL

0- 2

19- 6

14- 1

9- 2

0- 0

0- 0

HOME

0- 1

9- 1

6- 0

10- 5

0- 0

0- 0

AWAY

0- 0

10- 0

8- 0

0- 1

0- 0

0- 0

NEUTRAL

0- 0

0- 1

0- 0

7- 4

0- 0

0- 0

NON-CONFERENCE

0- 2

7- 2

6- 0

3- 1

0- 0

0- 0

HOME

0- 1

3- 0

2- 0

4- 2

0- 0

0- 0

AWAY

0- 1

4- 1

4- 0

0- 1

0- 0

0- 0

NEUTRAL

0- 0

0- 1

0- 0

12- 4

0- 0

0- 0

CONFERENCE

0- 0

12- 4

8- 1

6- 1

0- 0

0- 0

HOME

0- 0

6- 1

4- 0

6- 3

0- 0

0- 0

AWAY

0- 0

6- 3

4- 1

0- 0

0- 0

0- 0

NEUTRAL

0- 0

0- 0

0- 0

RPI 1-25

RPI 26-50

RPI 51-100

RPI 101+

Team's RPI: 136

RPI S Opponent Score

RPI S Opponent Score

RPI S Opponent Score

RPI S Opponent Score

56 H Houston 67 72  
71 A TCU 58 82103 A Little Rock 48 63  
114 N Bethune-Cookman 56 62  
134 H Fresno St. 76 59  
152 H South Ala. 78 63  
161 H Troy 83 75  
169 A UT Arlington 59 61  
176 A Louisiana 56 53  
176 H Louisiana 58 65  
181 A Stetson 54 61  
199 A Arkansas St. 67 55  
230 A Texas Tech 87 70  
241 A Texas Southern 70 56  
249 A Coastal Caro. 64 65  
249 H Coastal Caro. 78 69  
258 H Prairie View 84 57  
272 A Appalachian St. 69 54  
272 H Appalachian St. 92 50  
297 H UTSA 91 38  
302 A Incarnate Word 74 33  
310 A Georgia St. 83 63  
310 H Georgia St. 62 40  
325 A Ga. Southern 81 56  
337 A La.-Monroe 81 45  
337 H La.-Monroe 86 52  
339 A Sam Houston St. 73 41

LAST 12 Division I GAMES:

310 H Georgia St. 62 40  
337 A La.-Monroe 81 45  
176 A Louisiana 56 53  
169 A UT Arlington 59 61  
272 H Appalachian St. 92 50  
249 H Coastal Caro. 78 69  
310 A Georgia St. 83 63  
325 A Ga. Southern 81 56  
176 H Louisiana 58 65  
337 H La.-Monroe 86 52  
103 A Little Rock 48 63  
199 A Arkansas St. 67 55T  
e  
x  
a  
s  
S  
t  
.T  
e  
x  
a  
s  
S  
t  
.

Non-Div I Games:

Texas St.



Average RPI	Win:	291	WON-LOST	WINNING	LAST 10	STRENGTH OF	OPP. STRENGTH	TEAM	ADJ.	CONF.	ADJ CONF.
Average RPI	Loss:	63	RECORD	PCT. RANK	GAMES	SCHEDULE	OF SCHEDULE	RPI	RPI	RPI	RPI
DIV. I ONLY	7- 20	294	1- 9	70	82	230	230	4	4		
DIV. I NON-CONF.	6- 5	153	0- 0	266	307	255	255	5	5		
-----											
TOTALS	RPI 1-25	RPI 26-50	W-L RECORDS	RPI 51-100	RPI 101-999	RPI 201+					
7- 20	0- 6	0- 1	OVERALL	0- 9	7- 4	6- 0					
6- 11	0- 4	0- 1	HOME	0- 3	6- 3	6- 0					
1- 9	0- 2	0- 0	AWAY	0- 6	1- 1	0- 0					
0- 0	0- 0	0- 0	NEUTRAL	0- 0	0- 0	0- 0					
6- 5	0- 1	0- 1	NON-CONFERENCE	0- 2	6- 1	6- 0					
6- 3	0- 1	0- 1	HOME	0- 0	6- 1	6- 0					
0- 2	0- 0	0- 0	AWAY	0- 2	0- 0	0- 0					
0- 0	0- 0	0- 0	NEUTRAL	0- 0	0- 0	0- 0					
1- 15	0- 5	0- 0	CONFERENCE	0- 7	1- 3	0- 0					
0- 8	0- 3	0- 0	HOME	0- 3	0- 2	0- 0					
1- 7	0- 2	0- 0	AWAY	0- 4	1- 1	0- 0					
0- 0	0- 0	0- 0	NEUTRAL	0- 0	0- 0	0- 0					

RPI 1-25				RPI 26-50				RPI 51-100				RPI 101+ Team's RPI: 230			
RPI	S	Opponent	Score	RPI	S	Opponent	Score	RPI	S	Opponent	Score	RPI	S	Opponent	Score
5	A	Bayl or	49 97	27	H	LSU	40 48	56	A	Houston	75 79	118	A	Iowa St.	57 69
5	H	Bayl or	44 90					64	A	West Vi rgin ia	52 82	118	H	Iowa St.	54 66
11	A	Texas	72 87					64	H	West Vi rgin ia	60 74	136	H	Texas St.	70 87
11	H	Texas	39 90					68	A	Okl ahoma St.	62 80	140	A	Kansas	68 56
20	H	Texas A&M	56 90					68	H	Okl ahoma St.	57 98	140	H	Kansas	47 60
24	H	Okl ahoma	52 73					71	A	TCU	72 93	258	H	Prairie View	89 60
								71	H	TCU	60 72	302	H	Incarnate Word	80 54
								91	A	Kansas St.	69 83	315	H	UTRGV	80 64
								94	A	New Mexico	56 90	338	H	Ark. -Pine Bluff	74 47
-----															
LAST 12 Division I GAMES:															
71	H	TCU	60 72	68	A	Okl ahoma St.	62 80								
118	A	Iowa St.	57 69	64	A	West Vi rgin ia	52 82								
11	A	Texas	72 87	11	H	Texas	39 90								
64	H	West Vi rgin ia	60 74	140	A	Kansas	68 56								
91	A	Kansas St.	69 83	118	H	Iowa A&M	54 66								
5	H	Bayl or	44 90	24	H	Okl ahoma	52 73								

Non-Div I Games:

Texas Tech



Average RPI Win: <b>160</b>	WON-LOST RECORD	WINNING PCT. RANK	LAST 10 GAMES	STRENGTH OF SCHEDULE	OPP. STRENGTH OF SCHEDULE	TEAM RPI	ADJ. RPI	CONF. RPI	ADJ. CONF. RPI
Average RPI Loss: <b>71</b>									
DIV. I ONLY	17- 10	102	3- 4	55	91	63	63	7	7
DIV. I NON-CONF.	9- 3	61	1- 1	63	148	33	33	8	8
-----									
TOTALS	RPI 1-25	RPI 26-50	W-L RECORDS	RPI 51-100	RPI 101-999	RPI 201+			
17- 10	0- 3	2- 2	OVERALL	2- 3	13- 2	5- 0			
11- 2	0- 1	2- 0	HOME	2- 0	7- 1	1- 0			
5- 7	0- 2	0- 1	AWAY	0- 3	5- 1	4- 0			
1- 1	0- 0	0- 1	NEUTRAL	0- 0	1- 0	0- 0			
9- 3	0- 1	1- 1	NON-CONFERENCE	1- 1	7- 0	3- 0			
5- 0	0- 0	1- 0	HOME	1- 0	3- 0	0- 0			
3- 2	0- 1	0- 0	AWAY	0- 1	3- 0	3- 0			
1- 1	0- 0	0- 1	NEUTRAL	0- 0	1- 0	0- 0			
8- 7	0- 2	1- 1	CONFERENCE	1- 2	6- 2	2- 0			
6- 2	0- 1	1- 0	HOME	1- 0	4- 1	1- 0			
2- 5	0- 1	0- 1	AWAY	0- 2	2- 1	1- 0			
0- 0	0- 0	0- 0	NEUTRAL	0- 0	0- 0	0- 0			

RPI 1-25				RPI 26-50				RPI 51-100				Team's RPI : 63				RPI 101+			
RPI	S	Opponent	Score	RPI	S	Opponent	Score	RPI	S	Opponent	Score	RPI	S	Opponent	Score	RPI	S	Opponent	Score
4	A	Louisville	55 90	26	A	Central Mich.	47 85	70	A	Duquesne	54 73	107	H	Cleveland St.	65 56				
15	A	Buffalo	69 87	31	H	Dayton	68 50	81	H	Maine	65 64	110	A	Western Mich.	78 73				
15	H	Buffalo	73 84	40	H	Ball St.	72 66	85	A	Miami (OH)	58 67	110	H	Western Mich.	69 68				
				45	N	Western Ky.	56 70	86	A	Ohio	61 78	123	H	Saint Francis (PA)	74 66				
								86	H	Ohio	75 57	127	H	Northern Ill.	63 60				
												159	H	Kent St.	55 62				
												176	H	Louisiana	79 55				
												188	N	Southern U.	81 76				
												200	A	Eastern Mich.	57 70				
												200	H	Eastern Mich.	80 69				
												210	A	Bowling Green	77 67				
												215	H	Akron	60 54				
												250	A	St. Bonaventure	58 39				
												323	A	Detroit Mercy	81 64				
												336	A	Iona	74 57				
-----																			
LAST 12 Division I GAMES:																			
176	H	Louisiana	79 55	15	H	Buffalo	73 84	110	A	Western Mich.	78 73								
4	A	Louisville	55 90	210	A	Bowling Green	77 67	159	H	Kent St.	55 62								
200	H	Eastern Mich.	80 69	15	A	Buffalo	69 87	40	H	Ball St.	72 66								
110	H	Western Mich.	69 68	85	A	Miami (OH)	58 67												

Non-Div I Games:

Toledo



Average RPI Win:	256	WON-LOST	WINNING	LAST 10	STRENGTH OF	OPP. STRENGTH	TEAM	ADJ.	CONF.	ADJ CONF.
Average RPI Loss:	148	RECORD	PCT. RANK	GAMES	SCHEDULE	OF SCHEDULE	RPI	RPI	RPI	RPI
DIV. I ONLY	9- 17	259	2- 8	257	180	271	271	10	10	
DIV. I NON-CONF.	5- 6	187	0- 0	336	285	294	294	11	11	
-----										
TOTALS	RPI 1-25	RPI 26-50	W-L RECORDS	RPI 51-100	RPI 101-999	RPI 201+				
9- 17	0- 0	0- 2	OVERALL	0- 4	9- 11	7- 5				
5- 7	0- 0	0- 1	HOME	0- 2	5- 4	4- 2				
3- 9	0- 0	0- 1	AWAY	0- 2	3- 6	2- 3				
1- 1	0- 0	0- 0	NEUTRAL	0- 0	1- 1	1- 0				
5- 6	0- 0	0- 0	NON-CONFERENCE	0- 1	5- 5	4- 3				
3- 2	0- 0	0- 0	HOME	0- 1	3- 1	2- 1				
1- 3	0- 0	0- 0	AWAY	0- 0	1- 3	1- 2				
1- 1	0- 0	0- 0	NEUTRAL	0- 0	1- 1	1- 0				
4- 11	0- 0	0- 2	CONFERENCE	0- 3	4- 6	3- 2				
2- 5	0- 0	0- 1	HOME	0- 1	2- 3	2- 1				
2- 6	0- 0	0- 1	AWAY	0- 2	2- 3	1- 1				
0- 0	0- 0	0- 0	NEUTRAL	0- 0	0- 0	0- 0				

RPI	S	Opponent	Score	RPI	S	Opponent	Score	RPI	S	Opponent	Score	RPI	S	Opponent	Score
49	A	El on	61 84	49	H	El on	45 71	53	A	Drexel	53 78	128	A	Delaware	49 51
								72	A	James Madi son	45 69	139	A	Northeastern	61 79
								72	H	James Madi son	55 64	139	H	Northeastern	61 70
								88	H	George Washi ngton	43 66	151	A	William & Mary	67 66
												151	H	William & Mary	63 75
												153	N	Radford	66 69
												164	H	Saint Joseph' s	90 66
												174	A	Pittsburgh	63 81
												211	A	Norfolk St.	76 86
												236	A	Hofstra	72 83
												236	H	Hofstra	73 72
												247	A	Loyol a Maryl and	76 67
												254	A	Col . of Charleston	83 58
												254	H	Col . of Charleston	67 80
												261	H	UNCW	72 71
												270	A	Massachusetts	49 72
												276	H	Col gate	61 65
												321	H	UMBC	95 64
												334	H	Wagner	64 42
												338	N	Ark. -Pine Bluff	70 44
-----															
LAST 12 Division I GAMES:															
236	A	Hofstra	72 83	49	H	El on	45 71	254	A	Col . of Charleston	83 58	49	A	El on	61 84
139	A	Northeastern	61 79	49	A	El on	61 84	128	A	Del aware	49 51	261	H	UNCW	72 71
72	H	James Madi son	55 64	128	A	Del aware	49 51	261	H	UNCW	72 71	151	A	William & Mary	67 66
236	H	Hofstra	73 72	151	A	William & Mary	67 66								
151	H	William & Mary	63 75												
53	A	Drexel	53 78												

Non-Div I Games:

Towson



Average RPI Win:	235	WON-LOST	WINNING	LAST 10	STRENGTH OF	OPP. STRENGTH	TEAM	ADJ.	CONF.	ADJ CONF.
Average RPI Loss:	151	RECORD	PCT. RANK	GAMES	SCHEDULE	OF SCHEDULE	RPI	RPI	RPI	RPI
DIV. I ONLY	13- 11	153	8- 2	251	191	161	161	22	22	
DIV. I NON-CONF.	3- 6	239	0- 0	220	76	201	201	23	23	
-----										
TOTALS	RPI 1-25	RPI 26-50	W-L RECORDS	RPI 51-100	RPI 101-999	RPI 201+				
13- 11	0- 1	0- 0	OVERALL	1- 0	12- 10	7- 2				
8- 1	0- 0	0- 0	HOME	1- 0	7- 1	3- 1				
5- 9	0- 1	0- 0	AWAY	0- 0	5- 8	4- 1				
0- 1	0- 0	0- 0	NEUTRAL	0- 0	0- 1	0- 0				
3- 6	0- 1	0- 0	NON-CONFERENCE	1- 0	2- 5	2- 0				
1- 0	0- 0	0- 0	HOME	1- 0	0- 0	0- 0				
2- 5	0- 1	0- 0	AWAY	0- 0	2- 4	2- 0				
0- 1	0- 0	0- 0	NEUTRAL	0- 0	0- 1	0- 0				
10- 5	0- 0	0- 0	CONFERENCE	0- 0	10- 5	5- 2				
7- 1	0- 0	0- 0	HOME	0- 0	7- 1	3- 1				
3- 4	0- 0	0- 0	AWAY	0- 0	3- 4	2- 1				
0- 0	0- 0	0- 0	NEUTRAL	0- 0	0- 0	0- 0				

RPI 1-25				RPI 26-50				RPI 51-100				RPI 101+				Team's RPI: 161
RPI	S	Opponent	Score	RPI	S	Opponent	Score	RPI	S	Opponent	Score	RPI	S	Opponent	Score	
10	A	Tennessee	69 131					100	H	Jacksonville	89 88	103	H	Little Rock	76 70	
												113	A	Middle Tenn.	57 73	
												117	A	Tulane	75 106	
												136	A	Texas St.	75 83	
												152	A	South Ala.	68 79	
												152	H	South Ala.	82 71	
												156	A	Ole Miss	93 96	
												157	A	Samford	73 80	
												157	N	Samford	76 82	
												169	A	UT Arlington	57 76	
												176	A	Louisiana	62 55	
												176	H	Louisiana	72 53	
												199	H	Arkansas St.	95 78	
												249	A	Coastal Caro.	71 84	
												249	H	Coastal Caro.	92 97	
												272	A	Appalachian St.	93 64	
												272	H	Appalachian St.	81 74	
												306	A	Alabama St.	93 63	
												310	H	Georgia St.	90 86	
												325	H	Ga. Southern	88 47	
												333	A	Tennessee St.	95 66	
												337	A	La.-Monroe	86 79	
-----																
LAST 12 Division I GAMES:																
176	H	Louisiana	72 53	176	A	Louisiana	62 55									
272	A	Appalachian St.	93 64	337	A	La.-Monroe	86 79									
249	A	Coastal Caro.	71 84	249	H	Coastal Caro.	92 97									
103	H	Little Rock	76 70	272	H	Appalachian St.	81 74									
199	H	Arkansas St.	95 78	152	A	South Ala.	68 79									
152	H	South Ala.	82 71	136	A	Texas St.	75 83									

Non-Div I Games: Montevallo 130 50 Stillman 89 62

Troy



T  
u  
l  
a  
n  
e

Tulane				Through Games Of Feb. 22, 2018								
Average RPI	Win:	180	WON-LOST	WINNING	LAST 10	STRENGTH OF	OPP. STRENGTH	TEAM	ADJ.	CONF.	ADJ CONF.	
Average RPI	Loss:	71	RECORD	PCT. RANK	GAMES	SCHEDULE	OF SCHEDULE	RPI	RPI	RPI	RPI	
DIV. I ONLY		12- 15	204	3- 7		33	73	117	117	8	8	
DIV. I NON-CONF.		8- 5	111	0- 0		93	102	87	87	7	7	
-----												
TOTALS		RPI 1-25		RPI 26-50		W-L RECORDS		RPI 51-100		RPI 101-999		RPI 201+
12- 15		0- 5		0- 2		OVERALL		1- 3		11- 5		3- 1
8- 5		0- 2		0- 1		HOME		0- 1		8- 1		1- 0
3- 8		0- 0		0- 0		AWAY		1- 0		2- 0		1- 0
1- 2		0- 0		0- 1		NEUTRAL		0- 0		1- 1		1- 0
8- 5		0- 1		0- 2		NON-CONFERENCE		1- 0		7- 2		3- 1
5- 1		0- 0		0- 1		HOME		0- 0		5- 0		1- 0
2- 2		0- 1		0- 0		AWAY		1- 0		1- 1		1- 1
1- 2		0- 0		0- 1		NEUTRAL		0- 0		1- 1		1- 0
4- 10		0- 4		0- 0		CONFERENCE		0- 3		4- 3		0- 0
3- 4		0- 2		0- 0		HOME		0- 1		3- 1		0- 0
1- 6		0- 2		0- 0		AWAY		0- 2		1- 2		0- 0
0- 0		0- 0		0- 0		NEUTRAL		0- 0		0- 0		0- 0

RPI 1-25				RPI 26-50				RPI 51-100				RPI 101+ Team's RPI: 117			
RPI	S	Opponent	Score	RPI	S	Opponent	Score	RPI	S	Opponent	Score	RPI	S	Opponent	Score
2	A	UConn	45 98	27	H	LSU	50 73	52	A	UCF	51 59	113	H	Middle Tenn.	62 44
2	H	UConn	47 91	31	N	Dayton	65 71	56	A	Houston	48 72	118	N	Iowa St.	64 67
19	A	South Fla.	46 75					56	H	Houston	92 98	126	A	Cincinnati	52 83
19	H	South Fla.	53 63					81	A	Maine	42 34	133	H	Vanderbilt	71 59
21	A	NC State	55 79									137	H	Wichita St.	56 64
												161	H	Troy	106 75
												166	H	UTEP	67 56
												177	A	Tulsa	72 63
												177	H	Tulsa	70 39
												185	H	East Carolina	64 58
												192	H	Temple	69 65
												201	A	Memphis	60 73
												203	A	Southern Miss.	58 66
												227	H	New Orleans	79 56
												265	N	San Diego St.	80 46
												279	A	McNeese	70 66
LAST 12 Division I GAMES:															
2	H	UConn	47 91	2	A	UConn	45 98	185	H	East Carolina	64 58	177	H	Tulsa	70 39
201	A	Memphis	60 73	52	A	UCF	51 59	137	H	Wichita St.	56 64	56	H	Houston	92 98
126	A	Cincinnati	52 83	48	A	Houston	48 72								
192	H	Temple	69 65												
19	H	South Fla.	53 63												
56	A	Houston	48 72												

Non-Div I Games:

Tulane



Average RPI Win: **160**  
 Average RPI Loss: **127**

WON-LOST  
RECORD

WINNING  
PCT. RANK

LAST 10  
GAMES

STRENGTH OF  
SCHEDULE

OPP. STRENGTH  
OF SCHEDULE

TEAM  
RPI

ADJ.  
RPI

CONF.  
RPI

ADJ CONF.  
RPI

DIV. I ONLY	9- 17	259	1- 9	63	105	177	177	8	8
DIV. I NON-CONF.	6- 6	170	0- 0	58	302	123	123	7	7
<hr/>									
TOTALS	RPI 1-25	RPI 26-50	W-L RECORDS	RPI 51-100	RPI 101-999	RPI 201+			
9- 17	0- 2	0- 0	OVERALL	2- 3	7- 12	2- 2			
5- 8	0- 1	0- 0	HOME	1- 3	4- 4	2- 0			
3- 9	0- 1	0- 0	AWAY	1- 0	2- 8	0- 2			
1- 0	0- 0	0- 0	NEUTRAL	0- 0	1- 0	0- 0			
6- 6	0- 0	0- 0	NON-CONFERENCE	1- 2	5- 4	2- 1			
3- 3	0- 0	0- 0	HOME	0- 2	3- 1	2- 0			
2- 3	0- 0	0- 0	AWAY	1- 0	1- 3	0- 1			
1- 0	0- 0	0- 0	NEUTRAL	0- 0	1- 0	0- 0			
3- 11	0- 2	0- 0	CONFERENCE	1- 1	2- 8	0- 1			
2- 5	0- 1	0- 0	HOME	1- 1	1- 3	0- 0			
1- 6	0- 1	0- 0	AWAY	0- 0	1- 5	0- 1			
0- 0	0- 0	0- 0	NEUTRAL	0- 0	0- 0	0- 0			

RPI 1-25				RPI 26-50				RPI 51-100				RPI 101+ Team's RPI: 177			
RPI	S	Opponent	Score	RPI	S	Opponent	Score	RPI	S	Opponent	Score	RPI	S	Opponent	Score
2	A	UConn	60 <b>78</b>					52	H	UCF	44 <b>47</b>	103	A	Little Rock	74 61
19	H	South Fla.	57 <b>71</b>					56	H	Houston	83 77	117	A	Tulane	39 <b>70</b>
								57	A	South Dakota	64 61	117	H	Tulane	63 <b>72</b>
								58	H	American	67 <b>72</b>	122	A	Arkansas	41 <b>67</b>
								66	H	Belmont	65 <b>90</b>	126	A	Cincinnati	41 <b>78</b>
												126	H	Cincinnati	64 51
												131	A	Saint Louis	66 <b>77</b>
												137	A	Wichita St.	67 62
												150	N	Binghamton	60 55
												180	H	Oral Roberts	41 <b>53</b>
												185	A	East Carolina	67 <b>73</b>
												185	H	East Carolina	57 <b>59</b>
												192	A	Temple	75 <b>76</b>
												199	H	Arkansas St.	68 58
												201	H	Memphis	48 <b>69</b>
												205	A	SMU	70 <b>74</b>
												209	A	North Texas	43 <b>66</b>
												277	H	UMKC	76 52
												338	H	Ark.-Pine Bluff	87 37
<hr/>															
LAST 12 Division I GAMES:															
185	H	East Carolina	57 <b>59</b>	52	H	UCF	44 <b>47</b>	117	A	Tulane	39 <b>70</b>	2	A	UConn	60 <b>78</b>
126	A	Cincinnati	41 <b>78</b>	117	A	Tulane	39 <b>70</b>	201	H	Memphis	48 <b>69</b>	185	A	East Carolina	67 <b>73</b>
56	H	Houston	83 77	2	A	UConn	60 <b>78</b>	126	H	Cincinnati	64 51				
205	A	SMU	70 <b>74</b>												
192	A	Temple	75 <b>76</b>												
19	H	South Fla.	57 <b>71</b>												

Non-Div I Games:

Alas. Anchorage

53

**59**

Tul sa



Average RPI Win:	207	WON-LOST	WINNING	LAST 10	STRENGTH OF	OPP. STRENGTH	TEAM	ADJ.	CONF.	ADJ CONF.
Average RPI Loss:	148	RECORD	PCT. RANK	GAMES	SCHEDULE	OF SCHEDULE	RPI	RPI	RPI	RPI
DIV. I ONLY	20- 4	17	8- 2	203	196	77	77	18	18	
DIV. I NON-CONF.	9- 2	33	0- 0	299	218	104	104	19	19	
-----										
TOTALS	RPI 1-25	RPI 26-50	W-L RECORDS	RPI 51-100	RPI 101-999	RPI 201+				
20- 4	0- 0	1- 0	OVERALL	1- 1	18- 3	9- 1				
10- 2	0- 0	1- 0	HOME	1- 0	8- 2	5- 1				
9- 1	0- 0	0- 0	AWAY	0- 0	9- 1	4- 0				
1- 1	0- 0	0- 0	NEUTRAL	0- 1	1- 0	0- 0				
9- 2	0- 0	0- 0	NON-CONFERENCE	0- 1	9- 1	4- 0				
5- 0	0- 0	0- 0	HOME	0- 0	5- 0	3- 0				
3- 1	0- 0	0- 0	AWAY	0- 0	3- 1	1- 0				
1- 1	0- 0	0- 0	NEUTRAL	0- 1	1- 0	0- 0				
11- 2	0- 0	1- 0	CONFERENCE	1- 0	9- 2	5- 1				
5- 2	0- 0	1- 0	HOME	1- 0	3- 2	2- 1				
6- 0	0- 0	0- 0	AWAY	0- 0	6- 0	3- 0				
0- 0	0- 0	0- 0	NEUTRAL	0- 0	0- 0	0- 0				

U  
A  
BU  
A  
B

RPI 1-25				RPI 26-50				RPI 51-100				Team's RPI: 77				RPI 101+			
RPI	S	Opponent	Score	RPI	S	Opponent	Score	RPI	S	Opponent	Score	RPI	S	Opponent	Score	RPI	S	Opponent	Score
				45	H	Western Ky.	79 61					51	N	Indiana	63 71	113	A	Middle Tenn.	59 51
												93	H	Rice	70 63	113	H	Middle Tenn.	65 58
																138	H	Charlotte	71 80
																152	A	South Ala.	78 66
																157	H	Samford	77 53
																163	H	Southern Ill.	76 66
																166	A	UTEP	84 64
																167	A	Louisiana Tech	66 61
																193	A	High Point	77 61
																197	N	UC Santa Barbara	67 54
																201	A	Memphis	62 64
																203	H	Southern Miss.	63 80
																209	H	North Texas	68 52
																233	H	Fla. Atlantic	90 57
																272	A	Appalachian St.	70 59
																281	A	Old Dominion	74 61
																306	H	Alabama St.	61 44
																307	A	FIU	71 61
																316	A	Marshall	69 62
																318	H	Alabama A&M	85 58
																341	H	Mississippi Val.	87 72
LAST 12 Division I GAMES:																			
				113	H	Middle Tenn.	65 58					233	H	Fla. Atlantic	90 57				
				138	H	Charlotte	71 80					307	A	FIU	71 61				
				93	H	Rice	70 63					209	H	North Texas	68 52				
				316	A	Marshall	69 62					203	H	Southern Miss.	63 80				
				167	A	Louisiana Tech	66 61					45	H	Western Ky.	79 61				
				166	A	UTEP	84 64					113	A	Middle Tenn.	59 51				

Non-Div I Games: Tuskegee 105 50 Miles 85 42

UAB



UC Davis																								
Average RPI Win:		207	WON-LOST RECORD		WINNING PCT. RANK		LAST 10 GAMES		STRENGTH OF SCHEDULE		OPP. STRENGTH OF SCHEDULE		TEAM RPI		ADJ. RPI		CONF. RPI		ADJ CONF. RPI					
Average RPI Loss:		92																						
DIV. I ONLY			22- 4		12		9- 1		230		141		66		66		21		21					
DIV. I NON-CONF.			10- 3		52		0- 0		176		60		58		58		20		20					
-----																								
TOTALS		RPI 1-25		RPI 26-50		W-L RECORDS		RPI 51-100		RPI 101-999		RPI 201+												
22- 4		0- 0		0- 1		OVERALL		2- 2		20- 1		11- 1												
12- 1		0- 0		0- 0		HOME		1- 1		11- 0		7- 0												
9- 3		0- 0		0- 1		AWAY		1- 1		8- 1		4- 1												
1- 0		0- 0		0- 0		NEUTRAL		0- 0		1- 0		0- 0												
10- 3		0- 0		0- 1		NON-CONFERENCE		2- 2		8- 0		4- 0												
5- 1		0- 0		0- 0		HOME		1- 1		4- 0		2- 0												
4- 2		0- 0		0- 1		AWAY		1- 1		3- 0		2- 0												
1- 0		0- 0		0- 0		NEUTRAL		0- 0		1- 0		0- 0												
12- 1		0- 0		0- 0		CONFERENCE		0- 0		12- 1		7- 1												
7- 0		0- 0		0- 0		HOME		0- 0		7- 0		5- 0												
5- 1		0- 0		0- 0		AWAY		0- 0		5- 1		2- 1												
0- 0		0- 0		0- 0		NEUTRAL		0- 0		0- 0		0- 0												
-----																								
RPI 1-25				RPI 26-50				RPI 51-100				Team's RPI: 66				RPI 101+								
RPI	S	Opponent	Score	RPI	S	Opponent	Score	RPI	S	Opponent	Score	RPI	S	Opponent	Score									
38	A	Oregon St.	47 61	52	H	UCF	55 62	119	N	Yale	71 61	132	H	Portland St.	79 67									
				60	A	Fordham	62 70	144	H	San Francisco	72 55	146	A	Cal Poly	80 76									
				76	A	Saint Mary's (CA)	74 50	146	H	Cal Poly	85 77	183	A	Paci fic	90 58									
				98	H	Washington St.	91 76	195	A	UC Irvine	76 67	197	A	UC Santa Barbara	68 61									
								197	H	UC Santa Barbara	69 63	216	A	CSUN	71 75									
								216	H	CSUN	72 46	232	A	Seattle U	79 53									
								234	H	Pepperdine	69 64	234	H	Pepperdine	69 64									
								235	A	Hawai i	68 56	235	A	Hawai i	76 52									
								235	H	Hawai i	76 52	239	H	UC Riverside	74 63									
								288	H	Sacramento St.	79 72	303	A	Long Beach St.	83 71									
								303	H	Long Beach St.	79 49	303	H	Long Beach St.	79 49									
								320	A	Southern Utah	85 59	320	A	Southern Utah	85 59									
								324	H	Cal St. Fullerton	67 53	324	H	Cal St. Fullerton	67 53									
-----																								
LAST 12 Division I GAMES:																								
235	A	Hawai i	68 56	197	H	UC Santa Barbara	69 63																	
303	H	Long Beach St.	79 49	324	H	Cal St. Fullerton	67 53																	
216	H	CSUN	72 46	146	A	Cal Poly	80 76																	
146	H	Cal Poly	85 77	197	A	UC Santa Barbara	68 61																	
216	A	CSUN	71 75	239	H	UC Riverside	74 63																	
303	A	Long Beach St.	83 71	235	H	Hawai i	76 52																	

Non-Div I Games:



UC Irvine				Through Games Of Feb. 22, 2018							
Average RPI	Win:	250	WON-LOST	WINNING	LAST 10	STRENGTH OF	OPP. STRENGTH	TEAM	ADJ.	CONF.	ADJ CONF.
Average RPI	Loss:	151	RECORD	PCT. RANK	GAMES	SCHEDULE	OF SCHEDULE	RPI	RPI	RPI	RPI
DIV. I ONLY			16- 10	109	7- 3	317	192	195	195	21	21
DIV. I NON-CONF.			7- 6	165	0- 0	298	226	219	219	20	20
-----											
TOTALS	RPI 1-25			RPI 26-50		W-L RECORDS	RPI 51-100	RPI 101-999		RPI 201+	
16- 10	0- 0			0- 0		OVERALL	0- 3	16- 7		13- 2	
8- 4	0- 0			0- 0		HOME	0- 1	8- 3		6- 1	
8- 4	0- 0			0- 0		AWAY	0- 2	8- 2		7- 0	
0- 2	0- 0			0- 0		NEUTRAL	0- 0	0- 2		0- 1	
7- 6	0- 0			0- 0		NON-CONFERENCE	0- 2	7- 4		6- 1	
3- 2	0- 0			0- 0		HOME	0- 0	3- 2		3- 0	
4- 2	0- 0			0- 0		AWAY	0- 2	4- 0		3- 0	
0- 2	0- 0			0- 0		NEUTRAL	0- 0	0- 2		0- 1	
9- 4	0- 0			0- 0		CONFERENCE	0- 1	9- 3		7- 1	
5- 2	0- 0			0- 0		HOME	0- 1	5- 1		3- 1	
4- 2	0- 0			0- 0		AWAY	0- 0	4- 2		4- 0	
0- 0	0- 0			0- 0		NEUTRAL	0- 0	0- 0		0- 0	

RPI 1-25				RPI 26-50				RPI 51-100				RPI 101+ Team's RPI: 195					
RPI	S	Opponent	Score	RPI	S	Opponent	Score	RPI	S	Opponent	Score	RPI	S	Opponent	Score		
								66	H	UC Davis	67	76	129	H	Idaho St.	72	78
								83	A	UNLV	54	73	132	H	Portland St.	72	82
								94	A	New Mexico	61	83	137	N	Wichita St.	53	76
												146	A	Cal Poly	76	79	
												146	H	Cal Poly	107	66	
												197	A	UC Santa Barbara	55	82	
												197	H	UC Santa Barbara	77	74	
												201	A	CSU Bakersfield	72	59	
												216	H	CSUN	56	47	
												222	N	Illinois	59	65	
												232	A	Seattle U	84	79	
												234	H	Pepperdine	75	74	
												235	A	Hawaii	74	67	
												235	H	Hawaii	70	66	
												239	A	UC Riverside	81	71	
												239	H	UC Riverside	76	63	
												265	A	San Diego St.	67	65	
												299	H	Utah St.	87	84	
												303	A	Long Beach St.	100	81	
												303	H	Long Beach St.	73	80	
												317	H	Portland	63	52	
												320	A	Southern Utah	71	64	
												324	A	Cal St. Fullerton	76	60	
LAST 12 Division I GAMES:																	
303	H	Long Beach St.	73	80	216	H	CSUN	56	47								
197	A	UC Santa Barbara	55	82	239	A	UC Riverside	81	71								
146	H	Cal Poly	107	66	235	H	Hawaii	70	66								
239	H	UC Riverside	76	63	146	A	Cal Poly	76	79								
303	A	Long Beach St.	100	81	197	H	UC Santa Barbara	77	74								
324	A	Cal St. Fullerton	76	60	235	A	Hawaii	74	67								

Non-Div I Games: Chapman 92 57

UC Irvine



Average RPI Win:	212	WON-LOST	WINNING	LAST 10	STRENGTH OF	OPP. STRENGTH	TEAM	ADJ.	CONF.	ADJ CONF.
Average RPI Loss:	140	RECORD	PCT. RANK	GAMES	SCHEDULE	OF SCHEDULE	RPI	RPI	RPI	RPI
DIV. I ONLY	8- 19	273	4- 6	112	160	239	239	21	21	
DIV. I NON-CONF.	3- 11	289	0- 0	40	42	196	196	20	20	
-----										
TOTALS	RPI 1-25	RPI 26-50	W-L RECORDS	RPI 51-100	RPI 101-999	RPI 201+				
8- 19	0- 2	0- 3	OVERALL	1- 2	7- 12	4- 5				
6- 5	0- 0	0- 1	HOME	0- 0	6- 4	4- 0				
1- 12	0- 2	0- 2	AWAY	0- 2	1- 6	0- 3				
1- 2	0- 0	0- 0	NEUTRAL	1- 0	0- 2	0- 2				
3- 11	0- 2	0- 3	NON-CONFERENCE	1- 1	2- 5	0- 2				
1- 3	0- 0	0- 1	HOME	0- 0	1- 2	0- 0				
1- 6	0- 2	0- 2	AWAY	0- 1	1- 1	0- 0				
1- 2	0- 0	0- 0	NEUTRAL	1- 0	0- 2	0- 2				
5- 8	0- 0	0- 0	CONFERENCE	0- 1	5- 7	4- 3				
5- 2	0- 0	0- 0	HOME	0- 0	5- 2	4- 0				
0- 6	0- 0	0- 0	AWAY	0- 1	0- 5	0- 3				
0- 0	0- 0	0- 0	NEUTRAL	0- 0	0- 0	0- 0				

RPI 1-25				RPI 26-50				RPI 51-100				RPI 101+				Team's RPI: 239
RPI	S	Opponent	Score	RPI	S	Opponent	Score	RPI	S	Opponent	Score	RPI	S	Opponent	Score	
9	A	UCLA	48 68	46	A	Arizona St.	48 73	57	A	South Dakota	66 75	118	A	Iowa St.	66 89	
13	A	Stanford	43 53	47	A	Minnesota	75 101	66	A	UC Davis	63 74	134	A	Fresno St.	68 56	
				48	H	Southern Cal i forni a	46 64	83	N	UNLV	95 88	143	H	Loyola Marymount	59 67	
												146	A	Cal Poly	73 91	
												146	H	Cal Poly	82 87	
												166	H	UTEP	62 73	
												195	A	UC Irvine	63 76	
												195	H	UC Irvine	71 81	
												197	H	UC Santa Barbara	84 76	
												201	H	CSU Bakersfi eld	68 65	
												205	N	SMU	51 73	
												216	A	CSUN	55 60	
												216	H	CSUN	69 58	
												235	A	Hawaii	57 63	
												235	H	Hawaii	79 57	
												288	N	Sacramento St.	72 99	
												303	H	Long Beach St.	77 53	
												324	A	Cal St. Fullerton	62 71	
												324	H	Cal St. Fullerton	63 50	
-----																
LAST 12 Division I GAMES:																
324	A	Cal St. Fullerton	62 71	195	H	UC Irvine	71 81									
216	H	CSUN	69 58	216	A	CSUN	55 60									
195	A	UC Irvine	63 76	235	H	Hawaii	79 57									
197	H	UC Santa Barbara	84 76	324	A	Cal St. Fullerton	63 50									
146	A	Cal Poly	73 91	66	A	UC Davis	63 74									
235	A	Hawaii	57 63	303	H	Long Beach St.	77 53									

Non-Div I Games:

UC Riverside



Average RPI		Win: 258	WON-LOST RECORD	WINNING PCT. RANK	LAST 10 GAMES	STRENGTH OF SCHEDULE	OPP. STRENGTH OF SCHEDULE	TEAM RPI	ADJ. RPI	CONF. RPI	ADJ. CONF. RPI
Loss: 140											
DIV. I ONLY		11- 15	220	5- 5	135	261	197	197	21	21	
DIV. I NON-CONF.		3- 9	280	0- 0	85	252	217	217	20	20	
TOTALS		RPI 1-25	RPI 26-50	W-L RECORDS		RPI 51-100	RPI 101-999	RPI 201+			
11- 15	0- 1		0- 1	OVERALL		0- 4	11- 9	9- 4			
6- 5	0- 0		0- 0	HOME		0- 1	6- 4	4- 2			
5- 9	0- 1		0- 1	AWAY		0- 2	5- 5	5- 2			
0- 1	0- 0		0- 0	NEUTRAL		0- 1	0- 0	0- 0			
3- 9	0- 1		0- 1	NON-CONFERENCE		0- 2	3- 5	3- 2			
1- 3	0- 0		0- 0	HOME		0- 0	1- 3	1- 1			
2- 5	0- 1		0- 1	AWAY		0- 1	2- 2	2- 1			
0- 1	0- 0		0- 0	NEUTRAL		0- 1	0- 0	0- 0			
8- 6	0- 0		0- 0	CONFERENCE		0- 2	8- 4	6- 2			
5- 2	0- 0		0- 0	HOME		0- 1	5- 1	3- 1			
3- 4	0- 0		0- 0	AWAY		0- 1	3- 3	3- 1			
0- 0	0- 0		0- 0	NEUTRAL		0- 0	0- 0	0- 0			

RPI 1-25				RPI 26-50				RPI 51-100				RPI 101+				Team's RPI: 197	
RPI	S	Opponent	Score	RPI	S	Opponent	Score	RPI	S	Opponent	Score	RPI	S	Opponent	Score		
9	A	UCLA	44 74	38	A	Oregon St.	49 74	66	A	UC Davis	63 69	134	H	Fresno St.	57 64		
								66	H	UC Davis	61 68	143	A	Loyola Marymount	61 67		
								76	A	Saint Mary's (CA)	59 89	146	A	Cal Poly	72 73		
								77	N	UAB	54 67	146	H	Cal Poly	73 68		
												179	H	San Diego	58 71		
												195	A	UC Irvine	74 77		
												195	H	UC Irvine	82 55		
												216	A	CSUN	74 73		
												216	H	CSUN	30 48		
												231	A	New Mexico St.	77 47		
												232	H	Seattle U	71 77		
												235	H	Hawai i	71 61		
												239	A	UC Ri versi de	76 84		
												265	H	San Diego St.	77 64		
												283	A	Santa Clara	63 68		
												301	A	Northern Ariz.	96 93		
												303	A	Long Beach St.	90 74		
												303	H	Long Beach St.	51 44		
												324	A	Cal St. Fullerton	59 52		
												324	H	Cal St. Fullerton	78 59		
LAST 12 Division I GAMES:																	
				146	A	Cal Poly	72 73	216	H	CSUN	30 48						
				195	H	UC Irvine	82 55	66	A	UC Davis	63 69						
				324	H	Cal St. Fullerton	78 59	303	A	Long Beach St.	90 74						
				324	A	Cal St. Fullerton	59 52	66	H	UC Davis	61 68						
				239	A	UC Ri versi de	76 84	195	A	UC Irvine	74 77						
				235	H	Hawai i	71 61	216	A	CSUN	74 73						

### Non-Div I Games:

UC Santa Barbara



Average RPI Win:	171	WON-LOST	WINNING	LAST 10	STRENGTH OF	OPP. STRENGTH	TEAM	ADJ.	CONF.	ADJ CONF.
Average RPI Loss:	63	RECORD	PCT. RANK	GAMES	SCHEDULE	OF SCHEDULE	RPI	RPI	RPI	RPI
DIV. I ONLY	18- 9	79	7- 3	64	75	52	52	8	8	
DIV. I NON-CONF.	8- 5	111	0- 0	67	156	65	65	7	7	
-----										
TOTALS	RPI 1-25	RPI 26-50	W-L RECORDS	RPI 51-100	RPI 101-999	RPI 201+				
18- 9	0- 4	0- 1	OVERALL	2- 2	16- 2	5- 0				
9- 4	0- 2	0- 1	HOME	1- 1	8- 0	2- 0				
9- 5	0- 2	0- 0	AWAY	1- 1	8- 2	3- 0				
0- 0	0- 0	0- 0	NEUTRAL	0- 0	0- 0	0- 0				
8- 5	0- 0	0- 1	NON-CONFERENCE	2- 2	6- 2	3- 0				
4- 2	0- 0	0- 1	HOME	1- 1	3- 0	1- 0				
4- 3	0- 0	0- 0	AWAY	1- 1	3- 2	2- 0				
0- 0	0- 0	0- 0	NEUTRAL	0- 0	0- 0	0- 0				
10- 4	0- 4	0- 0	CONFERENCE	0- 0	10- 0	2- 0				
5- 2	0- 2	0- 0	HOME	0- 0	5- 0	1- 0				
5- 2	0- 2	0- 0	AWAY	0- 0	5- 0	1- 0				
0- 0	0- 0	0- 0	NEUTRAL	0- 0	0- 0	0- 0				

RPI 1-25				RPI 26-50				RPI 51-100				RPI 101+			
RPI	S	Opponent	Score	RPI	S	Opponent	Score	RPI	S	Opponent	Score	RPI	S	Opponent	Score
2	A	UConn	44 80	49	H	Elon	57 71	59	H	Mercer	64 73	112	A	Chattanooga	58 57
2	H	UConn	37 55					66	A	UC Davis	62 55	117	H	Tulane	59 51
19	A	South Fla.	45 62					75	A	Virginia Tech	69 86	126	A	Cincinnati	50 38
19	H	South Fla.	68 77					78	H	IUPUI	63 59	137	H	Wichita St.	59 53
												147	H	UNI	53 43
												157	A	Samford	51 58
												171	H	Davidson	62 54
												177	A	Tulsa	47 44
												183	A	Pacific	74 78
												192	A	Temple	64 57
												192	H	Temple	76 46
												201	A	Memphis	63 40
												201	H	Memphis	61 41
												204	A	Boston U.	47 32
												205	A	SMU	60 42
												205	H	SMU	58 43
												229	A	Gardner-Webb	65 30
												325	H	Ga. Southern	62 38
-----															
LAST 12 Division I GAMES:															
201	A	Memphis	63 40	177	A	Tulsa	47 44								
19	H	South Fla.	68 77	205	H	SMU	58 43								
192	A	Temple	64 57	117	H	Tulane	59 51								
2	H	UConn	37 55	19	A	South Fla.	45 62								
201	H	Memphis	61 41	2	A	UConn	44 80								
126	A	Cincinnati	50 38	137	H	Wichita St.	59 53								

Non-Div I Games:

UCF



U  
C  
L  
A

UCLA				Through Games Of Feb. 22, 2018							
Average RPI	Win:	112	WON-LOST	WINNING	LAST 10	STRENGTH OF	OPP. STRENGTH	TEAM	ADJ.	CONF.	ADJ CONF.
Average RPI	Loss:	23	RECORD	PCT. RANK	GAMES	SCHEDULE	OF SCHEDULE	RPI	RPI	RPI	RPI
DIV. I ONLY		22- 6	33	8- 2	10	8	9	9	5	5	
DIV. I NON-CONF.		9- 2	33	0- 0	34	11	16	16	3	3	
-----											
TOTALS	RPI 1-25		RPI 26-50		W-L RECORDS	RPI 51-100		RPI 101-999		RPI 201+	
22- 6	2- 4		7- 1		OVERALL	4- 1		9- 0		4- 0	
12- 2	2- 2		4- 0		HOME	0- 0		6- 0		4- 0	
8- 4	0- 2		2- 1		AWAY	3- 1		3- 0		0- 0	
2- 0	0- 0		1- 0		NEUTRAL	1- 0		0- 0		0- 0	
9- 2	1- 1		1- 0		NON-CONFERENCE	2- 1		5- 0		3- 0	
5- 1	1- 1		0- 0		HOME	0- 0		4- 0		3- 0	
2- 1	0- 0		0- 0		AWAY	1- 1		1- 0		0- 0	
2- 0	0- 0		1- 0		NEUTRAL	1- 0		0- 0		0- 0	
13- 4	1- 3		6- 1		CONFERENCE	2- 0		4- 0		1- 0	
7- 1	1- 1		4- 0		HOME	0- 0		2- 0		1- 0	
6- 3	0- 2		2- 1		AWAY	2- 0		2- 0		0- 0	
0- 0	0- 0		0- 0		NEUTRAL	0- 0		0- 0		0- 0	

U  
C  
L  
A

RPI 1-25				Team's RPI: 9				RPI 26-50				RPI 51-100				RPI 101+			
RPI	S	Opponent	Score					RPI	S	Opponent	Score	RPI	S	Opponent	Score	RPI	S	Opponent	Score
2	H	UConn	60 78					37	A	Cal i forn i a	82 46	60	A	Fordham	67 30	104	A	Seton Hal l	77 68
5	H	Bayl or	82 68					37	H	Cal i forn i a	60 52	68	A	Okla homa St.	72 87	142	A	Col orado	93 55
8	A	Oregon	94 101					38	A	Oregon St.	64 67	91	N	Kansas St.	64 55	142	H	Col orado	73 67
8	H	Oregon	61 70					38	H	Oregon St.	84 49	98	A	Washi ngton St.	79 71	189	A	Washi ngton	86 69
13	A	Stanford	65 76					42	N	Creighton	72 63	99	A	Utah	81 74	197	H	UC Santa Barbara	74 44
13	H	Stanford	64 53					46	H	Arizona St.	71 63					239	H	UC Ri versi de	68 48
								48	A	Southern Cal i forn i a	84 70					246	H	San Jose St.	129 69
								48	H	Southern Cal i forn i a	59 46					256	H	Presbyter i an	76 40
																280	H	Ari zona	69 46
LAST 12 Di vi si on I GAMES:																			
142	H	Col orado	73 67					48	H	Southern Cal i forn i a	59 46								
8	A	Oregon	94 101					98	A	Washi ngton St.	79 71								
38	A	Oregon St.	64 67					189	A	Washi ngton	86 69								
46	H	Ari zona St.	71 63					13	H	Stanford	64 53								
280	H	Ari zona	69 46					37	H	Cal i forn i a	60 52								
48	A	Southern Cal i forn i a	84 70					142	A	Col orado	93 55								

Non-Di v I Games:

UCLA



Average RPI	Win:	WON-LOST	WINNING	LAST 10	STRENGTH OF	OPP. STRENGTH	TEAM	ADJ.	CONF.	ADJ CONF.
Average RPI	Loss:	RECORD	PCT. RANK	GAMES	SCHEDULE	OF SCHEDULE	RPI	RPI	RPI	RPI
DIV. I ONLY		27- 0	1	10- 0	6	3	2	2	8	8
DIV. I NON-CONF.		13- 0	1	3- 0	1	1	1	1	7	7
-----										
TOTALS	RPI 1-25		RPI 26-50		W-L RECORDS		RPI 51-100		RPI 101-999	RPI 201+
27- 0	9- 0		2- 0		OVERALL		5- 0		11- 0	1- 0
11- 0	3- 0		1- 0		HOME		1- 0		6- 0	0- 0
12- 0	4- 0		1- 0		AWAY		2- 0		5- 0	1- 0
4- 0	2- 0		0- 0		NEUTRAL		2- 0		0- 0	0- 0
13- 0	8- 0		2- 0		NON-CONFERENCE		2- 0		1- 0	1- 0
4- 0	3- 0		1- 0		HOME		0- 0		0- 0	0- 0
5- 0	3- 0		1- 0		AWAY		0- 0		1- 0	1- 0
4- 0	2- 0		0- 0		NEUTRAL		2- 0		0- 0	0- 0
14- 0	1- 0		0- 0		CONFERENCE		3- 0		10- 0	0- 0
7- 0	0- 0		0- 0		HOME		1- 0		6- 0	0- 0
7- 0	1- 0		0- 0		AWAY		2- 0		4- 0	0- 0
0- 0	0- 0		0- 0		NEUTRAL		0- 0		0- 0	0- 0

RPI	S	Opponent	Score
1	H	Notre Dame	80 71
4	H	Louisville	69 58
9	A	UCLA	78 60
11	A	Texas	75 71
13	N	Stanford	78 53
14	A	South Carolina	83 58
19	A	South Fla.	100 49
22	H	Maryland	97 72
24	N	Oklahoma	88 64

RPI	S	Opponent	Score
28	A	DePaul	103 69
37	H	Cal i forni a	82 47

RPI	S	Opponent	Score
52	A	UCF	55 37
52	H	UCF	80 44
56	A	Houston	95 35
69	N	Michigan St.	96 62
70	N	Duquesne	104 52

RPI	S	Opponent	Score
117	A	Tulane	91 47
117	H	Tulane	98 45
126	H	Cincinnati	106 65
137	H	Wichita St.	124 43
177	H	Tulsa	78 60
185	A	East Carolina	96 35
192	A	Temple	113 57
192	H	Temple	106 45
201	A	Memphis	93 36
201	H	Memphis	97 49
219	A	Nevada	88 57

## LAST 12 Division I GAMES:

117	A	Tulane	91 47	14	A	South Carolina	83 58
192	H	Temple	106 45	117	H	Tulane	98 45
4	H	Louisville	69 58	201	A	Memphis	93 36
137	H	Wichita St.	124 43	192	A	Temple	113 57
52	A	UCF	55 37	177	H	Tulsa	78 60
126	H	Cincinnati	106 65	11	A	Texas	75 71

Non-Div I Games:

UConn











UMKC				Through Games Of Feb. 22, 2018							
Average RPI Win:		267	WON-LOST RECORD	WINNING PCT. RANK	LAST 10 GAMES	STRENGTH OF SCHEDULE	OPP. STRENGTH OF SCHEDULE	TEAM RPI	ADJ. RPI	CONF. RPI	ADJ CONF. RPI
Average RPI Loss:		186									
DIV. I ONLY		7- 17	277	5- 5	207	298	277	277	31	31	
DIV. I NON-CONF.		1- 11	331	0- 0	140	123	291	291	31	31	
<hr/>											
TOTALS		RPI 1-25	RPI 26-50		W-L RECORDS		RPI 51-100	RPI 101-999	RPI 201+		
7- 17		0- 0	0- 1		OVERALL		0- 1	7- 15	5- 7		
3- 6		0- 0	0- 1		HOME		0- 0	3- 5	3- 2		
3- 11		0- 0	0- 0		AWAY		0- 1	3- 10	2- 5		
1- 0		0- 0	0- 0		NEUTRAL		0- 0	1- 0	0- 0		
1- 11		0- 0	0- 1		NON-CONFERENCE		0- 1	1- 9	0- 2		
0- 3		0- 0	0- 1		HOME		0- 0	0- 2	0- 0		
0- 8		0- 0	0- 0		AWAY		0- 1	0- 7	0- 2		
1- 0		0- 0	0- 0		NEUTRAL		0- 0	1- 0	0- 0		
6- 6		0- 0	0- 0		CONFERENCE		0- 0	6- 6	5- 5		
3- 3		0- 0	0- 0		HOME		0- 0	3- 3	3- 2		
3- 3		0- 0	0- 0		AWAY		0- 0	3- 3	2- 3		
0- 0		0- 0	0- 0		NEUTRAL		0- 0	0- 0	0- 0		

RPI 1-25				RPI 26-50				RPI 51-100				RPI 101+ Team's RPI: 277			
RPI	S	Opponent	Score	RPI	S	Opponent	Score	RPI	S	Opponent	Score	RPI	S	Opponent	Score
				35	H	Northern Colo.	73 88	62	A	Nebraska	60 80	111	A	Western Ill.	71 90
												118	A	Iowa St.	45 61
												137	A	Wichi ta St.	63 72
												140	A	Kansas	48 63
												168	H	Denver	68 77
												177	A	Tulsa	52 76
												180	H	Oral Roberts	73 76
												181	N	Stetson	67 50
												201	A	CSU Bakersfi el d	60 58
												201	H	CSU Bakersfi el d	62 76
												231	A	New Mexico St.	62 70
												232	A	Seattle U	62 66
												232	H	Seattle U	58 62
												233	A	Fla. Atlantic	55 65
												252	A	Illinois St.	53 64
												255	A	Grand Canyon	62 59
												255	H	Grand Canyon	84 82
												315	A	UTRGV	54 52
												315	H	UTRGV	79 59
												326	A	Utah Valley	65 68
												326	H	Utah Valley	59 66
												345	H	Chi cago St.	106 47
LAST 12 Di vi si on I GAMES:															
				315	H	UTRGV	79 59	231	A	New Mexico St.	62 70				
				345	H	Chi cago St.	106 47	255	A	Grand Canyon	62 59				
				326	A	Utah Valley	65 68	201	A	CSU Bakersfi el d	60 58				
				232	A	Seattle U	62 66	232	H	Seattle U	58 62				
				201	H	CSU Bakersfi el d	62 76	326	H	Utah Valley	59 66				
				255	H	Grand Canyon	84 82	315	A	UTRGV	54 52				

Non-Div I Games: Lincoln (MO) 98 41 Harris-Stowe 114 59 Cent. Christian Bib90 10

UMKC

Loss, Non-Conf, S Site, H Home A Away N Neutral



Average RPI		Winn: 283	WON-LOST	WINNING	LAST 10	STRENGTH OF		OPP. STRENGTH	TEAM	ADJ.	CONF.	ADJ CONF.
Loss: 209			RECORD	PCT. RANK	GAMES	SCHEDULE		OF SCHEDULE	RPI	RPI	RPI	RPI
DIV. I ONLY			3- 24	336	1- 9	305		299	344	344	20	20
DIV. I NON-CONF.			2- 10	300	0- 0	348		343	348	348	24	24
TOTALS		RPI 1-25		RPI 26-50		W-L RECORDS		RPI 51-100	RPI 101-999		RPI 201+	
3- 24	0- 0			0- 0		OVERALL		0- 4	3- 20		3- 12	
2- 10	0- 0			0- 0		HOME		0- 2	2- 8		2- 4	
1- 14	0- 0			0- 0		AWAY		0- 2	1- 12		1- 8	
0- 0	0- 0			0- 0		NEUTRAL		0- 0	0- 0		0- 0	
2- 10	0- 0			0- 0		NON-CONFERENCE		0- 0	2- 10		2- 10	
1- 4	0- 0			0- 0		HOME		0- 0	1- 4		1- 4	
1- 6	0- 0			0- 0		AWAY		0- 0	1- 6		1- 6	
0- 0	0- 0			0- 0		NEUTRAL		0- 0	0- 0		0- 0	
1- 14	0- 0			0- 0		CONFERENCE		0- 4	1- 10		1- 2	
1- 6	0- 0			0- 0		HOME		0- 2	1- 4		1- 0	
0- 8	0- 0			0- 0		AWAY		0- 2	0- 6		0- 2	
0- 0	0- 0			0- 0		NEUTRAL		0- 0	0- 0		0- 0	

RPI 1-25				RPI 26-50				RPI 51-100				RPI 101+				Team's RPI : 344	
RPI	S	Opponent	Score	RPI	S	Opponent	Score	RPI	S	Opponent	Score	RPI	S	Opponent	Score		
								79	A	Al bany (NY)	60	93	150	A	Bi nghamton	38	52
								79	H	Al bany (NY)	52	61	150	H	Bi nghamton	46	76
								81	A	Mai ne	65	70	155	A	Hartford	56	78
								81	H	Mai ne	51	69	155	H	Hartford	42	81
													184	A	New Hampshi re	45	66
													184	H	New Hampshi re	49	70
													186	A	Stony Brook	50	59
													186	H	Stony Brook	60	63
													213	H	Col umbi a	77	70
													230	A	Texas Tech	65	93
													237	H	Holy Cross	56	84
													253	A	Fairfi eld	67	78
													259	H	Morgan St.	59	65
													267	H	Cornel l	53	71
													268	A	Fai rlei gh Dickinson	51	60
													270	H	Massachusetts	63	73
													276	A	Col gate	64	84
													289	A	Vermont	55	63
													289	H	Vermont	65	60
													321	A	UMBC	54	66
													328	A	Rhode Island	64	81
													346	A	Longwood	82	84
													348	A	Saint Peter' s	66	60
LAST 12 Division I GAMES:																	
				184	H	New Hampshi re	49	70	81	H	Maine	51	69				
				150	A	Bi nghamton	38	52	155	A	Hartford	56	78				
				81	A	Mai ne	65	70	186	A	Stony Brook	50	59				
				289	H	Vermont	65	60	150	H	Bi nghamton	46	76				
				186	H	Stony Brook	60	63	79	H	Al bany (NY)	52	61				
				79	A	Al bany (NY)	60	93	184	A	New Hampshi re	45	66				

Non-Div I Games:	Fisher	102	47
------------------	--------	-----	----

UMass Lowell I

■ Loss, ■ Non-Conf, S Site, H Home A Away N Neutral



Average RPI Win:	262	WON-LOST	WINNING	LAST 10	STRENGTH OF	OPP. STRENGTH	TEAM	ADJ.	CONF.	ADJ CONF.
Average RPI Loss:	165	RECORD	PCT. RANK	GAMES	SCHEDULE	OF SCHEDULE	RPI	RPI	RPI	RPI
DIV. I ONLY	13- 12	162	7- 3	262	280	217	217	27	27	
DIV. I NON-CONF.	2- 8	290	0- 0	268	166	310	310	28	28	
-----										
TOTALS	RPI 1-25	RPI 26-50	W-L RECORDS	RPI 51-100	RPI 101-999	RPI 201+				
13- 12	0- 1	0- 0	OVERALL	1- 2	12- 9	10- 3				
6- 7	0- 0	0- 0	HOME	1- 1	5- 6	5- 1				
7- 5	0- 1	0- 0	AWAY	0- 1	7- 3	5- 2				
0- 0	0- 0	0- 0	NEUTRAL	0- 0	0- 0	0- 0				
2- 8	0- 1	0- 0	NON-CONFERENCE	0- 1	2- 6	2- 2				
1- 4	0- 0	0- 0	HOME	0- 1	1- 3	1- 0				
1- 4	0- 1	0- 0	AWAY	0- 0	1- 3	1- 2				
0- 0	0- 0	0- 0	NEUTRAL	0- 0	0- 0	0- 0				
11- 4	0- 0	0- 0	CONFERENCE	1- 1	10- 3	8- 1				
5- 3	0- 0	0- 0	HOME	1- 0	4- 3	4- 1				
6- 1	0- 0	0- 0	AWAY	0- 1	6- 0	4- 0				
0- 0	0- 0	0- 0	NEUTRAL	0- 0	0- 0	0- 0				

RPI 1-25				RPI 26-50				RPI 51-100				RPI 101+ Team's RPI: 217			
RPI	S	Opponent	Score	RPI	S	Opponent	Score	RPI	S	Opponent	Score	RPI	S	Opponent	Score
21	A	NC State	55 87					59	H	Mercer	56 67	113	H	Middle Tenn.	57 72
								89	A	Liberty	48 53	138	H	Charlotte	47 51
								89	H	Liberty	48 41	153	A	Radford	67 56
												153	H	Radford	48 64
												171	A	Davidson	50 58
												175	H	Furman	63 71
												193	A	High Point	78 59
												193	H	High Point	45 58
												229	A	Gardner-Webb	61 60
												256	H	Presbyterian	74 76
												262	A	Campbell	60 52
												262	H	Campbell	38 33
												272	H	Appalachian St.	69 60
												291	A	USC Upstate	76 70
												300	A	Wofford	68 70
												309	A	Western Caro.	52 62
												313	A	Charleston So.	78 61
												313	H	Charleston So.	71 69
												340	A	Winthrop	70 48
												340	H	Winthrop	63 51
												346	H	Longwood	82 52
LAST 12 Division I GAMES:															
262	H	Campbell	38 33	229	A	Gardner-Webb	61 60								
89	A	Liberty	48 53	256	H	Presbyterian	74 76								
313	H	Charleston So.	71 69	313	A	Charleston So.	78 61								
193	A	High Point	78 59	340	A	Winthrop	70 48								
153	H	Radford	48 64	89	H	Liberty	48 41								
340	H	Winthrop	63 51	346	H	Longwood	82 52								

Non-Div I Games: Warren Wilson 100 53

UNC Asheville



UNCG				WON-LOST		WINNING		LAST 10		STRENGTH OF		OPP. STRENGTH		TEAM		ADJ.		CONF.		ADJ CONF.	
Average RPI Win: 249				RECORD		PCT. RANK		GAMES		SCHEDULE		OF SCHEDULE		RPI		RPI		RPI		RPI	
Average RPI Loss: 152																					
DIV. I ONLY				8- 16		263		4- 6		138		233		223		223		17		17	
DIV. I NON-CONF.				3- 8		268		0- 0		191		320		257		257		17		17	
TOTALS				RPI 1-25		RPI 26-50		W-L RECORDS		RPI 51-100		RPI 101-999		RPI 201+							
8- 16				0- 1		0- 1		OVERALL		0- 2		8- 12		6- 4							
4- 6				0- 0		0- 0		HOME		0- 1		4- 5		2- 2							
4- 10				0- 1		0- 1		AWAY		0- 1		4- 7		4- 2							
0- 0				0- 0		0- 0		NEUTRAL		0- 0		0- 0		0- 0							
3- 8				0- 1		0- 1		NON-CONFERENCE		0- 0		3- 6		3- 4							
1- 3				0- 0		0- 0		HOME		0- 0		1- 3		1- 2							
2- 5				0- 1		0- 1		AWAY		0- 0		2- 3		2- 2							
0- 0				0- 0		0- 0		NEUTRAL		0- 0		0- 0		0- 0							
5- 8				0- 0		0- 0		CONFERENCE		0- 2		5- 6		3- 0							
3- 3				0- 0		0- 0		HOME		0- 1		3- 2		1- 0							
2- 5				0- 0		0- 0		AWAY		0- 1		2- 4		2- 0							
0- 0				0- 0		0- 0		NEUTRAL		0- 0		0- 0		0- 0							

RPI 1-25				RPI 26-50				RPI 51-100				RPI 101+				Team's RPI: 223	
RPI	S	Opponent	Score	RPI	S	Opponent	Score	RPI	S	Opponent	Score	RPI	S	Opponent	Score		
12	A	Duke	54 85	34	A	Virginia	50 68	59	A	Mercer	57 80	112	A	Chattanooga	42 49		
								59	H	Mercer	54 57	112	H	Chattanooga	57 73		
												120	A	ETSU	52 60		
												120	H	ETSU	65 61		
												153	A	Radford	53 56		
												157	A	Samford	48 56		
												157	H	Samford	53 60		
												175	A	Furman	54 55		
												175	H	Furman	76 74		
												193	H	High Point	72 81		
												211	A	Norfolk St.	63 64		
												249	A	Coastal Caro.	60 54		
												256	A	Presbyterian	64 57		
												262	H	Campbell	61 72		
												282	H	VCU	74 61		
												294	H	Murray St.	52 63		
												300	A	Wofford	81 75		
												300	H	Wofford	66 51		
												309	A	Western Caro.	88 67		
												314	A	Eastern Ky.	59 70		
LAST 12 Division I GAMES:																	
59	H	Mercer	54 57	309	A	Western Caro.	88 67										
157	H	Samford	53 60	157	A	Samford	48 56										
300	A	Wofford	81 75	59	A	Mercer	57 80										
175	A	Furman	54 55	175	H	Furman	76 74										
112	H	Chattanooga	57 73	300	H	Wofford	66 51										
120	H	ETSU	65 61	120	A	ETSU	52 60										

Non-Div I Games: Greensboro 82 34 Tusculum 69 71 Lees-McRae 78 62 Southern Wesleyan 96 35 UNCG

Loss, Non-Conf, S Site, H Home A Away N Neutral



Average RPI Win:	256	WON-LOST	WINNING	LAST 10	STRENGTH OF	OPP. STRENGTH	TEAM	ADJ.	CONF.	ADJ CONF.
Average RPI Loss:	145	RECORD	PCT. RANK	GAMES	SCHEDULE	OF SCHEDULE	RPI	RPI	RPI	RPI
DIV. I ONLY	7- 17	277	2- 8	181	171	261	261	10	10	
DIV. I NON-CONF.	5- 4	146	0- 0	333	240	230	230	11	11	
<hr/>										
TOTALS	RPI 1-25	RPI 26-50	W-L RECORDS	RPI 51-100	RPI 101-999	RPI 201+				
7- 17	0- 0	0- 1	OVERALL	0- 4	7- 12	5- 4				
4- 7	0- 0	0- 0	HOME	0- 2	4- 5	3- 2				
3- 10	0- 0	0- 1	AWAY	0- 2	3- 7	2- 2				
0- 0	0- 0	0- 0	NEUTRAL	0- 0	0- 0	0- 0				
5- 4	0- 0	0- 0	NON-CONFERENCE	0- 0	5- 4	4- 1				
4- 0	0- 0	0- 0	HOME	0- 0	4- 0	3- 0				
1- 4	0- 0	0- 0	AWAY	0- 0	1- 4	1- 1				
0- 0	0- 0	0- 0	NEUTRAL	0- 0	0- 0	0- 0				
2- 13	0- 0	0- 1	CONFERENCE	0- 4	2- 8	1- 3				
0- 7	0- 0	0- 0	HOME	0- 2	0- 5	0- 2				
2- 6	0- 0	0- 1	AWAY	0- 2	2- 3	1- 1				
0- 0	0- 0	0- 0	NEUTRAL	0- 0	0- 0	0- 0				

RPI 1-25				RPI 26-50				RPI 51-100				RPI 101+ Team's RPI: 261			
RPI	S	Opponent	Score	RPI	S	Opponent	Score	RPI	S	Opponent	Score	RPI	S	Opponent	Score
49	A	El on	67 75	53	A	Drexel	42 68	116	A	North Carolina	60 86				
				53	H	Drexel	40 58	128	A	Del aware	62 80				
				72	A	James Madi son	48 65	128	H	Del aware	49 82				
				72	H	James Madi son	48 63	139	A	Northeastern	39 56				
								139	H	Northeastern	47 54				
								151	A	William & Mary	64 49				
								151	H	William & Mary	53 66				
								174	A	Pittsburgh	55 74				
								175	A	Furman	71 76				
								185	H	East Carol ina	66 62				
								236	A	Hofstra	59 55				
								236	H	Hofstra	61 69				
								249	A	Coastal Caro.	41 57				
								254	H	Col . of Charleston	63 72				
								271	A	Towson	71 72				
								282	H	VCU	83 67				
								300	A	Wofford	65 60				
								310	H	Georgi a St.	74 62				
								330	H	N. C. Central	89 63				
LAST 12 Division I GAMES:															
72	A	James Madi son	48 65	128	A	Del aware	62 80								
151	A	William & Mary	64 49	72	H	James Madi son	48 63								
53	H	Drexel	40 58	128	H	Del aware	49 82								
254	H	Col . of Charl eston	63 72	53	A	Drexel	42 68								
236	A	Hofstra	59 55	271	A	Towson	71 72								
139	A	Northeastern	39 56	236	H	Hofstra	61 69								

Non-Div I Games: Catawba 74 59 UNC Pembroke 73 64

UNCW



Average RPI Win:	232	WON-LOST	WINNING	LAST 10	STRENGTH OF	OPP. STRENGTH	TEAM	ADJ.	CONF.	ADJ CONF.
Average RPI Loss:	96	RECORD	PCT. RANK	GAMES	SCHEDULE	OF SCHEDULE	RPI	RPI	RPI	RPI
DIV. I ONLY	12- 12	171	7- 3	157	121	147	147	24	24	
DIV. I NON-CONF.	3- 7	254	0- 0	35	6	130	130	22	22	
-----										
TOTALS	RPI 1-25	RPI 26-50	W-L RECORDS	RPI 51-100	RPI 101-999	RPI 201+				
12- 12	0- 1	0- 2	OVERALL	2- 6	10- 3	8- 1				
6- 4	0- 1	0- 0	HOME	0- 3	6- 0	4- 0				
5- 8	0- 0	0- 2	AWAY	1- 3	4- 3	4- 1				
1- 0	0- 0	0- 0	NEUTRAL	1- 0	0- 0	0- 0				
3- 7	0- 1	0- 2	NON-CONFERENCE	2- 2	1- 2	0- 1				
1- 2	0- 1	0- 0	HOME	0- 1	1- 0	0- 0				
1- 5	0- 0	0- 2	AWAY	1- 1	0- 2	0- 1				
1- 0	0- 0	0- 0	NEUTRAL	1- 0	0- 0	0- 0				
9- 5	0- 0	0- 0	CONFERENCE	0- 4	9- 1	8- 0				
5- 2	0- 0	0- 0	HOME	0- 2	5- 0	4- 0				
4- 3	0- 0	0- 0	AWAY	0- 2	4- 1	4- 0				
0- 0	0- 0	0- 0	NEUTRAL	0- 0	0- 0	0- 0				

RPI 1-25				RPI 26-50				RPI 51-100				RPI 101+ Team's RPI: 147			
RPI	S	Opponent	Score	RPI	S	Opponent	Score	RPI	S	Opponent	Score	RPI	S	Opponent	Score
18	H	Iowa	47 71	32	A	South Dakota St.	47 57	52	A	UCF	43 53	118	H	Iowa St.	57 53
				42	A	Creighton	78 89	65	N	Wyoming	55 40	163	A	Southern Ill.	53 60
								78	H	IUPUI	48 54	163	H	Southern Ill.	71 63
								80	A	Drake	64 81	172	A	North Dakota	72 80
								80	H	Drake	67 72	243	A	Omaha	74 78
								91	A	Kansas St.	72 71	252	A	Illinois St.	58 36
								97	A	Missouri St.	52 62	264	A	Indiana St.	56 46
								97	H	Missouri St.	52 57	264	H	Indiana St.	59 53
												273	A	Bradley	51 40
												292	H	Valparaiso	77 56
												304	H	Loyola Chicago	70 41
												349	A	Evansville	85 60
												349	H	Evansville	65 41
LAST 12 Division I GAMES:															
				80	H	Drake	67 72	273	A	Bradley	51 40				
				349	A	Evansville	85 60	80	A	Drake	64 81				
				264	A	Indiana St.	56 46	264	H	Indiana St.	59 53				
				163	H	Southern Ill.	71 63	349	H	Evansville	65 41				
				97	H	Missouri St.	52 57	97	A	Missouri St.	52 62				
				252	A	Illinois St.	58 36	163	A	Southern Ill.	53 60				

Non-Div I Games: Wis.-Parkside 92 62

UNI



Average RPI Win:	206	WON-LOST	WINNING	LAST 10	STRENGTH OF	OPP. STRENGTH	TEAM	ADJ.	CONF.	ADJ CONF.
Average RPI Loss:	77	RECORD	PCT. RANK	GAMES	SCHEDULE	OF SCHEDULE	RPI	RPI	RPI	RPI
DIV. I ONLY	17- 9	86	8- 2	85	115	83	83	16	16	
DIV. I NON-CONF.	5- 6	187	0- 0	8	82	90	90	14	14	
-----										
TOTALS	RPI 1-25	RPI 26-50	W-L RECORDS	RPI 51-100	RPI 101-999	RPI 201+				
17- 9	0- 3	1- 2	OVERALL	1- 1	15- 3	10- 1				
10- 4	0- 1	0- 2	HOME	0- 0	10- 1	6- 0				
7- 3	0- 1	1- 0	AWAY	1- 1	5- 1	4- 0				
0- 2	0- 1	0- 0	NEUTRAL	0- 0	0- 1	0- 1				
5- 6	0- 3	1- 2	NON-CONFERENCE	0- 0	4- 1	2- 1				
4- 3	0- 1	0- 2	HOME	0- 0	4- 0	2- 0				
1- 1	0- 1	1- 0	AWAY	0- 0	0- 0	0- 0				
0- 2	0- 1	0- 0	NEUTRAL	0- 0	0- 1	0- 1				
12- 3	0- 0	0- 0	CONFERENCE	1- 1	11- 2	8- 0				
6- 1	0- 0	0- 0	HOME	0- 0	6- 1	4- 0				
6- 2	0- 0	0- 0	AWAY	1- 1	5- 1	4- 0				
0- 0	0- 0	0- 0	NEUTRAL	0- 0	0- 0	0- 0				

U  
N  
L  
VU  
N  
L  
V

RPI 1-25				RPI 26-50				RPI 51-100				Team's RPI : 83				RPI 101+			
RPI	S	Opponent	Score	RPI	S	Opponent	Score	RPI	S	Opponent	Score	RPI	S	Opponent	Score	RPI	S	Opponent	Score
3	H	Mississippi St.	63 103	29	H	Syracuse	55 69	65	A	Wyoming	56 69	124	H	Colorado St.	56 52				
13	A	Stanford	33 74	44	A	Gonzaga	52 50	94	A	New Mexico	68 66	132	H	Portland St.	88 80				
15	N	Buffalo	53 80	47	H	Minnesota	72 79					134	A	Fresno St.	73 58				
												134	H	Fresno St.	72 74				
												145	A	Boise St.	60 69				
												145	H	Boise St.	77 54				
												195	H	UC Irvine	73 54				
												219	H	Nevada	77 75				
												236	H	Hofstra	68 52				
												239	N	UC Riverside	88 95				
												246	A	San Jose St.	80 53				
												246	H	San Jose St.	79 60				
												255	H	Grand Canyon	76 47				
												265	A	San Diego St.	75 64				
												265	H	San Diego St.	73 67				
												298	A	Air Force	67 59				
												298	H	Air Force	69 57				
												299	A	Utah St.	63 54				
LAST 12 Division I GAMES:																			
				134	A	Fresno St.	73 58					246	A	San Jose St.	80 53				
				265	H	San Diego St.	73 67					265	A	San Diego St.	75 64				
				298	A	Air Force	67 59					134	H	Fresno St.	72 74				
				65	A	Wyoming	56 69					124	H	Colorado St.	56 52				
				219	H	Nevada	77 75					94	A	New Mexico	68 66				
				145	H	Boise St.	77 54					298	H	Air Force	69 57				

Non-Div I Games:

UNLV



Average RPI Win: 287

Average RPI Loss: 173

WON-LOST  
RECORDWINNING  
PCT. RANKLAST 10  
GAMESSTRENGTH OF  
SCHEDULEOPP. STRENGTH  
OF SCHEDULETEAM  
RPIADJ.  
RPICONF.  
RPIADJ CONF.  
RPIDIV. I ONLY  
DIV. I NON-CONF.7- 18  
2- 10283  
3004- 6  
0- 0214  
237302  
335291  
333291  
33323  
2123  
21

TOTALS

RPI 1-25

RPI 26-50

W-L RECORDS

RPI 51-100

RPI 101-999

RPI 201+

7- 18

0- 0

0- 0

OVERALL

0- 6

7- 12

6- 8

5- 7

0- 0

0- 0

HOME

0- 2

5- 5

4- 4

2- 11

0- 0

0- 0

AWAY

0- 4

2- 7

2- 4

0- 0

0- 0

0- 0

NEUTRAL

0- 0

0- 0

0- 0

2- 10

0- 0

0- 0

NON-CONFERENCE

0- 2

2- 8

2- 5

2- 4

0- 0

0- 0

HOME

0- 0

2- 4

2- 3

0- 6

0- 0

0- 0

AWAY

0- 2

0- 4

0- 2

0- 0

0- 0

0- 0

NEUTRAL

0- 0

0- 0

0- 0

5- 8

0- 0

0- 0

CONFERENCE

0- 4

5- 4

4- 3

3- 3

0- 0

0- 0

HOME

0- 2

3- 1

2- 1

2- 5

0- 0

0- 0

AWAY

0- 2

2- 3

2- 2

0- 0

0- 0

0- 0

NEUTRAL

0- 0

0- 0

0- 0

RPI 1-25

RPI 26-50

RPI 51-100

RPI 101+

Team's RPI: 291

RPI S Opponent Score

RPI S Opponent Score

RPI S Opponent Score

RPI S Opponent Score

55 A FGCU 60 93  
 55 H FGCU 44 88  
 68 A Oklahoma St. 71 108  
 75 A Virginia Tech 56 87  
 100 A Jacksonville 49 65  
 100 H Jacksonville 45 71

151 A William & Mary 63 83  
 175 H Furman 59 80  
 181 A Stetson 61 62  
 181 H Stetson 69 64  
 185 A East Carolina 53 66  
 217 H UNC Asheville 70 76  
 229 A Gardner-Webb 39 60  
 243 H Omaha 66 69  
 251 A North Florida 61 79  
 251 H North Florida 61 65  
 256 H Presbyterian 69 83  
 260 A Lipscomb 78 97  
 260 H Lipscomb 80 64  
 262 A Campbell 49 69  
 293 A Kennesaw St. 70 64  
 293 H Kennesaw St. 65 61  
 319 H South Carolina St. 63 44  
 330 H N.C. Central 66 61  
 335 A NJIT 95 57

LAST 12 Division I GAMES:

251 A North Florida 61 79  
 100 A Jacksonville 49 65  
 181 H Stetson 69 64  
 55 H FGCU 44 88  
 260 H Lipscomb 80 64  
 293 A Kennesaw St. 70 64  
 260 A Lipscomb 78 97  
 293 H Kennesaw St. 65 61  
 100 H Jacksonville 45 71  
 251 H North Florida 61 65  
 55 A FGCU 60 93  
 181 A Stetson 61 62

Non-Div I Games:

Brevard

109 39

Converse

71 51

Bob Jones

79 45

USC Upstate

Loss, Non-Conf, S Site, H Home A Away N Neutral



Average RPI Win:	236	WON-LOST	WINNING	LAST 10	STRENGTH OF	OPP. STRENGTH	TEAM	ADJ.	CONF.	ADJ CONF.
Average RPI Loss:	146	RECORD	PCT. RANK	GAMES	SCHEDULE	OF SCHEDULE	RPI	RPI	RPI	RPI
DIV. I ONLY	17- 10	102	9- 1	314	163	169	169	22	22	
DIV. I NON-CONF.	6- 5	153	0- 0	230	50	161	161	23	23	
-----										
TOTALS	RPI 1-25	RPI 26-50	W-L RECORDS	RPI 51-100	RPI 101-999	RPI 201+				
17- 10	0- 0	0- 0	OVERALL	0- 4	17- 6	10- 2				
12- 2	0- 0	0- 0	HOME	0- 1	12- 1	6- 0				
5- 8	0- 0	0- 0	AWAY	0- 3	5- 5	4- 2				
0- 0	0- 0	0- 0	NEUTRAL	0- 0	0- 0	0- 0				
6- 5	0- 0	0- 0	NON-CONFERENCE	0- 4	6- 1	3- 0				
5- 1	0- 0	0- 0	HOME	0- 1	5- 0	2- 0				
1- 4	0- 0	0- 0	AWAY	0- 3	1- 1	1- 0				
0- 0	0- 0	0- 0	NEUTRAL	0- 0	0- 0	0- 0				
11- 5	0- 0	0- 0	CONFERENCE	0- 0	11- 5	7- 2				
7- 1	0- 0	0- 0	HOME	0- 0	7- 1	4- 0				
4- 4	0- 0	0- 0	AWAY	0- 0	4- 4	3- 2				
0- 0	0- 0	0- 0	NEUTRAL	0- 0	0- 0	0- 0				

RPI 1-25				RPI 26-50				RPI 51-100				RPI 101+				Team's RPI: 169
RPI	S	Opponent	Score	RPI	S	Opponent	Score	RPI	S	Opponent	Score	RPI	S	Opponent	Score	
								56	H	Houston	58 62	103	A	Little Rock	57 59	
								61	A	Georgia Tech	52 80	122	A	Arkansas	57 91	
								91	A	Kansas St.	56 70	134	H	Fresno St.	67 54	
								99	A	Utah	41 71	136	H	Texas St.	61 59	
												144	H	San Francisco	56 54	
												152	H	South Ala.	63 76	
												161	H	Troy	76 57	
												176	A	Louisiana	38 34	
												176	H	Louisiana	63 61	
												180	H	Oral Roberts	70 46	
												199	A	Arkansas St.	80 85	
												205	H	SMU	58 55	
												249	A	Coastal Caro.	76 89	
												249	H	Coastal Caro.	65 63	
												272	A	Appalachian St.	64 60	
												272	H	Appalachian St.	49 48	
												297	A	UTSA	69 68	
												302	H	Incarnate Word	61 48	
												310	A	Georgia St.	81 76	
												325	A	Ga. Southern	68 73	
												325	H	Ga. Southern	70 49	
												337	A	La.-Monroe	80 53	
												337	H	La.-Monroe	70 61	
-----																
LAST 12 Division I GAMES:																
				325	H	Ga. Southern	70 49	325	A	Ga. Southern	68 73					
				176	A	Louisiana	38 34	310	A	Georgia St.	81 76					
				337	A	La.-Monroe	80 53	337	H	La.-Monroe	70 61					
				136	H	Texas St.	61 59	176	H	Louisiana	63 61					
				249	H	Coastal Caro.	65 63	199	A	Arkansas St.	80 85					
				272	H	Appalachian St.	49 48	103	A	Little Rock	57 59					

Non-Div I Games:

UT Arlington



Average RPI Win:	275	WON-LOST	WINNING	LAST 10	STRENGTH OF	OPP. STRENGTH	TEAM	ADJ.	CONF.	ADJ CONF.
Average RPI Loss:	135	RECORD	PCT. RANK	GAMES	SCHEDULE	OF SCHEDULE	RPI	RPI	RPI	RPI
DIV. I ONLY	14- 13	166	8- 2	220	268	194	194	25	25	
DIV. I NON-CONF.	2- 8	290	0- 0	100	80	262	262	27	27	
-----										
TOTALS	RPI 1-25	RPI 26-50	W-L RECORDS	RPI 51-100	RPI 101-999	RPI 201+				
14- 13	0- 1	0- 1	OVERALL	0- 2	14- 9	12- 1				
9- 3	0- 0	0- 0	HOME	0- 1	9- 2	8- 0				
5- 8	0- 1	0- 1	AWAY	0- 0	5- 6	4- 1				
0- 2	0- 0	0- 0	NEUTRAL	0- 1	0- 1	0- 0				
2- 8	0- 1	0- 1	NON-CONFERENCE	0- 1	2- 5	2- 0				
2- 1	0- 0	0- 0	HOME	0- 0	2- 1	2- 0				
0- 5	0- 1	0- 1	AWAY	0- 0	0- 3	0- 0				
0- 2	0- 0	0- 0	NEUTRAL	0- 1	0- 1	0- 0				
12- 5	0- 0	0- 0	CONFERENCE	0- 1	12- 4	10- 1				
7- 2	0- 0	0- 0	HOME	0- 1	7- 1	6- 0				
5- 3	0- 0	0- 0	AWAY	0- 0	5- 3	4- 1				
0- 0	0- 0	0- 0	NEUTRAL	0- 0	0- 0	0- 0				

RPI 1-25				RPI 26-50				RPI 51-100				RPI 101+				Team's RPI: 194
RPI	S	Opponent	Score	RPI	S	Opponent	Score	RPI	S	Opponent	Score	RPI	S	Opponent	Score	
4	A	Louisville	56 91	43	A	Purdue	58 60	66	H	Belmont	63 65	112	A	Chattanooga	82 87	
								76	N	Saint Mary's (CA)	58 69	141	A	SIUE	70 73	
												141	H	SIUE	72 64	
												158	N	Eastern Wash.	58 61	
												163	A	Southern Ill.	72 84	
												178	A	Jacksonville St.	61 57	
												182	A	Morehead St.	75 88	
												182	H	Morehead St.	76 81	
												187	H	Northwestern	63 71	
												199	A	Arkansas St.	73 84	
												206	H	N. C. A&T	76 63	
												214	H	Southeast Mo. St.	72 65	
												240	A	Austin Peay	62 69	
												240	H	Austin Peay	100 66	
												294	A	Murray St.	97 80	
												294	H	Murray St.	85 67	
												309	H	Western Caro.	62 54	
												312	A	Tennessee Tech	67 51	
												314	A	Eastern Ky.	72 54	
												314	H	Eastern Ky.	77 49	
												333	H	Tennessee St.	80 68	
												347	A	Eastern Ill.	72 44	
												347	H	Eastern Ill.	85 57	
-----																
LAST 12 Division I GAMES:																
182	A	Morehead St.	75 88	240	H	Austin Peay	100 66									
347	H	Eastern Ill.	85 57	312	A	Tennessee Tech	67 51									
141	H	SIUE	72 64	178	A	Jacksonville St.	61 57									
214	H	Southeast Mo. St.	72 65	141	A	SIUE	70 73									
314	A	Eastern Ky.	72 54	347	A	Eastern Ill.	72 44									
294	H	Murray St.	85 67	182	H	Morehead St.	76 81									

Non-Div I Games: Rhodes 90 49 Ala.-Huntsville 104 73

UT Martin



U  
T  
E  
P

UTEP				Through Games Of Feb. 22, 2018						
Average RPI Win: 229		WON-LOST RECORD	WINNING PCT. RANK	LAST 10 GAMES	STRENGTH OF SCHEDULE	OPP. STRENGTH OF SCHEDULE	TEAM RPI	ADJ. RPI	CONF. RPI	ADJ CONF. RPI
Average RPI Loss: 175										
DIV. I ONLY		14- 11	140	4- 6	205	255	166	166	18	18
DIV. I NON-CONF.		9- 4	82	0- 0	214	315	111	111	19	19
-----										
TOTALS		RPI 1-25	RPI 26-50	W-L RECORDS	RPI 51-100	RPI 101-999	RPI 201+			
14- 11	0- 0	0- 0	0- 0	OVERALL	0- 3	14- 8	9- 4			
7- 4	0- 0	0- 0	0- 0	HOME	0- 2	7- 2	4- 0			
5- 7	0- 0	0- 0	0- 0	AWAY	0- 1	5- 6	5- 4			
2- 0	0- 0	0- 0	0- 0	NEUTRAL	0- 0	2- 0	0- 0			
9- 4	0- 0	0- 0	0- 0	NON-CONFERENCE	0- 1	9- 3	5- 1			
5- 1	0- 0	0- 0	0- 0	HOME	0- 1	5- 0	3- 0			
2- 3	0- 0	0- 0	0- 0	AWAY	0- 0	2- 3	2- 1			
2- 0	0- 0	0- 0	0- 0	NEUTRAL	0- 0	2- 0	0- 0			
5- 7	0- 0	0- 0	0- 0	CONFERENCE	0- 2	5- 5	4- 3			
2- 3	0- 0	0- 0	0- 0	HOME	0- 1	2- 2	1- 0			
3- 4	0- 0	0- 0	0- 0	AWAY	0- 1	3- 3	3- 3			
0- 0	0- 0	0- 0	0- 0	NEUTRAL	0- 0	0- 0	0- 0			
-----										
RPI 1-25				RPI 26-50		RPI 51-100		RPI 101+		Team's RPI: 166
RPI S	Opponent	Score	RPI S	Opponent	Score	RPI S	Opponent	Score	Score	
77	H UAB	64 84				113	H Middle Tenn.	45 54		
93	A Ri ce	42 56				117	A Tulane	56 67		
94	H New Mexi co	35 59				122	H Arkansas	64 61		
						138	H Charlotte	67 58		
						157	N Samford	46 33		
						167	H Loui si ana Tech	62 65		
						185	N East Caroli na	93 79		
						199	A Arkansas St.	73 76		
						201	H CSU Bakersfi eld	67 56		
						209	A North Texas	50 48		
						224	H A&M-Corpus Christi	69 49		
						231	A New Mexi co St.	68 76		
						233	A Fla. Atlantic	66 72		
						233	H Fla. Atlantic	75 70		
						239	A UC Ri versi de	73 62		
						241	H Texas Southern	65 55		
						281	A Ol d Domi ni on	52 56		
						297	A UTSA	66 53		
						307	A FIU	77 76		
						316	A Marshall	64 66		
						322	H Houston Baptist	69 62		
						324	A Cal St. Fullerton	92 91		
LAST 12 Division I GAMES:										
281	A Ol d Domi ni on	52 56	93	A Ri ce	42 56					
316	A Marshall	64 66	233	H Fla. Atlantic	75 70					
167	H Loui si ana Tech	62 65	113	H Middle Tenn.	45 54					
297	A UTSA	66 53	138	H Charlotte	67 58					
77	H UAB	64 84	233	A Fla. Atlantic	66 72					
209	A North Texas	50 48	307	A FIU	77 76					

U  
T  
E  
P

Non-Div I Games:

UTEP



Average RPI Win: **286**  
 Average RPI Loss: **215**

WON-LOST  
RECORD

WINNING  
PCT. RANK

LAST 10  
GAMES

STRENGTH OF  
SCHEDULE

OPP. STRENGTH  
OF SCHEDULE

TEAM  
RPI

ADJ.  
RPI

CONF.  
RPI

ADJ CONF.  
RPI

DIV. I ONLY	10- 14	223	3- 7	340	332	315	315	31	31
DIV. I NON-CONF.	7- 5	132	0- 0	320	272	228	228	31	31
<hr/>									
TOTALS	RPI 1-25	RPI 26-50	W-L RECORDS	RPI 51-100	RPI 101-999	RPI 201+			
10- 14	0- 0	0- 1	OVERALL	0- 1	10- 12	10- 9			
9- 5	0- 0	0- 1	HOME	0- 0	9- 4	9- 3			
1- 9	0- 0	0- 0	AWAY	0- 1	1- 8	1- 6			
0- 0	0- 0	0- 0	NEUTRAL	0- 0	0- 0	0- 0			
7- 5	0- 0	0- 1	NON-CONFERENCE	0- 1	7- 3	7- 2			
6- 1	0- 0	0- 1	HOME	0- 0	6- 0	6- 0			
1- 4	0- 0	0- 0	AWAY	0- 1	1- 3	1- 2			
0- 0	0- 0	0- 0	NEUTRAL	0- 0	0- 0	0- 0			
3- 9	0- 0	0- 0	CONFERENCE	0- 0	3- 9	3- 7			
3- 4	0- 0	0- 0	HOME	0- 0	3- 4	3- 3			
0- 5	0- 0	0- 0	AWAY	0- 0	0- 5	0- 4			
0- 0	0- 0	0- 0	NEUTRAL	0- 0	0- 0	0- 0			

RPI	S	Opponent	Score	RPI	S	Opponent	Score	RPI	S	Opponent	Score	RPI	S	Opponent	Score
48	H	Southern California	64 71	68	A	Oklahoma St.	38 80	190	A	Wisconsin	54 82	201	A	CSU Bakersfield	30 71
								201	H	CSU Bakersfield	64 67	224	A	A&M-Corpus Christi	41 71
								224	H	A&M-Corpus Christi	56 53	230	A	Texas Tech	64 80
								231	H	New Mexico St.	77 79	232	A	Seattle U	56 64
								232	H	Seattle U	69 67	255	A	Grand Canyon	58 59
								255	H	Grand Canyon	59 65	258	H	Prairie View	78 62
								270	H	Massachusetts	67 59	277	A	UMKC	59 79
								277	H	UMKC	52 54	278	A	North Dakota St.	82 79
								284	H	Canisius	63 46	297	H	UTSA	70 58
								326	A	Utah Valley	60 69	326	H	Utah Valley	71 64
								342	H	Florida A&M	51 38	345	H	Chicago St.	81 44
<hr/>															
LAST 12 Division I GAMES:															
277	A	UMKC	59 79	345	H	Chicago St.	81 44	232	A	Seattle U	56 64	255	H	Grand Canyon	59 65
326	H	Utah Valley	71 64	232	A	Utah Valley	60 69	201	A	CSU Bakersfield	30 71	255	A	Grand Canyon	58 59
232	H	Seattle U	69 67	255	H	Grand Canyon	59 65	201	H	CSU Bakersfield	64 67	231	H	New Mexico St.	77 79
201	A	CSU Bakersfield	30 71	277	H	UMKC	52 54								

UTRGV

UTRGV

Non-Div I Games: Texas Lutheran 78 43 Concordia (TX) 67 49 Trinity (TX) 62 57

UTRGV

Loss, Non-Conf, S Site, H Home A Away N Neutral



Average RPI Win:	291	WON-LOST	WINNING	LAST 10	STRENGTH OF	OPP. STRENGTH	TEAM	ADJ.	CONF.	ADJ CONF.
Average RPI Loss:	162	RECORD	PCT. RANK	GAMES	SCHEDULE	OF SCHEDULE	RPI	RPI	RPI	RPI
DIV. I ONLY	5- 18	312	4- 6	196	217	297	297	18	18	
DIV. I NON-CONF.	1- 9	318	0- 0	198	277	316	316	19	19	
-----										
TOTALS	RPI 1-25	RPI 26-50	W-L RECORDS	RPI 51-100	RPI 101-999	RPI 201+				
5- 18	0- 1	0- 2	OVERALL	0- 1	5- 14	5- 5				
3- 6	0- 0	0- 0	HOME	0- 0	3- 6	3- 1				
1- 12	0- 1	0- 2	AWAY	0- 1	1- 8	1- 4				
1- 0	0- 0	0- 0	NEUTRAL	0- 0	1- 0	1- 0				
1- 9	0- 1	0- 1	NON-CONFERENCE	0- 0	1- 7	1- 2				
0- 3	0- 0	0- 0	HOME	0- 0	0- 3	0- 0				
0- 6	0- 1	0- 1	AWAY	0- 0	0- 4	0- 2				
1- 0	0- 0	0- 0	NEUTRAL	0- 0	1- 0	1- 0				
4- 9	0- 0	0- 1	CONFERENCE	0- 1	4- 7	4- 3				
3- 3	0- 0	0- 0	HOME	0- 0	3- 3	3- 1				
1- 6	0- 0	0- 1	AWAY	0- 1	1- 4	1- 2				
0- 0	0- 0	0- 0	NEUTRAL	0- 0	0- 0	0- 0				

RPI 1-25				RPI 26-50				RPI 51-100				RPI 101+				Team's RPI: 297
RPI	S	Opponent	Score	RPI	S	Opponent	Score	RPI	S	Opponent	Score	RPI	S	Opponent	Score	
11	A	Texas	70 120	45	A	Western Ky.	38 73	93	A	Rice	52 83	113	H	Middle Tenn.	47 62	
				46	A	Arizona St.	42 74					127	H	Northern Ill.	55 69	
												136	A	Texas St.	38 91	
												138	A	Charlotte	75 88	
												166	H	UTEP	53 66	
												167	A	Louisiana Tech	55 63	
												169	H	UT Arlington	68 69	
												172	H	North Dakota	47 60	
												179	A	San Diego	69 78	
												203	A	Southern Miss.	60 83	
												209	H	North Texas	70 58	
												233	H	Fla. Atlantic	65 99	
												281	A	Old Dominion	63 69	
												281	H	Old Dominion	64 56	
												307	H	FIU	69 66	
												315	A	UTRGV	58 70	
												316	A	Marshall	72 59	
												324	A	Cal St. Fullerton	46 55	
												341	N	Mississippi Val.	68 55	
-----																
LAST 12 Division I GAMES:																
307	H	FIU	69 66	233	H	Fla. Atlantic	65 99									
138	A	Charlotte	75 88	281	A	Old Dominion	63 69									
316	A	Marshall	72 59	45	A	Western Ky.	38 73									
166	H	UTEP	53 66	281	H	Old Dominion	64 56									
209	H	North Texas	70 58	113	H	Middle Tenn.	47 62									
203	A	Southern Miss.	60 83	93	A	Rice	52 83									

Non-Div I Games: Sul Ross St. 97 47 Tex. A&M-Commerce 60 69

UTSA



Average RPI Win:	177	WON-LOST	WINNING	LAST 10	STRENGTH OF	OPP. STRENGTH	TEAM	ADJ.	CONF.	ADJ CONF.
Average RPI Loss:	57	RECORD	PCT. RANK	GAMES	SCHEDULE	OF SCHEDULE	RPI	RPI	RPI	RPI
DIV. I ONLY	17- 11	115	4- 6	125	56	99	99	5	5	
DIV. I NON-CONF.	9- 2	33	0- 0	180	166	49	49	3	3	
-----										
TOTALS	RPI 1-25	RPI 26-50	W-L RECORDS	RPI 51-100	RPI 101-999	RPI 201+				
17- 11	0- 3	2- 5	OVERALL	3- 1	12- 2	6- 0				
10- 6	0- 2	1- 3	HOME	2- 0	7- 1	4- 0				
7- 5	0- 1	1- 2	AWAY	1- 1	5- 1	2- 0				
0- 0	0- 0	0- 0	NEUTRAL	0- 0	0- 0	0- 0				
9- 2	0- 0	1- 0	NON-CONFERENCE	1- 1	7- 1	4- 0				
7- 0	0- 0	1- 0	HOME	1- 0	5- 0	3- 0				
2- 2	0- 0	0- 0	AWAY	0- 1	2- 1	1- 0				
0- 0	0- 0	0- 0	NEUTRAL	0- 0	0- 0	0- 0				
8- 9	0- 3	1- 5	CONFERENCE	2- 0	5- 1	2- 0				
3- 6	0- 2	0- 3	HOME	1- 0	2- 1	1- 0				
5- 3	0- 1	1- 2	AWAY	1- 0	3- 0	1- 0				
0- 0	0- 0	0- 0	NEUTRAL	0- 0	0- 0	0- 0				

RPI 1-25				RPI 26-50				RPI 51-100				RPI 101+			
RPI	S	Opponent	Score	RPI	S	Opponent	Score	RPI	S	Opponent	Score	RPI	S	Opponent	Score
8	H	Oregon	68 84	37	A	Cal i forn i a	73 84	76	H	Saint Mary's (CA)	74 63	142	A	Col orado	78 74
9	H	UCLA	74 81	38	H	Oregon St.	58 69	87	A	Al abama	60 65	142	H	Col orado	65 69
13	A	Stanford	49 70	43	H	Purdue	81 68	98	A	Washi ngton St.	81 79	148	A	BYU	68 77
				46	A	Ari zona St.	58 56	98	H	Washi ngton St.	54 50	169	H	UT Ar lington	71 41
				46	H	Ari zona St.	81 83					173	A	Weber St.	85 58
				48	A	Southern Cal i forn i a	52 53					180	H	Oral Roberts	71 50
				48	H	Southern Cal i forn i a	47 58					189	A	Washi ngton	74 65
												189	H	Washi ngton	81 46
												219	H	Nevada	87 61
												234	H	Pepperdi ne	89 65
												280	A	Ari zona	80 56
												280	H	Ari zona	89 55
												299	A	Utah St.	79 44
												302	H	Incarnate Word	90 31
-----															
LAST 12 Di v i s i o n I GAMES:															
				48	A	Southern Cal i forn i a	52 53	142	H	Col orado	65 69				
				189	H	Washi ngton	81 46	8	H	Oregon	68 84				
				98	H	Washi ngton St.	54 50	38	H	Oregon St.	58 69				
				37	A	Cal i forn i a	73 84	280	A	Ari zona	80 56				
				13	A	Stanford	49 70	46	A	Ari zona St.	58 56				
				142	A	Col orado	78 74	48	H	Southern Cal i forn i a	47 58				

Non-Di v I Games:

Utah



Average RPI Win:	192	WON-LOST	WINNING	LAST 10	STRENGTH OF	OPP. STRENGTH	TEAM	ADJ.	CONF.	ADJ CONF.
Average RPI Loss:	166	RECORD	PCT. RANK	GAMES	SCHEDULE	OF SCHEDULE	RPI	RPI	RPI	RPI
DIV. I ONLY	4- 21	323	2- 8	147	205	299	299	16	16	
DIV. I NON-CONF.	1- 9	318	0- 0	217	329	323	323	14	14	
<hr/>										
TOTALS	RPI 1-25	RPI 26-50	W-L RECORDS	RPI 51-100	RPI 101-999	RPI 201+				
4- 21	0- 0	0- 1	OVERALL	0- 6	4- 14	2- 7				
3- 7	0- 0	0- 0	HOME	0- 4	3- 3	2- 1				
1- 12	0- 0	0- 0	AWAY	0- 2	1- 10	0- 5				
0- 2	0- 0	0- 1	NEUTRAL	0- 0	0- 1	0- 1				
1- 9	0- 0	0- 1	NON-CONFERENCE	0- 1	1- 7	0- 4				
0- 3	0- 0	0- 0	HOME	0- 1	0- 2	0- 1				
1- 4	0- 0	0- 0	AWAY	0- 0	1- 4	0- 2				
0- 2	0- 0	0- 1	NEUTRAL	0- 0	0- 1	0- 1				
3- 12	0- 0	0- 0	CONFERENCE	0- 5	3- 7	2- 3				
3- 4	0- 0	0- 0	HOME	0- 3	3- 1	2- 0				
0- 8	0- 0	0- 0	AWAY	0- 2	0- 6	0- 3				
0- 0	0- 0	0- 0	NEUTRAL	0- 0	0- 0	0- 0				

RPI 1-25				RPI 26-50				RPI 51-100				RPI 101+ Team's RPI: 299			
RPI	S	Opponent	Score	RPI	S	Opponent	Score	RPI	S	Opponent	Score	RPI	S	Opponent	Score
				38	N	Oregon St.	55 94	65	A	Wyoming	44 61	124	A	Colorado St.	45 56
								65	H	Wyoming	46 64	129	A	Idaho St.	44 64
								83	H	UNLV	54 63	134	A	Fresno St.	56 57
								94	A	New Mexico	47 80	134	H	Fresno St.	60 52
								94	H	New Mexico	50 74	145	A	Boise St.	60 68
								99	H	Utah	44 79	145	H	Boise St.	42 64
												148	A	BYU	76 69
												168	H	Denver	72 74
												195	A	UC Irvine	84 87
												219	A	Nevada	78 85
												219	H	Nevada	79 57
												228	N	Montana St.	52 64
												246	A	San Jose St.	66 79
												265	H	San Diego St.	62 58
												280	H	Arizona	49 65
												298	A	Air Force	50 57
												320	A	Southern Utah	67 70
												326	A	Utah Valley	43 61
<hr/>															
LAST 12 Division I GAMES:															
				219	A	Nevada	78 85	298	A	Air Force	50 57				
				94	H	New Mexico	50 74	65	A	Wyoming	44 61				
				145	A	Boise St.	60 68	145	H	Boise St.	42 64				
				65	H	Wyoming	46 64	219	H	Nevada	79 57				
				94	A	New Mexico	47 80	124	A	Colorado St.	45 56				
				134	H	Fresno St.	60 52	83	H	UNLV	54 63				

Non-Div I Games: Dixie St. 92 72

Utah St.



Average RPI Win:	285	WON-LOST	WINNING	LAST 10	STRENGTH OF	OPP. STRENGTH	TEAM	ADJ.	CONF.	ADJ CONF.
Average RPI Loss:	218	RECORD	PCT. RANK	GAMES	SCHEDULE	OF SCHEDULE	RPI	RPI	RPI	RPI
DIV. I ONLY	8- 17	267	3- 7	341	318	326	326	31	31	
DIV. I NON-CONF.	4- 9	249	0- 0	314	267	327	327	31	31	
-----										
TOTALS	RPI 1-25	RPI 26-50	W-L RECORDS	RPI 51-100	RPI 101-999	RPI 201+				
8- 17	0- 0	0- 1	OVERALL	0- 0	8- 16	7- 9				
6- 6	0- 0	0- 0	HOME	0- 0	6- 6	5- 4				
2- 11	0- 0	0- 0	AWAY	0- 0	2- 1	2- 0				
0- 0	0- 0	0- 0	NEUTRAL	0- 0	0- 0	0- 0				
4- 9	0- 0	0- 1	NON-CONFERENCE	0- 0	4- 8	3- 3				
4- 2	0- 0	0- 0	HOME	0- 0	4- 2	3- 1				
0- 7	0- 0	0- 1	AWAY	0- 0	0- 6	0- 2				
0- 0	0- 0	0- 0	NEUTRAL	0- 0	0- 0	0- 0				
4- 8	0- 0	0- 0	CONFERENCE	0- 0	4- 8	4- 6				
2- 4	0- 0	0- 0	HOME	0- 0	2- 4	2- 3				
2- 4	0- 0	0- 0	AWAY	0- 0	2- 4	2- 3				
0- 0	0- 0	0- 0	NEUTRAL	0- 0	0- 0	0- 0				

RPI S Opponent	Score	RPI S Opponent	Score	RPI S Opponent	Score	RPI S Opponent	Score	Team's RPI: 326
RPI 1-25		RPI 26-50		RPI 51-100		RPI 101+		
38 A Oregon St.	41 98					129 H Idaho St.	58 70	
						146 H Cal Poly	89 70	
						148 A BYU	54 75	
						158 A Eastern Wash.	41 61	
						168 A Denver	53 72	
						173 A Weber St.	57 75	
						201 A CSU Bakersfield	58 63	
						201 H CSU Bakersfield	60 64	
						231 A New Mexico St.	51 59	
						231 H New Mexico St.	72 82	
						232 H Seattle U	75 77	
						234 A Pepperdine	44 71	
						255 A Grand Canyon	61 81	
						277 A UMKC	66 59	
						277 H UMKC	68 65	
						298 H Air Force	59 56	
						299 H Utah St.	61 43	
						315 A UTRGV	64 71	
						315 H UTRGV	69 60	
						317 A Portland	64 71	
						320 H Southern Utah	69 61	
						324 H Cal St. Fullerton	36 73	
						345 A Chicago St.	68 30	
						345 H Chicago St.	74 84	
LAST 12 Division I GAMES:								
201 H CSU Bakersfield	60 64	255 A Grand Canyon	61 81					
315 A UTRGV	64 71	231 H New Mexico St.	72 82					
231 A New Mexico St.	51 59	315 H UTRGV	69 60					
277 H UMKC	68 65	345 A Chicago St.	68 30					
345 H Chicago St.	74 84	277 A UMKC	66 59					
232 H Seattle U	75 77	201 A CSU Bakersfield	58 63					

Non-Div I Games: Antelope Valley 78 54 Dixie St. 72 63

Utah Valley



Average RPI Win:	253	WON-LOST	WINNING	LAST 10	STRENGTH OF	OPP. STRENGTH	TEAM	ADJ.	CONF.	ADJ CONF.
Average RPI Loss:	149	RECORD	PCT. RANK	GAMES	SCHEDULE	OF SCHEDULE	RPI	RPI	RPI	RPI
DIV. I ONLY	7- 20	294	3- 7	163	193	282	282	12	12	
DIV. I NON-CONF.	3- 9	280	0- 0	238	283	295	295	10	10	
-----										
TOTALS	RPI 1-25	RPI 26-50	W-L RECORDS	RPI 51-100	RPI 101-999	RPI 201+				
7- 20	0- 0	0- 2	OVERALL	0- 6	7- 12	5- 8				
5- 7	0- 0	0- 0	HOME	0- 3	5- 4	3- 2				
1- 11	0- 0	0- 0	AWAY	0- 0	1- 0	1- 0				
1- 2	0- 0	0- 0	NEUTRAL	0- 2	1- 0	1- 0				
3- 9	0- 0	0- 1	NON-CONFERENCE	0- 2	3- 6	3- 4				
2- 2	0- 0	0- 0	HOME	0- 0	2- 2	2- 1				
0- 5	0- 0	0- 1	AWAY	0- 0	0- 4	0- 3				
1- 2	0- 0	0- 0	NEUTRAL	0- 2	1- 0	1- 0				
4- 11	0- 0	0- 1	CONFERENCE	0- 4	4- 6	2- 4				
3- 5	0- 0	0- 0	HOME	0- 3	3- 2	1- 1				
1- 6	0- 0	0- 1	AWAY	0- 1	1- 4	1- 3				
0- 0	0- 0	0- 0	NEUTRAL	0- 0	0- 0	0- 0				

RPI	S	Opponent	Score	RPI	S	Opponent	Score	RPI	S	Opponent	Score	RPI	S	Opponent	Score
31	A	Dayton	64 74	59	N	Mercer	54 70	102	H	George Mason	42 65				
47	A	Minnesota	63 108	60	H	Fordham	54 64	121	H	Georgetown	59 71				
				70	A	Duquesne	71 80	131	H	Saint Louis	88 84				
				70	H	Duquesne	51 70	153	A	Radford	62 79				
				74	N	Penn	52 82	164	A	Saint Joseph's	41 79				
				88	H	George Washington	39 61	164	H	Saint Joseph's	56 54				
								211	H	Norfolk St.	52 66				
								212	A	Richmond	54 59				
								212	H	Richmond	68 77				
								223	A	UNCG	61 74				
								242	A	La Salle	57 62				
								250	H	St. Bonaventure	77 75				
								261	A	UNCW	67 83				
								270	A	Massachusetts	75 79				
								281	H	Old Dominion	68 39				
								303	N	Long Beach St.	69 59				
								310	A	Georgia St.	56 61				
								311	H	Coppin St.	62 47				
								328	A	Rhode Island	61 49				
LAST 12 Division I GAMES:															
131	H	Saint Louis	88 84	164	H	Saint Joseph's	56 54								
212	A	Richmond	54 59	212	H	Richmond	68 77								
102	H	George Mason	42 65	242	A	La Salle	57 62								
250	H	St. Bonaventure	77 75	270	A	Massachusetts	75 79								
70	A	Duquesne	71 80	60	H	Fordham	54 64								
31	A	Dayton	64 74	328	A	Rhode Island	61 49								

Non-Div I Games:

VCU



Average RPI Win:	315	WON-LOST	WINNING	LAST 10	STRENGTH OF	OPP. STRENGTH	TEAM	ADJ.	CONF.	ADJ CONF.
Average RPI Loss:	160	RECORD	PCT. RANK	GAMES	SCHEDULE	OF SCHEDULE	RPI	RPI	RPI	RPI
DIV. I ONLY	9- 14	233	3- 7	339	252	292	292	24	24	
DIV. I NON-CONF.	5- 4	146	0- 0	340	266	235	235	22	22	
-----										
TOTALS	RPI 1-25	RPI 26-50	W-L RECORDS	RPI 51-100	RPI 101-999	RPI 201+				
9- 14	0- 0	0- 1	OVERALL	0- 5	9- 8	9- 5				
6- 4	0- 0	0- 0	HOME	0- 1	6- 3	6- 2				
3- 10	0- 0	0- 0	AWAY	0- 0	3- 0	3- 0				
0- 0	0- 0	0- 0	NEUTRAL	0- 0	0- 0	0- 0				
5- 4	0- 0	0- 1	NON-CONFERENCE	0- 2	5- 1	5- 1				
3- 0	0- 0	0- 0	HOME	0- 0	3- 0	3- 0				
2- 4	0- 0	0- 1	AWAY	0- 2	2- 1	2- 1				
0- 0	0- 0	0- 0	NEUTRAL	0- 0	0- 0	0- 0				
4- 10	0- 0	0- 0	CONFERENCE	0- 3	4- 7	4- 4				
3- 4	0- 0	0- 0	HOME	0- 1	3- 3	3- 2				
1- 6	0- 0	0- 0	AWAY	0- 2	1- 4	1- 2				
0- 0	0- 0	0- 0	NEUTRAL	0- 0	0- 0	0- 0				

RPI	S	Opponent	Score	RPI	S	Opponent	Score	RPI	S	Opponent	Score	RPI	S	Opponent	Score	Team's RPI: 292
43	A	Purdue	49 95	80	A	Drake	50 86	147	A	UNI	56 77	163	A	Southern Ill.	63 74	
				85	A	Miami (OH)	68 77	163	H	Southern Ill.	86 88	210	A	Bowling Green	77 90	
				89	A	Liberty	40 61	252	A	Illinois St.	55 63	252	H	Illinois St.	56 50	
				97	A	Missouri St.	60 83	255	H	Grand Canyon	80 75	264	H	Indiana St.	54 67	
				97	H	Missouri St.	60 66	273	A	Bradley	58 69	273	H	Bradley	69 88	
								304	A	Loyola Chicago	63 53	304	H	Loyola Chicago	76 60	
								329	H	Fort Wayne	68 50	345	H	Chicago St.	71 60	
								346	A	Longwood	81 68	347	A	Eastern Ill.	76 67	
								349	H	Evansville	101 59					
LAST 12 Division I GAMES:																
97	H	Missouri St.	60 66	349	H	Evansville	101 59	163	A	Southern Ill.	63 74	97	A	Missouri St.	60 83	
273	A	Bradley	58 69	304	H	Loyola Chicago	76 60	273	H	Bradley	69 88	252	H	Illinois St.	56 50	
264	H	Indiana St.	54 67	252	H	Illinois St.	56 50									

Non-Div I Games: Ind.-Northwest 99 59 Ind.-Kokomo 81 47

Valparaiso

Loss, Non-Conf, S Site, H Home A Away N Neutral



Average RPI Win:	141	WON-LOST	WINNING	LAST 10	STRENGTH OF	OPP. STRENGTH	TEAM	ADJ.	CONF.	ADJ CONF.
Average RPI Loss:	58	RECORD	PCT. RANK	GAMES	SCHEDULE	OF SCHEDULE	RPI	RPI	RPI	RPI
DIV. I ONLY	6- 23	314	1- 9	4	10	133	133	2	2	
DIV. I NON-CONF.	4- 10	267	0- 0	25	20	152	152	2	2	
-----										
TOTALS	RPI 1-25	RPI 26-50	W-L RECORDS	RPI 51-100	RPI 101-999	RPI 201+				
6- 23	0- 11	0- 4	OVERALL	2- 2	4- 6	1- 0				
3- 11	0- 7	0- 1	HOME	1- 1	2- 2	1- 0				
3- 10	0- 4	0- 2	AWAY	1- 1	2- 3	0- 0				
0- 2	0- 0	0- 1	NEUTRAL	0- 0	0- 1	0- 0				
4- 10	0- 2	0- 3	NON-CONFERENCE	1- 1	3- 4	1- 0				
2- 5	0- 1	0- 1	HOME	0- 1	2- 2	1- 0				
2- 3	0- 1	0- 1	AWAY	1- 0	1- 1	0- 0				
0- 2	0- 0	0- 1	NEUTRAL	0- 0	0- 1	0- 0				
2- 13	0- 9	0- 1	CONFERENCE	1- 1	1- 2	0- 0				
1- 6	0- 6	0- 0	HOME	1- 0	0- 0	0- 0				
1- 7	0- 3	0- 1	AWAY	0- 1	1- 2	0- 0				
0- 0	0- 0	0- 0	NEUTRAL	0- 0	0- 0	0- 0				

RPI 1-25				RPI 26-50				RPI 51-100				RPI 101+ Team's RPI: 133			
RPI	S	Opponent	Score	RPI	S	Opponent	Score	RPI	S	Opponent	Score	RPI	S	Opponent	Score
3	H	Mississippi St.	50 95	26	A	Central Mich.	75 92	66	H	Belmont	74 111	101	A	Auburn	60 63
4	A	Louisville	57 79	27	A	LSU	65 85	87	A	Alabama	75 77	113	H	Middle Tenn.	54 65
10	A	Tennessee	73 86	29	N	Syracuse	78 84	88	A	George Washington	69 59	117	A	Tulane	59 71
10	H	Tennessee	64 74	40	H	Ball St.	79 88	92	H	Kentucky	70 55	118	H	Iowa St.	77 74
14	H	South Carolina	82 95									131	A	Saint Louis	74 69
17	A	Missouri	68 83									156	A	Ole Miss	75 72
17	H	Missouri	70 81									162	A	Florida	71 88
20	H	Texas A&M	67 91									190	N	Wisconsin	71 73
21	H	NC State	72 83									201	H	Memphis	60 71
25	A	Georgia	55 67									260	H	Lipscomb	92 82
25	H	Georgia	52 81												
LAST 12 Division I GAMES:															
				17	A	Missouri	68 83	156	A	Ole Miss	75 72				
				162	A	Florida	71 88	20	H	Texas A&M	67 91				
				3	H	Mississippi St.	50 95	87	A	Alabama	75 77				
				101	A	Auburn	60 63	14	H	South Carolina	82 95				
				25	A	Georgia	55 67	92	H	Kentucky	70 55				
				10	H	Tennessee	64 74	17	H	Missouri	70 81				



Average RPI Win:	235	WON-LOST	WINNING	LAST 10	STRENGTH OF	OPP. STRENGTH	TEAM	ADJ.	CONF.	ADJ CONF.
Average RPI Loss:	169	RECORD	PCT. RANK	GAMES	SCHEDULE	OF SCHEDULE	RPI	RPI	RPI	RPI
DIV. I ONLY	7- 20	294	3- 7	199	219	289	289	20	20	
DIV. I NON-CONF.	2- 10	300	0- 0	250	162	332	332	24	24	
-----										
TOTALS	RPI 1-25	RPI 26-50	W-L RECORDS	RPI 51-100	RPI 101-999	RPI 201+				
7- 20	0- 0	0- 1	OVERALL	1- 6	6- 13	4- 7				
5- 9	0- 0	0- 0	HOME	1- 3	4- 6	3- 3				
2- 11	0- 0	0- 0	AWAY	0- 0	2- 0	1- 0				
0- 0	0- 0	0- 0	NEUTRAL	0- 0	0- 0	0- 0				
2- 10	0- 0	0- 1	NON-CONFERENCE	0- 3	2- 6	2- 5				
2- 5	0- 0	0- 0	HOME	0- 2	2- 3	2- 2				
0- 5	0- 0	0- 1	AWAY	0- 1	0- 3	0- 3				
0- 0	0- 0	0- 0	NEUTRAL	0- 0	0- 0	0- 0				
5- 10	0- 0	0- 0	CONFERENCE	1- 3	4- 7	2- 2				
3- 4	0- 0	0- 0	HOME	1- 1	2- 3	1- 1				
2- 6	0- 0	0- 0	AWAY	0- 2	2- 4	1- 1				
0- 0	0- 0	0- 0	NEUTRAL	0- 0	0- 0	0- 0				

RPI	S	Opponent	Score	RPI	S	Opponent	Score	RPI	S	Opponent	Score	RPI	S	Opponent	Score
50	A	Miami (FL)	49 73	58	H	American	62 64	139	H	Northeastern	66 71	150	A	Binghamton	38 52
				72	H	James Madison	56 68	150	H	Binghamton	48 62	155	A	Hartford	52 91
				79	A	Albany (NY)	55 67	155	H	Hartford	53 47	184	A	New Hampshire	58 53
				79	H	Albany (NY)	62 57	155	H	Hartford	53 47	184	H	New Hampshire	49 52
				81	A	Maine	55 64	184	A	New Hampshire	58 53	186	A	Stony Brook	57 80
				81	H	Maine	47 79	184	H	New Hampshire	49 52	204	H	Boston U.	41 57
				90	A	Dartmouth	56 66	186	A	Stony Brook	57 80	213	H	Columbia	66 73
								213	H	Columbia	66 73	237	A	Holy Cross	53 64
								263	H	Howard	88 65	275	A	Rider	49 64
								296	H	Central Conn. St.	62 48	307	A	FIU	70 80
								321	A	UMBC	72 58	321	H	UMBC	51 52
								344	A	UMass Lowell	60 65	344	H	UMass Lowell	63 55
LAST 12 Division I GAMES:															
81	H	Maine	47 79	321	H	UMBC	51 52	150	H	Binghamton	48 62	79	A	Albany (NY)	55 67
155	A	Hartford	52 91	150	H	Binghamton	48 62	155	H	Hartford	53 47	184	H	New Hampshire	49 52
150	A	Binghamton	38 52	79	A	Albany (NY)	55 67	184	H	New Hampshire	49 52	81	A	Maine	55 64
344	A	UMass Lowell	60 65	155	H	Hartford	53 47	81	A	Maine	55 64				
79	H	Albany (NY)	62 57												
184	A	New Hampshire	58 53												

Non-Div I Games: Norwich 75 31

Vermont



Average RPI Win:	133	WON-LOST	WINNING	LAST 10	STRENGTH OF	OPP. STRENGTH	TEAM	ADJ.	CONF.	ADJ CONF.
Average RPI Loss:	52	RECORD	PCT. RANK	GAMES	SCHEDULE	OF SCHEDULE	RPI	RPI	RPI	RPI
DIV. I ONLY	20- 7	51	6- 4	34	67	23	23	6	6	
DIV. I NON-CONF.	10- 1	15	0- 1	20	139	9	9	6	6	
-----										
TOTALS	RPI 1-25	RPI 26-50	W-L RECORDS	RPI 51-100	RPI 101-999	RPI 201+				
20- 7	1- 0	2- 4	OVERALL	3- 2	14- 1	5- 0				
7- 3	1- 0	1- 1	HOME	1- 1	4- 1	1- 0				
10- 4	0- 0	1- 3	AWAY	0- 1	9- 0	4- 0				
3- 0	0- 0	0- 0	NEUTRAL	2- 0	1- 0	0- 0				
10- 1	1- 0	1- 0	NON-CONFERENCE	2- 1	6- 0	2- 0				
2- 1	1- 0	0- 0	HOME	0- 1	1- 0	0- 0				
5- 0	0- 0	1- 0	AWAY	0- 0	4- 0	2- 0				
3- 0	0- 0	0- 0	NEUTRAL	2- 0	1- 0	0- 0				
10- 6	0- 0	1- 4	CONFERENCE	1- 1	8- 1	3- 0				
5- 2	0- 0	1- 1	HOME	1- 0	3- 1	1- 0				
5- 4	0- 0	0- 3	AWAY	0- 1	5- 0	2- 0				
0- 0	0- 0	0- 0	NEUTRAL	0- 0	0- 0	0- 0				

RPI	S	Opponent	Score	RPI	S	Opponent	Score	RPI	S	Opponent	Score	RPI	S	Opponent	Score
12	H	Duke	64 55	28	A	DePaul	66 71	54	A	St. John's (NY)	64 70	104	A	Seton Hall	67 59
				28	H	DePaul	84 58	54	H	St. John's (NY)	69 52	104	H	Seton Hall	59 53
				30	A	Marquette	69 90	58	N	American	65 60	105	A	Butler	69 67
				30	H	Marquette	57 67	72	N	James Madison	60 57	105	H	Butler	53 76
				36	A	Princeton	62 59	74	H	Penn	77 79	121	A	Georgetown	60 58
				42	A	Creighton	54 69					121	H	Georgetown	68 67
												155	A	Hartford	71 53
												164	H	Saint Joseph's	79 44
												192	A	Temple	69 65
												198	N	Lehigh	62 42
												208	A	Providence	63 55
												220	A	Xavier	89 50
												220	H	Xavier	75 57
												242	A	La Salle	76 49
												253	A	Fairfield	73 44
LAST 12 Division I GAMES:															
				28	A	DePaul	66 71	220	A	Xavier	89 50				
				30	A	Marquette	69 90	30	H	Marquette	57 67				
				104	H	Seton Hall	59 53	28	H	DePaul	84 58				
				54	H	St. John's (NY)	69 52	74	H	Penn	77 79				
				121	H	Georgetown	68 67	54	A	St. John's (NY)	64 70				
				105	A	Butler	69 67	104	A	Seton Hall	67 59				

Non-Div I Games:

Villanova



Average RPI Win:	131	WON-LOST	WINNING	LAST 10	STRENGTH OF	OPP. STRENGTH	TEAM	ADJ.	CONF.	ADJ CONF.
Average RPI Loss:	22	RECORD	PCT. RANK	GAMES	SCHEDULE	OF SCHEDULE	RPI	RPI	RPI	RPI
DIV. I ONLY	16- 12	132	4- 6	3	6	34	34	1	1	
DIV. I NON-CONF.	7- 6	165	0- 0	12	28	72	72	1	1	
-----										
TOTALS	RPI 1-25	RPI 26-50	W-L RECORDS	RPI 51-100	RPI 101-999	RPI 201+				
16- 12	1- 8	1- 3	OVERALL	6- 1	8- 0	4- 0				
10- 6	0- 4	1- 1	HOME	2- 1	7- 0	4- 0				
4- 6	1- 4	0- 2	AWAY	2- 0	1- 0	0- 0				
2- 0	0- 0	0- 0	NEUTRAL	2- 0	0- 0	0- 0				
7- 6	0- 3	0- 2	NON-CONFERENCE	3- 1	4- 0	4- 0				
5- 3	0- 2	0- 0	HOME	1- 1	4- 0	4- 0				
0- 3	0- 1	0- 2	AWAY	0- 0	0- 0	0- 0				
2- 0	0- 0	0- 0	NEUTRAL	2- 0	0- 0	0- 0				
9- 6	1- 5	1- 1	CONFERENCE	3- 0	4- 0	0- 0				
5- 3	0- 2	1- 1	HOME	1- 0	3- 0	0- 0				
4- 3	1- 3	0- 0	AWAY	2- 0	1- 0	0- 0				
0- 0	0- 0	0- 0	NEUTRAL	0- 0	0- 0	0- 0				

RPI 1-25				RPI 26-50				Team's RPI: 34				RPI 51-100				RPI 101+			
RPI	S	Opponent	Score	RPI	S	Opponent	Score	RPI	S	Opponent	Score	RPI	S	Opponent	Score	RPI	S	Opponent	Score
1	H	Notre Dame	69 83	29	H	Syracuse	68 63	51	N	Indiana	82 72	116	H	North Carolina	82 70				
3	A	Mississippi St.	53 68	31	A	Dayton	46 61	61	A	Georgia Tech	62 56	154	H	Clemson	70 41				
4	A	Louisville	39 51	33	A	Rutgers	43 52	70	H	Duquesne	63 74	174	H	Pittsburgh	62 50				
4	H	Louisville	41 77	50	H	Miami (FL)	62 77	73	H	Harvard	50 48	191	A	Boston College	68 57				
7	A	Florida St.	62 77					75	A	Virginia Tech	64 62	207	H	Hampton	66 62				
12	A	Duke	48 55					75	H	Virginia Tech	61 52	223	H	UNCG	68 50				
21	A	NC State	73 63					86	N	Ohio	77 59	257	H	Manhattan	69 47				
22	H	Maryland	59 60									296	H	Central Conn. St.	103 59				
25	H	Georgia	61 64																
LAST 12 Division I GAMES:																			
4	A	Louisville	39 51	61	A	Georgia Tech	62 56												
50	H	Miami (FL)	62 77	116	H	North Carolina	82 70												
1	H	Notre Dame	69 83	75	H	Virginia Tech	61 52												
75	A	Virginia Tech	64 62	12	A	Duke	48 55												
7	A	Florida St.	62 77	191	A	Boston College	68 57												
4	H	Louisville	41 77	154	H	Clemson	70 41												

Non-Div I Games:

Virginia



Average RPI Win:	166	WON-LOST	WINNING	LAST 10	STRENGTH OF	OPP. STRENGTH	TEAM	ADJ.	CONF.	ADJ CONF.
Average RPI Loss:	39	RECORD	PCT. RANK	GAMES	SCHEDULE	OF SCHEDULE	RPI	RPI	RPI	RPI
DIV. I ONLY	17- 11	115	4- 6	58	35	75	75	1	1	
DIV. I NON-CONF.	11- 2	22	0- 0	175	165	54	54	1	1	
-----										
TOTALS	RPI 1-25	RPI 26-50	W-L RECORDS	RPI 51-100	RPI 101-999	RPI 201+				
17- 11	0- 5	1- 3	OVERALL	3- 2	13- 1	5- 0				
11- 4	0- 2	0- 2	HOME	2- 0	9- 0	3- 0				
5- 5	0- 3	1- 1	AWAY	0- 1	4- 0	2- 0				
1- 2	0- 0	0- 0	NEUTRAL	1- 1	0- 1	0- 0				
11- 2	0- 0	0- 0	NON-CONFERENCE	2- 1	9- 1	5- 0				
7- 0	0- 0	0- 0	HOME	1- 0	6- 0	3- 0				
3- 0	0- 0	0- 0	AWAY	0- 0	3- 0	2- 0				
1- 2	0- 0	0- 0	NEUTRAL	1- 1	0- 1	0- 0				
6- 9	0- 5	1- 3	CONFERENCE	1- 1	4- 0	0- 0				
4- 4	0- 2	0- 2	HOME	1- 0	3- 0	0- 0				
2- 5	0- 3	1- 1	AWAY	0- 1	1- 0	0- 0				
0- 0	0- 0	0- 0	NEUTRAL	0- 0	0- 0	0- 0				

RPI 1-25				RPI 26-50				RPI 51-100				RPI 101+			
RPI	S	Opponent	Score	RPI	S	Opponent	Score	RPI	S	Opponent	Score	RPI	S	Opponent	Score
1	A	Notre Dame	59 89	29	A	Syracuse	73 64	52	H	UCF	86 69	101	H	Auburn	72 63
4	A	Louisville	56 67	34	A	Virginia	52 61	53	N	Drexel	79 67	105	N	Butler	77 79
7	A	Florida St.	62 107	34	H	Virginia	62 64	61	H	Georgia Tech	68 62	112	A	Chattanooga	64 44
12	H	Duke	75 86	50	H	Miami (FL)	78 82	64	N	West Virginia	61 79	116	A	North Carolina	90 74
21	H	NC State	51 68					95	A	Wake Forest	56 73	153	H	Radford	68 42
												154	H	Clemson	53 45
												174	H	Pittsburgh	89 66
												191	H	Boston College	89 58
												193	H	High Point	86 63
												222	A	Illinois	96 49
												274	H	UMES	90 52
												291	H	USC Upstate	87 56
												305	A	Monmouth	84 34
												334	H	Wagner	99 32
-----															
LAST 12 Division I GAMES:															
1	A	Notre Dame	59 89	50	H	Miami (FL)	78 82	61	H	Georgia Tech	68 62				
154	H	Clemson	53 45	34	A	Virginia	52 61	12	H	Duke	75 86				
95	A	Wake Forest	56 73	116	A	North Carolina	90 74	7	A	Florida St.	62 107				
34	H	Virginia	62 64	29	A	Syracuse	73 64	174	H	Pittsburgh	89 66				

Non-Div I Games:

Virginia Tech



Average RPI Win:	296	WON-LOST	WINNING	LAST 10	STRENGTH OF	OPP. STRENGTH	TEAM	ADJ.	CONF.	ADJ CONF.
Average RPI Loss:	208	RECORD	PCT. RANK	GAMES	SCHEDULE	OF SCHEDULE	RPI	RPI	RPI	RPI
DIV. I ONLY	4- 21	323	2- 8	268	328	334	334	29	29	
DIV. I NON-CONF.	1- 9	318	0- 0	124	243	300	300	29	29	
-----										
TOTALS	RPI 1-25	RPI 26-50	W-L RECORDS	RPI 51-100	RPI 101-999	RPI 201+				
4- 21	0- 0	0- 1	OVERALL	0- 3	4- 17	4- 12				
3- 8	0- 0	0- 1	HOME	0- 0	3- 7	3- 4				
1- 13	0- 0	0- 0	AWAY	0- 3	1- 10	1- 8				
0- 0	0- 0	0- 0	NEUTRAL	0- 0	0- 0	0- 0				
1- 9	0- 0	0- 1	NON-CONFERENCE	0- 3	1- 5	1- 2				
1- 2	0- 0	0- 1	HOME	0- 0	1- 1	1- 0				
0- 7	0- 0	0- 0	AWAY	0- 3	0- 4	0- 2				
0- 0	0- 0	0- 0	NEUTRAL	0- 0	0- 0	0- 0				
3- 12	0- 0	0- 0	CONFERENCE	0- 0	3- 12	3- 10				
2- 6	0- 0	0- 0	HOME	0- 0	2- 6	2- 4				
1- 6	0- 0	0- 0	AWAY	0- 0	1- 6	1- 6				
0- 0	0- 0	0- 0	NEUTRAL	0- 0	0- 0	0- 0				

RPI 1-25				RPI 26-50				RPI 51-100				RPI 101+				Team's RPI: 334	
RPI	S	Opponent	Score	RPI	S	Opponent	Score	RPI	S	Opponent	Score	RPI	S	Opponent	Score		
				36	H	Princeton	37 58					123	H	Saint Francis (PA)	76 79		
								72	A	James Madison	45 68	130	H	Robert Morris	52 58		
								75	A	Virginia Tech	32 99	184	H	New Hampshire	53 65		
								79	A	Albany (NY)	44 89	186	A	Stony Brook	50 69		
												192	A	Temple	36 70		
												221	A	Lafayette	52 70		
												266	A	St. Francis Brooklyn	76 80		
												266	H	St. Francis Brooklyn	50 47		
												268	A	Fairleigh Dickinson	61 62		
												268	H	Fairleigh Dickinson	64 74		
												269	A	Sacred Heart	49 61		
												269	H	Sacred Heart	55 72		
												271	A	Towson	42 64		
												285	A	LIU Brooklyn	69 74		
												285	H	LIU Brooklyn	52 44		
												286	A	Bryant	75 66		
												286	H	Bryant	60 70		
												287	A	Mt. St. Mary's	56 79		
												296	A	Central Conn. St.	56 59		
												296	H	Central Conn. St.	64 66		
												346	H	Longwood	60 43		
LAST 12 Division I GAMES:																	
				286	H	Bryant	60 70					287	A	Mt. St. Mary's	56 79		
				296	H	Central Conn. St.	64 66					123	H	Saint Francis (PA)	76 79		
				268	A	Fairleigh Dickinson	61 62					130	H	Robert Morris	52 58		
				269	A	Sacred Heart	49 61					266	A	St. Francis Brooklyn	76 80		
				285	H	LIU Brooklyn	52 44					285	A	LIU Brooklyn	69 74		
				266	H	St. Francis Brooklyn	50 47					269	H	Sacred Heart	55 72		

Non-Div I Games: Staten Island 63 58

Wagner



Average RPI	Win:	177	WON-LOST	WINNING	LAST 10	STRENGTH OF	OPP. STRENGTH	TEAM	ADJ.	CONF.	ADJ CONF.
Average RPI	Loss:	53	RECORD	PCT. RANK	GAMES	SCHEDULE	OF SCHEDULE	RPI	RPI	RPI	RPI
DIV. I ONLY		13- 15	197	3- 7	41	36	95	95	1	1	
DIV. I NON-CONF.		8- 5	111	0- 0	209	112	134	134	1	1	
-----											
TOTALS	RPI 1-25		RPI 26-50		W-L RECORDS		RPI 51-100		RPI 101-999		RPI 201+
13- 15	0- 7		2- 3		OVERALL		1- 2		10- 3		6- 1
6- 7	0- 4		1- 1		HOME		1- 0		4- 2		3- 0
7- 6	0- 3		1- 1		AWAY		0- 2		6- 0		3- 0
0- 2	0- 0		0- 1		NEUTRAL		0- 0		0- 1		0- 1
8- 5	0- 0		1- 2		NON-CONFERENCE		0- 1		7- 2		6- 1
5- 1	0- 0		1- 0		HOME		0- 0		4- 1		3- 0
3- 2	0- 0		0- 1		AWAY		0- 1		3- 0		3- 0
0- 2	0- 0		0- 1		NEUTRAL		0- 0		0- 1		0- 1
5- 10	0- 7		1- 1		CONFERENCE		1- 1		3- 1		0- 0
1- 6	0- 4		0- 1		HOME		1- 0		0- 1		0- 0
4- 4	0- 3		1- 0		AWAY		0- 1		3- 0		0- 0
0- 0	0- 0		0- 0		NEUTRAL		0- 0		0- 0		0- 0

RPI 1-25				RPI 26-50				RPI 51-100				Team's RPI: 95	RPI 101+			
RPI	S	Opponent	Score	RPI	S	Opponent	Score	RPI	S	Opponent	Score		RPI	S	Opponent	Score
1	H	Notre Dame	73 96	29	H	Syracuse	61 71	61	A	Georgia Tech	67 79		104	H	Seton Hall	57 67
4	A	Louisville	52 89	33	A	Rutgers	51 65	75	H	Virginia Tech	73 56		116	H	North Carolina	76 79
7	H	Florida St.	79 81	47	N	Minnesota	81 93	84	A	Penn St.	58 68		138	H	Charlotte	71 69
12	A	Duke	51 59	49	H	Elon	53 51						154	A	Clemson	61 55
12	H	Duke	67 80	50	A	Miami (FL)	61 50						174	A	Pittsburgh	58 49
21	A	NC State	61 74										191	A	Boston College	67 59
21	H	NC State	68 82										212	A	Richmond	85 81
													220	A	Xavier	62 57
													236	N	Hofstra	66 69
													241	H	Texas Southern	73 56
													254	A	Col. of Charleston	77 40
													272	H	Appalachian St.	78 49
													274	H	UMES	92 50
-----																
LAST 12 Division I GAMES:																
154	A	Clemson	61 55	4	A	Louisville	52 89									
21	A	NC State	61 74	21	H	NC State	68 82									
75	H	Virginia Tech	73 56	61	A	Georgia Tech	67 79									
29	H	Syracuse	61 71	7	H	Florida St.	79 81									
12	A	Duke	51 59	116	H	North Carolina	76 79									
191	A	Boston College	67 59	12	H	Duke	67 80									

Non-Div I Games:

Wake Forest



Average RPI Win:	175	WON-LOST	WINNING	LAST 10	STRENGTH OF	OPP. STRENGTH	TEAM	ADJ.	CONF.	ADJ CONF.
Average RPI Loss:	76	RECORD	PCT. RANK	GAMES	SCHEDULE	OF SCHEDULE	RPI	RPI	RPI	RPI
DIV. I ONLY	7- 20	294	1- 9	27	54	189	189	5	5	
DIV. I NON-CONF.	6- 5	153	0- 0	52	110	100	100	3	3	
-----										
TOTALS	RPI 1-25	RPI 26-50	W-L RECORDS	RPI 51-100	RPI 101-999	RPI 201+				
7- 20	0- 6	1- 5	OVERALL	1- 3	5- 6	3- 1				
5- 7	0- 2	0- 2	HOME	1- 1	4- 2	3- 0				
1- 11	0- 3	0- 3	AWAY	0- 2	1- 3	0- 1				
1- 2	0- 1	1- 0	NEUTRAL	0- 0	0- 1	0- 0				
6- 5	0- 2	1- 0	NON-CONFERENCE	0- 0	5- 3	3- 0				
4- 1	0- 0	0- 0	HOME	0- 0	4- 1	3- 0				
1- 2	0- 1	0- 0	AWAY	0- 0	1- 1	0- 0				
1- 2	0- 1	1- 0	NEUTRAL	0- 0	0- 1	0- 0				
1- 15	0- 4	0- 5	CONFERENCE	1- 3	0- 3	0- 1				
1- 6	0- 2	0- 2	HOME	1- 1	0- 1	0- 0				
0- 9	0- 2	0- 3	AWAY	0- 2	0- 2	0- 1				
0- 0	0- 0	0- 0	NEUTRAL	0- 0	0- 0	0- 0				

RPI 1-25				RPI 26-50				RPI 51-100				RPI 101+ Team's RPI: 189			
RPI	S	Opponent	Score	RPI	S	Opponent	Score	RPI	S	Opponent	Score	RPI	S	Opponent	Score
6	A	Ohio St.	76 85	37	A	Cal i forn i a	60 69	98	A	Washi ngton St.	75 78	116	N	North Carolina	78 90
8	A	Oregon	83 94	38	A	Oregon St.	63 75	98	H	Washi ngton St.	56 49	129	H	Idaho St.	59 79
8	H	Oregon	63 76	38	H	Oregon St.	57 95	99	A	Utah	46 81	135	A	Idaho	81 69
9	H	UCLA	69 86	42	N	Creighton	67 64	99	H	Utah	65 74	142	A	Col orado	56 76
11	N	Texas	68 92	46	A	Ari zona St.	41 61					142	H	Col orado	61 66
13	A	Stanford	45 71	48	H	Southern Cal i forn i a	61 72					145	A	Boise St.	62 85
LAST 12 Division I GAMES:															
				99	A	Utah	46 81	48	H	Southern Cal i forn i a	61 72				
				142	A	Col orado	56 76	9	H	UCLA	69 86				
				38	H	Oregon St.	57 95	98	H	Washi ngton St.	56 49				
				8	H	Oregon	63 76	98	A	Washi ngton St.	75 78				
				280	A	Ari zona	70 72	13	A	Stanford	45 71				
				46	A	Ari zona St.	41 61	37	A	Cal i forn i a	60 69				



Average RPI Win:	138	WON-LOST	WINNING	LAST 10	STRENGTH OF	OPP. STRENGTH	TEAM	ADJ.	CONF.	ADJ CONF.
Average RPI Loss:	60	RECORD	PCT. RANK	GAMES	SCHEDULE	OF SCHEDULE	RPI	RPI	RPI	RPI
DIV. I ONLY	10- 18	251	2- 8	8	55	98	98	5	5	
DIV. I NON-CONF.	7- 5	132	0- 0	7	79	28	28	3	3	
-----										
TOTALS	RPI 1-25	RPI 26-50	W-L RECORDS	RPI 51-100	RPI 101-999	RPI 201+				
10- 18	0- 5	1- 6	OVERALL	1- 5	8- 2	1- 0				
4- 7	0- 2	0- 3	HOME	0- 2	4- 0	0- 0				
4- 10	0- 2	0- 3	AWAY	1- 3	3- 2	1- 0				
2- 1	0- 1	1- 0	NEUTRAL	0- 0	1- 0	0- 0				
7- 5	0- 1	1- 1	NON-CONFERENCE	1- 3	5- 0	0- 0				
2- 2	0- 0	0- 1	HOME	0- 1	2- 0	0- 0				
3- 2	0- 0	0- 0	AWAY	1- 2	2- 0	0- 0				
2- 1	0- 1	1- 0	NEUTRAL	0- 0	1- 0	0- 0				
3- 13	0- 4	0- 5	CONFERENCE	0- 2	3- 2	1- 0				
2- 5	0- 2	0- 2	HOME	0- 1	2- 0	0- 0				
1- 8	0- 2	0- 3	AWAY	0- 1	1- 2	1- 0				
0- 0	0- 0	0- 0	NEUTRAL	0- 0	0- 0	0- 0				

RPI 1-25				RPI 26-50				RPI 51-100				Team's RPI : 98				RPI 101+			
RPI	S	Opponent	Score	RPI	S	Opponent	Score	RPI	S	Opponent	Score	RPI	S	Opponent	Score	RPI	S	Opponent	Score
8	A	Oregon	56 89	33	N	Rutgers	63 60	62	A	Nebraska	73 61	120	N	ETSU	80 76				
8	H	Oregon	79 90	37	A	Cal i forn i a	60 66	66	A	UC Davi s	76 91	129	H	Idaho St.	72 55				
9	H	UCLA	71 79	38	A	Oregon St.	53 71	76	A	Saint Mary' s (CA)	75 81	131	H	Saint Loui s	85 63				
13	A	Stanford	57 70	38	H	Oregon St.	61 63	92	H	Kentucky	68 73	142	A	Col orado	69 72				
19	N	South Fla.	45 82	44	H	Gonzaga	56 64	99	A	Utah	50 54	142	H	Col orado	89 75				
				46	A	Ari zona St.	51 77	99	H	Utah	79 81	144	A	San Franci sco	74 70				
				48	H	Southern Cal i forn i a	72 73					145	A	Boi se St.	61 53				
																189	A	Washi ngton	49 56
																189	H	Washi ngton	78 75
																280	A	Ari zona	78 60



Average RPI Win:	245	WON-LOST	WINNING	LAST 10	STRENGTH OF	OPP. STRENGTH	TEAM	ADJ.	CONF.	ADJ CONF.
Average RPI Loss:	130	RECORD	PCT. RANK	GAMES	SCHEDULE	OF SCHEDULE	RPI	RPI	RPI	RPI
DIV. I ONLY	15- 9	106	5- 5	320	135	173	173	19	19	
DIV. I NON-CONF.	6- 3	87	0- 0	317	145	178	178	13	13	
-----										
TOTALS	RPI 1-25	RPI 26-50	W-L RECORDS	RPI 51-100	RPI 101-999	RPI 201+				
15- 9	0- 1	1- 1	OVERALL	0- 1	14- 6	11- 1				
10- 2	0- 0	1- 0	HOME	0- 1	9- 1	7- 0				
5- 7	0- 1	0- 1	AWAY	0- 0	5- 5	4- 1				
0- 0	0- 0	0- 0	NEUTRAL	0- 0	0- 0	0- 0				
6- 3	0- 1	0- 0	NON-CONFERENCE	0- 1	6- 1	6- 0				
4- 1	0- 0	0- 0	HOME	0- 1	4- 0	4- 0				
2- 2	0- 1	0- 0	AWAY	0- 0	2- 1	2- 0				
0- 0	0- 0	0- 0	NEUTRAL	0- 0	0- 0	0- 0				
9- 6	0- 0	1- 1	CONFERENCE	0- 0	8- 5	5- 1				
6- 1	0- 0	1- 0	HOME	0- 0	5- 1	3- 0				
3- 5	0- 0	0- 1	AWAY	0- 0	3- 4	2- 1				
0- 0	0- 0	0- 0	NEUTRAL	0- 0	0- 0	0- 0				

RPI 1-25				RPI 26-50				RPI 51-100				RPI 101+				Team's RPI: 173
RPI	S	Opponent	Score	RPI	S	Opponent	Score	RPI	S	Opponent	Score	RPI	S	Opponent	Score	
8	A	Oregon	87 114	35	A	Northern Colo.	69 71	99	H	Utah	58 85	129	A	Idaho St.	76 70	
				35	H	Northern Colo.	82 73					129	H	Idaho St.	84 73	
												132	A	Portland St.	64 77	
												132	H	Portland St.	60 62	
												134	A	Fresno St.	78 81	
												158	A	Eastern Wash.	68 77	
												172	A	North Dakota	67 80	
												172	H	North Dakota	80 69	
												216	A	CSUN	64 61	
												234	H	Pepperdi ne	71 61	
												288	A	Sacramento St.	78 56	
												288	H	Sacramento St.	86 73	
												298	H	Air Force	62 52	
												301	A	Northern Ari z.	75 76	
												301	H	Northern Ari z.	77 63	
												302	H	Incarnate Word	79 55	
												317	A	Portland	91 70	
												320	A	Southern Utah	77 64	
												320	H	Southern Utah	65 50	
												326	H	Utah Valley	75 57	
-----																
LAST 12 Division I GAMES:																
158	A	Eastern Wash.	68 77	320	H	Southern Utah	65 50									
288	H	Sacramento St.	86 73	129	H	Idaho St.	84 73									
132	H	Portland St.	60 62	132	A	Portland St.	64 77									
35	A	Northern Colo.	69 71	288	A	Sacramento St.	78 56									
172	A	North Dakota	67 80	172	H	North Dakota	80 69									
301	H	Northern Ari z.	77 63	35	H	Northern Colo.	82 73									

Non-Div I Games: Westminster (UT) 64 58 Antelope Valley 80 70

Weber St.



Average RPI Win:	165	WON-LOST	WINNING	LAST 10	STRENGTH OF	OPP. STRENGTH	TEAM	ADJ.	CONF.	ADJ CONF.
Average RPI Loss:	38	RECORD	PCT. RANK	GAMES	SCHEDULE	OF SCHEDULE	RPI	RPI	RPI	RPI
DIV. I ONLY	20- 8	62	5- 5	90	50	64	64	4	4	
DIV. I NON-CONF.	12- 0	1	0- 0	174	176	20	20	5	5	
-----										
TOTALS	RPI 1-25	RPI 26-50	W-L RECORDS	RPI 51-100	RPI 101-999	RPI 201+				
20- 8	1- 5	0- 0	OVERALL	4- 3	15- 0	7- 0				
10- 5	0- 3	0- 0	HOME	0- 2	10- 0	6- 0				
6- 3	1- 2	0- 0	AWAY	2- 1	3- 0	1- 0				
4- 0	0- 0	0- 0	NEUTRAL	2- 0	2- 0	0- 0				
12- 0	1- 0	0- 0	NON-CONFERENCE	2- 0	9- 0	5- 0				
7- 0	0- 0	0- 0	HOME	0- 0	7- 0	5- 0				
1- 0	1- 0	0- 0	AWAY	0- 0	0- 0	0- 0				
4- 0	0- 0	0- 0	NEUTRAL	2- 0	2- 0	0- 0				
8- 8	0- 5	0- 0	CONFERENCE	2- 3	6- 0	2- 0				
3- 5	0- 3	0- 0	HOME	0- 2	3- 0	1- 0				
5- 3	0- 2	0- 0	AWAY	2- 1	3- 0	1- 0				
0- 0	0- 0	0- 0	NEUTRAL	0- 0	0- 0	0- 0				

RPI 1-25				RPI 26-50				RPI 51-100 Team's RPI: 64				RPI 101+			
RPI	S	Opponent	Score	RPI	S	Opponent	Score	RPI	S	Opponent	Score	RPI	S	Opponent	Score
5	H	Bayl or	72 83					53	N	Drexel	75 42	105	N	Butler	75 68
11	A	Texas	58 79					68	A	Okl ahoma St.	73 79	118	A	Iowa St.	69 59
11	H	Texas	55 73					71	A	TCU	87 82	118	H	Iowa St.	57 49
20	A	Texas A&M	70 56					71	H	TCU	74 76	140	A	Kansas	74 54
24	A	Okl ahoma	57 76					75	N	Vi rgi ni a Tech	79 61	140	H	Kansas	76 46
24	H	Okl ahoma	77 79					91	A	Kansas St.	75 66	153	N	Radford	75 55
								91	H	Kansas St.	52 60	174	H	Pi ttsburgh	73 52
												182	H	Morehead St.	66 56
												230	A	Texas Tech	74 60
												230	H	Texas Tech	82 52
												251	H	North Florida	87 59
												259	H	Morgan St.	84 41
												288	H	Sacramento St.	101 47
												296	H	Central Conn. St.	102 52
												311	H	Coppi n St.	101 43
-----															
LAST 12 Di vi si on I GAMES:															
91	A	Kansas St.	75 66	5	H	Bayl or	72 83	230	H	Texas Tech	82 52				
24	H	Okl ahoma	77 79	118	A	Iowa St.	69 59	68	A	Okl ahoma St.	73 79				
140	H	Kansas	76 46	71	H	TCU	74 76	71	H	TCU	74 76				
230	A	Texas Tech	74 60	140	A	Kansas	74 54								
11	H	Texas	55 73												
24	A	Okl ahoma	57 76												

Non-Di v I Games:

West Virginia



Average RPI Win:	223	WON-LOST	WINNING	LAST 10	STRENGTH OF	OPP. STRENGTH	TEAM	ADJ.	CONF.	ADJ CONF.
Average RPI Loss:	176	RECORD	PCT. RANK	GAMES	SCHEDULE	OF SCHEDULE	RPI	RPI	RPI	RPI
DIV. I ONLY	3- 23	334	1- 8	127	273	309	309	17	17	
DIV. I NON-CONF.	2- 11	305	0- 0	151	345	311	311	17	17	
-----										
TOTALS	RPI 1-25	RPI 26-50	W-L RECORDS	RPI 51-100	RPI 101-999	RPI 201+				
3- 23	0- 2	0- 0	OVERALL	0- 2	3- 19	2- 8				
2- 10	0- 0	0- 0	HOME	0- 1	2- 9	1- 4				
1- 13	0- 2	0- 0	AWAY	0- 1	1- 10	1- 4				
0- 0	0- 0	0- 0	NEUTRAL	0- 0	0- 0	0- 0				
2- 11	0- 2	0- 0	NON-CONFERENCE	0- 0	2- 9	1- 6				
2- 3	0- 0	0- 0	HOME	0- 0	2- 3	1- 2				
0- 8	0- 2	0- 0	AWAY	0- 0	0- 6	0- 4				
0- 0	0- 0	0- 0	NEUTRAL	0- 0	0- 0	0- 0				
1- 12	0- 0	0- 0	CONFERENCE	0- 2	1- 10	1- 2				
0- 7	0- 0	0- 0	HOME	0- 1	0- 6	0- 2				
1- 5	0- 0	0- 0	AWAY	0- 1	1- 4	1- 0				
0- 0	0- 0	0- 0	NEUTRAL	0- 0	0- 0	0- 0				

RPI 1-25				RPI 26-50				RPI 51-100				RPI 101+				Team's RPI: 309
RPI	S	Opponent	Score	RPI	S	Opponent	Score	RPI	S	Opponent	Score	RPI	S	Opponent	Score	
14	A	South Carolina	43 101					59	A	Mercer	50 72	112	A	Chattanooga	32 47	
25	A	Georgia	50 76					59	H	Mercer	46 53	112	H	Chattanooga	41 58	
												120	A	ETSU	50 66	
												120	H	ETSU	46 76	
												153	H	Radford	39 27	
												157	A	Samford	54 62	
												157	H	Samford	32 50	
												171	H	Davids on	57 70	
												175	A	Furman	46 66	
												175	H	Furman	59 68	
												193	A	High Point	69 75	
												194	A	UT Martin	54 62	
												206	A	N. C. A&T	59 68	
												217	H	UNC Asheville	62 52	
												223	H	UNCG	67 88	
												229	A	Gardner-Webb	67 70	
												262	A	Campbell	51 58	
												300	A	Wofford	68 62	
												300	H	Wofford	48 54	
												314	H	Eastern Ky.	59 62	
												319	A	South Carolina St.	45 75	
												342	H	Florida A&M	63 80	
LAST 12 Division I GAMES:																
157	H	Samford	32 50	223	H	UNCG	67 88									
59	H	Mercer	46 53	59	A	Mercer	50 72									
175	A	Furman	46 66	157	A	Samford	54 62									
300	A	Wofford	68 62	300	H	Wofford	48 54									
120	H	ETSU	46 76	175	H	Furman	59 68									
112	H	Chattanooga	41 58	112	A	Chattanooga	32 47									

Non-Div I Games: Warren Wilson 114 54 Brevard 79 34

Western Caro.



Average RPI Win:	237	WON-LOST	WINNING	LAST 10	STRENGTH OF	OPP. STRENGTH	TEAM	ADJ.	CONF.	ADJ CONF.
Average RPI Loss:	90	RECORD	PCT. RANK	GAMES	SCHEDULE	OF SCHEDULE	RPI	RPI	RPI	RPI
DIV. I ONLY	17- 8	72	6- 3	227	167	111	111	13	13	
DIV. I NON-CONF.	8- 4	87	0- 0	285	192	129	129	16	16	
-----										
TOTALS	RPI 1-25	RPI 26-50	W-L RECORDS	RPI 51-100	RPI 101-999	RPI 201+				
17- 8	1- 0	0- 3	OVERALL	0- 3	16- 2	12- 1				
8- 3	0- 0	0- 1	HOME	0- 2	8- 0	6- 0				
9- 5	1- 0	0- 2	AWAY	0- 1	8- 2	6- 1				
0- 0	0- 0	0- 0	NEUTRAL	0- 0	0- 0	0- 0				
8- 4	1- 0	0- 1	NON-CONFERENCE	0- 1	7- 2	6- 1				
3- 1	0- 0	0- 0	HOME	0- 1	3- 0	3- 0				
5- 3	1- 0	0- 1	AWAY	0- 0	4- 2	3- 1				
0- 0	0- 0	0- 0	NEUTRAL	0- 0	0- 0	0- 0				
9- 4	0- 0	0- 2	CONFERENCE	0- 2	9- 0	6- 0				
5- 2	0- 0	0- 1	HOME	0- 1	5- 0	3- 0				
4- 2	0- 0	0- 1	AWAY	0- 1	4- 0	3- 0				
0- 0	0- 0	0- 0	NEUTRAL	0- 0	0- 0	0- 0				

RPI 1-25				RPI 26-50				RPI 51-100				RPI 101+				Team's RPI: 111
RPI	S	Opponent	Score	RPI	S	Opponent	Score	RPI	S	Opponent	Score	RPI	S	Opponent	Score	
13	A	Stanford	71 64	32	A	South Dakota St.	48 84	57	A	South Dakota	81 92	127	A	Northern Ill.	94 96	
				32	H	South Dakota St.	42 70	57	H	South Dakota	58 82	137	A	Wichita St.	78 65	
				44	A	Gonzaga	65 80	96	H	Milwaukee	67 77	168	H	Denver	118 93	
												180	A	Oral Roberts	85 63	
												180	H	Oral Roberts	56 49	
												214	H	Southeast Mo. St.	87 59	
												222	A	Illinois	77 67	
												240	A	Austin Peay	81 68	
												243	A	Omaha	90 51	
												243	H	Omaha	103 68	
												273	A	Bradley	80 87	
												277	H	UMKC	90 71	
												278	A	North Dakota St.	77 60	
												278	H	North Dakota St.	97 72	
												329	A	Fort Wayne	100 64	
												329	H	Fort Wayne	91 44	
												345	A	Chicago St.	83 45	
												345	H	Chicago St.	71 54	
-----																
LAST 12 Division I GAMES:																
278	A	North Dakota St.	77 60	168	H	Denver	118 93	32	A	South Dakota St.	48 84	329	H	Fort Wayne	91 44	
32	H	South Dakota St.	42 70	32	A	South Dakota St.	48 84	243	H	Omaha	90 51	180	A	Oral Roberts	56 49	
243	H	Omaha	103 68	243	A	Omaha	90 51	57	A	South Dakota	81 92	278	H	North Dakota St.	97 72	
180	A	Oral Roberts	85 63	57	A	South Dakota	81 92	57	H	South Dakota	58 82					
278	H	North Dakota St.	97 72													

Non-Div I Games: Illinois Col. 122 40 William Woods 96 57 Eureka 98 46

Western Ill.



Average RPI Win:	213	WON-LOST	WINNING	LAST 10	STRENGTH OF	OPP. STRENGTH	TEAM	ADJ.	CONF.	ADJ CONF.
Average RPI Loss:	47	RECORD	PCT. RANK	GAMES	SCHEDULE	OF SCHEDULE	RPI	RPI	RPI	RPI
DIV. I ONLY	19- 6	43	8- 2	94	151	45	45	18	18	
DIV. I NON-CONF.	8- 4	87	0- 0	44	57	39	39	19	19	
-----										
TOTALS	RPI 1-25	RPI 26-50	W-L RECORDS	RPI 51-100	RPI 101-999	RPI 201+				
19- 6	1- 2	0- 1	OVERALL	2- 3	16- 0	11- 0				
9- 1	0- 1	0- 0	HOME	0- 0	9- 0	8- 0				
6- 5	0- 1	0- 1	AWAY	0- 3	6- 0	3- 0				
4- 0	1- 0	0- 0	NEUTRAL	2- 0	1- 0	0- 0				
8- 4	1- 2	0- 1	NON-CONFERENCE	2- 1	5- 0	3- 0				
2- 1	0- 1	0- 0	HOME	0- 0	2- 0	2- 0				
2- 3	0- 1	0- 1	AWAY	0- 1	2- 0	1- 0				
4- 0	1- 0	0- 0	NEUTRAL	2- 0	1- 0	0- 0				
11- 2	0- 0	0- 0	CONFERENCE	0- 2	11- 0	8- 0				
7- 0	0- 0	0- 0	HOME	0- 0	7- 0	6- 0				
4- 2	0- 0	0- 0	AWAY	0- 2	4- 0	2- 0				
0- 0	0- 0	0- 0	NEUTRAL	0- 0	0- 0	0- 0				

RPI 1-25				RPI 26-50				Team's RPI: 45				RPI 51-100				RPI 101+			
RPI	S	Opponent	Score	RPI	S	Opponent	Score	RPI	S	Opponent	Score	RPI	S	Opponent	Score	RPI	S	Opponent	Score
1	H	Notre Dame	65 78	40	A	Bal l St.	81 93	51	A	I ndi ana	71 73	113	A	Mi ddle Tenn.	76 60				
17	N	Missouri	79 76					59	N	Mercer	67 62	113	H	Middle Tenn.	57 43				
18	A	Iowa	97 104					63	N	Toledo	70 56	163	A	Southern Ill.	75 49				
								77	A	UAB	61 79	167	A	Loui si ana Tech	74 64				
								93	A	Ri ce	58 73	181	N	Stetson	66 58				
												203	H	Southern Miss.	81 60				
												209	A	North Texas	79 65				
												233	H	Fla. Atlantic	82 63				
												281	H	Ol d Domi ni on	62 48				
												297	H	UTSA	73 38				
												307	H	FIU	101 47				
												310	A	Georgi a St.	74 63				
												316	A	Marshall I	86 66				
												316	H	Marshall I	77 50				
												341	H	Mi ssi ssi ppi Val .	87 48				
												349	H	Evansvi lle	92 54				
LAST 12 Division I GAMES:																			
316	H	Marshall I	77 50	209	A	North Texas	79 65												
113	A	Middle Tenn.	76 60	316	A	Marshall I	86 66												
93	A	Rice	58 73	297	H	UTSA	73 38												
281	H	Ol d Domi ni on	62 48	77	A	UAB	61 79												
233	H	Fla. Atlantic	82 63	307	H	FIU	101 47												
167	A	Loui si ana Tech	74 64	203	H	Southern Mi ss.	81 60												

Non-Div I Games: Lee 88 64

Western Ky.



Average RPI Win:	200	WON-LOST	WINNING	LAST 10	STRENGTH OF	OPP. STRENGTH	TEAM	ADJ.	CONF.	ADJ CONF.
Average RPI Loss:	62	RECORD	PCT. RANK	GAMES	SCHEDULE	OF SCHEDULE	RPI	RPI	RPI	RPI
DIV. I ONLY	11- 13	202	4- 6	77	76	110	110	7	7	
DIV. I NON-CONF.	4- 5	202	0- 0	113	52	114	114	8	8	
-----										
TOTALS	RPI 1-25	RPI 26-50	W-L RECORDS	RPI 51-100	RPI 101-999	RPI 201+				
11- 13	0- 2	0- 4	OVERALL	1- 6	10- 1	7- 0				
5- 3	0- 0	0- 1	HOME	1- 2	4- 0	3- 0				
5- 8	0- 2	0- 2	AWAY	0- 3	5- 1	4- 0				
1- 2	0- 0	0- 1	NEUTRAL	0- 1	1- 0	0- 0				
4- 5	0- 1	0- 1	NON-CONFERENCE	0- 3	4- 0	3- 0				
1- 0	0- 0	0- 0	HOME	0- 0	1- 0	1- 0				
2- 3	0- 1	0- 0	AWAY	0- 2	2- 0	2- 0				
1- 2	0- 0	0- 1	NEUTRAL	0- 1	1- 0	0- 0				
7- 8	0- 1	0- 3	CONFERENCE	1- 3	6- 1	4- 0				
4- 3	0- 0	0- 1	HOME	1- 2	3- 0	2- 0				
3- 5	0- 1	0- 2	AWAY	0- 1	3- 1	2- 0				
0- 0	0- 0	0- 0	NEUTRAL	0- 0	0- 0	0- 0				

RPI 1-25				RPI 26-50				RPI 51-100				RPI 101+				Team's RPI: 110
RPI	S	Opponent	Score	RPI	S	Opponent	Score	RPI	S	Opponent	Score	RPI	S	Opponent	Score	
15	A	Buffalo	49 71	26	A	Central Mich.	70 74	54	N	St. John's (NY)	48 76	120	N	ETSU	87 79	
18	A	Iowa	56 79	33	N	Rutgers	64 75	63	A	Toledo	68 69	127	H	Northern Ill.	88 83	
				40	A	Ball St.	58 85	63	H	Toledo	73 78	159	A	Kent St.	66 61	
				40	H	Ball St.	71 81	69	A	Michigan St.	62 65	200	A	Eastern Mich.	67 69	
								85	H	Miami (OH)	81 70	210	A	Bowling Green	81 67	
								86	H	Ohio	54 69	210	H	Bowling Green	67 58	
								94	A	New Mexico	76 88	215	A	Akron	59 51	
												215	H	Akron	76 60	
												231	A	New Mexico St.	64 55	
												304	A	Loyola Chicago	65 47	
												323	H	Detroit Mercy	74 62	
-----																
LAST 12 Division I GAMES:																
40	A	Ball St.	58 85	26	A	Central Mich.	70 74	215	A	Akron	59 51	85	H	Miami (OH)	81 70	
63	A	Toledo	68 69	215	A	Akron	59 51	200	A	Eastern Mich.	67 69	86	H	Ohio	54 69	
40	H	Ball St.	71 81	85	H	Miami (OH)	81 70	86	H	Ohio	54 69	127	H	Northern Ill.	88 83	
210	A	Bowling Green	81 67	200	A	Eastern Mich.	67 69									
215	H	Akron	76 60	86	H	Ohio	54 69									
63	H	Toledo	73 78	127	H	Northern Ill.	88 83									

Non-Div I Games: Goshen 87 36 Kentucky St. 85 50 Olivet 86 37

Western Mich.



Average RPI Win:	196	WON-LOST	WINNING	LAST 10	STRENGTH OF	OPP. STRENGTH	TEAM	ADJ.	CONF.	ADJ CONF.
Average RPI Loss:	87	RECORD	PCT. RANK	GAMES	SCHEDULE	OF SCHEDULE	RPI	RPI	RPI	RPI
DIV. I ONLY	12- 16	217	6- 4	76	87	137	137	8	8	
DIV. I NON-CONF.	5- 9	238	0- 0	76	129	194	194	7	7	
-----										
TOTALS	RPI 1-25	RPI 26-50	W-L RECORDS	RPI 51-100	RPI 101-999	RPI 201+				
12- 16	1- 2	0- 2	OVERALL	1- 7	10- 5	5- 1				
8- 5	1- 0	0- 0	HOME	1- 2	6- 3	4- 0				
3- 10	0- 2	0- 2	AWAY	0- 5	3- 1	1- 0				
1- 1	0- 0	0- 0	NEUTRAL	0- 0	1- 1	0- 1				
5- 9	0- 1	0- 2	NON-CONFERENCE	1- 4	4- 2	3- 1				
4- 2	0- 0	0- 0	HOME	1- 1	3- 1	3- 0				
0- 6	0- 1	0- 2	AWAY	0- 3	0- 0	0- 0				
1- 1	0- 0	0- 0	NEUTRAL	0- 0	1- 1	0- 1				
7- 7	1- 1	0- 0	CONFERENCE	0- 3	6- 3	2- 0				
4- 3	1- 0	0- 0	HOME	0- 1	3- 2	1- 0				
3- 4	0- 1	0- 0	AWAY	0- 2	3- 1	1- 0				
0- 0	0- 0	0- 0	NEUTRAL	0- 0	0- 0	0- 0				

RPI 1-25				RPI 26-50				RPI 51-100				RPI 101+ Team's RPI: 137			
RPI	S	Opponent	Score	RPI	S	Opponent	Score	RPI	S	Opponent	Score	RPI	S	Opponent	Score
2	A	UConn	43 124	32	A	South Dakota St.	64 96	52	A	UCF	53 59	111	H	Western Ill.	65 78
10	A	Tennessee	56 68	42	A	Creighton	61 66	56	A	Houston	55 73	117	A	Tulane	64 56
19	H	South Fla.	64 56					56	H	Houston	62 73	126	H	Cincinnati	69 75
								57	H	South Dakota	48 62	177	H	Tulsa	62 67
								68	A	Oklahoma St.	67 91	185	A	East Carolina	67 77
								94	A	New Mexico	62 76	192	H	Temple	88 81
								97	A	Missouri St.	71 94	195	N	UC Irvine	76 53
								97	H	Missouri St.	72 58	201	A	Memphis	77 64
												201	H	Memphis	69 61
												205	A	SMU	52 45
												205	H	SMU	66 43
												222	N	Illinois	67 68
												277	H	UMKC	72 63
												295	H	Alcorn	87 46
												345	H	Chicago St.	66 63
-----															
LAST 12 Division I GAMES:															
205	A	SMU	52 45	201	A	Memphis	77 64								
192	H	Temple	88 81	19	H	South Fla.	64 56								
2	A	UConn	43 124	205	H	SMU	66 43								
126	H	Cincinnati	69 75	117	A	Tulane	64 56								
56	H	Houston	62 73	201	H	Memphis	69 61								
185	A	East Carolina	67 77	52	A	UCF	53 59								

Non-Div I Games:

Wichita St.



Average RPI Win:	218	WON-LOST	WINNING	LAST 10	STRENGTH OF	OPP. STRENGTH	TEAM	ADJ.	CONF.	ADJ CONF.
Average RPI Loss:	148	RECORD	PCT. RANK	GAMES	SCHEDULE	OF SCHEDULE	RPI	RPI	RPI	RPI
DIV. I ONLY	16- 10	109	4- 6	228	172	151	151	10	10	
DIV. I NON-CONF.	9- 2	33	0- 0	257	237	85	85	11	11	
-----										
TOTALS	RPI 1-25	RPI 26-50	W-L RECORDS	RPI 51-100	RPI 101-999	RPI 201+				
16- 10	0- 0	1- 0	OVERALL	0- 4	15- 6	11- 4				
9- 5	0- 0	1- 0	HOME	0- 2	8- 3	6- 3				
7- 5	0- 0	0- 0	AWAY	0- 2	7- 3	5- 1				
0- 0	0- 0	0- 0	NEUTRAL	0- 0	0- 0	0- 0				
9- 2	0- 0	0- 0	NON-CONFERENCE	0- 1	9- 1	6- 1				
5- 1	0- 0	0- 0	HOME	0- 0	5- 1	4- 1				
4- 1	0- 0	0- 0	AWAY	0- 1	4- 0	2- 0				
0- 0	0- 0	0- 0	NEUTRAL	0- 0	0- 0	0- 0				
7- 8	0- 0	1- 0	CONFERENCE	0- 3	6- 5	5- 3				
4- 4	0- 0	1- 0	HOME	0- 2	3- 2	2- 2				
3- 4	0- 0	0- 0	AWAY	0- 1	3- 3	3- 1				
0- 0	0- 0	0- 0	NEUTRAL	0- 0	0- 0	0- 0				

RPI 1-25				RPI 26-50				RPI 51-100				RPI 101+ Team's RPI: 151			
RPI	S	Opponent	Score	RPI	S	Opponent	Score	RPI	S	Opponent	Score	RPI	S	Opponent	Score
				49	H	Elon	81 75	53	A	Drexel	34 54	123	A	Saint Francis (PA)	92 86
								53	H	Drexel	58 65	128	A	Delaware	59 68
								54	A	St. John's (NY)	81 92	139	A	Northeastern	46 64
								72	H	James Madison	41 86	139	H	Northeastern	71 53
												171	H	Davison	73 55
												185	A	East Carolina	71 65
												211	H	Norfolk St.	74 80
												212	A	Richmond	78 64
												236	A	Hofstra	54 65
												236	H	Hofstra	63 53
												247	H	Loyola Maryland	70 49
												253	H	Fairfield	57 47
												254	A	Col. of Charleston	68 54
												254	H	Col. of Charleston	79 66
												261	A	UNCW	66 53
												261	H	UNCW	49 64
												263	A	Howard	83 71
												271	A	Towson	75 63
												271	H	Towson	66 67
												281	H	Old Dominion	75 58
												291	H	USC Upstate	83 63
-----															
LAST 12 Division I GAMES:															
				53	A	Drexel	34 54	236	H	Hofstra	63 53				
				261	H	UNCW	49 64	254	H	Col. of Charleston	79 66				
				139	H	Northeastern	71 53	139	A	Northeastern	46 64				
				128	A	Delaware	59 68	236	A	Hofstra	54 65				
				271	A	Towson	75 63	49	H	Elon	81 75				
				72	H	James Madison	41 86	271	H	Towson	66 67				

Non-Div I Games:

William &amp; Mary



Average RPI Win:	346	WON-LOST	WINNING	LAST 10	STRENGTH OF	OPP. STRENGTH	TEAM	ADJ.	CONF.	ADJ CONF.
Average RPI Loss:	193	RECORD	PCT. RANK	GAMES	SCHEDULE	OF SCHEDULE	RPI	RPI	RPI	RPI
DIV. I ONLY	1- 24	348	1- 9	178	313	340	340	27	27	
DIV. I NON-CONF.	0- 10	337	0- 0	190	234	337	337	28	28	
-----										
TOTALS	RPI 1-25	RPI 26-50	W-L RECORDS	RPI 51-100	RPI 101-999	RPI 201+				
1- 24	0- 1	0- 1	OVERALL	0- 4	1- 18	1- 13				
1- 11	0- 0	0- 0	HOME	0- 2	1- 9	1- 6				
0- 13	0- 1	0- 1	AWAY	0- 2	0- 9	0- 7				
0- 0	0- 0	0- 0	NEUTRAL	0- 0	0- 0	0- 0				
0- 10	0- 1	0- 1	NON-CONFERENCE	0- 2	0- 6	0- 5				
0- 4	0- 0	0- 0	HOME	0- 1	0- 3	0- 2				
0- 6	0- 1	0- 1	AWAY	0- 1	0- 3	0- 3				
0- 0	0- 0	0- 0	NEUTRAL	0- 0	0- 0	0- 0				
1- 14	0- 0	0- 0	CONFERENCE	0- 2	1- 12	1- 8				
1- 7	0- 0	0- 0	HOME	0- 1	1- 6	1- 4				
0- 7	0- 0	0- 0	AWAY	0- 1	0- 6	0- 4				
0- 0	0- 0	0- 0	NEUTRAL	0- 0	0- 0	0- 0				

RPI 1-25				RPI 26-50				RPI 51-100				RPI 101+				Team's RPI: 340
RPI	S	Opponent	Score	RPI	S	Opponent	Score	RPI	S	Opponent	Score	RPI	S	Opponent	Score	
12	A	Duke	30 101	49	A	Elon	37 98	59	A	Mercer	45 93	120	H	ETSU	63 74	
								70	H	Duquesne	54 81	153	A	Radford	52 78	
								89	A	Liberty	37 63	153	H	Radford	30 70	
								89	H	Liberty	53 73	193	A	High Point	40 77	
												193	H	High Point	58 79	
												215	A	Akron	43 69	
												217	A	UNC Asheville	51 63	
												217	H	UNC Asheville	48 70	
												229	A	Gardner-Webb	55 68	
												229	H	Gardner-Webb	59 66	
												256	A	Presbyterian	45 78	
												256	H	Presbyterian	58 64	
												262	H	Campbell	48 72	
												300	H	Wofford	68 73	
												312	A	Tennessee Tech	41 70	
												313	A	Charleston So.	45 81	
												316	A	Marshall	40 70	
												319	H	South Carolina St.	37 65	
												346	H	Longwood	69 60	
LAST 12 Division I GAMES:																
89	H	Liberty	53 73	346	H	Longwood	69 60	229	H	Gardner-Webb	59 66	256	A	Presbyterian	45 78	
153	H	Radford	30 70	229	H	Gardner-Webb	59 66	217	H	UNC Asheville	48 70	313	A	Charleston So.	45 81	
193	A	High Point	40 77	256	A	Presbyterian	45 78	313	A	Charleston So.	45 81	193	H	High Point	58 79	
229	A	Gardner-Webb	55 68	217	H	UNC Asheville	48 70	193	H	High Point	58 79					
256	H	Presbyterian	58 64													
217	A	UNC Asheville	51 63													

Non-Div I Games: N. C. Wesleyan 94 50

Winthrop



Average RPI		Win: 216	WON-LOST RECORD	WINNING PCT. RANK	LAST 10 GAMES	STRENGTH OF SCHEDULE	OPP. STRENGTH OF SCHEDULE	TEAM RPI	ADJ. RPI	CONF. RPI	ADJ. CONF. RPI
Loss: 55											
DIV. I ONLY			9- 20	268	2- 8	66	41	190	190	3	3
DIV. I NON-CONF.			7- 6	165	0- 0	182	59	163	163	4	4
TOTALS		RPI 1-25		RPI 26-50		W-L RECORDS		RPI 51-100		RPI 101-999	RPI 201+
9- 20	0- 5			0- 7		OVERALL		0- 6		9- 2	4- 0
6- 9	0- 4			0- 3		HOME		0- 2		6- 0	3- 0
2- 10	0- 1			0- 3		AWAY		0- 4		2- 2	1- 0
1- 1	0- 0			0- 1		NEUTRAL		0- 0		1- 0	0- 0
7- 6	0- 1			0- 2		NON-CONFERENCE		0- 2		7- 1	3- 0
5- 2	0- 1			0- 0		HOME		0- 1		5- 0	3- 0
1- 3	0- 0			0- 1		AWAY		0- 1		1- 1	0- 0
1- 1	0- 0			0- 1		NEUTRAL		0- 0		1- 0	0- 0
2- 14	0- 4			0- 5		CONFERENCE		0- 4		2- 1	1- 0
1- 7	0- 3			0- 3		HOME		0- 1		1- 0	0- 0
1- 7	0- 1			0- 2		AWAY		0- 3		1- 1	1- 0
0- 0	0- 0			0- 0		NEUTRAL		0- 0		0- 0	0- 0

RPI 1-25				RPI 26-50				RPI 51-100				RPI 101+			
RPI	S	Opponent	Score	RPI	S	Opponent	Score	RPI	S	Opponent	Score	RPI	S	Opponent	Score
6	H	Ohio St.	55 68	29	N	Syracuse	74 77	51	A	Indiana	55 69	105	A	Butler	62 69
16	H	Green Bay	34 67	30	A	Marquette	65 88	62	A	Nebraska	48 51	133	N	Vanderbilt	73 71
18	A	Iowa	61 88	33	H	Rutgers	50 63	69	A	Michigan St.	61 69	138	H	Charlotte	80 66
18	H	Iowa	46 56	39	H	Michigan	57 80	84	H	Penn St.	62 69	174	A	Pittsburgh	58 57
22	H	Maryland	44 71	43	A	Purdue	35 57	88	A	George Washington	46 61	187	A	Northwestern	60 69
				47	A	Minnesota	65 90	96	H	Milwaukee	64 67	187	H	Northwestern	58 46
				47	H	Minnesota	61 71					188	H	Southern U.	77 74
LAST 12 Division I GAMES:															
69	A	Michigan St.	61 69	222	A	Illinois	70 61								
18	A	Iowa	61 88	51	A	Indiana	55 69								
33	H	Rutgers	50 63	187	H	Northwestern	58 46								
62	A	Nebraska	48 51	47	A	Minnesota	65 90								
6	H	Ohio St.	55 68	84	H	Penn St.	62 69								
47	H	Minnesota	61 71	187	A	Northwestern	60 69								

Non-Div I Games:

Wi sconsi n

Loss, Non-Conf, S Site, H Home A Away N Neutral



Average RPI Win: 254

Average RPI Loss: 171

WON-LOST  
RECORDWINNING  
PCT. RANKLAST 10  
GAMESSTRENGTH OF  
SCHEDULEOPP. STRENGTH  
OF SCHEDULETEAM  
RPIADJ.  
RPICONF.  
RPIADJ CONF.  
RPIDIV. I ONLY  
DIV. I NON-CONF.7- 18  
4- 8283  
2391- 8  
0- 0266  
310190  
286300  
309300  
30917  
1717  
17

TOTALS

RPI 1-25

RPI 26-50

W-L RECORDS

RPI 51-100

RPI 101-999

RPI 201+

7- 18

0- 2

0- 0

OVERALL

0- 2

7- 14

5- 9

5- 8

0- 0

0- 0

HOME

0- 1

5- 7

3- 5

2- 10

0- 2

0- 0

AWAY

0- 1

2- 7

2- 4

0- 0

0- 0

0- 0

NEUTRAL

0- 0

0- 0

0- 0

4- 8

0- 2

0- 0

NON-CONFERENCE

0- 0

4- 6

4- 6

3- 3

0- 0

0- 0

HOME

0- 0

3- 3

3- 3

1- 5

0- 2

0- 0

AWAY

0- 0

1- 3

1- 3

0- 0

0- 0

0- 0

NEUTRAL

0- 0

0- 0

0- 0

3- 10

0- 0

0- 0

CONFERENCE

0- 2

3- 8

1- 3

2- 5

0- 0

0- 0

HOME

0- 1

2- 4

0- 2

1- 5

0- 0

0- 0

AWAY

0- 1

1- 4

1- 1

0- 0

0- 0

0- 0

NEUTRAL

0- 0

0- 0

0- 0

RPI 1-25

RPI 26-50

RPI 51-100

RPI 101+

Team's RPI: 300

RPI	S	Opponent	Score
14	A	South Carolina	60 94
25	A	Georgia	56 95

RPI	S	Opponent	Score
-----	---	----------	-------

RPI	S	Opponent	Score
59	A	Mercer	39 80
59	H	Mercer	46 71

RPI	S	Opponent	Score
112	A	Chattanooga	46 76
112	H	Chattanooga	47 54
120	A	ETSU	53 82
120	H	ETSU	58 61
157	A	Samford	77 81
157	H	Samford	58 46
175	H	Furman	79 48
217	H	UNC Asheville	70 68
223	A	UNCG	51 66
223	H	UNCG	75 81
229	A	Gardner-Webb	55 73
243	H	Omaha	60 64
249	A	Coastal Caro.	51 67
251	H	North Florida	69 57
254	A	Col. of Charleston	51 59
261	H	UNCW	60 65
309	A	Western Caro.	54 48
309	H	Western Caro.	62 68
313	H	Charleston So.	45 68
330	H	N.C. Central	77 56
340	A	Winthrop	73 68

LAST 12 Division I GAMES:

112	A	Chattanooga	46 76	175	H	Furman	79 48
120	A	ETSU	53 82	120	H	ETSU	58 61
223	H	UNCG	75 81	112	H	Chattanooga	47 54
309	H	Western Caro.	62 68	309	A	Western Caro.	54 48
59	A	Mercer	39 80	223	A	UNCG	51 66
157	A	Samford	77 81	157	H	Samford	58 46

Non-Div I Games:

Brevard

85 46

Southern Wesleyan

104 57

Bob Jones

96 54

Wofford

Loss, 
Non-Conf, 
S Site, 
H Home
A Away
N Neutral



Average RPI Win:	233	WON-LOST	WINNING	LAST 10	STRENGTH OF	OPP. STRENGTH	TEAM	ADJ.	CONF.	ADJ CONF.
Average RPI Loss:	74	RECORD	PCT. RANK	GAMES	SCHEDULE	OF SCHEDULE	RPI	RPI	RPI	RPI
DIV. I ONLY	17- 9	86	5- 5	171	162	108	108	11	11	
DIV. I NON-CONF.	7- 3	74	0- 0	245	206	102	102	15	15	
-----										
TOTALS	RPI 1-25	RPI 26-50	W-L RECORDS	RPI 51-100	RPI 101-999	RPI 201+				
17- 9	0- 4	0- 0	OVERALL	2- 2	15- 3	11- 1				
9- 3	0- 1	0- 0	HOME	1- 1	8- 1	7- 0				
6- 5	0- 3	0- 0	AWAY	1- 1	5- 1	3- 0				
2- 1	0- 0	0- 0	NEUTRAL	0- 0	2- 1	1- 1				
7- 3	0- 2	0- 0	NON-CONFERENCE	1- 0	6- 1	4- 1				
3- 0	0- 0	0- 0	HOME	0- 0	3- 0	3- 0				
2- 2	0- 2	0- 0	AWAY	1- 0	1- 0	0- 0				
2- 1	0- 0	0- 0	NEUTRAL	0- 0	2- 1	1- 1				
10- 6	0- 2	0- 0	CONFERENCE	1- 2	9- 2	7- 0				
6- 3	0- 1	0- 0	HOME	1- 1	5- 1	4- 0				
4- 3	0- 1	0- 0	AWAY	0- 1	4- 1	3- 0				
0- 0	0- 0	0- 0	NEUTRAL	0- 0	0- 0	0- 0				

RPI 1-25				RPI 26-50				RPI 51-100				RPI 101+ Team's RPI: 108			
RPI	S	Opponent	Score	RPI	S	Opponent	Score	RPI	S	Opponent	Score	RPI	S	Opponent	Score
16	A	Green Bay	68 75					66	A	Belmont	91 81	107	A	Cleveland St.	70 71
16	H	Green Bay	51 58					78	H	IUPUI	61 64	107	H	Cleveland St.	63 70
17	A	Missouri	80 82					96	A	Milwaukee	53 59	159	A	Kent St.	72 60
25	A	Georgia	71 87					96	H	Milwaukee	56 51	170	A	Youngstown St.	69 59
												170	H	Youngstown St.	73 50
												181	N	Stetson	64 59
												208	N	Providence	69 74
												212	N	Richmond	85 69
												218	A	Oakland	77 57
												218	H	Oakland	80 75
												244	A	Northern Ky.	68 63
												244	H	Northern Ky.	73 60
												312	H	Tennessee Tech	82 59
												323	A	Detroit Mercy	88 60
												323	H	Detroit Mercy	85 55
												327	H	Ill. -Chicago	60 50
												345	H	Chicago St.	84 39
												347	H	Eastern Ill.	81 46
LAST 12 Division I GAMES:															
107	H	Cleveland St.	63 70	170	A	Youngstown St.	69 59								
244	H	Northern Ky.	73 60	107	A	Cleveland St.	70 71								
218	H	Oakland	80 75	78	H	IUPUI	61 64								
323	H	Detroit Mercy	85 55	327	H	Ill. -Chicago	60 50								
16	A	Green Bay	68 75	170	H	Youngstown St.	73 50								
96	A	Milwaukee	53 59	244	A	Northern Ky.	68 63								

Non-Div I Games: Northwestern Ohio 106 52 Cincinnati Christian 99 36

Wright St.



Average RPI Win:	182	WON-LOST	WINNING	LAST 10	STRENGTH OF	OPP. STRENGTH	TEAM	ADJ.	CONF.	ADJ CONF.
Average RPI Loss:	141	RECORD	PCT. RANK	GAMES	SCHEDULE	OF SCHEDULE	RPI	RPI	RPI	RPI
DIV. I ONLY	17- 7	65	8- 2	97	175	65	65	16	16	
DIV. I NON-CONF.	5- 4	146	0- 0	24	250	64	64	14	14	
-----										
TOTALS	RPI 1-25	RPI 26-50	W-L RECORDS	RPI 51-100	RPI 101-999	RPI 201+				
17- 7	0- 1	0- 0	OVERALL	4- 1	13- 5	8- 2				
9- 1	0- 0	0- 0	HOME	3- 0	6- 1	5- 0				
8- 4	0- 1	0- 0	AWAY	1- 0	7- 3	3- 2				
0- 2	0- 0	0- 0	NEUTRAL	0- 1	0- 1	0- 0				
5- 4	0- 1	0- 0	NON-CONFERENCE	1- 1	4- 2	1- 1				
3- 0	0- 0	0- 0	HOME	1- 0	2- 0	1- 0				
2- 2	0- 1	0- 0	AWAY	0- 0	2- 1	0- 1				
0- 2	0- 0	0- 0	NEUTRAL	0- 1	0- 1	0- 0				
12- 3	0- 0	0- 0	CONFERENCE	3- 0	9- 3	7- 1				
6- 1	0- 0	0- 0	HOME	2- 0	4- 1	4- 0				
6- 2	0- 0	0- 0	AWAY	1- 0	5- 2	3- 1				
0- 0	0- 0	0- 0	NEUTRAL	0- 0	0- 0	0- 0				

RPI 1-25				RPI 26-50				RPI 51-100 Team's RPI: 65				RPI 101+			
RPI	S	Opponent	Score	RPI	S	Opponent	Score	RPI	S	Opponent	Score	RPI	S	Opponent	Score
12	A	Duke	40 63					78	N	IUPUI	59 65	124	A	Colorado St.	53 49
								80	H	Drake	75 61	124	H	Colorado St.	53 64
								83	H	UNLV	69 56	129	H	Idaho St.	61 53
								94	A	New Mexico	63 62	134	A	Fresno St.	47 60
								94	H	New Mexico	66 55	135	A	Idaho	70 64
												145	A	Boise St.	66 51
												147	N	UNI	40 55
												168	A	Denver	61 51
												219	A	Nevada	65 62
												219	H	Nevada	66 60
												228	A	Montana St.	46 50
												245	H	Montana	67 62
												246	A	San Jose St.	66 64
												246	H	San Jose St.	58 46
												265	A	San Diego St.	62 68
												265	H	San Diego St.	70 50
												299	A	Utah St.	64 46
												299	H	Utah St.	61 44
-----															
LAST 12 Division I GAMES:															
94	A	New Mexico	63 62	124	H	Colorado St.	53 64								
246	A	San Jose St.	66 64	246	H	San Jose St.	58 46								
265	H	San Diego St.	70 50	219	A	Nevada	65 62								
83	H	UNLV	69 56	299	H	Utah St.	61 44								
299	A	Utah St.	64 46	124	A	Colorado St.	53 49								
134	A	Fresno St.	47 60	94	H	New Mexico	66 55								

Non-Div I Games: Colo. Christian 62 33 Adams St. 73 47

Wyoming



Average RPI Win:	220	WON-LOST	WINNING	LAST 10	STRENGTH OF	OPP. STRENGTH	TEAM	ADJ.	CONF.	ADJ CONF.
Average RPI Loss:	73	RECORD	PCT. RANK	GAMES	SCHEDULE	OF SCHEDULE	RPI	RPI	RPI	RPI
DIV. I ONLY	9- 19	266	1- 9	89	84	220	220	6	6	
DIV. I NON-CONF.	7- 4	102	0- 0	193	281	153	153	6	6	
-----										
TOTALS	RPI 1-25	RPI 26-50	W-L RECORDS	RPI 51-100	RPI 101-999	RPI 201+				
9- 19	0- 3	0- 7	OVERALL	0- 3	9- 6	5- 2				
7- 8	0- 1	0- 3	HOME	0- 2	7- 2	5- 0				
1- 10	0- 1	0- 4	AWAY	0- 1	1- 4	0- 2				
1- 1	0- 1	0- 0	NEUTRAL	0- 0	1- 0	0- 0				
7- 4	0- 1	0- 1	NON-CONFERENCE	0- 1	7- 1	4- 1				
6- 1	0- 0	0- 0	HOME	0- 1	6- 0	4- 0				
0- 2	0- 0	0- 1	AWAY	0- 0	0- 1	0- 1				
1- 1	0- 1	0- 0	NEUTRAL	0- 0	1- 0	0- 0				
2- 15	0- 2	0- 6	CONFERENCE	0- 2	2- 5	1- 1				
1- 7	0- 1	0- 3	HOME	0- 1	1- 2	1- 0				
1- 8	0- 1	0- 3	AWAY	0- 1	1- 3	0- 1				
0- 0	0- 0	0- 0	NEUTRAL	0- 0	0- 0	0- 0				

RPI 1-25				RPI 26-50				RPI 51-100				RPI 101+				Team's RPI: 220
RPI	S	Opponent	Score	RPI	S	Opponent	Score	RPI	S	Opponent	Score	RPI	S	Opponent	Score	
17	N	Missouri	48 74	28	A	DePaul	48 79	54	A	St. John's (NY)	36 70	104	A	Seton Hall	53 58	
23	A	Villanova	57 75	28	H	DePaul	72 73	54	H	St. John's (NY)	63 67	104	H	Seton Hall	51 62	
23	H	Villanova	50 89	30	A	Marquette	67 88	95	H	Wake Forest	57 62	105	A	Butler	69 62	
				30	H	Marquette	63 80					121	A	Georgetown	60 65	
				42	A	Creighton	54 65					121	H	Georgetown	48 65	
				42	H	Creighton	64 71					126	H	Cincinnati	53 50	
				47	A	Minnesota	62 74					175	N	Furman	75 62	
												184	H	New Hampshire	71 66	
												208	A	Providence	48 69	
												208	H	Providence	68 59	
												210	A	Bowling Green	53 63	
												226	H	Grambling	72 67	
												287	H	Mt. St. Mary's	66 45	
												329	H	Fort Wayne	62 50	
												342	H	Florida A&M	70 52	
-----																
LAST 12 Division I GAMES:																
208	A	Providence	48 69	121	H	Georgetown	48 65									
42	A	Creighton	54 65	23	H	Villanova	50 89									
28	H	DePaul	72 73	42	H	Creighton	64 71									
30	H	Marquette	63 80	208	H	Providence	68 59									
54	A	St. John's (NY)	36 70	30	A	Marquette	67 88									
104	A	Seton Hall	53 58	28	A	DePaul	48 79									

Non-Div I Games:

Xavier



Average RPI Win: 188  
Average RPI Loss: 117

WON-LOST  
RECORD

WINNING  
PCT. RANK

LAST 10  
GAMES

STRENGTH OF  
SCHEDULE

OPP. STRENGTH  
OF SCHEDULE

TEAM  
RPI

ADJ.  
RPI

CONF.  
RPI

ADJ CONF.  
RPI

DIV. I ONLY	13- 10	138	6- 4	116	142	119	119	9	9
DIV. I NON-CONF.	7- 6	165	0- 2	216	229	167	167	9	9
<hr/>									
TOTALS	RPI 1-25	RPI 26-50	W-L RECORDS	RPI 51-100	RPI 101-999	RPI 201+			
13- 10	0- 0	1- 0	OVERALL	3- 5	9- 5	6- 1			
5- 5	0- 0	1- 0	HOME	1- 3	3- 2	2- 1			
8- 3	0- 0	0- 0	AWAY	2- 1	6- 2	4- 0			
0- 2	0- 0	0- 0	NEUTRAL	0- 1	0- 1	0- 0			
7- 6	0- 0	0- 0	NON-CONFERENCE	1- 2	6- 4	4- 1			
2- 3	0- 0	0- 0	HOME	0- 1	2- 2	2- 1			
5- 1	0- 0	0- 0	AWAY	1- 0	4- 1	2- 0			
0- 2	0- 0	0- 0	NEUTRAL	0- 1	0- 1	0- 0			
6- 4	0- 0	1- 0	CONFERENCE	2- 3	3- 1	2- 0			
3- 2	0- 0	1- 0	HOME	1- 2	1- 0	0- 0			
3- 2	0- 0	0- 0	AWAY	1- 1	2- 1	2- 0			
0- 0	0- 0	0- 0	NEUTRAL	0- 0	0- 0	0- 0			

RPI 1-25				RPI 26-50				RPI 51-100				RPI 101+ Team's RPI: 119			
RPI	S	Opponent	Score	RPI	S	Opponent	Score	RPI	S	Opponent	Score	RPI	S	Opponent	Score
				36	H	Princeton	73 59								
								51	H	Indiana	68 72	140	A	Kansas	75 81
								66	N	UC Davis	61 71	149	A	Brown	71 81
								71	A	TCU	82 72	149	H	Brown	77 63
								73	A	Harvard	73 97	150	A	Binghamton	73 69
								73	H	Harvard	69 63	155	N	Hartford	70 78
								74	H	Penn	54 69	165	H	Army West Point	65 82
								90	A	Dartmouth	57 39	186	A	Stony Brook	77 71
								90	H	Dartmouth	62 64	208	H	Providence	51 55
												213	A	Columbia	73 50
												267	A	Cornell	65 55
												276	H	Colgate	82 56
												285	H	LIU Brooklyn	62 51
												296	A	Central Conn. St.	75 62
												348	A	Saint Peter's	70 49
LAST 12 Division I GAMES:															
				73	H	Harvard	69 63	90	A	Dartmouth	57 39				
				90	H	Dartmouth	62 64	73	A	Harvard	73 97				
				267	A	Cornell	65 55	149	A	Brown	71 81				
				213	A	Columbia	73 50	149	H	Brown	77 63				
				74	H	Penn	54 69	155	N	Hartford	70 78				
				36	H	Princeton	73 59	66	N	UC Davis	61 71				

Non-Div I Games:

Yale



Average RPI Win:	241	WON-LOST	WINNING	LAST 10	STRENGTH OF	OPP. STRENGTH	TEAM	ADJ.	CONF.	ADJ CONF.
Average RPI Loss:	115	RECORD	PCT. RANK	GAMES	SCHEDULE	OF SCHEDULE	RPI	RPI	RPI	RPI
DIV. I ONLY	12- 14	198	8- 2	152	176	170	170	11	11	
DIV. I NON-CONF.	2- 7	286	0- 0	204	219	271	271	15	15	
-----										
TOTALS	RPI 1-25	RPI 26-50	W-L RECORDS	RPI 51-100	RPI 101-999	RPI 201+				
12- 14	0- 2	0- 0	OVERALL	2- 3	10- 9	9- 2				
5- 6	0- 1	0- 0	HOME	1- 1	4- 4	4- 1				
7- 8	0- 1	0- 0	AWAY	1- 2	6- 5	5- 1				
0- 0	0- 0	0- 0	NEUTRAL	0- 0	0- 0	0- 0				
2- 7	0- 0	0- 0	NON-CONFERENCE	0- 1	2- 6	2- 1				
1- 2	0- 0	0- 0	HOME	0- 0	1- 2	1- 0				
1- 5	0- 0	0- 0	AWAY	0- 1	1- 4	1- 1				
0- 0	0- 0	0- 0	NEUTRAL	0- 0	0- 0	0- 0				
10- 7	0- 2	0- 0	CONFERENCE	2- 2	8- 3	7- 1				
4- 4	0- 1	0- 0	HOME	1- 1	3- 2	3- 1				
6- 3	0- 1	0- 0	AWAY	1- 1	5- 1	4- 0				
0- 0	0- 0	0- 0	NEUTRAL	0- 0	0- 0	0- 0				

RPI 1-25				RPI 26-50				RPI 51-100				RPI 101+ Team's RPI: 170			
RPI	S	Opponent	Score	RPI	S	Opponent	Score	RPI	S	Opponent	Score	RPI	S	Opponent	Score
16	A	Green Bay	56 65					58	A	American	72 78	106	H	Bucknell	60 66
16	H	Green Bay	42 67					78	A	IUPUI	70 67	107	A	Cleveland St.	66 52
								78	H	IUPUI	43 65	108	A	Wright St.	50 73
								96	A	Milwaukee	61 62	108	H	Wright St.	59 69
								96	H	Milwaukee	86 85	123	A	Saint Francis (PA)	65 79
												130	A	Robert Morris	52 84
												159	H	Kent St.	44 55
												174	A	Pittsburgh	58 66
												215	A	Akron	58 75
												218	A	Oakland	86 76
												218	H	Oakland	48 58
												244	A	Northern Ky.	60 59
												244	H	Northern Ky.	54 51
												301	H	Northern Ari z.	69 67
												304	A	Loyola Chi cago	73 49
												323	A	Detroit Mercy	72 52
												323	H	Detroit Mercy	76 59
												327	A	Ill. -Chi cago	71 52
												327	H	Ill. -Chi cago	76 63
-----															
LAST 12 Division I GAMES:															
244	A	Northern Ky.	60 59	218	A	Oakland	86 76								
16	H	Green Bay	42 67	108	H	Wright St.	59 69								
96	H	Milwaukee	86 85	244	H	Northern Ky.	54 51								
327	A	Ill. -Chi cago	71 52	107	A	Cleveland St.	66 52								
78	A	IUPUI	70 67	108	A	Wright St.	50 73								
323	A	Detroit Mercy	72 52	96	A	Milwaukee	61 62								

Non-Div I Games: Ohio Valley 86 59 Penn St.-Beaver 97 40

Youngstown St.