

Average RPI Win:	293	WON-LOST	WINNING	LAST 10	STRENGTH OF	OPP. STRENGTH	TEAM	ADJ.	CONF.	ADJ CONF.
Average RPI Loss:	172	RECORD	PCT. RANK	GAMES	SCHEDULE	OF SCHEDULE	RPI	RPI	RPI	RPI
DIV. I ONLY	12- 10	152	7- 3	297	345	225	225	26	26	
DIV. I NON-CONF.	3- 4	209	0- 0	245	349	242	242	25	25	

TOTALS	RPI 1-25	RPI 26-50	W-L RECORDS	RPI 51-100	RPI 101-999	RPI 201+				
12- 10	0- 0	0- 0	OVERALL	0- 1	12- 9	12- 4				
7- 3	0- 0	0- 0	HOME	0- 1	7- 2	7- 0				
3- 7	0- 0	0- 0	AWAY	0- 0	3- 1	3- 1				
2- 0	0- 0	0- 0	NEUTRAL	0- 0	2- 0	2- 0				
3- 4	0- 0	0- 0	NON-CONFERENCE	0- 1	3- 3	3- 2				
1- 1	0- 0	0- 0	HOME	0- 1	1- 0	1- 0				
0- 3	0- 0	0- 0	AWAY	0- 0	0- 3	0- 2				
2- 0	0- 0	0- 0	NEUTRAL	0- 0	2- 0	2- 0				
9- 6	0- 0	0- 0	CONFERENCE	0- 0	9- 6	9- 2				
6- 2	0- 0	0- 0	HOME	0- 0	6- 2	6- 0				
3- 4	0- 0	0- 0	AWAY	0- 0	3- 4	3- 2				
0- 0	0- 0	0- 0	NEUTRAL	0- 0	0- 0	0- 0				

RPI 1-25				RPI 26-50				RPI 51-100				RPI 101+				Team's RPI: 225
RPI	S	Opponent	Score	RPI	S	Opponent	Score	RPI	S	Opponent	Score	RPI	S	Opponent	Score	
								91	H	Rice	56 67	109	A	SFA	58 59	
												114	A	Lamar University	59 65	
												114	H	Lamar University	31 70	
												124	H	Central Ark.	50 58	
												167	A	UTEP	49 69	
												226	A	Abilene Christian	59 61	
												226	H	Abilene Christian	70 51	
												227	A	New Orleans	49 66	
												227	H	New Orleans	75 68	
												233	A	New Mexico St.	61 70	
												238	H	Nicholls St.	76 55	
												257	N	Prairie View	72 62	
												290	H	Southeastern La.	56 52	
												301	A	Incarnate Word	62 58	
												311	A	UTRGV	53 56	
												311	H	UTRGV	71 41	
												321	H	Houston Baptist	50 49	
												332	A	Northwestern St.	62 56	
												337	A	Sam Houston St.	67 57	
												337	H	Sam Houston St.	62 48	
												342	N	Florida A&M	58 55	
LAST 12 Division I GAMES:																
226	H	Abilene Christian	70 51	290	H	Southeastern La.	56 52									
114	A	Lamar University	59 65	321	H	Houston Baptist	50 49									
109	A	SFA	58 59	226	A	Abilene Christian	59 61									
227	H	New Orleans	75 68	238	H	Nicholls St.	76 55									
337	H	Sam Houston St.	62 48	227	A	New Orleans	49 66									
301	A	Incarnate Word	62 58	337	A	Sam Houston St.	67 57									

Non-Div I Games: Tex. A&M Int'l 53 34 St. Thomas Houston 72 42 McMurry 62 43 Texas Lutheran 87 56 A&M-Corpus Christi

Average RPI Win:	278	WON-LOST	WINNING	LAST 10	STRENGTH OF	OPP. STRENGTH	TEAM	ADJ.	CONF.	ADJ CONF.
Average RPI Loss:	163	RECORD	PCT. RANK	GAMES	SCHEDULE	OF SCHEDULE	RPI	RPI	RPI	RPI

DIV. I ONLY	11- 10	157	4- 6	309	288	226	226	26	26
DIV. I NON-CONF.	2- 4	239	0- 0	102	188	218	218	25	25
TOTALS	RPI 1-25	RPI 26-50	W-L RECORDS	RPI 51-100	RPI 101-999	RPI 201+			
11- 10	0- 0	0- 0	OVERALL	0- 1	11- 9	10- 4			
8- 1	0- 0	0- 0	HOME	0- 1	8- 0	7- 0			
2- 8	0- 0	0- 0	AWAY	0- 0	2- 8	2- 4			
1- 1	0- 0	0- 0	NEUTRAL	0- 0	1- 1	1- 0			
2- 4	0- 0	0- 0	NON-CONFERENCE	0- 1	2- 3	1- 1			
1- 1	0- 0	0- 0	HOME	0- 1	1- 0	0- 0			
0- 2	0- 0	0- 0	AWAY	0- 0	0- 2	0- 1			
1- 1	0- 0	0- 0	NEUTRAL	0- 0	1- 1	1- 0			
9- 6	0- 0	0- 0	CONFERENCE	0- 0	9- 6	9- 3			
7- 0	0- 0	0- 0	HOME	0- 0	7- 0	7- 0			
2- 6	0- 0	0- 0	AWAY	0- 0	2- 6	2- 3			
0- 0	0- 0	0- 0	NEUTRAL	0- 0	0- 0	0- 0			

RPI 1-25	RPI 26-50	RPI 51-100	RPI 101+	Team's RPI: 226
RPI S Opponent Score	RPI S Opponent Score	RPI S Opponent Score	RPI S Opponent Score	Score
		55 H FGCU 55 94	109 A SFA 55 66	
			114 A Lamar University 71 77	
			116 A Arkansas 65 79	
			124 A Central Ark. 45 63	
			130 H Idaho 82 72	
			156 N Radford 65 71	
			207 A SMU 44 65	
			225 A A&M-Corpus Christi 51 70	
			225 H A&M-Corpus Christi 61 59	
			227 H New Orleans 80 70	
			238 A Nicholls St. 60 81	
			277 N Old Dominion 74 60	
			279 A McNeese 80 75	
			290 A Southeastern La. 76 78	
			290 H Southeastern La. 86 80	
			301 H Incarnate Word 58 56	
			321 H Houston Baptist 80 68	
			332 H Northwestern St. 80 41	
			337 A Sam Houston St. 75 72	
			337 H Sam Houston St. 83 65	
LAST 12 Division I GAMES:				
225 A A&M-Corpus Christi 51 70	225 H A&M-Corpus Christi 61 59			
290 A Southeastern La. 76 78	124 A Central Ark. 45 63			
301 H Incarnate Word 58 56	109 A SFA 55 66			
238 A Nicholls St. 60 81	332 H Northwestern St. 80 41			
337 A Sam Houston St. 75 72	321 H Houston Baptist 80 68			
114 A Lamar University 71 77	290 H Southeastern La. 86 80			

Non-Div I Games: Southwest (NM) 91 47 Schreiner 97 48 Howard Payne 88 46 Midwestern St. 88 67 Abilene Christian

Average RPI Win:	275	WON-LOST	WINNING	LAST 10	STRENGTH OF	OPP. STRENGTH	TEAM	ADJ.	CONF.	ADJ CONF.
Average RPI Loss:	151	RECORD	PCT. RANK	GAMES	SCHEDULE	OF SCHEDULE	RPI	RPI	RPI	RPI
DIV. I ONLY	3- 22	332	3- 7	105	191	297	297	16	16	
DIV. I NON-CONF.	0- 10	337	0- 0	93	282	317	317	14	14	

TOTALS	RPI 1-25	RPI 26-50	W-L RECORDS	RPI 51-100	RPI 101-999	RPI 201+				
3- 22	0- 1	0- 0	OVERALL	0- 5	3- 16	3- 4				
2- 11	0- 1	0- 0	HOME	0- 2	2- 8	2- 1				
1- 11	0- 0	0- 0	AWAY	0- 3	1- 8	1- 3				
0- 0	0- 0	0- 0	NEUTRAL	0- 0	0- 0	0- 0				
0- 10	0- 1	0- 0	NON-CONFERENCE	0- 1	0- 8	0- 2				
0- 5	0- 1	0- 0	HOME	0- 0	0- 4	0- 0				
0- 5	0- 0	0- 0	AWAY	0- 1	0- 4	0- 2				
0- 0	0- 0	0- 0	NEUTRAL	0- 0	0- 0	0- 0				
3- 12	0- 0	0- 0	CONFERENCE	0- 4	3- 8	3- 2				
2- 6	0- 0	0- 0	HOME	0- 2	2- 4	2- 1				
1- 6	0- 0	0- 0	AWAY	0- 2	1- 4	1- 1				
0- 0	0- 0	0- 0	NEUTRAL	0- 0	0- 0	0- 0				

RPI 1-25				RPI 26-50				RPI 51-100				RPI 101+ Team's RPI: 297			
RPI	S	Opponent	Score	RPI	S	Opponent	Score	RPI	S	Opponent	Score	RPI	S	Opponent	Score
4	H	Louisville	50 62					82	A	Navy	64 71	123	A	Colorado St.	50 61
								86	A	UNLV	57 69	123	H	Colorado St.	39 40
								86	H	UNLV	59 67	134	A	Fresno St.	48 64
								93	A	New Mexico	49 57	134	H	Fresno St.	58 64
								93	H	New Mexico	59 88	147	H	Colorado	43 68
												148	A	SIUE	40 76
												151	A	Boise St.	46 49
												151	H	Boise St.	47 58
												164	H	Army West Point	59 65
												166	A	Weber St.	52 62
												169	H	Eastern Wash.	63 65
												172	H	Denver	54 75
												218	A	Nevada	60 70
												244	H	San Jose St.	74 75
												264	A	San Diego St.	56 48
												264	H	San Diego St.	61 51
												298	H	Utah St.	57 50
												305	A	FIU	69 70
												325	A	Utah Valley	56 59
LAST 12 Division I GAMES:															
264	A	San Diego St.	56 48	134	A	Fresno St.	48 64								
151	H	Boise St.	47 58	151	A	Boise St.	46 49								
86	H	UNLV	59 67	298	H	Utah St.	57 50								
93	A	New Mexico	49 57	123	H	Colorado St.	39 40								
123	A	Colorado St.	50 61	244	H	San Jose St.	74 75								
264	H	San Diego St.	61 51	86	A	UNLV	57 69								

Non-Div I Games: Colo. Christian 66 68

Air Force

Loss,
Non-Conf,
S Site,
H Home
A Away
N Neutral

Average RPI Win:	231	WON-LOST	WINNING	LAST 10	STRENGTH OF	OPP. STRENGTH	TEAM	ADJ.	CONF.	ADJ CONF.
Average RPI Loss:	74	RECORD	PCT. RANK	GAMES	SCHEDULE	OF SCHEDULE	RPI	RPI	RPI	RPI
DIV. I ONLY	7- 18	283	2- 8	43	97	214	214	7	7	
DIV. I NON-CONF.	5- 5	170	0- 0	101	212	177	177	8	8	

TOTALS	RPI 1-25	RPI 26-50	W-L RECORDS	RPI 51-100	RPI 101-999	RPI 201+				
7- 18	0- 3	0- 3	OVERALL	0- 7	7- 5	3- 1				
5- 9	0- 2	0- 2	HOME	0- 2	5- 3	3- 1				
1- 8	0- 1	0- 1	AWAY	0- 4	1- 2	0- 0				
1- 1	0- 0	0- 0	NEUTRAL	0- 1	1- 0	0- 0				
5- 5	0- 1	0- 0	NON-CONFERENCE	0- 3	5- 1	3- 0				
4- 2	0- 1	0- 0	HOME	0- 1	4- 0	3- 0				
0- 2	0- 0	0- 0	AWAY	0- 1	0- 1	0- 0				
1- 1	0- 0	0- 0	NEUTRAL	0- 1	1- 0	0- 0				
2- 13	0- 2	0- 3	CONFERENCE	0- 4	2- 4	0- 1				
1- 7	0- 1	0- 2	HOME	0- 1	1- 3	0- 1				
1- 6	0- 1	0- 1	AWAY	0- 3	1- 1	0- 0				
0- 0	0- 0	0- 0	NEUTRAL	0- 0	0- 0	0- 0				

RPI 1-25				RPI 26-50				RPI 51-100				RPI 101+ Team's RPI: 214			
RPI	S	Opponent	Score	RPI	S	Opponent	Score	RPI	S	Opponent	Score	RPI	S	Opponent	Score
15	A	Buffalo	71 85	26	H	Central Mi ch.	86 95	55	H	FGCU	63 82	102	A	Bucknell	52 63
15	H	Buffalo	66 89	39	A	Ball St.	65 97	60	A	Tol edo	54 60	111	A	Western Mi ch.	60 76
22	H	Maryland	54 75	39	H	Ball St.	61 74	70	A	Duquesne	60 66	111	H	Western Mi ch.	51 59
								73	N	Harvard	63 76	126	H	Northern Ill.	61 84
								85	A	Ohio	67 70	148	N	SIUE	59 58
								87	A	Miami (OH)	67 75	160	H	Kent St.	75 60
								87	H	Miami (OH)	50 77	170	H	Youngstown St.	75 58
												200	A	Eastern Mi ch.	77 65
												209	H	Bowling Green	64 66
												290	H	Southeastern La.	66 54
												308	H	Eastern Ky.	62 45
												340	H	Winthrop	69 43

LAST 12 Division I GAMES:															
87	H	Miami (OH)	50 77	160	H	Kent St.	75 60								
15	A	Buffalo	71 85	111	H	Western Mi ch.	51 59								
200	A	Eastern Mi ch.	77 65	26	H	Central Mi ch.	86 95								
126	H	Northern Ill.	61 84	87	A	Miami (OH)	67 75								
111	A	Western Mi ch.	60 76	209	H	Bowling Green	64 66								
39	A	Ball St.	65 97	39	H	Ball St.	61 74								

Non-Div I Games: Ohio Christian 93 33

Akron

Average RPI Win:	174	WON-LOST	WINNING	LAST 10	STRENGTH OF	OPP. STRENGTH	TEAM	ADJ.	CONF.	ADJ CONF.
Average RPI Loss:	51	RECORD	PCT. RANK	GAMES	SCHEDULE	OF SCHEDULE	RPI	RPI	RPI	RPI
DIV. I ONLY	17- 10	101	4- 6	79	77	81	81	2	2	
DIV. I NON-CONF.	10- 3	52	0- 0	168	298	82	82	2	2	

TOTALS	RPI 1-25	RPI 26-50	W-L RECORDS	RPI 51-100	RPI 101-999	RPI 201+				
17- 10	2- 5	0- 1	OVERALL	3- 2	12- 2	7- 0				
11- 4	1- 3	0- 0	HOME	3- 0	7- 1	5- 0				
6- 4	1- 1	0- 0	AWAY	0- 2	5- 1	2- 0				
0- 2	0- 1	0- 1	NEUTRAL	0- 0	0- 0	0- 0				
10- 3	0- 1	0- 1	NON-CONFERENCE	3- 1	7- 0	7- 0				
8- 0	0- 0	0- 0	HOME	3- 0	5- 0	5- 0				
2- 1	0- 0	0- 0	AWAY	0- 1	2- 0	2- 0				
0- 2	0- 1	0- 1	NEUTRAL	0- 0	0- 0	0- 0				
7- 7	2- 4	0- 0	CONFERENCE	0- 1	5- 2	0- 0				
3- 4	1- 3	0- 0	HOME	0- 0	2- 1	0- 0				
4- 3	1- 1	0- 0	AWAY	0- 1	3- 1	0- 0				
0- 0	0- 0	0- 0	NEUTRAL	0- 0	0- 0	0- 0				

RPI 1-25				RPI 26-50				RPI 51-100				RPI 101+			
RPI	S	Opponent	Score	RPI	S	Opponent	Score	RPI	S	Opponent	Score	RPI	S	Opponent	Score
3	A	Mississippi St.	61 75	50	N	Elon	55 60	71	A	TCU	67 88	104	A	Auburn	60 69
10	A	Tennessee	72 63					94	H	Utah	65 60	104	H	Auburn	70 60
12	H	Missouri	56 62					95	A	Kentucky	54 79	116	A	Arkansas	83 76
17	H	South Carolina	66 79					97	H	Missouri St.	65 61	116	H	Arkansas	66 74
20	N	NC State	49 68					99	H	Jacksonville	75 60	135	H	Vanderbilt	77 75
21	H	Texas A&M	54 73									144	A	Ole Miss	82 79
25	H	LSU	65 51									158	A	Florida	63 54

Average RPI Win:	319	WON-LOST	WINNING	LAST 10	STRENGTH OF	OPP. STRENGTH	TEAM	ADJ.	CONF.	ADJ CONF.
Average RPI Loss:	223	RECORD	PCT. RANK	GAMES	SCHEDULE	OF SCHEDULE	RPI	RPI	RPI	RPI
DIV. I ONLY	10- 15	229	3- 7	348	344	316	316	32	32	
DIV. I NON-CONF.	5- 6	187	0- 0	308	333	240	240	32	32	

TOTALS	RPI 1-25	RPI 26-50	W-L RECORDS	RPI 51-100	RPI 101-999	RPI 201+				
10- 15	0- 0	0- 0	OVERALL	0- 2	10- 13	10- 9				
5- 5	0- 0	0- 0	HOME	0- 0	5- 5	5- 4				
5- 9	0- 0	0- 0	AWAY	0- 0	5- 6	5- 5				
0- 1	0- 0	0- 0	NEUTRAL	0- 0	0- 1	0- 0				
5- 6	0- 0	0- 0	NON-CONFERENCE	0- 2	5- 4	5- 2				
2- 1	0- 0	0- 0	HOME	0- 0	2- 1	2- 1				
3- 4	0- 0	0- 0	AWAY	0- 2	3- 2	3- 1				
0- 1	0- 0	0- 0	NEUTRAL	0- 0	0- 1	0- 0				
5- 9	0- 0	0- 0	CONFERENCE	0- 0	5- 9	5- 7				
3- 4	0- 0	0- 0	HOME	0- 0	3- 4	3- 3				
2- 5	0- 0	0- 0	AWAY	0- 0	2- 5	2- 4				
0- 0	0- 0	0- 0	NEUTRAL	0- 0	0- 0	0- 0				

RPI 1-25				RPI 26-50				RPI 51-100				RPI 101+ Team's RPI: 316					
RPI	S	Opponent	Score	RPI	S	Opponent	Score	RPI	S	Opponent	Score	RPI	S	Opponent	Score		
								79	A	UAB	58	85	157	N	Hartford	47	56
								81	A	Al abama	32	90	180	A	Jacksonville St.	33	49
												187	A	Southern U.	62	77	
												187	H	Southern U.	46	58	
												228	A	Grambling	49	78	
												239	H	Texas Southern	49	55	
												242	H	Austin Peay	52	55	
												257	H	Prai rie Vi ew	48	55	
												260	A	Lipscomb	50	66	
												290	A	Southeastern La.	76	74	
												294	A	Al corn	52	57	
												294	H	Al corn	74	63	
												300	H	Murray St.	71	54	
												304	A	Al abama St.	78	69	
												304	H	Al abama St.	44	55	
												305	A	FIU	58	51	
												307	A	Jackson St.	43	59	
												328	A	Tennessee St.	77	75	
												338	A	Ark. -Pi ne Bl uff	48	57	
												338	H	Ark. -Pi ne Bl uff	52	49	
												341	A	Mi ssi ssi ppi Val .	57	49	
												341	H	Mi ssi ssi ppi Val .	65	48	
												349	H	Evansvi lle	70	56	
LAST 12 Di vi si on I GAMES:																	
187	H	Southern U.	46	58	239	H	Texas Southern	49	55								
294	H	Al corn	74	63	187	A	Southern U.	62	77								
304	H	Al abama St.	44	55	294	A	Al corn	52	57								
341	A	Mi ssi ssi ppi Val .	57	49	304	A	Al abama St.	78	69								
338	A	Ark. -Pi ne Bl uff	48	57	341	H	Mi ssi ssi ppi Val .	65	48								
257	H	Prai rie Vi ew	48	55	338	H	Ark. -Pi ne Bl uff	52	49								

Non-Div I Games:

Alabama A&M

Average RPI Win:	303	WON-LOST	WINNING	LAST 10	STRENGTH OF	OPP. STRENGTH	TEAM	ADJ.	CONF.	ADJ CONF.
Average RPI Loss:	184	RECORD	PCT. RANK	GAMES	SCHEDULE	OF SCHEDULE	RPI	RPI	RPI	RPI
DIV. I ONLY	7- 17	278	4- 6	271	336	304	304	32	32	
DIV. I NON-CONF.	1- 9	318	0- 0	33	162	256	256	32	32	

TOTALS	RPI 1-25	RPI 26-50	W-L RECORDS	RPI 51-100	RPI 101-999	RPI 201+				
7- 17	0- 2	0- 1	OVERALL	0- 1	7- 13	6- 8				
5- 5	0- 0	0- 0	HOME	0- 0	5- 5	4- 3				
2- 11	0- 2	0- 1	AWAY	0- 1	2- 7	2- 5				
0- 1	0- 0	0- 0	NEUTRAL	0- 0	0- 1	0- 0				
1- 9	0- 2	0- 1	NON-CONFERENCE	0- 1	1- 5	1- 1				
1- 2	0- 0	0- 0	HOME	0- 0	1- 2	1- 0				
0- 6	0- 2	0- 1	AWAY	0- 1	0- 2	0- 1				
0- 1	0- 0	0- 0	NEUTRAL	0- 0	0- 1	0- 0				
6- 8	0- 0	0- 0	CONFERENCE	0- 0	6- 8	5- 7				
4- 3	0- 0	0- 0	HOME	0- 0	4- 3	3- 3				
2- 5	0- 0	0- 0	AWAY	0- 0	2- 5	2- 4				
0- 0	0- 0	0- 0	NEUTRAL	0- 0	0- 0	0- 0				

RPI 1-25				RPI 26-50				RPI 51-100				RPI 101+ Team's RPI: 304			
RPI	S	Opponent	Score	RPI	S	Opponent	Score	RPI	S	Opponent	Score	RPI	S	Opponent	Score
10	A	Tennessee	51 104	46	A	Miami (FL)	31 79	79	A	UAB	44 61	109	N	SFA	50 77
17	A	South Carolina	31 99									141	H	South Ala.	47 59
												146	A	Samford	39 58
												168	H	Troy	63 93
												187	A	Southern U.	58 66
												187	H	Southern U.	58 56
												202	A	Southern Miss.	35 72
												228	A	Grambling	71 93
												239	H	Texas Southern	39 71
												257	H	Prairie View	70 68
												294	A	Alcorn	41 73
												294	H	Alcorn	57 65
												307	A	Jackson St.	61 70
												316	A	Alabama A&M	55 44
												316	H	Alabama A&M	69 78
												338	A	Ark.-Pine Bluff	53 55
												338	H	Ark.-Pine Bluff	63 54
												341	A	Mississippi Val.	70 62
												341	H	Mississippi Val.	76 41
												343	H	Savannah St.	81 61

LAST 12 Division I GAMES:															
294	H	Alcorn	57 65	257	H	Prairie View	70 68								
187	H	Southern U.	58 56	294	A	Alcorn	41 73								
316	A	Alabama A&M	55 44	187	A	Southern U.	58 66								
338	A	Ark.-Pine Bluff	53 55	316	H	Alabama A&M	69 78								
341	A	Mississippi Val.	70 62	338	H	Ark.-Pine Bluff	63 54								
239	H	Texas Southern	39 71	341	H	Mississippi Val.	76 41								

Non-Div I Games: Mobile 61 50

Alabama St.

■ Loss,
 ■ Non-Conf,
 ■ S Site,
 ■ Home
 ■ Away
 ■ N Neutral

Average RPI Win:	221	WON-LOST	WINNING	LAST 10	STRENGTH OF	OPP. STRENGTH	TEAM	ADJ.	CONF.	ADJ CONF.
Average RPI Loss:	141	RECORD	PCT. RANK	GAMES	SCHEDULE	OF SCHEDULE	RPI	RPI	RPI	RPI
DIV. I ONLY	22- 5	22	8- 2	267	210	83	83	20	20	
DIV. I NON-CONF.	11- 2	22	0- 0	217	161	61	61	24	24	

TOTALS	RPI 1-25	RPI 26-50	W-L RECORDS	RPI 51-100	RPI 101-999	RPI 201+				
22- 5	0- 1	0- 0	OVERALL	3- 1	19- 3	11- 1				
12- 1	0- 0	0- 0	HOME	3- 1	9- 0	5- 0				
8- 4	0- 1	0- 0	AWAY	0- 0	8- 3	6- 1				
2- 0	0- 0	0- 0	NEUTRAL	0- 0	2- 0	0- 0				
11- 2	0- 1	0- 0	NON-CONFERENCE	2- 1	9- 0	6- 0				
4- 1	0- 0	0- 0	HOME	2- 1	2- 0	2- 0				
5- 1	0- 1	0- 0	AWAY	0- 0	5- 0	4- 0				
2- 0	0- 0	0- 0	NEUTRAL	0- 0	2- 0	0- 0				
11- 3	0- 0	0- 0	CONFERENCE	1- 0	10- 3	5- 1				
8- 0	0- 0	0- 0	HOME	1- 0	7- 0	3- 0				
3- 3	0- 0	0- 0	AWAY	0- 0	3- 3	2- 1				
0- 0	0- 0	0- 0	NEUTRAL	0- 0	0- 0	0- 0				

RPI 1-25				RPI 26-50				RPI 51-100 Team's RPI: 83				RPI 101+			
RPI	S	Opponent	Score	RPI	S	Opponent	Score	RPI	S	Opponent	Score	RPI	S	Opponent	Score
22	A	Maryland	58 91					54	H	St. John's (NY)	66 71	126	N	Northern Ill.	97 91
								59	H	Fordham	59 52	149	H	Binghamton	63 46
								80	H	Maine	68 54	157	A	Hartford	55 70
								90	H	Dartmouth	76 61	157	H	Hartford	66 53
												163	N	Southern Ill.	68 57
												182	A	New Hampshire	68 74
												182	H	New Hampshire	66 53
												188	A	Stony Brook	72 68
												188	H	Stony Brook	64 58
												192	A	Siena	78 63
												236	A	Holy Cross	65 56
												248	H	St. Bonaventure	69 52
												255	A	Manhattan	62 56
												289	A	Vermont	57 62
												289	H	Vermont	67 55
												295	A	Central Conn. St.	72 60
												302	A	Monmouth	68 44
												320	A	UMBC	78 75
												320	H	UMBC	79 45
												334	H	Wagner	89 44
												344	A	UMass Lowell	61 52
												344	H	UMass Lowell	93 60
LAST 12 Division I GAMES:															
320	H	UMBC	79 45	289	H	Vermont	67 55								
157	H	Hartford	66 53	320	A	UMBC	78 75								
289	A	Vermont	57 62	344	A	UMass Lowell	61 52								
344	H	UMass Lowell	93 60	149	H	Binghamton	63 46								
182	A	New Hampshire	68 74	80	H	Maine	68 54								
188	H	Stony Brook	64 58	188	A	Stony Brook	72 68								

Non-Div I Games:

Albany (NY)

Loss,
Non-Conf, S Site, H Home A Away N Neutral

Average RPI Win: 311
Average RPI Loss: 216

WON-LOST
RECORD

WINNING
PCT. RANK

LAST 10
GAMES

STRENGTH OF
SCHEDULE

OPP. STRENGTH
OF SCHEDULE

TEAM
RPI

ADJ.
RPI

CONF.
RPI

ADJ CONF.
RPI

DIV. I ONLY	8- 15	255	5- 5	334	349	294	294	32	32
DIV. I NON-CONF.	1- 7	310	0- 0	130	314	268	268	32	32
TOTALS	RPI 1-25	RPI 26-50	W-L RECORDS	RPI 51-100	RPI 101-999	RPI 201+			
8- 15	0- 0	0- 0	OVERALL	0- 0	8- 15	8- 8			
3- 3	0- 0	0- 0	HOME	0- 0	3- 3	3- 3			
5- 10	0- 0	0- 0	AWAY	0- 0	5- 4	5- 2			
0- 2	0- 0	0- 0	NEUTRAL	0- 0	0- 2	0- 0			
1- 7	0- 0	0- 0	NON-CONFERENCE	0- 0	1- 7	1- 1			
0- 0	0- 0	0- 0	HOME	0- 0	0- 0	0- 0			
1- 5	0- 0	0- 0	AWAY	0- 0	1- 5	1- 1			
0- 2	0- 0	0- 0	NEUTRAL	0- 0	0- 2	0- 0			
7- 8	0- 0	0- 0	CONFERENCE	0- 0	7- 8	7- 7			
3- 3	0- 0	0- 0	HOME	0- 0	3- 3	3- 3			
4- 5	0- 0	0- 0	AWAY	0- 0	4- 5	4- 4			
0- 0	0- 0	0- 0	NEUTRAL	0- 0	0- 0	0- 0			

RPI 1-25				RPI 26-50				RPI 51-100				RPI 101+				Team's RPI: 294	
RPI	S	Opponent	Score	RPI	S	Opponent	Score	RPI	S	Opponent	Score	RPI	S	Opponent	Score		
												109	N	SFA	79	83	
												124	A	Central Ark.	52	75	
												137	A	Wi chi ta St.	46	87	
												165	A	Loui si ana Tech	50	87	
												176	A	Loui si ana	47	67	
												181	N	Oral Roberts	52	76	
												187	A	Southern U.	56	64	
												202	A	Southern Mi ss.	67	72	
												228	A	Grambl ing	51	68	
												228	H	Grambl ing	68	75	
												239	A	Texas Southern	57	91	
												257	A	Prai ri e Vi ew	73	72	
												290	A	Southeastern La.	84	77	
												304	A	Al abama St.	65	57	
												304	H	Al abama St.	73	41	
												307	A	Jackson St.	69	94	
												307	H	Jackson St.	51	74	
												316	A	Al abama A&M	63	74	
												316	H	Al abama A&M	57	52	
												338	A	Ark. -Pi ne Bl uff	80	77	
												338	H	Ark. -Pi ne Bl uff	76	58	
												341	A	Mi ssi ssi ppi Val .	76	70	
												341	H	Mi ssi ssi ppi Val .	61	62	
LAST 12 Di vi si on I GAMES:																	
				304	A	Al abama St.	65	57	187	A	Southern U.	56	64				
				316	A	Al abama A&M	63	74	304	H	Al abama St.	73	41				
				338	H	Ark. -Pi ne Bl uff	76	58	316	H	Al abama A&M	57	52				
				341	H	Mi ssi ssi ppi Val .	61	62	338	A	Ark. -Pi ne Bl uff	80	77				
				228	A	Grambl ing	51	68	341	A	Mi ssi ssi ppi Val .	76	70				
				307	A	Jackson St.	69	94	228	H	Grambl ing	68	75				

Non-Di v I Games: Tougalo 76 64 Blue Mountain (MS) 76 35 LeMoyne-Owen 81 54

Al corn

Loss, Non-Conf, S Site, H Home A Away N Neutral

Average RPI Win:	206	WON-LOST	WINNING	LAST 10	STRENGTH OF	OPP. STRENGTH	TEAM	ADJ.	CONF.	ADJ CONF.
Average RPI Loss:	85	RECORD	PCT. RANK	GAMES	SCHEDULE	OF SCHEDULE	RPI	RPI	RPI	RPI
DIV. I ONLY	23- 4	10	10- 0	228	142	58	58	15	15	
DIV. I NON-CONF.	7- 4	102	0- 0	219	93	102	102	18	18	

TOTALS	RPI 1-25	RPI 26-50	W-L RECORDS	RPI 51-100	RPI 101-999	RPI 201+				
23- 4	0- 1	0- 0	OVERALL	2- 1	21- 2	13- 0				
13- 0	0- 0	0- 0	HOME	2- 0	11- 0	6- 0				
10- 3	0- 0	0- 0	AWAY	0- 1	10- 2	7- 0				
0- 1	0- 1	0- 0	NEUTRAL	0- 0	0- 0	0- 0				
7- 4	0- 1	0- 0	NON-CONFERENCE	1- 1	6- 2	3- 0				
4- 0	0- 0	0- 0	HOME	1- 0	3- 0	1- 0				
3- 3	0- 0	0- 0	AWAY	0- 1	3- 2	2- 0				
0- 1	0- 1	0- 0	NEUTRAL	0- 0	0- 0	0- 0				
16- 0	0- 0	0- 0	CONFERENCE	1- 0	15- 0	10- 0				
9- 0	0- 0	0- 0	HOME	1- 0	8- 0	5- 0				
7- 0	0- 0	0- 0	AWAY	0- 0	7- 0	5- 0				
0- 0	0- 0	0- 0	NEUTRAL	0- 0	0- 0	0- 0				

American

American

RPI 1-25				RPI 26-50				RPI 51-100 Team's RPI: 58				RPI 101+			
RPI	S	Opponent	Score	RPI	S	Opponent	Score	RPI	S	Opponent	Score	RPI	S	Opponent	Score
23	N	Villanova	60 65					82	H	Navy	46 41	101	A	George Mason	53 71
								84	H	Penn St.	75 66	102	H	Bucknell	68 58
								88	A	George Washington	44 61	127	A	Delaware	56 72
												164	A	Army West Point	64 46
												164	H	Army West Point	71 63
												170	H	Youngstown St.	78 72
												172	H	Denver	66 53
												179	A	Tulsa	72 67
												196	A	Lehigh	60 44
												196	H	Lehigh	82 64
												204	A	Boston U.	61 54
												204	H	Boston U.	66 50
												224	A	Lafayette	74 67
												224	H	Lafayette	74 66
												236	A	Holy Cross	68 63
												236	H	Holy Cross	72 57
												240	H	La Salle	66 48
												246	A	Loyola Maryland	71 58
												246	H	Loyola Maryland	69 56
												275	A	Colgate	77 55
												275	H	Colgate	67 44
												289	A	Vermont	64 62
												320	A	UMBC	61 48
LAST 12 Division I GAMES:															
236	H	Holy Cross	72 57	275	H	Colgate	67 44								
224	H	Lafayette	74 66	236	A	Holy Cross	68 63								
204	A	Boston U.	61 54	224	A	Lafayette	74 67								
196	A	Lehigh	60 44	204	H	Boston U.	66 50								
246	H	Loyola Maryland	69 56	196	H	Lehigh	82 64								
164	H	Army West Point	71 63	246	A	Loyola Maryland	71 58								

Non-Div I Games:

American

Loss,
Non-Conf,
S Site,
H Home
A Away
N Neutral

Average RPI Win:	271	WON-LOST	WINNING	LAST 10	STRENGTH OF	OPP. STRENGTH	TEAM	ADJ.	CONF.	ADJ CONF.
Average RPI Loss:	149	RECORD	PCT. RANK	GAMES	SCHEDULE	OF SCHEDULE	RPI	RPI	RPI	RPI
DIV. I ONLY	7- 19	287	3- 7	164	240	272	272	22	22	
DIV. I NON-CONF.	2- 9	295	0- 0	159	190	258	258	23	23	

TOTALS	RPI 1-25	RPI 26-50	W-L RECORDS	RPI 51-100	RPI 101-999	RPI 201+				
7- 19	0- 0	0- 0	OVERALL	0- 3	7- 16	5- 3				
4- 8	0- 0	0- 0	HOME	0- 2	4- 6	2- 0				
3- 11	0- 0	0- 0	AWAY	0- 0	3- 6	3- 2				
0- 0	0- 0	0- 0	NEUTRAL	0- 0	0- 0	0- 0				
2- 9	0- 0	0- 0	NON-CONFERENCE	0- 3	2- 6	2- 2				
0- 4	0- 0	0- 0	HOME	0- 2	0- 2	0- 0				
2- 5	0- 0	0- 0	AWAY	0- 1	2- 4	2- 2				
0- 0	0- 0	0- 0	NEUTRAL	0- 0	0- 0	0- 0				
5- 10	0- 0	0- 0	CONFERENCE	0- 0	5- 10	3- 1				
4- 4	0- 0	0- 0	HOME	0- 0	4- 4	2- 0				
1- 6	0- 0	0- 0	AWAY	0- 0	1- 6	1- 1				
0- 0	0- 0	0- 0	NEUTRAL	0- 0	0- 0	0- 0				

RPI 1-25				RPI 26-50				RPI 51-100				RPI 101+				Team's RPI: 272
RPI	S	Opponent	Score	RPI	S	Opponent	Score	RPI	S	Opponent	Score	RPI	S	Opponent	Score	
								69	H	Georgia Tech	41 75	107	A	North Carolina	43 56	
								79	H	UAB	59 70	108	H	Little Rock	40 52	
								100	A	Wake Forest	49 78	128	H	ETSU	57 70	
												132	A	Texas St.	50 92	
												132	H	Texas St.	54 69	
												141	A	South Ala.	52 54	
												141	H	South Ala.	57 56	
												156	A	Radford	40 61	
												159	A	UT Arlington	48 49	
												159	H	UT Arlington	60 64	
												168	A	Troy	74 81	
												168	H	Troy	64 93	
												170	H	Davidson	57 59	
												176	A	Louisiana	45 61	
												198	H	Arkansas St.	68 66	
												206	A	N. C. A&T	56 81	
												216	A	UNC Asheville	60 69	
												253	A	Col. of Charleston	76 70	
												256	A	Coastal Caro.	68 73	
												315	H	Georgia St.	77 62	
												319	A	Marshall	56 54	
												329	H	Ga. Southern	87 56	
												339	A	La. -Monroe	71 67	
LAST 12 Division I GAMES:																
				168	H	Troy	64 93			108	H	Little Rock	40 52			
				141	H	South Ala.	57 56			141	A	South Ala.	52 54			
				256	A	Coastal Caro.	68 73			168	A	Troy	74 81			
				132	A	Texas St.	50 92			329	H	Ga. Southern	87 56			
				159	A	UT Arlington	48 49			315	H	Georgia St.	77 62			
				198	H	Arkansas St.	68 66			339	A	La. -Monroe	71 67			

Non-Div I Games:

Appalachian St.

■ Loss,
 ■ Non-Conf,
 ■ S Site,
 ■ H Home
 ■ A Away
 N Neutral

Average RPI Win:	253	WON-LOST	WINNING	LAST 10	STRENGTH OF	OPP. STRENGTH	TEAM	ADJ.	CONF.	ADJ CONF.
Average RPI Loss:	108	RECORD	PCT. RANK	GAMES	SCHEDULE	OF SCHEDULE	RPI	RPI	RPI	RPI
DIV. I ONLY	6- 21	309	2- 8	165	68	281	281	5	5	
DIV. I NON-CONF.	4- 7	226	0- 0	343	270	338	338	3	3	

TOTALS	RPI 1-25	RPI 26-50	W-L RECORDS	RPI 51-100	RPI 101-999	RPI 201+				
6- 21	0- 4	0- 6	OVERALL	0- 4	6- 7	4- 5				
5- 8	0- 1	0- 2	HOME	0- 2	5- 3	3- 3				
1- 12	0- 3	0- 4	AWAY	0- 1	1- 4	1- 2				
0- 1	0- 0	0- 0	NEUTRAL	0- 1	0- 0	0- 0				
4- 7	0- 0	0- 0	NON-CONFERENCE	0- 1	4- 6	4- 5				
3- 3	0- 0	0- 0	HOME	0- 0	3- 3	3- 3				
1- 3	0- 0	0- 0	AWAY	0- 0	1- 3	1- 2				
0- 1	0- 0	0- 0	NEUTRAL	0- 1	0- 0	0- 0				
2- 14	0- 4	0- 6	CONFERENCE	0- 3	2- 1	0- 0				
2- 5	0- 1	0- 2	HOME	0- 2	2- 0	0- 0				
0- 9	0- 3	0- 4	AWAY	0- 1	0- 1	0- 0				
0- 0	0- 0	0- 0	NEUTRAL	0- 0	0- 0	0- 0				

RPI 1-25				RPI 26-50				RPI 51-100				RPI 101+ Team's RPI: 281			
RPI	S	Opponent	Score	RPI	S	Opponent	Score	RPI	S	Opponent	Score	RPI	S	Opponent	Score
8	A	Oregon	44 62	36	A	Cal i forni a	39 63	71	N	TCU	59 68	142	A	Loyol a Marymount	70 84
9	A	UCLA	46 69	36	H	Cal i forni a	51 53	94	A	Utah	55 89	147	A	Col orado	60 79
14	A	Stanford	42 79	38	A	Oregon St.	48 88	94	H	Utah	56 80	147	H	Col orado	72 63
14	H	Stanford	46 61	40	A	Ari zona St.	50 75	98	H	Washi ngton St.	60 78	184	H	Washi ngton	72 70
				40	H	Ari zona St.	45 69					203	A	CSUN	63 66
				49	A	Southern Cal i forni a	52 78					233	H	New Mexico St.	83 44

LAST 12 Di vi si on I GAMES:															
				40	H	Ari zona St.	45 69	14	A	Stanford	42 79				
				40	A	Ari zona St.	50 75	36	A	Cal i forni a	39 63				
				49	A	Southern Cal i forni a	52 78	94	H	Utah	56 80				
				9	A	UCLA	46 69	147	H	Col orado	72 63				
				184	H	Washi ngton	72 70	38	A	Oregon St.	48 88				
				98	H	Washi ngton St.	60 78	8	A	Oregon	44 62				

Non-Di v I Games:

Ari zona

Average RPI	Win:	158	WON-LOST	WINNING	LAST 10	STRENGTH OF	OPP. STRENGTH	TEAM	ADJ.	CONF.	ADJ CONF.
Average RPI	Loss:	26	RECORD	PCT. RANK	GAMES	SCHEDULE	OF SCHEDULE	RPI	RPI	RPI	RPI
DIV. I ONLY		19- 9		74	6- 4	59	29	40	40	5	5
DIV. I NON-CONF.		9- 3		61	0- 0	99	27	53	53	3	3

TOTALS	RPI 1-25		RPI 26-50		W-L RECORDS	RPI 51-100		RPI 101-999		RPI 201+	
19- 9	2- 6		2- 2		OVERALL	2- 1		13- 0		7- 0	
13- 1	2- 0		1- 0		HOME	1- 1		9- 0		5- 0	
5- 6	0- 4		1- 2		AWAY	1- 0		3- 0		1- 0	
1- 2	0- 2		0- 0		NEUTRAL	0- 0		1- 0		1- 0	
9- 3	1- 3		0- 0		NON-CONFERENCE	0- 0		8- 0		5- 0	
7- 0	1- 0		0- 0		HOME	0- 0		6- 0		4- 0	
1- 1	0- 1		0- 0		AWAY	0- 0		1- 0		0- 0	
1- 2	0- 2		0- 0		NEUTRAL	0- 0		1- 0		1- 0	
10- 6	1- 3		2- 2		CONFERENCE	2- 1		5- 0		2- 0	
6- 1	1- 0		1- 0		HOME	1- 1		3- 0		1- 0	
4- 5	0- 3		1- 2		AWAY	1- 0		2- 0		1- 0	
0- 0	0- 0		0- 0		NEUTRAL	0- 0		0- 0		0- 0	

RPI 1-25				RPI 26-50				Team's RPI: 40				RPI 51-100				RPI 101+			
RPI	S	Opponent	Score	RPI	S	Opponent	Score	RPI	S	Opponent	Score	RPI	S	Opponent	Score	RPI	S	Opponent	Score
3	N	Mississippi St.	57 65	36	A	Cal i forn i a	57 42	94	A	Utah	83 81	116	H	Arkansas	89 43				
6	A	Florida St.	66 77	36	H	Cal i forn i a	80 71	94	H	Utah	56 58	130	H	Idaho	77 33				
8	A	Oregon	64 74	38	A	Oregon St.	54 57	98	H	Washi ngton St.	77 51	134	A	Fresno St.	81 49				
9	A	UCLA	63 71	49	A	Southern Cal i forn i a	62 77					147	A	Col orado	72 47				
14	A	Stanford	50 74									147	H	Col orado	73 59				
14	H	Stanford	73 66									184	H	Washi ngton	61 41				
15	H	Buffalo	76 57									213	N	Col umbi a	72 48				
16	N	Green Bay	48 61									231	H	UC Ri versi de	73 48				
												275	H	Col gate	65 54				
												280	H	Sacramento St.	106 58				
												281	A	Ari zona	69 45				
												281	H	Ari zona	75 50				
												296	H	UTSA	74 42				

LAST 12 Di vi si on I GAMES:																			
281	A	Ari zona	69 45	36	A	Cal i forn i a	57 42	14	A	Stanford	50 74								
281	H	Ari zona	75 50	147	H	Col orado	73 59	94	H	Utah	56 58								
9	A	UCLA	63 71	8	A	Oregon	64 74	38	A	Oregon St.	54 57								
49	A	Southern Cal i forn i a	62 77																
98	H	Washing ton St.	77 51																
184	H	Washing ton	61 41																

Non-Di v I Games:

Ari zona St.

Average RPI Win:	300	WON-LOST	WINNING	LAST 10	STRENGTH OF	OPP. STRENGTH	TEAM	ADJ.	CONF.	ADJ CONF.
Average RPI Loss:	217	RECORD	PCT. RANK	GAMES	SCHEDULE	OF SCHEDULE	RPI	RPI	RPI	RPI
DIV. I ONLY	4- 19	321	3- 7	310	339	338	338	32	32	
DIV. I NON-CONF.	0- 8	337	0- 0	158	92	330	330	32	32	

TOTALS	RPI 1-25	RPI 26-50	W-L RECORDS	RPI 51-100	RPI 101-999	RPI 201+				
4- 19	0- 1	0- 1	OVERALL	0- 1	4- 16	4- 13				
3- 5	0- 0	0- 0	HOME	0- 0	3- 5	3- 4				
1- 12	0- 0	0- 0	AWAY	0- 0	1- 0	1- 0				
0- 2	0- 0	0- 0	NEUTRAL	0- 0	0- 2	0- 2				
0- 8	0- 1	0- 1	NON-CONFERENCE	0- 1	0- 5	0- 4				
0- 0	0- 0	0- 0	HOME	0- 0	0- 0	0- 0				
0- 6	0- 1	0- 1	AWAY	0- 1	0- 3	0- 2				
0- 2	0- 0	0- 0	NEUTRAL	0- 0	0- 2	0- 2				
4- 11	0- 0	0- 0	CONFERENCE	0- 0	4- 11	4- 9				
3- 5	0- 0	0- 0	HOME	0- 0	3- 5	3- 4				
1- 6	0- 0	0- 0	AWAY	0- 0	1- 6	1- 5				
0- 0	0- 0	0- 0	NEUTRAL	0- 0	0- 0	0- 0				

RPI 1-25				RPI 26-50				RPI 51-100				RPI 101+ Team's RPI: 338			
RPI	S	Opponent	Score	RPI	S	Opponent	Score	RPI	S	Opponent	Score	RPI	S	Opponent	Score
18	A	Iowa	45 85	29	A	Dayton	43 81	66	A	Nebraska	52 73	179	A	Tulsa	37 87
												187	A	Southern U.	46 59
												187	H	Southern U.	52 71
												217	N	Oakland	37 69
												228	H	Grambling	57 66
												229	A	Texas Tech	47 74
												239	A	Texas Southern	52 58
												239	H	Texas Southern	61 59
												242	A	Austin Peay	61 97
												257	A	Prairie View	52 64
												257	H	Prairie View	72 89
												270	N	Towson	44 70
												294	A	Alcorn	58 76
												294	H	Alcorn	77 80
												304	A	Alabama St.	54 63
												304	H	Alabama St.	55 53
												307	H	Jackson St.	54 60
												316	A	Alabama A&M	49 52
												316	H	Alabama A&M	57 48
												341	A	Mississippi Val.	64 59

LAST 12 Division I GAMES:															
239	H	Texas Southern	61 59	307	H	Jackson St.	54 60								
257	H	Prairie View	72 89	228	H	Grambling	57 66								
294	A	Alcorn	58 76	239	A	Texas Southern	52 58								
187	A	Southern U.	46 59	257	A	Prairie View	52 64								
304	H	Alabama St.	55 53	294	H	Alcorn	77 80								
316	H	Alabama A&M	57 48	187	H	Southern U.	52 71								

Non-Div I Games: Tougalo 71 51 Philander Smith 81 73

Ark. -Pine Bluff

Loss,
Non-Conf,
S Site,
H Home
A Away
N Neutral

Average RPI	Win:	180	WON-LOST	WINNING	LAST 10	STRENGTH OF	OPP. STRENGTH	TEAM	ADJ.	CONF.	ADJ CONF.
Average RPI	Loss:	64	RECORD	PCT. RANK	GAMES	SCHEDULE	OF SCHEDULE	RPI	RPI	RPI	RPI
DIV. I ONLY		12- 15	204	2- 8	35	72	116	116	2	2	
DIV. I NON-CONF.		9- 4	82	0- 0	164	223	77	77	2	2	

TOTALS	RPI 1-25		RPI 26-50		W-L RECORDS		RPI 51-100		RPI 101-999		RPI 201+
12- 15	0- 6		0- 2		OVERALL		1- 4		11- 3		4- 0
8- 6	0- 3		0- 0		HOME		0- 2		8- 1		3- 0
3- 9	0- 3		0- 2		AWAY		1- 2		2- 2		0- 0
1- 0	0- 0		0- 0		NEUTRAL		0- 0		1- 0		1- 0
9- 4	0- 0		0- 1		NON-CONFERENCE		0- 1		9- 2		4- 0
7- 0	0- 0		0- 0		HOME		0- 0		7- 0		3- 0
1- 4	0- 0		0- 1		AWAY		0- 1		1- 2		0- 0
1- 0	0- 0		0- 0		NEUTRAL		0- 0		1- 0		1- 0
3- 11	0- 6		0- 1		CONFERENCE		1- 3		2- 1		0- 0
1- 6	0- 3		0- 0		HOME		0- 2		1- 1		0- 0
2- 5	0- 3		0- 1		AWAY		1- 1		1- 0		0- 0
0- 0	0- 0		0- 0		NEUTRAL		0- 0		0- 0		0- 0

RPI	S	Opponent	Score	RPI	S	Opponent	Score	RPI	S	Opponent	Score	RPI	S	Opponent	Score	Team's RPI: 116
3	A	Mississippi St.	69 111	27	A	Georgia	65 78	66	A	Nebraska	69 80	104	A	Auburn	68 58	
10	H	Tennessee	85 90	40	A	Arizona St.	43 89	81	A	Alabama	74 66	138	H	Charlotte	73 72	
12	A	Missouri	54 88					81	H	Alabama	76 83	144	H	Ole Miss	73 72	
12	H	Missouri	58 84					95	A	Kentucky	57 78	145	A	Kansas	60 71	
17	A	South Carolina	42 90					95	H	Kentucky	65 76	146	H	Samford	84 63	
25	H	LSU	57 62									158	H	Florida	51 65	
												159	H	UT Arlington	91 57	
												167	A	UTEP	61 64	
												179	H	Tulsa	67 41	
												181	A	Oral Roberts	77 66	
												226	H	Abilene Christian	79 65	
												228	H	Grambling	79 62	
												233	N	New Mexico St.	69 60	
												337	H	Sam Houston St.	65 54	

LAST 12 Division I GAMES:																
25	H	LSU	57 62	17	A	South Carolina	42 90									
95	A	Kentucky	57 78	12	A	Missouri	54 88									
12	H	Missouri	58 84	158	H	Florida	51 65									
10	H	Tennessee	85 90	104	A	Auburn	68 58									
81	A	Alabama	74 66	27	A	Georgia	65 78									
95	H	Kentucky	65 76	81	H	Alabama	76 83									

Non-Div I Games:

Arkansas

Loss,
Non-Conf, S Site, H Home
A Away
N Neutral

Average RPI Win:	251	WON-LOST	WINNING	LAST 10	STRENGTH OF	OPP. STRENGTH	TEAM	ADJ.	CONF.	ADJ CONF.
Average RPI Loss:	133	RECORD	PCT. RANK	GAMES	SCHEDULE	OF SCHEDULE	RPI	RPI	RPI	RPI
DIV. I ONLY	13- 12	163	5- 5	253	185	198	198	22	22	
DIV. I NON-CONF.	5- 6	187	0- 0	156	78	163	163	23	23	

TOTALS	RPI 1-25	RPI 26-50	W-L RECORDS	RPI 51-100	RPI 101-999	RPI 201+				
13- 12	0- 1	0- 0	OVERALL	0- 2	13- 9	8- 1				
8- 4	0- 0	0- 0	HOME	0- 1	8- 3	5- 0				
5- 8	0- 1	0- 0	AWAY	0- 1	5- 6	3- 1				
0- 0	0- 0	0- 0	NEUTRAL	0- 0	0- 0	0- 0				
5- 6	0- 1	0- 0	NON-CONFERENCE	0- 2	5- 3	2- 0				
4- 1	0- 0	0- 0	HOME	0- 1	4- 0	2- 0				
1- 5	0- 1	0- 0	AWAY	0- 1	1- 3	0- 0				
0- 0	0- 0	0- 0	NEUTRAL	0- 0	0- 0	0- 0				
8- 6	0- 0	0- 0	CONFERENCE	0- 0	8- 6	6- 1				
4- 3	0- 0	0- 0	HOME	0- 0	4- 3	3- 0				
4- 3	0- 0	0- 0	AWAY	0- 0	4- 3	3- 1				
0- 0	0- 0	0- 0	NEUTRAL	0- 0	0- 0	0- 0				

RPI 1-25				RPI 26-50				RPI 51-100				RPI 101+				Team's RPI: 198
RPI	S	Opponent	Score	RPI	S	Opponent	Score	RPI	S	Opponent	Score	RPI	S	Opponent	Score	
19	A	South Fla.	55 98					52	A	Indiana	51 93	108	A	Little Rock	43 53	
								68	H	Belmont	52 83	108	H	Little Rock	58 64	
												132	H	Texas St.	55 67	
												141	A	South Ala.	75 60	
												144	A	Ole Miss	48 74	
												158	A	Florida	70 69	
												159	H	UT Arlington	85 80	
												167	H	UTEP	76 73	
												168	A	Troy	78 95	
												173	A	Pittsburgh	47 87	
												176	H	Louisiana	75 77	
												179	A	Tulsa	58 68	
												193	H	UT Martin	84 73	
												228	H	Grambling	76 56	
												256	A	Coastal Caro.	70 63	
												272	A	Appalachian St.	66 68	
												315	A	Georgia St.	75 58	
												315	H	Georgia St.	76 63	
												328	H	Tennessee St.	68 62	
												329	A	Ga. Southern	71 62	
												329	H	Ga. Southern	69 48	
												339	H	La. -Monroe	76 62	

LAST 12 Division I GAMES:																
108	H	Little Rock	58 64	256	A	Coastal Caro.	70 63	108	A	Little Rock	43 53					
141	A	South Ala.	75 60	159	H	UT Arlington	85 80	132	H	Texas St.	55 67					
168	A	Troy	78 95	315	A	Georgia St.	75 58	315	H	Georgia St.	76 63					
329	H	Ga. Southern	69 48	329	A	Ga. Southern	71 62									
315	H	Georgia St.	76 63													
272	A	Appalachian St.	66 68													

Non-Div I Games:

Arkansas St.

Average RPI Win:	228	WON-LOST	WINNING	LAST 10	STRENGTH OF	OPP. STRENGTH	TEAM	ADJ.	CONF.	ADJ CONF.
Average RPI Loss:	142	RECORD	PCT. RANK	GAMES	SCHEDULE	OF SCHEDULE	RPI	RPI	RPI	RPI
DIV. I ONLY	14- 12	153	6- 4	173	217	164	164	15	15	
DIV. I NON-CONF.	6- 4	122	0- 0	210	294	142	142	18	18	

TOTALS	RPI 1-25	RPI 26-50	W-L RECORDS	RPI 51-100	RPI 101-999	RPI 201+				
14- 12	0- 0	0- 1	OVERALL	1- 4	13- 7	10- 4				
8- 5	0- 0	0- 0	HOME	1- 2	7- 3	5- 2				
6- 7	0- 0	0- 1	AWAY	0- 2	6- 4	5- 2				
0- 0	0- 0	0- 0	NEUTRAL	0- 0	0- 0	0- 0				
6- 4	0- 0	0- 1	NON-CONFERENCE	1- 0	5- 3	3- 2				
4- 1	0- 0	0- 0	HOME	1- 0	3- 1	2- 0				
2- 3	0- 0	0- 1	AWAY	0- 0	2- 2	1- 2				
0- 0	0- 0	0- 0	NEUTRAL	0- 0	0- 0	0- 0				
8- 8	0- 0	0- 0	CONFERENCE	0- 4	8- 4	7- 2				
4- 4	0- 0	0- 0	HOME	0- 2	4- 2	3- 2				
4- 4	0- 0	0- 0	AWAY	0- 2	4- 2	4- 0				
0- 0	0- 0	0- 0	NEUTRAL	0- 0	0- 0	0- 0				

RPI 1-25				RPI 26-50				RPI 51-100				RPI 101+				Team's RPI: 164
RPI	S	Opponent	Score	RPI	S	Opponent	Score	RPI	S	Opponent	Score	RPI	S	Opponent	Score	
				30	A	Marquette	53 83	58	A	American	63 71	102	A	Bucknell	36 60	
								58	H	American	46 64	118	A	Yale	82 65	
								82	A	Navy	44 70	127	H	Delaware	59 70	
								82	H	Navy	46 55	149	H	Binghamton	73 61	
								90	H	Dartmouth	71 56	196	A	Lehigh	55 59	
												196	H	Lehigh	55 50	
												204	H	Boston U.	59 60	
												224	A	Lafayette	65 60	
												224	H	Lafayette	48 39	
												236	A	Holy Cross	66 57	
												236	H	Holy Cross	62 70	
												246	A	Loyola Maryland	69 62	
												246	H	Loyola Maryland	62 47	
												266	A	St. Francis Brooklyn	52 73	
												267	A	Fairleigh Dickinson	56 58	
												275	A	Colgate	62 54	
												275	H	Colgate	69 49	
												286	H	LIU Brooklyn	71 37	
												297	A	Air Force	65 59	
												335	H	NJIT	79 49	

LAST 12 Division I GAMES:																
				275	H	Colgate	69 49	246	H	Loyola Maryland	62 47					
				196	H	Lehigh	55 50	275	A	Colgate	62 54					
				236	A	Holy Cross	66 57	196	A	Lehigh	55 59					
				82	H	Navy	46 55	236	H	Holy Cross	62 70					
				224	H	Lafayette	48 39	82	A	Navy	44 70					
				58	A	American	63 71	224	A	Lafayette	65 60					

Non-Div I Games: St. Joseph's (Brkln)107 46

Army West Point

Average RPI Win: 161

Average RPI Loss: 61

WON-LOST
RECORDWINNING
PCT. RANKLAST 10
GAMESSTRENGTH OF
SCHEDULEOPP. STRENGTH
OF SCHEDULETEAM
RPIADJ.
RPICONF.
RPIADJ CONF.
RPIDIV. I ONLY
DIV. I NON-CONF.12- 13
8- 3191
653- 7
0- 052
19446
158104
87104
872
22
2

TOTALS

RPI 1-25

RPI 26-50

W-L RECORDS

RPI 51-100

RPI 101-999

RPI 201+

12- 13

1- 6

0- 1

OVERALL

2- 3

9- 3

3- 0

9- 3

1- 2

0- 0

HOME

1- 0

7- 1

3- 0

2- 8

0- 4

0- 1

AWAY

1- 3

1- 0

0- 0

1- 2

0- 0

0- 0

NEUTRAL

0- 0

1- 2

0- 0

8- 3

0- 0

0- 0

NON-CONFERENCE

1- 1

7- 2

3- 0

5- 0

0- 0

0- 0

HOME

0- 0

5- 0

3- 0

2- 1

0- 0

0- 0

AWAY

1- 1

1- 0

0- 0

1- 2

0- 0

0- 0

NEUTRAL

0- 0

1- 2

0- 0

4- 10

1- 6

0- 1

CONFERENCE

1- 2

2- 1

0- 0

4- 3

1- 2

0- 0

HOME

1- 0

2- 1

0- 0

0- 7

0- 4

0- 1

AWAY

0- 2

0- 0

0- 0

0- 0

0- 0

0- 0

NEUTRAL

0- 0

0- 0

0- 0

RPI 1-25

RPI 26-50

RPI 51-100

RPI 101+

Team's RPI: 104

RPI	S	Opponent	Score
10	A	Tennessee	59 70
12	H	Missouri	51 59
17	A	South Carolina	63 71
21	A	Texas A&M	59 78
21	H	Texas A&M	73 82
25	A	LSU	56 59
25	H	LSU	70 62

RPI	S	Opponent	Score
27	A	Georgia	48 60

RPI	S	Opponent	Score
52	A	Indiana	65 53
75	A	Virginia Tech	63 72
81	A	Alabama	60 70
81	H	Alabama	69 60
95	A	Kentucky	48 65

RPI	S	Opponent	Score
115	N	Chattanooga	41 50
116	H	Arkansas	58 68
121	N	Georgetown	60 40
135	H	Vanderbilt	63 60
158	H	Florida	84 55
165	H	Louisiana Tech	75 59
176	A	Louisiana	70 60
183	N	Northwestern	48 49
187	H	Southern U.	65 47
206	H	N.C. A&T	63 53
290	H	Southeastern La.	80 46
339	H	La.-Monroe	67 41

LAST 12 Division I GAMES:

81	A	Alabama	60 70	81	H	Alabama	69 60
12	H	Missouri	51 59	27	A	Georgia	48 60
135	H	Vanderbilt	63 60	25	A	LSU	56 59
25	H	LSU	70 62	116	H	Arkansas	58 68
21	A	Texas A&M	59 78	17	A	South Carolina	63 71
95	A	Kentucky	48 65	21	H	Texas A&M	73 82

Non-Div I Games:

Xavier (LA)

70 44

Auburn

Loss,
 Non-Conf,
 S Site,
 H Home
A Away
 N Neutral

Average RPI Win:	291	WON-LOST	WINNING	LAST 10	STRENGTH OF	OPP. STRENGTH	TEAM	ADJ.	CONF.	ADJ CONF.
Average RPI Loss:	170	RECORD	PCT. RANK	GAMES	SCHEDULE	OF SCHEDULE	RPI	RPI	RPI	RPI
DIV. I ONLY	13- 13	173	4- 6	335	277	242	242	25	25	
DIV. I NON-CONF.	5- 4	146	0- 0	324	297	216	216	27	27	

TOTALS	RPI 1-25	RPI 26-50	W-L RECORDS	RPI 51-100	RPI 101-999	RPI 201+				
13- 13	0- 0	0- 1	OVERALL	0- 1	13- 11	12- 3				
7- 4	0- 0	0- 0	HOME	0- 0	7- 4	6- 0				
6- 9	0- 0	0- 0	AWAY	0- 1	6- 1	6- 0				
0- 0	0- 0	0- 0	NEUTRAL	0- 0	0- 0	0- 0				
5- 4	0- 0	0- 1	NON-CONFERENCE	0- 0	5- 3	5- 1				
2- 1	0- 0	0- 0	HOME	0- 0	2- 1	2- 0				
3- 3	0- 0	0- 1	AWAY	0- 0	3- 2	3- 1				
0- 0	0- 0	0- 0	NEUTRAL	0- 0	0- 0	0- 0				
8- 9	0- 0	0- 0	CONFERENCE	0- 1	8- 8	7- 2				
5- 3	0- 0	0- 0	HOME	0- 0	5- 3	4- 0				
3- 6	0- 0	0- 0	AWAY	0- 1	3- 5	3- 2				
0- 0	0- 0	0- 0	NEUTRAL	0- 0	0- 0	0- 0				

RPI 1-25				RPI 26-50				RPI 51-100				RPI 101+				Team's RPI: 242
RPI	S	Opponent	Score	RPI	S	Opponent	Score	RPI	S	Opponent	Score	RPI	S	Opponent	Score	
				39	A	Ball St.	57 89	68	A	Bel mont	75 78	106	A	Butler	54 75	
												113	H	Western Ill.	68 81	
												148	A	SIUE	55 67	
												148	H	SIUE	38 61	
												180	A	Jacksonville St.	47 65	
												180	H	Jacksonville St.	50 51	
												193	A	UT Martin	66 100	
												193	H	UT Martin	69 62	
												199	H	Morehead St.	59 66	
												220	A	Southeast Mo. St.	61 50	
												220	H	Southeast Mo. St.	66 65	
												223	A	Illinois	47 59	
												243	A	Northern Ky.	53 52	
												260	A	Lipscomb	71 63	
												300	A	Murray St.	65 91	
												308	H	Eastern Ky.	59 45	
												314	A	Tennessee Tech	59 63	
												314	H	Tennessee Tech	53 52	
												316	A	Alabama A&M	55 52	
												328	A	Tennessee St.	75 59	
												338	H	Ark.-Pine Bluff	97 61	
												347	A	Eastern Ill.	75 66	
												347	H	Eastern Ill.	69 59	
												349	H	Evansville	82 73	
LAST 12 Division I GAMES:																
				148	A	SIUE	55 67	193	A	UT Martin	66 100					
				180	H	Jacksonville St.	50 51	199	H	Morehead St.	59 66					
				314	H	Tennessee Tech	53 52	308	H	Eastern Ky.	59 45					
				347	A	Eastern Ill.	75 66	68	A	Bel mont	75 78					
				300	A	Murray St.	65 91	328	A	Tennessee St.	75 59					
				220	A	Southeast Mo. St.	61 50	180	A	Jacksonville St.	47 65					

Non-Div I Games: Christian Bros. 73 50 Trevecca Nazarene 80 72

Austin Peay

Average RPI Win:	212	WON-LOST	WINNING	LAST 10	STRENGTH OF	OPP. STRENGTH	TEAM	ADJ.	CONF.	ADJ CONF.
Average RPI Loss:	128	RECORD	PCT. RANK	GAMES	SCHEDULE	OF SCHEDULE	RPI	RPI	RPI	RPI
DIV. I ONLY	15- 12	143	5- 5	168	136	140	140	14	14	
DIV. I NON-CONF.	5- 6	187	0- 0	197	113	208	208	12	12	

TOTALS	RPI 1-25	RPI 26-50	W-L RECORDS	RPI 51-100	RPI 101-999	RPI 201+				
15- 12	0- 0	0- 4	OVERALL	2- 1	13- 7	8- 1				
10- 4	0- 0	0- 2	HOME	2- 0	8- 2	5- 1				
5- 8	0- 0	0- 2	AWAY	0- 1	5- 5	3- 0				
0- 0	0- 0	0- 0	NEUTRAL	0- 0	0- 0	0- 0				
5- 6	0- 0	0- 3	NON-CONFERENCE	1- 0	4- 3	3- 1				
4- 2	0- 0	0- 1	HOME	1- 0	3- 1	3- 1				
1- 4	0- 0	0- 2	AWAY	0- 0	1- 2	0- 0				
0- 0	0- 0	0- 0	NEUTRAL	0- 0	0- 0	0- 0				
10- 6	0- 0	0- 1	CONFERENCE	1- 1	9- 4	5- 0				
6- 2	0- 0	0- 1	HOME	1- 0	5- 1	2- 0				
4- 4	0- 0	0- 0	AWAY	0- 1	4- 3	3- 0				
0- 0	0- 0	0- 0	NEUTRAL	0- 0	0- 0	0- 0				

RPI 1-25				RPI 26-50				RPI 51-100				RPI 101+				Team's RPI: 140	
RPI	S	Opponent	Score	RPI	S	Opponent	Score	RPI	S	Opponent	Score	RPI	S	Opponent	Score		
				27	H	Georgi a	63 79	76	A	Saint Mary's (CA)	49 57	123	A	Col orado St.	54 56		
				36	A	Cal i forni a	45 70	76	H	Saint Mary's (CA)	63 54	142	A	Loyol a Marymount	67 55		
				37	A	Northern Colo.	74 79	94	H	Utah	77 68	142	H	Loyol a Marymount	62 52		
				48	H	Gonzaga	70 84					154	A	San Franci sco	73 76		
												154	H	San Franci sco	70 66		
												169	A	Eastern Wash.	73 69		
												177	A	Paci fi c	76 83		
												177	H	Paci fi c	77 65		
												184	A	Washi ngton	72 80		
												189	A	San Di ego	69 70		
												189	H	San Di ego	60 66		
												230	A	Pepperdi ne	73 67		
												230	H	Pepperdi ne	78 43		
												234	H	Montana St.	75 54		
												285	A	Santa Clara	55 34		
												285	H	Santa Clara	65 47		
												298	H	Utah St.	69 76		
												317	A	Portland	72 58		
												321	H	Southern Utah	75 67		
												325	H	Utah Valley	75 54		
LAST 12 Division I GAMES:																	
				189	H	San Di ego	60 66					177	A	Paci fi c	76 83		
				230	H	Pepperdi ne	78 43					76	H	Saint Mary's (CA)	63 54		
				154	A	San Franci sco	73 76					189	A	San Di ego	69 70		
				285	A	Santa Clara	55 34					142	A	Loyol a Marymount	67 55		
				48	H	Gonzaga	70 84					285	H	Santa Clara	65 47		
				142	H	Loyol a Marymount	62 52					230	A	Pepperdi ne	73 67		

Non-Div I Games:

BYU

■ Loss,
 ■ Non-Conf,
 S Site,
 ■ Home
 ■ Away
 N Neutral

Average RPI Win:	159	WON-LOST	WINNING	LAST 10	STRENGTH OF	OPP. STRENGTH	TEAM	ADJ.	CONF.	ADJ CONF.
Average RPI Loss:	47	RECORD	PCT. RANK	GAMES	SCHEDULE	OF SCHEDULE	RPI	RPI	RPI	RPI
DIV. I ONLY	21- 4	15	8- 2	137	85	39	39	7	7	
DIV. I NON-CONF.	10- 0	1	0- 0	172	88	19	19	8	8	

TOTALS	RPI 1-25	RPI 26-50	W-L RECORDS	RPI 51-100	RPI 101-999	RPI 201+				
21- 4	0- 1	2- 1	OVERALL	2- 2	17- 0	8- 0				
12- 2	0- 1	1- 1	HOME	2- 0	9- 0	5- 0				
9- 2	0- 0	1- 0	AWAY	0- 2	8- 0	3- 0				
0- 0	0- 0	0- 0	NEUTRAL	0- 0	0- 0	0- 0				
10- 0	0- 0	2- 0	NON-CONFERENCE	1- 0	7- 0	4- 0				
6- 0	0- 0	1- 0	HOME	1- 0	4- 0	3- 0				
4- 0	0- 0	1- 0	AWAY	0- 0	3- 0	1- 0				
0- 0	0- 0	0- 0	NEUTRAL	0- 0	0- 0	0- 0				
11- 4	0- 1	0- 1	CONFERENCE	1- 2	10- 0	4- 0				
6- 2	0- 1	0- 1	HOME	1- 0	5- 0	2- 0				
5- 2	0- 0	0- 0	AWAY	0- 2	5- 0	2- 0				
0- 0	0- 0	0- 0	NEUTRAL	0- 0	0- 0	0- 0				

RPI 1-25				RPI 26-50				Team's RPI: 39				RPI 51-100				RPI 101+			
RPI	S	Opponent	Score	RPI	S	Opponent	Score	RPI	S	Opponent	Score	RPI	S	Opponent	Score	RPI	S	Opponent	Score
15	H	Buffalo	80 84	26	H	Central Mich.	65 69	60	A	Toledo	66 72	105	A	Cleveland St.	76 64				
				44	H	Western Ky.	93 81	85	A	Ohio	76 80	106	H	Butler	87 75				
				45	A	Purdue	66 60	87	H	Miami (OH)	86 61	111	A	Western Mich.	81 71				
								97	H	Missouri St.	70 58	111	H	Western Mich.	85 58				
												126	A	Northern Ill.	72 50				
												126	H	Northern Ill.	81 72				
												135	A	Vanderbilt	88 79				
												160	A	Kent St.	79 58				
												200	H	Eastern Mich.	91 85				
												209	A	Bowling Green	84 73				
												209	H	Bowling Green	82 41				
												214	A	Akron	74 61				
												214	H	Akron	97 65				
												220	H	Southeast Mo. St.	69 56				
												242	H	Austin Peay	89 57				
												260	H	Lipscomb	84 46				
												328	A	Tennessee St.	85 65				

										LAST 12 Division I GAMES:									
				111	H	Western Mich.	85 58					126	H	Northern Ill.	81 72				
				126	A	Northern Ill.	72 50					209	H	Bowling Green	82 41				
				111	A	Western Mich.	81 71					160	A	Kent St.	79 58				
				200	H	Eastern Mich.	91 85					60	A	Toledo	66 72				
				85	A	Ohio	76 80					15	H	Buffalo	80 84				
				214	H	Akron	97 65					214	A	Akron	74 61				

Non-Div I Games: Oakland City 126 55

Ball St.

Average RPI Win:	116	WON-LOST	WINNING	LAST 10	STRENGTH OF	OPP. STRENGTH	TEAM	ADJ.	CONF.	ADJ CONF.
Average RPI Loss:	9	RECORD	PCT. RANK	GAMES	SCHEDULE	OF SCHEDULE	RPI	RPI	RPI	RPI
DIV. I ONLY	26- 1	3	10- 0	45	14	5	5	4	4	
DIV. I NON-CONF.	10- 1	15	0- 0	82	61	14	14	5	5	

TOTALS	RPI 1-25	RPI 26-50	W-L RECORDS	RPI 51-100	RPI 101-999	RPI 201+				
26- 1	5- 1	0- 0	OVERALL	9- 0	12- 0	5- 0				
15- 0	3- 0	0- 0	HOME	4- 0	8- 0	3- 0				
9- 1	2- 1	0- 0	AWAY	3- 0	4- 0	2- 0				
2- 0	0- 0	0- 0	NEUTRAL	2- 0	0- 0	0- 0				
10- 1	1- 1	0- 0	NON-CONFERENCE	3- 0	6- 0	3- 0				
7- 0	1- 0	0- 0	HOME	1- 0	5- 0	2- 0				
1- 1	0- 1	0- 0	AWAY	0- 0	1- 0	1- 0				
2- 0	0- 0	0- 0	NEUTRAL	2- 0	0- 0	0- 0				
16- 0	4- 0	0- 0	CONFERENCE	6- 0	6- 0	2- 0				
8- 0	2- 0	0- 0	HOME	3- 0	3- 0	1- 0				
8- 0	2- 0	0- 0	AWAY	3- 0	3- 0	1- 0				
0- 0	0- 0	0- 0	NEUTRAL	0- 0	0- 0	0- 0				

RPI 1-25	Team's RPI: 5	RPI 26-50	RPI 51-100	RPI 101+
RPI S Opponent Score	RPI S Opponent Score	RPI S Opponent Score	RPI S Opponent Score	RPI S Opponent Score
9 A UCLA 68 82		61 A West Virginia 83 72	114 H Lamar University 121 62	
11 A Texas 93 87		63 A Oklahoma St. 87 45	119 A Iowa St. 79 50	
11 H Texas 81 56		63 H Oklahoma St. 77 64	119 H Iowa St. 89 49	
14 H Stanford 81 57		69 N Georgia Tech 80 57	124 H Central Ark. 86 55	
24 A Oklahoma 74 52		71 H TCU 83 63	145 A Kansas 83 48	
24 H Oklahoma 74 65		92 A Kansas St. 88 58	145 H Kansas 88 51	
		92 H Kansas St. 75 50	174 H North Dakota 105 43	
		95 H Kentucky 90 63	229 A Texas Tech 90 44	
		97 N Missouri St. 100 58	229 H Texas Tech 97 49	
			238 A Nicholls St. 85 43	
			279 H McNeese 95 34	
			310 H Coppin St. 100 54	
LAST 12 Division I GAMES:				
11 A Texas 93 87	63 H Oklahoma St. 77 64			
145 H Kansas 88 51	61 A West Virginia 83 72			
63 A Oklahoma St. 87 45	11 H Texas 81 56			
71 H TCU 83 63	92 H Kansas St. 75 50			
24 H Oklahoma 74 65	119 A Iowa St. 79 50			
229 A Texas Tech 90 44	24 A Oklahoma 74 52			

Non-Div I Games:

Bayl or

Average RPI Win: 226	WON-LOST RECORD	WINNING PCT. RANK	LAST 10 GAMES	STRENGTH OF SCHEDULE	OPP. STRENGTH OF SCHEDULE	TEAM RPI	ADJ. RPI	CONF. RPI	ADJ. CONF. RPI
Average RPI Loss: 49									
DIV. I ONLY	26- 3	7	10- 0	256	207	68	68	25	25
DIV. I NON-CONF.	9- 3	61	0- 0	162	38	60	60	27	27

TOTALS	RPI 1-25	RPI 26-50	W-L RECORDS	RPI 51-100	RPI 101-999	RPI 201+			
26- 3	0- 2	1- 0	OVERALL	1- 0	24- 1	13- 0			
11- 1	0- 0	0- 0	HOME	0- 0	11- 1	7- 0			
13- 1	0- 0	0- 0	AWAY	0- 0	13- 0	6- 0			
2- 1	0- 1	1- 0	NEUTRAL	1- 0	0- 0	0- 0			
9- 3	0- 2	1- 0	NON-CONFERENCE	1- 0	7- 1	3- 0			
3- 1	0- 0	0- 0	HOME	0- 0	3- 1	2- 0			
4- 1	0- 1	0- 0	AWAY	0- 0	4- 0	1- 0			
2- 1	0- 1	1- 0	NEUTRAL	1- 0	0- 0	0- 0			
17- 0	0- 0	0- 0	CONFERENCE	0- 0	17- 0	10- 0			
8- 0	0- 0	0- 0	HOME	0- 0	8- 0	5- 0			
9- 0	0- 0	0- 0	AWAY	0- 0	9- 0	5- 0			
0- 0	0- 0	0- 0	NEUTRAL	0- 0	0- 0	0- 0			

RPI 1-25				RPI 26-50				RPI 51-100 Team's RPI: 68				RPI 101+			
RPI	S	Opponent	Score	RPI	S	Opponent	Score	RPI	S	Opponent	Score	RPI	S	Opponent	Score
14	N	Stanford	53 74	48	N	Gonzaga	71 63	55	N	FGCU	75 65	110	H	Wright St.	81 91
24	A	Oklahoma	73 96									135	A	Vanderbilt	111 74
												146	H	Samford	83 46
												148	A	SIUE	72 55
												148	H	SIUE	86 64
												179	A	Tulsa	90 65
												180	A	Jacksonville St.	66 35
												180	H	Jacksonville St.	71 55
												193	A	UT Martin	65 63
												198	A	Arkansas St.	83 52
												199	A	Morehead St.	83 62
												199	H	Morehead St.	80 56
												220	A	Southeast Mo. St.	67 57
												242	H	Austin Peay	78 75
												251	H	Presbyterian	90 48
												260	A	Lipscomb	91 59
												300	H	Murray St.	70 65
												308	A	Eastern Ky.	77 55
												308	H	Eastern Ky.	95 62
												314	A	Tennessee Tech	68 60
												314	H	Tennessee Tech	78 59
												328	A	Tennessee St.	87 70
												330	H	Fort Wayne	74 42
												347	A	Eastern Ill.	86 58
												347	H	Eastern Ill.	59 37
LAST 12 Division I GAMES:															
180	A	Jacksonville St.	66 35	308	A	Eastern Ky.	77 55								
199	H	Morehead St.	80 56	148	H	SIUE	86 64								
308	H	Eastern Ky.	95 62	347	H	Eastern Ill.	59 37								
314	A	Tennessee Tech	68 60	242	H	Austin Peay	78 75								
328	A	Tennessee St.	87 70	300	H	Murray St.	70 65								
199	A	Morehead St.	83 62	347	A	Eastern Ill.	86 58								

Non-Div I Games: Trevecca Nazarene 97 39

Belmont

Average RPI Win:	263	WON-LOST	WINNING	LAST 10	STRENGTH OF	OPP. STRENGTH	TEAM	ADJ.	CONF.	ADJ CONF.
Average RPI Loss:	172	RECORD	PCT. RANK	GAMES	SCHEDULE	OF SCHEDULE	RPI	RPI	RPI	RPI
DIV. I ONLY	19- 4	17	10- 0	304	340	112	112	30	30	
DIV. I NON-CONF.	6- 4	122	0- 0	198	329	166	166	30	30	

TOTALS	RPI 1-25	RPI 26-50	W-L RECORDS	RPI 51-100	RPI 101-999	RPI 201+				
19- 4	0- 0	0- 1	OVERALL	0- 1	19- 2	17- 2				
9- 2	0- 0	0- 0	HOME	0- 1	9- 1	8- 1				
8- 2	0- 0	0- 1	AWAY	0- 0	8- 1	8- 1				
2- 0	0- 0	0- 0	NEUTRAL	0- 0	2- 0	1- 0				
6- 4	0- 0	0- 1	NON-CONFERENCE	0- 1	6- 2	4- 2				
3- 2	0- 0	0- 0	HOME	0- 1	3- 1	2- 1				
1- 2	0- 0	0- 1	AWAY	0- 0	1- 1	1- 1				
2- 0	0- 0	0- 0	NEUTRAL	0- 0	2- 0	1- 0				
13- 0	0- 0	0- 0	CONFERENCE	0- 0	13- 0	13- 0				
6- 0	0- 0	0- 0	HOME	0- 0	6- 0	6- 0				
7- 0	0- 0	0- 0	AWAY	0- 0	7- 0	7- 0				
0- 0	0- 0	0- 0	NEUTRAL	0- 0	0- 0	0- 0				

RPI 1-25				RPI 26-50				RPI 51-100				RPI 101+ Team's RPI: 112			
RPI	S	Opponent	Score	RPI	S	Opponent	Score	RPI	S	Opponent	Score	RPI	S	Opponent	Score
				46	A	Miami (FL)	39 85					132	N	Texas St.	62 56
												187	H	Southern U.	68 56
												205	A	Hampton	61 56
												210	A	Norfolk St.	58 51
												210	H	Norfolk St.	60 45
												211	N	Richmond	63 50
												252	A	North Florida	63 70
												257	H	Prairie View	77 52
												258	A	Morgan St.	64 57
												262	A	Howard	59 55
												271	A	UMES	55 48
												271	H	UMES	73 61
												276	H	Grand Canyon	69 60
												290	H	Southeastern La.	58 60
												305	A	FIU	77 59
												310	A	Coppin St.	75 63
												310	H	Coppin St.	64 38
												318	H	South Carolina St.	68 50
												331	H	N.C. Central	57 47
												333	A	Delaware St.	68 60
												342	H	Florida A&M	44 42
LAST 12 Division I GAMES:															
				258	A	Morgan St.	64 57	205	A	Hampton	61 56				
				310	A	Coppin St.	75 63	210	A	Norfolk St.	58 51				
				331	H	N.C. Central	57 47	333	A	Delaware St.	68 60				
				271	H	UMES	73 61	342	H	Florida A&M	44 42				
				210	H	Norfolk St.	60 45	271	A	UMES	55 48				
				310	H	Coppin St.	64 38	262	A	Howard	59 55				

Non-Div I Games: Edward Waters 101 60 Palm Beach Atl. 61 48

Bethune-Cookman

Average RPI		Win: 246	WON-LOST RECORD	WINNING PCT. RANK	LAST 10 GAMES	STRENGTH OF SCHEDULE	OPP. STRENGTH OF SCHEDULE	TEAM RPI	ADJ. RPI	CONF. RPI	ADJ. CONF. RPI
Loss: 137											
DIV. I ONLY			18- 8	71	8- 2	299	240	149	149	20	20
DIV. I NON-CONF.			8- 4	87	0- 0	290	256	147	147	24	24
TOTALS		RPI 1-25		RPI 26-50		W-L RECORDS	RPI 51-100	RPI 101-999		RPI 201+	
18- 8	0- 0			0- 0		OVERALL	3- 2	15- 6		12- 0	
7- 4	0- 0			0- 0		HOME	2- 1	5- 3		4- 0	
10- 3	0- 0			0- 0		AWAY	1- 1	9- 2		7- 0	
1- 1	0- 0			0- 0		NEUTRAL	0- 0	1- 1		1- 0	
8- 4	0- 0			0- 0		NON-CONFERENCE	2- 0	6- 4		6- 0	
3- 1	0- 0			0- 0		HOME	2- 0	1- 1		1- 0	
4- 2	0- 0			0- 0		AWAY	0- 0	4- 2		4- 0	
1- 1	0- 0			0- 0		NEUTRAL	0- 0	1- 1		1- 0	
10- 4	0- 0			0- 0		CONFERENCE	1- 2	9- 2		6- 0	
4- 3	0- 0			0- 0		HOME	0- 1	4- 2		3- 0	
6- 1	0- 0			0- 0		AWAY	1- 1	5- 0		3- 0	
0- 0	0- 0			0- 0		NEUTRAL	0- 0	0- 0		0- 0	

RPI 1-25				RPI 26-50				RPI 51-100				RPI 101+ Team's RPI : 149			
RPI	S	Opponent	Score	RPI	S	Opponent	Score	RPI	S	Opponent	Score	RPI	S	Opponent	Score
								74	H	Penn	77 72	102	A	Bucknell I	59 64
								80	A	Maine	66 62	118	H	Yale	69 73
								80	H	Maine	38 61	157	H	Hartford	64 59
								83	A	Albany (NY)	46 63	164	A	Army West Point	61 73
								90	H	Dartmouth	80 64	179	N	Tulsa	55 60
												182	A	New Hampshire	54 52
												182	H	New Hampshire	61 63
												188	A	Stony Brook	69 64
												188	H	Stony Brook	59 67
												265	A	Cornell I	66 58
												271	N	UMES	68 51
												273	A	Rider	76 54
												287	A	Bryant	55 47
												289	A	Vermont	62 48
												289	H	Vermont	52 38
												320	A	UMBC	68 53
												320	H	UMBC	81 51
												321	A	Southern Utah	72 66
												335	H	NJIT	67 36
												344	A	UMass Lowell I	76 46
												344	H	UMass Lowell I	52 38
LAST 12 Division I GAMES:															

Non-Div I Games: SUNY Cortland 90 36

Bi nghamton

■ Loss, ■ Non-Conf, S Site, H Home A Away N Neutral

Average RPI Win: 204

Average RPI Loss: 150

WON-LOST
RECORDWINNING
PCT. RANKLAST 10
GAMESSTRENGTH OF
SCHEDULEOPP. STRENGTH
OF SCHEDULETEAM
RPIADJ.
RPICONF.
RPIADJ CONF.
RPIDIV. I ONLY
DIV. I NON-CONF.16- 9
4- 593
2028- 2
0- 0249
293114
125151
264151
26416
1416
14

TOTALS

RPI 1-25

RPI 26-50

W-L RECORDS

RPI 51-100

RPI 101-999

RPI 201+

16- 9

0- 0

0- 0

OVERALL

2- 5

14- 4

8- 3

8- 5

0- 0

0- 0

HOME

2- 3

6- 2

2- 2

8- 2

0- 0

0- 0

AWAY

0- 2

8- 0

6- 0

0- 2

0- 0

0- 0

NEUTRAL

0- 0

0- 2

0- 1

4- 5

0- 0

0- 0

NON-CONFERENCE

0- 2

4- 3

1- 2

2- 3

0- 0

0- 0

HOME

0- 2

2- 1

0- 1

2- 0

0- 0

0- 0

AWAY

0- 0

2- 0

1- 0

0- 2

0- 0

0- 0

NEUTRAL

0- 0

0- 2

0- 1

12- 4

0- 0

0- 0

CONFERENCE

2- 3

10- 1

7- 1

6- 2

0- 0

0- 0

HOME

2- 1

4- 1

2- 1

6- 2

0- 0

0- 0

AWAY

0- 2

6- 0

5- 0

0- 0

0- 0

0- 0

NEUTRAL

0- 0

0- 0

0- 0

RPI 1-25

RPI 26-50

RPI 51-100

RPI 101+

Team's RPI: 151

RPI S Opponent Score

RPI S Opponent Score

RPI S Opponent Score

RPI S Opponent Score

65 H Wyoming 51 66
 76 H Saint Mary's (CA) 72 74
 86 A UNLV 54 77
 86 H UNLV 69 60
 93 A New Mexi co 83 100
 93 H New Mexi co 91 85
 98 H Washi ngton St. 53 61

122 H Saint Francis (PA) 87 59
 123 A Colorado St. 62 58
 123 H Colorado St. 55 49
 134 H Fresno St. 75 66
 169 A Eastern Wash. 61 57
 184 H Washington 85 62
 189 N San Diego 52 72
 212 H CSU Bakersfi eld 59 65
 218 A Nevada 63 55
 218 H Nevada 68 72
 244 A San Jose St. 112 80
 264 A San Diego St. 86 70
 297 A Air Force 58 47
 297 H Air Force 49 46
 298 A Utah St. 64 42
 298 H Utah St. 68 60
 312 N Northern Ariz. 60 62
 317 A Portland 73 47

LAST 12 Division I GAMES:

123 H Colorado St. 55 49
 297 A Air Force 58 47
 218 A Nevada 63 55
 298 H Utah St. 68 60
 93 H New Mexico 91 85
 86 A UNLV 54 77
 297 H Air Force 49 46
 244 A San Jose St. 112 80
 218 H Nevada 68 72
 298 A Utah St. 64 42
 264 A San Diego St. 86 70
 134 H Fresno St. 75 66

Non-Div I Games:

Corban

94 50

Northwest Chrst.

83 51

Boi se St.

Average RPI Win:	157	WON-LOST	WINNING	LAST 10	STRENGTH OF	OPP. STRENGTH	TEAM	ADJ.	CONF.	ADJ CONF.
Average RPI Loss:	86	RECORD	PCT. RANK	GAMES	SCHEDULE	OF SCHEDULE	RPI	RPI	RPI	RPI
DIV. I ONLY	7- 20	296	1- 9	28	40	194	194	1	1	
DIV. I NON-CONF.	5- 8	220	0- 0	138	166	219	219	1	1	

TOTALS	RPI 1-25	RPI 26-50	W-L RECORDS	RPI 51-100	RPI 101-999	RPI 201+				
7- 20	0- 5	0- 4	OVERALL	2- 5	5- 6	2- 4				
6- 9	0- 2	0- 3	HOME	2- 2	4- 2	1- 1				
1- 11	0- 3	0- 1	AWAY	0- 3	1- 3	1- 2				
0- 0	0- 0	0- 0	NEUTRAL	0- 0	0- 0	0- 0				
5- 8	0- 0	0- 1	NON-CONFERENCE	2- 2	3- 5	2- 4				
4- 3	0- 0	0- 0	HOME	2- 1	2- 2	1- 1				
1- 5	0- 0	0- 1	AWAY	0- 1	1- 3	1- 3				
0- 0	0- 0	0- 0	NEUTRAL	0- 0	0- 0	0- 0				
2- 12	0- 5	0- 3	CONFERENCE	0- 3	2- 1	0- 0				
2- 6	0- 2	0- 3	HOME	0- 1	2- 0	0- 0				
0- 6	0- 3	0- 0	AWAY	0- 2	0- 1	0- 0				
0- 0	0- 0	0- 0	NEUTRAL	0- 0	0- 0	0- 0				

RPI 1-25				RPI 26-50				RPI 51-100				RPI 101+				Team's RPI: 194
RPI	S	Opponent	Score	RPI	S	Opponent	Score	RPI	S	Opponent	Score	RPI	S	Opponent	Score	
1	A	Notre Dame	60 89	31	H	Syracuse	57 75	56	H	Houston	79 74	103	H	Seton Hall	53 73	
1	H	Notre Dame	55 89	34	H	Virginia	57 68	59	H	Fordham	55 52	107	H	North Carolina	77 64	
4	H	Louisville	52 87	43	A	Minnesota	68 78	69	A	Georgia Tech	43 67	136	A	Clemson	61 65	
13	A	Duke	50 75	46	H	Miami (FL)	43 65	75	A	Virginia Tech	58 89	173	H	Pittsburgh	72 61	
20	A	NC State	54 72					80	H	Maine	40 61	182	H	New Hampshire	64 55	
								90	A	Dartmouth	57 68	204	A	Boston U.	57 61	
								100	H	Wake Forest	59 67	208	A	Providence	55 63	
												213	A	Columbia	60 68	
												236	A	Holy Cross	70 61	
												250	H	Fairfield	58 66	
												287	H	Bryant	65 42	

LAST 12 Division I GAMES:																
1	H	Notre Dame	55 89	31	H	Syracuse	57 75									
4	H	Louisville	52 87	13	A	Duke	50 75									
173	H	Pittsburgh	72 61	46	H	Miami (FL)	43 65									
69	A	Georgia Tech	43 67	136	A	Clemson	61 65									
20	A	NC State	54 72	1	A	Notre Dame	60 89									
100	H	Wake Forest	59 67	34	H	Virginia	57 68									

Non-Div I Games:

Boston College

Average RPI Win:	223	WON-LOST	WINNING	LAST 10	STRENGTH OF	OPP. STRENGTH	TEAM	ADJ.	CONF.	ADJ CONF.
Average RPI Loss:	136	RECORD	PCT. RANK	GAMES	SCHEDULE	OF SCHEDULE	RPI	RPI	RPI	RPI
DIV. I ONLY	10- 16	235	2- 8	136	194	204	204	15	15	
DIV. I NON-CONF.	5- 5	170	0- 0	161	187	143	143	18	18	

TOTALS	RPI 1-25	RPI 26-50	W-L RECORDS	RPI 51-100	RPI 101-999	RPI 201+				
10- 16	0- 0	0- 0	OVERALL	0- 6	10- 10	6- 3				
4- 8	0- 0	0- 0	HOME	0- 3	4- 5	2- 2				
6- 8	0- 0	0- 0	AWAY	0- 3	6- 5	4- 1				
0- 0	0- 0	0- 0	NEUTRAL	0- 0	0- 0	0- 0				
5- 5	0- 0	0- 0	NON-CONFERENCE	0- 2	5- 3	2- 0				
2- 2	0- 0	0- 0	HOME	0- 1	2- 1	0- 0				
3- 3	0- 0	0- 0	AWAY	0- 1	3- 2	2- 0				
0- 0	0- 0	0- 0	NEUTRAL	0- 0	0- 0	0- 0				
5- 11	0- 0	0- 0	CONFERENCE	0- 4	5- 7	4- 3				
2- 6	0- 0	0- 0	HOME	0- 2	2- 4	2- 2				
3- 5	0- 0	0- 0	AWAY	0- 2	3- 3	2- 1				
0- 0	0- 0	0- 0	NEUTRAL	0- 0	0- 0	0- 0				

RPI 1-25				RPI 26-50				RPI 51-100				RPI 101+ Team's RPI: 204			
RPI	S	Opponent	Score	RPI	S	Opponent	Score	RPI	S	Opponent	Score	RPI	S	Opponent	Score
								51	H	UCF	32 47	102	A	Bucknell I	57 67
								58	A	Ameri can	50 66	102	H	Bucknell I	58 63
								58	H	Ameri can	54 61	127	A	Del aware	85 79
								73	A	Harvard	70 80	139	H	Northeastern	74 73
								82	A	Navy	48 59	150	A	Brown	68 92
								82	H	Navy	59 64	161	H	Marist	52 80
												164	A	Army West Point	60 59
												182	A	New Hampshi re	57 72
												194	H	Boston Colle ge	61 57
												196	A	Lehi gh	58 74
												196	H	Lehi gh	56 65
												224	A	Lafayette	41 44
												224	H	Lafayette	45 47
												236	A	Hol y Cross	64 58
												236	H	Hol y Cross	57 60
												246	H	Loyol a Maryl and	75 56
												275	A	Col gate	62 49
												275	H	Col gate	66 64
												287	A	Bryant	78 61
												289	A	Vermont	57 41
LAST 12 Division I GAMES:															
				224	A	Lafayette	41 44	102	A	Bucknell I	57 67				
				82	A	Navy	48 59	224	H	Lafayette	45 47				
				58	H	Ameri can	54 61	82	H	Navy	59 64				
				236	A	Hol y Cross	64 58	58	A	Ameri can	50 66				
				275	H	Col gate	66 64	236	H	Hol y Cross	57 60				
				196	H	Lehi gh	56 65	275	A	Col gate	62 49				

Non-Div I Games:

Boston U.

Bowling Green

Through Games Of Feb. 21, 2018

Average RPI Win:	233	WON-LOST	WINNING	LAST 10	STRENGTH OF	OPP. STRENGTH	TEAM	ADJ.	CONF.	ADJ CONF.
Average RPI Loss:	99	RECORD	PCT. RANK	GAMES	SCHEDULE	OF SCHEDULE	RPI	RPI	RPI	RPI
DIV. I ONLY	9- 16	245	1- 9	118	109	209	209	7	7	
DIV. I NON-CONF.	7- 3	74	0- 0	225	324	115	115	8	8	

TOTALS	RPI 1-25	RPI 26-50	W-L RECORDS	RPI 51-100	RPI 101-999	RPI 201+				
9- 16	0- 1	0- 4	OVERALL	0- 4	9- 7	7- 1				
4- 8	0- 1	0- 1	HOME	0- 3	4- 3	3- 1				
3- 8	0- 0	0- 3	AWAY	0- 1	3- 4	2- 0				
2- 0	0- 0	0- 0	NEUTRAL	0- 0	2- 0	2- 0				
7- 3	0- 0	0- 1	NON-CONFERENCE	0- 0	7- 2	6- 1				
3- 1	0- 0	0- 0	HOME	0- 0	3- 1	3- 1				
2- 2	0- 0	0- 1	AWAY	0- 0	2- 1	1- 0				
2- 0	0- 0	0- 0	NEUTRAL	0- 0	2- 0	2- 0				
2- 13	0- 1	0- 3	CONFERENCE	0- 4	2- 5	1- 0				
1- 7	0- 1	0- 1	HOME	0- 3	1- 2	0- 0				
1- 6	0- 0	0- 2	AWAY	0- 1	1- 3	1- 0				
0- 0	0- 0	0- 0	NEUTRAL	0- 0	0- 0	0- 0				

RPI 1-25				RPI 26-50				RPI 51-100				RPI 101+ Team's RPI: 209			
RPI	S	Opponent	Score	RPI	S	Opponent	Score	RPI	S	Opponent	Score	RPI	S	Opponent	Score
15	H	Buffalo	67 88	26	A	Central Mi ch.	54 90	60	H	Toledo	67 77	111	A	Western Mi ch.	58 67
				32	A	South Dakota St.	44 76	85	A	Ohio	58 69	111	H	Western Mi ch.	67 81
				39	A	Ball St.	41 82	85	H	Ohio	63 70	125	A	Cincinnati	51 75
				39	H	Ball St.	73 84	87	H	Miami (OH)	62 66	126	A	Northern Ill.	68 73
												133	A	Robert Morris	64 62
												160	A	Kent St.	57 81
												160	H	Kent St.	60 50
												200	H	Eastern Mi ch.	52 54
												210	N	Norfolk St.	59 50
												214	A	Akron	66 64
												219	H	Xavier	63 53
												235	N	Fla. Atlantic	66 55
												284	H	Cani sus	57 71
												293	H	Valparaiso	90 77
												308	H	Eastern Ky.	77 60
												323	A	Detroit Mercy	85 81

LAST 12 Division I GAMES:															
15	H	Buffalo	67 88	60	H	Toledo	67 77								
85	A	Ohio	58 69	39	A	Ball St.	41 82								
126	A	Northern Ill.	68 73	85	H	Ohio	63 70								
111	H	Western Mi ch.	67 81	160	H	Kent St.	60 50								
87	H	Miami (OH)	62 66	214	A	Akron	66 64								
160	A	Kent St.	57 81	26	A	Central Mi ch.	54 90								

Non-Div I Games: Ferris St. 82 73

Bowling Green

Loss,
Non-Conf,
S Site,
H Home
A Away
N Neutral

Average RPI Win:	282	WON-LOST	WINNING	LAST 10	STRENGTH OF	OPP. STRENGTH	TEAM	ADJ.	CONF.	ADJ CONF.
Average RPI Loss:	162	RECORD	PCT. RANK	GAMES	SCHEDULE	OF SCHEDULE	RPI	RPI	RPI	RPI
DIV. I ONLY	11- 14	211	3- 7	328	248	274	274	24	24	
DIV. I NON-CONF.	5- 5	170	0- 0	265	243	206	206	22	22	

TOTALS	RPI 1-25	RPI 26-50	W-L RECORDS	RPI 51-100	RPI 101-999	RPI 201+				
11- 14	0- 1	0- 0	OVERALL	0- 3	11- 10	10- 5				
5- 7	0- 0	0- 0	HOME	0- 2	5- 5	4- 2				
5- 7	0- 1	0- 0	AWAY	0- 1	5- 5	5- 3				
1- 0	0- 0	0- 0	NEUTRAL	0- 0	1- 0	1- 0				
5- 5	0- 1	0- 0	NON-CONFERENCE	0- 0	5- 4	4- 2				
3- 1	0- 0	0- 0	HOME	0- 0	3- 1	2- 0				
1- 4	0- 1	0- 0	AWAY	0- 0	1- 3	1- 2				
1- 0	0- 0	0- 0	NEUTRAL	0- 0	1- 0	1- 0				
6- 9	0- 0	0- 0	CONFERENCE	0- 3	6- 6	6- 3				
2- 6	0- 0	0- 0	HOME	0- 2	2- 4	2- 2				
4- 3	0- 0	0- 0	AWAY	0- 1	4- 2	4- 1				
0- 0	0- 0	0- 0	NEUTRAL	0- 0	0- 0	0- 0				

RPI 1-25				RPI 26-50				RPI 51-100				RPI 101+ Team's RPI: 274			
RPI	S	Opponent	Score	RPI	S	Opponent	Score	RPI	S	Opponent	Score	RPI	S	Opponent	Score
16	A	Green Bay	40 72					78	H	Drake	75 84	105	H	Cleveland St.	65 67
								97	A	Missouri St.	54 74	113	H	Western Ill.	87 80
								97	H	Missouri St.	65 71	126	A	Northern Ill.	52 76
												152	H	UNI	40 51
												163	A	Southern Ill.	53 62
												163	H	Southern Ill.	62 63
												220	A	Southeast Mo. St.	53 57
												223	A	Illinois	62 74
												238	N	Nicholls St.	75 65
												241	H	Omaha	69 56
												254	A	Illinois St.	62 42
												263	A	Indiana St.	50 65
												263	H	Indiana St.	70 74
												293	A	Valparaiso	88 69
												293	H	Valparaiso	69 58
												303	A	Loyola Chicago	59 57
												303	H	Loyola Chicago	61 71
												326	H	Ill. -Chicago	58 48
												347	A	Eastern Ill.	67 52
												349	A	Evansville	117 59
												349	H	Evansville	92 47

LAST 12 Division I GAMES:															
263	H	Indiana St.	70 74	78	H	Drake	75 84								
349	H	Evansville	92 47	152	H	UNI	40 51								
163	A	Southern Ill.	53 62	349	A	Evansville	117 59								
97	A	Missouri St.	54 74	263	A	Indiana St.	50 65								
303	H	Loyola Chicago	61 71	97	H	Missouri St.	65 71								
293	H	Valparaiso	69 58	163	H	Southern Ill.	62 63								

Non-Div I Games: Lincoln (MO) 88 44

Bradley

Average RPI	Win: 234	WON-LOST	WINNING	LAST 10	STRENGTH OF	OPP. STRENGTH	TEAM	ADJ.	CONF.	ADJ CONF.
Average RPI	Loss: 95	RECORD	PCT. RANK	GAMES	SCHEDULE	OF SCHEDULE	RPI	RPI	RPI	RPI
DIV. I ONLY	13- 9	127	2- 8	219	134	150	150	9	9	
DIV. I NON-CONF.	11- 1	13	1- 0	313	262	96	96	9	9	

TOTALS	RPI 1-25	RPI 26-50	W-L RECORDS	RPI 51-100	RPI 101-999	RPI 201+				
13- 9	0- 0	0- 2	OVERALL	0- 5	13- 2	11- 1				
5- 5	0- 0	0- 2	HOME	0- 3	5- 0	4- 0				
6- 4	0- 0	0- 0	AWAY	0- 2	6- 2	5- 1				
2- 0	0- 0	0- 0	NEUTRAL	0- 0	2- 0	2- 0				
11- 1	0- 0	0- 1	NON-CONFERENCE	0- 0	11- 0	10- 0				
4- 1	0- 0	0- 1	HOME	0- 0	4- 0	4- 0				
5- 0	0- 0	0- 0	AWAY	0- 0	5- 0	4- 0				
2- 0	0- 0	0- 0	NEUTRAL	0- 0	2- 0	2- 0				
2- 8	0- 0	0- 1	CONFERENCE	0- 5	2- 2	1- 1				
1- 4	0- 0	0- 1	HOME	0- 3	1- 0	0- 0				
1- 4	0- 0	0- 0	AWAY	0- 2	1- 2	1- 1				
0- 0	0- 0	0- 0	NEUTRAL	0- 0	0- 0	0- 0				

Brown

Brown

RPI 1-25				RPI 26-50				RPI 51-100				RPI 101+				Team's RPI: 150
RPI	S	Opponent	Score	RPI	S	Opponent	Score	RPI	S	Opponent	Score	RPI	S	Opponent	Score	
				35	H	Princeton	62 77	73	A	Harvard	85 87	118	A	Yale	63 77	
				36	H	Cal i forni a	79 89	73	H	Harvard	74 86	118	H	Yale	81 71	
								74	H	Penn	55 88	177	A	Paci fi c	74 57	
								90	A	Dartmouth	73 78	204	H	Boston U.	92 68	
								90	H	Dartmouth	60 77	205	N	Hampton	73 66	
												208	A	Provi dence	64 59	
												213	A	Col umbi a	84 80	
												236	H	Hol y Cross	82 78	
												262	A	Howard	85 81	
												265	A	Cornel I	68 70	
												269	H	Sacred Heart	102 77	
												275	A	Col gate	83 73	
												287	H	Bryant	85 62	
												287	N	Bryant	72 60	
												295	A	Central Conn. St.	78 55	

LAST 12 Di vi si on I GAMES:																
				90	H	Dartmouth	60 77	73	A	Harvard	85 87					
				73	H	Harvard	74 86	90	A	Dartmouth	73 78					
				213	A	Col umbi a	84 80	118	H	Yale	81 71					
				265	A	Cornel I	68 70	118	A	Yale	63 77					
				35	H	Princeton	62 77	262	A	Howard	85 81					
				74	H	Penn	55 88	204	H	Boston U.	92 68					

Non-Div I Games: Johnson & Wales (R) 100 79

Brown

Average RPI Win: **289**
 Average RPI Loss: **188**

WON-LOST
RECORD

WINNING
PCT. RANK

LAST 10
GAMES

STRENGTH OF
SCHEDULE

OPP. STRENGTH
OF SCHEDULE

TEAM
RPI

ADJ.
RPI

CONF.
RPI

ADJ CONF.
RPI

DIV. I ONLY	9- 16	245	6- 4	300	298	287	287	29	29
DIV. I NON-CONF.	1- 10	327	0- 0	220	210	328	328	29	29
<hr/>									
TOTALS	RPI 1-25	RPI 26-50	W-L RECORDS	RPI 51-100	RPI 101-999	RPI 201+			
9- 16	0- 0	0- 0	OVERALL	0- 2	9- 14	9- 6			
4- 7	0- 0	0- 0	HOME	0- 0	4- 7	4- 4			
4- 8	0- 0	0- 0	AWAY	0- 2	4- 6	4- 2			
1- 1	0- 0	0- 0	NEUTRAL	0- 0	1- 1	1- 0			
1- 10	0- 0	0- 0	NON-CONFERENCE	0- 2	1- 8	1- 2			
0- 4	0- 0	0- 0	HOME	0- 0	0- 4	0- 1			
0- 5	0- 0	0- 0	AWAY	0- 2	0- 3	0- 1			
1- 1	0- 0	0- 0	NEUTRAL	0- 0	1- 1	1- 0			
8- 6	0- 0	0- 0	CONFERENCE	0- 0	8- 6	8- 4			
4- 3	0- 0	0- 0	HOME	0- 0	4- 3	4- 3			
4- 3	0- 0	0- 0	AWAY	0- 0	4- 3	4- 1			
0- 0	0- 0	0- 0	NEUTRAL	0- 0	0- 0	0- 0			

RPI 1-25				RPI 26-50				RPI 51-100				RPI 101+				Team's RPI: 287
RPI	S	Opponent	Score	RPI	S	Opponent	Score	RPI	S	Opponent	Score	RPI	S	Opponent	Score	
								72	A	James Madison	36 67	122	A	Saint Francis (PA)	69 87	
								80	A	Maine	68 70	133	A	Robert Morris	49 72	
												149	H	Binghamton	47 55	
												150	A	Brown	62 85	
												150	N	Brown	60 72	
												157	H	Hartford	47 59	
												182	H	New Hampshire	65 74	
												194	A	Boston College	42 65	
												204	H	Boston U.	61 78	
												236	A	Holy Cross	57 59	
												266	H	St. Francis Brooklyn	73 63	
												267	A	Fairleigh Dickinson	65 48	
												267	H	Fairleigh Dickinson	69 77	
												269	A	Sacred Heart	81 73	
												269	H	Sacred Heart	60 56	
												286	H	LIU Brooklyn	75 56	
												288	A	Mt. St. Mary's	67 64	
												288	H	Mt. St. Mary's	63 68	
												295	A	Central Conn. St.	59 66	
												295	H	Central Conn. St.	66 50	
												327	N	Rhode Island	58 52	
												334	A	Wagner	70 60	
												334	H	Wagner	66 75	
<hr/>																
LAST 12 Division I GAMES:																
				334	A	Wagner	70 60	133	A	Robert Morris	49 72					
				288	A	Mt. St. Mary's	67 64	266	H	St. Francis Brooklyn	73 63					
				295	A	Central Conn. St.	59 66	286	H	LIU Brooklyn	75 56					
				269	H	Sacred Heart	60 56	269	A	Sacred Heart	81 73					
				267	H	Fairleigh Dickinson	69 77	267	A	Fairleigh Dickinson	65 48					
				122	A	Saint Francis (PA)	69 87	295	H	Central Conn. St.	66 50					

Non-Div I Games:

Bryant

■ Loss, ■ Non-Conf, ■ S Site, ■ Home ■ Away N Neutral

Bucknell

B
u
c
k
n
e
l
l

Bucknel I

Average RPI Win:	138	WON-LOST	WINNING	LAST 10	STRENGTH OF	OPP. STRENGTH	TEAM	ADJ.	CONF.	ADJ CONF.
Average RPI Loss:	110	RECORD	PCT. RANK	GAMES	SCHEDULE	OF SCHEDULE	RPI	RPI	RPI	RPI
DIV. I ONLY	22- 4	12	9- 1	82	79	15	15	7	7	
DIV. I NON-CONF.	9- 2	33	0- 0	191	65	42	42	8	8	
TOTALS	RPI 1-25	RPI 26-50	W-L RECORDS	RPI 51-100	RPI 101-999	RPI 201+				
22- 4	0- 0	2- 2	OVERALL	8- 0	12- 2	7- 1				
10- 0	0- 0	1- 0	HOME	2- 0	7- 0	3- 0				
9- 4	0- 0	1- 2	AWAY	4- 0	4- 2	4- 1				
3- 0	0- 0	0- 0	NEUTRAL	2- 0	1- 0	0- 0				
9- 2	0- 0	0- 1	NON-CONFERENCE	3- 0	6- 1	4- 1				
3- 0	0- 0	0- 0	HOME	0- 0	3- 0	2- 0				
3- 2	0- 0	0- 1	AWAY	1- 0	2- 1	2- 1				
3- 0	0- 0	0- 0	NEUTRAL	2- 0	1- 0	0- 0				
13- 2	0- 0	2- 1	CONFERENCE	5- 0	6- 1	3- 0				
7- 0	0- 0	1- 0	HOME	2- 0	4- 0	1- 0				
6- 2	0- 0	1- 1	AWAY	3- 0	2- 1	2- 0				
0- 0	0- 0	0- 0	NEUTRAL	0- 0	0- 0	0- 0				

RPI 1-25			Team's RPI: 15		RPI 26-50			RPI 51-100			RPI 101+				
RPI	S	Opponent	Score	RPI	S	Opponent	Score	RPI	S	Opponent	Score	RPI	S	Opponent	Score
26	A	Central Mich.	79 86	26	H	Central Mich.	85 82	54	A	St. John's (NY)	73 72	111	H	Western Mich.	71 49
26	H	Central Mich.	85 82	39	A	Ball St.	84 80	60	A	Tol edo	84 73	126	A	Northern Ill.	84 86
40	A	Ari zona St.	57 76	40	A	Ari zona St.	57 76	60	H	Tol edo	87 69	127	H	Del aware	87 73
								66	N	Nebraska	82 72	136	N	Clemson	61 41
								85	A	Oh i o	67 63	160	H	Kent St.	80 42
								86	N	UNLV	80 53	200	H	Eastern Mich.	97 92
								87	A	Mi ami (OH)	64 49	209	A	Bowl ing Green	88 67
								87	H	Mi ami (OH)	72 67	213	A	Col umbi a	65 63
												214	A	Akron	89 66
												214	H	Akron	85 71
												247	A	Ni agara	62 75
												248	A	St. Bonaventure	76 59
												271	H	UMES	76 41
												284	H	Can i si us	73 47
LAST 12 Division I GAMES:															
209	A	Bowl ing Green	88 67	209	A	Bowl ing Green	88 67	26	A	Central Mich.	79 86				
214	H	Akron	85 71	214	H	Akron	85 71	200	H	Eastern Mich.	97 92				
26	H	Central Mich.	85 82	26	H	Central Mich.	85 82	60	H	Tol edo	87 69				
87	A	Mi ami (OH)	64 49	87	A	Mi ami (OH)	64 49	85	A	Oh i o	67 63				
160	H	Kent St.	80 42	160	H	Kent St.	80 42	39	A	Ball St.	84 80				
60	A	Tol edo	84 73	60	A	Tol edo	84 73	87	H	Mi ami (OH)	72 67				

Non-Div I Games:

Buffalo

Average RPI Win:	185	WON-LOST	WINNING	LAST 10	STRENGTH OF	OPP. STRENGTH	TEAM	ADJ.	CONF.	ADJ CONF.
Average RPI Loss:	60	RECORD	PCT. RANK	GAMES	SCHEDULE	OF SCHEDULE	RPI	RPI	RPI	RPI
DIV. I ONLY	14- 15	188	3- 7	60	82	106	106	6	6	
DIV. I NON-CONF.	8- 4	87	0- 0	103	235	68	68	6	6	

TOTALS	RPI 1-25	RPI 26-50	W-L RECORDS	RPI 51-100	RPI 101-999	RPI 201+				
14- 15	1- 2	1- 6	OVERALL	1- 4	11- 3	8- 1				
7- 6	0- 1	1- 2	HOME	0- 1	6- 2	4- 1				
6- 7	1- 1	0- 4	AWAY	0- 1	5- 1	4- 0				
1- 2	0- 0	0- 0	NEUTRAL	1- 2	0- 0	0- 0				
8- 4	0- 1	0- 1	NON-CONFERENCE	1- 2	7- 0	6- 0				
4- 0	0- 0	0- 0	HOME	0- 0	4- 0	3- 0				
3- 2	0- 1	0- 1	AWAY	0- 0	3- 0	3- 0				
1- 2	0- 0	0- 0	NEUTRAL	1- 2	0- 0	0- 0				
6- 11	1- 1	1- 5	CONFERENCE	0- 2	4- 3	2- 1				
3- 6	0- 1	1- 2	HOME	0- 1	2- 2	1- 1				
3- 5	1- 0	0- 3	AWAY	0- 1	2- 1	1- 0				
0- 0	0- 0	0- 0	NEUTRAL	0- 0	0- 0	0- 0				

RPI 1-25				RPI 26-50				RPI 51-100				RPI 101+				Team's RPI: 106
RPI	S	Opponent	Score	RPI	S	Opponent	Score	RPI	S	Opponent	Score	RPI	S	Opponent	Score	
19	A	South Fla.	55 71	28	A	DePaul	65 87	53	N	Drexel	62 76	103	A	Seton Hall	64 75	
23	A	Villanova	76 53	28	H	DePaul	68 86	54	A	St. John's (NY)	38 76	103	H	Seton Hall	66 48	
23	H	Villanova	67 69	30	A	Marquette	67 69	54	H	St. John's (NY)	55 73	121	A	Georgetown	66 57	
				30	H	Marquette	59 78	61	N	West Virginia	68 75	121	H	Georgetown	52 63	
				39	A	Ball St.	75 87	75	N	Virginia Tech	79 77	186	H	Wisconsin	69 62	
				42	A	Creighton	55 64					208	A	Providence	69 48	
				42	H	Creighton	59 53					208	H	Providence	68 57	
												219	H	Xavier	62 69	
												242	H	Austin Peay	75 54	
												254	A	Illinois St.	56 45	
												260	H	Lipscomb	70 58	
												263	A	Indiana St.	60 51	
												300	A	Murray St.	88 59	
												303	H	Loyola Chicago	64 52	

LAST 12 Division I GAMES:																
				42	A	Creighton	55 64	23	H	Villanova	67 69					
				208	A	Providence	69 48	121	H	Georgetown	52 63					
				30	H	Marquette	59 78	208	H	Providence	68 57					
				28	H	DePaul	68 86	42	H	Creighton	59 53					
				103	A	Seton Hall	64 75	28	A	DePaul	65 87					
				54	A	St. John's (NY)	38 76	30	A	Marquette	67 69					

Non-Div I Games:

Butler

Average RPI Win:	284	WON-LOST	WINNING	LAST 10	STRENGTH OF	OPP. STRENGTH	TEAM	ADJ.	CONF.	ADJ CONF.
Average RPI Loss:	179	RECORD	PCT. RANK	GAMES	SCHEDULE	OF SCHEDULE	RPI	RPI	RPI	RPI
DIV. I ONLY	13- 10	136	8- 2	332	276	212	212	31	31	
DIV. I NON-CONF.	4- 8	239	0- 1	270	181	239	239	31	31	

TOTALS	RPI 1-25	RPI 26-50	W-L RECORDS	RPI 51-100	RPI 101-999	RPI 201+				
13- 10	0- 1	0- 0	OVERALL	0- 1	13- 8	12- 5				
7- 2	0- 0	0- 0	HOME	0- 0	7- 2	7- 1				
6- 8	0- 1	0- 0	AWAY	0- 1	6- 6	5- 4				
0- 0	0- 0	0- 0	NEUTRAL	0- 0	0- 0	0- 0				
4- 8	0- 1	0- 0	NON-CONFERENCE	0- 1	4- 6	3- 3				
2- 1	0- 0	0- 0	HOME	0- 0	2- 1	2- 0				
2- 7	0- 1	0- 0	AWAY	0- 1	2- 5	1- 3				
0- 0	0- 0	0- 0	NEUTRAL	0- 0	0- 0	0- 0				
9- 2	0- 0	0- 0	CONFERENCE	0- 0	9- 2	9- 2				
5- 1	0- 0	0- 0	HOME	0- 0	5- 1	5- 1				
4- 1	0- 0	0- 0	AWAY	0- 0	4- 1	4- 1				
0- 0	0- 0	0- 0	NEUTRAL	0- 0	0- 0	0- 0				

RPI 1-25				RPI 26-50				RPI 51-100				RPI 101+ Team's RPI: 212			
RPI	S	Opponent	Score	RPI	S	Opponent	Score	RPI	S	Opponent	Score	RPI	S	Opponent	Score
14	A	Stanford	34 57					57	A	South Dakota	50 66	151	A	Boise St.	65 59
												155	A	Cal Poly	57 59
												167	A	UTEP	56 67
												195	H	UC Irvine	59 72
												207	A	SMU	29 41
												221	H	Seattle U	75 68
												231	A	UC Riverside	65 68
												233	A	New Mexico St.	48 56
												233	H	New Mexico St.	62 52
												241	H	Omaha	52 43
												244	A	San Jose St.	57 67
												276	A	Grand Canyon	69 40
												283	A	UMKC	76 62
												283	H	UMKC	58 60
												311	A	UTRGV	67 64
												311	H	UTRGV	71 30
												321	A	Southern Utah	46 45
												324	H	Cal St. Fullerton	55 43
												325	H	Utah Valley	63 58
												345	A	Chicago St.	63 36
												345	H	Chicago St.	63 49
LAST 12 Division I GAMES:															
276	A	Grand Canyon	69 40	345	H	Chicago St.	63 49	283	H	UMKC	58 60				
311	H	UTRGV	71 30	233	A	New Mexico St.	48 56	311	A	UTRGV	67 64				
233	H	New Mexico St.	62 52	325	H	Utah Valley	63 58	195	H	UC Irvine	59 72				
283	A	UMKC	76 62												
345	A	Chicago St.	63 36												
221	H	Seattle U	75 68												

Non-Div I Games: Fresno Pacific 74 63 Whittier 72 35

CSU Bakersfield

Loss, Non-Conf, S Site, H Home A Away N Neutral

Average RPI Win:	221	WON-LOST	WINNING	LAST 10	STRENGTH OF	OPP. STRENGTH	TEAM	ADJ.	CONF.	ADJ CONF.
Average RPI Loss:	175	RECORD	PCT. RANK	GAMES	SCHEDULE	OF SCHEDULE	RPI	RPI	RPI	RPI
DIV. I ONLY	13- 13	173	6- 4	209	229	203	203	21	21	
DIV. I NON-CONF.	6- 7	184	0- 0	199	260	220	220	20	20	

TOTALS	RPI 1-25	RPI 26-50	W-L RECORDS	RPI 51-100	RPI 101-999	RPI 201+				
13- 13	0- 1	0- 0	OVERALL	1- 2	12- 10	8- 5				
8- 5	0- 0	0- 0	HOME	1- 0	7- 5	5- 2				
5- 7	0- 1	0- 0	AWAY	0- 1	5- 5	3- 3				
0- 1	0- 0	0- 0	NEUTRAL	0- 1	0- 0	0- 0				
6- 7	0- 1	0- 0	NON-CONFERENCE	0- 1	6- 5	4- 3				
4- 3	0- 0	0- 0	HOME	0- 0	4- 3	3- 1				
2- 3	0- 1	0- 0	AWAY	0- 0	2- 2	1- 2				
0- 1	0- 0	0- 0	NEUTRAL	0- 1	0- 0	0- 0				
7- 6	0- 0	0- 0	CONFERENCE	1- 1	6- 5	4- 2				
4- 2	0- 0	0- 0	HOME	1- 0	3- 2	2- 1				
3- 4	0- 0	0- 0	AWAY	0- 1	3- 3	2- 1				
0- 0	0- 0	0- 0	NEUTRAL	0- 0	0- 0	0- 0				

RPI 1-25				RPI 26-50				RPI 51-100				RPI 101+ Team's RPI: 203			
RPI	S	Opponent	Score	RPI	S	Opponent	Score	RPI	S	Opponent	Score	RPI	S	Opponent	Score
8	A	Oregon	43 91					64	A	UC Davis	46 72	130	H	Idaho	75 80
								64	H	UC Davis	75 71	134	H	Fresno St.	85 72
								96	N	Milwaukee	50 58	142	A	Loyola Marymount	75 68
												155	A	Cal Poly	71 84
												155	H	Cal Poly	86 66
												166	H	Weber St.	61 64
												195	A	UC Irvine	47 56
												197	A	UC Santa Barbara	48 30
												197	H	UC Santa Barbara	73 74
												221	H	Seattle U	67 62
												227	A	New Orleans	73 76
												231	A	UC Riverside	58 69
												231	H	UC Riverside	60 55
												241	H	Omaha	60 68
												244	A	San Jose St.	76 59
												249	A	Hawaii	70 58
												264	A	San Diego St.	55 58
												281	H	Arizona	66 63
												306	H	Long Beach St.	51 59
												312	H	Northern Ariz.	78 69
												324	A	Cal St. Fullerton	70 68
												324	H	Cal St. Fullerton	65 41

LAST 12 Division I GAMES:															
155	H	Cal Poly	86 66	195	A	UC Irvine	47 56								
231	A	UC Riverside	58 69	249	A	Hawaii	70 58								
64	A	UC Davis	46 72	231	H	UC Riverside	60 55								
306	H	Long Beach St.	51 59	324	A	Cal St. Fullerton	65 41								
64	H	UC Davis	75 71	155	A	Cal Poly	71 84								
197	A	UC Santa Barbara	48 30	197	H	UC Santa Barbara	73 74								

Non-Div I Games: Biola 68 51

CSUN

C
a
l
P
o
l
y

Cal Poly		Through Games Of Feb. 21, 2018									
Average RPI	Win: 248	WON-LOST	WINNING	LAST 10	STRENGTH OF	OPP. STRENGTH	TEAM	ADJ.	CONF.	ADJ CONF.	
Average RPI	Loss: 148	RECORD	PCT. RANK	GAMES	SCHEDULE	OF SCHEDULE	RPI	RPI	RPI	RPI	
DIV. I ONLY	14- 11	139	6- 4	202	259	155	155	21	21		
DIV. I NON-CONF.	5- 6	187	0- 0	185	312	182	182	20	20		

TOTALS	RPI 1-25	RPI 26-50	W-L RECORDS	RPI 51-100	RPI 101-999	RPI 201+					
14- 11	0- 0	0- 1	OVERALL	0- 3	14- 7	11- 2					
9- 2	0- 0	0- 0	HOME	0- 1	9- 1	6- 0					
5- 9	0- 0	0- 1	AWAY	0- 2	5- 6	5- 2					
0- 0	0- 0	0- 0	NEUTRAL	0- 0	0- 0	0- 0					
5- 6	0- 0	0- 1	NON-CONFERENCE	0- 1	5- 4	4- 1					
3- 1	0- 0	0- 0	HOME	0- 0	3- 1	2- 0					
2- 5	0- 0	0- 1	AWAY	0- 1	2- 3	2- 1					
0- 0	0- 0	0- 0	NEUTRAL	0- 0	0- 0	0- 0					
9- 5	0- 0	0- 0	CONFERENCE	0- 2	9- 3	7- 1					
6- 1	0- 0	0- 0	HOME	0- 1	6- 0	4- 0					
3- 4	0- 0	0- 0	AWAY	0- 1	3- 3	3- 1					
0- 0	0- 0	0- 0	NEUTRAL	0- 0	0- 0	0- 0					

RPI 1-25				RPI 26-50				RPI 51-100				RPI 101+ Team's RPI: 155			
RPI	S	Opponent	Score	RPI	S	Opponent	Score	RPI	S	Opponent	Score	RPI	S	Opponent	Score
				43	A	Minnesota	68 112	64	A	UC Davis	77 85	133	H	Robert Morris	50 66
								64	H	UC Davis	76 80	154	A	San Francisco	71 83
								76	A	Saint Mary's (CA)	64 82	154	H	San Francisco	88 83
												169	A	Eastern Wash.	72 75
												195	A	UC Irvine	66 107
												195	H	UC Irvine	79 76
												197	A	UC Santa Barbara	68 73
												197	H	UC Santa Barbara	73 72
												203	A	CSUN	66 86
												203	H	CSUN	84 71
												212	H	CSU Bakersfield	59 57
												231	A	UC Riverside	87 82
												231	H	UC Riverside	91 73
												249	H	Hawaii	52 50
												276	H	Grand Canyon	75 69
												278	A	North Dakota St.	73 69
												306	A	Long Beach St.	75 64
												306	H	Long Beach St.	70 61
												312	A	Northern Ariz.	89 73
												324	A	Cal St. Fullerton	72 63
												325	A	Utah Valley	70 89

LAST 12 Division I GAMES:															
				197	H	UC Santa Barbara	73 72	249	H	Hawaii	52 50				
				203	A	CSUN	66 86	324	A	Cal St. Fullerton	72 63				
				195	A	UC Irvine	66 107	306	A	Long Beach St.	75 64				
				306	H	Long Beach St.	70 61	64	H	UC Davis	76 80				
				64	A	UC Davis	77 85	195	H	UC Irvine	79 76				
				231	H	UC Riverside	91 73	203	H	CSUN	84 71				

Non-Div I Games: Cal St. Monterey Bay77 44

Cal Poly

C
a
l
P
o
l
y

Average RPI Win: 296

Average RPI Loss: 197

WON-LOST
RECORDWINNING
PCT. RANKLAST 10
GAMESSTRENGTH OF
SCHEDULEOPP. STRENGTH
OF SCHEDULETEAM
RPIADJ.
RPICONF.
RPIADJ CONF.
RPI

DIV. I ONLY	6- 18	301	1- 9	321	265	324	324	21	21
DIV. I NON-CONF.	4- 8	239	0- 0	305	334	285	285	20	20

TOTALS	RPI 1-25	RPI 26-50	W-L RECORDS	RPI 51-100	RPI 101-999	RPI 201+			
6- 18	0- 0	0- 0	OVERALL	0- 1	6- 17	6- 8			
4- 6	0- 0	0- 0	HOME	0- 0	4- 6	4- 1			
2- 11	0- 0	0- 0	AWAY	0- 1	2- 10	2- 7			
0- 1	0- 0	0- 0	NEUTRAL	0- 0	0- 1	0- 0			
4- 8	0- 0	0- 0	NON-CONFERENCE	0- 0	4- 8	4- 3			
2- 2	0- 0	0- 0	HOME	0- 0	2- 2	2- 0			
2- 5	0- 0	0- 0	AWAY	0- 0	2- 5	2- 3			
0- 1	0- 0	0- 0	NEUTRAL	0- 0	0- 1	0- 0			
2- 10	0- 0	0- 0	CONFERENCE	0- 1	2- 9	2- 5			
2- 4	0- 0	0- 0	HOME	0- 0	2- 4	2- 1			
0- 6	0- 0	0- 0	AWAY	0- 1	0- 5	0- 4			
0- 0	0- 0	0- 0	NEUTRAL	0- 0	0- 0	0- 0			

RPI 1-25				RPI 26-50				RPI 51-100				RPI 101+ Team's RPI: 324			
RPI	S	Opponent	Score	RPI	S	Opponent	Score	RPI	S	Opponent	Score	RPI	S	Opponent	Score
								64	A	UC Davis	53 67	130	A	Idaho	60 80
												155	H	Cal Poly	63 72
												167	H	UTEP	91 92
												172	H	Denver	58 83
												177	A	Pacific	65 81
												181	N	Oral Roberts	50 60
												195	H	UC Irvine	60 76
												197	A	UC Santa Barbara	59 78
												197	H	UC Santa Barbara	52 59
												203	A	CSUN	41 65
												203	H	CSUN	68 70
												212	A	CSU Bakersfield	43 55
												231	A	UC Riverside	50 63
												245	A	Montana	47 68
												249	A	Hawaii	54 59
												249	H	Hawaii	69 57
												264	A	San Diego St.	58 59
												285	A	Santa Clara	73 69
												296	H	UTSA	55 46
												306	A	Long Beach St.	47 67
												306	H	Long Beach St.	67 61
												317	H	Portland	66 61
												325	A	Utah Valley	73 36
LAST 12 Division I GAMES:															
306	A	Long Beach St.	47 67	64	A	UC Davis	53 67								
197	A	UC Santa Barbara	59 78	203	A	CSUN	41 65								
197	H	UC Santa Barbara	52 59	231	A	UC Riverside	50 63								
249	A	Hawaii	54 59	306	H	Long Beach St.	67 61								
195	H	UC Irvine	60 76	203	H	CSUN	68 70								
155	H	Cal Poly	63 72	249	H	Hawaii	69 57								

Non-Div I Games: Antelope Valley 74 48

Cal St. Fullerton

■ Loss,
 ■ Non-Conf,
 ■ S Site,
 ■ Home
 ■ A Away
 N Neutral

Cal i forni a					Through Games Of Feb. 21, 2018						
Average RPI	Win:	155	WON-LOST	WINNING	LAST 10	STRENGTH OF	OPP. STRENGTH	TEAM	ADJ.	CONF.	ADJ CONF.
Average RPI	Loss:	19	RECORD	PCT. RANK	GAMES	SCHEDULE	OF SCHEDULE	RPI	RPI	RPI	RPI
DIV. I ONLY		18- 9	78	5- 5	26	45	36	36	5	5	
DIV. I NON-CONF.		9- 2	33	0- 0	39	108	22	22	3	3	

TOTALS	RPI 1-25		RPI 26-50		W-L RECORDS		RPI 51-100		RPI 101-999		RPI 201+
18- 9	1- 6		2- 3		OVERALL		4- 0		11- 0		5- 0
12- 3	1- 2		1- 1		HOME		3- 0		7- 0		3- 0
6- 6	0- 4		1- 2		AWAY		1- 0		4- 0		2- 0
0- 0	0- 0		0- 0		NEUTRAL		0- 0		0- 0		0- 0
9- 2	0- 2		0- 0		NON-CONFERENCE		2- 0		7- 0		3- 0
5- 1	0- 1		0- 0		HOME		1- 0		4- 0		2- 0
4- 1	0- 1		0- 0		AWAY		1- 0		3- 0		1- 0
0- 0	0- 0		0- 0		NEUTRAL		0- 0		0- 0		0- 0
9- 7	1- 4		2- 3		CONFERENCE		2- 0		4- 0		2- 0
7- 2	1- 1		1- 1		HOME		2- 0		3- 0		1- 0
2- 5	0- 3		1- 2		AWAY		0- 0		1- 0		1- 0
0- 0	0- 0		0- 0		NEUTRAL		0- 0		0- 0		0- 0

RPI 1-25				RPI 26-50				Team's RPI: 36				RPI 51-100				RPI 101+			
RPI	S	Opponent	Score	RPI	S	Opponent	Score	RPI	S	Opponent	Score	RPI	S	Opponent	Score	RPI	S	Opponent	Score
2	A	UConn	47 82	38	A	Oregon St.	48 68	76	H	Saint Mary's (CA)	87 80	140	H	BYU	70 45				
8	A	Oregon	54 91	40	A	Ari zona St.	71 80	94	H	Utah	84 73	147	H	Col orado	78 76				
9	A	UCLA	52 60	40	H	Ari zona St.	42 57	95	A	Kentucky	62 52	150	A	Brown	89 79				
9	H	UCLA	46 82	49	A	Southern Cal i forni a	62 59	98	H	Washi ngton St.	66 60	177	A	Paci fic	92 85				
12	H	Mi ssouri	52 55	49	H	Southern Cal i forni a	76 64					184	H	Washi ngton	69 60				
14	A	Stanford	69 74									189	H	San Di ego	89 64				
14	H	Stanford	78 66									221	H	Seattle U	87 67				
																255	H	Manhattan	87 66
																281	A	Ari zona	53 51
																281	H	Ari zona	63 39
																285	A	Santa Clara	79 41
LAST 12 Di vi si on I GAMES:																			
14	H	Stanford	78 66	40	H	Ari zona St.	42 57	281	H	Ari zona	63 39								
14	A	Stanford	69 74	49	A	Southern Cal i forni a	62 59	9	A	UCLA	52 60								
94	H	Utah	84 73	78	H	Col orado	78 76	98	H	Washi ngton St.	66 60								
147	A	Col orado	78 76	48	A	Oregon St.	48 68	184	H	Washi ngton	69 60								
38	A	Oregon St.	54 91	54	A	Oregon	54 91												

Non-Di v I Games:

Cal i forni a

Average RPI Win: 280	WON-LOST RECORD	WINNING PCT. RANK	LAST 10 GAMES	STRENGTH OF SCHEDULE	OPP. STRENGTH OF SCHEDULE	TEAM RPI	ADJ. RPI	CONF. RPI	ADJ CONF. RPI
Average RPI Loss: 196									
DIV. I ONLY	11- 13	202	4- 6	325	312	261	261	27	27
DIV. I NON-CONF.	5- 4	146	0- 0	322	277	231	231	28	28

TOTALS	RPI 1-25	RPI 26-50	W-L RECORDS	RPI 51-100	RPI 101-999	RPI 201+			
11- 13	0- 0	0- 0	OVERALL	0- 3	11- 10	10- 7			
5- 6	0- 0	0- 0	HOME	0- 2	5- 4	5- 2			
6- 7	0- 0	0- 0	AWAY	0- 0	6- 4	5- 4			
0- 0	0- 0	0- 0	NEUTRAL	0- 0	0- 0	0- 0			
5- 4	0- 0	0- 0	NON-CONFERENCE	0- 1	5- 3	5- 2			
2- 2	0- 0	0- 0	HOME	0- 1	2- 1	2- 1			
3- 2	0- 0	0- 0	AWAY	0- 0	3- 2	3- 1			
0- 0	0- 0	0- 0	NEUTRAL	0- 0	0- 0	0- 0			
6- 9	0- 0	0- 0	CONFERENCE	0- 2	6- 7	5- 5			
3- 4	0- 0	0- 0	HOME	0- 1	3- 3	3- 1			
3- 5	0- 0	0- 0	AWAY	0- 1	3- 4	2- 4			
0- 0	0- 0	0- 0	NEUTRAL	0- 0	0- 0	0- 0			

RPI 1-25				RPI 26-50				RPI 51-100				RPI 101+ Team's RPI: 261			
RPI	S	Opponent	Score	RPI	S	Opponent	Score	RPI	S	Opponent	Score	RPI	S	Opponent	Score
								62	H	Mercer	57 58	145	A	Kansas	48 66
								89	A	Liberty	42 60	156	H	Radford	50 51
								89	H	Liberty	33 46	191	A	High Point	51 44
												191	H	High Point	53 62
												210	H	Norfolk St.	27 53
												216	A	UNC Asheville	33 38
												216	H	UNC Asheville	52 60
												222	A	UNCG	72 61
												232	A	Gardner-Webb	73 44
												251	A	Presbyterian	59 65
												251	H	Presbyterian	53 40
												253	A	Col. of Charleston	53 45
												262	A	Howard	61 63
												291	H	USC Upstate	69 49
												309	H	Western Caro.	58 51
												313	A	Charleston So.	59 63
												313	H	Charleston So.	58 49
												331	A	N.C. Central	58 51
												340	A	Winthrop	72 48
												346	A	Longwood	50 57
												346	H	Longwood	58 48
LAST 12 Division I GAMES:															
216	A	UNC Asheville	33 38	156	H	Radford	50 51								
346	A	Longwood	50 57	346	H	Longwood	58 48								
251	H	Presbyterian	53 40	232	A	Gardner-Webb	73 44								
89	H	Liberty	33 46	89	A	Liberty	42 60								
313	A	Charleston So.	59 63	191	H	High Point	53 62								
191	A	High Point	51 44	251	A	Presbyterian	59 65								

Non-Div I Games: William Peace 94 42 Columbia Int'l 78 39

Campbell

Loss, Non-Conf, S Site, H Home A Away N Neutral

Average RPI Win:	278	WON-LOST	WINNING	LAST 10	STRENGTH OF	OPP. STRENGTH	TEAM	ADJ.	CONF.	ADJ CONF.
Average RPI Loss:	183	RECORD	PCT. RANK	GAMES	SCHEDULE	OF SCHEDULE	RPI	RPI	RPI	RPI
DIV. I ONLY	10- 18	251	5- 5	276	297	284	284	28	28	
DIV. I NON-CONF.	2- 9	295	0- 0	208	271	297	297	26	26	

TOTALS	RPI 1-25	RPI 26-50	W-L RECORDS	RPI 51-100	RPI 101-999	RPI 201+				
10- 18	0- 1	0- 2	OVERALL	0- 1	10- 14	9- 9				
5- 9	0- 0	0- 1	HOME	0- 0	5- 8	4- 6				
5- 8	0- 0	0- 0	AWAY	0- 1	5- 0	5- 0				
0- 1	0- 0	0- 0	NEUTRAL	0- 0	0- 1	0- 0				
2- 9	0- 1	0- 0	NON-CONFERENCE	0- 1	2- 7	2- 4				
1- 4	0- 0	0- 0	HOME	0- 0	1- 4	1- 3				
1- 4	0- 1	0- 0	AWAY	0- 1	1- 2	1- 1				
0- 1	0- 0	0- 0	NEUTRAL	0- 0	0- 1	0- 0				
8- 9	0- 0	0- 2	CONFERENCE	0- 0	8- 7	7- 5				
4- 5	0- 0	0- 1	HOME	0- 0	4- 4	3- 3				
4- 4	0- 0	0- 1	AWAY	0- 0	4- 3	4- 2				
0- 0	0- 0	0- 0	NEUTRAL	0- 0	0- 0	0- 0				

RPI 1-25				RPI 26-50				RPI 51-100				RPI 101+ Team's RPI: 284			
RPI	S	Opponent	Score	RPI	S	Opponent	Score	RPI	S	Opponent	Score	RPI	S	Opponent	Score
15	A	Buffalo	47 73	41	A	Quinnipiac	39 64	87	A	Miami (OH)	47 72	102	A	Bucknell	57 76
				41	H	Quinnipiac	55 84					120	N	Middle Tenn.	45 55
												161	A	Marist	47 58
												161	H	Marist	53 78
												192	H	Siena	65 57
												199	H	Morehead St.	52 76
												209	A	Bowling Green	71 57
												217	H	Oakland	48 83
												247	A	Niagara	72 66
												247	H	Niagara	64 60
												248	H	St. Bonaventure	71 69
												250	H	Fairfield	52 56
												255	A	Manhattan	39 58
												255	H	Manhattan	56 59
												265	H	Cornell	59 67
												273	A	Rider	54 70
												273	H	Rider	54 62
												275	H	Colgate	63 70
												302	A	Monmouth	60 48
												302	H	Monmouth	62 50
												311	A	UTRGV	46 63
												336	A	Iona	53 49
												348	A	Saint Peter's	66 53
												348	H	Saint Peter's	52 49

LAST 12 Division I GAMES:															
247	A	Niagara	72 66	247	H	Niagara	64 60	161	H	Marist	53 78				
273	H	Rider	54 62	41	H	Quinnipiac	55 84	302	A	Monmouth	60 48				
302	H	Monmouth	62 50	348	A	Saint Peter's	66 53	192	H	Siena	65 57				
161	A	Marist	47 58												
41	A	Quinnipiac	39 64												
348	H	Saint Peter's	52 49												

Non-Div I Games:

Canisius

Average RPI Win:	258	WON-LOST	WINNING	LAST 10	STRENGTH OF	OPP. STRENGTH	TEAM	ADJ.	CONF.	ADJ CONF.
Average RPI Loss:	114	RECORD	PCT. RANK	GAMES	SCHEDULE	OF SCHEDULE	RPI	RPI	RPI	RPI
DIV. I ONLY	14- 8	100	6- 4	216	247	124	124	26	26	
DIV. I NON-CONF.	3- 4	209	0- 0	60	26	83	83	25	25	

TOTALS	RPI 1-25	RPI 26-50	W-L RECORDS	RPI 51-100	RPI 101-999	RPI 201+				
14- 8	0- 3	0- 0	OVERALL	0- 0	14- 5	12- 2				
7- 2	0- 0	0- 0	HOME	0- 0	7- 2	6- 1				
5- 6	0- 0	0- 0	AWAY	0- 0	5- 0	5- 0				
2- 0	0- 0	0- 0	NEUTRAL	0- 0	2- 0	1- 0				
3- 4	0- 3	0- 0	NON-CONFERENCE	0- 0	3- 1	2- 0				
1- 0	0- 0	0- 0	HOME	0- 0	1- 0	1- 0				
0- 4	0- 3	0- 0	AWAY	0- 0	0- 1	0- 0				
2- 0	0- 0	0- 0	NEUTRAL	0- 0	2- 0	1- 0				
11- 4	0- 0	0- 0	CONFERENCE	0- 0	11- 4	10- 2				
6- 2	0- 0	0- 0	HOME	0- 0	6- 2	5- 1				
5- 2	0- 0	0- 0	AWAY	0- 0	5- 2	5- 1				
0- 0	0- 0	0- 0	NEUTRAL	0- 0	0- 0	0- 0				

RPI 1-25				RPI 26-50				RPI 51-100				RPI 101+ Team's RPI: 124			
RPI	S	Opponent	Score	RPI	S	Opponent	Score	RPI	S	Opponent	Score	RPI	S	Opponent	Score
5	A	Baylor	55 86									109	A	SFA	46 59
10	A	Tennessee	34 77									109	H	SFA	50 55
21	A	Texas A&M	61 72									114	H	Lamar University	51 39
												136	N	Clemson	53 47
												141	A	South Ala.	43 64
												225	A	A&M-Corpus Christi	58 50
												226	H	Abilene Christian	63 45
												227	H	New Orleans	48 52
												238	A	Nicholls St.	69 48
												238	H	Nicholls St.	60 42
												278	N	North Dakota St.	68 45
												279	A	McNeese	51 45
												290	A	Southeastern La.	70 78
												290	H	Southeastern La.	63 47
												294	H	Alcorn	75 52
												301	A	Incarnate Word	57 35
												321	H	Houston Baptist	64 56
												332	A	Northwestern St.	61 53
												337	H	Sam Houston St.	69 44
LAST 12 Division I GAMES:															
109	H	SFA	50 55	109	A	SFA	46 59								
238	H	Nicholls St.	60 42	226	H	Abilene Christian	63 45								
279	A	McNeese	51 45	227	H	New Orleans	48 52								
321	H	Houston Baptist	64 56	238	A	Nicholls St.	69 48								
290	A	Southeastern La.	70 78	301	A	Incarnate Word	57 35								
332	A	Northwestern St.	61 53	114	H	Lamar University	51 39								

Non-Div I Games: Central Baptist 75 34 Williams Baptist 77 31 Crowley's Ridge 106 23 Hendrix 79 22 Central Ark.

Central Conn. St.				Through Games Of Feb. 21, 2018						
Average RPI Win:	293	WON-LOST	WINNING	LAST 10	STRENGTH OF	OPP. STRENGTH	TEAM	ADJ.	CONF.	ADJ CONF.
Average RPI Loss:	180	RECORD	PCT. RANK	GAMES	SCHEDULE	OF SCHEDULE	RPI	RPI	RPI	RPI
DIV. I ONLY	6- 19	303	4- 6	194	307	295	295	29	29	
DIV. I NON-CONF.	0- 11	337	0- 0	59	184	288	288	29	29	

TOTALS	RPI 1-25	RPI 26-50	W-L RECORDS	RPI 51-100	RPI 101-999	RPI 201+				
6- 19	0- 0	0- 1	OVERALL	0- 4	6- 14	6- 8				
4- 7	0- 0	0- 0	HOME	0- 1	4- 6	4- 4				
2- 12	0- 0	0- 1	AWAY	0- 3	2- 8	2- 4				
0- 0	0- 0	0- 0	NEUTRAL	0- 0	0- 0	0- 0				
0- 11	0- 0	0- 1	NON-CONFERENCE	0- 4	0- 6	0- 2				
0- 4	0- 0	0- 0	HOME	0- 1	0- 3	0- 1				
0- 7	0- 0	0- 1	AWAY	0- 3	0- 3	0- 1				
0- 0	0- 0	0- 0	NEUTRAL	0- 0	0- 0	0- 0				
6- 8	0- 0	0- 0	CONFERENCE	0- 0	6- 8	6- 6				
4- 3	0- 0	0- 0	HOME	0- 0	4- 3	4- 3				
2- 5	0- 0	0- 0	AWAY	0- 0	2- 5	2- 3				
0- 0	0- 0	0- 0	NEUTRAL	0- 0	0- 0	0- 0				

RPI 1-25				RPI 26-50				RPI 51-100				RPI 101+ Team's RPI: 295			
RPI	S	Opponent	Score	RPI	S	Opponent	Score	RPI	S	Opponent	Score	RPI	S	Opponent	Score
				34	A	Virginia	59 103	61	A	West Virginia	52 102	118	H	Yale	62 75
								70	A	Duquesne	58 83	122	A	Saint Francis (PA)	59 87
								83	H	Albany (NY)	60 72	133	A	Robert Morris	47 66
								84	A	Penn St.	66 83	150	H	Brown	55 78
												157	A	Hartford	52 68
												188	A	Stony Brook	55 60
												258	H	Morgan St.	41 61
												266	H	St. Francis Brooklyn	70 78
												267	A	Fairleigh Dickinson	49 78
												267	H	Fairleigh Dickinson	76 56
												269	A	Sacred Heart	73 71
												269	H	Sacred Heart	69 59
												286	H	LIU Brooklyn	54 61
												287	A	Bryant	50 66
												287	H	Bryant	66 59
												288	A	Mt. St. Mary's	56 76
												288	H	Mt. St. Mary's	56 68
												289	A	Vermont	48 62
												334	A	Wagner	66 64
												334	H	Wagner	59 56

LAST 12 Division I GAMES:															
				288	A	Mt. St. Mary's	56 76	122	A	Saint Francis (PA)	59 87				
				334	A	Wagner	66 64	286	H	LIU Brooklyn	54 61				
				287	H	Bryant	66 59	266	H	St. Francis Brooklyn	70 78				
				267	H	Fairleigh Dickinson	76 56	267	A	Fairleigh Dickinson	49 78				
				269	A	Sacred Heart	73 71	269	H	Sacred Heart	69 59				
				133	A	Robert Morris	47 66	287	A	Bryant	50 66				

Non-Div I Games:

Average RPI Win:	148	WON-LOST	WINNING	LAST 10	STRENGTH OF	OPP. STRENGTH	TEAM	ADJ.	CONF.	ADJ CONF.
Average RPI Loss:	43	RECORD	PCT. RANK	GAMES	SCHEDULE	OF SCHEDULE	RPI	RPI	RPI	RPI

DIV. I ONLY	21- 4	15	9- 1	87	80	26	26	7	7
DIV. I NON-CONF.	7- 3	74	0- 0	192	59	94	94	8	8
TOTALS	RPI 1-25	RPI 26-50	W-L RECORDS	RPI 51-100	RPI 101-999	RPI 201+			
21- 4	1- 1	1- 2	OVERALL	4- 1	15- 0	6- 0			
10- 2	1- 0	0- 2	HOME	2- 0	7- 0	2- 0			
9- 2	0- 1	1- 0	AWAY	2- 1	6- 0	3- 0			
2- 0	0- 0	0- 0	NEUTRAL	0- 0	2- 0	1- 0			
7- 3	0- 0	0- 2	NON-CONFERENCE	0- 1	7- 0	4- 0			
2- 2	0- 0	0- 2	HOME	0- 0	2- 0	1- 0			
3- 1	0- 0	0- 0	AWAY	0- 1	3- 0	2- 0			
2- 0	0- 0	0- 0	NEUTRAL	0- 0	2- 0	1- 0			
14- 1	1- 1	1- 0	CONFERENCE	4- 0	8- 0	2- 0			
8- 0	1- 0	0- 0	HOME	2- 0	5- 0	1- 0			
6- 1	0- 1	1- 0	AWAY	2- 0	3- 0	1- 0			
0- 0	0- 0	0- 0	NEUTRAL	0- 0	0- 0	0- 0			

RPI 1-25	RPI 26-50	Team's RPI: 26	RPI 51-100	RPI 101+
RPI S Opponent Score	RPI S Opponent Score		RPI S Opponent Score	RPI S Opponent Score
15 A Buffal o 82 85	39 A Ball St. 69 65		60 H Toledo 85 47	111 H Western Mi ch. 74 70
15 H Buffal o 86 79	41 H Qui nni pi ac 70 84		70 A Duquesne 61 64	119 N Iowa St. 81 60
	45 H Purdue 69 79		85 A Ohio 74 72	126 A Northern Ill. 81 78
			85 H Ohio 82 58	126 H Northern Ill. 91 77
			87 A Mi ami (OH) 84 66	135 H Vanderbil t 92 75
				148 A SIUE 94 56
				160 H Kent St. 88 84
				200 A Eastern Mi ch. 95 72
				200 H Eastern Mi ch. 95 82
				209 H Bowl ing Green 90 54
				214 A Akron 95 86
				217 A Oakl and 103 85
				253 H Col. of Charleston 79 58
				263 A Indiana St. 77 67
				264 N San Diego St. 85 76
LAST 12 Division I GAMES:				
126 H Northern Ill. 91 77	15 H Buffal o 86 79			
200 H Eastern Mi ch. 95 82	111 H Western Mi ch. 74 70			
15 A Buffal o 82 85	214 A Akron 95 86			
60 H Toledo 85 47	126 A Northern Ill. 81 78			
85 A Ohio 74 72	160 H Kent St. 88 84			
200 A Eastern Mi ch. 95 72	209 H Bowl ing Green 90 54			

Non-Div I Games: Aquinas 96 47

Central Mich.

Average RPI Win:	308	WON-LOST	WINNING	LAST 10	STRENGTH OF	OPP. STRENGTH	TEAM	ADJ.	CONF.	ADJ CONF.
Average RPI Loss:	199	RECORD	PCT. RANK	GAMES	SCHEDULE	OF SCHEDULE	RPI	RPI	RPI	RPI

DIV. I ONLY	7- 16	272	3- 7	312	334	313	313	27	27
DIV. I NON-CONF.	2- 6	280	0- 0	338	226	335	335	28	28

TOTALS	RPI 1-25	RPI 26-50	W-L RECORDS	RPI 51-100	RPI 101-999	RPI 201+			
7- 16	0- 0	0- 0	OVERALL	0- 2	7- 14	7- 8			
4- 6	0- 0	0- 0	HOME	0- 0	4- 6	4- 4			
3- 9	0- 0	0- 0	AWAY	0- 0	3- 4	3- 2			
0- 1	0- 0	0- 0	NEUTRAL	0- 0	0- 1	0- 0			
2- 6	0- 0	0- 0	NON-CONFERENCE	0- 1	2- 5	2- 3			
1- 2	0- 0	0- 0	HOME	0- 0	1- 2	1- 2			
1- 3	0- 0	0- 0	AWAY	0- 1	1- 2	1- 1			
0- 1	0- 0	0- 0	NEUTRAL	0- 0	0- 1	0- 0			
5- 10	0- 0	0- 0	CONFERENCE	0- 1	5- 9	5- 5			
3- 4	0- 0	0- 0	HOME	0- 0	3- 4	3- 2			
2- 6	0- 0	0- 0	AWAY	0- 1	2- 5	2- 3			
0- 0	0- 0	0- 0	NEUTRAL	0- 0	0- 0	0- 0			

RPI 1-25				RPI 26-50				RPI 51-100				RPI 101+ Team's RPI: 313			
RPI	S	Opponent	Score	RPI	S	Opponent	Score	RPI	S	Opponent	Score	RPI	S	Opponent	Score
								69	A	Georgi a Tech	51 78	136	A	Clemson	30 66
								89	A	Li berty	53 63	156	A	Radford	57 74
												156	H	Radford	56 61
												157	N	Hartford	43 62
												191	A	Hi gh Point	49 52
												191	H	Hi gh Point	74 75
												216	A	UNC Asheville	69 71
												216	H	UNC Asheville	61 78
												232	A	Gardner-Webb	52 68
												232	H	Gardner-Webb	59 75
												251	A	Presbyteri an	64 61
												260	H	Li pscomb	54 58
												261	A	Campbel l	49 58
												261	H	Campbel l	63 59
												299	A	Wofford	68 45
												305	A	FIU	70 77
												310	H	Coppin St.	72 58
												318	H	South Carolina St.	58 60
												340	H	Winthrop	81 45
												346	A	Longwood	78 61
												346	H	Longwood	73 57

LAST 12 Division I GAMES:															
				191	A	Hi gh Point	49 52	251	A	Presbyteri an	64 61				
				232	H	Gardner-Webb	59 75	191	H	Hi gh Point	74 75				
				216	A	UNC Asheville	69 71	216	H	UNC Asheville	61 78				
				156	A	Radford	57 74	232	A	Gardner-Webb	52 68				
				261	H	Campbel l	63 59	340	H	Winthrop	81 45				
				346	A	Longwood	78 61	156	H	Radford	56 61				

Non-Div I Games: Southern Wesleyan 94 56 Erskine 79 43

Charleston So.

Average RPI Win:	230	WON-LOST	WINNING	LAST 10	STRENGTH OF	OPP. STRENGTH	TEAM	ADJ.	CONF.	ADJ CONF.
Average RPI Loss:	115	RECORD	PCT. RANK	GAMES	SCHEDULE	OF SCHEDULE	RPI	RPI	RPI	RPI
DIV. I ONLY	12- 13	191	6- 4	119	162	138	138	18	18	
DIV. I NON-CONF.	4- 9	249	0- 0	97	74	213	213	19	19	

TOTALS	RPI 1-25	RPI 26-50	W-L RECORDS	RPI 51-100	RPI 101-999	RPI 201+				
12- 13	0- 1	0- 2	OVERALL	2- 3	10- 7	9- 1				
7- 3	0- 0	0- 1	HOME	1- 2	6- 0	6- 0				
5- 8	0- 0	0- 0	AWAY	1- 1	4- 7	3- 1				
0- 2	0- 1	0- 1	NEUTRAL	0- 0	0- 0	0- 0				
4- 9	0- 1	0- 2	NON-CONFERENCE	1- 2	3- 4	3- 0				
3- 2	0- 0	0- 1	HOME	1- 1	2- 0	2- 0				
1- 5	0- 0	0- 0	AWAY	0- 1	1- 4	1- 0				
0- 2	0- 1	0- 1	NEUTRAL	0- 0	0- 0	0- 0				
8- 4	0- 0	0- 0	CONFERENCE	1- 1	7- 3	6- 1				
4- 1	0- 0	0- 0	HOME	0- 1	4- 0	4- 0				
4- 3	0- 0	0- 0	AWAY	1- 0	3- 3	2- 1				
0- 0	0- 0	0- 0	NEUTRAL	0- 0	0- 0	0- 0				

RPI 1-25				RPI 26-50				RPI 51-100				RPI 101+ Team's RPI: 138			
RPI	S	Opponent	Score	RPI	S	Opponent	Score	RPI	S	Opponent	Score	RPI	S	Opponent	Score
18	N	Iowa	64 77	32	N	South Dakota St.	70 71	62	H	Mercer	74 90	116	A	Arkansas	72 73
				33	H	Rutgers	54 77	70	H	Duquesne	75 72	120	A	Mi ddle Tenn.	45 64
								79	A	UAB	80 71	165	A	Loui si ana Tech	64 51
								91	H	Rice	55 62	167	A	UTEP	58 67
								100	A	Wake Forest	69 71	170	A	Davi dson	66 68
												185	A	East Carol ina	55 58
												186	A	Wi sconsi n	66 80
												202	A	Southern Mi ss.	85 79
												202	H	Southern Mi ss.	66 56
												215	A	North Texas	68 73
												216	A	UNC Asheville	51 47
												277	A	Ol d Domi ni on	63 60
												296	H	UTSA	88 75
												305	H	FIU	80 57
												310	H	Coppi n St.	78 49
												318	H	South Carol ina St.	64 49
												319	H	Marshall	67 61

LAST 12 Division I GAMES:															
				79	A	UAB	80 71	202	A	Southern Mi ss.	85 79				
				165	A	Loui si ana Tech	64 51	91	H	Rice	55 62				
				296	H	UTSA	88 75	215	A	North Texas	68 73				
				305	H	FIU	80 57	167	A	UTEP	58 67				
				319	H	Marshall	67 61	277	A	Ol d Domi ni on	63 60				
				120	A	Mi ddle Tenn.	45 64	202	H	Southern Mi ss.	66 56				

Non-Div I Games:

Charlotte

■ Loss,
 ■ Non-Conf,
 ■ S Site,
 ■ Home
 ■ Away
 N Neutral

Average RPI Win:	196	WON-LOST	WINNING	LAST 10	STRENGTH OF	OPP. STRENGTH	TEAM	ADJ.	CONF.	ADJ CONF.
Average RPI Loss:	102	RECORD	PCT. RANK	GAMES	SCHEDULE	OF SCHEDULE	RPI	RPI	RPI	RPI
DIV. I ONLY	16- 10	109	5- 5	132	122	115	115	17	17	
DIV. I NON-CONF.	9- 5	99	0- 0	41	63	57	57	17	17	

TOTALS	RPI 1-25	RPI 26-50	W-L RECORDS	RPI 51-100	RPI 101-999	RPI 201+				
16- 10	0- 1	0- 1	OVERALL	2- 3	14- 5	8- 0				
8- 5	0- 0	0- 0	HOME	1- 3	7- 2	5- 0				
5- 4	0- 1	0- 0	AWAY	1- 0	4- 3	3- 0				
3- 1	0- 0	0- 1	NEUTRAL	0- 0	3- 0	0- 0				
9- 5	0- 1	0- 1	NON-CONFERENCE	2- 2	7- 1	2- 0				
4- 2	0- 0	0- 0	HOME	1- 2	3- 0	2- 0				
2- 2	0- 1	0- 0	AWAY	1- 0	1- 1	0- 0				
3- 1	0- 0	0- 1	NEUTRAL	0- 0	3- 0	0- 0				
7- 5	0- 0	0- 0	CONFERENCE	0- 1	7- 4	6- 0				
4- 3	0- 0	0- 0	HOME	0- 1	4- 2	3- 0				
3- 2	0- 0	0- 0	AWAY	0- 0	3- 2	3- 0				
0- 0	0- 0	0- 0	NEUTRAL	0- 0	0- 0	0- 0				

RPI 1-25				RPI 26-50				RPI 51-100				RPI 101+ Team's RPI: 115			
RPI	S	Opponent	Score	RPI	S	Opponent	Score	RPI	S	Opponent	Score	RPI	S	Opponent	Score
16	A	Green Bay	30 60	35	N	Princeton	49 59	51	H	UCF	57 58	104	N	Auburn	50 41
								52	A	Indiana	64 61	121	N	Georgetown	54 41
								55	H	FGCU	68 61	128	A	ETSU	58 65
								62	H	Mercer	50 71	128	H	ETSU	55 61
								75	H	Virginia Tech	44 64	146	H	Samford	68 58
												158	A	Florida	65 60
												175	A	Furman	57 58
												175	H	Furman	45 50
												178	A	Stetson	67 78
												183	N	Northwestern	61 44
												193	H	UT Martin	87 82
												205	H	Hampton	64 52
												222	A	UNCG	73 57
												222	H	UNCG	49 42
												251	H	Presbyteria n	71 51
												299	A	Wofford	54 47
												299	H	Wofford	76 46
												309	A	Western Caro.	58 41
												309	H	Western Caro.	47 32

LAST 12 Division I GAMES:															
299	H	Wofford	76 46	146	H	Samford	68 58								
175	H	Furman	45 50	175	A	Furman	57 58								
128	H	ETSU	55 61	299	A	Wofford	54 47								
222	A	UNCG	73 57	128	A	ETSU	58 65								
309	A	Western Caro.	58 41	309	H	Western Caro.	47 32								
62	H	Mercer	50 71	222	H	UNCG	49 42								

Non-Div I Games:

Chattanooga

Average RPI Win:	325	WON-LOST	WINNING	LAST 10	STRENGTH OF	OPP. STRENGTH	TEAM	ADJ.	CONF.	ADJ CONF.
Average RPI Loss:	209	RECORD	PCT. RANK	GAMES	SCHEDULE	OF SCHEDULE	RPI	RPI	RPI	RPI
DIV. I ONLY	1- 25	349	1- 9	272	323	345	345	31	31	
DIV. I NON-CONF.	0- 15	337	0- 1	237	253	342	342	31	31	

TOTALS	RPI 1-25	RPI 26-50	W-L RECORDS	RPI 51-100	RPI 101-999	RPI 201+				
1- 25	0- 0	0- 0	OVERALL	0- 2	1- 23	1- 14				
0- 11	0- 0	0- 0	HOME	0- 1	0- 10	0- 6				
1- 13	0- 0	0- 0	AWAY	0- 1	1- 12	1- 8				
0- 1	0- 0	0- 0	NEUTRAL	0- 0	0- 1	0- 0				
0- 15	0- 0	0- 0	NON-CONFERENCE	0- 2	0- 13	0- 4				
0- 7	0- 0	0- 0	HOME	0- 1	0- 6	0- 2				
0- 7	0- 0	0- 0	AWAY	0- 1	0- 6	0- 2				
0- 1	0- 0	0- 0	NEUTRAL	0- 0	0- 1	0- 0				
1- 10	0- 0	0- 0	CONFERENCE	0- 0	1- 10	1- 10				
0- 4	0- 0	0- 0	HOME	0- 0	0- 4	0- 4				
1- 6	0- 0	0- 0	AWAY	0- 0	1- 6	1- 6				
0- 0	0- 0	0- 0	NEUTRAL	0- 0	0- 0	0- 0				

RPI 1-25				RPI 26-50				RPI 51-100				RPI 101+				Team's RPI: 345	
RPI	S	Opponent	Score	RPI	S	Opponent	Score	RPI	S	Opponent	Score	RPI	S	Opponent	Score		
								92	A	Kansas St.	51	99	110	A	Wright St.	39	84
								96	H	Milwaukee	59	84	113	A	Western Ill.	54	71
													113	H	Western Ill.	45	83
													126	H	Northern Ill.	59	80
													137	A	Wichita St.	63	66
													173	A	Pittsburgh	49	87
													181	N	Oral Roberts	43	73
													183	H	Northwestern	36	63
													199	H	Morehead St.	40	79
													212	A	CSU Bakersfield	49	63
													212	H	CSU Bakersfield	36	63
													221	A	Seattle U	60	72
													221	H	Seattle U	56	63
													223	A	Illinois	56	66
													233	A	New Mexico St.	59	74
													276	A	Grand Canyon	36	64
													276	H	Grand Canyon	43	59
													283	A	UMKC	47	106
													293	A	Valparaiso	60	71
													303	H	Loyola Chicago	28	46
													307	H	Jackson St.	69	87
													311	A	UTRGV	44	81
													325	A	Utah Valley	84	74
													325	H	Utah Valley	30	68

LAST 12 Division I GAMES:																	
				283	A	UMKC	47	106				212	A	CSU Bakersfield	49	63	
				221	A	Seattle U	60	72				276	A	Grand Canyon	36	64	
				325	A	Utah Valley	84	74				325	H	Utah Valley	30	68	
				276	H	Grand Canyon	43	59				221	H	Seattle U	56	63	
				212	H	CSU Bakersfield	36	63				233	A	New Mexico St.	59	74	
				311	A	UTRGV	44	81				173	A	Pittsburgh	49	87	

Non-Div I Games:

Chicago St.

Average RPI Win:	195	WON-LOST	WINNING	LAST 10	STRENGTH OF	OPP. STRENGTH	TEAM	ADJ.	CONF.	ADJ CONF.
Average RPI Loss:	109	RECORD	PCT. RANK	GAMES	SCHEDULE	OF SCHEDULE	RPI	RPI	RPI	RPI
DIV. I ONLY	16- 10	109	7- 3	167	86	125	125	8	8	
DIV. I NON-CONF.	7- 5	132	0- 0	261	128	214	214	7	7	

TOTALS	RPI 1-25	RPI 26-50	W-L RECORDS	RPI 51-100	RPI 101-999	RPI 201+				
16- 10	0- 3	0- 0	OVERALL	2- 1	14- 6	7- 1				
10- 6	0- 2	0- 0	HOME	1- 1	9- 3	5- 0				
6- 4	0- 1	0- 0	AWAY	1- 0	5- 3	2- 1				
0- 0	0- 0	0- 0	NEUTRAL	0- 0	0- 0	0- 0				
7- 5	0- 1	0- 0	NON-CONFERENCE	1- 0	6- 4	6- 1				
6- 3	0- 1	0- 0	HOME	1- 0	5- 2	5- 0				
1- 2	0- 0	0- 0	AWAY	0- 0	1- 2	1- 1				
0- 0	0- 0	0- 0	NEUTRAL	0- 0	0- 0	0- 0				
9- 5	0- 2	0- 0	CONFERENCE	1- 1	8- 2	1- 0				
4- 3	0- 1	0- 0	HOME	0- 1	4- 1	0- 0				
5- 2	0- 1	0- 0	AWAY	1- 0	4- 1	1- 0				
0- 0	0- 0	0- 0	NEUTRAL	0- 0	0- 0	0- 0				

RPI 1-25				RPI 26-50				RPI 51-100				RPI 101+				Team's RPI: 125
RPI	S	Opponent	Score	RPI	S	Opponent	Score	RPI	S	Opponent	Score	RPI	S	Opponent	Score	
2	A	UConn	65 106					51	H	UCF	38 50	117	H	Tulane	83 52	
7	H	Ohio St.	76 87					56	A	Houston	88 82	122	H	Saint Francis (PA)	73 77	
19	H	South Fla.	46 69					87	H	Miami (OH)	73 62	128	A	ETSU	77 87	
												137	A	Wichita St.	75 69	
												173	H	Pittsburgh	46 66	
												179	A	Tulsa	51 64	
												179	H	Tulsa	78 41	
												185	A	East Carolina	66 54	
												185	H	East Carolina	70 79	
												190	A	Temple	70 52	
												190	H	Temple	80 72	
												201	H	Memphis	64 53	
												207	A	SMU	58 40	
												209	H	Bowling Green	75 51	
												219	A	Xavier	50 53	
												220	H	Southeast Mo. St.	65 52	
												262	H	Howard	87 53	
												277	A	Old Dominion	54 33	
												290	H	Southeastern La.	82 43	
												308	H	Eastern Ky.	64 53	

LAST 12 Division I GAMES:																
190	A	Temple	70 52	185	H	East Carolina	70 79	207	A	SMU	58 40					
179	H	Tulsa	78 41	201	H	Memphis	64 53	190	H	Temple	80 72					
117	H	Tulane	83 52	56	A	Houston	88 82	51	H	UCF	38 50					
137	A	Wichita St.	75 69	179	A	Tulsa	51 64									
2	A	UConn	65 106													

Non-Div I Games: Slippery Rock 85 52

Cincinnati

Average RPI Win: 229	WON-LOST RECORD	WINNING PCT. RANK	LAST 10 GAMES	STRENGTH OF SCHEDULE	OPP. STRENGTH OF SCHEDULE	TEAM RPI	ADJ. RPI	CONF. RPI	ADJ CONF. RPI
Average RPI Loss: 85									
DIV. I ONLY	19- 9	74	7- 3	171	184	105	105	11	11
DIV. I NON-CONF.	8- 3	65	0- 0	240	248	111	111	15	15

TOTALS	RPI 1-25	RPI 26-50	W-L RECORDS	RPI 51-100	RPI 101-999	RPI 201+			
19- 9	1- 1	0- 1	OVERALL	1- 5	17- 2	13- 0			
10- 4	1- 0	0- 1	HOME	1- 2	8- 1	6- 0			
8- 4	0- 1	0- 0	AWAY	0- 3	8- 0	7- 0			
1- 1	0- 0	0- 0	NEUTRAL	0- 0	1- 1	0- 0			
8- 3	0- 0	0- 1	NON-CONFERENCE	1- 1	7- 1	5- 0			
4- 1	0- 0	0- 1	HOME	1- 0	3- 0	2- 0			
3- 1	0- 0	0- 0	AWAY	0- 1	3- 0	3- 0			
1- 1	0- 0	0- 0	NEUTRAL	0- 0	1- 1	0- 0			
11- 6	1- 1	0- 0	CONFERENCE	0- 4	10- 1	8- 0			
6- 3	1- 0	0- 0	HOME	0- 2	5- 1	4- 0			
5- 3	0- 1	0- 0	AWAY	0- 2	5- 0	4- 0			
0- 0	0- 0	0- 0	NEUTRAL	0- 0	0- 0	0- 0			

RPI 1-25				RPI 26-50				RPI 51-100				RPI 101+				Team's RPI: 105
RPI	S	Opponent	Score	RPI	S	Opponent	Score	RPI	S	Opponent	Score	RPI	S	Opponent	Score	
16	A	Green Bay	43 69	39	H	Ball St.	64 76	60	A	Toledo	56 65	110	A	Wright St.	70 63	
16	H	Green Bay	71 60					77	A	IUPUI	56 94	110	H	Wright St.	71 70	
								77	H	IUPUI	64 77	131	N	Saint Louis	64 80	
								85	H	Ohio	71 64	170	H	Youngstown St.	52 66	
								96	A	Milwaukee	72 79	176	N	Louisiana	54 45	
								96	H	Milwaukee	63 69	200	H	Eastern Mich.	77 65	
												217	A	Oakland	86 66	
												217	H	Oakland	70 62	
												243	A	Northern Ky.	70 65	
												243	H	Northern Ky.	72 49	
												247	A	Niagara	70 61	
												254	A	Illinois St.	56 47	
												274	A	Bradley	67 65	
												319	H	Marshall	85 76	
												323	A	Detroit Mercy	90 76	
												323	H	Detroit Mercy	75 50	
												326	A	Ill. -Chicago	64 42	
												326	H	Ill. -Chicago	70 67	
												347	H	Eastern Ill.	77 69	
LAST 12 Division I GAMES:																
110	A	Wright St.	70 63	323	A	Detroit Mercy	90 76									
96	H	Milwaukee	63 69	243	H	Northern Ky.	72 49									
16	H	Green Bay	71 60	110	H	Wright St.	71 70									
77	A	IUPUI	56 94	170	H	Youngstown St.	52 66									
326	A	Ill. -Chicago	64 42	243	A	Northern Ky.	70 65									
217	A	Oakland	86 66	16	A	Green Bay	43 69									

Non-Div I Games:

Cleveland and St.

Average RPI Win: 242
Average RPI Loss: 170

Average RPI Win: 242		WON-LOST RECORD		WINNING PCT. RANK		LAST 10 GAMES		STRENGTH OF SCHEDULE		OPP. STRENGTH OF SCHEDULE		TEAM RPI		ADJ. RPI		CONF. RPI		ADJ CONF. RPI	
DIV. I ONLY		12- 12		173		5- 5		273		249		256		256		22		22	
DIV. I NON-CONF.		4- 5		202		0- 0		333		226		329		329		23		23	
TOTALS		RPI 1-25		RPI 26-50		W-L RECORDS		RPI 51-100		RPI 101-999		RPI 201+							
12- 12		0- 0		0- 1		OVERALL		0- 1		12- 10		7- 4							
11- 4		0- 0		0- 0		HOME		0- 0		11- 4		7- 2							
1- 5		0- 0		0- 0		AWAY		0- 0		1- 5		0- 1							
0- 3		0- 0		0- 1		NEUTRAL		0- 1		0- 1		0- 1							
4- 5		0- 0		0- 1		NON-CONFERENCE		0- 1		4- 3		4- 3							
4- 2		0- 0		0- 0		HOME		0- 0		4- 2		4- 2							
0- 0		0- 0		0- 0		AWAY		0- 0		0- 0		0- 0							
0- 3		0- 0		0- 1		NEUTRAL		0- 1		0- 1		0- 1							
8- 7		0- 0		0- 0		CONFERENCE		0- 0		8- 7		3- 1							
7- 2		0- 0		0- 0		HOME		0- 0		7- 2		3- 0							
1- 5		0- 0		0- 0		AWAY		0- 0		1- 5		0- 1							
0- 0		0- 0		0- 0		NEUTRAL		0- 0		0- 0		0- 0							

RPI 1-25				RPI 26-50				RPI 51-100				RPI 101+				Team's RPI: 256	
RPI	S	Opponent	Score	RPI	S	Opponent	Score	RPI	S	Opponent	Score	RPI	S	Opponent	Score		
				31	N	Syracuse	57 69										
								66	N	Nebraska	47 55						
												108	H	Little Rock	49 51		
												132	A	Texas St.	69 78		
												132	H	Texas St.	65 64		
												141	A	South Ala.	62 68		
												141	H	South Ala.	71 56		
												159	A	UT Arlington	63 65		
												159	H	UT Arlington	89 76		
												168	A	Troy	97 92		
												168	H	Troy	84 71		
												176	A	Louisiana	55 59		
												198	H	Arkansas St.	63 70		
												215	N	North Texas	34 50		
												222	H	UNCG	54 60		
												253	H	Col. of Charleston	70 72		
												259	H	UNCW	57 41		
												272	H	Appalachian St.	73 68		
												299	H	Wofford	67 51		
												315	H	Georgia St.	64 49		
												329	H	Ga. Southern	54 51		
												330	H	Fort Wayne	67 58		
												331	H	N. C. Central	68 65		
												339	A	La. -Monroe	56 62		
LAST 12 Division I GAMES:																	
				141	H	South Ala.	71 56	198	H	Arkansas St.	63 70						
				168	H	Troy	84 71	168	A	Troy	97 92						
				272	H	Appalachian St.	73 68	141	A	South Ala.	62 68						
				159	A	UT Arlington	63 65	315	H	Georgia St.	64 49						
				132	A	Texas St.	69 78	329	H	Ga. Southern	54 51						
				108	H	Little Rock	49 51	176	A	Louisiana	55 59						

Coastal Caro.

Average RPI Win:	266	WON-LOST	WINNING	LAST 10	STRENGTH OF	OPP. STRENGTH	TEAM	ADJ.	CONF.	ADJ CONF.
Average RPI Loss:	133	RECORD	PCT. RANK	GAMES	SCHEDULE	OF SCHEDULE	RPI	RPI	RPI	RPI
DIV. I ONLY	6- 20	307	1- 9	130	169	253	253	10	10	
DIV. I NON-CONF.	4- 7	226	0- 0	201	183	233	233	11	11	

TOTALS	RPI 1-25	RPI 26-50	W-L RECORDS	RPI 51-100	RPI 101-999	RPI 201+				
6- 20	0- 1	0- 3	OVERALL	0- 5	6- 11	6- 5				
2- 10	0- 0	0- 1	HOME	0- 3	2- 6	2- 4				
4- 10	0- 1	0- 2	AWAY	0- 2	4- 5	4- 1				
0- 0	0- 0	0- 0	NEUTRAL	0- 0	0- 0	0- 0				
4- 7	0- 1	0- 1	NON-CONFERENCE	0- 2	4- 3	4- 2				
2- 3	0- 0	0- 0	HOME	0- 1	2- 2	2- 2				
2- 4	0- 1	0- 1	AWAY	0- 1	2- 1	2- 0				
0- 0	0- 0	0- 0	NEUTRAL	0- 0	0- 0	0- 0				
2- 13	0- 0	0- 2	CONFERENCE	0- 3	2- 8	2- 3				
0- 7	0- 0	0- 1	HOME	0- 2	0- 4	0- 2				
2- 6	0- 0	0- 1	AWAY	0- 1	2- 4	2- 1				
0- 0	0- 0	0- 0	NEUTRAL	0- 0	0- 0	0- 0				

RPI 1-25				RPI 26-50				RPI 51-100				RPI 101+ Team's RPI: 253			
RPI	S	Opponent	Score	RPI	S	Opponent	Score	RPI	S	Opponent	Score	RPI	S	Opponent	Score
17	A	South Carolina	43 69	26	A	Central Mich.	58 79	53	H	Drexel	53 80	127	A	Delaware	51 79
				50	A	Elon	44 97	67	A	Michigan St.	43 107	127	H	Delaware	59 68
				50	H	Elon	55 77	72	A	James Madison	53 67	139	A	Northeastern	37 59
								72	H	James Madison	45 67	153	A	William & Mary	66 79
								100	H	Wake Forest	40 77	153	H	William & Mary	54 68
												175	A	Furman	58 72
												237	A	Hofstra	60 65
												237	H	Hofstra	60 75
												252	A	North Florida	73 69
												256	A	Coastal Caro.	72 70
												259	A	UNCW	72 63
												260	H	Lipscomb	85 69
												261	H	Campbell	45 53
												270	A	Towson	80 67
												270	H	Towson	58 83
												272	H	Appalachian St.	70 76
												299	H	Wofford	59 51

LAST 12 Division I GAMES:															
127	A	Delaware	51 79	153	A	William & Mary	66 79								
50	A	Elon	44 97	270	H	Towson	58 83								
259	A	UNCW	72 63	72	H	James Madison	45 67								
53	H	Drexel	53 80	237	A	Hofstra	60 65								
50	H	Elon	55 77	139	A	Northeastern	37 59								
72	A	James Madison	53 67	127	H	Delaware	59 68								

Non-Div I Games:

Col. of Charleston

Average RPI Win:	268	WON-LOST	WINNING	LAST 10	STRENGTH OF	OPP. STRENGTH	TEAM	ADJ.	CONF.	ADJ CONF.
Average RPI Loss:	151	RECORD	PCT. RANK	GAMES	SCHEDULE	OF SCHEDULE	RPI	RPI	RPI	RPI
DIV. I ONLY	6- 21	309	2- 8	152	220	275	275	15	15	
DIV. I NON-CONF.	4- 7	226	0- 0	253	290	237	237	18	18	

TOTALS	RPI 1-25	RPI 26-50	W-L RECORDS	RPI 51-100	RPI 101-999	RPI 201+				
6- 21	0- 0	0- 2	OVERALL	0- 4	6- 15	5- 7				
2- 10	0- 0	0- 0	HOME	0- 2	2- 8	2- 3				
4- 11	0- 0	0- 2	AWAY	0- 2	4- 7	3- 4				
0- 0	0- 0	0- 0	NEUTRAL	0- 0	0- 0	0- 0				
4- 7	0- 0	0- 2	NON-CONFERENCE	0- 0	4- 5	4- 2				
1- 3	0- 0	0- 0	HOME	0- 0	1- 3	1- 1				
3- 4	0- 0	0- 2	AWAY	0- 0	3- 2	3- 1				
0- 0	0- 0	0- 0	NEUTRAL	0- 0	0- 0	0- 0				
2- 14	0- 0	0- 0	CONFERENCE	0- 4	2- 10	1- 5				
1- 7	0- 0	0- 0	HOME	0- 2	1- 5	1- 2				
1- 7	0- 0	0- 0	AWAY	0- 2	1- 5	0- 3				
0- 0	0- 0	0- 0	NEUTRAL	0- 0	0- 0	0- 0				

RPI 1-25				RPI 26-50				RPI 51-100				RPI 101+ Team's RPI: 275			
RPI	S	Opponent	Score	RPI	S	Opponent	Score	RPI	S	Opponent	Score	RPI	S	Opponent	Score
31	A	Syracuse	39 79	58	A	American	44 67	102	A	Bucknell I	57 77				
40	A	Arizona St.	54 65	58	H	American	55 77	102	H	Bucknell I	42 63				
				82	A	Navy	54 70	118	A	Yale	56 82				
				82	H	Navy	42 69	150	H	Brown	73 83				
								164	A	Army West Point	49 69				
								164	H	Army West Point	54 62				
								192	H	Siena	70 73				
								196	A	Lehigh	54 48				
								196	H	Lehigh	51 59				
								204	A	Boston U.	64 66				
								204	H	Boston U.	49 62				
								224	A	Lafayette	48 63				
								236	H	Holy Cross	64 71				
								246	A	Loyola Maryland	55 70				
								246	H	Loyola Maryland	71 60				
								247	H	Niagara	44 81				
								265	A	Cornell	74 70				
								267	A	Fairleigh Dickinson	51 61				
								270	A	Towson	65 61				
								284	A	Canisius	70 63				
								344	H	UMass Lowell	84 64				
LAST 12 Division I GAMES:															
164	A	Army West Point	49 69	58	A	American	44 67								
246	H	Loyola Maryland	71 60	164	H	Army West Point	54 62								
196	A	Lehigh	54 48	246	A	Loyola Maryland	55 70								
102	H	Bucknell I	42 63	196	H	Lehigh	51 59								
204	A	Boston U.	64 66	102	A	Bucknell I	57 77								
82	H	Navy	42 69	204	H	Boston U.	49 62								

Non-Div I Games:

Colgate

RPI 1-25				RPI 26-50				RPI 51-100				RPI 101+				Team's RPI: 147	
RPI	S	Opponent	Score	RPI	S	Opponent	Score	RPI	S	Opponent	Score	RPI	S	Opponent	Score		
8	H	Oregon	55 74	36	A	Cal i forn i a	76 78	90	H	Dartmouth	75 81	101	H	George Mason	76 61		
9	H	UCLA	55 93	38	H	Oregon St.	71 86	94	A	Utah	69 65	107	A	North Carolina	80 87		
14	A	Stanford	53 62	40	A	Ari zona St.	59 73	94	H	Utah	74 78	123	A	Colorado St.	70 67		
				40	H	Ari zona St.	47 72	98	A	Washi ngton St.	75 89	146	A	Samford	71 60		
				46	H	Mi ami (FL)	67 61	98	H	Washi ngton St.	72 69	184	A	Washi ngton	66 61		
				49	H	Southern Cal i forn i a	51 86					184	H	Washi ngton	76 56		
												235	H	Fl a. Atlanti c	76 69		
												278	H	North Dakota St.	108 59		
												281	A	Ari zona	63 72		
												281	H	Ari zona	79 60		
												297	A	Air Force	68 43		
												341	H	Mi ssi ssi ppi Val .	85 48		
LAST 12 Di vi si on I GAMES:																	
				98	H	Washi ngton St.	72 69	38	H	Oregon St.	71 86						
				184	H	Washi ngton	76 56	8	H	Oregon	55 74						
				14	A	Stanford	53 62	40	A	Ari zona St.	59 73						
				36	A	Cal i forn i a	76 78	281	A	Ari zona	63 72						
				94	H	Utah	74 78	9	H	UCLA	55 93						
				94	A	Utah	69 65	49	H	Southern Cal i forn i a	51 86						

Col orado

Average RPI Win:	207	WON-LOST	WINNING	LAST 10	STRENGTH OF	OPP. STRENGTH	TEAM	ADJ.	CONF.	ADJ CONF.
Average RPI Loss:	114	RECORD	PCT. RANK	GAMES	SCHEDULE	OF SCHEDULE	RPI	RPI	RPI	RPI
DIV. I ONLY	17- 9	85	7- 3	159	144	123	123	16	16	
DIV. I NON-CONF.	7- 3	74	0- 0	81	193	97	97	14	14	

TOTALS	RPI 1-25	RPI 26-50	W-L RECORDS	RPI 51-100	RPI 101-999	RPI 201+				
17- 9	0- 1	2- 0	OVERALL	2- 2	13- 6	11- 0				
10- 6	0- 1	1- 0	HOME	1- 1	8- 4	7- 0				
7- 3	0- 0	1- 0	AWAY	1- 1	5- 2	4- 0				
0- 0	0- 0	0- 0	NEUTRAL	0- 0	0- 0	0- 0				
7- 3	0- 1	2- 0	NON-CONFERENCE	0- 0	5- 2	3- 0				
5- 3	0- 1	1- 0	HOME	0- 0	4- 2	3- 0				
2- 0	0- 0	1- 0	AWAY	0- 0	1- 0	0- 0				
0- 0	0- 0	0- 0	NEUTRAL	0- 0	0- 0	0- 0				
10- 6	0- 0	0- 0	CONFERENCE	2- 2	8- 4	8- 0				
5- 3	0- 0	0- 0	HOME	1- 1	4- 2	4- 0				
5- 3	0- 0	0- 0	AWAY	1- 1	4- 2	4- 0				
0- 0	0- 0	0- 0	NEUTRAL	0- 0	0- 0	0- 0				

RPI 1-25				RPI 26-50				RPI 51-100				RPI 101+ Team's RPI: 123			
RPI	S	Opponent	Score	RPI	S	Opponent	Score	RPI	S	Opponent	Score	RPI	S	Opponent	Score
24	H	Oklahoma	46 78	37	A	Northern Colo.	55 44	65	A	Wyoming	64 53	130	H	Idaho	69 83
				48	H	Gonzaga	65 49	65	H	Wyoming	49 53	134	A	Fresno St.	45 56
								86	A	UNLV	52 56	134	H	Fresno St.	64 75
								93	H	New Mexico	74 71	140	H	BYU	56 54
												147	H	Colorado	67 70
												151	A	Boise St.	49 55
												151	H	Boise St.	58 62
												172	A	Denver	61 56
												218	A	Nevada	65 59
												244	A	San Jose St.	73 66
												244	H	San Jose St.	63 48
												257	H	Prairie View	71 59
												258	H	Morgan St.	60 44
												264	A	San Diego St.	65 63
												264	H	San Diego St.	72 43
												297	A	Air Force	40 39
												297	H	Air Force	61 50
												298	H	Utah St.	56 45
												331	H	N. C. Central	85 48
LAST 12 Division I GAMES:															
151	A	Boise St.	49 55	93	H	New Mexico	74 71	264	H	San Diego St.	72 43				
134	H	Fresno St.	64 75	86	A	UNLV	52 56	297	A	Air Force	40 39				
244	A	San Jose St.	73 66	65	H	Wyoming	49 53	298	H	Utah St.	56 45				
297	H	Air Force	61 50												
218	A	Nevada	65 59												
65	A	Wyoming	64 53												

Non-Div I Games: Eastern N.M. 75 35

Colorado St.

Loss,
Non-Conf, S Site,
H Home
A Away
N Neutral

Average RPI Win:	234	WON-LOST	WINNING	LAST 10	STRENGTH OF	OPP. STRENGTH	TEAM	ADJ.	CONF.	ADJ CONF.
Average RPI Loss:	105	RECORD	PCT. RANK	GAMES	SCHEDULE	OF SCHEDULE	RPI	RPI	RPI	RPI
DIV. I ONLY	7- 18	283	1- 9	77	119	213	213	9	9	
DIV. I NON-CONF.	6- 9	214	0- 2	123	135	175	175	9	9	

TOTALS	RPI 1-25	RPI 26-50	W-L RECORDS	RPI 51-100	RPI 101-999	RPI 201+				
7- 18	0- 3	0- 3	OVERALL	0- 6	7- 6	5- 4				
3- 7	0- 1	0- 1	HOME	0- 1	3- 4	1- 2				
4- 8	0- 0	0- 1	AWAY	0- 5	4- 2	4- 2				
0- 3	0- 2	0- 1	NEUTRAL	0- 0	0- 0	0- 0				
6- 9	0- 3	0- 1	NON-CONFERENCE	0- 2	6- 3	4- 3				
3- 2	0- 1	0- 0	HOME	0- 0	3- 1	1- 1				
3- 4	0- 0	0- 0	AWAY	0- 2	3- 2	3- 2				
0- 3	0- 2	0- 1	NEUTRAL	0- 0	0- 0	0- 0				
1- 9	0- 0	0- 2	CONFERENCE	0- 4	1- 3	1- 1				
0- 5	0- 0	0- 1	HOME	0- 1	0- 3	0- 1				
1- 4	0- 0	0- 1	AWAY	0- 3	1- 0	1- 0				
0- 0	0- 0	0- 0	NEUTRAL	0- 0	0- 0	0- 0				

RPI 1-25				RPI 26-50				RPI 51-100				RPI 101+ Team's RPI: 213			
RPI	S	Opponent	Score	RPI	S	Opponent	Score	RPI	S	Opponent	Score	RPI	S	Opponent	Score
3	N	Mississippi St.	54 90	35	A	Princeton	47 69	56	A	Houston	53 77	118	H	Yale	50 73
15	H	Buffalo	63 65	35	H	Princeton	46 74	73	A	Harvard	67 85	122	H	Saint Francis (PA)	94 81
16	N	Green Bay	43 61	40	N	Arizona St.	48 72	74	A	Penn	51 70	150	H	Brown	80 84
								74	H	Penn	39 75	194	H	Boston College	68 60
								90	A	Dartmouth	65 88	205	A	Hampton	58 60
								91	A	Rice	44 67	208	A	Providence	73 64
												211	H	Richmond	79 85
												237	H	Hofstra	75 53
												265	A	Cornell	72 54
												265	H	Cornell	47 57
												289	A	Vermont	73 66
												320	A	UMBC	60 44
												344	A	UMass Lowell	70 77
LAST 12 Division I GAMES:															
35	H	Princeton	46 74	265	A	Cornell	72 54								
74	H	Penn	39 75	265	H	Cornell	47 57								
150	H	Brown	80 84	74	A	Penn	51 70								
118	H	Yale	50 73	35	A	Princeton	47 69								
90	A	Dartmouth	65 88	205	A	Hampton	58 60								
73	A	Harvard	67 85	91	A	Rice	44 67								

Non-Div I Games:

Columbi a

Average RPI Win:	303	WON-LOST	WINNING	LAST 10	STRENGTH OF	OPP. STRENGTH	TEAM	ADJ.	CONF.	ADJ CONF.
Average RPI Loss:	181	RECORD	PCT. RANK	GAMES	SCHEDULE	OF SCHEDULE	RPI	RPI	RPI	RPI
DIV. I ONLY	6- 20	307	3- 7	192	328	310	310	30	30	
DIV. I NON-CONF.	1- 11	331	0- 0	84	177	280	280	30	30	

TOTALS	RPI 1-25	RPI 26-50	W-L RECORDS	RPI 51-100	RPI 101-999	RPI 201+				
6- 20	0- 3	0- 0	OVERALL	0- 1	6- 16	6- 11				
6- 3	0- 1	0- 0	HOME	0- 0	6- 2	6- 1				
0- 15	0- 0	0- 0	AWAY	0- 0	0- 4	0- 4				
0- 2	0- 1	0- 0	NEUTRAL	0- 0	0- 1	0- 1				
1- 11	0- 3	0- 0	NON-CONFERENCE	0- 1	1- 7	1- 4				
1- 1	0- 1	0- 0	HOME	0- 0	1- 0	1- 0				
0- 8	0- 1	0- 0	AWAY	0- 1	0- 6	0- 3				
0- 2	0- 1	0- 0	NEUTRAL	0- 0	0- 1	0- 1				
5- 9	0- 0	0- 0	CONFERENCE	0- 0	5- 9	5- 7				
5- 2	0- 0	0- 0	HOME	0- 0	5- 2	5- 1				
0- 7	0- 0	0- 0	AWAY	0- 0	0- 7	0- 6				
0- 0	0- 0	0- 0	NEUTRAL	0- 0	0- 0	0- 0				

RPI 1-25				RPI 26-50				RPI 51-100				RPI 101+ Team's RPI: 310			
RPI	S	Opponent	Score	RPI	S	Opponent	Score	RPI	S	Opponent	Score	RPI	S	Opponent	Score
5	A	Baylor	54 100					61	A	West Virginia	43 101	109	A	SFA	59 72
12	N	Missouri	50 73									112	A	Bethune-Cookman	38 64
22	H	Maryland	49 113									112	H	Bethune-Cookman	63 75
												120	A	Middle Tenn.	39 69
												138	A	Charlotte	49 78
												205	A	Hampton	35 67
												205	H	Hampton	48 83
												206	A	N.C. A&T	63 64
												210	A	Norfolk St.	57 71
												255	N	Manhattan	56 74
												258	H	Morgan St.	55 53
												271	H	UMES	69 63
												277	A	Old Dominion	67 75
												282	A	VCU	47 62
												288	H	Mt. St. Mary's	68 54
												313	A	Charleston So.	58 72
												318	A	South Carolina St.	65 67
												318	H	South Carolina St.	56 39
												331	A	N.C. Central	52 60
												333	A	Delaware St.	66 70
												342	H	Florida A&M	62 56
												343	H	Savannah St.	66 57
LAST 12 Division I GAMES:															
333	A	Delaware St.	66 70	271	H	UMES	69 63								
112	H	Bethune-Cookman	63 75	318	H	South Carolina St.	56 39								
205	H	Hampton	48 83	258	H	Morgan St.	55 53								
318	A	South Carolina St.	65 67	206	A	N.C. A&T	63 64								
112	A	Bethune-Cookman	38 64	331	A	N.C. Central	52 60								
205	A	Hampton	35 67	342	H	Florida A&M	62 56								

Non-Div I Games:

Coppin St.

Loss,
Non-Conf,
S Site,
H Home
A Away
N Neutral

Average RPI Win:	252	WON-LOST	WINNING	LAST 10	STRENGTH OF	OPP. STRENGTH	TEAM	ADJ.	CONF.	ADJ CONF.
Average RPI Loss:	143	RECORD	PCT. RANK	GAMES	SCHEDULE	OF SCHEDULE	RPI	RPI	RPI	RPI
DIV. I ONLY	6- 17	292	2- 8	189	166	265	265	9	9	
DIV. I NON-CONF.	4- 9	249	2- 0	314	299	298	298	9	9	

TOTALS	RPI 1-25	RPI 26-50	W-L RECORDS	RPI 51-100	RPI 101-999	RPI 201+				
6- 17	0- 0	0- 2	OVERALL	0- 5	6- 10	4- 5				
2- 9	0- 0	0- 1	HOME	0- 1	2- 7	0- 4				
4- 8	0- 0	0- 1	AWAY	0- 4	4- 3	4- 1				
0- 0	0- 0	0- 0	NEUTRAL	0- 0	0- 0	0- 0				
4- 9	0- 0	0- 0	NON-CONFERENCE	0- 1	4- 8	3- 4				
1- 5	0- 0	0- 0	HOME	0- 0	1- 5	0- 3				
3- 4	0- 0	0- 0	AWAY	0- 1	3- 3	3- 1				
0- 0	0- 0	0- 0	NEUTRAL	0- 0	0- 0	0- 0				
2- 8	0- 0	0- 2	CONFERENCE	0- 4	2- 2	1- 1				
1- 4	0- 0	0- 1	HOME	0- 1	1- 2	0- 1				
1- 4	0- 0	0- 1	AWAY	0- 3	1- 0	1- 0				
0- 0	0- 0	0- 0	NEUTRAL	0- 0	0- 0	0- 0				

RPI 1-25				RPI 26-50				RPI 51-100				RPI 101+ Team's RPI: 265			
RPI	S	Opponent	Score	RPI	S	Opponent	Score	RPI	S	Opponent	Score	RPI	S	Opponent	Score
				35	A	Princeton	54 75	53	A	Drexel	39 61	118	H	Yale	55 65
				35	H	Princeton	40 72	73	A	Harvard	58 80	149	H	Binghamton	58 66
								74	A	Penn	48 68	150	H	Brown	70 68
								74	H	Penn	39 53	173	A	Pittsburgh	39 51
								90	A	Dartmouth	40 55	182	A	New Hampshire	45 48
												188	H	Stony Brook	48 40
												196	H	Lehigh	57 62
												213	A	Columbia	57 47
												213	H	Columbia	54 72
												217	H	Oakland	77 79
												224	H	Lafayette	58 59
												246	A	Loyola Maryland	63 78
												275	H	Colgate	70 74
												284	A	Canisius	67 59
												335	A	NJIT	61 46
												344	A	UMass Lowell	71 53
LAST 12 Division I GAMES:															
				74	H	Penn	39 53	213	H	Columbia	54 72				
				35	H	Princeton	40 72	213	A	Columbia	57 47				
				118	H	Yale	55 65	35	A	Princeton	54 75				
				150	H	Brown	70 68	74	A	Penn	48 68				
				73	A	Harvard	58 80	335	A	NJIT	61 46				
				90	A	Dartmouth	40 55	344	A	UMass Lowell	71 53				

Non-Div I Games:

Cornell

Creighton					Through Games Of Feb. 21, 2018						
Average RPI	Win:	124	WON-LOST	WINNING	LAST 10	STRENGTH OF	OPP. STRENGTH	TEAM	ADJ.	CONF.	ADJ CONF.
Average RPI	Loss:	56	RECORD	PCT. RANK	GAMES	SCHEDULE	OF SCHEDULE	RPI	RPI	RPI	RPI
DIV. I ONLY	17- 9	85	8- 2	34	23	42	42	6	6		
DIV. I NON-CONF.	6- 4	122	0- 0	15	9	41	41	6	6		

TOTALS	RPI 1-25		RPI 26-50		W-L RECORDS	RPI 51-100		RPI 101-999		RPI 201+	
17- 9	1- 2		2- 3		OVERALL	3- 2		11- 2		5- 0	
10- 3	1- 1		1- 2		HOME	1- 0		7- 0		2- 0	
7- 4	0- 0		1- 1		AWAY	2- 2		4- 1		3- 0	
0- 2	0- 1		0- 0		NEUTRAL	0- 0		0- 1		0- 0	
6- 4	0- 2		1- 0		NON-CONFERENCE	2- 1		3- 1		1- 0	
3- 1	0- 1		1- 0		HOME	0- 0		2- 0		0- 0	
3- 1	0- 0		0- 0		AWAY	2- 1		1- 0		1- 0	
0- 2	0- 1		0- 0		NEUTRAL	0- 0		0- 1		0- 0	
11- 5	1- 0		1- 3		CONFERENCE	1- 1		8- 1		4- 0	
7- 2	1- 0		0- 2		HOME	1- 0		5- 0		2- 0	
4- 3	0- 0		1- 1		AWAY	0- 1		3- 1		2- 0	
0- 0	0- 0		0- 0		NEUTRAL	0- 0		0- 0		0- 0	

RPI 1-25				RPI 26-50		Team's RPI: 42		RPI 51-100		RPI 101+	
RPI	S	Opponent	Score	RPI	S	Opponent	Score	RPI	S	Opponent	Score
6	H	Florida St.	82 92	28	A	DePaul	67 77	54	A	St. John's (NY)	65 72
9	N	UCLA	63 72	28	H	DePaul	54 82	54	H	St. John's (NY)	53 39
23	H	Villanova	69 54	30	A	Marquette	74 73	57	A	South Dakota	68 73
				30	H	Marquette	77 92	66	A	Nebraska	64 49
				32	H	South Dakota St.	72 65	78	A	Drake	108 100

LAST 12 Division I GAMES:											
106	H	Butler	64 55	54	H	St. John's (NY)	53 39	103	A	Seton Hall	68 51
219	H	Xavier	65 54	219	A	Xavier	71 64	103	H	Seton Hall	81 64
208	A	Providence	87 84	106	A	Butler	53 59	106	A	Butler	53 59
30	A	Marquette	74 73	208	H	Providence	73 56	106	H	Butler	64 55
28	A	DePaul	67 77	28	H	DePaul	54 82	121	H	Georgetown	69 58
103	H	Seton Hall	81 64	30	H	Marquette	77 92	137	H	Wichita St.	66 61
								152	H	UNI	89 78
								184	N	Washington	64 67
								208	A	Providence	87 84
								208	H	Providence	73 56
								219	A	Xavier	71 64
								219	H	Xavier	65 54
								241	A	Omaha	72 51

Non-Div I Games:

Creighton

Average RPI Win:	203	WON-LOST	WINNING	LAST 10	STRENGTH OF	OPP. STRENGTH	TEAM	ADJ.	CONF.	ADJ CONF.
Average RPI Loss:	87	RECORD	PCT. RANK	GAMES	SCHEDULE	OF SCHEDULE	RPI	RPI	RPI	RPI
DIV. I ONLY	14- 9	118	6- 4	107	139	90	90	9	9	
DIV. I NON-CONF.	8- 5	111	0- 2	195	218	117	117	9	9	

TOTALS	RPI 1-25	RPI 26-50	W-L RECORDS	RPI 51-100	RPI 101-999	RPI 201+				
14- 9	0- 1	0- 1	OVERALL	1- 4	13- 3	6- 0				
9- 2	0- 0	0- 0	HOME	1- 1	8- 1	5- 0				
5- 7	0- 1	0- 1	AWAY	0- 3	5- 2	1- 0				
0- 0	0- 0	0- 0	NEUTRAL	0- 0	0- 0	0- 0				
8- 5	0- 1	0- 0	NON-CONFERENCE	0- 2	8- 2	4- 0				
5- 1	0- 0	0- 0	HOME	0- 1	5- 0	3- 0				
3- 4	0- 1	0- 0	AWAY	0- 1	3- 2	1- 0				
0- 0	0- 0	0- 0	NEUTRAL	0- 0	0- 0	0- 0				
6- 4	0- 0	0- 1	CONFERENCE	1- 2	5- 1	2- 0				
4- 1	0- 0	0- 0	HOME	1- 0	3- 1	2- 0				
2- 3	0- 0	0- 1	AWAY	0- 2	2- 0	0- 0				
0- 0	0- 0	0- 0	NEUTRAL	0- 0	0- 0	0- 0				

RPI 1-25				RPI 26-50				RPI 51-100				RPI 101+			
RPI	S	Opponent	Score	RPI	S	Opponent	Score	RPI	S	Opponent	Score	RPI	S	Opponent	Score
7	A	Ohio St.	70 103	35	A	Princeton	63 82	73	A	Harvard	65 76	118	A	Yale	64 62
								73	H	Harvard	63 56	118	H	Yale	39 57
								74	A	Penn	47 65	147	A	Colorado	81 75
								80	H	Maine	51 64	149	A	Binghamton	64 80
								83	A	Albany (NY)	61 76	150	A	Brown	77 60
												150	H	Brown	78 73
												161	A	Marist	60 51
												164	A	Army West Point	56 71
												182	H	New Hampshire	57 49
												194	H	Boston College	68 57
												213	H	Columbia	88 65
												236	A	Holy Cross	76 74
												265	H	Cornell	55 40
												289	H	Vermont	66 56
												327	H	Rhode Island	70 54
												335	H	NJIT	81 50

LAST 12 Division I GAMES:															
150	A	Brown	77 60	118	H	Yale	39 57	150	H	Brown	78 73				
118	A	Yale	64 62	73	A	Harvard	65 76	73	A	Harvard	63 56				
35	A	Princeton	63 82	74	A	Penn	47 65	73	H	Harvard	64 56				
74	A	Penn	47 65	213	H	Columbia	88 65	149	A	Binghamton	64 80				
213	H	Columbia	88 65	265	H	Cornell	55 40	83	A	Albany (NY)	61 76				

Non-Div I Games:

Dartmouth

Davidson				Through Games Of Feb. 21, 2018							
Average RPI Win:		250	WON-LOST	WINNING	LAST 10	STRENGTH OF	OPP. STRENGTH	TEAM	ADJ.	CONF.	ADJ CONF.
Average RPI Loss:		103	RECORD	PCT. RANK	GAMES	SCHEDULE	OF SCHEDULE	RPI	RPI	RPI	RPI
DIV. I ONLY		11- 17	230	4- 6	95	177	170	170	12	12	
DIV. I NON-CONF.		5- 8	220	0- 0	50	205	132	132	10	10	

TOTALS		RPI 1-25	RPI 26-50		W-L RECORDS		RPI 51-100		RPI 101-999		RPI 201+
11- 17		0- 1	0- 3		OVERALL		0- 6		11- 7		9- 2
4- 8		0- 0	0- 3		HOME		0- 3		4- 2		3- 1
7- 9		0- 1	0- 0		AWAY		0- 3		7- 5		6- 1
0- 0		0- 0	0- 0		NEUTRAL		0- 0		0- 0		0- 0
5- 8		0- 1	0- 2		NON-CONFERENCE		0- 2		5- 3		3- 1
2- 3		0- 0	0- 2		HOME		0- 0		2- 1		1- 1
3- 5		0- 1	0- 0		AWAY		0- 2		3- 2		2- 0
0- 0		0- 0	0- 0		NEUTRAL		0- 0		0- 0		0- 0
6- 9		0- 0	0- 1		CONFERENCE		0- 4		6- 4		6- 1
2- 5		0- 0	0- 1		HOME		0- 3		2- 1		2- 0
4- 4		0- 0	0- 0		AWAY		0- 1		4- 3		4- 1
0- 0		0- 0	0- 0		NEUTRAL		0- 0		0- 0		0- 0

RPI 1-25				RPI 26-50				RPI 51-100				RPI 101+				Team's RPI: 170			
RPI	S	Opponent	Score	RPI	S	Opponent	Score	RPI	S	Opponent	Score	RPI	S	Opponent	Score				
20	A	NC State	49 73	29	H	Dayton	68 85	51	A	UCF	54 62	101	A	George Mason	61 74				
				35	H	Princeton	57 63	59	A	Fordham	58 66	131	A	Saint Louis	72 88				
				50	H	Elon	58 75	59	H	Fordham	45 58	138	H	Charlotte	68 66				
								62	A	Mercer	54 69	153	A	William & Mary	55 73				
								70	H	Duquesne	54 79	162	H	Saint Joseph's	62 64				
								88	H	George Washington	48 53	175	A	Furman	62 65				
												191	A	High Point	82 74				
												211	A	Richmond	68 65				
												216	H	UNC Asheville	58 50				
												232	H	Gardner-Webb	65 70				
												240	A	La Salle	58 51				
												248	A	St. Bonaventure	75 68				
												267	A	Massachusetts	68 70				
												267	H	Massachusetts	87 81				
												272	A	Appalachian St.	59 57				
												309	A	Western Caro.	70 57				
												327	A	Rhode Island	79 67				
												327	H	Rhode Island	77 67				

LAST 12 Division I GAMES:																			
240	A	La Salle	58 51	29	H	Dayton	68 85	29	H	Dayton	68 85	267	H	Massachusetts	87 81				
267	A	Massachusetts	68 70	248	A	St. Bonaventure	75 68	248	A	St. Bonaventure	75 68	88	H	George Washington	48 53				
162	H	Saint Joseph's	62 64	59	H	Fordham	45 58	211	A	Richmond	68 65	59	A	Fordham	58 66				
59	H	Fordham	72 88	131	A	Saint Louis	79 67												
327	A	Rhode Island																	

Non-Div I Games:

Davidson

Average RPI Win: 170

Average RPI Loss: 34

WON-LOST
RECORDWINNING
PCT. RANKLAST 10
GAMESSTRENGTH OF
SCHEDULEOPP. STRENGTH
OF SCHEDULETEAM
RPIADJ.
RPICONF.
RPIADJ CONF.
RPIDIV. I ONLY
DIV. I NON-CONF.22- 4
7- 412
10210- 0
0- 088
62100
5329
6629
6612
1012
10

TOTALS

RPI 1-25

RPI 26-50

W-L RECORDS

RPI 51-100

RPI 101-999

RPI 201+

22- 4

0- 2

1- 1

OVERALL

7- 1

14- 0

9- 0

12- 1

0- 1

1- 0

HOME

4- 0

7- 0

5- 0

7- 2

0- 0

0- 1

AWAY

2- 1

5- 0

3- 0

3- 1

0- 1

0- 0

NEUTRAL

1- 0

2- 0

1- 0

7- 4

0- 2

1- 1

NON-CONFERENCE

2- 1

4- 0

3- 0

4- 1

0- 1

1- 0

HOME

1- 0

2- 0

2- 0

0- 2

0- 0

0- 1

AWAY

0- 1

0- 0

0- 0

3- 1

0- 1

0- 0

NEUTRAL

1- 0

2- 0

1- 0

15- 0

0- 0

0- 0

CONFERENCE

5- 0

10- 0

6- 0

8- 0

0- 0

0- 0

HOME

3- 0

5- 0

3- 0

7- 0

0- 0

0- 0

AWAY

2- 0

5- 0

3- 0

0- 0

0- 0

0- 0

NEUTRAL

0- 0

0- 0

0- 0

RPI 1-25

RPI 26-50

Team's RPI: 29

RPI 51-100

RPI 101+

RPI	S	Opponent	Score
16	H	Green Bay	64 75
19	N	South Fla.	87 93

RPI	S	Opponent	Score
34	H	Virginia	61 46
41	A	Quinnipiac	66 72

RPI	S	Opponent	Score
59	A	Fordham	63 62
59	H	Fordham	79 54
60	A	Toledo	50 68
70	H	Duquesne	79 70
72	H	James Madison	82 54
73	N	Harvard	72 66
88	A	George Washington	57 53
88	H	George Washington	66 55

RPI	S	Opponent	Score
101	H	George Mason	71 66
117	N	Tulane	71 65
131	H	Saint Louis	101 76
162	A	Saint Joseph's	65 59
170	A	Davidson	85 68
211	A	Richmond	66 59
240	A	La Salle	76 47
248	H	St. Bonaventure	80 59
258	H	Morgan St.	88 52
267	A	Massachusetts	78 49
282	H	VCU	74 64
327	H	Rhode Island	116 58
338	H	Ark.-Pine Bluff	81 43
341	N	Mississippi Val.	65 46

LAST 12 Division I GAMES:

101	H	George Mason	71 66
59	H	Fordham	79 54
88	A	George Washington	57 53
267	A	Massachusetts	78 49
282	H	VCU	74 64
70	H	Duquesne	79 70

170	A	Davidson	85 68
211	A	Richmond	66 59
88	H	George Washington	66 55
59	A	Fordham	63 62
131	H	Saint Louis	101 76
248	H	St. Bonaventure	80 59

Dayton

Dayton

Non-Div I Games:

Dayton

■ Loss,
 ■ Non-Conf,
 S Site,
 ■ Home
 ■ Away
 N Neutral

Delaware

Del aware				Through Games Of Feb. 21, 2018							
Average RPI	Win:	220	WON-LOST	WINNING	LAST 10	STRENGTH OF	OPP. STRENGTH	TEAM	ADJ.	CONF.	ADJ CONF.
Average RPI	Loss:	117	RECORD	PCT. RANK	GAMES	SCHEDULE	OF SCHEDULE	RPI	RPI	RPI	RPI
DIV. I ONLY		16- 9	93	6- 4	204	172	127	127	10	10	
DIV. I NON-CONF.		7- 4	102	0- 0	259	259	144	144	11	11	

TOTALS	RPI 1-25		RPI 26-50		W-L RECORDS		RPI 51-100		RPI 101-999		RPI 201+
16- 9	0- 1		1- 2		OVERALL		1- 2		14- 4		11- 2
9- 3	0- 0		1- 0		HOME		1- 1		7- 2		6- 1
6- 5	0- 1		0- 2		AWAY		0- 1		6- 1		4- 0
1- 1	0- 0		0- 0		NEUTRAL		0- 0		1- 1		1- 1
7- 4	0- 1		0- 1		NON-CONFERENCE		1- 0		6- 2		4- 2
3- 1	0- 0		0- 0		HOME		1- 0		2- 1		2- 1
3- 2	0- 1		0- 1		AWAY		0- 0		3- 0		1- 0
1- 1	0- 0		0- 0		NEUTRAL		0- 0		1- 1		1- 1
9- 5	0- 0		1- 1		CONFERENCE		0- 2		8- 2		7- 0
6- 2	0- 0		1- 0		HOME		0- 1		5- 1		4- 0
3- 3	0- 0		0- 1		AWAY		0- 1		3- 1		3- 0
0- 0	0- 0		0- 0		NEUTRAL		0- 0		0- 0		0- 0

RPI 1-25				RPI 26-50				RPI 51-100				RPI 101+ Team's RPI: 127			
RPI	S	Opponent	Score	RPI	S	Opponent	Score	RPI	S	Opponent	Score	RPI	S	Opponent	Score
15	A	Buffalo	73 87	35	A	Princeton	60 78	53	A	Drexel	53 74	139	A	Northeastern	59 73
				50	A	Elon	51 64	58	H	American	72 56	139	H	Northeastern	53 64
				50	H	Elon	80 66	72	H	James Madison	53 56	153	H	William & Mary	68 59
												157	A	Hartford	72 63
												164	A	Army West Point	70 59
												204	H	Boston U.	79 85
												237	A	Hofstra	58 51
												237	H	Hofstra	61 41
												246	H	Loyola Maryland	71 38
												248	A	St. Bonaventure	53 52
												253	A	Col. of Charleston	68 59
												253	H	Col. of Charleston	79 51
												259	A	UNCW	82 49
												259	H	UNCW	80 62
												270	H	Towson	51 49
												333	H	Delaware St.	84 49
												347	N	Eastern Ill.	66 37
												348	N	Saint Peter's	87 90


































































LAST 12 Division I GAMES:															
253	H	Col. of Charleston	79 51	139	H	Northeastern	53 64								
72	H	James Madison	53 56	50	A	Elon	51 64								
237	H	Hofstra	61 41	259	A	UNCW	82 49								
153	H	William & Mary	68 59	270	H	Towson	51 49								
139	A	Northeastern	59 73	237	A	Hofstra	58 51								
259	H	UNCW	80 62	253	A	Col. of Charleston	68 59								

Non-Div I Games:

Del aware

Average RPI Win:	315	WON-LOST	WINNING	LAST 10	STRENGTH OF	OPP. STRENGTH	TEAM	ADJ.	CONF.	ADJ CONF.
Average RPI Loss:	189	RECORD	PCT. RANK	GAMES	SCHEDULE	OF SCHEDULE	RPI	RPI	RPI	RPI
DIV. I ONLY	5- 21	318	3- 7	287	291	333	333	30	30	
DIV. I NON-CONF.	1- 12	335	0- 0	177	105	319	319	30	30	

TOTALS	RPI 1-25	RPI 26-50	W-L RECORDS	RPI 51-100	RPI 101-999	RPI 201+				
5- 21	0- 0	0- 2	OVERALL	0- 1	5- 18	5- 10				
4- 7	0- 0	0- 0	HOME	0- 1	4- 6	4- 4				
1- 12	0- 0	0- 0	AWAY	0- 0	1- 5	1- 4				
0- 2	0- 0	0- 0	NEUTRAL	0- 0	0- 2	0- 0				
1- 12	0- 0	0- 2	NON-CONFERENCE	0- 1	1- 9	1- 2				
1- 3	0- 0	0- 0	HOME	0- 1	1- 2	1- 1				
0- 7	0- 0	0- 2	AWAY	0- 0	0- 5	0- 1				
0- 2	0- 0	0- 0	NEUTRAL	0- 0	0- 2	0- 0				
4- 9	0- 0	0- 0	CONFERENCE	0- 0	4- 9	4- 8				
3- 4	0- 0	0- 0	HOME	0- 0	3- 4	3- 3				
1- 5	0- 0	0- 0	AWAY	0- 0	1- 5	1- 5				
0- 0	0- 0	0- 0	NEUTRAL	0- 0	0- 0	0- 0				

RPI 1-25	RPI 26-50	RPI 51-100	RPI 101+	Team's RPI: 333
RPI S Opponent Score	RPI S Opponent Score	RPI S Opponent Score	RPI S Opponent Score	
	28  DePaul 71  110	53  Drexel 52  73	112  Bethune-Cookman 60  68	
	47  Mi chi gan 36  105		127  Delaware 49  84	
			133  Robert Morris 42  65	
			144 N Ole Miss 58  110	
			145  Kansas 49  81	
			158  Florida 51  85	
			178 N Stetson 43  58	
			190  Temple 72  96	
			205  Hampton 62  66	
			206  N. C. A&T 55  75	
			206  N. C. A&T 48  66	
			210  Norfolk St. 50  72	
			235  Fla. Atlantic 67  90	
			240  La Salle 48  71	
			258  Morgan St. 62 54	
			310  Coppin St. 70 66	
			318  South Carolina St. 58 44	
			331  N. C. Central 60  76	
			331  N. C. Central 67  74	
			342  Florida A&M 54  59	
			342  Florida A&M 65  73	
			343  Savannah St. 93 79	
			346  Longwood 60 56	
LAST 12 Division I GAMES:				
310  Coppin St. 70 66	258  Morgan St. 62 54	112  Bethune-Cookman 60  68		
342  Florida A&M 65  73	342  Florida A&M 54  59	205  Hampton 62  66		
210  Norfolk St. 50  72	206  N. C. A&T 48  66	318  South Carolina St. 58 44		
331  N. C. Central 60  76				
206  N. C. A&T 55  75				
343  Savannah St. 93 79				

Non-Div I Games:

Delaware St.

Average RPI Win: 283

Average RPI Loss: 78

WON-LOST
RECORDWINNING
PCT. RANKLAST 10
GAMESSTRENGTH OF
SCHEDULEOPP. STRENGTH
OF SCHEDULETEAM
RPIADJ.
RPICONF.
RPIADJ CONF.
RPIDIV. I ONLY
DIV. I NON-CONF.15- 12
8- 6143
1436- 4
0- 0236
286180
221172
203172
20313
1613
16

TOTALS

RPI 1-25

RPI 26-50

W-L RECORDS

RPI 51-100

RPI 101-999

RPI 201+

15- 12

0- 0

0- 3

OVERALL

0- 6

15- 3

13- 0

6- 5

0- 0

0- 2

HOME

0- 2

6- 1

5- 0

8- 5

0- 0

0- 1

AWAY

0- 2

8- 2

8- 0

1- 2

0- 0

0- 0

NEUTRAL

0- 2

1- 0

0- 0

8- 6

0- 0

0- 1

NON-CONFERENCE

0- 4

8- 1

7- 0

2- 3

0- 0

0- 1

HOME

0- 1

2- 1

2- 0

5- 1

0- 0

0- 0

AWAY

0- 1

5- 0

5- 0

1- 2

0- 0

0- 0

NEUTRAL

0- 2

1- 0

0- 0

7- 6

0- 0

0- 2

CONFERENCE

0- 2

7- 2

6- 0

4- 2

0- 0

0- 1

HOME

0- 1

4- 0

3- 0

3- 4

0- 0

0- 1

AWAY

0- 1

3- 2

3- 0

0- 0

0- 0

0- 0

NEUTRAL

0- 0

0- 0

0- 0

RPI 1-25

RPI 26-50

RPI 51-100

RPI 101+

Team's RPI: 172

RPI S Opponent Score

RPI S Opponent Score

RPI S Opponent Score

RPI S Opponent Score

32 A South Dakota St. 59 95

57 A South Dakota 51 79

113 A Western Ill. 93 118

32 H South Dakota St. 58 69

57 H South Dakota 60 82

123 H Colorado St. 56 61

37 H Northern Colo. 63 71

58 A American 53 66

181 A Oral Roberts 60 90

65 H Wyoming 51 61

181 H Oral Roberts 70 54

87 N Miami (OH) 52 69

200 N Eastern Mich. 60 54

89 N Liberty 69 82

241 A Omaha 85 74

241 H Omaha 81 60

278 A North Dakota St. 78 73

278 H North Dakota St. 98 79

283 A UMKC 77 68

297 A Air Force 75 54

298 A Utah St. 74 72

312 H Northern Ariz. 80 73

320 A UMBC 70 48

324 A Cal St. Fullerton 83 58

325 H Utah Valley 72 53

330 A Fort Wayne 73 55

330 H Fort Wayne 86 65

LAST 12 Division I GAMES:

241 H Omaha 81 60

113 A Western Ill. 93 118

181 H Oral Roberts 70 54

181 A Oral Roberts 60 90

278 A North Dakota St. 78 73

241 A Omaha 85 74

32 A South Dakota St. 59 95

278 H North Dakota St. 98 79

330 H Fort Wayne 86 65

32 H South Dakota St. 58 69

57 H South Dakota 60 82

330 A Fort Wayne 73 55

Non-Div I Games:

Chadron St.

99 55

Denver

Loss, Non-Conf, S Site, H Home A Away N Neutral

Average RPI Win:	326	WON-LOST	WINNING	LAST 10	STRENGTH OF	OPP. STRENGTH	TEAM	ADJ.	CONF.	ADJ CONF.
Average RPI Loss:	139	RECORD	PCT. RANK	GAMES	SCHEDULE	OF SCHEDULE	RPI	RPI	RPI	RPI
DIV. I ONLY	2- 25	343	1- 9	177	111	323	323	11	11	
DIV. I NON-CONF.	0- 11	337	0- 0	238	34	334	334	15	15	

TOTALS	RPI 1-25	RPI 26-50	W-L RECORDS	RPI 51-100	RPI 101-999	RPI 201+				
2- 25	0- 1	0- 1	OVERALL	0- 6	2- 17	2- 7				
1- 13	0- 1	0- 1	HOME	0- 4	1- 7	1- 3				
1- 10	0- 0	0- 0	AWAY	0- 2	1- 8	1- 3				
0- 2	0- 0	0- 0	NEUTRAL	0- 0	0- 2	0- 1				
0- 11	0- 0	0- 1	NON-CONFERENCE	0- 3	0- 7	0- 3				
0- 5	0- 0	0- 1	HOME	0- 2	0- 2	0- 1				
0- 4	0- 0	0- 0	AWAY	0- 1	0- 3	0- 1				
0- 2	0- 0	0- 0	NEUTRAL	0- 0	0- 2	0- 1				
2- 14	0- 1	0- 0	CONFERENCE	0- 3	2- 10	2- 4				
1- 8	0- 1	0- 0	HOME	0- 2	1- 5	1- 2				
1- 6	0- 0	0- 0	AWAY	0- 1	1- 5	1- 2				
0- 0	0- 0	0- 0	NEUTRAL	0- 0	0- 0	0- 0				

RPI 1-25				RPI 26-50				RPI 51-100				RPI 101+				Team's RPI: 323
RPI	S	Opponent	Score	RPI	S	Opponent	Score	RPI	S	Opponent	Score	RPI	S	Opponent	Score	
16	H	Green Bay	27 85	47	H	Michigan	50 86	60	H	Toledo	64 81	105	A	Cleveland St.	50 75	
								67	H	Michigan St.	60 97	105	H	Cleveland St.	76 90	
								77	A	IUPUI	62 90	110	A	Wright St.	55 85	
								77	H	IUPUI	59 91	110	H	Wright St.	60 88	
								87	A	Miami (OH)	64 91	111	A	Western Mich.	62 74	
								96	H	Milwaukee	61 70	136	N	Clemson	44 72	
												160	A	Kent St.	74 82	
												170	A	Youngstown St.	59 76	
												170	H	Youngstown St.	52 72	
												200	H	Eastern Mich.	76 78	
												209	H	Bowling Green	81 85	
												215	N	North Texas	57 63	
												217	A	Oakland	50 83	
												217	H	Oakland	74 85	
												223	A	Illinois	65 73	
												243	A	Northern Ky.	60 64	
												243	H	Northern Ky.	67 78	
												326	A	Ill. -Chicago	61 58	
												326	H	Ill. -Chicago	73 60	

LAST 12 Division I GAMES:																
217	H	Oakland	74 85	105	H	Cleveland St.	76 90									
77	H	IUPUI	59 91	217	A	Oakland	50 83									
326	H	Ill. -Chicago	73 60	96	H	Milwaukee	61 70									
243	A	Northern Ky.	60 64	16	H	Green Bay	27 85									
110	A	Wright St.	55 85	326	A	Ill. -Chicago	61 58									
170	H	Youngstown St.	52 72	77	A	IUPUI	62 90									

Non-Div I Games:

Detroit Mercy

Average RPI Win:	212	WON-LOST	WINNING	LAST 10	STRENGTH OF	OPP. STRENGTH	TEAM	ADJ.	CONF.	ADJ CONF.
Average RPI Loss:	47	RECORD	PCT. RANK	GAMES	SCHEDULE	OF SCHEDULE	RPI	RPI	RPI	RPI
DIV. I ONLY	18- 7	56	10- 0	123	153	78	78	24	24	
DIV. I NON-CONF.	4- 7	226	0- 0	10	28	123	123	22	22	

TOTALS	RPI 1-25	RPI 26-50	W-L RECORDS	RPI 51-100	RPI 101-999	RPI 201+				
18- 7	0- 2	0- 2	OVERALL	4- 2	14- 1	9- 0				
10- 3	0- 0	0- 2	HOME	3- 1	7- 0	4- 0				
7- 3	0- 2	0- 0	AWAY	1- 1	6- 0	4- 0				
1- 1	0- 0	0- 0	NEUTRAL	0- 0	1- 1	1- 0				
4- 7	0- 2	0- 2	NON-CONFERENCE	2- 2	2- 1	1- 0				
3- 3	0- 0	0- 2	HOME	2- 1	1- 0	0- 0				
0- 3	0- 2	0- 0	AWAY	0- 1	0- 0	0- 0				
1- 1	0- 0	0- 0	NEUTRAL	0- 0	1- 1	1- 0				
14- 0	0- 0	0- 0	CONFERENCE	2- 0	12- 0	8- 0				
7- 0	0- 0	0- 0	HOME	1- 0	6- 0	4- 0				
7- 0	0- 0	0- 0	AWAY	1- 0	6- 0	4- 0				
0- 0	0- 0	0- 0	NEUTRAL	0- 0	0- 0	0- 0				

RPI 1-25				RPI 26-50				RPI 51-100 Team's RPI: 78				RPI 101+			
RPI	S	Opponent	Score	RPI	S	Opponent	Score	RPI	S	Opponent	Score	RPI	S	Opponent	Score
8	A	Oregon	77 110	32	H	South Dakota St.	78 85	65	A	Wyoming	61 75	101	N	George Mason	75 87
18	A	Iowa	66 79	42	H	Creighton	100 108	66	H	Nebraska	84 89	119	H	Iowa St.	83 80
								89	H	Liberty	96 68	152	A	UNI	72 67
								96	H	Milwaukee	77 73	152	H	UNI	81 64
								97	A	Missouri St.	80 68	163	A	Southern Ill.	75 64
								97	H	Missouri St.	84 65	163	H	Southern Ill.	84 73

LAST 12 Division I GAMES:															
				152	A	UNI	72 67	254	A	Illinois St.	65 58				
				263	A	Indiana St.	84 51	152	H	UNI	81 64				
				349	A	Evansville	101 50	349	H	Evansville	107 66				
				97	H	Missouri St.	84 65	263	H	Indiana St.	85 64				
				163	H	Southern Ill.	84 73	163	A	Southern Ill.	75 64				
				274	A	Bradley	84 75	97	A	Missouri St.	80 68				

Non-Div I Games: Iowa Wesleyan 102 25

Drake

Average RPI Win: 198

Average RPI Loss: 62

WON-LOST
RECORDWINNING
PCT. RANKLAST 10
GAMESSTRENGTH OF
SCHEDULEOPP. STRENGTH
OF SCHEDULETEAM
RPIADJ.
RPICONF.
RPIADJ CONF.
RPIDIV. I ONLY
DIV. I NON-CONF.20- 6
8- 441
879- 1
0- 0138
184135
10453
8653
8610
1110
11

TOTALS

RPI 1-25

RPI 26-50

W-L RECORDS

RPI 51-100

RPI 101-999

RPI 201+

20- 6

0- 0

1- 2

OVERALL

0- 4

19- 0

11- 0

11- 0

0- 0

1- 0

HOME

0- 0

10- 0

6- 0

8- 4

0- 0

0- 2

AWAY

0- 2

8- 0

5- 0

1- 2

0- 0

0- 0

NEUTRAL

0- 2

1- 0

0- 0

8- 4

0- 0

0- 1

NON-CONFERENCE

0- 3

8- 0

5- 0

4- 0

0- 0

0- 0

HOME

0- 0

4- 0

3- 0

3- 2

0- 0

0- 1

AWAY

0- 1

3- 0

2- 0

1- 2

0- 0

0- 0

NEUTRAL

0- 2

1- 0

0- 0

12- 2

0- 0

1- 1

CONFERENCE

0- 1

11- 0

6- 0

7- 0

0- 0

1- 0

HOME

0- 0

6- 0

3- 0

5- 2

0- 0

0- 1

AWAY

0- 1

5- 0

3- 0

0- 0

0- 0

0- 0

NEUTRAL

0- 0

0- 0

0- 0

RPI 1-25

RPI 26-50

RPI 51-100

Team's RPI: 53



RPI 101+



RPI S Opponent Score


RPI S Opponent Score


RPI S Opponent Score



RPI S Opponent Score


31  Syracuse 62  72



50  El on 58  70


50  El on 58 56

61 N West Virginia 42  75


72  James Madison 48  56


75 N Virginia Tech 67  79


84  Penn St. 70  84


102  Bucknell 63 54


106 N Butler 76 62


127  Delaware 74 53


139  Northeastern 69 58


139  Northeastern 58 50


153  William & Mary 65 58


153  William & Mary 54 34


162  Saint Joseph's 65 58


224  Lafayette 52 37


237  Hofstra 58 47


237  Hofstra 47 38


240  La Salle 79 54


247  Niagara 66 65


253  Col. of Charleston 80 53

259  UNCW 58 40


259  UNCW 68 42


265  Cornell 61 39



270  Towson 78 53


333  Delaware St. 73 52


LAST 12 Division I GAMES:


153  William & Mary 54 34


259  UNCW 58 40


50  El on 58  70


253  Col. of Charleston 80 53


270  Towson 78 53



139  Northeastern 58 50


50  El on 58 56

237  Hofstra 58 47

139  Northeastern 69 58





259  UNCW 68 42

72  James Madison 48  56

153  William & Mary 65 58

Non-Div I Games:

Drexel

 Loss,  Non-Conf, S Site,  Home  Away N Neutral

Average RPI Win: 131	WON-LOST RECORD	WINNING PCT. RANK	LAST 10 GAMES	STRENGTH OF SCHEDULE	OPP. STRENGTH OF SCHEDULE	TEAM RPI	ADJ. RPI	CONF. RPI	ADJ CONF. RPI
Average RPI Loss: 33									
DIV. I ONLY	21- 7	44	7- 3	20	20	13	13	1	1
DIV. I NON-CONF.	11- 2	22	0- 0	67	98	17	17	1	1

TOTALS	RPI 1-25	RPI 26-50	W-L RECORDS	RPI 51-100	RPI 101-999	RPI 201+			
21- 7	3- 4	2- 2	OVERALL	7- 0	9- 1	5- 0			
15- 1	3- 1	2- 0	HOME	5- 0	5- 0	3- 0			
6- 6	0- 3	0- 2	AWAY	2- 0	4- 1	2- 0			
0- 0	0- 0	0- 0	NEUTRAL	0- 0	0- 0	0- 0			
11- 2	1- 2	1- 0	NON-CONFERENCE	3- 0	6- 0	5- 0			
9- 0	1- 0	1- 0	HOME	3- 0	4- 0	3- 0			
2- 2	0- 2	0- 0	AWAY	0- 0	2- 0	2- 0			
0- 0	0- 0	0- 0	NEUTRAL	0- 0	0- 0	0- 0			
10- 5	2- 2	1- 2	CONFERENCE	4- 0	3- 1	0- 0			
6- 1	2- 1	1- 0	HOME	2- 0	1- 0	0- 0			
4- 4	0- 1	0- 2	AWAY	2- 0	2- 1	0- 0			
0- 0	0- 0	0- 0	NEUTRAL	0- 0	0- 0	0- 0			

RPI 1-25				Team's RPI: 13				RPI 26-50				RPI 51-100				RPI 101+			
RPI	S	Opponent	Score	RPI	S	Opponent	Score	RPI	S	Opponent	Score	RPI	S	Opponent	Score	RPI	S	Opponent	Score
1	H	Notre Dame	54 72	31	A	Syracuse	65 68	65	H	Wyoming	63 40	107	A	North Carolina	86 92				
4	A	Louisville	60 66	34	H	Virginia	55 48	69	H	Georgia Tech	77 59	136	A	Clemson	60 35				
6	H	Florida St.	79 66	38	H	Oregon St.	72 65	75	A	Virginia Tech	86 75	173	A	Pittsburgh	58 46				
7	H	Ohio St.	69 60	46	A	Miami (FL)	48 51	80	H	Maine	69 39	191	H	High Point	77 50				
17	A	South Carolina	52 72					89	H	Liberty	68 51	194	H	Boston College	75 50				
20	H	NC State	69 56					100	A	Wake Forest	80 67	222	H	UNCG	85 54				
23	A	Villanova	55 64					100	H	Wake Forest	59 51	251	H	Presbyterian	79 45				
												276	A	Grand Canyon	74 61				
												277	A	Old Dominion	84 51				
												340	H	Winthrop	101 30				
LAST 12 Division I GAMES:																			
6	H	Florida St.	79 66	173	A	Pittsburgh	58 46												
31	A	Syracuse	65 68	194	H	Boston College	75 50												
136	A	Clemson	60 35	107	A	North Carolina	86 92												
100	H	Wake Forest	59 51	75	A	Virginia Tech	86 75												
1	H	Notre Dame	54 72	34	H	Virginia	55 48												
69	H	Georgia Tech	77 59	100	A	Wake Forest	80 67												

Non-Div I Games:

Duke

Average RPI Win: 196	WON-LOST RECORD	WINNING PCT. RANK	LAST 10 GAMES	STRENGTH OF SCHEDULE	OPP. STRENGTH OF SCHEDULE	TEAM RPI	ADJ. RPI	CONF. RPI	ADJ. CONF. RPI
Average RPI Loss: 86									
DIV. I ONLY	22- 6	34	7- 3	186	101	70	70	12	12
DIV. I NON-CONF.	10- 3	52	0- 0	167	47	52	52	10	10

TOTALS	RPI 1-25	RPI 26-50	W-L RECORDS	RPI 51-100	RPI 101-999	RPI 201+			
22- 6	0- 1	2- 1	OVERALL	2- 1	18- 3	12- 0			
12- 2	0- 0	1- 0	HOME	1- 1	10- 1	8- 0			
9- 3	0- 0	1- 1	AWAY	1- 0	7- 2	3- 0			
1- 1	0- 1	0- 0	NEUTRAL	0- 0	1- 0	1- 0			
10- 3	0- 1	2- 0	NON-CONFERENCE	1- 0	7- 2	5- 0			
6- 0	0- 0	1- 0	HOME	1- 0	4- 0	3- 0			
3- 2	0- 0	1- 0	AWAY	0- 0	2- 2	1- 0			
1- 1	0- 1	0- 0	NEUTRAL	0- 0	1- 0	1- 0			
12- 3	0- 0	0- 1	CONFERENCE	1- 1	11- 1	7- 0			
6- 2	0- 0	0- 0	HOME	0- 1	6- 1	5- 0			
6- 1	0- 0	0- 1	AWAY	1- 0	5- 0	2- 0			
0- 0	0- 0	0- 0	NEUTRAL	0- 0	0- 0	0- 0			

RPI S Opponent Score	RPI S Opponent Score	RPI S Opponent Score	RPI S Opponent Score
2 N UConn 52 104	26 H Central Mich. 64 61	59 H Fordham 43 51	101 H George Mason 71 64
	29 A Dayton 70 79	60 H Toledo 73 54	122 H Saint Francis (PA) 87 68
	34 A Virginia 74 63	88 A George Washington 54 53	128 A ETSU 77 81
			131 A Saint Louis 76 66
			138 A Charlotte 72 75
			162 A Saint Joseph's 61 42
			162 H Saint Joseph's 50 69
			170 A Davidson 79 54
			173 A Pittsburgh 66 53
			206 N N.C. A&T 73 60
			211 A Richmond 78 70
			214 H Akron 66 60
			240 H La Salle 78 50
			248 H St. Bonaventure 73 59
			267 H Massachusetts 60 57
			282 A VCU 70 51
			282 H VCU 80 71
			295 H Central Conn. St. 83 58
			327 H Rhode Island 80 71
			336 H Iona 80 59
			340 A Winthrop 81 54
LAST 12 Division I GAMES:			
59 H Fordham 43 51	29 A Dayton 70 79		
327 H Rhode Island 80 71	248 H St. Bonaventure 73 59		
131 A Saint Louis 76 66	162 A Saint Joseph's 61 42		
162 H Saint Joseph's 50 69	101 H George Mason 71 64		
282 H VCU 80 71	240 H La Salle 78 50		
211 A Richmond 78 70	88 A George Washington 54 53		

Non-Div I Games:

Duquesne

Average RPI Win:	224	WON-LOST	WINNING	LAST 10	STRENGTH OF	OPP. STRENGTH	TEAM	ADJ.	CONF.	ADJ CONF.
Average RPI Loss:	89	RECORD	PCT. RANK	GAMES	SCHEDULE	OF SCHEDULE	RPI	RPI	RPI	RPI
DIV. I ONLY	16- 10	109	8- 2	201	95	128	128	17	17	
DIV. I NON-CONF.	6- 8	209	0- 0	173	23	173	173	17	17	

TOTALS	RPI 1-25	RPI 26-50	W-L RECORDS	RPI 51-100	RPI 101-999	RPI 201+				
16- 10	0- 3	0- 0	OVERALL	1- 4	15- 3	9- 2				
9- 3	0- 0	0- 0	HOME	1- 2	8- 1	4- 1				
7- 4	0- 2	0- 0	AWAY	0- 1	7- 1	5- 1				
0- 3	0- 1	0- 0	NEUTRAL	0- 1	0- 1	0- 0				
6- 8	0- 3	0- 0	NON-CONFERENCE	1- 3	5- 2	4- 1				
3- 2	0- 0	0- 0	HOME	1- 1	2- 1	1- 1				
3- 3	0- 2	0- 0	AWAY	0- 1	3- 0	3- 0				
0- 3	0- 1	0- 0	NEUTRAL	0- 1	0- 1	0- 0				
10- 2	0- 0	0- 0	CONFERENCE	0- 1	10- 1	5- 1				
6- 1	0- 0	0- 0	HOME	0- 1	6- 0	3- 0				
4- 1	0- 0	0- 0	AWAY	0- 0	4- 1	2- 1				
0- 0	0- 0	0- 0	NEUTRAL	0- 0	0- 0	0- 0				

RPI 1-25				RPI 26-50				RPI 51-100				RPI 101+ Team's RPI: 128			
RPI	S	Opponent	Score	RPI	S	Opponent	Score	RPI	S	Opponent	Score	RPI	S	Opponent	Score
1	N	Notre Dame	46 77					56	A	Houston	69 88	111	N	Western Mi ch.	79 87
10	A	Tennessee	49 87					62	H	Mercer	65 85	115	A	Chattanooga	61 55
20	A	NC State	58 70					67	H	Mi chi gan St.	74 83	115	H	Chattanooga	65 58
								70	H	Duquesne	81 77	125	H	Ci nci nnati	87 77
								98	N	Washi ngton St.	76 80	146	H	Samford	76 48
												175	A	Furman	69 57
												175	H	Furman	56 46
												222	A	UNCG	61 65
												222	H	UNCG	60 52
												243	H	Northern Ky.	45 57
												272	A	Appal achian St.	70 57
												299	A	Wofford	61 58
												299	H	Wofford	82 53
												300	A	Murray St.	96 68
												309	A	Western Caro.	76 46
												309	H	Western Caro.	66 50
												314	H	Tennessee Tech	74 55
												340	A	Winthrop	74 63

LAST 12 Division I GAMES:															
175	H	Furman	56 46	62	H	Mercer	65 85								
299	H	Wofford	82 53	299	A	Wofford	61 58								
115	A	Chattanooga	61 55	175	A	Furman	69 57								
309	A	Western Caro.	76 46	115	H	Chattanooga	65 58								
222	A	UNCG	61 65	222	H	UNCG	60 52								
146	H	Samford	76 48	309	H	Western Caro.	66 50								

Non-Div I Games: North Greenville 90 67

ETSU

Average RPI Win:	216	WON-LOST	WINNING	LAST 10	STRENGTH OF	OPP. STRENGTH	TEAM	ADJ.	CONF.	ADJ CONF.
Average RPI Loss:	141	RECORD	PCT. RANK	GAMES	SCHEDULE	OF SCHEDULE	RPI	RPI	RPI	RPI
DIV. I ONLY	15- 12	143	6- 4	222	124	185	185	8	8	
DIV. I NON-CONF.	8- 5	111	0- 0	319	340	250	250	7	7	

TOTALS	RPI 1-25	RPI 26-50	W-L RECORDS	RPI 51-100	RPI 101-999	RPI 201+				
15- 12	0- 2	0- 0	OVERALL	1- 1	14- 9	8- 3				
11- 4	0- 1	0- 0	HOME	1- 0	10- 3	6- 1				
3- 6	0- 0	0- 0	AWAY	0- 1	3- 1	1- 0				
1- 2	0- 0	0- 0	NEUTRAL	0- 0	1- 2	1- 0				
8- 5	0- 0	0- 0	NON-CONFERENCE	0- 0	8- 5	7- 2				
6- 2	0- 0	0- 0	HOME	0- 0	6- 2	5- 1				
1- 1	0- 0	0- 0	AWAY	0- 0	1- 1	1- 1				
1- 2	0- 0	0- 0	NEUTRAL	0- 0	1- 2	1- 0				
7- 7	0- 2	0- 0	CONFERENCE	1- 1	6- 4	1- 1				
5- 2	0- 1	0- 0	HOME	1- 0	4- 1	1- 0				
2- 5	0- 1	0- 0	AWAY	0- 1	2- 3	0- 1				
0- 0	0- 0	0- 0	NEUTRAL	0- 0	0- 0	0- 0				

RPI 1-25				RPI 26-50				RPI 51-100				RPI 101+ Team's RPI: 185			
RPI	S	Opponent	Score	RPI	S	Opponent	Score	RPI	S	Opponent	Score	RPI	S	Opponent	Score
2	H	UConn	35 96					56	A	Houston	81 97	117	A	Tulane	58 64
19	A	South Fla.	47 88					56	H	Houston	80 78	125	A	Cincinnati	79 70
												125	H	Cincinnati	54 66
												137	H	Wichita St.	77 67
												138	H	Charlotte	58 55
												153	H	William & Mary	65 71
												167	N	UTEP	79 93
												179	A	Tulsa	59 57
												179	H	Tulsa	73 67
												180	N	Jacksonville St.	73 82
												201	A	Memphis	36 72
												201	H	Memphis	75 62
												207	A	SMU	51 65
												207	H	SMU	76 47
												210	H	Norfolk St.	51 46
												211	H	Richmond	64 65
												259	A	UNCW	62 66
												271	H	UMES	64 54
												273	N	Rider	66 63
												291	H	USC Upstate	66 53
												292	A	Kennesaw St.	66 56
												331	H	N.C. Central	73 61
												343	H	Savannah St.	103 37

LAST 12 Division I GAMES:															
179	A	Tulsa	59 57	125	A	Cincinnati	79 70	117	A	Tulane	58 64	56	A	Houston	80 78
56	A	Houston	81 97	56	H	Houston	80 78	207	A	SMU	51 65	207	H	SMU	76 47
201	H	Memphis	75 62	207	A	SMU	51 65	179	H	Tulsa	73 67	201	A	Memphis	36 72
19	A	South Fla.	47 88	179	H	Tulsa	73 67	201	A	Memphis	36 72				
207	H	SMU	76 47												
137	H	Wichita St.	77 67												

Non-Div I Games:

East Carolina

Loss,
Non-Conf,
S Site,
H Home
A Away
N Neutral

Average RPI Win:	339	WON-LOST	WINNING	LAST 10	STRENGTH OF	OPP. STRENGTH	TEAM	ADJ.	CONF.	ADJ CONF.
Average RPI Loss:	206	RECORD	PCT. RANK	GAMES	SCHEDULE	OF SCHEDULE	RPI	RPI	RPI	RPI
DIV. I ONLY	2- 25	343	0- 10	283	315	347	347	25	25	
DIV. I NON-CONF.	1- 10	327	0- 0	295	318	346	346	27	27	

TOTALS	RPI 1-25	RPI 26-50	W-L RECORDS	RPI 51-100	RPI 101-999	RPI 201+				
2- 25	0- 0	0- 0	OVERALL	0- 2	2- 23	2- 12				
2- 10	0- 0	0- 0	HOME	0- 1	2- 9	2- 6				
0- 14	0- 0	0- 0	AWAY	0- 1	0- 13	0- 6				
0- 1	0- 0	0- 0	NEUTRAL	0- 0	0- 1	0- 0				
1- 10	0- 0	0- 0	NON-CONFERENCE	0- 0	1- 10	1- 4				
1- 4	0- 0	0- 0	HOME	0- 0	1- 4	1- 3				
0- 5	0- 0	0- 0	AWAY	0- 0	0- 5	0- 1				
0- 1	0- 0	0- 0	NEUTRAL	0- 0	0- 1	0- 0				
1- 15	0- 0	0- 0	CONFERENCE	0- 2	1- 13	1- 8				
1- 6	0- 0	0- 0	HOME	0- 1	1- 5	1- 3				
0- 9	0- 0	0- 0	AWAY	0- 1	0- 8	0- 5				
0- 0	0- 0	0- 0	NEUTRAL	0- 0	0- 0	0- 0				

RPI 1-25				RPI 26-50				RPI 51-100				RPI 101+ Team's RPI: 347					
RPI	S	Opponent	Score	RPI	S	Opponent	Score	RPI	S	Opponent	Score	RPI	S	Opponent	Score		
								68	A	Bel mont	37	59	105	A	Cleveland St.	69	77
								68	H	Bel mont	58	86	110	A	Wright St.	46	81
													126	H	Northern Ill.	64	93
													127	N	Del aware	37	66
													148	A	SIUE	52	62
													162	A	Saint Joseph's	62	80
													180	H	Jacksonville St.	50	59
													183	A	Northwestern	40	74
													193	A	UT Martin	57	85
													193	H	UT Martin	44	72
													199	A	Morehead St.	81	89
													215	H	North Texas	61	63
													220	A	Southeast Mo. St.	48	51
													220	H	Southeast Mo. St.	54	77
													242	A	Austin Peay	59	69
													242	H	Austin Peay	66	75
													274	H	Bradley	52	67
													293	H	Val parai so	67	76
													300	A	Murray St.	61	72
													308	A	Eastern Ky.	51	67
													314	H	Tennessee Tech	57	60
													328	A	Tennessee St.	68	86
													328	H	Tennessee St.	66	59
													330	A	Fort Wayne	77	93
													349	H	Evansville	79	52
LAST 12 Division I GAMES:																	
				193	A	UT Martin	57	85	328	A	Tennessee St.	68	86				
				220	A	Southeast Mo. St.	48	51	68	A	Bel mont	37	59				
				242	H	Austin Peay	66	75	220	H	Southeast Mo. St.	54	77				
				148	A	SIUE	52	62	193	H	UT Martin	44	72				
				314	H	Tennessee Tech	57	60	68	H	Bel mont	58	86				
				180	H	Jacksonville St.	50	59	328	H	Tennessee St.	66	59				

Non-Div I Games:

Eastern Ill.

Average RPI Win:	269	WON-LOST	WINNING	LAST 10	STRENGTH OF	OPP. STRENGTH	TEAM	ADJ.	CONF.	ADJ CONF.
Average RPI Loss:	186	RECORD	PCT. RANK	GAMES	SCHEDULE	OF SCHEDULE	RPI	RPI	RPI	RPI
DIV. I ONLY	7- 17	278	3- 7	301	235	308	308	25	25	
DIV. I NON-CONF.	2- 6	280	0- 0	309	69	299	299	27	27	

TOTALS	RPI 1-25	RPI 26-50	W-L RECORDS	RPI 51-100	RPI 101-999	RPI 201+				
7- 17	0- 0	0- 0	OVERALL	0- 3	7- 14	5- 7				
5- 6	0- 0	0- 0	HOME	0- 2	5- 4	3- 1				
2- 11	0- 0	0- 0	AWAY	0- 1	2- 10	2- 6				
0- 0	0- 0	0- 0	NEUTRAL	0- 0	0- 0	0- 0				
2- 6	0- 0	0- 0	NON-CONFERENCE	0- 1	2- 5	2- 2				
1- 2	0- 0	0- 0	HOME	0- 1	1- 1	1- 0				
1- 4	0- 0	0- 0	AWAY	0- 0	1- 4	1- 2				
0- 0	0- 0	0- 0	NEUTRAL	0- 0	0- 0	0- 0				
5- 11	0- 0	0- 0	CONFERENCE	0- 2	5- 9	3- 5				
4- 4	0- 0	0- 0	HOME	0- 1	4- 3	2- 1				
1- 7	0- 0	0- 0	AWAY	0- 1	1- 6	1- 4				
0- 0	0- 0	0- 0	NEUTRAL	0- 0	0- 0	0- 0				

RPI 1-25				RPI 26-50				RPI 51-100				RPI 101+ Team's RPI: 308			
RPI	S	Opponent	Score	RPI	S	Opponent	Score	RPI	S	Opponent	Score	RPI	S	Opponent	Score
								68	A	Bel mont	62 95	101	A	George Mason	41 64
								68	H	Bel mont	55 77	125	A	Cincinnati	53 64
								85	H	Ohio	57 69	148	H	SIUE	60 62
												160	H	Kent St.	57 65
												180	A	Jacksonville St.	51 65
												180	H	Jacksonville St.	48 44
												193	A	UT Martin	49 77
												193	H	UT Martin	54 72
												199	H	Morehead St.	59 56
												209	A	Bowling Green	60 77
												214	A	Akron	45 62
												220	A	Southeast Mo. St.	55 69
												222	H	UNCG	70 59
												242	A	Austin Peay	45 59
												300	A	Murray St.	68 75
												309	A	Western Caro.	62 59
												314	A	Tennessee Tech	76 68
												314	H	Tennessee Tech	55 53
												328	A	Tennessee St.	58 69
												328	H	Tennessee St.	58 59
												347	H	Eastern Ill.	67 51

LAST 12 Division I GAMES:															
328	A	Tennessee St.	58 69	300	A	Murray St.	68 75								
68	A	Belmont	62 95	242	A	Austin Peay	45 59								
199	H	Morehead St.	59 56	180	H	Jacksonville St.	48 44								
193	H	UT Martin	54 72	314	H	Tennessee Tech	55 53								
328	H	Tennessee St.	58 59	220	A	Southeast Mo. St.	55 69								
68	H	Belmont	55 77	193	A	UT Martin	49 77								

Non-Div I Games: Ohio Christian 69 45

Eastern Ky.

Average RPI Win:	188	WON-LOST	WINNING	LAST 10	STRENGTH OF	OPP. STRENGTH	TEAM	ADJ.	CONF.	ADJ CONF.
Average RPI Loss:	130	RECORD	PCT. RANK	GAMES	SCHEDULE	OF SCHEDULE	RPI	RPI	RPI	RPI
DIV. I ONLY	9- 16	245	3- 7	141	116	200	200	7	7	
DIV. I NON-CONF.	3- 7	254	0- 0	326	337	309	309	8	8	

TOTALS	RPI 1-25	RPI 26-50	W-L RECORDS	RPI 51-100	RPI 101-999	RPI 201+				
9- 16	0- 1	0- 4	OVERALL	3- 2	6- 9	4- 4				
5- 4	0- 0	0- 1	HOME	2- 1	3- 2	2- 1				
4- 11	0- 1	0- 3	AWAY	1- 1	3- 6	2- 3				
0- 1	0- 0	0- 0	NEUTRAL	0- 0	0- 1	0- 0				
3- 7	0- 0	0- 1	NON-CONFERENCE	0- 0	3- 6	3- 3				
2- 0	0- 0	0- 0	HOME	0- 0	2- 0	2- 0				
1- 6	0- 0	0- 1	AWAY	0- 0	1- 5	1- 3				
0- 1	0- 0	0- 0	NEUTRAL	0- 0	0- 1	0- 0				
6- 9	0- 1	0- 3	CONFERENCE	3- 2	3- 3	1- 1				
3- 4	0- 0	0- 1	HOME	2- 1	1- 2	0- 1				
3- 5	0- 1	0- 2	AWAY	1- 1	2- 1	1- 0				
0- 0	0- 0	0- 0	NEUTRAL	0- 0	0- 0	0- 0				

RPI 1-25				RPI 26-50				RPI 51-100				RPI 101+				Team's RPI: 200
RPI	S	Opponent	Score	RPI	S	Opponent	Score	RPI	S	Opponent	Score	RPI	S	Opponent	Score	
15	A	Buffalo	92 97	26	A	Central Mich.	82 95	60	A	Toledo	69 80	105	A	Cleveland St.	65 77	
				26	H	Central Mich.	72 95	60	H	Toledo	70 57	111	H	Western Mich.	69 67	
				39	A	Ball St.	85 91	85	H	Ohio	73 58	126	A	Northern Ill.	83 76	
				43	A	Minnesota	56 80	87	A	Miami (OH)	74 59	142	A	Loyola Marymount	64 73	
								87	H	Miami (OH)	69 73	160	A	Kent St.	69 76	
												160	H	Kent St.	60 67	
												172	N	Denver	54 60	
												209	A	Bowling Green	54 52	
												214	H	Akron	65 77	
												248	A	St. Bonaventure	51 70	
												254	A	Illinois St.	56 65	
												323	A	Detroit Mercy	78 76	
												326	A	Ill. -Chicago	70 73	
												342	H	Florida A&M	83 61	
												346	H	Longwood	73 44	

LAST 12 Division I GAMES:																
60	A	Toledo	69 80	15	A	Buffalo	92 97	87	H	Miami (OH)	69 73	126	A	Northern Ill.	83 76	
26	A	Central Mich.	82 95	87	H	Miami (OH)	69 73	111	H	Western Mich.	69 67	87	A	Miami (OH)	74 59	
85	H	Ohio	73 58	126	A	Northern Ill.	83 76	160	A	Kent St.	69 76					
214	H	Akron	65 77													
39	A	Ball St.	85 91													
26	H	Central Mich.	72 95													

Non-Div I Games: Rochester College 62 29

Eastern Mich.

Average RPI Win:	237	WON-LOST	WINNING	LAST 10	STRENGTH OF	OPP. STRENGTH	TEAM	ADJ.	CONF.	ADJ CONF.
Average RPI Loss:	103	RECORD	PCT. RANK	GAMES	SCHEDULE	OF SCHEDULE	RPI	RPI	RPI	RPI
DIV. I ONLY	12- 13	191	6- 4	156	121	169	169	19	19	
DIV. I NON-CONF.	4- 7	226	0- 0	68	140	156	156	13	13	

TOTALS	RPI 1-25	RPI 26-50	W-L RECORDS	RPI 51-100	RPI 101-999	RPI 201+				
12- 13	0- 1	0- 4	OVERALL	0- 1	12- 7	7- 1				
8- 3	0- 0	0- 1	HOME	0- 0	8- 2	4- 0				
3- 9	0- 1	0- 3	AWAY	0- 0	3- 5	3- 1				
1- 1	0- 0	0- 0	NEUTRAL	0- 1	1- 0	0- 0				
4- 7	0- 1	0- 2	NON-CONFERENCE	0- 1	4- 3	2- 0				
2- 2	0- 0	0- 0	HOME	0- 0	2- 2	1- 0				
1- 4	0- 1	0- 2	AWAY	0- 0	1- 1	1- 0				
1- 1	0- 0	0- 0	NEUTRAL	0- 1	1- 0	0- 0				
8- 6	0- 0	0- 2	CONFERENCE	0- 0	8- 4	5- 1				
6- 1	0- 0	0- 1	HOME	0- 0	6- 0	3- 0				
2- 5	0- 0	0- 1	AWAY	0- 0	2- 4	2- 1				
0- 0	0- 0	0- 0	NEUTRAL	0- 0	0- 0	0- 0				

RPI 1-25				RPI 26-50				RPI 51-100				RPI 101+ Team's RPI: 169			
RPI	S	Opponent	Score	RPI	S	Opponent	Score	RPI	S	Opponent	Score	RPI	S	Opponent	Score
8	A	Oregon	40 81	37	A	Northern Colo.	62 68	76	N	Saint Mary's (CA)	56 76	129	A	Portland St.	60 75
				37	H	Northern Colo.	65 70					129	H	Portland St.	64 57
				45	A	Purdue	40 65					130	A	Idaho	71 85
				48	A	Gonzaga	45 69					130	H	Idaho	71 64
												134	A	Fresno St.	56 81
												140	H	BYU	69 73
												151	H	Boise St.	57 61
												155	H	Cal Poly	75 72
												174	A	North Dakota	79 81
												174	H	North Dakota	74 70
												193	N	UT Martin	61 58
												234	A	Montana St.	74 77
												245	A	Montana	75 72
												280	A	Sacramento St.	83 72
												280	H	Sacramento St.	83 76
												297	A	Air Force	65 63
												312	H	Northern Ariz.	82 62
												321	H	Southern Utah	58 41
												325	H	Utah Valley	61 41

LAST 12 Division I GAMES:															
234	A	Montana St.	74 77	174	A	North Dakota	79 81								
245	A	Montana	75 72	321	H	Southern Utah	58 41								
130	A	Idaho	71 85	312	H	Northern Ariz.	82 62								
129	H	Portland St.	64 57	130	H	Idaho	71 64								
280	H	Sacramento St.	83 76	280	A	Sacramento St.	83 72								
37	A	Northern Colo.	62 68	129	A	Portland St.	60 75								

Non-Div I Games: Multnomah 88 42

Eastern Wash.

El on										Through Games Of Feb. 21, 2018																	
Average RPI Win:		192		WON-LOST RECORD		WINNING PCT. RANK		LAST 10 GAMES		STRENGTH OF SCHEDULE		OPP. STRENGTH OF SCHEDULE		TEAM RPI		ADJ. RPI		CONF. RPI		ADJ CONF. RPI							
Average RPI Loss:		78																									
DIV. I ONLY		18- 7		56		9- 1		106		126		50		50		10		10									
DIV. I NON-CONF.		7- 3		74		0- 0		131		86		56		56		11		11									

TOTALS		RPI 1-25		RPI 26-50		W-L RECORDS		RPI 51-100		RPI 101-999		RPI 201+															
18- 7		0- 2		0- 0		OVERALL		4- 3		14- 2		10- 0															
10- 0		0- 0		0- 0		HOME		2- 0		8- 0		6- 0															
7- 6		0- 0		0- 0		AWAY		1- 0		6- 0		4- 0															
1- 1		0- 1		0- 0		NEUTRAL		1- 0		0- 0		0- 0															
7- 3		0- 2		0- 0		NON-CONFERENCE		2- 1		5- 0		4- 0															
3- 0		0- 0		0- 0		HOME		0- 0		3- 0		3- 0															
3- 2		0- 1		0- 0		AWAY		1- 1		2- 0		1- 0															
1- 1		0- 1		0- 0		NEUTRAL		1- 0		0- 0		0- 0															
11- 4		0- 0		0- 0		CONFERENCE		2- 2		9- 2		6- 0															
7- 0		0- 0		0- 0		HOME		2- 0		5- 0		3- 0															
4- 4		0- 0		0- 0		AWAY		0- 2		4- 2		3- 0															
0- 0		0- 0		0- 0		NEUTRAL		0- 0		0- 0		0- 0															

RPI 1-25		RPI 26-50		Team's RPI: 50		RPI 51-100		RPI 101+																			
RPI	S	Opponent	Score	RPI	S	Opponent	Score	RPI	S	Opponent	Score	RPI	S	Opponent	Score												
18	N	Iowa	61 74					51	A	UCF	71 57	127	A	Del aware	66 80												
20	A	NC State	57 70					53	A	Drexel	56 58	127	H	Del aware	64 51												
																139	A	Northeastern	65 46								
																139	H	Northeastern	78 71								
																153	A	William & Mary	75 81								
																170	A	Davi dson	75 58								
																205	H	Hampton	82 59								
																206	A	N. C. A&T	90 59								
																237	A	Hofstra	72 65								
																253	A	Col. of Charleston	77 55								
																253	H	Col. of Charleston	97 44								
																259	H	UNCW	75 67								
																270	A	Towson	71 45								
																270	H	Towson	84 61								
																331	H	N. C. Central	78 50								
																340	H	Winthrop	98 37								

Average RPI Win: 300	WON-LOST RECORD	WINNING PCT. RANK	LAST 10 GAMES	STRENGTH OF SCHEDULE	OPP. STRENGTH OF SCHEDULE	TEAM RPI	ADJ. RPI	CONF. RPI	ADJ CONF. RPI
Average RPI Loss: 213									
DIV. I ONLY	1- 22	347	0- 10	307	299	349	349	24	24
DIV. I NON-CONF.	1- 8	313	0- 0	316	343	347	347	22	22

TOTALS	RPI 1-25	RPI 26-50	W-L RECORDS	RPI 51-100	RPI 101-999	RPI 201+			
1- 22	0- 0	0- 1	OVERALL	0- 4	1- 17	1- 13			
1- 8	0- 0	0- 0	HOME	0- 2	1- 6	1- 3			
0- 14	0- 0	0- 0	AWAY	0- 1	0- 3	0- 3			
0- 0	0- 0	0- 0	NEUTRAL	0- 0	0- 0	0- 0			
1- 8	0- 0	0- 1	NON-CONFERENCE	0- 1	1- 6	1- 5			
1- 1	0- 0	0- 0	HOME	0- 0	1- 1	1- 0			
0- 7	0- 0	0- 1	AWAY	0- 1	0- 5	0- 5			
0- 0	0- 0	0- 0	NEUTRAL	0- 0	0- 0	0- 0			
0- 14	0- 0	0- 0	CONFERENCE	0- 3	0- 11	0- 8			
0- 7	0- 0	0- 0	HOME	0- 2	0- 5	0- 3			
0- 7	0- 0	0- 0	AWAY	0- 1	0- 6	0- 5			
0- 0	0- 0	0- 0	NEUTRAL	0- 0	0- 0	0- 0			

RPI S Opponent	Score	RPI S Opponent	Score	RPI S Opponent	Score	RPI S Opponent	Score
		44 A Western Ky.	54 92	78 A Drake	66 107	152 A UNI	41 65
				78 H Drake	50 101	152 H UNI	60 85
				95 A Kentucky	62 100	163 H Southern Ill.	62 74
				97 H Missouri St.	65 95	199 H Morehead St.	75 82
						220 A Southeast Mo. St.	65 74
						242 A Austin Peay	73 82
						254 A Illinois St.	44 70
						254 H Illinois St.	43 67
						263 A Indiana St.	48 56
						263 H Indiana St.	57 66
						274 A Bradley	47 92
						274 H Bradley	59 117
						293 A Valparaiso	59 101
						300 H Murray St.	89 81
						303 A Loyola Chicago	63 82
						316 A Alabama A&M	56 70
						326 A Ill. -Chicago	77 96
						347 A Eastern Ill.	52 79

LAST 12 Division I GAMES:							
254 A Illinois St.	44 70	293 A Valparaiso	59 101				
274 A Bradley	47 92	274 H Bradley	59 117				
152 H UNI	60 85	254 H Illinois St.	43 67				
78 H Drake	50 101	78 A Drake	66 107				
263 H Indiana St.	57 66	152 A UNI	41 65				
303 A Loyola Chicago	63 82	263 A Indiana St.	48 56				

Non-Div I Games: Oakland City 96 59 Westminster (MO) 79 53

Average RPI Win:	203	WON-LOST	WINNING	LAST 10	STRENGTH OF	OPP. STRENGTH	TEAM	ADJ.	CONF.	ADJ CONF.
Average RPI Loss:	111	RECORD	PCT. RANK	GAMES	SCHEDULE	OF SCHEDULE	RPI	RPI	RPI	RPI
DIV. I ONLY	23- 4	10	9- 1	195	168	55	55	23	23	
DIV. I NON-CONF.	11- 3	45	0- 0	70	48	27	27	21	21	

TOTALS	RPI 1-25	RPI 26-50	W-L RECORDS	RPI 51-100	RPI 101-999	RPI 201+				
23- 4	0- 1	2- 0	OVERALL	4- 1	17- 2	13- 1				
12- 0	0- 0	1- 0	HOME	3- 0	8- 0	6- 0				
9- 2	0- 0	0- 0	AWAY	1- 0	8- 0	7- 0				
2- 2	0- 1	1- 0	NEUTRAL	0- 1	1- 0	0- 0				
11- 3	0- 1	2- 0	NON-CONFERENCE	2- 1	7- 1	4- 0				
5- 0	0- 0	1- 0	HOME	2- 0	2- 0	1- 0				
4- 1	0- 0	0- 0	AWAY	0- 0	4- 1	3- 0				
2- 2	0- 1	1- 0	NEUTRAL	0- 1	1- 0	0- 0				
12- 1	0- 0	0- 0	CONFERENCE	2- 0	10- 1	9- 1				
7- 0	0- 0	0- 0	HOME	1- 0	6- 0	5- 0				
5- 1	0- 0	0- 0	AWAY	1- 0	4- 1	4- 1				
0- 0	0- 0	0- 0	NEUTRAL	0- 0	0- 0	0- 0				

RPI 1-25				RPI 26-50				RPI 51-100				RPI 101+			
RPI	S	Opponent	Score	RPI	S	Opponent	Score	RPI	S	Opponent	Score	RPI	S	Opponent	Score
7	N	Ohio St.	62 104	28	N	DePaul	89 84	68	N	Belmont	65 75	115	A	Chattanooga	61 68
				32	H	South Dakota St.	87 78	73	H	Harvard	65 56	148	H	SIUE	66 49
								95	H	Kentucky	70 64	160	N	Kent St.	80 62
								99	A	Jacksonville	65 63	178	H	Stetson	80 40
								99	H	Jacksonville	63 58	192	A	Siena	63 50
												214	A	Akron	82 63
												223	H	Illinois	85 61
												226	A	Abilene Christian	94 55
												252	A	North Florida	73 75
												252	H	North Florida	67 52
												260	A	Lipscomb	68 54
												260	H	Lipscomb	88 52
												291	A	USC Upstate	88 44
												291	H	USC Upstate	93 60
												292	A	Kennesaw St.	78 57
												292	H	Kennesaw St.	78 51
												305	A	FIU	88 52
												335	A	NJIT	89 43
												335	H	NJIT	90 66
LAST 12 Division I GAMES:															
				292	H	Kennesaw St.	78 51	252	A	North Florida	73 75				
				260	H	Lipscomb	88 52	99	H	Jacksonville	63 58				
				335	A	NJIT	89 43	260	A	Lipscomb	68 54				
				291	A	USC Upstate	88 44	292	A	Kennesaw St.	78 57				
				252	H	North Florida	67 52	291	H	USC Upstate	93 60				
				99	A	Jacksonville	65 63	335	H	NJIT	90 66				

Non-Div I Games: Southeastern (FL) 76 66 Ave Maria 99 35 Fla. Memorial 82 43

FGCU

Loss, Non-Conf, S Site, H Home A Away N Neutral

Average RPI Win: 244	WON-LOST RECORD	WINNING PCT. RANK	LAST 10 GAMES	STRENGTH OF SCHEDULE	OPP. STRENGTH OF SCHEDULE	TEAM RPI	ADJ. RPI	CONF. RPI	ADJ CONF. RPI
Average RPI Loss: 171									
DIV. I ONLY	7- 19	287	3- 7	191	226	305	305	18	18
DIV. I NON-CONF.	3- 10	285	0- 0	226	263	316	316	19	19

TOTALS	RPI 1-25	RPI 26-50	W-L RECORDS	RPI 51-100	RPI 101-999	RPI 201+			
7- 19	0- 1	0- 2	OVERALL	1- 2	6- 14	5- 8			
7- 10	0- 1	0- 0	HOME	1- 2	6- 7	5- 3			
0- 9	0- 0	0- 2	AWAY	0- 0	0- 7	0- 5			
0- 0	0- 0	0- 0	NEUTRAL	0- 0	0- 0	0- 0			
3- 10	0- 1	0- 1	NON-CONFERENCE	0- 1	3- 7	3- 4			
3- 6	0- 1	0- 0	HOME	0- 1	3- 4	3- 2			
0- 4	0- 0	0- 1	AWAY	0- 0	0- 3	0- 2			
0- 0	0- 0	0- 0	NEUTRAL	0- 0	0- 0	0- 0			
4- 9	0- 0	0- 1	CONFERENCE	1- 1	3- 7	2- 4			
4- 4	0- 0	0- 0	HOME	1- 1	3- 3	2- 1			
0- 5	0- 0	0- 1	AWAY	0- 0	0- 4	0- 3			
0- 0	0- 0	0- 0	NEUTRAL	0- 0	0- 0	0- 0			

RPI 1-25				RPI 26-50				RPI 51-100				RPI 101+ Team's RPI: 305			
RPI	S	Opponent	Score	RPI	S	Opponent	Score	RPI	S	Opponent	Score	RPI	S	Opponent	Score
19	H	South Fla.	52 82	44	A	Western Ky.	47 101	55	H	FGCU	52 88	112	H	Bethune-Cookman	59 77
				46	A	Miami (FL)	69 77	79	H	UAB	61 71	120	H	Middle Tenn.	59 63
								91	H	Rice	68 58	121	A	Georgetown	56 77
												136	H	Clemson	65 67
												138	A	Charlotte	57 80
												165	H	Louisiana Tech	57 54
												167	H	UTEP	76 77
												215	H	North Texas	46 92
												235	H	Fla. Atlantic	86 65
												258	A	Morgan St.	51 62
												262	A	Howard	62 69
												277	A	Old Dominion	60 68
												278	H	North Dakota St.	68 71
												289	H	Vermont	80 70
												296	A	UTSA	66 69
												297	H	Air Force	70 69
												313	H	Charleston So.	77 70
												316	H	Alabama A&M	51 58
												319	A	Marshall I	75 78
												319	H	Marshall I	67 54
LAST 12 Division I GAMES:															
235	H	Fla. Atlantic	86 65	319	A	Marshall I	75 78								
296	A	UTSA	66 69	79	H	UAB	61 71								
120	H	Middle Tenn.	59 63	165	H	Louisiana Tech	57 54								
215	H	North Texas	46 92	91	H	Rice	68 58								
138	A	Charlotte	57 80	44	A	Western Ky.	47 101								
277	A	Old Dominion	60 68	319	H	Marshall I	67 54								

Non-Div I Games:

FIU

Average RPI Win:	284	WON-LOST	WINNING	LAST 10	STRENGTH OF	OPP. STRENGTH	TEAM	ADJ.	CONF.	ADJ CONF.
Average RPI Loss:	164	RECORD	PCT. RANK	GAMES	SCHEDULE	OF SCHEDULE	RPI	RPI	RPI	RPI
DIV. I ONLY	12- 15	204	5- 5	302	274	250	250	28	28	
DIV. I NON-CONF.	3- 8	268	0- 0	296	206	303	303	26	26	

TOTALS	RPI 1-25	RPI 26-50	W-L RECORDS	RPI 51-100	RPI 101-999	RPI 201+				
12- 15	0- 1	0- 2	OVERALL	0- 0	12- 12	10- 4				
7- 5	0- 1	0- 1	HOME	0- 0	7- 3	6- 2				
5- 9	0- 0	0- 1	AWAY	0- 0	5- 8	4- 2				
0- 1	0- 0	0- 0	NEUTRAL	0- 0	0- 1	0- 0				
3- 8	0- 1	0- 0	NON-CONFERENCE	0- 0	3- 7	2- 2				
2- 2	0- 1	0- 0	HOME	0- 0	2- 1	2- 1				
1- 5	0- 0	0- 0	AWAY	0- 0	1- 5	0- 1				
0- 1	0- 0	0- 0	NEUTRAL	0- 0	0- 1	0- 0				
9- 7	0- 0	0- 2	CONFERENCE	0- 0	9- 5	8- 2				
5- 3	0- 0	0- 1	HOME	0- 0	5- 2	4- 1				
4- 4	0- 0	0- 1	AWAY	0- 0	4- 3	4- 1				
0- 0	0- 0	0- 0	NEUTRAL	0- 0	0- 0	0- 0				

RPI 1-25				RPI 26-50				RPI 51-100				RPI 101+ Team's RPI: 250			
RPI	S	Opponent	Score	RPI	S	Opponent	Score	RPI	S	Opponent	Score	RPI	S	Opponent	Score
23	H	Villanova	44 73	41	A	Quinnipiac	45 77					103	A	Seton Hall	61 80
				41	H	Quinnipiac	39 58					139	A	Northeastern	43 63
												153	A	William & Mary	47 57
												161	A	Marist	63 71
												161	H	Marist	34 48
												182	N	New Hampshire	61 71
												192	A	Siena	40 51
												192	H	Siena	44 43
												194	A	Boston College	66 58
												196	A	Lehigh	53 56
												211	H	Richmond	67 72
												247	H	Niagara	59 53
												255	A	Manhattan	44 55
												255	H	Manhattan	55 52
												273	A	Rider	68 57
												273	H	Rider	45 61
												284	A	Canisius	56 52
												288	H	Mt. St. Mary's	76 65
												302	H	Monmouth	61 55
												327	A	Rhode Island	47 62
												336	A	Iona	78 68
												344	H	UMass Lowell	78 67
												348	A	Saint Peter's	62 40
												348	H	Saint Peter's	62 41
LAST 12 Division I GAMES:															
348	A	Saint Peter's	62 40	41	H	Quinnipiac	39 58	273	A	Rider	68 57				
192	H	Siena	44 43					192	A	Siena	40 51				
161	H	Marist	34 48					41	A	Quinnipiac	45 77				
255	A	Manhattan	44 55					348	H	Saint Peter's	62 41				
336	A	Iona	78 68					161	A	Marist	63 71				
255	H	Manhattan	55 52												

Non-Div I Games:

Fairfield

Average RPI		Win: 299	WON-LOST RECORD	WINNING PCT. RANK	LAST 10 GAMES	STRENGTH OF SCHEDULE	OPP. STRENGTH OF SCHEDULE	TEAM RPI	ADJ. RPI	CONF. RPI	ADJ. CONF. RPI
Loss: 196											
DIV. I ONLY		14- 11	139	6- 4	347	333	267	267	29	29	
DIV. I NON-CONF.		7- 3	74	0- 0	345	328	243	243	29	29	
TOTALS		RPI 1-25	RPI 26-50	W-L RECORDS		RPI 51-100	RPI 101-999	RPI 201+			
14- 11	0- 0		0- 1	OVERALL		0- 0	14- 10	13- 5			
8- 5	0- 0		0- 0	HOME		0- 0	8- 5	7- 2			
6- 6	0- 0		0- 1	AWAY		0- 0	6- 5	6- 3			
0- 0	0- 0		0- 0	NEUTRAL		0- 0	0- 0	0- 0			
7- 3	0- 0		0- 1	NON-CONFERENCE		0- 0	7- 2	6- 1			
5- 1	0- 0		0- 0	HOME		0- 0	5- 1	4- 0			
2- 2	0- 0		0- 1	AWAY		0- 0	2- 1	2- 1			
0- 0	0- 0		0- 0	NEUTRAL		0- 0	0- 0	0- 0			
7- 8	0- 0		0- 0	CONFERENCE		0- 0	7- 8	7- 4			
3- 4	0- 0		0- 0	HOME		0- 0	3- 4	3- 2			
4- 4	0- 0		0- 0	AWAY		0- 0	4- 4	4- 2			
0- 0	0- 0		0- 0	NEUTRAL		0- 0	0- 0	0- 0			

RPI 1-25				RPI 26-50				RPI 51-100				RPI 101+ Team's RPI: 267			
RPI	S	Opponent	Score	RPI	S	Opponent	Score	RPI	S	Opponent	Score	RPI	S	Opponent	Score
				33	A	Rutgers	35 101					122	A	Saint Francis (PA)	61 80
												122	H	Saint Francis (PA)	56 80
												133	A	Robert Morris	49 62
												133	H	Robert Morris	68 77
												164	H	Army West Point	58 56
												188	H	Stony Brook	51 56
												262	A	Howard	65 68
												266	A	St. Francis Brooklyn	70 62
												269	H	Sacred Heart	69 59
												275	H	Colgate	61 51
												286	A	LIU Brooklyn	61 49
												287	A	Bryant	77 69
												287	H	Bryant	48 65
												288	A	Mt. St. Mary's	52 55
												288	H	Mt. St. Mary's	53 55
												295	A	Central Conn. St.	56 76
												295	H	Central Conn. St.	78 49
												302	H	Monmouth	78 61
												334	A	Wagner	74 64
												334	H	Wagner	62 61
												335	A	NJIT	74 70
												344	H	UMass Lowell	60 51
												346	A	Longwood	72 52
												348	H	Saint Peter's	69 59
LAST 12 Division I GAMES:															
				122	A	Saint Francis (PA)	61 80	286	A	LIU Brooklyn	61 49				
				133	A	Robert Morris	49 62	266	A	St. Francis Brooklyn	70 62				
				334	H	Wagner	62 61	269	H	Sacred Heart	69 59				
				288	H	Mt. St. Mary's	53 55	295	H	Central Conn. St.	78 49				
				295	A	Central Conn. St.	56 76	287	H	Bryant	48 65				
				287	A	Bryant	77 69	288	A	Mt. St. Mary's	52 55				

Non-Div I Games:	Rutgers-Newark	76	40
------------------	----------------	----	----

Fairleigh Dickinson

■ Loss, ■ Non-Conf, S Site, H Home A Away N Neutral

Average RPI Win:	266	WON-LOST	WINNING	LAST 10	STRENGTH OF	OPP. STRENGTH	TEAM	ADJ.	CONF.	ADJ CONF.
Average RPI Loss:	158	RECORD	PCT. RANK	GAMES	SCHEDULE	OF SCHEDULE	RPI	RPI	RPI	RPI
DIV. I ONLY	10- 13	215	2- 8	203	262	235	235	18	18	
DIV. I NON-CONF.	6- 5	153	0- 0	284	321	234	234	19	19	

TOTALS	RPI 1-25	RPI 26-50	W-L RECORDS	RPI 51-100	RPI 101-999	RPI 201+				
10- 13	0- 0	0- 1	OVERALL	0- 4	10- 8	8- 5				
7- 5	0- 0	0- 0	HOME	0- 2	7- 3	5- 2				
3- 7	0- 0	0- 1	AWAY	0- 2	3- 4	3- 2				
0- 1	0- 0	0- 0	NEUTRAL	0- 0	0- 1	0- 1				
6- 5	0- 0	0- 0	NON-CONFERENCE	0- 2	6- 3	6- 2				
4- 2	0- 0	0- 0	HOME	0- 1	4- 1	4- 1				
2- 2	0- 0	0- 0	AWAY	0- 1	2- 1	2- 0				
0- 1	0- 0	0- 0	NEUTRAL	0- 0	0- 1	0- 1				
4- 8	0- 0	0- 1	CONFERENCE	0- 2	4- 5	2- 3				
3- 3	0- 0	0- 0	HOME	0- 1	3- 2	1- 1				
1- 5	0- 0	0- 1	AWAY	0- 1	1- 3	1- 2				
0- 0	0- 0	0- 0	NEUTRAL	0- 0	0- 0	0- 0				

RPI	S	Opponent	Score	RPI	S	Opponent	Score	RPI	S	Opponent	Score	RPI	S	Opponent	Score
44	A	Western Ky.	63 82	62	H	Mercer	55 66	120	H	Middle Tenn.	65 69	147	A	Colorado	69 76
				66	A	Nebraska	69 86	165	H	Louisiana Tech	86 72	167	A	UTEP	70 75
				79	A	UAB	57 90	167	H	UTEP	72 66	209	N	Bowling Green	55 66
				91	H	Rice	53 67	215	H	North Texas	51 65	252	H	North Florida	83 75
								263	A	Indiana St.	66 58	266	H	St. Francis Brooklyn	80 60
								276	H	Grand Canyon	73 77	277	A	Old Dominion	54 59
								283	H	UMKC	65 55	296	A	UTSA	99 65
								305	A	FIU	65 86	315	A	Georgia St.	82 50
								319	H	Marshall	79 59	333	H	Delaware St.	90 67
LAST 12 Division I GAMES:															
305	A	FIU	65 86	296	A	UTSA	99 65	165	H	Louisiana Tech	86 72	167	A	UTEP	70 75
277	A	Old Dominion	54 59	91	H	Rice	53 67	167	H	UTEP	72 66	319	H	Marshall	79 59
215	H	North Texas	51 65	63	82	167	72 66								
120	H	Middle Tenn.	65 69	57	90										
44	A	Western Ky.	63 82												
79	A	UAB	57 90												

Non-Div I Games:

Fla. Atlantic

Florida				Through Games Of Feb. 21, 2018							
Average RPI	Win:	200	WON-LOST	WINNING	LAST 10	STRENGTH OF	OPP. STRENGTH	TEAM	ADJ.	CONF.	ADJ CONF.
Average RPI	Loss:	65	RECORD	PCT. RANK	GAMES	SCHEDULE	OF SCHEDULE	RPI	RPI	RPI	RPI
DIV. I ONLY		11- 16	225	3- 7	63	51	158	158	2	2	
DIV. I NON-CONF.		8- 5	111	0- 0	203	138	183	183	2	2	

TOTALS		RPI 1-25	RPI 26-50		W-L RECORDS		RPI 51-100	RPI 101-999	RPI 201+		
11- 16	1- 8	0- 1		OVERALL		1- 2	9- 5	5- 0			
7- 9	0- 4	0- 1		HOME		1- 2	6- 2	3- 0			
2- 6	1- 4	0- 0		AWAY		0- 0	1- 2	0- 0			
2- 1	0- 0	0- 0		NEUTRAL		0- 0	2- 1	2- 0			
8- 5	1- 2	0- 0		NON-CONFERENCE		1- 0	6- 3	5- 0			
5- 4	0- 2	0- 0		HOME		1- 0	4- 2	3- 0			
1- 0	1- 0	0- 0		AWAY		0- 0	0- 0	0- 0			
2- 1	0- 0	0- 0		NEUTRAL		0- 0	2- 1	2- 0			
3- 11	0- 6	0- 1		CONFERENCE		0- 2	3- 2	0- 0			
2- 5	0- 2	0- 1		HOME		0- 2	2- 0	0- 0			
1- 6	0- 4	0- 0		AWAY		0- 0	1- 2	0- 0			
0- 0	0- 0	0- 0		NEUTRAL		0- 0	0- 0	0- 0			

RPI 1-25				RPI 26-50				RPI 51-100				RPI 101+ Team's RPI: 158			
RPI	S	Opponent	Score	RPI	S	Opponent	Score	RPI	S	Opponent	Score	RPI	S	Opponent	Score
3	A	Mississippi St.	53 90	27	H	Georgia	57 66	81	H	Alabama	54 63	104	A	Auburn	55 84
3	H	Mississippi St.	50 98		95	H	Kentucky	53 56	115	H	Chattanooga	60 65			
6	H	Florida St.	54 84		99	H	Jacksonville	69 59	116	A	Arkansas	65 51			
7	H	Ohio St.	77 103						135	H	Vanderbilt	88 71			
12	A	Missouri	64 66						144	A	Ole Miss	75 78			
17	A	South Carolina	57 64						144	H	Ole Miss	61 60			
21	A	Texas A&M	80 85						162	H	Saint Joseph's	71 51			
24	A	Oklahoma	80 61						178	N	Stetson	71 85			
25	H	LSU	59 66						198	H	Arkansas St.	69 70			
LAST 12 Division I GAMES:															
135	H	Vanderbilt	88 71	3	A	Mississippi St.	53 90								
21	A	Texas A&M	80 85	144	H	Ole Miss	61 60								
17	A	South Carolina	57 64	116	A	Arkansas	65 51								
3	H	Mississippi St.	50 98	25	H	LSU	59 66								
12	A	Missouri	64 66	95	H	Kentucky	53 56								
27	H	Georgia	57 66	144	A	Ole Miss	75 78								

Average RPI Win: 314		WON-LOST RECORD	WINNING PCT. RANK	LAST 10 GAMES	STRENGTH OF SCHEDULE	OPP. STRENGTH OF SCHEDULE	TEAM RPI	ADJ. RPI	CONF. RPI	ADJ CONF. RPI
Average RPI Loss: 222										
DIV. I ONLY		5- 20	316	3- 7	345	273	342	342	30	30
DIV. I NON-CONF.		1- 11	331	0- 0	329	163	343	343	30	30
TOTALS		RPI 1-25	RPI 26-50	W-L RECORDS		RPI 51-100	RPI 101-999	RPI 201+		
5- 20	0- 0		0- 0	OVERALL		0- 3	5- 17	5- 15		
3- 4	0- 0		0- 0	HOME		0- 0	3- 4	3- 4		
2- 15	0- 0		0- 0	AWAY		0- 3	2- 12	2- 10		
0- 1	0- 0		0- 0	NEUTRAL		0- 0	0- 1	0- 1		
1- 11	0- 0		0- 0	NON-CONFERENCE		0- 3	1- 8	1- 7		
0- 2	0- 0		0- 0	HOME		0- 0	0- 2	0- 2		
1- 8	0- 0		0- 0	AWAY		0- 3	1- 5	1- 4		
0- 1	0- 0		0- 0	NEUTRAL		0- 0	0- 1	0- 1		
4- 9	0- 0		0- 0	CONFERENCE		0- 0	4- 9	4- 8		
3- 2	0- 0		0- 0	HOME		0- 0	3- 2	3- 2		
1- 7	0- 0		0- 0	AWAY		0- 0	1- 7	1- 6		
0- 0	0- 0		0- 0	NEUTRAL		0- 0	0- 0	0- 0		

[illegible]

Non-Div I Games:	Lynn	74	37
------------------	------	----	----

Florida A&M

Loss, Non-Conf, S Site, H Home A Away N Neutral

Average RPI Win:	115	WON-LOST	WINNING	LAST 10	STRENGTH OF	OPP. STRENGTH	TEAM	ADJ.	CONF.	ADJ CONF.
Average RPI Loss:	15	RECORD	PCT. RANK	GAMES	SCHEDULE	OF SCHEDULE	RPI	RPI	RPI	RPI
DIV. I ONLY	22- 5	22	7- 3	8	34	6	6	1	1	
DIV. I NON-CONF.	12- 1	6	0- 0	25	112	5	5	1	1	

TOTALS	RPI 1-25	RPI 26-50	W-L RECORDS	RPI 51-100	RPI 101-999	RPI 201+				
22- 5	2- 4	5- 1	OVERALL	4- 0	11- 0	3- 0				
11- 1	0- 1	3- 0	HOME	2- 0	6- 0	2- 0				
11- 4	2- 3	2- 1	AWAY	2- 0	5- 0	1- 0				
0- 0	0- 0	0- 0	NEUTRAL	0- 0	0- 0	0- 0				
12- 1	1- 1	2- 0	NON-CONFERENCE	2- 0	7- 0	3- 0				
6- 0	0- 0	1- 0	HOME	1- 0	4- 0	2- 0				
6- 1	1- 1	1- 0	AWAY	1- 0	3- 0	1- 0				
0- 0	0- 0	0- 0	NEUTRAL	0- 0	0- 0	0- 0				
10- 4	1- 3	3- 1	CONFERENCE	2- 0	4- 0	0- 0				
5- 1	0- 1	2- 0	HOME	1- 0	2- 0	0- 0				
5- 3	1- 2	1- 1	AWAY	1- 0	2- 0	0- 0				
0- 0	0- 0	0- 0	NEUTRAL	0- 0	0- 0	0- 0				

RPI 1-25				Team's RPI: 6				RPI 26-50				RPI 51-100				RPI 101+			
RPI	S	Opponent	Score	RPI	S	Opponent	Score	RPI	S	Opponent	Score	RPI	S	Opponent	Score				
1	H	Notre Dame	69 100	31	A	Syracuse	69 76	72	A	James Madison	79 63	107	H	North Carolina	103 65				
4	A	Louisville	50 49	34	H	Virginia	77 62	75	H	Virginia Tech	107 62	136	A	Clemson	69 47				
11	A	Texas	72 87	40	H	Arizona St.	77 66	99	H	Jacksonville	82 50	136	H	Clemson	91 43				
13	A	Duke	66 79	42	A	Creighton	92 82	100	A	Wake Forest	81 79	146	H	Samford	87 62				
18	A	Iowa	94 93	46	A	Miami (FL)	91 71					158	A	Florida	84 54				
20	A	NC State	56 65	46	H	Miami (FL)	105 67					173	A	Pittsburgh	66 59				
LAST 12 Division I GAMES:																			
13	A	Duke	66 79	1	H	Notre Dame	69 100												
136	H	Clemson	91 43	4	A	Louisville	50 49												
46	A	Miami (FL)	91 71	100	A	Wake Forest	81 79												
34	H	Virginia	77 62	75	H	Virginia Tech	107 62												
173	A	Pittsburgh	66 59	46	H	Miami (FL)	105 67												
20	A	NC State	56 65	31	A	Syracuse	69 76												

Non-Div I Games:

Florida St.

Average RPI Win: 181	WON-LOST RECORD	WINNING PCT. RANK	LAST 10 GAMES	STRENGTH OF SCHEDULE	OPP. STRENGTH OF SCHEDULE	TEAM RPI	ADJ. RPI	CONF. RPI	ADJ CONF. RPI
Average RPI Loss: 80									
DIV. I ONLY	21- 7	44	7- 3	134	98	59	59	12	12
DIV. I NON-CONF.	9- 4	82	0- 0	116	64	67	67	10	10

TOTALS	RPI 1-25	RPI 26-50	W-L RECORDS	RPI 51-100	RPI 101-999	RPI 201+			
21- 7	0- 1	1- 2	OVERALL	4- 2	16- 2	9- 0			
13- 2	0- 1	1- 1	HOME	2- 0	10- 0	5- 0			
8- 5	0- 0	0- 1	AWAY	2- 2	6- 2	4- 0			
0- 0	0- 0	0- 0	NEUTRAL	0- 0	0- 0	0- 0			
9- 4	0- 1	1- 0	NON-CONFERENCE	2- 2	6- 1	3- 0			
7- 1	0- 1	1- 0	HOME	1- 0	5- 0	2- 0			
2- 3	0- 0	0- 0	AWAY	1- 2	1- 1	1- 0			
0- 0	0- 0	0- 0	NEUTRAL	0- 0	0- 0	0- 0			
12- 3	0- 0	0- 2	CONFERENCE	2- 0	10- 1	6- 0			
6- 1	0- 0	0- 1	HOME	1- 0	5- 0	3- 0			
6- 2	0- 0	0- 1	AWAY	1- 0	5- 1	3- 0			
0- 0	0- 0	0- 0	NEUTRAL	0- 0	0- 0	0- 0			

RPI 1-25				RPI 26-50				RPI 51-100				Team's RPI : 59				RPI 101+			
RPI	S	Opponent	Score	RPI	S	Opponent	Score	RPI	S	Opponent	Score	RPI	S	Opponent	Score	RPI	S	Opponent	Score
9	H	UCLA	30 67	29	A	Dayton	54 79	54	A	St. John's (NY)	67 64	101	A	George Mason	67 62				
				29	H	Dayton	62 63	64	H	UC Davis	70 62	102	H	Bucknell I	71 62				
				37	H	Northern Colo.	48 33	70	A	Duquesne	51 43	131	A	Saint Louis	85 91				
								83	A	Albany (NY)	52 59	131	H	Saint Louis	66 63				
								84	A	Penn St.	60 65	157	H	Hartford	69 44				
								88	H	George Washington	61 50	170	A	Davidson	58 45				
												170	H	Davidson	66 58				
												173	H	Pittsburgh	58 55				
												194	A	Boston College	52 55				
												211	A	Richmond	43 38				
												240	H	La Salle	66 45				
												248	H	St. Bonaventure	72 48				
												255	A	Manhattan	54 48				
												267	A	Massachusetts	62 51				
												282	A	VCU	64 54				
												320	H	UMBC	55 46				
												327	H	Rhode Island	76 64				
												336	H	Iona	78 48				
LAST 12 Division I GAMES:																			
				70	A	Duquesne	51 43	101	A	George Mason	67 62								
				29	A	Dayton	54 79	248	H	St. Bonaventure	72 48								
				240	H	La Salle	66 45	211	A	Richmond	43 38								
				170	A	Davidson	58 45	29	H	Dayton	62 63								
				327	H	Rhode Island	76 64	282	A	VCU	64 54								
				131	A	Saint Louis	85 91	170	H	Davidson	66 58								

Non-Div I Games:

Fordham

Average RPI Win: 297	WON-LOST RECORD	WINNING PCT. RANK	LAST 10 GAMES	STRENGTH OF SCHEDULE	OPP. STRENGTH OF SCHEDULE	TEAM RPI	ADJ. RPI	CONF. RPI	ADJ CONF. RPI
Average RPI Loss: 170									
DIV. I ONLY	3- 20	330	1- 9	210	223	330	330	13	13
DIV. I NON-CONF.	2- 8	290	0- 0	301	302	336	336	16	16

TOTALS	RPI 1-25	RPI 26-50	W-L RECORDS	RPI 51-100	RPI 101-999	RPI 201+			
3- 20	0- 0	0- 2	OVERALL	0- 4	3- 14	3- 8			
3- 7	0- 0	0- 0	HOME	0- 2	3- 5	3- 2			
0- 13	0- 0	0- 2	AWAY	0- 2	0- 9	0- 6			
0- 0	0- 0	0- 0	NEUTRAL	0- 0	0- 0	0- 0			
2- 8	0- 0	0- 1	NON-CONFERENCE	0- 2	2- 5	2- 5			
2- 2	0- 0	0- 0	HOME	0- 1	2- 1	2- 1			
0- 6	0- 0	0- 1	AWAY	0- 1	0- 4	0- 4			
0- 0	0- 0	0- 0	NEUTRAL	0- 0	0- 0	0- 0			
1- 12	0- 0	0- 1	CONFERENCE	0- 2	1- 9	1- 3			
1- 5	0- 0	0- 0	HOME	0- 1	1- 4	1- 1			
0- 7	0- 0	0- 1	AWAY	0- 1	0- 5	0- 2			
0- 0	0- 0	0- 0	NEUTRAL	0- 0	0- 0	0- 0			























































RPI 1-25	RPI 26-50	RPI 51-100	RPI 101+	Team's RPI: 330
RPI S Opponent Score	RPI S Opponent Score	RPI S Opponent Score	RPI S Opponent Score	
	32 A South Dakota St. 49 105	57 A South Dakota 43 85	113 A Western Ill. 44 91	
	47 A Michigan 45 77	57 H South Dakota 60 79	113 H Western Ill. 64 100	
		68 A Belmont 42 74	172 A Denver 65 86	
		96 H Milwaukee 48 60	172 H Denver 55 73	
			181 A Oral Roberts 45 66	
			181 H Oral Roberts 48 73	
			219 A Xavier 50 62	
			223 A Illinois 50 64	
			241 A Omaha 61 77	
			241 H Omaha 76 65	
			256 A Coastal Caro. 58 67	
			278 A North Dakota St. 56 72	
			278 H North Dakota St. 52 66	
			293 A Valparaiso 50 68	
			303 H Loyola Chicago 79 70	
			326 H Ill. -Chicago 51 67	
			347 H Eastern Ill. 93 77	
LAST 12 Division I GAMES:				
	278 H North Dakota St. 52 66	278 A North Dakota St. 56 72		
	241 A Omaha 61 77	113 A Western Ill. 44 91		
	57 H South Dakota 60 79	57 A South Dakota 43 85		
	172 A Denver 65 86	241 H Omaha 76 65		
	181 A Oral Roberts 45 66	172 H Denver 55 73		
	32 A South Dakota St. 49 105	181 H Oral Roberts 48 73		

Non-Div I Games: Quincy 73 72 Maryville (MO) 70 76 Findlay 55 75

Fort Wayne

Average RPI Win:	202	WON-LOST	WINNING	LAST 10	STRENGTH OF	OPP. STRENGTH	TEAM	ADJ.	CONF.	ADJ CONF.
Average RPI Loss:	160	RECORD	PCT. RANK	GAMES	SCHEDULE	OF SCHEDULE	RPI	RPI	RPI	RPI
DIV. I ONLY	16- 11	121	8- 2	197	152	134	134	16	16	
DIV. I NON-CONF.	5- 6	187	0- 0	136	245	190	190	14	14	

TOTALS	RPI 1-25	RPI 26-50	W-L RECORDS	RPI 51-100	RPI 101-999	RPI 201+				
16- 11	0- 0	0- 1	OVERALL	2- 2	14- 8	8- 4				
11- 3	0- 0	0- 1	HOME	1- 1	10- 1	6- 1				
5- 8	0- 0	0- 0	AWAY	1- 1	4- 7	2- 3				
0- 0	0- 0	0- 0	NEUTRAL	0- 0	0- 0	0- 0				
5- 6	0- 0	0- 1	NON-CONFERENCE	0- 0	5- 5	1- 2				
4- 2	0- 0	0- 1	HOME	0- 0	4- 1	1- 1				
1- 4	0- 0	0- 0	AWAY	0- 0	1- 4	0- 1				
0- 0	0- 0	0- 0	NEUTRAL	0- 0	0- 0	0- 0				
11- 5	0- 0	0- 0	CONFERENCE	2- 2	9- 3	7- 2				
7- 1	0- 0	0- 0	HOME	1- 1	6- 0	5- 0				
4- 4	0- 0	0- 0	AWAY	1- 1	3- 3	2- 2				
0- 0	0- 0	0- 0	NEUTRAL	0- 0	0- 0	0- 0				

RPI 1-25	RPI 26-50	RPI 51-100	RPI 101+	Team's RPI: 134
RPI S Opponent Score	RPI S Opponent Score	RPI S Opponent Score	RPI S Opponent Score	
	40  Arizona St. 49  81	65  Wyoming 60 47	123  Colorado St. 75 64	
		86  UNLV 74 72	123  Colorado St. 56 45	
		86  UNLV 58  73	132  Texas St. 59  76	
		93  New Mexico 75  88	151  Boise St. 66  75	
			154  San Francisco 62  70	
			159  UT Arlington 54  67	
			166  Weber St. 81 78	
			169  Eastern Wash. 81 56	
			177  Pacific 81 70	
			197  UC Santa Barbara 64 57	
			203  CSUN 72  85	
			218  Nevada 73  90	
			218  Nevada 68 55	
			231  UC Riverside 56  68	
			244  San Jose St. 81 71	
			245  Montana 61 58	
			264  San Diego St. 66 60	
			264  San Diego St. 64 53	
			297  Air Force 64 58	
			297  Air Force 64 48	
			298  Utah St. 52  60	
			298  Utah St. 57 56	
LAST 12 Division I GAMES:				
	86  UNLV 58  73	297  Air Force 64 48		
	123  Colorado St. 75 64	298  Utah St. 52  60		
	244  San Jose St. 81 71	86  UNLV 74 72		
	264  San Diego St. 66 60	264  San Diego St. 64 53		
	65  Wyoming 60 47	93  New Mexico 75  88		
	218  Nevada 68 55	151  Boise St. 66  75		

Non-Div I Games:

Fresno St.

Average RPI Win: 214
Average RPI Loss: 157

WON-LOST
RECORD

WINNING
PCT. RANK

LAST 10
GAMES

STRENGTH OF
SCHEDULE

OPP. STRENGTH
OF SCHEDULE

TEAM
RPI

ADJ.
RPI

CONF.
RPI

ADJ CONF.
RPI

DIV. I ONLY	13- 12	163	4- 5	229	149	175	175	17	17
DIV. I NON-CONF.	7- 5	132	0- 0	288	157	160	160	17	17
<hr/>									
TOTALS	RPI 1-25	RPI 26-50	W-L RECORDS	RPI 51-100	RPI 101-999	RPI 201+			
13- 12	0- 0	0- 1	OVERALL	1- 2	12- 9	8- 5			
8- 2	0- 0	0- 0	HOME	0- 1	8- 1	5- 0			
4- 9	0- 0	0- 0	AWAY	0- 0	4- 3	3- 2			
1- 1	0- 0	0- 0	NEUTRAL	1- 0	0- 1	0- 1			
7- 5	0- 0	0- 1	NON-CONFERENCE	1- 0	6- 4	5- 3			
4- 0	0- 0	0- 0	HOME	0- 0	4- 0	3- 0			
2- 4	0- 0	0- 1	AWAY	0- 0	2- 3	2- 2			
1- 1	0- 0	0- 0	NEUTRAL	1- 0	0- 1	0- 1			
6- 7	0- 0	0- 0	CONFERENCE	0- 2	6- 5	3- 2			
4- 2	0- 0	0- 0	HOME	0- 1	4- 1	2- 0			
2- 5	0- 0	0- 0	AWAY	0- 1	2- 4	1- 2			
0- 0	0- 0	0- 0	NEUTRAL	0- 0	0- 0	0- 0			

RPI 1-25				RPI 26-50				RPI 51-100				RPI 101+ Team's RPI: 175			
RPI	S	Opponent	Score	RPI	S	Opponent	Score	RPI	S	Opponent	Score	RPI	S	Opponent	Score
				27	A	Georgia	44 79	62	A	Mercer	53 65	107	A	North Carolina	56 84
								62	H	Mercer	64 86	115	A	Chattanooga	50 45
								85	N	Ohio	70 68	115	H	Chattanooga	58 57
												128	A	ETSU	46 56
												128	H	ETSU	57 69
												146	A	Samford	58 62
												146	H	Samford	45 41
												170	H	Davidson	65 62
												216	A	UNC Asheville	71 63
												219	N	Xavier	62 75
												222	A	UNCG	74 76
												222	H	UNCG	55 54
												232	A	Gardner-Webb	57 71
												251	A	Presbyteri an	75 76
												253	H	Col. of Charleston	72 58
												259	H	UNCW	76 71
												291	A	USC Upstate	80 59
												292	H	Kennesaw St.	78 59
												299	A	Wofford	48 79
												309	A	Western Caro.	68 59
												309	H	Western Caro.	66 46
LAST 12 Division I GAMES:															
				128	A	ETSU	46 56	299	A	Wofford	48 79				
				115	A	Chattanooga	50 45	115	H	Chattanooga	58 57				
				309	H	Western Caro.	66 46	128	H	ETSU	57 69				
				222	H	UNCG	55 54	222	A	UNCG	74 76				
				146	A	Samford	58 62	309	A	Western Caro.	68 59				
				62	A	Mercer	53 65	62	H	Mercer	64 86				

Non-Div I Games:

Pfeiffer

102 51

Bob Jones

93 46

Converse

80 41

Furman

Average RPI Win:	272	WON-LOST	WINNING	LAST 10	STRENGTH OF	OPP. STRENGTH	TEAM	ADJ.	CONF.	ADJ CONF.
Average RPI Loss:	184	RECORD	PCT. RANK	GAMES	SCHEDULE	OF SCHEDULE	RPI	RPI	RPI	RPI
DIV. I ONLY	3- 20	330	2- 8	213	280	329	329	22	22	
DIV. I NON-CONF.	1- 8	313	0- 0	129	330	290	290	23	23	

TOTALS	RPI 1-25	RPI 26-50	W-L RECORDS	RPI 51-100	RPI 101-999	RPI 201+				
3- 20	0- 0	0- 0	OVERALL	0- 4	3- 16	2- 7				
2- 10	0- 0	0- 0	HOME	0- 2	2- 8	1- 3				
1- 10	0- 0	0- 0	AWAY	0- 2	1- 8	1- 4				
0- 0	0- 0	0- 0	NEUTRAL	0- 0	0- 0	0- 0				
1- 8	0- 0	0- 0	NON-CONFERENCE	0- 4	1- 4	1- 3				
0- 5	0- 0	0- 0	HOME	0- 2	0- 3	0- 2				
1- 3	0- 0	0- 0	AWAY	0- 2	1- 1	1- 1				
0- 0	0- 0	0- 0	NEUTRAL	0- 0	0- 0	0- 0				
2- 12	0- 0	0- 0	CONFERENCE	0- 0	2- 12	1- 4				
2- 5	0- 0	0- 0	HOME	0- 0	2- 5	1- 1				
0- 7	0- 0	0- 0	AWAY	0- 0	0- 7	0- 3				
0- 0	0- 0	0- 0	NEUTRAL	0- 0	0- 0	0- 0				

RPI 1-25				RPI 26-50				RPI 51-100				RPI 101+				Team's RPI: 329
RPI	S	Opponent	Score	RPI	S	Opponent	Score	RPI	S	Opponent	Score	RPI	S	Opponent	Score	
								51	A	UCF	38 62	108	A	Little Rock	52 92	
								62	A	Mercer	45 72	108	H	Little Rock	34 64	
								77	H	IUPUI	52 72	132	H	Texas St.	56 81	
								81	H	Alabama	36 84	141	A	South Ala.	52 79	
												159	H	UT Arlington	73 68	
												168	A	Troy	47 88	
												176	H	Louisiana	48 58	
												188	H	Stony Brook	49 68	
												198	A	Arkansas St.	48 69	
												198	H	Arkansas St.	62 71	
												206	A	N. C. A&T	49 60	
												256	A	Coastal Caro.	51 54	
												272	A	Appalachian St.	56 87	
												292	H	Kennesaw St.	58 60	
												315	A	Georgia St.	56 71	
												315	H	Georgia St.	58 66	
												318	A	South Carolina St.	61 58	
												339	H	La. -Monroe	75 45	
												343	H	Savannah St.	67 71	

LAST 12 Division I GAMES:																
				315	H	Georgia St.	58 66	132	H	Texas St.	56 81					
				176	H	Louisiana	48 58	315	A	Georgia St.	56 71					
				339	H	La. -Monroe	75 45	272	A	Appalachian St.	56 87					
				198	A	Arkansas St.	48 69	256	A	Coastal Caro.	51 54					
				108	A	Little Rock	52 92	108	H	Little Rock	34 64					
				159	H	UT Arlington	73 68	198	H	Arkansas St.	62 71					

Non-Div I Games: Coastal Ga. 68 63 Thomas (GA) 79 51

Ga. Southern

Average RPI Win:	278	WON-LOST	WINNING	LAST 10	STRENGTH OF	OPP. STRENGTH	TEAM	ADJ.	CONF.	ADJ CONF.
Average RPI Loss:	165	RECORD	PCT. RANK	GAMES	SCHEDULE	OF SCHEDULE	RPI	RPI	RPI	RPI
DIV. I ONLY	14- 10	128	5- 5	333	290	232	232	27	27	
DIV. I NON-CONF.	7- 2	51	0- 0	300	204	127	127	28	28	
<hr/>										
TOTALS	RPI 1-25	RPI 26-50	W-L RECORDS	RPI 51-100	RPI 101-999	RPI 201+				
14- 10	0- 0	0- 0	OVERALL	0- 4	14- 6	10- 4				
8- 5	0- 0	0- 0	HOME	0- 2	8- 3	6- 3				
6- 5	0- 0	0- 0	AWAY	0- 0	6- 3	4- 1				
0- 0	0- 0	0- 0	NEUTRAL	0- 0	0- 0	0- 0				
7- 2	0- 0	0- 0	NON-CONFERENCE	0- 2	7- 0	4- 0				
4- 1	0- 0	0- 0	HOME	0- 1	4- 0	3- 0				
3- 1	0- 0	0- 0	AWAY	0- 1	3- 0	1- 0				
0- 0	0- 0	0- 0	NEUTRAL	0- 0	0- 0	0- 0				
7- 8	0- 0	0- 0	CONFERENCE	0- 2	7- 6	6- 4				
4- 4	0- 0	0- 0	HOME	0- 1	4- 3	3- 3				
3- 4	0- 0	0- 0	AWAY	0- 1	3- 3	3- 1				
0- 0	0- 0	0- 0	NEUTRAL	0- 0	0- 0	0- 0				

RPI 1-25				RPI 26-50				RPI 51-100				RPI 101+				Team's RPI: 232
RPI	S	Opponent	Score	RPI	S	Opponent	Score	RPI	S	Opponent	Score	RPI	S	Opponent	Score	
								51	H	UCF	30 65	156	A	Radford	46 66	
								89	A	Liberty	41 59	156	H	Radford	69 53	
								89	H	Liberty	60 85	170	A	Davi dson	70 65	
								95	A	Kentucky	34 72	175	H	Furman	71 57	
												191	A	Hi gh Point	80 83	
												199	A	Morehead St.	68 60	
												216	H	UNC Asheville	60 61	
												251	A	Presbyteri an	69 72	
												251	H	Presbyteri an	50 60	
												261	H	Campbel l	44 73	
												288	A	Mt. St. Mary's	75 67	
												291	H	USC Upstate	60 39	
												299	H	Wofford	73 55	
												309	H	Western Caro.	70 67	
												313	A	Charleston So.	75 59	
												313	H	Charleston So.	68 52	
												340	A	Winthrop	66 59	
												340	H	Winthrop	68 55	
												346	A	Longwood	61 54	
												346	H	Longwood	52 41	
<hr/>																
LAST 12 Division I GAMES:																
				251	H	Presbyteri an	50 60	216	H	UNC Asheville	60 61					
				313	A	Charleston So.	75 59	340	A	Winthrop	66 59					
				346	H	Longwood	52 41	261	H	Campbel l	44 73					
				340	H	Winthrop	68 55	313	H	Charleston So.	68 52					
				89	A	Liberty	41 59	251	A	Presbyteri an	69 72					
				156	A	Radford	46 66	89	H	Liberty	60 85					

Non-Div I Games: Montreat 83 26 Pfeiffer 72 53 Converse 82 59

Gardner-Webb

Loss, Non-Conf, S Site, H Home A Away N Neutral

Average RPI	Win:	236	WON-LOST	WINNING	LAST 10	STRENGTH OF	OPP. STRENGTH	TEAM	ADJ.	CONF.	ADJ CONF.
Average RPI	Loss:	73	RECORD	PCT. RANK	GAMES	SCHEDULE	OF SCHEDULE	RPI	RPI	RPI	RPI
DIV. I ONLY		21- 8	55	6- 4	245	157	101	101	12	12	
DIV. I NON-CONF.		11- 3	45	0- 0	269	264	91	91	10	10	

TOTALS	RPI 1-25		RPI 26-50		W-L RECORDS		RPI 51-100		RPI 101-999		RPI 201+
21- 8	0- 0		0- 2		OVERALL		2- 5		19- 1		16- 0
14- 2	0- 0		0- 0		HOME		1- 2		13- 0		11- 0
6- 6	0- 0		0- 0		AWAY		0- 1		6- 1		5- 0
1- 0	0- 0		0- 0		NEUTRAL		1- 0		0- 0		0- 0
11- 3	0- 0		0- 1		NON-CONFERENCE		2- 1		9- 1		9- 0
9- 0	0- 0		0- 0		HOME		1- 0		8- 0		8- 0
1- 3	0- 0		0- 1		AWAY		0- 1		1- 1		1- 0
1- 0	0- 0		0- 0		NEUTRAL		1- 0		0- 0		0- 0
10- 5	0- 0		0- 1		CONFERENCE		0- 4		10- 0		7- 0
5- 2	0- 0		0- 0		HOME		0- 2		5- 0		3- 0
5- 3	0- 0		0- 1		AWAY		0- 2		5- 0		4- 0
0- 0	0- 0		0- 0		NEUTRAL		0- 0		0- 0		0- 0

RPI	S	Opponent	Score	RPI	S	Opponent	Score	RPI	S	Opponent	Score	RPI	S	Opponent	Score	Team's RPI: 101
29	A	Dayton	66 71	56	A	Houston	73 82	131	H	Saint Louis	81 72					
47	A	Michigan	61 75	58	H	American	71 53	147	A	Colorado	61 76					
				59	H	Fordham	62 67	162	A	Saint Joseph's	65 57					
				70	A	Duquesne	64 71	170	H	Davidson	74 61					
				78	N	Drake	87 75	211	H	Richmond	77 56					
				88	A	George Washington	52 62	220	H	Southeast Mo. St.	57 38					
				88	H	George Washington	61 65	240	A	La Salle	69 56					
								246	A	Loyola Maryland	80 72					
								248	A	St. Bonaventure	76 63					
								248	H	St. Bonaventure	78 63					
								254	H	Illinois St.	56 37					
								267	H	Massachusetts	71 60					
								271	H	UMES	82 68					
								277	H	Old Dominion	66 53					
								282	A	VCU	65 42					
								286	H	LIU Brooklyn	73 70					
								308	H	Eastern Ky.	64 41					
								320	H	UMBC	58 38					
								327	A	Rhode Island	92 53					
								346	H	Longwood	60 41					

LAST 12 Division I GAMES:																
29	A	Dayton	66 71	248	A	St. Bonaventure	76 63									
248	H	St. Bonaventure	78 63	59	H	Fordham	62 67									
282	A	VCU	65 42	131	H	Saint Louis	81 72									
267	H	Massachusetts	71 60	70	A	Duquesne	64 71									
88	H	George Washington	61 65	211	H	Richmond	77 56									
162	A	Saint Joseph's	65 57	327	A	Rhode Island	92 53									

Non-Div I Games:

George Mason

Average RPI Win:	198	WON-LOST	WINNING	LAST 10	STRENGTH OF	OPP. STRENGTH	TEAM	ADJ.	CONF.	ADJ CONF.
Average RPI Loss:	55	RECORD	PCT. RANK	GAMES	SCHEDULE	OF SCHEDULE	RPI	RPI	RPI	RPI
DIV. I ONLY	15- 12	143	7- 3	44	103	88	88	12	12	
DIV. I NON-CONF.	5- 7	212	0- 0	18	44	110	110	10	10	

TOTALS	RPI 1-25	RPI 26-50	W-L RECORDS	RPI 51-100	RPI 101-999	RPI 201+				
15- 12	0- 2	0- 5	OVERALL	1- 3	14- 2	7- 0				
7- 7	0- 1	0- 3	HOME	1- 1	6- 2	3- 0				
8- 5	0- 0	0- 0	AWAY	0- 0	8- 0	4- 0				
0- 0	0- 0	0- 0	NEUTRAL	0- 0	0- 0	0- 0				
5- 7	0- 2	0- 3	NON-CONFERENCE	1- 1	4- 1	2- 0				
3- 4	0- 1	0- 2	HOME	1- 0	2- 1	0- 0				
2- 3	0- 1	0- 1	AWAY	0- 1	2- 0	2- 0				
0- 0	0- 0	0- 0	NEUTRAL	0- 0	0- 0	0- 0				
10- 5	0- 0	0- 2	CONFERENCE	0- 2	10- 1	5- 0				
4- 3	0- 0	0- 1	HOME	0- 1	4- 1	3- 0				
6- 2	0- 0	0- 1	AWAY	0- 1	6- 0	2- 0				
0- 0	0- 0	0- 0	NEUTRAL	0- 0	0- 0	0- 0				

RPI 1-25				RPI 26-50				RPI 51-100				Team's RPI : 88				RPI 101+			
RPI	S	Opponent	Score	RPI	S	Opponent	Score	RPI	S	Opponent	Score	RPI	S	Opponent	Score	RPI	S	Opponent	Score
19	H	South Fla.	78 83	29	A	Dayton	55 66	58	H	American	61 44	101	A	George Mason	65 61				
22	A	Maryland	54 80	29	H	Dayton	53 57	59	A	Fordham	50 61	101	H	George Mason	62 52				
				31	H	Syracuse	62 74	62	A	Mercer	44 61	121	H	Georgetown	65 54				
				32	H	South Dakota St.	88 97	70	H	Duquesne	53 54	131	A	Saint Louis	71 58				
				35	A	Princeton	52 72					131	H	Saint Louis	69 72				
												135	H	Vanderbilt	59 69				
												162	A	Saint Joseph's	49 46				
												170	A	Davidson	53 48				
												186	H	Wisconsin	61 46				
												240	H	La Salle	60 45				
												248	A	St. Bonaventure	63 56				
												267	H	Massachusetts	55 49				
												270	A	Towson	66 43				
												282	A	VCU	61 39				
												302	A	Monmouth	59 45				
												327	H	Rhode Island	65 52				

LAST 12 Division I GAMES:																			
				162	A	Saint Joseph's	49 46	240	H	La Salle	60 45								
				131	A	Saint Louis	71 58	131	H	Saint Louis	69 72								
				267	H	Massachusetts	55 49	327	H	Rhode Island	65 52								
				29	H	Dayton	53 57	29	A	Dayton	55 66								
				101	A	George Mason	65 61	170	A	Davidson	53 48								
				248	A	St. Bonaventure	63 56	70	H	Duquesne	53 54								

Non-Div I Games:

George Washington

Loss,
Non-Conf,
S Site,
H Home
A Away
N Neutral

Average RPI Win:	183	WON-LOST	WINNING	LAST 10	STRENGTH OF	OPP. STRENGTH	TEAM	ADJ.	CONF.	ADJ CONF.
Average RPI Loss:	60	RECORD	PCT. RANK	GAMES	SCHEDULE	OF SCHEDULE	RPI	RPI	RPI	RPI
DIV. I ONLY	12- 14	198	5- 5	91	38	121	121	6	6	
DIV. I NON-CONF.	5- 5	170	0- 0	241	46	174	174	6	6	

TOTALS	RPI 1-25	RPI 26-50	W-L RECORDS	RPI 51-100	RPI 101-999	RPI 201+				
12- 14	0- 3	2- 4	OVERALL	0- 3	10- 4	7- 0				
5- 5	0- 1	1- 2	HOME	0- 1	4- 1	3- 0				
6- 7	0- 2	1- 2	AWAY	0- 2	5- 1	4- 0				
1- 2	0- 0	0- 0	NEUTRAL	0- 0	1- 2	0- 0				
5- 5	0- 1	0- 1	NON-CONFERENCE	0- 1	5- 2	4- 0				
2- 1	0- 0	0- 1	HOME	0- 0	2- 0	2- 0				
2- 2	0- 1	0- 0	AWAY	0- 1	2- 0	2- 0				
1- 2	0- 0	0- 0	NEUTRAL	0- 0	1- 2	0- 0				
7- 9	0- 2	2- 3	CONFERENCE	0- 2	5- 2	3- 0				
3- 4	0- 1	1- 1	HOME	0- 1	2- 1	1- 0				
4- 5	0- 1	1- 2	AWAY	0- 1	3- 1	2- 0				
0- 0	0- 0	0- 0	NEUTRAL	0- 0	0- 0	0- 0				

RPI 1-25				RPI 26-50				RPI 51-100				RPI 101+				Team's RPI: 121
RPI	S	Opponent	Score	RPI	S	Opponent	Score	RPI	S	Opponent	Score	RPI	S	Opponent	Score	
20	A	NC State	49 63	28	A	DePaul	86 85	54	A	St. John's (NY)	41 64	103	A	Seton Hall	65 70	
23	A	Villanova	67 68	28	H	DePaul	62 78	54	H	St. John's (NY)	63 71	103	H	Seton Hall	71 52	
23	H	Villanova	58 60	30	A	Marquette	68 71	88	A	George Washington	54 65	104	N	Auburn	40 60	
				30	H	Marquette	85 58					106	A	Butler	63 52	
				42	A	Creighton	58 69					106	H	Butler	57 66	
				43	H	Minnesota	63 73					115	N	Chattanooga	41 54	
												183	N	Northwestern	55 54	
												208	A	Providence	75 43	
												219	A	Xavier	65 48	
												219	H	Xavier	65 60	
												246	A	Loyola Maryland	72 54	
												262	H	Howard	93 41	
												282	A	VCU	71 59	
												305	H	FIU	77 56	
LAST 12 Division I GAMES:																
30	A	Marquette	68 71	106	A	Butler	63 52									
28	A	DePaul	86 85	28	H	DePaul	62 78									
54	H	St. John's (NY)	63 71	30	H	Marquette	85 58									
103	H	Seton Hall	71 52	103	A	Seton Hall	65 70									
23	A	Villanova	67 68	54	A	St. John's (NY)	41 64									
219	A	Xavier	65 48	23	H	Villanova	58 60									

Non-Div I Games:

Georgetown

Average RPI	Win:	150	WON-LOST	WINNING	LAST 10	STRENGTH OF	OPP. STRENGTH	TEAM	ADJ.	CONF.	ADJ CONF.
Average RPI	Loss:	13	RECORD	PCT. RANK	GAMES	SCHEDULE	OF SCHEDULE	RPI	RPI	RPI	RPI
DIV. I ONLY		22- 5	22	7- 3	74	42	27	27	2	2	
DIV. I NON-CONF.		12- 1	6	0- 0	127	149	34	34	2	2	

TOTALS	RPI 1-25		RPI 26-50		W-L RECORDS		RPI 51-100		RPI 101-999		RPI 201+
22- 5	2- 5		1- 0		OVERALL		3- 0		16- 0		6- 0
13- 3	1- 3		0- 0		HOME		1- 0		11- 0		5- 0
9- 2	1- 2		1- 0		AWAY		2- 0		5- 0		1- 0
0- 0	0- 0		0- 0		NEUTRAL		0- 0		0- 0		0- 0
12- 1	0- 1		1- 0		NON-CONFERENCE		2- 0		9- 0		6- 0
8- 1	0- 1		0- 0		HOME		1- 0		7- 0		5- 0
4- 0	0- 0		1- 0		AWAY		1- 0		2- 0		1- 0
0- 0	0- 0		0- 0		NEUTRAL		0- 0		0- 0		0- 0
10- 4	2- 4		0- 0		CONFERENCE		1- 0		7- 0		0- 0
5- 2	1- 2		0- 0		HOME		0- 0		4- 0		0- 0
5- 2	1- 2		0- 0		AWAY		1- 0		3- 0		0- 0
0- 0	0- 0		0- 0		NEUTRAL		0- 0		0- 0		0- 0

RPI	S	Opponent	Score	RPI	S	Opponent	Score	RPI	S	Opponent	Score	RPI	S	Opponent	Score
3	H	Mississippi St.	62 86	34	A	Virginia	64 61	62	A	Mercer	72 54	104	H	Auburn	60 48
10	A	Tennessee	46 62					69	H	Georgia Tech	60 53	110	H	Wright St.	87 71
11	H	Texas	53 81					95	A	Kentucky	56 42	116	H	Arkansas	78 65
12	H	Missouri	62 50									135	A	Vanderbilt	81 52
17	H	South Carolina	65 77									135	H	Vanderbilt	67 55
21	A	Texas A&M	92 84									140	A	BYU	79 63
25	A	LSU	60 71									144	A	Ole Miss	66 52
												144	H	Ole Miss	69 45
												158	A	Florida	66 57
												175	H	Furman	79 44
												206	A	N. C. A&T	73 63
												252	H	North Florida	75 37
												262	H	Howard	87 47
												299	H	Wofford	95 56
												309	H	Western Caro.	76 50
												314	H	Tennessee Tech	56 48

LAST 12 Division I GAMES:															
144	A	Ole Miss	66 52	158	A	Florida	66 57								
17	H	South Carolina	65 77	12	H	Missouri	62 50								
10	A	Tennessee	46 62	104	H	Auburn	60 48								
135	H	Vanderbilt	67 55	21	A	Texas A&M	92 84								
144	H	Ole Miss	69 45	116	H	Arkansas	78 65								
25	A	LSU	60 71	95	A	Kentucky	56 42								

Non-Div I Games:

Georgia

Average RPI Win:	292	WON-LOST	WINNING	LAST 10	STRENGTH OF	OPP. STRENGTH	TEAM	ADJ.	CONF.	ADJ CONF.
Average RPI Loss:	165	RECORD	PCT. RANK	GAMES	SCHEDULE	OF SCHEDULE	RPI	RPI	RPI	RPI
DIV. I ONLY	5- 18	311	3- 7	243	195	315	315	22	22	
DIV. I NON-CONF.	2- 7	286	0- 0	180	87	279	279	23	23	

TOTALS	RPI 1-25	RPI 26-50	W-L RECORDS	RPI 51-100	RPI 101-999	RPI 201+				
5- 18	0- 1	0- 1	OVERALL	0- 1	5- 15	4- 5				
4- 7	0- 0	0- 1	HOME	0- 0	4- 6	3- 1				
1- 11	0- 0	0- 0	AWAY	0- 0	1- 0	1- 0				
0- 0	0- 0	0- 0	NEUTRAL	0- 0	0- 0	0- 0				
2- 7	0- 1	0- 1	NON-CONFERENCE	0- 1	2- 4	1- 3				
2- 2	0- 0	0- 1	HOME	0- 0	2- 1	1- 1				
0- 5	0- 1	0- 0	AWAY	0- 1	0- 3	0- 2				
0- 0	0- 0	0- 0	NEUTRAL	0- 0	0- 0	0- 0				
3- 11	0- 0	0- 0	CONFERENCE	0- 0	3- 11	3- 2				
2- 5	0- 0	0- 0	HOME	0- 0	2- 5	2- 0				
1- 6	0- 0	0- 0	AWAY	0- 0	1- 6	1- 2				
0- 0	0- 0	0- 0	NEUTRAL	0- 0	0- 0	0- 0				

RPI 1-25				RPI 26-50				RPI 51-100				RPI 101+				Team's RPI: 315
RPI	S	Opponent	Score	RPI	S	Opponent	Score	RPI	S	Opponent	Score	RPI	S	Opponent	Score	
3	A	Mississippi St.	50 106	44	H	Western Ky.	63 74	69	A	Georgia Tech	51 75	108	A	Little Rock	47 54	
												108	H	Little Rock	50 65	
												132	H	Texas St.	63 83	
												141	A	South Ala.	52 88	
												158	A	Florida	66 82	
												159	H	UT Arlington	76 81	
												168	A	Troy	86 90	
												176	H	Louisiana	60 75	
												180	H	Jacksonville St.	55 41	
												198	A	Arkansas St.	63 76	
												198	H	Arkansas St.	58 75	
												235	H	Fla. Atlantic	50 82	
												256	A	Coastal Caro.	49 64	
												259	A	UNCW	62 74	
												272	A	Appalachian St.	62 77	
												282	H	VCU	61 56	
												292	A	Kennesaw St.	61 71	
												329	A	Ga. Southern	66 58	
												329	H	Ga. Southern	71 56	
												339	H	La.-Monroe	70 57	

LAST 12 Division I GAMES:																
329	A	Ga. Southern	66 58	159	H	UT Arlington	76 81									
339	H	La.-Monroe	70 57	329	H	Ga. Southern	71 56									
176	H	Louisiana	60 75	256	A	Coastal Caro.	49 64									
108	A	Little Rock	47 54	272	A	Appalachian St.	62 77									
198	A	Arkansas St.	63 76	198	H	Arkansas St.	58 75									
132	H	Texas St.	63 83	108	H	Little Rock	50 65									

Non-Div I Games: Allen 101 56 North Greenville 91 89

Georgia St.

Average RPI Win: 176		WON-LOST RECORD	WINNING PCT. RANK	LAST 10 GAMES	STRENGTH OF SCHEDULE	OPP. STRENGTH OF SCHEDULE	TEAM RPI	ADJ. RPI	CONF. RPI	ADJ. CONF. RPI
DIV. I ONLY	35	16- 11	121	4- 6	29	53	69	69	1	1
DIV. I NON-CONF.		11- 2	22	0- 0	80	230	30	30	1	1
TOTALS		RPI 1-25	RPI 26-50	W-L RECORDS		RPI 51-100	RPI 101-999	RPI 201+		
16- 11	0- 6		2- 3	OVERALL		2- 1	12- 1	6- 0		
12- 3	0- 2		1- 1	HOME		1- 0	10- 0	5- 0		
3- 7	0- 3		1- 2	AWAY		0- 1	2- 1	1- 0		
1- 1	0- 1		0- 0	NEUTRAL		1- 0	0- 0	0- 0		
11- 2	0- 1		2- 1	NON-CONFERENCE		1- 0	8- 0	6- 0		
8- 0	0- 0		1- 0	HOME		0- 0	7- 0	5- 0		
2- 1	0- 0		1- 1	AWAY		0- 0	1- 0	1- 0		
1- 1	0- 1		0- 0	NEUTRAL		1- 0	0- 0	0- 0		
5- 9	0- 5		0- 2	CONFERENCE		1- 1	4- 1	0- 0		
4- 3	0- 2		0- 1	HOME		1- 0	3- 0	0- 0		
1- 6	0- 3		0- 1	AWAY		0- 1	1- 1	0- 0		
0- 0	0- 0		0- 0	NEUTRAL		0- 0	0- 0	0- 0		

RPI 1-25					
RPI	S	Opponent	Score		
1	A	Notre Dame	69	85	
1	H	Notre Dame	54	77	
4	H	Louisville	71	74	
5	N	Baylor	57	80	
13	A	Duke	59	77	
20	A	NC State	43	56	

RPI 26-50					
RPI	S	Opponent	Score		
27	A	Georgia	53	60	
31	A	Syracuse	77	88	
34	H	Virginia	56	62	
35	A	Princeton	67	56	
45	H	Purdue	68	55	

RPI 51-100					
RPI	S	Opponent	Score		
74	N	Penn	69	55	
75	A	Virginia Tech	62	68	
100	H	Wake Forest	79	67	

Team's RPI : 69					
RPI	S	Opponent	Score		
107	H	North Carolina	79	61	
120	H	Middle Tenn.	48	45	
136	A	Clemson	60	48	
136	H	Clemson	66	33	
159	H	UT Arlington	80	52	
173	A	Pittsburgh	62	68	
194	H	Boston College	67	43	
202	H	Southern Miss.	63	44	
272	A	Appalachian St.	75	41	
292	H	Kennesaw St.	86	48	
313	H	Charleston So.	78	51	
315	H	Georgia St.	75	51	
318	H	South Carolina St.	86	40	

LAST 12 Division I GAMES:					
107	H	North Carolina	79	61	
1	A	Notre Dame	69	85	
194	H	Boston College	67	43	
136	A	Clemson	60	48	
13	A	Duke	59	77	
34	H	Virginia	56	62	
75	A	Virginia Tech	62	68	
100	H	Wake Forest	79	67	
173	A	Pittsburgh	62	68	
20	A	NC State	43	56	
1	H	Notre Dame	54	77	
31	A	Syracuse	77	88	

Non-Div I Games:

Georgi a Tech

Average RPI Win: 184

Average RPI Loss: 76

WON-LOST
RECORDWINNING
PCT. RANKLAST 10
GAMESSTRENGTH OF
SCHEDULEOPP. STRENGTH
OF SCHEDULETEAM
RPIADJ.
RPICONF.
RPIADJ CONF.
RPI

DIV. I ONLY	22- 5	22	9- 1	111	132	48	48	14	14
DIV. I NON-CONF.	7- 4	102	0- 0	34	110	59	59	12	12
TOTALS	RPI 1-25	RPI 26-50	W-L RECORDS	RPI 51-100	RPI 101-999	RPI 201+			
22- 5	0- 0	0- 1	OVERALL	2- 3	20- 1	7- 0			
10- 2	0- 0	0- 0	HOME	0- 2	10- 0	3- 0			
11- 1	0- 0	0- 0	AWAY	2- 0	9- 1	4- 0			
1- 2	0- 0	0- 1	NEUTRAL	0- 1	1- 0	0- 0			
7- 4	0- 0	0- 1	NON-CONFERENCE	1- 2	6- 1	1- 0			
4- 1	0- 0	0- 0	HOME	0- 1	4- 0	0- 0			
2- 1	0- 0	0- 0	AWAY	1- 0	1- 1	1- 0			
1- 2	0- 0	0- 1	NEUTRAL	0- 1	1- 0	0- 0			
15- 1	0- 0	0- 0	CONFERENCE	1- 1	14- 0	6- 0			
6- 1	0- 0	0- 0	HOME	0- 1	6- 0	3- 0			
9- 0	0- 0	0- 0	AWAY	1- 0	8- 0	3- 0			
0- 0	0- 0	0- 0	NEUTRAL	0- 0	0- 0	0- 0			

RPI S Opponent	Score	RPI S Opponent	Score	RPI S Opponent	Score	RPI S Opponent	Score
		28 N DePaul	71 88	68 N Belmont	63 71	113 H Western Ill.	80 65
				76 A Saint Mary's (CA)	73 65	122 H Saint Francis (PA)	97 74
				76 H Saint Mary's (CA)	56 72	123 A Colorado St.	49 65
				86 H UNLV	50 52	129 H Portland St.	91 52
				98 A Washington St.	64 56	140 A BYU	84 70
						142 A Loyola Marymount	75 69
						142 H Loyola Marymount	77 67
						154 A San Francisco	81 57
						154 H San Francisco	74 47
						160 N Kent St.	77 57
						169 H Eastern Wash.	69 45
						177 A Pacific	99 72
						177 H Pacific	90 66
						189 A San Diego	63 44
						230 A Pepperdine	67 48
						230 H Pepperdine	73 51
						245 A Montana	70 55
						285 A Santa Clara	63 51
						285 H Santa Clara	71 44
						317 A Portland	70 56
						317 H Portland	75 36
LAST 12 Division I GAMES:							
230 A Pepperdine	67 48	154 A San Francisco	81 57				
142 A Loyola Marymount	75 69	317 H Portland	75 36				
76 H Saint Mary's (CA)	56 72	285 H Santa Clara	71 44				
177 H Pacific	90 66	76 A Saint Mary's (CA)	73 65				
140 A BYU	84 70	154 H San Francisco	74 47				
189 A San Diego	63 44	317 A Portland	70 56				

Non-Div I Games:

Gonzaga

Average RPI Win:	293	WON-LOST	WINNING	LAST 10	STRENGTH OF	OPP. STRENGTH	TEAM	ADJ.	CONF.	ADJ CONF.
Average RPI Loss:	172	RECORD	PCT. RANK	GAMES	SCHEDULE	OF SCHEDULE	RPI	RPI	RPI	RPI
DIV. I ONLY	13- 12	163	7- 3	320	317	228	228	32	32	
DIV. I NON-CONF.	3- 8	268	0- 0	287	71	277	277	32	32	

TOTALS	RPI 1-25	RPI 26-50	W-L RECORDS	RPI 51-100	RPI 101-999	RPI 201+				
13- 12	0- 1	0- 0	OVERALL	0- 1	13- 10	12- 4				
8- 2	0- 1	0- 0	HOME	0- 0	8- 1	7- 1				
5- 9	0- 0	0- 0	AWAY	0- 0	5- 1	5- 1				
0- 1	0- 0	0- 0	NEUTRAL	0- 0	0- 1	0- 0				
3- 8	0- 1	0- 0	NON-CONFERENCE	0- 1	3- 6	3- 1				
2- 1	0- 1	0- 0	HOME	0- 0	2- 0	2- 0				
1- 6	0- 0	0- 0	AWAY	0- 1	1- 5	1- 1				
0- 1	0- 0	0- 0	NEUTRAL	0- 0	0- 1	0- 0				
10- 4	0- 0	0- 0	CONFERENCE	0- 0	10- 4	9- 3				
6- 1	0- 0	0- 0	HOME	0- 0	6- 1	5- 1				
4- 3	0- 0	0- 0	AWAY	0- 0	4- 3	4- 2				
0- 0	0- 0	0- 0	NEUTRAL	0- 0	0- 0	0- 0				

RPI 1-25				RPI 26-50				RPI 51-100				RPI 101+ Team's RPI: 228			
RPI	S	Opponent	Score	RPI	S	Opponent	Score	RPI	S	Opponent	Score	RPI	S	Opponent	Score
6	H	Florida St.	53 96					81	A	Alabama	49 73	107	N	North Carolina	63 79
												116	A	Arkansas	62 79
												165	A	Louisiana Tech	53 64
												187	A	Southern U.	44 63
												187	H	Southern U.	79 71
												198	A	Arkansas St.	56 76
												201	A	Memphis	48 57
												219	A	Xavier	67 72
												239	A	Texas Southern	56 66
												239	H	Texas Southern	63 73
												257	A	Prairie View	75 68
												257	H	Prairie View	81 79
												279	A	McNeese	75 60
												290	H	Southeastern La.	61 52
												294	A	Alcorn	75 68
												294	H	Alcorn	68 51
												304	H	Alabama St.	93 71
												307	A	Jackson St.	70 82
												307	H	Jackson St.	93 89
												316	H	Alabama A&M	78 49
												338	A	Ark.-Pine Bluff	66 57
												339	H	La.-Monroe	61 52
												341	A	Mississippi Val.	64 62

LAST 12 Division I GAMES:															
307	H	Jackson St.	93 89	338	A	Ark.-Pine Bluff	66 57	307	A	Jackson St.	70 82				
239	A	Texas Southern	56 66	239	H	Texas Southern	63 73	257	H	Prairie View	81 79				
257	A	Prairie View	75 68	257	H	Prairie View	81 79	294	A	Alcorn	75 68				
294	H	Alcorn	68 51	294	A	Alcorn	75 68	187	H	Southern U.	79 71				
187	H	Southern U.	79 71	187	A	Southern U.	44 63								
341	A	Mississippi Val.	64 62												

Non-Div I Games:

Grambling

Loss,
Non-Conf,
S Site,
H Home
A Away
N Neutral

Grand Canyon

Through Games Of Feb. 21, 2018

Average RPI Win:	295	WON-LOST	WINNING	LAST 10	STRENGTH OF	OPP. STRENGTH	TEAM	ADJ.	CONF.	ADJ CONF.
Average RPI Loss:	188	RECORD	PCT. RANK	GAMES	SCHEDULE	OF SCHEDULE	RPI	RPI	RPI	RPI
DIV. I ONLY	11- 12	194	6- 4	336	304	276	276	31	31	
DIV. I NON-CONF.	4- 8	239	0- 0	276	252	270	270	31	31	

TOTALS	RPI 1-25	RPI 26-50	W-L RECORDS	RPI 51-100	RPI 101-999	RPI 201+				
11- 12	0- 1	0- 0	OVERALL	0- 2	11- 9	11- 6				
7- 5	0- 1	0- 0	HOME	0- 1	7- 3	7- 3				
4- 7	0- 0	0- 0	AWAY	0- 1	4- 6	4- 3				
0- 0	0- 0	0- 0	NEUTRAL	0- 0	0- 0	0- 0				
4- 8	0- 1	0- 0	NON-CONFERENCE	0- 2	4- 5	4- 2				
2- 3	0- 1	0- 0	HOME	0- 1	2- 1	2- 1				
2- 5	0- 0	0- 0	AWAY	0- 1	2- 4	2- 1				
0- 0	0- 0	0- 0	NEUTRAL	0- 0	0- 0	0- 0				
7- 4	0- 0	0- 0	CONFERENCE	0- 0	7- 4	7- 4				
5- 2	0- 0	0- 0	HOME	0- 0	5- 2	5- 2				
2- 2	0- 0	0- 0	AWAY	0- 0	2- 2	2- 2				
0- 0	0- 0	0- 0	NEUTRAL	0- 0	0- 0	0- 0				

RPI 1-25				RPI 26-50				RPI 51-100				RPI 101+ Team's RPI: 276			
RPI	S	Opponent	Score	RPI	S	Opponent	Score	RPI	S	Opponent	Score	RPI	S	Opponent	Score
13	H	Duke	61 74					86	A	UNLV	47 76	112	A	Bethune-Cookman	60 69
								91	H	Rice	59 69	155	A	Cal Poly	69 75
												184	A	Washington	65 79
												212	H	CSU Bakersfield	40 69
												221	H	Seattle U	74 63
												233	A	New Mexico St.	60 64
												233	H	New Mexico St.	50 34
												235	A	Fla. Atlantic	77 73
												283	A	UMKC	82 84
												283	H	UMKC	59 62
												285	H	Santa Clara	39 38
												293	A	Valparaiso	75 80
												306	H	Long Beach St.	63 65
												311	A	UTRGV	65 59
												311	H	UTRGV	59 58
												312	A	Northern Ariz.	72 54
												321	H	Southern Utah	59 54
												325	H	Utah Valley	81 61
												345	A	Chicago St.	59 43
												345	H	Chicago St.	64 36

LAST 12 Division I GAMES:															
212	H	CSU Bakersfield	40 69	283	H	UMKC	59 62								
233	H	New Mexico St.	50 34	345	H	Chicago St.	64 36								
311	H	UTRGV	59 58	311	A	UTRGV	65 59								
345	A	Chicago St.	59 43	233	A	New Mexico St.	60 64								
283	A	UMKC	82 84	221	H	Seattle U	74 63								
325	H	Utah Valley	81 61	285	H	Santa Clara	39 38								

Non-Div I Games: Arizona Christian 75 51 Benedictine Mesa 67 53

Grand Canyon

Loss, Non-Conf, S Site, H Home A Away N Neutral

Average RPI Win:	160	WON-LOST	WINNING	LAST 10	STRENGTH OF	OPP. STRENGTH	TEAM	ADJ.	CONF.	ADJ CONF.
Average RPI Loss:	117	RECORD	PCT. RANK	GAMES	SCHEDULE	OF SCHEDULE	RPI	RPI	RPI	RPI
DIV. I ONLY	24- 3	8	9- 1	80	112	16	16	11	11	
DIV. I NON-CONF.	10- 1	15	0- 0	45	31	10	10	15	15	

TOTALS	RPI 1-25	RPI 26-50	W-L RECORDS	RPI 51-100	RPI 101-999	RPI 201+				
24- 3	0- 1	4- 0	OVERALL	4- 0	16- 2	8- 1				
11- 0	0- 0	2- 0	HOME	2- 0	7- 0	3- 0				
11- 2	0- 0	1- 0	AWAY	2- 0	8- 2	4- 1				
2- 1	0- 1	1- 0	NEUTRAL	0- 0	1- 0	1- 0				
10- 1	0- 1	4- 0	NON-CONFERENCE	0- 0	6- 0	3- 0				
4- 0	0- 0	2- 0	HOME	0- 0	2- 0	1- 0				
4- 0	0- 0	1- 0	AWAY	0- 0	3- 0	1- 0				
2- 1	0- 1	1- 0	NEUTRAL	0- 0	1- 0	1- 0				
14- 2	0- 0	0- 0	CONFERENCE	4- 0	10- 2	5- 1				
7- 0	0- 0	0- 0	HOME	2- 0	5- 0	2- 0				
7- 2	0- 0	0- 0	AWAY	2- 0	5- 2	3- 1				
0- 0	0- 0	0- 0	NEUTRAL	0- 0	0- 0	0- 0				

RPI	S	Opponent	Score	RPI	S	Opponent	Score	RPI	S	Opponent	Score	RPI	S	Opponent	Score
3	N	Mississippi St.	46 67	29	A	Dayton	75 64	77	A	IUPUI	60 34	105	A	Cleveland St.	60 71
				30	H	Marquette	63 55	77	H	IUPUI	52 45	105	H	Cleveland St.	69 43
				32	H	South Dakota St.	55 41	96	A	Milwaukee	65 36	110	A	Wright St.	58 51
				40	N	Arizona St.	61 48	96	H	Milwaukee	52 29	110	H	Wright St.	75 68
												115	H	Chattanooga	60 30
												170	A	Youngstown St.	67 42
												170	H	Youngstown St.	65 56
												183	A	Northwestern	63 57
												186	A	Wisconsin	67 34
												213	N	Columbia	61 43
												217	A	Oakland	81 48
												243	A	Northern Ky.	54 62
												243	H	Northern Ky.	58 41
												274	H	Bradley	72 40
												303	A	Loyola Chicago	76 39
												323	A	Detroit Mercy	85 27
												326	A	Ill. - Chicago	66 37
												326	H	Ill. - Chicago	65 36
LAST 12 Division I GAMES:															
326	A	Ill. - Chicago	66 37	77	H	IUPUI	52 45	326	H	Ill. - Chicago	65 36	217	A	Oakland	81 48
170	A	Youngstown St.	67 42	323	A	Detroit Mercy	85 27	77	A	IUPUI	60 34	105	H	Cleveland St.	69 43
105	A	Cleveland St.	60 71	77	H	IUPUI	52 45								
96	A	Milwaukee	65 36												
110	H	Wright St.	75 68												
243	H	Northern Ky.	58 41												

Non-Div I Games:

Green Bay

Average RPI Win:	282	WON-LOST	WINNING	LAST 10	STRENGTH OF	OPP. STRENGTH	TEAM	ADJ.	CONF.	ADJ CONF.
Average RPI Loss:	131	RECORD	PCT. RANK	GAMES	SCHEDULE	OF SCHEDULE	RPI	RPI	RPI	RPI
DIV. I ONLY	14- 13	169	7- 3	296	200	205	205	30	30	
DIV. I NON-CONF.	4- 9	249	1- 0	104	16	181	181	30	30	

TOTALS	RPI 1-25	RPI 26-50	W-L RECORDS	RPI 51-100	RPI 101-999	RPI 201+				
14- 13	0- 1	0- 3	OVERALL	0- 1	14- 8	13- 3				
7- 3	0- 0	0- 1	HOME	0- 0	7- 2	7- 1				
6- 9	0- 1	0- 2	AWAY	0- 1	6- 5	5- 2				
1- 1	0- 0	0- 0	NEUTRAL	0- 0	1- 1	1- 0				
4- 9	0- 1	0- 3	NON-CONFERENCE	0- 1	4- 4	3- 0				
2- 1	0- 0	0- 1	HOME	0- 0	2- 0	2- 0				
1- 7	0- 1	0- 2	AWAY	0- 1	1- 3	0- 0				
1- 1	0- 0	0- 0	NEUTRAL	0- 0	1- 1	1- 0				
10- 4	0- 0	0- 0	CONFERENCE	0- 0	10- 4	10- 3				
5- 2	0- 0	0- 0	HOME	0- 0	5- 2	5- 1				
5- 2	0- 0	0- 0	AWAY	0- 0	5- 2	5- 2				
0- 0	0- 0	0- 0	NEUTRAL	0- 0	0- 0	0- 0				

RPI 1-25				RPI 26-50				RPI 51-100				RPI 101+ Team's RPI: 205			
RPI	S	Opponent	Score	RPI	S	Opponent	Score	RPI	S	Opponent	Score	RPI	S	Opponent	Score
8	A	Oregon	45 87	34	A	Virginia	62 66	71	A	TCU	68 90	107	A	North Carolina	70 66
				41	H	Quinnipiac	58 64					112	H	Bethune-Cookman	56 61
				50	A	Elon	59 82					115	A	Chattanooga	52 64
												146	A	Samford	61 66
												150	N	Brown	66 73
												190	A	Temple	56 65
												206	A	N. C. A&T	63 51
												210	H	Norfolk St.	48 63
												213	H	Columbia	60 58
												244	N	San Jose St.	81 73
												262	A	Howard	63 68
												271	A	UMES	70 65
												277	H	Old Dominion	50 42
												310	A	Coppin St.	83 48
												310	H	Coppin St.	67 35
												318	A	South Carolina St.	70 78
												318	H	South Carolina St.	60 42
												331	A	N. C. Central	62 53
												333	H	Delaware St.	66 62
												342	H	Florida A&M	66 65
												343	A	Savannah St.	81 53
												343	H	Savannah St.	88 41

LAST 12 Division I GAMES:															
343	H	Savannah St.	88 41	310	H	Coppin St.	67 35	112	H	Bethune-Cookman	56 61				
318	H	South Carolina St.	60 42	342	H	Florida A&M	66 65	318	A	South Carolina St.	70 78				
310	A	Coppin St.	83 48	343	A	Savannah St.	81 53	277	H	Old Dominion	50 42				
210	H	Norfolk St.	48 63												
206	A	N. C. A&T	63 51												
331	A	N. C. Central	62 53												

Non-Div I Games:

Hampton

Loss,
Non-Conf,
S Site,
H Home
A Away
N Neutral

Average RPI Win:	250	WON-LOST	WINNING	LAST 10	STRENGTH OF	OPP. STRENGTH	TEAM	ADJ.	CONF.	ADJ CONF.
Average RPI Loss:	117	RECORD	PCT. RANK	GAMES	SCHEDULE	OF SCHEDULE	RPI	RPI	RPI	RPI
DIV. I ONLY	15- 12	143	4- 6	155	258	157	157	20	20	
DIV. I NON-CONF.	8- 5	111	0- 0	157	241	122	122	24	24	

TOTALS	RPI 1-25	RPI 26-50	W-L RECORDS	RPI 51-100	RPI 101-999	RPI 201+				
15- 12	0- 1	0- 1	OVERALL	1- 4	14- 6	10- 1				
9- 4	0- 1	0- 0	HOME	1- 1	8- 2	6- 0				
3- 8	0- 0	0- 0	AWAY	0- 0	3- 1	2- 1				
3- 0	0- 0	0- 0	NEUTRAL	0- 0	3- 0	2- 0				
8- 5	0- 1	0- 1	NON-CONFERENCE	0- 1	8- 2	6- 0				
4- 2	0- 1	0- 0	HOME	0- 0	4- 1	3- 0				
1- 3	0- 0	0- 1	AWAY	0- 1	1- 1	1- 0				
3- 0	0- 0	0- 0	NEUTRAL	0- 0	3- 0	2- 0				
7- 7	0- 0	0- 0	CONFERENCE	1- 3	6- 4	4- 1				
5- 2	0- 0	0- 0	HOME	1- 1	4- 1	3- 0				
2- 5	0- 0	0- 0	AWAY	0- 2	2- 3	1- 1				
0- 0	0- 0	0- 0	NEUTRAL	0- 0	0- 0	0- 0				

RPI 1-25				RPI 26-50				RPI 51-100				RPI 101+				Team's RPI: 157
RPI	S	Opponent	Score	RPI	S	Opponent	Score	RPI	S	Opponent	Score	RPI	S	Opponent	Score	
23	H	Villanova	53 71	31	A	Syracuse	63 75	59	A	Fordham	44 69	107	A	North Carolina	70 90	
								80	A	Maine	56 59	118	N	Yale	78 70	
								80	H	Maine	44 59	127	H	Delaware	63 72	
								83	A	Albany (NY)	53 66	149	A	Binghamton	59 64	
								83	H	Albany (NY)	70 55	182	A	New Hampshire	58 76	
												182	H	New Hampshire	85 49	
												188	A	Stony Brook	75 68	
												188	H	Stony Brook	58 66	
												192	H	Siena	71 62	
												237	H	Hofstra	60 49	
												247	H	Niagara	83 65	
												287	A	Bryant	59 47	
												289	A	Vermont	47 53	
												289	H	Vermont	91 52	
												295	H	Central Conn. St.	68 52	
												313	N	Charleston So.	62 43	
												316	N	Alabama A&M	56 47	
												320	H	UMBC	65 54	
												344	A	UMass Lowell	81 42	
												344	H	UMass Lowell	78 56	

LAST 12 Division I GAMES:																
289	H	Vermont	91 52	344	H	UMass Lowell	78 56									
182	A	New Hampshire	58 76	289	A	Vermont	47 53									
83	A	Albany (NY)	53 66	80	H	Maine	44 59									
80	A	Maine	56 59	320	H	UMBC	65 54									
188	H	Stony Brook	58 66	149	A	Binghamton	59 64									
182	H	New Hampshire	85 49	344	A	UMass Lowell	81 42									

Non-Div I Games:

Hartford

Average RPI Win:	188	WON-LOST	WINNING	LAST 10	STRENGTH OF	OPP. STRENGTH	TEAM	ADJ.	CONF.	ADJ CONF.
Average RPI Loss:	78	RECORD	PCT. RANK	GAMES	SCHEDULE	OF SCHEDULE	RPI	RPI	RPI	RPI
DIV. I ONLY	14- 9	118	7- 3	71	107	73	73	9	9	
DIV. I NON-CONF.	8- 5	111	2- 0	109	118	79	79	9	9	

TOTALS	RPI 1-25	RPI 26-50	W-L RECORDS	RPI 51-100	RPI 101-999	RPI 201+				
14- 9	0- 0	0- 3	OVERALL	1- 4	13- 2	7- 0				
10- 0	0- 0	0- 0	HOME	1- 0	9- 0	5- 0				
2- 8	0- 0	0- 2	AWAY	0- 4	2- 2	0- 0				
2- 1	0- 0	0- 1	NEUTRAL	0- 0	2- 0	2- 0				
8- 5	0- 0	0- 2	NON-CONFERENCE	0- 2	8- 1	5- 0				
5- 0	0- 0	0- 0	HOME	0- 0	5- 0	3- 0				
1- 4	0- 0	0- 1	AWAY	0- 2	1- 1	0- 0				
2- 1	0- 0	0- 1	NEUTRAL	0- 0	2- 0	2- 0				
6- 4	0- 0	0- 1	CONFERENCE	1- 2	5- 1	2- 0				
5- 0	0- 0	0- 0	HOME	1- 0	4- 0	2- 0				
1- 4	0- 0	0- 1	AWAY	0- 2	1- 1	0- 0				
0- 0	0- 0	0- 0	NEUTRAL	0- 0	0- 0	0- 0				

H
a
r
v
a
r
dH
a
r
v
a
r
d

RPI 1-25				RPI 26-50				RPI 51-100				RPI 101+			
RPI	S	Opponent	Score	RPI	S	Opponent	Score	RPI	S	Opponent	Score	RPI	S	Opponent	Score
				29	N	Dayton	66 72	55	A	FGCU	56 65	118	A	Yale	63 69
				34	A	Virginia	48 50	74	A	Penn	49 69	118	H	Yale	97 73
				35	A	Princeton	47 80	80	A	Maine	51 76	139	A	Northeastern	79 69
								90	A	Dartmouth	56 63	150	A	Brown	86 74
								90	H	Dartmouth	76 65	150	H	Brown	87 85
												188	H	Stony Brook	60 53
												190	A	Temple	64 86
												192	H	Siena	75 67
												204	H	Boston U.	80 70
												206	N	N. C. A&T	64 60
												213	H	Col umbi a	85 67
												214	N	Akron	76 63
												240	H	La Salle	70 61
												265	H	Cornell	80 58
												269	H	Sacred Heart	70 62
LAST 12 Division I GAMES:															
				118	A	Yale	63 69	150	H	Brown	87 85				
				150	A	Brown	86 74	118	H	Yale	97 73				
				74	A	Penn	49 69	90	H	Dartmouth	76 65				
				35	A	Princeton	47 80	240	H	La Salle	70 61				
				265	H	Cornell	80 58	90	A	Dartmouth	56 63				
				213	H	Col umbi a	85 67	188	H	Stony Brook	60 53				

Non-Div I Games:

Harvard

Average RPI Win: 251
Average RPI Loss: 147

WON-LOST
RECORD

WINNING
PCT. RANK

LAST 10
GAMES

STRENGTH OF
SCHEDULE

OPP. STRENGTH
OF SCHEDULE

TEAM
RPI

ADJ.
RPI

CONF.
RPI

ADJ CONF.
RPI

DIV. I ONLY	9- 15	240	3- 7	179	205	249	249	21	21
DIV. I NON-CONF.	6- 6	170	0- 0	137	143	179	179	20	20

TOTALS	RPI 1-25	RPI 26-50	W-L RECORDS	RPI 51-100	RPI 101-999	RPI 201+			
9- 15	0- 2	0- 2	OVERALL	0- 2	9- 9	7- 4			
7- 6	0- 0	0- 2	HOME	0- 1	7- 3	5- 1			
2- 7	0- 0	0- 0	AWAY	0- 1	2- 6	2- 3			
0- 2	0- 2	0- 0	NEUTRAL	0- 0	0- 0	0- 0			
6- 6	0- 2	0- 2	NON-CONFERENCE	0- 0	6- 2	4- 1			
4- 3	0- 0	0- 2	HOME	0- 0	4- 1	2- 0			
2- 1	0- 0	0- 0	AWAY	0- 0	2- 1	2- 1			
0- 2	0- 2	0- 0	NEUTRAL	0- 0	0- 0	0- 0			
3- 9	0- 0	0- 0	CONFERENCE	0- 2	3- 7	3- 3			
3- 3	0- 0	0- 0	HOME	0- 1	3- 2	3- 1			
0- 6	0- 0	0- 0	AWAY	0- 1	0- 5	0- 2			
0- 0	0- 0	0- 0	NEUTRAL	0- 0	0- 0	0- 0			

RPI 1-25				RPI 26-50				RPI 51-100				RPI 101+ Team's RPI: 249			
RPI	S	Opponent	Score	RPI	S	Opponent	Score	RPI	S	Opponent	Score	RPI	S	Opponent	Score
8	N	Oregon	44 85	45	H	Purdue	67 79	64	A	UC Davi s	52 76	143	H	Idaho St.	62 64
21	N	Texas A&M	59 103	49	H	Southern Cal i forni a	60 71	64	H	UC Davi s	56 68	155	A	Cal Poly	50 52
												161	H	Mari st	70 63
												189	H	San Diego	64 63
												195	A	UC Irvi ne	66 70
												195	H	UC Irvi ne	67 74
												197	A	UC Santa Barbara	61 71
												203	H	CSUN	58 70
												221	A	Seattle U	73 58
												231	A	UC Ri versi de	57 79
												231	H	UC Ri versi de	63 57
												234	H	Montana St.	81 75
												281	A	Arizona	65 60
												306	H	Long Beach St.	74 66
												312	H	Northern Ari z.	84 68
												317	A	Portland	47 76
												324	A	Cal St. Fullerton	57 69
												324	H	Cal St. Fullerton	59 54

LAST 12 Division I GAMES:															
				64	H	UC Davi s	56 68	195	A	UC Irvi ne	66 70				
				324	H	Cal St. Fullerton	59 54	231	A	UC Ri versi de	57 79				
				197	A	UC Santa Barbara	61 71	306	H	Long Beach St.	74 66				
				155	A	Cal Poly	50 52	195	H	UC Irvi ne	67 74				
				231	H	UC Ri versi de	63 57	64	A	UC Davi s	52 76				
				203	H	CSUN	58 70	324	A	Cal St. Fullerton	57 69				

Non-Div I Games: Hawai i Paci fi c 67 57

Hawai i

Loss, Non-Conf, S Site, H Home A Away N Neutral

Average RPI Win:	277	WON-LOST	WINNING	LAST 10	STRENGTH OF	OPP. STRENGTH	TEAM	ADJ.	CONF.	ADJ CONF.
Average RPI Loss:	140	RECORD	PCT. RANK	GAMES	SCHEDULE	OF SCHEDULE	RPI	RPI	RPI	RPI
DIV. I ONLY	14- 10	128	5- 5	288	270	191	191	27	27	
DIV. I NON-CONF.	4- 5	202	0- 0	115	94	129	129	28	28	

TOTALS	RPI 1-25	RPI 26-50	W-L RECORDS	RPI 51-100	RPI 101-999	RPI 201+				
14- 10	0- 1	0- 0	OVERALL	0- 4	14- 5	13- 3				
6- 5	0- 0	0- 0	HOME	0- 2	6- 3	6- 2				
8- 5	0- 0	0- 0	AWAY	0- 1	8- 2	7- 1				
0- 0	0- 0	0- 0	NEUTRAL	0- 0	0- 0	0- 0				
4- 5	0- 1	0- 0	NON-CONFERENCE	0- 3	4- 1	3- 0				
1- 2	0- 0	0- 0	HOME	0- 1	1- 1	1- 0				
3- 3	0- 1	0- 0	AWAY	0- 2	3- 0	2- 0				
0- 0	0- 0	0- 0	NEUTRAL	0- 0	0- 0	0- 0				
10- 5	0- 0	0- 0	CONFERENCE	0- 1	10- 4	10- 3				
5- 3	0- 0	0- 0	HOME	0- 1	5- 2	5- 2				
5- 2	0- 0	0- 0	AWAY	0- 0	5- 2	5- 1				
0- 0	0- 0	0- 0	NEUTRAL	0- 0	0- 0	0- 0				

RPI	S	Opponent	Score	RPI	S	Opponent	Score	RPI	S	Opponent	Score	RPI	S	Opponent	Score
13	A	Duke	50 77					75	A	Virginia Tech	63 86	156	A	Radford	47 50
								79	H	UAB	61 77	170	H	Davidsen	74 82
								85	A	Ohio	61 64	178	A	Stetson	69 64
								89	H	Liberty	42 65	210	A	Norfolk St.	59 56
												216	A	UNC Asheville	58 45
												216	H	UNC Asheville	59 78
												222	A	UNCG	81 72
												232	H	Gardner-Webb	83 80
												251	A	Presbyterian	55 62
												251	H	Presbyterian	81 55
												261	A	Campbell	62 53
												261	H	Campbell	44 51
												309	H	Western Caro.	75 69
												313	A	Charleston So.	75 74
												313	H	Charleston So.	52 49
												340	A	Winthrop	79 58
												340	H	Winthrop	77 40
												346	A	Longwood	75 39
												346	H	Longwood	62 41

LAST 12 Division I GAMES:															
313	H	Charleston So.	52 49	89	H	Liberty	42 65	313	A	Charleston So.	75 74	156	A	Radford	47 50
251	A	Presbyterian	55 62	313	A	Charleston So.	75 74	156	A	Radford	47 50	346	H	Longwood	62 41
340	H	Winthrop	77 40	156	A	Radford	47 50	346	H	Longwood	62 41	261	A	Campbell	62 53
216	H	UNC Asheville	59 78	346	H	Longwood	62 41	261	A	Campbell	62 53	340	A	Winthrop	79 58
346	A	Longwood	75 39	261	A	Campbell	62 53	340	A	Winthrop	79 58				
261	H	Campbell	44 51	340	A	Winthrop	79 58								

Non-Div I Games: N. C. Wesleyan 111 54 Barton 82 69

High Point

H
o
f
s
t
r
a

Hofstra				Through Games Of Feb. 21, 2018							
Average RPI	Win:	245	WON-LOST	WINNING	LAST 10	STRENGTH OF	OPP. STRENGTH	TEAM	ADJ.	CONF.	ADJ CONF.
Average RPI	Loss:	138	RECORD	PCT. RANK	GAMES	SCHEDULE	OF SCHEDULE	RPI	RPI	RPI	RPI
DIV. I ONLY			11- 15	220	3- 7	247	164	237	237	10	10
DIV. I NON-CONF.			6- 5	153	0- 0	331	185	241	241	11	11

TOTALS		RPI 1-25		RPI 26-50		W-L RECORDS		RPI 51-100	RPI 101-999	RPI 201+	
11- 15		0- 0		0- 1		OVERALL		1- 5	10- 9	9- 3	
6- 7		0- 0		0- 1		HOME		0- 2	6- 4	5- 1	
4- 8		0- 0		0- 0		AWAY		0- 3	4- 5	4- 2	
1- 0		0- 0		0- 0		NEUTRAL		1- 0	0- 0	0- 0	
6- 5		0- 0		0- 0		NON-CONFERENCE		1- 1	5- 4	5- 1	
3- 2		0- 0		0- 0		HOME		0- 0	3- 2	3- 0	
2- 3		0- 0		0- 0		AWAY		0- 1	2- 2	2- 1	
1- 0		0- 0		0- 0		NEUTRAL		1- 0	0- 0	0- 0	
5- 10		0- 0		0- 1		CONFERENCE		0- 4	5- 5	4- 2	
3- 5		0- 0		0- 1		HOME		0- 2	3- 2	2- 1	
2- 5		0- 0		0- 0		AWAY		0- 2	2- 3	2- 1	
0- 0		0- 0		0- 0		NEUTRAL		0- 0	0- 0	0- 0	

H
o
f
s
t
r
a

RPI 1-25				RPI 26-50				RPI 51-100				RPI 101+ Team's RPI: 237			
RPI	S	Opponent	Score	RPI	S	Opponent	Score	RPI	S	Opponent	Score	RPI	S	Opponent	Score
				50	H	Elon	65 72	53	A	Drexel	38 47	127	A	Delaware	41 61
								53	H	Drexel	47 58	127	H	Delaware	51 58
								72	A	James Madison	56 73	153	A	William & Mary	53 63
								72	H	James Madison	42 55	153	H	William & Mary	65 54
								86	A	UNLV	52 68	157	A	Hartford	49 60
								100	N	Wake Forest	69 66	188	H	Stony Brook	49 73
												192	H	Siena	60 70
												213	A	Columbia	53 75
												236	H	Holy Cross	69 63
												248	H	St. Bonaventure	71 68
												253	A	Col. of Charleston	75 60
												253	H	Col. of Charleston	65 60
												259	A	UNCW	69 61
												259	H	UNCW	55 59
												269	A	Sacred Heart	86 81
												270	A	Towson	72 73
												270	H	Towson	83 72
												320	H	UMBC	71 55
												336	A	Iona	68 43

LAST 12 Division I GAMES:															
270	H	Towson	83 72	72	A	James Madison	56 73								
50	H	Elon	65 72	53	H	Drexel	47 58								
127	A	Delaware	41 61	153	H	William & Mary	65 54								
270	A	Towson	72 73	253	H	Col. of Charleston	65 60								
259	H	UNCW	55 59	127	H	Delaware	51 58								
153	A	William & Mary	53 63	259	A	UNCW	69 61								

Non-Div I Games:

Hofstra

Average RPI Win: 258		WON-LOST RECORD	WINNING PCT. RANK	LAST 10 GAMES	STRENGTH OF SCHEDULE	OPP. STRENGTH OF SCHEDULE	TEAM RPI	ADJ. RPI	CONF. RPI	ADJ CONF. RPI
Average RPI Loss: 146										
DIV. I ONLY		10- 17	241	2- 8	200	224	236	236	15	15
DIV. I NON-CONF.		5- 6	187	0- 0	304	322	257	257	18	18
TOTALS		RPI 1-25	RPI 26-50	W-L RECORDS		RPI 51-100	RPI 101-999	RPI 201+		
10- 17	0- 0		0- 0	OVERALL		0- 6	10- 11	8- 5		
3- 10	0- 0		0- 0	HOME		0- 4	3- 6	2- 3		
7- 7	0- 0		0- 0	AWAY		0- 2	7- 5	6- 2		
0- 0	0- 0		0- 0	NEUTRAL		0- 0	0- 0	0- 0		
5- 6	0- 0		0- 0	NON-CONFERENCE		0- 2	5- 4	5- 1		
2- 3	0- 0		0- 0	HOME		0- 2	2- 1	2- 0		
3- 3	0- 0		0- 0	AWAY		0- 0	3- 3	3- 1		
0- 0	0- 0		0- 0	NEUTRAL		0- 0	0- 0	0- 0		
5- 11	0- 0		0- 0	CONFERENCE		0- 4	5- 7	3- 4		
1- 7	0- 0		0- 0	HOME		0- 2	1- 5	0- 3		
4- 4	0- 0		0- 0	AWAY		0- 2	4- 2	3- 1		
0- 0	0- 0		0- 0	NEUTRAL		0- 0	0- 0	0- 0		

RPI 1-25				RPI 26-50				RPI 51-100				RPI 101+				Team's RPI: 236	
RPI	S	Opponent	Score	RPI	S	Opponent	Score	RPI	S	Opponent	Score	RPI	S	Opponent	Score		
								58	A	American	57	72	102	A	Bucknell	63	72
								58	H	American	63	68	102	H	Bucknell	47	71
								82	A	Navy	54	62	150	A	Brown	78	82
								82	H	Navy	58	65	161	A	Marist	74	85
								83	H	Albany (NY)	56	65	164	A	Army West Point	70	62
								90	H	Dartmouth	74	76	164	H	Army West Point	57	66
													194	H	Boston College	61	70
													196	H	Lehigh	54	49
													204	A	Boston U.	60	57
													204	H	Boston U.	58	64
													224	A	Lafayette	69	56
													224	H	Lafayette	65	69
													237	A	Hofstra	63	69
													246	A	Loyola Maryland	60	77
													246	H	Loyola Maryland	58	65
													273	A	Rider	83	56
													275	A	Colgate	71	64
													287	H	Bryant	59	57
													289	H	Vermont	64	53
													327	A	Rhode Island	69	63
													344	A	UMass Lowell	84	56
LAST 12 Division I GAMES:																	
								58	A	American	57	72	224	A	Lafayette	69	56
								102	A	Bucknell	63	72	58	H	American	63	68
								164	H	Army West Point	57	66	102	H	Bucknell	47	71
								204	H	Boston U.	58	64	164	A	Army West Point	70	62
								82	A	Navy	54	62	204	A	Boston U.	60	57
								246	H	Loyola Maryland	58	65	82	H	Navy	58	65

Non-Div I Games:

Hol y Cross

Loss, Non-Conf, S Site, H Home A Away N Neutral

Average RPI Win:	166	WON-LOST	WINNING	LAST 10	STRENGTH OF	OPP. STRENGTH	TEAM	ADJ.	CONF.	ADJ CONF.
Average RPI Loss:	95	RECORD	PCT. RANK	GAMES	SCHEDULE	OF SCHEDULE	RPI	RPI	RPI	RPI
DIV. I ONLY	20- 8	61	6- 4	117	84	56	56	8	8	
DIV. I NON-CONF.	11- 3	45	0- 0	119	83	36	36	7	7	

TOTALS	RPI 1-25	RPI 26-50	W-L RECORDS	RPI 51-100	RPI 101-999	RPI 201+				
20- 8	0- 3	0- 1	OVERALL	2- 0	18- 4	6- 0				
10- 2	0- 1	0- 0	HOME	0- 0	10- 1	4- 0				
7- 6	0- 2	0- 1	AWAY	0- 0	7- 3	2- 0				
3- 0	0- 0	0- 0	NEUTRAL	2- 0	1- 0	0- 0				
11- 3	0- 1	0- 1	NON-CONFERENCE	2- 0	9- 1	4- 0				
5- 0	0- 0	0- 0	HOME	0- 0	5- 0	3- 0				
3- 3	0- 1	0- 1	AWAY	0- 0	3- 1	1- 0				
3- 0	0- 0	0- 0	NEUTRAL	2- 0	1- 0	0- 0				
9- 5	0- 2	0- 0	CONFERENCE	0- 0	9- 3	2- 0				
5- 2	0- 1	0- 0	HOME	0- 0	5- 1	1- 0				
4- 3	0- 1	0- 0	AWAY	0- 0	4- 2	1- 0				
0- 0	0- 0	0- 0	NEUTRAL	0- 0	0- 0	0- 0				

RPI	S	Opponent	Score	RPI	S	Opponent	Score	RPI	S	Opponent	Score	RPI	S	Opponent	Score
2	H	UConn	35 95	33	A	Rutgers	57 75	89	N	Liberty	75 68	101	H	George Mason	82 73
19	A	South Fla.	65 81					96	N	Milwaukee	74 59	117	A	Tulane	98 92
21	A	Texas A&M	65 83									117	H	Tulane	72 48
												125	H	Cincinnati	82 88
												128	H	ETSU	88 69
												132	A	Texas St.	72 67
												137	A	Wichita St.	73 62
												137	H	Wichita St.	73 55
												139	N	Northeastern	72 64
												159	A	UT Arlington	62 58
												179	A	Tulsa	77 83
												185	A	East Carolina	78 80
												185	H	East Carolina	97 81
												190	A	Temple	99 75
												194	A	Boston College	74 79
												201	H	Memphis	66 55
												207	A	SMU	85 75
												207	H	SMU	60 56
												213	H	Columbia	77 53
												227	A	New Orleans	78 66
												229	H	Texas Tech	79 75
												301	H	Incarinate Word	98 67

LAST 12 Division I GAMES:															
19	A	South Fla.	65 81	207	H	SMU	60 56	185	A	East Carolina	78 80	190	A	Temple	99 75
185	H	East Carolina	97 81	185	A	East Carolina	78 80	2	H	UConn	35 95	125	H	Cincinnati	82 88
179	A	Tulsa	77 83	190	A	Temple	99 75	117	A	Tulane	98 92				
201	H	Memphis	66 55												
137	A	Wichita St.	73 62												
117	H	Tulane	72 48												

Average RPI Win: 327

Average RPI Loss: 185

WON-LOST
RECORDWINNING
PCT. RANKLAST 10
GAMESSTRENGTH OF
SCHEDULEOPP. STRENGTH
OF SCHEDULETEAM
RPIADJ.
RPICONF.
RPIADJ CONF.
RPIDIV. I ONLY
DIV. I NON-CONF.4- 17
0- 6319
3373- 7
0- 0274
98327
296321
321321
32126
2526
25

TOTALS

RPI 1-25

RPI 26-50

W-L RECORDS

RPI 51-100

RPI 101-999

RPI 201+

4- 17 0- 1
2- 5 0- 0
2- 12 0- 1
0- 0 0- 00- 0
0- 0
0- 0
0- 0OVERALL
HOME
AWAY
NEUTRAL0- 1
0- 0
0- 1
0- 04- 15
2- 5
2- 10
0- 04- 8
2- 3
2- 5
0- 00- 6 0- 1
0- 0 0- 0
0- 6 0- 1
0- 0 0- 00- 0
0- 0
0- 0
0- 0NON-CONFERENCE
HOME
AWAY
NEUTRAL0- 1
0- 0
0- 1
0- 00- 4
0- 0
0- 4
0- 00- 1
0- 0
0- 1
0- 04- 11 0- 0
2- 5 0- 0
2- 6 0- 0
0- 0 0- 00- 0
0- 0
0- 0
0- 0CONFERENCE
HOME
AWAY
NEUTRAL0- 0
0- 0
0- 0
0- 04- 11
2- 5
2- 6
0- 04- 7
2- 3
2- 4
0- 0

RPI 1-25

RPI 26-50

RPI 51-100

RPI 101+

Team's RPI: 321

RPI S Opponent Score
19 A South Fla. 43 90

RPI S Opponent Score

RPI S Opponent Score
91 A Rice 45 67

RPI	S	Opponent	Score
109	H	SFA	54 76
114	A	Lamar University	55 90
114	H	Lamar University	51 79
124	A	Central Ark.	56 64
165	A	Louisiana Tech	62 85
167	A	UTEP	62 69
181	A	Oral Roberts	56 78
225	A	A&M-Corpus Christi	49 50
226	A	Abilene Christian	68 80
227	A	New Orleans	52 70
238	A	Nicholls St.	45 63
238	H	Nicholls St.	61 73
279	H	McNeese	74 86
290	H	Southeastern La.	61 76
301	A	Incarinate Word	58 56
332	H	Northwestern St.	57 51
337	A	Sam Houston St.	69 61
337	H	Sam Houston St.	65 62
339	A	La.-Monroe	73 77

LAST 12 Division I GAMES:

114	A	Lamar University	55	90	225	A	A&M-Corpus Christi	49	50
337	H	Sam Houston St.	65	62	301	A	Incarinate Word	58	56
332	H	Northwestern St.	57	51	279	H	McNeese	74	86
238	A	Nicholls St.	45	63	290	H	Southeastern La.	61	76
124	A	Central Ark.	56	64	337	A	Sam Houston St.	69	61
109	H	SFA	54	76	226	A	Abilene Christian	68	80

Houston Baptist

Houston Baptist

Non-Div I Games:

LeTourneau

88 43

Paul Quinn

74 54

Huston-Tillotson

76 72

Jarvis Christian

78 30

Houston Baptist

Average RPI Win:	290	WON-LOST	WINNING	LAST 10	STRENGTH OF	OPP. STRENGTH	TEAM	ADJ.	CONF.	ADJ CONF.
Average RPI Loss:	180	RECORD	PCT. RANK	GAMES	SCHEDULE	OF SCHEDULE	RPI	RPI	RPI	RPI
DIV. I ONLY	10- 16	235	5- 5	234	342	262	262	30	30	
DIV. I NON-CONF.	4- 9	249	0- 0	76	308	232	232	30	30	

TOTALS	RPI 1-25	RPI 26-50	W-L RECORDS	RPI 51-100	RPI 101-999	RPI 201+				
10- 16	0- 1	0- 1	OVERALL	0- 1	10- 13	10- 7				
7- 5	0- 0	0- 0	HOME	0- 0	7- 5	7- 2				
3- 11	0- 0	0- 0	AWAY	0- 0	3- 1	3- 1				
0- 0	0- 0	0- 0	NEUTRAL	0- 0	0- 0	0- 0				
4- 9	0- 1	0- 1	NON-CONFERENCE	0- 1	4- 6	4- 1				
4- 2	0- 0	0- 0	HOME	0- 0	4- 2	4- 0				
0- 7	0- 1	0- 1	AWAY	0- 1	0- 4	0- 1				
0- 0	0- 0	0- 0	NEUTRAL	0- 0	0- 0	0- 0				
6- 7	0- 0	0- 0	CONFERENCE	0- 0	6- 7	6- 6				
3- 3	0- 0	0- 0	HOME	0- 0	3- 3	3- 2				
3- 4	0- 0	0- 0	AWAY	0- 0	3- 4	3- 4				
0- 0	0- 0	0- 0	NEUTRAL	0- 0	0- 0	0- 0				

RPI 1-25				RPI 26-50				RPI 51-100				RPI 101+ Team's RPI: 262			
RPI	S	Opponent	Score	RPI	S	Opponent	Score	RPI	S	Opponent	Score	RPI	S	Opponent	Score
22	A	Maryland	49 111	27	A	Georgia	47 87	62	A	Mercer	44 70	112	H	Bethune-Cookman	55 59
												121	A	Georgetown	41 93
												125	A	Cincinnati	53 87
												150	H	Brown	81 85
												153	H	William & Mary	71 83
												192	A	Siena	61 72
												205	H	Hampton	68 63
												206	A	N. C. A&T	53 91
												206	H	N. C. A&T	68 76
												258	A	Morgan St.	68 61
												261	H	Campbell	63 61
												266	H	St. Francis Brooklyn	72 69
												267	H	Fairleigh Dickinson	68 65
												271	A	UMES	52 58
												271	H	UMES	79 83
												289	A	Vermont	65 88
												305	H	FIU	69 62
												318	A	South Carolina St.	68 58
												331	A	N. C. Central	77 78
												331	H	N. C. Central	69 54
												342	A	Florida A&M	59 74
												342	H	Florida A&M	76 65
												343	A	Savannah St.	87 59

LAST 12 Division I GAMES:															
331	A	N. C. Central	77 78	206	H	N. C. A&T	68 76	331	H	N. C. Central	69 54				
206	A	N. C. A&T	53 91	343	A	Savannah St.	87 59	318	A	South Carolina St.	68 58				
271	H	UMES	79 83	205	H	Hampton	68 63	112	H	Bethune-Cookman	55 59				
258	A	Morgan St.	68 61												
342	H	Florida A&M	76 65												
271	A	UMES	52 58												

Non-Div I Games:

Howard

IUPUI				Through Games Of Feb. 21, 2018																
Average RPI Win:		209	WON-LOST		WINNING		LAST 10		STRENGTH OF		OPP. STRENGTH		TEAM		ADJ.		CONF.		ADJ CONF.	
Average RPI Loss:		66	RECORD		PCT. RANK		GAMES		SCHEDULE		OF SCHEDULE		RPI		RPI		RPI		RPI	
DIV. I ONLY			19- 7		52		7- 3		160		125		77		77		11		11	
DIV. I NON-CONF.			7- 3		74		0- 0		211		52		71		71		15		15	
TOTALS		RPI 1-25		RPI 26-50		W-L RECORDS		RPI 51-100		RPI 101-999		RPI 201+								
19- 7		0- 2		0- 1		OVERALL		3- 3		16- 1		10- 0								
5- 4		0- 1		0- 0		HOME		0- 2		5- 1		4- 0								
13- 3		0- 1		0- 1		AWAY		2- 1		11- 0		6- 0								
1- 0		0- 0		0- 0		NEUTRAL		1- 0		0- 0		0- 0								
7- 3		0- 0		0- 1		NON-CONFERENCE		2- 2		5- 0		3- 0								
1- 1		0- 0		0- 0		HOME		0- 1		1- 0		1- 0								
5- 2		0- 0		0- 1		AWAY		1- 1		4- 0		2- 0								
1- 0		0- 0		0- 0		NEUTRAL		1- 0		0- 0		0- 0								
12- 4		0- 2		0- 0		CONFERENCE		1- 1		11- 1		7- 0								
4- 3		0- 1		0- 0		HOME		0- 1		4- 1		3- 0								
8- 1		0- 1		0- 0		AWAY		1- 0		7- 0		4- 0								
0- 0		0- 0		0- 0		NEUTRAL		0- 0		0- 0		0- 0								

RPI 1-25				RPI 26-50				RPI 51-100				Team's RPI : 77				RPI 101+			
RPI	S	Opponent	Score	RPI	S	Opponent	Score	RPI	S	Opponent	Score	RPI	S	Opponent	Score	RPI	S	Opponent	Score
16	A	Green Bay	45 52	28	A	DePaul	71 85	51	A	UCF	59 63	105	A	Cleveland St.	77 64				
16	H	Green Bay	34 60					65	N	Wyoming	65 59	105	H	Cleveland St.	94 56				
								85	A	Ohio	76 52	110	A	Wright St.	64 61				
								87	H	Miami (OH)	83 96	152	A	UNI	54 48				
								96	A	Milwaukee	70 68	170	A	Youngstown St.	65 43				
								96	H	Milwaukee	60 67	170	H	Youngstown St.	67 70				
												201	A	Memphis	80 57				
												217	A	Oakland	73 55				
												217	H	Oakland	80 64				
												243	A	Northern Ky.	71 35				
												263	H	Indiana St.	86 57				
												314	A	Tennessee Tech	68 54				
												323	A	Detroit Mercy	91 59				
												323	H	Detroit Mercy	90 62				
												326	A	Ill. -Chicago	82 46				
												326	H	Ill. -Chicago	68 43				
												329	A	Ga. Southern	72 52				
LAST 12 Division I GAMES:																			
96	H	Milwaukee	60 67	16	A	Green Bay	45 52												
323	A	Detroit Mercy	91 59	96	A	Milwaukee	70 68												
217	A	Oakland	73 55	110	A	Wright St.	64 61												
105	H	Cleveland St.	94 56	243	A	Northern Ky.	71 35												
170	H	Youngstown St.	67 70	16	H	Green Bay	34 60												
326	H	Ill. -Chicago	68 43	217	H	Oakland	80 64												

Non-Div I Games: Georgetown (KY) 85 52

IUPUI

Average RPI Win:	204	WON-LOST	WINNING	LAST 10	STRENGTH OF	OPP. STRENGTH	TEAM	ADJ.	CONF.	ADJ CONF.
Average RPI Loss:	130	RECORD	PCT. RANK	GAMES	SCHEDULE	OF SCHEDULE	RPI	RPI	RPI	RPI
DIV. I ONLY	14- 10	128	9- 1	188	104	130	130	19	19	
DIV. I NON-CONF.	3- 7	254	0- 0	91	109	201	201	13	13	

TOTALS	RPI 1-25	RPI 26-50	W-L RECORDS	RPI 51-100	RPI 101-999	RPI 201+				
14- 10	0- 1	1- 2	OVERALL	0- 2	13- 5	7- 3				
7- 4	0- 0	0- 1	HOME	0- 1	7- 2	4- 1				
7- 5	0- 0	1- 0	AWAY	0- 0	6- 0	3- 0				
0- 1	0- 0	0- 0	NEUTRAL	0- 1	0- 0	0- 0				
3- 7	0- 1	0- 1	NON-CONFERENCE	0- 2	3- 3	2- 2				
1- 3	0- 0	0- 0	HOME	0- 1	1- 2	1- 1				
2- 3	0- 1	0- 1	AWAY	0- 0	2- 1	1- 1				
0- 1	0- 0	0- 0	NEUTRAL	0- 1	0- 0	0- 0				
11- 3	0- 0	1- 1	CONFERENCE	0- 0	10- 2	5- 1				
6- 1	0- 0	0- 1	HOME	0- 0	6- 0	3- 0				
5- 2	0- 0	1- 0	AWAY	0- 0	4- 2	2- 1				
0- 0	0- 0	0- 0	NEUTRAL	0- 0	0- 0	0- 0				

RPI 1-25				RPI 26-50				RPI 51-100				RPI 101+				Team's RPI: 130
RPI	S	Opponent	Score	RPI	S	Opponent	Score	RPI	S	Opponent	Score	RPI	S	Opponent	Score	
7	A	Ohio St.	56 99	37	A	Northern Colo.	79 71	65	H	Wyoming	64 70	123	A	Colorado St.	83 69	
				37	H	Northern Colo.	72 78	71	N	TCU	76 86	129	A	Portland St.	101 90	
				40	A	Arizona St.	33 77					129	H	Portland St.	61 60	
												169	A	Eastern Wash.	64 71	
												169	H	Eastern Wash.	85 71	
												174	A	North Dakota	78 64	
												174	H	North Dakota	80 75	
												184	H	Washington	69 81	
												203	A	CSUN	80 75	
												221	H	Seattle U	60 68	
												226	A	Abilene Christian	72 82	
												234	A	Montana St.	95 77	
												245	A	Montana	67 56	
												280	A	Sacramento St.	64 79	
												280	H	Sacramento St.	101 66	
												312	H	Northern Ariz.	83 68	
												321	H	Southern Utah	74 51	
												324	H	Cal St. Fullerton	80 60	
LAST 12 Division I GAMES:																
245	A	Montana	67 56	37	A	Northern Colo.	79 71									
234	A	Montana St.	95 77	312	H	Northern Ariz.	83 68									
169	H	Eastern Wash.	85 71	321	H	Southern Utah	74 51									
280	H	Sacramento St.	101 66	169	A	Eastern Wash.	64 71									
129	H	Portland St.	61 60	129	A	Portland St.	101 90									
174	A	North Dakota	78 64	280	A	Sacramento St.	64 79									

Non-Div I Games: Eastern Ore. 84 70

Idaho

Average RPI Win:	239	WON-LOST	WINNING	LAST 10	STRENGTH OF	OPP. STRENGTH	TEAM	ADJ.	CONF.	ADJ CONF.
Average RPI Loss:	140	RECORD	PCT. RANK	GAMES	SCHEDULE	OF SCHEDULE	RPI	RPI	RPI	RPI
DIV. I ONLY	15- 8	90	7- 3	324	133	143	143	19	19	
DIV. I NON-CONF.	6- 3	87	0- 0	312	165	116	116	13	13	

TOTALS	RPI 1-25	RPI 26-50	W-L RECORDS	RPI 51-100	RPI 101-999	RPI 201+				
15- 8	0- 0	0- 2	OVERALL	0- 2	15- 4	9- 2				
6- 2	0- 0	0- 1	HOME	0- 0	6- 1	4- 0				
9- 6	0- 0	0- 0	AWAY	0- 0	9- 0	5- 0				
0- 0	0- 0	0- 0	NEUTRAL	0- 0	0- 0	0- 0				
6- 3	0- 0	0- 0	NON-CONFERENCE	0- 2	6- 1	4- 1				
1- 0	0- 0	0- 0	HOME	0- 0	1- 0	1- 0				
5- 3	0- 0	0- 0	AWAY	0- 2	5- 1	3- 1				
0- 0	0- 0	0- 0	NEUTRAL	0- 0	0- 0	0- 0				
9- 5	0- 0	0- 2	CONFERENCE	0- 0	9- 3	5- 1				
5- 2	0- 0	0- 1	HOME	0- 0	5- 1	3- 0				
4- 3	0- 0	0- 1	AWAY	0- 0	4- 2	2- 1				
0- 0	0- 0	0- 0	NEUTRAL	0- 0	0- 0	0- 0				

RPI 1-25				RPI 26-50				RPI 51-100				RPI 101+				Team's RPI: 143
RPI	S	Opponent	Score	RPI	S	Opponent	Score	RPI	S	Opponent	Score	RPI	S	Opponent	Score	
				37	A	Northern Colo.	52 75	65	A	Wyoming	53 61	129	A	Portland St.	88 59	
				37	H	Northern Colo.	57 63	98	A	Washington St.	55 72	129	H	Portland St.	72 64	
												166	A	Weber St.	73 84	
												166	H	Weber St.	70 76	
												174	A	North Dakota	68 55	
												174	H	North Dakota	57 46	
												184	A	Washington	79 59	
												195	A	UC Irvine	78 72	
												221	A	Seattle U	74 69	
												230	A	Pepperdine	74 80	
												249	A	Hawaii	64 62	
												280	A	Sacramento St.	85 71	
												280	H	Sacramento St.	83 71	
												298	H	Utah St.	64 44	
												312	A	Northern Ariz.	75 55	
												312	H	Northern Ariz.	76 59	
												321	A	Southern Utah	70 76	
												321	H	Southern Utah	66 39	
												325	A	Utah Valley	70 58	
LAST 12 Division I GAMES:																
				129	H	Portland St.	72 64	166	A	Weber St.	73 84					
				280	H	Sacramento St.	83 71	280	A	Sacramento St.	85 71					
				174	A	North Dakota	68 55	129	A	Portland St.	88 59					
				37	A	Northern Colo.	52 75	37	H	Northern Colo.	57 63					
				321	H	Southern Utah	66 39	174	H	North Dakota	57 46					
				312	H	Northern Ariz.	76 59	312	A	Northern Ariz.	75 55					

Non-Div I Games: Westminster (UT) 83 45 Col. of Idaho 89 32

Idaho St.

Average RPI Win:	271	WON-LOST	WINNING	LAST 10	STRENGTH OF	OPP. STRENGTH	TEAM	ADJ.	CONF.	ADJ CONF.
Average RPI Loss:	177	RECORD	PCT. RANK	GAMES	SCHEDULE	OF SCHEDULE	RPI	RPI	RPI	RPI
DIV. I ONLY	5- 20	316	0- 10	275	232	326	326	11	11	
DIV. I NON-CONF.	5- 4	146	0- 0	347	347	325	325	15	15	
TOTALS	RPI 1-25	RPI 26-50	W-L RECORDS	RPI 51-100	RPI 101-999	RPI 201+				
5- 20	0- 2	0- 0	OVERALL	0- 4	5- 14	4- 9				
4- 9	0- 1	0- 0	HOME	0- 2	4- 6	3- 4				
1- 11	0- 1	0- 0	AWAY	0- 2	1- 8	1- 5				
0- 0	0- 0	0- 0	NEUTRAL	0- 0	0- 0	0- 0				
5- 4	0- 0	0- 0	NON-CONFERENCE	0- 0	5- 4	4- 4				
4- 2	0- 0	0- 0	HOME	0- 0	4- 2	3- 2				
1- 2	0- 0	0- 0	AWAY	0- 0	1- 2	1- 2				
0- 0	0- 0	0- 0	NEUTRAL	0- 0	0- 0	0- 0				
0- 16	0- 2	0- 0	CONFERENCE	0- 4	0- 10	0- 5				
0- 7	0- 1	0- 0	HOME	0- 2	0- 4	0- 2				
0- 9	0- 1	0- 0	AWAY	0- 2	0- 6	0- 3				
0- 0	0- 0	0- 0	NEUTRAL	0- 0	0- 0	0- 0				

RPI	S	Opponent	Score	RPI	S	Opponent	Score	RPI	S	Opponent	Score	RPI	S	Opponent	Score	Team's RPI: 326
16	A	Green Bay	36 65					77	A	IUPUI	43 68	105	A	Cleveland St.	67 70	
16	H	Green Bay	37 66					77	H	IUPUI	46 82	105	H	Cleveland St.	42 64	
								96	A	Milwaukee	44 59	110	A	Wright St.	50 60	
								96	H	Milwaukee	53 76	170	A	Youngstown St.	63 76	
												170	H	Youngstown St.	52 71	
												200	H	Eastern Mich.	73 70	
												215	H	North Texas	70 67	
												217	A	Oakland	78 95	
												217	H	Oakland	63 67	
												243	A	Northern Ky.	53 61	
												263	H	Indiana St.	55 46	
												274	A	Bradley	48 58	
												285	H	Santa Clara	36 45	
												303	A	Loyola Chicago	55 57	
												307	H	Jackson St.	63 76	
												323	A	Detroit Mercy	60 73	
												323	H	Detroit Mercy	58 61	
												330	A	Fort Wayne	67 51	
												349	H	Evansville	96 77	
LAST 12 Division I GAMES:																
16	H	Green Bay	37 66	96	A	Milwaukee	44 59									
217	A	Oakland	78 95	16	A	Green Bay	36 65									
323	A	Detroit Mercy	60 73	243	A	Northern Ky.	53 61									
170	H	Youngstown St.	52 71	110	A	Wright St.	50 60									
105	H	Cleveland St.	42 64	96	H	Milwaukee	53 76									
77	A	IUPUI	43 68	323	H	Detroit Mercy	58 61									

Non-Div I Games: Bethel (IN) 66 46 Ind.-Northwest 74 56

Average RPI Win:	257	WON-LOST	WINNING	LAST 10	STRENGTH OF	OPP. STRENGTH	TEAM	ADJ.	CONF.	ADJ CONF.
Average RPI Loss:	73	RECORD	PCT. RANK	GAMES	SCHEDULE	OF SCHEDULE	RPI	RPI	RPI	RPI
DIV. I ONLY	9- 20	268	0- 10	103	71	223	223	3	3	
DIV. I NON-CONF.	9- 5	99	0- 0	233	244	150	150	4	4	

TOTALS	RPI 1-25	RPI 26-50	W-L RECORDS	RPI 51-100	RPI 101-999	RPI 201+				
9- 20	0- 4	0- 4	OVERALL	0- 8	9- 4	6- 0				
6- 9	0- 2	0- 1	HOME	0- 3	6- 3	6- 0				
1- 11	0- 2	0- 3	AWAY	0- 5	1- 1	0- 0				
2- 0	0- 0	0- 0	NEUTRAL	0- 0	2- 0	0- 0				
9- 5	0- 1	0- 0	NON-CONFERENCE	0- 3	9- 1	6- 0				
6- 2	0- 0	0- 0	HOME	0- 1	6- 1	6- 0				
1- 3	0- 1	0- 0	AWAY	0- 2	1- 0	0- 0				
2- 0	0- 0	0- 0	NEUTRAL	0- 0	2- 0	0- 0				
0- 15	0- 3	0- 4	CONFERENCE	0- 5	0- 3	0- 0				
0- 7	0- 2	0- 1	HOME	0- 2	0- 2	0- 0				
0- 8	0- 1	0- 3	AWAY	0- 3	0- 1	0- 0				
0- 0	0- 0	0- 0	NEUTRAL	0- 0	0- 0	0- 0				

RPI 1-25				RPI 26-50				RPI 51-100				RPI 101+ Team's RPI: 223			
RPI	S	Opponent	Score	RPI	S	Opponent	Score	RPI	S	Opponent	Score	RPI	S	Opponent	Score
7	H	Ohio St.	69 88	33	A	Rutgers	37 76	52	A	Indiana	54 70	113	H	Western Ill.	67 77
12	A	Missouri	55 72	45	A	Purdue	51 64	55	A	FGCU	61 85	137	N	Wichita St.	68 67
18	H	Iowa	71 84	45	H	Purdue	54 73	66	A	Nebraska	47 62	183	A	Northwestern	61 68
22	A	Maryland	65 100	47	A	Michigan	42 86	66	H	Nebraska	72 80	183	H	Northwestern	59 74
								67	H	Michigan St.	55 67	186	H	Wisconsin	61 70
								75	H	Virginia Tech	49 96	195	N	UC Irvine	65 59
								84	A	Penn St.	59 68	201	A	Memphis	63 47
								93	A	New Mexico	68 97	242	H	Austin Peay	59 47
												263	H	Indiana St.	81 52
												274	H	Bradley	74 62
												323	H	Detroit Mercy	73 65
												330	H	Fort Wayne	64 50
												345	H	Chicago St.	66 56

LAST 12 Division I GAMES:															
45	A	Purdue	51 64	186	H	Wisconsin	61 70								
183	A	Northwestern	61 68	84	A	Penn St.	59 68								
7	H	Ohio St.	69 88	47	A	Michigan	42 86								
52	A	Indiana	54 70	67	H	Michigan St.	55 67								
45	H	Purdue	54 73	66	H	Nebraska	72 80								
66	A	Nebraska	47 62	18	H	Iowa	71 84								

Non-Div I Games:

Illinois

Average RPI Win:	246	WON-LOST	WINNING	LAST 10	STRENGTH OF	OPP. STRENGTH	TEAM	ADJ.	CONF.	ADJ CONF.
Average RPI Loss:	168	RECORD	PCT. RANK	GAMES	SCHEDULE	OF SCHEDULE	RPI	RPI	RPI	RPI
DIV. I ONLY	13- 13	173	6- 4	314	230	254	254	24	24	
DIV. I NON-CONF.	6- 5	153	0- 0	231	186	189	189	22	22	

TOTALS	RPI 1-25	RPI 26-50	W-L RECORDS	RPI 51-100	RPI 101-999	RPI 201+				
13- 13	0- 0	0- 0	OVERALL	0- 4	13- 9	8- 5				
9- 6	0- 0	0- 0	HOME	0- 2	9- 4	6- 1				
3- 7	0- 0	0- 0	AWAY	0- 0	3- 1	2- 1				
1- 0	0- 0	0- 0	NEUTRAL	0- 0	1- 0	0- 0				
6- 5	0- 0	0- 0	NON-CONFERENCE	0- 1	6- 4	3- 1				
4- 2	0- 0	0- 0	HOME	0- 0	4- 2	2- 0				
1- 3	0- 0	0- 0	AWAY	0- 1	1- 2	1- 1				
1- 0	0- 0	0- 0	NEUTRAL	0- 0	1- 0	0- 0				
7- 8	0- 0	0- 0	CONFERENCE	0- 3	7- 5	5- 4				
5- 4	0- 0	0- 0	HOME	0- 2	5- 2	4- 1				
2- 4	0- 0	0- 0	AWAY	0- 1	2- 3	1- 3				
0- 0	0- 0	0- 0	NEUTRAL	0- 0	0- 0	0- 0				

RPI 1-25				RPI 26-50				RPI 51-100				RPI 101+				Team's RPI: 254
RPI	S	Opponent	Score	RPI	S	Opponent	Score	RPI	S	Opponent	Score	RPI	S	Opponent	Score	
								78	H	Drake	58 65	101	A	George Mason	37 56	
								96	A	Milwaukee	59 61	105	H	Cleveland St.	47 56	
								97	A	Missouri St.	58 75	106	H	Butler	45 56	
								97	H	Missouri St.	50 56	139	N	Northeastern	65 55	
												148	H	SIUE	62 47	
												152	H	UNI	36 58	
												163	A	Southern Ill.	39 36	
												163	H	Southern Ill.	49 46	
												200	H	Eastern Mich.	65 56	
												217	A	Oakland	43 64	
												243	H	Northern Ky.	49 37	
												263	A	Indiana St.	49 52	
												263	H	Indiana St.	63 53	
												274	H	Bradley	42 62	
												283	H	UMKC	64 53	
												293	A	Valparaiso	50 56	
												293	H	Valparaiso	63 55	
												303	A	Loyola Chicago	59 62	
												303	H	Loyola Chicago	57 49	
												306	A	Long Beach St.	59 51	
												349	A	Evansville	67 43	
												349	H	Evansville	70 44	

LAST 12 Division I GAMES:																
				349	H	Evansville	70 44	152	H	UNI	36 58					
				263	H	Indiana St.	63 53	78	H	Drake	58 65					
				97	A	Missouri St.	58 75	263	A	Indiana St.	49 52					
				163	A	Southern Ill.	39 36	349	A	Evansville	67 43					
				293	H	Valparaiso	63 55	163	H	Southern Ill.	49 46					
				303	H	Loyola Chicago	57 49	97	H	Missouri St.	50 56					

Non-Div I Games:

Illinois St.

Average RPI Win:	302	WON-LOST	WINNING	LAST 10	STRENGTH OF	OPP. STRENGTH	TEAM	ADJ.	CONF.	ADJ CONF.
Average RPI Loss:	167	RECORD	PCT. RANK	GAMES	SCHEDULE	OF SCHEDULE	RPI	RPI	RPI	RPI
DIV. I ONLY	3- 22	332	1- 9	125	332	301	301	26	26	
DIV. I NON-CONF.	0- 10	337	0- 0	27	283	276	276	25	25	

TOTALS	RPI 1-25	RPI 26-50	W-L RECORDS	RPI 51-100	RPI 101-999	RPI 201+				
3- 22	0- 0	0- 0	OVERALL	0- 5	3- 17	3- 9				
1- 10	0- 0	0- 0	HOME	0- 1	1- 9	1- 5				
2- 12	0- 0	0- 0	AWAY	0- 0	2- 2	2- 1				
0- 0	0- 0	0- 0	NEUTRAL	0- 0	0- 0	0- 0				
0- 10	0- 0	0- 0	NON-CONFERENCE	0- 5	0- 5	0- 2				
0- 3	0- 0	0- 0	HOME	0- 1	0- 2	0- 1				
0- 7	0- 0	0- 0	AWAY	0- 4	0- 3	0- 1				
0- 0	0- 0	0- 0	NEUTRAL	0- 0	0- 0	0- 0				
3- 12	0- 0	0- 0	CONFERENCE	0- 0	3- 12	3- 7				
1- 7	0- 0	0- 0	HOME	0- 0	1- 7	1- 4				
2- 5	0- 0	0- 0	AWAY	0- 0	2- 5	2- 3				
0- 0	0- 0	0- 0	NEUTRAL	0- 0	0- 0	0- 0				

RPI 1-25				RPI 26-50				RPI 51-100				RPI 101+ Team's RPI: 301			
RPI	S	Opponent	Score	RPI	S	Opponent	Score	RPI	S	Opponent	Score	RPI	S	Opponent	Score
								56	A	Houston	67 98	109	A	SFA	49 60
								57	H	South Dakota	51 81	109	H	SFA	50 75
								63	A	Oklahoma St.	35 86	114	A	Lamar University	54 77
								91	A	Rice	43 60	114	H	Lamar University	47 71
								94	A	Utah	31 90	124	H	Central Ark.	35 57
												132	H	Texas St.	33 74
												159	A	UT Arlington	48 61
												166	A	Weber St.	55 79
												225	H	A&M-Corpus Christi	58 62
												226	A	Abilene Christian	56 58
												227	A	New Orleans	50 52
												227	H	New Orleans	45 72
												229	A	Texas Tech	54 80
												238	H	Nicholls St.	64 62
												267	H	Massachusetts	45 64
												279	H	McNeese	57 66
												290	A	Southeastern La.	54 65
												321	H	Houston Baptist	56 58
												332	A	Northwestern St.	57 53
												337	A	Sam Houston St.	56 49

LAST 12 Division I GAMES:															
				332	A	Northwestern St.	57 53	227	H	New Orleans	45 72				
				109	H	SFA	50 75	321	H	Houston Baptist	56 58				
				114	H	Lamar University	47 71	227	A	New Orleans	50 52				
				226	A	Abilene Christian	56 58	114	A	Lamar University	54 77				
				290	A	Southeastern La.	54 65	109	A	SFA	49 60				
				225	H	A&M-Corpus Christi	58 62	124	H	Central Ark.	35 57				

Non-Div I Games: Mary Hardin-Baylor 76 58

Incarnate Word

Average RPI Loss: 48

DIV. I ONLY	16- 12	133	8- 2	12	27	52	52	3	3
DIV. I NON-CONF.	7- 6	165	0- 0	14	51	70	70	4	4
TOTALS	RPI 1-25	RPI 26-50	W-L RECORDS	RPI 51-100	RPI 101-999	RPI 201+			
16- 12	0- 5	5- 2	OVERALL	3- 3	8- 2	3- 0			
10- 5	0- 2	3- 0	HOME	1- 1	6- 2	2- 0			
5- 5	0- 2	2- 1	AWAY	1- 2	2- 0	1- 0			
1- 2	0- 1	0- 1	NEUTRAL	1- 0	0- 0	0- 0			
7- 6	0- 2	1- 1	NON-CONFERENCE	1- 1	5- 2	2- 0			
4- 3	0- 1	1- 0	HOME	0- 0	3- 2	1- 0			
2- 1	0- 0	0- 0	AWAY	0- 1	2- 0	1- 0			
1- 2	0- 1	0- 1	NEUTRAL	1- 0	0- 0	0- 0			
9- 6	0- 3	4- 1	CONFERENCE	2- 2	3- 0	1- 0			
6- 2	0- 1	2- 0	HOME	1- 1	3- 0	1- 0			
3- 4	0- 2	2- 1	AWAY	1- 1	0- 0	0- 0			
0- 0	0- 0	0- 0	NEUTRAL	0- 0	0- 0	0- 0			

RPI 1-25				RPI 26-50				RPI 51-100				RPI 101+			
RPI	S	Opponent	Score	RPI	S	Opponent	Score	RPI	S	Opponent	Score	RPI	S	Opponent	Score
4	H	Louisville	59 72	33	H	Rutgers	64 58	66	H	Nebraska	83 75	104	H	Auburn	53 65
7	A	Ohio St.	70 85	34	N	Virginia	72 82	67	A	Michigan St.	69 65	115	H	Chattanooga	61 64
7	H	Ohio St.	62 77	43	A	Minnesota	82 70	67	H	Michigan St.	46 68	118	A	Yale	72 68
12	N	Missouri	55 75	44	H	Western Ky.	73 71	76	A	Saint Mary's (CA)	82 88	183	H	Northwestern	78 73
22	A	Maryland	70 74	45	A	Purdue	52 44	79	N	UAB	71 63	186	H	Wisconsin	69 55
				45	H	Purdue	72 54	84	A	Penn St.	74 77	187	H	Southern U.	64 49
				47	A	Michigan	79 84					198	H	Arkansas St.	93 51
												215	H	North Texas	68 63
												223	H	Illinois	70 54
												243	A	Northern Ky.	67 56
LAST 12 Division I GAMES:															
				43	A	Minnesota	82 70	186	H	Wisconsin	69 55				
				66	H	Nebraska	83 75	67	A	Michigan St.	69 65				
				45	A	Purdue	52 44	22	A	Maryland	70 74				
				223	H	Illinois	70 54	7	H	Ohio St.	62 77				
				183	H	Northwestern	78 73	47	A	Michigan	79 84				
				33	H	Rutgers	64 58	45	H	Purdue	72 54				

Non-Div I Games:

Indiana

Average RPI Win:	293	WON-LOST	WINNING	LAST 10	STRENGTH OF	OPP. STRENGTH	TEAM	ADJ.	CONF.	ADJ CONF.
Average RPI Loss:	140	RECORD	PCT. RANK	GAMES	SCHEDULE	OF SCHEDULE	RPI	RPI	RPI	RPI
DIV. I ONLY	8- 16	264	6- 4	212	234	263	263	24	24	
DIV. I NON-CONF.	1- 9	318	0- 0	126	144	291	291	22	22	
<hr/>										
TOTALS	RPI 1-25	RPI 26-50	W-L RECORDS	RPI 51-100	RPI 101-999	RPI 201+				
8- 16	0- 0	0- 1	OVERALL	0- 6	8- 9	8- 4				
3- 9	0- 0	0- 1	HOME	0- 3	3- 5	3- 1				
4- 6	0- 0	0- 0	AWAY	0- 2	4- 4	4- 3				
1- 1	0- 0	0- 0	NEUTRAL	0- 1	1- 0	1- 0				
1- 9	0- 0	0- 1	NON-CONFERENCE	0- 3	1- 5	1- 3				
0- 5	0- 0	0- 1	HOME	0- 1	0- 3	0- 1				
0- 3	0- 0	0- 0	AWAY	0- 1	0- 2	0- 2				
1- 1	0- 0	0- 0	NEUTRAL	0- 1	1- 0	1- 0				
7- 7	0- 0	0- 0	CONFERENCE	0- 3	7- 4	7- 1				
3- 4	0- 0	0- 0	HOME	0- 2	3- 2	3- 0				
4- 3	0- 0	0- 0	AWAY	0- 1	4- 2	4- 1				
0- 0	0- 0	0- 0	NEUTRAL	0- 0	0- 0	0- 0				

RPI 1-25				RPI 26-50				RPI 51-100				RPI 101+ Team's RPI: 263			
RPI	S	Opponent	Score	RPI	S	Opponent	Score	RPI	S	Opponent	Score	RPI	S	Opponent	Score
				26	H	Central Mich.	67 77	57	N	South Dakota	59 71	106	H	Butler	51 60
								77	A	IUPUI	57 86	131	H	Saint Louis	59 60
								78	A	Drake	64 85	152	A	UNI	53 59
								78	H	Drake	51 84	152	H	UNI	46 56
								87	H	Miami (OH)	56 68	163	H	Southern Ill.	45 64
								97	H	Missouri St.	63 77	223	A	Illinois	52 81
												235	H	Fla. Atlantic	58 66
												245	N	Montana	57 45
												254	A	Illinois St.	53 63
												254	H	Illinois St.	52 49
												274	A	Bradley	74 70
												274	H	Bradley	65 50
												293	A	Valparaiso	67 54
												303	A	Loyola Chicago	73 65
												326	A	Ill.-Chicago	46 55
												349	A	Evansville	66 57
												349	H	Evansville	56 48
<hr/>															
LAST 12 Division I GAMES:															
				274	A	Bradley	74 70	303	A	Loyola Chicago	73 65				
				254	A	Illinois St.	53 63	254	H	Illinois St.	52 49				
				78	H	Drake	51 84	274	H	Bradley	65 50				
				152	H	UNI	46 56	152	A	UNI	53 59				
				349	A	Evansville	66 57	78	A	Drake	64 85				
				293	A	Valparaiso	67 54	349	H	Evansville	56 48				

Non-Div I Games: Missouri S&T 84 51

Indiana St.

Average RPI Win:	348	WON-LOST	WINNING	LAST 10	STRENGTH OF	OPP. STRENGTH	TEAM	ADJ.	CONF.	ADJ CONF.
Average RPI Loss:	189	RECORD	PCT. RANK	GAMES	SCHEDULE	OF SCHEDULE	RPI	RPI	RPI	RPI
DIV. I ONLY	2- 26	346	2- 8	223	286	336	336	28	28	
DIV. I NON-CONF.	0- 11	337	0- 0	110	219	320	320	26	26	

TOTALS	RPI 1-25	RPI 26-50	W-L RECORDS	RPI 51-100	RPI 101-999	RPI 201+				
2- 26	0- 0	0- 2	OVERALL	0- 4	2- 20	2- 12				
1- 13	0- 0	0- 1	HOME	0- 1	1- 11	1- 6				
1- 13	0- 0	0- 1	AWAY	0- 3	1- 9	1- 6				
0- 0	0- 0	0- 0	NEUTRAL	0- 0	0- 0	0- 0				
0- 11	0- 0	0- 0	NON-CONFERENCE	0- 4	0- 7	0- 3				
0- 5	0- 0	0- 0	HOME	0- 1	0- 4	0- 1				
0- 6	0- 0	0- 0	AWAY	0- 3	0- 3	0- 2				
0- 0	0- 0	0- 0	NEUTRAL	0- 0	0- 0	0- 0				
2- 15	0- 0	0- 2	CONFERENCE	0- 0	2- 13	2- 9				
1- 8	0- 0	0- 1	HOME	0- 0	1- 7	1- 5				
1- 7	0- 0	0- 1	AWAY	0- 0	1- 6	1- 4				
0- 0	0- 0	0- 0	NEUTRAL	0- 0	0- 0	0- 0				

RPI 1-25				RPI 26-50				RPI 51-100				RPI 101+				Team's RPI: 336	
RPI	S	Opponent	Score	RPI	S	Opponent	Score	RPI	S	Opponent	Score	RPI	S	Opponent	Score		
				41	A	Quinnipiac	47 90	59	A	Fordham	48 78	102	H	Bucknell	53 60		
				41	H	Quinnipiac	38 74	60	H	Toledo	57 74	145	H	Kansas	58 72		
								70	A	Duquesne	59 80	161	A	Marist	55 75		
								99	A	Jacksonville	62 71	161	H	Marist	45 55		
												188	A	Stony Brook	46 63		
												190	H	Temple	54 59		
												192	A	Siena	51 64		
												192	H	Siena	48 70		
												237	H	Hofstra	43 68		
												247	A	Niagara	59 73		
												250	H	Fairfield	68 78		
												255	A	Manhattan	63 67		
												255	H	Manhattan	48 57		
												266	A	St. Francis Brooklyn	63 72		
												273	A	Rider	53 80		
												273	H	Rider	49 62		
												281	A	Arizona	58 71		
												284	H	Canisius	49 53		
												302	A	Monmouth	56 68		
												302	H	Monmouth	56 62		
												348	A	Saint Peter's	55 31		
												348	H	Saint Peter's	52 42		
LAST 12 Division I GAMES:																	
				161	H	Marist	45 55	161	A	Marist	55 75						
				255	H	Manhattan	48 57	348	H	Saint Peter's	52 42						
				348	A	Saint Peter's	55 31	273	H	Rider	49 62						
				273	A	Rider	53 80	302	A	Monmouth	56 68						
				250	H	Fairfield	68 78	192	H	Siena	48 70						
				41	A	Quinnipiac	47 90	255	A	Manhattan	63 67						

Non-Div I Games:

Iona

Average RPI	Win:	121	WON-LOST	WINNING	LAST 10	STRENGTH OF	OPP. STRENGTH	TEAM	ADJ.	CONF.	ADJ CONF.
Average RPI	Loss:	41	RECORD	PCT. RANK	GAMES	SCHEDULE	OF SCHEDULE	RPI	RPI	RPI	RPI
DIV. I ONLY		22- 6	34	7- 3	22	55	18	18	3	3	
DIV. I NON-CONF.		12- 1	6	0- 0	43	79	12	12	4	4	

TOTALS	RPI 1-25		RPI 26-50		W-L RECORDS		RPI 51-100		RPI 101-999		RPI 201+
22- 6	1- 2		6- 2		OVERALL		3- 2		12- 0		3- 0
12- 3	1- 1		4- 1		HOME		2- 1		5- 0		1- 0
7- 3	0- 1		1- 1		AWAY		1- 1		5- 0		1- 0
3- 0	0- 0		1- 0		NEUTRAL		0- 0		2- 0		1- 0
12- 1	0- 1		3- 0		NON-CONFERENCE		1- 0		8- 0		2- 0
7- 1	0- 1		2- 0		HOME		1- 0		4- 0		1- 0
2- 0	0- 0		0- 0		AWAY		0- 0		2- 0		0- 0
3- 0	0- 0		1- 0		NEUTRAL		0- 0		2- 0		1- 0
10- 5	1- 1		3- 2		CONFERENCE		2- 2		4- 0		1- 0
5- 2	1- 0		2- 1		HOME		1- 1		1- 0		0- 0
5- 3	0- 1		1- 1		AWAY		1- 1		3- 0		1- 0
0- 0	0- 0		0- 0		NEUTRAL		0- 0		0- 0		0- 0

RPI	S	Opponent	Score	RPI	S	Opponent	Score	RPI	S	Opponent	Score	RPI	S	Opponent	Score
6	H	Florida St.	93 94	33	A	Rutgers	77 67	66	A	Nebraska	65 74	111	H	Western Mi ch.	79 56
7	H	Ohio St.	103 89	41	H	Quinnipiac	83 67	66	H	Nebraska	74 92	119	A	Iowa St.	61 55
22	A	Maryland	64 80	43	A	Minnesota	72 77	67	A	Michigan St.	71 68	126	H	Northern Ill.	105 80
				43	H	Minnesota	92 84	78	H	Drake	79 66	138	N	Charlotte	77 64
				44	H	Western Ky.	104 97	84	H	Penn St.	80 76	146	H	Samford	80 59
				45	H	Purdue	70 76					152	A	UNI	71 47
				47	H	Michigan	82 72					183	A	Northwestern	70 61
				50	N	Elon	74 61					186	A	Wisconsin	56 46
												186	H	Wisconsin	88 61
												223	A	Illinois	84 71
												258	N	Morgan St.	90 46
												338	H	Ark.-Pine Bluff	85 45

LAST 12 Division I GAMES:															
				33	A	Rutgers	77 67	66	H	Nebraska	74 92				
				186	H	Wisconsin	88 61	7	H	Ohio St.	103 89				
				183	A	Northwestern	70 61	43	A	Minnesota	72 77				
				84	H	Penn St.	80 76	66	A	Nebraska	65 74				
				43	H	Minnesota	92 84	45	H	Purdue	70 76				
				67	A	Michigan St.	71 68	223	A	Illinois	84 71				

Non-Div I Games:

Iowa

Average RPI Win: 174

Average RPI Loss: 55

WON-LOST
RECORDWINNING
PCT. RANKLAST 10
GAMESSTRENGTH OF
SCHEDULEOPP. STRENGTH
OF SCHEDULETEAM
RPIADJ.
RPICONF.
RPIADJ CONF.
RPIDIV. I ONLY
DIV. I NON-CONF.12- 15
6- 5204
1534- 6
0- 048
16628
66119
152119
1524
54
5

TOTALS

RPI 1-25

RPI 26-50

W-L RECORDS

RPI 51-100

RPI 101-999

RPI 201+

12- 15

0- 6

0- 1

OVERALL

4- 6

8- 2

6- 0

7- 7

0- 3

0- 0

HOME

1- 4

6- 0

5- 0

4- 7

0- 3

0- 0

AWAY

3- 2

1- 2

1- 0

1- 1

0- 0

0- 1

NEUTRAL

0- 0

1- 0

0- 0

6- 5

0- 1

0- 1

NON-CONFERENCE

1- 1

5- 2

4- 0

5- 1

0- 1

0- 0

HOME

1- 0

4- 0

4- 0

0- 3

0- 0

0- 0

AWAY

0- 1

0- 2

0- 0

1- 1

0- 0

0- 1

NEUTRAL

0- 0

1- 0

0- 0

6- 10

0- 5

0- 0

CONFERENCE

3- 5

3- 0

2- 0

2- 6

0- 2

0- 0

HOME

0- 4

2- 0

1- 0

4- 4

0- 3

0- 0

AWAY

3- 1

1- 0

1- 0

0- 0

0- 0

0- 0

NEUTRAL

0- 0

0- 0

0- 0

RPI 1-25

RPI 26-50

RPI 51-100

RPI 101+

Team's RPI: 119

RPI	S	Opponent	Score
5	A	Bayl or	49 89
5	H	Bayl or	50 79
11	A	Texas	55 87
18	H	Iowa	55 61
24	A	Okl ahoma	71 80
24	H	Okl ahoma	69 74

RPI	S	Opponent	Score
26	N	Central Mich.	60 81

RPI	S	Opponent	Score
57	H	South Dakota	81 76
61	A	West Vi rgin i a	49 57
61	H	West Vi rgin i a	59 69
63	A	Okl ahoma St.	78 69
63	H	Okl ahoma St.	73 81
71	A	TCU	66 63
71	H	TCU	52 75
78	A	Drake	80 83
92	A	Kansas St.	80 45
92	H	Kansas St.	60 67

RPI	S	Opponent	Score
117	N	Tulane	67 64
135	A	Vanderbil t	74 77
145	H	Kansas	71 69
152	A	UNI	53 57
229	A	Texas Tech	66 54
229	H	Texas Tech	69 57
231	H	UC Ri versi de	89 66
238	H	Ni chol l s St.	75 47
283	H	UMKC	61 45
331	H	N. C. Central	99 58

LAST 12 Division I GAMES:

24	A	Okl ahoma	71 80	11	A	Texas	55 87
229	H	Texas Tech	69 57	63	A	Okl ahoma St.	78 69
71	A	TCU	66 63	61	H	West Vi rgin i a	59 69
63	H	Okl ahoma St.	73 81	5	H	Bayl or	50 79
92	A	Kansas St.	80 45	229	A	Texas Tech	66 54
71	H	TCU	52 75	92	H	Kansas St.	60 67

Non-Div I Games:

Iowa St.

Loss,
 Non-Conf,
 S Site,
 H Home
A Away
 N Neutral

Average RPI Win: 300		WON-LOST RECORD	WINNING PCT. RANK	LAST 10 GAMES	STRENGTH OF SCHEDULE	OPP. STRENGTH OF SCHEDULE	TEAM RPI	ADJ. RPI	CONF. RPI	ADJ. CONF. RPI
Average RPI Loss: 245										
DIV. I ONLY		9- 10	196	4- 6	349	347	307	307	32	32
DIV. I NON-CONF.		2- 3	214	0- 0	349	301	345	345	32	32
TOTALS		RPI 1-25	RPI 26-50	W-L RECORDS	RPI 51-100	RPI 101-999	RPI 201+			
9- 10	0- 0		0- 0	OVERALL	0- 0	9- 10	9- 7			
5- 3	0- 0		0- 0	HOME	0- 0	5- 3	5- 2			
4- 7	0- 0		0- 0	AWAY	0- 0	4- 0	4- 0			
0- 0	0- 0		0- 0	NEUTRAL	0- 0	0- 0	0- 0			
2- 3	0- 0		0- 0	NON-CONFERENCE	0- 0	2- 3	2- 2			
0- 1	0- 0		0- 0	HOME	0- 0	0- 1	0- 1			
2- 2	0- 0		0- 0	AWAY	0- 0	2- 2	2- 1			
0- 0	0- 0		0- 0	NEUTRAL	0- 0	0- 0	0- 0			
7- 7	0- 0		0- 0	CONFERENCE	0- 0	7- 7	7- 5			
5- 2	0- 0		0- 0	HOME	0- 0	5- 2	5- 1			
2- 5	0- 0		0- 0	AWAY	0- 0	2- 5	2- 4			
0- 0	0- 0		0- 0	NEUTRAL	0- 0	0- 0	0- 0			

RPI 1-25				RPI 26-50				RPI 51-100				RPI 101+				Team's RPI: 307	
RPI	S	Opponent	Score	RPI	S	Opponent	Score	RPI	S	Opponent	Score	RPI	S	Opponent	Score		
												187	A	Southern U.	76	86	
												187	H	Southern U.	58	68	
												201	A	Memphi s	53	64	
												228	A	Grambl ing	89	93	
												228	H	Grambl ing	82	70	
												238	H	Ni choll s St.	64	90	
												239	A	Texas Southern	66	71	
												239	H	Texas Southern	74	77	
												257	A	Prai rie View	73	85	
												257	H	Prai rie View	70	61	
												294	A	Al corn	74	51	
												294	H	Al corn	94	69	
												304	H	Al abama St.	70	61	
												316	H	Al abama A&M	59	43	
												326	A	Ill . -Chi cago	76	63	
												337	A	Sam Houston St.	68	74	
												338	A	Ark. -Pi ne Bl uff	60	54	
												341	A	Mi ssi ssi ppi Val .	61	72	
												345	A	Chi cago St.	87	69	
LAST 12 Division I GAMES:																	
				228	A	Grambl ing	89	93	341	A	Mi ssi ssi ppi Val .	61	72				
				257	A	Prai rie View	73	85	228	H	Grambl ing	82	70				
				239	A	Texas Southern	66	71	257	H	Prai rie View	70	61				
				187	H	Southern U.	58	68	239	H	Texas Southern	74	77				
				294	H	Al corn	94	69	187	A	Southern U.	76	86				
				338	A	Ark. -Pi ne Bl uff	60	54	294	A	Al corn	74	51				

[illegible]

Average RPI Win: 260	WON-LOST RECORD	WINNING PCT. RANK	LAST 10 GAMES	STRENGTH OF SCHEDULE	OPP. STRENGTH OF SCHEDULE	TEAM RPI	ADJ. RPI	CONF. RPI	ADJ. CONF. RPI
Average RPI Loss: 78									
DIV. I ONLY	18- 7	56	8- 2	270	215	99	99	23	23
DIV. I NON-CONF.	7- 5	132	0- 0	215	153	106	106	21	21

TOTALS	RPI 1-25	RPI 26-50	W-L RECORDS	RPI 51-100	RPI 101-999	RPI 201+			
18- 7	0- 2	0- 0	OVERALL	0- 3	18- 2	14- 0			
8- 1	0- 0	0- 0	HOME	0- 1	8- 0	7- 0			
9- 6	0- 2	0- 0	AWAY	0- 2	9- 2	6- 0			
1- 0	0- 0	0- 0	NEUTRAL	0- 0	1- 0	1- 0			
7- 5	0- 2	0- 0	NON-CONFERENCE	0- 1	7- 2	5- 0			
3- 0	0- 0	0- 0	HOME	0- 0	3- 0	3- 0			
3- 5	0- 2	0- 0	AWAY	0- 1	3- 2	1- 0			
1- 0	0- 0	0- 0	NEUTRAL	0- 0	1- 0	1- 0			
11- 2	0- 0	0- 0	CONFERENCE	0- 2	11- 0	9- 0			
5- 1	0- 0	0- 0	HOME	0- 1	5- 0	4- 0			
6- 1	0- 0	0- 0	AWAY	0- 1	6- 0	5- 0			
0- 0	0- 0	0- 0	NEUTRAL	0- 0	0- 0	0- 0			

RPI 1-25				RPI 26-50				RPI 51-100 Team's RPI: 99				RPI 101+			
RPI	S	Opponent	Score	RPI	S	Opponent	Score	RPI	S	Opponent	Score	RPI	S	Opponent	Score
6	A	Florida St.	50 82					55	A	FGCU	58 63	112	A	Bethune-Cookman	68 58
20	A	NC State	44 64					55	H	FGCU	63 65	141	A	South Ala.	60 58
								81	A	Alabama	60 75	158	A	Florida	59 69
												168	A	Troy	88 89
												178	A	Stetson	61 54
												178	H	Stetson	73 63
												238	A	Nicholls St.	69 61
												243	N	Northern Ky.	61 49
												252	A	North Florida	66 48
												260	A	Lipscomb	70 63
												260	H	Lipscomb	70 48
												291	A	USC Upstate	71 45
												291	H	USC Upstate	65 49
												292	A	Kennesaw St.	67 49
												292	H	Kennesaw St.	84 49
												302	H	Monmouth	74 65
												335	A	NJIT	88 58
												335	H	NJIT	73 53
												336	H	Iona	71 62
												343	H	Savannah St.	74 46
LAST 12 Division I GAMES:															
335	H	NJIT	73 53	178	H	Stetson	73 63								
291	H	USC Upstate	65 49	55	A	FGCU	58 63								
260	A	Lipscomb	70 63	291	A	USC Upstate	71 45								
292	A	Kennesaw St.	67 49	335	A	NJIT	88 58								
178	A	Stetson	61 54	292	H	Kennesaw St.	84 49								
55	H	FGCU	63 65	260	H	Lipscomb	70 48								

Non-Div I Games: Flagler 79 52 Edward Waters 79 58 Webber Int'l 64 43

Jacksonville

Average RPI Win:	271	WON-LOST	WINNING	LAST 10	STRENGTH OF	OPP. STRENGTH	TEAM	ADJ.	CONF.	ADJ CONF.
Average RPI Loss:	159	RECORD	PCT. RANK	GAMES	SCHEDULE	OF SCHEDULE	RPI	RPI	RPI	RPI
DIV. I ONLY	15- 11	132	5- 5	254	303	180	180	25	25	
DIV. I NON-CONF.	4- 5	202	0- 0	249	197	209	209	27	27	

TOTALS	RPI 1-25	RPI 26-50	W-L RECORDS	RPI 51-100	RPI 101-999	RPI 201+				
15- 11	0- 1	0- 0	OVERALL	0- 3	15- 7	12- 3				
8- 4	0- 1	0- 0	HOME	0- 1	8- 2	7- 1				
6- 7	0- 0	0- 0	AWAY	0- 2	6- 1	5- 0				
1- 0	0- 0	0- 0	NEUTRAL	0- 0	1- 0	0- 0				
4- 5	0- 1	0- 0	NON-CONFERENCE	0- 1	4- 3	3- 1				
2- 1	0- 1	0- 0	HOME	0- 0	2- 0	2- 0				
1- 4	0- 0	0- 0	AWAY	0- 1	1- 3	1- 1				
1- 0	0- 0	0- 0	NEUTRAL	0- 0	1- 0	0- 0				
11- 6	0- 0	0- 0	CONFERENCE	0- 2	11- 4	9- 2				
6- 3	0- 0	0- 0	HOME	0- 1	6- 2	5- 1				
5- 3	0- 0	0- 0	AWAY	0- 1	5- 2	4- 1				
0- 0	0- 0	0- 0	NEUTRAL	0- 0	0- 0	0- 0				

RPI 1-25				RPI 26-50				RPI 51-100				RPI 101+ Team's RPI: 180			
RPI	S	Opponent	Score	RPI	S	Opponent	Score	RPI	S	Opponent	Score	RPI	S	Opponent	Score
6	H	Florida St.	51 75					68	A	Bel mont	55 71	103	A	Seton Hall	54 73
								68	H	Bel mont	35 66	136	A	Clemson	45 53
								87	A	Mi ami (OH)	55 58	148	A	SIUE	41 65
												185	N	East Carolina	82 73
												193	H	UT Martin	57 61
												199	A	Morehead St.	67 65
												199	H	Morehead St.	70 64
												220	H	Southeast Mo. St.	55 48
												227	A	New Orleans	59 54
												242	A	Austin Peay	51 50
												242	H	Austin Peay	65 47
												300	A	Murray St.	59 55
												300	H	Murray St.	97 65
												308	A	Eastern Ky.	44 48
												308	H	Eastern Ky.	65 51
												314	H	Tennessee Tech	58 60
												315	A	Georgi a St.	41 55
												316	H	Al abama A&M	49 33
												327	H	Rhode Isl and	63 53
												328	A	Tennessee St.	75 56
												328	H	Tennessee St.	62 61
												347	A	Eastern Ill.	59 50

LAST 12 Division I GAMES:															
				68	H	Belmont	35 66	347	A	Eastern Ill.	59 50				
				242	A	Austin Peay	51 50	220	H	Southeast Mo. St.	55 48				
				300	A	Murray St.	59 55	193	H	UT Martin	57 61				
				328	H	Tennessee St.	62 61	308	A	Eastern Ky.	44 48				
				314	H	Tennessee Tech	58 60	199	A	Morehead St.	67 65				
				148	A	SIUE	41 65	242	H	Austin Peay	65 47				

Non-Div I Games: Stillman 93 38 Brewton-Parker 103 44

Jacksonville St.

■ Loss,
 ■ Non-Conf,
 ■ S Site,
 ■ Home
 ■ Away
 N Neutral

Average RPI Win:	205	WON-LOST	WINNING	LAST 10	STRENGTH OF	OPP. STRENGTH	TEAM	ADJ.	CONF.	ADJ CONF.
Average RPI Loss:	46	RECORD	PCT. RANK	GAMES	SCHEDULE	OF SCHEDULE	RPI	RPI	RPI	RPI
DIV. I ONLY	18- 8	71	9- 1	101	99	72	72	10	10	
DIV. I NON-CONF.	4- 7	226	0- 0	58	22	159	159	11	11	

TOTALS	RPI 1-25	RPI 26-50	W-L RECORDS	RPI 51-100	RPI 101-999	RPI 201+				
18- 8	0- 3	1- 3	OVERALL	2- 1	15- 1	11- 0				
10- 3	0- 1	1- 1	HOME	2- 0	7- 1	6- 0				
8- 4	0- 1	0- 2	AWAY	0- 1	8- 0	5- 0				
0- 1	0- 1	0- 0	NEUTRAL	0- 0	0- 0	0- 0				
4- 7	0- 3	0- 2	NON-CONFERENCE	1- 1	3- 1	3- 0				
3- 3	0- 1	0- 1	HOME	1- 0	2- 1	2- 0				
1- 3	0- 1	0- 1	AWAY	0- 1	1- 0	1- 0				
0- 1	0- 1	0- 0	NEUTRAL	0- 0	0- 0	0- 0				
14- 1	0- 0	1- 1	CONFERENCE	1- 0	12- 0	8- 0				
7- 0	0- 0	1- 0	HOME	1- 0	5- 0	4- 0				
7- 1	0- 0	0- 1	AWAY	0- 0	7- 0	4- 0				
0- 0	0- 0	0- 0	NEUTRAL	0- 0	0- 0	0- 0				

RPI 1-25				RPI 26-50				RPI 51-100				Team's RPI : 72				RPI 101+			
RPI	S	Opponent	Score	RPI	S	Opponent	Score	RPI	S	Opponent	Score	RPI	S	Opponent	Score	RPI	S	Opponent	Score
6	H	Florida St.	63 79	29	A	Dayton	54 82	53	H	Drexel	56 48	127	A	Delaware	56 53				
10	A	Tennessee	60 89	33	H	Rutgers	63 76	54	A	St. John's (NY)	64 81	139	A	Northeastern	60 57				
23	N	Villanova	57 60	50	A	Elon	43 50	89	H	Liberty	58 47	139	H	Northeastern	72 43				
				50	H	Elon	70 67					153	A	William & Mary	86 41				
												162	H	Saint Joseph's	66 73				
												237	A	Hofstra	55 42				
												237	H	Hofstra	73 56				
												253	A	Col. of Charleston	67 45				
												253	H	Col. of Charleston	67 53				
												259	A	UNCW	63 48				
												259	H	UNCW	65 48				
												270	A	Towson	64 55				
												270	H	Towson	69 45				
												287	H	Bryant	67 36				
												289	A	Vermont	68 56				
												334	H	Wagner	68 45				
LAST 12 Division I GAMES:																			
259	H	UNCW	65 48	253	H	Col. of Charleston	67 53												
127	A	Delaware	56 53	237	H	Hofstra	73 56												
270	A	Towson	64 55	259	A	UNCW	63 48												
139	H	Northeastern	72 43	253	A	Col. of Charleston	67 45												
50	A	Elon	43 50	50	H	Elon	70 67												
153	A	William & Mary	86 41	53	H	Drexel	56 48												

Average RPI Win: 197

Average RPI Loss: 60

WON-LOST
RECORDWINNING
PCT. RANKLAST 10
GAMESSTRENGTH OF
SCHEDULEOPP. STRENGTH
OF SCHEDULETEAM
RPIADJ.
RPICONF.
RPIADJ CONF.
RPI

DIV. I ONLY	12- 15	204	1- 9	62	64	145	145	4	4
DIV. I NON-CONF.	9- 2	33	0- 0	236	255	100	100	5	5

TOTALS	RPI 1-25	RPI 26-50	W-L RECORDS	RPI 51-100	RPI 101-999	RPI 201+			
12- 15	0- 6	0- 0	OVERALL	3- 7	9- 2	7- 1			
10- 7	0- 3	0- 0	HOME	3- 3	7- 1	5- 1			
2- 8	0- 3	0- 0	AWAY	0- 4	2- 1	2- 0			
0- 0	0- 0	0- 0	NEUTRAL	0- 0	0- 0	0- 0			
9- 2	0- 0	0- 0	NON-CONFERENCE	1- 2	8- 0	6- 0			
8- 1	0- 0	0- 0	HOME	1- 1	7- 0	5- 0			
1- 1	0- 0	0- 0	AWAY	0- 1	1- 0	1- 0			
0- 0	0- 0	0- 0	NEUTRAL	0- 0	0- 0	0- 0			
3- 13	0- 6	0- 0	CONFERENCE	2- 5	1- 2	1- 1			
2- 6	0- 3	0- 0	HOME	2- 2	0- 1	0- 1			
1- 7	0- 3	0- 0	AWAY	0- 3	1- 1	1- 0			
0- 0	0- 0	0- 0	NEUTRAL	0- 0	0- 0	0- 0			

RPI 1-25				RPI 26-50				RPI 51-100				RPI 101+ Team's RPI: 145			
RPI	S	Opponent	Score	RPI	S	Opponent	Score	RPI	S	Opponent	Score	RPI	S	Opponent	Score
5	A	Bayl or	51 88					54	A	St. John's (NY)	53 65	116	H	Arkansas	71 60
5	H	Bayl or	48 83					61	A	West Vi rgi ni a	46 76	118	H	Yale	81 75
11	A	Texas	62 79					61	H	West Vi rgi ni a	54 74	119	A	Iowa St.	69 71
11	H	Texas	41 55					63	A	Okl ahoma St.	63 92	220	H	Southeast Mo. St.	51 50
24	A	Okl ahoma	64 97					63	H	Okl ahoma St.	66 59	229	A	Texas Tech	60 47
24	H	Okl ahoma	52 72					66	H	Nebraska	49 66	229	H	Texas Tech	56 68
								71	A	TCU	66 76	239	H	Texas Southern	72 37
								71	H	TCU	86 77	261	H	Campbell	66 48
								91	H	Rice	73 65	283	H	UMKC	63 48
								92	H	Kansas St.	59 63	333	H	Delaware St.	81 49
												336	A	Iona	72 58
LAST 12 Division I GAMES:															
63	H	Okl ahoma St.	66 59	92	H	Kansas St.	59 63								
5	A	Bayl or	51 88	24	A	Okl ahoma	64 97								
61	A	West Vi rgi ni a	46 76	71	A	TCU	66 76								
24	H	Okl ahoma	52 72	229	H	Texas Tech	56 68								
63	A	Okl ahoma St.	63 92	11	A	Texas	62 79								
11	H	Texas	41 55	61	H	West Vi rgi ni a	54 74								

Non-Div I Games:

Kansas

Loss,
Non-Conf,
S Site,
H Home
A Away
N Neutral

Average RPI Win: 171

Average RPI Loss: 46

WON-LOST
RECORDWINNING
PCT. RANKLAST 10
GAMESSTRENGTH OF
SCHEDULEOPP. STRENGTH
OF SCHEDULETEAM
RPIADJ.
RPICONF.
RPIADJ CONF.
RPI

DIV. I ONLY	13- 14	189	2- 8	18	65	92	92	4	4
DIV. I NON-CONF.	8- 3	65	0- 0	100	249	80	80	5	5
<hr/>									
TOTALS	RPI 1-25	RPI 26-50	W-L RECORDS	RPI 51-100	RPI 101-999	RPI 201+			
13- 14	0- 8	0- 0	OVERALL	3- 4	10- 2	5- 0			
8- 7	0- 3	0- 0	HOME	1- 2	7- 2	4- 0			
4- 6	0- 4	0- 0	AWAY	1- 2	3- 0	1- 0			
1- 1	0- 1	0- 0	NEUTRAL	1- 0	0- 0	0- 0			
8- 3	0- 2	0- 0	NON-CONFERENCE	1- 0	7- 1	4- 0			
6- 1	0- 0	0- 0	HOME	0- 0	6- 1	3- 0			
1- 1	0- 1	0- 0	AWAY	0- 0	1- 0	1- 0			
1- 1	0- 1	0- 0	NEUTRAL	1- 0	0- 0	0- 0			
5- 11	0- 6	0- 0	CONFERENCE	2- 4	3- 1	1- 0			
2- 6	0- 3	0- 0	HOME	1- 2	1- 1	1- 0			
3- 5	0- 3	0- 0	AWAY	1- 2	2- 0	0- 0			
0- 0	0- 0	0- 0	NEUTRAL	0- 0	0- 0	0- 0			

RPI	S	Opponent	Score
5	A	Bayl or	50 75
5	H	Bayl or	58 88
9	N	UCLA	55 64
11	A	Texas	54 76
11	H	Texas	64 75
12	A	Missouri	59 73
24	A	Okl ahoma	49 68
24	H	Okl ahoma	71 76

RPI	S	Opponent	Score
-----	---	----------	-------

RPI	S	Opponent	Score
61	A	West Virginia	60 52
61	H	West Virginia	66 75
63	A	Oklahoma St.	68 76
63	H	Oklahoma St.	80 64
71	A	TCU	70 87
71	H	TCU	63 68
84	N	Penn St.	70 65

RPI	S	Opponent	Score
108	H	Little Rock	66 51
109	H	SFA	74 49
119	A	Iowa St.	67 60
119	H	Iowa St.	45 80
145	A	Kansas	63 59
152	H	UNI	71 72
159	H	UT Arlington	70 56
215	A	North Texas	55 54
229	H	Texas Tech	83 69
241	H	Omaha	81 60
342	H	Florida A&M	81 57
345	H	Chicago St.	99 51

LAST 12 Division I GAMES:

61	H	West Virginia	66 75	145	A	Kansas	63 59
71	A	TCU	70 87	71	H	TCU	63 68
11	A	Texas	54 76	5	A	Bayl or	50 75
229	H	Texas Tech	83 69	24	H	Oklahoma	71 76
119	H	Iowa St.	45 80	63	H	Oklahoma St.	80 64
24	A	Oklahoma	49 68	119	A	Iowa St.	67 60

Non-Div I Games:

Kansas St.

Average RPI Win:	291	WON-LOST	WINNING	LAST 10	STRENGTH OF	OPP. STRENGTH	TEAM	ADJ.	CONF.	ADJ CONF.
Average RPI Loss:	155	RECORD	PCT. RANK	GAMES	SCHEDULE	OF SCHEDULE	RPI	RPI	RPI	RPI
DIV. I ONLY	6- 17	292	3- 7	262	199	292	292	23	23	
DIV. I NON-CONF.	3- 7	254	0- 0	257	97	245	245	21	21	

TOTALS	RPI 1-25	RPI 26-50	W-L RECORDS	RPI 51-100	RPI 101-999	RPI 201+				
6- 17	0- 1	0- 0	OVERALL	0- 6	6- 10	5- 5				
3- 6	0- 0	0- 0	HOME	0- 2	3- 4	2- 3				
3- 9	0- 0	0- 0	AWAY	0- 3	3- 6	3- 2				
0- 2	0- 1	0- 0	NEUTRAL	0- 1	0- 0	0- 0				
3- 7	0- 1	0- 0	NON-CONFERENCE	0- 2	3- 4	3- 0				
1- 1	0- 0	0- 0	HOME	0- 0	1- 1	1- 0				
2- 4	0- 0	0- 0	AWAY	0- 1	2- 3	2- 0				
0- 2	0- 1	0- 0	NEUTRAL	0- 1	0- 0	0- 0				
3- 10	0- 0	0- 0	CONFERENCE	0- 4	3- 6	2- 5				
2- 5	0- 0	0- 0	HOME	0- 2	2- 3	1- 3				
1- 5	0- 0	0- 0	AWAY	0- 2	1- 3	1- 2				
0- 0	0- 0	0- 0	NEUTRAL	0- 0	0- 0	0- 0				

RPI 1-25				RPI 26-50				RPI 51-100				RPI 101+ Team's RPI: 292			
RPI	S	Opponent	Score	RPI	S	Opponent	Score	RPI	S	Opponent	Score	RPI	S	Opponent	Score
22	N	Maryland	35 89					55	A	FGCU	51 78	136	A	Clemson	28 41
								55	H	FGCU	57 78	144	A	Ole Miss	63 92
								69	A	Georgia Tech	48 86	175	A	Furman	59 78
								80	N	Maine	39 75	178	A	Stetson	53 96
								99	A	Jacksonville	49 84	178	H	Stetson	66 49
								99	H	Jacksonville	49 67	185	H	East Carolina	56 66
												251	A	Presbyterian	60 51
												252	A	North Florida	72 77
												252	H	North Florida	44 68
												260	H	Lipscomb	62 64
												291	A	USC Upstate	61 65
												291	H	USC Upstate	64 70
												315	H	Georgia St.	71 61
												329	A	Ga. Southern	60 58
												335	A	NJIT	61 58
												335	H	NJIT	80 65

LAST 12 Division I GAMES:															
				55	A	FGCU	51 78	335	H	NJIT	80 65				
				178	A	Stetson	53 96	291	A	USC Upstate	61 65				
				252	H	North Florida	44 68	178	H	Stetson	66 49				
				99	H	Jacksonville	49 67	55	H	FGCU	57 78				
				335	A	NJIT	61 58	99	A	Jacksonville	49 84				
				291	H	USC Upstate	64 70	252	A	North Florida	72 77				

Non-Div I Games: Middle Ga. St. 81 65

Kennesaw St.

Average RPI Win:	212	WON-LOST	WINNING	LAST 10	STRENGTH OF	OPP. STRENGTH	TEAM	ADJ.	CONF.	ADJ CONF.
Average RPI Loss:	87	RECORD	PCT. RANK	GAMES	SCHEDULE	OF SCHEDULE	RPI	RPI	RPI	RPI
DIV. I ONLY	11- 16	225	2- 8	120	89	160	160	7	7	
DIV. I NON-CONF.	7- 5	132	0- 0	151	121	107	107	8	8	

TOTALS	RPI 1-25	RPI 26-50	W-L RECORDS	RPI 51-100	RPI 101-999	RPI 201+				
11- 16	0- 2	0- 4	OVERALL	1- 4	10- 6	5- 2				
3- 6	0- 0	0- 1	HOME	0- 2	3- 3	2- 0				
6- 7	0- 0	0- 0	AWAY	1- 1	5- 1	2- 0				
2- 3	0- 1	0- 1	NEUTRAL	0- 1	2- 0	1- 0				
7- 5	0- 1	0- 2	NON-CONFERENCE	0- 1	7- 1	4- 0				
1- 1	0- 0	0- 0	HOME	0- 0	1- 1	1- 0				
4- 1	0- 0	0- 1	AWAY	0- 0	4- 0	2- 0				
2- 3	0- 1	0- 1	NEUTRAL	0- 1	2- 0	1- 0				
4- 11	0- 1	0- 2	CONFERENCE	1- 3	3- 5	1- 2				
2- 5	0- 0	0- 1	HOME	0- 2	2- 2	1- 0				
2- 6	0- 1	0- 1	AWAY	1- 1	1- 3	0- 2				
0- 0	0- 0	0- 0	NEUTRAL	0- 0	0- 0	0- 0				

RPI 1-25				RPI 26-50				RPI 51-100				RPI 101+ Team's RPI: 160			
RPI	S	Opponent	Score	RPI	S	Opponent	Score	RPI	S	Opponent	Score	RPI	S	Opponent	Score
14	N	Stanford	54 79	26	A	Central Mi ch.	84 88	55	N	FGCU	62 80	110	H	Wright St.	60 72
15	A	Buffalo	42 80	39	H	Ball St.	58 79	60	A	Toledo	62 55	111	H	Western Mi ch.	61 66
				47	A	Mi chi gan	41 54	85	A	Ohio	78 79	126	A	Northern Ill.	79 81
				48	N	Gonzaga	57 77	85	H	Ohio	65 78	126	H	Northern Ill.	62 72
								87	H	Mi ami (OH)	59 65	133	A	Robert Morris	46 31
												170	A	Youngstown St.	55 44
												200	A	Eastern Mi ch.	67 60
												200	H	Eastern Mi ch.	76 69
												201	N	Memphis	70 55
												209	A	Bowling Green	50 60
												209	H	Bowling Green	81 57
												214	A	Akron	60 75
												243	A	Northern Ky.	59 54
												290	N	Southeastern La.	81 60
												308	A	Eastern Ky.	65 57
												323	H	Detroit Mercy	82 74

LAST 12 Division I GAMES:															
				85	A	Ohio	78 79	214	A	Akron	60 75				
				87	H	Mi ami (OH)	59 65	60	A	Toledo	62 55				
				85	H	Ohio	65 78	39	H	Ball St.	58 79				
				15	A	Buffalo	42 80	209	A	Bowling Green	50 60				
				126	H	Northern Ill.	62 72	26	A	Central Mi ch.	84 88				
				209	H	Bowling Green	81 57	200	H	Eastern Mi ch.	76 69				

Non-Div I Games:

Kent St.

Average RPI	Win:	201	WON-LOST	WINNING	LAST 10	STRENGTH OF	OPP. STRENGTH	TEAM	ADJ.	CONF.	ADJ CONF.
Average RPI	Loss:	36	RECORD	PCT. RANK	GAMES	SCHEDULE	OF SCHEDULE	RPI	RPI	RPI	RPI
DIV. I ONLY		13- 15		197	4- 6	27	52	95	95	2	2
DIV. I NON-CONF.		8- 6		143	0- 0	120	127	119	119	2	2

TOTALS	RPI 1-25		RPI 26-50		W-L RECORDS	RPI 51-100		RPI 101-999		RPI 201+	
13- 15	0- 9		0- 3		OVERALL	2- 1		11- 2		6- 0	
9- 6	0- 4		0- 2		HOME	1- 0		8- 0		5- 0	
4- 9	0- 5		0- 1		AWAY	1- 1		3- 2		1- 0	
0- 0	0- 0		0- 0		NEUTRAL	0- 0		0- 0		0- 0	
8- 6	0- 2		0- 2		NON-CONFERENCE	1- 1		7- 1		6- 0	
6- 2	0- 1		0- 1		HOME	0- 0		6- 0		5- 0	
2- 4	0- 1		0- 1		AWAY	1- 1		1- 1		1- 0	
0- 0	0- 0		0- 0		NEUTRAL	0- 0		0- 0		0- 0	
5- 9	0- 7		0- 1		CONFERENCE	1- 0		4- 1		0- 0	
3- 4	0- 3		0- 1		HOME	1- 0		2- 0		0- 0	
2- 5	0- 4		0- 0		AWAY	0- 0		2- 1		0- 0	
0- 0	0- 0		0- 0		NEUTRAL	0- 0		0- 0		0- 0	

RPI 1-25				RPI 26-50				RPI 51-100 Team's RPI: 95				RPI 101+			
RPI	S	Opponent	Score	RPI	S	Opponent	Score	RPI	S	Opponent	Score	RPI	S	Opponent	Score
3	A	Mississippi St.	55 74	27	H	Georgia	42 56	55	A	FGCU	64 70	104	H	Auburn	65 48
4	H	Louisville	63 87	36	H	California	52 62	81	H	Alabama	79 54	116	A	Arkansas	76 65
5	A	Baylor	63 90	46	A	Miami (FL)	54 65	98	A	Washington St.	73 68	116	H	Arkansas	78 57
10	H	Tennessee	49 63									120	A	Middle Tenn.	57 62
12	A	Missouri	78 83									135	A	Vanderbilt	55 70
17	A	South Carolina	63 81									158	A	Florida	56 53
17	H	South Carolina	64 81									199	H	Morehead St.	86 53
21	A	Texas A&M	70 74									232	H	Gardner-Webb	72 34
25	H	LSU	70 72									245	A	Montana	71 54

LAST 12 Division I GAMES:															
17	A	South Carolina	63 81	116	A	Arkansas	76 65	81	H	Alabama	79 54	17	H	South Carolina	64 81
116	H	Arkansas	78 57	135	A	Vanderbilt	55 70	158	A	Florida	56 53	27	H	Georgia	42 56
3	A	Mississippi St.	55 74												
12	A	Missouri	78 83												
25	H	LSU	70 72												
104	H	Auburn	65 48												

Non-Div I Games:

Kentucky

Average RPI Win:	297	WON-LOST	WINNING	LAST 10	STRENGTH OF	OPP. STRENGTH	TEAM	ADJ.	CONF.	ADJ CONF.
Average RPI Loss:	183	RECORD	PCT. RANK	GAMES	SCHEDULE	OF SCHEDULE	RPI	RPI	RPI	RPI
DIV. I ONLY	9- 16	245	3- 7	292	325	286	286	29	29	
DIV. I NON-CONF.	4- 7	226	0- 0	277	286	266	266	29	29	

TOTALS	RPI 1-25	RPI 26-50	W-L RECORDS	RPI 51-100	RPI 101-999	RPI 201+				
9- 16	0- 0	0- 1	OVERALL	0- 1	9- 14	8- 7				
5- 7	0- 0	0- 1	HOME	0- 1	5- 5	4- 3				
4- 9	0- 0	0- 0	AWAY	0- 0	4- 0	4- 0				
0- 0	0- 0	0- 0	NEUTRAL	0- 0	0- 0	0- 0				
4- 7	0- 0	0- 1	NON-CONFERENCE	0- 1	4- 5	3- 2				
2- 3	0- 0	0- 1	HOME	0- 1	2- 1	1- 1				
2- 4	0- 0	0- 0	AWAY	0- 0	2- 4	2- 1				
0- 0	0- 0	0- 0	NEUTRAL	0- 0	0- 0	0- 0				
5- 9	0- 0	0- 0	CONFERENCE	0- 0	5- 9	5- 5				
3- 4	0- 0	0- 0	HOME	0- 0	3- 4	3- 2				
2- 5	0- 0	0- 0	AWAY	0- 0	2- 5	2- 3				
0- 0	0- 0	0- 0	NEUTRAL	0- 0	0- 0	0- 0				

RPI 1-25				RPI 26-50				RPI 51-100				RPI 101+ Team's RPI: 286			
RPI	S	Opponent	Score	RPI	S	Opponent	Score	RPI	S	Opponent	Score	RPI	S	Opponent	Score
				47	H	Michigan	49 86	82	H	Navy	47 79	101	A	George Mason	70 73
												118	A	Yale	51 62
												122	A	Saint Francis (PA)	71 101
												122	H	Saint Francis (PA)	54 85
												133	A	Robert Morris	53 60
												133	H	Robert Morris	44 55
												164	A	Army West Point	37 71
												196	H	Lehigh	72 69
												224	A	Lafayette	53 69
												255	H	Manhattan	38 72
												266	A	St. Francis Brooklyn	54 64
												266	H	St. Francis Brooklyn	61 59
												267	H	Fairleigh Dickinson	49 61
												269	H	Sacred Heart	46 50
												287	A	Bryant	56 75
												288	A	Mt. St. Mary's	61 59
												288	H	Mt. St. Mary's	53 48
												295	A	Central Conn. St.	61 54
												320	A	UMBC	66 52
												334	A	Wagner	44 52
												334	H	Wagner	74 69
												335	A	NJIT	67 49
												348	H	Saint Peter's	57 46
LAST 12 Division I GAMES:															
266	A	St. Francis Brooklyn	54 64	269	H	Sacred Heart	46 50								
122	H	Saint Francis (PA)	54 85	295	A	Central Conn. St.	61 54								
133	H	Robert Morris	44 55	287	A	Bryant	56 75								
334	A	Wagner	44 52	288	H	Mt. St. Mary's	53 48								
288	A	Mt. St. Mary's	61 59	334	H	Wagner	74 69								
267	H	Fairleigh Dickinson	49 61	122	A	Saint Francis (PA)	71 101								

Non-Div I Games:

LIU Brooklyn

Average RPI Win:	136	WON-LOST	WINNING	LAST 10	STRENGTH OF	OPP. STRENGTH	TEAM	ADJ.	CONF.	ADJ CONF.
Average RPI Loss:	39	RECORD	PCT. RANK	GAMES	SCHEDULE	OF SCHEDULE	RPI	RPI	RPI	RPI
DIV. I ONLY	18- 7	56	8- 2	53	12	25	25	2	2	
DIV. I NON-CONF.	8- 3	65	0- 0	150	70	55	55	2	2	

TOTALS	RPI 1-25	RPI 26-50	W-L RECORDS	RPI 51-100	RPI 101-999	RPI 201+				
18- 7	3- 4	1- 1	OVERALL	1- 1	13- 1	4- 0				
10- 1	2- 1	1- 0	HOME	0- 0	7- 0	3- 0				
7- 5	1- 2	0- 1	AWAY	1- 1	5- 1	1- 0				
1- 1	0- 1	0- 0	NEUTRAL	0- 0	1- 0	0- 0				
8- 3	0- 2	0- 1	NON-CONFERENCE	0- 0	8- 0	4- 0				
4- 0	0- 0	0- 0	HOME	0- 0	4- 0	3- 0				
3- 2	0- 1	0- 1	AWAY	0- 0	3- 0	1- 0				
1- 1	0- 1	0- 0	NEUTRAL	0- 0	1- 0	0- 0				
10- 4	3- 2	1- 0	CONFERENCE	1- 1	5- 1	0- 0				
6- 1	2- 1	1- 0	HOME	0- 0	3- 0	0- 0				
4- 3	1- 1	0- 0	AWAY	1- 1	2- 1	0- 0				
0- 0	0- 0	0- 0	NEUTRAL	0- 0	0- 0	0- 0				

RPI	S	Opponent	Score	RPI	S	Opponent	Score	RPI	S	Opponent	Score	RPI	S	Opponent	Score
3	H	Mississippi St.	70 83	27	H	Georgia	71 60	81	A	Alabama	51 65	104	A	Auburn	62 70
10	H	Tennessee	70 59	37	A	Northern Colo.	50 58	95	A	Kentucky	72 70	104	H	Auburn	59 56
11	N	Texas	66 75									108	A	Little Rock	56 37
12	A	Missouri	69 65									116	A	Arkansas	62 57
19	A	South Fla.	55 61									117	A	Tulane	73 50
21	A	Texas A&M	59 69									131	N	Saint Louis	71 59
21	H	Texas A&M	80 78									135	H	Vanderbilt	85 65
												144	H	Ole Miss	84 55
												158	A	Florida	66 59
												176	H	Louisiana	60 45
												229	A	Texas Tech	48 40
												238	H	Nicholls St.	65 50
												290	H	Southeastern La.	84 56
												337	H	Sam Houston St.	71 58
LAST 12 Division I GAMES:															
116	A	Arkansas	62 57	10	H	Tennessee	70 59								
144	H	Ole Miss	84 55	21	A	Texas A&M	59 69								
21	H	Texas A&M	80 78	104	H	Auburn	59 56								
104	A	Auburn	62 70	158	A	Florida	66 59								
95	A	Kentucky	72 70	81	A	Alabama	51 65								
27	H	Georgia	71 60	3	H	Mississippi St.	70 83								

Non-Div I Games:

LSU

Average RPI Win: 209

Average RPI Loss: 146

WON-LOST
RECORDWINNING
PCT. RANKLAST 10
GAMESSTRENGTH OF
SCHEDULEOPP. STRENGTH
OF SCHEDULETEAM
RPIADJ.
RPICONF.
RPIADJ CONF.
RPIDIV. I ONLY
DIV. I NON-CONF.8- 20
5- 8281
2202- 8
0- 0146
107160
198240
154240
15412
1012
10

TOTALS

RPI 1-25

RPI 26-50

W-L RECORDS

RPI 51-100

RPI 101-999

RPI 201+

8- 20

0- 1

0- 1

OVERALL

1- 6

7- 12

4- 6

4- 8

0- 1

0- 1

HOME

1- 0

3- 6

2- 2

3- 12

0- 0

0- 0

AWAY

0- 6

3- 6

2- 4

1- 0

0- 0

0- 0

NEUTRAL

0- 0

1- 0

0- 0

5- 8

0- 1

0- 0

NON-CONFERENCE

1- 3

4- 4

2- 2

1- 3

0- 1

0- 0

HOME

1- 0

0- 2

0- 1

3- 5

0- 0

0- 0

AWAY

0- 3

3- 2

2- 1

1- 0

0- 0

0- 0

NEUTRAL

0- 0

1- 0

0- 0

3- 12

0- 0

0- 1

CONFERENCE

0- 3

3- 8

2- 4

3- 5

0- 0

0- 1

HOME

0- 0

3- 4

2- 1

0- 7

0- 0

0- 0

AWAY

0- 3

0- 4

0- 3

0- 0

0- 0

0- 0

NEUTRAL

0- 0

0- 0

0- 0

RPI 1-25

RPI 26-50

RPI 51-100

RPI 101+

Team's RPI: 240

RPI	S	Opponent	Score
23	H	Villanova	49 76

RPI	S	Opponent	Score
29	H	Dayton	47 76

RPI	S	Opponent	Score
53	A	Drexel	54 79
58	A	American	48 66
59	A	Fordham	45 66
70	A	Duquesne	50 78
73	A	Harvard	61 70
74	H	Penn	66 59
88	A	George Washington	45 60

RPI	S	Opponent	Score
101	H	George Mason	56 69
131	H	Saint Louis	87 76
162	A	Saint Joseph's	49 70
162	H	Saint Joseph's	64 75
170	H	Davidson	51 58
182	N	New Hampshire	59 51
186	A	Wisconsin	60 71
190	H	Temple	52 69
196	A	Lehigh	69 61
211	A	Richmond	51 77
211	H	Richmond	57 60
215	A	North Texas	44 70
224	A	Lafayette	74 47
248	H	St. Bonaventure	66 63
267	A	Massachusetts	66 69
273	H	Rider	55 76
282	H	VCU	62 57
327	A	Rhode Island	63 72
333	A	Delaware St.	71 48

LAST 12 Division I GAMES:

170	H	Davidson	51 58	88	A	George Washington	45 60
162	A	Saint Joseph's	49 70	162	H	Saint Joseph's	64 75
59	A	Fordham	45 66	282	H	VCU	62 57
211	H	Richmond	57 60	327	A	Rhode Island	63 72
131	H	Saint Louis	87 76	70	A	Duquesne	50 78
267	A	Massachusetts	66 69	248	H	St. Bonaventure	66 63

Non-Div I Games:

La Salle

Loss,
 Non-Conf, S Site,
 H Home
A Away
 N Neutral

Average RPI Win:	289	WON-LOST	WINNING	LAST 10	STRENGTH OF	OPP. STRENGTH	TEAM	ADJ.	CONF.	ADJ CONF.
Average RPI Loss:	188	RECORD	PCT. RANK	GAMES	SCHEDULE	OF SCHEDULE	RPI	RPI	RPI	RPI
DIV. I ONLY	2- 21	339	0- 10	226	283	339	339	22	22	
DIV. I NON-CONF.	1- 8	313	0- 0	272	323	339	339	23	23	

TOTALS	RPI 1-25	RPI 26-50	W-L RECORDS	RPI 51-100	RPI 101-999	RPI 201+				
2- 21	0- 0	0- 0	OVERALL	0- 2	2- 19	2- 7				
2- 8	0- 0	0- 0	HOME	0- 0	2- 8	2- 3				
0- 13	0- 0	0- 0	AWAY	0- 1	0- 3	0- 1				
0- 0	0- 0	0- 0	NEUTRAL	0- 0	0- 0	0- 0				
1- 8	0- 0	0- 0	NON-CONFERENCE	0- 2	1- 6	1- 4				
1- 2	0- 0	0- 0	HOME	0- 0	1- 2	1- 2				
0- 6	0- 0	0- 0	AWAY	0- 2	0- 4	0- 2				
0- 0	0- 0	0- 0	NEUTRAL	0- 0	0- 0	0- 0				
1- 13	0- 0	0- 0	CONFERENCE	0- 0	1- 13	1- 3				
1- 6	0- 0	0- 0	HOME	0- 0	1- 6	1- 1				
0- 7	0- 0	0- 0	AWAY	0- 0	0- 7	0- 2				
0- 0	0- 0	0- 0	NEUTRAL	0- 0	0- 0	0- 0				

RPI 1-25				RPI 26-50				RPI 51-100				RPI 101+ Team's RPI: 339					
RPI	S	Opponent	Score	RPI	S	Opponent	Score	RPI	S	Opponent	Score	RPI	S	Opponent	Score		
								63	A	Oklahoma St.	58	112	104	A	Auburn	41	67
								91	A	Rice	47	63	108	A	Little Rock	37	57
												132	A	Texas St.	52	86	
												132	H	Texas St.	45	81	
												141	H	South Ala.	60	67	
												159	A	UT Arlington	61	70	
												159	H	UT Arlington	53	80	
												165	A	Louisiana Tech	49	71	
												168	H	Troy	79	86	
												176	A	Louisiana	55	63	
												176	H	Louisiana	48	76	
												198	A	Arkansas St.	62	76	
												227	H	New Orleans	51	89	
												228	A	Grambling	52	61	
												256	H	Coastal Caro.	62	56	
												272	H	Appalachian St.	67	71	
												279	A	McNeese	61	65	
												315	A	Georgia St.	57	70	
												321	H	Houston Baptist	77	73	
												329	A	Ga. Southern	45	75	
												332	H	Northwestern St.	48	70	
LAST 12 Division I GAMES:																	
132	H	Texas St.	45	81	168	H	Troy	79	86								
159	H	UT Arlington	53	80	159	A	UT Arlington	61	70								
315	A	Georgia St.	57	70	132	A	Texas St.	52	86								
329	A	Ga. Southern	45	75	176	A	Louisiana	55	63								
176	H	Louisiana	48	76	272	H	Appalachian St.	67	71								
141	H	South Ala.	60	67	256	H	Coastal Caro.	62	56								

Non-Div I Games: Millsaps 73 41 Centenary (LA) 90 53

La. -Monroe

Average RPI Win:	257	WON-LOST	WINNING	LAST 10	STRENGTH OF	OPP. STRENGTH	TEAM	ADJ.	CONF.	ADJ CONF.
Average RPI Loss:	133	RECORD	PCT. RANK	GAMES	SCHEDULE	OF SCHEDULE	RPI	RPI	RPI	RPI
DIV. I ONLY	10- 16	235	3- 7	149	239	224	224	15	15	
DIV. I NON-CONF.	4- 6	214	0- 0	241	331	254	254	18	18	

TOTALS	RPI 1-25	RPI 26-50	W-L RECORDS	RPI 51-100	RPI 101-999	RPI 201+				
10- 16	0- 0	0- 1	OVERALL	0- 6	10- 9	10- 3				
6- 7	0- 0	0- 1	HOME	0- 2	6- 4	6- 2				
4- 9	0- 0	0- 0	AWAY	0- 4	4- 5	4- 1				
0- 0	0- 0	0- 0	NEUTRAL	0- 0	0- 0	0- 0				
4- 6	0- 0	0- 1	NON-CONFERENCE	0- 2	4- 3	4- 2				
3- 2	0- 0	0- 1	HOME	0- 0	3- 1	3- 1				
1- 4	0- 0	0- 0	AWAY	0- 2	1- 2	1- 1				
0- 0	0- 0	0- 0	NEUTRAL	0- 0	0- 0	0- 0				
6- 10	0- 0	0- 0	CONFERENCE	0- 4	6- 6	6- 1				
3- 5	0- 0	0- 0	HOME	0- 2	3- 3	3- 1				
3- 5	0- 0	0- 0	AWAY	0- 2	3- 3	3- 0				
0- 0	0- 0	0- 0	NEUTRAL	0- 0	0- 0	0- 0				

RPI 1-25				RPI 26-50				RPI 51-100				RPI 101+				Team's RPI: 224	
RPI	S	Opponent	Score	RPI	S	Opponent	Score	RPI	S	Opponent	Score	RPI	S	Opponent	Score		
				35	H	Princeton	45 53										
								53	A	Drexel	37 52	102	A	Bucknell I	53 83		
								58	A	American	66 74	102	H	Bucknell I	57 80		
								58	H	American	67 74	133	A	Robert Morris	42 63		
								74	A	Penn	42 55	164	A	Army West Point	39 48		
								82	A	Navy	59 65	164	H	Army West Point	60 65		
								82	H	Navy	43 59	196	A	Lehigh	45 70		
												204	A	Boston U.	47 45		
												204	H	Boston U.	44 41		
												236	A	Holy Cross	69 65		
												236	H	Holy Cross	56 69		
												240	H	La Salle	47 74		
												246	A	Loyola Maryland	73 64		
												246	H	Loyola Maryland	65 54		
												265	A	Cornell I	59 58		
												273	H	Rider	60 45		
												275	H	Colgate	63 48		
												286	H	LIU Brooklyn	69 53		
												334	H	Wagner	70 52		
												348	A	Saint Peter's	61 64		
LAST 12 Division I GAMES:																	
				204	H	Boston U.	44 41	236	H	Holy Cross	56 69						
				58	A	American	66 74	204	A	Boston U.	47 45						
				82	H	Navy	43 59	58	H	American	67 74						
				246	A	Loyola Maryland	73 64	82	A	Navy	59 65						
				164	A	Army West Point	39 48	246	H	Loyola Maryland	65 54						
				102	H	Bucknell I	57 80	164	H	Army West Point	60 65						

Non-Div I Games:

Lafayette

Average RPI Win: 226	WON-LOST RECORD	WINNING PCT. RANK	LAST 10 GAMES	STRENGTH OF SCHEDULE	OPP. STRENGTH OF SCHEDULE	TEAM RPI	ADJ. RPI	CONF. RPI	ADJ CONF. RPI
Average RPI Loss: 160									
DIV. I ONLY	13- 13	173	4- 6	215	209	196	196	15	15
DIV. I NON-CONF.	5- 5	170	0- 0	323	293	252	252	18	18

TOTALS	RPI 1-25	RPI 26-50	W-L RECORDS	RPI 51-100	RPI 101-999	RPI 201+			
13- 13	0- 1	0- 1	OVERALL	1- 3	12- 8	10- 6			
9- 3	0- 0	0- 0	HOME	1- 1	8- 2	6- 2			
4- 9	0- 0	0- 1	AWAY	0- 2	4- 6	4- 4			
0- 1	0- 1	0- 0	NEUTRAL	0- 0	0- 0	0- 0			
5- 5	0- 1	0- 1	NON-CONFERENCE	0- 0	5- 3	5- 3			
3- 1	0- 0	0- 0	HOME	0- 0	3- 1	3- 1			
2- 3	0- 0	0- 1	AWAY	0- 0	2- 2	2- 2			
0- 1	0- 1	0- 0	NEUTRAL	0- 0	0- 0	0- 0			
8- 8	0- 0	0- 0	CONFERENCE	1- 3	7- 5	5- 3			
6- 2	0- 0	0- 0	HOME	1- 1	5- 1	3- 1			
2- 6	0- 0	0- 0	AWAY	0- 2	2- 4	2- 2			
0- 0	0- 0	0- 0	NEUTRAL	0- 0	0- 0	0- 0			

RPI 1-25				RPI 26-50				RPI 51-100				RPI 101+ Team's RPI: 196			
RPI	S	Opponent	Score	RPI	S	Opponent	Score	RPI	S	Opponent	Score	RPI	S	Opponent	Score
23	N	Villanova	42 62	43	A	Minnesota	73 107	58	A	American	64 82	102	A	Bucknell I	52 59
								58	H	American	44 60	102	H	Bucknell I	66 62
								82	A	Navy	50 53	164	A	Army West Point	50 55
								82	H	Navy	66 63	164	H	Army West Point	59 55
												204	A	Boston U.	65 56
												204	H	Boston U.	74 58
												224	H	Lafayette	70 45
												236	A	Holy Cross	49 54
												240	H	La Salle	61 69
												246	A	Loyola Maryland	64 67
												246	H	Loyola Maryland	64 55
												250	H	Fairfield	56 53
												265	A	Cornell	62 57
												269	A	Sacred Heart	55 65
												275	A	Colgate	59 51
												275	H	Colgate	48 54
												286	A	LIU Brooklyn	69 72
												288	H	Mt. St. Mary's	75 71
												302	A	Monmouth	75 57
												335	H	NJIT	64 50

LAST 12 Division I GAMES:															
246	H	Loyola Maryland	64 55	82	A	Navy	50 53	246	A	Loyola Maryland	64 67	164	H	Army West Point	59 55
164	A	Army West Point	50 55	246	A	Loyola Maryland	64 67	164	H	Army West Point	59 55	275	A	Colgate	59 51
275	H	Colgate	48 54	164	H	Army West Point	59 55	275	A	Colgate	59 51	58	A	American	44 60
58	H	American	44 60	275	A	Colgate	59 51	58	A	American	64 82	102	A	Bucknell I	52 59
102	A	Bucknell I	52 59	58	A	American	64 82	102	H	Bucknell I	66 62	204	A	Boston U.	65 56
204	A	Boston U.	65 56	102	H	Bucknell I	66 62								

Non-Div I Games: Mansfield 77 47

Lehigh

Average RPI Win: 258	WON-LOST RECORD	WINNING PCT. RANK	LAST 10 GAMES	STRENGTH OF SCHEDULE	OPP. STRENGTH OF SCHEDULE	TEAM RPI	ADJ. RPI	CONF. RPI	ADJ. CONF. RPI
Average RPI Loss: 105									
DIV. I ONLY	16- 9	93	5- 2	139	294	89	89	27	27
DIV. I NON-CONF.	3- 7	254	0- 1	32	134	138	138	28	28

TOTALS	RPI 1-25	RPI 26-50	W-L RECORDS	RPI 51-100	RPI 101-999	RPI 201+			
16- 9	0- 1	0- 2	OVERALL	0- 3	16- 3	13- 2			
8- 0	0- 0	0- 0	HOME	0- 0	8- 0	7- 0			
7- 7	0- 1	0- 1	AWAY	0- 2	7- 3	6- 2			
1- 2	0- 0	0- 1	NEUTRAL	0- 1	1- 0	0- 0			
3- 7	0- 1	0- 2	NON-CONFERENCE	0- 3	3- 1	2- 1			
1- 0	0- 0	0- 0	HOME	0- 0	1- 0	1- 0			
1- 5	0- 1	0- 1	AWAY	0- 2	1- 1	1- 1			
1- 2	0- 0	0- 1	NEUTRAL	0- 1	1- 0	0- 0			
13- 2	0- 0	0- 0	CONFERENCE	0- 0	13- 2	11- 1			
7- 0	0- 0	0- 0	HOME	0- 0	7- 0	6- 0			
6- 2	0- 0	0- 0	AWAY	0- 0	6- 2	5- 1			
0- 0	0- 0	0- 0	NEUTRAL	0- 0	0- 0	0- 0			

RPI 1-25				RPI 26-50				RPI 51-100				RPI 101+			
RPI	S	Opponent	Score	RPI	S	Opponent	Score	RPI	S	Opponent	Score	RPI	S	Opponent	Score
13	A	Duke	51 68	37	N	Northern Colo.	57 65	56	N	Houston	68 75	156	A	Radford	45 52
				47	A	Michigan	50 74	72	A	James Madison	47 58	156	H	Radford	61 56
								78	A	Drake	68 96	172	N	Denver	82 69
												191	A	High Point	65 42
												216	A	UNC Asheville	41 48
												216	H	UNC Asheville	53 48
												232	A	Gardner-Webb	85 60
												232	H	Gardner-Webb	59 41
												251	A	Presbyterian	76 64
												251	H	Presbyterian	63 55
												261	A	Campbell	46 33
												261	H	Campbell	60 42
												267	A	Massachusetts	61 64
												277	A	Old Dominion	63 55
												293	H	Valparaiso	61 40
												313	H	Charleston So.	63 53
												340	A	Winthrop	73 53
												340	H	Winthrop	63 37
												346	A	Longwood	63 51

LAST 12 Division I GAMES:															
				78	A	Drake	68 96	251	H	Presbyterian	63 55				
				340	A	Winthrop	73 53	191	A	High Point	65 42				
				216	H	UNC Asheville	53 48	156	H	Radford	61 56				
				156	A	Radford	45 52	346	A	Longwood	63 51				
				261	A	Campbell	46 33	261	H	Campbell	60 42				
				232	H	Gardner-Webb	59 41	216	A	UNC Asheville	41 48				

Non-Div I Games: Shippensburg 105 43 Limestone 68 38

Liberty

Average RPI Win: 300	WON-LOST RECORD	WINNING PCT. RANK	LAST 10 GAMES	STRENGTH OF SCHEDULE	OPP. STRENGTH OF SCHEDULE	TEAM RPI	ADJ. RPI	CONF. RPI	ADJ. CONF. RPI
Average RPI Loss: 148									
DIV. I ONLY	10- 18	251	4- 6	258	261	260	260	23	23
DIV. I NON-CONF.	4- 11	279	0- 0	260	279	281	281	21	21

TOTALS	RPI 1-25	RPI 26-50	W-L RECORDS	RPI 51-100	RPI 101-999	RPI 201+			
10- 18	0- 0	0- 1	OVERALL	0- 6	10- 11	10- 4			
5- 7	0- 0	0- 0	HOME	0- 4	5- 3	5- 1			
5- 11	0- 0	0- 1	AWAY	0- 2	5- 8	5- 3			
0- 0	0- 0	0- 0	NEUTRAL	0- 0	0- 0	0- 0			
4- 11	0- 0	0- 1	NON-CONFERENCE	0- 2	4- 8	4- 3			
2- 4	0- 0	0- 0	HOME	0- 2	2- 2	2- 1			
2- 7	0- 0	0- 1	AWAY	0- 0	2- 6	2- 2			
0- 0	0- 0	0- 0	NEUTRAL	0- 0	0- 0	0- 0			
6- 7	0- 0	0- 0	CONFERENCE	0- 4	6- 3	6- 1			
3- 3	0- 0	0- 0	HOME	0- 2	3- 1	3- 0			
3- 4	0- 0	0- 0	AWAY	0- 2	3- 2	3- 1			
0- 0	0- 0	0- 0	NEUTRAL	0- 0	0- 0	0- 0			

RPI S Opponent	Score	RPI S Opponent	Score	RPI S Opponent	Score	RPI S Opponent	Score	Team's RPI: 260
		39 A Ball St.	46 84	55 A FGCU	52 88	106 A Butler	58 70	
				55 H FGCU	54 68	120 A Middle Tenn.	48 72	
				68 H Belmont	59 91	131 A Saint Louis	57 101	
				81 H Alabama	51 73	135 A Vanderbilt	82 92	
				99 A Jacksonville	48 70	178 A Stetson	71 91	
				99 H Jacksonville	63 70	178 H Stetson	55 59	
						199 H Morehead St.	55 75	
						242 H Austin Peay	63 71	
						252 A North Florida	73 69	
						252 H North Florida	78 57	
						253 A Col. of Charleston	69 85	
						291 A USC Upstate	64 80	
						291 H USC Upstate	97 78	
						292 A Kennesaw St.	64 62	
						300 H Murray St.	65 64	
						313 A Charleston So.	58 54	
						314 A Tennessee Tech	61 57	
						316 H Alabama A&M	66 50	
						328 A Tennessee St.	64 71	
						335 A NJIT	74 58	
						335 H NJIT	66 58	
LAST 12 Division I GAMES:								
		178 A Stetson	71 91	291 H USC Upstate	97 78			
		55 A FGCU	52 88	335 A NJIT	74 58			
		99 H Jacksonville	63 70	55 H FGCU	54 68			
		252 H North Florida	78 57	178 H Stetson	55 59			
		291 A USC Upstate	64 80	252 A North Florida	73 69			
		335 H NJIT	66 58	99 A Jacksonville	48 70			

Non-Div I Games:

Lipscomb

Average RPI Win:	218	WON-LOST	WINNING	LAST 10	STRENGTH OF	OPP. STRENGTH	TEAM	ADJ.	CONF.	ADJ CONF.
Average RPI Loss:	97	RECORD	PCT. RANK	GAMES	SCHEDULE	OF SCHEDULE	RPI	RPI	RPI	RPI
DIV. I ONLY	16- 9	93	9- 1	169	127	108	108	22	22	
DIV. I NON-CONF.	3- 8	268	0- 0	38	3	195	195	23	23	

TOTALS	RPI 1-25	RPI 26-50	W-L RECORDS	RPI 51-100	RPI 101-999	RPI 201+				
16- 9	1- 3	0- 0	OVERALL	1- 2	14- 4	7- 0				
10- 3	1- 1	0- 0	HOME	1- 0	8- 2	3- 0				
6- 6	0- 2	0- 0	AWAY	0- 2	6- 2	4- 0				
0- 0	0- 0	0- 0	NEUTRAL	0- 0	0- 0	0- 0				
3- 8	1- 3	0- 0	NON-CONFERENCE	1- 2	1- 3	0- 0				
3- 3	1- 1	0- 0	HOME	1- 0	1- 2	0- 0				
0- 5	0- 2	0- 0	AWAY	0- 2	0- 1	0- 0				
0- 0	0- 0	0- 0	NEUTRAL	0- 0	0- 0	0- 0				
13- 1	0- 0	0- 0	CONFERENCE	0- 0	13- 1	7- 0				
7- 0	0- 0	0- 0	HOME	0- 0	7- 0	3- 0				
6- 1	0- 0	0- 0	AWAY	0- 0	6- 1	4- 0				
0- 0	0- 0	0- 0	NEUTRAL	0- 0	0- 0	0- 0				

RPI 1-25				RPI 26-50				RPI 51-100				RPI 101+ Team's RPI : 108			
RPI	S	Opponent	Score	RPI	S	Opponent	Score	RPI	S	Opponent	Score	RPI	S	Opponent	Score
3	A	Mississippi St.	48 86					91	A	Rice	51 58	131	A	Saint Louis	45 48
21	A	Texas A&M	49 66					92	A	Kansas St.	51 66	132	H	Texas St.	63 48
24	H	Oklahoma	68 56					97	H	Missouri St.	63 51	141	A	South Ala.	47 35
25	H	LSU	37 56									159	H	UT Arlington	59 57
												165	H	Louisiana Tech	49 58
												168	A	Troy	70 76
												176	H	Louisiana	78 43
												179	H	Tulsa	61 74
												198	A	Arkansas St.	64 58
												198	H	Arkansas St.	53 43
												201	H	Memphis	86 57
												256	A	Coastal Caro.	51 49
												272	A	Appalachian St.	52 40
												315	A	Georgia St.	65 50
												315	H	Georgia St.	54 47
												329	A	Ga. Southern	64 34
												329	H	Ga. Southern	92 52
												339	H	La. -Monroe	57 37
LAST 12 Division I GAMES:															
198	A	Arkansas St.	64 58	272	A	Appalachian St.	52 40								
168	A	Troy	70 76	198	H	Arkansas St.	53 43								
141	A	South Ala.	47 35	132	H	Texas St.	63 48								
315	H	Georgia St.	54 47	159	H	UT Arlington	59 57								
329	H	Ga. Southern	92 52	329	A	Ga. Southern	64 34								
256	A	Coastal Caro.	51 49	315	A	Georgia St.	65 50								

Non-Div I Games:

Little Rock

Average RPI Win:	256	WON-LOST	WINNING	LAST 10	STRENGTH OF	OPP. STRENGTH	TEAM	ADJ.	CONF.	ADJ CONF.
Average RPI Loss:	192	RECORD	PCT. RANK	GAMES	SCHEDULE	OF SCHEDULE	RPI	RPI	RPI	RPI
DIV. I ONLY	5- 22	320	3- 7	230	263	306	306	21	21	
DIV. I NON-CONF.	2- 12	306	0- 0	275	289	326	326	20	20	
<hr/>										
TOTALS	RPI 1-25	RPI 26-50	W-L RECORDS	RPI 51-100	RPI 101-999	RPI 201+				
5- 22	0- 1	0- 1	OVERALL	0- 2	5- 18	4- 10				
1- 10	0- 1	0- 0	HOME	0- 1	1- 8	1- 4				
4- 10	0- 0	0- 0	AWAY	0- 0	4- 0	3- 0				
0- 2	0- 0	0- 0	NEUTRAL	0- 0	0- 2	0- 1				
2- 12	0- 1	0- 1	NON-CONFERENCE	0- 0	2- 10	2- 7				
0- 6	0- 1	0- 0	HOME	0- 0	0- 5	0- 4				
2- 4	0- 0	0- 1	AWAY	0- 0	2- 3	2- 2				
0- 2	0- 0	0- 0	NEUTRAL	0- 0	0- 2	0- 1				
3- 10	0- 0	0- 0	CONFERENCE	0- 2	3- 8	2- 3				
1- 4	0- 0	0- 0	HOME	0- 1	1- 3	1- 0				
2- 6	0- 0	0- 0	AWAY	0- 1	2- 5	1- 3				
0- 0	0- 0	0- 0	NEUTRAL	0- 0	0- 0	0- 0				

RPI 1-25				RPI 26-50				RPI 51-100				RPI 101+ Team's RPI: 306			
RPI	S	Opponent	Score	RPI	S	Opponent	Score	RPI	S	Opponent	Score	RPI	S	Opponent	Score
10	H	Tennessee	61 90	49	A	Southern California	60 75	64	A	UC Davis	49 79	142	H	Loyola Marymount	69 84
								64	H	UC Davis	71 83	155	A	Cal Poly	61 70
												155	H	Cal Poly	64 75
												181	N	Oral Roberts	58 64
												189	A	San Diego	40 74
												195	A	UC Irvine	80 73
												195	H	UC Irvine	81 100
												197	A	UC Santa Barbara	44 51
												197	H	UC Santa Barbara	74 90
												203	A	CSUN	59 51
												230	H	Pepperdine	71 83
												231	A	UC Riverside	53 77
												233	H	New Mexico St.	63 72
												234	H	Montana St.	51 62
												245	A	Montana	60 67
												249	A	Hawaii	66 74
												254	H	Illinois St.	51 59
												276	A	Grand Canyon	65 63
												281	A	Arizona	80 72
												282	N	VCU	59 69
												324	A	Cal St. Fullerton	61 67
												324	H	Cal St. Fullerton	67 47
												335	A	NJIT	57 73
<hr/>															
LAST 12 Division I GAMES:															
195	A	UC Irvine	80 73	64	H	UC Davis	71 83	155	H	Cal Poly	64 75				
324	H	Cal St. Fullerton	67 47	197	H	UC Santa Barbara	74 90	249	A	Hawaii	66 74				
64	A	UC Davis	49 79	324	A	Cal St. Fullerton	61 67	231	A	UC Riverside	53 77				
155	A	Cal Poly	61 70												
203	A	CSUN	59 51												
195	H	UC Irvine	81 100												

Non-Div I Games:

Long Beach St.

Loss,
Non-Conf,
S Site,
H Home
A Away
N Neutral

Average RPI Win:	277	WON-LOST	WINNING	LAST 10	STRENGTH OF	OPP. STRENGTH	TEAM	ADJ.	CONF.	ADJ CONF.
Average RPI Loss:	242	RECORD	PCT. RANK	GAMES	SCHEDULE	OF SCHEDULE	RPI	RPI	RPI	RPI
DIV. I ONLY	4- 21	323	2- 8	323	348	346	346	27	27	
DIV. I NON-CONF.	1- 9	318	0- 0	342	348	349	349	28	28	
<hr/>										
TOTALS	RPI 1-25	RPI 26-50	W-L RECORDS	RPI 51-100	RPI 101-999	RPI 201+				
4- 21	0- 0	0- 0	OVERALL	0- 1	4- 20	4- 14				
3- 8	0- 0	0- 0	HOME	0- 1	3- 7	3- 5				
1- 13	0- 0	0- 0	AWAY	0- 0	1- 1	1- 0				
0- 0	0- 0	0- 0	NEUTRAL	0- 0	0- 0	0- 0				
1- 9	0- 0	0- 0	NON-CONFERENCE	0- 0	1- 9	1- 7				
1- 3	0- 0	0- 0	HOME	0- 0	1- 3	1- 3				
0- 6	0- 0	0- 0	AWAY	0- 0	0- 6	0- 4				
0- 0	0- 0	0- 0	NEUTRAL	0- 0	0- 0	0- 0				
3- 12	0- 0	0- 0	CONFERENCE	0- 1	3- 11	3- 7				
2- 5	0- 0	0- 0	HOME	0- 1	2- 4	2- 2				
1- 7	0- 0	0- 0	AWAY	0- 0	1- 7	1- 5				
0- 0	0- 0	0- 0	NEUTRAL	0- 0	0- 0	0- 0				

RPI 1-25				RPI 26-50				RPI 51-100				RPI 101+ Team's RPI: 346					
RPI	S	Opponent	Score	RPI	S	Opponent	Score	RPI	S	Opponent	Score	RPI	S	Opponent	Score		
								89	H	Li berty	51	63	101	A	George Mason	41	60
													156	A	Radford	39	81
													156	H	Radford	33	52
													191	A	High Point	41	62
													191	H	High Point	39	75
													200	A	Eastern Mich.	44	73
													210	H	Norfol k St.	45	64
													216	A	UNC Asheville	52	82
													232	A	Gardner-Webb	41	52
													232	H	Gardner-Webb	54	61
													251	A	Presbyteri an	75	60
													251	H	Presbyteri an	66	56
													261	A	Campbel l	48	58
													261	H	Campbel l	57	50
													267	H	Fai rl ei gh Di cki nson	52	72
													293	H	Val parai so	68	81
													313	A	Charleston So.	57	73
													313	H	Charleston So.	61	78
													319	A	Marshal l	45	90
													331	A	N. C. Central	75	87
													333	A	Del aware St.	56	60
													334	A	Wagner	43	60
													340	A	Winthrop	60	69
													344	H	UMass Lowell	84	82
LAST 12 Division I GAMES:																	
				156	A	Radford	39	81					340	A	Winthrop	60	69
				261	H	Campbel l	57	50					261	A	Campbel l	48	58
				232	A	Gardner-Webb	41	52					89	H	Li berty	51	63
				251	A	Presbyteri an	75	60					191	A	Hi gh Point	41	62
				191	H	Hi gh Point	39	75					156	H	Radford	33	52
				313	H	Charleston So.	61	78					216	A	UNC Asheville	52	82

Non-Div I Games: Milligan 66 56

Longwood

Average RPI Win: 271	WON-LOST RECORD	WINNING PCT. RANK	LAST 10 GAMES	STRENGTH OF SCHEDULE	OPP. STRENGTH OF SCHEDULE	TEAM RPI	ADJ. RPI	CONF. RPI	ADJ CONF. RPI
Average RPI Loss: 99									
DIV. I ONLY	13- 12	163	5- 5	172	213	176	176	22	22
DIV. I NON-CONF.	5- 6	187	0- 0	87	111	141	141	23	23

TOTALS	RPI 1-25	RPI 26-50	W-L RECORDS	RPI 51-100	RPI 101-999	RPI 201+			
13- 12	0- 3	0- 0	OVERALL	0- 1	13- 8	11- 0			
6- 5	0- 0	0- 0	HOME	0- 0	6- 5	6- 0			
6- 5	0- 1	0- 0	AWAY	0- 1	6- 1	4- 0			
1- 2	0- 1	0- 0	NEUTRAL	0- 0	1- 1	1- 0			
5- 6	0- 3	0- 0	NON-CONFERENCE	0- 1	5- 2	5- 0			
3- 1	0- 0	0- 0	HOME	0- 0	3- 1	3- 0			
1- 3	0- 2	0- 0	AWAY	0- 1	1- 0	1- 0			
1- 2	0- 1	0- 0	NEUTRAL	0- 0	1- 1	1- 0			
8- 6	0- 0	0- 0	CONFERENCE	0- 0	8- 6	6- 0			
3- 4	0- 0	0- 0	HOME	0- 0	3- 4	3- 0			
5- 2	0- 0	0- 0	AWAY	0- 0	5- 2	3- 0			
0- 0	0- 0	0- 0	NEUTRAL	0- 0	0- 0	0- 0			

RPI 1-25				RPI 26-50				RPI 51-100				RPI 101+ Team's RPI: 176			
RPI	S	Opponent	Score	RPI	S	Opponent	Score	RPI	S	Opponent	Score	RPI	S	Opponent	Score
3	N	Mississippi St.	37 94					60	A	Toledo	55 79	104	H	Auburn	60 70
21	A	Texas A&M	62 83									105	N	Cleveland St.	45 54
25	A	LSU	45 60									108	A	Little Rock	43 78
												132	A	Texas St.	65 58
												132	H	Texas St.	53 56
												141	H	South Ala.	57 72
												159	A	UT Arlington	61 63
												159	H	UT Arlington	34 38
												168	H	Troy	55 62
												198	A	Arkansas St.	77 75
												227	H	New Orleans	66 57
												247	N	Niagara	68 52
												256	H	Coastal Caro.	59 55
												272	H	Appalachian St.	61 45
												279	H	McNeese	98 86
												290	A	Southeastern La.	68 56
												294	H	Alcorn	67 47
												315	A	Georgia St.	75 60
												329	A	Ga. Southern	58 48
												339	A	La.-Monroe	76 48
												339	H	La.-Monroe	63 55
LAST 12 Division I GAMES:															
159	H	UT Arlington	34 38	141	H	South Ala.	57 72								
132	H	Texas St.	53 56	132	A	Texas St.	65 58								
329	A	Ga. Southern	58 48	159	A	UT Arlington	61 63								
315	A	Georgia St.	75 60	339	H	La.-Monroe	63 55								
339	A	La.-Monroe	76 48	256	H	Coastal Caro.	59 55								
168	H	Troy	55 62	272	H	Appalachian St.	61 45								

Non-Div I Games: Dillard

53 60

Louisiana

Average RPI Win: 221	WON-LOST RECORD	WINNING PCT. RANK	LAST 10 GAMES	STRENGTH OF SCHEDULE	OPP. STRENGTH OF SCHEDULE	TEAM RPI	ADJ. RPI	CONF. RPI	ADJ CONF. RPI
Average RPI Loss: 150									

DIV. I ONLY	16- 10	109	5- 5	232	189	165	165	18	18
DIV. I NON-CONF.	8- 4	87	0- 0	292	168	178	178	19	19

TOTALS	RPI 1-25	RPI 26-50	W-L RECORDS	RPI 51-100	RPI 101-999	RPI 201+			
16- 10	0- 1	0- 1	OVERALL	2- 1	14- 7	10- 4			
11- 4	0- 0	0- 1	HOME	1- 1	10- 2	9- 0			
4- 5	0- 1	0- 0	AWAY	0- 0	4- 4	1- 3			
1- 1	0- 0	0- 0	NEUTRAL	1- 0	0- 1	0- 1			
8- 4	0- 1	0- 0	NON-CONFERENCE	1- 0	7- 3	5- 1			
6- 1	0- 0	0- 0	HOME	0- 0	6- 1	5- 0			
1- 2	0- 1	0- 0	AWAY	0- 0	1- 1	0- 0			
1- 1	0- 0	0- 0	NEUTRAL	1- 0	0- 1	0- 1			
8- 6	0- 0	0- 1	CONFERENCE	1- 1	7- 4	5- 3			
5- 3	0- 0	0- 1	HOME	1- 1	4- 1	4- 0			
3- 3	0- 0	0- 0	AWAY	0- 0	3- 3	1- 3			
0- 0	0- 0	0- 0	NEUTRAL	0- 0	0- 0	0- 0			

RPI 1-25				RPI 26-50				RPI 51-100				RPI 101+ Team's RPI: 165			
RPI	S	Opponent	Score	RPI	S	Opponent	Score	RPI	S	Opponent	Score	RPI	S	Opponent	Score
11	A	Texas	54 88	44	H	Western Ky.	64 74	79	H	UAB	61 66	104	A	Auburn	59 75
								84	N	Penn St.	71 59	108	A	Little Rock	58 49
								91	H	Rice	75 55	120	A	Middle Tenn.	66 49
												136	H	Clemson	47 55
												138	H	Charlotte	51 64
												167	A	UTEP	65 62
												201	H	Memphis	65 40
												202	A	Southern Miss.	50 65
												202	H	Southern Miss.	89 57
												215	H	North Texas	61 53
												228	H	Grambling	64 53
												235	A	Fla. Atlantic	72 86
												247	N	Niagara	67 73
												277	H	Old Dominion	59 45
												279	H	McNeese	78 62
												294	H	Alcorn	87 50
												296	H	UTSA	63 55
												305	A	FIU	54 57
												319	A	Marshall	74 65
												321	H	Houston Baptist	85 62
												339	H	La.-Monroe	71 49
LAST 12 Division I GAMES:															
				202	H	Southern Miss.	89 57	44	H	Western Ky.	64 74				
				138	H	Charlotte	51 64	277	H	Old Dominion	59 45				
				167	A	UTEP	65 62	235	A	Fla. Atlantic	72 86				
				91	H	Rice	75 55	305	A	FIU	54 57				
				79	H	UAB	61 66	319	A	Marshall	74 65				
				120	A	Middle Tenn.	66 49	202	A	Southern Miss.	50 65				

Non-Div I Games: LSU-Alexandria 87 47

Louisiana Tech

Average RPI		Win: 107	WON-LOST	WINNING	LAST 10	STRENGTH OF		OPP. STRENGTH	TEAM	ADJ.	CONF.	ADJ CONF.
Loss: 4			RECORD	PCT. RANK	GAMES	SCHEDULE		OF SCHEDULE	RPI	RPI	RPI	RPI
DIV. I ONLY			27- 2	4	8- 2	21		2	4	4	1	1
DIV. I NON-CONF.			14- 1	5	0- 1	69		10	7	7	1	1
TOTALS		RPI 1-25		RPI 26-50		W-L RECORDS		RPI 51-100	RPI 101-999		RPI 201+	
27- 2	5- 2			5- 0		OVERALL		6- 0	11- 0		4- 0	
14- 1	3- 1			1- 0		HOME		3- 0	7- 0		3- 0	
13- 1	2- 1			4- 0		AWAY		3- 0	4- 0		1- 0	
0- 0	0- 0			0- 0		NEUTRAL		0- 0	0- 0		0- 0	
14- 1	2- 1			2- 0		NON-CONFERENCE		3- 0	7- 0		4- 0	
9- 0	1- 0			1- 0		HOME		1- 0	6- 0		3- 0	
5- 1	1- 1			1- 0		AWAY		2- 0	1- 0		1- 0	
0- 0	0- 0			0- 0		NEUTRAL		0- 0	0- 0		0- 0	
13- 1	3- 1			3- 0		CONFERENCE		3- 0	4- 0		0- 0	
5- 1	2- 1			0- 0		HOME		2- 0	1- 0		0- 0	
8- 0	1- 0			3- 0		AWAY		1- 0	3- 0		0- 0	
0- 0	0- 0			0- 0		NEUTRAL		0- 0	0- 0		0- 0	

RPI 1-25				Team's RPI : 4				RPI 26-50				RPI 51-100				RPI 101+			
RPI	S	Opponent	Score	RPI	S	Opponent	Score	RPI	S	Opponent	Score	RPI	S	Opponent	Score	RPI	S	Opponent	Score
1	H	Notre Dame	100 67	31	A	Syracuse	84 77	52	A	Indiana	72 59	107	A	North Carolina	67 57				
2	A	UConn	58 69	32	A	South Dakota St.	68 64	60	H	Toledo	90 55	120	H	Middle Tenn.	80 26				
6	H	Florida St.	49 50	34	A	Virginia	77 41	69	A	Georgia Tech	74 71	135	H	Vanderbilt	79 57				
7	A	Ohio St.	95 90	46	A	Miami (FL)	84 74	75	H	Virginia Tech	67 56	136	H	Clemson	65 46				
8	H	Oregon	74 61	47	H	Michigan	74 49	95	A	Kentucky	87 63	173	A	Pittsburgh	77 51				
13	H	Duke	66 60					100	H	Wake Forest	89 52	193	H	UT Martin	91 56				
20	A	NC State	55 47									194	A	Boston College	87 52				
																220	H	Southeast Mo. St.	80 40
																297	A	Air Force	62 50
																300	H	Murray St.	115 51
																328	H	Tennessee St.	95 56
LAST 12 Division I GAMES:																			
107 A North Carolina 67 57								100 H Wake Forest 89 52											
194 A Boston College 87 52								46 A Miami (FL) 84 74											
2 A UConn 58 69								6 H Florida St. 49 50											
136 H Clemson 65 46								173 A Pittsburgh 77 51											
31 A Syracuse 84 77								1 H Notre Dame 100 67											
34 A Virginia 77 41								75 H Virginia Tech 67 56											

Non-Div I Games:

Loui svi l l e

Average RPI Win:	285	WON-LOST	WINNING	LAST 10	STRENGTH OF	OPP. STRENGTH	TEAM	ADJ.	CONF.	ADJ CONF.
Average RPI Loss:	157	RECORD	PCT. RANK	GAMES	SCHEDULE	OF SCHEDULE	RPI	RPI	RPI	RPI
DIV. I ONLY	6- 19	303	3- 7	255	203	303	303	24	24	
DIV. I NON-CONF.	2- 9	295	0- 0	243	82	287	287	22	22	

TOTALS	RPI 1-25	RPI 26-50	W-L RECORDS	RPI 51-100	RPI 101-999	RPI 201+				
6- 19	0- 1	0- 2	OVERALL	0- 4	6- 12	5- 6				
4- 7	0- 1	0- 0	HOME	0- 1	4- 5	3- 3				
2- 12	0- 0	0- 2	AWAY	0- 3	2- 7	2- 3				
0- 0	0- 0	0- 0	NEUTRAL	0- 0	0- 0	0- 0				
2- 9	0- 1	0- 2	NON-CONFERENCE	0- 1	2- 5	2- 1				
1- 3	0- 1	0- 0	HOME	0- 0	1- 2	1- 0				
1- 6	0- 0	0- 2	AWAY	0- 1	1- 3	1- 1				
0- 0	0- 0	0- 0	NEUTRAL	0- 0	0- 0	0- 0				
4- 10	0- 0	0- 0	CONFERENCE	0- 3	4- 7	3- 5				
3- 4	0- 0	0- 0	HOME	0- 1	3- 3	2- 3				
1- 6	0- 0	0- 0	AWAY	0- 2	1- 4	1- 2				
0- 0	0- 0	0- 0	NEUTRAL	0- 0	0- 0	0- 0				

RPI 1-25				RPI 26-50				RPI 51-100				RPI 101+ Team's RPI: 303			
RPI	S	Opponent	Score	RPI	S	Opponent	Score	RPI	S	Opponent	Score	RPI	S	Opponent	Score
16	H	Green Bay	39 76	28	A	DePaul	47 88	78	A	Drake	46 72	106	A	Butler	52 64
				30	A	Marquette	30 92	96	A	Millwaukee	41 63	111	H	Western Mich.	47 65
								97	A	Missouri St.	36 75	126	A	Northern Ill.	71 80
								97	H	Missouri St.	58 69	152	A	UNI	41 70
												163	A	Southern Ill.	46 62
												163	H	Southern Ill.	62 53
												170	H	Youngstown St.	49 73
												254	A	Illinois St.	49 57
												254	H	Illinois St.	62 59
												263	H	Indiana St.	65 73
												274	A	Bradley	71 61
												274	H	Bradley	57 59
												293	A	Valparaiso	60 76
												293	H	Valparaiso	53 63
												326	H	Ill.-Chicago	57 55
												330	A	Fort Wayne	70 79
												345	A	Chicago St.	46 28
												349	H	Evansville	82 63

LAST 12 Division I GAMES:															
163	H	Southern Ill.	62 53	263	H	Indiana St.	65 73								
97	H	Missouri St.	58 69	97	A	Missouri St.	36 75								
293	H	Valparaiso	53 63	163	A	Southern Ill.	46 62								
274	A	Bradley	71 61	293	A	Valparaiso	60 76								
254	A	Illinois St.	49 57	254	H	Illinois St.	62 59								
349	H	Evansville	82 63	274	H	Bradley	57 59								

Non-Div I Games:

Loyola Chicago

Average RPI Win: 217

Average RPI Loss: 156

WON-LOST
RECORDWINNING
PCT. RANKLAST 10
GAMESSTRENGTH OF
SCHEDULEOPP. STRENGTH
OF SCHEDULETEAM
RPIADJ.
RPICONF.
RPIADJ CONF.
RPIDIV. I ONLY
DIV. I NON-CONF.7- 20
2- 9296
2954- 6
0- 0127
114216
276246
261246
26115
1815
18

TOTALS

RPI 1-25

RPI 26-50

W-L RECORDS

RPI 51-100

RPI 101-999

RPI 201+

7- 20 0- 1

4- 7 0- 0

3- 13 0- 1

0- 0 0- 0

2- 9 0- 1

1- 3 0- 0

1- 6 0- 1

0- 0 0- 0

5- 11 0- 0

3- 4 0- 0

2- 7 0- 0

0- 0 0- 0

0- 1

0- 0

0- 1

0- 0

0- 1

0- 0

0- 1

0- 0

0- 0

0- 0

0- 0

0- 0

OVERALL

HOME

AWAY

NEUTRAL

NON-CONFERENCE

HOME

AWAY

NEUTRAL

CONFERENCE

HOME

AWAY

NEUTRAL

0- 3

0- 1

0- 2

0- 0

0- 0

0- 0

0- 0

0- 0

0- 3

0- 1

0- 2

0- 0

7- 15

4- 6

3- 9

0- 0

2- 7

1- 3

1- 4

0- 0

5- 8

3- 3

2- 5

0- 0

5- 7

3- 2

2- 5

0- 0

2- 3

1- 1

1- 2

0- 0

3- 4

2- 1

1- 3

0- 0

RPI	S	Opponent	Score
22	A	Maryl and	45 114

RPI	S	Opponent	Score
30	A	Marquette	63 83

RPI	S	Opponent	Score
58	A	Ameri can	56 69
58	H	Ameri can	58 71
82	A	Navy	44 73

RPI	S	Opponent	Score
101	H	George Mason	72 80
102	A	Bucknel I	68 65
102	H	Bucknel I	69 74
121	H	Georgetown	54 72
127	A	Del aware	38 71
153	A	William & Mary	49 70
164	A	Army West Point	47 62
164	H	Army West Point	62 69
196	A	Lehi gh	55 64
196	H	Lehi gh	67 64
204	A	Boston U.	56 75
210	A	Norfol k St.	61 58
224	A	Lafayette	54 65
224	H	Lafayette	64 73
236	A	Hol y Cross	65 58
236	H	Hol y Cross	77 60
265	H	Cornel I	78 63
266	A	St. Franci s Brookl yn	47 64
270	H	Towson	67 76
275	A	Col gate	60 71
275	H	Col gate	70 55
288	A	Mt. St. Mary' s	63 71

LAST 12 Division I GAMES:

196	A	Lehi gh	55 64	164	A	Army West Point	47 62
275	A	Col gate	60 71	196	H	Lehi gh	67 64
102	H	Bucknel I	69 74	275	H	Col gate	70 55
224	H	Lafayette	64 73	102	A	Bucknel I	68 65
58	A	Ameri can	56 69	224	A	Lafayette	54 65
236	A	Hol y Cross	65 58	58	H	Ameri can	58 71

Non-Div I Games:

Loyola Maryl and

Average RPI		Win: 203	WON-LOST RECORD	WINNING PCT. RANK	LAST 10 GAMES	STRENGTH OF SCHEDULE	OPP. STRENGTH OF SCHEDULE	TEAM RPI	ADJ. RPI	CONF. RPI	ADJ CONF. RPI
Loss: 141											
DIV. I ONLY			16- 10	109	6- 4	224	116	142	142	14	14
DIV. I NON-CONF.			7- 3	74	0- 0	299	106	157	157	12	12
TOTALS		RPI 1-25		RPI 26-50		W-L RECORDS		RPI 51-100		RPI 101-999	
16- 10	0- 0			0- 3		OVERALL		3- 0		13- 7	7- 3
9- 5	0- 0			0- 2		HOME		2- 0		7- 3	3- 1
7- 5	0- 0			0- 1		AWAY		1- 0		6- 4	4- 2
0- 0	0- 0			0- 0		NEUTRAL		0- 0		0- 0	0- 0
7- 3	0- 0			0- 1		NON-CONFERENCE		1- 0		6- 2	3- 2
4- 2	0- 0			0- 1		HOME		1- 0		3- 1	1- 1
3- 1	0- 0			0- 0		AWAY		0- 0		3- 1	2- 1
0- 0	0- 0			0- 0		NEUTRAL		0- 0		0- 0	0- 0
9- 7	0- 0			0- 2		CONFERENCE		2- 0		7- 5	4- 1
5- 3	0- 0			0- 1		HOME		1- 0		4- 2	2- 0
4- 4	0- 0			0- 1		AWAY		1- 0		3- 3	2- 1
0- 0	0- 0			0- 0		NEUTRAL		0- 0		0- 0	0- 0

RPI 1-25				RPI 26-50				RPI 51-100				RPI 101+				Team's RPI: 142	
RPI	S	Opponent	Score	RPI	S	Opponent	Score	RPI	S	Opponent	Score	RPI	S	Opponent	Score		
				48	A	Gonzaga	67 77	76	A	Saint Mary's (CA)	75 65	131	A	Saint Louis	62 60		
				48	H	Gonzaga	69 75	76	H	Saint Mary's (CA)	69 57	140	A	BYU	52 62		
				49	H	Southern California	70 80	87	H	Miami (OH)	84 71	140	H	BYU	55 67		
												154	A	San Francisco	60 78		
												154	H	San Francisco	65 60		
												177	H	Pacific	75 60		
												189	A	San Diego	67 53		
												189	H	San Diego	54 60		
												197	H	UC Santa Barbara	67 61		
												200	H	Eastern Mich.	73 64		
												203	H	CSUN	68 75		
												207	A	SMU	60 63		
												230	A	Pepperdine	74 85		
												230	H	Pepperdine	75 60		
												231	A	UC Riverside	67 59		
												281	H	Arizona	84 70		
												285	A	Santa Clara	65 51		
												306	A	Long Beach St.	84 69		
												317	A	Portland	63 60		
												317	H	Portland	76 55		
LAST 12 Division I GAMES:																	
				154	H	San Francisco	65 60	189	A	San Diego	67 53						
				48	H	Gonzaga	69 75	230	H	Pepperdine	75 60						
				230	A	Pepperdine	74 85	317	A	Portland	63 60						
				76	A	Saint Mary's (CA)	75 65	140	H	BYU	55 67						
				317	H	Portland	76 55	189	H	San Diego	54 60						
				140	A	BYU	52 62	154	A	San Francisco	60 78						

Non-Div I Games: Cal St. Dom. Hills 84 52

Loyol a Marymount

■ Loss, ■ Non-Conf, S Site, H Home A Away N Neutral

Average RPI Win: 223

Average RPI Loss: 74

WON-LOST
RECORDWINNING
PCT. RANKLAST 10
GAMESSTRENGTH OF
SCHEDULEOPP. STRENGTH
OF SCHEDULETEAM
RPIADJ.
RPICONF.
RPIADJ CONF.
RPIDIV. I ONLY
DIV. I NON-CONF.16- 9
5- 693
1879- 1
0- 0122
44146
580
7380
7320
2420
24

TOTALS

RPI 1-25

RPI 26-50

W-L RECORDS

RPI 51-100

RPI 101-999

RPI 201+

16- 9

0- 3

0- 1

OVERALL

2- 2

14- 3

7- 0

8- 2

0- 0

0- 0

HOME

1- 0

7- 2

4- 0

7- 7

0- 3

0- 1

AWAY

1- 2

6- 1

2- 0

1- 0

0- 0

0- 0

NEUTRAL

0- 0

1- 0

1- 0

5- 6

0- 3

0- 1

NON-CONFERENCE

2- 1

3- 1

2- 0

2- 1

0- 0

0- 0

HOME

1- 0

1- 1

1- 0

2- 5

0- 3

0- 1

AWAY

1- 1

1- 0

0- 0

1- 0

0- 0

0- 0

NEUTRAL

0- 0

1- 0

1- 0

11- 3

0- 0

0- 0

CONFERENCE

0- 1

11- 2

5- 0

6- 1

0- 0

0- 0

HOME

0- 0

6- 1

3- 0

5- 2

0- 0

0- 0

AWAY

0- 1

5- 1

2- 0

0- 0

0- 0

0- 0

NEUTRAL

0- 0

0- 0

0- 0

RPI 1-25

RPI 26-50

RPI 51-100

Team's RPI: 80

RPI 101+

RPI	S	Opponent	Score
3	A	Mississippi St.	43 83
7	A	Ohio St.	70 83
13	A	Duke	39 69

RPI	S	Opponent	Score
46	A	Miami (FL)	70 80

RPI	S	Opponent	Score
60	A	Toledo	64 65
73	H	Harvard	76 51
83	A	Albany (NY)	54 68
90	A	Dartmouth	64 51

RPI	S	Opponent	Score
117	H	Tulane	34 42
149	A	Binghamton	61 38
149	H	Binghamton	62 66
157	A	Hartford	59 44
157	H	Hartford	59 56
182	A	New Hampshire	56 46
182	H	New Hampshire	77 46
188	A	Stony Brook	68 76
188	H	Stony Brook	64 56
194	A	Boston College	61 40
287	H	Bryant	70 68
289	H	Vermont	64 55
292	N	Kennesaw St.	75 39
320	A	UMBC	64 50
320	H	UMBC	69 36
344	A	UMass Lowell	69 51
344	H	UMass Lowell	70 65

LAST 12 Division I GAMES:

344	H	UMass Lowell	70 65	320	H	UMBC	69 36
188	A	Stony Brook	68 76	182	A	New Hampshire	56 46
182	H	New Hampshire	77 46	157	A	Hartford	59 44
157	H	Hartford	59 56	289	H	Vermont	64 55
149	A	Binghamton	61 38	83	A	Albany (NY)	54 68
344	A	UMass Lowell	69 51	320	A	UMBC	64 50

Non-Div I Games:

Maine Maritime

89 49

Me.-Fort Kent

100 40

Maine

Average RPI Win:	295	WON-LOST	WINNING	LAST 10	STRENGTH OF	OPP. STRENGTH	TEAM	ADJ.	CONF.	ADJ CONF.
Average RPI Loss:	162	RECORD	PCT. RANK	GAMES	SCHEDULE	OF SCHEDULE	RPI	RPI	RPI	RPI
DIV. I ONLY	11- 16	225	5- 5	278	272	255	255	28	28	
DIV. I NON-CONF.	3- 8	268	0- 0	108	216	217	217	26	26	

TOTALS	RPI 1-25	RPI 26-50	W-L RECORDS	RPI 51-100	RPI 101-999	RPI 201+				
11- 16	0- 0	0- 3	OVERALL	0- 3	11- 10	11- 5				
7- 4	0- 0	0- 1	HOME	0- 2	7- 1	7- 0				
3- 12	0- 0	0- 2	AWAY	0- 1	3- 9	3- 5				
1- 0	0- 0	0- 0	NEUTRAL	0- 0	1- 0	1- 0				
3- 8	0- 0	0- 2	NON-CONFERENCE	0- 3	3- 3	3- 1				
1- 2	0- 0	0- 0	HOME	0- 2	1- 0	1- 0				
1- 6	0- 0	0- 2	AWAY	0- 1	1- 3	1- 1				
1- 0	0- 0	0- 0	NEUTRAL	0- 0	1- 0	1- 0				
8- 8	0- 0	0- 1	CONFERENCE	0- 0	8- 7	8- 4				
6- 2	0- 0	0- 1	HOME	0- 0	6- 1	6- 0				
2- 6	0- 0	0- 0	AWAY	0- 0	2- 6	2- 4				
0- 0	0- 0	0- 0	NEUTRAL	0- 0	0- 0	0- 0				

RPI 1-25				RPI 26-50				RPI 51-100				RPI 101+ Team's RPI: 255			
RPI	S	Opponent	Score	RPI	S	Opponent	Score	RPI	S	Opponent	Score	RPI	S	Opponent	Score
				34	A	Vi rgi ni a	47 69	59	H	Fordham	48 54	161	A	Mari st	40 65
				36	A	Cal i forni a	66 87	83	H	Al bany (NY)	56 62	182	A	New Hampshi re	55 68
				41	H	Qui nni pi ac	64 80	84	A	Penn St.	46 78	188	A	Stony Brook	59 74
												192	A	Si ena	51 56
												192	H	Si ena	54 56
												247	A	Ni agara	64 65
												247	H	Ni agara	82 64
												250	A	Fai rfi el d	52 55
												250	H	Fai rfi el d	55 44
												266	H	St. Franci s Brookl yn	57 54
												269	A	Sacred Heart	61 65
												273	A	Ri der	51 67
												284	A	Can i si us	59 56
												284	H	Can i si us	58 39
												286	A	LIU Brookl yn	72 38
												302	A	Monmouth	59 63
												302	H	Monmouth	63 53
												310	N	Coppi n St.	74 56
												336	A	I ona	57 48
												336	H	I ona	67 63
												348	H	Sai nt Peter' s	76 64
LAST 12 Di vi si on I GAMES:															
				336	A	I ona	57 48	273	A	Ri der	51 67				
				192	H	Si ena	54 56	302	H	Monmouth	63 53				
				302	A	Monmouth	59 63	192	A	Si ena	51 56				
				250	H	Fai rfi el d	55 44	336	H	I ona	67 63				
				247	H	Ni agara	82 64	247	A	Ni agara	64 65				
				250	A	Fai rfi el d	52 55	284	A	Can i si us	59 56				

Non-Di v I Games:

Manhattan

Average RPI Win:	276	WON-LOST	WINNING	LAST 10	STRENGTH OF	OPP. STRENGTH	TEAM	ADJ.	CONF.	ADJ CONF.
Average RPI Loss:	111	RECORD	PCT. RANK	GAMES	SCHEDULE	OF SCHEDULE	RPI	RPI	RPI	RPI
DIV. I ONLY	18- 11	107	9- 1	285	233	161	161	28	28	
DIV. I NON-CONF.	4- 8	239	0- 0	227	99	237	237	26	26	

TOTALS	RPI 1-25	RPI 26-50	W-L RECORDS	RPI 51-100	RPI 101-999	RPI 201+				
18- 11	0- 0	0- 4	OVERALL	0- 2	18- 5	17- 1				
9- 3	0- 0	0- 1	HOME	0- 2	9- 0	8- 0				
9- 6	0- 0	0- 1	AWAY	0- 0	9- 5	9- 1				
0- 2	0- 0	0- 2	NEUTRAL	0- 0	0- 0	0- 0				
4- 8	0- 0	0- 2	NON-CONFERENCE	0- 2	4- 4	4- 1				
2- 2	0- 0	0- 0	HOME	0- 2	2- 0	2- 0				
2- 4	0- 0	0- 0	AWAY	0- 0	2- 4	2- 1				
0- 2	0- 0	0- 2	NEUTRAL	0- 0	0- 0	0- 0				
14- 3	0- 0	0- 2	CONFERENCE	0- 0	14- 1	13- 0				
7- 1	0- 0	0- 1	HOME	0- 0	7- 0	6- 0				
7- 2	0- 0	0- 1	AWAY	0- 0	7- 1	7- 0				
0- 0	0- 0	0- 0	NEUTRAL	0- 0	0- 0	0- 0				

RPI 1-25				RPI 26-50				RPI 51-100				RPI 101+				Team's RPI: 161	
RPI	S	Opponent	Score	RPI	S	Opponent	Score	RPI	S	Opponent	Score	RPI	S	Opponent	Score		
				41	A	Qui nni pi ac	56 62	82	H	Navy	70 77	103	A	Seton Hal l	60 85		
				41	H	Qui nni pi ac	74 80	90	H	Dartmouth	51 60	139	A	Northeastern	72 78		
				45	N	Purdue	47 61					190	A	Templ e	77 83		
				49	N	Southern Cal i forni a	57 78					192	A	Si ena	53 58		
												192	H	Si ena	73 54		
												204	A	Boston U.	80 52		
												236	H	Holy Cross	85 74		
												247	A	Ni agara	84 78		
												249	A	Hawai i	63 70		
												250	A	Fai rfi el d	48 34		
												250	H	Fai rfi el d	71 63		
												255	H	Manhattan	65 40		
												267	A	Massachusetts	88 60		
												273	A	Ri der	80 69		
												273	H	Ri der	68 67		
												284	A	Can i si us	78 53		
												284	H	Can i si us	58 47		
												302	A	Monmouth	85 57		
												302	H	Monmouth	69 46		
												327	H	Rhode Isl and	64 42		
												336	A	I ona	55 45		
												336	H	I ona	75 55		
												348	A	Sai nt Peter' s	86 53		
LAST 12 Di vi si on I GAMES:																	
				336	A	I ona	55 45	336	H	I ona	75 55						
				41	H	Qui nni pi ac	74 80	284	A	Can i si us	78 53						
				250	A	Fai rfi el d	48 34	247	A	Ni agara	84 78						
				284	H	Can i si us	58 47	273	H	Ri der	68 67						
				302	A	Monmouth	85 57	192	A	Si ena	53 58						
				192	H	Si ena	73 54	250	H	Fai rfi el d	71 63						

Non-Di v I Games:

Marist

Average RPI		Win: 142	WON-LOST	WINNING	LAST 10	STRENGTH OF		OPP. STRENGTH	TEAM	ADJ.	CONF.	ADJ CONF.	
Loss: 45			RECORD	PCT. RANK	GAMES	SCHEDULE		OF SCHEDULE	RPI	RPI	RPI	RPI	
DIV. I ONLY		19- 8	66	7- 3		42		48	30	30	6	6	
DIV. I NON-CONF.		6- 5	153	0- 0		37		39	62	62	6	6	

TOTALS		RPI 1-25		RPI 26-50		W-L RECORDS			RPI 51-100		RPI 101-999		RPI 201+
19- 8		2- 3		2- 3		OVERALL			2- 1		13- 1		7- 0
12- 1		1- 0		1- 1		HOME			1- 0		9- 0		4- 0
6- 6		1- 2		1- 2		AWAY			1- 1		3- 1		2- 0
1- 1		0- 1		0- 0		NEUTRAL			0- 0		1- 0		1- 0
6- 5		0- 3		0- 1		NON-CONFERENCE			1- 1		5- 0		3- 0
4- 0		0- 0		0- 0		HOME			0- 0		4- 0		2- 0
1- 4		0- 2		0- 1		AWAY			1- 1		0- 0		0- 0
1- 1		0- 1		0- 0		NEUTRAL			0- 0		1- 0		1- 0
13- 3		2- 0		2- 2		CONFERENCE			1- 0		8- 1		4- 0
8- 1		1- 0		1- 1		HOME			1- 0		5- 0		2- 0
5- 2		1- 0		1- 1		AWAY			0- 0		3- 1		2- 0
0- 0		0- 0		0- 0		NEUTRAL			0- 0		0- 0		0- 0

RPI 1-25				RPI 26-50				Team's RPI: 30				RPI 51-100				RPI 101+			
RPI	S	Opponent	Score	RPI	S	Opponent	Score	RPI	S	Opponent	Score	RPI	S	Opponent	Score	RPI	S	Opponent	Score
1	A	Notre Dame	85 91	28	A	DePaul	83 95	54	H	St. John's (NY)	74 72	103	H	Seton Hall	97 84				
10	N	Tennessee	99 101	28	H	DePaul	93 81	93	A	New Mexico	87 88	106	A	Butler	78 59				
16	A	Green Bay	55 63	42	A	Creighton	92 77	96	A	Michigan	83 68	106	H	Butler	69 67				
23	A	Villanova	67 57	42	H	Creighton	73 74					121	A	Georgetown	58 85				
23	H	Villanova	90 69	47	A	Michigan	76 82					121	H	Georgetown	71 68				
																</			

Average RPI Win: 291	WON-LOST RECORD	WINNING PCT. RANK	LAST 10 GAMES	STRENGTH OF SCHEDULE	OPP. STRENGTH OF SCHEDULE	TEAM RPI	ADJ. RPI	CONF. RPI	ADJ CONF. RPI
Average RPI Loss: 159									
DIV. I ONLY	6- 18	301	2- 8	281	165	319	319	18	18
DIV. I NON-CONF.	4- 7	226	0- 0	327	167	315	315	19	19

TOTALS	RPI 1-25	RPI 26-50	W-L RECORDS	RPI 51-100	RPI 101-999	RPI 201+			
6- 18	0- 0	0- 2	OVERALL	0- 4	6- 12	5- 6			
5- 9	0- 0	0- 1	HOME	0- 3	5- 5	4- 2			
1- 9	0- 0	0- 1	AWAY	0- 1	1- 7	1- 4			
0- 0	0- 0	0- 0	NEUTRAL	0- 0	0- 0	0- 0			
4- 7	0- 0	0- 0	NON-CONFERENCE	0- 3	4- 4	4- 1			
3- 4	0- 0	0- 0	HOME	0- 2	3- 2	3- 1			
1- 3	0- 0	0- 0	AWAY	0- 1	1- 2	1- 0			
0- 0	0- 0	0- 0	NEUTRAL	0- 0	0- 0	0- 0			
2- 11	0- 0	0- 2	CONFERENCE	0- 1	2- 8	1- 5			
2- 5	0- 0	0- 1	HOME	0- 1	2- 3	1- 1			
0- 6	0- 0	0- 1	AWAY	0- 0	0- 5	0- 4			
0- 0	0- 0	0- 0	NEUTRAL	0- 0	0- 0	0- 0			

RPI S Opponent	Score	RPI S Opponent	Score	RPI S Opponent	Score	RPI S Opponent	Score	Team's RPI: 319
44 A Western Ky.	50 77	79 H UAB	62 69	105 A Cleveland St.	76 85			
44 H Western Ky.	66 86	84 H Penn St.	65 80	120 H Middle Tenn.	57 73			
		85 H Ohio	52 54	138 A Charlotte	61 67			
		95 A Kentucky	39 69	158 A Florida	69 74			
				163 H Southern Ill.	59 64			
				165 H Louisiana Tech	65 74			
				167 H UTEP	66 64			
				202 A Southern Miss.	61 70			
				235 A Fla. Atlantic	59 79			
				258 H Morgan St.	73 68			
				272 H Appalachian St.	54 56			
				277 A Old Dominion	53 69			
				296 H UTSA	59 72			
				305 A FIU	54 67			
				305 H FIU	78 75			
				328 A Tennessee St.	71 65			
				340 H Winthrop	70 40			
				346 H Longwood	90 45			

LAST 12 Division I GAMES:								
44 A Western Ky.	50 77	305 H FIU	78 75					
167 H UTEP	66 64	120 H Middle Tenn.	57 73					
79 H UAB	62 69	44 H Western Ky.	66 86					
296 H UTSA	59 72	277 A Old Dominion	53 69					
202 A Southern Miss.	61 70	165 H Louisiana Tech	65 74					
138 A Charlotte	61 67	305 A FIU	54 67					

Non-Div I Games: Ky. Christian 111 38 Alice Lloyd 96 46

Marshall

Average RPI	Win:	139	WON-LOST	WINNING	LAST 10	STRENGTH OF	OPP. STRENGTH	TEAM	ADJ.	CONF.	ADJ CONF.
Average RPI	Loss:	35	RECORD	PCT. RANK	GAMES	SCHEDULE	OF SCHEDULE	RPI	RPI	RPI	RPI
DIV. I ONLY		22- 5		22	6- 2	58	22	22	22	3	3
DIV. I NON-CONF.		11- 2		22	1- 0	128	50	38	38	4	4

TOTALS	RPI 1-25		RPI 26-50		W-L RECORDS		RPI 51-100		RPI 101-999		RPI 201+
22- 5	2- 2		4- 2		OVERALL		6- 1		10- 0		8- 0
11- 3	2- 1		1- 1		HOME		3- 1		5- 0		5- 0
10- 2	0- 1		3- 1		AWAY		3- 0		4- 0		2- 0
1- 0	0- 0		0- 0		NEUTRAL		0- 0		1- 0		1- 0
11- 2	0- 2		2- 0		NON-CONFERENCE		2- 0		7- 0		7- 0
6- 1	0- 1		0- 0		HOME		2- 0		4- 0		4- 0
4- 1	0- 1		2- 0		AWAY		0- 0		2- 0		2- 0
1- 0	0- 0		0- 0		NEUTRAL		0- 0		1- 0		1- 0
11- 3	2- 0		2- 2		CONFERENCE		4- 1		3- 0		1- 0
5- 2	2- 0		1- 1		HOME		1- 1		1- 0		1- 0
6- 1	0- 0		1- 1		AWAY		3- 0		2- 0		0- 0
0- 0	0- 0		0- 0		NEUTRAL		0- 0		0- 0		0- 0

RPI	S	Opponent	Score	RPI	S	Opponent	Score	RPI	S	Opponent	Score	RPI	S	Opponent	Score
2	A	UConn	72 97	33	A	Rutgers	72 54	52	H	Indiana	74 70	183	A	Northwestern	68 65
7	H	Ohio St.	99 69	33	H	Rutgers	88 60	66	A	Nebraska	64 57	186	A	Wisconsin	71 44
17	H	South Carolina	86 94	34	A	Virginia	60 59	67	A	Michigan St.	76 68	214	A	Akron	75 54
18	H	Iowa	80 64	43	A	Minnesota	74 93	67	H	Michigan St.	68 82	223	H	Illinois	100 65
				45	H	Purdue	65 75	83	H	Albany (NY)	91 58	246	H	Loyola Maryland	114 45
				46	A	Miami (FL)	79 71	84	A	Penn St.	69 65	247	H	Niagara	92 65
								88	H	George Washington	80 54	262	H	Howard	111 49
												288	H	Mt. St. Mary's	97 57
												292	N	Kennesaw St.	89 35
												310	A	Coppin St.	113 49

LAST 12 Division I GAMES:															
46	A	Miami (FL)	79 71	33	H	Rutgers	88 60	183	A	Northwestern	68 65	7	H	Ohio St.	99 69
43	A	Minnesota	74 93	67	H	Michigan St.	76 68	52	H	Indiana	74 70	67	H	Michigan St.	68 82
45	H	Purdue	65 75	66	A	Nebraska	64 57	186	A	Wisconsin	71 44				

Non-Div I Games:

Maryland

Average RPI Win:	266	WON-LOST	WINNING	LAST 10	STRENGTH OF	OPP. STRENGTH	TEAM	ADJ.	CONF.	ADJ CONF.
Average RPI Loss:	155	RECORD	PCT. RANK	GAMES	SCHEDULE	OF SCHEDULE	RPI	RPI	RPI	RPI
DIV. I ONLY	11- 15	220	5- 5	322	183	267	267	12	12	
DIV. I NON-CONF.	6- 5	153	0- 0	344	319	282	282	10	10	

TOTALS	RPI 1-25	RPI 26-50	W-L RECORDS	RPI 51-100	RPI 101-999	RPI 201+				
11- 15	0- 0	0- 1	OVERALL	1- 3	10- 11	9- 4				
6- 6	0- 0	0- 1	HOME	1- 1	5- 4	4- 1				
4- 9	0- 0	0- 0	AWAY	0- 2	4- 7	4- 3				
1- 0	0- 0	0- 0	NEUTRAL	0- 0	1- 0	1- 0				
6- 5	0- 0	0- 0	NON-CONFERENCE	1- 0	5- 5	5- 2				
3- 2	0- 0	0- 0	HOME	1- 0	2- 2	2- 0				
2- 3	0- 0	0- 0	AWAY	0- 0	2- 3	2- 2				
1- 0	0- 0	0- 0	NEUTRAL	0- 0	1- 0	1- 0				
5- 10	0- 0	0- 1	CONFERENCE	0- 3	5- 6	4- 2				
3- 4	0- 0	0- 1	HOME	0- 1	3- 2	2- 1				
2- 6	0- 0	0- 0	AWAY	0- 2	2- 4	2- 1				
0- 0	0- 0	0- 0	NEUTRAL	0- 0	0- 0	0- 0				

RPI 1-25				RPI 26-50				RPI 51-100				RPI 101+ Team's RPI: 267			
RPI	S	Opponent	Score	RPI	S	Opponent	Score	RPI	S	Opponent	Score	RPI	S	Opponent	Score
				29	H	Dayton	49 78	59	H	Fordham	51 62	101	A	George Mason	60 71
								70	A	Duquesne	57 60	131	A	Saint Louis	63 64
								88	A	George Washington	49 55	139	H	Northeastern	54 64
								89	H	Liberty	64 61	161	H	Marist	60 88
												162	H	Saint Joseph's	79 84
												170	A	Davidson	81 87
												170	H	Davidson	70 68
												174	A	North Dakota	52 82
												211	A	Richmond	58 49
												211	H	Richmond	39 51
												240	H	La Salle	69 66
												248	A	St. Bonaventure	59 69
												270	H	Towson	72 49
												278	A	North Dakota St.	70 82
												282	H	VCU	79 75
												301	A	Incarnate Word	64 45
												311	A	UTRGV	59 67
												327	A	Rhode Island	61 59
												341	N	Mississippi Val.	85 46
												344	A	UMass Lowell	73 63
												348	H	Saint Peter's	81 65
LAST 12 Division I GAMES:															
				211	A	Richmond	58 49	211	H	Richmond	39 51				
				170	H	Davidson	70 68	327	A	Rhode Island	61 59				
				88	A	George Washington	49 55	170	A	Davidson	81 87				
				101	A	George Mason	60 71	282	H	VCU	79 75				
				29	H	Dayton	49 78	131	A	Saint Louis	63 64				
				240	H	La Salle	69 66	162	H	Saint Joseph's	79 84				

Non-Div I Games: Me.-Fort Kent 111 45 Fisher 121 38

Massachusetts

Average RPI Win: 318

Average RPI Loss: 161

WON-LOST
RECORDWINNING
PCT. RANKLAST 10
GAMESSTRENGTH OF
SCHEDULEOPP. STRENGTH
OF SCHEDULETEAM
RPIADJ.
RPICONF.
RPIADJ CONF.
RPIDIV. I ONLY
DIV. I NON-CONF.8- 15
1- 7255
3105- 5
0- 0306
121252
91279
284279
28426
2526
25

TOTALS

RPI 1-25

RPI 26-50

W-L RECORDS

RPI 51-100

RPI 101-999

RPI 201+

8- 15

0- 2

0- 0

OVERALL

0- 0

8- 13

8- 7

3- 6

0- 0

0- 0

HOME

0- 0

3- 6

3- 4

5- 9

0- 2

0- 0

AWAY

0- 0

5- 7

5- 3

0- 0

0- 0

0- 0

NEUTRAL

0- 0

0- 0

0- 0

1- 7

0- 2

0- 0

NON-CONFERENCE

0- 0

1- 5

1- 2

1- 2

0- 0

0- 0

HOME

0- 0

1- 2

1- 1

0- 5

0- 2

0- 0

AWAY

0- 0

0- 3

0- 1

0- 0

0- 0

0- 0

NEUTRAL

0- 0

0- 0

0- 0

7- 8

0- 0

0- 0

CONFERENCE

0- 0

7- 8

7- 5

2- 4

0- 0

0- 0

HOME

0- 0

2- 4

2- 3

5- 4

0- 0

0- 0

AWAY

0- 0

5- 4

5- 2

0- 0

0- 0

0- 0

NEUTRAL

0- 0

0- 0

0- 0

RPI 1-25

RPI 26-50

RPI 51-100

RPI 101+

Team's RPI: 279

RPI	S	Opponent	Score
5	A	Baylor	34 95
11	A	Texas	34 100

RPI	S	Opponent	Score
-----	---	----------	-------

RPI	S	Opponent	Score
-----	---	----------	-------

RPI	S	Opponent	Score
109	A	SFA	58 73
114	A	Lamar University	58 83
117	H	Tulane	66 70
124	H	Central Ark.	45 51
165	A	Louisiana Tech	62 78
176	A	Louisiana	86 98
207	A	SMU	59 65
226	H	Abilene Christian	75 80
227	A	New Orleans	62 84
227	H	New Orleans	64 77
228	H	Grambling	60 75
238	A	Nicholls St.	51 63
238	H	Nicholls St.	54 61
290	A	Southeastern La.	77 65
290	H	Southeastern La.	69 47
301	A	Incarnate Word	66 57
321	A	Houston Baptist	86 74
332	A	Northwestern St.	60 44
332	H	Northwestern St.	72 67
337	A	Sam Houston St.	66 63
339	H	La.-Monroe	65 61

LAST 12 Division I GAMES:

238	A	Nicholls St.	51 63	337	A	Sam Houston St.	66 63
227	A	New Orleans	62 84	114	A	Lamar University	58 83
124	H	Central Ark.	45 51	321	A	Houston Baptist	86 74
290	H	Southeastern La.	69 47	290	A	Southeastern La.	77 65
109	A	SFA	58 73	238	H	Nicholls St.	54 61
332	A	Northwestern St.	60 44	227	H	New Orleans	64 77

Non-Div I Games:

LSU-Alexandria

73 53

Louisiana Col.

84 46

Southern-N. O.

76 61

McNeese

■ Loss,
 ■ Non-Conf,
 ■ S Site,
 ■ Home
 ■ A Away
 N Neutral

Average RPI Win:	195	WON-LOST	WINNING	LAST 10	STRENGTH OF	OPP. STRENGTH	TEAM	ADJ.	CONF.	ADJ CONF.
Average RPI Loss:	100	RECORD	PCT. RANK	GAMES	SCHEDULE	OF SCHEDULE	RPI	RPI	RPI	RPI
DIV. I ONLY	8- 19	275	1- 9	47	88	201	201	8	8	
DIV. I NON-CONF.	5- 8	220	0- 0	105	145	215	215	7	7	

TOTALS	RPI 1-25	RPI 26-50	W-L RECORDS	RPI 51-100	RPI 101-999	RPI 201+				
8- 19	0- 4	0- 1	OVERALL	1- 4	7- 10	3- 2				
6- 8	0- 2	0- 0	HOME	1- 2	5- 4	3- 2				
2- 8	0- 1	0- 0	AWAY	0- 2	2- 5	0- 0				
0- 3	0- 1	0- 1	NEUTRAL	0- 0	0- 1	0- 0				
5- 8	0- 1	0- 1	NON-CONFERENCE	1- 1	4- 5	3- 1				
4- 3	0- 0	0- 0	HOME	1- 1	3- 2	3- 1				
1- 2	0- 0	0- 0	AWAY	0- 0	1- 2	0- 0				
0- 3	0- 1	0- 1	NEUTRAL	0- 0	0- 1	0- 0				
3- 11	0- 3	0- 0	CONFERENCE	0- 3	3- 5	0- 1				
2- 5	0- 2	0- 0	HOME	0- 1	2- 2	0- 1				
1- 6	0- 1	0- 0	AWAY	0- 2	1- 3	0- 0				
0- 0	0- 0	0- 0	NEUTRAL	0- 0	0- 0	0- 0				

RPI 1-25				RPI 26-50				RPI 51-100				RPI 101+ Team's RPI: 201			
RPI	S	Opponent	Score	RPI	S	Opponent	Score	RPI	S	Opponent	Score	RPI	S	Opponent	Score
2	A	UConn	49 97	28	N	DePaul	67 81	51	A	UCF	41 61	108	A	Little Rock	57 86
2	H	UConn	36 93					51	H	UCF	40 63	117	H	Tulane	73 60
7	N	Ohio St.	69 100					56	A	Houston	55 66	125	A	Cincinnati	53 64
19	H	South Fla.	62 81					77	H	IUPUI	57 80	135	A	Vanderbilt	71 60
								79	H	UAB	64 62	137	A	Wichita St.	61 69
												137	H	Wichita St.	64 77
												160	N	Kent St.	55 70
												163	H	Southern Ill.	56 68
												165	A	Louisiana Tech	40 65
												179	A	Tulsa	69 48
												185	A	East Carolina	62 75
												185	H	East Carolina	72 36
												207	H	SMU	35 53
												223	H	Illinois	47 63
												228	H	Grambling	57 48
												307	H	Jackson St.	64 53
												328	H	Tennessee St.	79 75

LAST 12 Division I GAMES:															
51	H	UCF	40 63	137	H	Wichita St.	64 77								
117	H	Tulane	73 60	2	H	UConn	36 93								
185	A	East Carolina	62 75	125	A	Cincinnati	53 64								
207	H	SMU	35 53	19	H	South Fla.	62 81								
56	A	Houston	55 66	179	A	Tulsa	69 48								
51	A	UCF	41 61	137	A	Wichita St.	61 69								

Non-Div I Games:

Memphis

Average RPI Win: 214
Average RPI Loss: 36

WON-LOST
RECORD

WINNING
PCT. RANK

LAST 10
GAMES

STRENGTH OF
SCHEDULE

OPP. STRENGTH
OF SCHEDULE

TEAM
RPI

ADJ.
RPI

CONF.
RPI

ADJ CONF.
RPI

DIV. I ONLY	25- 2	5	10- 0	277	148	62	62	17	17
DIV. I NON-CONF.	13- 2	20	0- 0	251	160	69	69	17	17

TOTALS	RPI 1-25	RPI 26-50	W-L RECORDS	RPI 51-100	RPI 101-999	RPI 201+			
25- 2	0- 0	0- 2	OVERALL	2- 0	23- 0	14- 0			
11- 1	0- 0	0- 1	HOME	1- 0	10- 0	7- 0			
13- 0	0- 0	0- 0	AWAY	1- 0	12- 0	6- 0			
1- 1	0- 0	0- 1	NEUTRAL	0- 0	1- 0	1- 0			
13- 2	0- 0	0- 2	NON-CONFERENCE	2- 0	11- 0	8- 0			
6- 1	0- 0	0- 1	HOME	1- 0	5- 0	4- 0			
6- 0	0- 0	0- 0	AWAY	1- 0	5- 0	3- 0			
1- 1	0- 0	0- 1	NEUTRAL	0- 0	1- 0	1- 0			
12- 0	0- 0	0- 0	CONFERENCE	0- 0	12- 0	6- 0			
5- 0	0- 0	0- 0	HOME	0- 0	5- 0	3- 0			
7- 0	0- 0	0- 0	AWAY	0- 0	7- 0	3- 0			
0- 0	0- 0	0- 0	NEUTRAL	0- 0	0- 0	0- 0			

RPI S Opponent	Score	RPI S Opponent	Score	RPI S Opponent	Score	RPI S Opponent	Score
27 H Georgia	54 72	51 A UCF	73 64	107 A North Carolina	97 86		
44 N Western Ky.	62 67	88 H George Washington	61 44	115 A Chattanooga	71 50		
				128 A ETSU	85 65		
				138 A Charlotte	90 74		
				146 A Samford	73 59		
				146 H Samford	48 45		
				170 H Davidson	69 54		
				175 A Furman	86 64		
				175 H Furman	65 53		
				216 A UNC Asheville	67 56		
				222 A UNCG	57 54		
				222 H UNCG	80 57		
				235 A Fla. Atlantic	66 55		
				261 A Campbell	58 57		
				262 H Howard	70 44		
				282 N VCU	70 54		
				299 A Wofford	71 46		
				299 H Wofford	80 39		
				309 A Western Caro.	53 46		
				309 H Western Caro.	72 50		
				318 H South Carolina St.	74 53		
				329 H Ga. Southern	72 45		
				340 H Winthrop	93 45		
LAST 12 Division I GAMES:							
222 A UNCG	57 54	128 A ETSU	85 65				
309 A Western Caro.	53 46	309 H Western Caro.	72 50				
146 H Samford	48 45	222 H UNCG	80 57				
299 H Wofford	80 39	146 A Samford	73 59				
175 H Furman	65 53	175 A Furman	86 64				
115 A Chattanooga	71 50	299 A Wofford	71 46				

Non-Div I Games:

Mercer

Loss, Non-Conf, S Site, H Home A Away N Neutral

Average RPI		Win: 142	WON-LOST RECORD	WINNING PCT. RANK	LAST 10 GAMES	STRENGTH OF SCHEDULE	OPP. STRENGTH OF SCHEDULE	TEAM RPI	ADJ. RPI	CONF. RPI	ADJ. CONF. RPI
Loss: 43											
DIV. I ONLY			19- 8	66	8- 2	40	17	46	46	1	1
DIV. I NON-CONF.			10- 3	52	0- 0	169	96	95	95	1	1
TOTALS		RPI 1-25		RPI 26-50		W-L RECORDS	RPI 51-100	RPI 101-999		RPI 201+	
19- 8	2- 5			2- 0		OVERALL	4- 2	11- 1		5- 0	
12- 5	2- 3			1- 0		HOME	3- 2	6- 0		4- 0	
5- 3	0- 2			1- 0		AWAY	1- 0	3- 1		0- 0	
2- 0	0- 0			0- 0		NEUTRAL	0- 0	2- 0		1- 0	
10- 3	0- 1			0- 0		NON-CONFERENCE	3- 1	7- 1		5- 0	
8- 2	0- 1			0- 0		HOME	3- 1	5- 0		4- 0	
0- 1	0- 0			0- 0		AWAY	0- 0	0- 1		0- 0	
2- 0	0- 0			0- 0		NEUTRAL	0- 0	2- 0		1- 0	
9- 5	2- 4			2- 0		CONFERENCE	1- 1	4- 0		0- 0	
4- 3	2- 2			1- 0		HOME	0- 1	1- 0		0- 0	
5- 2	0- 2			1- 0		AWAY	1- 0	3- 0		0- 0	
0- 0	0- 0			0- 0		NEUTRAL	0- 0	0- 0		0- 0	

RPI 1-25				RPI 26-50				RPI 51-100				RPI 101+			
RPI	S	Opponent	Score	RPI	S	Opponent	Score	RPI	S	Opponent	Score	RPI	S	Opponent	Score
1	A	Notre Dame	76 83	31	H	Syracuse	72 67	54	H	St. John's (NY)	64 74	107	A	North Carolina	92 72
4	H	Louisville	74 84	34	A	Virginia	77 62	67	H	Michigan St.	67 57	112	H	Bethune-Cookman	85 39
6	A	Florida St.	67 105					75	A	Virginia Tech	82 78	136	A	Clemson	72 60
6	H	Florida St.	71 91					80	H	Maine	80 70	147	A	Colorado	61 67
13	H	Duke	51 48					95	H	Kentucky	65 54	163	N	Southern Ill.	75 65
20	H	NC State	52 48					100	H	Wake Forest	50 61	173	H	Pittsburgh	82 58
22	H	Maryland	71 79									194	A	Boston College	65 43
												227	H	New Orleans	76 46
												280	N	Sacramento St.	82 56
												289	H	Vermont	73 49
												304	H	Alabama St.	79 31
												305	H	FIU	77 69
LAST 12 Division I GAMES:															
				34	A	Virginia	77 62	4	H	Louisville	74 84				
				173	H	Pittsburgh	82 58	194	A	Boston College	65 43				
				6	H	Florida St.	71 91	31	H	Syracuse	72 67				
				20	H	NC State	52 48	136	A	Clemson	72 60				
				107	A	North Carolina	92 72	6	A	Florida St.	67 105				
				75	A	Virginia Tech	82 78	100	H	Wake Forest	50 61				

Non-Div I Games:

Miami (FL)

Loss, Non-Conf, S Site, H Home A Away N Neutral

Average RPI Win:	196	WON-LOST	WINNING	LAST 10	STRENGTH OF	OPP. STRENGTH	TEAM	ADJ.	CONF.	ADJ CONF.
Average RPI Loss:	80	RECORD	PCT. RANK	GAMES	SCHEDULE	OF SCHEDULE	RPI	RPI	RPI	RPI
DIV. I ONLY	17- 9	85	8- 2	135	108	87	87	7	7	
DIV. I NON-CONF.	8- 3	65	0- 0	239	317	90	90	8	8	

TOTALS	RPI 1-25	RPI 26-50	W-L RECORDS	RPI 51-100	RPI 101-999	RPI 201+				
17- 9	0- 2	0- 3	OVERALL	3- 0	14- 4	8- 0				
9- 3	0- 1	0- 1	HOME	2- 0	7- 1	5- 0				
7- 6	0- 1	0- 2	AWAY	1- 0	6- 3	3- 0				
1- 0	0- 0	0- 0	NEUTRAL	0- 0	1- 0	0- 0				
8- 3	0- 0	0- 1	NON-CONFERENCE	1- 0	7- 2	5- 0				
5- 0	0- 0	0- 0	HOME	0- 0	5- 0	4- 0				
2- 3	0- 0	0- 1	AWAY	1- 0	1- 2	1- 0				
1- 0	0- 0	0- 0	NEUTRAL	0- 0	1- 0	0- 0				
9- 6	0- 2	0- 2	CONFERENCE	2- 0	7- 2	3- 0				
4- 3	0- 1	0- 1	HOME	2- 0	2- 1	1- 0				
5- 3	0- 1	0- 1	AWAY	0- 0	5- 1	2- 0				
0- 0	0- 0	0- 0	NEUTRAL	0- 0	0- 0	0- 0				

RPI 1-25				RPI 26-50				RPI 51-100				Team's RPI: 87				RPI 101+			
RPI	S	Opponent	Score	RPI	S	Opponent	Score	RPI	S	Opponent	Score	RPI	S	Opponent	Score	RPI	S	Opponent	Score
15	A	Buffalo	67 72	26	H	Central Mich.	66 84	60	H	Toledo	67 58	111	A	Western Mich.	70 81				
15	H	Buffalo	49 64	39	A	Ball St.	61 86	77	A	IUPUI	96 83	125	A	Cincinnati	62 73				
				45	A	Purdue	66 75	85	H	Ohio	64 55	126	A	Northern Ill.	77 62				
												126	H	Northern Ill.	67 65				
												142	A	Loyola Marymount	71 84				
												160	A	Kent St.	65 59				
												172	N	Denver	69 52				
												180	H	Jacksonville St.	58 55				
												200	A	Eastern Mich.	73 69				
												200	H	Eastern Mich.	59 74				
												209	A	Bowling Green	66 62				
												214	A	Akron	77 50				
												214	H	Akron	75 67				
												263	A	Indiana St.	68 56				
												284	H	Canisius	72 47				
												293	H	Valparaiso	77 68				
												323	H	Detroit Mercy	91 64				
												342	H	Florida A&M	73 33				

LAST 12 Division I GAMES:																			
214	A	Akron	77 50	85	H	Ohio	64 55	200	A	Eastern Mich.	73 69	111	A	Western Mich.	70 81				
160	A	Kent St.	65 59	200	A	Eastern Mich.	73 69	214	H	Akron	75 67	200	H	Eastern Mich.	59 74				
15	H	Buffalo	49 64	111	A	Western Mich.	70 81	15	A	Buffalo	67 72								
60	H	Toledo	67 58																
209	A	Bowling Green	66 62																
126	A	Northern Ill.	77 62																

Non-Div I Games:

Miami (OH)

Average RPI Win:	163	WON-LOST	WINNING	LAST 10	STRENGTH OF	OPP. STRENGTH	TEAM	ADJ.	CONF.	ADJ CONF.
Average RPI Loss:	27	RECORD	PCT. RANK	GAMES	SCHEDULE	OF SCHEDULE	RPI	RPI	RPI	RPI
DIV. I ONLY	20- 8	61	6- 4	73	41	47	47	3	3	
DIV. I NON-CONF.	11- 2	22	0- 0	160	102	47	47	4	4	
TOTALS	RPI 1-25	RPI 26-50	W-L RECORDS	RPI 51-100	RPI 101-999	RPI 201+				
20- 8	1- 4	1- 3	OVERALL	6- 1	12- 0	7- 0				
13- 3	0- 2	1- 1	HOME	4- 0	8- 0	5- 0				
7- 5	1- 2	0- 2	AWAY	2- 1	4- 0	2- 0				
0- 0	0- 0	0- 0	NEUTRAL	0- 0	0- 0	0- 0				
11- 2	0- 2	1- 0	NON-CONFERENCE	2- 0	8- 0	6- 0				
8- 1	0- 1	1- 0	HOME	1- 0	6- 0	4- 0				
3- 1	0- 1	0- 0	AWAY	1- 0	2- 0	2- 0				
0- 0	0- 0	0- 0	NEUTRAL	0- 0	0- 0	0- 0				
9- 6	1- 2	0- 3	CONFERENCE	4- 1	4- 0	1- 0				
5- 2	0- 1	0- 1	HOME	3- 0	2- 0	1- 0				
4- 4	1- 1	0- 2	AWAY	1- 1	2- 0	0- 0				
0- 0	0- 0	0- 0	NEUTRAL	0- 0	0- 0	0- 0				

RPI	S	Opponent	Score	RPI	S	Opponent	Score	Team's RPI: 47	RPI	S	Opponent	Score	RPI	S	Opponent	Score
1	H	Notre Dame	63 83	30	H	Marquette	82 76		52	H	Indiana	84 79	101	H	George Mason	75 61
4	A	Louisville	49 74	33	A	Rutgers	56 63		66	A	Nebraska	69 64	160	H	Kent St.	54 41
7	A	Ohio St.	84 75	43	A	Minnesota	87 93		67	A	Michigan St.	61 66	183	A	Northwestern	80 59
7	H	Ohio St.	71 78	45	H	Purdue	79 81		67	H	Michigan St.	74 48	183	H	Northwestern	84 63
18	A	Iowa	72 82						84	H	Penn St.	89 69	186	A	Wisconsin	80 57
									85	A	Ohio	74 61	217	H	Oakland	78 69
									89	H	Liberty	74 50	223	H	Illinois	86 42
													252	H	North Florida	79 34
													286	A	LIU Brooklyn	86 49
													323	A	Detroit Mercy	86 50
													330	H	Fort Wayne	77 45
													333	H	Delaware St.	105 36
LAST 12 Division I GAMES:																
43	A	Minnesota	87 93	67	H	Michigan St.	74 48		223	H	Illinois	86 42				
67	A	Michigan St.	61 66	7	A	Ohio St.	84 75		66	A	Nebraska	69 64				
183	H	Northwestern	84 63	52	H	Indiana	84 79		52	H	Indiana	84 79				
33	A	Rutgers	56 63	7	H	Ohio St.	71 78									
45	H	Purdue	79 81													
183	A	Northwestern	80 59													

Non-Div I Games:

Michigan

Average RPI Loss: 35

DIV. I ONLY	16- 12	133	3- 7	23	39	67	67	3	3
DIV. I NON-CONF.	10- 3	52	0- 0	86	57	37	37	4	4
TOTALS	RPI 1-25	RPI 26-50	W-L RECORDS	RPI 51-100	RPI 101-999	RPI 201+			
16- 12	2- 5	2- 4	OVERALL	1- 3	11- 0	6- 0			
9- 5	0- 2	2- 1	HOME	0- 2	7- 0	3- 0			
5- 6	1- 2	0- 3	AWAY	1- 1	3- 0	2- 0			
2- 1	1- 1	0- 0	NEUTRAL	0- 0	1- 0	1- 0			
10- 3	1- 2	1- 1	NON-CONFERENCE	0- 0	8- 0	5- 0			
6- 0	0- 0	1- 0	HOME	0- 0	5- 0	3- 0			
2- 2	0- 1	0- 1	AWAY	0- 0	2- 0	1- 0			
2- 1	1- 1	0- 0	NEUTRAL	0- 0	1- 0	1- 0			
6- 9	1- 3	1- 3	CONFERENCE	1- 3	3- 0	1- 0			
3- 5	0- 2	1- 1	HOME	0- 2	2- 0	0- 0			
3- 4	1- 1	0- 2	AWAY	1- 1	1- 0	1- 0			
0- 0	0- 0	0- 0	NEUTRAL	0- 0	0- 0	0- 0			

RPI 1-25					RPI 26-50					RPI 51-100					Team's RPI: 67					RPI 101+				
RPI	S	Opponent	Score		RPI	S	Opponent	Score		RPI	S	Opponent	Score		RPI	S	Opponent	Score						
1	A	Notre Dame	59	90	33	H	Rutgers	58	61	52	A	Indiana	68	46	111	H	Western Mi ch.	65	62					
2	N	UConn	62	96	41	H	Qui nni pi ac	74	55	52	H	Indiana	65	69	128	A	ETSU	83	74					
7	A	Ohio St.	62	78	43	A	Minnesota	77	83	66	H	Nebraska	69	79	133	H	Robert Morris	100	58					
18	H	Iowa	68	71	46	A	Miami (FL)	57	67	84	A	Penn St.	59	74	183	H	Northwestern	81	51					
19	N	South Fla.	83	73	47	A	Michigan	48	74						186	H	Wisconsin	69	61					
22	A	Maryland	82	68	47	H	Michigan	66	61						217	H	Oakland	95	63					
22	H	Maryland	68	76											223	A	Illinois	67	55					
															253	H	Col. of Charleston	107	43					
															323	A	Detroit Mercy	97	60					
															327	H	Rhode Island	82	38					
															341	N	Mississippi Val.	83	64					
LAST 12 Division I GAMES:																								
186	H	Wisconsin	69	61	7	A	Ohio St.	62	78															
66	H	Nebraska	69	79	47	A	Michigan	48	74															
47	H	Michigan	66	61	52	H	Indiana	65	69															
22	H	Maryland	68	76	223	A	Illinois	67	55															
84	A	Penn St.	59	74	22	A	Maryland	82	68															
18	H	Iowa	68	71	43	A	Minnesota	77	83															

Non-Div I Games:

Mi chi gan St.

Average RPI Win:	222	WON-LOST	WINNING	LAST 10	STRENGTH OF	OPP. STRENGTH	TEAM	ADJ.	CONF.	ADJ CONF.
Average RPI Loss:	92	RECORD	PCT. RANK	GAMES	SCHEDULE	OF SCHEDULE	RPI	RPI	RPI	RPI
DIV. I ONLY	16- 10	109	7- 3	166	118	120	120	18	18	
DIV. I NON-CONF.	8- 5	111	0- 0	267	33	125	125	19	19	

TOTALS	RPI 1-25	RPI 26-50	W-L RECORDS	RPI 51-100	RPI 101-999	RPI 201+				
16- 10	0- 1	0- 3	OVERALL	2- 2	14- 4	10- 1				
8- 4	0- 0	0- 1	HOME	2- 1	6- 2	4- 1				
7- 5	0- 1	0- 1	AWAY	0- 1	7- 2	5- 0				
1- 1	0- 0	0- 1	NEUTRAL	0- 0	1- 0	1- 0				
8- 5	0- 1	0- 1	NON-CONFERENCE	1- 1	7- 2	5- 0				
5- 0	0- 0	0- 0	HOME	1- 0	4- 0	3- 0				
2- 4	0- 1	0- 0	AWAY	0- 1	2- 2	1- 0				
1- 1	0- 0	0- 1	NEUTRAL	0- 0	1- 0	1- 0				
8- 5	0- 0	0- 2	CONFERENCE	1- 1	7- 2	5- 1				
3- 4	0- 0	0- 1	HOME	1- 1	2- 2	1- 1				
5- 1	0- 0	0- 1	AWAY	0- 0	5- 0	4- 0				
0- 0	0- 0	0- 0	NEUTRAL	0- 0	0- 0	0- 0				

RPI 1-25				RPI 26-50				RPI 51-100				RPI 101+				Team's RPI: 120
RPI	S	Opponent	Score	RPI	S	Opponent	Score	RPI	S	Opponent	Score	RPI	S	Opponent	Score	
4	A	Louisville	26 80	44	A	Western Ky.	43 57	69	A	Georgia Tech	45 48	117	A	Tulane	44 62	
				44	H	Western Ky.	60 76	79	H	UAB	51 59	135	A	Vanderbilt	65 54	
				49	N	Southern California	57 72	91	H	Rice	51 41	138	H	Charlotte	64 45	
								95	H	Kentucky	62 57	144	A	Ole Miss	56 65	
												165	H	Louisiana Tech	49 66	
												167	A	UTEP	54 45	
												168	H	Troy	73 57	
												202	H	Southern Miss.	53 61	
												215	H	North Texas	56 48	
												216	A	UNC Asheville	72 57	
												235	A	Fla. Atlantic	69 65	
												260	H	Lipscomb	72 48	
												284	N	Canisius	55 45	
												296	A	UTSA	62 47	
												305	A	FIU	63 59	
												310	H	Coppin St.	69 39	
												314	H	Tennessee Tech	58 44	
												319	A	Marshall	73 57	

LAST 12 Division I GAMES:																
				91	H	Rice	51 41	319	A	Marshall	73 57					
				44	H	Western Ky.	60 76	202	H	Southern Miss.	53 61					
				305	A	FIU	63 59	215	H	North Texas	56 48					
				235	A	Fla. Atlantic	69 65	167	A	UTEP	54 45					
				165	H	Louisiana Tech	49 66	296	A	UTSA	62 47					
				138	H	Charlotte	64 45	79	H	UAB	51 59					

Non-Div I Games:

Middle Tenn.

Average RPI Win: 221	WON-LOST RECORD	WINNING PCT. RANK	LAST 10 GAMES	STRENGTH OF SCHEDULE	OPP. STRENGTH OF SCHEDULE	TEAM RPI	ADJ. RPI	CONF. RPI	ADJ CONF. RPI
Average RPI Loss: 88									
DIV. I ONLY	19- 9	74	6- 4	178	154	96	96	11	11
DIV. I NON-CONF.	9- 3	61	0- 0	283	189	113	113	15	15

TOTALS	RPI 1-25	RPI 26-50	W-L RECORDS	RPI 51-100	RPI 101-999	RPI 201+			
19- 9	0- 2	0- 1	OVERALL	1- 3	18- 3	11- 1			
7- 4	0- 1	0- 1	HOME	0- 1	7- 1	4- 1			
11- 4	0- 1	0- 0	AWAY	1- 1	10- 2	6- 0			
1- 1	0- 0	0- 0	NEUTRAL	0- 1	1- 0	1- 0			
9- 3	0- 0	0- 1	NON-CONFERENCE	0- 2	9- 0	6- 0			
3- 1	0- 0	0- 1	HOME	0- 0	3- 0	3- 0			
5- 1	0- 0	0- 0	AWAY	0- 1	5- 0	2- 0			
1- 1	0- 0	0- 0	NEUTRAL	0- 1	1- 0	1- 0			
10- 6	0- 2	0- 0	CONFERENCE	1- 1	9- 3	5- 1			
4- 3	0- 1	0- 0	HOME	0- 1	4- 1	1- 1			
6- 3	0- 1	0- 0	AWAY	1- 0	5- 2	4- 0			
0- 0	0- 0	0- 0	NEUTRAL	0- 0	0- 0	0- 0			

RPI 1-25	RPI 26-50	RPI 51-100	Team's RPI: 96	RPI 101+
RPI S Opponent Score	RPI S Opponent Score	RPI S Opponent Score		RPI S Opponent Score
16 A Green Bay 29 52	30 H Marquette 68 83	56 N Houston 59 74		105 A Cleveland St. 69 63
16 H Green Bay 36 65		77 A IUPUI 67 60		105 H Cleveland St. 79 72
		77 H IUPUI 68 70		110 A Wright St. 51 56
		78 A Drake 73 77		110 H Wright St. 59 53
				113 A Western Ill. 77 67
				170 A Youngstown St. 85 86
				170 H Youngstown St. 62 61
				183 A Northwestern 66 57
				186 A Wisconsin 67 64
				203 N CSUN 58 50
				217 A Oakland 74 62
				243 A Northern Ky. 52 49
				243 H Northern Ky. 57 60
				254 H Illinois St. 61 59
				278 H North Dakota St. 74 38
				303 H Loyola Chicago 63 41
				323 A Detroit Mercy 70 61
				326 A Ill. -Chicago 76 53
				326 H Ill. -Chicago 59 44
				330 A Fort Wayne 60 48
				345 A Chicago St. 84 59
LAST 12 Division I GAMES:				
77 A IUPUI 67 60	326 H Ill. -Chicago 59 44			
105 A Cleveland St. 69 63	77 H IUPUI 68 70			
170 A Youngstown St. 85 86	323 A Detroit Mercy 70 61			
16 H Green Bay 36 65	217 A Oakland 74 62			
243 H Northern Ky. 57 60	326 A Ill. -Chicago 76 53			
110 H Wright St. 59 53	170 H Youngstown St. 62 61			

Non-Div I Games:

Milwaukee

Average RPI	Win:	144	WON-LOST	WINNING	LAST 10	STRENGTH OF	OPP. STRENGTH	TEAM	ADJ.	CONF.	ADJ CONF.
Average RPI	Loss:	67	RECORD	PCT. RANK	GAMES	SCHEDULE	OF SCHEDULE	RPI	RPI	RPI	RPI
DIV. I ONLY		21- 7	44	7- 3	109	30	43	43	3	3	
DIV. I NON-CONF.		11- 2	22	0- 0	302	68	78	78	4	4	

TOTALS	RPI 1-25		RPI 26-50		W-L RECORDS	RPI 51-100		RPI 101-999		RPI 201+	
21- 7	2- 2		2- 1		OVERALL	5- 2		12- 2		4- 0	
13- 2	2- 0		1- 0		HOME	2- 2		8- 0		3- 0	
7- 5	0- 2		1- 1		AWAY	2- 0		4- 2		1- 0	
1- 0	0- 0		0- 0		NEUTRAL	1- 0		0- 0		0- 0	
11- 2	0- 0		0- 0		NON-CONFERENCE	2- 0		9- 2		4- 0	
7- 0	0- 0		0- 0		HOME	0- 0		7- 0		3- 0	
3- 2	0- 0		0- 0		AWAY	1- 0		2- 2		1- 0	
1- 0	0- 0		0- 0		NEUTRAL	1- 0		0- 0		0- 0	
10- 5	2- 2		2- 1		CONFERENCE	3- 2		3- 0		0- 0	
6- 2	2- 0		1- 0		HOME	2- 2		1- 0		0- 0	
4- 3	0- 2		1- 1		AWAY	1- 0		2- 0		0- 0	
0- 0	0- 0		0- 0		NEUTRAL	0- 0		0- 0		0- 0	

RPI	S	Opponent	Score	RPI	S	Opponent	Score	RPI	S	Opponent	Score	RPI	S	Opponent	Score
7	A	Ohio St.	75 91	33	A	Rutgers	70 80	52	H	Indiana	70 82	107	A	North Carolina	83 88
18	A	Iowa	84 92	45	A	Purdue	78 74	66	H	Nebraska	74 79	121	A	Georgetown	73 63
18	H	Iowa	77 72	47	H	Michigan	93 87	67	H	Michigan St.	83 77	155	H	Cal Poly	112 68
22	H	Maryland	93 74					84	A	Penn St.	91 71	183	A	Northwestern	90 63
								84	H	Penn St.	101 68	186	A	Wisconsin	71 61
								86	A	UNLV	79 72	186	H	Wisconsin	90 65
								100	N	Wake Forest	93 81	189	A	San Diego	69 72
												194	H	Boston College	78 68
												196	H	Lehigh	107 73
												200	H	Eastern Mich.	80 56
												219	H	Xavier	74 62
												231	H	UC Riverside	101 75
												282	H	VCU	108 63
												327	A	Rhode Island	82 60

LAST 12 Division I GAMES:															
52	H	Indiana	70 82	186	A	Wisconsin	71 61								
22	H	Maryland	93 74	18	H	Iowa	77 72								
47	H	Michigan	93 87	186	H	Wisconsin	90 65								
84	H	Penn St.	101 68	33	A	Rutgers	70 80								
45	A	Purdue	78 74	84	A	Penn St.	91 71								
18	A	Iowa	84 92	67	H	Michigan St.	83 77								

Non-Div I Games:

Minnesota

Average RPI	Win:	102	WON-LOST	WINNING	LAST 10	STRENGTH OF	OPP. STRENGTH	TEAM	ADJ.	CONF.	ADJ CONF.
Average RPI	Loss:	0	RECORD	PCT. RANK	GAMES	SCHEDULE	OF SCHEDULE	RPI	RPI	RPI	RPI
DIV. I ONLY		28- 0		1	10- 0	24	15	3	3	2	2
DIV. I NON-CONF.		14- 0		1	0- 0	40	35	4	4	2	2

TOTALS	RPI 1-25		RPI 26-50		W-L RECORDS	RPI 51-100		RPI 101-999		RPI 201+	
28- 0	7- 0		4- 0		OVERALL	5- 0		12- 0		4- 0	
15- 0	3- 0		1- 0		HOME	4- 0		7- 0		3- 0	
8- 0	3- 0		1- 0		AWAY	1- 0		3- 0		0- 0	
5- 0	1- 0		2- 0		NEUTRAL	0- 0		2- 0		1- 0	
14- 0	2- 0		3- 0		NON-CONFERENCE	3- 0		6- 0		4- 0	
8- 0	1- 0		1- 0		HOME	2- 0		4- 0		3- 0	
1- 0	0- 0		0- 0		AWAY	1- 0		0- 0		0- 0	
5- 0	1- 0		2- 0		NEUTRAL	0- 0		2- 0		1- 0	
14- 0	5- 0		1- 0		CONFERENCE	2- 0		6- 0		0- 0	
7- 0	2- 0		0- 0		HOME	2- 0		3- 0		0- 0	
7- 0	3- 0		1- 0		AWAY	0- 0		3- 0		0- 0	
0- 0	0- 0		0- 0		NEUTRAL	0- 0		0- 0		0- 0	

RPI	S	Opponent	Score	RPI	S	Opponent	Score	RPI	S	Opponent	Score	RPI	S	Opponent	Score
8	H	Oregon	90 79	27	A	Georgia	86 62	63	H	Oklahoma St.	79 76	108	H	Little Rock	86 48
10	A	Tennessee	71 52	31	N	Syracuse	76 65	80	H	Maine	83 43	116	H	Arkansas	111 69
12	A	Missouri	57 53	34	H	Virginia	68 53	81	H	Alabama	75 61	135	A	Vanderbilt	95 50
16	N	Green Bay	67 46	40	N	Arizona St.	65 57	86	A	UNLV	103 63	144	A	Ole Miss	69 49
17	H	South Carolina	67 53					95	H	Kentucky	74 55	144	H	Ole Miss	76 45
21	H	Texas A&M	76 55									158	A	Florida	98 50
25	A	LSU	83 70									158	H	Florida	90 53

LAST 12 Division I GAMES:															
21	H	Texas A&M	76 55	144	A	Ole Miss	69 49								
135	A	Vanderbilt	95 50	158	H	Florida	90 53								
95	H	Kentucky	74 55	10	A	Tennessee	71 52								
158	A	Florida	98 50	81	H	Alabama	75 61								
17	H	South Carolina	67 53	144	H	Ole Miss	76 45								
12	A	Missouri	57 53	25	A	LSU	83 70								

Non-Div I Games:

Mississippi St.

Average RPI Win:	301	WON-LOST	WINNING	LAST 10	STRENGTH OF	OPP. STRENGTH	TEAM	ADJ.	CONF.	ADJ CONF.
Average RPI Loss:	209	RECORD	PCT. RANK	GAMES	SCHEDULE	OF SCHEDULE	RPI	RPI	RPI	RPI
DIV. I ONLY	2- 25	343	2- 8	235	337	341	341	32	32	
DIV. I NON-CONF.	0- 12	337	0- 0	61	170	289	289	32	32	

TOTALS	RPI 1-25	RPI 26-50	W-L RECORDS	RPI 51-100	RPI 101-999	RPI 201+				
2- 25	0- 1	0- 2	OVERALL	0- 3	2- 19	2- 16				
1- 9	0- 0	0- 0	HOME	0- 0	1- 9	1- 8				
1- 11	0- 0	0- 0	AWAY	0- 0	1- 1	1- 0				
0- 5	0- 0	0- 1	NEUTRAL	0- 2	0- 2	0- 2				
0- 12	0- 1	0- 2	NON-CONFERENCE	0- 3	0- 6	0- 5				
0- 1	0- 0	0- 0	HOME	0- 0	0- 1	0- 1				
0- 6	0- 1	0- 1	AWAY	0- 1	0- 3	0- 2				
0- 5	0- 0	0- 1	NEUTRAL	0- 2	0- 2	0- 2				
2- 13	0- 0	0- 0	CONFERENCE	0- 0	2- 13	2- 11				
1- 8	0- 0	0- 0	HOME	0- 0	1- 8	1- 7				
1- 5	0- 0	0- 0	AWAY	0- 0	1- 5	1- 4				
0- 0	0- 0	0- 0	NEUTRAL	0- 0	0- 0	0- 0				

RPI 1-25				RPI 26-50				RPI 51-100				RPI 101+ Team's RPI: 341			
RPI	S	Opponent	Score	RPI	S	Opponent	Score	RPI	S	Opponent	Score	RPI	S	Opponent	Score
3	A	Mississippi St.	36 112	29	N	Dayton	46 65	67	N	Michigan St.	64 83	147	A	Colorado	48 85
				44	A	Western Ky.	48 87	78	N	Drake	60 96	187	A	Southern U.	58 66
								79	A	UAB	72 87	187	H	Southern U.	54 70
												202	A	Southern Miss.	69 84
												228	H	Grambling	62 64
												238	H	Nicholls St.	57 62
												239	A	Texas Southern	39 55
												239	H	Texas Southern	53 72
												257	A	Prairie View	73 78
												257	H	Prairie View	74 75
												267	N	Massachusetts	46 85
												294	A	Alcorn	62 61
												294	H	Alcorn	70 76
												296	N	UTSA	55 68
												300	A	Murray St.	63 64
												304	A	Alabama St.	41 76
												304	H	Alabama St.	62 70
												307	H	Jackson St.	72 61
												316	A	Alabama A&M	48 65
												316	H	Alabama A&M	49 57
												338	H	Ark. -Pine Bluff	59 64

LAST 12 Division I GAMES:															
257	H	Prairie View	74 75	228	H	Grambling	62 64								
239	H	Texas Southern	53 72	307	H	Jackson St.	72 61								
187	A	Southern U.	58 66	257	A	Prairie View	73 78								
294	A	Alcorn	62 61	239	A	Texas Southern	39 55								
316	H	Alabama A&M	49 57	187	H	Southern U.	54 70								
304	H	Alabama St.	62 70	294	H	Alcorn	70 76								

Non-Div I Games:

Mississippi Val.

Average RPI Win:	121	WON-LOST	WINNING	LAST 10	STRENGTH OF	OPP. STRENGTH	TEAM	ADJ.	CONF.	ADJ CONF.
Average RPI Loss:	23	RECORD	PCT. RANK	GAMES	SCHEDULE	OF SCHEDULE	RPI	RPI	RPI	RPI
DIV. I ONLY	22- 5	22	7- 3	30	21	12	12	2	2	
DIV. I NON-CONF.	12- 1	6	0- 0	85	42	15	15	2	2	

TOTALS	RPI 1-25	RPI 26-50	W-L RECORDS	RPI 51-100	RPI 101-999	RPI 201+				
22- 5	2- 3	2- 2	OVERALL	5- 0	13- 0	4- 0				
11- 2	2- 2	0- 0	HOME	2- 0	7- 0	2- 0				
7- 2	0- 1	1- 1	AWAY	2- 0	4- 0	0- 0				
4- 1	0- 0	1- 1	NEUTRAL	1- 0	2- 0	2- 0				
12- 1	0- 0	2- 1	NON-CONFERENCE	3- 0	7- 0	4- 0				
6- 0	0- 0	0- 0	HOME	1- 0	5- 0	2- 0				
2- 0	0- 0	1- 0	AWAY	1- 0	0- 0	0- 0				
4- 1	0- 0	1- 1	NEUTRAL	1- 0	2- 0	2- 0				
10- 4	2- 3	0- 1	CONFERENCE	2- 0	6- 0	0- 0				
5- 2	2- 2	0- 0	HOME	1- 0	2- 0	0- 0				
5- 2	0- 1	0- 1	AWAY	1- 0	4- 0	0- 0				
0- 0	0- 0	0- 0	NEUTRAL	0- 0	0- 0	0- 0				

RPI 1-25				Team's RPI: 12				RPI 26-50				RPI 51-100				RPI 101+			
RPI	S	Opponent	Score	RPI	S	Opponent	Score	RPI	S	Opponent	Score	RPI	S	Opponent	Score	RPI	S	Opponent	Score
3	H	Mississippi St.	53 57	27	A	Georgia	50 62	52	N	Indiana	75 55	104	A	Auburn	59 51				
10	H	Tennessee	77 73	36	A	California	55 52	81	A	Alabama	62 56	110	H	Wright St.	82 80				
17	A	South Carolina	54 64	41	N	Quinnipiac	66 51	92	H	Kansas St.	73 59	116	A	Arkansas	84 58				
17	H	South Carolina	83 74	44	N	Western Ky.	76 79	95	H	Kentucky	83 78	116	H	Arkansas	88 54				
25	H	LSU	65 69					97	A	Missouri St.	69 59	131	H	Saint Louis	70 58				
												135	A	Vanderbilt	81 70				
												144	A	Ole Miss	67 48				
												148	H	SIUE	78 48				
												158	H	Florida	66 64				
												219	N	Xavier	74 48				
												223	H	Illinois	72 55				
												227	H	New Orleans	81 45				
												310	N	Coppin St.	73 50				
LAST 12 Division I GAMES:																			
10	H	Tennessee	77 73	17	A	South Carolina	54 64												
104	A	Auburn	59 51	27	A	Georgia	50 62												
116	A	Arkansas	84 58	116	H	Arkansas	88 54												
95	H	Kentucky	83 78	144	A	Ole Miss	67 48												
158	H	Florida	66 64	135	A	Vanderbilt	81 70												
3	H	Mississippi St.	53 57	17	H	South Carolina	83 74												

Non-Div I Games:

Missouri

Average RPI Win:	244	WON-LOST	WINNING	LAST 10	STRENGTH OF	OPP. STRENGTH	TEAM	ADJ.	CONF.	ADJ CONF.
Average RPI Loss:	78	RECORD	PCT. RANK	GAMES	SCHEDULE	OF SCHEDULE	RPI	RPI	RPI	RPI
DIV. I ONLY	15- 10	120	8- 2	114	206	97	97	24	24	
DIV. I NON-CONF.	3- 7	254	0- 0	13	40	149	149	22	22	

TOTALS	RPI 1-25	RPI 26-50	W-L RECORDS	RPI 51-100	RPI 101-999	RPI 201+				
15- 10	0- 2	0- 1	OVERALL	0- 4	15- 3	10- 0				
8- 2	0- 1	0- 0	HOME	0- 1	8- 0	4- 0				
7- 6	0- 0	0- 1	AWAY	0- 2	7- 3	6- 0				
0- 2	0- 1	0- 0	NEUTRAL	0- 1	0- 0	0- 0				
3- 7	0- 2	0- 1	NON-CONFERENCE	0- 2	3- 2	0- 0				
3- 1	0- 1	0- 0	HOME	0- 0	3- 0	0- 0				
0- 4	0- 0	0- 1	AWAY	0- 1	0- 2	0- 0				
0- 2	0- 1	0- 0	NEUTRAL	0- 1	0- 0	0- 0				
12- 3	0- 0	0- 0	CONFERENCE	0- 2	12- 1	10- 0				
5- 1	0- 0	0- 0	HOME	0- 1	5- 0	4- 0				
7- 2	0- 0	0- 0	AWAY	0- 1	7- 1	6- 0				
0- 0	0- 0	0- 0	NEUTRAL	0- 0	0- 0	0- 0				

RPI 1-25				RPI 26-50				RPI 51-100 Team's RPI: 97				RPI 101+			
RPI	S	Opponent	Score	RPI	S	Opponent	Score	RPI	S	Opponent	Score	RPI	S	Opponent	Score
5	N	Bayl or	58 100	39	A	Bal l St.	58 70	74	N	Penn	60 65	108	A	Little Rock	51 63
12	H	Missouri	59 69					78	A	Drake	65 84	137	A	Wichi ta St.	58 72
								78	H	Drake	68 80	137	H	Wichi ta St.	94 71
								81	A	Al abama	61 65	152	A	UNI	57 52
												152	H	UNI	62 52
												163	A	Southern Ill.	69 71
												181	H	Oral Roberts	76 66
												183	H	Northwestern	90 59
												254	A	Illinois St.	56 50
												254	H	Illinois St.	75 58
												263	A	Indiana St.	77 63
												274	A	Bradley	71 65
												274	H	Bradley	74 54
												293	A	Valparaiso	66 60
												293	H	Valparaiso	83 60
												303	A	Loyola Chi cago	69 58
												303	H	Loyola Chi cago	75 36
												349	A	Evansville	95 65

LAST 12 Division I GAMES:															
293	A	Valparaiso	66 60	163	A	Southern Ill.	69 71								
303	A	Loyola Chi cago	69 58	303	H	Loyola Chi cago	75 36								
254	H	Illinois St.	75 58	293	H	Valparaiso	83 60								
274	H	Bradley	74 54	274	A	Bradley	71 65								
78	A	Drake	65 84	254	A	Illinois St.	56 50								
152	A	UNI	57 52	152	H	UNI	62 52								

Non-Div I Games: Central Mo. 62 36

Missouri St.

Average RPI Win: 290	WON-LOST RECORD	WINNING PCT. RANK	LAST 10 GAMES	STRENGTH OF SCHEDULE	OPP. STRENGTH OF SCHEDULE	TEAM RPI	ADJ. RPI	CONF. RPI	ADJ CONF. RPI
Average RPI Loss: 178									
DIV. I ONLY	8- 19	275	4- 6	251	319	302	302	28	28
DIV. I NON-CONF.	2- 9	295	0- 0	54	304	247	247	26	26

TOTALS	RPI 1-25	RPI 26-50	W-L RECORDS	RPI 51-100	RPI 101-999	RPI 201+			
8- 19	0- 0	0- 1	OVERALL	0- 5	8- 13	8- 7			
6- 7	0- 0	0- 1	HOME	0- 3	6- 3	6- 1			
1- 12	0- 0	0- 0	AWAY	0- 2	1- 10	1- 6			
1- 0	0- 0	0- 0	NEUTRAL	0- 0	1- 0	1- 0			
2- 9	0- 0	0- 0	NON-CONFERENCE	0- 5	2- 4	2- 1			
1- 4	0- 0	0- 0	HOME	0- 3	1- 1	1- 0			
0- 5	0- 0	0- 0	AWAY	0- 2	0- 3	0- 1			
1- 0	0- 0	0- 0	NEUTRAL	0- 0	1- 0	1- 0			
6- 10	0- 0	0- 1	CONFERENCE	0- 0	6- 9	6- 6			
5- 3	0- 0	0- 1	HOME	0- 0	5- 2	5- 1			
1- 7	0- 0	0- 0	AWAY	0- 0	1- 7	1- 5			
0- 0	0- 0	0- 0	NEUTRAL	0- 0	0- 0	0- 0			

RPI S Opponent	Score	RPI S Opponent	Score	RPI S Opponent	Score	RPI S Opponent	Score
		41 H Qui nni pi ac	55 76	75 H Virginia Tech	34 84	133 A Robert Morris	38 56
				82 A Navy	49 73	136 A Clemson	54 57
				83 H Albany (NY)	44 68	161 A Marist	46 69
				88 H George Washington	45 59	161 H Marist	57 85
				99 A Jacksonvill e	65 74	192 A Siena	41 44
						196 H Lehigh	57 75
						247 A Niagara	65 68
						247 H Niagara	65 63
						250 A Fairfield	55 61
						252 N North Florida	67 57
						255 A Manhattan	53 63
						255 H Manhattan	63 59
						267 A Fairleigh Dickinson	61 78
						269 H Sacred Heart	69 64
						273 H Rider	63 56
						284 A Canisius	50 62
						284 H Canisius	48 60
						336 A Iona	62 56
						336 H Iona	68 56
						348 A Saint Peter's	47 67
						348 H Saint Peter's	51 44
LAST 12 Division I GAMES:							
247 A Niagara	65 68	273 H Rider	63 56				
284 A Canisius	50 62	255 A Manhattan	53 63				
255 H Manhattan	63 59	348 A Saint Peter's	47 67				
247 H Niagara	65 63	336 H Iona	68 56				
161 H Marist	57 85	284 H Canisius	48 60				
192 A Siena	41 44	41 H Qui nni pi ac	55 76				

Non-Div I Games:

Monmouth

Average RPI	Win: 251	WON-LOST RECORD	WINNING PCT. RANK	LAST 10 GAMES	STRENGTH OF SCHEDULE	OPP. STRENGTH OF SCHEDULE	TEAM RPI	ADJ. RPI	CONF. RPI	ADJ CONF. RPI
Average RPI	Loss: 134									
DIV. I ONLY	11- 14	211	4- 6	265	138	245	245	19	19	
DIV. I NON-CONF.	3- 7	254	0- 0	117	231	265	265	13	13	

TOTALS	RPI 1-25	RPI 26-50	W-L RECORDS	RPI 51-100	RPI 101-999	RPI 201+				
11- 14	0- 0	0- 4	OVERALL	0- 2	11- 8	7- 4				
8- 6	0- 0	0- 2	HOME	0- 1	8- 3	5- 1				
3- 6	0- 0	0- 1	AWAY	0- 1	3- 4	2- 2				
0- 2	0- 0	0- 1	NEUTRAL	0- 0	0- 1	0- 1				
3- 7	0- 0	0- 2	NON-CONFERENCE	0- 2	3- 3	2- 2				
3- 3	0- 0	0- 1	HOME	0- 1	3- 1	2- 1				
0- 2	0- 0	0- 0	AWAY	0- 1	0- 1	0- 0				
0- 2	0- 0	0- 1	NEUTRAL	0- 0	0- 1	0- 1				
8- 7	0- 0	0- 2	CONFERENCE	0- 0	8- 5	5- 2				
5- 3	0- 0	0- 1	HOME	0- 0	5- 2	3- 0				
3- 4	0- 0	0- 1	AWAY	0- 0	3- 3	2- 2				
0- 0	0- 0	0- 0	NEUTRAL	0- 0	0- 0	0- 0				

RPI	S	Opponent	Score	RPI	S	Opponent	Score	RPI	S	Opponent	Score	RPI	S	Opponent	Score
30	N	Marquette	68 87	65	A	Wyoming	62 67	109	H	SFA	60 52	129	A	Portland St.	53 70
37	A	Northern Colo.	50 68	95	H	Kentucky	54 71	129	H	Portland St.	69 53	130	H	Idaho	56 67
37	H	Northern Colo.	58 64					134	A	Fresno St.	58 61	169	H	Eastern Wash.	72 75
48	H	Gonzaga	55 70					174	A	North Dakota	54 43	174	H	North Dakota	53 51
								221	H	Seattle U	64 78	234	A	Montana St.	64 81
								263	N	Indiana St.	45 57	280	A	Sacramento St.	64 79
								280	H	Sacramento St.	68 59	306	H	Long Beach St.	67 60
								312	A	Northern Ariz.	69 52	312	H	Northern Ariz.	70 62
								321	A	Southern Utah	74 65	321	H	Southern Utah	81 71
								324	H	Cal St. Fullerton	68 47				
LAST 12 Division I GAMES:															
130	H	Idaho	56 67	312	A	Northern Ariz.	69 52								
169	H	Eastern Wash.	72 75	321	A	Southern Utah	74 65								
280	A	Sacramento St.	64 79	234	A	Montana St.	64 81								
129	A	Portland St.	53 70	129	H	Portland St.	69 53								
174	H	North Dakota	53 51	280	H	Sacramento St.	68 59								
37	H	Northern Colo.	58 64	37	A	Northern Colo.	50 68								

Non-Div I Games: Rocky Mountain 54 38

Montana

Average RPI Win:	243	WON-LOST	WINNING	LAST 10	STRENGTH OF	OPP. STRENGTH	TEAM	ADJ.	CONF.	ADJ CONF.
Average RPI Loss:	151	RECORD	PCT. RANK	GAMES	SCHEDULE	OF SCHEDULE	RPI	RPI	RPI	RPI
DIV. I ONLY	12- 12	173	6- 4	319	123	234	234	19	19	
DIV. I NON-CONF.	4- 5	202	0- 0	244	202	197	197	13	13	

TOTALS	RPI 1-25	RPI 26-50	W-L RECORDS	RPI 51-100	RPI 101-999	RPI 201+				
12- 12	0- 0	0- 3	OVERALL	1- 0	11- 9	8- 4				
8- 3	0- 0	0- 1	HOME	1- 0	7- 2	4- 0				
3- 8	0- 0	0- 2	AWAY	0- 0	3- 6	3- 3				
1- 1	0- 0	0- 0	NEUTRAL	0- 0	1- 1	1- 1				
4- 5	0- 0	0- 1	NON-CONFERENCE	1- 0	3- 4	2- 3				
2- 0	0- 0	0- 0	HOME	1- 0	1- 0	0- 0				
1- 4	0- 0	0- 1	AWAY	0- 0	1- 3	1- 2				
1- 1	0- 0	0- 0	NEUTRAL	0- 0	1- 1	1- 1				
8- 7	0- 0	0- 2	CONFERENCE	0- 0	8- 5	6- 1				
6- 3	0- 0	0- 1	HOME	0- 0	6- 2	4- 0				
2- 4	0- 0	0- 1	AWAY	0- 0	2- 3	2- 1				
0- 0	0- 0	0- 0	NEUTRAL	0- 0	0- 0	0- 0				

RPI S Opponent	Score	RPI S Opponent	Score	RPI S Opponent	Score	RPI S Opponent	Score	Team's RPI: 234
		37 A Northern Colo.	69 82	65 H Wyoming	50 46	109 H SFA	59 54	
		37 H Northern Colo.	63 78			129 A Portland St.	53 62	
		49 A Southern California	47 98			129 H Portland St.	60 69	
						130 H Idaho	77 95	
						140 A BYU	54 75	
						169 H Eastern Wash.	77 74	
						174 A North Dakota	70 79	
						174 H North Dakota	72 56	
						218 N Nevada	53 67	
						241 A Omaha	53 64	
						245 H Montana	81 64	
						249 A Hawaii	75 81	
						280 A Sacramento St.	77 88	
						280 H Sacramento St.	85 50	
						298 N Utah St.	64 52	
						306 A Long Beach St.	62 51	
						312 A Northern Ariz.	78 56	
						312 H Northern Ariz.	81 39	
						321 A Southern Utah	63 57	
						321 H Southern Utah	91 71	
LAST 12 Division I GAMES:								
		169 H Eastern Wash.	77 74	321 A Southern Utah	63 57			
		130 H Idaho	77 95	312 A Northern Ariz.	78 56			
		129 A Portland St.	53 62	245 H Montana	81 64			
		280 A Sacramento St.	77 88	280 H Sacramento St.	85 50			
		37 H Northern Colo.	63 78	129 H Portland St.	60 69			
		174 H North Dakota	72 56	174 A North Dakota	70 79			

Non-Div I Games: Mont. St. Billings 67 47 Providence (MT) 66 31

Montana St.

Average RPI Win: 280		WON-LOST RECORD	WINNING PCT. RANK	LAST 10 GAMES	STRENGTH OF SCHEDULE	OPP. STRENGTH OF SCHEDULE	TEAM RPI	ADJ. RPI	CONF. RPI	ADJ CONF. RPI
Average RPI Loss: 159										
DIV. I ONLY		17- 10	101	6- 4	331	280	199	199	25	25
DIV. I NON-CONF.		7- 4	102	0- 0	335	295	222	222	27	27
TOTALS		RPI 1-25	RPI 26-50	W-L RECORDS		RPI 51-100	RPI 101-999	RPI 201+		
17- 10	0- 0		0- 0	OVERALL		0- 4	17- 6	15- 3		
6- 5	0- 0		0- 0	HOME		0- 1	6- 4	5- 2		
11- 5	0- 0		0- 0	AWAY		0- 0	11- 0	10- 0		
0- 0	0- 0		0- 0	NEUTRAL		0- 0	0- 0	0- 0		
7- 4	0- 0		0- 0	NON-CONFERENCE		0- 2	7- 2	6- 2		
2- 2	0- 0		0- 0	HOME		0- 0	2- 2	1- 2		
5- 2	0- 0		0- 0	AWAY		0- 2	5- 0	5- 0		
0- 0	0- 0		0- 0	NEUTRAL		0- 0	0- 0	0- 0		
10- 6	0- 0		0- 0	CONFERENCE		0- 2	10- 4	9- 1		
4- 3	0- 0		0- 0	HOME		0- 1	4- 2	4- 0		
6- 3	0- 0		0- 0	AWAY		0- 1	6- 2	5- 1		
0- 0	0- 0		0- 0	NEUTRAL		0- 0	0- 0	0- 0		

RPI 1-25				RPI 26-50				RPI 51-100				RPI 101+ Team's RPI: 199			
RPI	S	Opponent	Score	RPI	S	Opponent	Score	RPI	S	Opponent	Score	RPI	S	Opponent	Score
								61	A	West Virginia	56 66	148	H	SIUE	51 66
								68	A	Belmont	56 80	163	H	Southern Ill.	85 81
								68	H	Belmont	62 83	180	A	Jacksonville St.	64 70
								95	A	Kentucky	53 86	180	H	Jacksonville St.	65 67
												193	A	UT Martin	81 76
												220	A	Southeast Mo. St.	59 56
												220	H	Southeast Mo. St.	60 58
												232	H	Gardner-Webb	60 68
												242	A	Austin Peay	66 59
												252	H	North Florida	56 61
												260	A	Lipscomb	75 55
												266	A	St. Francis Brooklyn	73 59
												280	H	Sacramento St.	75 71
												284	A	Canisius	76 52
												300	A	Murray St.	82 80
												308	A	Eastern Ky.	56 59
												314	A	Tennessee Tech	74 67
												314	H	Tennessee Tech	53 51
												328	A	Tennessee St.	71 69
												328	H	Tennessee St.	97 81
												345	A	Chicago St.	79 40
												347	H	Eastern Ill.	89 81
												349	A	Evansville	82 75
LAST 12 Division I GAMES:															
				68	A	Belmont	56 80	242	A	Austin Peay	66 59				
				328	A	Tennessee St.	71 69	300	A	Murray St.	82 80				
				308	A	Eastern Ky.	56 59	314	H	Tennessee Tech	53 51				
				220	H	Southeast Mo. St.	60 58	180	H	Jacksonville St.	65 67				
				68	H	Belmont	62 83	193	A	UT Martin	81 76				
				328	H	Tennessee St.	97 81	220	A	Southeast Mo. St.	59 56				

Non-Div I Games:	Brescia	120	41	Ky. Christian	115	39
------------------	---------	-----	----	---------------	-----	----

Morehead St.

Loss, Non-Conf, S Site, H Home A Away N Neutral

Average RPI Win: 311
 Average RPI Loss: 178

WON-LOST
 RECORD

WINNING
 PCT. RANK

LAST 10
 GAMES

STRENGTH OF
 SCHEDULE

OPP. STRENGTH
 OF SCHEDULE

TEAM
 RPI

ADJ.
 RPI

CONF.
 RPI

ADJ CONF.
 RPI

DIV. I ONLY	12- 12	173	4- 6	341	318	258	258	30	30
DIV. I NON-CONF.	5- 6	187	0- 0	255	191	194	194	30	30

TOTALS	RPI 1-25	RPI 26-50	W-L RECORDS	RPI 51-100	RPI 101-999	RPI 201+			
12- 12	0- 1	0- 2	OVERALL	0- 1	12- 8	12- 6			
7- 3	0- 0	0- 0	HOME	0- 0	7- 3	7- 2			
5- 8	0- 0	0- 0	AWAY	0- 0	5- 0	5- 0			
0- 1	0- 1	0- 0	NEUTRAL	0- 0	0- 0	0- 0			
5- 6	0- 1	0- 2	NON-CONFERENCE	0- 1	5- 2	5- 1			
3- 0	0- 0	0- 0	HOME	0- 0	3- 0	3- 0			
2- 5	0- 0	0- 2	AWAY	0- 1	2- 2	2- 1			
0- 1	0- 1	0- 0	NEUTRAL	0- 0	0- 0	0- 0			
7- 6	0- 0	0- 0	CONFERENCE	0- 0	7- 6	7- 5			
4- 3	0- 0	0- 0	HOME	0- 0	4- 3	4- 2			
3- 3	0- 0	0- 0	AWAY	0- 0	3- 3	3- 3			
0- 0	0- 0	0- 0	NEUTRAL	0- 0	0- 0	0- 0			

RPI 1-25				RPI 26-50				RPI 51-100				RPI 101+ Team's RPI: 258			
RPI	S	Opponent	Score	RPI	S	Opponent	Score	RPI	S	Opponent	Score	RPI	S	Opponent	Score
18	N	Iowa	46 90	29	A	Dayton	52 88	61	A	West Virginia	41 84	112	H	Bethune-Cookman	57 64
				31	A	Syracuse	68 95					123	A	Colorado St.	44 60
												206	A	N. C. A&T	60 67
												210	A	Norfolk St.	55 53
												262	H	Howard	61 68
												271	H	UMES	63 50
												288	H	Mt. St. Mary's	75 67
												295	A	Central Conn. St.	61 41
												305	H	FIU	62 51
												310	A	Coppin St.	53 55
												318	H	South Carolina St.	65 55
												319	A	Marshall	68 73
												331	A	N. C. Central	57 60
												333	H	Delaware St.	54 62
												335	H	NJIT	55 43
												342	A	Florida A&M	59 44
												342	H	Florida A&M	61 56
												343	A	Savannah St.	70 41
												343	H	Savannah St.	73 67
												344	A	UMass Lowell	65 59
LAST 12 Division I GAMES:															
112	H	Bethune-Cookman	57 64	333	H	Delaware St.	54 62								
342	A	Florida A&M	59 44	310	A	Coppin St.	53 55								
343	A	Savannah St.	70 41	331	A	N. C. Central	57 60								
262	H	Howard	61 68	206	A	N. C. A&T	60 67								
210	A	Norfolk St.	55 53	343	H	Savannah St.	73 67								
318	H	South Carolina St.	65 55	342	H	Florida A&M	61 56								

Non-Div I Games: Cheyney 123 53 Lincoln (PA) 60 41

Morgan St.

Loss, Non-Conf, S Site, H Home A Away N Neutral

Average RPI Win:	282	WON-LOST	WINNING	LAST 10	STRENGTH OF	OPP. STRENGTH	TEAM	ADJ.	CONF.	ADJ CONF.
Average RPI Loss:	216	RECORD	PCT. RANK	GAMES	SCHEDULE	OF SCHEDULE	RPI	RPI	RPI	RPI
DIV. I ONLY	9- 17	258	3- 7	298	322	288	288	29	29	
DIV. I NON-CONF.	3- 8	268	0- 0	224	250	261	261	29	29	

TOTALS	RPI 1-25	RPI 26-50	W-L RECORDS	RPI 51-100	RPI 101-999	RPI 201+				
9- 17	0- 2	0- 0	OVERALL	0- 0	9- 15	9- 12				
5- 6	0- 0	0- 0	HOME	0- 0	5- 6	5- 5				
4- 11	0- 0	0- 0	AWAY	0- 0	4- 0	4- 0				
0- 0	0- 0	0- 0	NEUTRAL	0- 0	0- 0	0- 0				
3- 8	0- 2	0- 0	NON-CONFERENCE	0- 0	3- 6	3- 5				
2- 1	0- 0	0- 0	HOME	0- 0	2- 1	2- 1				
1- 7	0- 2	0- 0	AWAY	0- 0	1- 5	1- 4				
0- 0	0- 0	0- 0	NEUTRAL	0- 0	0- 0	0- 0				
6- 9	0- 0	0- 0	CONFERENCE	0- 0	6- 9	6- 7				
3- 5	0- 0	0- 0	HOME	0- 0	3- 5	3- 4				
3- 4	0- 0	0- 0	AWAY	0- 0	3- 4	3- 3				
0- 0	0- 0	0- 0	NEUTRAL	0- 0	0- 0	0- 0				

RPI 1-25				RPI 26-50				RPI 51-100				RPI 101+				Team's RPI: 288
RPI	S	Opponent	Score	RPI	S	Opponent	Score	RPI	S	Opponent	Score	RPI	S	Opponent	Score	
1	A	Notre Dame	65 121									122	A	Saint Francis (PA)	88 92	
22	A	Maryland	57 97									133	H	Robert Morris	68 77	
												196	A	Lehigh	71 75	
												219	A	Xavier	45 66	
												232	H	Gardner-Webb	67 75	
												246	H	Loyola Maryland	71 63	
												250	A	Fairfield	65 76	
												258	A	Morgan St.	67 75	
												266	A	St. Francis Brooklyn	73 82	
												266	H	St. Francis Brooklyn	56 75	
												267	A	Fairleigh Dickinson	55 53	
												267	H	Fairleigh Dickinson	55 52	
												269	A	Sacred Heart	44 56	
												269	H	Sacred Heart	52 82	
												271	A	UMES	66 63	
												273	H	Rider	82 78	
												286	A	LIU Brooklyn	48 53	
												286	H	LIU Brooklyn	59 61	
												287	A	Bryant	68 63	
												287	H	Bryant	64 67	
												295	A	Central Conn. St.	68 56	
												295	H	Central Conn. St.	76 56	
												310	A	Coppin St.	54 68	
												334	H	Wagner	79 56	
LAST 12 Division I GAMES:																
295	H	Central Conn. St.	76 56	334	H	Wagner	79 56									
287	H	Bryant	64 67	133	H	Robert Morris	68 77									
269	A	Sacred Heart	44 56	122	A	Saint Francis (PA)	88 92									
267	A	Fairleigh Dickinson	55 53	286	A	LIU Brooklyn	48 53									
266	H	St. Francis Brooklyn	56 75	266	A	St. Francis Brooklyn	73 82									
286	H	LIU Brooklyn	59 61	267	H	Fairleigh Dickinson	55 52									

Non-Div I Games:

Mt. St. Mary's

Average RPI Win:	295	WON-LOST	WINNING	LAST 10	STRENGTH OF	OPP. STRENGTH	TEAM	ADJ.	CONF.	ADJ CONF.
Average RPI Loss:	176	RECORD	PCT. RANK	GAMES	SCHEDULE	OF SCHEDULE	RPI	RPI	RPI	RPI
DIV. I ONLY	9- 17	258	4- 6	316	256	300	300	25	25	
DIV. I NON-CONF.	3- 7	254	0- 0	318	203	305	305	27	27	

TOTALS	RPI 1-25	RPI 26-50	W-L RECORDS	RPI 51-100	RPI 101-999	RPI 201+				
9- 17	0- 1	0- 0	OVERALL	0- 2	9- 14	9- 5				
6- 7	0- 0	0- 0	HOME	0- 0	6- 7	6- 1				
3- 10	0- 1	0- 0	AWAY	0- 2	3- 7	3- 4				
0- 0	0- 0	0- 0	NEUTRAL	0- 0	0- 0	0- 0				
3- 7	0- 1	0- 0	NON-CONFERENCE	0- 1	3- 5	3- 3				
2- 2	0- 0	0- 0	HOME	0- 0	2- 2	2- 0				
1- 5	0- 1	0- 0	AWAY	0- 1	1- 3	1- 3				
0- 0	0- 0	0- 0	NEUTRAL	0- 0	0- 0	0- 0				
6- 10	0- 0	0- 0	CONFERENCE	0- 1	6- 9	6- 2				
4- 5	0- 0	0- 0	HOME	0- 0	4- 5	4- 1				
2- 5	0- 0	0- 0	AWAY	0- 1	2- 4	2- 1				
0- 0	0- 0	0- 0	NEUTRAL	0- 0	0- 0	0- 0				

RPI 1-25				RPI 26-50				RPI 51-100				RPI 101+				Team's RPI: 300
RPI	S	Opponent	Score	RPI	S	Opponent	Score	RPI	S	Opponent	Score	RPI	S	Opponent	Score	
4	A	Louisville	51 115					68	A	Belmont	65 70	106	H	Butler	59 88	
								81	A	Alabama	47 68	128	H	ETSU	68 96	
												148	A	SIUE	68 77	
												148	H	SIUE	70 75	
												180	A	Jacksonville St.	65 97	
												180	H	Jacksonville St.	55 59	
												193	A	UT Martin	67 85	
												193	H	UT Martin	80 97	
												199	H	Morehead St.	80 82	
												220	A	Southeast Mo. St.	70 80	
												220	H	Southeast Mo. St.	74 85	
												222	A	UNCG	63 52	
												242	H	Austin Peay	91 65	
												243	H	Northern Ky.	98 87	
												260	A	Lipscomb	64 65	
												308	H	Eastern Ky.	75 68	
												314	A	Tennessee Tech	72 63	
												314	H	Tennessee Tech	80 73	
												316	A	Alabama A&M	54 71	
												328	A	Tennessee St.	85 73	
												341	H	Mississippi Val.	64 63	
												347	H	Eastern Ill.	72 61	
												349	A	Evansville	81 89	

LAST 12 Division I GAMES:																
314	H	Tennessee Tech	80 73	308	H	Eastern Ky.	75 68									
180	H	Jacksonville St.	55 59	199	H	Morehead St.	80 82									
148	A	SIUE	68 77	328	A	Tennessee St.	85 73									
242	H	Austin Peay	91 65	68	A	Belmont	65 70									
193	A	UT Martin	67 85	314	A	Tennessee Tech	72 63									
220	A	Southeast Mo. St.	70 80	180	A	Jacksonville St.	65 97									

Non-Div I Games: Bethel (TN) 81 76

Murray St.

Average RPI Win: 294

Average RPI Loss: 101

WON-LOST
RECORDWINNING
PCT. RANKLAST 10
GAMESSTRENGTH OF
SCHEDULEOPP. STRENGTH
OF SCHEDULETEAM
RPIADJ.
RPICONF.
RPIADJ CONF.
RPI

DIV. I ONLY	15- 8	90	9- 1	327	246	206	206	30	30
DIV. I NON-CONF.	3- 7	254	0- 0	186	75	271	271	30	30
TOTALS	RPI 1-25	RPI 26-50	W-L RECORDS	RPI 51-100	RPI 101-999	RPI 201+			
15- 8	0- 0	0- 2	OVERALL	0- 3	15- 3	15- 1			
10- 3	0- 0	0- 2	HOME	0- 0	10- 1	10- 1			
5- 3	0- 0	0- 0	AWAY	0- 1	5- 2	5- 0			
0- 2	0- 0	0- 0	NEUTRAL	0- 2	0- 0	0- 0			
3- 7	0- 0	0- 2	NON-CONFERENCE	0- 3	3- 2	3- 0			
3- 2	0- 0	0- 2	HOME	0- 0	3- 0	3- 0			
0- 3	0- 0	0- 0	AWAY	0- 1	0- 2	0- 0			
0- 2	0- 0	0- 0	NEUTRAL	0- 2	0- 0	0- 0			
12- 1	0- 0	0- 0	CONFERENCE	0- 0	12- 1	12- 1			
7- 1	0- 0	0- 0	HOME	0- 0	7- 1	7- 1			
5- 0	0- 0	0- 0	AWAY	0- 0	5- 0	5- 0			
0- 0	0- 0	0- 0	NEUTRAL	0- 0	0- 0	0- 0			

RPI 1-25	RPI 26-50	RPI 51-100	RPI 101+ Team's RPI: 206
RPI S Opponent Score	RPI S Opponent Score	RPI S Opponent Score	RPI S Opponent Score
	27 H Georgi a 63 73	70 N Duquesne 60 73	104 A Auburn 53 63
	50 H El on 59 90	73 N Harvard 60 64	193 A UT Martin 63 76
		85 A Ohio 65 72	205 H Hampton 51 63
			210 H Norfolk St. 53 51
			258 H Morgan St. 67 60
			262 A Howard 76 68
			262 H Howard 91 53
			271 A UMES 57 45
			271 H UMES 65 60
			272 H Appal achian St. 81 56
			309 H Western Caro. 68 59
			310 H Coppin St. 64 63
			318 A South Carolina St. 74 54
			329 H Ga. Southern 60 49
			331 H N. C. Central 67 54
			333 A Delaware St. 66 48
			333 H Delaware St. 75 55
			343 A Savannah St. 69 44
LAST 12 Division I GAMES:			
	271 H UMES 65 60	210 H Norfolk St. 53 51	
	262 H Howard 91 53	331 H N. C. Central 67 54	
	343 A Savannah St. 69 44	262 A Howard 76 68	
	318 A South Carolina St. 74 54	271 A UMES 57 45	
	205 H Hampton 51 63	310 H Coppin St. 64 63	
	333 H Delaware St. 75 55	258 H Morgan St. 67 60	

Non-Div I Games: Saint Augustine's 94 42 St. Andrews 90 40

N. C. A&T

Loss, Non-Conf, S Site, H Home A Away N Neutral

Average RPI Win:	307	WON-LOST	WINNING	LAST 10	STRENGTH OF	OPP. STRENGTH	TEAM	ADJ.	CONF.	ADJ CONF.
Average RPI Loss:	211	RECORD	PCT. RANK	GAMES	SCHEDULE	OF SCHEDULE	RPI	RPI	RPI	RPI
DIV. I ONLY	6- 19	303	3- 7	318	320	331	331	30	30	
DIV. I NON-CONF.	1- 11	331	0- 0	280	284	341	341	30	30	

TOTALS	RPI 1-25	RPI 26-50	W-L RECORDS	RPI 51-100	RPI 101-999	RPI 201+				
6- 19	0- 0	0- 2	OVERALL	0- 0	6- 17	6- 13				
5- 5	0- 0	0- 1	HOME	0- 0	5- 4	5- 4				
1- 14	0- 0	0- 1	AWAY	0- 0	1- 13	1- 9				
0- 0	0- 0	0- 0	NEUTRAL	0- 0	0- 0	0- 0				
1- 11	0- 0	0- 2	NON-CONFERENCE	0- 0	1- 9	1- 6				
1- 2	0- 0	0- 1	HOME	0- 0	1- 1	1- 1				
0- 9	0- 0	0- 1	AWAY	0- 0	0- 8	0- 5				
0- 0	0- 0	0- 0	NEUTRAL	0- 0	0- 0	0- 0				
5- 8	0- 0	0- 0	CONFERENCE	0- 0	5- 8	5- 7				
4- 3	0- 0	0- 0	HOME	0- 0	4- 3	4- 3				
1- 5	0- 0	0- 0	AWAY	0- 0	1- 5	1- 4				
0- 0	0- 0	0- 0	NEUTRAL	0- 0	0- 0	0- 0				

RPI 1-25				RPI 26-50				RPI 51-100				RPI 101+ Team's RPI: 331			
RPI	S	Opponent	Score	RPI	S	Opponent	Score	RPI	S	Opponent	Score	RPI	S	Opponent	Score
				38	H	Oregon St.	44 97					112	A	Bethune-Cookman	47 57
				50	A	Elon	50 78					119	A	Iowa St.	58 99
												123	A	Colorado St.	48 85
												185	A	East Carolina	61 73
												205	H	Hampton	53 62
												206	A	N. C. A&T	54 67
												210	H	Norfolk St.	60 75
												251	A	Presbyterian	60 69
												256	A	Coastal Caro.	65 68
												258	H	Morgan St.	60 57
												259	A	UNCW	63 89
												261	H	Campbell	51 58
												262	A	Howard	54 69
												262	H	Howard	78 77
												271	A	UMES	73 84
												271	H	UMES	69 80
												291	A	USC Upstate	61 66
												299	A	Wofford	56 77
												310	H	Coppin St.	60 52
												333	A	Delaware St.	74 67
												333	H	Delaware St.	76 60
												342	A	Florida A&M	81 84
												346	H	Longwood	87 75
LAST 12 Division I GAMES:															
				262	H	Howard	78 77					206	A	N. C. A&T	54 67
				271	H	UMES	69 80					271	A	UMES	73 84
				112	A	Bethune-Cookman	47 57					262	A	Howard	54 69
				342	A	Florida A&M	81 84					258	H	Morgan St.	60 57
				333	H	Delaware St.	76 60					310	H	Coppin St.	60 52
				205	H	Hampton	53 62					210	H	Norfolk St.	60 75

Non-Div I Games: Johnson & Wales (NC) 8 51

N. C. Central

Average RPI Win: 117		NC State	WON-LOST RECORD	WINNING PCT. RANK	LAST 10 GAMES	STRENGTH OF SCHEDULE	OPP. STRENGTH OF SCHEDULE	TEAM RPI	ADJ. RPI	CONF. RPI	ADJ CONF. RPI
Average RPI Loss: 27											
DIV. I ONLY		21- 6		36	9- 1	32	9	20	20	1	1
DIV. I NON-CONF.		11- 2		22	0- 0	79	36	24	24	1	1

TOTALS		RPI 1-25	RPI 26-50		W-L RECORDS		RPI 51-100	RPI 101-999	RPI 201+		
21- 6	1- 2		2- 4		OVERALL		6- 0	12- 0	2- 0		
14- 2	1- 1		2- 1		HOME		3- 0	8- 0	1- 0		
6- 3	0- 1		0- 2		AWAY		2- 0	4- 0	1- 0		
1- 1	0- 0		0- 1		NEUTRAL		1- 0	0- 0	0- 0		
11- 2	0- 0		1- 2		NON-CONFERENCE		2- 0	8- 0	2- 0		
8- 0	0- 0		1- 0		HOME		1- 0	6- 0	1- 0		
2- 1	0- 0		0- 1		AWAY		0- 0	2- 0	1- 0		
1- 1	0- 0		0- 1		NEUTRAL		1- 0	0- 0	0- 0		
10- 4	1- 2		1- 2		CONFERENCE		4- 0	4- 0	0- 0		
6- 2	1- 1		1- 1		HOME		2- 0	2- 0	0- 0		
4- 2	0- 1		0- 1		AWAY		2- 0	2- 0	0- 0		
0- 0	0- 0		0- 0		NEUTRAL		0- 0	0- 0	0- 0		

RPI 1-25				Team's RPI: 20				RPI 26-50				RPI 51-100				RPI 101+			
RPI	S	Opponent	Score	RPI	S	Opponent	Score	RPI	S	Opponent	Score	RPI	S	Opponent	Score	RPI	S	Opponent	Score
4	H	Louisville	47 55	31	H	Syracuse	60 56	69	H	Georgia Tech	56 43	107	A	North Carolina	66 53				
6	H	Florida St.	65 56	32	N	South Dakota St.	67 75	75	A	Virginia Tech	68 51	107	H	North Carolina	73 54				
13	A	Duke	56 69	33	A	Rutgers	53 57	81	N	Alabama	68 49	117	H	Tulane	79 55				
				34	H	Virginia	63 73	99	H	Jacksonville	64 44	121	H	Georgetown	63 49				
				46	A	Miami (FL)	48 52	100	A	Wake Forest	82 68	128	H	ETSU	70 58				
				50	H	Elon	70 57	100	H	Wake Forest	74 61	135	A	Vanderbilt	83 72				
												136	A	Clemson	62 41				
												141	H	South Ala.	71 50				
												170	H	Davidson	73 49				
												194	H	Boston College	72 54				
												216	H	UNC Asheville	87 55				
												277	A	Old Dominion	73 56				
LAST 12 Division I GAMES:																			
100	H	Wake Forest	74 61	100	A	Wake Forest	82 68												
107	H	North Carolina	73 54	107	A	North Carolina	66 53												
46	A	Miami (FL)	48 52	31	H	Syracuse	60 56												
194	H	Boston College	72 54	69	H	Georgia Tech	56 43												
6	H	Florida St.	65 56	13	A	Duke	56 69												
136	A	Clemson	62 41	34	H	Virginia	63 73												

N
C
S
t
a
t
eN
C
S
t
a
t
e

Non-Div I Games:

NC State

Average RPI Win:	270	WON-LOST	WINNING	LAST 10	STRENGTH OF	OPP. STRENGTH	TEAM	ADJ.	CONF.	ADJ CONF.
Average RPI Loss:	197	RECORD	PCT. RANK	GAMES	SCHEDULE	OF SCHEDULE	RPI	RPI	RPI	RPI
DIV. I ONLY	3- 24	337	2- 8	244	309	335	335	23	23	
DIV. I NON-CONF.	1- 13	336	0- 0	271	341	344	344	21	21	

TOTALS	RPI 1-25	RPI 26-50	W-L RECORDS	RPI 51-100	RPI 101-999	RPI 201+				
3- 24	0- 0	0- 1	OVERALL	0- 6	3- 17	3- 12				
2- 12	0- 0	0- 0	HOME	0- 3	2- 9	2- 8				
1- 12	0- 0	0- 1	AWAY	0- 3	1- 8	1- 4				
0- 0	0- 0	0- 0	NEUTRAL	0- 0	0- 0	0- 0				
1- 13	0- 0	0- 1	NON-CONFERENCE	0- 2	1- 10	1- 7				
1- 6	0- 0	0- 0	HOME	0- 1	1- 5	1- 5				
0- 7	0- 0	0- 1	AWAY	0- 1	0- 5	0- 2				
0- 0	0- 0	0- 0	NEUTRAL	0- 0	0- 0	0- 0				
2- 11	0- 0	0- 0	CONFERENCE	0- 4	2- 7	2- 5				
1- 6	0- 0	0- 0	HOME	0- 2	1- 4	1- 3				
1- 5	0- 0	0- 0	AWAY	0- 2	1- 3	1- 2				
0- 0	0- 0	0- 0	NEUTRAL	0- 0	0- 0	0- 0				

RPI 1-25				RPI 26-50				RPI 51-100				RPI 101+ Team's RPI: 335			
RPI	S	Opponent	Score	RPI	S	Opponent	Score	RPI	S	Opponent	Score	RPI	S	Opponent	Score
				32	A	South Dakota St.	48 92								
								55	A	FGCU	66 90	149	A	Binghamton	36 67
								55	H	FGCU	43 89	164	A	Army West Point	49 79
								74	H	Penn	38 77	178	A	Stetson	55 73
								90	A	Dartmouth	50 81	178	H	Stetson	53 72
								99	A	Jacksonville	53 73	196	A	Lehigh	50 64
								99	H	Jacksonville	58 88	252	A	North Florida	66 62
												252	H	North Florida	75 65
												258	A	Morgan St.	43 55
												260	A	Lipscomb	58 66
												260	H	Lipscomb	58 74
												265	H	Cornell	46 61
												267	H	Fairleigh Dickinson	70 74
												273	H	Rider	64 79
												278	A	North Dakota St.	58 105
												286	H	LIU Brooklyn	49 67
												291	H	USC Upstate	57 95
												292	A	Kennesaw St.	65 80
												292	H	Kennesaw St.	58 61
												306	H	Long Beach St.	73 57
												348	H	Saint Peter's	52 59
LAST 12 Division I GAMES:															
				99	A	Jacksonville	53 73	292	A	Kennesaw St.	65 80				
				252	A	North Florida	66 62	260	H	Lipscomb	58 74				
				55	H	FGCU	43 89	252	H	North Florida	75 65				
				178	H	Stetson	53 72	99	H	Jacksonville	58 88				
				292	H	Kennesaw St.	58 61	178	A	Stetson	55 73				
				260	A	Lipscomb	58 66	55	A	FGCU	66 90				

Non-Div I Games: St. Joseph's (Brkn)106 42

NJIT

Navy

N
a
v
y

Non-Div I Games:	Emory & Henry	88	57
------------------	---------------	----	----

Average RPI Loss: 52

DIV. I ONLY	19- 8	66	7- 3	81	32	66	66	3	3
DIV. I NON-CONF.	9- 4	82	0- 0	229	55	136	136	4	4
TOTALS	RPI 1-25	RPI 26-50	W-L RECORDS	RPI 51-100	RPI 101-999	RPI 201+			
19- 8	2- 3	3- 2	OVERALL	2- 2	12- 1	7- 0			
9- 6	1- 2	1- 2	HOME	0- 1	7- 1	4- 0			
9- 1	1- 0	2- 0	AWAY	2- 1	4- 0	2- 0			
1- 1	0- 1	0- 0	NEUTRAL	0- 0	1- 0	1- 0			
9- 4	0- 1	0- 1	NON-CONFERENCE	1- 1	8- 1	5- 0			
5- 3	0- 0	0- 1	HOME	0- 1	5- 1	3- 0			
3- 0	0- 0	0- 0	AWAY	1- 0	2- 0	1- 0			
1- 1	0- 1	0- 0	NEUTRAL	0- 0	1- 0	1- 0			
10- 4	2- 2	3- 1	CONFERENCE	1- 1	4- 0	2- 0			
4- 3	1- 2	1- 1	HOME	0- 0	2- 0	1- 0			
6- 1	1- 0	2- 0	AWAY	1- 1	2- 0	1- 0			
0- 0	0- 0	0- 0	NEUTRAL	0- 0	0- 0	0- 0			

RPI 1-25				RPI 26-50				RPI 51-100				Team's RPI : 66				RPI 101+			
RPI	S	Opponent	Score	RPI	S	Opponent	Score	RPI	S	Opponent	Score	RPI	S	Opponent	Score	RPI	S	Opponent	Score
7	H	Ohio St.	61 73	33	A	Rutgers	52 42	52	A	Indiana	75 83	116	H	Arkansas	80 69				
15	N	Buffalo	72 82	42	H	Creighton	49 64	67	A	Michigan St.	79 69	136	H	Clemson	66 67				
18	A	Iowa	92 74	43	A	Minnesota	79 74	78	A	Drake	89 84	145	A	Kansas	66 49				
18	H	Iowa	74 65	45	H	Purdue	75 51	98	H	Washington St.	61 73	148	H	SIUE	62 53				
22	H	Maryland	57 64	47	H	Michigan	64 69					183	A	Northwestern	69 59				
LAST 12 Division I GAMES:																			
				52	A	Indiana	75 83	45	H	Purdue	75 51								
				67	A	Michigan St.	79 69	33	A	Rutgers	52 42								
				186	H	Wisconsin	51 48	18	H	Iowa	74 65								
				22	H	Maryland	57 64	47	H	Michigan	64 69								
				223	H	Illinois	62 47	223	A	Illinois	80 72								
				18	A	Iowa	92 74	183	A	Northwestern	69 59								

Nebraska

Average RPI Win: 225
Average RPI Loss: 135

WON-LOST
RECORD

WINNING
PCT. RANK

LAST 10
GAMES

STRENGTH OF
SCHEDULE

OPP. STRENGTH
OF SCHEDULE

TEAM
RPI

ADJ.
RPI

CONF.
RPI

ADJ CONF.
RPI

DIV. I ONLY	11- 14	211	3- 7	185	120	218	218	16	16
DIV. I NON-CONF.	6- 4	122	0- 0	145	114	140	140	14	14
<hr/>									
TOTALS	RPI 1-25	RPI 26-50	W-L RECORDS	RPI 51-100	RPI 101-999	RPI 201+			
11- 14	0- 1	0- 1	OVERALL	0- 5	11- 7	8- 4			
8- 5	0- 1	0- 0	HOME	0- 1	8- 3	6- 1			
2- 8	0- 0	0- 0	AWAY	0- 4	2- 4	1- 3			
1- 1	0- 0	0- 1	NEUTRAL	0- 0	1- 0	1- 0			
6- 4	0- 1	0- 1	NON-CONFERENCE	0- 1	6- 1	5- 1			
4- 2	0- 1	0- 0	HOME	0- 0	4- 1	3- 1			
1- 1	0- 0	0- 0	AWAY	0- 1	1- 0	1- 0			
1- 1	0- 0	0- 1	NEUTRAL	0- 0	1- 0	1- 0			
5- 10	0- 0	0- 0	CONFERENCE	0- 4	5- 6	3- 3			
4- 3	0- 0	0- 0	HOME	0- 1	4- 2	3- 0			
1- 7	0- 0	0- 0	AWAY	0- 3	1- 4	0- 3			
0- 0	0- 0	0- 0	NEUTRAL	0- 0	0- 0	0- 0			

RPI 1-25				RPI 26-50				RPI 51-100				RPI 101+				Team's RPI: 218
RPI	S	Opponent	Score	RPI	S	Opponent	Score	RPI	S	Opponent	Score	RPI	S	Opponent	Score	
2	H	UConn	57 88	38	N	Oregon St.	49 89	65	A	Wyoming	60 66	123	H	Colorado St.	59 65	
								65	H	Wyoming	62 65	129	H	Portland St.	67 55	
								86	A	UNLV	75 77	134	A	Fresno St.	55 68	
								93	A	New Mexico	68 72	134	H	Fresno St.	90 73	
								94	A	Utah	61 87	151	A	Boise St.	72 68	
												151	H	Boise St.	55 63	
												207	H	SMU	80 72	
												221	A	Seattle U	74 65	
												230	H	Pepperdine	72 77	
												234	N	Montana St.	67 53	
												244	A	San Jose St.	54 57	
												244	H	San Jose St.	91 63	
												264	A	San Diego St.	72 75	
												280	H	Sacramento St.	95 68	
												285	H	Santa Clara	52 41	
												297	H	Air Force	70 60	
												298	A	Utah St.	57 79	
												298	H	Utah St.	85 78	
<hr/>																
LAST 12 Division I GAMES:																
244	A	San Jose St.	54 57	134	A	Fresno St.	55 68									
298	H	Utah St.	85 78	65	H	Wyoming	62 65									
151	H	Boise St.	55 63	151	A	Boise St.	72 68									
264	A	San Diego St.	72 75	244	H	San Jose St.	91 63									
86	A	UNLV	75 77	298	A	Utah St.	57 79									
123	H	Colorado St.	59 65	297	H	Air Force	70 60									

Non-Div I Games: Stanislaus St. 81 60

Nevada

Average RPI Win: 241

Average RPI Loss: 161

WON-LOST
RECORDWINNING
PCT. RANKLAST 10
GAMESSTRENGTH OF
SCHEDULEOPP. STRENGTH
OF SCHEDULETEAM
RPIADJ.
RPICONF.
RPIADJ CONF.
RPIDIV. I ONLY
DIV. I NON-CONF.16- 11
8- 4121
874- 6
0- 0291
337222
224182
188182
18820
2420
24

TOTALS

RPI 1-25

RPI 26-50

W-L RECORDS

RPI 51-100

RPI 101-999

RPI 201+

16- 11
8- 4
7- 6
1- 10- 0
0- 0
0- 0
0- 00- 0
0- 0
0- 0
0- 0OVERALL
HOME
AWAY
NEUTRAL1- 4
1- 1
0- 3
0- 015- 7
7- 3
7- 3
1- 111- 3
5- 1
5- 1
1- 18- 4
4- 0
3- 3
1- 10- 0
0- 0
0- 0
0- 00- 0
0- 0
0- 0
0- 0NON-CONFERENCE
HOME
AWAY
NEUTRAL0- 1
0- 0
0- 1
0- 08- 3
4- 0
3- 2
1- 17- 2
3- 0
3- 1
1- 18- 7
4- 4
4- 3
0- 00- 0
0- 0
0- 0
0- 00- 0
0- 0
0- 0
0- 0CONFERENCE
HOME
AWAY
NEUTRAL1- 3
1- 1
0- 2
0- 07- 4
3- 3
4- 1
0- 04- 1
2- 1
2- 0
0- 0

RPI 1-25

RPI 26-50

RPI 51-100

RPI 101+



Team's RPI: 182



RPI S Opponent Score



RPI S Opponent Score


RPI S Opponent Score



RPI S Opponent Score


80  Maine 46  77


80  Maine 46  56



83  Albany (NY) 53  66



83  Albany (NY) 74 68


90  Dartmouth 49  57


139  Northeastern 65 50



149  Binghamton 63 61



149  Binghamton 52  54


157  Hartford 49  85



157  Hartford 76 58


188  Stony Brook 51 50

188  Stony Brook 56  62


194  Boston College 55  64


204  Boston U. 72 57


219  Xavier 66  71


240 N La Salle 51  59


250 N Fairfield 71 61



255  Manhattan 68 55


265  Cornell 48 45


269  Sacred Heart 74 47


287  Bryant 74 65


289  Vermont 52 49

289  Vermont 53  58



320  UMBC 51 46


320  UMBC 56 51


334  Wagner 65 53



344  UMass Lowell 66 45



LAST 12 Division I GAMES:


188  Stony Brook 56  62



157  Hartford 76 58



320  UMBC 51 46



80  Maine 46  77


289  Vermont 53  58


83  Albany (NY) 74 68


157  Hartford 49  85

149  Binghamton 52  54

80  Maine 46  56

188  Stony Brook 51 50

289  Vermont 52 49

344  UMass Lowell 66 45

Non-Div I Games:

Colby-Sawyer

64 40

New Hampshire

Average RPI Win:	194	WON-LOST	WINNING	LAST 10	STRENGTH OF	OPP. STRENGTH	TEAM	ADJ.	CONF.	ADJ CONF.
Average RPI Loss:	128	RECORD	PCT. RANK	GAMES	SCHEDULE	OF SCHEDULE	RPI	RPI	RPI	RPI
DIV. I ONLY	19- 8	66	5- 5	184	113	93	93	16	16	
DIV. I NON-CONF.	11- 1	13	0- 0	75	123	13	13	14	14	

TOTALS	RPI 1-25	RPI 26-50	W-L RECORDS	RPI 51-100	RPI 101-999	RPI 201+				
19- 8	0- 1	1- 0	OVERALL	1- 3	17- 4	10- 2				
15- 2	0- 0	1- 0	HOME	1- 2	13- 0	7- 0				
4- 6	0- 1	0- 0	AWAY	0- 1	4- 4	3- 2				
0- 0	0- 0	0- 0	NEUTRAL	0- 0	0- 0	0- 0				
11- 1	0- 1	1- 0	NON-CONFERENCE	1- 0	9- 0	4- 0				
9- 0	0- 0	1- 0	HOME	1- 0	7- 0	3- 0				
2- 1	0- 1	0- 0	AWAY	0- 0	2- 0	1- 0				
0- 0	0- 0	0- 0	NEUTRAL	0- 0	0- 0	0- 0				
8- 7	0- 0	0- 0	CONFERENCE	0- 3	8- 4	6- 2				
6- 2	0- 0	0- 0	HOME	0- 2	6- 0	4- 0				
2- 5	0- 0	0- 0	AWAY	0- 1	2- 4	2- 2				
0- 0	0- 0	0- 0	NEUTRAL	0- 0	0- 0	0- 0				

RPI 1-25				RPI 26-50				RPI 51-100				Team's RPI: 93				RPI 101+			
RPI	S	Opponent	Score	RPI	S	Opponent	Score	RPI	S	Opponent	Score	RPI	S	Opponent	Score	RPI	S	Opponent	Score
24	A	Oklahoma	63 105	30	H	Marquette	88 87	65	A	Wyoming	55 66	111	H	Western Mich.	88 76				
								65	H	Wyoming	62 63	114	H	Lamar University	90 58				
								82	H	Navy	94 87	123	A	Colorado St.	71 74				
								86	H	UNLV	66 68	134	H	Fresno St.	88 75				
												137	H	Wichita St.	76 62				
												151	A	Boise St.	85 91				
												151	H	Boise St.	100 83				
												167	A	UTEP	59 35				
												195	H	UC Irvine	83 61				
												218	H	Nevada	72 68				
												223	H	Illinois	97 68				
												229	H	Texas Tech	90 56				
												233	A	New Mexico St.	101 93				
												233	H	New Mexico St.	86 75				
												244	A	San Jose St.	86 95				
												244	H	San Jose St.	92 62				
												264	A	San Diego St.	89 97				
												297	A	Air Force	88 59				
												297	H	Air Force	57 49				
												298	A	Utah St.	74 50				
												298	H	Utah St.	80 47				
LAST 12 Division I GAMES:																			
65	H	Wyoming	62 63	123	A	Colorado St.	71 74												
298	A	Utah St.	74 50	264	A	San Diego St.	89 97												
297	H	Air Force	57 49	86	H	UNLV	66 68												
151	A	Boise St.	85 91	134	H	Fresno St.	88 75												
244	H	San Jose St.	92 62	65	A	Wyoming	55 66												
298	H	Utah St.	80 47	244	A	San Jose St.	86 95												

Non-Div I Games: Northern N.M. 107 66

New Mexico

Loss,
Non-Conf, S Site,
H Home
A Away
N Neutral

Average RPI Win:	269	WON-LOST	WINNING	LAST 10	STRENGTH OF	OPP. STRENGTH	TEAM	ADJ.	CONF.	ADJ CONF.
Average RPI Loss:	180	RECORD	PCT. RANK	GAMES	SCHEDULE	OF SCHEDULE	RPI	RPI	RPI	RPI
DIV. I ONLY	12- 11	159	7- 3	284	326	233	233	31	31	
DIV. I NON-CONF.	4- 8	239	0- 0	250	215	267	267	31	31	

TOTALS	RPI 1-25	RPI 26-50	W-L RECORDS	RPI 51-100	RPI 101-999	RPI 201+				
12- 11	0- 0	0- 0	OVERALL	0- 2	12- 9	11- 5				
8- 3	0- 0	0- 0	HOME	0- 1	8- 2	7- 0				
4- 5	0- 0	0- 0	AWAY	0- 1	4- 4	4- 4				
0- 3	0- 0	0- 0	NEUTRAL	0- 0	0- 3	0- 1				
4- 8	0- 0	0- 0	NON-CONFERENCE	0- 2	4- 6	3- 2				
2- 3	0- 0	0- 0	HOME	0- 1	2- 2	1- 0				
2- 2	0- 0	0- 0	AWAY	0- 1	2- 1	2- 1				
0- 3	0- 0	0- 0	NEUTRAL	0- 0	0- 3	0- 1				
8- 3	0- 0	0- 0	CONFERENCE	0- 0	8- 3	8- 3				
6- 0	0- 0	0- 0	HOME	0- 0	6- 0	6- 0				
2- 3	0- 0	0- 0	AWAY	0- 0	2- 3	2- 3				
0- 0	0- 0	0- 0	NEUTRAL	0- 0	0- 0	0- 0				

RPI 1-25				RPI 26-50				RPI 51-100				RPI 101+ Team's RPI: 233					
RPI	S	Opponent	Score	RPI	S	Opponent	Score	RPI	S	Opponent	Score	RPI	S	Opponent	Score		
								93	A	New Mexico	75	86	111	H	Western Mi ch.	55	64
								93	H	New Mexico	93	101	116	N	Arkansas	60	69
												139	N	Northeastern	64	65	
												167	H	UTEP	76	68	
												197	H	UC Santa Barbara	47	77	
												212	A	CSU Bakersfiel d	52	62	
												212	H	CSU Bakersfiel d	56	48	
												221	A	Seattle U	59	69	
												221	H	Seattle U	64	53	
												225	H	A&M-Corpus Christi	70	61	
												230	A	Pepperdine	86	64	
												239	N	Texas Southern	50	66	
												276	A	Grand Canyon	34	50	
												276	H	Grand Canyon	64	60	
												281	A	Ari zona	44	83	
												283	H	UMKC	70	62	
												306	A	Long Beach St.	72	63	
												311	A	UTRGV	79	77	
												325	A	Utah Valley	82	72	
												325	H	Utah Valley	59	51	
												345	H	Chi cago St.	74	59	

LAST 12 Division I GAMES:																	
				221	H	Seattle U	64	53	325	A	Utah Valley	82	72				
				325	H	Utah Valley	59	51	221	A	Seattle U	59	69				
				276	A	Grand Canyon	34	50	212	H	CSU Bakersfiel d	56	48				
				212	A	CSU Bakersfiel d	52	62	276	H	Grand Canyon	64	60				
				311	A	UTRGV	79	77	345	H	Chi cago St.	74	59				
				283	H	UMKC	70	62	197	H	UC Santa Barbara	47	77				

Non-Div I Games: Tex. Permian Basin 85 58 Western N.M. 89 60

New Mexico St.

■ Loss,
 ■ Non-Conf,
 ■ S Site,
 ■ Home
 ■ Away
 N Neutral

Average RPI Win:	275	WON-LOST	WINNING	LAST 10	STRENGTH OF	OPP. STRENGTH	TEAM	ADJ.	CONF.	ADJ CONF.
Average RPI Loss:	152	RECORD	PCT. RANK	GAMES	SCHEDULE	OF SCHEDULE	RPI	RPI	RPI	RPI
DIV. I ONLY	13- 13	173	7- 3	286	264	227	227	26	26	
DIV. I NON-CONF.	3- 7	254	0- 0	95	152	212	212	25	25	

TOTALS	RPI 1-25	RPI 26-50	W-L RECORDS	RPI 51-100	RPI 101-999	RPI 201+				
13- 13	0- 1	0- 1	OVERALL	0- 1	13- 10	12- 4				
9- 4	0- 0	0- 0	HOME	0- 1	9- 3	9- 1				
4- 9	0- 0	0- 0	AWAY	0- 0	4- 2	3- 1				
0- 0	0- 0	0- 0	NEUTRAL	0- 0	0- 0	0- 0				
3- 7	0- 1	0- 1	NON-CONFERENCE	0- 1	3- 4	3- 0				
2- 2	0- 0	0- 0	HOME	0- 1	2- 1	2- 0				
1- 5	0- 1	0- 1	AWAY	0- 0	1- 3	1- 0				
0- 0	0- 0	0- 0	NEUTRAL	0- 0	0- 0	0- 0				
10- 6	0- 0	0- 0	CONFERENCE	0- 0	10- 6	9- 4				
7- 2	0- 0	0- 0	HOME	0- 0	7- 2	7- 1				
3- 4	0- 0	0- 0	AWAY	0- 0	3- 4	2- 3				
0- 0	0- 0	0- 0	NEUTRAL	0- 0	0- 0	0- 0				

RPI 1-25				RPI 26-50				RPI 51-100				RPI 101+ Team's RPI: 227			
RPI	S	Opponent	Score	RPI	S	Opponent	Score	RPI	S	Opponent	Score	RPI	S	Opponent	Score
12	A	Missouri	45 81	46	A	Miami (FL)	46 76	56	H	Houston	66 78	109	H	SFA	67 74
												114	A	Lamar University	77 100
												117	A	Tulane	56 79
												124	A	Central Ark.	52 48
												141	A	South Ala.	45 67
												176	A	Louisiana	57 66
												180	H	Jacksonville St.	54 59
												203	H	CSUN	76 73
												225	A	A&M-Corpus Christi	68 75
												225	H	A&M-Corpus Christi	66 49
												226	A	Abilene Christian	70 80
												238	H	Nicholls St.	61 62
												239	H	Texas Southern	72 69
												279	A	McNeese	77 64
												279	H	McNeese	84 62
												290	H	Southeastern La.	82 73
												301	A	Incarnate Word	72 45
												301	H	Incarnate Word	52 50
												321	H	Houston Baptist	70 52
												332	A	Northwestern St.	47 52
												332	H	Northwestern St.	81 63
												337	H	Sam Houston St.	77 50
												339	A	La.-Monroe	89 51
LAST 12 Division I GAMES:															
337	H	Sam Houston St.	77 50	301	A	Incarnate Word	72 45								
279	H	McNeese	84 62	332	H	Northwestern St.	81 63								
290	H	Southeastern La.	82 73	301	H	Incarnate Word	52 50								
225	A	A&M-Corpus Christi	68 75	124	A	Central Ark.	52 48								
238	H	Nicholls St.	61 62	225	H	A&M-Corpus Christi	66 49								
332	A	Northwestern St.	47 52	109	H	SFA	67 74								

Non-Div I Games: Xavier (LA) 85 50

New Orleans

Loss,
Non-Conf,
S Site,
H Home
A Away
N Neutral

Average RPI Win:	246	WON-LOST	WINNING	LAST 10	STRENGTH OF	OPP. STRENGTH	TEAM	ADJ.	CONF.	ADJ CONF.
Average RPI Loss:	178	RECORD	PCT. RANK	GAMES	SCHEDULE	OF SCHEDULE	RPI	RPI	RPI	RPI
DIV. I ONLY	11- 17	230	4- 6	214	271	247	247	28	28	
DIV. I NON-CONF.	3- 8	268	0- 0	73	150	205	205	26	26	

TOTALS	RPI 1-25	RPI 26-50	W-L RECORDS	RPI 51-100	RPI 101-999	RPI 201+				
11- 17	1- 1	0- 2	OVERALL	0- 1	10- 13	7- 8				
7- 6	1- 0	0- 1	HOME	0- 1	6- 4	5- 1				
3- 10	0- 1	0- 1	AWAY	0- 0	3- 8	2- 7				
1- 1	0- 0	0- 0	NEUTRAL	0- 0	1- 1	0- 0				
3- 8	1- 1	0- 0	NON-CONFERENCE	0- 1	2- 6	1- 2				
1- 3	1- 0	0- 0	HOME	0- 1	0- 2	0- 0				
1- 4	0- 1	0- 0	AWAY	0- 0	1- 3	1- 2				
1- 1	0- 0	0- 0	NEUTRAL	0- 0	1- 1	0- 0				
8- 9	0- 0	0- 2	CONFERENCE	0- 0	8- 7	6- 6				
6- 3	0- 0	0- 1	HOME	0- 0	6- 2	5- 1				
2- 6	0- 0	0- 1	AWAY	0- 0	2- 5	1- 5				
0- 0	0- 0	0- 0	NEUTRAL	0- 0	0- 0	0- 0				

RPI 1-25				RPI 26-50				RPI 51-100				RPI 101+ Team's RPI: 247			
RPI	S	Opponent	Score	RPI	S	Opponent	Score	RPI	S	Opponent	Score	RPI	S	Opponent	Score
15	H	Buffalo	75 62	41	A	Quinnipiac	61 77	53	H	Drexel	65 66	105	H	Cleveland St.	61 70
22	A	Maryland	65 92	41	H	Quinnipiac	55 84					157	A	Hartford	65 83
												161	H	Marist	78 84
												162	H	Saint Joseph's	69 93
												165	N	Louisiana Tech	73 67
												176	N	Louisiana	52 68
												192	A	Siena	73 68
												192	H	Siena	65 50
												217	A	Oakland	59 67
												248	A	St. Bonaventure	58 76
												250	A	Fairfield	53 59
												255	A	Manhattan	64 82
												255	H	Manhattan	65 64
												273	A	Rider	58 65
												273	H	Rider	69 61
												275	A	Colgate	81 44
												284	A	Canisius	60 64
												284	H	Canisius	66 72
												302	A	Monmouth	63 65
												302	H	Monmouth	68 65
												336	H	Iona	73 59
												348	A	Saint Peter's	87 52
												348	H	Saint Peter's	64 54

LAST 12 Division I GAMES:															
284	H	Canisius	66 72	284	A	Canisius	60 64								
302	H	Monmouth	68 65	41	H	Quinnipiac	55 84								
273	H	Rider	69 61	161	H	Marist	78 84								
302	A	Monmouth	63 65	348	A	Saint Peter's	87 52								
255	A	Manhattan	64 82	273	A	Rider	58 65								
348	H	Saint Peter's	64 54	192	H	Siena	65 50								

Non-Div I Games:

Niagara

Average RPI Win:	297	WON-LOST	WINNING	LAST 10	STRENGTH OF	OPP. STRENGTH	TEAM	ADJ.	CONF.	ADJ CONF.
Average RPI Loss:	155	RECORD	PCT. RANK	GAMES	SCHEDULE	OF SCHEDULE	RPI	RPI	RPI	RPI
DIV. I ONLY	10- 13	215	5- 5	279	296	238	238	26	26	
DIV. I NON-CONF.	2- 6	280	0- 0	144	239	228	228	25	25	

TOTALS	RPI 1-25	RPI 26-50	W-L RECORDS	RPI 51-100	RPI 101-999	RPI 201+				
10- 13	0- 2	0- 0	OVERALL	0- 1	10- 10	10- 5				
3- 6	0- 1	0- 0	HOME	0- 1	3- 4	3- 1				
7- 6	0- 1	0- 0	AWAY	0- 0	7- 5	7- 3				
0- 1	0- 0	0- 0	NEUTRAL	0- 0	0- 1	0- 1				
2- 6	0- 2	0- 0	NON-CONFERENCE	0- 1	2- 3	2- 2				
0- 2	0- 1	0- 0	HOME	0- 1	0- 0	0- 0				
2- 3	0- 1	0- 0	AWAY	0- 0	2- 2	2- 1				
0- 1	0- 0	0- 0	NEUTRAL	0- 0	0- 1	0- 1				
8- 7	0- 0	0- 0	CONFERENCE	0- 0	8- 7	8- 3				
3- 4	0- 0	0- 0	HOME	0- 0	3- 4	3- 1				
5- 3	0- 0	0- 0	AWAY	0- 0	5- 3	5- 2				
0- 0	0- 0	0- 0	NEUTRAL	0- 0	0- 0	0- 0				

RPI 1-25				RPI 26-50				RPI 51-100				RPI 101+ Team's RPI: 238			
RPI	S	Opponent	Score	RPI	S	Opponent	Score	RPI	S	Opponent	Score	RPI	S	Opponent	Score
5	H	Baylor	43 85					99	H	Jacksonville	61 69	109	H	SFA	73 86
25	A	LSU	50 65									114	H	Lamar University	61 76
												119	A	Iowa St.	47 75
												124	A	Central Ark.	42 60
												124	H	Central Ark.	48 69
												207	A	SMU	61 68
												225	A	A&M-Corpus Christi	55 76
												226	H	Abilene Christian	81 60
												227	A	New Orleans	62 61
												274	N	Bradley	65 75
												279	A	McNeese	61 54
												279	H	McNeese	63 51
												290	H	Southeastern La.	57 66
												301	A	Incarnate Word	62 64
												307	A	Jackson St.	90 64
												321	A	Houston Baptist	73 61
												321	H	Houston Baptist	63 45
												332	A	Northwestern St.	79 63
												337	A	Sam Houston St.	70 65
												341	A	Mississippi Val.	62 57
LAST 12 Division I GAMES:															
279	H	McNeese	63 51	290	H	Southeastern La.	57 66								
124	A	Central Ark.	42 60	114	H	Lamar University	61 76								
337	A	Sam Houston St.	70 65	225	A	A&M-Corpus Christi	55 76								
321	H	Houston Baptist	63 45	124	H	Central Ark.	48 69								
226	H	Abilene Christian	81 60	279	A	McNeese	61 54								
227	A	New Orleans	62 61	321	A	Houston Baptist	73 61								

Non-Div I Games: Spring Hill 78 70 Evangel 72 55 Southern-N. O. 83 45

Nicholls St.

Average RPI Win:	290	WON-LOST	WINNING	LAST 10	STRENGTH OF	OPP. STRENGTH	TEAM	ADJ.	CONF.	ADJ CONF.
Average RPI Loss:	178	RECORD	PCT. RANK	GAMES	SCHEDULE	OF SCHEDULE	RPI	RPI	RPI	RPI
DIV. I ONLY	16- 9	93	6- 4	330	343	210	210	30	30	
DIV. I NON-CONF.	7- 5	132	0- 0	285	326	198	198	30	30	

TOTALS	RPI 1-25	RPI 26-50	W-L RECORDS	RPI 51-100	RPI 101-999	RPI 201+				
16- 9	0- 0	0- 0	OVERALL	0- 1	16- 8	15- 4				
7- 4	0- 0	0- 0	HOME	0- 0	7- 4	7- 2				
8- 4	0- 0	0- 0	AWAY	0- 1	8- 3	7- 1				
1- 1	0- 0	0- 0	NEUTRAL	0- 0	1- 1	1- 1				
7- 5	0- 0	0- 0	NON-CONFERENCE	0- 1	7- 4	6- 2				
2- 2	0- 0	0- 0	HOME	0- 0	2- 2	2- 1				
4- 2	0- 0	0- 0	AWAY	0- 1	4- 1	3- 0				
1- 1	0- 0	0- 0	NEUTRAL	0- 0	1- 1	1- 1				
9- 4	0- 0	0- 0	CONFERENCE	0- 0	9- 4	9- 2				
5- 2	0- 0	0- 0	HOME	0- 0	5- 2	5- 1				
4- 2	0- 0	0- 0	AWAY	0- 0	4- 2	4- 1				
0- 0	0- 0	0- 0	NEUTRAL	0- 0	0- 0	0- 0				

RPI 1-25				RPI 26-50				RPI 51-100				RPI 101+				Team's RPI: 210	
RPI	S	Opponent	Score	RPI	S	Opponent	Score	RPI	S	Opponent	Score	RPI	S	Opponent	Score		
								82	A	Navy	51	70	112	A	Bethune-Cookman	45	60
													112	H	Bethune-Cookman	51	58
													153	A	William & Mary	80	74
													185	A	East Carolina	46	51
													191	H	High Point	56	59
													205	A	Hampton	63	48
													206	A	N. C. A&T	51	53
													209	N	Bowling Green	50	59
													222	H	UNCG	64	63
													246	H	Loyola Maryland	58	61
													258	H	Morgan St.	53	55
													261	A	Campbell	53	27
													266	N	St. Francis Brooklyn	52	51
													270	H	Towson	86	76
													282	A	VCU	66	52
													310	H	Coppin St.	71	57
													318	A	South Carolina St.	71	67
													318	H	South Carolina St.	63	49
													331	A	N. C. Central	75	60
													333	H	Delaware St.	72	50
													342	H	Florida A&M	70	49
													343	A	Savannah St.	78	58
													343	H	Savannah St.	83	51
													346	A	Longwood	64	45
LAST 12 Division I GAMES:																	
318	H	South Carolina St.	63	49	206	A	N. C. A&T	51	53								
343	H	Savannah St.	83	51	342	H	Florida A&M	70	49								
333	H	Delaware St.	72	50	112	H	Bethune-Cookman	51	58								
205	A	Hampton	63	48	343	A	Savannah St.	78	58								
112	A	Bethune-Cookman	45	60	318	A	South Carolina St.	71	67								
258	H	Morgan St.	53	55	331	A	N. C. Central	75	60								

Non-Div I Games:

Norfolk St.

Average RPI Win: 164		WON-LOST RECORD	WINNING PCT. RANK	LAST 10 GAMES	STRENGTH OF SCHEDULE	OPP. STRENGTH OF SCHEDULE	TEAM RPI	ADJ. RPI	CONF. RPI	ADJ. CONF. RPI
Average RPI Loss: 67										
DIV. I ONLY		14- 13	169	2- 8	31	66	107	107	1	1
DIV. I NON-CONF.		10- 3	52	0- 0	112	285	105	105	1	1
TOTALS		RPI 1-25	RPI 26-50	W-L RECORDS	RPI 51-100	RPI 101-999	RPI 201+			
14- 13	1- 5		1- 2	OVERALL	1- 3	11- 3	4- 1			
11- 7	1- 2		1- 1	HOME	0- 2	9- 2	3- 1			
1- 6	0- 3		0- 1	AWAY	1- 1	0- 1	0- 0			
2- 0	0- 0		0- 0	NEUTRAL	0- 0	2- 0	1- 0			
10- 3	0- 0		1- 0	NON-CONFERENCE	0- 1	9- 2	4- 1			
8- 3	0- 0		1- 0	HOME	0- 1	7- 2	3- 1			
0- 0	0- 0		0- 0	AWAY	0- 0	0- 0	0- 0			
2- 0	0- 0		0- 0	NEUTRAL	0- 0	2- 0	1- 0			
4- 10	1- 5		0- 2	CONFERENCE	1- 2	2- 1	0- 0			
3- 4	1- 2		0- 1	HOME	0- 1	2- 0	0- 0			
1- 6	0- 3		0- 1	AWAY	1- 1	0- 1	0- 0			
0- 0	0- 0		0- 0	NEUTRAL	0- 0	0- 0	0- 0			

RPI	S	Opponent
1	A	Notre Dame
4	H	Louisville
6	A	Florida St.
13	H	Duke
20	A	NC State
20	H	NC State

RPI	S	Opponent	Score
62			94
57			67
65			103
92			86
54			73
53			66

RPI	S	Opponent	Score
34	A	Virginia	82
43	H	Minnesota	88 83
46	H	Miami (FL)	72 92

RPI	S	Opponent	Score
62	H	Mercer	86 97
69	A	Georgia Tech	61 79
75	H	Virginia Tech	74 90
100	A	Wake Forest	79 76

RPI	S	Opponent	Score
136	H	Clemson	59 52
141	H	South Ala.	84 85
147	H	Colorado	87 80
156	H	Radford	79 46
157	H	Hartford	90 70
173	H	Pittsburgh	68 67
175	H	Furman	84 56
184	N	Washington	90 78
194	A	Boston College	64 77
205	H	Hampton	66 70
228	N	Grambling	79 63
251	H	Presbyterian	91 56
259	H	UNCW	86 60
272	H	Appalachian St.	56 43

Team's RPI : 107

LAST 12 Division I GAMES:			
4	H	Louisville	57 67
69	A	Georgia Tech	61 79
20	A	NC State	54 73
75	H	Virginia Tech	74 90
46	H	Miami (FL)	72 92
1	A	Notre Dame	62 94

34	A	Virginia	70 82
13	H	Duke	92 86
20	H	NC State	53 66
100	A	Wake Forest	79 76
136	H	Clemson	59 52
173	H	Pittsburgh	68 67

Non-Div I Games:

North Carolina

■ Loss, ■ Non-Conf, S Site, H Home A Away N Neutral

Average RPI Win:	203	WON-LOST	WINNING	LAST 10	STRENGTH OF	OPP. STRENGTH	TEAM	ADJ.	CONF.	ADJ CONF.
Average RPI Loss:	146	RECORD	PCT. RANK	GAMES	SCHEDULE	OF SCHEDULE	RPI	RPI	RPI	RPI
DIV. I ONLY	10- 14	224	4- 6	83	250	174	174	19	19	
DIV. I NON-CONF.	5- 4	146	0- 0	20	179	46	46	13	13	

TOTALS	RPI 1-25	RPI 26-50	W-L RECORDS	RPI 51-100	RPI 101-999	RPI 201+				
10- 14	0- 1	1- 2	OVERALL	0- 1	9- 10	5- 4				
7- 3	0- 0	1- 0	HOME	0- 0	6- 3	3- 1				
2- 11	0- 1	0- 2	AWAY	0- 1	2- 7	2- 3				
1- 0	0- 0	0- 0	NEUTRAL	0- 0	1- 0	0- 0				
5- 4	0- 1	0- 2	NON-CONFERENCE	0- 1	5- 0	3- 0				
3- 0	0- 0	0- 0	HOME	0- 0	3- 0	2- 0				
1- 4	0- 1	0- 2	AWAY	0- 1	1- 0	1- 0				
1- 0	0- 0	0- 0	NEUTRAL	0- 0	1- 0	0- 0				
5- 10	0- 0	1- 0	CONFERENCE	0- 0	4- 10	2- 4				
4- 3	0- 0	1- 0	HOME	0- 0	3- 3	1- 1				
1- 7	0- 0	0- 0	AWAY	0- 0	1- 7	1- 3				
0- 0	0- 0	0- 0	NEUTRAL	0- 0	0- 0	0- 0				

RPI 1-25				RPI 26-50				RPI 51-100				RPI 101+				Team's RPI: 174
RPI	S	Opponent	Score	RPI	S	Opponent	Score	RPI	S	Opponent	Score	RPI	S	Opponent	Score	
5	A	Baylor	43 105	32	A	South Dakota St.	52 66	57	A	South Dakota	71 76	114	N	Lamar University	73 70	
				37	H	Northern Colo.	78 70					130	A	Idaho	75 80	
				38	A	Oregon St.	55 65					130	H	Idaho	64 78	
												143	A	Idaho St.	46 57	
												143	H	Idaho St.	55 68	
												152	H	UNI	80 72	
												166	A	Weber St.	69 80	
												166	H	Weber St.	80 67	
												169	A	Eastern Wash.	70 74	
												169	H	Eastern Wash.	81 79	
												234	A	Montana St.	56 72	
												234	H	Montana St.	79 70	
												245	A	Montana	51 53	
												245	H	Montana	43 54	
												267	H	Massachusetts	82 52	
												278	H	North Dakota St.	79 68	
												296	A	UTSA	60 47	
												312	A	Northern Ariz.	59 79	
												321	A	Southern Utah	68 53	

LAST 12 Division I GAMES:																
				312	A	Northern Ariz.	59 79	130	H	Idaho	64 78					
				321	A	Southern Utah	68 53	169	H	Eastern Wash.	81 79					
				143	H	Idaho St.	55 68	37	H	Northern Colo.	78 70					
				166	H	Weber St.	80 67	166	A	Weber St.	69 80					
				245	A	Montana	51 53	143	A	Idaho St.	46 57					
				234	A	Montana St.	56 72	234	H	Montana St.	79 70					

Non-Div I Games: Mayville St. 82 54 Southwest Minn. St. 85 62

North Dakota

■ Loss,
 ■ Non-Conf,
 ■ S Site,
 ■ Home
 ■ A Away
 N Neutral

Average RPI Win:	315	WON-LOST	WINNING	LAST 10	STRENGTH OF	OPP. STRENGTH	TEAM	ADJ.	CONF.	ADJ CONF.
Average RPI Loss:	137	RECORD	PCT. RANK	GAMES	SCHEDULE	OF SCHEDULE	RPI	RPI	RPI	RPI
DIV. I ONLY	6- 17	292	2- 8	181	218	278	278	13	13	
DIV. I NON-CONF.	4- 7	226	0- 0	281	307	272	272	16	16	

TOTALS	RPI 1-25	RPI 26-50	W-L RECORDS	RPI 51-100	RPI 101-999	RPI 201+				
6- 17	0- 0	0- 2	OVERALL	0- 4	6- 11	6- 2				
3- 6	0- 0	0- 1	HOME	0- 1	3- 4	3- 1				
2- 10	0- 0	0- 1	AWAY	0- 3	2- 6	2- 1				
1- 1	0- 0	0- 0	NEUTRAL	0- 0	1- 1	1- 0				
4- 7	0- 0	0- 0	NON-CONFERENCE	0- 2	4- 5	4- 1				
2- 2	0- 0	0- 0	HOME	0- 0	2- 2	2- 1				
1- 4	0- 0	0- 0	AWAY	0- 2	1- 2	1- 0				
1- 1	0- 0	0- 0	NEUTRAL	0- 0	1- 1	1- 0				
2- 10	0- 0	0- 2	CONFERENCE	0- 2	2- 6	2- 1				
1- 4	0- 0	0- 1	HOME	0- 1	1- 2	1- 0				
1- 6	0- 0	0- 1	AWAY	0- 1	1- 4	1- 1				
0- 0	0- 0	0- 0	NEUTRAL	0- 0	0- 0	0- 0				

RPI 1-25				RPI 26-50				RPI 51-100				RPI 101+ Team's RPI: 278			
RPI	S	Opponent	Score	RPI	S	Opponent	Score	RPI	S	Opponent	Score	RPI	S	Opponent	Score
				32	A	South Dakota St.	63 83	57	A	South Dakota	54 80	113	A	Western Ill.	72 97
				32	H	South Dakota St.	64 85	57	H	South Dakota	67 82	124	N	Central Ark.	45 68
								82	A	Navy	54 67	147	A	Colorado	59 108
								96	A	Milwaukee	38 74	155	H	Cal Poly	69 73
												172	A	Denver	79 98
												172	H	Denver	73 78
												174	A	North Dakota	68 79
												181	A	Oral Roberts	48 71
												181	H	Oral Roberts	57 64
												241	A	Omaha	67 80
												267	H	Massachusetts	82 70
												305	A	FIU	71 68
												311	H	UTRGV	79 82
												320	N	UMBC	67 53
												330	A	Fort Wayne	66 52
												330	H	Fort Wayne	72 56
												335	H	NJIT	105 58

LAST 12 Division I GAMES:															
				330	A	Fort Wayne	66 52	241	A	Omaha	67 80				
				172	H	Denver	73 78	330	H	Fort Wayne	72 56				
				181	H	Oral Roberts	57 64	172	A	Denver	79 98				
				57	A	South Dakota	54 80	181	A	Oral Roberts	48 71				
				32	H	South Dakota St.	64 85	32	A	South Dakota St.	63 83				
				113	A	Western Ill.	72 97	57	H	South Dakota	67 82				

Non-Div I Games: Valley City St. 67 58 Mayville St. 87 43 Dakota St. 97 42

North Dakota St.

Loss, Non-Conf, S Site, H Home A Away N Neutral

Average RPI Win: 235

Average RPI Loss: 183

WON-LOST
RECORDWINNING
PCT. RANKLAST 10
GAMESSTRENGTH OF
SCHEDULEOPP. STRENGTH
OF SCHEDULETEAM
RPIADJ.
RPICONF.
RPIADJ CONF.
RPIDIV. I ONLY
DIV. I NON-CONF.9- 16
4- 8245
2394- 6
0- 0240
154236
209252
204252
20423
2123
21

TOTALS

RPI 1-25

RPI 26-50

W-L RECORDS

RPI 51-100

RPI 101-999

RPI 201+

9- 16 0- 1
5- 5 0- 0
4- 10 0- 1
0- 1 0- 00- 2
0- 0
0- 2
0- 0OVERALL
HOME
AWAY
NEUTRAL1- 3
1- 1
0- 2
0- 08- 10
4- 4
4- 5
0- 16- 8
3- 3
3- 4
0- 14- 8 0- 1
2- 1 0- 0
2- 6 0- 1
0- 1 0- 00- 2
0- 0
0- 2
0- 0NON-CONFERENCE
HOME
AWAY
NEUTRAL0- 1
0- 0
0- 1
0- 04- 4
2- 1
2- 2
0- 12- 4
1- 1
1- 2
0- 15- 8 0- 0
3- 4 0- 0
2- 4 0- 0
0- 0 0- 00- 0
0- 0
0- 0
0- 0CONFERENCE
HOME
AWAY
NEUTRAL1- 2
1- 1
0- 1
0- 04- 6
2- 3
2- 3
0- 04- 4
2- 2
2- 2
0- 0

RPI 1-25

RPI 26-50

RPI 51-100

RPI 101+

Team's RPI: 252

RPI S Opponent Score
6 A Florida St. 51 109RPI S Opponent Score
27 A Georgia 37 75
47 A Michigan 34 79RPI S Opponent Score
55 A FGCU 52 67
55 H FGCU 75 73
61 A West Virginia 59 87
99 H Jacksonville 48 66RPI S Opponent Score
112 H Bethune-Cookman 70 63
178 A Stetson 55 68
178 H Stetson 51 68
199 A Morehead St. 61 56
235 A Fla. Atlantic 75 83
243 H Northern Ky. 58 50
253 H Col. of Charleston 69 73
260 A Lipscomb 57 78
260 H Lipscomb 69 73
291 A USC Upstate 65 61
291 H USC Upstate 79 61
292 A Kennesaw St. 68 44
292 H Kennesaw St. 77 72
299 A Wofford 57 69
302 N Monmouth 57 67
335 A NJIT 65 75
335 H NJIT 62 66
342 A Florida A&M 77 68

LAST 12 Division I GAMES:

291 H USC Upstate	79 61	55 H FGCU	75 73
335 H NJIT	62 66	178 A Stetson	55 68
292 A Kennesaw St.	68 44	335 A NJIT	65 75
260 A Lipscomb	57 78	291 A USC Upstate	65 61
55 A FGCU	52 67	260 H Lipscomb	69 73
178 H Stetson	51 68	292 H Kennesaw St.	77 72

North Florida

North Florida

Non-Div I Games:

Warner

74 38

Edward Waters

73 47

Webber Int'l

81 53

North Florida

Loss, Non-Conf, S Site, H Home A Away N Neutral

Average RPI Win:	246	WON-LOST	WINNING	LAST 10	STRENGTH OF	OPP. STRENGTH	TEAM	ADJ.	CONF.	ADJ CONF.
Average RPI Loss:	143	RECORD	PCT. RANK	GAMES	SCHEDULE	OF SCHEDULE	RPI	RPI	RPI	RPI
DIV. I ONLY	11- 10	157	5- 5	294	151	215	215	18	18	
DIV. I NON-CONF.	6- 3	87	0- 0	346	89	236	236	19	19	

TOTALS	RPI 1-25	RPI 26-50	W-L RECORDS	RPI 51-100	RPI 101-999	RPI 201+				
11- 10	0- 0	0- 1	OVERALL	0- 4	11- 5	9- 2				
6- 4	0- 0	0- 1	HOME	0- 2	6- 1	4- 0				
3- 6	0- 0	0- 0	AWAY	0- 2	3- 4	3- 2				
2- 0	0- 0	0- 0	NEUTRAL	0- 0	2- 0	2- 0				
6- 3	0- 0	0- 0	NON-CONFERENCE	0- 2	6- 1	5- 1				
3- 1	0- 0	0- 0	HOME	0- 1	3- 0	2- 0				
1- 2	0- 0	0- 0	AWAY	0- 1	1- 1	1- 1				
2- 0	0- 0	0- 0	NEUTRAL	0- 0	2- 0	2- 0				
5- 7	0- 0	0- 1	CONFERENCE	0- 2	5- 4	4- 1				
3- 3	0- 0	0- 1	HOME	0- 1	3- 1	2- 0				
2- 4	0- 0	0- 0	AWAY	0- 1	2- 3	2- 1				
0- 0	0- 0	0- 0	NEUTRAL	0- 0	0- 0	0- 0				

RPI 1-25				RPI 26-50				RPI 51-100				RPI 101+ Team's RPI: 215			
RPI	S	Opponent	Score	RPI	S	Opponent	Score	RPI	S	Opponent	Score	RPI	S	Opponent	Score
				44	H	Western Ky.	65 79	52	A	Indiana	63 68	120	A	Middle Tenn.	48 56
								79	A	UAB	52 68	138	H	Charlotte	73 68
								91	H	Rice	49 50	165	A	Louisiana Tech	53 61
								92	H	Kansas St.	54 55	167	H	UTEP	48 50
												179	H	Tulsa	66 43
												202	H	Southern Miss.	71 62
												207	H	SMU	47 40
												235	A	Fla. Atlantic	65 51
												240	H	La Salle	70 44
												256	N	Coastal Caro.	50 34
												277	H	Old Dominion	63 46
												296	A	UTSA	58 70
												305	A	FIU	92 46
												323	N	Detroit Mercy	63 57
												326	A	Ill. -Chicago	67 70
												347	A	Eastern Ill.	63 61
LAST 12 Division I GAMES:															
202	H	Southern Miss.	71 62	79	A	UAB	52 68								
235	A	Fla. Atlantic	65 51	120	A	Middle Tenn.	48 56								
305	A	FIU	92 46	138	H	Charlotte	73 68								
296	A	UTSA	58 70	277	H	Old Dominion	63 46								
167	H	UTEP	48 50	91	H	Rice	49 50								
44	H	Western Ky.	65 79	165	A	Louisiana Tech	53 61								

Non-Div I Games: Mid-Amer. Christian 86 52 Tex. A&M Int'l 64 38 Okla. Panhandle 63 41

North Texas

Average RPI Win:	224	WON-LOST	WINNING	LAST 10	STRENGTH OF	OPP. STRENGTH	TEAM	ADJ.	CONF.	ADJ CONF.
Average RPI Loss:	114	RECORD	PCT. RANK	GAMES	SCHEDULE	OF SCHEDULE	RPI	RPI	RPI	RPI
DIV. I ONLY	13- 13	173	5- 5	96	203	139	139	10	10	
DIV. I NON-CONF.	5- 6	187	0- 0	190	315	207	207	11	11	

TOTALS	RPI 1-25	RPI 26-50	W-L RECORDS	RPI 51-100	RPI 101-999	RPI 201+				
13- 13	0- 0	0- 2	OVERALL	0- 6	13- 5	9- 3				
7- 5	0- 0	0- 1	HOME	0- 3	7- 1	4- 1				
5- 6	0- 0	0- 1	AWAY	0- 2	5- 3	4- 1				
1- 2	0- 0	0- 0	NEUTRAL	0- 1	1- 1	1- 1				
5- 6	0- 0	0- 0	NON-CONFERENCE	0- 2	5- 4	4- 3				
2- 2	0- 0	0- 0	HOME	0- 1	2- 1	1- 1				
2- 2	0- 0	0- 0	AWAY	0- 0	2- 2	2- 1				
1- 2	0- 0	0- 0	NEUTRAL	0- 1	1- 1	1- 1				
8- 7	0- 0	0- 2	CONFERENCE	0- 4	8- 1	5- 0				
5- 3	0- 0	0- 1	HOME	0- 2	5- 0	3- 0				
3- 4	0- 0	0- 1	AWAY	0- 2	3- 1	2- 0				
0- 0	0- 0	0- 0	NEUTRAL	0- 0	0- 0	0- 0				

RPI	S	Opponent	Score	RPI	S	Opponent	Score	RPI	S	Opponent	Score	RPI	S	Opponent	Score	Team's RPI: 139
50	A	El on	71 78	53	A	Drexel	50 58	127	A	Del aware	64 53					
50	H	El on	46 65	53	H	Drexel	58 69	127	H	Del aware	73 59					
				56	N	Houston	64 72	153	A	William & Mary	53 71					
				72	A	James Madi son	43 72	153	H	William & Mary	64 46					
				72	H	James Madi son	57 60	161	H	Marist	78 72					
				73	H	Harvard	69 79	182	A	New Hampshire	50 65					
								204	A	Boston U.	73 74					
								208	H	Providence	95 98					
								233	N	New Mexico St.	65 64					
								250	H	Fairfield	63 43					
								253	H	Col. of Charleston	59 37					
								254	N	Illinois St.	55 65					
								259	A	UNCW	54 47					
								259	H	UNCW	56 39					
								267	A	Massachusetts	64 54					
								270	A	Towson	70 61					
								270	H	Towson	79 61					
								289	A	Vermont	71 66					

LAST 12 Division I GAMES:																
50	H	El on	46 65	53	A	Drexel	50 58									
270	H	Towson	79 61	127	A	Del aware	64 53									
153	A	William & Mary	53 71	153	H	William & Mary	64 46									
72	A	James Madi son	43 72	53	H	Drexel	58 69									
127	H	Del aware	73 59	253	H	Col. of Charleston	59 37									
259	H	UNCW	56 39	50	A	El on	71 78									

Non-Div I Games:

Northeastern

■ Loss,
 ■ Non-Conf,
 ■ S Site,
 ■ Home
 ■ A Away
 N Neutral

Average RPI Win:	219	WON-LOST	WINNING	LAST 10	STRENGTH OF	OPP. STRENGTH	TEAM	ADJ.	CONF.	ADJ CONF.
Average RPI Loss:	188	RECORD	PCT. RANK	GAMES	SCHEDULE	OF SCHEDULE	RPI	RPI	RPI	RPI
DIV. I ONLY	5- 19	314	2- 8	198	278	312	312	19	19	
DIV. I NON-CONF.	2- 8	290	0- 0	209	313	306	306	13	13	

TOTALS	RPI 1-25	RPI 26-50	W-L RECORDS	RPI 51-100	RPI 101-999	RPI 201+				
5- 19	0- 0	0- 1	OVERALL	0- 1	5- 17	2- 8				
3- 9	0- 0	0- 1	HOME	0- 1	3- 7	1- 4				
1- 10	0- 0	0- 0	AWAY	0- 0	1- 10	1- 4				
1- 0	0- 0	0- 0	NEUTRAL	0- 0	1- 0	0- 0				
2- 8	0- 0	0- 0	NON-CONFERENCE	0- 1	2- 7	1- 3				
1- 4	0- 0	0- 0	HOME	0- 1	1- 3	1- 1				
0- 4	0- 0	0- 0	AWAY	0- 0	0- 4	0- 2				
1- 0	0- 0	0- 0	NEUTRAL	0- 0	1- 0	0- 0				
3- 11	0- 0	0- 1	CONFERENCE	0- 0	3- 10	1- 5				
2- 5	0- 0	0- 1	HOME	0- 0	2- 4	0- 3				
1- 6	0- 0	0- 0	AWAY	0- 0	1- 6	1- 2				
0- 0	0- 0	0- 0	NEUTRAL	0- 0	0- 0	0- 0				

RPI 1-25				RPI 26-50				RPI 51-100				RPI 101+				Team's RPI: 312
RPI	S	Opponent	Score	RPI	S	Opponent	Score	RPI	S	Opponent	Score	RPI	S	Opponent	Score	
				37	H	Northern Colo.	63 85	91	H	Rice	83 88	130	A	Idaho	68 83	
												143	A	Idaho St.	59 76	
												143	H	Idaho St.	55 75	
												151	N	Boise St.	62 60	
												155	H	Cal Poly	73 89	
												166	A	Weber St.	63 77	
												166	H	Weber St.	76 75	
												169	A	Eastern Wash.	62 82	
												170	A	Youngstown St.	67 69	
												172	A	Denver	73 80	
												174	H	North Dakota	79 59	
												197	H	UC Santa Barbara	93 96	
												203	A	CSUN	69 78	
												234	A	Montana St.	39 81	
												234	H	Montana St.	56 78	
												245	A	Montana	62 70	
												245	H	Montana	52 69	
												249	A	Hawaii	68 84	
												276	H	Grand Canyon	54 72	
												281	H	Arizona	84 66	
												321	A	Southern Utah	72 55	
												321	H	Southern Utah	57 60	

LAST 12 Division I GAMES:																
				174	H	North Dakota	79 59	234	H	Montana St.	56 78					
				37	H	Northern Colo.	63 85	130	A	Idaho	68 83					
				321	A	Southern Utah	72 55	169	A	Eastern Wash.	62 82					
				166	A	Weber St.	63 77	321	H	Southern Utah	57 60					
				143	A	Idaho St.	59 76	143	H	Idaho St.	55 75					
				245	H	Montana	52 69	166	H	Weber St.	76 75					

Non-Div I Games: Antelope Valley 104 49

Northern Ariz.

Average RPI Win:	179	WON-LOST	WINNING	LAST 10	STRENGTH OF	OPP. STRENGTH	TEAM	ADJ.	CONF.	ADJ CONF.
Average RPI Loss:	116	RECORD	PCT. RANK	GAMES	SCHEDULE	OF SCHEDULE	RPI	RPI	RPI	RPI
DIV. I ONLY	20- 6	41	8- 2	67	211	37	37	19	19	
DIV. I NON-CONF.	8- 3	65	0- 0	17	90	23	23	13	13	

TOTALS	RPI 1-25	RPI 26-50	W-L RECORDS	RPI 51-100	RPI 101-999	RPI 201+				
20- 6	1- 0	1- 1	OVERALL	1- 1	17- 4	7- 0				
9- 2	1- 0	0- 0	HOME	0- 0	8- 2	2- 0				
10- 4	0- 0	1- 1	AWAY	0- 1	9- 2	5- 0				
1- 0	0- 0	0- 0	NEUTRAL	1- 0	0- 0	0- 0				
8- 3	1- 0	1- 1	NON-CONFERENCE	1- 1	5- 1	1- 0				
4- 1	1- 0	0- 0	HOME	0- 0	3- 1	0- 0				
3- 2	0- 0	1- 1	AWAY	0- 1	2- 0	1- 0				
1- 0	0- 0	0- 0	NEUTRAL	1- 0	0- 0	0- 0				
12- 3	0- 0	0- 0	CONFERENCE	0- 0	12- 3	6- 0				
5- 1	0- 0	0- 0	HOME	0- 0	5- 1	2- 0				
7- 2	0- 0	0- 0	AWAY	0- 0	7- 2	4- 0				
0- 0	0- 0	0- 0	NEUTRAL	0- 0	0- 0	0- 0				

RPI 1-25				RPI 26-50				Team's RPI: 37				RPI 51-100				RPI 101+			
RPI	S	Opponent	Score	RPI	S	Opponent	Score	RPI	S	Opponent	Score	RPI	S	Opponent	Score	RPI	S	Opponent	Score
25	H	LSU	58 50	28	A	DePaul	94 88	59	A	Fordham	33 48	123	H	Col orado St.	44 55				
				41	A	Qui nni pi ac	49 60	89	N	Li berty	65 57	130	A	Idaho	78 72				
												130	H	Idaho	71 79				
												140	H	BYU	79 74				
												143	A	Idaho St.	63 57				
												143	H	Idaho St.	75 52				
												154	H	San Franci sco	73 60				
												166	A	Weber St.	73 82				
												166	H	Weber St.	71 69				
												169	A	Eastern Wash.	70 65				
												169	H	Eastern Wash.	68 62				
												172	A	Denver	71 63				
												174	A	North Dakota	70 78				
												177	H	Paci fi c	80 55				
												234	A	Montana St.	78 63				
												234	H	Montana St.	82 69				
												245	A	Montana	64 58				
												245	H	Montana	68 50				
												283	A	UMKC	88 73				
												312	A	Northern Ariz.	85 63				
												321	A	Southern Utah	60 54				
LAST 12 Division I GAMES:																			
321	A	Southern Utah	60 54	169	H	Eastern Wash.	68 62												
312	A	Northern Ariz.	85 63	130	H	Idaho	71 79												
166	H	Weber St.	71 69	174	A	North Dakota	70 78												
143	H	Idaho St.	75 52	143	A	Idaho St.	63 57												
234	A	Montana St.	78 63	166	A	Weber St.	73 82												
245	A	Montana	64 58	245	H	Montana	68 50												

Non-Div I Games:

Northern Colo.

Average RPI Win:	220	WON-LOST	WINNING	LAST 10	STRENGTH OF	OPP. STRENGTH	TEAM	ADJ.	CONF.	ADJ CONF.
Average RPI Loss:	75	RECORD	PCT. RANK	GAMES	SCHEDULE	OF SCHEDULE	RPI	RPI	RPI	RPI
DIV. I ONLY	13- 13	173	3- 7	108	110	126	126	7	7	
DIV. I NON-CONF.	8- 3	65	0- 0	282	303	120	120	8	8	

TOTALS	RPI 1-25	RPI 26-50	W-L RECORDS	RPI 51-100	RPI 101-999	RPI 201+				
13- 13	1- 1	0- 4	OVERALL	0- 5	12- 3	8- 0				
6- 4	1- 0	0- 2	HOME	0- 1	5- 1	3- 0				
6- 7	0- 0	0- 0	AWAY	0- 1	6- 0	4- 0				
1- 2	0- 0	0- 0	NEUTRAL	0- 1	1- 1	1- 0				
8- 3	0- 1	0- 0	NON-CONFERENCE	0- 1	8- 1	6- 0				
3- 0	0- 0	0- 0	HOME	0- 0	3- 0	2- 0				
4- 1	0- 1	0- 0	AWAY	0- 0	4- 0	3- 0				
1- 2	0- 0	0- 0	NEUTRAL	0- 1	1- 1	1- 0				
5- 10	1- 0	0- 4	CONFERENCE	0- 4	4- 2	2- 0				
3- 4	1- 0	0- 2	HOME	0- 1	2- 1	1- 0				
2- 6	0- 0	0- 2	AWAY	0- 3	2- 1	1- 0				
0- 0	0- 0	0- 0	NEUTRAL	0- 0	0- 0	0- 0				

RPI 1-25				RPI 26-50				RPI 51-100				RPI 101+				Team's RPI: 126
RPI	S	Opponent	Score	RPI	S	Opponent	Score	RPI	S	Opponent	Score	RPI	S	Opponent	Score	
15	H	Buffalo	86 84	26	A	Central Mi ch.	77 91	60	A	Toledo	60 63	111	A	Western Mi ch.	83 88	
18	A	Iowa	80 105	26	H	Central Mi ch.	78 81	83	N	Albany (NY)	91 97	113	H	Western Ill.	96 94	
				39	A	Ball St.	72 81	85	A	Ohio	75 77	114	N	Lamar University	80 90	
				39	H	Ball St.	50 72	87	A	Miami (OH)	65 67	148	A	SIUE	86 75	
								87	H	Miami (OH)	62 77	160	A	Kent St.	72 62	
												160	H	Kent St.	81 79	
												200	H	Eastern Mi ch.	76 83	
												209	H	Bowling Green	73 68	
												214	A	Akron	84 61	
												274	H	Bradley	76 52	
												280	N	Sacramento St.	84 75	
												296	A	UTSA	69 55	
												303	H	Loyola Chi cago	80 71	
												345	A	Chi cago St.	80 59	
												347	A	Eastern Ill.	93 64	

LAST 12 Division I GAMES:																
				26	A	Central Mi ch.	77 91	39	A	Ball St.	72 81					
				39	H	Ball St.	50 72	85	A	Ohio	75 77					
				209	H	Bowling Green	73 68	200	H	Eastern Mi ch.	76 83					
				214	A	Akron	84 61	26	H	Central Mi ch.	78 81					
				160	A	Kent St.	72 62	60	A	Toledo	60 63					
				87	H	Miami (OH)	62 77	111	A	Western Mi ch.	83 88					

Non-Div I Games:

Northern Ill.

Average RPI Win:	204	WON-LOST	WINNING	LAST 10	STRENGTH OF	OPP. STRENGTH	TEAM	ADJ.	CONF.	ADJ CONF.
Average RPI Loss:	150	RECORD	PCT. RANK	GAMES	SCHEDULE	OF SCHEDULE	RPI	RPI	RPI	RPI
DIV. I ONLY	7- 19	287	4- 6	102	214	243	243	11	11	
DIV. I NON-CONF.	1- 9	318	0- 0	143	325	296	296	15	15	

TOTALS	RPI 1-25	RPI 26-50	W-L RECORDS	RPI 51-100	RPI 101-999	RPI 201+				
7- 19	1- 1	0- 0	OVERALL	1- 4	5- 14	4- 5				
4- 9	1- 0	0- 0	HOME	0- 3	3- 6	3- 1				
3- 9	0- 1	0- 0	AWAY	1- 0	2- 8	1- 4				
0- 1	0- 0	0- 0	NEUTRAL	0- 1	0- 0	0- 0				
1- 9	0- 0	0- 0	NON-CONFERENCE	0- 2	1- 7	0- 4				
0- 4	0- 0	0- 0	HOME	0- 1	0- 3	0- 1				
1- 4	0- 0	0- 0	AWAY	0- 0	1- 4	0- 3				
0- 1	0- 0	0- 0	NEUTRAL	0- 1	0- 0	0- 0				
6- 10	1- 1	0- 0	CONFERENCE	1- 2	4- 7	4- 1				
4- 5	1- 0	0- 0	HOME	0- 2	3- 3	3- 0				
2- 5	0- 1	0- 0	AWAY	1- 0	1- 4	1- 1				
0- 0	0- 0	0- 0	NEUTRAL	0- 0	0- 0	0- 0				

RPI 1-25				RPI 26-50				RPI 51-100				RPI 101+ Team's RPI: 243			
RPI	S	Opponent	Score	RPI	S	Opponent	Score	RPI	S	Opponent	Score	RPI	S	Opponent	Score
16	A	Green Bay	41 58					52	H	Indiana	56 67	105	A	Cleveland St.	49 72
16	H	Green Bay	62 54					77	H	IUPUI	35 71	105	H	Cleveland St.	65 70
								96	A	Milwaukee	60 57	110	A	Wright St.	60 73
								96	H	Milwaukee	49 52	110	H	Wright St.	63 68
								99	N	Jacksonville	49 61	128	A	ETSU	57 45
												133	H	Robert Morris	50 59
												160	H	Kent St.	54 59
												170	A	Youngstown St.	51 54
												170	H	Youngstown St.	59 60
												178	A	Stetson	56 67
												217	A	Oakland	53 79
												217	H	Oakland	66 59
												242	H	Austin Peay	52 53
												252	A	North Florida	50 58
												254	A	Illinois St.	37 49
												300	A	Murray St.	87 98
												323	A	Detroit Mercy	78 67
												323	H	Detroit Mercy	64 60
												326	H	Ill.-Chicago	61 53
LAST 12 Division I GAMES:															
170	H	Youngstown St.	59 60	105	A	Cleveland St.	49 72								
110	A	Wright St.	60 73	170	A	Youngstown St.	51 54								
323	H	Detroit Mercy	64 60	326	H	Ill.-Chicago	61 53								
217	H	Oakland	66 59	77	H	IUPUI	35 71								
96	A	Milwaukee	60 57	105	H	Cleveland St.	65 70								
16	A	Green Bay	41 58	110	H	Wright St.	63 68								

Non-Div I Games: Oakland City 103 25

Northern Ky.

Average RPI Win:	231	WON-LOST	WINNING	LAST 10	STRENGTH OF	OPP. STRENGTH	TEAM	ADJ.	CONF.	ADJ CONF.
Average RPI Loss:	63	RECORD	PCT. RANK	GAMES	SCHEDULE	OF SCHEDULE	RPI	RPI	RPI	RPI
DIV. I ONLY	10- 19	263	1- 9	76	69	183	183	3	3	
DIV. I NON-CONF.	7- 7	170	0- 0	145	148	170	170	4	4	

TOTALS	RPI 1-25	RPI 26-50	W-L RECORDS	RPI 51-100	RPI 101-999	RPI 201+				
10- 19	0- 4	0- 6	OVERALL	0- 6	10- 3	6- 0				
6- 8	0- 3	0- 3	HOME	0- 2	6- 0	4- 0				
3- 9	0- 0	0- 0	AWAY	0- 1	3- 0	2- 0				
1- 2	0- 0	0- 0	NEUTRAL	0- 0	1- 2	0- 0				
7- 7	0- 1	0- 2	NON-CONFERENCE	0- 2	7- 2	4- 0				
4- 3	0- 1	0- 1	HOME	0- 1	4- 0	3- 0				
2- 2	0- 0	0- 1	AWAY	0- 1	2- 0	1- 0				
1- 2	0- 0	0- 0	NEUTRAL	0- 0	1- 2	0- 0				
3- 12	0- 3	0- 4	CONFERENCE	0- 4	3- 1	2- 0				
2- 5	0- 2	0- 2	HOME	0- 1	2- 0	1- 0				
1- 7	0- 1	0- 2	AWAY	0- 3	1- 1	1- 0				
0- 0	0- 0	0- 0	NEUTRAL	0- 0	0- 0	0- 0				

RPI 1-25				RPI 26-50				RPI 51-100				RPI 101+ Team's RPI: 183			
RPI	S	Opponent	Score	RPI	S	Opponent	Score	RPI	S	Opponent	Score	RPI	S	Opponent	Score
7	A	Ohio St.	54 88	28	H	DePaul	63 92	52	A	Indiana	73 78	104	N	Auburn	49 48
16	H	Green Bay	57 63	31	A	Syracuse	74 81	66	H	Nebraska	59 69	115	N	Chattanooga	44 61
18	H	Iowa	61 70	43	H	Minnesota	63 90	67	A	Michigan St.	51 81	121	N	Georgetown	54 55
22	H	Maryland	65 68	45	A	Purdue	60 63	84	A	Penn St.	59 67	186	A	Wisconsin	46 58
				47	A	Michigan	63 84	96	H	Wisconsin	57 66	186	H	Wisconsin	69 60
				47	H	Michigan	59 80	97	A	Missouri St.	59 90	188	H	Stony Brook	68 36
												193	A	UT Martin	71 63
												217	H	Oakland	88 70
												223	A	Illinois	74 59
												223	H	Illinois	68 61
												285	H	Santa Clara	57 47
												345	A	Chicago St.	63 36
												347	H	Eastern Ill.	74 40

LAST 12 Division I GAMES:															
7	A	Ohio St.	54 88	47	H	Michigan	59 80								
223	H	Illinois	68 61	22	H	Maryland	65 68								
84	A	Penn St.	59 67	186	A	Wisconsin	46 58								
18	H	Iowa	61 70	45	A	Purdue	60 63								
47	A	Michigan	63 84	186	H	Wisconsin	69 60								
52	A	Indiana	73 78	66	H	Nebraska	59 69								

Non-Div I Games:

Northwestern

Average RPI Win:	301	WON-LOST	WINNING	LAST 10	STRENGTH OF	OPP. STRENGTH	TEAM	ADJ.	CONF.	ADJ CONF.
Average RPI Loss:	188	RECORD	PCT. RANK	GAMES	SCHEDULE	OF SCHEDULE	RPI	RPI	RPI	RPI
DIV. I ONLY	3- 19	329	2- 8	246	284	332	332	26	26	
DIV. I NON-CONF.	1- 6	306	0- 0	155	107	259	259	25	25	

TOTALS	RPI 1-25	RPI 26-50	W-L RECORDS	RPI 51-100	RPI 101-999	RPI 201+				
3- 19	0- 1	0- 0	OVERALL	0- 2	3- 16	3- 11				
2- 7	0- 0	0- 0	HOME	0- 0	2- 7	2- 5				
1- 11	0- 0	0- 0	AWAY	0- 0	1- 1	1- 0				
0- 1	0- 0	0- 0	NEUTRAL	0- 0	0- 1	0- 1				
1- 6	0- 1	0- 0	NON-CONFERENCE	0- 2	1- 3	1- 2				
0- 1	0- 0	0- 0	HOME	0- 0	0- 1	0- 1				
1- 4	0- 1	0- 0	AWAY	0- 2	1- 1	1- 0				
0- 1	0- 0	0- 0	NEUTRAL	0- 0	0- 1	0- 1				
2- 13	0- 0	0- 0	CONFERENCE	0- 0	2- 13	2- 9				
2- 6	0- 0	0- 0	HOME	0- 0	2- 6	2- 4				
0- 7	0- 0	0- 0	AWAY	0- 0	0- 7	0- 5				
0- 0	0- 0	0- 0	NEUTRAL	0- 0	0- 0	0- 0				

RPI 1-25				RPI 26-50				RPI 51-100				RPI 101+ Team's RPI: 332			
RPI	S	Opponent	Score	RPI	S	Opponent	Score	RPI	S	Opponent	Score	RPI	S	Opponent	Score
11	A	Texas	44 68					63	A	Oklahoma St.	44 78	109	A	SFA	48 83
								71	A	TCU	51 89	109	H	SFA	62 70
												114	A	Lamar University	44 71
												124	H	Central Ark.	53 61
												144	A	Ole Miss	44 75
												202	H	Southern Miss.	59 71
												225	H	A&M-Corpus Christi	56 62
												226	A	Abilene Christian	41 80
												227	A	New Orleans	63 81
												227	H	New Orleans	52 47
												238	H	Nicholls St.	63 79
												239	N	Texas Southern	43 56
												279	A	McNeese	67 72
												279	H	McNeese	44 60
												290	A	Southeastern La.	65 71
												301	H	Incarnate Word	53 57
												321	A	Houston Baptist	51 57
												337	H	Sam Houston St.	63 60
												339	A	La. -Monroe	70 48

LAST 12 Division I GAMES:															
301	H	Incarnate Word	53 57	124	H	Central Ark.	53 61								
321	A	Houston Baptist	51 57	227	A	New Orleans	63 81								
109	A	SFA	48 83	290	A	Southeastern La.	65 71								
114	A	Lamar University	44 71	337	H	Sam Houston St.	63 60								
279	H	McNeese	44 60	226	A	Abilene Christian	41 80								
227	H	New Orleans	52 47	109	H	SFA	62 70								

Non-Div I Games: LeTourneau 82 39 LSU-Shreveport 62 42 LSU-Alexandria 85 55 Central Baptist 87 22 Northwestern St.

Average RPI	Win:	78	WON-LOST	WINNING	LAST 10	STRENGTH OF	OPP. STRENGTH	TEAM	ADJ.	CONF.	ADJ CONF.
Average RPI	Loss:	3	RECORD	PCT. RANK	GAMES	SCHEDULE	OF SCHEDULE	RPI	RPI	RPI	RPI
DIV. I ONLY		25- 2	5	10- 0	2	1	1	1	1	1	1
DIV. I NON-CONF.		12- 1	6	1- 0	2	8	2	2	1	1	1

TOTALS	RPI 1-25		RPI 26-50		W-L RECORDS	RPI 51-100		RPI 101-999		RPI 201+	
25- 2	5- 2		8- 0		OVERALL	5- 0		7- 0		1- 0	
11- 0	1- 0		4- 0		HOME	2- 0		4- 0		1- 0	
11- 2	2- 2		4- 0		AWAY	3- 0		2- 0		0- 0	
3- 0	2- 0		0- 0		NEUTRAL	0- 0		1- 0		0- 0	
12- 1	3- 1		5- 0		NON-CONFERENCE	2- 0		2- 0		1- 0	
5- 0	1- 0		2- 0		HOME	1- 0		1- 0		1- 0	
4- 1	0- 1		3- 0		AWAY	1- 0		0- 0		0- 0	
3- 0	2- 0		0- 0		NEUTRAL	0- 0		1- 0		0- 0	
13- 1	2- 1		3- 0		CONFERENCE	3- 0		5- 0		0- 0	
6- 0	0- 0		2- 0		HOME	1- 0		3- 0		0- 0	
7- 1	2- 1		1- 0		AWAY	2- 0		2- 0		0- 0	
0- 0	0- 0		0- 0		NEUTRAL	0- 0		0- 0		0- 0	

RPI	S	Opponent	Score	RPI	S	Opponent	Score	RPI	S	Opponent	Score	RPI	S	Opponent	Score
2	A	UConn	71 80	28	H	DePaul	91 82	67	H	Michigan St.	90 59	107	H	North Carolina	94 62
4	A	Louisville	67 100	30	H	Marquette	91 85	69	A	Georgia Tech	77 54	128	N	ETSU	77 46
6	A	Florida St.	100 69	31	H	Syracuse	87 72	69	H	Georgia Tech	85 69	136	H	Clemson	90 37
10	H	Tennessee	84 70	34	A	Virginia	83 69	74	A	Penn	66 54	173	A	Pittsburgh	87 53
13	A	Duke	72 54	38	A	Oregon St.	72 67	100	A	Wake Forest	96 73	194	A	Boston College	89 55
17	N	South Carolina	92 85	44	A	Western Ky.	78 65					194	H	Boston College	89 60
19	N	South Fla.	76 66	46	H	Miami (FL)	83 76					288	H	Mt. St. Mary's	121 65
				47	A	Michigan	83 63								

LAST 12 Division I GAMES:															
194	A	Boston College	89 55	173	A	Pittsburgh	87 53								
34	A	Virginia	83 69	136	H	Clemson	90 37								
69	H	Georgia Tech	85 69	10	H	Tennessee	84 70								
13	A	Duke	72 54	194	H	Boston College	89 60								
107	H	North Carolina	94 62	4	A	Louisville	67 100								
6	A	Florida St.	100 69	69	A	Georgia Tech	77 54								

Non-Div I Games:

Notre Dame

Average RPI Win: 281	WON-LOST RECORD	WINNING PCT. RANK	LAST 10 GAMES	STRENGTH OF SCHEDULE	OPP. STRENGTH OF SCHEDULE	TEAM RPI	ADJ. RPI	CONF. RPI	ADJ. CONF. RPI
Average RPI Loss: 102									
DIV. I ONLY	12- 14	198	3- 7	238	159	217	217	11	11
DIV. I NON-CONF.	6- 4	122	0- 0	274	171	145	145	15	15

TOTALS	RPI 1-25	RPI 26-50	W-L RECORDS	RPI 51-100	RPI 101-999	RPI 201+			
12- 14	0- 1	0- 2	OVERALL	0- 4	12- 7	11- 1			
5- 7	0- 1	0- 1	HOME	0- 2	5- 3	5- 0			
5- 7	0- 0	0- 1	AWAY	0- 2	5- 4	4- 1			
2- 0	0- 0	0- 0	NEUTRAL	0- 0	2- 0	2- 0			
6- 4	0- 0	0- 2	NON-CONFERENCE	0- 1	6- 1	6- 0			
2- 1	0- 0	0- 1	HOME	0- 0	2- 0	2- 0			
2- 3	0- 0	0- 1	AWAY	0- 1	2- 1	2- 0			
2- 0	0- 0	0- 0	NEUTRAL	0- 0	2- 0	2- 0			
6- 10	0- 1	0- 0	CONFERENCE	0- 3	6- 6	5- 1			
3- 6	0- 1	0- 0	HOME	0- 2	3- 3	3- 0			
3- 4	0- 0	0- 0	AWAY	0- 1	3- 3	2- 1			
0- 0	0- 0	0- 0	NEUTRAL	0- 0	0- 0	0- 0			

RPI	S	Opponent	Score	RPI	S	Opponent	Score	RPI	S	Opponent	Score	RPI	S	Opponent	Score	Team's RPI: 217
16	H	Green Bay	48 81	26	H	Central Mich.	85 103	67	A	Michigan St.	63 95	105	A	Cleveland St.	62 70	
				47	A	Michigan	69 78	77	A	IUPUI	64 80	105	H	Cleveland St.	66 86	
								77	H	IUPUI	55 73	110	A	Wright St.	75 80	
								96	H	Milwaukee	62 74	110	H	Wright St.	57 77	
												170	A	Youngstown St.	58 48	
												170	H	Youngstown St.	76 86	
												183	A	Northwestern	70 88	
												243	A	Northern Ky.	59 66	
												243	H	Northern Ky.	79 53	
												247	H	Niagara	67 59	
												254	H	Illinois St.	64 43	
												265	A	Cornell	79 77	
												277	N	Old Dominion	80 59	
												284	A	Canius	83 48	
												323	A	Detroit Mercy	85 74	
												323	H	Detroit Mercy	83 50	
												326	A	Ill.-Chicago	67 63	
												326	H	Ill.-Chicago	95 78	
												338	N	Ark.-Pine Bluff	69 37	

LAST 12 Division I GAMES:																
323	A	Detroit Mercy	85 74	170	H	Youngstown St.	76 86	323	H	Detroit Mercy	83 50					
326	H	Ill.-Chicago	95 78	16	H	Green Bay	48 81	96	H	Milwaukee	62 74					
77	H	IUPUI	55 73	77	A	IUPUI	64 80									
110	A	Wright St.	75 80													
243	A	Northern Ky.	59 66													
105	H	Cleveland St.	66 86	326	A	Ill.-Chicago	67 63									

Non-Div I Games: Mich.-Dearborn 104 44

Oakland

Average RPI Win:	168	WON-LOST	WINNING	LAST 10	STRENGTH OF	OPP. STRENGTH	TEAM	ADJ.	CONF.	ADJ CONF.
Average RPI Loss:	77	RECORD	PCT. RANK	GAMES	SCHEDULE	OF SCHEDULE	RPI	RPI	RPI	RPI
DIV. I ONLY	14- 11	139	6- 4	51	94	85	85	7	7	
DIV. I NON-CONF.	5- 5	170	0- 0	72	179	114	114	8	8	

TOTALS	RPI 1-25	RPI 26-50	W-L RECORDS	RPI 51-100	RPI 101-999	RPI 201+				
14- 11	0- 1	2- 4	OVERALL	1- 3	11- 3	6- 0				
8- 4	0- 1	1- 2	HOME	1- 1	6- 0	3- 0				
6- 5	0- 0	1- 0	AWAY	0- 1	5- 0	3- 0				
0- 2	0- 0	0- 1	NEUTRAL	0- 0	0- 1	0- 0				
5- 5	0- 0	1- 2	NON-CONFERENCE	0- 1	4- 2	3- 0				
2- 2	0- 0	0- 1	HOME	0- 1	2- 0	1- 0				
3- 1	0- 0	1- 0	AWAY	0- 0	2- 1	2- 0				
0- 2	0- 0	0- 1	NEUTRAL	0- 0	0- 1	0- 0				
9- 6	0- 1	1- 2	CONFERENCE	1- 2	7- 1	3- 0				
6- 2	0- 1	1- 1	HOME	1- 0	4- 0	2- 0				
3- 4	0- 0	0- 1	AWAY	0- 2	3- 1	1- 0				
0- 0	0- 0	0- 0	NEUTRAL	0- 0	0- 0	0- 0				

RPI	S	Opponent	Score	RPI	S	Opponent	Score	RPI	S	Opponent	Score	RPI	S	Opponent	Score
15	H	Buffalo	63 67	26	A	Central Mich.	58 82	60	A	Toledo	57 75	105	A	Cleveland St.	64 71
				26	H	Central Mich.	72 74	60	H	Toledo	78 61	111	A	Western Mich.	69 54
				34	N	Virginia	59 77	77	H	IUPUI	52 76	126	H	Northern Ill.	77 75
				39	H	Ball St.	80 76	87	A	Miami (OH)	55 64	160	A	Kent St.	78 65
				45	A	Purdue	77 71					160	H	Kent St.	79 78
				47	H	Michigan	61 74					175	N	Furman	68 70
												191	H	High Point	64 61
												200	A	Eastern Mich.	58 73
												206	H	N. C. A&T	72 65
												209	A	Bowling Green	70 63
												209	H	Bowling Green	69 58
												214	H	Akron	70 67
												308	A	Eastern Ky.	69 57
												319	A	Marshall	54 52

Team's RPI: 85															
LAST 12 Division I GAMES:															
160	H	Kent St.	79 78	87	A	Miami (OH)	55 64	126	H	Northern Ill.	77 75	209	A	Bowling Green	70 63
209	H	Bowling Green	69 58	209	A	Bowling Green	70 63	15	H	Buffalo	63 67	111	A	Western Mich.	69 54
200	A	Eastern Mich.	58 73	15	H	Buffalo	63 67	60	A	Toledo	57 75				
160	A	Kent St.	78 65												
26	H	Central Mich.	72 74												
39	H	Ball St.	80 76												

Non-Div I Games: Notre Dame (OH) 93 37

Ohio

Average RPI	Win:	94	WON-LOST	WINNING	LAST 10	STRENGTH OF	OPP. STRENGTH	TEAM	ADJ.	CONF.	ADJ CONF.
Average RPI	Loss:	21	RECORD	PCT. RANK	GAMES	SCHEDULE	OF SCHEDULE	RPI	RPI	RPI	RPI
DIV. I ONLY		23- 6		33	7- 3	7	5	7	7	3	3
DIV. I NON-CONF.		11- 3		45	0- 1	8	4	6	6	4	4

TOTALS	RPI 1-25		RPI 26-50		W-L RECORDS	RPI 51-100		RPI 101-999		RPI 201+	
23- 6	2- 5		5- 1		OVERALL	8- 0		8- 0		1- 0	
13- 2	1- 1		4- 1		HOME	5- 0		3- 0		0- 0	
7- 4	0- 4		1- 0		AWAY	2- 0		4- 0		1- 0	
3- 0	1- 0		0- 0		NEUTRAL	1- 0		1- 0		0- 0	
11- 3	2- 3		1- 0		NON-CONFERENCE	3- 0		5- 0		0- 0	
6- 1	1- 1		1- 0		HOME	2- 0		2- 0		0- 0	
2- 2	0- 2		0- 0		AWAY	0- 0		2- 0		0- 0	
3- 0	1- 0		0- 0		NEUTRAL	1- 0		1- 0		0- 0	
12- 3	0- 2		4- 1		CONFERENCE	5- 0		3- 0		1- 0	
7- 1	0- 0		3- 1		HOME	3- 0		1- 0		0- 0	
5- 2	0- 2		1- 0		AWAY	2- 0		2- 0		1- 0	
0- 0	0- 0		0- 0		NEUTRAL	0- 0		0- 0		0- 0	

RPI	S	Opponent	Score	RPI	S	Opponent	Score	RPI	S	Opponent	Score	RPI	S	Opponent	Score
4	H	Louisville	90 95	33	H	Rutgers	90 68	52	A	Indiana	77 62	125	A	Cincinnati	87 76
13	A	Duke	60 69	41	H	Quinnipiac	95 63	52	H	Indiana	85 70	130	H	Idaho	99 56
14	H	Stanford	85 64	43	H	Minnesota	91 75	55	N	FGCU	104 62	158	A	Florida	103 77
14	N	Stanford	94 82	45	H	Purdue	73 60	66	A	Nebraska	73 61	183	H	Northwestern	88 54
18	A	Iowa	89 103	47	A	Michigan	78 71	67	H	Michigan St.	78 62	184	H	Washington	85 76
19	A	South Fla.	65 84	47	H	Michigan	75 84	80	H	Maine	83 70	186	A	Wisconsin	68 55
22	A	Maryland	69 99					84	H	Penn St.	94 64	201	N	Memphis	100 69
								90	H	Dartmouth	103 70	223	A	Illinois	88 69

LAST 12 Division I GAMES:															
183	H	Northwestern	88 54	84	H	Penn St.	94 64	67	H	Michigan St.	78 62	18	A	Iowa	89 103
45	H	Purdue	73 60	67	H	Michigan St.	78 62	223	A	Illinois	88 69	22	A	Maryland	69 99
223	A	Illinois	88 69	18	A	Iowa	89 103	47	H	Michigan	75 84	52	A	Indiana	77 62
19	A	South Fla.	65 84	22	A	Maryland	69 99								
33	H	Rutgers	90 68	47	H	Michigan	75 84								
186	A	Wisconsin	68 55	52	A	Indiana	77 62								

Non-Div I Games:

Ohio St.

■ Loss,
 ■ Non-Conf, S Site,
 ■ Home
 ■ Away
 N Neutral

Average RPI Loss: 46

DIV. I ONLY	15- 12	143	7- 3	1	24	24	24	4	4
DIV. I NON-CONF.	5- 6	187	0- 0	3	19	35	35	5	5
TOTALS	RPI 1-25	RPI 26-50	W-L RECORDS	RPI 51-100	RPI 101-999	RPI 201+			
15- 12	1- 5	0- 2	OVERALL	7- 3	7- 2	2- 0			
9- 4	1- 2	0- 0	HOME	5- 1	3- 1	1- 0			
6- 7	0- 2	0- 2	AWAY	2- 2	4- 1	1- 0			
0- 1	0- 1	0- 0	NEUTRAL	0- 0	0- 0	0- 0			
5- 6	1- 2	0- 2	NON-CONFERENCE	2- 0	2- 2	1- 0			
4- 1	1- 0	0- 0	HOME	2- 0	1- 1	1- 0			
1- 4	0- 1	0- 2	AWAY	0- 0	1- 1	0- 0			
0- 1	0- 1	0- 0	NEUTRAL	0- 0	0- 0	0- 0			
10- 6	0- 3	0- 0	CONFERENCE	5- 3	5- 0	1- 0			
5- 3	0- 2	0- 0	HOME	3- 1	2- 0	0- 0			
5- 3	0- 1	0- 0	AWAY	2- 2	3- 0	1- 0			
0- 0	0- 0	0- 0	NEUTRAL	0- 0	0- 0	0- 0			

RPI 1-25					Team's RPI: 24					RPI 26-50					RPI 51-100					RPI 101+				
RPI	S	Opponent	Score		RPI	S	Opponent	Score		RPI	S	Opponent	Score		RPI	S	Opponent	Score						
2	N	UConn	64	88	28	A	DePaul	108	111	61	A	West Virginia	79	77	108	A	Little Rock	56	68					
5	A	Bayl or	65	74	32	A	South Dakota St.	61	67	61	H	West Virginia	76	57	119	A	Iowa St.	74	69					
5	H	Bayl or	52	74						63	A	Oklahoma St.	82	96	119	H	Iowa St.	80	71					
8	A	Oregon	74	92						63	H	Oklahoma St.	67	70	123	A	Colorado St.	78	46					
11	H	Texas	78	88						68	H	Belmont	96	73	145	A	Kansas	72	52					
19	H	South Fla.	79	74						71	A	TCU	58	62	145	H	Kansas	97	64					
LAST 12 Division I GAMES:																								
119	H	Iowa St.	80	71	71	A	TCU	58	62															
61	A	West Virginia	79	77	145	H	Kansas	97	64															
145	A	Kansas	72	52	63	H	Oklahoma St.	67	70															
5	A	Bayl or	65	74	92	A	Kansas St.	76	71															
61	H	West Virginia	76	57	5	H	Bayl or	52	74															
92	H	Kansas St.	68	49	229	A	Texas Tech	73	52															

Non-Div I Games:

0kl ahoma

Average RPI Win:	164	WON-LOST	WINNING	LAST 10	STRENGTH OF	OPP. STRENGTH	TEAM	ADJ.	CONF.	ADJ CONF.
Average RPI Loss:	45	RECORD	PCT. RANK	GAMES	SCHEDULE	OF SCHEDULE	RPI	RPI	RPI	RPI
DIV. I ONLY	18- 9	78	5- 5	72	25	63	63	4	4	
DIV. I NON-CONF.	9- 2	33	0- 0	175	100	63	63	5	5	

TOTALS	RPI 1-25	RPI 26-50	W-L RECORDS	RPI 51-100	RPI 101-999	RPI 201+				
18- 9	3- 6	0- 0	OVERALL	4- 1	11- 2	7- 0				
13- 3	2- 2	0- 0	HOME	2- 0	9- 1	6- 0				
4- 5	1- 3	0- 0	AWAY	1- 1	2- 1	1- 0				
1- 1	0- 1	0- 0	NEUTRAL	1- 0	0- 0	0- 0				
9- 2	1- 2	0- 0	NON-CONFERENCE	1- 0	7- 0	5- 0				
8- 0	1- 0	0- 0	HOME	0- 0	7- 0	5- 0				
0- 1	0- 1	0- 0	AWAY	0- 0	0- 0	0- 0				
1- 1	0- 1	0- 0	NEUTRAL	1- 0	0- 0	0- 0				
9- 7	2- 4	0- 0	CONFERENCE	3- 1	4- 2	2- 0				
5- 3	1- 2	0- 0	HOME	2- 0	2- 1	1- 0				
4- 4	1- 2	0- 0	AWAY	1- 1	2- 1	1- 0				
0- 0	0- 0	0- 0	NEUTRAL	0- 0	0- 0	0- 0				

RPI 1-25				RPI 26-50				RPI 51-100				RPI 101+			
RPI	S	Opponent	Score	RPI	S	Opponent	Score	RPI	S	Opponent	Score	RPI	S	Opponent	Score
3	A	Mississippi St.	76 79					57	N	South Dakota	76 68	119	A	Iowa St.	81 73
5	A	Baylor	64 77					61	H	West Virginia	79 73	119	H	Iowa St.	69 78
5	H	Baylor	45 87					71	A	TCU	71 54	137	H	Wichita St.	91 67
9	H	UCLA	87 72					92	A	Kansas St.	64 80	145	A	Kansas	59 66
10	N	Tennessee	69 79					92	H	Kansas St.	76 68	145	H	Kansas	92 63
11	A	Texas	79 84									187	H	Southern U.	94 66
11	H	Texas	62 77									229	A	Texas Tech	98 57
24	A	Oklahoma	70 67									229	H	Texas Tech	80 62
24	H	Oklahoma	96 82									291	H	USC Upstate	108 71
Team's RPI: 63															
LAST 12 Division I GAMES:															
145	A	Kansas	59 66	5	A	Baylor	64 77								
11	H	Texas	62 77	229	H	Texas Tech	80 62								
5	H	Baylor	45 87	119	H	Iowa St.	69 78								
119	A	Iowa St.	81 73	24	A	Oklahoma	70 67								
71	A	TCU	71 54	61	H	West Virginia	79 73								
145	H	Kansas	92 63	92	A	Kansas St.	64 80								

Non-Div I Games:

Oklahoma St.

Average RPI Win: 269	WON-LOST RECORD	WINNING PCT. RANK	LAST 10 GAMES	STRENGTH OF SCHEDULE	OPP. STRENGTH OF SCHEDULE	TEAM RPI	ADJ. RPI	CONF. RPI	ADJ CONF. RPI
Average RPI Loss: 147									
DIV. I ONLY	8- 19	275	6- 4	148	227	277	277	18	18
DIV. I NON-CONF.	2- 12	306	0- 1	133	261	302	302	19	19

TOTALS	RPI 1-25	RPI 26-50	W-L RECORDS	RPI 51-100	RPI 101-999	RPI 201+			
8- 19	0- 2	0- 1	OVERALL	0- 3	8- 13	7- 7			
7- 7	0- 2	0- 0	HOME	0- 2	7- 3	6- 1			
1- 9	0- 0	0- 1	AWAY	0- 1	1- 7	1- 4			
0- 3	0- 0	0- 0	NEUTRAL	0- 0	0- 3	0- 2			
2- 12	0- 2	0- 0	NON-CONFERENCE	0- 1	2- 9	2- 5			
2- 5	0- 2	0- 0	HOME	0- 1	2- 2	2- 1			
0- 4	0- 0	0- 0	AWAY	0- 0	0- 4	0- 2			
0- 3	0- 0	0- 0	NEUTRAL	0- 0	0- 3	0- 2			
6- 7	0- 0	0- 1	CONFERENCE	0- 2	6- 4	5- 2			
5- 2	0- 0	0- 0	HOME	0- 1	5- 1	4- 0			
1- 5	0- 0	0- 1	AWAY	0- 1	1- 3	1- 2			
0- 0	0- 0	0- 0	NEUTRAL	0- 0	0- 0	0- 0			

RPI 1-25				RPI 26-50				RPI 51-100				RPI 101+ Team's RPI: 277			
RPI	S	Opponent	Score	RPI	S	Opponent	Score	RPI	S	Opponent	Score	RPI	S	Opponent	Score
13	H	Duke	51 84	44	A	Western Ky.	48 62	79	H	UAB	61 74	101	A	George Mason	53 66
20	H	NC State	56 73					89	H	Liberty	55 63	122	N	Saint Francis (PA)	68 79
								91	A	Rice	45 53	125	H	Cincinnati	33 54
												138	H	Charlotte	60 63
												153	A	William & Mary	58 75
												165	A	Louisiana Tech	45 59
												167	H	UTEP	56 52
												202	A	Southern Miss.	74 55
												205	A	Hampton	42 50
												211	H	Richmond	45 54
												215	A	North Texas	46 63
												217	N	Oakland	59 80
												226	N	Abilene Christian	60 74
												235	H	Fla. Atlantic	59 54
												282	A	VCU	39 68
												296	A	UTSA	56 64
												296	H	UTSA	69 63
												305	H	FIU	68 60
												310	H	Coppin St.	75 67
												318	H	South Carolina St.	52 35
												319	H	Marshall	69 53

LAST 12 Division I GAMES:															
167	H	UTEP	56 52	165	A	Louisiana Tech	45 59	296	H	UTSA	69 63				
235	H	Fla. Atlantic	59 54	319	H	Marshall	69 53	205	A	Hampton	42 50				
202	A	Southern Miss.	74 55	296	A	UTSA	56 64	215	A	North Texas	46 63				
44	A	Western Ky.	48 62												
305	H	FIU	68 60												
91	A	Rice	45 53												

Non-Div I Games:

Old Dominion

Ole Miss										Through Games Of Feb. 21, 2018																													
Average RPI Win:		216		WON-LOST		WINNING		LAST 10		STRENGTH OF		OPP. STRENGTH		TEAM		ADJ.		CONF.		ADJ CONF.																			
Average RPI Loss:		56		RECORD		PCT. RANK		GAMES		SCHEDULE		OF SCHEDULE		RPI		RPI		RPI		RPI																			
DIV. I ONLY		11- 16		225		0- 10		39		75		144		144		2		2																					
DIV. I NON-CONF.		10- 3		52		0- 0		213		268		85		85		2		2																					

TOTALS		RPI 1-25		RPI 26-50		W-L RECORDS		RPI 51-100		RPI 101-999		RPI 201+																											
11- 16		0- 8		0- 2		OVERALL		0- 1		11- 5		5- 0																											
9- 6		0- 3		0- 1		HOME		0- 1		9- 1		4- 0																											
1- 9		0- 0		0- 0		AWAY		0- 0		1- 0		0- 0																											
1- 1		0- 0		0- 0		NEUTRAL		0- 0		1- 1		1- 0																											
10- 3		0- 1		0- 0		NON-CONFERENCE		0- 0		10- 2		5- 0																											
8- 0		0- 0		0- 0		HOME		0- 0		8- 0		4- 0																											
1- 2		0- 1		0- 0		AWAY		0- 0		1- 1		0- 0																											
1- 1		0- 0		0- 0		NEUTRAL		0- 0		1- 1		1- 0																											
1- 13		0- 7		0- 2		CONFERENCE		0- 1		1- 3		0- 0																											
1- 6		0- 3		0- 1		HOME		0- 1		1- 1		0- 0																											
0- 7		0- 4		0- 1		AWAY		0- 0		0- 2		0- 0																											
0- 0		0- 0		0- 0		NEUTRAL		0- 0		0- 0		0- 0																											

RPI 1-25					RPI 26-50					RPI 51-100					RPI 101+							Team's RPI: 144																	
RPI	S	Opponent		Score		RPI	S	Opponent		Score		RPI	S	Opponent		Score		RPI	S	Opponent		Score																	
3	A	Mississippi St.		45 76		27	A	Georgia		45 69		81	H	Alabama		79 82		116	A	Arkansas		72 73																	
3	H	Mississippi St.		49 69		27	H	Georgia		52 66								120	H	Middle Tenn.		65 56																	
8	A	Oregon		46 90														129	A	Portland St.		79 94																	
10	A	Tennessee		66 75														131	N	Saint Louis		64 79																	
12	H	Missouri		48 67														135	H	Vanderbilt		72 75																	
17	H	South Carolina		62 88														141	H	South Ala.		66 59																	
21	A	Texas A&M		54 83														158	A	Florida		60 61																	
25	A	LSU		55 84														158	H	Florida		78 75																	
																						168	H	Troy		96 93													
																						190	A	Temple		64 48													
																						198	H	Arkansas St.		74 48													
																						202	H	Southern Miss.		68 59													
																						239	H	Texas Southern		73 58													
																						292	H	Kennesaw St.		92 63													
																						332	H	Northwestern St.		75 44													
																						333	N	Delaware St.		110 58													

Average RPI Win:	266	WON-LOST	WINNING	LAST 10	STRENGTH OF	OPP. STRENGTH	TEAM	ADJ.	CONF.	ADJ CONF.
Average RPI Loss:	137	RECORD	PCT. RANK	GAMES	SCHEDULE	OF SCHEDULE	RPI	RPI	RPI	RPI
DIV. I ONLY	8- 15	255	2- 7	170	228	241	241	13	13	
DIV. I NON-CONF.	6- 4	122	0- 0	279	316	165	165	16	16	

TOTALS	RPI 1-25	RPI 26-50	W-L RECORDS	RPI 51-100	RPI 101-999	RPI 201+				
8- 15	0- 0	0- 3	OVERALL	0- 3	8- 9	7- 3				
5- 6	0- 0	0- 2	HOME	0- 1	5- 3	4- 0				
3- 9	0- 0	0- 1	AWAY	0- 2	3- 6	3- 3				
0- 0	0- 0	0- 0	NEUTRAL	0- 0	0- 0	0- 0				
6- 4	0- 0	0- 1	NON-CONFERENCE	0- 1	6- 2	5- 2				
3- 1	0- 0	0- 1	HOME	0- 0	3- 0	2- 0				
3- 3	0- 0	0- 0	AWAY	0- 1	3- 2	3- 2				
0- 0	0- 0	0- 0	NEUTRAL	0- 0	0- 0	0- 0				
2- 11	0- 0	0- 2	CONFERENCE	0- 2	2- 7	2- 1				
2- 5	0- 0	0- 1	HOME	0- 1	2- 3	2- 0				
0- 6	0- 0	0- 1	AWAY	0- 1	0- 4	0- 1				
0- 0	0- 0	0- 0	NEUTRAL	0- 0	0- 0	0- 0				

RPI	S	Opponent	Score	RPI	S	Opponent	Score	RPI	S	Opponent	Score	RPI	S	Opponent	Score	Team's RPI: 241
32	A	South Dakota St.	64 89	57	A	South Dakota	46 70	113	A	Western Ill.	68 103					
32	H	South Dakota St.	54 103	57	H	South Dakota	50 72	113	H	Western Ill.	51 90					
42	H	Creighton	51 72	92	A	Kansas St.	60 81	152	H	UNI	78 74					
								172	A	Denver	60 81					
								172	H	Denver	74 85					
								181	A	Oral Roberts	56 72					
								181	H	Oral Roberts	53 82					
								203	A	CSUN	68 60					
								212	A	CSU Bakersfield	43 52					
								234	H	Montana St.	64 53					
								274	A	Bradley	56 69					
								278	H	North Dakota St.	80 67					
								291	A	USC Upstate	69 66					
								299	A	Wofford	64 60					
								330	A	Fort Wayne	65 76					
								330	H	Fort Wayne	77 61					
								342	H	Florida A&M	78 73					

LAST 12 Division I GAMES:																
181	A	Oral Roberts	56 72	278	H	North Dakota St.	80 67									
172	A	Denver	60 81	57	A	South Dakota	46 70									
57	H	South Dakota	50 72	172	H	Denver	74 85									
330	H	Fort Wayne	77 61	113	H	Western Ill.	51 90									
113	A	Western Ill.	68 103	330	A	Fort Wayne	65 76									
32	H	South Dakota St.	54 103	32	A	South Dakota St.	64 89									

Non-Div I Games: Graceland (IA) 96 69 Peru St. 63 47 St. Mary (NE) 81 58

Omaha

Average RPI Win: 280	WON-LOST RECORD	WINNING PCT. RANK	LAST 10 GAMES	STRENGTH OF SCHEDULE	OPP. STRENGTH OF SCHEDULE	TEAM RPI	ADJ. RPI	CONF. RPI	ADJ CONF. RPI
Average RPI Loss: 93									
DIV. I ONLY	14- 12	153	4- 5	269	187	181	181	13	13
DIV. I NON-CONF.	7- 5	132	0- 0	332	258	211	211	16	16

TOTALS	RPI 1-25	RPI 26-50	W-L RECORDS	RPI 51-100	RPI 101-999	RPI 201+			
14- 12	0- 0	0- 2	OVERALL	0- 5	14- 5	12- 0			
5- 4	0- 0	0- 1	HOME	0- 1	5- 2	4- 0			
5- 8	0- 0	0- 1	AWAY	0- 4	5- 3	4- 0			
4- 0	0- 0	0- 0	NEUTRAL	0- 0	4- 0	4- 0			
7- 5	0- 0	0- 0	NON-CONFERENCE	0- 3	7- 2	6- 0			
1- 1	0- 0	0- 0	HOME	0- 0	1- 1	1- 0			
2- 4	0- 0	0- 0	AWAY	0- 3	2- 1	1- 0			
4- 0	0- 0	0- 0	NEUTRAL	0- 0	4- 0	4- 0			
7- 7	0- 0	0- 2	CONFERENCE	0- 2	7- 3	6- 0			
4- 3	0- 0	0- 1	HOME	0- 1	4- 1	3- 0			
3- 4	0- 0	0- 1	AWAY	0- 1	3- 2	3- 0			
0- 0	0- 0	0- 0	NEUTRAL	0- 0	0- 0	0- 0			

RPI S Opponent	Score	RPI S Opponent	Score	RPI S Opponent	Score	RPI S Opponent	Score	Team's RPI: 181
32 A South Dakota St.	72 96	32 H South Dakota St.	70 77	57 A South Dakota	55 72	113 A Western Ill.	49 56	
				57 H South Dakota	68 73	113 H Western Ill.	63 85	
				71 A TCU	58 72	116 H Arkansas	66 77	
				94 A Utah	50 71	159 A UT Arlington	46 70	
				97 A Missouri St.	66 76	172 A Denver	54 70	
						172 H Denver	90 60	
						179 A Tulsa	53 41	
						241 A Omaha	82 53	
						241 H Omaha	72 56	
						278 A North Dakota St.	64 57	
						278 H North Dakota St.	71 48	
						283 A UMKC	76 73	
						294 N Alcorn	76 52	
						306 N Long Beach St.	64 58	
						321 H Houston Baptist	78 56	
						324 N Cal St. Fullerton	60 50	
						330 A Fort Wayne	73 48	
						330 H Fort Wayne	66 45	
						345 N Chicago St.	73 43	
LAST 12 Division I GAMES:								
241 H Omaha	72 56	330 H Fort Wayne	66 45					
57 A South Dakota	55 72	172 H Denver	90 60					
172 A Denver	54 70	57 H South Dakota	68 73					
32 A South Dakota St.	72 96	32 H South Dakota St.	70 77					
278 A North Dakota St.	64 57	278 H North Dakota St.	71 48					
113 H Western Ill.	63 85	113 A Western Ill.	49 56					

Non-Div I Games: Okla. Panhandle 88 35 Cent. Christian (KS) 18 47

Oral Roberts

Average RPI Win: 117

Average RPI Loss: 15

WON-LOST
RECORDWINNING
PCT. RANKLAST 10
GAMESSTRENGTH OF
SCHEDULEOPP. STRENGTH
OF SCHEDULETEAM
RPIADJ.
RPICONF.
RPIADJ CONF.
RPIDIV. I ONLY
DIV. I NON-CONF.25- 4
11- 29
228- 2
0- 019
2111
248
88
85
35
3

TOTALS

RPI 1-25

RPI 26-50

W-L RECORDS

RPI 51-100

RPI 101-999

RPI 201+

25- 4

5- 3

5- 1

OVERALL

4- 0

11- 0

5- 0

16- 1

2- 1

4- 0

HOME

2- 0

8- 0

4- 0

7- 3

2- 2

1- 1

AWAY

2- 0

2- 0

0- 0

2- 0

1- 0

0- 0

NEUTRAL

0- 0

1- 0

1- 0

11- 2

3- 2

0- 0

NON-CONFERENCE

1- 0

7- 0

4- 0

8- 0

1- 0

0- 0

HOME

1- 0

6- 0

3- 0

1- 2

1- 2

0- 0

AWAY

0- 0

0- 0

0- 0

2- 0

1- 0

0- 0

NEUTRAL

0- 0

1- 0

1- 0

14- 2

2- 1

5- 1

CONFERENCE

3- 0

4- 0

1- 0

8- 1

1- 1

4- 0

HOME

1- 0

2- 0

1- 0

6- 1

1- 0

1- 1

AWAY

2- 0

2- 0

0- 0

0- 0

0- 0

0- 0

NEUTRAL

0- 0

0- 0

0- 0

RPI 1-25

Team's RPI: 8

RPI 26-50

RPI 51-100

RPI 101+

RPI	S	Opponent	Score
3	A	Mississippi St.	79 90
4	A	Louisville	61 74
9	A	UCLA	70 61
9	H	UCLA	101 94
14	H	Stanford	65 78
21	A	Texas A&M	83 68
21	N	Texas A&M	84 62
24	H	Oklahoma	92 74

RPI	S	Opponent	Score
36	H	California	91 54
38	A	Oregon St.	79 85
38	H	Oregon St.	75 63
40	H	Arizona St.	74 64
49	A	Southern California	70 66
49	H	Southern California	80 74

RPI	S	Opponent	Score
78	H	Drake	110 77
94	A	Utah	84 68
98	A	Washington St.	90 79
98	H	Washington St.	89 56

RPI	S	Opponent	Score
144	H	Ole Miss	90 46
147	A	Colorado	74 55
166	H	Weber St.	114 87
169	H	Eastern Wash.	81 40
184	A	Washington	76 63
184	H	Washington	94 83
203	H	CSUN	91 43
205	H	Hampton	87 45
249	N	Hawaii	85 44
281	H	Arizona	62 44
321	H	Southern Utah	98 38

LAST 12 Division I GAMES:

9	H	UCLA	101 94	94	A	Utah	84 68
49	H	Southern California	80 74	147	A	Colorado	74 55
98	A	Washington St.	90 79	38	H	Oregon St.	75 63
184	A	Washington	76 63	38	A	Oregon St.	79 85
14	H	Stanford	65 78	40	H	Arizona St.	74 64
36	H	California	91 54	281	H	Arizona	62 44

Oregon

Oregon

Non-Div I Games:

Oregon

Loss, Non-Conf, S Site, H Home A Away N Neutral

Average RPI Win:	163	WON-LOST	WINNING	LAST 10	STRENGTH OF	OPP. STRENGTH	TEAM	ADJ.	CONF.	ADJ CONF.
Average RPI Loss:	16	RECORD	PCT. RANK	GAMES	SCHEDULE	OF SCHEDULE	RPI	RPI	RPI	RPI
DIV. I ONLY	21- 6	36	8- 2	97	37	38	38	5	5	
DIV. I NON-CONF.	9- 2	33	0- 0	263	141	98	98	3	3	

TOTALS	RPI 1-25	RPI 26-50	W-L RECORDS	RPI 51-100	RPI 101-999	RPI 201+				
21- 6	2- 5	3- 1	OVERALL	4- 0	12- 0	7- 0				
14- 2	2- 2	3- 0	HOME	2- 0	7- 0	4- 0				
5- 4	0- 3	0- 1	AWAY	2- 0	3- 0	1- 0				
2- 0	0- 0	0- 0	NEUTRAL	0- 0	2- 0	2- 0				
9- 2	0- 2	0- 0	NON-CONFERENCE	1- 0	8- 0	6- 0				
6- 1	0- 1	0- 0	HOME	1- 0	5- 0	3- 0				
1- 1	0- 1	0- 0	AWAY	0- 0	1- 0	1- 0				
2- 0	0- 0	0- 0	NEUTRAL	0- 0	2- 0	2- 0				
12- 4	2- 3	3- 1	CONFERENCE	3- 0	4- 0	1- 0				
8- 1	2- 1	3- 0	HOME	1- 0	2- 0	1- 0				
4- 3	0- 2	0- 1	AWAY	2- 0	2- 0	0- 0				
0- 0	0- 0	0- 0	NEUTRAL	0- 0	0- 0	0- 0				

RPI 1-25				RPI 26-50				RPI 51-100				RPI 101+			
RPI	S	Opponent	Score	RPI	S	Opponent	Score	RPI	S	Opponent	Score	RPI	S	Opponent	Score
1	H	Notre Dame	67 72	36	H	Cal i forn i a	68 48	64	H	UC Dav i s	61 47	147	A	Col orado	86 71
8	A	Oregon	63 75	40	H	Arizona St.	57 54	94	A	Utah	69 58	174	H	North Dakota	65 55
8	H	Oregon	85 79	49	A	Southern Cal i forn i a	61 65	98	A	Washi ngton St.	63 61	184	A	Washi ngton	95 57
9	A	UCLA	49 84	49	H	Southern Cal i forn i a	69 63	98	H	Washi ngton St.	71 53	184	H	Washi ngton	75 63
9	H	UCLA	67 64									197	H	UC Santa Barbara	74 49
13	A	Duke	65 72									218	N	Nevada	89 49
14	H	Stanford	57 60									244	H	San Jose St.	110 62
												281	H	Ari zona	88 48
												298	N	Utah St.	94 55
												325	H	Utah Valley	98 41
												331	A	N. C. Central	97 44
												343	H	Savannah St.	84 36

LAST 12 Division I GAMES:															
49	H	Southern Cal i forn i a	69 63	147	A	Col orado	86 71	94	A	Utah	69 58	8	A	Oregon	63 75
9	H	UCLA	67 64	94	A	Utah	69 58	8	H	Oregon	85 79	281	H	Ari zona	88 48
184	A	Washi ngton	95 57	8	A	Oregon	63 75	40	H	Arizona St.	57 54				
98	A	Washi ngton St.	63 61												
36	H	Cal i forn i a	68 48												
14	H	Stanford	57 60												

Non-Div I Games:

Oregon St.

P
a
c
i
f
i
c

Pacific

Non-Div I Games:	UC Merced	123	59
------------------	-----------	-----	----

Average RPI Win: 189

Average RPI Loss: 88

WON-LOST
RECORDWINNING
PCT. RANKLAST 10
GAMESSTRENGTH OF
SCHEDULEOPP. STRENGTH
OF SCHEDULETEAM
RPIADJ.
RPICONF.
RPIADJ CONF.
RPIDIV. I ONLY
DIV. I NON-CONF.16- 6
8- 453
878- 1
2- 0158
23092
6274
10174
1019
99
9

TOTALS

RPI 1-25

RPI 26-50

W-L RECORDS

RPI 51-100

RPI 101-999

RPI 201+

16- 6

1- 1

0- 2

OVERALL

3- 1

12- 2

8- 1

6- 2

0- 1

0- 1

HOME

2- 0

4- 0

4- 0

8- 3

1- 0

0- 1

AWAY

0- 0

7- 2

3- 1

2- 1

0- 0

0- 0

NEUTRAL

1- 1

1- 0

1- 0

8- 4

1- 1

0- 0

NON-CONFERENCE

1- 1

6- 2

4- 1

2- 1

0- 1

0- 0

HOME

0- 0

2- 0

2- 0

4- 2

1- 0

0- 0

AWAY

0- 0

3- 2

1- 1

2- 1

0- 0

0- 0

NEUTRAL

1- 1

1- 0

1- 0

8- 2

0- 0

0- 2

CONFERENCE

2- 0

6- 0

4- 0

4- 1

0- 0

0- 1

HOME

2- 0

2- 0

2- 0

4- 1

0- 0

0- 1

AWAY

0- 0

4- 0

2- 0

0- 0

0- 0

0- 0

NEUTRAL

0- 0

0- 0

0- 0

RPI 1-25

RPI 26-50

RPI 51-100

Team's RPI: 74

RPI 101+

RPI	S	Opponent	Score
1	H	Notre Dame	54 66
23	A	Villanova	79 77

RPI	S	Opponent	Score
35	A	Princeton	40 60
35	H	Princeton	55 70

RPI	S	Opponent	Score
69	N	Georgia Tech	55 69
73	H	Harvard	69 49
90	H	Dartmouth	65 47
97	N	Missouri St.	65 60

RPI	S	Opponent	Score
118	A	Yale	69 54
149	A	Binghamton	72 77
150	A	Brown	88 55
162	A	Saint Joseph's	57 50
190	A	Temple	74 59
213	A	Columbia	75 39
213	H	Columbia	70 51
224	H	Lafayette	55 42
240	A	La Salle	59 66
265	A	Cornell	53 39
265	H	Cornell	68 48
282	N	VCU	82 52
327	H	Rhode Island	84 66
335	A	NJIT	77 38

LAST 12 Division I GAMES:

265	A	Cornell	53 39	150	A	Brown	88 55
213	A	Columbia	75 39	190	A	Temple	74 59
35	A	Princeton	40 60	23	A	Villanova	79 77
73	H	Harvard	69 49	213	H	Columbia	70 51
90	H	Dartmouth	65 47	265	H	Cornell	68 48
118	A	Yale	69 54	35	H	Princeton	55 70

Non-Div I Games:

Gwynedd Mercy

89 25

Penn

Average RPI Win: 231	WON-LOST RECORD	WINNING PCT. RANK	LAST 10 GAMES	STRENGTH OF SCHEDULE	OPP. STRENGTH OF SCHEDULE	TEAM RPI	ADJ. RPI	CONF. RPI	ADJ. CONF. RPI
Average RPI Loss: 150									
DIV. I ONLY	9- 17	258	3- 7	126	244	230	230	14	14
DIV. I NON-CONF.	4- 6	214	0- 0	111	346	193	193	12	12

TOTALS	RPI 1-25	RPI 26-50	W-L RECORDS	RPI 51-100	RPI 101-999	RPI 201+			
9- 17	0- 0	0- 2	OVERALL	0- 3	9- 12	5- 3			
7- 5	0- 0	0- 1	HOME	0- 0	7- 4	3- 2			
2- 12	0- 0	0- 1	AWAY	0- 3	2- 8	2- 1			
0- 0	0- 0	0- 0	NEUTRAL	0- 0	0- 0	0- 0			
4- 6	0- 0	0- 0	NON-CONFERENCE	0- 2	4- 4	3- 2			
2- 2	0- 0	0- 0	HOME	0- 0	2- 2	1- 2			
2- 4	0- 0	0- 0	AWAY	0- 2	2- 2	2- 0			
0- 0	0- 0	0- 0	NEUTRAL	0- 0	0- 0	0- 0			
5- 11	0- 0	0- 2	CONFERENCE	0- 1	5- 8	2- 1			
5- 3	0- 0	0- 1	HOME	0- 0	5- 2	2- 0			
0- 8	0- 0	0- 1	AWAY	0- 1	0- 6	0- 1			
0- 0	0- 0	0- 0	NEUTRAL	0- 0	0- 0	0- 0			

RPI 1-25				RPI 26-50				RPI 51-100				RPI 101+ Team's RPI: 230			
RPI	S	Opponent	Score	RPI	S	Opponent	Score	RPI	S	Opponent	Score	RPI	S	Opponent	Score
				48	A	Gonzaga	51 73	64	A	UC Davis	64 69	140	A	BYU	43 78
				48	H	Gonzaga	48 67	76	A	Saint Mary's (CA)	62 75	140	H	BYU	67 73
								94	A	Utah	65 89	142	A	Loyola Marymount	60 75
												142	H	Loyola Marymount	85 74
												143	H	Idaho St.	80 74
												154	A	San Francisco	67 68
												154	H	San Francisco	95 92
												166	A	Weber St.	61 71
												177	A	Pacific	73 84
												177	H	Pacific	77 85
												189	A	San Diego	53 79
												189	H	San Diego	66 62
												195	A	UC Irvine	74 75
												218	A	Nevada	77 72
												221	H	Seattle U	62 65
												233	H	New Mexico St.	64 86
												285	A	Santa Clara	50 54
												285	H	Santa Clara	56 55
												306	A	Long Beach St.	83 71
												317	H	Portland	83 79
												325	H	Utah Valley	71 44
LAST 12 Division I GAMES:															
				48	H	Gonzaga	48 67	285	A	Santa Clara	50 54				
				140	A	BYU	43 78	142	A	Loyola Marymount	60 75				
				142	H	Loyola Marymount	85 74	154	H	San Francisco	95 92				
				189	A	San Diego	53 79	177	H	Pacific	77 85				
				177	A	Pacific	73 84	76	A	Saint Mary's (CA)	62 75				
				317	H	Portland	83 79	140	H	BYU	67 73				

Non-Div I Games:

Pepperdine

Average RPI	Win:	194	WON-LOST	WINNING	LAST 10	STRENGTH OF	OPP. STRENGTH	TEAM	ADJ.	CONF.	ADJ CONF.
Average RPI	Loss:	65	RECORD	PCT. RANK	GAMES	SCHEDULE	OF SCHEDULE	RPI	RPI	RPI	RPI
DIV. I ONLY		10- 17	241	2- 8	55	47	173	173	1	1	
DIV. I NON-CONF.		8- 5	111	0- 0	187	192	169	169	1	1	

TOTALS	RPI 1-25		RPI 26-50		W-L RECORDS		RPI 51-100		RPI 101-999		RPI 201+
10- 17	0- 4		0- 4		OVERALL		1- 6		9- 3		4- 0
8- 9	0- 4		0- 1		HOME		1- 3		7- 1		4- 0
2- 8	0- 0		0- 3		AWAY		0- 3		2- 2		0- 0
0- 0	0- 0		0- 0		NEUTRAL		0- 0		0- 0		0- 0
8- 5	0- 0		0- 0		NON-CONFERENCE		0- 4		8- 1		4- 0
7- 3	0- 0		0- 0		HOME		0- 2		7- 1		4- 0
1- 2	0- 0		0- 0		AWAY		0- 2		1- 0		0- 0
0- 0	0- 0		0- 0		NEUTRAL		0- 0		0- 0		0- 0
2- 12	0- 4		0- 4		CONFERENCE		1- 2		1- 2		0- 0
1- 6	0- 4		0- 1		HOME		1- 1		0- 0		0- 0
1- 6	0- 0		0- 3		AWAY		0- 1		1- 2		0- 0
0- 0	0- 0		0- 0		NEUTRAL		0- 0		0- 0		0- 0

RPI	S	Opponent	Score	RPI	S	Opponent	Score	RPI	S	Opponent	Score	RPI	S	Opponent	Score	Team's RPI: 173
1	H	Notre Dame	53 87	31	A	Syracuse	52 70	59	A	Fordham	55 58	102	H	Bucknell	57 39	
4	H	Louisville	51 77	31	H	Syracuse	53 62	61	A	West Virginia	52 73	107	A	North Carolina	67 68	
6	H	Florida St.	59 66	34	A	Virginia	50 62	69	H	Georgia Tech	68 62	125	A	Cincinnati	66 46	
13	H	Duke	46 58	46	A	Miami (FL)	58 82	70	H	Duquesne	53 66	136	A	Clemson	58 42	
								75	A	Virginia Tech	66 89	170	H	Youngstown St.	66 58	
								84	H	Penn St.	48 59	186	H	Wisconsin	57 58	
								100	H	Wake Forest	49 58	194	A	Boston College	61 72	
												198	H	Arkansas St.	87 47	
												259	H	UNCW	74 55	
												265	H	Cornell	51 39	
												270	H	Towson	81 63	
												345	H	Chicago St.	87 49	

LAST 12 Division I GAMES:																
31	H	Syracuse	53 62	1	H	Notre Dame	53 87	31	A	Syracuse	52 70	4	H	Louisville	51 77	
46	A	Miami (FL)	58 82	4	H	Louisville	51 77	69	H	Georgia Tech	68 62	75	A	Virginia Tech	66 89	
194	A	Boston College	61 72	107	A	North Carolina	67 68									
6	H	Florida St.	59 66													
136	A	Clemson	58 42													
13	H	Duke	46 58													

Non-Div I Games:

Pittsburgh

Average RPI Win:	207	WON-LOST	WINNING	LAST 10	STRENGTH OF	OPP. STRENGTH	TEAM	ADJ.	CONF.	ADJ CONF.
Average RPI Loss:	168	RECORD	PCT. RANK	GAMES	SCHEDULE	OF SCHEDULE	RPI	RPI	RPI	RPI
DIV. I ONLY	4- 21	323	2- 8	157	202	317	317	14	14	
DIV. I NON-CONF.	2- 7	286	0- 0	246	335	332	332	12	12	

TOTALS	RPI 1-25	RPI 26-50	W-L RECORDS	RPI 51-100	RPI 101-999	RPI 201+				
4- 21	0- 0	0- 2	OVERALL	1- 1	3- 18	2- 4				
4- 10	0- 0	0- 1	HOME	1- 0	3- 9	2- 1				
0- 11	0- 0	0- 1	AWAY	0- 1	0- 9	0- 3				
0- 0	0- 0	0- 0	NEUTRAL	0- 0	0- 0	0- 0				
2- 7	0- 0	0- 0	NON-CONFERENCE	0- 0	2- 7	2- 1				
2- 4	0- 0	0- 0	HOME	0- 0	2- 4	2- 0				
0- 3	0- 0	0- 0	AWAY	0- 0	0- 3	0- 1				
0- 0	0- 0	0- 0	NEUTRAL	0- 0	0- 0	0- 0				
2- 14	0- 0	0- 2	CONFERENCE	1- 1	1- 11	0- 3				
2- 6	0- 0	0- 1	HOME	1- 0	1- 5	0- 1				
0- 8	0- 0	0- 1	AWAY	0- 1	0- 6	0- 2				
0- 0	0- 0	0- 0	NEUTRAL	0- 0	0- 0	0- 0				

RPI 1-25				RPI 26-50				RPI 51-100				RPI 101+ Team's RPI: 317			
RPI	S	Opponent	Score	RPI	S	Opponent	Score	RPI	S	Opponent	Score	RPI	S	Opponent	Score
				48	A	Gonzaga	36 75	76	A	Saint Mary's (CA)	49 77	122	H	Saint Francis (PA)	101 106
				48	H	Gonzaga	56 70	76	H	Saint Mary's (CA)	68 65	129	H	Portland St.	71 77
												140	H	BYU	58 72
												142	A	Loyola Marymount	55 76
												142	H	Loyola Marymount	60 63
												151	H	Boise St.	47 73
												154	A	San Francisco	75 84
												154	H	San Francisco	63 76
												166	H	Weber St.	70 91
												177	A	Pacific	55 91
												177	H	Pacific	89 67
												184	A	Washington	67 93
												189	A	San Diego	52 59
												189	H	San Diego	60 75
												195	A	UC Irvine	52 63
												230	A	Pepperdine	79 83
												249	H	Hawaii	76 47
												285	A	Santa Clara	57 67
												285	H	Santa Clara	43 50
												324	A	Cal St. Fullerton	61 66
												325	H	Utah Valley	71 64

LAST 12 Division I GAMES:															
				76	A	Saint Mary's (CA)	49 77	76	H	Saint Mary's (CA)	68 65				
				285	A	Santa Clara	57 67	48	A	Gonzaga	36 75				
				177	H	Pacific	89 67	142	H	Loyola Marymount	60 63				
				154	H	San Francisco	63 76	189	H	San Diego	60 75				
				142	A	Loyola Marymount	55 76	177	A	Pacific	55 91				
				230	A	Pepperdine	79 83	48	H	Gonzaga	56 70				

Non-Div I Games: Willamette 72 52 Warner Pacific 95 59

Portland

Average RPI Win:	223	WON-LOST	WINNING	LAST 10	STRENGTH OF	OPP. STRENGTH	TEAM	ADJ.	CONF.	ADJ CONF.
Average RPI Loss:	145	RECORD	PCT. RANK	GAMES	SCHEDULE	OF SCHEDULE	RPI	RPI	RPI	RPI
DIV. I ONLY	12- 11	159	5- 5	147	243	129	129	19	19	
DIV. I NON-CONF.	4- 5	202	0- 0	141	169	109	109	13	13	

TOTALS	RPI 1-25	RPI 26-50	W-L RECORDS	RPI 51-100	RPI 101-999	RPI 201+				
12- 11	0- 0	0- 1	OVERALL	0- 2	12- 8	7- 3				
6- 2	0- 0	0- 0	HOME	0- 0	6- 2	3- 0				
6- 9	0- 0	0- 1	AWAY	0- 2	6- 6	4- 3				
0- 0	0- 0	0- 0	NEUTRAL	0- 0	0- 0	0- 0				
4- 5	0- 0	0- 1	NON-CONFERENCE	0- 2	4- 2	2- 2				
1- 0	0- 0	0- 0	HOME	0- 0	1- 0	0- 0				
3- 5	0- 0	0- 1	AWAY	0- 2	3- 2	2- 2				
0- 0	0- 0	0- 0	NEUTRAL	0- 0	0- 0	0- 0				
8- 6	0- 0	0- 0	CONFERENCE	0- 0	8- 6	5- 1				
5- 2	0- 0	0- 0	HOME	0- 0	5- 2	3- 0				
3- 4	0- 0	0- 0	AWAY	0- 0	3- 4	2- 1				
0- 0	0- 0	0- 0	NEUTRAL	0- 0	0- 0	0- 0				

RPI 1-25				RPI 26-50				RPI 51-100				RPI 101+				Team's RPI: 129
RPI	S	Opponent	Score	RPI	S	Opponent	Score	RPI	S	Opponent	Score	RPI	S	Opponent	Score	
				48	A	Gonzaga	52 91	64	A	UC Davis	67 79	130	A	Idaho	60 61	
								86	A	UNLV	80 88	130	H	Idaho	90 101	
												143	A	Idaho St.	64 72	
												143	H	Idaho St.	59 88	
												144	H	Ole Miss	94 79	
												166	A	Weber St.	62 60	
												166	H	Weber St.	77 64	
												169	A	Eastern Wash.	57 64	
												169	H	Eastern Wash.	75 60	
												195	A	UC Irvine	82 72	
												218	A	Nevada	55 67	
												221	A	Seattle U	77 91	
												234	A	Montana St.	69 60	
												234	H	Montana St.	62 53	
												244	A	San Jose St.	90 78	
												245	A	Montana	53 69	
												245	H	Montana	70 53	
												280	A	Sacramento St.	81 72	
												280	H	Sacramento St.	74 73	
												317	A	Portland	77 71	

LAST 12 Division I GAMES:																
				143	A	Idaho St.	64 72	280	A	Sacramento St.	81 72					
				166	A	Weber St.	62 60	166	H	Weber St.	77 64					
				234	H	Montana St.	62 53	143	H	Idaho St.	59 88					
				245	H	Montana	70 53	245	A	Montana	53 69					
				169	A	Eastern Wash.	57 64	234	A	Montana St.	69 60					
				130	A	Idaho	60 61	130	H	Idaho	90 101					

Non-Div I Games: Northwest (WA) 63 60 Multnomah 95 32

Portland St.

Average RPI Win:	294	WON-LOST	WINNING	LAST 10	STRENGTH OF	OPP. STRENGTH	TEAM	ADJ.	CONF.	ADJ CONF.
Average RPI Loss:	196	RECORD	PCT. RANK	GAMES	SCHEDULE	OF SCHEDULE	RPI	RPI	RPI	RPI
DIV. I ONLY	9- 14	233	7- 3	268	346	257	257	32	32	
DIV. I NON-CONF.	0- 9	337	0- 0	71	251	300	300	32	32	

TOTALS	RPI 1-25	RPI 26-50	W-L RECORDS	RPI 51-100	RPI 101-999	RPI 201+				
9- 14	0- 1	0- 0	OVERALL	0- 1	9- 12	8- 8				
5- 3	0- 0	0- 0	HOME	0- 1	5- 2	4- 2				
4- 10	0- 1	0- 0	AWAY	0- 0	4- 9	4- 5				
0- 1	0- 0	0- 0	NEUTRAL	0- 0	0- 1	0- 1				
0- 9	0- 1	0- 0	NON-CONFERENCE	0- 1	0- 7	0- 3				
0- 1	0- 0	0- 0	HOME	0- 1	0- 0	0- 0				
0- 7	0- 1	0- 0	AWAY	0- 0	0- 6	0- 2				
0- 1	0- 0	0- 0	NEUTRAL	0- 0	0- 1	0- 1				
9- 5	0- 0	0- 0	CONFERENCE	0- 0	9- 5	8- 5				
5- 2	0- 0	0- 0	HOME	0- 0	5- 2	4- 2				
4- 3	0- 0	0- 0	AWAY	0- 0	4- 3	4- 3				
0- 0	0- 0	0- 0	NEUTRAL	0- 0	0- 0	0- 0				

RPI 1-25				RPI 26-50				RPI 51-100				RPI 101+ Team's RPI: 257			
RPI	S	Opponent	Score	RPI	S	Opponent	Score	RPI	S	Opponent	Score	RPI	S	Opponent	Score
21	A	Texas A&M	70 98					91	H	Rice	68 88	112	A	Bethune-Cookman	52 77
												123	A	Colorado St.	59 71
												132	A	Texas St.	57 84
												136	A	Clemson	58 64
												187	H	Southern U.	69 62
												225	N	A&M-Corpus Christi	62 72
												228	A	Grambling	79 81
												228	H	Grambling	68 75
												229	A	Texas Tech	60 89
												239	A	Texas Southern	61 56
												239	H	Texas Southern	65 48
												294	H	Alcorn	72 73
												304	A	Alabama St.	68 70
												307	A	Jackson St.	61 70
												307	H	Jackson St.	85 73
												311	A	UTRGV	62 78
												316	A	Alabama A&M	55 48
												338	A	Ark. -Pine Bluff	89 72
												338	H	Ark. -Pine Bluff	64 52
												341	A	Mississippi Val.	75 74
												341	H	Mississippi Val.	78 73

LAST 12 Division I GAMES:															
341	A	Mississippi Val.	75 74	304	A	Alabama St.	68 70								
338	A	Ark. -Pine Bluff	89 72	341	H	Mississippi Val.	78 73								
307	H	Jackson St.	85 73	338	H	Ark. -Pine Bluff	64 52								
228	H	Grambling	68 75	307	A	Jackson St.	61 70								
239	H	Texas Southern	65 48	228	A	Grambling	79 81								
316	A	Alabama A&M	55 48	239	A	Texas Southern	61 56								

Non-Div I Games: Texas-Tyler 99 56 Arlington Baptist 116 73

Prairie View

Average RPI Win:	261	WON-LOST	WINNING	LAST 10	STRENGTH OF	OPP. STRENGTH	TEAM	ADJ.	CONF.	ADJ CONF.
Average RPI Loss:	180	RECORD	PCT. RANK	GAMES	SCHEDULE	OF SCHEDULE	RPI	RPI	RPI	RPI
DIV. I ONLY	10- 16	235	5- 5	259	269	251	251	27	27	
DIV. I NON-CONF.	3- 8	268	0- 0	182	130	251	251	28	28	

TOTALS	RPI 1-25	RPI 26-50	W-L RECORDS	RPI 51-100	RPI 101-999	RPI 201+				
10- 16	0- 2	0- 0	OVERALL	0- 3	10- 11	8- 7				
6- 5	0- 0	0- 0	HOME	0- 1	6- 4	4- 4				
4- 11	0- 0	0- 0	AWAY	0- 1	4- 1	4- 0				
0- 0	0- 0	0- 0	NEUTRAL	0- 0	0- 0	0- 0				
3- 8	0- 2	0- 0	NON-CONFERENCE	0- 1	3- 5	2- 3				
2- 2	0- 0	0- 0	HOME	0- 0	2- 2	1- 2				
1- 6	0- 2	0- 0	AWAY	0- 1	1- 3	1- 1				
0- 0	0- 0	0- 0	NEUTRAL	0- 0	0- 0	0- 0				
7- 8	0- 0	0- 0	CONFERENCE	0- 2	7- 6	6- 4				
4- 3	0- 0	0- 0	HOME	0- 1	4- 2	3- 2				
3- 5	0- 0	0- 0	AWAY	0- 1	3- 4	3- 2				
0- 0	0- 0	0- 0	NEUTRAL	0- 0	0- 0	0- 0				

RPI 1-25				RPI 26-50				RPI 51-100				RPI 101+ Team's RPI: 251			
RPI	S	Opponent	Score	RPI	S	Opponent	Score	RPI	S	Opponent	Score	RPI	S	Opponent	Score
9	A	UCLA	40 76					68	A	Belmont	48 90	107	A	North Carolina	56 91
13	A	Duke	45 79					89	A	Liberty	55 63	115	A	Chattanooga	51 71
								89	H	Liberty	64 76	156	A	Radford	55 93
												175	H	Furman	76 75
												191	A	High Point	55 81
												191	H	High Point	62 55
												216	A	UNC Asheville	76 74
												222	H	UNCG	57 64
												232	A	Gardner-Webb	60 50
												232	H	Gardner-Webb	72 69
												261	A	Campbell	40 53
												261	H	Campbell	65 59
												264	A	San Diego St.	50 77
												291	A	USC Upstate	83 69
												292	H	Kennesaw St.	51 60
												313	H	Charleston So.	61 64
												331	H	N.C. Central	69 60
												340	A	Winthrop	64 58
												340	H	Winthrop	78 45
												346	A	Longwood	56 66
												346	H	Longwood	60 75

LAST 12 Division I GAMES:															
232	A	Gardner-Webb	60 50	313	H	Charleston So.	61 64								
191	H	High Point	62 55	216	A	UNC Asheville	76 74								
261	A	Campbell	40 53	340	H	Winthrop	78 45								
346	H	Longwood	60 75	156	A	Radford	55 93								
340	A	Winthrop	64 58	232	H	Gardner-Webb	72 69								
89	A	Liberty	55 63	261	H	Campbell	65 59								

Non-Div I Games:

Presbyterian

Average RPI Win:	163	WON-LOST	WINNING	LAST 10	STRENGTH OF	OPP. STRENGTH	TEAM	ADJ.	CONF.	ADJ CONF.
Average RPI Loss:	61	RECORD	PCT. RANK	GAMES	SCHEDULE	OF SCHEDULE	RPI	RPI	RPI	RPI
DIV. I ONLY	19- 4	17	9- 1	113	90	35	35	9	9	
DIV. I NON-CONF.	10- 3	52	2- 0	124	41	49	49	9	9	

TOTALS	RPI 1-25	RPI 26-50	W-L RECORDS	RPI 51-100	RPI 101-999	RPI 201+				
19- 4	0- 1	1- 1	OVERALL	5- 1	13- 1	7- 0				
8- 2	0- 1	0- 0	HOME	4- 1	4- 0	3- 0				
9- 2	0- 0	1- 1	AWAY	1- 0	7- 1	4- 0				
2- 0	0- 0	0- 0	NEUTRAL	0- 0	2- 0	0- 0				
10- 3	0- 1	1- 1	NON-CONFERENCE	1- 1	8- 0	3- 0				
3- 2	0- 1	0- 0	HOME	1- 1	2- 0	1- 0				
5- 1	0- 0	1- 1	AWAY	0- 0	4- 0	2- 0				
2- 0	0- 0	0- 0	NEUTRAL	0- 0	2- 0	0- 0				
9- 1	0- 0	0- 0	CONFERENCE	4- 0	5- 1	4- 0				
5- 0	0- 0	0- 0	HOME	3- 0	2- 0	2- 0				
4- 1	0- 0	0- 0	AWAY	1- 0	3- 1	2- 0				
0- 0	0- 0	0- 0	NEUTRAL	0- 0	0- 0	0- 0				

RPI 1-25				RPI 26-50				Team's RPI: 35				RPI 51-100				RPI 101+			
RPI	S	Opponent	Score	RPI	S	Opponent	Score	RPI	S	Opponent	Score	RPI	S	Opponent	Score	RPI	S	Opponent	Score
23	H	Villanova	59 62	33	A	Rutgers	50 70	69	H	Georgia Tech	56 67	103	A	Seton Hall	85 83				
				41	A	Quinnipiac	60 46	73	H	Harvard	80 47	115	N	Chattanooga	59 49				
								74	A	Penn	70 55	118	A	Yale	59 73				
								74	H	Penn	60 40	127	H	Delaware	78 60				
								88	H	George Washington	72 52	150	A	Brown	77 62				
								90	H	Dartmouth	82 63	162	N	Saint Joseph's	63 54				
												170	A	Davidson	63 57				
												213	A	Columbia	74 46				
												213	H	Columbia	69 47				
												224	A	Lafayette	53 45				
												265	A	Cornell	72 40				
												265	H	Cornell	75 54				
												320	H	UMBC	77 40				
												334	A	Wagner	58 37				

										LAST 12 Division I GAMES:									
213	A	Columbia	74 46	118	A	Yale	59 73												
265	A	Cornell	72 40	265	H	Cornell	75 54												
74	H	Penn	60 40	213	H	Columbia	69 47												
90	H	Dartmouth	82 63	74	A	Penn	70 55												
73	H	Harvard	80 47	320	H	UMBC	77 40												
150	A	Brown	77 62	115	N	Chattanooga	59 49												

Non-Div I Games:

Princeton

Average RPI	Win:	174	WON-LOST	WINNING	LAST 10	STRENGTH OF	OPP. STRENGTH	TEAM	ADJ.	CONF.	ADJ CONF.
Average RPI	Loss:	97	RECORD	PCT. RANK	GAMES	SCHEDULE	OF SCHEDULE	RPI	RPI	RPI	RPI
DIV. I ONLY		10- 18	251	2- 8	131	63	208	208	6	6	
DIV. I NON-CONF.		7- 5	132	0- 0	273	142	186	186	6	6	

TOTALS	RPI 1-25		RPI 26-50		W-L RECORDS	RPI 51-100		RPI 101-999		RPI 201+	
10- 18	0- 1		0- 7		OVERALL	2- 1		8- 9		3- 3	
4- 10	0- 1		0- 3		HOME	1- 1		3- 5		2- 1	
3- 8	0- 0		0- 4		AWAY	1- 0		2- 4		0- 2	
3- 0	0- 0		0- 0		NEUTRAL	0- 0		3- 0		1- 0	
7- 5	0- 0		0- 1		NON-CONFERENCE	0- 1		7- 3		2- 2	
2- 3	0- 0		0- 0		HOME	0- 1		2- 2		1- 1	
2- 2	0- 0		0- 1		AWAY	0- 0		2- 1		0- 1	
3- 0	0- 0		0- 0		NEUTRAL	0- 0		3- 0		1- 0	
3- 13	0- 1		0- 6		CONFERENCE	2- 0		1- 6		1- 1	
2- 7	0- 1		0- 3		HOME	1- 0		1- 3		1- 0	
1- 6	0- 0		0- 3		AWAY	1- 0		0- 3		0- 1	
0- 0	0- 0		0- 0		NEUTRAL	0- 0		0- 0		0- 0	

RPI	S	Opponent	Score	RPI	S	Opponent	Score	RPI	S	Opponent	Score	RPI	S	Opponent	Score	Team's RPI: 208
23	H	Villanova	55 63	28	A	DePaul	47 81	54	A	St. John's (NY)	49 44	103	A	Seton Hall	56 65	
				28	H	DePaul	48 71	54	H	St. John's (NY)	70 68	103	H	Seton Hall	56 65	
				30	A	Marquette	61 94	84	H	Penn St.	51 60	106	A	Butler	57 68	
				30	H	Marquette	60 77					106	H	Butler	48 69	
				41	A	Quinnipiac	36 62					110	N	Wright St.	74 69	
				42	A	Creighton	56 73					118	A	Yale	55 51	
				42	H	Creighton	84 87					121	H	Georgetown	43 75	
												139	A	Northeastern	98 95	
												150	H	Brown	59 64	
												178	N	Stetson	56 45	
												194	H	Boston College	63 55	
												213	H	Columbia	64 73	
												219	A	Xavier	59 68	
												219	H	Xavier	69 48	
												269	A	Sacred Heart	75 78	
												327	H	Rhode Island	65 41	
												343	N	Savannah St.	78 48	

LAST 12 Division I GAMES:																
219	H	Xavier	69 48	103	H	Seton Hall	56 65									
106	H	Butler	48 69	106	A	Butler	57 68									
42	H	Creighton	84 87	219	A	Xavier	59 68									
28	A	DePaul	47 81	42	A	Creighton	56 73									
30	A	Marquette	61 94	30	H	Marquette	60 77									
54	H	St. John's (NY)	70 68	28	H	DePaul	48 71									

Non-Div I Games:

Providence

Average RPI Win: 133

Average RPI Loss: 54

WON-LOST
RECORDWINNING
PCT. RANKLAST 10
GAMESSTRENGTH OF
SCHEDULEOPP. STRENGTH
OF SCHEDULETEAM
RPIADJ.
RPICONF.
RPIADJ CONF.
RPIDIV. I ONLY
DIV. I NON-CONF.18- 11
9- 5107
996- 4
0- 015
1661
13745
5045
503
43
4

TOTALS

RPI 1-25

RPI 26-50

W-L RECORDS

RPI 51-100

RPI 101-999

RPI 201+

18- 11 2- 1

11- 4 0- 0

6- 6 2- 1

1- 1 0- 0

3- 4

1- 2

2- 1

0- 1

OVERALL

HOME

AWAY

NEUTRAL

3- 6

3- 2

0- 4

0- 0

10- 0

7- 0

2- 0

1- 0

4- 0

2- 0

2- 0

0- 0

9- 5 0- 0

6- 2 0- 0

2- 2 0- 0

1- 1 0- 0

1- 2

0- 1

1- 0

0- 1

NON-CONFERENCE

HOME

AWAY

NEUTRAL

2- 3

2- 1

0- 2

0- 0

6- 0

4- 0

1- 0

1- 0

2- 0

1- 0

1- 0

0- 0

9- 6 2- 1

5- 2 0- 0

4- 4 2- 1

0- 0 0- 0

2- 2

1- 1

1- 1

0- 0

CONFERENCE

HOME

AWAY

NEUTRAL

1- 3

1- 1

0- 2

0- 0

4- 0

3- 0

1- 0

0- 0

2- 0

1- 0

1- 0

0- 0

RPI 1-25

RPI	S	Opponent	Score
7	A	Ohio St.	60 73
18	A	Iowa	76 70
22	A	Maryland	75 65

RPI 26-50

Team's RPI: 45

RPI	S	Opponent	Score
26	A	Central Mich.	79 69
33	A	Rutgers	50 58
33	H	Rutgers	47 33
39	H	Bail St.	60 66
43	H	Minnesota	74 78
47	A	Michigan	81 79
49	N	Southern California	46 58

RPI 51-100

RPI	S	Opponent	Score
52	A	Indiana	54 72
52	H	Indiana	44 52
66	A	Nebraska	51 75
69	A	Georgia Tech	55 68
76	H	Saint Mary's (CA)	70 60
84	H	Penn St.	88 73
85	H	Ohio	71 77
87	H	Miami (OH)	75 66
94	A	Utah	68 81

RPI 101+

RPI	S	Opponent	Score
114	H	Lamar University	79 64
161	N	Marist	61 47
169	H	Eastern Wash.	65 40
183	H	Northwestern	63 60
186	H	Wisconsin	57 35
193	H	UT Martin	60 58
223	A	Illinois	73 54
223	H	Illinois	64 51
249	A	Hawaii	79 67
293	H	Valparaiso	95 49

LAST 12 Division I GAMES:

223	H	Illinois	64 51	47	A	Michigan	81 79
7	A	Ohio St.	60 73	84	H	Penn St.	88 73
22	A	Maryland	75 65	66	A	Nebraska	51 75
52	H	Indiana	44 52	183	H	Northwestern	63 60
43	H	Minnesota	74 78	18	A	Iowa	76 70
223	A	Illinois	73 54	33	H	Rutgers	47 33

Non-Div I Games:

Purdue

Average RPI Win: 220		WON-LOST RECORD	WINNING PCT. RANK	LAST 10 GAMES	STRENGTH OF SCHEDULE	OPP. STRENGTH OF SCHEDULE	TEAM RPI	ADJ. RPI	CONF. RPI	ADJ CONF. RPI
Average RPI Loss: 28										
DIV. I ONLY		22- 5	22	10- 0	112	197	41	41	28	28
DIV. I NON-CONF.		6- 5	153	0- 0	5	14	18	18	26	26
TOTALS		RPI 1-25	RPI 26-50	W-L RECORDS		RPI 51-100	RPI 101-999	RPI 201+		
22- 5	0- 3		3- 1	OVERALL		0- 1	19- 0	15- 0		
11- 1	0- 0		2- 1	HOME		0- 0	9- 0	7- 0		
11- 3	0- 2		1- 0	AWAY		0- 1	10- 0	8- 0		
0- 1	0- 1		0- 0	NEUTRAL		0- 0	0- 0	0- 0		
6- 5	0- 3		3- 1	NON-CONFERENCE		0- 1	3- 0	3- 0		
3- 1	0- 0		2- 1	HOME		0- 0	1- 0	1- 0		
3- 3	0- 2		1- 0	AWAY		0- 1	2- 0	2- 0		
0- 1	0- 1		0- 0	NEUTRAL		0- 0	0- 0	0- 0		
16- 0	0- 0		0- 0	CONFERENCE		0- 0	16- 0	12- 0		
8- 0	0- 0		0- 0	HOME		0- 0	8- 0	6- 0		
8- 0	0- 0		0- 0	AWAY		0- 0	8- 0	6- 0		
0- 0	0- 0		0- 0	NEUTRAL		0- 0	0- 0	0- 0		

RPI 1-25			
RPI	S	Opponent	Score
7	A	Ohio St.	63 95
12	N	Missouri	51 66
18	A	Iowa	67 83

RPI 26-50			
RPI	S	Opponent	Score
26	A	Central Mich.	84 70
29	H	Dayton	72 66
35	H	Princeton	46 60
37	H	Northern Colo.	60 49

Team's RPI: 41			
RPI	S	Opponent	Score
67	A	Michigan St.	55 74

RPI 51-100			
RPI	S	Opponent	Score
161	A	Marist	80 74
161	H	Marist	62 56
192	A	Siena	83 72
192	H	Siena	68 54
205	A	Hampton	64 58
208	H	Providence	62 36
211	A	Richmond	81 65
247	A	Niagara	84 55
247	H	Niagara	77 61
250	A	Fairfield	58 39
250	H	Fairfield	77 45
255	A	Manhattan	80 64
273	H	Rider	73 66
284	A	Canius	84 55
284	H	Canius	64 39
302	A	Monmouth	76 55
336	A	Lona	74 38
336	H	Lona	90 47
348	H	Saint Peter's	86 39

RPI 101+			
RPI	S	Opponent	Score
161	A	Marist	80 74
161	H	Marist	62 56
192	A	Siena	83 72
192	H	Siena	68 54
205	A	Hampton	64 58
208	H	Providence	62 36
211	A	Richmond	81 65
247	A	Niagara	84 55
247	H	Niagara	77 61
250	A	Fairfield	58 39
250	H	Fairfield	77 45
255	A	Manhattan	80 64
273	H	Rider	73 66
284	A	Canius	84 55
284	H	Canius	64 39
302	A	Monmouth	76 55
336	A	Lona	74 38
336	H	Lona	90 47
348	H	Saint Peter's	86 39

LAST 12 Division I GAMES:			
161	A	Marist	80 74
192	A	Siena	83 72
284	H	Canius	64 39
336	H	Lona	90 47
250	A	Fairfield	58 39
247	A	Niagara	84 55
284	A	Canius	84 55
250	H	Fairfield	77 45
302	A	Monmouth	76 55
273	H	Rider	73 66
348	H	Saint Peter's	86 39
161	H	Marist	62 56

Non-Div I Games:

Qui nni pi ac

Average RPI Win: 268

Average RPI Loss: 156

WON-LOST
RECORDWINNING
PCT. RANKLAST 10
GAMESSTRENGTH OF
SCHEDULEOPP. STRENGTH
OF SCHEDULETEAM
RPIADJ.
RPICONF.
RPIADJ CONF.
RPI

DIV. I ONLY	18- 7	56	9- 1	338	266	156	156	27	27
DIV. I NON-CONF.	6- 4	122	0- 0	328	122	202	202	28	28
<hr/>									
TOTALS	RPI 1-25	RPI 26-50	W-L RECORDS	RPI 51-100	RPI 101-999	RPI 201+			
18- 7	0- 0	0- 0	OVERALL	1- 3	17- 4	16- 3			
10- 1	0- 0	0- 0	HOME	1- 0	9- 1	8- 1			
6- 5	0- 0	0- 0	AWAY	0- 0	6- 2	6- 2			
2- 1	0- 0	0- 0	NEUTRAL	0- 1	2- 0	2- 0			
6- 4	0- 0	0- 0	NON-CONFERENCE	0- 2	6- 2	6- 1			
3- 0	0- 0	0- 0	HOME	0- 0	3- 0	3- 0			
1- 3	0- 0	0- 0	AWAY	0- 1	1- 2	1- 1			
2- 1	0- 0	0- 0	NEUTRAL	0- 1	2- 0	2- 0			
12- 3	0- 0	0- 0	CONFERENCE	1- 1	11- 2	10- 2			
7- 1	0- 0	0- 0	HOME	1- 0	6- 1	5- 1			
5- 2	0- 0	0- 0	AWAY	0- 1	5- 1	5- 1			
0- 0	0- 0	0- 0	NEUTRAL	0- 0	0- 0	0- 0			

RPI 1-25				RPI 26-50				RPI 51-100				RPI 101+				Team's RPI: 156
RPI	S	Opponent	Score	RPI	S	Opponent	Score	RPI	S	Opponent	Score	RPI	S	Opponent	Score	
								61	N	West Virginia	55 75	107	A	North Carolina	46 79	
								75	A	Virginia Tech	42 68	191	H	High Point	50 47	
								89	A	Liberty	56 61	216	A	UNC Asheville	64 48	
								89	H	Liberty	52 45	216	H	UNC Asheville	56 67	
												222	H	UNCG	56 53	
												226	N	Abilene Christian	71 65	
												232	A	Gardner-Webb	53 69	
												232	H	Gardner-Webb	66 46	
												251	H	Presbyterian	93 55	
												261	A	Campbell	51 50	
												270	N	Towson	69 66	
												272	H	Appalachian St.	61 40	
												282	H	VCU	79 62	
												309	A	Western Caro.	27 39	
												313	A	Charleston So.	61 56	
												313	H	Charleston So.	74 57	
												314	A	Tennessee Tech	60 41	
												340	A	Winthrop	70 30	
												340	H	Winthrop	78 52	
												346	A	Longwood	52 33	
												346	H	Longwood	81 39	
<hr/>																
LAST 12 Division I GAMES:																
				346	H	Longwood	81 39	261	A	Campbell	51 50					
				340	A	Winthrop	70 30	89	A	Liberty	56 61					
				89	H	Liberty	52 45	191	H	High Point	50 47					
				313	H	Charleston So.	74 57	251	H	Presbyterian	93 55					
				216	A	UNC Asheville	64 48	346	A	Longwood	52 33					
				232	H	Gardner-Webb	66 46	313	A	Charleston So.	61 56					

Non-Div I Games:

UVa-Wise

75 43

Radford

■ Loss,
 ■ Non-Conf,
 ■ S Site,
 ■ Home
 ■ Away
 N Neutral

Average RPI Win:	278	WON-LOST	WINNING	LAST 10	STRENGTH OF	OPP. STRENGTH	TEAM	ADJ.	CONF.	ADJ CONF.
Average RPI Loss:	155	RECORD	PCT. RANK	GAMES	SCHEDULE	OF SCHEDULE	RPI	RPI	RPI	RPI
DIV. I ONLY	3- 24	337	1- 9	199	155	327	327	12	12	
DIV. I NON-CONF.	2- 10	300	0- 0	200	247	312	312	10	10	

TOTALS	RPI 1-25	RPI 26-50	W-L RECORDS	RPI 51-100	RPI 101-999	RPI 201+				
3- 24	0- 0	0- 2	OVERALL	0- 6	3- 16	3- 8				
3- 9	0- 0	0- 1	HOME	0- 0	0- 7	0- 2				
0- 14	0- 0	0- 1	AWAY	0- 6	0- 1	0- 1				
0- 1	0- 0	0- 0	NEUTRAL	0- 0						
2- 10	0- 0	0- 1	NON-CONFERENCE	0- 3	2- 6	2- 3				
2- 2	0- 0	0- 1	HOME	0- 0	2- 1	2- 1				
0- 7	0- 0	0- 0	AWAY	0- 3	0- 4	0- 1				
0- 1	0- 0	0- 0	NEUTRAL	0- 0	0- 1	0- 1				
1- 14	0- 0	0- 1	CONFERENCE	0- 3	1- 10	1- 5				
1- 7	0- 0	0- 0	HOME	0- 0	1- 7	1- 4				
0- 7	0- 0	0- 1	AWAY	0- 3	0- 3	0- 1				
0- 0	0- 0	0- 0	NEUTRAL	0- 0	0- 0	0- 0				

Rhode Island

Rhode Island

RPI 1-25				RPI 26-50				RPI 51-100				RPI 101+				Team's RPI: 327	
RPI	S	Opponent	Score	RPI	S	Opponent	Score	RPI	S	Opponent	Score	RPI	S	Opponent	Score		
				29	A	Dayton	58 116	59	A	Fordham	64 76	101	H	George Mason	53 92		
				43	H	Minnesota	60 82	67	A	Michigan St.	38 82	131	H	Saint Louis	66 70		
								70	A	Duquesne	71 80	146	A	Samford	37 67		
								74	A	Penn	66 84	161	A	Marist	42 64		
								88	A	George Washington	52 65	162	A	Saint Joseph's	46 64		
								90	A	Dartmouth	54 70	170	A	Dartmouth	67 77		
												170	H	Dartmouth	67 79		
												180	A	Jacksonville St.	53 63		
												208	A	Providence	41 65		
												211	H	Richmond	53 74		
												236	H	Holy Cross	63 69		
												240	H	La Salle	72 63		
												248	A	St. Bonaventure	70 81		
												248	H	St. Bonaventure	72 77		
												250	H	Fairfield	62 47		
												267	H	Massachusetts	59 61		
												282	H	VCU	49 61		
												287	N	Bryant	52 58		
												344	H	UMass Lowell	81 64		
LAST 12 Division I GAMES:																	
				248	H	St. Bonaventure	72 77	267	H	Massachusetts	59 61						
				70	A	Duquesne	71 80	88	A	George Washington	52 65						
				131	H	Saint Louis	66 70	240	H	La Salle	72 63						
				162	A	Saint Joseph's	46 64	248	A	St. Bonaventure	70 81						
				59	A	Fordham	64 76	101	H	George Mason	53 92						
				170	H	Dartmouth	67 79	282	H	VCU	49 61						

Non-Div I Games:

Southern Conn. St. 57 62

Rhode Island

Average RPI Win:	237	WON-LOST	WINNING	LAST 10	STRENGTH OF	OPP. STRENGTH	TEAM	ADJ.	CONF.	ADJ CONF.
Average RPI Loss:	139	RECORD	PCT. RANK	GAMES	SCHEDULE	OF SCHEDULE	RPI	RPI	RPI	RPI
DIV. I ONLY	18- 6	44	6- 4	295	192	91	91	18	18	
DIV. I NON-CONF.	10- 2	32	0- 0	339	225	126	126	19	19	

TOTALS	RPI 1-25	RPI 26-50	W-L RECORDS	RPI 51-100	RPI 101-999	RPI 201+				
18- 6	0- 1	1- 0	OVERALL	0- 1	17- 4	14- 1				
10- 0	0- 0	1- 0	HOME	0- 0	9- 0	7- 0				
8- 6	0- 1	0- 0	AWAY	0- 1	8- 4	7- 1				
0- 0	0- 0	0- 0	NEUTRAL	0- 0	0- 0	0- 0				
10- 2	0- 1	0- 0	NON-CONFERENCE	0- 0	10- 1	9- 0				
5- 0	0- 0	0- 0	HOME	0- 0	5- 0	4- 0				
5- 2	0- 1	0- 0	AWAY	0- 0	5- 1	5- 0				
0- 0	0- 0	0- 0	NEUTRAL	0- 0	0- 0	0- 0				
8- 4	0- 0	1- 0	CONFERENCE	0- 1	7- 3	5- 1				
5- 0	0- 0	1- 0	HOME	0- 0	4- 0	3- 0				
3- 4	0- 0	0- 0	AWAY	0- 1	3- 3	2- 1				
0- 0	0- 0	0- 0	NEUTRAL	0- 0	0- 0	0- 0				

RPI 1-25				RPI 26-50				RPI 51-100				RPI 101+			
RPI	S	Opponent	Score	RPI	S	Opponent	Score	RPI	S	Opponent	Score	RPI	S	Opponent	Score
21	A	Texas A&M	76 82	44	H	Western Ky.	73 58	79	A	UAB	63 70	108	H	Little Rock	58 51
												120	A	Middle Tenn.	41 51
												138	A	Charlotte	62 55
												145	A	Kansas	65 73
												165	A	Louisiana Tech	55 75
												167	H	UTEP	56 42
												202	H	Southern Miss.	62 56
												213	H	Columbia	67 44
												215	A	North Texas	50 49
												225	A	A&M-Corpus Christi	67 56
												235	A	Fla. Atlantic	67 53
												257	A	Prairie View	88 68
												276	A	Grand Canyon	69 59
												277	H	Old Dominion	53 45
												296	H	UTSA	83 52
												301	H	Incarnate Word	60 43
												305	A	FIU	58 68
												312	A	Northern Ariz.	88 83
												321	H	Houston Baptist	67 45
												337	A	Sam Houston St.	79 50
												339	H	La.-Monroe	63 47
LAST 12 Division I GAMES:															
120	A	Middle Tenn.	41 51	167	H	UTEP	56 42	138	A	Charlotte	62 55	305	A	FIU	58 68
79	A	UAB	63 70	235	A	Fla. Atlantic	67 53	296	H	UTSA	83 52	215	A	North Texas	50 49
44	H	Western Ky.	73 58												
165	A	Louisiana Tech	55 75												
202	H	Southern Miss.	62 56												
277	H	Old Dominion	53 45												

Non-Div I Games:

Rice

Average RPI Win: 263	WON-LOST RECORD	WINNING PCT. RANK	LAST 10 GAMES	STRENGTH OF SCHEDULE	OPP. STRENGTH OF SCHEDULE	TEAM RPI	ADJ. RPI	CONF. RPI	ADJ. CONF. RPI
Average RPI Loss: 120									
DIV. I ONLY	12- 16	218	5- 5	190	186	211	211	12	12
DIV. I NON-CONF.	5- 8	220	0- 0	140	236	196	196	10	10

TOTALS	RPI 1-25	RPI 26-50	W-L RECORDS	RPI 51-100	RPI 101-999	RPI 201+			
12- 16	0- 0	0- 2	OVERALL	0- 4	12- 10	11- 1			
2- 10	0- 0	0- 2	HOME	0- 4	2- 4	2- 1			
9- 3	0- 0	0- 0	AWAY	0- 0	9- 0	8- 0			
1- 3	0- 0	0- 0	NEUTRAL	0- 0	1- 3	1- 0			
5- 8	0- 0	0- 1	NON-CONFERENCE	0- 2	5- 5	4- 0			
0- 4	0- 0	0- 1	HOME	0- 2	0- 1	0- 0			
4- 1	0- 0	0- 0	AWAY	0- 0	4- 1	3- 0			
1- 3	0- 0	0- 0	NEUTRAL	0- 0	1- 3	1- 0			
7- 8	0- 0	0- 1	CONFERENCE	0- 2	7- 5	7- 1			
2- 6	0- 0	0- 1	HOME	0- 2	2- 3	2- 1			
5- 2	0- 0	0- 0	AWAY	0- 0	5- 2	5- 0			
0- 0	0- 0	0- 0	NEUTRAL	0- 0	0- 0	0- 0			

RPI 1-25				RPI 26-50				RPI 51-100				RPI 101+ Team's RPI: 211			
RPI	S	Opponent	Score	RPI	S	Opponent	Score	RPI	S	Opponent	Score	RPI	S	Opponent	Score
29	H	Dayton	59 66	59	H	Fordham	38 43	101	A	George Mason	56 77				
41	H	Quinnipiac	65 81	70	H	Duquesne	70 78	110	N	Wright St.	69 85				
				82	H	Navy	56 76	112	N	Bethune-Cookman	50 63				
				100	H	Wake Forest	81 85	131	H	Saint Louis	61 79				
								153	H	William & Mary	64 78				
								158	N	Florida	80 87				
								162	A	Saint Joseph's	72 81				
								170	H	Davidson	65 68				
								178	A	Stetson	67 72				
								185	A	East Carolina	65 64				
								213	A	Columbia	85 79				
								240	A	La Salle	60 57				
								240	H	La Salle	77 51				
								248	A	St. Bonaventure	79 57				
								250	A	Fairfield	72 67				
								267	A	Massachusetts	51 39				
								267	H	Massachusetts	49 58				
								277	A	Old Dominion	54 45				
								282	A	VCU	77 68				
								282	H	VCU	59 54				
								327	A	Rhode Island	74 53				
								343	N	Savannah St.	100 63				
LAST 12 Division I GAMES:															
267	H	Massachusetts	49 58	282	A	VCU	77 68								
282	H	VCU	59 54	29	H	Dayton	59 66								
248	A	St. Bonaventure	79 57	59	H	Fordham	38 43								
240	A	La Salle	60 57	101	A	George Mason	56 77								
70	H	Duquesne	70 78	170	H	Davidson	65 68								
267	A	Massachusetts	51 39	162	A	Saint Joseph's	72 81								

Non-Div I Games:

Ri chmond

Average RPI Win:	296	WON-LOST	WINNING	LAST 10	STRENGTH OF	OPP. STRENGTH	TEAM	ADJ.	CONF.	ADJ CONF.
Average RPI Loss:	182	RECORD	PCT. RANK	GAMES	SCHEDULE	OF SCHEDULE	RPI	RPI	RPI	RPI
DIV. I ONLY	12- 15	204	6- 4	329	314	273	273	28	28	
DIV. I NON-CONF.	3- 8	268	0- 0	266	305	278	278	26	26	

TOTALS	RPI 1-25	RPI 26-50	W-L RECORDS	RPI 51-100	RPI 101-999	RPI 201+				
12- 15	0- 0	0- 1	OVERALL	0- 1	12- 13	12- 6				
6- 6	0- 0	0- 0	HOME	0- 0	6- 6	6- 2				
6- 8	0- 0	0- 1	AWAY	0- 1	6- 6	6- 4				
0- 1	0- 0	0- 0	NEUTRAL	0- 0	0- 1	0- 0				
3- 8	0- 0	0- 0	NON-CONFERENCE	0- 1	3- 7	3- 3				
1- 3	0- 0	0- 0	HOME	0- 0	1- 3	1- 1				
2- 4	0- 0	0- 0	AWAY	0- 1	2- 3	2- 2				
0- 1	0- 0	0- 0	NEUTRAL	0- 0	0- 1	0- 0				
9- 7	0- 0	0- 1	CONFERENCE	0- 0	9- 6	9- 3				
5- 3	0- 0	0- 0	HOME	0- 0	5- 3	5- 1				
4- 4	0- 0	0- 1	AWAY	0- 0	4- 3	4- 2				
0- 0	0- 0	0- 0	NEUTRAL	0- 0	0- 0	0- 0				

Rider

Rider

RPI	S	Opponent	Score	RPI	S	Opponent	Score	RPI	S	Opponent	Score	RPI	S	Opponent	Score	Team's RPI: 273
41	A	Quinnipiac	66 73	82	A	Navy	44 63	102	H	Bucknell	71 76	103	A	Seton Hall	49 85	
								149	H	Binghamton	54 76	161	A	Marist	67 68	
								161	H	Marist	69 80	185	N	East Carolina	63 66	
								192	H	Siena	67 71	224	A	Lafayette	45 60	
								236	H	Holy Cross	56 83	240	A	La Salle	76 55	
								247	A	Niagara	61 69	247	H	Niagara	65 58	
								250	A	Fairfield	61 45	250	H	Fairfield	57 68	
								255	H	Manhattan	67 51	284	A	Canisius	62 54	
								284	H	Canisius	70 54	288	A	Mt. St. Mary's	78 82	
								289	H	Vermont	64 49	302	A	Monmouth	56 63	
								335	A	NJIT	79 64	336	A	Iona	62 49	
								336	H	Iona	80 53	348	A	Saint Peter's	57 52	
								348	H	Saint Peter's	62 52					
LAST 12 Division I GAMES:																
284	A	Canisius	62 54	250	H	Fairfield	57 68									
247	A	Niagara	61 69	336	A	Iona	62 49									
336	H	Iona	80 53	161	A	Marist	67 68									
348	H	Saint Peter's	62 52	247	H	Niagara	65 58									
302	A	Monmouth	56 63	41	A	Quinnipiac	66 73									
255	H	Manhattan	67 51	250	A	Fairfield	61 45									

Non-Div I Games:

Rider

Average RPI Win: 259

Average RPI Loss: 163

WON-LOST
RECORDWINNING
PCT. RANKLAST 10
GAMESSTRENGTH OF
SCHEDULEOPP. STRENGTH
OF SCHEDULETEAM
RPIADJ.
RPICONF.
RPIADJ CONF.
RPI

DIV. I ONLY	18- 6	44	8- 2	311	279	133	133	29	29
DIV. I NON-CONF.	6- 4	122	0- 0	321	129	225	225	29	29
<hr/>									
TOTALS	RPI 1-25	RPI 26-50	W-L RECORDS	RPI 51-100	RPI 101-999	RPI 201+			
18- 6	0- 0	0- 0	OVERALL	0- 1	18- 5	15- 2			
10- 2	0- 0	0- 0	HOME	0- 0	10- 2	8- 1			
8- 3	0- 0	0- 0	AWAY	0- 1	8- 2	7- 1			
0- 1	0- 0	0- 0	NEUTRAL	0- 0	0- 1	0- 0			
6- 4	0- 0	0- 0	NON-CONFERENCE	0- 1	6- 3	4- 1			
3- 2	0- 0	0- 0	HOME	0- 0	3- 2	2- 1			
3- 1	0- 0	0- 0	AWAY	0- 1	3- 0	2- 0			
0- 1	0- 0	0- 0	NEUTRAL	0- 0	0- 1	0- 0			
12- 2	0- 0	0- 0	CONFERENCE	0- 0	12- 2	11- 1			
7- 0	0- 0	0- 0	HOME	0- 0	7- 0	6- 0			
5- 2	0- 0	0- 0	AWAY	0- 0	5- 2	5- 1			
0- 0	0- 0	0- 0	NEUTRAL	0- 0	0- 0	0- 0			

RPI 1-25				RPI 26-50				RPI 51-100				RPI 101+ Team's RPI: 133					
RPI	S	Opponent	Score	RPI	S	Opponent	Score	RPI	S	Opponent	Score	RPI	S	Opponent	Score		
								67	A	Michigan St.	58	100	122	A	Saint Francis (PA)	47	68
												122	H	Saint Francis (PA)	63	62	
												154	N	San Francisco	45	57	
												155	A	Cal Poly	66	50	
												160	H	Kent St.	31	46	
												170	H	Youngstown St.	84	52	
												209	H	Bowling Green	62	64	
												224	H	Lafayette	63	42	
												243	A	Northern Ky.	59	50	
												266	A	St. Francis Brooklyn	47	49	
												266	H	St. Francis Brooklyn	59	36	
												267	A	Fairleigh Dickinson	77	68	
												267	H	Fairleigh Dickinson	62	49	
												269	A	Sacred Heart	91	57	
												269	H	Sacred Heart	60	49	
												286	A	LIU Brooklyn	55	44	
												286	H	LIU Brooklyn	60	53	
												287	H	Bryant	72	49	
												288	A	Mt. St. Mary's	77	68	
												295	H	Central Conn. St.	66	47	
												302	H	Monmouth	56	38	
												333	A	Delaware St.	65	42	
												334	A	Wagner	58	52	
LAST 12 Division I GAMES:																	
269	H	Sacred Heart	60	49	287	H	Bryant	72	49								
267	H	Fairleigh Dickinson	62	49	288	A	Mt. St. Mary's	77	68								
266	A	St. Francis Brooklyn	47	49	334	A	Wagner	58	52								
286	A	LIU Brooklyn	55	44	122	H	Saint Francis (PA)	63	62								
122	A	Saint Francis (PA)	47	68	266	H	St. Francis Brooklyn	59	36								
295	H	Central Conn. St.	66	47	286	H	LIU Brooklyn	60	53								

Non-Div I Games:

Clarion

67 60

Robert Morris

Average RPI Win: 106

Average RPI Loss: 43

WON-LOST
RECORDWINNING
PCT. RANKLAST 10
GAMESSTRENGTH OF
SCHEDULEOPP. STRENGTH
OF SCHEDULETEAM
RPIADJ.
RPICONF.
RPIADJ CONF.
RPIDIV. I ONLY
DIV. I NON-CONF.19- 10
12- 284
213- 7
0- 014
2913
2133
1133
113
43
4

TOTALS

RPI 1-25

RPI 26-50

W-L RECORDS

RPI 51-100

RPI 101-999

RPI 201+

19- 10

1- 5

5- 1

OVERALL

5- 4

8- 0

2- 0

13- 3

1- 2

5- 0

HOME

3- 1

4- 0

2- 0

5- 5

0- 2

0- 1

AWAY

2- 2

3- 0

0- 0

1- 2

0- 1

0- 0

NEUTRAL

0- 1

1- 0

0- 0

12- 2

1- 1

2- 0

NON-CONFERENCE

3- 1

6- 0

1- 0

8- 0

1- 0

2- 0

HOME

2- 0

3- 0

1- 0

3- 0

0- 0

0- 0

AWAY

1- 0

2- 0

0- 0

1- 2

0- 1

0- 0

NEUTRAL

0- 1

1- 0

0- 0

7- 8

0- 4

3- 1

CONFERENCE

2- 3

2- 0

1- 0

5- 3

0- 2

3- 0

HOME

1- 1

1- 0

1- 0

2- 5

0- 2

0- 1

AWAY

1- 2

1- 0

0- 0

0- 0

0- 0

0- 0

NEUTRAL

0- 0

0- 0

0- 0

RPI 1-25

RPI 26-50

Team's RPI: 33

RPI 51-100

RPI 101+

RPI	S	Opponent	Score
7	A	Ohio St.	68 90
17	N	South Carolina	68 78
18	H	Iowa	67 77
20	H	NC State	57 53
22	A	Maryland	60 88
22	H	Maryland	54 72

RPI	S	Opponent	Score
34	H	Virginia	52 43
35	H	Princeton	70 50
43	H	Minnesota	80 70
45	A	Purdue	33 47
45	H	Purdue	58 50
47	H	Michigan	63 56

RPI	S	Opponent	Score
52	A	Indiana	58 64
56	H	Houston	75 57
66	H	Nebraska	42 52
67	A	Michigan St.	61 58
72	A	James Madison	76 63
84	A	Penn St.	67 70
84	H	Penn St.	70 65
98	N	Washington St.	60 63
100	H	Wake Forest	65 51

RPI	S	Opponent	Score
103	H	Seton Hall	70 45
111	N	Western Mich.	75 64
138	A	Charlotte	77 54
186	A	Wisconsin	63 50
190	A	Temple	84 67
192	H	Siena	59 47
223	H	Illinois	76 37
267	H	Fairleigh Dickinson	101 35

LAST 12 Division I GAMES:

18	H	Iowa	67 77	52	A	Indiana	58 64
186	A	Wisconsin	63 50	66	H	Nebraska	42 52
22	H	Maryland	54 72	84	A	Penn St.	67 70
7	A	Ohio St.	68 90	43	H	Minnesota	80 70
47	H	Michigan	63 56	45	A	Purdue	33 47
22	A	Maryland	60 88	84	H	Penn St.	70 65

Non-Div I Games:

Rutgers

Loss, Non-Conf, S Site, H Home A Away N Neutral

S
F
A

S
F
A

SFA

Page 241

S
I
U
E

SIUE			Through Games Of Feb. 21, 2018								
Average RPI	Win:	256	WON-LOST	WINNING	LAST 10	STRENGTH OF	OPP. STRENGTH	TEAM	ADJ.	CONF.	ADJ CONF.
Average RPI	Loss:	123	RECORD	PCT. RANK	GAMES	SCHEDULE	OF SCHEDULE	RPI	RPI	RPI	RPI
DIV. I ONLY			16- 12	133	7- 3	162	253	148	148	25	25
DIV. I NON-CONF.			3- 8	268	0- 0	83	85	223	223	27	27

TOTALS		RPI 1-25		RPI 26-50		W-L RECORDS		RPI 51-100	RPI 101-999	RPI 201+	
16- 12		0- 1		0- 1		OVERALL		0- 4	16- 6	11- 3	
10- 4		0- 0		0- 1		HOME		0- 1	10- 2	7- 0	
6- 7		0- 1		0- 0		AWAY		0- 3	6- 3	4- 2	
0- 1		0- 0		0- 0		NEUTRAL		0- 0	0- 1	0- 1	
3- 8		0- 1		0- 1		NON-CONFERENCE		0- 2	3- 4	1- 2	
2- 3		0- 0		0- 1		HOME		0- 0	2- 2	1- 0	
1- 4		0- 1		0- 0		AWAY		0- 2	1- 1	0- 1	
0- 1		0- 0		0- 0		NEUTRAL		0- 0	0- 1	0- 1	
13- 4		0- 0		0- 0		CONFERENCE		0- 2	13- 2	10- 1	
8- 1		0- 0		0- 0		HOME		0- 1	8- 0	6- 0	
5- 3		0- 0		0- 0		AWAY		0- 1	5- 2	4- 1	
0- 0		0- 0		0- 0		NEUTRAL		0- 0	0- 0	0- 0	

S
I
U
E

RPI 1-25				RPI 26-50				RPI 51-100				RPI 101+ Team's RPI: 148			
RPI	S	Opponent	Score	RPI	S	Opponent	Score	RPI	S	Opponent	Score	RPI	S	Opponent	Score
12	A	Missouri	48 78	26	H	Central Mich.	56 94	55	A	FGCU	49 66	126	H	Northern Ill.	75 86
								66	A	Nebraska	53 62	131	H	Saint Louis	79 72
								68	A	Belmont	64 86	163	A	Southern Ill.	57 53
								68	H	Belmont	55 72	178	H	Stetson	61 65
												180	H	Jacksonville St.	65 41
												193	A	UT Martin	64 72
												193	H	UT Martin	73 70
												199	A	Morehead St.	66 51
												214	N	Akron	58 59
												220	A	Southeast Mo. St.	62 72
												220	H	Southeast Mo. St.	65 57
												242	A	Austin Peay	61 38
												242	H	Austin Peay	67 55
												254	A	Illinois St.	47 62
												297	H	Air Force	76 40
												300	A	Murray St.	75 70
												300	H	Murray St.	77 68
												308	A	Eastern Ky.	62 60
												314	H	Tennessee Tech	65 58
												328	A	Tennessee St.	88 76
												328	H	Tennessee St.	74 63
												347	H	Eastern Ill.	62 52

LAST 12 Division I GAMES:															
242	H	Austin Peay	67 55	314	H	Tennessee Tech	65 58								
220	A	Southeast Mo. St.	62 72	68	A	Belmont	64 86								
193	A	UT Martin	64 72	328	A	Tennessee St.	88 76								
300	H	Murray St.	77 68	193	H	UT Martin	73 70								
347	H	Eastern Ill.	62 52	220	H	Southeast Mo. St.	65 57								
180	H	Jacksonville St.	65 41	328	H	Tennessee St.	74 63								

Non-Div I Games:

SIUE

SMU				Through Games Of Feb. 21, 2018							
Average RPI Win:		208	WON-LOST RECORD	WINNING PCT. RANK	LAST 10 GAMES	STRENGTH OF SCHEDULE	OPP. STRENGTH OF SCHEDULE	TEAM RPI	ADJ. RPI	CONF. RPI	ADJ CONF. RPI
Average RPI Loss:		106									
DIV. I ONLY		10- 17	241	3- 7	104	96	207	207	8	8	
DIV. I NON-CONF.		6- 7	184	0- 0	113	195	162	162	7	7	
<hr/>											
TOTALS		RPI 1-25	RPI 26-50		W-L RECORDS		RPI 51-100	RPI 101-999	RPI 201+		
10- 17	0- 3		0- 0		OVERALL		0- 6	10- 8	5- 2		
8- 5	0- 0		0- 0		HOME		0- 3	8- 2	4- 0		
1- 12	0- 3		0- 0		AWAY		0- 3	1- 6	0- 2		
1- 0	0- 0		0- 0		NEUTRAL		0- 0	1- 0	1- 0		
6- 7	0- 2		0- 0		NON-CONFERENCE		0- 2	6- 3	5- 2		
5- 1	0- 0		0- 0		HOME		0- 1	5- 0	4- 0		
0- 6	0- 2		0- 0		AWAY		0- 1	0- 3	0- 2		
1- 0	0- 0		0- 0		NEUTRAL		0- 0	1- 0	1- 0		
4- 10	0- 1		0- 0		CONFERENCE		0- 4	4- 5	0- 0		
3- 4	0- 0		0- 0		HOME		0- 2	3- 2	0- 0		
1- 6	0- 1		0- 0		AWAY		0- 2	1- 3	0- 0		
0- 0	0- 0		0- 0		NEUTRAL		0- 0	0- 0	0- 0		

RPI 1-25				RPI 26-50				RPI 51-100				RPI 101+ Team's RPI: 207			
RPI	S	Opponent	Score	RPI	S	Opponent	Score	RPI	S	Opponent	Score	RPI	S	Opponent	Score
19	A	South Fla.	54 64					51	A	UCF	43 58	125	H	Cincinnati	40 58
21	A	Texas A&M	57 79					51	H	UCF	42 60	137	A	Wichita St.	43 66
24	A	Oklahoma	75 87					56	A	Houston	56 60	137	H	Wichita St.	45 52
								56	H	Houston	75 85	142	H	Loyola Marymount	63 60
								71	H	TCU	58 64	159	A	UT Arlington	55 58
								81	A	Alabama	44 59	179	H	Tulsa	74 70
												185	A	East Carolina	47 76
												185	H	East Carolina	65 51
												190	A	Temple	52 55
												190	H	Temple	60 56
												201	A	Memphis	53 35
												212	H	CSU Bakersfield	41 29
												215	A	North Texas	40 47
												218	A	Nevada	72 80
												226	H	Abilene Christian	65 44
												231	N	UC Riverside	73 51
												238	H	Nicholls St.	68 61
												279	H	McNeese	65 59
<hr/>															
LAST 12 Division I GAMES:															
137	H	Wichita St.	45 52	56	A	Houston	56 60								
19	A	South Fla.	54 64	125	H	Cincinnati	40 58								
201	A	Memphis	53 35	51	A	UCF	43 58								
179	H	Tulsa	74 70	137	A	Wichita St.	43 66								
185	A	East Carolina	47 76	185	H	East Carolina	65 51								
190	H	Temple	60 56	190	A	Temple	52 55								

Non-Div I Games:

SMU

Loss,
Non-Conf,
S Site,
H Home
A Away
N Neutral

Average RPI Win:	210	WON-LOST	WINNING	LAST 10	STRENGTH OF	OPP. STRENGTH	TEAM	ADJ.	CONF.	ADJ CONF.
Average RPI Loss:	141	RECORD	PCT. RANK	GAMES	SCHEDULE	OF SCHEDULE	RPI	RPI	RPI	RPI
DIV. I ONLY	4- 20	322	2- 8	84	212	280	280	19	19	
DIV. I NON-CONF.	1- 9	318	0- 0	74	73	248	248	13	13	

TOTALS	RPI 1-25	RPI 26-50	W-L RECORDS	RPI 51-100	RPI 101-999	RPI 201+				
4- 20	0- 0	0- 2	OVERALL	0- 3	4- 15	3- 3				
3- 4	0- 0	0- 0	HOME	0- 0	3- 4	2- 0				
0- 14	0- 0	0- 1	AWAY	0- 3	0- 10	0- 3				
1- 2	0- 0	0- 1	NEUTRAL	0- 0	1- 1	1- 0				
1- 9	0- 0	0- 2	NON-CONFERENCE	0- 3	1- 4	1- 1				
0- 0	0- 0	0- 0	HOME	0- 0	0- 0	0- 0				
0- 7	0- 0	0- 1	AWAY	0- 3	0- 3	0- 1				
1- 2	0- 0	0- 1	NEUTRAL	0- 0	1- 1	1- 0				
3- 11	0- 0	0- 0	CONFERENCE	0- 0	3- 11	2- 2				
3- 4	0- 0	0- 0	HOME	0- 0	3- 4	2- 0				
0- 7	0- 0	0- 0	AWAY	0- 0	0- 7	0- 2				
0- 0	0- 0	0- 0	NEUTRAL	0- 0	0- 0	0- 0				

RPI 1-25				RPI 26-50				RPI 51-100				RPI 101+ Team's RPI: 280			
RPI	S	Opponent	Score	RPI	S	Opponent	Score	RPI	S	Opponent	Score	RPI	S	Opponent	Score
				40	A	Arizona St.	58 106	61	A	West Virginia	47 101	126	N	Northern Ill.	75 84
				46	N	Miami (FL)	56 82	64	A	UC Davis	72 79	129	A	Portland St.	73 74
								95	A	Kentucky	70 101	129	H	Portland St.	72 81
												130	A	Idaho	66 101
												130	H	Idaho	79 64
												143	A	Idaho St.	71 83
												143	H	Idaho St.	71 85
												154	A	San Francisco	76 90
												166	A	Weber St.	73 86
												166	H	Weber St.	56 78
												169	A	Eastern Wash.	76 83
												169	H	Eastern Wash.	72 83
												199	A	Morehead St.	71 75
												218	A	Nevada	68 95
												231	N	UC Riverside	99 72
												234	A	Montana St.	50 85
												234	H	Montana St.	88 77
												245	A	Montana	59 68
												245	H	Montana	79 64
LAST 12 Division I GAMES:															
				166	A	Weber St.	73 86	129	H	Portland St.	72 81				
				143	A	Idaho St.	71 83	143	H	Idaho St.	71 85				
				245	H	Montana	79 64	166	H	Weber St.	56 78				
				234	H	Montana St.	88 77	234	A	Montana St.	50 85				
				130	A	Idaho	66 101	245	A	Montana	59 68				
				169	A	Eastern Wash.	76 83	169	H	Eastern Wash.	72 83				

Non-Div I Games: Antelope Valley 95 62

Sacramento St.

Sacred Heart

Through Games Of Feb. 21, 2018

Average RPI Win:	265	WON-LOST	WINNING	LAST 10	STRENGTH OF	OPP. STRENGTH	TEAM	ADJ.	CONF.	ADJ CONF.
Average RPI Loss:	202	RECORD	PCT. RANK	GAMES	SCHEDULE	OF SCHEDULE	RPI	RPI	RPI	RPI
DIV. I ONLY	10- 16	235	4- 6	290	316	269	269	29	29	
DIV. I NON-CONF.	4- 7	226	0- 0	223	280	249	249	29	29	

TOTALS	RPI 1-25	RPI 26-50	W-L RECORDS	RPI 51-100	RPI 101-999	RPI 201+				
10- 16	0- 1	0- 0	OVERALL	0- 1	10- 14	8- 8				
5- 6	0- 0	0- 0	HOME	0- 0	5- 6	4- 3				
5- 10	0- 1	0- 0	AWAY	0- 1	5- 8	4- 5				
0- 0	0- 0	0- 0	NEUTRAL	0- 0	0- 0	0- 0				
4- 7	0- 1	0- 0	NON-CONFERENCE	0- 1	4- 5	3- 2				
3- 2	0- 0	0- 0	HOME	0- 0	3- 2	2- 1				
1- 5	0- 1	0- 0	AWAY	0- 1	1- 3	1- 1				
0- 0	0- 0	0- 0	NEUTRAL	0- 0	0- 0	0- 0				
6- 9	0- 0	0- 0	CONFERENCE	0- 0	6- 9	5- 6				
2- 4	0- 0	0- 0	HOME	0- 0	2- 4	2- 2				
4- 5	0- 0	0- 0	AWAY	0- 0	4- 5	3- 4				
0- 0	0- 0	0- 0	NEUTRAL	0- 0	0- 0	0- 0				

RPI 1-25				RPI 26-50				RPI 51-100				RPI 101+ Team's RPI: 269			
RPI	S	Opponent	Score	RPI	S	Opponent	Score	RPI	S	Opponent	Score	RPI	S	Opponent	Score
6	A	Florida St.	52 101					73	A	Harvard	62 70	122	A	Saint Francis (PA)	69 68
												122	H	Saint Francis (PA)	48 89
												133	A	Robert Morris	49 60
												133	H	Robert Morris	57 91
												150	A	Brown	77 102
												182	H	New Hampshire	47 74
												192	A	Siena	57 62
												196	H	Lehigh	65 55
												208	H	Providence	78 75
												237	H	Hofstra	81 86
												255	H	Manhattan	65 61
												266	A	St. Francis Brooklyn	48 63
												267	A	Fairleigh Dickinson	59 69
												286	A	LIU Brooklyn	50 46
												287	A	Bryant	56 60
												287	H	Bryant	73 81
												288	A	Mt. St. Mary's	82 52
												288	H	Mt. St. Mary's	56 44
												295	A	Central Conn. St.	59 69
												295	H	Central Conn. St.	71 73
												302	A	Monmouth	64 69
												334	A	Wagner	72 55
												334	H	Wagner	61 49
												342	A	Florida A&M	73 68
LAST 12 Division I GAMES:															
133	A	Robert Morris	49 60	266	A	St. Francis Brooklyn	48 63								
122	A	Saint Francis (PA)	69 68	286	A	LIU Brooklyn	50 46								
288	H	Mt. St. Mary's	56 44	267	A	Fairleigh Dickinson	59 69								
334	H	Wagner	61 49	287	H	Bryant	73 81								
287	A	Bryant	56 60	295	A	Central Conn. St.	59 69								
295	H	Central Conn. St.	71 73	334	A	Wagner	72 55								

Non-Div I Games:

Sacred Heart

Loss,
Non-Conf,
S Site,
H Home
A Away
N Neutral

Average RPI Win:	258	WON-LOST	WINNING	LAST 10	STRENGTH OF	OPP. STRENGTH	TEAM	ADJ.	CONF.	ADJ CONF.
Average RPI Loss:	146	RECORD	PCT. RANK	GAMES	SCHEDULE	OF SCHEDULE	RPI	RPI	RPI	RPI
DIV. I ONLY	16- 9	93	8- 2	193	302	122	122	29	29	
DIV. I NON-CONF.	4- 7	226	0- 0	148	146	176	176	29	29	

TOTALS	RPI 1-25	RPI 26-50	W-L RECORDS	RPI 51-100	RPI 101-999	RPI 201+				
16- 9	0- 0	0- 1	OVERALL	0- 2	16- 6	13- 3				
8- 2	0- 0	0- 0	HOME	0- 0	8- 2	6- 1				
7- 6	0- 0	0- 1	AWAY	0- 2	7- 2	6- 0				
1- 1	0- 0	0- 0	NEUTRAL	0- 0	1- 1	1- 1				
4- 7	0- 0	0- 1	NON-CONFERENCE	0- 2	4- 4	2- 2				
1- 1	0- 0	0- 0	HOME	0- 0	1- 1	0- 0				
2- 5	0- 0	0- 1	AWAY	0- 2	2- 2	1- 1				
1- 1	0- 0	0- 0	NEUTRAL	0- 0	1- 1	1- 1				
12- 2	0- 0	0- 0	CONFERENCE	0- 0	12- 2	11- 1				
7- 1	0- 0	0- 0	HOME	0- 0	7- 1	6- 1				
5- 1	0- 0	0- 0	AWAY	0- 0	5- 1	5- 0				
0- 0	0- 0	0- 0	NEUTRAL	0- 0	0- 0	0- 0				

RPI	S	Opponent	Score	RPI	S	Opponent	Score	RPI	S	Opponent	Score	RPI	S	Opponent	Score	Team's RPI: 122
48	A	Gonzaga	74 97	60	A	Toledo	66 74	125	A	Cincinnati	77 73	133	A	Robert Morris	62 63	
				70	A	Duquesne	68 87	133	H	Robert Morris	68 47	151	A	Boise St.	59 87	
								153	H	William & Mary	86 92	170	H	Youngstown St.	79 65	
								213	A	Columbia	81 94	220	N	Southeast Mo. St.	50 82	
								266	A	St. Francis Brooklyn	94 71	266	H	St. Francis Brooklyn	90 75	
								267	A	Fairleigh Dickinson	80 56	267	H	Fairleigh Dickinson	80 61	
								269	A	Sacred Heart	89 48	269	H	Sacred Heart	68 69	
								277	N	Old Dominion	79 68	286	A	LIU Brooklyn	85 54	
								286	H	LIU Brooklyn	101 71	287	H	Bryant	87 69	
								288	H	Mt. St. Mary's	92 88	295	H	Central Conn. St.	87 59	
								317	A	Portland	106 101	334	A	Wagner	79 76	
LAST 12 Division I GAMES:																
267	H	Fairleigh Dickinson	80 61	295	H	Central Conn. St.	87 59									
269	H	Sacred Heart	68 69	334	A	Wagner	79 76									
286	A	LIU Brooklyn	85 54	288	H	Mt. St. Mary's	92 88									
266	A	St. Francis Brooklyn	94 71	133	A	Robert Morris	62 63									
133	H	Robert Morris	68 47	286	H	LIU Brooklyn	101 71									
287	H	Bryant	87 69	266	H	St. Francis Brooklyn	90 75									

Non-Div I Games: Seton Hill 103 71

Saint Francis (PA)

Average RPI Win:	227	WON-LOST	WINNING	LAST 10	STRENGTH OF	OPP. STRENGTH	TEAM	ADJ.	CONF.	ADJ CONF.
Average RPI Loss:	116	RECORD	PCT. RANK	GAMES	SCHEDULE	OF SCHEDULE	RPI	RPI	RPI	RPI
DIV. I ONLY	14- 13	169	5- 5	182	147	162	162	12	12	
DIV. I NON-CONF.	5- 7	212	0- 0	153	178	171	171	10	10	

TOTALS	RPI 1-25	RPI 26-50	W-L RECORDS	RPI 51-100	RPI 101-999	RPI 201+				
14- 13	0- 1	0- 2	OVERALL	2- 4	12- 6	10- 2				
6- 6	0- 0	0- 1	HOME	0- 4	6- 1	6- 0				
8- 6	0- 1	0- 0	AWAY	2- 0	6- 5	4- 2				
0- 1	0- 0	0- 1	NEUTRAL	0- 0	0- 0	0- 0				
5- 7	0- 1	0- 1	NON-CONFERENCE	1- 2	4- 3	3- 1				
2- 2	0- 0	0- 0	HOME	0- 2	2- 0	2- 0				
3- 4	0- 1	0- 0	AWAY	1- 0	2- 3	1- 1				
0- 1	0- 0	0- 1	NEUTRAL	0- 0	0- 0	0- 0				
9- 6	0- 0	0- 1	CONFERENCE	1- 2	8- 3	7- 1				
4- 4	0- 0	0- 1	HOME	0- 2	4- 1	4- 0				
5- 2	0- 0	0- 0	AWAY	1- 0	4- 2	3- 1				
0- 0	0- 0	0- 0	NEUTRAL	0- 0	0- 0	0- 0				

RPI 1-25				RPI 26-50				RPI 51-100				RPI 101+				Team's RPI: 162
RPI	S	Opponent	Score	RPI	S	Opponent	Score	RPI	S	Opponent	Score	RPI	S	Opponent	Score	
23	A	Villanova	44 79	29	H	Dayton	59 65	53	H	Drexel	58 65	101	H	George Mason	57 65	
				35	N	Princeton	54 63	70	A	Duquesne	69 50	102	A	Bucknell	77 53	
								70	H	Duquesne	42 61	131	A	Saint Louis	73 96	
								72	A	James Madison	73 66	158	A	Florida	51 71	
								74	H	Penn	50 57	170	A	Davidson	64 62	
								88	H	George Washington	46 49	190	A	Temple	66 69	
												211	H	Richmond	81 72	
												240	A	La Salle	75 64	
												240	H	La Salle	70 49	
												247	A	Niagara	93 69	
												248	A	St. Bonaventure	70 64	
												267	A	Massachusetts	84 79	
												270	A	Towson	66 90	
												282	A	VCU	54 56	
												282	H	VCU	79 41	
												327	H	Rhode Island	64 46	
												347	H	Eastern Ill.	80 62	
												348	H	Saint Peter's	87 58	

LAST 12 Division I GAMES:																
				88	H	George Washington	46 49	282	A	VCU	54 56					
				240	H	La Salle	70 49	240	A	La Salle	75 64					
				170	A	Davidson	64 62	70	H	Duquesne	42 61					
				70	A	Duquesne	69 50	131	A	Saint Louis	73 96					
				327	H	Rhode Island	64 46	267	A	Massachusetts	84 79					
				101	H	George Mason	57 65	211	H	Richmond	81 72					

Non-Div I Games:

Saint Joseph's

Average RPI Win:	185	WON-LOST	WINNING	LAST 10	STRENGTH OF	OPP. STRENGTH	TEAM	ADJ.	CONF.	ADJ CONF.
Average RPI Loss:	104	RECORD	PCT. RANK	GAMES	SCHEDULE	OF SCHEDULE	RPI	RPI	RPI	RPI
DIV. I ONLY	14- 14	173	5- 5	128	93	131	131	12	12	
DIV. I NON-CONF.	6- 7	184	0- 0	132	25	146	146	10	10	

TOTALS	RPI 1-25	RPI 26-50	W-L RECORDS	RPI 51-100	RPI 101-999	RPI 201+				
14- 14	0- 2	0- 2	OVERALL	2- 4	12- 6	6- 2				
8- 4	0- 0	0- 0	HOME	1- 2	7- 2	3- 0				
4- 9	0- 0	0- 2	AWAY	1- 1	3- 1	3- 0				
2- 1	0- 1	0- 0	NEUTRAL	0- 0	2- 0	0- 0				
6- 7	0- 2	0- 1	NON-CONFERENCE	0- 1	6- 3	2- 0				
3- 2	0- 0	0- 0	HOME	0- 0	3- 2	1- 0				
1- 4	0- 1	0- 1	AWAY	0- 1	1- 1	1- 0				
2- 1	0- 1	0- 0	NEUTRAL	0- 0	2- 0	0- 0				
8- 7	0- 0	0- 1	CONFERENCE	2- 3	6- 3	4- 2				
5- 2	0- 0	0- 0	HOME	1- 2	4- 0	2- 0				
3- 5	0- 0	0- 1	AWAY	1- 1	2- 3	2- 2				
0- 0	0- 0	0- 0	NEUTRAL	0- 0	0- 0	0- 0				

RPI 1-25				RPI 26-50				RPI 51-100				RPI 101+ Team's RPI: 131			
RPI	S	Opponent	Score	RPI	S	Opponent	Score	RPI	S	Opponent	Score	RPI	S	Opponent	Score
12	A	Missouri	58 70	28	A	DePaul	78 86	59	A	Fordham	63 66	101	A	George Mason	72 81
25	N	LSU	59 71	29	A	Dayton	76 101	59	H	Fordham	91 85	105	N	Cleveland St.	80 64
								70	H	Duquesne	66 76	108	H	Little Rock	48 45
								88	A	George Washington	72 69	135	H	Vanderbilt	69 74
								88	H	George Washington	58 71	142	H	Loyola Marymount	60 62
								98	A	Washington St.	63 85	144	N	Ole Miss	79 64
												148	A	SIUE	72 79
												162	H	Saint Joseph's	96 73
												170	H	Davidson	88 72
												179	H	Tulsa	77 66
												211	A	Richmond	79 61
												240	A	La Salle	76 87
												248	H	St. Bonaventure	78 55
												260	H	Lipscomb	101 57
												263	A	Indiana St.	60 59
												267	H	Massachusetts	64 63
												282	A	VCU	84 88
												327	A	Rhode Island	70 66

LAST 12 Division I GAMES:															
282	A	VCU	84 88	59	H	Fordham	91 85	88	H	George Washington	72 69	101	A	George Mason	72 81
88	H	George Washington	58 71	88	A	George Washington	72 69	162	H	Saint Joseph's	96 73	267	H	Massachusetts	64 63
70	H	Duquesne	66 76	101	A	George Mason	72 81	267	H	Massachusetts	64 63	29	A	Dayton	76 101
327	A	Rhode Island	70 66												
240	A	La Salle	76 87												
170	H	Davidson	88 72												

Non-Div I Games:

Saint Louis

Average RPI Win:	171	WON-LOST	WINNING	LAST 10	STRENGTH OF	OPP. STRENGTH	TEAM	ADJ.	CONF.	ADJ CONF.
Average RPI Loss:	114	RECORD	PCT. RANK	GAMES	SCHEDULE	OF SCHEDULE	RPI	RPI	RPI	RPI
DIV. I ONLY	18- 9	78	6- 4	92	106	76	76	14	14	
DIV. I NON-CONF.	7- 4	102	0- 0	49	43	51	51	12	12	

TOTALS	RPI 1-25	RPI 26-50	W-L RECORDS	RPI 51-100	RPI 101-999	RPI 201+				
18- 9	0- 0	1- 3	OVERALL	2- 2	15- 4	3- 1				
11- 3	0- 0	0- 1	HOME	2- 1	9- 1	3- 0				
5- 6	0- 0	1- 2	AWAY	0- 1	4- 3	0- 1				
2- 0	0- 0	0- 0	NEUTRAL	0- 0	2- 0	0- 0				
7- 4	0- 0	0- 2	NON-CONFERENCE	2- 2	5- 0	0- 0				
4- 1	0- 0	0- 0	HOME	2- 1	2- 0	0- 0				
1- 3	0- 0	0- 2	AWAY	0- 1	1- 0	0- 0				
2- 0	0- 0	0- 0	NEUTRAL	0- 0	2- 0	0- 0				
11- 5	0- 0	1- 1	CONFERENCE	0- 0	10- 4	3- 1				
7- 2	0- 0	0- 1	HOME	0- 0	7- 1	3- 0				
4- 3	0- 0	1- 0	AWAY	0- 0	3- 3	0- 1				
0- 0	0- 0	0- 0	NEUTRAL	0- 0	0- 0	0- 0				

RPI 1-25				RPI 26-50				RPI 51-100				Team's RPI : 76				RPI 101+			
RPI	S	Opponent	Score	RPI	S	Opponent	Score	RPI	S	Opponent	Score	RPI	S	Opponent	Score	RPI	S	Opponent	Score
				36	A	Cal i forn i a	80 87	52	H	Indi ana	88 82	140	A	BYU	54 63				
				45	A	Purdue	60 70	64	H	UC Davi s	50 74	140	H	BYU	57 49				
				48	A	Gonzaga	72 56	94	A	Utah	63 74	142	A	Loyol a Marymount	57 69				
				48	H	Gonzaga	65 73	98	H	Washi ngton St.	81 75	142	H	Loyol a Marymount	65 75				
																151	A	Boi se St.	74 72
																154	A	San Franci sco	73 59
																154	H	San Franci sco	72 64
																155	H	Cal Poly	82 64
																169	N	Eastern Wash.	76 56
																177	A	Paci fi c	70 69
																177	H	Paci fi c	96 88
																189	A	San Di ego	75 53
																189	H	San Di ego	66 57
																193	N	UT Martin	69 58
																197	H	UC Santa Barbara	89 59
																230	H	Pepperdi ne	75 62
																285	H	Santa Clara	59 46
																317	A	Portland	65 68
																317	H	Portl and	77 49
LAST 12 Di vi si on I GAMES:																			
				317	H	Portl and	77 49	317	A	Portl and	65 68								
				154	H	San Franci sco	72 64	140	A	BYU	54 63								
				48	A	Gonzaga	72 56	177	H	Paci fi c	96 88								
				142	H	Loyol a Marymount	65 75	48	H	Gonzaga	65 73								
				189	H	San Di ego	66 57	230	H	Pepperdi ne	75 62								
				154	A	San Franci sco	73 59	285	H	Santa Clara	59 46								

Non-Di v I Games:

Saint Mary's (CA)

Average RPI Win: 247

Average RPI Loss: 241

WON-LOST
RECORDWINNING
PCT. RANKLAST 10
GAMESSTRENGTH OF
SCHEDULEOPP. STRENGTH
OF SCHEDULETEAM
RPIADJ.
RPICONF.
RPIADJ CONF.
RPIDIV. I ONLY
DIV. I NON-CONF.4- 23
3- 8328
2681- 9
0- 0343
306329
339348
314348
31428
2628
26

TOTALS

RPI 1-25

RPI 26-50

W-L RECORDS

RPI 51-100

RPI 101-999

RPI 201+

4- 23

0- 0

0- 1

OVERALL

0- 0

4- 22

3- 17

2- 10

0- 0

0- 0

HOME

0- 0

2- 10

2- 7

1- 13

0- 0

0- 1

AWAY

0- 0

1- 11

1- 9

1- 0

0- 0

0- 0

NEUTRAL

0- 0

1- 0

0- 0

3- 8

0- 0

0- 0

NON-CONFERENCE

0- 0

3- 8

2- 5

1- 3

0- 0

0- 0

HOME

0- 0

1- 3

1- 2

1- 5

0- 0

0- 0

AWAY

0- 0

1- 5

1- 3

1- 0

0- 0

0- 0

NEUTRAL

0- 0

1- 0

0- 0

1- 15

0- 0

0- 1

CONFERENCE

0- 0

1- 14

1- 12

1- 7

0- 0

0- 0

HOME

0- 0

1- 7

1- 5

0- 8

0- 0

0- 1

AWAY

0- 0

0- 7

0- 7

0- 0

0- 0

0- 0

NEUTRAL

0- 0

0- 0

0- 0

RPI 1-25

RPI 26-50

RPI 51-100

RPI 101+

Team's RPI: 348

RPI S Opponent Score

RPI S Opponent Score

RPI S Opponent Score

RPI S Opponent Score

41 A Qui nni pi ac 39 86

103 A Seton Hall 49 91

118 H Yale 49 70

127 N Delaware 90 87

161 H Marist 53 86

162 A Saint Joseph's 58 87

192 H Siena 59 62

224 H Lafayette 64 61

247 A Niagara 54 64

247 H Niagara 52 87

250 A Fairfield 41 62

250 H Fairfield 40 62

255 A Manhattan 64 76

266 H St. Francis Brooklyn 49 64

267 A Fairleigh Dickinson 59 69

267 A Massachusetts 65 81

273 A Rider 52 62

273 H Rider 52 57

284 A Canisius 49 52

284 H Canisius 53 66

286 A LIU Brooklyn 46 57

302 A Monmouth 44 51

302 H Monmouth 67 47

335 A NJIT 59 52

336 A Iona 42 52

336 H Iona 31 55

344 H UMass Lowell 60 66

LAST 12 Division I GAMES:

250 H Fairfield 40 62

336 H Iona 31 55

273 A Rider 52 62

284 A Canisius 49 52

247 A Niagara 54 64

192 H Siena 59 62

336 A Iona 42 52

302 H Monmouth 67 47

247 H Niagara 52 87

284 H Canisius 53 66

250 A Fairfield 41 62

41 A Qui nni pi ac 39 86

Non-Div I Games:

Saint Peter's

Average RPI		Winn: 299	WON-LOST RECORD	WINNING PCT. RANK	LAST 10 GAMES	STRENGTH OF SCHEDULE	OPP. STRENGTH OF SCHEDULE	TEAM RPI	ADJ. RPI	CONF. RPI	ADJ. CONF. RPI
Loss: 199											
DIV. I ONLY		2- 21	339	1- 9	231	338	337	337	26	26	
DIV. I NON-CONF.		1- 6	306	0- 0	55	342	274	274	25	25	
TOTALS		RPI 1-25	RPI 26-50	W-L RECORDS		RPI 51-100	RPI 101-999	RPI 201+			
2- 21	0- 1		0- 0	OVERALL		0- 1	2- 19	2- 13			
1- 10	0- 0		0- 0	HOME		0- 1	1- 9	1- 7			
1- 11	0- 0		0- 0	AWAY		0- 0	1- 2	1- 2			
0- 0	0- 0		0- 0	NEUTRAL		0- 0	0- 0	0- 0			
1- 6	0- 1		0- 0	NON-CONFERENCE		0- 1	1- 4	1- 2			
1- 3	0- 0		0- 0	HOME		0- 1	1- 2	1- 1			
0- 3	0- 1		0- 0	AWAY		0- 0	0- 2	0- 1			
0- 0	0- 0		0- 0	NEUTRAL		0- 0	0- 0	0- 0			
1- 15	0- 0		0- 0	CONFERENCE		0- 0	1- 15	1- 11			
0- 7	0- 0		0- 0	HOME		0- 0	0- 7	0- 6			
1- 8	0- 0		0- 0	AWAY		0- 0	1- 8	1- 5			
0- 0	0- 0		0- 0	NEUTRAL		0- 0	0- 0	0- 0			

RPI 1-25				RPI 26-50				RPI 51-100				RPI 101+ Team's RPI: 337			
RPI	S	Opponent	Score	RPI	S	Opponent	Score	RPI	S	Opponent	Score	RPI	S	Opponent	Score
25	A	LSU	58 71					91	H	Rice	50 79	109	A	SFA	53 75
												114	A	Lamar University	44 91
												114	H	Lamar University	44 68
												116	A	Arkansas	54 65
												124	A	Central Ark.	44 69
												132	H	Texas St.	41 73
												202	A	Southern Miss.	38 58
												225	A	A&M-Corpus Christi	48 62
												225	H	A&M-Corpus Christi	57 67
												226	A	Abilene Christian	65 83
												226	H	Abilene Christian	72 75
												227	A	New Orleans	50 77
												238	H	Nicholls St.	65 70
												239	H	Texas Southern	58 77
												279	H	McNeese	63 66
												290	A	Southeastern La.	57 52
												301	H	Incarnate Word	49 56
												307	H	Jackson St.	74 68
												321	A	Houston Baptist	62 65
												321	H	Houston Baptist	61 69
												332	A	Northwestern St.	60 63
LAST 12 Division I GAMES:															
227	A	New Orleans	50 77	279	H	McNeese	63 66								
321	A	Houston Baptist	62 65	109	A	SFA	53 75								
238	H	Nicholls St.	65 70	290	A	Southeastern La.	57 52								
114	H	Lamar University	44 68	114	A	Lamar University	44 91								
225	A	A&M-Corpus Christi	48 62	332	A	Northwestern St.	60 63								
226	H	Abilene Christian	72 75	321	H	Houston Baptist	61 69								

Sam Houston St.

Average RPI Win: 228

Average RPI Loss: 111

WON-LOST
RECORDWINNING
PCT. RANKLAST 10
GAMESSTRENGTH OF
SCHEDULEOPP. STRENGTH
OF SCHEDULETEAM
RPIADJ.
RPICONF.
RPIADJ CONF.
RPIDIV. I ONLY
DIV. I NON-CONF.13- 13
7- 7173
1706- 4
0- 0116
65174
151146
121146
12117
1717
17

TOTALS

RPI 1-25

RPI 26-50

W-L RECORDS

RPI 51-100

RPI 101-999

RPI 201+

13- 13 0- 2

0- 0

OVERALL

1- 4

12- 7

9- 1

10- 2 0- 0

0- 0

HOME

1- 1

9- 1

7- 0

2- 10 0- 0

0- 0

AWAY

0- 0

2- 0

2- 0

1- 1 0- 0

0- 0

NEUTRAL

0- 0

1- 1

0- 0

7- 7 0- 2

0- 0

NON-CONFERENCE

1- 2

6- 3

4- 0

6- 1 0- 0

0- 0

HOME

1- 0

5- 1

4- 0

0- 5 0- 2

0- 0

AWAY

0- 2

0- 1

0- 0

1- 1 0- 0

0- 0

NEUTRAL

0- 0

1- 1

0- 0

6- 6 0- 0

0- 0

CONFERENCE

0- 2

6- 4

5- 1

4- 1 0- 0

0- 0

HOME

0- 1

4- 0

3- 0

2- 5 0- 0

0- 0

AWAY

0- 1

2- 4

2- 1

0- 0 0- 0

0- 0

NEUTRAL

0- 0

0- 0

0- 0

RPI 1-25

RPI 26-50

RPI 51-100

RPI 101+

Team's RPI: 146

RPI	S	Opponent	Score
6	A	Florida St.	62 87
18	A	Iowa	59 80

RPI	S	Opponent	Score
-----	---	----------	-------

RPI	S	Opponent	Score
51	H	UCF	58 51
62	A	Mercer	45 48
62	H	Mercer	59 73
68	A	Belmont	46 83
79	A	UAB	53 77

RPI	S	Opponent	Score
115	A	Chattanooga	58 68
116	A	Arkansas	63 84
128	A	ETSU	48 76
147	H	Colorado	60 71
167	N	UTEP	33 46
168	H	Troy	80 73
168	N	Troy	82 76
175	A	Furman	41 45
175	H	Furman	62 58
202	H	Southern Miss.	61 56
205	H	Hampton	66 61
222	A	UNCG	60 53
222	H	UNCG	56 48
299	A	Wofford	46 58
299	H	Wofford	81 77
304	H	Alabama St.	58 39
309	A	Western Caro.	50 32
309	H	Western Caro.	62 54
327	H	Rhode Island	67 37

LAST 12 Division I GAMES:

309	A	Western Caro.	50 32	115	A	Chattanooga	58 68
222	A	UNCG	60 53	222	H	UNCG	56 48
62	A	Mercer	45 48	309	H	Western Caro.	62 54
175	H	Furman	62 58	62	H	Mercer	59 73
299	H	Wofford	81 77	299	A	Wofford	46 58
128	A	ETSU	48 76	175	A	Furman	41 45

Non-Div I Games:

AUM

59 46

Samford

Average RPI Win: 217

Average RPI Loss: 165

WON-LOST
RECORDWINNING
PCT. RANKLAST 10
GAMESSTRENGTH OF
SCHEDULEOPP. STRENGTH
OF SCHEDULETEAM
RPIADJ.
RPICONF.
RPIADJ CONF.
RPI

DIV. I ONLY	14- 12	153	5- 5	264	150	189	189	14	14
DIV. I NON-CONF.	6- 4	122	0- 0	294	206	161	161	12	12

TOTALS	RPI 1-25	RPI 26-50	W-L RECORDS	RPI 51-100	RPI 101-999	RPI 201+			
14- 12	0- 0	1- 2	OVERALL	0- 2	13- 8	7- 5			
8- 4	0- 0	1- 1	HOME	0- 1	7- 2	6- 0			
5- 8	0- 0	0- 1	AWAY	0- 1	5- 6	1- 5			
1- 0	0- 0	0- 0	NEUTRAL	0- 0	1- 0	0- 0			
6- 4	0- 0	1- 1	NON-CONFERENCE	0- 0	5- 3	3- 3			
4- 0	0- 0	1- 0	HOME	0- 0	3- 0	3- 0			
1- 4	0- 0	0- 1	AWAY	0- 0	1- 3	0- 3			
1- 0	0- 0	0- 0	NEUTRAL	0- 0	1- 0	0- 0			
8- 8	0- 0	0- 1	CONFERENCE	0- 2	8- 5	4- 2			
4- 4	0- 0	0- 1	HOME	0- 1	4- 2	3- 0			
4- 4	0- 0	0- 0	AWAY	0- 1	4- 3	1- 2			
0- 0	0- 0	0- 0	NEUTRAL	0- 0	0- 0	0- 0			

RPI 1-25				RPI 26-50				RPI 51-100				RPI 101+ Team's RPI: 189			
RPI	S	Opponent	Score	RPI	S	Opponent	Score	RPI	S	Opponent	Score	RPI	S	Opponent	Score
				36	A	Cal i forn i a	64 89	76	A	Sai nt Mary' s (CA)	57 66	140	A	BYU	66 60
				43	H	Min nesota	72 69	76	H	Sai nt Mary' s (CA)	53 75	140	H	BYU	70 69
				48	H	Gonzaga	44 63					142	A	Loyol a Marymount	60 54
												142	H	Loyol a Marymount	53 67
												151	N	Bo i se St.	72 52
												154	A	San Franci sco	60 54
												177	A	Paci fi c	60 62
												177	H	Paci fi c	68 81
												197	A	UC Santa Barbara	71 58
												221	A	Seattle U	73 80
												230	A	Pepperdi ne	62 66
												230	H	Pepperdi ne	79 53
												249	A	Hawai i	63 64
												264	A	San Diego St.	76 77
												285	A	Santa Clara	50 59
												285	H	Santa Clara	51 40
												296	H	UTSA	78 69
												306	H	Long Beach St.	74 40
												317	A	Portland	75 60
												317	H	Portland	59 52
												321	H	Southern Utah	72 59
LAST 12 Division I GAMES:															
				140	A	BYU	66 60	142	H	Loyol a Marymount	53 67				
				177	A	Paci fi c	60 62	285	A	Santa Clara	50 59				
				285	H	Santa Clara	51 40	140	H	BYU	70 69				
				230	H	Pepperdi ne	79 53	317	A	Portland	75 60				
				76	A	Saint Mary' s (CA)	57 66	142	A	Loyol a Marymount	60 54				
				48	H	Gonzaga	44 63	177	H	Paci fi c	68 81				

Non-Div I Games: San Diego Christian 82 53

San Diego

Average RPI Win: 208

Average RPI Loss: 163

WON-LOST
RECORDWINNING
PCT. RANKLAST 10
GAMESSTRENGTH OF
SCHEDULEOPP. STRENGTH
OF SCHEDULETEAM
RPIADJ.
RPICONF.
RPIADJ CONF.
RPI

DIV. I ONLY	9- 16	245	2- 8	207	156	264	264	16	16
DIV. I NON-CONF.	5- 5	170	0- 0	268	281	246	246	14	14
<hr/>									
TOTALS	RPI 1-25	RPI 26-50	W-L RECORDS	RPI 51-100	RPI 101-999	RPI 201+			
9- 16	0- 0	0- 1	OVERALL	2- 3	7- 12	6- 4			
7- 7	0- 0	0- 0	HOME	2- 1	5- 6	4- 2			
2- 7	0- 0	0- 0	AWAY	0- 2	2- 5	2- 2			
0- 2	0- 0	0- 1	NEUTRAL	0- 0	0- 1	0- 0			
5- 5	0- 0	0- 1	NON-CONFERENCE	0- 0	5- 4	4- 1			
4- 2	0- 0	0- 0	HOME	0- 0	4- 2	3- 1			
1- 1	0- 0	0- 0	AWAY	0- 0	1- 1	1- 0			
0- 2	0- 0	0- 1	NEUTRAL	0- 0	0- 1	0- 0			
4- 11	0- 0	0- 0	CONFERENCE	2- 3	2- 8	2- 3			
3- 5	0- 0	0- 0	HOME	2- 1	1- 4	1- 1			
1- 6	0- 0	0- 0	AWAY	0- 2	1- 4	1- 2			
0- 0	0- 0	0- 0	NEUTRAL	0- 0	0- 0	0- 0			

RPI 1-25				RPI 26-50				RPI 51-100				RPI 101+ Team's RPI: 264			
RPI	S	Opponent	Score	RPI	S	Opponent	Score	RPI	S	Opponent	Score	RPI	S	Opponent	Score
				26	N	Central Mich.	76 85	65	A	Wyoming	50 70	117	N	Tulane	46 80
								65	H	Wyoming	68 62	123	A	Colorado St.	43 72
								86	A	UNLV	67 73	123	H	Colorado St.	63 65
								86	H	UNLV	64 75	134	A	Fresno St.	53 64
								93	H	New Mexico	97 89	134	H	Fresno St.	60 66
												151	H	Boise St.	70 86
												189	H	San Diego	77 76
												195	H	UC Irvine	65 67
												197	A	UC Santa Barbara	64 77
												203	H	CSUN	58 55
												218	H	Nevada	75 72
												244	A	San Jose St.	75 65
												251	H	Presbyterian	77 50
												281	A	Arizona	78 67
												285	H	Santa Clara	34 48
												297	A	Air Force	51 61
												297	H	Air Force	48 56
												298	A	Utah St.	58 62
												324	H	Cal St. Fullerton	59 58
<hr/>															
LAST 12 Division I GAMES:															
				297	H	Air Force	48 56	86	H	UNLV	64 75				
				86	A	UNLV	67 73	123	A	Colorado St.	43 72				
				65	A	Wyoming	50 70	93	H	New Mexico	97 89				
				218	H	Nevada	75 72	134	A	Fresno St.	53 64				
				134	H	Fresno St.	60 66	151	H	Boise St.	70 86				
				297	A	Air Force	51 61	244	A	San Jose St.	75 65				

Non-Div I Games: Hope Int'l 92 68

San Diego St.

Average RPI Win:	218	WON-LOST	WINNING	LAST 10	STRENGTH OF	OPP. STRENGTH	TEAM	ADJ.	CONF.	ADJ CONF.
Average RPI Loss:	105	RECORD	PCT. RANK	GAMES	SCHEDULE	OF SCHEDULE	RPI	RPI	RPI	RPI
DIV. I ONLY	13- 14	189	5- 5	124	128	154	154	14	14	
DIV. I NON-CONF.	5- 6	187	0- 0	77	95	137	137	12	12	

TOTALS	RPI 1-25	RPI 26-50	W-L RECORDS	RPI 51-100	RPI 101-999	RPI 201+				
13- 14	0- 1	0- 3	OVERALL	0- 4	13- 6	7- 1				
8- 5	0- 1	0- 1	HOME	0- 2	8- 1	4- 0				
4- 9	0- 0	0- 2	AWAY	0- 2	4- 5	3- 1				
1- 0	0- 0	0- 0	NEUTRAL	0- 0	1- 0	0- 0				
5- 6	0- 1	0- 1	NON-CONFERENCE	0- 2	5- 2	2- 0				
3- 2	0- 1	0- 0	HOME	0- 1	3- 0	1- 0				
1- 4	0- 0	0- 1	AWAY	0- 1	1- 2	1- 0				
1- 0	0- 0	0- 0	NEUTRAL	0- 0	1- 0	0- 0				
8- 8	0- 0	0- 2	CONFERENCE	0- 2	8- 4	5- 1				
5- 3	0- 0	0- 1	HOME	0- 1	5- 1	3- 0				
3- 5	0- 0	0- 1	AWAY	0- 1	3- 3	2- 1				
0- 0	0- 0	0- 0	NEUTRAL	0- 0	0- 0	0- 0				

RPI 1-25				RPI 26-50				RPI 51-100				RPI 101+ Team's RPI: 154			
RPI	S	Opponent	Score	RPI	S	Opponent	Score	RPI	S	Opponent	Score	RPI	S	Opponent	Score
14	H	Stanford	66 86	37	A	Northern Colo.	60 73	64	A	UC Davis	55 72	133	N	Robert Morris	57 45
				48	A	Gonzaga	47 74	76	A	Saint Mary's (CA)	64 72	134	H	Fresno St.	70 62
				48	H	Gonzaga	57 81	76	H	Saint Mary's (CA)	59 73	140	A	BYU	66 70
								98	H	Washington St.	70 74	140	H	BYU	76 73
												142	A	Loyola Marymount	60 65
												142	H	Loyola Marymount	78 60
												155	A	Cal Poly	83 88
												155	H	Cal Poly	83 71
												159	A	UT Arlington	54 56
												177	A	Pacific	81 71
												189	H	San Diego	54 60
												230	A	Pepperdine	92 95
												230	H	Pepperdine	68 67
												244	A	San Jose St.	87 81
												280	H	Sacramento St.	90 76
												285	A	Santa Clara	58 54
												285	H	Santa Clara	64 47
												317	A	Portland	76 63
												317	H	Portland	84 75

LAST 12 Division I GAMES:															
142	A	Loyola Marymount	60 65	48	H	Gonzaga	57 81	177	A	Pacific	81 71	230	A	Pepperdine	92 95
76	A	Saint Mary's (CA)	64 72	140	H	BYU	76 73	285	A	Santa Clara	58 54	48	A	Gonzaga	47 74
317	A	Portland	76 63	285	H	Santa Clara	64 47	142	H	Loyola Marymount	78 60				
76	H	Saint Mary's (CA)	59 73												

Non-Div I Games:

San Francisco

Average RPI Win:	234	WON-LOST	WINNING	LAST 10	STRENGTH OF	OPP. STRENGTH	TEAM	ADJ.	CONF.	ADJ CONF.
Average RPI Loss:	126	RECORD	PCT. RANK	GAMES	SCHEDULE	OF SCHEDULE	RPI	RPI	RPI	RPI
DIV. I ONLY	6- 19	303	2- 8	86	140	244	244	16	16	
DIV. I NON-CONF.	2- 8	290	0- 0	88	153	244	244	14	14	

TOTALS	RPI 1-25	RPI 26-50	W-L RECORDS	RPI 51-100	RPI 101-999	RPI 201+				
6- 19	0- 1	0- 1	OVERALL	1- 6	5- 11	5- 4				
4- 9	0- 0	0- 0	HOME	1- 3	3- 6	3- 2				
2- 9	0- 1	0- 1	AWAY	0- 3	2- 4	2- 1				
0- 1	0- 0	0- 0	NEUTRAL	0- 0	0- 1	0- 1				
2- 8	0- 1	0- 1	NON-CONFERENCE	0- 1	2- 5	2- 2				
1- 4	0- 0	0- 0	HOME	0- 1	1- 3	1- 1				
1- 3	0- 1	0- 1	AWAY	0- 0	1- 1	1- 0				
0- 1	0- 0	0- 0	NEUTRAL	0- 0	0- 1	0- 1				
4- 11	0- 0	0- 0	CONFERENCE	1- 5	3- 6	3- 2				
3- 5	0- 0	0- 0	HOME	1- 2	2- 3	2- 1				
1- 6	0- 0	0- 0	AWAY	0- 3	1- 3	1- 1				
0- 0	0- 0	0- 0	NEUTRAL	0- 0	0- 0	0- 0				

RPI 1-25				RPI 26-50				RPI 51-100				RPI 101+ Team's RPI: 244			
RPI	S	Opponent	Score	RPI	S	Opponent	Score	RPI	S	Opponent	Score	RPI	S	Opponent	Score
9	A	UCLA	69 129	38	A	Oregon St.	62 110	65	A	Wyomi ng	46 58	123	A	Colorado St.	48 63
								65	H	Wyomi ng	64 66	123	H	Colorado St.	66 73
								66	H	Nebraska	55 81	129	H	Portland St.	78 90
								86	A	UNLV	60 79	134	A	Fresno St.	71 81
								86	H	UNLV	53 80	151	H	Boise St.	80 112
								93	A	New Mexi co	62 92	154	H	San Franci sco	81 87
								93	H	New Mexi co	95 86	177	A	Paci fic	97 106
												203	H	CSUN	59 76
												205	N	Hampton	73 81
												212	H	CSU Bakersfi eld	67 57
												218	A	Nevada	63 91
												218	H	Nevada	57 54
												264	H	San Diego St.	65 75
												285	A	Santa Clara	71 66
												297	A	Air Force	75 74
												298	H	Utah St.	79 66

LAST 12 Division I GAMES:															
218	H	Nevada	57 54	65	A	Wyomi ng	46 58	151	H	Boise St.	80 112	218	A	Nevada	63 91
65	H	Wyomi ng	64 66	297	A	Air Force	75 74	264	H	San Diego St.	65 75	93	A	New Mexico	62 92
134	A	Fresno St.	71 81	93	H	UNLV	53 80	93	H	New Mexi co	95 86				

Non-Div I Games: Southern Ore. 89 87

San Jose St.

Average RPI Win:	252	WON-LOST	WINNING	LAST 10	STRENGTH OF	OPP. STRENGTH	TEAM	ADJ.	CONF.	ADJ CONF.
Average RPI Loss:	157	RECORD	PCT. RANK	GAMES	SCHEDULE	OF SCHEDULE	RPI	RPI	RPI	RPI
DIV. I ONLY	8- 18	270	4- 6	266	137	285	285	14	14	
DIV. I NON-CONF.	3- 7	254	0- 0	325	173	311	311	12	12	

TOTALS	RPI 1-25	RPI 26-50	W-L RECORDS	RPI 51-100	RPI 101-999	RPI 201+				
8- 18	0- 0	0- 4	OVERALL	0- 1	8- 13	5- 5				
5- 8	0- 0	0- 3	HOME	0- 0	5- 5	2- 2				
3- 10	0- 0	0- 0	AWAY	0- 0	3- 0	3- 0				
0- 0	0- 0	0- 0	NEUTRAL	0- 0	0- 0	0- 0				
3- 7	0- 0	0- 2	NON-CONFERENCE	0- 0	3- 5	2- 4				
1- 4	0- 0	0- 2	HOME	0- 0	1- 2	0- 2				
2- 3	0- 0	0- 0	AWAY	0- 0	2- 3	2- 2				
0- 0	0- 0	0- 0	NEUTRAL	0- 0	0- 0	0- 0				
5- 11	0- 0	0- 2	CONFERENCE	0- 1	5- 8	3- 1				
4- 4	0- 0	0- 1	HOME	0- 0	4- 3	2- 0				
1- 7	0- 0	0- 1	AWAY	0- 1	1- 5	1- 1				
0- 0	0- 0	0- 0	NEUTRAL	0- 0	0- 0	0- 0				

RPI	S	Opponent	Score	RPI	S	Opponent	Score	RPI	S	Opponent	Score	RPI	S	Opponent	Score
36	H	Cal i forn i a	41 79	76	A	Saint Mary's (CA)	46 59	140	A	BYU	47 65	140	H	BYU	34 55
48	A	Gonzaga	44 71					142	H	Loyol a Marymount	51 65	154	A	San Franci sco	47 64
48	H	Gonzaga	51 63					154	H	San Franci sco	54 58	177	A	Paci fi c	37 55
49	H	Southern Cal i forn i a	43 64					177	H	Paci fi c	57 55	183	A	Northwestern	47 57
								189	A	San Di ego	40 51	189	H	San Di ego	59 50
								197	H	UC Santa Barbara	68 63	218	A	Nevada	41 52
								230	A	Pepperdi ne	55 56	230	H	Pepperdi ne	54 50
								244	H	San Jose St.	66 71	264	A	San Di ego St.	48 34
								276	A	Grand Canyon	38 39	317	A	Portland	50 43
								317	H	Portland	67 57	324	H	Cal St. Fullerton	69 73
								326	A	Ill. -Chicago	45 36				
LAST 12 Division I GAMES:															
177	H	Paci fi c	57 55	230	H	Pepperdi ne	54 50								
317	H	Portland	67 57	189	H	San Di ego	59 50								
189	A	San Di ego	40 51	48	A	Gonzaga	44 71								
140	H	BYU	34 55	154	H	San Franci sco	54 58								
154	A	San Franci sco	47 64	140	A	BYU	47 65								
177	A	Paci fi c	37 55	76	A	Saint Mary's (CA)	46 59								

Non-Div I Games: Menlo 104 61

Santa Clara

Average RPI Win:	336	WON-LOST	WINNING	LAST 10	STRENGTH OF	OPP. STRENGTH	TEAM	ADJ.	CONF.	ADJ CONF.
Average RPI Loss:	212	RECORD	PCT. RANK	GAMES	SCHEDULE	OF SCHEDULE	RPI	RPI	RPI	RPI
DIV. I ONLY	2- 21	339	1- 8	308	305	343	343	30	30	
DIV. I NON-CONF.	1- 9	318	0- 0	248	131	304	304	30	30	

TOTALS	RPI 1-25	RPI 26-50	W-L RECORDS	RPI 51-100	RPI 101-999	RPI 201+				
2- 21	0- 1	0- 1	OVERALL	0- 1	2- 18	2- 15				
0- 7	0- 0	0- 0	HOME	0- 0	0- 7	0- 7				
2- 11	0- 1	0- 1	AWAY	0- 1	2- 8	2- 6				
0- 3	0- 0	0- 0	NEUTRAL	0- 0	0- 3	0- 2				
1- 9	0- 1	0- 1	NON-CONFERENCE	0- 1	1- 6	1- 3				
0- 0	0- 0	0- 0	HOME	0- 0	0- 0	0- 0				
1- 6	0- 1	0- 1	AWAY	0- 1	1- 3	1- 1				
0- 3	0- 0	0- 0	NEUTRAL	0- 0	0- 3	0- 2				
1- 12	0- 0	0- 0	CONFERENCE	0- 0	1- 12	1- 12				
0- 7	0- 0	0- 0	HOME	0- 0	0- 7	0- 7				
1- 5	0- 0	0- 0	AWAY	0- 0	1- 5	1- 5				
0- 0	0- 0	0- 0	NEUTRAL	0- 0	0- 0	0- 0				

RPI 1-25				RPI 26-50				RPI 51-100				RPI 101+				Team's RPI: 343
RPI	S	Opponent	Score	RPI	S	Opponent	Score	RPI	S	Opponent	Score	RPI	S	Opponent	Score	
17	A	South Carolina	38 99	38	A	Oregon St.	36 84	99	A	Jacksonville	46 74	158	N	Florida	40 90	
												185	A	East Carolina	37 103	
												186	A	Wisconsin	24 82	
												205	A	Hampton	41 88	
												205	H	Hampton	53 81	
												206	H	N.C. A&T	44 69	
												208	N	Providence	48 78	
												210	A	Norfolk St.	51 83	
												210	H	Norfolk St.	58 78	
												211	N	Richmond	63 100	
												258	A	Morgan St.	67 73	
												258	H	Morgan St.	41 70	
												262	H	Howard	59 87	
												271	H	UMES	56 68	
												304	A	Alabama St.	61 81	
												310	A	Coppin St.	57 66	
												318	H	South Carolina St.	60 71	
												329	A	Ga. Southern	71 67	
												333	A	Delaware St.	79 93	
												342	A	Florida A&M	65 47	
LAST 12 Division I GAMES:																
205	A	Hampton	41 88	333	A	Delaware St.	79 93									
210	A	Norfolk St.	51 83	210	H	Norfolk St.	58 78									
206	H	N.C. A&T	44 69	205	H	Hampton	53 81									
258	H	Morgan St.	41 70	262	H	Howard	59 87									
318	H	South Carolina St.	60 71	271	H	UMES	56 68									
342	A	Florida A&M	65 47	258	A	Morgan St.	67 73									

Non-Div I Games: LaGrange 86 44 Allen 79 41

Savannah St.

Average RPI Win:	250	WON-LOST	WINNING	LAST 10	STRENGTH OF	OPP. STRENGTH	TEAM	ADJ.	CONF.	ADJ CONF.
Average RPI Loss:	192	RECORD	PCT. RANK	GAMES	SCHEDULE	OF SCHEDULE	RPI	RPI	RPI	RPI
DIV. I ONLY	13- 13	173	7- 3	280	285	221	221	31	31	
DIV. I NON-CONF.	6- 9	214	0- 1	165	220	210	210	31	31	

TOTALS	RPI 1-25	RPI 26-50	W-L RECORDS	RPI 51-100	RPI 101-999	RPI 201+				
13- 13	0- 0	0- 1	OVERALL	0- 1	13- 11	9- 7				
6- 6	0- 0	0- 0	HOME	0- 1	6- 5	4- 2				
7- 7	0- 0	0- 1	AWAY	0- 0	7- 6	5- 5				
0- 0	0- 0	0- 0	NEUTRAL	0- 0	0- 0	0- 0				
6- 9	0- 0	0- 1	NON-CONFERENCE	0- 1	6- 7	2- 3				
2- 6	0- 0	0- 0	HOME	0- 1	2- 5	0- 2				
4- 3	0- 0	0- 1	AWAY	0- 0	4- 2	2- 1				
0- 0	0- 0	0- 0	NEUTRAL	0- 0	0- 0	0- 0				
7- 4	0- 0	0- 0	CONFERENCE	0- 0	7- 4	7- 4				
4- 0	0- 0	0- 0	HOME	0- 0	4- 0	4- 0				
3- 4	0- 0	0- 0	AWAY	0- 0	3- 4	3- 4				
0- 0	0- 0	0- 0	NEUTRAL	0- 0	0- 0	0- 0				

RPI	S	Opponent	Score	RPI	S	Opponent	Score	RPI	S	Opponent	Score	RPI	S	Opponent	Score	Team's RPI: 221
36	A	Cal i forni a	67 87	64	H	UC Davi s	53 79	129	H	Portland St.	91 77	130	A	Idaho	68 60	
								143	H	Idaho St.	69 74	177	H	Paci fic	73 85	
								184	A	Washi ngton	76 84	189	H	San Di ego	80 73	
								195	H	UC Irvi ne	79 84	197	A	UC Santa Barbara	77 71	
								203	A	CSUN	62 67	212	A	CSU Bakersfi eld	68 75	
								218	H	Nevada	65 74	230	A	Pepperdi ne	65 62	
								233	A	New Mexico St.	53 64	233	H	New Mexico St.	69 59	
								245	A	Montana	78 64	249	H	Hawai i	58 73	
								276	A	Grand Canyon	63 74	283	A	UMKC	62 58	
								283	H	UMKC	66 62	311	A	UTRGV	67 69	
								311	H	UTRGV	64 56	325	A	Utah Val ley	77 75	
								345	A	Chi cago St.	63 56	345	H	Chi cago St.	72 60	
LAST 12 Di vi si on I GAMES:																
233	A	New Mexico St.	53 64	311	H	UTRGV	64 56	233	H	New Mexico St.	69 59	283	A	UMKC	62 58	
311	A	UTRGV	67 69	233	H	New Mexico St.	69 59	345	A	Chi cago St.	63 56	276	A	Grand Canyon	63 74	
345	H	Chi cago St.	72 60	283	A	UMKC	62 58	203	A	CSUN	62 67					
283	H	UMKC	66 62													
325	A	Utah Val ley	77 75													
212	A	CSU Bakersfi eld	68 75													

Non-Di v I Games:

Seattle U

Average RPI Win:	194	WON-LOST	WINNING	LAST 10	STRENGTH OF	OPP. STRENGTH	TEAM	ADJ.	CONF.	ADJ CONF.
Average RPI Loss:	46	RECORD	PCT. RANK	GAMES	SCHEDULE	OF SCHEDULE	RPI	RPI	RPI	RPI
DIV. I ONLY	15- 12	143	5- 5	98	70	103	103	6	6	
DIV. I NON-CONF.	8- 3	65	0- 0	134	182	92	92	6	6	

TOTALS	RPI 1-25	RPI 26-50	W-L RECORDS	RPI 51-100	RPI 101-999	RPI 201+				
15- 12	0- 3	0- 6	OVERALL	2- 1	13- 2	8- 0				
11- 4	0- 2	0- 2	HOME	1- 0	10- 0	6- 0				
4- 8	0- 1	0- 4	AWAY	1- 1	3- 2	2- 0				
0- 0	0- 0	0- 0	NEUTRAL	0- 0	0- 0	0- 0				
8- 3	0- 1	0- 2	NON-CONFERENCE	1- 0	7- 0	4- 0				
6- 2	0- 1	0- 1	HOME	0- 0	6- 0	4- 0				
2- 1	0- 0	0- 1	AWAY	1- 0	1- 0	0- 0				
0- 0	0- 0	0- 0	NEUTRAL	0- 0	0- 0	0- 0				
7- 9	0- 2	0- 4	CONFERENCE	1- 1	6- 2	4- 0				
5- 2	0- 1	0- 1	HOME	1- 0	4- 0	2- 0				
2- 7	0- 1	0- 3	AWAY	0- 1	2- 2	2- 0				
0- 0	0- 0	0- 0	NEUTRAL	0- 0	0- 0	0- 0				

RPI 1-25				RPI 26-50				RPI 51-100				RPI 101+				Team's RPI: 103
RPI	S	Opponent	Score	RPI	S	Opponent	Score	RPI	S	Opponent	Score	RPI	S	Opponent	Score	
9	H	UCLA	68 77	28	A	DePaul	66 89	54	A	St. John's (NY)	56 75	106	A	Butler	48 66	
23	A	Villanova	53 59	30	A	Marquette	84 97	54	H	St. John's (NY)	62 57	106	H	Butler	75 64	
23	H	Villanova	59 67	33	A	Rutgers	45 70	100	A	Wake Forest	67 57	121	A	Georgetown	52 71	
				35	H	Princeton	83 85					121	H	Georgetown	70 65	
				42	A	Creighton	64 81					161	H	Marist	85 60	
				42	H	Creighton	51 68					180	H	Jacksonville St.	73 54	
												194	A	Boston College	73 53	
												208	A	Providence	65 56	
												208	H	Providence	65 56	
												219	A	Xavier	62 51	
												219	H	Xavier	58 53	
												250	H	Fairfield	80 61	
												266	H	St. Francis Brooklyn	84 50	
												273	H	Rider	85 49	
												348	H	Saint Peter's	91 49	

LAST 12 Division I GAMES:																
54	A	St. John's (NY)	56 75	208	A	Providence	65 56									
23	A	Villanova	53 59	54	H	St. John's (NY)	62 57									
121	A	Georgetown	52 71	121	H	Georgetown	70 65									
106	H	Butler	75 64	23	H	Villanova	59 67									
219	H	Xavier	58 53	219	A	Xavier	62 51									
42	A	Creighton	64 81	106	A	Butler	48 66									

Non-Div I Games:

Seton Hall

S
i
e
n
a

Siena				Through Games Of Feb. 21, 2018						
Average RPI Win:	272	WON-LOST	WINNING	LAST 10	STRENGTH OF	OPP. STRENGTH	TEAM	ADJ.	CONF.	ADJ CONF.
Average RPI Loss:	135	RECORD	PCT. RANK	GAMES	SCHEDULE	OF SCHEDULE	RPI	RPI	RPI	RPI
DIV. I ONLY	14- 13	169	7- 3	242	254	192	192	28	28	
DIV. I NON-CONF.	5- 6	187	0- 0	135	147	155	155	26	26	

TOTALS	RPI 1-25	RPI 26-50	W-L RECORDS	RPI 51-100	RPI 101-999	RPI 201+				
14- 13	0- 0	0- 3	OVERALL	0- 4	14- 6	13- 4				
8- 4	0- 0	0- 1	HOME	0- 2	8- 1	7- 1				
6- 9	0- 0	0- 2	AWAY	0- 2	6- 5	6- 3				
0- 0	0- 0	0- 0	NEUTRAL	0- 0	0- 0	0- 0				
5- 6	0- 0	0- 1	NON-CONFERENCE	0- 4	5- 1	5- 0				
3- 2	0- 0	0- 0	HOME	0- 2	3- 0	3- 0				
2- 4	0- 0	0- 1	AWAY	0- 2	2- 1	2- 0				
0- 0	0- 0	0- 0	NEUTRAL	0- 0	0- 0	0- 0				
9- 7	0- 0	0- 2	CONFERENCE	0- 0	9- 5	8- 4				
5- 2	0- 0	0- 1	HOME	0- 0	5- 1	4- 1				
4- 5	0- 0	0- 1	AWAY	0- 0	4- 4	4- 3				
0- 0	0- 0	0- 0	NEUTRAL	0- 0	0- 0	0- 0				

S
i
e
n
a

RPI 1-25				RPI 26-50				RPI 51-100				RPI 101+ Team's RPI: 192			
RPI	S	Opponent	Score	RPI	S	Opponent	Score	RPI	S	Opponent	Score	RPI	S	Opponent	Score
				33	A	Rutgers	47 59	55	H	FGCU	50 63	157	A	Hartford	62 71
				41	A	Quinnipiac	54 68	73	A	Harvard	67 75	161	A	Marist	54 73
				41	H	Quinnipiac	72 83	83	H	Albany (NY)	63 78	161	H	Marist	58 53
								84	A	Penn St.	72 86	237	A	Hofstra	70 60
												247	A	Niagara	50 65
												247	H	Niagara	68 73
												248	H	St. Bonaventure	70 62
												250	A	Fairfield	43 44
												250	H	Fairfield	51 40
												255	A	Manhattan	56 54
												255	H	Manhattan	56 51
												262	H	Howard	72 61
												269	H	Sacred Heart	62 57
												273	A	Rider	71 67
												275	A	Colgate	73 70
												284	A	Canisius	57 65
												302	H	Monmouth	44 41
												336	A	Iona	70 48
												336	H	Iona	64 51
												348	A	Saint Peter's	62 59

LAST 12 Division I GAMES:															
				250	A	Fairfield	43 44	255	H	Manhattan	56 51				
				255	A	Manhattan	56 54	250	H	Fairfield	51 40				
				41	H	Quinnipiac	72 83	336	A	Iona	70 48				
				302	H	Monmouth	44 41	161	H	Marist	58 53				
				161	A	Marist	54 73	247	A	Niagara	50 65				
				348	A	Saint Peter's	62 59	284	A	Canisius	57 65				

Non-Div I Games:

Siena

Average RPI Win:	226	WON-LOST	WINNING	LAST 10	STRENGTH OF	OPP. STRENGTH	TEAM	ADJ.	CONF.	ADJ CONF.
Average RPI Loss:	148	RECORD	PCT. RANK	GAMES	SCHEDULE	OF SCHEDULE	RPI	RPI	RPI	RPI

DIV. I ONLY	14- 10	128	5- 5	176	237	141	141	22	22
DIV. I NON-CONF.	6- 4	122	0- 0	64	201	76	76	23	23
TOTALS	RPI 1-25	RPI 26-50	W-L RECORDS	RPI 51-100	RPI 101-999	RPI 201+			
14- 10	0- 1	0- 0	OVERALL	0- 2	14- 7	8- 2			
8- 4	0- 0	0- 0	HOME	0- 2	8- 2	5- 0			
6- 6	0- 1	0- 0	AWAY	0- 0	6- 5	3- 2			
0- 0	0- 0	0- 0	NEUTRAL	0- 0	0- 0	0- 0			
6- 4	0- 1	0- 0	NON-CONFERENCE	0- 2	6- 1	3- 0			
3- 2	0- 0	0- 0	HOME	0- 2	3- 0	1- 0			
3- 2	0- 1	0- 0	AWAY	0- 0	3- 1	2- 0			
0- 0	0- 0	0- 0	NEUTRAL	0- 0	0- 0	0- 0			
8- 6	0- 0	0- 0	CONFERENCE	0- 0	8- 6	5- 2			
5- 2	0- 0	0- 0	HOME	0- 0	5- 2	4- 0			
3- 4	0- 0	0- 0	AWAY	0- 0	3- 4	1- 2			
0- 0	0- 0	0- 0	NEUTRAL	0- 0	0- 0	0- 0			

RPI 1-25	RPI 26-50	RPI 51-100	RPI 101+	Team's RPI: 141
RPI S Opponent Score	RPI S Opponent Score	RPI S Opponent Score	RPI S Opponent Score	
20 A NC State 50 71		79 H UAB 66 78	107 A North Carolina 85 84	
		99 H Jacksonville 58 60	108 H Little Rock 35 47	
			124 H Central Ark. 64 43	
			132 A Texas St. 63 78	
			144 A Ole Miss 59 66	
			159 A UT Arlington 76 63	
			168 A Troy 71 82	
			168 H Troy 79 68	
			176 A Louisiana 72 57	
			187 H Southern U. 69 65	
			198 H Arkansas St. 60 75	
			202 A Southern Miss. 78 57	
			227 H New Orleans 67 45	
			256 A Coastal Caro. 56 71	
			256 H Coastal Caro. 68 62	
			272 A Appalachian St. 56 57	
			272 H Appalachian St. 54 52	
			304 A Alabama St. 59 47	
			315 H Georgia St. 88 52	
			329 H Ga. Southern 79 52	
			339 A La.-Monroe 67 60	
LAST 12 Division I GAMES:				
256 A Coastal Caro. 56 71	176 A Louisiana 72 57	272 H Appalachian St. 54 52		
272 A Appalachian St. 56 57	256 H Coastal Caro. 68 62	168 H Troy 79 68		
198 H Arkansas St. 60 75	159 A UT Arlington 76 63	132 A Texas St. 63 78		
108 H Little Rock 35 47				
168 A Troy 71 82				
339 A La.-Monroe 67 60				

Non-Div I Games: Ga. Southwestern 73 42

Average RPI Win: 134		WON-LOST	WINNING	LAST 10	STRENGTH OF	OPP. STRENGTH	TEAM	ADJ.	CONF.	ADJ CONF.
Average RPI Loss: 6		RECORD	PCT. RANK	GAMES	SCHEDULE	OF SCHEDULE	RPI	RPI	RPI	RPI
DIV. I ONLY		22- 5	22	8- 2	50	3	17	17	2	2
DIV. I NON-CONF.		11- 2	22	0- 1	152	7	43	43	2	2

TOTALS	RPI 1-25		RPI 26-50		W-L RECORDS		RPI 51-100		RPI 101-999	RPI 201+
22- 5	4- 5		2- 0		OVERALL		4- 0		12- 0	5- 0
12- 2	3- 2		0- 0		HOME		1- 0		8- 0	5- 0
8- 2	1- 2		1- 0		AWAY		2- 0		4- 0	0- 0
2- 1	0- 1		1- 0		NEUTRAL		1- 0		0- 0	0- 0
11- 2	2- 2		1- 0		NON-CONFERENCE		1- 0		7- 0	5- 0
6- 1	1- 1		0- 0		HOME		0- 0		5- 0	5- 0
3- 0	1- 0		0- 0		AWAY		0- 0		2- 0	0- 0
2- 1	0- 1		1- 0		NEUTRAL		1- 0		0- 0	0- 0
11- 3	2- 3		1- 0		CONFERENCE		3- 0		5- 0	0- 0
6- 1	2- 1		0- 0		HOME		1- 0		3- 0	0- 0
5- 2	0- 2		1- 0		AWAY		2- 0		2- 0	0- 0
0- 0	0- 0		0- 0		NEUTRAL		0- 0		0- 0	0- 0

RPI	S	Opponent	Score	RPI	S	Opponent	Score	RPI	S	Opponent	Score	RPI	S	Opponent	Score
1	N	Notre Dame	85 92	27	A	Georgia	77 65	54	N	St. John's (NY)	76 58	104	H	Auburn	71 63
2	H	UConn	58 83	33	N	Rutgers	78 68	81	A	Alabama	79 66	116	H	Arkansas	90 42
3	A	Mississippi St.	53 67					95	A	Kentucky	81 64	135	A	Vanderbilt	95 82
10	H	Tennessee	70 86					95	H	Kentucky	81 63	136	A	Clemson	66 36
12	A	Missouri	74 83									144	A	Ole Miss	88 62
12	H	Missouri	64 54									158	H	Florida	64 57
13	H	Duke	72 52									190	A	Temple	87 60
21	H	Texas A&M	61 59									253	H	Col. of Charleston	69 43
22	A	Maryland	94 86									299	H	Wofford	94 60
												304	H	Alabama St.	99 31
												309	H	Western Caro.	101 43
												343	H	Savannah St.	99 38

LAST 12 Division I GAMES:															
95	H	Kentucky	81 63	12	H	Missouri	64 54								
27	A	Georgia	77 65	116	H	Arkansas	90 42								
158	H	Florida	64 57	95	A	Kentucky	81 64								
81	A	Alabama	79 66	135	A	Vanderbilt	95 82								
3	A	Mississippi St.	53 67	10	H	Tennessee	70 86								
2	H	UConn	58 83	104	H	Auburn	71 63								

Non-Div I Games:

South Carolina

Average RPI Win:	299	WON-LOST	WINNING	LAST 10	STRENGTH OF	OPP. STRENGTH	TEAM	ADJ.	CONF.	ADJ CONF.
Average RPI Loss:	213	RECORD	PCT. RANK	GAMES	SCHEDULE	OF SCHEDULE	RPI	RPI	RPI	RPI

DIV. I ONLY	7- 16	272	4- 6	342	282	318	318	30	30
DIV. I NON-CONF.	3- 7	254	0- 0	341	164	313	313	30	30

TOTALS	RPI 1-25	RPI 26-50	W-L RECORDS	RPI 51-100	RPI 101-999	RPI 201+			
7- 16	0- 0	0- 0	OVERALL	0- 2	7- 14	7- 11			
4- 4	0- 0	0- 0	HOME	0- 0	4- 4	4- 4			
3- 12	0- 0	0- 0	AWAY	0- 0	3- 1	3- 1			
0- 0	0- 0	0- 0	NEUTRAL	0- 0	0- 0	0- 0			
3- 7	0- 0	0- 0	NON-CONFERENCE	0- 2	3- 5	3- 3			
1- 1	0- 0	0- 0	HOME	0- 0	1- 1	1- 1			
2- 6	0- 0	0- 0	AWAY	0- 2	2- 4	2- 2			
0- 0	0- 0	0- 0	NEUTRAL	0- 0	0- 0	0- 0			
4- 9	0- 0	0- 0	CONFERENCE	0- 0	4- 9	4- 8			
3- 3	0- 0	0- 0	HOME	0- 0	3- 3	3- 3			
1- 6	0- 0	0- 0	AWAY	0- 0	1- 6	1- 5			
0- 0	0- 0	0- 0	NEUTRAL	0- 0	0- 0	0- 0			

RPI 1-25	RPI 26-50	RPI 51-100	RPI 101+	Team's RPI: 318
RPI S Opponent Score	RPI S Opponent Score	RPI S Opponent Score	RPI S Opponent Score	
		62 A Mercer 53 74	112 A Bethune-Cookman 50 68	
		69 A Georgia Tech 40 86	136 A Clemson 48 56	
			138 A Charlotte 49 64	
			205 A Hampton 42 60	
			205 H Hampton 78 70	
			206 H N. C. A&T 54 74	
			210 A Norfolk St. 49 63	
			210 H Norfolk St. 67 71	
			258 A Morgan St. 55 65	
			262 H Howard 58 68	
			271 H UMES 54 51	
			277 A Old Dominion 35 52	
			291 A USC Upstate 44 63	
			309 H Western Caro. 75 45	
			310 A Coppin St. 39 56	
			310 H Coppin St. 67 65	
			313 A Charleston So. 60 58	
			329 H Ga. Southern 58 61	
			333 A Delaware St. 44 58	
			340 A Winthrop 65 37	
			343 A Savannah St. 71 60	
LAST 12 Division I GAMES:				
210 A Norfolk St. 49 63	310 A Coppin St. 39 56			
205 A Hampton 42 60	205 H Hampton 78 70			
206 H N. C. A&T 54 74	210 H Norfolk St. 67 71			
310 H Coppin St. 67 65	271 H UMES 54 51			
343 A Savannah St. 71 60	262 H Howard 58 68			
258 A Morgan St. 55 65	333 A Delaware St. 44 58			

Non-Div I Games: Johnson & Wales (NC) 40 Columbia Int'l 82 38

South Carolina St.

Average RPI Win: 193

Average RPI Loss: 96

WON-LOST
RECORDWINNING
PCT. RANKLAST 10
GAMESSTRENGTH OF
SCHEDULEOPP. STRENGTH
OF SCHEDULETEAM
RPIADJ.
RPICONF.
RPIADJ CONF.
RPIDIV. I ONLY
DIV. I NON-CONF.21- 5
7- 531
1329- 0
0- 0151
188129
5657
13357
13313
1613
16

TOTALS

RPI 1-25

RPI 26-50

W-L RECORDS

RPI 51-100

RPI 101-999

RPI 201+

21- 5

0- 1

3- 0

OVERALL

0- 1

18- 3

10- 0

11- 1

0- 0

2- 0

HOME

0- 0

9- 1

5- 0

9- 2

0- 0

1- 0

AWAY

0- 0

8- 2

4- 0

1- 2

0- 1

0- 0

NEUTRAL

0- 1

1- 0

1- 0

7- 5

0- 1

1- 0

NON-CONFERENCE

0- 1

6- 3

4- 0

4- 1

0- 0

1- 0

HOME

0- 0

3- 1

2- 0

2- 2

0- 0

0- 0

AWAY

0- 0

2- 2

1- 0

1- 2

0- 1

0- 0

NEUTRAL

0- 1

1- 0

1- 0

14- 0

0- 0

2- 0

CONFERENCE

0- 0

12- 0

6- 0

7- 0

0- 0

1- 0

HOME

0- 0

6- 0

3- 0

7- 0

0- 0

1- 0

AWAY

0- 0

6- 0

3- 0

0- 0

0- 0

0- 0

NEUTRAL

0- 0

0- 0

0- 0

RPI 1-25

RPI 26-50

RPI 51-100

Team's RPI: 57

RPI 101+

RPI S Opponent Score
10 N Tennessee 49 69RPI S Opponent Score
32 A South Dakota St. 67 61
32 H South Dakota St. 80 75
42 H Creighton 73 68RPI S Opponent Score
63 N Oklahoma St. 68 76RPI S Opponent Score
109 A SFA 55 77
113 A Western Ill. 82 58
113 H Western Ill. 92 81
119 A Iowa St. 76 81
137 A Wichita St. 62 48
172 A Denver 82 60
172 H Denver 79 51
174 H North Dakota 76 71
179 H Tulsa 61 64
181 A Oral Roberts 73 68
181 H Oral Roberts 72 55
212 H CSU Bakersfield 66 50
231 H UC Riverside 75 66
241 A Omaha 72 50
241 H Omaha 70 46
263 N Indiana St. 71 59
278 A North Dakota St. 82 67
278 H North Dakota St. 80 54
301 A Incarnate Word 81 51
330 A Fort Wayne 79 60
330 H Fort Wayne 85 43

LAST 12 Division I GAMES:

32 H South Dakota St. 80 75
181 H Oral Roberts 72 55
241 A Omaha 72 50
330 A Fort Wayne 79 60
278 H North Dakota St. 80 54
113 H Western Ill. 92 81172 A Denver 82 60
32 A South Dakota St. 67 61
241 H Omaha 70 46
181 A Oral Roberts 73 68
330 H Fort Wayne 85 43
113 A Western Ill. 82 58

Non-Div I Games:

Mt. Marty

87 25

Doane

96 54

Bellevue

89 32

South Dakota

Loss, Non-Conf, S Site, H Home A Away N Neutral

Average RPI Win:	174	WON-LOST	WINNING	LAST 10	STRENGTH OF	OPP. STRENGTH	TEAM	ADJ.	CONF.	ADJ CONF.
Average RPI Loss:	39	RECORD	PCT. RANK	GAMES	SCHEDULE	OF SCHEDULE	RPI	RPI	RPI	RPI
DIV. I ONLY	21- 6	36	7- 2	57	102	32	32	13	13	
DIV. I NON-CONF.	10- 4	73	0- 0	30	13	26	26	16	16	
TOTALS	RPI 1-25	RPI 26-50	W-L RECORDS	RPI 51-100	RPI 101-999	RPI 201+				
21- 6	2- 2	0- 1	OVERALL	2- 3	17- 0	7- 0				
12- 2	1- 1	0- 0	HOME	0- 1	11- 0	5- 0				
7- 4	0- 1	0- 1	AWAY	2- 2	5- 0	2- 0				
2- 0	1- 0	0- 0	NEUTRAL	0- 0	1- 0	0- 0				
10- 4	2- 2	0- 1	NON-CONFERENCE	2- 1	6- 0	2- 0				
6- 1	1- 1	0- 0	HOME	0- 0	5- 0	2- 0				
2- 3	0- 1	0- 1	AWAY	2- 1	0- 0	0- 0				
2- 0	1- 0	0- 0	NEUTRAL	0- 0	1- 0	0- 0				
11- 2	0- 0	0- 0	CONFERENCE	0- 2	11- 0	5- 0				
6- 1	0- 0	0- 0	HOME	0- 1	6- 0	3- 0				
5- 1	0- 0	0- 0	AWAY	0- 1	5- 0	2- 0				
0- 0	0- 0	0- 0	NEUTRAL	0- 0	0- 0	0- 0				

RPI 1-25				RPI 26-50				Team's RPI: 32				RPI 51-100				RPI 101+			
RPI	S	Opponent	Score	RPI	S	Opponent	Score	RPI	S	Opponent	Score	RPI	S	Opponent	Score	RPI	S	Opponent	Score
4	H	Louisville	64 68	42	A	Creighton	65 72	55	A	FGCU	78 87	113	A	Western Ill.	70 42				
16	A	Green Bay	41 55					57	A	South Dakota	75 80	113	H	Western Ill.	84 48				
20	N	NC State	75 67					57	H	South Dakota	61 67	137	H	Wichita St.	96 64				
24	H	Oklahoma	67 61					78	A	Drake	85 78	138	N	Charlotte	71 70				
								88	A	George Washington	97 88	152	H	UNI	57 47				
												172	A	Denver	69 58				
												172	H	Denver	95 59				
												174	H	North Dakota	66 52				
												181	A	Oral Roberts	77 70				
												181	H	Oral Roberts	96 72				
												209	H	Bowling Green	76 44				
												241	A	Omaha	103 54				
												241	H	Omaha	89 64				
												278	A	North Dakota St.	85 64				
												278	H	North Dakota St.	83 63				
												330	H	Fort Wayne	105 49				
												335	H	NJIT	92 48				
LAST 12 Division I GAMES:																			
57	A	South Dakota	75 80	330	H	Fort Wayne	105 49												
113	A	Western Ill.	70 42	57	H	South Dakota	61 67												
181	H	Oral Roberts	96 72	113	H	Western Ill.	84 48												
172	H	Denver	95 59	181	A	Oral Roberts	77 70												
241	A	Omaha	103 54	172	A	Denver	69 58												
278	A	North Dakota St.	85 64	278	H	North Dakota St.	83 63												

Non-Div I Games: Dakota Wesleyan 76 63

South Dakota St.

Average RPI Win:	134	WON-LOST	WINNING	LAST 10	STRENGTH OF	OPP. STRENGTH	TEAM	ADJ.	CONF.	ADJ CONF.
Average RPI Loss:	46	RECORD	PCT. RANK	GAMES	SCHEDULE	OF SCHEDULE	RPI	RPI	RPI	RPI

DIV. I ONLY	23- 5	20	9- 1	64	18	19	19	8	8
DIV. I NON-CONF.	11- 3	45	1- 0	57	2	21	21	7	7
TOTALS	RPI 1-25	RPI 26-50	W-L RECORDS	RPI 51-100	RPI 101-999	RPI 201+			
23- 5	2- 3	1- 0	OVERALL	6- 1	14- 1	3- 0			
12- 1	2- 1	0- 0	HOME	2- 0	8- 0	2- 0			
8- 2	0- 1	0- 0	AWAY	2- 0	6- 1	1- 0			
3- 2	0- 1	1- 0	NEUTRAL	2- 1	0- 0	0- 0			
11- 3	2- 2	1- 0	NON-CONFERENCE	3- 1	5- 0	2- 0			
6- 0	2- 0	0- 0	HOME	0- 0	4- 0	1- 0			
2- 1	0- 1	0- 0	AWAY	1- 0	1- 0	1- 0			
3- 2	0- 1	1- 0	NEUTRAL	2- 1	0- 0	0- 0			
12- 2	0- 1	0- 0	CONFERENCE	3- 0	9- 1	1- 0			
6- 1	0- 1	0- 0	HOME	2- 0	4- 0	1- 0			
6- 1	0- 0	0- 0	AWAY	1- 0	5- 1	0- 0			
0- 0	0- 0	0- 0	NEUTRAL	0- 0	0- 0	0- 0			

RPI 1-25	Team's RPI: 19	RPI 26-50	RPI 51-100	RPI 101+
RPI S Opponent Score	RPI S Opponent Score	RPI S Opponent Score	RPI S Opponent Score	RPI S Opponent Score
1 N Notre Dame 66 76	29 N Dayton 93 87	51 A UCF 77 68	106 H Butler 71 55	
2 H UConn 49 100		51 H UCF 62 45	117 A Tulane 63 53	
7 H Ohio St. 84 65		54 N St. John's (NY) 68 59	117 H Tulane 75 46	
24 A Oklahoma 74 79		56 H Houston 81 65	125 A Cincinnati 69 46	
25 H LSU 61 55		67 N Michigan St. 73 83	137 A Wichita St. 56 64	
		88 A George Washington 83 78	179 A Tulsa 71 57	
		98 N Washington St. 82 45	185 H East Carolina 88 47	
			187 H Southern U. 108 48	
			190 A Temple 89 73	
			190 H Temple 76 60	
			198 H Arkansas St. 98 55	
			201 A Memphis 81 62	
			207 H SMU 64 54	
			305 A FIU 82 52	
			321 H Houston Baptist 90 43	
LAST 12 Division I GAMES:				
56 H Houston 81 65	179 A Tulsa 71 57			
51 A UCF 77 68	190 H Temple 76 60			
207 H SMU 64 54	137 A Wichita St. 56 64			
7 H Ohio St. 84 65	201 A Memphis 81 62			
185 H East Carolina 88 47	51 H UCF 62 45			
117 A Tulane 63 53	190 A Temple 89 73			

Non-Div I Games:

South Fla.

Average RPI Win: 285	WON-LOST RECORD	WINNING PCT. RANK	LAST 10 GAMES	STRENGTH OF SCHEDULE	OPP. STRENGTH OF SCHEDULE	TEAM RPI	ADJ. RPI	CONF. RPI	ADJ CONF. RPI
Average RPI Loss: 144									
DIV. I ONLY	11- 15	220	5- 5	183	300	220	220	25	25
DIV. I NON-CONF.	3- 7	254	0- 0	52	222	187	187	27	27

TOTALS	RPI 1-25	RPI 26-50	W-L RECORDS	RPI 51-100	RPI 101-999	RPI 201+			
11- 15	0- 1	0- 1	OVERALL	0- 1	11- 12	9- 2			
7- 4	0- 0	0- 0	HOME	0- 1	7- 3	6- 1			
3- 11	0- 0	0- 0	AWAY	0- 0	3- 1	3- 0			
1- 0	0- 0	0- 0	NEUTRAL	0- 0	1- 0	0- 0			
3- 7	0- 1	0- 1	NON-CONFERENCE	0- 0	3- 5	2- 0			
2- 1	0- 0	0- 0	HOME	0- 0	2- 1	2- 0			
0- 6	0- 1	0- 1	AWAY	0- 0	0- 4	0- 0			
1- 0	0- 0	0- 0	NEUTRAL	0- 0	1- 0	0- 0			
8- 8	0- 0	0- 0	CONFERENCE	0- 1	8- 7	7- 2			
5- 3	0- 0	0- 0	HOME	0- 1	5- 2	4- 1			
3- 5	0- 0	0- 0	AWAY	0- 0	3- 5	3- 1			
0- 0	0- 0	0- 0	NEUTRAL	0- 0	0- 0	0- 0			

RPI 1-25				RPI 26-50				RPI 51-100				RPI 101+ Team's RPI: 220			
RPI	S	Opponent	Score	RPI	S	Opponent	Score	RPI	S	Opponent	Score	RPI	S	Opponent	Score
4	A	Louisville	40 80	39	A	Ball St.	56 69	68	H	Belmont	57 67	101	A	George Mason	38 57
												113	A	Western Ill.	59 87
												122	N	Saint Francis (PA)	82 50
												125	A	Cincinnati	52 65
												145	A	Kansas	50 51
												148	A	SIUE	57 65
												148	H	SIUE	72 62
												163	H	Southern Ill.	74 79
												180	A	Jacksonville St.	48 55
												193	A	UT Martin	65 72
												199	A	Morehead St.	58 60
												199	H	Morehead St.	56 59
												242	A	Austin Peay	65 66
												242	H	Austin Peay	50 61
												274	H	Bradley	57 53
												300	A	Murray St.	85 74
												300	H	Murray St.	80 70
												308	H	Eastern Ky.	69 55
												314	A	Tennessee Tech	70 66
												328	H	Tennessee St.	71 66
												347	A	Eastern Ill.	77 54
												347	H	Eastern Ill.	51 48
												349	H	Evansville	74 65

LAST 12 Division I GAMES:															
				148	H	SIUE	72 62	180	A	Jacksonville St.	48 55				
				347	H	Eastern Ill.	51 48	314	A	Tennessee Tech	70 66				
				193	A	UT Martin	65 72	347	A	Eastern Ill.	77 54				
				199	A	Morehead St.	58 60	148	A	SIUE	57 65				
				242	H	Austin Peay	50 61	308	H	Eastern Ky.	69 55				
				300	H	Murray St.	80 70	199	H	Morehead St.	56 59				

Non-Div I Games: Evangel 72 60 Missouri Valley 69 34

Southeast Mo. St.

Average RPI Win:	236	WON-LOST	WINNING	LAST 10	STRENGTH OF	OPP. STRENGTH	TEAM	ADJ.	CONF.	ADJ CONF.
Average RPI Loss:	191	RECORD	PCT. RANK	GAMES	SCHEDULE	OF SCHEDULE	RPI	RPI	RPI	RPI
DIV. I ONLY	7- 19	287	6- 4	237	289	290	290	26	26	
DIV. I NON-CONF.	1- 10	327	0- 0	163	240	292	292	25	25	

TOTALS	RPI 1-25	RPI 26-50	W-L RECORDS	RPI 51-100	RPI 101-999	RPI 201+				
7- 19	0- 1	0- 0	OVERALL	0- 1	7- 17	5- 10				
4- 6	0- 0	0- 0	HOME	0- 0	4- 6	3- 4				
3- 12	0- 1	0- 0	AWAY	0- 1	3- 10	2- 6				
0- 1	0- 0	0- 0	NEUTRAL	0- 0	0- 1	0- 0				
1- 10	0- 1	0- 0	NON-CONFERENCE	0- 1	1- 8	0- 4				
0- 3	0- 0	0- 0	HOME	0- 0	0- 3	0- 2				
1- 6	0- 1	0- 0	AWAY	0- 1	1- 4	0- 2				
0- 1	0- 0	0- 0	NEUTRAL	0- 0	0- 1	0- 0				
6- 9	0- 0	0- 0	CONFERENCE	0- 0	6- 9	5- 6				
4- 3	0- 0	0- 0	HOME	0- 0	4- 3	3- 2				
2- 6	0- 0	0- 0	AWAY	0- 0	2- 6	2- 4				
0- 0	0- 0	0- 0	NEUTRAL	0- 0	0- 0	0- 0				

RPI 1-25				RPI 26-50				RPI 51-100				RPI 101+				Team's RPI: 290
RPI	S	Opponent	Score	RPI	S	Opponent	Score	RPI	S	Opponent	Score	RPI	S	Opponent	Score	
25	A	LSU	56 84					71	A	TCU	62 112	104	A	Auburn	46 80	
												109	A	SFA	67 79	
												112	A	Bethune-Cookman	60 58	
												114	H	Lamar University	58 75	
												124	A	Central Ark.	47 63	
												124	H	Central Ark.	78 70	
												125	A	Cincinnati	43 82	
												160	N	Kent St.	60 81	
												176	H	Louisiana	56 68	
												214	A	Akron	54 66	
												225	A	A&M-Corpus Christi	52 56	
												226	A	Abilene Christian	80 86	
												226	H	Abilene Christian	78 76	
												227	A	New Orleans	73 82	
												228	A	Grambling	52 61	
												238	A	Nicholls St.	66 57	
												279	A	McNeese	47 69	
												279	H	McNeese	65 77	
												294	H	Alcorn	77 84	
												301	H	Incarinate Word	65 54	
												316	H	Alabama A&M	74 76	
												321	A	Houston Baptist	76 61	
												332	H	Northwestern St.	71 65	
												337	H	Sam Houston St.	52 57	
LAST 12 Division I GAMES:																
226	H	Abilene Christian	78 76	238	A	Nicholls St.	66 57									
227	A	New Orleans	73 82	337	H	Sam Houston St.	52 57									
279	A	McNeese	47 69	332	H	Northwestern St.	71 65									
301	H	Incarinate Word	65 54	321	A	Houston Baptist	76 61									
124	H	Central Ark.	78 70	279	H	McNeese	65 77									
225	A	A&M-Corpus Christi	52 56	114	H	Lamar University	58 75									

Non-Div I Games:

Southeastern La.

■ Loss,
 ■ Non-Conf,
 ■ S Site,
 ■ Home
 ■ Away
 N Neutral

Average RPI	Win:	174	WON-LOST	WINNING	LAST 10	STRENGTH OF	OPP. STRENGTH	TEAM	ADJ.	CONF.	ADJ CONF.
Average RPI	Loss:	19	RECORD	PCT. RANK	GAMES	SCHEDULE	OF SCHEDULE	RPI	RPI	RPI	RPI
DIV. I ONLY		17- 10		101	4- 6	41	57	49	49	5	5
DIV. I NON-CONF.		10- 1		15	0- 0	181	234	44	44	3	3

TOTALS	RPI 1-25		RPI 26-50		W-L RECORDS	RPI 51-100		RPI 101-999		RPI 201+	
17- 10	0- 7		3- 3		OVERALL	2- 0		12- 0		7- 0	
5- 5	0- 4		2- 1		HOME	0- 0		3- 0		3- 0	
9- 5	0- 3		0- 2		AWAY	2- 0		7- 0		4- 0	
3- 0	0- 0		1- 0		NEUTRAL	0- 0		2- 0		0- 0	
10- 1	0- 1		1- 0		NON-CONFERENCE	0- 0		9- 0		6- 0	
2- 1	0- 1		0- 0		HOME	0- 0		2- 0		2- 0	
5- 0	0- 0		0- 0		AWAY	0- 0		5- 0		4- 0	
3- 0	0- 0		1- 0		NEUTRAL	0- 0		2- 0		0- 0	
7- 9	0- 6		2- 3		CONFERENCE	2- 0		3- 0		1- 0	
3- 4	0- 3		2- 1		HOME	0- 0		1- 0		1- 0	
4- 5	0- 3		0- 2		AWAY	2- 0		2- 0		0- 0	
0- 0	0- 0		0- 0		NEUTRAL	0- 0		0- 0		0- 0	

RPI 1-25				RPI 26-50				Team's RPI: 49				RPI 51-100				RPI 101+			
RPI	S	Opponent	Score	RPI	S	Opponent	Score	RPI	S	Opponent	Score	RPI	S	Opponent	Score	RPI	S	Opponent	Score
8	A	Oregon	74 80	36	A	Cal i forni a	64 76	94	A	Utah	58 47	120	N	Mi ddl e Tenn.	72 57				
8	H	Oregon	66 70	36	H	Cal i forni a	59 62	98	A	Washi ngton St.	73 72	142	A	Loyol a Marymount	80 70				
9	A	UCLA	46 59	38	A	Oregon St.	63 69					147	A	Col orado	86 51				
9	H	UCLA	70 84	38	H	Oregon St.	65 61					161	N	Mari st	78 57				
14	A	Stanford	65 72	40	H	Ari zona St.	77 62					184	A	Washi ngton	72 61				
14	H	Stanford	55 59	45	N	Purdue	58 46					231	A	UC Ri versi de	64 46				
21	H	Texas A&M	74 75									234	H	Montana St.	98 47				
												249	A	Hawai i	71 60				
												281	H	Ari zona	78 52				
												285	A	Santa Clara	64 43				
												306	H	Long Beach St.	75 60				
												311	A	UTRGV	71 64				
LAST 12 Division I GAMES:																			
38	A	Oregon St.	63 69	184	A	Washi ngton	72 61												
8	A	Oregon	74 80	98	A	Washi ngton St.	73 72												
281	H	Ari zona	78 52	36	H	Cal i forni a	59 62												
40	H	Ari zona St.	77 62	14	H	Stanford	55 59												
9	H	UCLA	70 84	94	A	Utah	58 47												
9	A	UCLA	46 59	147	A	Col orado	86 51												

Average RPI Win: 249	WON-LOST RECORD	WINNING PCT. RANK	LAST 10 GAMES	STRENGTH OF SCHEDULE	OPP. STRENGTH OF SCHEDULE	TEAM RPI	ADJ. RPI	CONF. RPI	ADJ CONF. RPI
Average RPI Loss: 143									
DIV. I ONLY	13- 12	163	5- 5	163	268	163	163	24	24
DIV. I NON-CONF.	4- 6	214	0- 0	53	232	128	128	22	22

TOTALS	RPI 1-25	RPI 26-50	W-L RECORDS	RPI 51-100	RPI 101-999	RPI 201+			
13- 12	0- 0	0- 2	OVERALL	1- 4	12- 6	9- 3			
6- 4	0- 0	0- 1	HOME	1- 1	5- 2	3- 1			
7- 6	0- 0	0- 0	AWAY	0- 0	7- 1	6- 1			
0- 2	0- 0	0- 1	NEUTRAL	0- 1	0- 0	0- 0			
4- 6	0- 0	0- 2	NON-CONFERENCE	0- 2	4- 2	2- 0			
1- 2	0- 0	0- 1	HOME	0- 0	1- 1	0- 0			
3- 2	0- 0	0- 0	AWAY	0- 1	3- 1	2- 0			
0- 2	0- 0	0- 1	NEUTRAL	0- 1	0- 0	0- 0			
9- 6	0- 0	0- 0	CONFERENCE	1- 2	8- 4	7- 3			
5- 2	0- 0	0- 0	HOME	1- 1	4- 1	3- 1			
4- 4	0- 0	0- 0	AWAY	0- 1	4- 3	4- 2			
0- 0	0- 0	0- 0	NEUTRAL	0- 0	0- 0	0- 0			

RPI S Opponent	Score	RPI S Opponent	Score	RPI S Opponent	Score	RPI S Opponent	Score
44 H Western Ky.	49 75	78 A Drake	73 84	148 H SIUE	53 57		
46 N Miami (FL)	65 75	78 H Drake	64 75	152 A UNI	63 71		
		79 A UAB	66 76	152 H UNI	60 53		
		83 N Albany (NY)	57 68	193 H UT Martin	84 72		
		97 H Missouri St.	71 69	199 A Morehead St.	81 85		
				201 A Memphis	68 56		
				220 A Southeast Mo. St.	79 74		
				254 A Illinois St.	46 49		
				254 H Illinois St.	36 39		
				263 A Indiana St.	64 45		
				274 A Bradley	63 62		
				274 H Bradley	62 53		
				293 A Valparaiso	88 86		
				293 H Valparaiso	74 63		
				303 A Loyola Chicago	53 62		
				303 H Loyola Chicago	62 46		
				319 A Marshall	64 59		
				349 A Evansville	74 62		
LAST 12 Division I GAMES:							
303 A Loyola Chicago	53 62	97 H Missouri St.	71 69				
293 A Valparaiso	88 86	293 H Valparaiso	74 63				
274 H Bradley	62 53	303 H Loyola Chicago	62 46				
254 H Illinois St.	36 39	254 A Illinois St.	46 49				
152 A UNI	63 71	274 A Bradley	63 62				
78 A Drake	73 84	78 H Drake	64 75				

Non-Div I Games: Martin Methodist 60 50

Southern Ill.

Average RPI Win:	246	WON-LOST	WINNING	LAST 10	STRENGTH OF	OPP. STRENGTH	TEAM	ADJ.	CONF.	ADJ CONF.
Average RPI Loss:	131	RECORD	PCT. RANK	GAMES	SCHEDULE	OF SCHEDULE	RPI	RPI	RPI	RPI
DIV. I ONLY	11- 12	194	5- 5	221	167	202	202	18	18	
DIV. I NON-CONF.	6- 5	153	0- 0	315	120	229	229	19	19	

TOTALS	RPI 1-25	RPI 26-50	W-L RECORDS	RPI 51-100	RPI 101-999	RPI 201+				
11- 12	0- 1	0- 1	OVERALL	1- 2	10- 8	7- 2				
8- 3	0- 0	0- 0	HOME	0- 0	8- 3	6- 1				
3- 9	0- 1	0- 1	AWAY	1- 2	2- 5	1- 1				
0- 0	0- 0	0- 0	NEUTRAL	0- 0	0- 0	0- 0				
6- 5	0- 1	0- 0	NON-CONFERENCE	0- 1	6- 3	5- 0				
5- 1	0- 0	0- 0	HOME	0- 0	5- 1	4- 0				
1- 4	0- 1	0- 0	AWAY	0- 1	1- 2	1- 0				
0- 0	0- 0	0- 0	NEUTRAL	0- 0	0- 0	0- 0				
5- 7	0- 0	0- 1	CONFERENCE	1- 1	4- 5	2- 2				
3- 2	0- 0	0- 0	HOME	0- 0	3- 2	2- 1				
2- 5	0- 0	0- 1	AWAY	1- 1	1- 3	0- 1				
0- 0	0- 0	0- 0	NEUTRAL	0- 0	0- 0	0- 0				

RPI 1-25				RPI 26-50				RPI 51-100				RPI 101+				Team's RPI: 202
RPI	S	Opponent	Score	RPI	S	Opponent	Score	RPI	S	Opponent	Score	RPI	S	Opponent	Score	
3	A	Mississippi St.	56 91	44	A	Western Ky.	60 81	69	A	Georgia Tech	44 63	117	H	Tulane	66 58	
								79	A	UAB	80 63	120	A	Middle Tenn.	61 53	
								91	A	Rice	56 62	138	A	Charlotte	56 66	
												138	H	Charlotte	79 85	
												141	H	South Ala.	57 78	
												144	A	Ole Miss	59 68	
												146	A	Samford	56 61	
												165	A	Louisiana Tech	57 89	
												165	H	Louisiana Tech	65 50	
												215	A	North Texas	62 71	
												277	H	Old Dominion	55 74	
												294	H	Alcorn	72 67	
												296	H	UTSA	83 60	
												304	H	Alabama St.	72 35	
												319	H	Marshall	70 61	
												332	A	Northwestern St.	71 59	
												337	H	Sam Houston St.	58 38	
												341	H	Mississippi Val.	84 69	

LAST 12 Division I GAMES:																
165	A	Louisiana Tech	57 89	138	H	Charlotte	79 85									
215	A	North Texas	62 71	120	A	Middle Tenn.	61 53									
277	H	Old Dominion	55 74	79	A	UAB	80 63									
319	H	Marshall	70 61	165	H	Louisiana Tech	65 50									
91	A	Rice	56 62	44	A	Western Ky.	60 81									
296	H	UTSA	83 60	138	A	Charlotte	56 66									

Non-Div I Games: William Carey 82 44 Blue Mountain (MS) 96 46

Southern Miss.

Average RPI Win:	306	WON-LOST	WINNING	LAST 10	STRENGTH OF	OPP. STRENGTH	TEAM	ADJ.	CONF.	ADJ CONF.
Average RPI Loss:	139	RECORD	PCT. RANK	GAMES	SCHEDULE	OF SCHEDULE	RPI	RPI	RPI	RPI
DIV. I ONLY	12- 11	159	8- 2	282	324	187	187	32	32	
DIV. I NON-CONF.	0- 8	337	0- 0	36	17	269	269	32	32	
<hr/>										
TOTALS	RPI 1-25	RPI 26-50	W-L RECORDS	RPI 51-100	RPI 101-999	RPI 201+				
12- 11	0- 1	0- 0	OVERALL	0- 3	12- 7	12- 3				
7- 0	0- 0	0- 0	HOME	0- 0	7- 0	7- 0				
5- 10	0- 1	0- 0	AWAY	0- 2	5- 7	5- 3				
0- 1	0- 0	0- 0	NEUTRAL	0- 1	0- 0	0- 0				
0- 8	0- 1	0- 0	NON-CONFERENCE	0- 3	0- 4	0- 0				
0- 0	0- 0	0- 0	HOME	0- 0	0- 0	0- 0				
0- 7	0- 1	0- 0	AWAY	0- 2	0- 4	0- 0				
0- 1	0- 0	0- 0	NEUTRAL	0- 1	0- 0	0- 0				
12- 3	0- 0	0- 0	CONFERENCE	0- 0	12- 3	12- 3				
7- 0	0- 0	0- 0	HOME	0- 0	7- 0	7- 0				
5- 3	0- 0	0- 0	AWAY	0- 0	5- 3	5- 3				
0- 0	0- 0	0- 0	NEUTRAL	0- 0	0- 0	0- 0				

RPI 1-25				RPI 26-50				RPI 51-100				RPI 101+ Team's RPI: 187			
RPI	S	Opponent	Score	RPI	S	Opponent	Score	RPI	S	Opponent	Score	RPI	S	Opponent	Score
19	A	South Fla.	48 108					52	A	Indiana	49 64	104	A	Auburn	47 65
								60	N	Tol edo	76 81	112	A	Bethune-Cookman	56 68
								63	A	Okl ahoma St.	66 94	141	A	South Ala.	65 69
												186	A	Wi sconsi n	74 77
												228	A	Grambl ing	71 79
												228	H	Grambl ing	63 44
												239	A	Texas Southern	67 57
												257	A	Prai ri e Vi ew	62 69
												294	H	Al corn	64 56
												304	A	Al abama St.	56 58
												304	H	Al abama St.	66 58
												307	A	Jackson St.	68 58
												307	H	Jackson St.	86 76
												316	A	Al abama A&M	58 46
												316	H	Al abama A&M	77 62
												338	A	Ark. -Pi ne Bl uff	71 52
												338	H	Ark. -Pi ne Bl uff	59 46
												341	A	Mi ssi ssi ppi Val .	70 54
												341	H	Mi ssi ssi ppi Val .	66 58
<hr/>															
LAST 12 Di vi si on I GAMES:															
316	A	Al abama A&M	58 46	294	H	Al corn	64 56								
304	A	Al abama St.	56 58	316	H	Al abama A&M	77 62								
341	H	Mi ssi ssi ppi Val .	66 58	304	H	Al abama St.	66 58								
338	H	Ark. -Pi ne Bl uff	59 46	341	A	Mi ssi ssi ppi Val .	70 54								
307	A	Jackson St.	68 58	338	A	Ark. -Pi ne Bl uff	71 52								
228	A	Grambl ing	71 79	307	H	Jackson St.	86 76								

Non-Di v I Games:

Mobile

86 54

Southern U.

DIV. I ONLY	3- 22	332	1- 9	153	310	321	321	19	19
DIV. I NON-CONF.	1- 10	327	0- 0	142	338	323	323	13	13
TOTALS	RPI 1-25	RPI 26-50	W-L RECORDS	RPI 51-100	RPI 101-999	RPI 201+			
3- 22	0- 1	0- 1	OVERALL	0- 1	3- 19	2- 9			
2- 10	0- 0	0- 1	HOME	0- 1	2- 8	1- 4			
1- 12	0- 1	0- 0	AWAY	0- 0	1- 11	1- 5			
0- 0	0- 0	0- 0	NEUTRAL	0- 0	0- 0	0- 0			
1- 10	0- 1	0- 0	NON-CONFERENCE	0- 1	1- 8	1- 4			
1- 4	0- 0	0- 0	HOME	0- 1	1- 3	1- 1			
0- 6	0- 1	0- 0	AWAY	0- 0	0- 5	0- 3			
0- 0	0- 0	0- 0	NEUTRAL	0- 0	0- 0	0- 0			
2- 12	0- 0	0- 1	CONFERENCE	0- 0	2- 11	1- 5			
1- 6	0- 0	0- 1	HOME	0- 0	1- 5	0- 3			
1- 6	0- 0	0- 0	AWAY	0- 0	1- 6	1- 2			
0- 0	0- 0	0- 0	NEUTRAL	0- 0	0- 0	0- 0			

RPI 1-25				RPI 26-50				RPI 51-100				RPI 101+				Team's RPI: 321	
RPI	S	Opponent	Score	RPI	S	Opponent	Score	RPI	S	Opponent	Score	RPI	S	Opponent	Score		
8	A	Oregon	38 98	37	H	Northern Colo.	54 60	64	H	UC Davis	59 85	130	A	Idaho	51 74		
												140	A	BYU	67 75		
												143	A	Idaho St.	39 66		
												143	H	Idaho St.	76 70		
												149	H	Binghamton	66 72		
												166	A	Weber St.	50 65		
												166	H	Weber St.	64 77		
												169	A	Eastern Wash.	41 58		
												174	H	North Dakota	53 68		
												189	A	San Diego	59 72		
												195	H	UC Irvine	64 71		
												212	H	CSU Bakersfield	45 46		
												234	A	Montana St.	71 91		
												234	H	Montana St.	57 63		
												245	A	Montana	71 81		
												245	H	Montana	65 74		
												276	A	Grand Canyon	54 59		
												281	A	Arizona	74 76		
												298	H	Utah St.	70 67		
												312	A	Northern Ariz.	60 57		
												312	H	Northern Ariz.	55 72		
												325	A	Utah Valley	61 69		
LAST 12 Division I GAMES:																	
				37	H	Northern Colo.	54 60					245	H	Montana	65 74		
				174	H	North Dakota	53 68					169	A	Eastern Wash.	41 58		
				312	H	Northern Ariz.	55 72					130	A	Idaho	51 74		
				143	A	Idaho St.	39 66					312	A	Northern Ariz.	60 57		
				166	A	Weber St.	50 65					166	H	Weber St.	64 77		
				234	H	Montana St.	57 63					143	H	Idaho St.	76 70		

Non-Div I Games:

Southern Utah

Average RPI Win:	234	WON-LOST	WINNING	LAST 10	STRENGTH OF	OPP. STRENGTH	TEAM	ADJ.	CONF.	ADJ CONF.
Average RPI Loss:	136	RECORD	PCT. RANK	GAMES	SCHEDULE	OF SCHEDULE	RPI	RPI	RPI	RPI
DIV. I ONLY	8- 20	281	2- 8	140	175	248	248	12	12	
DIV. I NON-CONF.	5- 8	220	0- 0	94	229	191	191	10	10	

TOTALS	RPI 1-25	RPI 26-50	W-L RECORDS	RPI 51-100	RPI 101-999	RPI 201+				
8- 20	0- 1	0- 1	OVERALL	1- 6	7- 12	5- 5				
5- 8	0- 1	0- 0	HOME	1- 2	4- 5	3- 1				
2- 12	0- 0	0- 1	AWAY	0- 4	2- 7	1- 4				
1- 0	0- 0	0- 0	NEUTRAL	0- 0	1- 0	1- 0				
5- 8	0- 1	0- 0	NON-CONFERENCE	1- 3	4- 4	2- 2				
3- 3	0- 1	0- 0	HOME	1- 1	2- 1	1- 0				
1- 5	0- 0	0- 0	AWAY	0- 2	1- 3	0- 2				
1- 0	0- 0	0- 0	NEUTRAL	0- 0	1- 0	1- 0				
3- 12	0- 0	0- 1	CONFERENCE	0- 3	3- 8	3- 3				
2- 5	0- 0	0- 0	HOME	0- 1	2- 4	2- 1				
1- 7	0- 0	0- 1	AWAY	0- 2	1- 4	1- 2				
0- 0	0- 0	0- 0	NEUTRAL	0- 0	0- 0	0- 0				

RPI 1-25				RPI 26-50				RPI 51-100				RPI 101+				Team's RPI: 248
RPI	S	Opponent	Score	RPI	S	Opponent	Score	RPI	S	Opponent	Score	RPI	S	Opponent	Score	
15	H	Buffalo	59 76	29	A	Dayton	59 80	59	A	Fordham	48 72	101	A	George Mason	63 78	
								60	H	Tol edo	39 58	101	H	George Mason	63 76	
								70	A	Duquesne	59 73	102	A	Bucknel I	59 48	
								82	A	Navy	48 86	127	H	Del aware	52 53	
								83	A	Al bany (NY)	52 69	131	A	Sai nt Loui s	55 78	
								84	H	Penn St.	65 62	162	H	Sai nt Joseph' s	64 70	
								88	H	George Washi ngton	56 63	170	H	Davi dson	68 75	
												192	A	Si ena	62 70	
												200	H	Eastern Mi ch.	70 51	
												211	H	Ri chmond	57 79	
												237	A	Hofstra	68 71	
												240	A	La Salle	63 66	
												247	H	Ni agara	76 58	
												267	H	Massachusetts	69 59	
												282	A	VCU	75 77	
												284	A	Can i si us	69 71	
												320	N	UMBC	63 54	
												327	A	Rhode Isl and	77 72	
												327	H	Rhode Isl and	81 70	

LAST 12 Di vi si on I GAMES:																
327	A	Rhode Island	77 72	70	A	Duquesne	59 73									
101	A	George Mason	63 78	59	A	Fordham	48 72									
211	H	Ri chmond	57 79	170	H	Davi dson	68 75									
282	A	VCU	75 77	327	H	Rhode Island	81 70									
88	H	George Washi ngton	56 63	240	A	La Salle	63 66									
101	H	George Mason	63 76	29	A	Dayton	59 80									

Non-Di v I Games:

St. Bonaventure

Average RPI Win:	272	WON-LOST	WINNING	LAST 10	STRENGTH OF	OPP. STRENGTH	TEAM	ADJ.	CONF.	ADJ CONF.
Average RPI Loss:	205	RECORD	PCT. RANK	GAMES	SCHEDULE	OF SCHEDULE	RPI	RPI	RPI	RPI
DIV. I ONLY	11- 14	211	6- 4	313	331	266	266	29	29	
DIV. I NON-CONF.	4- 7	226	0- 0	303	310	283	283	29	29	

TOTALS	RPI 1-25	RPI 26-50	W-L RECORDS	RPI 51-100	RPI 101-999	RPI 201+				
11- 14	0- 0	0- 0	OVERALL	0- 1	11- 13	9- 8				
8- 3	0- 0	0- 0	HOME	0- 0	8- 3	6- 1				
3- 10	0- 0	0- 0	AWAY	0- 1	3- 9	3- 6				
0- 1	0- 0	0- 0	NEUTRAL	0- 0	0- 1	0- 1				
4- 7	0- 0	0- 0	NON-CONFERENCE	0- 1	4- 6	3- 4				
3- 1	0- 0	0- 0	HOME	0- 0	3- 1	2- 0				
1- 5	0- 0	0- 0	AWAY	0- 1	1- 4	1- 3				
0- 1	0- 0	0- 0	NEUTRAL	0- 0	0- 1	0- 1				
7- 7	0- 0	0- 0	CONFERENCE	0- 0	7- 7	6- 4				
5- 2	0- 0	0- 0	HOME	0- 0	5- 2	4- 1				
2- 5	0- 0	0- 0	AWAY	0- 0	2- 5	2- 3				
0- 0	0- 0	0- 0	NEUTRAL	0- 0	0- 0	0- 0				

RPI 1-25				RPI 26-50				RPI 51-100				RPI 101+				Team's RPI: 266
RPI	S	Opponent	Score	RPI	S	Opponent	Score	RPI	S	Opponent	Score	RPI	S	Opponent	Score	
								54	A	St. John's (NY)	49 73	103	A	Seton Hall	50 84	
												122	A	Saint Francis (PA)	75 90	
												122	H	Saint Francis (PA)	71 94	
												133	A	Robert Morris	36 59	
												133	H	Robert Morris	49 47	
												164	H	Army West Point	73 52	
												199	H	Morehead St.	59 73	
												210	N	Norfolk St.	51 52	
												235	A	Fla. Atlantic	60 80	
												246	H	Loyola Maryland	64 47	
												255	A	Manhattan	54 57	
												262	A	Howard	69 72	
												267	H	Fairleigh Dickinson	62 70	
												269	H	Sacred Heart	63 48	
												286	A	LIU Brooklyn	59 61	
												286	H	LIU Brooklyn	64 54	
												287	A	Bryant	63 73	
												288	A	Mt. St. Mary's	75 56	
												288	H	Mt. St. Mary's	82 73	
												295	A	Central Conn. St.	78 70	
												334	A	Wagner	47 50	
												334	H	Wagner	80 76	
												336	H	Iona	72 63	
												348	A	Saint Peter's	64 49	
LAST 12 Division I GAMES:																
286	H	LIU Brooklyn	64 54	267	H	Fairleigh Dickinson	62 70									
133	H	Robert Morris	49 47	287	A	Bryant	63 73									
122	H	Saint Francis (PA)	71 94	295	A	Central Conn. St.	78 70									
288	A	Mt. St. Mary's	75 56	334	H	Wagner	80 76									
334	A	Wagner	47 50	288	H	Mt. St. Mary's	82 73									
269	H	Sacred Heart	63 48	133	A	Robert Morris	36 59									

Non-Div I Games:

St. Francis Brooklyn

Average RPI Win:	121	WON-LOST	WINNING	LAST 10	STRENGTH OF	OPP. STRENGTH	TEAM	ADJ.	CONF.	ADJ CONF.
Average RPI Loss:	68	RECORD	PCT. RANK	GAMES	SCHEDULE	OF SCHEDULE	RPI	RPI	RPI	RPI
DIV. I ONLY	16- 11	121	4- 4	16	62	54	54	6	6	
DIV. I NON-CONF.	7- 4	102	0- 1	6	67	29	29	6	6	

TOTALS	RPI 1-25	RPI 26-50	W-L RECORDS	RPI 51-100	RPI 101-999	RPI 201+				
16- 11	1- 4	2- 3	OVERALL	2- 1	11- 3	3- 2				
10- 3	1- 1	1- 0	HOME	1- 1	7- 1	2- 1				
5- 6	0- 1	1- 3	AWAY	1- 0	3- 2	1- 1				
1- 2	0- 2	0- 0	NEUTRAL	0- 0	1- 0	0- 0				
7- 4	0- 3	1- 0	NON-CONFERENCE	2- 1	4- 0	1- 0				
4- 2	0- 1	0- 0	HOME	1- 1	3- 0	1- 0				
2- 0	0- 0	1- 0	AWAY	1- 0	0- 0	0- 0				
1- 2	0- 2	0- 0	NEUTRAL	0- 0	1- 0	0- 0				
9- 7	1- 1	1- 3	CONFERENCE	0- 0	7- 3	2- 2				
6- 1	1- 0	1- 0	HOME	0- 0	4- 1	1- 1				
3- 6	0- 1	0- 3	AWAY	0- 0	3- 2	1- 1				
0- 0	0- 0	0- 0	NEUTRAL	0- 0	0- 0	0- 0				

RPI 1-25				RPI 26-50				RPI 51-100				Team's RPI : 54				RPI 101+			
RPI	S	Opponent	Score	RPI	S	Opponent	Score	RPI	S	Opponent	Score	RPI	S	Opponent	Score	RPI	S	Opponent	Score
15	H	Buffalo	72 73	28	A	DePaul	67 76	59	H	Fordham	64 67	103	A	Seton Hall	57 62				
17	N	South Carolina	58 76	30	A	Marquette	72 74	72	H	James Madison	81 64	103	H	Seton Hall	75 56				
19	N	South Fla.	59 68	42	A	Creighton	39 53	83	A	Albany (NY)	71 66	106	A	Butler	73 55				
23	A	Villanova	52 69	42	H	Creighton	72 65					106	H	Butler	76 38				
23	H	Villanova	70 64	46	A	Miami (FL)	74 64					111	N	Western Mich.	76 48				
																121	A	Georgetown	71 63
																121	H	Georgetown	64 41
																145	H	Kansas	65 53
																153	H	William & Mary	92 81
																208	A	Providence	68 70
																208	H	Providence	44 49
																219	A	Xavier	67 63
																219	H	Xavier	70 36
																266	H	St. Francis Brooklyn	73 49
LAST 12 Division I GAMES:																			
19	N	South Fla.	59 68	208	A	Providence	68 70												
103	H	Seton Hall	75 56	42	A	Creighton	39 53												
121	A	Georgetown	71 63	103	A	Seton Hall	57 62												
23	A	Villanova	52 69	23	H	Villanova	70 64												
219	H	Xavier	70 36	121	H	Georgetown	64 41												
106	H	Butler	76 38	106	A	Butler	73 55												

RPI 1-25				RPI 26-50				RPI 51-100				RPI 101+			
RPI	S	Opponent	Score	RPI	S	Opponent	Score	RPI	S	Opponent	Score	RPI	S	Opponent	Score
2	N	UConn	53 78	36	A	Cal i forn i a	66 78	68	N	Bel mont	74 53	113	H	Western I l l .	64 71
5	A	Bayl or	57 81	36	H	Cal i forn i a	74 69	86	H	UNLV	74 33	147	H	Col orado	62 53
7	A	Oh i o St.	64 85	38	A	Oregon St.	60 57	94	H	Utah	70 49	154	A	San Franci sco	86 66
7	N	Oh i o St.	82 94	40	A	Ari zona St.	66 73	98	H	Washi ngton St.	70 57	160	N	Kent St.	79 54
8	A	Oregon	78 65	40	H	Ari zona St.	74 50					184	H	Washi ngton	71 45
9	A	UCLA	53 64	49	A	Southern Cal i forn i a	59 55					212	H	CSU Bakersfi el d	57 34
9	H	UCLA	76 65	49	H	Southern Cal i forn i a	72 65					231	H	UC Ri versi de	53 43
10	H	Tennessee	71 83									281	A	Ari zona	61 46
												281	H	Ari zona	79 42
LAST 12 Di vi si on I GAMES:															
				36	A	Cal i forn i a	66 78	281	H	Ari zona	79 42				
				36	H	Cal i forn i a	74 69	40	H	Ari zona St.	74 50				
				147	H	Col orado	62 53	9	A	UCLA	53 64				
				94	H	Utah	70 49	49	A	Southern Cal i forn i a	59 55				
				8	A	Oregon	78 65	184	H	Washi ngton	71 45				
				38	A	Oregon St.	60 57	98	H	Washi ngton St.	70 57				

Stanford

s
t
e
t
s
o
n

Stetson				Through Games Of Feb. 21, 2018						
Average RPI Win: 241		WON-LOST RECORD	WINNING PCT. RANK	LAST 10 GAMES	STRENGTH OF SCHEDULE	OPP. STRENGTH OF SCHEDULE	TEAM RPI	ADJ. RPI	CONF. RPI	ADJ CONF. RPI
Average RPI Loss: 141										
DIV. I ONLY		15- 12	143	6- 4	241	198	178	178	23	23
DIV. I NON-CONF.		7- 7	170	0- 0	118	115	148	148	21	21

TOTALS		RPI 1-25	RPI 26-50	W-L RECORDS	RPI 51-100	RPI 101-999	RPI 201+			
15- 12	0- 2		0- 1	OVERALL	0- 3	15- 6	11- 4			
9- 2	0- 0		0- 0	HOME	0- 1	9- 1	7- 0			
4- 6	0- 2		0- 0	AWAY	0- 2	4- 2	3- 2			
2- 4	0- 0		0- 1	NEUTRAL	0- 0	2- 3	1- 2			
7- 7	0- 2		0- 1	NON-CONFERENCE	0- 0	7- 4	3- 2			
4- 1	0- 0		0- 0	HOME	0- 0	4- 1	2- 0			
1- 2	0- 2		0- 0	AWAY	0- 0	1- 0	0- 0			
2- 4	0- 0		0- 1	NEUTRAL	0- 0	2- 3	1- 2			
8- 5	0- 0		0- 0	CONFERENCE	0- 3	8- 2	8- 2			
5- 1	0- 0		0- 0	HOME	0- 1	5- 0	5- 0			
3- 4	0- 0		0- 0	AWAY	0- 2	3- 2	3- 2			
0- 0	0- 0		0- 0	NEUTRAL	0- 0	0- 0	0- 0			

RPI 1-25				RPI 26-50				RPI 51-100				RPI 101+ Team's RPI: 178			
RPI	S	Opponent	Score	RPI	S	Opponent	Score	RPI	S	Opponent	Score	RPI	S	Opponent	Score
6	A	Florida St.	39 84	44	N	Western Ky.	58 66	55	A	FGCU	40 80	110	N	Wright St.	59 64
11	A	Texas	59 95					99	A	Jacksonville	63 73	115	H	Chattanooga	78 67
								99	H	Jacksonville	54 61	132	H	Texas St.	61 54
												148	A	SIUE	65 61
												158	N	Florida	85 71
												191	H	High Point	64 69
												208	N	Providence	45 56
												211	H	Richmond	72 67
												243	H	Northern Ky.	67 56
												252	A	North Florida	68 51
												252	H	North Florida	68 55
												260	A	Lipscomb	59 55
												260	H	Lipscomb	91 71
												283	N	UMKC	50 67
												291	A	USC Upstate	64 69
												291	H	USC Upstate	62 61
												292	A	Kennesaw St.	49 66
												292	H	Kennesaw St.	96 53
												333	N	Delaware St.	58 43
												335	A	NJIT	72 53
												335	H	NJIT	73 55

LAST 12 Division I GAMES:															
260	H	Lipscomb	91 71	99	A	Jacksonville	63 73								
292	H	Kennesaw St.	96 53	252	H	North Florida	68 55								
291	A	USC Upstate	64 69	292	A	Kennesaw St.	49 66								
335	A	NJIT	72 53	260	A	Lipscomb	59 55								
99	H	Jacksonville	54 61	335	H	NJIT	73 55								
252	A	North Florida	68 51	291	H	USC Upstate	62 61								

Non-Div I Games: Thomas (GA) 92 41 Webber Int'l 67 30

Stetson

s
t
e
t
s
o
n

Average RPI Win:	265	WON-LOST	WINNING	LAST 10	STRENGTH OF	OPP. STRENGTH	TEAM	ADJ.	CONF.	ADJ CONF.
Average RPI Loss:	128	RECORD	PCT. RANK	GAMES	SCHEDULE	OF SCHEDULE	RPI	RPI	RPI	RPI
DIV. I ONLY	16- 11	121	7- 3	289	242	188	188	20	20	
DIV. I NON-CONF.	7- 5	132	0- 0	334	254	226	226	24	24	

TOTALS	RPI 1-25	RPI 26-50	W-L RECORDS	RPI 51-100	RPI 101-999	RPI 201+				
16- 11	0- 0	0- 1	OVERALL	1- 4	15- 6	12- 1				
8- 5	0- 0	0- 0	HOME	1- 1	7- 4	7- 0				
8- 6	0- 0	0- 1	AWAY	0- 3	8- 2	5- 1				
0- 0	0- 0	0- 0	NEUTRAL	0- 0	0- 0	0- 0				
7- 5	0- 0	0- 1	NON-CONFERENCE	0- 1	7- 3	7- 1				
4- 1	0- 0	0- 0	HOME	0- 0	4- 1	4- 0				
3- 4	0- 0	0- 1	AWAY	0- 1	3- 2	3- 1				
0- 0	0- 0	0- 0	NEUTRAL	0- 0	0- 0	0- 0				
9- 6	0- 0	0- 0	CONFERENCE	1- 3	8- 3	5- 0				
4- 4	0- 0	0- 0	HOME	1- 1	3- 3	3- 0				
5- 2	0- 0	0- 0	AWAY	0- 2	5- 0	2- 0				
0- 0	0- 0	0- 0	NEUTRAL	0- 0	0- 0	0- 0				

RPI	S	Opponent	Score	RPI	S	Opponent	Score	RPI	S	Opponent	Score	RPI	S	Opponent	Score	Team's RPI: 188
				31	A	Syracuse	70 81	73	A	Harvard	53 60	118	H	Yale	71 77	
								80	A	Maine	56 64	149	A	Binghamton	67 59	
								80	H	Maine	76 68	149	H	Binghamton	64 69	
								83	A	Albany (NY)	58 64	157	A	Hartford	66 58	
								83	H	Albany (NY)	68 72	157	H	Hartford	68 75	
												182	A	New Hampshire	62 56	
												182	H	New Hampshire	50 51	
												183	A	Northwestern	36 68	
												237	A	Hofstra	73 49	
												255	H	Manhattan	74 59	
												265	A	Cornell	40 48	
												267	A	Fairleigh Dickinson	56 51	
												289	H	Vermont	80 57	
												295	H	Central Conn. St.	60 55	
												320	A	UMBC	69 44	
												320	H	UMBC	53 49	
												329	A	Ga. Southern	68 49	
												334	H	Wagner	69 50	
												336	H	Lona	63 46	
												344	A	UMass Lowell	63 60	
												344	H	UMass Lowell	59 50	

LAST 12 Division I GAMES:																
				182	A	New Hampshire	62 56	320	A	UMBC	69 44					
				320	H	UMBC	53 49	83	A	Albany (NY)	58 64					
				80	H	Maine	76 68	344	H	UMass Lowell	59 50					
				344	A	UMass Lowell	63 60	182	H	New Hampshire	50 51					
				149	H	Binghamton	64 69	149	A	Binghamton	67 59					
				157	A	Hartford	66 58	289	H	Vermont	80 57					

Non-Div I Games: Farmingdale St. 76 25

Stony Brook

Average RPI Win:	150	WON-LOST	WINNING	LAST 10	STRENGTH OF	OPP. STRENGTH	TEAM	ADJ.	CONF.	ADJ CONF.
Average RPI Loss:	26	RECORD	PCT. RANK	GAMES	SCHEDULE	OF SCHEDULE	RPI	RPI	RPI	RPI
DIV. I ONLY	20- 7	50	6- 4	49	19	31	31	1	1	
DIV. I NON-CONF.	12- 1	6	0- 0	139	84	28	28	1	1	

TOTALS	RPI 1-25	RPI 26-50	W-L RECORDS	RPI 51-100	RPI 101-999	RPI 201+				
20- 7	2- 4	0- 2	OVERALL	5- 1	13- 0	4- 0				
12- 2	2- 1	0- 0	HOME	2- 1	8- 0	3- 0				
5- 4	0- 2	0- 2	AWAY	3- 0	2- 0	0- 0				
3- 1	0- 1	0- 0	NEUTRAL	0- 0	3- 0	1- 0				
12- 1	0- 1	0- 0	NON-CONFERENCE	3- 0	9- 0	4- 0				
7- 0	0- 0	0- 0	HOME	1- 0	6- 0	3- 0				
2- 0	0- 0	0- 0	AWAY	2- 0	0- 0	0- 0				
3- 1	0- 1	0- 0	NEUTRAL	0- 0	3- 0	1- 0				
8- 6	2- 3	0- 2	CONFERENCE	2- 1	4- 0	0- 0				
5- 2	2- 1	0- 0	HOME	1- 1	2- 0	0- 0				
3- 4	0- 2	0- 2	AWAY	1- 0	2- 0	0- 0				
0- 0	0- 0	0- 0	NEUTRAL	0- 0	0- 0	0- 0				

RPI 1-25				RPI 26-50				Team's RPI: 31				RPI 51-100				RPI 101+			
RPI	S	Opponent	Score	RPI	S	Opponent	Score	RPI	S	Opponent	Score	RPI	S	Opponent	Score	RPI	S	Opponent	Score
1	A	Notre Dame	72 87	34	A	Virginia	63 68	53	H	Drexel	72 62	135	N	Vanderbilt	84 78				
3	N	Mississippi St.	65 76	46	A	Miami (FL)	67 72	69	H	Georgia Tech	88 77	136	H	Clemson	86 51				
4	H	Louisville	77 84					75	H	Virginia Tech	64 73	157	H	Hartford	75 63				
6	H	Florida St.	76 69					86	A	UNLV	69 55	173	A	Pittsburgh	62 53				
13	H	Duke	68 65					88	A	George Washington	74 62	173	H	Pittsburgh	70 52				
20	A	NC State	56 60					100	A	Wake Forest	71 61	183	H	Northwestern	81 74				
																186	N	Wisconsin	77 74
																188	H	Stony Brook	81 70
																194	A	Boston College	75 57
																256	N	Coastal Caro.	69 57
																258	H	Morgan St.	95 68
																271	H	UMES	68 45
																275	H	Colgate	79 39
LAST 12 Division I GAMES:																			
173	A	Pittsburgh	62 53	136	H	Clemson	86 51												
13	H	Duke	68 65	173	H	Pittsburgh	70 52												
100	A	Wake Forest	71 61	46	A	Miami (FL)	67 72												
4	H	Louisville	77 84	20	A	NC State	56 60												
75	H	Virginia Tech	64 73	6	H	Florida St.	76 69												
194	A	Boston College	75 57	69	H	Georgia Tech	88 77												

Average RPI	Win:	158	WON-LOST RECORD	WINNING PCT. RANK	LAST 10 GAMES	STRENGTH OF SCHEDULE	OPP. STRENGTH OF SCHEDULE	TEAM RPI	ADJ. RPI	CONF. RPI	ADJ. CONF. RPI
Average RPI	Loss:	63									
DIV. I ONLY		18- 9		78	6- 4	85	50	71	71	4	4
DIV. I NON-CONF.		9- 2		33	0- 0	196	199	75	75	5	5

TOTALS	RPI 1-25		RPI 26-50		W-L RECORDS	RPI 51-100		RPI 101-999		RPI 201+	
18- 9	2- 4		0- 0		OVERALL	4- 2		12- 3		7- 0	
11- 4	2- 0		0- 0		HOME	2- 2		7- 2		4- 0	
5- 5	0- 4		0- 0		AWAY	2- 0		3- 1		2- 0	
2- 0	0- 0		0- 0		NEUTRAL	0- 0		2- 0		1- 0	
9- 2	0- 1		0- 0		NON-CONFERENCE	1- 0		8- 1		5- 0	
6- 1	0- 0		0- 0		HOME	1- 0		5- 1		3- 0	
1- 1	0- 1		0- 0		AWAY	0- 0		1- 0		1- 0	
2- 0	0- 0		0- 0		NEUTRAL	0- 0		2- 0		1- 0	
9- 7	2- 3		0- 0		CONFERENCE	3- 2		4- 2		2- 0	
5- 3	2- 0		0- 0		HOME	1- 2		2- 1		1- 0	
4- 4	0- 3		0- 0		AWAY	2- 0		2- 1		1- 0	
0- 0	0- 0		0- 0		NEUTRAL	0- 0		0- 0		0- 0	

RPI 1-25				RPI 26-50				RPI 51-100				Team's RPI: 71		RPI 101+			
RPI	S	Opponent	Score	RPI	S	Opponent	Score	RPI	S	Opponent	Score			RPI	S	Opponent	Score
5	A	Bayl or	63 83					61	A	West Virginia	76 74			118	H	Yale	72 82
11	A	Texas	65 92					61	H	West Virginia	82 87			119	A	Iowa St.	75 52
11	H	Texas	79 77					63	H	Oklahoma St.	54 71			119	H	Iowa St.	63 66
21	A	Texas A&M	58 71					81	H	Al abama	88 67			130	N	Idaho	86 76
24	A	Okl ahoma	71 84					92	A	Kansas St.	68 63			132	H	Texas St.	82 58
24	H	Okl ahoma	62 58					92	H	Kansas St.	87 70			145	A	Kansas	77 86
														145	H	Kansas	76 66
														181	H	Oral Roberts	72 58
														205	H	Hampton	90 68
														207	A	SMU	64 58
														229	A	Texas Tech	72 60
														229	H	Texas Tech	93 72
														281	N	Arizona	68 59
														290	H	Southeastern La.	112 62
														332	H	Northwestern St.	89 51

Team's RPI: 71																	
LAST 12 Division I GAMES:																	
229	A	Texas Tech	72 60	119	A	Iowa St.	75 52										
92	H	Kansas St.	87 70	24	H	Oklahoma	62 58										
119	H	Iowa St.	63 66	92	A	Kansas St.	68 63										
5	A	Bayl or	63 83	145	H	Kansas	76 66										
63	H	Oklahoma St.	54 71	61	A	West Virginia	76 74										
11	A	Texas	65 92	11	H	Texas	79 77										

Non-Div I Games:

TCU

Average RPI Win:	223	WON-LOST	WINNING	LAST 10	STRENGTH OF	OPP. STRENGTH	TEAM	ADJ.	CONF.	ADJ CONF.
Average RPI Loss:	71	RECORD	PCT. RANK	GAMES	SCHEDULE	OF SCHEDULE	RPI	RPI	RPI	RPI
DIV. I ONLY	10- 17	241	1- 9	69	76	190	190	8	8	
DIV. I NON-CONF.	8- 5	111	0- 1	193	116	185	185	7	7	

TOTALS	RPI 1-25	RPI 26-50	W-L RECORDS	RPI 51-100	RPI 101-999	RPI 201+				
10- 17	0- 6	0- 1	OVERALL	1- 4	9- 6	6- 1				
8- 10	0- 4	0- 1	HOME	1- 3	7- 2	4- 0				
2- 7	0- 1	0- 0	AWAY	0- 0	2- 1	2- 0				
0- 0	0- 0	0- 0	NEUTRAL	0- 0	0- 0	0- 0				
8- 5	0- 2	0- 1	NON-CONFERENCE	1- 1	7- 1	5- 0				
6- 5	0- 2	0- 1	HOME	1- 1	5- 1	3- 0				
2- 0	0- 0	0- 0	AWAY	0- 0	2- 0	2- 0				
0- 0	0- 0	0- 0	NEUTRAL	0- 0	0- 0	0- 0				
2- 12	0- 4	0- 0	CONFERENCE	0- 3	2- 5	1- 1				
2- 5	0- 2	0- 0	HOME	0- 2	2- 1	1- 0				
0- 7	0- 2	0- 0	AWAY	0- 1	0- 4	0- 1				
0- 0	0- 0	0- 0	NEUTRAL	0- 0	0- 0	0- 0				

RPI 1-25				RPI 26-50				RPI 51-100				RPI 101+ Team's RPI: 190			
RPI	S	Opponent	Score	RPI	S	Opponent	Score	RPI	S	Opponent	Score	RPI	S	Opponent	Score
2	A	UConn	45 106	33	H	Rutgers	67 84	51	A	UCF	46 76	117	A	Tulane	65 69
2	H	UConn	57 113					51	H	UCF	57 64	125	A	Cincinnati	72 80
17	H	South Carolina	60 87					56	H	Houston	75 99	125	H	Cincinnati	52 70
19	A	South Fla.	60 76					73	H	Harvard	86 64	137	A	Wichita St.	81 88
19	H	South Fla.	73 89					74	H	Penn	59 74	144	H	Ole Miss	48 64
23	H	Villanova	65 69									161	H	Marist	83 77
												162	H	Saint Joseph's	69 66
												179	H	Tulsa	76 75
												205	H	Hampton	65 56
												207	A	SMU	56 60
												207	H	SMU	55 52
												240	A	La Salle	69 52
												333	H	Delaware St.	96 72
												334	H	Wagner	70 36
												336	A	Iona	59 54

LAST 12 Division I GAMES:															
125	H	Cincinnati	52 70	207	A	SMU	56 60								
2	A	UConn	45 106	19	A	South Fla.	60 76								
137	A	Wichita St.	81 88	74	H	Penn	59 74								
51	H	UCF	57 64	2	H	UConn	57 113								
117	A	Tulane	65 69	56	H	Houston	75 99								
179	H	Tulsa	76 75	125	A	Cincinnati	72 80								

Non-Div I Games:

Temple

Average RPI	Win:	105	WON-LOST	WINNING	LAST 10	STRENGTH OF	OPP. STRENGTH	TEAM	ADJ.	CONF.	ADJ CONF.
Average RPI	Loss:	24	RECORD	PCT. RANK	GAMES	SCHEDULE	OF SCHEDULE	RPI	RPI	RPI	RPI
DIV. I ONLY		21- 6		36	5- 5	10	7	10	10	2	2
DIV. I NON-CONF.		12- 1		6	0- 1	11	32	3	3	2	2

TOTALS	RPI 1-25		RPI 26-50		W-L RECORDS	RPI 51-100		RPI 101-999		RPI 201+	
21- 6	4- 5		2- 0		OVERALL	4- 1		11- 0		2- 0	
12- 2	2- 1		1- 0		HOME	1- 1		8- 0		1- 0	
6- 4	2- 4		0- 0		AWAY	1- 0		3- 0		1- 0	
3- 0	0- 0		1- 0		NEUTRAL	2- 0		0- 0		0- 0	
12- 1	2- 1		1- 0		NON-CONFERENCE	3- 0		6- 0		2- 0	
7- 0	1- 0		0- 0		HOME	1- 0		5- 0		1- 0	
2- 1	1- 1		0- 0		AWAY	0- 0		1- 0		1- 0	
3- 0	0- 0		1- 0		NEUTRAL	2- 0		0- 0		0- 0	
9- 5	2- 4		1- 0		CONFERENCE	1- 1		5- 0		0- 0	
5- 2	1- 1		1- 0		HOME	0- 1		3- 0		0- 0	
4- 3	1- 3		0- 0		AWAY	1- 0		2- 0		0- 0	
0- 0	0- 0		0- 0		NEUTRAL	0- 0		0- 0		0- 0	

RPI	S	Opponent	Score	RPI	S	Opponent	Score	RPI	S	Opponent	Score	RPI	S	Opponent	Score
1	A	Notre Dame	70 84	27	H	Georgia	62 46	57	N	South Dakota	69 49	104	H	Auburn	70 59
3	H	Mississippi St.	52 71	30	N	Marquette	101 99	63	N	Oklahoma St.	79 69	116	A	Arkansas	90 85
11	H	Texas	82 75					72	H	James Madison	89 60	124	H	Central Ark.	77 34
12	A	Missouri	73 77					81	H	Alabama	63 72	128	H	ETSU	87 49
14	A	Stanford	83 71					95	A	Kentucky	63 49	135	A	Vanderbilt	74 64
17	A	South Carolina	86 70									135	H	Vanderbilt	86 73
21	A	Texas A&M	76 79									137	H	Wichita St.	68 56
21	H	Texas A&M	82 67									144	H	Ole Miss	75 66
25	A	LSU	59 70									168	H	Troy	131 69
												304	H	Alabama St.	104 51
												306	A	Long Beach St.	90 61

LAST 12 Division I GAMES:															
12	A	Missouri	73 77	25	A	LSU	59 70	144	H	Ole Miss	75 66				
81	H	Alabama	63 72	3	H	Mississippi St.	52 71	1	A	Notre Dame	70 84				
27	H	Georgia	62 46	17	A	South Carolina	86 70	21	A	Texas A&M	76 79				
116	A	Arkansas	90 85												
135	A	Vanderbilt	74 64												
21	H	Texas A&M	82 67												

Non-Div I Games:

Tennessee

Average RPI Win: 307
Average RPI Loss: 193

WON-LOST
RECORD

WINNING
PCT. RANK

LAST 10
GAMES

STRENGTH OF
SCHEDULE

OPP. STRENGTH
OF SCHEDULE

TEAM
RPI

ADJ.
RPI

CONF.
RPI

ADJ CONF.
RPI

DIV. I ONLY	5- 19	314	3- 7	261	306	328	328	25	25
DIV. I NON-CONF.	1- 7	310	0- 0	176	272	324	324	27	27
<hr/>									
TOTALS	RPI 1-25	RPI 26-50	W-L RECORDS	RPI 51-100	RPI 101-999	RPI 201+			
5- 19	0- 1	0- 1	OVERALL	0- 1	5- 16	5- 6			
4- 10	0- 0	0- 1	HOME	0- 1	4- 8	4- 4			
1- 9	0- 1	0- 0	AWAY	0- 0	1- 8	1- 2			
0- 0	0- 0	0- 0	NEUTRAL	0- 0	0- 0	0- 0			
1- 7	0- 1	0- 1	NON-CONFERENCE	0- 0	1- 5	1- 2			
1- 4	0- 0	0- 1	HOME	0- 0	1- 3	1- 2			
0- 3	0- 1	0- 0	AWAY	0- 0	0- 2	0- 0			
0- 0	0- 0	0- 0	NEUTRAL	0- 0	0- 0	0- 0			
4- 12	0- 0	0- 0	CONFERENCE	0- 1	4- 11	4- 4			
3- 6	0- 0	0- 0	HOME	0- 1	3- 5	3- 2			
1- 6	0- 0	0- 0	AWAY	0- 0	1- 6	1- 2			
0- 0	0- 0	0- 0	NEUTRAL	0- 0	0- 0	0- 0			

RPI 1-25				RPI 26-50				RPI 51-100				RPI 101+				Team's RPI: 328
RPI	S	Opponent	Score	RPI	S	Opponent	Score	RPI	S	Opponent	Score	RPI	S	Opponent	Score	
4	A	Louisville	56 95	39	H	Ball St.	65 85	68	H	Belmont	70 87	148	A	SIUE	63 74	
												148	H	SIUE	76 88	
												168	H	Troy	66 95	
												180	A	Jacksonville St.	61 62	
												180	H	Jacksonville St.	56 75	
												193	A	UT Martin	68 80	
												198	A	Arkansas St.	62 68	
												199	A	Morehead St.	81 97	
												199	H	Morehead St.	69 71	
												201	A	Memphis	75 79	
												220	A	Southeast Mo. St.	66 71	
												242	H	Austin Peay	59 75	
												260	H	Lipscomb	71 64	
												300	H	Murray St.	73 85	
												308	A	Eastern Ky.	59 58	
												308	H	Eastern Ky.	69 58	
												314	H	Tennessee Tech	76 66	
												316	H	Alabama A&M	75 77	
												319	H	Marshall	65 71	
												347	A	Eastern Ill.	59 66	
												347	H	Eastern Ill.	86 68	
<hr/>																
LAST 12 Division I GAMES:																
308	H	Eastern Ky.	69 58	347	H	Eastern Ill.	86 68									
199	H	Morehead St.	69 71	148	H	SIUE	76 88									
180	A	Jacksonville St.	61 62	300	H	Murray St.	73 85									
68	H	Belmont	70 87	242	H	Austin Peay	59 75									
308	A	Eastern Ky.	59 58	148	A	SIUE	63 74									
199	A	Morehead St.	81 97	347	A	Eastern Ill.	59 66									

Non-Div I Games:

Fisk

93 48

Tennessee St.

Average RPI Win: 277

Average RPI Loss: 184

WON-LOST
RECORDWINNING
PCT. RANKLAST 10
GAMESSTRENGTH OF
SCHEDULEOPP. STRENGTH
OF SCHEDULETEAM
RPIADJ.
RPICONF.
RPIADJ CONF.
RPIDIV. I ONLY
DIV. I NON-CONF.4- 21
1- 8323
3132- 8
0- 0175
96313
208314
286314
28625
2725
27

TOTALS

RPI 1-25

RPI 26-50

W-L RECORDS

RPI 51-100

RPI 101-999

RPI 201+

4- 21

0- 0

0- 1

OVERALL

0- 4

4- 16

3- 8

2- 9

0- 0

0- 0

HOME

0- 2

2- 7

2- 4

2- 12

0- 0

0- 1

AWAY

0- 2

2- 9

1- 4

0- 0

0- 0

0- 0

NEUTRAL

0- 0

0- 0

0- 0

1- 8

0- 0

0- 1

NON-CONFERENCE

0- 2

1- 5

1- 1

1- 3

0- 0

0- 0

HOME

0- 1

1- 2

1- 1

0- 5

0- 0

0- 1

AWAY

0- 1

0- 3

0- 0

0- 0

0- 0

0- 0

NEUTRAL

0- 0

0- 0

0- 0

3- 13

0- 0

0- 0

CONFERENCE

0- 2

3- 11

2- 7

1- 6

0- 0

0- 0

HOME

0- 1

1- 5

1- 3

2- 7

0- 0

0- 0

AWAY

0- 1

2- 6

1- 4

0- 0

0- 0

0- 0

NEUTRAL

0- 0

0- 0

0- 0

RPI 1-25

RPI 26-50

RPI 51-100

RPI 101+

Team's RPI: 314

RPI S Opponent Score

RPI S Opponent Score

RPI S Opponent Score

RPI S Opponent Score

27 A Georgia 48 56

68 A Belmont 59 78

110 A Wright St. 59 82

68 H Belmont 60 68

120 A Middle Tenn. 44 58

77 H IUPUI 54 68

128 A ETSU 55 74

95 A Kentucky 54 82

148 A SIUE 58 65

156 H Radford 41 60

180 A Jacksonville St. 60 58

193 H UT Martin 51 67

199 A Morehead St. 51 53

199 H Morehead St. 67 74

220 H Southeast Mo. St. 66 70

242 A Austin Peay 52 53

242 H Austin Peay 63 59

260 H Lipscomb 57 61

300 A Murray St. 73 80

300 H Murray St. 63 72

308 A Eastern Ky. 53 55

308 H Eastern Ky. 68 76

328 A Tennessee St. 66 76

340 H Winthrop 70 41

347 A Eastern Ill. 60 57

LAST 12 Division I GAMES:

300 A Murray St. 73 80

193 H UT Martin 51 67

242 A Austin Peay 52 53

220 H Southeast Mo. St. 66 70

68 H Belmont 60 68

199 A Morehead St. 51 53

180 A Jacksonville St. 60 58

308 A Eastern Ky. 53 55

347 A Eastern Ill. 60 57

300 H Murray St. 63 72

148 A SIUE 58 65

242 H Austin Peay 63 59

Non-Div I Games:

Cumberland (TN)

83 52

Tenn. Wesleyan

84 66

Tennessee Tech

Loss, Non-Conf, S Site, H Home A Away N Neutral

Average RPI Win: **131**
 Average RPI Loss: **19**

WON-LOST
RECORD

WINNING
PCT. RANK

LAST 10
GAMES

STRENGTH OF
SCHEDULE

OPP. STRENGTH
OF SCHEDULE

TEAM
RPI

ADJ.
RPI

CONF.
RPI

ADJ CONF.
RPI

DIV. I ONLY	22- 5	22	8- 2	17	26	11	11	4	4
DIV. I NON-CONF.	9- 2	33	0- 1	48	30	25	25	5	5

TOTALS	RPI 1-25	RPI 26-50	W-L RECORDS	RPI 51-100	RPI 101-999	RPI 201+			
22- 5	3- 4	1- 0	OVERALL	7- 1	11- 0	5- 0			
13- 2	1- 2	0- 0	HOME	4- 0	8- 0	4- 0			
7- 3	1- 2	1- 0	AWAY	3- 1	2- 0	1- 0			
2- 0	1- 0	0- 0	NEUTRAL	0- 0	1- 0	0- 0			
9- 2	2- 2	1- 0	NON-CONFERENCE	0- 0	6- 0	3- 0			
6- 1	1- 1	0- 0	HOME	0- 0	5- 0	3- 0			
1- 1	0- 1	1- 0	AWAY	0- 0	0- 0	0- 0			
2- 0	1- 0	0- 0	NEUTRAL	0- 0	1- 0	0- 0			
13- 3	1- 2	0- 0	CONFERENCE	7- 1	5- 0	2- 0			
7- 1	0- 1	0- 0	HOME	4- 0	3- 0	1- 0			
6- 2	1- 1	0- 0	AWAY	3- 1	2- 0	1- 0			
0- 0	0- 0	0- 0	NEUTRAL	0- 0	0- 0	0- 0			

RPI	S	Opponent	Score
2	H	UConn	71 75
5	A	Baylor	56 81
5	H	Baylor	87 93
6	H	Florida St.	87 72
10	A	Tennessee	75 82
24	A	Oklahoma	88 78
25	N	LSU	75 66

RPI	S	Opponent	Score
27	A	Georgia	81 53

RPI	S	Opponent	Score
61	A	West Virginia	73 55
61	H	West Virginia	79 58
63	A	Oklahoma St.	77 62
63	H	Oklahoma St.	84 79
71	A	TCU	77 79
71	H	TCU	92 65
92	A	Kansas St.	75 64
92	H	Kansas St.	76 54

RPI	S	Opponent	Score
119	H	Iowa St.	87 55
145	A	Kansas	55 41
145	H	Kansas	79 62
165	H	Louisiana Tech	88 54
178	H	Stetson	95 59
184	N	Washington	92 68
229	A	Texas Tech	90 39
229	H	Texas Tech	87 72
279	H	McNeese	100 34
296	H	UTSA	120 70
332	H	Northwestern St.	68 44

LAST 12 Division I GAMES:

5	H	Baylor	87 93	145	A	Kansas	55 41
63	A	Oklahoma St.	77 62	119	H	Iowa St.	87 55
229	H	Texas Tech	87 72	5	A	Baylor	56 81
92	H	Kansas St.	76 54	229	A	Texas Tech	90 39
61	A	West Virginia	73 55	2	H	UConn	71 75
71	H	TCU	92 65	145	H	Kansas	79 62

Non-Div I Games:

Texas

Average RPI Win:	124	WON-LOST	WINNING	LAST 10	STRENGTH OF	OPP. STRENGTH	TEAM	ADJ.	CONF.	ADJ CONF.
Average RPI Loss:	20	RECORD	PCT. RANK	GAMES	SCHEDULE	OF SCHEDULE	RPI	RPI	RPI	RPI
DIV. I ONLY	20- 8	61	6- 4	9	35	21	21	2	2	
DIV. I NON-CONF.	11- 3	45	0- 0	19	72	32	32	2	2	

TOTALS	RPI 1-25	RPI 26-50	W-L RECORDS	RPI 51-100	RPI 101-999	RPI 201+				
20- 8	2- 6	1- 1	OVERALL	5- 1	12- 0	4- 0				
14- 3	2- 1	0- 1	HOME	4- 1	8- 0	2- 0				
5- 4	0- 4	1- 0	AWAY	1- 0	3- 0	1- 0				
1- 1	0- 1	0- 0	NEUTRAL	0- 0	1- 0	1- 0				
11- 3	0- 2	1- 0	NON-CONFERENCE	3- 1	7- 0	4- 0				
8- 2	0- 1	0- 0	HOME	3- 1	5- 0	2- 0				
2- 0	0- 0	1- 0	AWAY	0- 0	1- 0	1- 0				
1- 1	0- 1	0- 0	NEUTRAL	0- 0	1- 0	1- 0				
9- 5	2- 4	0- 1	CONFERENCE	2- 0	5- 0	0- 0				
6- 1	2- 0	0- 1	HOME	1- 0	3- 0	0- 0				
3- 4	0- 4	0- 0	AWAY	1- 0	2- 0	0- 0				
0- 0	0- 0	0- 0	NEUTRAL	0- 0	0- 0	0- 0				

RPI	S	Opponent	Score	RPI	S	Opponent	Score	RPI	S	Opponent	Score	RPI	S	Opponent	Score
3	A	Mississippi St.	55 76	27	H	Georgia	84 92	56	H	Houston	83 65	104	A	Auburn	82 73
8	H	Oregon	68 83	49	A	Southern California	75 74	61	H	West Virginia	56 70	104	H	Auburn	78 59
8	N	Oregon	62 84					71	H	TCU	71 58	108	H	Little Rock	66 49
10	A	Tennessee	67 82					81	A	Alabama	73 54	124	H	Central Ark.	72 61
10	H	Tennessee	79 76					91	H	Rice	82 76	135	A	Vanderbilt	91 67
17	A	South Carolina	59 61					95	H	Kentucky	74 70	144	H	Ole Miss	83 54
25	A	LSU	78 80									158	H	Florida	85 80
25	H	LSU	69 59									176	H	Louisiana	83 62
												207	H	SMU	79 57
												229	A	Texas Tech	90 56
												249	N	Hawaii	103 59
												257	H	Prairie View	98 70
LAST 12 Division I GAMES:															
3	A	Mississippi St.	55 76	135	A	Vanderbilt	91 67								
158	H	Florida	85 80	25	H	LSU	69 59								
25	A	LSU	78 80	81	A	Alabama	73 54								
144	H	Ole Miss	83 54	27	H	Georgia	84 92								
104	H	Auburn	78 59	10	H	Tennessee	79 76								
10	A	Tennessee	67 82	104	A	Auburn	82 73								

Non-Div I Games:

Texas A&M

Average RPI Win:	300	WON-LOST	WINNING	LAST 10	STRENGTH OF	OPP. STRENGTH	TEAM	ADJ.	CONF.	ADJ CONF.
Average RPI Loss:	195	RECORD	PCT. RANK	GAMES	SCHEDULE	OF SCHEDULE	RPI	RPI	RPI	RPI
DIV. I ONLY	13- 10	136	8- 2	346	341	239	239	32	32	
DIV. I NON-CONF.	3- 6	239	0- 0	307	214	260	260	32	32	

TOTALS	RPI 1-25	RPI 26-50	W-L RECORDS	RPI 51-100	RPI 101-999	RPI 201+				
13- 10	0- 0	0- 0	OVERALL	0- 1	13- 9	13- 4				
5- 3	0- 0	0- 0	HOME	0- 0	5- 3	5- 1				
6- 7	0- 0	0- 0	AWAY	0- 1	6- 6	6- 3				
2- 0	0- 0	0- 0	NEUTRAL	0- 0	2- 0	2- 0				
3- 6	0- 0	0- 0	NON-CONFERENCE	0- 1	3- 5	3- 1				
0- 1	0- 0	0- 0	HOME	0- 0	0- 1	0- 0				
1- 5	0- 0	0- 0	AWAY	0- 1	1- 4	1- 1				
2- 0	0- 0	0- 0	NEUTRAL	0- 0	2- 0	2- 0				
10- 4	0- 0	0- 0	CONFERENCE	0- 0	10- 4	10- 3				
5- 2	0- 0	0- 0	HOME	0- 0	5- 2	5- 1				
5- 2	0- 0	0- 0	AWAY	0- 0	5- 2	5- 2				
0- 0	0- 0	0- 0	NEUTRAL	0- 0	0- 0	0- 0				

RPI 1-25				RPI 26-50				RPI 51-100				RPI 101+				Team's RPI: 239
RPI	S	Opponent	Score	RPI	S	Opponent	Score	RPI	S	Opponent	Score	RPI	S	Opponent	Score	
								100	A	Wake Forest	56 73	132	H	Texas St.	56 70	
												144	A	Ole Miss	58 73	
												145	A	Kansas	37 72	
												167	A	UTEP	55 65	
												187	H	Southern U.	57 67	
												227	A	New Orleans	69 72	
												228	A	Grambling	73 63	
												228	H	Grambling	66 56	
												233	N	New Mexico St.	66 50	
												257	A	Prairie View	48 65	
												257	H	Prairie View	56 61	
												294	H	Alcorn	91 57	
												304	A	Alabama St.	71 39	
												307	A	Jackson St.	77 74	
												307	H	Jackson St.	71 66	
												316	A	Alabama A&M	55 49	
												332	N	Northwestern St.	56 43	
												337	A	Sam Houston St.	77 58	
												338	A	Ark. -Pine Bluff	59 61	
												338	H	Ark. -Pine Bluff	58 52	
												341	A	Mississippi Val.	72 53	
												341	H	Mississippi Val.	55 39	
LAST 12 Division I GAMES:																
				338	A	Ark. -Pine Bluff	59 61	316	A	Alabama A&M	55 49					
				341	A	Mississippi Val.	72 53	338	H	Ark. -Pine Bluff	58 52					
				228	H	Grambling	66 56	341	H	Mississippi Val.	55 39					
				307	H	Jackson St.	71 66	228	A	Grambling	73 63					
				257	A	Prairie View	48 65	307	A	Jackson St.	77 74					
				304	A	Alabama St.	71 39	257	H	Prairie View	56 61					

Non-Div I Games: Paul Quinn 85 59 Wiley 74 36

Texas Southern

Average RPI Win:	255	WON-LOST	WINNING	LAST 10	STRENGTH OF	OPP. STRENGTH	TEAM	ADJ.	CONF.	ADJ CONF.
Average RPI Loss:	140	RECORD	PCT. RANK	GAMES	SCHEDULE	OF SCHEDULE	RPI	RPI	RPI	RPI
DIV. I ONLY	18- 8	71	7- 3	305	245	132	132	22	22	
DIV. I NON-CONF.	7- 4	102	0- 0	254	277	139	139	23	23	

TOTALS	RPI 1-25	RPI 26-50	W-L RECORDS	RPI 51-100	RPI 101-999	RPI 201+				
18- 8	0- 0	0- 0	OVERALL	0- 2	18- 6	13- 1				
8- 2	0- 0	0- 0	HOME	0- 1	8- 1	5- 0				
10- 5	0- 0	0- 0	AWAY	0- 0	10- 0	8- 0				
0- 1	0- 0	0- 0	NEUTRAL	0- 0	0- 1	0- 0				
7- 4	0- 0	0- 0	NON-CONFERENCE	0- 2	7- 2	6- 0				
3- 1	0- 0	0- 0	HOME	0- 1	3- 0	2- 0				
4- 2	0- 0	0- 0	AWAY	0- 1	4- 1	4- 0				
0- 1	0- 0	0- 0	NEUTRAL	0- 0	0- 1	0- 0				
11- 4	0- 0	0- 0	CONFERENCE	0- 0	11- 4	7- 1				
5- 1	0- 0	0- 0	HOME	0- 0	5- 1	3- 0				
6- 3	0- 0	0- 0	AWAY	0- 0	6- 3	4- 1				
0- 0	0- 0	0- 0	NEUTRAL	0- 0	0- 0	0- 0				

RPI 1-25				RPI 26-50				RPI 51-100				RPI 101+ Team's RPI: 132					
RPI	S	Opponent	Score	RPI	S	Opponent	Score	RPI	S	Opponent	Score	RPI	S	Opponent	Score		
								56	H	Houston	67	72	108	A	Little Rock	48	63
								71	A	TCU	58	82	112	N	Bethune-Cookman	56	62
													134	H	Fresno St.	76	59
													141	H	South Ala.	78	63
													159	A	UT Arlington	59	61
													168	H	Troy	83	75
													176	A	Louisiana	56	53
													176	H	Louisiana	58	65
													178	A	Stetson	54	61
													198	A	Arkansas St.	67	55
													229	A	Texas Tech	87	70
													239	A	Texas Southern	70	56
													256	A	Coastal Caro.	64	65
													256	H	Coastal Caro.	78	69
													257	H	Prairie View	84	57
													272	A	Appalachian St.	69	54
													272	H	Appalachian St.	92	50
													296	H	UTSA	91	38
													301	A	Incarnate Word	74	33
													315	A	Georgia St.	83	63
													329	A	Ga. Southern	81	56
													337	A	Sam Houston St.	73	41
													339	A	La.-Monroe	81	45
													339	H	La.-Monroe	86	52
LAST 12 Division I GAMES:																	
339	A	La.-Monroe	81	45	329	A	Ga. Southern	81	56								
176	A	Louisiana	56	53	176	H	Louisiana	58	65								
159	A	UT Arlington	59	61	339	H	La.-Monroe	86	52								
272	H	Appalachian St.	92	50	108	A	Little Rock	48	63								
256	H	Coastal Caro.	78	69	198	A	Arkansas St.	67	55								
315	A	Georgia St.	83	63	168	H	Troy	83	75								

Non-Div I Games:

Texas St.

Average RPI	Win:	291	WON-LOST	WINNING	LAST 10	STRENGTH OF	OPP. STRENGTH	TEAM	ADJ.	CONF.	ADJ CONF.
Average RPI	Loss:	62	RECORD	PCT. RANK	GAMES	SCHEDULE	OF SCHEDULE	RPI	RPI	RPI	RPI
DIV. I ONLY	7- 20	296	1- 9	66	83	229	229	4	4		
DIV. I NON-CONF.	6- 5	153	0- 0	262	300	253	253	5	5		

TOTALS	RPI 1-25	RPI 26-50	W-L RECORDS	RPI 51-100	RPI 101-999	RPI 201+					
7- 20	0- 7	0- 0	OVERALL	0- 9	7- 4	6- 0					
6- 11	0- 5	0- 0	HOME	0- 3	6- 3	6- 0					
1- 9	0- 2	0- 0	AWAY	0- 6	1- 1	0- 0					
0- 0	0- 0	0- 0	NEUTRAL	0- 0	0- 0	0- 0					
6- 5	0- 2	0- 0	NON-CONFERENCE	0- 2	6- 1	6- 0					
6- 3	0- 2	0- 0	HOME	0- 0	6- 1	6- 0					
0- 2	0- 0	0- 0	AWAY	0- 2	0- 0	0- 0					
0- 0	0- 0	0- 0	NEUTRAL	0- 0	0- 0	0- 0					
1- 15	0- 5	0- 0	CONFERENCE	0- 7	1- 3	0- 0					
0- 8	0- 3	0- 0	HOME	0- 3	0- 2	0- 0					
1- 7	0- 2	0- 0	AWAY	0- 4	1- 1	0- 0					
0- 0	0- 0	0- 0	NEUTRAL	0- 0	0- 0	0- 0					

RPI 1-25				RPI 26-50				RPI 51-100				RPI 101+ Team's RPI: 229			
RPI	S	Opponent	Score	RPI	S	Opponent	Score	RPI	S	Opponent	Score	RPI	S	Opponent	Score
5	A	Bayl or	49 97					56	A	Houston	75 79	119	A	Iowa St.	57 69
5	H	Bayl or	44 90					61	A	West Vi rgi ni a	52 82	119	H	Iowa St.	54 66
11	A	Texas	72 87					61	H	West Vi rgi ni a	60 74	132	H	Texas St.	70 87
11	H	Texas	39 90					63	A	Okl ahoma St.	62 80	145	A	Kansas	68 56
21	H	Texas A&M	56 90					63	H	Okl ahoma St.	57 98	145	H	Kansas	47 60
24	H	Okl ahoma	52 73					71	A	TCU	72 93	257	H	Prairie View	89 60
25	H	LSU	40 48					71	H	TCU	60 72	301	H	Incarnate Word	80 54
								92	A	Kansas St.	69 83	311	H	UTRGV	80 64
								93	A	New Mexico	56 90	338	H	Ark. -Pine Bluff	74 47
												342	H	Florida A&M	82 63
												344	H	UMass Lowell	93 65

LAST 12 Division I GAMES:															
71	H	TCU	60 72	63	A	Okl ahoma St.	62 80								
119	A	Iowa St.	57 69	61	A	West Vi rgi ni a	52 82								
11	A	Texas	72 87	11	H	Texas	39 90								
61	H	West Vi rgi ni a	60 74	145	A	Kansas	68 56								
92	A	Kansas St.	69 83	119	H	Iowa A&M	54 66								
5	H	Bayl or	44 90	24	H	Okl ahoma	52 73								

Non-Div I Games:

Texas Tech

Average RPI Win: 159	WON-LOST RECORD	WINNING PCT. RANK	LAST 10 GAMES	STRENGTH OF SCHEDULE	OPP. STRENGTH OF SCHEDULE	TEAM RPI	ADJ. RPI	CONF. RPI	ADJ CONF. RPI
Average RPI Loss: 71									
DIV. I ONLY	17- 10	101	3- 4	54	91	60	60	7	7
DIV. I NON-CONF.	9- 3	61	1- 1	63	139	33	33	8	8

TOTALS	RPI 1-25	RPI 26-50	W-L RECORDS	RPI 51-100	RPI 101-999	RPI 201+			
17- 10	0- 3	2- 2	OVERALL	2- 3	13- 2	5- 0			
11- 2	0- 1	2- 0	HOME	2- 0	7- 1	1- 0			
5- 7	0- 2	0- 1	AWAY	0- 3	5- 1	4- 0			
1- 1	0- 0	0- 1	NEUTRAL	0- 0	1- 0	0- 0			
9- 3	0- 1	1- 1	NON-CONFERENCE	1- 1	7- 0	3- 0			
5- 0	0- 0	1- 0	HOME	1- 0	3- 0	0- 0			
3- 2	0- 1	0- 0	AWAY	0- 1	3- 0	3- 0			
1- 1	0- 0	0- 1	NEUTRAL	0- 0	1- 0	0- 0			
8- 7	0- 2	1- 1	CONFERENCE	1- 2	6- 2	2- 0			
6- 2	0- 1	1- 0	HOME	1- 0	4- 1	1- 0			
2- 5	0- 1	0- 1	AWAY	0- 2	2- 1	1- 0			
0- 0	0- 0	0- 0	NEUTRAL	0- 0	0- 0	0- 0			

RPI 1-25				RPI 26-50				RPI 51-100				Team's RPI: 60				RPI 101+			
RPI	S	Opponent	Score	RPI	S	Opponent	Score	RPI	S	Opponent	Score	RPI	S	Opponent	Score	RPI	S	Opponent	Score
4	A	Louisville	55 90	26	A	Central Mich.	47 85	70	A	Duquesne	54 73	105	H	Cleveland St.	65 56				
15	A	Buffalo	69 87	29	H	Dayton	68 50	80	H	Maine	65 64	111	A	Western Mich.	78 73				
15	H	Buffalo	73 84	39	H	Ball St.	72 66	85	A	Ohio	61 78	111	H	Western Mich.	69 68				
				44	N	Western Ky.	56 70	85	H	Ohio	75 57	122	H	Saint Francis (PA)	74 66				
								87	A	Miami (OH)	58 67	126	H	Northern Ill.	63 60				
												160	H	Kent St.	55 62				
												176	H	Louisiana	79 55				
												187	N	Southern U.	81 76				
												200	A	Eastern Mich.	57 70				
												200	H	Eastern Mich.	80 69				
												209	A	Bowling Green	77 67				
												214	H	Akron	60 54				
												248	A	St. Bonaventure	58 39				
												323	A	Detroit Mercy	81 64				
												336	A	Iona	74 57				

										LAST 12 Division I GAMES:									
176	H	Louisiana	79 55	15	H	Buffalo	73 84	111	A	Western Mich.	78 73								
4	A	Louisville	55 90	209	A	Bowling Green	77 67	160	H	Kent St.	55 62								
200	H	Eastern Mich.	80 69	15	A	Buffalo	69 87	39	H	Ball St.	72 66								
111	H	Western Mich.	69 68	87	A	Miami (OH)	58 67												

Non-Div I Games:

Toledo

Average RPI Win: 256	WON-LOST RECORD	WINNING PCT. RANK	LAST 10 GAMES	STRENGTH OF SCHEDULE	OPP. STRENGTH OF SCHEDULE	TEAM RPI	ADJ. RPI	CONF. RPI	ADJ CONF. RPI
Average RPI Loss: 148									
DIV. I ONLY	9- 17	258	2- 8	250	179	270	270	10	10
DIV. I NON-CONF.	5- 6	187	0- 0	336	287	293	293	11	11

TOTALS	RPI 1-25	RPI 26-50	W-L RECORDS	RPI 51-100	RPI 101-999	RPI 201+			
9- 17	0- 0	0- 2	OVERALL	0- 4	9- 11	7- 5			
5- 7	0- 0	0- 1	HOME	0- 2	5- 4	4- 2			
3- 9	0- 0	0- 1	AWAY	0- 2	3- 6	2- 3			
1- 1	0- 0	0- 0	NEUTRAL	0- 0	1- 1	1- 0			
5- 6	0- 0	0- 0	NON-CONFERENCE	0- 1	5- 5	4- 3			
3- 2	0- 0	0- 0	HOME	0- 1	3- 1	2- 1			
1- 3	0- 0	0- 0	AWAY	0- 0	1- 3	1- 2			
1- 1	0- 0	0- 0	NEUTRAL	0- 0	1- 1	1- 0			
4- 11	0- 0	0- 2	CONFERENCE	0- 3	4- 6	3- 2			
2- 5	0- 0	0- 1	HOME	0- 1	2- 3	2- 1			
2- 6	0- 0	0- 1	AWAY	0- 2	2- 3	1- 1			
0- 0	0- 0	0- 0	NEUTRAL	0- 0	0- 0	0- 0			

RPI S Opponent	Score	RPI S Opponent	Score	RPI S Opponent	Score	RPI S Opponent	Score
50 A El on	61 84	50 H El on	45 71	53 A Drexel	53 78	127 A Delaware	49 51
				72 A James Madi son	45 69	139 A Northeastern	61 79
				72 H James Madi son	55 64	139 H Northeastern	61 70
				88 H George Washi ngton	43 66	153 A William & Mary	67 66
						153 H William & Mary	63 75
						156 N Radford	66 69
						162 H Saint Joseph' s	90 66
						173 A Pitt sburgh	63 81
						210 A Norfolk St.	76 86
						237 A Hofstra	72 83
						237 H Hofstra	73 72
						246 A Loyol a Maryl and	76 67
						253 A Col . of Charleston	83 58
						253 H Col . of Charleston	67 80
						259 H UNCW	72 71
						267 A Massachusetts	49 72
						275 H Col gate	61 65
						320 H UMBC	95 64
						334 H Wagner	64 42
						338 N Ark. -Pine Bluff	70 44

LAST 12 Division I GAMES:							
237 A Hofstra	72 83	50 H El on	45 71	253 A Col . of Charleston	83 58		
139 A Northeastern	61 79	50 A El on	61 84				
72 H James Madi son	55 64	127 A Delaware	49 51				
237 H Hofstra	73 72	259 H UNCW	72 71				
153 H William & Mary	63 75	153 A William & Mary	67 66				
53 A Drexel	53 78						

Non-Div I Games:

Towson

Average RPI Win:	240	WON-LOST	WINNING	LAST 10	STRENGTH OF	OPP. STRENGTH	TEAM	ADJ.	CONF.	ADJ CONF.
Average RPI Loss:	148	RECORD	PCT. RANK	GAMES	SCHEDULE	OF SCHEDULE	RPI	RPI	RPI	RPI
DIV. I ONLY	12- 11	159	7- 3	248	188	168	168	22	22	
DIV. I NON-CONF.	3- 6	239	0- 0	206	77	192	192	23	23	

TOTALS	RPI 1-25	RPI 26-50	W-L RECORDS	RPI 51-100	RPI 101-999	RPI 201+				
12- 11	0- 1	0- 0	OVERALL	1- 0	11- 10	7- 2				
7- 1	0- 0	0- 0	HOME	1- 0	6- 1	3- 1				
5- 9	0- 1	0- 0	AWAY	0- 0	5- 8	4- 1				
0- 1	0- 0	0- 0	NEUTRAL	0- 0	0- 1	0- 0				
3- 6	0- 1	0- 0	NON-CONFERENCE	1- 0	2- 5	2- 0				
1- 0	0- 0	0- 0	HOME	1- 0	0- 0	0- 0				
2- 5	0- 1	0- 0	AWAY	0- 0	2- 4	2- 0				
0- 1	0- 0	0- 0	NEUTRAL	0- 0	0- 1	0- 0				
9- 5	0- 0	0- 0	CONFERENCE	0- 0	9- 5	5- 2				
6- 1	0- 0	0- 0	HOME	0- 0	6- 1	3- 1				
3- 4	0- 0	0- 0	AWAY	0- 0	3- 4	2- 1				
0- 0	0- 0	0- 0	NEUTRAL	0- 0	0- 0	0- 0				

RPI 1-25				RPI 26-50				RPI 51-100				RPI 101+				Team's RPI: 168
RPI	S	Opponent	Score	RPI	S	Opponent	Score	RPI	S	Opponent	Score	RPI	S	Opponent	Score	
10	A	Tennessee	69 131					99	H	Jacksonville	89 88	108	H	Little Rock	76 70	
												117	A	Tulane	75 106	
												120	A	Middle Tenn.	57 73	
												132	A	Texas St.	75 83	
												141	A	South Ala.	68 79	
												141	H	South Ala.	82 71	
												144	A	Ole Miss	93 96	
												146	A	Samford	73 80	
												146	N	Samford	76 82	
												159	A	UT Arlington	57 76	
												176	A	Louisiana	62 55	
												198	H	Arkansas St.	95 78	
												256	A	Coastal Caro.	71 84	
												256	H	Coastal Caro.	92 97	
												272	A	Appalachian St.	93 64	
												272	H	Appalachian St.	81 74	
												304	A	Alabama St.	93 63	
												315	H	Georgia St.	90 86	
												328	A	Tennessee St.	95 66	
												329	H	Ga. Southern	88 47	
												339	A	La.-Monroe	86 79	
LAST 12 Division I GAMES:																
272	A	Appalachian St.	93 64	339	A	La.-Monroe	86 79									
256	A	Coastal Caro.	71 84	256	H	Coastal Caro.	92 97									
108	H	Little Rock	76 70	272	H	Appalachian St.	81 74									
198	H	Arkansas St.	95 78	141	A	South Ala.	68 79									
141	H	South Ala.	82 71	132	A	Texas St.	75 83									
176	A	Louisiana	62 55	159	A	UT Arlington	57 76									

Non-Div I Games: Montevallo 130 50 Stillman 89 62

Troy

Average RPI Loss: 71

DIV. I ONLY	12- 15	204	3- 7	36	74	117	117	8	8
DIV. I NON-CONF.	8- 5	111	0- 0	92	103	89	89	7	7
TOTALS	RPI 1-25		RPI 26-50		W-L RECORDS	RPI 51-100	RPI 101-999		RPI 201+
12- 15	0- 6		0- 1		OVERALL	1- 3	11- 5		3- 1
8- 5	0- 3		0- 0		HOME	0- 1	8- 1		1- 0
3- 8	0- 0		0- 0		AWAY	1- 0	2- 0		1- 0
1- 2	0- 0		0- 1		NEUTRAL	0- 0	1- 1		1- 0
8- 5	0- 2		0- 1		NON-CONFERENCE	1- 0	7- 2		3- 1
5- 1	0- 1		0- 0		HOME	0- 0	5- 0		1- 0
2- 2	0- 1		0- 0		AWAY	1- 0	1- 1		1- 1
1- 2	0- 0		0- 1		NEUTRAL	0- 0	1- 1		1- 0
4- 10	0- 4		0- 0		CONFERENCE	0- 3	4- 3		0- 0
3- 4	0- 2		0- 0		HOME	0- 1	3- 1		0- 0
1- 6	0- 2		0- 0		AWAY	0- 2	1- 2		0- 0
0- 0	0- 0		0- 0		NEUTRAL	0- 0	0- 0		0- 0

RPI 1-25				
RPI	S	Opponent	Score	
2	A	UConn	45	98
2	H	UConn	47	91
19	A	South Fla.	46	75
19	H	South Fla.	53	63
20	A	NC State	55	79
25	H	LSU	50	73

RPI 26-50				
RPI	S	Opponent	Score	
29	N	Dayton	65	71

RPI 51-100				
RPI	S	Opponent	Score	
51	A	UCF	51	59
56	A	Houston	48	72
56	H	Houston	92	98
80	A	Maine	42	34

RPI 101+				
RPI	S	Opponent	Score	
119	N	Iowa St.	64	67
120	H	Middle Tenn.	62	44
125	A	Cincinnati	52	83
135	H	Vanderbilt	71	59
137	H	Wichita St.	56	64
167	H	UTEP	67	56
168	H	Troy	106	75
179	A	Tulsa	72	63
179	H	Tulsa	70	39
185	H	East Carolina	64	58
190	H	Temple	69	65
201	A	Memphis	60	73
202	A	Southern Miss.	58	66
227	H	New Orleans	79	56
264	N	San Diego St.	80	46
279	A	McNeese	70	66

Team's RPI: 117				
RPI	S	Opponent	Score	
2	H	UConn	47	91
201	A	Memphis	60	73
125	A	Cincinnati	52	83
190	H	Temple	69	65
19	H	South Fla.	53	63
56	A	Houston	48	72

LAST 12 Division I GAMES:				
2	A	UConn	45	98
185	H	East Carolina	64	58
179	H	Tulsa	70	39
51	A	UCF	51	59
137	H	Wichita St.	56	64
56	H	Houston	92	98

Non-Div I Games:

Tulane

Average RPI Win:	161	WON-LOST	WINNING	LAST 10	STRENGTH OF	OPP. STRENGTH	TEAM	ADJ.	CONF.	ADJ CONF.
Average RPI Loss:	128	RECORD	PCT. RANK	GAMES	SCHEDULE	OF SCHEDULE	RPI	RPI	RPI	RPI
DIV. I ONLY	9- 17	258	1- 9	65	105	179	179	8	8	
DIV. I NON-CONF.	6- 6	170	0- 0	66	306	124	124	7	7	

TOTALS	RPI 1-25	RPI 26-50	W-L RECORDS	RPI 51-100	RPI 101-999	RPI 201+				
9- 17	0- 2	0- 0	OVERALL	2- 3	7- 12	2- 2				
5- 8	0- 1	0- 0	HOME	1- 3	4- 4	2- 0				
3- 9	0- 1	0- 0	AWAY	1- 0	2- 8	0- 2				
1- 0	0- 0	0- 0	NEUTRAL	0- 0	1- 0	0- 0				
6- 6	0- 0	0- 0	NON-CONFERENCE	1- 2	5- 4	2- 1				
3- 3	0- 0	0- 0	HOME	0- 2	3- 1	2- 0				
2- 3	0- 0	0- 0	AWAY	1- 0	1- 3	0- 1				
1- 0	0- 0	0- 0	NEUTRAL	0- 0	1- 0	0- 0				
3- 11	0- 2	0- 0	CONFERENCE	1- 1	2- 8	0- 1				
2- 5	0- 1	0- 0	HOME	1- 1	1- 3	0- 0				
1- 6	0- 1	0- 0	AWAY	0- 0	1- 5	0- 1				
0- 0	0- 0	0- 0	NEUTRAL	0- 0	0- 0	0- 0				

RPI	S	Opponent	Score	RPI	S	Opponent	Score	RPI	S	Opponent	Score	RPI	S	Opponent	Score	Team's RPI: 179
2	A	UConn	60 78					51	H	UCF	44 47	108	A	Little Rock	74 61	
19	H	South Fla.	57 71					56	H	Houston	83 77	116	A	Arkansas	41 67	
								57	A	South Dakota	64 61	117	A	Tulane	39 70	
								58	H	American	67 72	117	H	Tulane	63 72	
								68	H	Belmont	65 90	125	A	Cincinnati	41 78	
												125	H	Cincinnati	64 51	
												131	A	Saint Louis	66 77	
												137	A	Wichita St.	67 62	
												149	N	Binghamton	60 55	
												181	H	Oral Roberts	41 53	
												185	A	East Carolina	67 73	
												185	H	East Carolina	57 59	
												190	A	Temple	75 76	
												198	H	Arkansas St.	68 58	
												201	H	Memphis	48 69	
												207	A	SMU	70 74	
												215	A	North Texas	43 66	
												283	H	UMKC	76 52	
												338	H	Ark.-Pine Bluff	87 37	
LAST 12 Division I GAMES:																
185	H	East Carolina	57 59	51	H	UCF	44 47	117	A	Tulane	39 70	2	A	UConn	60 78	
125	A	Cincinnati	41 78	117	A	Tulane	39 70	201	H	Memphis	48 69	185	A	East Carolina	67 73	
56	H	Houston	83 77	2	A	UConn	60 78	185	A	East Carolina	67 73	125	H	Cincinnati	64 51	
207	A	SMU	70 74	201	H	Memphis	48 69									
190	A	Temple	75 76													
19	H	South Fla.	57 71													

Non-Div I Games: Alas. Anchorage 53 59

Tulsa

Average RPI Win:	211	WON-LOST	WINNING	LAST 10	STRENGTH OF	OPP. STRENGTH	TEAM	ADJ.	CONF.	ADJ CONF.
Average RPI Loss:	148	RECORD	PCT. RANK	GAMES	SCHEDULE	OF SCHEDULE	RPI	RPI	RPI	RPI
DIV. I ONLY	19- 4	17	8- 2	220	201	79	79	18	18	
DIV. I NON-CONF.	9- 2	33	0- 0	298	217	103	103	19	19	

TOTALS	RPI 1-25	RPI 26-50	W-L RECORDS	RPI 51-100	RPI 101-999	RPI 201+				
19- 4	0- 0	1- 0	OVERALL	1- 1	17- 3	9- 1				
9- 2	0- 0	1- 0	HOME	1- 0	7- 2	5- 1				
9- 1	0- 0	0- 0	AWAY	0- 0	9- 1	4- 0				
1- 1	0- 0	0- 0	NEUTRAL	0- 1	1- 0	0- 0				
9- 2	0- 0	0- 0	NON-CONFERENCE	0- 1	9- 1	4- 0				
5- 0	0- 0	0- 0	HOME	0- 0	5- 0	3- 0				
3- 1	0- 0	0- 0	AWAY	0- 0	3- 1	1- 0				
1- 1	0- 0	0- 0	NEUTRAL	0- 1	1- 0	0- 0				
10- 2	0- 0	1- 0	CONFERENCE	1- 0	8- 2	5- 1				
4- 2	0- 0	1- 0	HOME	1- 0	2- 2	2- 1				
6- 0	0- 0	0- 0	AWAY	0- 0	6- 0	3- 0				
0- 0	0- 0	0- 0	NEUTRAL	0- 0	0- 0	0- 0				

U

U

A

A

B

B

RPI 1-25				RPI 26-50				RPI 51-100				Team's RPI: 79				RPI 101+			
RPI	S	Opponent	Score	RPI	S	Opponent	Score	RPI	S	Opponent	Score	RPI	S	Opponent	Score	RPI	S	Opponent	Score
				44	H	Western Ky.	79 61									120	A	Middle Tenn.	59 51
								52	N	Indiana	63 71					138	H	Charlotte	71 80
								91	H	Rice	70 63					141	A	South Ala.	78 66
																146	H	Samford	77 53
																163	H	Southern Ill.	76 66
																165	A	Louisiana Tech	66 61
																167	A	UTEP	84 64
																191	A	High Point	77 61
																197	N	UC Santa Barbara	67 54
																201	A	Memphis	62 64
																202	H	Southern Miss.	63 80
																215	H	North Texas	68 52
																235	H	Fla. Atlantic	90 57
																272	A	Appalachian St.	70 59
																277	A	Old Dominion	74 61
																304	H	Alabama St.	61 44
																305	A	FIU	71 61
																316	H	Alabama A&M	85 58
																319	A	Marshall	69 62
																341	H	Mississippi Val.	87 72
LAST 12 Division I GAMES:																			
				138	H	Charlotte	71 80					305	A	FIU	71 61				
				91	H	Rice	70 63					215	H	North Texas	68 52				
				319	A	Marshall	69 62					202	H	Southern Miss.	63 80				
				165	A	Louisiana Tech	66 61					44	H	Western Ky.	79 61				
				167	A	UTEP	84 64					120	A	Middle Tenn.	59 51				
				235	H	Fla. Atlantic	90 57					277	A	Old Dominion	74 61				

Non-Div I Games: Tuskegee

105 50

Miles

85 42

UAB

UC Davis				Through Games Of Feb. 21, 2018							
Average RPI	Win:	208	WON-LOST	WINNING	LAST 10	STRENGTH OF	OPP. STRENGTH	TEAM	ADJ.	CONF.	ADJ CONF.
Average RPI	Loss:	88	RECORD	PCT. RANK	GAMES	SCHEDULE	OF SCHEDULE	RPI	RPI	RPI	RPI
DIV. I ONLY			22- 4	12	9- 1	233	141	64	64	21	21
DIV. I NON-CONF.			10- 3	52	0- 0	174	49	58	58	20	20

TOTALS	RPI 1-25			RPI 26-50		W-L RECORDS	RPI 51-100	RPI 101-999		RPI 201+	
22- 4	0- 0			0- 1		OVERALL	2- 2	20- 1		11- 1	
12- 1	0- 0			0- 0		HOME	1- 1	11- 0		7- 0	
9- 3	0- 0			0- 1		AWAY	1- 1	8- 1		4- 1	
1- 0	0- 0			0- 0		NEUTRAL	0- 0	1- 0		0- 0	
10- 3	0- 0			0- 1		NON-CONFERENCE	2- 2	8- 0		4- 0	
5- 1	0- 0			0- 0		HOME	1- 1	4- 0		2- 0	
4- 2	0- 0			0- 1		AWAY	1- 1	3- 0		2- 0	
1- 0	0- 0			0- 0		NEUTRAL	0- 0	1- 0		0- 0	
12- 1	0- 0			0- 0		CONFERENCE	0- 0	12- 1		7- 1	
7- 0	0- 0			0- 0		HOME	0- 0	7- 0		5- 0	
5- 1	0- 0			0- 0		AWAY	0- 0	5- 1		2- 1	
0- 0	0- 0			0- 0		NEUTRAL	0- 0	0- 0		0- 0	

RPI 1-25				RPI 26-50				RPI 51-100				Team's RPI: 64				RPI 101+			
RPI	S	Opponent	Score	RPI	S	Opponent	Score	RPI	S	Opponent	Score	RPI	S	Opponent	Score	RPI	S	Opponent	Score
				38	A	Oregon St.	47 61	51	H	UCF	55 62	118	N	Yale	71 61				
								59	A	Fordham	62 70	129	H	Portland St.	79 67				
								76	A	Saint Mary's (CA)	74 50	154	H	San Francisco	72 55				
								98	H	Washington St.	91 76	155	A	Cal Poly	80 76				
												155	H	Cal Poly	85 77				
												177	A	Pacific	90 58				
												195	A	UC Irvine	76 67				
												197	A	UC Santa Barbara	68 61				
												197	H	UC Santa Barbara	69 63				
												203	A	CSUN	71 75				
												203	H	CSUN	72 46				
												221	A	Seattle U	79 53				
												230	H	Pepperdine	69 64				
												231	H	UC Riverside	74 63				
												249	A	Hawaii	68 56				
												249	H	Hawaii	76 52				
												280	H	Sacramento St.	79 72				
												306	A	Long Beach St.	83 71				
												306	H	Long Beach St.	79 49				
												321	A	Southern Utah	85 59				
												324	H	Cal St. Fullerton	67 53				
LAST 12 Division I GAMES:																			
249	A	Hawaii	68 56	197	H	UC Santa Barbara	69 63	324	H	Cal St. Fullerton	67 53	155	A	Cal Poly	80 76	197	A	UC Santa Barbara	68 61
306	H	Long Beach St.	79 49	324	H	Cal St. Fullerton	67 53	231	H	UC Riverside	74 63	249	H	Hawaii	76 52	203	A	CSUN	71 75
203	H	CSUN	72 46	155	A	Cal Poly	80 76	249	H	Hawaii	76 52	306	A	Long Beach St.	83 71				
155	H	Cal Poly	85 77																
203	A	CSUN	71 75																
306	A	Long Beach St.	83 71																

Non-Div I Games:

UC Irvine				Through Games Of Feb. 21, 2018							
Average RPI	Win:	251	WON-LOST	WINNING	LAST 10	STRENGTH OF	OPP. STRENGTH	TEAM	ADJ.	CONF.	ADJ CONF.
Average RPI	Loss:	153	RECORD	PCT. RANK	GAMES	SCHEDULE	OF SCHEDULE	RPI	RPI	RPI	RPI
DIV. I ONLY			16- 10	109	7- 3	317	193	195	195	21	21
DIV. I NON-CONF.			7- 6	165	0- 0	297	228	221	221	20	20

TOTALS	RPI 1-25			RPI 26-50		W-L RECORDS	RPI 51-100	RPI 101-999		RPI 201+	
16- 10	0- 0			0- 0		OVERALL	0- 3	16- 7		14- 2	
8- 4	0- 0			0- 0		HOME	0- 1	8- 3		6- 1	
8- 4	0- 0			0- 0		AWAY	0- 2	8- 2		8- 0	
0- 2	0- 0			0- 0		NEUTRAL	0- 0	0- 2		0- 1	
7- 6	0- 0			0- 0		NON-CONFERENCE	0- 2	7- 4		7- 1	
3- 2	0- 0			0- 0		HOME	0- 0	3- 2		3- 0	
4- 2	0- 0			0- 0		AWAY	0- 2	4- 0		4- 0	
0- 2	0- 0			0- 0		NEUTRAL	0- 0	0- 2		0- 1	
9- 4	0- 0			0- 0		CONFERENCE	0- 1	9- 3		7- 1	
5- 2	0- 0			0- 0		HOME	0- 1	5- 1		3- 1	
4- 2	0- 0			0- 0		AWAY	0- 0	4- 2		4- 0	
0- 0	0- 0			0- 0		NEUTRAL	0- 0	0- 0		0- 0	

RPI 1-25				RPI 26-50				RPI 51-100				RPI 101+ Team's RPI: 195			
RPI	S	Opponent	Score	RPI	S	Opponent	Score	RPI	S	Opponent	Score	RPI	S	Opponent	Score
								64	H	UC Davis	67 76	129	H	Portland St.	72 82
								86	A	UNLV	54 73	137	N	Wichita St.	53 76
								93	A	New Mexico	61 83	143	H	Idaho St.	72 78
												155	A	Cal Poly	76 79
												155	H	Cal Poly	107 66
												197	A	UC Santa Barbara	55 82
												197	H	UC Santa Barbara	77 74
												203	H	CSUN	56 47
												212	A	CSU Bakersfield	72 59
												221	A	Seattle U	84 79
												223	N	Illinois	59 65
												230	H	Pepperdine	75 74
												231	A	UC Riverside	81 71
												231	H	UC Riverside	76 63
												249	A	Hawaii	74 67
												249	H	Hawaii	70 66
												264	A	San Diego St.	67 65
												298	H	Utah St.	87 84
												306	A	Long Beach St.	100 81
												306	H	Long Beach St.	73 80
												317	H	Portland	63 52
												321	A	Southern Utah	71 64
												324	A	Cal St. Fullerton	76 60
LAST 12 Division I GAMES:															
				306	H	Long Beach St.	73 80	203	H	CSUN	56 47				
				197	A	UC Santa Barbara	55 82	231	A	UC Riverside	81 71				
				155	H	Cal Poly	107 66	249	H	Hawaii	70 66				
				231	H	UC Riverside	76 63	155	A	Cal Poly	76 79				
				306	A	Long Beach St.	100 81	197	H	UC Santa Barbara	77 74				
				324	A	Cal St. Fullerton	76 60	249	A	Hawaii	74 67				

Non-Div I Games: Chapman 92 57

UC Irvine

Average RPI Win:	214	WON-LOST	WINNING	LAST 10	STRENGTH OF	OPP. STRENGTH	TEAM	ADJ.	CONF.	ADJ CONF.
Average RPI Loss:	130	RECORD	PCT. RANK	GAMES	SCHEDULE	OF SCHEDULE	RPI	RPI	RPI	RPI
DIV. I ONLY	8- 18	270	4- 6	100	145	231	231	21	21	
DIV. I NON-CONF.	3- 11	289	0- 0	47	37	200	200	20	20	

TOTALS	RPI 1-25	RPI 26-50	W-L RECORDS	RPI 51-100	RPI 101-999	RPI 201+				
8- 18	0- 2	0- 3	OVERALL	1- 2	7- 11	5- 4				
6- 5	0- 0	0- 1	HOME	0- 0	6- 4	5- 0				
1- 11	0- 2	0- 2	AWAY	0- 2	1- 5	0- 2				
1- 2	0- 0	0- 0	NEUTRAL	1- 0	0- 2	0- 2				
3- 11	0- 2	0- 3	NON-CONFERENCE	1- 1	2- 5	1- 2				
1- 3	0- 0	0- 1	HOME	0- 0	1- 2	1- 0				
1- 6	0- 2	0- 2	AWAY	0- 1	1- 1	0- 0				
1- 2	0- 0	0- 0	NEUTRAL	1- 0	0- 2	0- 2				
5- 7	0- 0	0- 0	CONFERENCE	0- 1	5- 6	4- 2				
5- 2	0- 0	0- 0	HOME	0- 0	5- 2	4- 0				
0- 5	0- 0	0- 0	AWAY	0- 1	0- 4	0- 2				
0- 0	0- 0	0- 0	NEUTRAL	0- 0	0- 0	0- 0				

RPI 1-25				RPI 26-50				RPI 51-100				RPI 101+ Team's RPI: 231			
RPI	S	Opponent	Score	RPI	S	Opponent	Score	RPI	S	Opponent	Score	RPI	S	Opponent	Score
9	A	UCLA	48 68	40	A	Arizona St.	48 73	57	A	South Dakota	66 75	119	A	Iowa St.	66 89
14	A	Stanford	43 53	43	A	Minnesota	75 101	64	A	UC Davis	63 74	134	A	Fresno St.	68 56
				49	H	Southern Cal i forni a	46 64	86	N	UNLV	95 88	142	H	Loyol a Marymount	59 67
												155	A	Cal Poly	73 91
												155	H	Cal Poly	82 87
												167	H	UTEP	62 73
												195	A	UC Irvi ne	63 76
												195	H	UC Irvi ne	71 81
												197	H	UC Santa Barbara	84 76
												203	A	CSUN	55 60
												203	H	CSUN	69 58
												207	N	SMU	51 73
												212	H	CSU Bakersfi eld	68 65
												249	A	Hawai i	57 63
												249	H	Hawai i	79 57
												280	N	Sacramento St.	72 99
												306	H	Long Beach St.	77 53
												324	H	Cal St. Fullerton	63 50

LAST 12 Division I GAMES:															
203	H	CSUN	69 58	203	A	CSUN	55 60								
195	A	UC Irvi ne	63 76	249	H	Hawai i	79 57								
197	H	UC Santa Barbara	84 76	324	H	Cal St. Fullerton	63 50								
155	A	Cal Poly	73 91	64	A	UC Davis	63 74								
249	A	Hawai i	57 63	306	H	Long Beach St.	77 53								
195	H	UC Irvi ne	71 81	155	H	Cal Poly	82 87								

Non-Div I Games:

UC Riverside

Average RPI Win:	261	WON-LOST	WINNING	LAST 10	STRENGTH OF	OPP. STRENGTH	TEAM	ADJ.	CONF.	ADJ CONF.
Average RPI Loss:	139	RECORD	PCT. RANK	GAMES	SCHEDULE	OF SCHEDULE	RPI	RPI	RPI	RPI
DIV. I ONLY	11- 15	220	5- 5	144	257	197	197	21	21	
DIV. I NON-CONF.	3- 9	280	0- 0	89	242	224	224	20	20	

TOTALS	RPI 1-25	RPI 26-50	W-L RECORDS	RPI 51-100	RPI 101-999	RPI 201+				
11- 15	0- 1	0- 1	OVERALL	0- 4	11- 9	9- 4				
6- 5	0- 0	0- 0	HOME	0- 1	6- 4	4- 2				
5- 9	0- 1	0- 1	AWAY	0- 2	5- 5	5- 2				
0- 1	0- 0	0- 0	NEUTRAL	0- 1	0- 0	0- 0				
3- 9	0- 1	0- 1	NON-CONFERENCE	0- 2	3- 5	3- 2				
1- 3	0- 0	0- 0	HOME	0- 0	1- 3	1- 1				
2- 5	0- 1	0- 1	AWAY	0- 1	2- 2	2- 1				
0- 1	0- 0	0- 0	NEUTRAL	0- 1	0- 0	0- 0				
8- 6	0- 0	0- 0	CONFERENCE	0- 2	8- 4	6- 2				
5- 2	0- 0	0- 0	HOME	0- 1	5- 1	3- 1				
3- 4	0- 0	0- 0	AWAY	0- 1	3- 3	3- 1				
0- 0	0- 0	0- 0	NEUTRAL	0- 0	0- 0	0- 0				

RPI 1-25				RPI 26-50				RPI 51-100				RPI 101+ Team's RPI: 197			
RPI	S	Opponent	Score	RPI	S	Opponent	Score	RPI	S	Opponent	Score	RPI	S	Opponent	Score
9	A	UCLA	44 74	38	A	Oregon St.	49 74	64	A	UC Davis	63 69	134	H	Fresno St.	57 64
								64	H	UC Davis	61 68	142	A	Loyola Marymount	61 67
								76	A	Saint Mary's (CA)	59 89	155	A	Cal Poly	72 73
								79	N	UAB	54 67	155	H	Cal Poly	73 68
												189	H	San Diego	58 71
												195	A	UC Irvine	74 77
												195	H	UC Irvine	82 55
												203	A	CSUN	74 73
												203	H	CSUN	30 48
												221	H	Seattle U	71 77
												231	A	UC Riverside	76 84
												233	A	New Mexico St.	77 47
												249	H	Hawaii	71 61
												264	H	San Diego St.	77 64
												285	A	Santa Clara	63 68
												306	A	Long Beach St.	90 74
												306	H	Long Beach St.	51 44
												312	A	Northern Ari z.	96 93
												324	A	Cal St. Fullerton	59 52
												324	H	Cal St. Fullerton	78 59

LAST 12 Division I GAMES:															
155	A	Cal Poly	72 73	203	H	CSUN	30 48								
195	H	UC Irvine	82 55	64	A	UC Davis	63 69								
324	H	Cal St. Fullerton	78 59	306	A	Long Beach St.	90 74								
324	A	Cal St. Fullerton	59 52	64	H	UC Davis	61 68								
231	A	UC Riverside	76 84	195	A	UC Irvine	74 77								
249	H	Hawaii	71 61	203	A	CSUN	74 73								

Non-Div I Games:

UC Santa Barbara

Average RPI Win:	172	WON-LOST	WINNING	LAST 10	STRENGTH OF	OPP. STRENGTH	TEAM	ADJ.	CONF.	ADJ CONF.
Average RPI Loss:	61	RECORD	PCT. RANK	GAMES	SCHEDULE	OF SCHEDULE	RPI	RPI	RPI	RPI
DIV. I ONLY	18- 9	78	7- 3	56	78	51	51	8	8	
DIV. I NON-CONF.	8- 5	111	0- 0	56	176	65	65	7	7	

TOTALS	RPI 1-25	RPI 26-50	W-L RECORDS	RPI 51-100	RPI 101-999	RPI 201+				
18- 9	0- 4	0- 1	OVERALL	2- 2	16- 2	5- 0				
9- 4	0- 2	0- 1	HOME	1- 1	8- 0	2- 0				
9- 5	0- 2	0- 0	AWAY	1- 1	8- 2	3- 0				
0- 0	0- 0	0- 0	NEUTRAL	0- 0	0- 0	0- 0				
8- 5	0- 0	0- 1	NON-CONFERENCE	2- 2	6- 2	3- 0				
4- 2	0- 0	0- 1	HOME	1- 1	3- 0	1- 0				
4- 3	0- 0	0- 0	AWAY	1- 1	3- 2	2- 0				
0- 0	0- 0	0- 0	NEUTRAL	0- 0	0- 0	0- 0				
10- 4	0- 4	0- 0	CONFERENCE	0- 0	10- 0	2- 0				
5- 2	0- 2	0- 0	HOME	0- 0	5- 0	1- 0				
5- 2	0- 2	0- 0	AWAY	0- 0	5- 0	1- 0				
0- 0	0- 0	0- 0	NEUTRAL	0- 0	0- 0	0- 0				

RPI	S	Opponent	Score	RPI	S	Opponent	Score	RPI	S	Opponent	Score	RPI	S	Opponent	Score
2	A	UConn	44 80	50	H	El on	57 71	62	H	Mercer	64 73	115	A	Chattanooga	58 57
2	H	UConn	37 55					64	A	UC Davis	62 55	117	H	Tulane	59 51
19	A	South Fla.	45 62					75	A	Virginia Tech	69 86	125	A	Cincinnati	50 38
19	H	South Fla.	68 77					77	H	IUPUI	63 59	137	H	Wichita St.	59 53
												146	A	Samford	51 58
												152	H	UNI	53 43
												170	H	Davidson	62 54
												177	A	Pacific	74 78
												179	A	Tulsa	47 44
												190	A	Temple	64 57
												190	H	Temple	76 46
												201	A	Memphis	63 40
												201	H	Memphis	61 41
												204	A	Boston U.	47 32
												207	A	SMU	60 42
												207	H	SMU	58 43
												232	A	Gardner-Webb	65 30
												329	H	Ga. Southern	62 38
LAST 12 Division I GAMES:															
201	A	Memphis	63 40	179	A	Tulsa	47 44								
19	H	South Fla.	68 77	207	H	SMU	58 43								
190	A	Temple	64 57	117	H	Tulane	59 51								
2	H	UConn	37 55	19	A	South Fla.	45 62								
201	H	Memphis	61 41	2	A	UConn	44 80								
125	A	Cincinnati	50 38	137	H	Wichita St.	59 53								

Non-Div I Games:

UCF

Average RPI Win:	109	WON-LOST	WINNING	LAST 10	STRENGTH OF	OPP. STRENGTH	TEAM	ADJ.	CONF.	ADJ CONF.
Average RPI Loss:	22	RECORD	PCT. RANK	GAMES	SCHEDULE	OF SCHEDULE	RPI	RPI	RPI	RPI
DIV. I ONLY	21- 6	36	8- 2	13	6	9	9	5	5	
DIV. I NON-CONF.	9- 2	33	0- 0	31	11	16	16	3	3	

TOTALS	RPI 1-25	RPI 26-50	W-L RECORDS	RPI 51-100	RPI 101-999	RPI 201+				
21- 6	2- 4	7- 1	OVERALL	4- 1	8- 0	4- 0				
11- 2	2- 2	4- 0	HOME	0- 0	5- 0	4- 0				
8- 4	0- 2	2- 1	AWAY	3- 1	3- 0	0- 0				
2- 0	0- 0	1- 0	NEUTRAL	1- 0	0- 0	0- 0				
9- 2	1- 1	1- 0	NON-CONFERENCE	2- 1	5- 0	3- 0				
5- 1	1- 1	0- 0	HOME	0- 0	4- 0	3- 0				
2- 1	0- 0	0- 0	AWAY	1- 1	1- 0	0- 0				
2- 0	0- 0	1- 0	NEUTRAL	1- 0	0- 0	0- 0				
12- 4	1- 3	6- 1	CONFERENCE	2- 0	3- 0	1- 0				
6- 1	1- 1	4- 0	HOME	0- 0	1- 0	1- 0				
6- 3	0- 2	2- 1	AWAY	2- 0	2- 0	0- 0				
0- 0	0- 0	0- 0	NEUTRAL	0- 0	0- 0	0- 0				

RPI	S	Opponent	Score	RPI	S	Opponent	Score	RPI	S	Opponent	Score	RPI	S	Opponent	Score
2	H	UConn	60 78	36	A	Cal i forn i a	82 46	59	A	Fordham	67 30	103	A	Seton Hal l	77 68
5	H	Bayl or	82 68	36	H	Cal i forn i a	60 52	63	A	Okl ahoma St.	72 87	147	A	Col orado	93 55
8	A	Oregon	94 101	38	A	Oregon St.	64 67	92	N	Kansas St.	64 55	184	A	Washi ngton	86 69
8	H	Oregon	61 70	38	H	Oregon St.	84 49	94	A	Utah	81 74	197	H	UC Santa Barbara	74 44
14	A	Stanford	65 76	40	H	Ari zona St.	71 63	98	A	Washi ngton St.	79 71	231	H	UC Ri versi de	68 48
14	H	Stanford	64 53	42	N	Creighton	72 63					244	H	San Jose St.	129 69
				49	A	Southern Cal i forn i a	84 70					251	H	Presbyteri an	76 40
				49	H	Southern Cal i forn i a	59 46					281	H	Ari zona	69 46
LAST 12 Di vi si on I GAMES:															
				8	A	Oregon	94 101	98	A	Washi ngton St.	79 71				
				38	A	Oregon St.	64 67	184	A	Washi ngton	86 69				
				40	H	Ari zona St.	71 63	14	H	Stanford	64 53				
				281	H	Ari zona	69 46	36	H	Cal i forn i a	60 52				
				49	A	Southern Cal i forn i a	84 70	147	A	Col orado	93 55				
				49	H	Southern Cal i forn i a	59 46	94	A	Utah	81 74				

Non-Di v I Games:

UCLA

Average RPI	Win:	WON-LOST RECORD	WINNING PCT. RANK	LAST 10 GAMES	STRENGTH OF SCHEDULE	OPP. STRENGTH OF SCHEDULE	TEAM RPI	ADJ. RPI	CONF. RPI	ADJ CONF. RPI
87										
Average RPI	Loss: 0									
DIV. I ONLY	27- 0	1	10- 0	6	4	2	2	8	8	
DIV. I NON-CONF.	13- 0	1	3- 0	1	1	1	1	7	7	

TOTALS	RPI 1-25	RPI 26-50	W-L RECORDS	RPI 51-100	RPI 101-999	RPI 201+				
27- 0	9- 0	2- 0	OVERALL	5- 0	11- 0	1- 0				
11- 0	3- 0	1- 0	HOME	1- 0	6- 0	0- 0				
12- 0	4- 0	1- 0	AWAY	2- 0	5- 0	1- 0				
4- 0	2- 0	0- 0	NEUTRAL	2- 0	0- 0	0- 0				
13- 0	8- 0	2- 0	NON-CONFERENCE	2- 0	1- 0	1- 0				
4- 0	3- 0	1- 0	HOME	0- 0	0- 0	0- 0				
5- 0	3- 0	1- 0	AWAY	0- 0	1- 0	1- 0				
4- 0	2- 0	0- 0	NEUTRAL	2- 0	0- 0	0- 0				
14- 0	1- 0	0- 0	CONFERENCE	3- 0	10- 0	0- 0				
7- 0	0- 0	0- 0	HOME	1- 0	6- 0	0- 0				
7- 0	1- 0	0- 0	AWAY	2- 0	4- 0	0- 0				
0- 0	0- 0	0- 0	NEUTRAL	0- 0	0- 0	0- 0				

RPI	S	Opponent	Score
1	H	Notre Dame	80 71
4	H	Louisville	69 58
9	A	UCLA	78 60
11	A	Texas	75 71
14	N	Stanford	78 53
17	A	South Carolina	83 58
19	A	South Fla.	100 49
22	H	Maryland	97 72
24	N	Oklahoma	88 64

RPI	S	Opponent	Score
28	A	DePaul	103 69
36	H	Cal i forni a	82 47

RPI	S	Opponent	Score
51	A	UCF	55 37
51	H	UCF	80 44
56	A	Houston	95 35
67	N	Michigan St.	96 62
70	N	Duquesne	104 52

RPI	S	Opponent	Score
117	A	Tulane	91 47
117	H	Tulane	98 45
125	H	Cincinnati	106 65
137	H	Wichita St.	124 43
179	H	Tulsa	78 60
185	A	East Carolina	96 35
190	A	Temple	113 57
190	H	Temple	106 45
201	A	Memphis	93 36
201	H	Memphis	97 49
218	A	Nevada	88 57

LAST 12 Division I GAMES:

117	A	Tulane	91 47	17	A	South Carolina	83 58
190	H	Temple	106 45	117	H	Tulane	98 45
4	H	Louisville	69 58	201	A	Memphis	93 36
137	H	Wichita St.	124 43	190	A	Temple	113 57
51	A	UCF	55 37	179	H	Tulsa	78 60
125	H	Cincinnati	106 65	11	A	Texas	75 71

Non-Div I Games:

UConn

UMBC				WON-LOST		WINNING		LAST 10		STRENGTH OF		OPP. STRENGTH		TEAM		ADJ.		CONF.		ADJ CONF.	
Average RPI Win: 317				RECORD		PCT. RANK		GAMES		SCHEDULE		OF SCHEDULE		RPI		RPI		RPI		RPI	
Average RPI Loss: 168																					
DIV. I ONLY				2- 24		342		1- 9		143		267		320		320		20		20	
DIV. I NON-CONF.				0- 12		337		0- 0		222		265		340		340		24		24	
TOTALS				RPI 1-25		RPI 26-50		W-L RECORDS		RPI 51-100		RPI 101-999		RPI 201+							
2- 24				0- 0		0- 1		OVERALL		0- 6		2- 17		2- 8							
1- 10				0- 0		0- 0		HOME		0- 3		1- 7		1- 3							
1- 12				0- 0		0- 1		AWAY		0- 3		1- 8		1- 3							
0- 2				0- 0		0- 0		NEUTRAL		0- 0		0- 2		0- 2							
0- 12				0- 0		0- 1		NON-CONFERENCE		0- 2		0- 9		0- 7							
0- 4				0- 0		0- 0		HOME		0- 1		0- 3		0- 2							
0- 6				0- 0		0- 1		AWAY		0- 1		0- 4		0- 3							
0- 2				0- 0		0- 0		NEUTRAL		0- 0		0- 2		0- 2							
2- 12				0- 0		0- 0		CONFERENCE		0- 4		2- 8		2- 1							
1- 6				0- 0		0- 0		HOME		0- 2		1- 4		1- 1							
1- 6				0- 0		0- 0		AWAY		0- 2		1- 4		1- 0							
0- 0				0- 0		0- 0		NEUTRAL		0- 0		0- 0		0- 0							

RPI 1-25				RPI 26-50				RPI 51-100				RPI 101+ Team's RPI: 320			
RPI	S	Opponent	Score	RPI	S	Opponent	Score	RPI	S	Opponent	Score	RPI	S	Opponent	Score
				35	A	Princeton	40 77	58	H	American	48 61	101	A	George Mason	38 58
								59	A	Fordham	46 55	149	A	Binghamton	51 81
								80	A	Maine	36 69	149	H	Binghamton	53 68
								80	H	Maine	50 64	157	A	Hartford	54 65
								83	A	Albany (NY)	45 79	172	H	Denver	48 70
								83	H	Albany (NY)	75 78	182	A	New Hampshire	51 56
												182	H	New Hampshire	46 51
												188	A	Stony Brook	49 53
												188	H	Stony Brook	44 69
												213	H	Columbia	44 60
												237	A	Hofstra	55 71
												248	N	St. Bonaventure	54 63
												270	A	Towson	64 95
												271	A	UMES	43 66
												278	N	North Dakota St.	53 67
												286	H	LIU Brooklyn	52 66
												289	A	Vermont	52 51
												289	H	Vermont	58 72
												344	H	UMass Lowell	66 54
LAST 12 Division I GAMES:															
				83	A	Albany (NY)	45 79	80	A	Maine	36 69				
				188	A	Stony Brook	49 53	149	A	Binghamton	51 81				
				182	H	New Hampshire	46 51	83	H	Albany (NY)	75 78				
				149	H	Binghamton	53 68	157	A	Hartford	54 65				
				289	A	Vermont	52 51	344	H	UMass Lowell	66 54				
				188	H	Stony Brook	44 69	80	H	Maine	50 64				

Non-Div I Games: Gettysburg 72 45

UMBC

■ Loss,
 ■ Non-Conf,
 ■ S Site,
 ■ Home
 ■ A Away
 N Neutral

UMES		Through Games Of Feb. 21, 2018								
Average RPI Win: 313		WON-LOST RECORD	WINNING PCT. RANK	LAST 10 GAMES	STRENGTH OF SCHEDULE	OPP. STRENGTH OF SCHEDULE	TEAM RPI	ADJ. RPI	CONF. RPI	ADJ CONF. RPI
Average RPI Loss: 167										
DIV. I ONLY		7- 16	272	5- 5	208	321	271	271	30	30
DIV. I NON-CONF.		1- 8	313	0- 0	90	133	275	275	30	30

TOTALS		RPI 1-25	RPI 26-50	W-L RECORDS	RPI 51-100	RPI 101-999	RPI 201+			
7- 16		0- 1	0- 1	OVERALL	0- 2	7- 12	7- 7			
4- 4		0- 0	0- 0	HOME	0- 0	4- 4	4- 3			
3- 11		0- 1	0- 1	AWAY	0- 2	3- 7	3- 4			
0- 1		0- 0	0- 0	NEUTRAL	0- 0	0- 1	0- 0			
1- 8		0- 1	0- 1	NON-CONFERENCE	0- 2	1- 4	1- 1			
1- 1		0- 0	0- 0	HOME	0- 0	1- 1	1- 1			
0- 6		0- 1	0- 1	AWAY	0- 2	0- 2	0- 0			
0- 1		0- 0	0- 0	NEUTRAL	0- 0	0- 1	0- 0			
6- 8		0- 0	0- 0	CONFERENCE	0- 0	6- 8	6- 6			
3- 3		0- 0	0- 0	HOME	0- 0	3- 3	3- 2			
3- 5		0- 0	0- 0	AWAY	0- 0	3- 5	3- 4			
0- 0		0- 0	0- 0	NEUTRAL	0- 0	0- 0	0- 0			

RPI 1-25				RPI 26-50				RPI 51-100				RPI 101+ Team's RPI: 271			
RPI	S	Opponent	Score	RPI	S	Opponent	Score	RPI	S	Opponent	Score	RPI	S	Opponent	Score
15	A	Buffalo	41 76	31	A	Syracuse	45 68	75	A	Virginia Tech	52 90	101	A	George Mason	68 82
								100	A	Wake Forest	50 92	112	A	Bethune-Cookman	61 73
												112	H	Bethune-Cookman	48 55
												149	N	Binghamton	51 68
												185	A	East Carolina	54 64
												205	H	Hampton	65 70
												206	A	N. C. A&T	60 65
												206	H	N. C. A&T	45 57
												258	A	Morgan St.	50 63
												262	A	Howard	83 79
												262	H	Howard	58 52
												288	H	Mt. St. Mary's	63 66
												310	A	Coppin St.	63 69
												318	A	South Carolina St.	51 54
												320	H	UMBC	66 43
												331	A	N. C. Central	80 69
												331	H	N. C. Central	84 73
												342	H	Florida A&M	87 70
												343	A	Savannah St.	68 56
												112	H	Bethune-Cookman	48 55
LAST 12 Division I GAMES:															
206	A	N. C. A&T	60 65	262	H	Howard	58 52								
331	A	N. C. Central	80 69	331	H	N. C. Central	84 73								
262	A	Howard	83 79	206	H	N. C. A&T	45 57								
112	A	Bethune-Cookman	61 73	318	A	South Carolina St.	51 54								
342	H	Florida A&M	87 70	343	A	Savannah St.	68 56								
310	A	Coppin St.	63 69	112	H	Bethune-Cookman	48 55								

Non-Div I Games: Wesley 97 30 Alas. Anchorage 59 **69** Valley Forge 92 38

UMES

Loss, **Non-Conf**, **S Site**, **H Home** **A Away** **N Neutral**

UMKC				Through Games Of Feb. 21, 2018							
Average RPI Win:		266	WON-LOST RECORD	WINNING PCT. RANK	LAST 10 GAMES	STRENGTH OF SCHEDULE	OPP. STRENGTH OF SCHEDULE	TEAM RPI	ADJ. RPI	CONF. RPI	ADJ CONF. RPI
Average RPI Loss:		187									
DIV. I ONLY		6- 17	292	4- 6	218	295	283	283	31	31	
DIV. I NON-CONF.		1- 11	331	0- 0	147	124	294	294	31	31	

TOTALS		RPI 1-25	RPI 26-50		W-L RECORDS		RPI 51-100	RPI 101-999	RPI 201+		
6- 17		0- 0	0- 1		OVERALL		0- 1	6- 15	5- 8		
2- 6		0- 0	0- 1		HOME		0- 0	2- 5	2- 3		
3- 11		0- 0	0- 0		AWAY		0- 1	3- 10	3- 5		
1- 0		0- 0	0- 0		NEUTRAL		0- 0	1- 0	0- 0		
1- 11		0- 0	0- 1		NON-CONFERENCE		0- 1	1- 9	0- 2		
0- 3		0- 0	0- 1		HOME		0- 0	0- 2	0- 0		
0- 8		0- 0	0- 0		AWAY		0- 1	0- 7	0- 2		
1- 0		0- 0	0- 0		NEUTRAL		0- 0	1- 0	0- 0		
5- 6		0- 0	0- 0		CONFERENCE		0- 0	5- 6	5- 6		
2- 3		0- 0	0- 0		HOME		0- 0	2- 3	2- 3		
3- 3		0- 0	0- 0		AWAY		0- 0	3- 3	3- 3		
0- 0		0- 0	0- 0		NEUTRAL		0- 0	0- 0	0- 0		

RPI 1-25				RPI 26-50				RPI 51-100				RPI 101+ Team's RPI: 283			
RPI	S	Opponent	Score	RPI	S	Opponent	Score	RPI	S	Opponent	Score	RPI	S	Opponent	Score
				37	H	Northern Colo.	73 88	66	A	Nebraska	60 80	113	A	Western Ill.	71 90
												119	A	Iowa St.	45 61
												137	A	Wichita St.	63 72
												145	A	Kansas	48 63
												172	H	Denver	68 77
												178	N	Stetson	67 50
												179	A	Tulsa	52 76
												181	H	Oral Roberts	73 76
												212	A	CSU Bakersfield	60 58
												212	H	CSU Bakersfield	62 76
												221	A	Seattle U	62 66
												221	H	Seattle U	58 62
												233	A	New Mexico St.	62 70
												235	A	Fla. Atlantic	55 65
												254	A	Illinois St.	53 64
												276	A	Grand Canyon	62 59
												276	H	Grand Canyon	84 82
												311	A	UTRGV	54 52
												325	A	Utah Valley	65 68
												325	H	Utah Valley	59 66
												345	H	Chicago St.	106 47

LAST 12 Division I GAMES:															
				345	H	Chicago St.	106 47	276	A	Grand Canyon	62 59				
				325	A	Utah Valley	65 68	212	A	CSU Bakersfield	60 58				
				221	A	Seattle U	62 66	221	H	Seattle U	58 62				
				212	H	CSU Bakersfield	62 76	325	H	Utah Valley	59 66				
				276	H	Grand Canyon	84 82	311	A	UTRGV	54 52				
				233	A	New Mexico St.	62 70	235	A	Fla. Atlantic	55 65				

Non-Div I Games: Lincoln (MO) 98 41 Harris-Stowe 114 59 Cent. Christian Bib90 10

UMKC

Loss, Non-Conf, S Site, H Home A Away N Neutral

Average RPI		Win: 283	Loss: 210	WON-LOST RECORD	WINNING PCT. RANK	LAST 10 GAMES	STRENGTH OF SCHEDULE	OPP. STRENGTH OF SCHEDULE	TEAM RPI	ADJ. RPI	CONF. RPI	ADJ. CONF. RPI
DIV. I ONLY				3- 23	335	1- 9	315	293	344	344	20	20
DIV. I NON-CONF.				2- 10	300	0- 0	348	344	348	348	24	24
TOTALS		RPI 1-25			RPI 26-50		W-L RECORDS		RPI 51-100		RPI 101-999	
3- 23	0- 0			0- 0		OVERALL		0- 4		3- 19		3- 12
2- 9	0- 0			0- 0		HOME		0- 2		2- 7		2- 4
1- 14	0- 0			0- 0		AWAY		0- 2		1- 12		1- 8
0- 0	0- 0			0- 0		NEUTRAL		0- 0		0- 0		0- 0
2- 10	0- 0			0- 0		NON-CONFERENCE		0- 0		2- 10		2- 10
1- 4	0- 0			0- 0		HOME		0- 0		1- 4		1- 4
1- 6	0- 0			0- 0		AWAY		0- 0		1- 6		1- 6
0- 0	0- 0			0- 0		NEUTRAL		0- 0		0- 0		0- 0
1- 13	0- 0			0- 0		CONFERENCE		0- 4		1- 9		1- 2
1- 5	0- 0			0- 0		HOME		0- 2		1- 3		1- 0
0- 8	0- 0			0- 0		AWAY		0- 2		0- 6		0- 2
0- 0	0- 0			0- 0		NEUTRAL		0- 0		0- 0		0- 0

RPI 1-25				RPI 26-50				RPI 51-100				RPI 101+				Team's RPI: 344	
RPI	S	Opponent	Score	RPI	S	Opponent	Score	RPI	S	Opponent	Score	RPI	S	Opponent	Score		
								80	A	Maine	65	70	149	A	Binghamton	38	52
								80	H	Maine	51	69	149	H	Binghamton	46	76
								83	A	Albany (NY)	60	93	157	A	Hartford	56	78
								83	H	Albany (NY)	52	61	157	H	Hartford	42	81
													182	A	New Hampshire	45	66
													188	A	Stony Brook	50	59
													188	H	Stony Brook	60	63
													213	H	Columbia	77	70
													229	A	Texas Tech	65	93
													236	H	Holy Cross	56	84
													250	A	Fairfield	67	78
													258	H	Morgan St.	59	65
													265	H	Cornell	53	71
													267	A	Fairleigh Dickinson	51	60
													267	H	Massachusetts	63	73
													275	A	Colgate	64	84
													289	A	Vermont	55	63
													289	H	Vermont	65	60
													320	A	UMBC	54	66
													327	A	Rhode Island	64	81
													346	A	Longwood	82	84
													348	A	Saint Peter's	66	60
LAST 12 Division I GAMES:																	
				149	A	Binghamton	38	52	157	A	Hartford	56	78				
				80	A	Maine	65	70	188	A	Stony Brook	50	59				
				289	H	Vermont	65	60	149	H	Binghamton	46	76				
				188	H	Stony Brook	60	63	83	H	Albany (NY)	52	61				
				83	A	Albany (NY)	60	93	182	A	New Hampshire	45	66				
				80	H	Maine	51	69	320	A	UMBC	54	66				

Non-Div I Games:	Fisher	102	47
------------------	--------	-----	----

UMass Lowell

■ Loss, ■ Non-Conf, S Site, H Home A Away N Neutral

Average RPI Win:	262	WON-LOST	WINNING	LAST 10	STRENGTH OF	OPP. STRENGTH	TEAM	ADJ.	CONF.	ADJ CONF.
Average RPI Loss:	165	RECORD	PCT. RANK	GAMES	SCHEDULE	OF SCHEDULE	RPI	RPI	RPI	RPI
DIV. I ONLY	13- 12	163	7- 3	257	287	216	216	27	27	
DIV. I NON-CONF.	2- 8	290	0- 0	264	172	307	307	28	28	

TOTALS	RPI 1-25	RPI 26-50	W-L RECORDS	RPI 51-100	RPI 101-999	RPI 201+				
13- 12	0- 1	0- 0	OVERALL	1- 2	12- 9	10- 3				
6- 7	0- 0	0- 0	HOME	1- 1	5- 6	5- 1				
7- 5	0- 1	0- 0	AWAY	0- 1	7- 3	5- 2				
0- 0	0- 0	0- 0	NEUTRAL	0- 0	0- 0	0- 0				
2- 8	0- 1	0- 0	NON-CONFERENCE	0- 1	2- 6	2- 2				
1- 4	0- 0	0- 0	HOME	0- 1	1- 3	1- 0				
1- 4	0- 1	0- 0	AWAY	0- 0	1- 3	1- 2				
0- 0	0- 0	0- 0	NEUTRAL	0- 0	0- 0	0- 0				
11- 4	0- 0	0- 0	CONFERENCE	1- 1	10- 3	8- 1				
5- 3	0- 0	0- 0	HOME	1- 0	4- 3	4- 1				
6- 1	0- 0	0- 0	AWAY	0- 1	6- 0	4- 0				
0- 0	0- 0	0- 0	NEUTRAL	0- 0	0- 0	0- 0				

RPI 1-25				RPI 26-50				RPI 51-100				RPI 101+ Team's RPI: 216			
RPI	S	Opponent	Score	RPI	S	Opponent	Score	RPI	S	Opponent	Score	RPI	S	Opponent	Score
20	A	NC State	55 87					62	H	Mercer	56 67	120	H	Middle Tenn.	57 72
								89	A	Liberty	48 53	138	H	Charlotte	47 51
								89	H	Liberty	48 41	156	A	Radford	67 56
												156	H	Radford	48 64
												170	A	Davi dson	50 58
												175	H	Furman	63 71
												191	A	Hi gh Poi nt	78 59
												191	H	Hi gh Poi nt	45 58
												232	A	Gardner-Webb	61 60
												251	H	Presbyteri an	74 76
												261	A	Campbel l	60 52
												261	H	Campbel l	38 33
												272	H	Appal achian St.	69 60
												291	A	USC Upstate	76 70
												299	A	Wofford	68 70
												309	A	Western Caro.	52 62
												313	A	Charleston So.	78 61
												313	H	Charleston So.	71 69
												340	A	Wi nthrop	70 48
												340	H	Wi nthrop	63 51
												346	H	Longwood	82 52

LAST 12 Division I GAMES:															
261	H	Campbel l	38 33	232	A	Gardner-Webb	61 60								
89	A	Liberty	48 53	251	H	Presbyteri an	74 76								
313	H	Charleston So.	71 69	313	A	Charleston So.	78 61								
191	A	Hi gh Poi nt	78 59	340	A	Wi nthrop	70 48								
156	H	Radford	48 64	89	H	Li berty	48 41								
340	H	Wi nthrop	63 51	346	H	Longwood	82 52								

Non-Div I Games: Warren Wilson 100 53

UNC Asheville

Average RPI Win:	250	WON-LOST	WINNING	LAST 10	STRENGTH OF	OPP. STRENGTH	TEAM	ADJ.	CONF.	ADJ CONF.
Average RPI Loss:	151	RECORD	PCT. RANK	GAMES	SCHEDULE	OF SCHEDULE	RPI	RPI	RPI	RPI
DIV. I ONLY	8- 16	264	4- 6	132	238	222	222	17	17	
DIV. I NON-CONF.	3- 8	268	0- 0	189	320	255	255	17	17	

TOTALS	RPI 1-25	RPI 26-50	W-L RECORDS	RPI 51-100	RPI 101-999	RPI 201+				
8- 16	0- 1	0- 1	OVERALL	0- 2	8- 12	6- 4				
4- 6	0- 0	0- 0	HOME	0- 1	4- 5	2- 2				
4- 10	0- 1	0- 1	AWAY	0- 1	4- 7	4- 2				
0- 0	0- 0	0- 0	NEUTRAL	0- 0	0- 0	0- 0				
3- 8	0- 1	0- 1	NON-CONFERENCE	0- 0	3- 6	3- 4				
1- 3	0- 0	0- 0	HOME	0- 0	1- 3	1- 2				
2- 5	0- 1	0- 1	AWAY	0- 0	2- 3	2- 2				
0- 0	0- 0	0- 0	NEUTRAL	0- 0	0- 0	0- 0				
5- 8	0- 0	0- 0	CONFERENCE	0- 2	5- 6	3- 0				
3- 3	0- 0	0- 0	HOME	0- 1	3- 2	1- 0				
2- 5	0- 0	0- 0	AWAY	0- 1	2- 4	2- 0				
0- 0	0- 0	0- 0	NEUTRAL	0- 0	0- 0	0- 0				

RPI 1-25				RPI 26-50				RPI 51-100				RPI 101+				Team's RPI: 222
RPI	S	Opponent	Score	RPI	S	Opponent	Score	RPI	S	Opponent	Score	RPI	S	Opponent	Score	
13	A	Duke	54 85	34	A	Virginia	50 68	62	A	Mercer	57 80	115	A	Chattanooga	42 49	
								62	H	Mercer	54 57	115	H	Chattanooga	57 73	
												128	A	ETSU	52 60	
												128	H	ETSU	65 61	
												146	A	Samford	48 56	
												146	H	Samford	53 60	
												156	A	Radford	53 56	
												175	A	Furman	54 55	
												175	H	Furman	76 74	
												191	H	High Point	72 81	
												210	A	Norfolk St.	63 64	
												251	A	Presbyteria n	64 57	
												256	A	Coastal Caro.	60 54	
												261	H	Campbel l	61 72	
												282	H	VCU	74 61	
												299	A	Wofford	81 75	
												299	H	Wofford	66 51	
												300	H	Murray St.	52 63	
												308	A	Eastern Ky.	59 70	
												309	A	Western Caro.	88 67	
LAST 12 Division I GAMES:																
				62	H	Mercer	54 57	309	A	Western Caro.	88 67					
				146	H	Samford	53 60	146	A	Samford	48 56					
				299	A	Wofford	81 75	62	A	Mercer	57 80					
				175	A	Furman	54 55	175	H	Furman	76 74					
				115	H	Chattanooga	57 73	299	H	Wofford	66 51					
				128	H	ETSU	65 61	128	A	ETSU	52 60					

Non-Div I Games: Greensboro 82 34 Tuscul um 69 71 Lees-McRae 78 62 Southern Wesleyan 96 35
UNCG

Loss, Non-Conf, S Site, H Home A Away N Neutral

Average RPI Win:	257	WON-LOST	WINNING	LAST 10	STRENGTH OF	OPP. STRENGTH	TEAM	ADJ.	CONF.	ADJ CONF.
Average RPI Loss:	144	RECORD	PCT. RANK	GAMES	SCHEDULE	OF SCHEDULE	RPI	RPI	RPI	RPI
DIV. I ONLY	7- 17	278	2- 8	180	178	259	259	10	10	
DIV. I NON-CONF.	5- 4	146	0- 0	330	257	227	227	11	11	
<hr/>										
TOTALS	RPI 1-25	RPI 26-50	W-L RECORDS	RPI 51-100	RPI 101-999	RPI 201+				
7- 17	0- 0	0- 1	OVERALL	0- 4	7- 12	5- 4				
4- 7	0- 0	0- 0	HOME	0- 2	4- 5	3- 2				
3- 10	0- 0	0- 1	AWAY	0- 2	3- 7	2- 2				
0- 0	0- 0	0- 0	NEUTRAL	0- 0	0- 0	0- 0				
5- 4	0- 0	0- 0	NON-CONFERENCE	0- 0	5- 4	4- 1				
4- 0	0- 0	0- 0	HOME	0- 0	4- 0	3- 0				
1- 4	0- 0	0- 0	AWAY	0- 0	1- 4	1- 1				
0- 0	0- 0	0- 0	NEUTRAL	0- 0	0- 0	0- 0				
2- 13	0- 0	0- 1	CONFERENCE	0- 4	2- 8	1- 3				
0- 7	0- 0	0- 0	HOME	0- 2	0- 5	0- 2				
2- 6	0- 0	0- 1	AWAY	0- 2	2- 3	1- 1				
0- 0	0- 0	0- 0	NEUTRAL	0- 0	0- 0	0- 0				

RPI	S	Opponent	Score	RPI	S	Opponent	Score	RPI	S	Opponent	Score	RPI	S	Opponent	Score
50	A	Elon	67 75	53	A	Drexel	42 68	107	A	North Carolina	60 86	127	A	Delaware	62 80
				53	H	Drexel	40 58	127	H	Delaware	49 82	139	A	Northeastern	39 56
				72	A	James Madison	48 65	139	H	Northeastern	47 54	153	A	William & Mary	64 49
				72	H	James Madison	48 63	153	H	William & Mary	53 66	173	A	Pittsburgh	55 74
								175	A	Furman	71 76	185	H	East Carolina	66 62
								237	A	Hofstra	59 55	237	H	Hofstra	61 69
								253	H	Col. of Charleston	63 72	256	A	Coastal Caro.	41 57
								270	A	Towson	71 72	282	H	VCU	83 67
								299	A	Wofford	65 60	315	H	Georgia St.	74 62
								331	H	N. C. Central	89 63				
LAST 12 Division I GAMES:															
72	A	James Madison	48 65	127	A	Delaware	62 80								
153	A	William & Mary	64 49	72	H	James Madison	48 63								
53	H	Drexel	40 58	127	H	Delaware	49 82								
253	H	Col. of Charleston	63 72	53	A	Drexel	42 68								
237	A	Hofstra	59 55	270	A	Towson	71 72								
139	A	Northeastern	39 56	237	H	Hofstra	61 69								

Non-Div I Games: Catawba 74 59 UNC Pembroke 73 64

UNCW

Average RPI Win:	232	WON-LOST	WINNING	LAST 10	STRENGTH OF	OPP. STRENGTH	TEAM	ADJ.	CONF.	ADJ CONF.
Average RPI Loss:	96	RECORD	PCT. RANK	GAMES	SCHEDULE	OF SCHEDULE	RPI	RPI	RPI	RPI
DIV. I ONLY	12- 12	173	7- 3	154	130	152	152	24	24	
DIV. I NON-CONF.	3- 7	254	0- 0	35	6	131	131	22	22	

TOTALS	RPI 1-25	RPI 26-50	W-L RECORDS	RPI 51-100	RPI 101-999	RPI 201+				
12- 12	0- 1	0- 2	OVERALL	2- 6	10- 3	8- 1				
6- 4	0- 1	0- 0	HOME	0- 3	6- 0	4- 0				
5- 8	0- 0	0- 2	AWAY	1- 3	4- 3	4- 1				
1- 0	0- 0	0- 0	NEUTRAL	1- 0	0- 0	0- 0				
3- 7	0- 1	0- 2	NON-CONFERENCE	2- 2	1- 2	0- 1				
1- 2	0- 1	0- 0	HOME	0- 1	1- 0	0- 0				
1- 5	0- 0	0- 2	AWAY	1- 1	0- 2	0- 1				
1- 0	0- 0	0- 0	NEUTRAL	1- 0	0- 0	0- 0				
9- 5	0- 0	0- 0	CONFERENCE	0- 4	9- 1	8- 0				
5- 2	0- 0	0- 0	HOME	0- 2	5- 0	4- 0				
4- 3	0- 0	0- 0	AWAY	0- 2	4- 1	4- 0				
0- 0	0- 0	0- 0	NEUTRAL	0- 0	0- 0	0- 0				

RPI 1-25				RPI 26-50				RPI 51-100				RPI 101+				Team's RPI: 152
RPI	S	Opponent	Score	RPI	S	Opponent	Score	RPI	S	Opponent	Score	RPI	S	Opponent	Score	
18	H	Iowa	47 71	32	A	South Dakota St.	47 57	51	A	UCF	43 53	119	H	Iowa St.	57 53	
				42	A	Creighton	78 89	65	N	Wyoming	55 40	163	A	Southern Ill.	53 60	
								77	H	IUPUI	48 54	163	H	Southern Ill.	71 63	
								78	A	Drake	64 81	174	A	North Dakota	72 80	
								78	H	Drake	67 72	241	A	Omaha	74 78	
								92	A	Kansas St.	72 71	254	A	Illinois St.	58 36	
								97	A	Missouri St.	52 62	263	A	Indiana St.	56 46	
								97	H	Missouri St.	52 57	263	H	Indiana St.	59 53	
												274	A	Bradley	51 40	
												293	H	Valparaiso	77 56	
												303	H	Loyola Chicago	70 41	
												349	A	Evansville	85 60	
												349	H	Evansville	65 41	
LAST 12 Division I GAMES:																
				78	H	Drake	67 72	274	A	Bradley	51 40					
				349	A	Evansville	85 60	78	A	Drake	64 81					
				263	A	Indiana St.	56 46	263	H	Indiana St.	59 53					
				163	H	Southern Ill.	71 63	349	H	Evansville	65 41					
				97	H	Missouri St.	52 57	97	A	Missouri St.	52 62					
				254	A	Illinois St.	58 36	163	A	Southern Ill.	53 60					

Non-Div I Games: Wis.-Parkside 92 62

UNI

Average RPI	Win:	207	WON-LOST	WINNING	LAST 10	STRENGTH OF	OPP. STRENGTH	TEAM	ADJ.	CONF.	ADJ CONF.
Average RPI	Loss:	76	RECORD	PCT. RANK	GAMES	SCHEDULE	OF SCHEDULE	RPI	RPI	RPI	RPI
DIV. I ONLY		17- 9		85	8- 2	89	115	86	86	16	16
DIV. I NON-CONF.		5- 6		187	0- 0	9	76	93	93	14	14

TOTALS	RPI 1-25		RPI 26-50		W-L RECORDS	RPI 51-100		RPI 101-999		RPI 201+	
17- 9	0- 3		1- 2		OVERALL	1- 1		15- 3		10- 1	
10- 4	0- 1		0- 2		HOME	0- 0		10- 1		6- 0	
7- 3	0- 1		1- 0		AWAY	1- 1		5- 1		4- 0	
0- 2	0- 1		0- 0		NEUTRAL	0- 0		0- 1		0- 1	
5- 6	0- 3		1- 2		NON-CONFERENCE	0- 0		4- 1		2- 1	
4- 3	0- 1		0- 2		HOME	0- 0		4- 0		2- 0	
1- 1	0- 1		1- 0		AWAY	0- 0		0- 0		0- 0	
0- 2	0- 1		0- 0		NEUTRAL	0- 0		0- 1		0- 1	
12- 3	0- 0		0- 0		CONFERENCE	1- 1		11- 2		8- 0	
6- 1	0- 0		0- 0		HOME	0- 0		6- 1		4- 0	
6- 2	0- 0		0- 0		AWAY	1- 1		5- 1		4- 0	
0- 0	0- 0		0- 0		NEUTRAL	0- 0		0- 0		0- 0	

RPI	S	Opponent	Score	RPI	S	Opponent	Score	RPI	S	Opponent	Score	RPI	S	Opponent	Score
3	H	Mississippi St.	63 103	31	H	Syracuse	55 69	65	A	Wyoming	56 69	123	H	Colorado St.	56 52
14	A	Stanford	33 74	43	H	Minnesota	72 79	93	A	New Mexico	68 66	129	H	Portland St.	88 80
15	N	Buffalo	53 80	48	A	Gonzaga	52 50					134	A	Fresno St.	73 58
												134	H	Fresno St.	72 74
												151	A	Boise St.	60 69
												151	H	Boise St.	77 54
												195	H	UC Irvine	73 54
												218	H	Nevada	77 75
												231	N	UC Riverside	88 95
												237	H	Hofstra	68 52
												244	A	San Jose St.	80 53
												244	H	San Jose St.	79 60
												264	A	San Diego St.	75 64
												264	H	San Diego St.	73 67
												276	H	Grand Canyon	76 47
												297	A	Air Force	67 59
												297	H	Air Force	69 57
												298	A	Utah St.	63 54
LAST 12 Division I GAMES:															
134	A	Fresno St.	73 58	244	A	San Jose St.	80 53								
264	H	San Diego St.	73 67	264	A	San Diego St.	75 64								
297	A	Air Force	67 59	134	H	Fresno St.	72 74								
65	A	Wyoming	56 69	123	H	Colorado St.	56 52								
218	H	Nevada	77 75	93	A	New Mexico	68 66								
151	H	Boise St.	77 54	297	H	Air Force	69 57								

Non-Div I Games:

UNLV

Average RPI Win: 287

Average RPI Loss: 172

WON-LOST
RECORDWINNING
PCT. RANKLAST 10
GAMESSTRENGTH OF
SCHEDULEOPP. STRENGTH
OF SCHEDULETEAM
RPIADJ.
RPICONF.
RPIADJ CONF.
RPIDIV. I ONLY
DIV. I NON-CONF.7- 18
2- 10283
3004- 6
0- 0211
232301
336291
333291
33323
2123
21

TOTALS

RPI 1-25

RPI 26-50

W-L RECORDS

RPI 51-100

RPI 101-999

RPI 201+

7- 18

0- 0

0- 0

OVERALL

0- 6

7- 12

6- 8

5- 7

0- 0

0- 0

HOME

0- 2

5- 5

4- 4

2- 11

0- 0

0- 0

AWAY

0- 4

2- 7

2- 4

0- 0

0- 0

0- 0

NEUTRAL

0- 0

0- 0

0- 0

2- 10

0- 0

0- 0

NON-CONFERENCE

0- 2

2- 8

2- 5

2- 4

0- 0

0- 0

HOME

0- 0

2- 4

2- 3

0- 6

0- 0

0- 0

AWAY

0- 2

0- 4

0- 2

0- 0

0- 0

0- 0

NEUTRAL

0- 0

0- 0

0- 0

5- 8

0- 0

0- 0

CONFERENCE

0- 4

5- 4

4- 3

3- 3

0- 0

0- 0

HOME

0- 2

3- 1

2- 1

2- 5

0- 0

0- 0

AWAY

0- 2

2- 3

2- 2

0- 0

0- 0

0- 0

NEUTRAL

0- 0

0- 0

0- 0

RPI 1-25

RPI 26-50

RPI 51-100

RPI 101+

Team's RPI: 291

RPI S Opponent Score

RPI S Opponent Score

RPI S Opponent Score

RPI S Opponent Score

55 A FGCU 60 93

55 H FGCU 44 88

63 A Oklahoma St. 71 108

75 A Virginia Tech 56 87

99 A Jacksonville 49 65

99 H Jacksonville 45 71

153 A William & Mary 63 83

175 H Furman 59 80

178 A Stetson 61 62

178 H Stetson 69 64

185 A East Carolina 53 66

216 H UNC Asheville 70 76

232 A Gardner-Webb 39 60

241 H Omaha 66 69

251 H Presbyterian 69 83

252 A North Florida 61 79

252 H North Florida 61 65

260 A Lipscomb 78 97

260 H Lipscomb 80 64

261 A Campbell 49 69

292 A Kennesaw St. 70 64

292 H Kennesaw St. 65 61

318 H South Carolina St. 63 44

331 H N.C. Central 66 61

335 A NJIT 95 57

LAST 12 Division I GAMES:

252 A North Florida 61 79

99 A Jacksonville 49 65

178 H Stetson 69 64

55 H FGCU 44 88

260 H Lipscomb 80 64

292 A Kennesaw St. 70 64

260 A Lipscomb 78 97

292 H Kennesaw St. 65 61

99 H Jacksonville 45 71

252 H North Florida 61 65

55 A FGCU 60 93

178 A Stetson 61 62

Non-Div I Games:

Brevard

109 39

Converse

71 51

Bob Jones

79 45

USC Upstate

Loss, Non-Conf, S Site, H Home A Away N Neutral

Average RPI Win:	232	WON-LOST	WINNING	LAST 10	STRENGTH OF	OPP. STRENGTH	TEAM	ADJ.	CONF.	ADJ CONF.
Average RPI Loss:	146	RECORD	PCT. RANK	GAMES	SCHEDULE	OF SCHEDULE	RPI	RPI	RPI	RPI
DIV. I ONLY	16- 10	109	8- 2	293	170	159	159	22	22	
DIV. I NON-CONF.	6- 5	153	0- 0	228	54	164	164	23	23	

TOTALS	RPI 1-25	RPI 26-50	W-L RECORDS	RPI 51-100	RPI 101-999	RPI 201+				
16- 10	0- 0	0- 0	OVERALL	0- 4	16- 6	9- 2				
11- 2	0- 0	0- 0	HOME	0- 1	11- 1	5- 0				
5- 8	0- 0	0- 0	AWAY	0- 3	5- 5	4- 2				
0- 0	0- 0	0- 0	NEUTRAL	0- 0	0- 0	0- 0				
6- 5	0- 0	0- 0	NON-CONFERENCE	0- 4	6- 1	3- 0				
5- 1	0- 0	0- 0	HOME	0- 1	5- 0	2- 0				
1- 4	0- 0	0- 0	AWAY	0- 3	1- 1	1- 0				
0- 0	0- 0	0- 0	NEUTRAL	0- 0	0- 0	0- 0				
10- 5	0- 0	0- 0	CONFERENCE	0- 0	10- 5	6- 2				
6- 1	0- 0	0- 0	HOME	0- 0	6- 1	3- 0				
4- 4	0- 0	0- 0	AWAY	0- 0	4- 4	3- 2				
0- 0	0- 0	0- 0	NEUTRAL	0- 0	0- 0	0- 0				

RPI 1-25				RPI 26-50				RPI 51-100				RPI 101+				Team's RPI: 159	
RPI	S	Opponent	Score	RPI	S	Opponent	Score	RPI	S	Opponent	Score	RPI	S	Opponent	Score		
								56	H	Houston	58	62	108	A	Little Rock	57	59
								69	A	Georgia Tech	52	80	116	A	Arkansas	57	91
								92	A	Kansas St.	56	70	132	H	Texas St.	61	59
								94	A	Utah	41	71	134	H	Fresno St.	67	54
												141	H	South Ala.	63	76	
												154	H	San Francisco	56	54	
												168	H	Troy	76	57	
												176	A	Louisiana	38	34	
												176	H	Louisiana	63	61	
												181	H	Oral Roberts	70	46	
												198	A	Arkansas St.	80	85	
												207	H	SMU	58	55	
												256	A	Coastal Caro.	76	89	
												256	H	Coastal Caro.	65	63	
												272	A	Appalachian St.	64	60	
												272	H	Appalachian St.	49	48	
												296	A	UTSA	69	68	
												301	H	Incarnate Word	61	48	
												315	A	Georgia St.	81	76	
												329	A	Ga. Southern	68	73	
												339	A	La. -Monroe	80	53	
												339	H	La. -Monroe	70	61	

LAST 12 Division I GAMES:																	
				176	A	Louisiana	38	34	315	A	Georgia St.	81	76				
				339	A	La. -Monroe	80	53	339	H	La. -Monroe	70	61				
				132	H	Texas St.	61	59	176	H	Louisiana	63	61				
				256	H	Coastal Caro.	65	63	198	A	Arkansas St.	80	85				
				272	H	Appalachian St.	49	48	108	A	Little Rock	57	59				
				329	A	Ga. Southern	68	73	141	H	South Ala.	63	76				

Non-Div I Games:

UT Arlington

Average RPI Win:	276	WON-LOST	WINNING	LAST 10	STRENGTH OF	OPP. STRENGTH	TEAM	ADJ.	CONF.	ADJ CONF.
Average RPI Loss:	134	RECORD	PCT. RANK	GAMES	SCHEDULE	OF SCHEDULE	RPI	RPI	RPI	RPI
DIV. I ONLY	14- 12	153	9- 1	239	251	193	193	25	25	
DIV. I NON-CONF.	2- 8	290	0- 0	106	81	263	263	27	27	

TOTALS	RPI 1-25	RPI 26-50	W-L RECORDS	RPI 51-100	RPI 101-999	RPI 201+				
14- 12	0- 1	0- 1	OVERALL	0- 2	14- 8	12- 1				
9- 3	0- 0	0- 0	HOME	0- 1	9- 2	8- 0				
5- 7	0- 1	0- 1	AWAY	0- 0	5- 5	4- 1				
0- 2	0- 0	0- 0	NEUTRAL	0- 1	0- 1	0- 0				
2- 8	0- 1	0- 1	NON-CONFERENCE	0- 1	2- 5	2- 0				
2- 1	0- 0	0- 0	HOME	0- 0	2- 1	2- 0				
0- 5	0- 1	0- 1	AWAY	0- 0	0- 3	0- 0				
0- 2	0- 0	0- 0	NEUTRAL	0- 1	0- 1	0- 0				
12- 4	0- 0	0- 0	CONFERENCE	0- 1	12- 3	10- 1				
7- 2	0- 0	0- 0	HOME	0- 1	7- 1	6- 0				
5- 2	0- 0	0- 0	AWAY	0- 0	5- 2	4- 1				
0- 0	0- 0	0- 0	NEUTRAL	0- 0	0- 0	0- 0				

RPI 1-25				RPI 26-50				RPI 51-100				RPI 101+ Team's RPI: 193			
RPI	S	Opponent	Score	RPI	S	Opponent	Score	RPI	S	Opponent	Score	RPI	S	Opponent	Score
4	A	Louisville	56 91	45	A	Purdue	58 60	68	H	Belmont	63 65	115	A	Chattanooga	82 87
								76	N	Saint Mary's (CA)	58 69	148	A	SIUE	70 73
												148	H	SIUE	72 64
												163	A	Southern Ill.	72 84
												169	N	Eastern Wash.	58 61
												180	A	Jacksonville St.	61 57
												183	H	Northwestern	63 71
												198	A	Arkansas St.	73 84
												199	H	Morehead St.	76 81
												206	H	N.C. A&T	76 63
												220	H	Southeast Mo. St.	72 65
												242	A	Austin Peay	62 69
												242	H	Austin Peay	100 66
												300	A	Murray St.	97 80
												300	H	Murray St.	85 67
												308	A	Eastern Ky.	72 54
												308	H	Eastern Ky.	77 49
												309	H	Western Caro.	62 54
												314	A	Tennessee Tech	67 51
												328	H	Tennessee St.	80 68
												347	A	Eastern Ill.	72 44
												347	H	Eastern Ill.	85 57

LAST 12 Division I GAMES:															
347	H	Eastern Ill.	85 57	314	A	Tennessee Tech	67 51								
148	H	SIUE	72 64	180	A	Jacksonville St.	61 57								
220	H	Southeast Mo. St.	72 65	148	A	SIUE	70 73								
308	A	Eastern Ky.	72 54	347	A	Eastern Ill.	72 44								
300	H	Murray St.	85 67	199	H	Morehead St.	76 81								
242	H	Austin Peay	100 66	308	H	Eastern Ky.	77 49								

Non-Div I Games: Rhodes 90 49 Ala.-Huntsville 104 73

UT Martin

Loss, Non-Conf, S Site, H Home A Away N Neutral

UTEP				Through Games Of Feb. 21, 2018							
Average RPI Win:		228	WON-LOST RECORD	WINNING PCT. RANK	LAST 10 GAMES	STRENGTH OF SCHEDULE	OPP. STRENGTH OF SCHEDULE	TEAM RPI	ADJ. RPI	CONF. RPI	ADJ CONF. RPI
Average RPI Loss:		175									
DIV. I ONLY			14- 11	139	4- 6	206	255	167	167	18	18
DIV. I NON-CONF.			9- 4	82	0- 0	220	309	112	112	19	19

TOTALS		RPI 1-25	RPI 26-50		W-L RECORDS		RPI 51-100	RPI 101-999	RPI 201+		
14- 11		0- 0	0- 0		OVERALL		0- 3	14- 8	10- 4		
7- 4		0- 0	0- 0		HOME		0- 2	7- 2	5- 0		
5- 7		0- 0	0- 0		AWAY		0- 1	5- 6	5- 4		
2- 0		0- 0	0- 0		NEUTRAL		0- 0	2- 0	0- 0		
9- 4		0- 0	0- 0		NON-CONFERENCE		0- 1	9- 3	6- 1		
5- 1		0- 0	0- 0		HOME		0- 1	5- 0	4- 0		
2- 3		0- 0	0- 0		AWAY		0- 0	2- 3	2- 1		
2- 0		0- 0	0- 0		NEUTRAL		0- 0	2- 0	0- 0		
5- 7		0- 0	0- 0		CONFERENCE		0- 2	5- 5	4- 3		
2- 3		0- 0	0- 0		HOME		0- 1	2- 2	1- 0		
3- 4		0- 0	0- 0		AWAY		0- 1	3- 3	3- 3		
0- 0		0- 0	0- 0		NEUTRAL		0- 0	0- 0	0- 0		

RPI 1-25				RPI 26-50				RPI 51-100				RPI 101+ Team's RPI: 167			
RPI	S	Opponent	Score	RPI	S	Opponent	Score	RPI	S	Opponent	Score	RPI	S	Opponent	Score
								79	H	UAB	64 84	116	H	Arkansas	64 61
								91	A	Rice	42 56	117	A	Tulane	56 67
								93	H	New Mexico	35 59	120	H	Middle Tenn.	45 54
												138	H	Charlotte	67 58
												146	N	Samford	46 33
												165	H	Louisiana Tech	62 65
												185	N	East Carolina	93 79
												198	A	Arkansas St.	73 76
												212	H	CSU Bakersfield	67 56
												215	A	North Texas	50 48
												225	H	A&M-Corpus Christi	69 49
												231	A	UC Riverside	73 62
												233	A	New Mexico St.	68 76
												235	A	Fla. Atlantic	66 72
												235	H	Fla. Atlantic	75 70
												239	H	Texas Southern	65 55
												277	A	Old Dominion	52 56
												296	A	UTSA	66 53
												305	A	FIU	77 76
												319	A	Marshall	64 66
												321	H	Houston Baptist	69 62
												324	A	Cal St. Fullerton	92 91

LAST 12 Division I GAMES:															
277	A	Old Dominion	52 56	91	A	Rice	42 56								
319	A	Marshall	64 66	235	H	Fla. Atlantic	75 70								
165	H	Louisiana Tech	62 65	120	H	Middle Tenn.	45 54								
296	A	UTSA	66 53	138	H	Charlotte	67 58								
79	H	UAB	64 84	235	A	Fla. Atlantic	66 72								
215	A	North Texas	50 48	305	A	FIU	77 76								

Non-Div I Games:

UTEP

■ Loss,
 ■ Non-Conf,
 S Site,
 ■ Home
 ■ Away
 N Neutral

Average RPI Win: 284
Average RPI Loss: 215

WON-LOST
RECORD

WINNING
PCT. RANK

LAST 10
GAMES

STRENGTH OF
SCHEDULE

OPP. STRENGTH
OF SCHEDULE

TEAM
RPI

ADJ.
RPI

CONF.
RPI

ADJ CONF.
RPI

DIV. I ONLY	10- 13	215	3- 7	339	335	311	311	31	31
DIV. I NON-CONF.	7- 5	132	0- 1	320	274	230	230	31	31
<hr/>									
TOTALS	RPI 1-25	RPI 26-50	W-L RECORDS	RPI 51-100	RPI 101-999	RPI 201+			
10- 13	0- 0	0- 1	OVERALL	0- 1	10- 11	10- 10			
9- 5	0- 0	0- 1	HOME	0- 0	9- 4	9- 4			
1- 8	0- 0	0- 0	AWAY	0- 1	1- 7	1- 6			
0- 0	0- 0	0- 0	NEUTRAL	0- 0	0- 0	0- 0			
7- 5	0- 0	0- 1	NON-CONFERENCE	0- 1	7- 3	7- 2			
6- 1	0- 0	0- 1	HOME	0- 0	6- 0	6- 0			
1- 4	0- 0	0- 0	AWAY	0- 1	1- 3	1- 2			
0- 0	0- 0	0- 0	NEUTRAL	0- 0	0- 0	0- 0			
3- 8	0- 0	0- 0	CONFERENCE	0- 0	3- 8	3- 8			
3- 4	0- 0	0- 0	HOME	0- 0	3- 4	3- 4			
0- 4	0- 0	0- 0	AWAY	0- 0	0- 4	0- 4			
0- 0	0- 0	0- 0	NEUTRAL	0- 0	0- 0	0- 0			

RPI 1-25	RPI 26-50	RPI 51-100	RPI 101+	Team's RPI: 311
RPI S Opponent Score	RPI S Opponent Score	RPI S Opponent Score	RPI S Opponent Score	
	49 Southern California 64 71	63 Oklahoma St. 38 80	186 Wisconsin 54 82	
			212 CSU Bakersfield 30 71	
			212 CSU Bakersfield 64 67	
			221 Seattle U 56 64	
			221 Seattle U 69 67	
			225 A&M-Corpus Christi 41 71	
			225 A&M-Corpus Christi 56 53	
			229 Texas Tech 64 80	
			233 New Mexico St. 77 79	
			257 Prairie View 78 62	
			267 Massachusetts 67 59	
			276 Grand Canyon 58 59	
			276 Grand Canyon 59 65	
			278 North Dakota St. 82 79	
			283 UMKC 52 54	
			284 Canisius 63 46	
			296 UTSA 70 58	
			325 Utah Valley 60 69	
			325 Utah Valley 71 64	
			342 Florida A&M 51 38	
			345 Chicago St. 81 44	
LAST 12 Division I GAMES:				
325 Utah Valley 71 64	221 Seattle U 56 64			
221 Seattle U 69 67	325 Utah Valley 60 69			
212 CSU Bakersfield 30 71	276 Grand Canyon 59 65			
276 Grand Canyon 58 59	212 CSU Bakersfield 64 67			
233 New Mexico St. 77 79	283 UMKC 52 54			
345 Chicago St. 81 44	49 Southern California 64 71			

Non-Div I Games: Texas Lutheran 78 43 Concordia (TX) 67 49 Trinity (TX) 62 57

UTRGV

Loss, Non-Conf, S Site, Home Away N Neutral

Average RPI Win: 291
Average RPI Loss: 161

WON-LOST
RECORD

WINNING
PCT. RANK

LAST 10
GAMES

STRENGTH OF
SCHEDULE

OPP. STRENGTH
OF SCHEDULE

TEAM
RPI

ADJ.
RPI

CONF.
RPI

ADJ CONF.
RPI

DIV. I ONLY	5- 18	311	4- 6	196	219	296	296	18	18
DIV. I NON-CONF.	1- 9	318	0- 0	207	267	318	318	19	19

TOTALS	RPI 1-25	RPI 26-50	W-L RECORDS	RPI 51-100	RPI 101-999	RPI 201+			
5- 18	0- 1	0- 2	OVERALL	0- 1	5- 14	5- 5			
3- 6	0- 0	0- 0	HOME	0- 0	3- 6	3- 1			
1- 12	0- 1	0- 2	AWAY	0- 1	1- 8	1- 4			
1- 0	0- 0	0- 0	NEUTRAL	0- 0	1- 0	1- 0			
1- 9	0- 1	0- 1	NON-CONFERENCE	0- 0	1- 7	1- 2			
0- 3	0- 0	0- 0	HOME	0- 0	0- 3	0- 0			
0- 6	0- 1	0- 1	AWAY	0- 0	0- 4	0- 2			
1- 0	0- 0	0- 0	NEUTRAL	0- 0	1- 0	1- 0			
4- 9	0- 0	0- 1	CONFERENCE	0- 1	4- 7	4- 3			
3- 3	0- 0	0- 0	HOME	0- 0	3- 3	3- 1			
1- 6	0- 0	0- 1	AWAY	0- 1	1- 4	1- 2			
0- 0	0- 0	0- 0	NEUTRAL	0- 0	0- 0	0- 0			

RPI 1-25				RPI 26-50				RPI 51-100				RPI 101+				Team's RPI: 296
RPI	S	Opponent	Score	RPI	S	Opponent	Score	RPI	S	Opponent	Score	RPI	S	Opponent	Score	
11	A	Texas	70 120	40	A	Arizona St.	42 74	91	A	Rice	52 83	120	H	Middle Tenn.	47 62	
				44	A	Western Ky.	38 73					126	H	Northern Ill.	55 69	
												132	A	Texas St.	38 91	
												138	A	Charlotte	75 88	
												159	H	UT Arlington	68 69	
												165	A	Louisiana Tech	55 63	
												167	H	UTEP	53 66	
												174	H	North Dakota	47 60	
												189	A	San Diego	69 78	
												202	A	Southern Miss.	60 83	
												215	H	North Texas	70 58	
												235	H	Fla. Atlantic	65 99	
												277	A	Old Dominion	63 69	
												277	H	Old Dominion	64 56	
												305	H	FIU	69 66	
												311	A	UTRGV	58 70	
												319	A	Marshall	72 59	
												324	A	Cal St. Fullerton	46 55	
												341	N	Mississippi Val.	68 55	
LAST 12 Division I GAMES:																
305	H	FIU	69 66	235	H	Fla. Atlantic	65 99									
138	A	Charlotte	75 88	277	A	Old Dominion	63 69									
319	A	Marshall	72 59	44	A	Western Ky.	38 73									
167	H	UTEP	53 66	277	H	Old Dominion	64 56									
215	H	North Texas	70 58	120	H	Middle Tenn.	47 62									
202	A	Southern Miss.	60 83	91	A	Rice	52 83									

Non-Div I Games: Sul Ross St. 97 47 Tex. A&M-Commerce 60 69

UTSA

Loss, Non-Conf, S Site, H Home A Away N Neutral

Average RPI Win:	176	WON-LOST	WINNING	LAST 10	STRENGTH OF	OPP. STRENGTH	TEAM	ADJ.	CONF.	ADJ CONF.
Average RPI Loss:	56	RECORD	PCT. RANK	GAMES	SCHEDULE	OF SCHEDULE	RPI	RPI	RPI	RPI
DIV. I ONLY	17- 10	101	5- 5	129	59	94	94	5	5	
DIV. I NON-CONF.	9- 2	33	0- 0	178	156	48	48	3	3	

TOTALS	RPI 1-25	RPI 26-50	W-L RECORDS	RPI 51-100	RPI 101-999	RPI 201+				
17- 10	0- 3	2- 4	OVERALL	3- 1	12- 2	6- 0				
10- 6	0- 2	1- 3	HOME	2- 0	7- 1	4- 0				
7- 4	0- 1	1- 1	AWAY	1- 1	5- 1	2- 0				
0- 0	0- 0	0- 0	NEUTRAL	0- 0	0- 0	0- 0				
9- 2	0- 0	1- 0	NON-CONFERENCE	1- 1	7- 1	4- 0				
7- 0	0- 0	1- 0	HOME	1- 0	5- 0	3- 0				
2- 2	0- 0	0- 0	AWAY	0- 1	2- 1	1- 0				
0- 0	0- 0	0- 0	NEUTRAL	0- 0	0- 0	0- 0				
8- 8	0- 3	1- 4	CONFERENCE	2- 0	5- 1	2- 0				
3- 6	0- 2	0- 3	HOME	1- 0	2- 1	1- 0				
5- 2	0- 1	1- 1	AWAY	1- 0	3- 0	1- 0				
0- 0	0- 0	0- 0	NEUTRAL	0- 0	0- 0	0- 0				

RPI 1-25				RPI 26-50				RPI 51-100				RPI 101+			
RPI	S	Opponent	Score	RPI	S	Opponent	Score	RPI	S	Opponent	Score	RPI	S	Opponent	Score
8	H	Oregon	68 84	36	A	Cal i forn i a	73 84	76	H	Saint Mary's (CA)	74 63	140	A	BYU	68 77
9	H	UCLA	74 81	38	H	Oregon St.	58 69	81	A	Al abama	60 65	147	A	Col orado	78 74
14	A	Stanford	49 70	40	A	Ari zona St.	58 56	98	A	Washi ngton St.	81 79	147	H	Col orado	65 69
				40	H	Ari zona St.	81 83	98	H	Washi ngton St.	54 50	159	H	UT Ar lington	71 41
				45	H	Purdue	81 68					166	A	Weber St.	85 58
				49	H	Southern Cal i forn i a	47 58					181	H	Oral Roberts	71 50

LAST 12 Di v i s i o n I GAMES:															
184	H	Washington	81 46	8	H	Oregon	68 84	38	H	Oregon St.	58 69	281	A	Ari zona	80 56
98	H	Washington St.	54 50	36	A	Cal i forn i a	73 84	40	A	Ari zona St.	58 56	49	H	Southern Cal i forn i a	47 58
14	A	Stanford	49 70	147	A	Col orado	78 74	9	H	UCLA	74 81				
147	A	Col orado	65 69												

Non-Di v I Games:

Utah

Average RPI Win:	189	WON-LOST	WINNING	LAST 10	STRENGTH OF	OPP. STRENGTH	TEAM	ADJ.	CONF.	ADJ CONF.
Average RPI Loss:	168	RECORD	PCT. RANK	GAMES	SCHEDULE	OF SCHEDULE	RPI	RPI	RPI	RPI
DIV. I ONLY	4- 21	323	2- 8	145	208	298	298	16	16	
DIV. I NON-CONF.	1- 9	318	0- 0	216	332	322	322	14	14	

TOTALS	RPI 1-25	RPI 26-50	W-L RECORDS	RPI 51-100	RPI 101-999	RPI 201+				
4- 21	0- 0	0- 1	OVERALL	0- 6	4- 14	2- 7				
3- 7	0- 0	0- 0	HOME	0- 4	3- 3	2- 1				
1- 12	0- 0	0- 0	AWAY	0- 2	1- 10	0- 5				
0- 2	0- 0	0- 1	NEUTRAL	0- 0	0- 1	0- 1				
1- 9	0- 0	0- 1	NON-CONFERENCE	0- 1	1- 7	0- 4				
0- 3	0- 0	0- 0	HOME	0- 1	0- 2	0- 1				
1- 4	0- 0	0- 0	AWAY	0- 0	1- 4	0- 2				
0- 2	0- 0	0- 1	NEUTRAL	0- 0	0- 1	0- 1				
3- 12	0- 0	0- 0	CONFERENCE	0- 5	3- 7	2- 3				
3- 4	0- 0	0- 0	HOME	0- 3	3- 1	2- 0				
0- 8	0- 0	0- 0	AWAY	0- 2	0- 6	0- 3				
0- 0	0- 0	0- 0	NEUTRAL	0- 0	0- 0	0- 0				

RPI	S	Opponent	Score	RPI	S	Opponent	Score	RPI	S	Opponent	Score	RPI	S	Opponent	Score	Team's RPI: 298
38	N	Oregon St.	55	94	65	A	Wyoming	44	61	123	A	Colorado St.	45	56		
					65	H	Wyoming	46	64	134	A	Fresno St.	56	57		
					86	H	UNLV	54	63	134	H	Fresno St.	60	52		
					93	A	New Mexico	47	80	140	A	BYU	76	69		
					93	H	New Mexico	50	74	143	A	Idaho St.	44	64		
					94	H	Utah	44	79	151	A	Boise St.	60	68		
										151	H	Boise St.	42	64		
										172	H	Denver	72	74		
										195	A	UC Irvine	84	87		
										218	A	Nevada	78	85		
										218	H	Nevada	79	57		
										234	N	Montana St.	52	64		
										244	A	San Jose St.	66	79		
										264	H	San Diego St.	62	58		
										281	H	Arizona	49	65		
										297	A	Air Force	50	57		
										321	A	Southern Utah	67	70		
										325	A	Utah Valley	43	61		
LAST 12 Division I GAMES:																
218	A	Nevada	78	85	297	A	Air Force	50	57							
93	H	New Mexico	50	74	65	A	Wyoming	44	61							
151	A	Boise St.	60	68	151	H	Boise St.	42	64							
65	H	Wyoming	46	64	218	H	Nevada	79	57							
93	A	New Mexico	47	80	123	A	Colorado St.	45	56							
134	H	Fresno St.	60	52	86	H	UNLV	54	63							

Non-Div I Games: Dixie St. 92 72

Utah St.

Average RPI Win:	287	WON-LOST	WINNING	LAST 10	STRENGTH OF	OPP. STRENGTH	TEAM	ADJ.	CONF.	ADJ CONF.
Average RPI Loss:	221	RECORD	PCT. RANK	GAMES	SCHEDULE	OF SCHEDULE	RPI	RPI	RPI	RPI
DIV. I ONLY	8- 16	264	4- 6	344	308	325	325	31	31	
DIV. I NON-CONF.	4- 9	249	0- 1	317	272	327	327	31	31	

TOTALS	RPI 1-25	RPI 26-50	W-L RECORDS	RPI 51-100	RPI 101-999	RPI 201+				
8- 16	0- 0	0- 1	OVERALL	0- 0	8- 15	7- 10				
6- 5	0- 0	0- 0	HOME	0- 0	6- 5	5- 4				
2- 11	0- 0	0- 0	AWAY	0- 0	2- 1	2- 1				
0- 0	0- 0	0- 0	NEUTRAL	0- 0	0- 0	0- 0				
4- 9	0- 0	0- 1	NON-CONFERENCE	0- 0	4- 8	3- 3				
4- 2	0- 0	0- 0	HOME	0- 0	4- 2	3- 1				
0- 7	0- 0	0- 1	AWAY	0- 0	0- 6	0- 2				
0- 0	0- 0	0- 0	NEUTRAL	0- 0	0- 0	0- 0				
4- 7	0- 0	0- 0	CONFERENCE	0- 0	4- 7	4- 7				
2- 3	0- 0	0- 0	HOME	0- 0	2- 3	2- 3				
2- 4	0- 0	0- 0	AWAY	0- 0	2- 4	2- 4				
0- 0	0- 0	0- 0	NEUTRAL	0- 0	0- 0	0- 0				

RPI 1-25				RPI 26-50				RPI 51-100				RPI 101+ Team's RPI: 325			
RPI	S	Opponent	Score	RPI	S	Opponent	Score	RPI	S	Opponent	Score	RPI	S	Opponent	Score
				38	A	Oregon St.	41 98					140	A	BYU	54 75
												143	H	Idaho St.	58 70
												155	H	Cal Poly	89 70
												166	A	Weber St.	57 75
												169	A	Eastern Wash.	41 61
												172	A	Denver	53 72
												212	A	CSU Bakersfield	58 63
												221	H	Seattle U	75 77
												230	A	Pepperdine	44 71
												233	A	New Mexico St.	51 59
												233	H	New Mexico St.	72 82
												276	A	Grand Canyon	61 81
												283	A	UMKC	66 59
												283	H	UMKC	68 65
												297	H	Air Force	59 56
												298	H	Utah St.	61 43
												311	A	UTRGV	64 71
												311	H	UTRGV	69 60
												317	A	Portland	64 71
												321	H	Southern Utah	69 61
												324	H	Cal St. Fullerton	36 73
												345	A	Chicago St.	68 30
												345	H	Chicago St.	74 84

LAST 12 Division I GAMES:															
				311	A	UTRGV	64 71	233	H	New Mexico St.	72 82				
				233	A	New Mexico St.	51 59	311	H	UTRGV	69 60				
				283	H	UMKC	68 65	345	A	Chicago St.	68 30				
				345	H	Chicago St.	74 84	283	A	UMKC	66 59				
				221	H	Seattle U	75 77	212	A	CSU Bakersfield	58 63				
				276	A	Grand Canyon	61 81	172	A	Denver	53 72				

Non-Div I Games: Antelope Valley 78 54 Dixie St. 72 63

Utah Valley

Loss, Non-Conf, S Site, H Home A Away N Neutral

Average RPI Win:	252	WON-LOST	WINNING	LAST 10	STRENGTH OF	OPP. STRENGTH	TEAM	ADJ.	CONF.	ADJ CONF.
Average RPI Loss:	149	RECORD	PCT. RANK	GAMES	SCHEDULE	OF SCHEDULE	RPI	RPI	RPI	RPI
DIV. I ONLY	7- 20	296	3- 7	161	190	282	282	12	12	
DIV. I NON-CONF.	3- 9	280	0- 0	235	288	295	295	10	10	

TOTALS	RPI 1-25	RPI 26-50	W-L RECORDS	RPI 51-100	RPI 101-999	RPI 201+				
7- 20	0- 0	0- 2	OVERALL	0- 6	7- 12	5- 8				
5- 7	0- 0	0- 0	HOME	0- 3	5- 4	3- 2				
1- 11	0- 0	0- 0	AWAY	0- 0	1- 0	1- 0				
1- 2	0- 0	0- 0	NEUTRAL	0- 2	1- 0	1- 0				
3- 9	0- 0	0- 1	NON-CONFERENCE	0- 2	3- 6	3- 4				
2- 2	0- 0	0- 0	HOME	0- 0	2- 2	2- 1				
0- 5	0- 0	0- 1	AWAY	0- 0	0- 4	0- 3				
1- 2	0- 0	0- 0	NEUTRAL	0- 2	1- 0	1- 0				
4- 11	0- 0	0- 1	CONFERENCE	0- 4	4- 6	2- 4				
3- 5	0- 0	0- 0	HOME	0- 3	3- 2	1- 1				
1- 6	0- 0	0- 1	AWAY	0- 1	1- 4	1- 3				
0- 0	0- 0	0- 0	NEUTRAL	0- 0	0- 0	0- 0				

RPI	S	Opponent	Score	RPI	S	Opponent	Score	RPI	S	Opponent	Score	RPI	S	Opponent	Score
29	A	Dayton	64 74	43	A	Minnesota	63 108	59	H	Fordham	54 64	101	H	George Mason	42 65
								62	N	Mercer	54 70	121	H	Georgetown	59 71
								70	A	Duquesne	71 80	131	H	Saint Louis	88 84
								70	H	Duquesne	51 70	156	A	Radford	62 79
								74	N	Penn	52 82	162	A	Saint Joseph's	41 79
								88	H	George Washington	39 61	162	H	Saint Joseph's	56 54
												210	H	Norfolk St.	52 66
												211	A	Richmond	54 59
												211	H	Richmond	68 77
												222	A	UNCG	61 74
												240	A	La Salle	57 62
												248	H	St. Bonaventure	77 75
												259	A	UNCW	67 83
												267	A	Massachusetts	75 79
												277	H	Old Dominion	68 39
												306	N	Long Beach St.	69 59
												310	H	Coppin St.	62 47
												315	A	Georgia St.	56 61
												327	A	Rhode Island	61 49

LAST 12 Division I GAMES:															
131	H	Saint Louis	88 84	162	H	Saint Joseph's	56 54	211	H	Richmond	68 77	240	A	La Salle	57 62
211	A	Richmond	54 59	240	A	La Salle	57 62	267	A	Massachusetts	75 79	59	H	Fordham	54 64
101	H	George Mason	42 65	267	A	Massachusetts	75 79	327	A	Rhode Island	61 49				
248	H	St. Bonaventure	77 75												
70	A	Duquesne	71 80												
29	A	Dayton	64 74												

Non-Div I Games:

VCU

Average RPI Win:	317	WON-LOST	WINNING	LAST 10	STRENGTH OF	OPP. STRENGTH	TEAM	ADJ.	CONF.	ADJ CONF.
Average RPI Loss:	160	RECORD	PCT. RANK	GAMES	SCHEDULE	OF SCHEDULE	RPI	RPI	RPI	RPI
DIV. I ONLY	9- 14	233	3- 7	340	260	293	293	24	24	
DIV. I NON-CONF.	5- 4	146	0- 0	340	275	235	235	22	22	

TOTALS	RPI 1-25	RPI 26-50	W-L RECORDS	RPI 51-100	RPI 101-999	RPI 201+				
9- 14	0- 0	0- 1	OVERALL	0- 5	9- 8	9- 5				
6- 4	0- 0	0- 0	HOME	0- 1	6- 3	6- 2				
3- 10	0- 0	0- 0	AWAY	0- 0	3- 0	3- 0				
0- 0	0- 0	0- 0	NEUTRAL	0- 0	0- 0	0- 0				
5- 4	0- 0	0- 1	NON-CONFERENCE	0- 2	5- 1	5- 1				
3- 0	0- 0	0- 0	HOME	0- 0	3- 0	3- 0				
2- 4	0- 0	0- 1	AWAY	0- 2	2- 1	2- 1				
0- 0	0- 0	0- 0	NEUTRAL	0- 0	0- 0	0- 0				
4- 10	0- 0	0- 0	CONFERENCE	0- 3	4- 7	4- 4				
3- 4	0- 0	0- 0	HOME	0- 1	3- 3	3- 2				
1- 6	0- 0	0- 0	AWAY	0- 2	1- 4	1- 2				
0- 0	0- 0	0- 0	NEUTRAL	0- 0	0- 0	0- 0				

RPI	S	Opponent	Score	RPI	S	Opponent	Score	RPI	S	Opponent	Score	RPI	S	Opponent	Score	Team's RPI: 293
45	A	Purdue	49 95	78	A	Drake	50 86	152	A	UNI	56 77	163	A	Southern Ill.	63 74	
				87	A	Miami (OH)	68 77	163	H	Southern Ill.	86 88	209	A	Bowling Green	77 90	
				89	A	Liberty	40 61	254	A	Illinois St.	55 63	254	H	Illinois St.	56 50	
				97	A	Missouri St.	60 83	263	H	Indiana St.	54 67	274	A	Bradley	58 69	
				97	H	Missouri St.	60 66	274	H	Bradley	69 88	276	H	Grand Canyon	80 75	
								303	A	Loyola Chicago	63 53	303	H	Loyola Chicago	76 60	
								330	H	Fort Wayne	68 50	345	H	Chicago St.	71 60	
								346	A	Longwood	81 68	347	A	Eastern Ill.	76 67	
								349	H	Evansville	101 59					
LAST 12 Division I GAMES:																
97	H	Missouri St.	60 66	349	H	Evansville	101 59									
163	H	Southern Ill.	86 88	163	A	Southern Ill.	63 74									
303	A	Loyola Chicago	63 53	97	A	Missouri St.	60 83									
254	A	Illinois St.	55 63	303	H	Loyola Chicago	76 60									
274	A	Bradley	58 69	274	H	Bradley	69 88									
263	H	Indiana St.	54 67	254	H	Illinois St.	56 50									

Non-Div I Games: Ind.-Northwest 99 59 Ind.-Kokomo 81 47

Valparaiso

Average RPI Win: 140	WON-LOST RECORD	WINNING PCT. RANK	LAST 10 GAMES	STRENGTH OF SCHEDULE	OPP. STRENGTH OF SCHEDULE	TEAM RPI	ADJ. RPI	CONF. RPI	ADJ CONF. RPI
Average RPI Loss: 59									
DIV. I ONLY	6- 22	313	2- 8	5	10	135	135	2	2
DIV. I NON-CONF.	4- 10	267	0- 0	26	20	151	151	2	2

TOTALS	RPI 1-25	RPI 26-50	W-L RECORDS	RPI 51-100	RPI 101-999	RPI 201+			
6- 22	0- 9	0- 5	OVERALL	2- 2	4- 6	1- 0			
3- 11	0- 6	0- 2	HOME	1- 1	2- 2	1- 0			
3- 9	0- 3	0- 2	AWAY	1- 1	2- 3	0- 0			
0- 2	0- 0	0- 1	NEUTRAL	0- 0	0- 1	0- 0			
4- 10	0- 2	0- 3	NON-CONFERENCE	1- 1	3- 4	1- 0			
2- 5	0- 1	0- 1	HOME	0- 1	2- 2	1- 0			
2- 3	0- 1	0- 1	AWAY	1- 0	1- 1	0- 0			
0- 2	0- 0	0- 1	NEUTRAL	0- 0	0- 1	0- 0			
2- 12	0- 7	0- 2	CONFERENCE	1- 1	1- 2	0- 0			
1- 6	0- 5	0- 1	HOME	1- 0	0- 0	0- 0			
1- 6	0- 2	0- 1	AWAY	0- 1	1- 2	0- 0			
0- 0	0- 0	0- 0	NEUTRAL	0- 0	0- 0	0- 0			

RPI 1-25				RPI 26-50				RPI 51-100				RPI 101+ Team's RPI: 135			
RPI	S	Opponent	Score	RPI	S	Opponent	Score	RPI	S	Opponent	Score	RPI	S	Opponent	Score
3	H	Mississippi St.	50 95	26	A	Central Mich.	75 92	68	H	Belmont	74 111	104	A	Auburn	60 63
4	A	Louisville	57 79	27	A	Georgia	55 67	81	A	Alabama	75 77	117	A	Tulane	59 71
10	A	Tennessee	73 86	27	H	Georgia	52 81	88	A	George Washington	69 59	119	H	Iowa St.	77 74
10	H	Tennessee	64 74	31	N	Syracuse	78 84	95	H	Kentucky	70 55	120	H	Middle Tenn.	54 65
12	H	Missouri	70 81	39	H	Ball St.	79 88					131	A	Saint Louis	74 69
17	H	South Carolina	82 95									144	A	Ole Miss	75 72
20	H	NC State	72 83									158	A	Florida	71 88
21	H	Texas A&M	67 91									186	N	Wisconsin	71 73
25	A	LSU	65 85									201	H	Memphis	60 71
												260	H	Lipscomb	92 82

LAST 12 Division I GAMES:															
158	A	Florida	71 88	21	H	Texas A&M	67 91	8	H	Texas A&M	67 91	17	H	South Carolina	82 95
3	H	Mississippi St.	50 95	81	A	Alabama	75 77	95	H	Kentucky	70 55	12	H	Missouri	70 81
104	A	Auburn	60 63	17	H	South Carolina	82 95	10	A	Tennessee	73 86				
27	A	Georgia	55 67												
10	H	Tennessee	64 74												
144	A	Ole Miss	75 72												

Non-Div I Games:

Vanderbilt

Average RPI Win: 235	WON-LOST RECORD	WINNING PCT. RANK	LAST 10 GAMES	STRENGTH OF SCHEDULE	OPP. STRENGTH OF SCHEDULE	TEAM RPI	ADJ. RPI	CONF. RPI	ADJ CONF. RPI
Average RPI Loss: 173									
DIV. I ONLY	7- 19	287	3- 7	205	225	289	289	20	20
DIV. I NON-CONF.	2- 10	300	0- 0	247	159	331	331	24	24

TOTALS	RPI 1-25	RPI 26-50	W-L RECORDS	RPI 51-100	RPI 101-999	RPI 201+			
7- 19	0- 0	0- 1	OVERALL	1- 5	6- 13	4- 7			
5- 8	0- 0	0- 0	HOME	1- 2	4- 6	3- 3			
2- 11	0- 0	0- 0	AWAY	0- 0	2- 0	1- 0			
0- 0	0- 0	0- 0	NEUTRAL	0- 0	0- 0	0- 0			
2- 10	0- 0	0- 1	NON-CONFERENCE	0- 3	2- 6	2- 5			
2- 5	0- 0	0- 0	HOME	0- 2	2- 3	2- 2			
0- 5	0- 0	0- 1	AWAY	0- 1	0- 3	0- 3			
0- 0	0- 0	0- 0	NEUTRAL	0- 0	0- 0	0- 0			
5- 9	0- 0	0- 0	CONFERENCE	1- 2	4- 7	2- 2			
3- 3	0- 0	0- 0	HOME	1- 0	2- 3	1- 1			
2- 6	0- 0	0- 0	AWAY	0- 2	2- 4	1- 1			
0- 0	0- 0	0- 0	NEUTRAL	0- 0	0- 0	0- 0			

RPI S Opponent	Score	RPI S Opponent	Score	RPI S Opponent	Score	RPI S Opponent	Score
		46 A Miami (FL)	49 73	58 H American	62 64	139 H Northeastern	66 71
				72 H James Madison	56 68	149 A Binghamton	38 52
				80 A Maine	55 64	149 H Binghamton	48 62
				83 A Albany (NY)	55 67	157 A Hartford	52 91
				83 H Albany (NY)	62 57	157 H Hartford	53 47
				90 A Dartmouth	56 66	182 A New Hampshire	58 53
						182 H New Hampshire	49 52
						188 A Stony Brook	57 80
						204 H Boston U.	41 57
						213 H Columbia	66 73
						236 A Holy Cross	53 64
						262 H Howard	88 65
						273 A Rider	49 64
						295 H Central Conn. St.	62 48
						305 A FIU	70 80
						320 A UMBC	72 58
						320 H UMBC	51 52
						344 A UMass Lowell	60 65
						344 H UMass Lowell	63 55
LAST 12 Division I GAMES:							
157 A Hartford	52 91	149 H Binghamton	48 62				
149 A Binghamton	38 52	83 A Albany (NY)	55 67				
344 A UMass Lowell	60 65	157 H Hartford	53 47				
83 H Albany (NY)	62 57	182 H New Hampshire	49 52				
182 A New Hampshire	58 53	80 A Maine	55 64				
320 H UMBC	51 52	188 A Stony Brook	57 80				

Non-Div I Games: Norwich 75 31

Vermont

Average RPI Win:	133	WON-LOST	WINNING	LAST 10	STRENGTH OF	OPP. STRENGTH	TEAM	ADJ.	CONF.	ADJ CONF.
Average RPI Loss:	52	RECORD	PCT. RANK	GAMES	SCHEDULE	OF SCHEDULE	RPI	RPI	RPI	RPI
DIV. I ONLY	20- 7	50	6- 4	38	67	23	23	6	6	
DIV. I NON-CONF.	10- 1	15	0- 1	22	131	9	9	6	6	

TOTALS	RPI 1-25	RPI 26-50	W-L RECORDS	RPI 51-100	RPI 101-999	RPI 201+				
20- 7	1- 0	2- 4	OVERALL	3- 2	14- 1	5- 0				
7- 3	1- 0	1- 1	HOME	1- 1	4- 1	1- 0				
10- 4	0- 0	1- 3	AWAY	0- 1	9- 0	4- 0				
3- 0	0- 0	0- 0	NEUTRAL	2- 0	1- 0	0- 0				
10- 1	1- 0	1- 0	NON-CONFERENCE	2- 1	6- 0	2- 0				
2- 1	1- 0	0- 0	HOME	0- 1	1- 0	0- 0				
5- 0	0- 0	1- 0	AWAY	0- 0	4- 0	2- 0				
3- 0	0- 0	0- 0	NEUTRAL	2- 0	1- 0	0- 0				
10- 6	0- 0	1- 4	CONFERENCE	1- 1	8- 1	3- 0				
5- 2	0- 0	1- 1	HOME	1- 0	3- 1	1- 0				
5- 4	0- 0	0- 3	AWAY	0- 1	5- 0	2- 0				
0- 0	0- 0	0- 0	NEUTRAL	0- 0	0- 0	0- 0				

RPI	S	Opponent	Score	RPI	S	Opponent	Score	RPI	S	Opponent	Score	RPI	S	Opponent	Score
13	H	Duke	64 55	28	A	DePaul	66 71	54	A	St. John's (NY)	64 70	103	A	Seton Hall	67 59
				28	H	DePaul	84 58	54	H	St. John's (NY)	69 52	103	H	Seton Hall	59 53
				30	A	Marquette	69 90	58	N	American	65 60	106	A	Butler	69 67
				30	H	Marquette	57 67	72	N	James Madison	60 57	106	H	Butler	53 76
				35	A	Princeton	62 59	74	H	Penn	77 79	121	A	Georgetown	60 58
				42	A	Creighton	54 69					121	H	Georgetown	68 67
												157	A	Hartford	71 53
												162	H	Saint Joseph's	79 44
												190	A	Temple	69 65
												196	N	Lehigh	62 42
												208	A	Providence	63 55
												219	A	Xavier	89 50
												219	H	Xavier	75 57
												240	A	La Salle	76 49
												250	A	Fairfield	73 44
LAST 12 Division I GAMES:															
				28	A	DePaul	66 71	219	A	Xavier	89 50				
				30	A	Marquette	69 90	30	H	Marquette	57 67				
				103	H	Seton Hall	59 53	28	H	DePaul	84 58				
				54	H	St. John's (NY)	69 52	74	H	Penn	77 79				
				121	H	Georgetown	68 67	54	A	St. John's (NY)	64 70				
				106	A	Butler	69 67	103	A	Seton Hall	67 59				

Non-Div I Games:

Villanova

Average RPI Win:	129	WON-LOST	WINNING	LAST 10	STRENGTH OF	OPP. STRENGTH	TEAM	ADJ.	CONF.	ADJ CONF.
Average RPI Loss:	23	RECORD	PCT. RANK	GAMES	SCHEDULE	OF SCHEDULE	RPI	RPI	RPI	RPI

DIV. I ONLY	16- 11	121	5- 5	3	8	34	34	1	1
DIV. I NON-CONF.	7- 6	165	0- 0	12	29	72	72	1	1

TOTALS	RPI 1-25	RPI 26-50	W-L RECORDS	RPI 51-100	RPI 101-999	RPI 201+			
16- 11	1- 6	1- 4	OVERALL	6- 1	8- 0	4- 0			
10- 6	0- 3	1- 2	HOME	2- 1	7- 0	4- 0			
4- 5	1- 3	0- 2	AWAY	2- 0	1- 0	0- 0			
2- 0	0- 0	0- 0	NEUTRAL	2- 0	0- 0	0- 0			
7- 6	0- 2	0- 3	NON-CONFERENCE	3- 1	4- 0	4- 0			
5- 3	0- 1	0- 1	HOME	1- 1	4- 0	4- 0			
0- 3	0- 1	0- 2	AWAY	0- 0	0- 0	0- 0			
2- 0	0- 0	0- 0	NEUTRAL	2- 0	0- 0	0- 0			
9- 5	1- 4	1- 1	CONFERENCE	3- 0	4- 0	0- 0			
5- 3	0- 2	1- 1	HOME	1- 0	3- 0	0- 0			
4- 2	1- 2	0- 0	AWAY	2- 0	1- 0	0- 0			
0- 0	0- 0	0- 0	NEUTRAL	0- 0	0- 0	0- 0			

RPI 1-25					RPI 26-50					Team's RPI: 34					RPI 51-100					RPI 101+				
RPI	S	Opponent	Score		RPI	S	Opponent	Score		RPI	S	Opponent	Score		RPI	S	Opponent	Score						
1	H	Notre Dame	69	83	27	H	Georgia	61	64	52	N	Indiana	82	72	107	H	North Carolina	82	70					
3	A	Mississippi St.	53	68	29	A	Dayton	46	61	69	A	Georgia Tech	62	56	136	H	Clemson	70	41					
4	H	Louisville	41	77	31	H	Syracuse	68	63	70	H	Duquesne	63	74	173	H	Pittsburgh	62	50					
6	A	Florida St.	62	77	33	A	Rutgers	43	52	73	H	Harvard	50	48	194	A	Boston College	68	57					
13	A	Duke	48	55	46	H	Miami (FL)	62	77	75	A	Virginia Tech	64	62	205	H	Hampton	66	62					
20	A	NC State	73	63						75	H	Virginia Tech	61	52	222	H	UNCG	68	50					
22	H	Maryland	59	60						85	N	Ohio	77	59	255	H	Manhattan	69	47					
															295	H	Central Conn. St.	103	59					
LAST 12 Division I GAMES:																								
46	H	Miami (FL)	62	77	107	H	North Carolina	82	70															
1	H	Notre Dame	69	83	75	H	Virginia Tech	61	52															
75	A	Virginia Tech	64	62	13	A	Duke	48	55															
6	A	Florida St.	62	77	194	A	Boston College	68	57															
4	H	Louisville	41	77	136	H	Clemson	70	41															
69	A	Georgia Tech	62	56	20	A	NC State	73	63															

Average RPI Win:	165	WON-LOST	WINNING	LAST 10	STRENGTH OF	OPP. STRENGTH	TEAM	ADJ.	CONF.	ADJ CONF.
Average RPI Loss:	42	RECORD	PCT. RANK	GAMES	SCHEDULE	OF SCHEDULE	RPI	RPI	RPI	RPI
DIV. I ONLY	17- 10	101	4- 6	70	44	75	75	1	1	
DIV. I NON-CONF.	11- 2	22	0- 0	170	174	54	54	1	1	

TOTALS	RPI 1-25	RPI 26-50	W-L RECORDS	RPI 51-100	RPI 101-999	RPI 201+				
17- 10	0- 4	1- 3	OVERALL	3- 2	13- 1	5- 0				
11- 4	0- 2	0- 2	HOME	2- 0	9- 0	3- 0				
5- 4	0- 2	1- 1	AWAY	0- 1	4- 0	2- 0				
1- 2	0- 0	0- 0	NEUTRAL	1- 1	0- 1	0- 0				
11- 2	0- 0	0- 0	NON-CONFERENCE	2- 1	9- 1	5- 0				
7- 0	0- 0	0- 0	HOME	1- 0	6- 0	3- 0				
3- 0	0- 0	0- 0	AWAY	0- 0	3- 0	2- 0				
1- 2	0- 0	0- 0	NEUTRAL	1- 1	0- 1	0- 0				
6- 8	0- 4	1- 3	CONFERENCE	1- 1	4- 0	0- 0				
4- 4	0- 2	0- 2	HOME	1- 0	3- 0	0- 0				
2- 4	0- 2	1- 1	AWAY	0- 1	1- 0	0- 0				
0- 0	0- 0	0- 0	NEUTRAL	0- 0	0- 0	0- 0				

RPI 1-25				RPI 26-50				RPI 51-100				Team's RPI : 75				RPI 101+			
RPI	S	Opponent	Score	RPI	S	Opponent	Score	RPI	S	Opponent	Score	RPI	S	Opponent	Score	RPI	S	Opponent	Score
4	A	Louisville	56 67	31	A	Syracuse	73 64	51	H	UCF	86 69	104	H	Auburn	72 63				
6	A	Florida St.	62 107	34	A	Virginia	52 61	53	N	Drexel	79 67	106	N	Butler	77 79				
13	H	Duke	75 86	34	H	Virginia	62 64	61	N	West Virginia	61 79	107	A	North Carolina	90 74				
20	H	NC State	51 68	46	H	Miami (FL)	78 82	69	H	Georgia Tech	68 62	115	A	Chattanooga	64 44				
								100	A	Wake Forest	56 73	136	H	Clemson	53 45				
												156	H	Radford	68 42				
												173	H	Pittsburgh	89 66				
												191	H	High Point	86 63				
												194	H	Boston College	89 58				
												223	A	Illinois	96 49				
												271	H	UMES	90 52				
												291	H	USC Upstate	87 56				
												302	A	Monmouth	84 34				
												334	H	Wagner	99 32				
LAST 12 Division I GAMES:																			
136	H	Clemson	53 45	69	H	Georgia Tech	68 62	34	A	Virginia	52 61	13	H	Duke	75 86				
100	A	Wake Forest	56 73	34	A	Virginia	52 61	6	A	Florida St.	62 107	173	H	Pittsburgh	89 66				
34	H	Virginia	62 64	13	H	Duke	75 86	4	A	Louisville	56 67								
107	A	North Carolina	90 74																
31	A	Syracuse	73 64																
46	H	Miami (FL)	78 82																

Non-Div I Games:

Virginia Tech

Average RPI Win: **296**
 Average RPI Loss: **208**

WON-LOST
RECORD

WINNING
PCT. RANK

LAST 10
GAMES

STRENGTH OF
SCHEDULE

OPP. STRENGTH
OF SCHEDULE





































































TEAM
RPI

ADJ.
RPI

CONF.
RPI





ADJ CONF.
RPI

DIV. I ONLY	4- 21	323	2- 8	263	330	334	334	29	29
DIV. I NON-CONF.	1- 9	318	0- 0	125	246	301	301	29	29
<hr/>									
TOTALS	RPI 1-25	RPI 26-50	W-L RECORDS	RPI 51-100	RPI 101-999	RPI 201+			
4- 21	0- 0	0- 1	OVERALL	0- 3	4- 17	4- 12			
3- 8	0- 0	0- 1	HOME	0- 0	3- 7	3- 4			
1- 13	0- 0	0- 0	AWAY	0- 3	1- 10	1- 8			
0- 0	0- 0	0- 0	NEUTRAL	0- 0	0- 0	0- 0			
1- 9	0- 0	0- 1	NON-CONFERENCE	0- 3	1- 5	1- 2			
1- 2	0- 0	0- 1	HOME	0- 0	1- 1	1- 0			
0- 7	0- 0	0- 0	AWAY	0- 3	0- 4	0- 2			
0- 0	0- 0	0- 0	NEUTRAL	0- 0	0- 0	0- 0			
3- 12	0- 0	0- 0	CONFERENCE	0- 0	3- 12	3- 10			
2- 6	0- 0	0- 0	HOME	0- 0	2- 6	2- 4			
1- 6	0- 0	0- 0	AWAY	0- 0	1- 6	1- 6			
0- 0	0- 0	0- 0	NEUTRAL	0- 0	0- 0	0- 0			

RPI 1-25	RPI 26-50	RPI 51-100	RPI 101+	Team's RPI: 334
RPI S Opponent Score	RPI S Opponent Score	RPI S Opponent Score	RPI S Opponent Score	
	35  Princeton 37  58	72  James Madison 45  68	122  Saint Francis (PA) 76  79	
		75  Virginia Tech 32  99	133  Robert Morris 52  58	
		83  Albany (NY) 44  89	182  New Hampshire 53  65	
			188  Stony Brook 50  69	
			190  Temple 36  70	
			224  Lafayette 52  70	
			266  St. Francis Brooklyn 76  80	
			266  St. Francis Brooklyn 50 47	
			267  Fairleigh Dickinson 61  62	
			267  Fairleigh Dickinson 64  74	
			269  Sacred Heart 49  61	
			269  Sacred Heart 55  72	
			270  Towson 42  64	
			286  LIU Brooklyn 69  74	
			286  LIU Brooklyn 52 44	
			287  Bryant 75 66	
			287  Bryant 60  70	
			288  Mt. St. Mary's 56  79	
			295  Central Conn. St. 56  59	
			295  Central Conn. St. 64  66	
			346  Longwood 60 43	
LAST 12 Division I GAMES:				
287  Bryant 60  70	288  Mt. St. Mary's 56  79	122  Saint Francis (PA) 76  79		
295  Central Conn. St. 64  66	133  Robert Morris 52  58	266  St. Francis Brooklyn 76  80		
267  Fairleigh Dickinson 61  62	286  LIU Brooklyn 69  74	269  Sacred Heart 55  72		
269  Sacred Heart 49  61				
286  LIU Brooklyn 52 44				
266  St. Francis Brooklyn 50 47				

Non-Div I Games: Staten Island 63 58

Wagner

 Loss,  Non-Conf, S Site,  Home  Away N Neutral

Average RPI Win: 178		WON-LOST	WINNING	LAST 10	STRENGTH OF		OPP. STRENGTH	TEAM	ADJ.	CONF.	ADJ CONF.
Loss: 52		RECORD	PCT. RANK	GAMES	SCHEDULE		OF SCHEDULE	RPI	RPI	RPI	RPI
DIV. I ONLY		12- 15	204	2- 8	33		33	100	100	1	1
DIV. I NON-CONF.		8- 5	111	0- 0	205		117	130	130	1	1
TOTALS		RPI 1-25	RPI 26-50		W-L RECORDS		RPI 51-100	RPI 101-999	RPI 201+		
12- 15	0- 7	2- 3		OVERALL		1- 2	9- 3	6- 1			
6- 7	0- 4	1- 1		HOME		1- 0	4- 2	3- 0			
6- 6	0- 3	1- 1		AWAY		0- 2	5- 0	3- 0			
0- 2	0- 0	0- 1		NEUTRAL		0- 0	0- 1	0- 1			
8- 5	0- 0	1- 2		NON-CONFERENCE		0- 1	7- 2	6- 1			
5- 1	0- 0	1- 0		HOME		0- 0	4- 1	3- 0			
3- 2	0- 0	0- 1		AWAY		0- 1	3- 0	3- 0			
0- 2	0- 0	0- 1		NEUTRAL		0- 0	0- 1	0- 1			
4- 10	0- 7	1- 1		CONFERENCE		1- 1	2- 1	0- 0			
1- 6	0- 4	0- 1		HOME		1- 0	0- 1	0- 0			
3- 4	0- 3	1- 0		AWAY		0- 1	2- 0	0- 0			
0- 0	0- 0	0- 0		NEUTRAL		0- 0	0- 0	0- 0			

RPI 1-25				RPI 26-50				RPI 51-100				RPI 101+			
RPI	S	Opponent	Score	RPI	S	Opponent	Score	RPI	S	Opponent	Score	RPI	S	Opponent	Score
1	H	Notre Dame	73 96	31	H	Syracuse	61 71	69	A	Georgia Tech	67 79	103	H	Seton Hall	57 67
4	A	Louisville	52 89	33	A	Rutgers	51 65	75	H	Virginia Tech	73 56	107	H	North Carolina	76 79
6	H	Florida St.	79 81	43	N	Minnesota	81 93	84	A	Penn St.	58 68	138	H	Charlotte	71 69
13	A	Duke	51 59	46	A	Miami (FL)	61 50					173	A	Pittsburgh	58 49
13	H	Duke	67 80	50	H	Elon	53 51					194	A	Boston College	67 59
20	A	NC State	61 74									211	A	Richmond	85 81
20	H	NC State	68 82									219	A	Xavier	62 57
												237	N	Hofstra	66 69
												239	H	Texas Southern	73 56
												253	A	Col. of Charleston	77 40
												271	H	UMES	92 50
												272	H	Appalachian St.	78 49
LAST 12 Division I GAMES:															
20	A	NC State	61 74	20	H	NC State	68 82								
75	H	Virginia Tech	73 56	69	A	Georgia Tech	67 79								
31	H	Syracuse	61 71	6	H	Florida St.	79 81								
13	A	Duke	51 59	107	H	North Carolina	76 79								
194	A	Boston College	67 59	13	H	Duke	67 80								
4	A	Louisville	52 89	46	A	Miami (FL)	61 50								

Non-Div I Games:

Wake Forest

■ Loss, ■ Non-Conf, S Site, H Home A Away N Neutral

Average RPI Win: 175		WON-LOST	WINNING	LAST 10	STRENGTH OF		OPP. STRENGTH	TEAM	ADJ.	CONF.	ADJ CONF.
Loss: 76		RECORD	PCT. RANK	GAMES	SCHEDULE		OF SCHEDULE	RPI	RPI	RPI	RPI
DIV. I ONLY		7- 20	296	1- 9	25		58	184	184	5	5
DIV. I NON-CONF.		6- 5	153	0- 0	51		119	99	99	3	3
TOTALS		RPI 1-25	RPI 26-50	W-L RECORDS		RPI 51-100	RPI 101-999	RPI 201+			
7- 20	0- 6	1- 5		OVERALL		1- 3	5- 6	3- 1			
5- 7	0- 2	0- 2		HOME		1- 1	4- 2	3- 0			
1- 11	0- 3	0- 3		AWAY		0- 2	1- 3	0- 1			
1- 2	0- 1	1- 0		NEUTRAL		0- 0	0- 1	0- 0			
6- 5	0- 2	1- 0		NON-CONFERENCE		0- 0	5- 3	3- 0			
4- 1	0- 0	0- 0		HOME		0- 0	4- 1	3- 0			
1- 2	0- 1	0- 0		AWAY		0- 0	1- 1	0- 0			
1- 2	0- 1	1- 0		NEUTRAL		0- 0	0- 1	0- 0			
1- 15	0- 4	0- 5		CONFERENCE		1- 3	0- 3	0- 1			
1- 6	0- 2	0- 2		HOME		1- 1	0- 1	0- 0			
0- 9	0- 2	0- 3		AWAY		0- 2	0- 2	0- 1			
0- 0	0- 0	0- 0		NEUTRAL		0- 0	0- 0	0- 0			

RPI 1-25					RPI 26-50					RPI 51-100					RPI 101+				
RPI	S	Opponent	Score		RPI	S	Opponent	Score		RPI	S	Opponent	Score		RPI	S	Opponent	Score	
7	A	Ohio St.	76	85	36	A	California	60	69	94	A	Utah	46	81	107	N	North Carolina	78	90
8	A	Oregon	83	94	38	A	Oregon St.	63	75	94	H	Utah	65	74	130	A	Idaho	81	69
8	H	Oregon	63	76	38	H	Oregon St.	57	95	98	A	Washington St.	75	78	140	H	BYU	80	72
9	H	UCLA	69	86	40	A	Arizona St.	41	61	98	H	Washington St.	56	49	143	H	Idaho St.	59	79
11	N	Texas	68	92	42	N	Creighton	67	64						147	A	Colorado	56	76
14	A	Stanford	45	71	49	H	Southern California	61	72						147	H	Colorado	61	66
															151	A	Boise St.	62	85
															221	H	Seattle U	84	76
															276	H	Grand Canyon	79	65
															281	A	Arizona	70	72
															317	H	Portland	93	67
					LAST 12 Division I GAMES:														
					94	A	Utah	46	81	49	H	Southern California	61	72					
					147	A	Colorado	56	76	9	H	UCLA	69	86					
					38	H	Oregon St.	57	95	98	H	Washington St.	56	49					
					8	H	Oregon	63	76	98	A	Washington St.	75	78					
					281	A	Arizona	70	72	14	A	Stanford	45	71					
					40	A	Arizona St.	41	61	36	A	California	60	69					

Non-Div I Games:

Washington

Average RPI Win:	142	WON-LOST	WINNING	LAST 10	STRENGTH OF	OPP. STRENGTH	TEAM	ADJ.	CONF.	ADJ CONF.
Average RPI Loss:	59	RECORD	PCT. RANK	GAMES	SCHEDULE	OF SCHEDULE	RPI	RPI	RPI	RPI
DIV. I ONLY	10- 18	251	2- 8	11	54	98	98	5	5	
DIV. I NON-CONF.	7- 5	132	0- 0	7	80	31	31	3	3	

TOTALS	RPI 1-25	RPI 26-50	W-L RECORDS	RPI 51-100	RPI 101-999	RPI 201+				
10- 18	0- 5	1- 6	OVERALL	1- 5	8- 2	1- 0				
4- 7	0- 2	0- 3	HOME	0- 2	4- 0	0- 0				
4- 10	0- 2	0- 3	AWAY	1- 3	3- 2	1- 0				
2- 1	0- 1	1- 0	NEUTRAL	0- 0	1- 0	0- 0				
7- 5	0- 1	1- 1	NON-CONFERENCE	1- 3	5- 0	0- 0				
2- 2	0- 0	0- 1	HOME	0- 1	2- 0	0- 0				
3- 2	0- 0	0- 0	AWAY	1- 2	2- 0	0- 0				
2- 1	0- 1	1- 0	NEUTRAL	0- 0	1- 0	0- 0				
3- 13	0- 4	0- 5	CONFERENCE	0- 2	3- 2	1- 0				
2- 5	0- 2	0- 2	HOME	0- 1	2- 0	0- 0				
1- 8	0- 2	0- 3	AWAY	0- 1	1- 2	1- 0				
0- 0	0- 0	0- 0	NEUTRAL	0- 0	0- 0	0- 0				

RPI 1-25				RPI 26-50				RPI 51-100				Team's RPI : 98				RPI 101+			
RPI	S	Opponent	Score	RPI	S	Opponent	Score	RPI	S	Opponent	Score	RPI	S	Opponent	Score	RPI	S	Opponent	Score
8	A	Oregon	56 89	33	N	Rutgers	63 60	64	A	UC Davis	76 91	128	N	ETSU	80 76				
8	H	Oregon	79 90	36	A	Cal i forn i a	60 66	66	A	Nebraska	73 61	131	H	Saint Loui s	85 63				
9	H	UCLA	71 79	38	A	Oregon St.	53 71	76	A	Saint Mary' s (CA)	75 81	143	H	Idaho St.	72 55				
14	A	Stanford	57 70	38	H	Oregon St.	61 63	94	A	Utah	50 54	147	A	Col orado	69 72				
19	N	South Fla.	45 82	40	A	Ari zona St.	51 77	94	H	Utah	79 81	147	H	Col orado	89 75				
				48	H	Gonzaga	56 64	95	H	Kentucky	68 73	151	A	Boi se St.	61 53				
				49	H	Southern Cal i forn i a	72 73					154	A	San Franci sco	74 70				
												184	A	Washi ngton	49 56				
												184	H	Washi ngton	78 75				
												281	A	Ari zona	78 60				

Average RPI Win:	246	WON-LOST	WINNING	LAST 10	STRENGTH OF	OPP. STRENGTH	TEAM	ADJ.	CONF.	ADJ CONF.
Average RPI Loss:	127	RECORD	PCT. RANK	GAMES	SCHEDULE	OF SCHEDULE	RPI	RPI	RPI	RPI
DIV. I ONLY	15- 8	90	6- 4	326	131	166	166	19	19	
DIV. I NON-CONF.	6- 3	87	0- 0	310	155	172	172	13	13	

TOTALS	RPI 1-25	RPI 26-50	W-L RECORDS	RPI 51-100	RPI 101-999	RPI 201+				
15- 8	0- 1	1- 1	OVERALL	0- 1	14- 5	11- 1				
10- 2	0- 0	1- 0	HOME	0- 1	9- 1	7- 0				
5- 6	0- 1	0- 1	AWAY	0- 0	5- 4	4- 1				
0- 0	0- 0	0- 0	NEUTRAL	0- 0	0- 0	0- 0				
6- 3	0- 1	0- 0	NON-CONFERENCE	0- 1	6- 1	6- 0				
4- 1	0- 0	0- 0	HOME	0- 1	4- 0	4- 0				
2- 2	0- 1	0- 0	AWAY	0- 0	2- 1	2- 0				
0- 0	0- 0	0- 0	NEUTRAL	0- 0	0- 0	0- 0				
9- 5	0- 0	1- 1	CONFERENCE	0- 0	8- 4	5- 1				
6- 1	0- 0	1- 0	HOME	0- 0	5- 1	3- 0				
3- 4	0- 0	0- 1	AWAY	0- 0	3- 3	2- 1				
0- 0	0- 0	0- 0	NEUTRAL	0- 0	0- 0	0- 0				

RPI 1-25				RPI 26-50				RPI 51-100				RPI 101+				Team's RPI: 166
RPI	S	Opponent	Score	RPI	S	Opponent	Score	RPI	S	Opponent	Score	RPI	S	Opponent	Score	
8	A	Oregon	87 114	37	A	Northern Colo.	69 71	94	H	Utah	58 85	129	A	Portland St.	64 77	
				37	H	Northern Colo.	82 73					129	H	Portland St.	60 62	
												134	A	Fresno St.	78 81	
												143	A	Idaho St.	76 70	
												143	H	Idaho St.	84 73	
												174	A	North Dakota	67 80	
												174	H	North Dakota	80 69	
												203	A	CSUN	64 61	
												230	H	Pepperdine	71 61	
												280	A	Sacramento St.	78 56	
												280	H	Sacramento St.	86 73	
												297	H	Air Force	62 52	
												301	H	Incarnate Word	79 55	
												312	A	Northern Ariz.	75 76	
												312	H	Northern Ariz.	77 63	
												317	A	Portland	91 70	
												321	A	Southern Utah	77 64	
												321	H	Southern Utah	65 50	
												325	H	Utah Valley	75 57	

LAST 12 Division I GAMES:																
280	H	Sacramento St.	86 73	143	H	Idaho St.	84 73									
129	H	Portland St.	60 62	129	A	Portland St.	64 77									
37	A	Northern Colo.	69 71	280	A	Sacramento St.	78 56									
174	A	North Dakota	67 80	174	H	North Dakota	80 69									
312	H	Northern Ariz.	77 63	37	H	Northern Colo.	82 73									
321	H	Southern Utah	65 50	321	A	Southern Utah	77 64									

Non-Div I Games: Westminster (UT) 64 58 Antelope Valley 80 70

Weber St.

Average RPI Win:	166	WON-LOST	WINNING	LAST 10	STRENGTH OF	OPP. STRENGTH	TEAM	ADJ.	CONF.	ADJ CONF.
Average RPI Loss:	38	RECORD	PCT. RANK	GAMES	SCHEDULE	OF SCHEDULE	RPI	RPI	RPI	RPI
DIV. I ONLY	20- 8	61	5- 5	90	49	61	61	4	4	
DIV. I NON-CONF.	12- 0	1	0- 0	171	174	20	20	5	5	

TOTALS	RPI 1-25	RPI 26-50	W-L RECORDS	RPI 51-100	RPI 101-999	RPI 201+				
20- 8	1- 5	0- 0	OVERALL	4- 3	15- 0	7- 0				
10- 5	0- 3	0- 0	HOME	0- 2	10- 0	6- 0				
6- 3	1- 2	0- 0	AWAY	2- 1	3- 0	1- 0				
4- 0	0- 0	0- 0	NEUTRAL	2- 0	2- 0	0- 0				
12- 0	1- 0	0- 0	NON-CONFERENCE	2- 0	9- 0	5- 0				
7- 0	0- 0	0- 0	HOME	0- 0	7- 0	5- 0				
1- 0	1- 0	0- 0	AWAY	0- 0	0- 0	0- 0				
4- 0	0- 0	0- 0	NEUTRAL	2- 0	2- 0	0- 0				
8- 8	0- 5	0- 0	CONFERENCE	2- 3	6- 0	2- 0				
3- 5	0- 3	0- 0	HOME	0- 2	3- 0	1- 0				
5- 3	0- 2	0- 0	AWAY	2- 1	3- 0	1- 0				
0- 0	0- 0	0- 0	NEUTRAL	0- 0	0- 0	0- 0				

RPI 1-25				RPI 26-50				RPI 51-100 Team's RPI: 61				RPI 101+			
RPI	S	Opponent	Score	RPI	S	Opponent	Score	RPI	S	Opponent	Score	RPI	S	Opponent	Score
5	H	Bayl or	72 83					53	N	Drexel	75 42	106	N	Butler	75 68
11	A	Texas	58 79					63	A	Okl ahoma St.	73 79	119	A	Iowa St.	69 59
11	H	Texas	55 73					71	A	TCU	87 82	119	H	Iowa St.	57 49
21	A	Texas A&M	70 56					71	H	TCU	74 76	145	A	Kansas	74 54
24	A	Okl ahoma	57 76					75	N	Vi rgi ni a Tech	79 61	145	H	Kansas	76 46
24	H	Okl ahoma	77 79					92	A	Kansas St.	75 66	156	N	Radford	75 55
								92	H	Kansas St.	52 60	173	H	Pi ttsburgh	73 52
												199	H	Morehead St.	66 56
												229	A	Texas Tech	74 60
												229	H	Texas Tech	82 52
												252	H	North Florida	87 59
												258	H	Morgan St.	84 41
												280	H	Sacramento St.	101 47
												295	H	Central Conn. St.	102 52
												310	H	Coppi n St.	101 43

LAST 12 Di vi si on I GAMES:															
92	A	Kansas St.	75 66	5	H	Bayl or	72 83	229	H	Texas Tech	82 52				
24	H	Okl ahoma	77 79	119	A	Iowa St.	69 59	63	A	Okl ahoma St.	73 79				
145	H	Kansas	76 46	71	H	TCU	74 76	75	N	Vi rgi ni a Tech	79 61				
229	A	Texas Tech	74 60	92	A	Kansas St.	75 66	52	H	Kansas St.	52 60				
11	H	Texas	55 73												
24	A	Okl ahoma	57 76												

Non-Di v I Games:

West Virginia

Average RPI Win:	224	WON-LOST	WINNING	LAST 10	STRENGTH OF	OPP. STRENGTH	TEAM	ADJ.	CONF.	ADJ CONF.
Average RPI Loss:	176	RECORD	PCT. RANK	GAMES	SCHEDULE	OF SCHEDULE	RPI	RPI	RPI	RPI
DIV. I ONLY	3- 23	335	1- 8	121	275	309	309	17	17	
DIV. I NON-CONF.	2- 11	305	0- 0	149	345	310	310	17	17	

TOTALS	RPI 1-25	RPI 26-50	W-L RECORDS	RPI 51-100	RPI 101-999	RPI 201+				
3- 23	0- 1	0- 1	OVERALL	0- 2	3- 19	2- 8				
2- 10	0- 0	0- 0	HOME	0- 1	2- 9	1- 4				
1- 13	0- 1	0- 1	AWAY	0- 1	1- 10	1- 4				
0- 0	0- 0	0- 0	NEUTRAL	0- 0	0- 0	0- 0				
2- 11	0- 1	0- 1	NON-CONFERENCE	0- 0	2- 9	1- 6				
2- 3	0- 0	0- 0	HOME	0- 0	2- 3	1- 2				
0- 8	0- 1	0- 1	AWAY	0- 0	0- 6	0- 4				
0- 0	0- 0	0- 0	NEUTRAL	0- 0	0- 0	0- 0				
1- 12	0- 0	0- 0	CONFERENCE	0- 2	1- 10	1- 2				
0- 7	0- 0	0- 0	HOME	0- 1	0- 6	0- 2				
1- 5	0- 0	0- 0	AWAY	0- 1	1- 4	1- 0				
0- 0	0- 0	0- 0	NEUTRAL	0- 0	0- 0	0- 0				

RPI 1-25				RPI 26-50				RPI 51-100				RPI 101+				Team's RPI: 309
RPI	S	Opponent	Score	RPI	S	Opponent	Score	RPI	S	Opponent	Score	RPI	S	Opponent	Score	
17	A	South Carolina	43 101	27	A	Georgia	50 76	62	A	Mercer	50 72	115	A	Chattanooga	32 47	
								62	H	Mercer	46 53	115	H	Chattanooga	41 58	
												128	A	ETSU	50 66	
												128	H	ETSU	46 76	
												146	A	Samford	54 62	
												146	H	Samford	32 50	
												156	H	Radford	39 27	
												170	H	Davidsen	57 70	
												175	A	Furman	46 66	
												175	H	Furman	59 68	
												191	A	High Point	69 75	
												193	A	UT Martin	54 62	
												206	A	N. C. A&T	59 68	
												216	H	UNC Asheville	62 52	
												222	H	UNCG	67 88	
												232	A	Gardner-Webb	67 70	
												261	A	Campbell	51 58	
												299	A	Wofford	68 62	
												299	H	Wofford	48 54	
												308	H	Eastern Ky.	59 62	
												318	A	South Carolina St.	45 75	
												342	H	Florida A&M	63 80	

LAST 12 Division I GAMES:																
146	H	Samford	32 50	222	H	UNCG	67 88									
62	H	Mercer	46 53	62	A	Mercer	50 72									
175	A	Furman	46 66	146	A	Samford	54 62									
299	A	Wofford	68 62	299	H	Wofford	48 54									
128	H	ETSU	46 76	175	H	Furman	59 68									
115	H	Chattanooga	41 58	115	A	Chattanooga	32 47									

Non-Div I Games: Warren Wilson 114 54 Brevard 79 34

Western Caro.

Average RPI Win:	235	WON-LOST	WINNING	LAST 10	STRENGTH OF	OPP. STRENGTH	TEAM	ADJ.	CONF.	ADJ CONF.
Average RPI Loss:	90	RECORD	PCT. RANK	GAMES	SCHEDULE	OF SCHEDULE	RPI	RPI	RPI	RPI
DIV. I ONLY	16- 8	78	6- 3	217	173	113	113	13	13	
DIV. I NON-CONF.	8- 4	87	0- 0	289	200	133	133	16	16	

TOTALS	RPI 1-25	RPI 26-50	W-L RECORDS	RPI 51-100	RPI 101-999	RPI 201+				
16- 8	1- 0	0- 3	OVERALL	0- 3	15- 2	11- 1				
8- 3	0- 0	0- 1	HOME	0- 2	8- 0	6- 0				
8- 5	1- 0	0- 2	AWAY	0- 1	7- 2	5- 1				
0- 0	0- 0	0- 0	NEUTRAL	0- 0	0- 0	0- 0				
8- 4	1- 0	0- 1	NON-CONFERENCE	0- 1	7- 2	6- 1				
3- 1	0- 0	0- 0	HOME	0- 1	3- 0	3- 0				
5- 3	1- 0	0- 1	AWAY	0- 0	4- 2	3- 1				
0- 0	0- 0	0- 0	NEUTRAL	0- 0	0- 0	0- 0				
8- 4	0- 0	0- 2	CONFERENCE	0- 2	8- 0	5- 0				
5- 2	0- 0	0- 1	HOME	0- 1	5- 0	3- 0				
3- 2	0- 0	0- 1	AWAY	0- 1	3- 0	2- 0				
0- 0	0- 0	0- 0	NEUTRAL	0- 0	0- 0	0- 0				

RPI 1-25				RPI 26-50				RPI 51-100				RPI 101+				Team's RPI: 113
RPI	S	Opponent	Score	RPI	S	Opponent	Score	RPI	S	Opponent	Score	RPI	S	Opponent	Score	
14	A	Stanford	71 64	32	A	South Dakota St.	48 84	57	A	South Dakota	81 92	126	A	Northern Ill.	94 96	
				32	H	South Dakota St.	42 70	57	H	South Dakota	58 82	137	A	Wichita St.	78 65	
				48	A	Gonzaga	65 80	96	H	Milwaukee	67 77	172	H	Denver	118 93	
												181	A	Oral Roberts	85 63	
												181	H	Oral Roberts	56 49	
												220	H	Southeast Mo. St.	87 59	
												223	A	Illinois	77 67	
												241	A	Omaha	90 51	
												241	H	Omaha	103 68	
												242	A	Austin Peay	81 68	
												274	A	Bradley	80 87	
												278	H	North Dakota St.	97 72	
												283	H	UMKC	90 71	
												330	A	Fort Wayne	100 64	
												330	H	Fort Wayne	91 44	
												345	A	Chicago St.	83 45	
												345	H	Chicago St.	71 54	

LAST 12 Division I GAMES:																
				32	H	South Dakota St.	42 70	32	A	South Dakota St.	48 84					
				241	H	Omaha	103 68	330	H	Fort Wayne	91 44					
				181	A	Oral Roberts	85 63	241	A	Omaha	90 51					
				57	A	South Dakota	81 92	181	H	Oral Roberts	56 49					
				278	H	North Dakota St.	97 72	57	H	South Dakota	58 82					
				172	H	Denver	118 93	330	A	Fort Wayne	100 64					

Non-Div I Games: Illinois Col. 122 40 William Woods 96 57 Eureka 98 46

Western Ill.

Average RPI Win:	213	WON-LOST	WINNING	LAST 10	STRENGTH OF	OPP. STRENGTH	TEAM	ADJ.	CONF.	ADJ CONF.
Average RPI Loss:	47	RECORD	PCT. RANK	GAMES	SCHEDULE	OF SCHEDULE	RPI	RPI	RPI	RPI
DIV. I ONLY	19- 6	43	8- 2	94	163	44	44	18	18	
DIV. I NON-CONF.	8- 4	87	0- 0	46	58	39	39	19	19	

TOTALS	RPI 1-25	RPI 26-50	W-L RECORDS	RPI 51-100	RPI 101-999	RPI 201+				
19- 6	1- 2	0- 1	OVERALL	2- 3	16- 0	11- 0				
9- 1	0- 1	0- 0	HOME	0- 0	9- 0	8- 0				
6- 5	0- 1	0- 1	AWAY	0- 3	6- 0	3- 0				
4- 0	1- 0	0- 0	NEUTRAL	2- 0	1- 0	0- 0				
8- 4	1- 2	0- 1	NON-CONFERENCE	2- 1	5- 0	3- 0				
2- 1	0- 1	0- 0	HOME	0- 0	2- 0	2- 0				
2- 3	0- 1	0- 1	AWAY	0- 1	2- 0	1- 0				
4- 0	1- 0	0- 0	NEUTRAL	2- 0	1- 0	0- 0				
11- 2	0- 0	0- 0	CONFERENCE	0- 2	11- 0	8- 0				
7- 0	0- 0	0- 0	HOME	0- 0	7- 0	6- 0				
4- 2	0- 0	0- 0	AWAY	0- 2	4- 0	2- 0				
0- 0	0- 0	0- 0	NEUTRAL	0- 0	0- 0	0- 0				

Western Ky.

Western Ky.

RPI 1-25				RPI 26-50				Team's RPI: 44				RPI 51-100				RPI 101+			
RPI	S	Opponent	Score	RPI	S	Opponent	Score	RPI	S	Opponent	Score	RPI	S	Opponent	Score	RPI	S	Opponent	Score
1	H	Notre Dame	65 78	39	A	Bal I St.	81 93	52	A	Indiana	71 73	120	A	Middle Tenn.	76 60				
12	N	Missouri	79 76					60	N	Tol edo	70 56	120	H	Middle Tenn.	57 43				
18	A	Iowa	97 104					62	N	Mercer	67 62	163	A	Southern Ill.	75 49				
								79	A	UAB	61 79	165	A	Loui siana Tech	74 64				
								91	A	Ri ce	58 73	178	N	Stetson	66 58				
												202	H	Southern Miss.	81 60				
												215	A	North Texas	79 65				
												235	H	Fla. Atlantic	82 63				
												277	H	Ol d Domini on	62 48				
												296	H	UTSA	73 38				
												305	H	FIU	101 47				
												315	A	Georgi a St.	74 63				
												319	A	Marshall I	86 66				
												319	H	Marshall I	77 50				
												341	H	Mi ssi ssi ppi Val .	87 48				
												349	H	Evansvi lle	92 54				
LAST 12 Division I GAMES:																			
319	H	Marshall I	77 50	215	A	North Texas	79 65												
120	A	Middle Tenn.	76 60	319	A	Marshall I	86 66												
91	A	Rice	58 73	296	H	UTSA	73 38												
277	H	Ol d Domini on	62 48	79	A	UAB	61 79												
235	H	Fla. Atlantic	82 63	305	H	FIU	101 47												
165	A	Loui siana Tech	74 64	202	H	Southern Mi ss.	81 60												

Non-Div I Games: Lee

88 64

Western Ky.

Average RPI Win:	201	WON-LOST	WINNING	LAST 10	STRENGTH OF	OPP. STRENGTH	TEAM	ADJ.	CONF.	ADJ CONF.
Average RPI Loss:	61	RECORD	PCT. RANK	GAMES	SCHEDULE	OF SCHEDULE	RPI	RPI	RPI	RPI
DIV. I ONLY	11- 13	202	4- 6	78	73	111	111	7	7	
DIV. I NON-CONF.	4- 5	202	0- 0	122	45	118	118	8	8	

TOTALS	RPI 1-25	RPI 26-50	W-L RECORDS	RPI 51-100	RPI 101-999	RPI 201+				
11- 13	0- 2	0- 4	OVERALL	1- 6	10- 1	7- 0				
5- 3	0- 0	0- 1	HOME	1- 2	4- 0	3- 0				
5- 8	0- 2	0- 2	AWAY	0- 3	5- 1	4- 0				
1- 2	0- 0	0- 1	NEUTRAL	0- 1	1- 0	0- 0				
4- 5	0- 1	0- 1	NON-CONFERENCE	0- 3	4- 0	3- 0				
1- 0	0- 0	0- 0	HOME	0- 0	1- 0	1- 0				
2- 3	0- 1	0- 0	AWAY	0- 2	2- 0	2- 0				
1- 2	0- 0	0- 1	NEUTRAL	0- 1	1- 0	0- 0				
7- 8	0- 1	0- 3	CONFERENCE	1- 3	6- 1	4- 0				
4- 3	0- 0	0- 1	HOME	1- 2	3- 0	2- 0				
3- 5	0- 1	0- 2	AWAY	0- 1	3- 1	2- 0				
0- 0	0- 0	0- 0	NEUTRAL	0- 0	0- 0	0- 0				

RPI 1-25				RPI 26-50				RPI 51-100				RPI 101+				Team's RPI: 111
RPI	S	Opponent	Score	RPI	S	Opponent	Score	RPI	S	Opponent	Score	RPI	S	Opponent	Score	
15	A	Buffalo	49 71	26	A	Central Mich.	70 74	54	N	St. John's (NY)	48 76	126	H	Northern Ill.	88 83	
18	A	Iowa	56 79	33	N	Rutgers	64 75	60	A	Toledo	68 69	128	N	ETSU	87 79	
				39	A	Ball St.	58 85	60	H	Toledo	73 78	160	A	Kent St.	66 61	
				39	H	Ball St.	71 81	67	A	Michigan St.	62 65	200	A	Eastern Mich.	67 69	
								85	H	Ohio	54 69	209	A	Bowling Green	81 67	
								87	H	Miami (OH)	81 70	209	H	Bowling Green	67 58	
								93	A	New Mexico	76 88	214	A	Akron	59 51	
												214	H	Akron	76 60	
												233	A	New Mexico St.	64 55	
												303	A	Loyola Chicago	65 47	
												323	H	Detroit Mercy	74 62	

LAST 12 Division I GAMES:																
39	A	Ball St.	58 85	26	A	Central Mich.	70 74	209	A	Eastern Mich.	67 69	214	A	Akron	59 51	
60	A	Toledo	68 69	214	A	Akron	59 51	87	H	Miami (OH)	81 70	85	H	Ohio	54 69	
39	H	Ball St.	71 81	87	H	Miami (OH)	81 70	126	H	Northern Ill.	88 83					
209	A	Bowling Green	81 67	200	A	Eastern Mich.	67 69									
214	H	Akron	76 60	85	H	Ohio	54 69									
60	H	Toledo	73 78													

Non-Div I Games: Goshen 87 36 Kentucky St. 85 50 Olivet 86 37

Western Mich.

Average RPI	Win:	196	WON-LOST	WINNING	LAST 10	STRENGTH OF	OPP. STRENGTH	TEAM	ADJ.	CONF.	ADJ CONF.
Average RPI	Loss:	87	RECORD	PCT. RANK	GAMES	SCHEDULE	OF SCHEDULE	RPI	RPI	RPI	RPI
DIV. I ONLY		12- 16		218	6- 4	75	87	137	137	8	8
DIV. I NON-CONF.		5- 9		238	0- 0	78	126	199	199	7	7

TOTALS	RPI 1-25		RPI 26-50		W-L RECORDS	RPI 51-100		RPI 101-999		RPI 201+	
12- 16	1- 2		0- 2		OVERALL	1- 7		10- 5		5- 1	
8- 5	1- 0		0- 0		HOME	1- 2		6- 3		4- 0	
3- 10	0- 2		0- 2		AWAY	0- 5		3- 1		1- 0	
1- 1	0- 0		0- 0		NEUTRAL	0- 0		1- 1		0- 1	
5- 9	0- 1		0- 2		NON-CONFERENCE	1- 4		4- 2		3- 1	
4- 2	0- 0		0- 0		HOME	1- 1		3- 1		3- 0	
0- 6	0- 1		0- 2		AWAY	0- 3		0- 0		0- 0	
1- 1	0- 0		0- 0		NEUTRAL	0- 0		1- 1		0- 1	
7- 7	1- 1		0- 0		CONFERENCE	0- 3		6- 3		2- 0	
4- 3	1- 0		0- 0		HOME	0- 1		3- 2		1- 0	
3- 4	0- 1		0- 0		AWAY	0- 2		3- 1		1- 0	
0- 0	0- 0		0- 0		NEUTRAL	0- 0		0- 0		0- 0	

RPI	S	Opponent	Score	RPI	S	Opponent	Score	RPI	S	Opponent	Score	RPI	S	Opponent	Score	Team's RPI: 137
2	A	UConn	43 124	32	A	South Dakota St.	64 96	51	A	UCF	53 59	113	H	Western Ill.	65 78	
10	A	Tennessee	56 68	42	A	Creighton	61 66	56	A	Houston	55 73	117	A	Tulane	64 56	
19	H	South Fla.	64 56					56	H	Houston	62 73	125	H	Cincinnati	69 75	
								57	H	South Dakota	48 62	179	H	Tulsa	62 67	
								63	A	Oklahoma St.	67 91	185	A	East Carolina	67 77	
								93	A	New Mexico	62 76	190	H	Temple	88 81	
								97	A	Missouri St.	71 94	195	N	UC Irvine	76 53	
								97	H	Missouri St.	72 58	201	A	Memphis	77 64	
												201	H	Memphis	69 61	
												207	A	SMU	52 45	
												207	H	SMU	66 43	
												223	N	Illinois	67 68	
												283	H	UMKC	72 63	
												294	H	Alcorn	87 46	
												345	H	Chicago St.	66 63	

LAST 12 Division I GAMES:																
207	A	SMU	52 45	201	A	Memphis	77 64									
190	H	Temple	88 81	19	H	South Fla.	64 56									
2	A	UConn	43 124	207	H	SMU	66 43									
125	H	Cincinnati	69 75	117	A	Tulane	64 56									
56	H	Houston	62 73	201	H	Memphis	69 61									
185	A	East Carolina	67 77	51	A	UCF	53 59									

Non-Div I Games:

Wichita St.

Average RPI Win:	217	WON-LOST	WINNING	LAST 10	STRENGTH OF	OPP. STRENGTH	TEAM	ADJ.	CONF.	ADJ CONF.
Average RPI Loss:	147	RECORD	PCT. RANK	GAMES	SCHEDULE	OF SCHEDULE	RPI	RPI	RPI	RPI
DIV. I ONLY	16- 10	109	4- 6	225	171	153	153	10	10	
DIV. I NON-CONF.	9- 2	33	0- 0	256	237	84	84	11	11	

TOTALS	RPI 1-25	RPI 26-50	W-L RECORDS	RPI 51-100	RPI 101-999	RPI 201+				
16- 10	0- 0	1- 0	OVERALL	0- 4	15- 6	11- 4				
9- 5	0- 0	1- 0	HOME	0- 2	8- 3	6- 3				
7- 5	0- 0	0- 0	AWAY	0- 2	7- 3	5- 1				
0- 0	0- 0	0- 0	NEUTRAL	0- 0	0- 0	0- 0				
9- 2	0- 0	0- 0	NON-CONFERENCE	0- 1	9- 1	6- 1				
5- 1	0- 0	0- 0	HOME	0- 0	5- 1	4- 1				
4- 1	0- 0	0- 0	AWAY	0- 1	4- 0	2- 0				
0- 0	0- 0	0- 0	NEUTRAL	0- 0	0- 0	0- 0				
7- 8	0- 0	1- 0	CONFERENCE	0- 3	6- 5	5- 3				
4- 4	0- 0	1- 0	HOME	0- 2	3- 2	2- 2				
3- 4	0- 0	0- 0	AWAY	0- 1	3- 3	3- 1				
0- 0	0- 0	0- 0	NEUTRAL	0- 0	0- 0	0- 0				

RPI 1-25				RPI 26-50				RPI 51-100				RPI 101+ Team's RPI: 153			
RPI	S	Opponent	Score	RPI	S	Opponent	Score	RPI	S	Opponent	Score	RPI	S	Opponent	Score
				50	H	Elon	81 75	53	A	Drexel	34 54	122	A	Saint Francis (PA)	92 86
								53	H	Drexel	58 65	127	A	Delaware	59 68
								54	A	St. John's (NY)	81 92	139	A	Northeastern	46 64
								72	H	James Madison	41 86	139	H	Northeastern	71 53
												170	H	Davidson	73 55
												185	A	East Carolina	71 65
												210	H	Norfolk St.	74 80
												211	A	Richmond	78 64
												237	A	Hofstra	54 65
												237	H	Hofstra	63 53
												246	H	Loyola Maryland	70 49
												250	H	Fairfield	57 47
												253	A	Col. of Charleston	68 54
												253	H	Col. of Charleston	79 66
												259	A	UNCW	66 53
												259	H	UNCW	49 64
												262	A	Howard	83 71
												270	A	Towson	75 63
												270	H	Towson	66 67
												277	H	Old Dominion	75 58
												291	H	USC Upstate	83 63
LAST 12 Division I GAMES:															
				53	A	Drexel	34 54	237	H	Hofstra	63 53				
				259	H	UNCW	49 64	253	H	Col. of Charleston	79 66				
				139	H	Northeastern	71 53	139	A	Northeastern	46 64				
				127	A	Delaware	59 68	237	A	Hofstra	54 65				
				270	A	Towson	75 63	50	H	Elon	81 75				
				72	H	James Madison	41 86	270	H	Towson	66 67				

Non-Div I Games:

William & Mary

Average RPI Win:	346	WON-LOST	WINNING	LAST 10	STRENGTH OF	OPP. STRENGTH	TEAM	ADJ.	CONF.	ADJ CONF.
Average RPI Loss:	193	RECORD	PCT. RANK	GAMES	SCHEDULE	OF SCHEDULE	RPI	RPI	RPI	RPI
DIV. I ONLY	1- 24	348	1- 9	187	311	340	340	27	27	
DIV. I NON-CONF.	0- 10	337	0- 0	202	238	337	337	28	28	

TOTALS	RPI 1-25	RPI 26-50	W-L RECORDS	RPI 51-100	RPI 101-999	RPI 201+				
1- 24	0- 1	0- 1	OVERALL	0- 4	1- 18	1- 13				
1- 11	0- 0	0- 0	HOME	0- 2	1- 9	1- 6				
0- 13	0- 1	0- 1	AWAY	0- 2	0- 9	0- 7				
0- 0	0- 0	0- 0	NEUTRAL	0- 0	0- 0	0- 0				
0- 10	0- 1	0- 1	NON-CONFERENCE	0- 2	0- 6	0- 5				
0- 4	0- 0	0- 0	HOME	0- 1	0- 3	0- 2				
0- 6	0- 1	0- 1	AWAY	0- 1	0- 3	0- 3				
0- 0	0- 0	0- 0	NEUTRAL	0- 0	0- 0	0- 0				
1- 14	0- 0	0- 0	CONFERENCE	0- 2	1- 12	1- 8				
1- 7	0- 0	0- 0	HOME	0- 1	1- 6	1- 4				
0- 7	0- 0	0- 0	AWAY	0- 1	0- 6	0- 4				
0- 0	0- 0	0- 0	NEUTRAL	0- 0	0- 0	0- 0				

RPI 1-25				RPI 26-50				RPI 51-100				RPI 101+ Team's RPI: 340			
RPI	S	Opponent	Score	RPI	S	Opponent	Score	RPI	S	Opponent	Score	RPI	S	Opponent	Score
13	A	Duke	30 101	50	A	Elon	37 98	62	A	Mercer	45 93	128	H	ETSU	63 74
								70	H	Duquesne	54 81	156	A	Radford	52 78
								89	A	Liberty	37 63	156	H	Radford	30 70
								89	H	Liberty	53 73	191	A	High Point	40 77
												191	H	High Point	58 79
												214	A	Akron	43 69
												216	A	UNC Asheville	51 63
												216	H	UNC Asheville	48 70
												232	A	Gardner-Webb	55 68
												232	H	Gardner-Webb	59 66
												251	A	Presbyterian	45 78
												251	H	Presbyterian	58 64
												261	H	Campbell	48 72
												299	H	Wofford	68 73
												313	A	Charleston So.	45 81
												314	A	Tennessee Tech	41 70
												318	H	South Carolina St.	37 65
												319	A	Marshall	40 70
												346	H	Longwood	69 60

LAST 12 Division I GAMES:															
				89	H	Liberty	53 73	346	H	Longwood	69 60				
				156	H	Radford	30 70	232	H	Gardner-Webb	59 66				
				191	A	High Point	40 77	251	A	Presbyterian	45 78				
				232	A	Gardner-Webb	55 68	216	H	UNC Asheville	48 70				
				251	H	Presbyterian	58 64	313	A	Charleston So.	45 81				
				216	A	UNC Asheville	51 63	191	H	High Point	58 79				

Non-Div I Games: N. C. Wesleyan 94 50

Winthrop

Average RPI	Win:	215	WON-LOST	WINNING	LAST 10	STRENGTH OF	OPP. STRENGTH	TEAM	ADJ.	CONF.	ADJ CONF.
Average RPI	Loss:	55	RECORD	PCT. RANK	GAMES	SCHEDULE	OF SCHEDULE	RPI	RPI	RPI	RPI
DIV. I ONLY		9- 20	268	2- 8	61	36	186	186	3	3	
DIV. I NON-CONF.		7- 6	165	0- 0	179	60	158	158	4	4	

TOTALS	RPI 1-25		RPI 26-50		W-L RECORDS	RPI 51-100		RPI 101-999		RPI 201+	
9- 20	0- 5		0- 7		OVERALL	0- 6		9- 2		4- 0	
6- 9	0- 4		0- 3		HOME	0- 2		6- 0		3- 0	
2- 10	0- 1		0- 3		AWAY	0- 4		2- 2		1- 0	
1- 1	0- 0		0- 1		NEUTRAL	0- 0		1- 0		0- 0	
7- 6	0- 1		0- 2		NON-CONFERENCE	0- 2		7- 1		3- 0	
5- 2	0- 1		0- 0		HOME	0- 1		5- 0		3- 0	
1- 3	0- 0		0- 1		AWAY	0- 1		1- 1		0- 0	
1- 1	0- 0		0- 1		NEUTRAL	0- 0		1- 0		0- 0	
2- 14	0- 4		0- 5		CONFERENCE	0- 4		2- 1		1- 0	
1- 7	0- 3		0- 3		HOME	0- 1		1- 0		0- 0	
1- 7	0- 1		0- 2		AWAY	0- 3		1- 1		1- 0	
0- 0	0- 0		0- 0		NEUTRAL	0- 0		0- 0		0- 0	

RPI	S	Opponent	Score	RPI	S	Opponent	Score	RPI	S	Opponent	Score	RPI	S	Opponent	Score	Team's RPI: 186
7	H	Ohio St.	55 68	30	A	Marquette	65 88	52	A	Indiana	55 69	106	A	Butler	62 69	
16	H	Green Bay	34 67	31	N	Syracuse	74 77	66	A	Nebraska	48 51	135	N	Vanderbilt	73 71	
18	A	Iowa	61 88	33	H	Rutgers	50 63	67	A	Michigan St.	61 69	138	H	Charlotte	80 66	
18	H	Iowa	46 56	43	A	Minnesota	65 90	84	H	Penn St.	62 69	173	A	Pittsburgh	58 57	
22	H	Maryland	44 71	43	H	Minnesota	61 71	88	A	George Washington	46 61	183	A	Northwestern	60 69	
				45	A	Purdue	35 57	96	H	Wisconsin	64 67	183	H	Northwestern	58 46	
				47	H	Michigan	57 80					187	H	Southern U.	77 74	

LAST 12 Division I GAMES:																
67	A	Michigan St.	61 69	223	A	Illinois	70 61									
18	A	Iowa	61 88	52	A	Indiana	55 69									
33	H	Rutgers	50 63	183	H	Northwestern	58 46									
66	A	Nebraska	48 51	43	A	Minnesota	65 90									
7	H	Ohio St.	55 68	84	H	Penn St.	62 69									
43	H	Minnesota	61 71	183	A	Northwestern	60 69									

Non-Div I Games:

Wisconsin

Average RPI Win:	253	WON-LOST	WINNING	LAST 10	STRENGTH OF	OPP. STRENGTH	TEAM	ADJ.	CONF.	ADJ CONF.
Average RPI Loss:	173	RECORD	PCT. RANK	GAMES	SCHEDULE	OF SCHEDULE	RPI	RPI	RPI	RPI
DIV. I ONLY	7- 18	283	1- 8	260	196	299	299	17	17	
DIV. I NON-CONF.	4- 8	239	0- 0	311	292	308	308	17	17	

TOTALS	RPI 1-25	RPI 26-50	W-L RECORDS	RPI 51-100	RPI 101-999	RPI 201+				
7- 18	0- 1	0- 1	OVERALL	0- 2	7- 14	5- 9				
5- 8	0- 0	0- 0	HOME	0- 1	5- 7	3- 5				
2- 10	0- 1	0- 1	AWAY	0- 1	2- 7	2- 4				
0- 0	0- 0	0- 0	NEUTRAL	0- 0	0- 0	0- 0				
4- 8	0- 1	0- 1	NON-CONFERENCE	0- 0	4- 6	4- 6				
3- 3	0- 0	0- 0	HOME	0- 0	3- 3	3- 3				
1- 5	0- 1	0- 1	AWAY	0- 0	1- 3	1- 3				
0- 0	0- 0	0- 0	NEUTRAL	0- 0	0- 0	0- 0				
3- 10	0- 0	0- 0	CONFERENCE	0- 2	3- 8	1- 3				
2- 5	0- 0	0- 0	HOME	0- 1	2- 4	0- 2				
1- 5	0- 0	0- 0	AWAY	0- 1	1- 4	1- 1				
0- 0	0- 0	0- 0	NEUTRAL	0- 0	0- 0	0- 0				

RPI 1-25				RPI 26-50				RPI 51-100				RPI 101+ Team's RPI: 299			
RPI	S	Opponent	Score	RPI	S	Opponent	Score	RPI	S	Opponent	Score	RPI	S	Opponent	Score
17	A	South Carolina	60 94	27	A	Georgia	56 95	62	A	Mercer	39 80	115	A	Chattanooga	46 76
								62	H	Mercer	46 71	115	H	Chattanooga	47 54
												128	A	ETSU	53 82
												128	H	ETSU	58 61
												146	A	Samford	77 81
												146	H	Samford	58 46
												175	H	Furman	79 48
												216	H	UNC Asheville	70 68
												222	A	UNCG	51 66
												222	H	UNCG	75 81
												232	A	Gardner-Webb	55 73
												241	H	Omaha	60 64
												252	H	North Florida	69 57
												253	A	Col. of Charleston	51 59
												256	A	Coastal Caro.	51 67
												259	H	UNCW	60 65
												309	A	Western Caro.	54 48
												309	H	Western Caro.	62 68
												313	H	Charleston So.	45 68
												331	H	N.C. Central	77 56
												340	A	Winthrop	73 68

LAST 12 Division I GAMES:															
115	A	Chattanooga	46 76	175	H	Furman	79 48								
128	A	ETSU	53 82	128	H	ETSU	58 61								
222	H	UNCG	75 81	115	H	Chattanooga	47 54								
309	H	Western Caro.	62 68	309	A	Western Caro.	54 48								
62	A	Mercer	39 80	222	A	UNCG	51 66								
146	A	Samford	77 81	146	H	Samford	58 46								

Non-Div I Games: Brevard 85 46 Southern Wesleyan 104 57 Bob Jones 96 54

Wofford

Loss, Non-Conf, S Site, H Home A Away N Neutral

Average RPI Win:	232	WON-LOST	WINNING	LAST 10	STRENGTH OF	OPP. STRENGTH	TEAM	ADJ.	CONF.	ADJ CONF.
Average RPI Loss:	74	RECORD	PCT. RANK	GAMES	SCHEDULE	OF SCHEDULE	RPI	RPI	RPI	RPI
DIV. I ONLY	17- 9	85	5- 5	174	158	110	110	11	11	
DIV. I NON-CONF.	7- 3	74	0- 0	252	196	104	104	15	15	
<hr/>										
TOTALS	RPI 1-25	RPI 26-50	W-L RECORDS	RPI 51-100	RPI 101-999	RPI 201+				
17- 9	0- 3	0- 1	OVERALL	2- 2	15- 3	11- 1				
9- 3	0- 1	0- 0	HOME	1- 1	8- 1	7- 0				
6- 5	0- 2	0- 1	AWAY	1- 1	5- 1	3- 0				
2- 1	0- 0	0- 0	NEUTRAL	0- 0	2- 1	1- 1				
7- 3	0- 1	0- 1	NON-CONFERENCE	1- 0	6- 1	4- 1				
3- 0	0- 0	0- 0	HOME	0- 0	3- 0	3- 0				
2- 2	0- 1	0- 1	AWAY	1- 0	1- 0	0- 0				
2- 1	0- 0	0- 0	NEUTRAL	0- 0	2- 1	1- 1				
10- 6	0- 2	0- 0	CONFERENCE	1- 2	9- 2	7- 0				
6- 3	0- 1	0- 0	HOME	1- 1	5- 1	4- 0				
4- 3	0- 1	0- 0	AWAY	0- 1	4- 1	3- 0				
0- 0	0- 0	0- 0	NEUTRAL	0- 0	0- 0	0- 0				

RPI 1-25				RPI 26-50				RPI 51-100				RPI 101+				Team's RPI: 110
RPI	S	Opponent	Score	RPI	S	Opponent	Score	RPI	S	Opponent	Score	RPI	S	Opponent	Score	
12	A	Missouri	80 82	27	A	Georgia	71 87	68	A	Belmont	91 81	105	A	Cleveland St.	70 71	
16	A	Green Bay	68 75					77	H	IUPUI	61 64	105	H	Cleveland St.	63 70	
16	H	Green Bay	51 58					96	A	Milwaukee	53 59	160	A	Kent St.	72 60	
								96	H	Milwaukee	56 51	170	A	Youngstown St.	69 59	
												170	H	Youngstown St.	73 50	
												178	N	Stetson	64 59	
												208	N	Providence	69 74	
												211	N	Richmond	85 69	
												217	A	Oakland	77 57	
												217	H	Oakland	80 75	
												243	A	Northern Ky.	68 63	
												243	H	Northern Ky.	73 60	
												314	H	Tennessee Tech	82 59	
												323	A	Detroit Mercy	88 60	
												323	H	Detroit Mercy	85 55	
												326	H	Ill. -Chicago	60 50	
												345	H	Chicago St.	84 39	
												347	H	Eastern Ill.	81 46	
<hr/>																
LAST 12 Division I GAMES:																
105	H	Cleveland St.	63 70	170	A	Youngstown St.	69 59									
243	H	Northern Ky.	73 60	105	A	Cleveland St.	70 71									
217	H	Oakland	80 75	77	H	IUPUI	61 64									
323	H	Detroit Mercy	85 55	326	H	Ill. -Chicago	60 50									
16	A	Green Bay	68 75	170	H	Youngstown St.	73 50									
96	A	Milwaukee	53 59	243	A	Northern Ky.	68 63									

Non-Div I Games: Northwestern Ohio 106 52 Cincinnati Christian 99 36

Wright St.

Average RPI Win:	182	WON-LOST	WINNING	LAST 10	STRENGTH OF	OPP. STRENGTH	TEAM	ADJ.	CONF.	ADJ CONF.
Average RPI Loss:	142	RECORD	PCT. RANK	GAMES	SCHEDULE	OF SCHEDULE	RPI	RPI	RPI	RPI
DIV. I ONLY	17- 7	65	8- 2	99	181	65	65	16	16	
DIV. I NON-CONF.	5- 4	146	0- 0	24	269	64	64	14	14	

TOTALS	RPI 1-25	RPI 26-50	W-L RECORDS	RPI 51-100	RPI 101-999	RPI 201+				
17- 7	0- 1	0- 0	OVERALL	4- 1	13- 5	8- 2				
9- 1	0- 0	0- 0	HOME	3- 0	6- 1	5- 0				
8- 4	0- 1	0- 0	AWAY	1- 0	7- 3	3- 2				
0- 2	0- 0	0- 0	NEUTRAL	0- 1	0- 1	0- 0				
5- 4	0- 1	0- 0	NON-CONFERENCE	1- 1	4- 2	1- 1				
3- 0	0- 0	0- 0	HOME	1- 0	2- 0	1- 0				
2- 2	0- 1	0- 0	AWAY	0- 0	2- 1	0- 1				
0- 2	0- 0	0- 0	NEUTRAL	0- 1	0- 1	0- 0				
12- 3	0- 0	0- 0	CONFERENCE	3- 0	9- 3	7- 1				
6- 1	0- 0	0- 0	HOME	2- 0	4- 1	4- 0				
6- 2	0- 0	0- 0	AWAY	1- 0	5- 2	3- 1				
0- 0	0- 0	0- 0	NEUTRAL	0- 0	0- 0	0- 0				

RPI 1-25				RPI 26-50				RPI 51-100 Team's RPI: 65				RPI 101+			
RPI	S	Opponent	Score	RPI	S	Opponent	Score	RPI	S	Opponent	Score	RPI	S	Opponent	Score
13	A	Duke	40 63					77	N	IUPUI	59 65	123	A	Colorado St.	53 49
								78	H	Drake	75 61	123	H	Colorado St.	53 64
								86	H	UNLV	69 56	130	A	Idaho	70 64
								93	A	New Mexico	63 62	134	A	Fresno St.	47 60
								93	H	New Mexico	66 55	143	H	Idaho St.	61 53
												151	A	Boise St.	66 51
												152	N	UNI	40 55
												172	A	Denver	61 51
												218	A	Nevada	65 62
												218	H	Nevada	66 60
												234	A	Montana St.	46 50
												244	A	San Jose St.	66 64
												244	H	San Jose St.	58 46
												245	H	Montana	67 62
												264	A	San Diego St.	62 68
												264	H	San Diego St.	70 50
												298	A	Utah St.	64 46
												298	H	Utah St.	61 44

LAST 12 Division I GAMES:															
93	A	New Mexico	63 62	123	H	Colorado St.	53 64								
244	A	San Jose St.	66 64	244	H	San Jose St.	58 46								
264	H	San Diego St.	70 50	218	A	Nevada	65 62								
86	H	UNLV	69 56	298	H	Utah St.	61 44								
298	A	Utah St.	64 46	123	A	Colorado St.	53 49								
134	A	Fresno St.	47 60	93	H	New Mexico	66 55								

Non-Div I Games: Colo. Christian 62 33 Adams St. 73 47

Wyoming

Average RPI Win:	220	WON-LOST	WINNING	LAST 10	STRENGTH OF	OPP. STRENGTH	TEAM	ADJ.	CONF.	ADJ CONF.
Average RPI Loss:	72	RECORD	PCT. RANK	GAMES	SCHEDULE	OF SCHEDULE	RPI	RPI	RPI	RPI
DIV. I ONLY	9- 19	267	1- 9	93	81	219	219	6	6	
DIV. I NON-CONF.	7- 4	102	0- 0	204	266	153	153	6	6	

TOTALS	RPI 1-25	RPI 26-50	W-L RECORDS	RPI 51-100	RPI 101-999	RPI 201+				
9- 19	0- 3	0- 7	OVERALL	0- 3	9- 6	5- 2				
7- 8	0- 1	0- 3	HOME	0- 2	7- 2	5- 0				
1- 10	0- 1	0- 4	AWAY	0- 1	1- 4	0- 2				
1- 1	0- 1	0- 0	NEUTRAL	0- 0	1- 0	0- 0				
7- 4	0- 1	0- 1	NON-CONFERENCE	0- 1	7- 1	4- 1				
6- 1	0- 0	0- 0	HOME	0- 1	6- 0	4- 0				
0- 2	0- 0	0- 1	AWAY	0- 0	0- 1	0- 1				
1- 1	0- 1	0- 0	NEUTRAL	0- 0	1- 0	0- 0				
2- 15	0- 2	0- 6	CONFERENCE	0- 2	2- 5	1- 1				
1- 7	0- 1	0- 3	HOME	0- 1	1- 2	1- 0				
1- 8	0- 1	0- 3	AWAY	0- 1	1- 3	0- 1				
0- 0	0- 0	0- 0	NEUTRAL	0- 0	0- 0	0- 0				

RPI 1-25				RPI 26-50				RPI 51-100				RPI 101+				Team's RPI: 219
RPI	S	Opponent	Score	RPI	S	Opponent	Score	RPI	S	Opponent	Score	RPI	S	Opponent	Score	
12	N	Missouri	48 74	28	A	DePaul	48 79	54	A	St. John's (NY)	36 70	103	A	Seton Hall	53 58	
23	A	Villanova	57 75	28	H	DePaul	72 73	54	H	St. John's (NY)	63 67	103	H	Seton Hall	51 62	
23	H	Villanova	50 89	30	A	Marquette	67 88	100	H	Wake Forest	57 62	106	A	Butler	69 62	
				30	H	Marquette	63 80					121	A	Georgetown	60 65	
				42	A	Creighton	54 65					121	H	Georgetown	48 65	
				42	H	Creighton	64 71					125	H	Cincinnati	53 50	
				43	A	Minnesota	62 74					175	N	Furman	75 62	
												182	H	New Hampshire	71 66	
												208	A	Providence	48 69	
												208	H	Providence	68 59	
												209	A	Bowling Green	53 63	
												228	H	Grambling	72 67	
												288	H	Mt. St. Mary's	66 45	
												330	H	Fort Wayne	62 50	
												342	H	Florida A&M	70 52	

LAST 12 Division I GAMES:																
208	A	Providence	48 69	121	H	Georgetown	48 65									
42	A	Creighton	54 65	23	H	Villanova	50 89									
28	H	DePaul	72 73	42	H	Creighton	64 71									
30	H	Marquette	63 80	208	H	Providence	68 59									
54	A	St. John's (NY)	36 70	30	A	Marquette	67 88									
103	A	Seton Hall	53 58	28	A	DePaul	48 79									

Non-Div I Games:

Xavier

Average RPI Win:	188	WON-LOST	WINNING	LAST 10	STRENGTH OF	OPP. STRENGTH	TEAM	ADJ.	CONF.	ADJ CONF.
Average RPI Loss:	118	RECORD	PCT. RANK	GAMES	SCHEDULE	OF SCHEDULE	RPI	RPI	RPI	RPI
DIV. I ONLY	13- 10	136	6- 4	114	143	118	118	9	9	
DIV. I NON-CONF.	7- 6	165	0- 2	214	233	168	168	9	9	

TOTALS	RPI 1-25	RPI 26-50	W-L RECORDS	RPI 51-100	RPI 101-999	RPI 201+				
13- 10	0- 0	1- 0	OVERALL	3- 5	9- 5	6- 1				
5- 5	0- 0	1- 0	HOME	1- 3	3- 2	2- 1				
8- 3	0- 0	0- 0	AWAY	2- 1	6- 2	4- 0				
0- 2	0- 0	0- 0	NEUTRAL	0- 1	0- 1	0- 0				
7- 6	0- 0	0- 0	NON-CONFERENCE	1- 2	6- 4	4- 1				
2- 3	0- 0	0- 0	HOME	0- 1	2- 2	2- 1				
5- 1	0- 0	0- 0	AWAY	1- 0	4- 1	2- 0				
0- 2	0- 0	0- 0	NEUTRAL	0- 1	0- 1	0- 0				
6- 4	0- 0	1- 0	CONFERENCE	2- 3	3- 1	2- 0				
3- 2	0- 0	1- 0	HOME	1- 2	1- 0	0- 0				
3- 2	0- 0	0- 0	AWAY	1- 1	2- 1	2- 0				
0- 0	0- 0	0- 0	NEUTRAL	0- 0	0- 0	0- 0				

RPI	S	Opponent	Score	RPI	S	Opponent	Score	RPI	S	Opponent	Score	RPI	S	Opponent	Score
				35	H	Princeton	73 59	52	H	Indiana	68 72	145	A	Kansas	75 81
								64	N	UC Davis	61 71	149	A	Binghamton	73 69
								71	A	TCU	82 72	150	A	Brown	71 81
								73	A	Harvard	73 97	150	H	Brown	77 63
								73	H	Harvard	69 63	157	N	Hartford	70 78
								74	H	Penn	54 69	164	H	Army West Point	65 82
								90	A	Dartmouth	57 39	188	A	Stony Brook	77 71
								90	H	Dartmouth	62 64	208	H	Providence	51 55
												213	A	Columbia	73 50
												265	A	Cornell	65 55
												275	H	Colgate	82 56
												286	H	LIU Brooklyn	62 51
												295	A	Central Conn. St.	75 62
												348	A	Saint Peter's	70 49
LAST 12 Division I GAMES:															
				73	H	Harvard	69 63	90	A	Dartmouth	57 39				
				90	H	Dartmouth	62 64	73	A	Harvard	73 97				
				265	A	Cornell	65 55	150	A	Brown	71 81				
				213	A	Columbia	73 50	150	H	Brown	77 63				
				74	H	Penn	54 69	157	N	Hartford	70 78				
				35	H	Princeton	73 59	64	N	UC Davis	61 71				

Non-Div I Games:

Yale

Average RPI Win:	241	WON-LOST	WINNING	LAST 10	STRENGTH OF	OPP. STRENGTH	TEAM	ADJ.	CONF.	ADJ CONF.
Average RPI Loss:	115	RECORD	PCT. RANK	GAMES	SCHEDULE	OF SCHEDULE	RPI	RPI	RPI	RPI
DIV. I ONLY	12- 14	198	8- 2	150	176	170	170	11	11	
DIV. I NON-CONF.	2- 7	286	0- 0	212	213	273	273	15	15	

TOTALS	RPI 1-25	RPI 26-50	W-L RECORDS	RPI 51-100	RPI 101-999	RPI 201+				
12- 14	0- 2	0- 0	OVERALL	2- 3	10- 9	9- 2				
5- 6	0- 1	0- 0	HOME	1- 1	4- 4	4- 1				
7- 8	0- 1	0- 0	AWAY	1- 2	6- 5	5- 1				
0- 0	0- 0	0- 0	NEUTRAL	0- 0	0- 0	0- 0				
2- 7	0- 0	0- 0	NON-CONFERENCE	0- 1	2- 6	2- 1				
1- 2	0- 0	0- 0	HOME	0- 0	1- 2	1- 0				
1- 5	0- 0	0- 0	AWAY	0- 1	1- 4	1- 1				
0- 0	0- 0	0- 0	NEUTRAL	0- 0	0- 0	0- 0				
10- 7	0- 2	0- 0	CONFERENCE	2- 2	8- 3	7- 1				
4- 4	0- 1	0- 0	HOME	1- 1	3- 2	3- 1				
6- 3	0- 1	0- 0	AWAY	1- 1	5- 1	4- 0				
0- 0	0- 0	0- 0	NEUTRAL	0- 0	0- 0	0- 0				

RPI 1-25				RPI 26-50				RPI 51-100				RPI 101+ Team's RPI: 170			
RPI	S	Opponent	Score	RPI	S	Opponent	Score	RPI	S	Opponent	Score	RPI	S	Opponent	Score
16	A	Green Bay	56 65					58	A	American	72 78	102	H	Bucknell	60 66
16	H	Green Bay	42 67					77	A	IUPUI	70 67	105	A	Cleveland St.	66 52
								77	H	IUPUI	43 65	110	A	Wright St.	50 73
								96	A	Milwaukee	61 62	110	H	Wright St.	59 69
								96	H	Milwaukee	86 85	122	A	Saint Francis (PA)	65 79
												133	A	Robert Morris	52 84
												160	H	Kent St.	44 55
												173	A	Pittsburgh	58 66
												214	A	Akron	58 75
												217	A	Oakland	86 76
												217	H	Oakland	48 58
												243	A	Northern Ky.	60 59
												243	H	Northern Ky.	54 51
												303	A	Loyola Chicago	73 49
												312	H	Northern Ari z.	69 67
												323	A	Detroit Mercy	72 52
												323	H	Detroit Mercy	76 59
												326	A	Ill. -Chicago	71 52
												326	H	Ill. -Chicago	76 63

LAST 12 Division I GAMES:															
243	A	Northern Ky.	60 59	217	A	Oakland	86 76								
16	H	Green Bay	42 67	110	H	Wright St.	59 69								
96	H	Milwaukee	86 85	243	H	Northern Ky.	54 51								
326	A	Ill. -Chicago	71 52	105	A	Cleveland St.	66 52								
77	A	IUPUI	70 67	110	A	Wright St.	50 73								
323	A	Detroit Mercy	72 52	96	A	Milwaukee	61 62								

Non-Div I Games: Ohio Valley 86 59 Penn St.-Beaver 97 40

Youngstown St.

Loss,
Non-Conf,
S Site,
H Home
A Away
N Neutral