

Average RPI Win:	302	WON-LOST	WINNING	LAST 10	STRENGTH OF	OPP. STRENGTH	TEAM	ADJ.	CONF.	ADJ CONF.
Average RPI Loss:	183	RECORD	PCT. RANK	GAMES	SCHEDULE	OF SCHEDULE	RPI	RPI	RPI	RPI
DIV. I ONLY	6- 16	294	4- 6	210	337	303	303	27	27	
DIV. I NON-CONF.	1- 7	313	0- 0	55	348	293	293	27	27	
TOTALS	RPI 1-25	RPI 26-50	W-L RECORDS	RPI 51-100	RPI 101-150	RPI 150+				
6- 16	0- 1	0- 0	OVERALL	0- 2	0- 4	6- 9				
4- 5	0- 0	0- 0	HOME	0- 2	0- 2	4- 1				
2- 10	0- 1	0- 0	AWAY	0- 0	0- 2	2- 7				
0- 1	0- 0	0- 0	NEUTRAL	0- 0	0- 0	0- 1				
1- 7	0- 1	0- 0	NON-CONFERENCE	0- 1	0- 0	1- 5				
1- 2	0- 0	0- 0	HOME	0- 1	0- 0	1- 1				
0- 4	0- 1	0- 0	AWAY	0- 0	0- 0	0- 3				
0- 1	0- 0	0- 0	NEUTRAL	0- 0	0- 0	0- 1				
5- 9	0- 0	0- 0	CONFERENCE	0- 1	0- 4	5- 4				
3- 3	0- 0	0- 0	HOME	0- 1	0- 2	3- 0				
2- 6	0- 0	0- 0	AWAY	0- 0	0- 2	2- 4				
0- 0	0- 0	0- 0	NEUTRAL	0- 0	0- 0	0- 0				

RPI 1-25				RPI 26-50				RPI 51-100				RPI 101+ Team's RPI: 303			
RPI	S	Opponent	Score	RPI	S	Opponent	Score	RPI	S	Opponent	Score	RPI	S	Opponent	Score
20	A	Texas A&M	55 84					84	H	Toledo	60 76	106	A	SFA	56 64
								99	H	Abilene Christian	59 72	113	H	Central Ark.	41 49
												131	A	Lamar University	49 65
												131	H	Lamar University	63 74
												168	A	Rice	36 70
												171	A	Texas St.	50 57
												202	A	New Orleans	54 75
												217	H	Texas Southern	64 61
												234	N	UC Santa Barbara	60 66
												251	A	UTRGV	46 55
												251	H	UTRGV	65 68
												295	A	Nicholls St.	54 74
												295	H	Nicholls St.	65 60
												299	H	Northwestern St.	60 51
												327	A	Southeastern La.	69 53
												327	H	Southeastern La.	77 61
												332	A	Incarinate Word	56 63
												343	A	Houston Baptist	51 56
												344	A	Sam Houston St.	63 37
LAST 12 Division I GAMES:															
131	H	Lamar University	63 74	131	A	Lamar University	49 65								
332	A	Incarinate Word	56 63	344	A	Sam Houston St.	63 37								
327	A	Southeastern La.	69 53	113	H	Central Ark.	41 49								
343	A	Houston Baptist	51 56	327	H	Southeastern La.	77 61								
99	H	Abilene Christian	59 72	299	H	Northwestern St.	60 51								
295	H	Nicholls St.	65 60	106	A	SFA	56 64								

Non-Div I Games: Schreiner 73 44 Okla. Panhandle 66 40 Montana Tech 83 50

A&M-Corpus Christi

Loss, Non-Conf, S Site, H Home A Away N Neutral

Average RPI Win: <b>244</b>	WON-LOST	WINNING	LAST 10	STRENGTH OF	OPP. STRENGTH	TEAM	ADJ.	CONF.	ADJ CONF.
Average RPI Loss: <b>122</b>	RECORD	PCT. RANK	GAMES	SCHEDULE	OF SCHEDULE	RPI	RPI	RPI	RPI
DIV. I ONLY	15- 8	98	9- 1	131	286	99	99	27	27
DIV. I NON-CONF.	3- 6	230	0- 0	101	120	194	194	27	27
TOTALS	RPI 1-25	RPI 26-50	W-L RECORDS	RPI 51-100	RPI 101-150	RPI 150+			
15- 8	0- 3	0- 0	OVERALL	0- 0	4- 2	11- 3			
8- 2	0- 0	0- 0	HOME	0- 0	3- 1	5- 1			
6- 6	0- 3	0- 0	AWAY	0- 0	1- 1	5- 2			
1- 0	0- 0	0- 0	NEUTRAL	0- 0	0- 0	1- 0			
3- 6	0- 3	0- 0	NON-CONFERENCE	0- 0	1- 0	2- 3			
2- 1	0- 0	0- 0	HOME	0- 0	1- 0	1- 1			
0- 5	0- 3	0- 0	AWAY	0- 0	0- 0	0- 2			
1- 0	0- 0	0- 0	NEUTRAL	0- 0	0- 0	1- 0			
12- 2	0- 0	0- 0	CONFERENCE	0- 0	3- 2	9- 0			
6- 1	0- 0	0- 0	HOME	0- 0	2- 1	4- 0			
6- 1	0- 0	0- 0	AWAY	0- 0	1- 1	5- 0			
0- 0	0- 0	0- 0	NEUTRAL	0- 0	0- 0	0- 0			

RPI 1-25				RPI 26-50				RPI 51-100 Team's RPI: 99				RPI 101+			
RPI	S	Opponent	Score	RPI	S	Opponent	Score	RPI	S	Opponent	Score	RPI	S	Opponent	Score
5	A	Baylor	34 <b>79</b>									106	A	SFA	80 73
20	A	Texas A&M	45 <b>71</b>									106	H	SFA	61 <b>70</b>
23	A	Missouri	46 <b>52</b>									113	A	Central Ark.	70 <b>80</b>
												113	H	Central Ark.	83 76
												131	H	Lamar University	77 59
												149	H	Omaha	73 66
												188	A	UTSA	68 <b>71</b>
												199	A	Wichita St.	62 <b>81</b>
												202	H	New Orleans	68 55
												246	N	Murray St.	81 57
												251	H	UTRGV	70 54
												270	H	McNeese	77 65
												295	A	Nicholls St.	89 73
												299	A	Northwestern St.	75 74
												299	H	Northwestern St.	79 57
												303	A	A&M-Corpus Christi	72 59
												319	H	UMKC	68 <b>71</b>
												327	A	Southeastern La.	82 57
												332	A	Incarnate Word	75 66
												344	H	Sam Houston St.	78 56
LAST 12 Division I GAMES:															
299	A	Northwestern St.	75 74	270	H	McNeese	77 65								
106	A	SFA	80 73	332	A	Incarnate Word	75 66								
299	H	Northwestern St.	79 57	295	A	Nicholls St.	89 73								
113	A	Central Ark.	70 <b>80</b>	131	H	Lamar University	77 59								
344	H	Sam Houston St.	78 56	106	H	SFA	61 <b>70</b>								
303	A	A&M-Corpus Christi	72 59	113	H	Central Ark.	83 76								

Non-Div I Games: Harding 74 62 Sul Ross St. 106 58 Howard Payne 87 52

Abilene Christian

Loss, Non-Conf, S Site, H Home A Away N Neutral

Average RPI Win:	312	WON-LOST	WINNING	LAST 10	STRENGTH OF	OPP. STRENGTH	TEAM	ADJ.	CONF.	ADJ CONF.
Average RPI Loss:	165	RECORD	PCT. RANK	GAMES	SCHEDULE	OF SCHEDULE	RPI	RPI	RPI	RPI
DIV. I ONLY	3- 21	333	1- 9	201	229	323	323	13	13	
DIV. I NON-CONF.	2- 8	288	0- 0	249	325	318	318	15	15	
TOTALS	RPI 1-25	RPI 26-50	W-L RECORDS	RPI 51-100	RPI 101-150	RPI 150+				
3- 21	0- 0	0- 0	OVERALL	0- 5	0- 5	3- 11				
1- 11	0- 0	0- 0	HOME	0- 4	0- 3	1- 4				
2- 10	0- 0	0- 0	AWAY	0- 1	0- 2	2- 7				
0- 0	0- 0	0- 0	NEUTRAL	0- 0	0- 0	0- 0				
2- 8	0- 0	0- 0	NON-CONFERENCE	0- 2	0- 2	2- 4				
1- 4	0- 0	0- 0	HOME	0- 1	0- 2	1- 1				
1- 4	0- 0	0- 0	AWAY	0- 1	0- 0	1- 3				
0- 0	0- 0	0- 0	NEUTRAL	0- 0	0- 0	0- 0				
1- 13	0- 0	0- 0	CONFERENCE	0- 3	0- 3	1- 7				
0- 7	0- 0	0- 0	HOME	0- 3	0- 1	0- 3				
1- 6	0- 0	0- 0	AWAY	0- 0	0- 2	1- 4				
0- 0	0- 0	0- 0	NEUTRAL	0- 0	0- 0	0- 0				

RPI 1-25				RPI 26-50				RPI 51-100				RPI 101+ Team's RPI: 323					
RPI	S	Opponent	Score	RPI	S	Opponent	Score	RPI	S	Opponent	Score	RPI	S	Opponent	Score		
								52	H	Colorado St.	35	72	112	A	Wyoming	41	73
								69	H	Boise St.	59	69	112	H	Wyoming	54	66
								80	A	Colorado	68	95	118	H	Navy	46	64
								88	H	UNLV	56	60	127	H	Northern Colo.	44	71
								91	H	Vanderbilt	49	75	139	A	New Mexico	64	81
													156	A	Army West Point	47	75
													174	A	Fresno St.	40	63
													174	H	Fresno St.	56	72
													190	A	Utah St.	62	65
													195	A	San Jose St.	74	86
													195	H	San Jose St.	67	83
													219	H	Weber St.	61	76
													264	A	San Diego St.	62	59
													287	A	Eastern Mich.	44	65
													290	A	Nevada	58	65
													290	H	Nevada	51	56
													311	A	Denver	52	65
													331	H	Utah Valley	64	53
													341	A	Fairleigh Dickinson	56	48
LAST 12 Division I GAMES:																	
195	H	San Jose St.	67	83	264	A	San Diego St.	62	59								
290	A	Nevada	58	65	88	H	UNLV	56	60								
69	H	Boise St.	59	69	290	H	Nevada	51	56								
139	A	New Mexico	64	81	195	A	San Jose St.	74	86								
112	A	Wyoming	41	73	174	A	Fresno St.	40	63								
174	H	Fresno St.	56	72	52	H	Colorado St.	35	72								

Non-Div I Games:

Air Force

■ Loss, 
 ■ Non-Conf, 
 ■ S Site, 
 ■ H Home 
 ■ A Away 
 N Neutral

Average RPI Win: <b>260</b>	WON-LOST	WINNING	LAST 10	STRENGTH OF	OPP. STRENGTH	TEAM	ADJ.	CONF.	ADJ CONF.
Average RPI Loss: <b>126</b>	RECORD	PCT. RANK	GAMES	SCHEDULE	OF SCHEDULE	RPI	RPI	RPI	RPI
DIV. I ONLY	7- 16	277	2- 8	156	168	222	222	10	10
DIV. I NON-CONF.	5- 4	143	0- 0	241	239	165	165	11	11
<hr/>									
TOTALS	RPI 1-25	RPI 26-50	W-L RECORDS	RPI 51-100	RPI 101-150	RPI 150+			
7- 16	0- 0	0- 3	OVERALL	1- 5	0- 3	6- 5			
1- 8	0- 0	0- 1	HOME	0- 3	0- 2	1- 2			
6- 7	0- 0	0- 1	AWAY	1- 2	0- 1	5- 3			
0- 1	0- 0	0- 1	NEUTRAL	0- 0	0- 0	0- 0			
5- 4	0- 0	0- 1	NON-CONFERENCE	0- 2	0- 1	5- 0			
0- 2	0- 0	0- 0	HOME	0- 1	0- 1	0- 0			
5- 1	0- 0	0- 0	AWAY	0- 1	0- 0	5- 0			
0- 1	0- 0	0- 1	NEUTRAL	0- 0	0- 0	0- 0			
2- 12	0- 0	0- 2	CONFERENCE	1- 3	0- 2	1- 5			
1- 6	0- 0	0- 1	HOME	0- 2	0- 1	1- 2			
1- 6	0- 0	0- 1	AWAY	1- 1	0- 1	0- 3			
0- 0	0- 0	0- 0	NEUTRAL	0- 0	0- 0	0- 0			

RPI 1-25				RPI 26-50				RPI 51-100				RPI 101+ Team's RPI: 222			
RPI	S	Opponent	Score	RPI	S	Opponent	Score	RPI	S	Opponent	Score	RPI	S	Opponent	Score
				26	N	Elon	62 65	68	H	Bucknell	47 61	130	A	Ball St.	70 80
				40	A	Central Mich.	62 89	74	A	Penn St.	71 84	130	H	Ball St.	63 90
				49	H	Ohio	69 85	79	A	Buffalo	51 81	134	H	Duquesne	57 67
								82	A	Northern Ill.	84 55	176	A	Western Mich.	60 73
								84	H	Toledo	57 61	176	H	Western Mich.	57 73
								100	H	Kent St.	58 72	238	A	Miami (OH)	49 54
												247	A	Georgia St.	78 66
												258	A	Bowling Green	50 86
												258	H	Bowling Green	58 62
												260	A	Canisius	73 64
												287	H	Eastern Mich.	80 62
												297	A	Eastern Ky.	63 57
												310	A	Youngstown St.	76 74
												336	A	Winthrop	80 59
LAST 12 Division I GAMES:															
				79	A	Buffalo	51 81	287	H	Eastern Mich.	80 62				
				84	H	Toledo	57 61	176	H	Western Mich.	57 73				
				100	H	Kent St.	58 72	82	A	Northern Ill.	84 55				
				238	A	Miami (OH)	49 54	130	A	Ball St.	70 80				
				258	A	Bowling Green	50 86	49	H	Ohio	69 85				
				130	H	Ball St.	63 90	258	H	Bowling Green	58 62				

Non-Div I Games: Ohio Christian 69 52 Malone 63 52

Akron

Loss, Non-Conf, S Site, H Home A Away N Neutral

## Alabama

Through Games Of Feb. 21, 2017

Average RPI Win:	<b>198</b>	WON-LOST	WINNING	LAST 10	STRENGTH OF	OPP. STRENGTH	TEAM	ADJ.	CONF.	ADJ CONF.
Average RPI Loss:	<b>49</b>	RECORD	PCT. RANK	GAMES	SCHEDULE	OF SCHEDULE	RPI	RPI	RPI	RPI
DIV. I ONLY	<b>17- 10</b>	<b>102</b>	<b>3- 7</b>	<b>147</b>	<b>56</b>	<b>122</b>	<b>122</b>	<b>2</b>	<b>2</b>	
DIV. I NON-CONF.	<b>12- 1</b>	<b>7</b>	<b>0- 0</b>	<b>340</b>	<b>269</b>	<b>116</b>	<b>116</b>	<b>2</b>	<b>2</b>	
TOTALS	RPI 1-25	RPI 26-50	W-L RECORDS	RPI 51-100	RPI 101-150	RPI 150+				
17- 10	2- 4	1- 2	OVERALL	1- 3	2- 1	11- 0				
12- 5	1- 2	0- 1	HOME	1- 1	1- 1	9- 0				
3- 5	1- 2	1- 1	AWAY	0- 2	1- 0	0- 0				
2- 0	0- 0	0- 0	NEUTRAL	0- 0	0- 0	2- 0				
12- 1	0- 0	0- 0	NON-CONFERENCE	1- 1	0- 0	11- 0				
10- 0	0- 0	0- 0	HOME	1- 0	0- 0	9- 0				
0- 1	0- 0	0- 0	AWAY	0- 1	0- 0	0- 0				
2- 0	0- 0	0- 0	NEUTRAL	0- 0	0- 0	2- 0				
5- 9	2- 4	1- 2	CONFERENCE	0- 2	2- 1	0- 0				
2- 5	1- 2	0- 1	HOME	0- 1	1- 1	0- 0				
3- 4	1- 2	1- 1	AWAY	0- 1	1- 0	0- 0				
0- 0	0- 0	0- 0	NEUTRAL	0- 0	0- 0	0- 0				

RPI	S	Opponent	Score	RPI	S	Opponent	Score	RPI	S	Opponent	Score	RPI	S	Opponent	Score	Team's RPI: 122
3	H	Mississippi St.	54 <b>67</b>	29	A	LSU	41 <b>48</b>	53	H	Georgia Tech	67 65	116	A	Ole Miss	65 57	
4	A	South Carolina	45 <b>93</b>	42	A	Auburn	63 61	58	A	Georgetown	59 <b>70</b>	116	H	Ole Miss	90 80	
14	H	Kentucky	54 <b>71</b>	42	H	Auburn	55 <b>66</b>	81	H	Florida	56 <b>66</b>	143	H	Arkansas	50 <b>68</b>	
20	A	Texas A&M	48 <b>69</b>					91	A	Vanderbilt	80 <b>87</b>	166	H	Kansas	71 65	
22	H	Tennessee	65 57									202	H	New Orleans	78 57	
23	A	Missouri	59 58									228	H	Ga. Southern	66 48	
												247	H	Georgia St.	80 57	
												270	N	McNeese	84 63	
												291	H	Lipscomb	82 35	
												301	N	UTEP	78 60	
												305	H	Mississippi Val.	93 44	
												308	H	Alcorn	93 43	
												335	H	Florida A&M	81 46	
												349	H	Alabama A&M	97 29	
LAST 12 Division I GAMES:																
42	A	Auburn	63 61	91	A	Vanderbilt	80 <b>87</b>	116	A	Ole Miss	65 57	3	H	Mississippi St.	54 <b>67</b>	
22	H	Tennessee	65 57					143	H	Arkansas	50 <b>68</b>	14	H	Kentucky	54 <b>71</b>	
81	H	Florida	56 <b>66</b>					23	A	Missouri	59 58					
20	A	Texas A&M	48 <b>69</b>													
29	A	LSU	41 <b>48</b>													
42	H	Auburn	55 <b>66</b>													

Non-Div I Games:

Alabama

■ Loss, 
 ■ Non-Conf, S Site, 
 ■ Home 
 ■ Away 
 N Neutral

Average RPI Win:	0	WON-LOST	WINNING	LAST 10	STRENGTH OF	OPP. STRENGTH	TEAM	ADJ.	CONF.	ADJ CONF.
Average RPI Loss:	237	RECORD	PCT. RANK	GAMES	SCHEDULE	OF SCHEDULE	RPI	RPI	RPI	RPI
DIV. I ONLY	0- 21	348	0- 10	325	333	349	349	30	30	
DIV. I NON-CONF.	0- 7	335	0- 0	196	271	341	341	30	30	
TOTALS	RPI 1-25	RPI 26-50	W-L RECORDS	RPI 51-100	RPI 101-150	RPI 150+				
0- 21	0- 0	0- 0	OVERALL	0- 1	0- 2	0- 18				
0- 7	0- 0	0- 0	HOME	0- 0	0- 0	0- 7				
0- 14	0- 0	0- 0	AWAY	0- 0	0- 0	0- 6				
0- 0	0- 0	0- 0	NEUTRAL	0- 0	0- 0	0- 0				
0- 7	0- 0	0- 0	NON-CONFERENCE	0- 1	0- 2	0- 4				
0- 0	0- 0	0- 0	HOME	0- 0	0- 0	0- 0				
0- 7	0- 0	0- 0	AWAY	0- 1	0- 2	0- 4				
0- 0	0- 0	0- 0	NEUTRAL	0- 0	0- 0	0- 0				
0- 14	0- 0	0- 0	CONFERENCE	0- 0	0- 0	0- 14				
0- 7	0- 0	0- 0	HOME	0- 0	0- 0	0- 7				
0- 7	0- 0	0- 0	AWAY	0- 0	0- 0	0- 7				
0- 0	0- 0	0- 0	NEUTRAL	0- 0	0- 0	0- 0				

RPI 1-25			RPI 26-50			RPI 51-100				RPI 101+ Team's RPI: 349							
RPI	S	Opponent	Score	RPI	S	Opponent	Score	RPI	S	Opponent	Score	RPI	S	Opponent	Score		
								57	A	Western Ky.	32	96	107	A	North Carolina	35	80
													122	A	Alabama	29	97
													213	A	Alabama St.	35	62
													213	H	Alabama St.	37	52
													216	H	Grambling	53	68
													217	A	Texas Southern	51	60
													227	A	Southern U.	57	69
													227	H	Southern U.	54	66
													230	A	Samford	37	61
													246	A	Murray St.	49	81
													254	A	Ark.-Pine Bluff	57	61
													254	H	Ark.-Pine Bluff	55	65
													259	A	Evansville	54	63
													279	A	Southeast Mo. St.	47	75
													283	A	Prairie View	47	71
													305	A	Mississippi Val.	58	60
													305	H	Mississippi Val.	52	58
													308	A	Alcorn	42	71
													308	H	Alcorn	57	73
													346	H	Jackson St.	54	64
LAST 12 Division I GAMES:																	
				308	A	Alcorn	42	71					283	A	Prairie View	47	71
				227	A	Southern U.	57	69					308	H	Alcorn	57	73
				213	A	Alabama St.	35	62					227	H	Southern U.	54	66
				254	H	Ark.-Pine Bluff	55	65					213	H	Alabama St.	37	52
				305	H	Mississippi Val.	52	58					254	A	Ark.-Pine Bluff	57	61
				217	A	Texas Southern	51	60					305	A	Mississippi Val.	58	60

Non-Div I Games: Oakwood 68 65 Concordia (AL) 61 58

Alabama A&amp;M

Loss, Non-Conf, S Site, H Home A Away N Neutral

Average RPI Win:	303	WON-LOST	WINNING	LAST 10	STRENGTH OF	OPP. STRENGTH	TEAM	ADJ.	CONF.	ADJ CONF.
Average RPI Loss:	144	RECORD	PCT. RANK	GAMES	SCHEDULE	OF SCHEDULE	RPI	RPI	RPI	RPI
DIV. I ONLY	10- 13	214	7- 3	265	289	213	213	30	30	
DIV. I NON-CONF.	0- 9	335	0- 0	30	23	265	265	30	30	
TOTALS	RPI 1-25	RPI 26-50	W-L RECORDS	RPI 51-100	RPI 101-150	RPI 150+				
10- 13	0- 2	0- 1	OVERALL	0- 1	0- 3	10- 6				
5- 2	0- 0	0- 0	HOME	0- 0	0- 0	5- 2				
5- 11	0- 0	0- 0	AWAY	0- 0	0- 2	5- 2				
0- 0	0- 0	0- 0	NEUTRAL	0- 0	0- 0	0- 0				
0- 9	0- 2	0- 1	NON-CONFERENCE	0- 1	0- 3	0- 2				
0- 0	0- 0	0- 0	HOME	0- 0	0- 0	0- 0				
0- 9	0- 2	0- 1	AWAY	0- 1	0- 3	0- 2				
0- 0	0- 0	0- 0	NEUTRAL	0- 0	0- 0	0- 0				
10- 4	0- 0	0- 0	CONFERENCE	0- 0	0- 0	10- 4				
5- 2	0- 0	0- 0	HOME	0- 0	0- 0	5- 2				
5- 2	0- 0	0- 0	AWAY	0- 0	0- 0	5- 2				
0- 0	0- 0	0- 0	NEUTRAL	0- 0	0- 0	0- 0				

RPI 1-25				RPI 26-50				RPI 51-100				RPI 101+ Team's RPI: 213			
RPI	S	Opponent	Score	RPI	S	Opponent	Score	RPI	S	Opponent	Score	RPI	S	Opponent	Score
3	A	Mississippi St.	47 90	29	A	LSU	40 93	53	A	Georgia Tech	48 70	105	A	Troy	66 95
25	A	Ohio St.	61 118									107	A	North Carolina	54 84
												126	A	Southern Miss.	43 70
												216	H	Grambling	45 60
												217	A	Texas Southern	48 52
												227	A	Southern U.	53 59
												227	H	Southern U.	75 70
												230	A	Samford	49 63
												254	A	Ark.-Pine Bluff	74 62
												254	H	Ark.-Pine Bluff	51 52
												283	A	Prairie View	75 61
												286	A	Savannah St.	39 54
												305	A	Mississippi Val.	79 73
												305	H	Mississippi Val.	71 57
												308	A	Alcorn	62 56
												308	H	Alcorn	72 54
												346	H	Jackson St.	73 64
												349	A	Alabama A&M	52 37
												349	H	Alabama A&M	62 35
LAST 12 Division I GAMES:															
227	A	Southern U.	53 59	217	A	Texas Southern	48 52								
308	A	Alcorn	62 56	227	H	Southern U.	75 70								
349	H	Alabama A&M	62 35	308	H	Alcorn	72 54								
305	H	Mississippi Val.	71 57	349	A	Alabama A&M	52 37								
254	H	Ark.-Pine Bluff	51 52	305	A	Mississippi Val.	79 73								
283	A	Prairie View	75 61	254	A	Ark.-Pine Bluff	74 62								

Non-Div I Games: Mobile 84 45

Alabama St.

■ Loss, 
 ■ Non-Conf, 
 ■ S Site, 
 ■ Home 
 ■ Away 
 N Neutral

Average RPI Win:	226	WON-LOST	WINNING	LAST 10	STRENGTH OF	OPP. STRENGTH	TEAM	ADJ.	CONF.	ADJ CONF.
Average RPI Loss:	131	RECORD	PCT. RANK	GAMES	SCHEDULE	OF SCHEDULE	RPI	RPI	RPI	RPI
DIV. I ONLY	15- 11	132	8- 2	185	193	142	142	22	22	
DIV. I NON-CONF.	5- 7	205	0- 0	171	127	185	185	22	22	
TOTALS	RPI 1-25	RPI 26-50	W-L RECORDS	RPI 51-100	RPI 101-150	RPI 150+				
15- 11	0- 2	0- 0	OVERALL	1- 2	1- 3	13- 4				
11- 1	0- 0	0- 0	HOME	1- 0	1- 0	9- 1				
4- 9	0- 1	0- 0	AWAY	0- 2	0- 3	4- 3				
0- 1	0- 1	0- 0	NEUTRAL	0- 0	0- 0	0- 0				
5- 7	0- 2	0- 0	NON-CONFERENCE	0- 1	0- 2	5- 2				
4- 0	0- 0	0- 0	HOME	0- 0	0- 0	4- 0				
1- 6	0- 1	0- 0	AWAY	0- 1	0- 2	1- 2				
0- 1	0- 1	0- 0	NEUTRAL	0- 0	0- 0	0- 0				
10- 4	0- 0	0- 0	CONFERENCE	1- 1	1- 1	8- 2				
7- 1	0- 0	0- 0	HOME	1- 0	1- 0	5- 1				
3- 3	0- 0	0- 0	AWAY	0- 1	0- 1	3- 1				
0- 0	0- 0	0- 0	NEUTRAL	0- 0	0- 0	0- 0				

RPI 1-25				RPI 26-50				RPI 51-100				RPI 101+ Team's RPI: 142			
RPI	S	Opponent	Score	RPI	S	Opponent	Score	RPI	S	Opponent	Score	RPI	S	Opponent	Score
14	A	Kentucky	46 70					70	A	New Hampshire	58 71	119	A	Fordham	82 89
16	N	Miami (FL)	53 77					70	H	New Hampshire	64 55	140	A	Yale	53 64
								72	A	St. John's (NY)	36 54	141	A	Maine	71 84
												141	H	Maine	64 60
												156	H	Army West Point	65 59
												172	H	Hartford	82 71
												179	H	Siena	88 86
												183	H	Fairfield	59 45
												201	A	UMBC	60 63
												201	H	UMBC	56 64
												214	A	Binghamton	67 61
												214	H	Binghamton	80 63
												233	A	St. Bonaventure	59 67
												239	A	Dartmouth	61 69
												240	H	Boston U.	69 54
												255	A	Stony Brook	75 57
												255	H	Stony Brook	64 54
												282	H	Vermont	64 53
												338	A	Wagner	75 50
												345	A	UMass Lowell	79 60
												345	H	UMass Lowell	93 69
LAST 12 Division I GAMES:															
141	H	Maine	64 60	172	H	Hartford	82 71								
201	A	UMBC	60 63	282	H	Vermont	64 53								
214	H	Binghamton	80 63	141	A	Maine	71 84								
70	H	New Hampshire	64 55	214	A	Binghamton	67 61								
255	A	Stony Brook	75 57	201	H	UMBC	56 64								
345	A	UMass Lowell	79 60	70	A	New Hampshire	58 71								

Non-Div I Games: Post 85 61

Albany (NY)

■ Loss, 
 ■ Non-Conf, 
 ■ S Site, 
 ■ Home 
 ■ A Away 
 N Neutral



Average RPI Win:	307	WON-LOST	WINNING	LAST 10	STRENGTH OF	OPP. STRENGTH	TEAM	ADJ.	CONF.	ADJ CONF.
Average RPI Loss:	180	RECORD	PCT. RANK	GAMES	SCHEDULE	OF SCHEDULE	RPI	RPI	RPI	RPI
DIV. I ONLY	9- 17	255	3- 4	313	326	308	308	30	30	
DIV. I NON-CONF.	0- 11	335	0- 1	119	231	323	323	30	30	
TOTALS	RPI 1-25	RPI 26-50	W-L RECORDS	RPI 51-100	RPI 101-150	RPI 150+				
9- 17	0- 0	0- 0	OVERALL	0- 1	0- 6	9- 10				
6- 5	0- 0	0- 0	HOME	0- 0	0- 1	6- 4				
3- 11	0- 0	0- 0	AWAY	0- 0	0- 2	3- 2				
0- 1	0- 0	0- 0	NEUTRAL	0- 0	0- 0	0- 1				
0- 11	0- 0	0- 0	NON-CONFERENCE	0- 1	0- 6	0- 4				
0- 2	0- 0	0- 0	HOME	0- 0	0- 1	0- 1				
0- 8	0- 0	0- 0	AWAY	0- 1	0- 5	0- 2				
0- 1	0- 0	0- 0	NEUTRAL	0- 0	0- 0	0- 1				
9- 6	0- 0	0- 0	CONFERENCE	0- 0	0- 0	9- 6				
6- 3	0- 0	0- 0	HOME	0- 0	0- 0	6- 3				
3- 3	0- 0	0- 0	AWAY	0- 0	0- 0	3- 3				
0- 0	0- 0	0- 0	NEUTRAL	0- 0	0- 0	0- 0				

RPI 1-25			RPI 26-50			RPI 51-100			RPI 101+			Team's RPI: 308
RPI	S	Opponent	Score	RPI	S	Opponent	Score	RPI	S	Opponent	Score	
						98 A Texas Tech	37 90	111 A Arizona			59 74	
								113 A Central Ark.			45 59	
								113 H Central Ark.			57 71	
								122 A Alabama			43 93	
								126 A Southern Miss.			56 99	
								136 A TCU			39 95	
								173 A Houston			70 85	
								213 A Alabama St.			54 72	
								213 H Alabama St.			56 62	
								216 A Grambling			63 86	
								216 H Grambling			63 67	
								217 H Texas Southern			53 57	
								218 A Grand Canyon			44 77	
								227 H Southern U.			69 63	
								248 H Jacksonville St.			66 70	
								254 A Ark.-Pine Bluff			56 61	
								254 H Ark.-Pine Bluff			70 48	
								279 N Southeast Mo. St.			50 68	
								283 H Prairie View			62 55	
								305 A Mississippi Val.			68 60	
								305 H Mississippi Val.			69 49	
								346 A Jackson St.			70 53	
								346 H Jackson St.			74 51	
								349 A Alabama A&M			73 57	
								349 H Alabama A&M			71 42	
LAST 12 Division I GAMES:												
279 N		Southeast Mo. St.	50 68	346 H		Jackson St.	74 51					
349 H		Alabama A&M	71 42	227 H		Southern U.	69 63					
213 H		Alabama St.	56 62	349 A		Alabama A&M	73 57					
254 A		Ark.-Pine Bluff	56 61	213 A		Alabama St.	54 72					
305 A		Mississippi Val.	68 60	254 H		Ark.-Pine Bluff	70 48					
216 H		Grambling	63 67	305 H		Mississippi Val.	69 49					

Non-Div I Games:

Alcorn

■ Loss, 
 ■ Non-Conf, 
 ■ S Site, 
 ■ Home 
 ■ A Away 
 N Neutral

Average RPI Win: <b>240</b>	WON-LOST	WINNING	LAST 10	STRENGTH OF	OPP. STRENGTH	TEAM	ADJ.	CONF.	ADJ CONF.
Average RPI Loss: <b>169</b>	RECORD	PCT. RANK	GAMES	SCHEDULE	OF SCHEDULE	RPI	RPI	RPI	RPI
DIV. I ONLY	<b>12- 14</b>	<b>195</b>	<b>5- 5</b>	<b>214</b>	<b>252</b>	<b>210</b>	<b>210</b>	<b>23</b>	<b>23</b>
DIV. I NON-CONF.	<b>3- 8</b>	<b>262</b>	<b>0- 0</b>	<b>104</b>	<b>191</b>	<b>221</b>	<b>221</b>	<b>25</b>	<b>25</b>
TOTALS	RPI 1-25	RPI 26-50	W-L RECORDS	RPI 51-100	RPI 101-150	RPI 150+			
12- 14	0- 0	1- 1	OVERALL	1- 2	0- 3	10- 8			
7- 4	0- 0	1- 0	HOME	1- 0	0- 2	5- 2			
5- 8	0- 0	0- 1	AWAY	0- 2	0- 0	5- 5			
0- 2	0- 0	0- 0	NEUTRAL	0- 0	0- 1	0- 1			
3- 8	0- 0	1- 1	NON-CONFERENCE	0- 1	0- 3	2- 3			
2- 2	0- 0	1- 0	HOME	0- 0	0- 2	1- 0			
1- 4	0- 0	0- 1	AWAY	0- 1	0- 0	1- 2			
0- 2	0- 0	0- 0	NEUTRAL	0- 0	0- 1	0- 1			
9- 6	0- 0	0- 0	CONFERENCE	1- 1	0- 0	8- 5			
5- 2	0- 0	0- 0	HOME	1- 0	0- 0	4- 2			
4- 4	0- 0	0- 0	AWAY	0- 1	0- 0	4- 3			
0- 0	0- 0	0- 0	NEUTRAL	0- 0	0- 0	0- 0			

RPI 1-25			RPI 26-50			RPI 51-100			RPI 101+			Team's RPI: 210
RPI	S	Opponent	Score	RPI	S	Opponent	Score	RPI	S	Opponent	Score	
36	A	Michigan	33 82	68	A	Bucknell	67 73	129	H	Delaware	55 56	
46	H	George Washington	66 61	68	H	Bucknell	59 47	135	N	VCU	62 68	
				74	A	Penn St.	65 70	150	H	William & Mary	34 48	
								156	A	Army West Point	51 53	
								156	H	Army West Point	57 68	
								165	A	La Salle	59 63	
								180	A	Hofstra	67 72	
								201	H	UMBC	70 53	
								240	A	Boston U.	62 71	
								240	H	Boston U.	73 62	
								247	N	Georgia St.	58 59	
								253	A	Colgate	73 62	
								253	H	Colgate	68 57	
								262	A	Loyola Maryland	60 45	
								302	A	Lehigh	70 58	
								302	H	Lehigh	68 51	
								310	A	Youngstown St.	77 64	
								312	A	Holy Cross	46 51	
								312	H	Holy Cross	60 61	
								320	A	Lafayette	76 52	
								320	H	Lafayette	75 45	
LAST 12 Division I GAMES:												
312	A	Holy Cross	46 51	253	A	Colgate	73 62					
320	H	Lafayette	75 45	312	H	Holy Cross	60 61					
156	H	Army West Point	57 68	320	A	Lafayette	76 52					
240	A	Boston U.	62 71	156	A	Army West Point	51 53					
302	A	Lehigh	70 58	240	H	Boston U.	73 62					
68	H	Bucknell	59 47	302	H	Lehigh	68 51					

Non-Div I Games:

American

■ Loss, 
 ■ Non-Conf, 
 ■ S Site, 
 ■ Home 
 ■ A Away 
 N Neutral

## Appalachian St.

Through Games Of Feb. 21, 2017

Average RPI Win:	257	WON-LOST	WINNING	LAST 10	STRENGTH OF	OPP. STRENGTH	TEAM	ADJ.	CONF.	ADJ CONF.
Average RPI Loss:	138	RECORD	PCT. RANK	GAMES	SCHEDULE	OF SCHEDULE	RPI	RPI	RPI	RPI
DIV. I ONLY	10- 16	238	3- 7	165	231	208	208	21	21	
DIV. I NON-CONF.	5- 6	186	0- 0	142	230	168	168	19	19	
TOTALS	RPI 1-25	RPI 26-50	W-L RECORDS	RPI 51-100	RPI 101-150	RPI 150+				
10- 16	0- 2	0- 2	OVERALL	0- 1	0- 4	10- 7				
4- 6	0- 0	0- 1	HOME	0- 0	0- 2	4- 3				
5- 10	0- 2	0- 1	AWAY	0- 1	0- 2	5- 4				
1- 0	0- 0	0- 0	NEUTRAL	0- 0	0- 0	1- 0				
5- 6	0- 2	0- 0	NON-CONFERENCE	0- 1	0- 1	5- 2				
2- 2	0- 0	0- 0	HOME	0- 0	0- 1	2- 1				
2- 4	0- 2	0- 0	AWAY	0- 1	0- 0	2- 1				
1- 0	0- 0	0- 0	NEUTRAL	0- 0	0- 0	1- 0				
5- 10	0- 0	0- 2	CONFERENCE	0- 0	0- 3	5- 5				
2- 4	0- 0	0- 1	HOME	0- 0	0- 1	2- 2				
3- 6	0- 0	0- 1	AWAY	0- 0	0- 2	3- 3				
0- 0	0- 0	0- 0	NEUTRAL	0- 0	0- 0	0- 0				

RPI 1-25				RPI 26-50				RPI 51-100				RPI 101+ Team's RPI: 208			
RPI	S	Opponent	Score	RPI	S	Opponent	Score	RPI	S	Opponent	Score	RPI	S	Opponent	Score
17	A	DePaul	58 99	48	A	Little Rock	55 67	53	A	Georgia Tech	52 81	104	A	UT Arlington	63 74
22	A	Tennessee	66 92	48	H	Little Rock	69 77					104	H	UT Arlington	62 73
												105	A	Troy	77 86
												132	H	Radford	54 57
												171	A	Texas St.	66 64
												171	H	Texas St.	37 53
												191	A	ETSU	71 68
												196	H	Col. of Charleston	62 65
												224	A	Richmond	46 55
												228	A	Ga. Southern	50 53
												228	H	Ga. Southern	73 48
												232	A	Liberty	66 57
												241	A	South Ala.	41 54
												247	A	Georgia St.	67 63
												247	H	Georgia St.	55 59
												256	H	UNC Asheville	81 51
												271	A	Coastal Caro.	55 60
												284	H	N.C. A&T	71 58
												313	N	Gardner-Webb	72 67
												324	A	Arkansas St.	81 72
												324	H	Arkansas St.	76 50
LAST 12 Division I GAMES:															
241	A	South Ala.	41 54	104	H	UT Arlington	62 73								
105	A	Troy	77 86	171	H	Texas St.	37 53								
247	H	Georgia St.	55 59	228	A	Ga. Southern	50 53								
228	H	Ga. Southern	73 48	247	A	Georgia St.	67 63								
324	A	Arkansas St.	81 72	271	A	Coastal Caro.	55 60								
48	A	Little Rock	55 67	48	H	Little Rock	69 77								

Non-Div I Games:

Appalachian St.

■ Loss, 
 ■ Non-Conf, S Site, 
 ■ Home 
 ■ Away 
 N Neutral

# Arizona

Through Games Of Feb. 21, 2017

Average RPI Win:	188	WON-LOST	WINNING	LAST 10	STRENGTH OF	OPP. STRENGTH	TEAM	ADJ.	CONF.	ADJ CONF.
Average RPI Loss:	53	RECORD	PCT. RANK	GAMES	SCHEDULE	OF SCHEDULE	RPI	RPI	RPI	RPI
DIV. I ONLY	13- 14	181	2- 8	64	42	111	111	1	1	
DIV. I NON-CONF.	9- 2	37	0- 0	308	301	131	131	1	1	
TOTALS	RPI 1-25	RPI 26-50	W-L RECORDS	RPI 51-100	RPI 101-150	RPI 150+				
13- 14	0- 6	1- 2	OVERALL	3- 4	0- 0	9- 2				
8- 6	0- 3	1- 1	HOME	1- 1	0- 0	6- 1				
5- 8	0- 3	0- 1	AWAY	2- 3	0- 0	3- 1				
0- 0	0- 0	0- 0	NEUTRAL	0- 0	0- 0	0- 0				
9- 2	0- 0	0- 0	NON-CONFERENCE	0- 0	0- 0	9- 2				
6- 1	0- 0	0- 0	HOME	0- 0	0- 0	6- 1				
3- 1	0- 0	0- 0	AWAY	0- 0	0- 0	3- 1				
0- 0	0- 0	0- 0	NEUTRAL	0- 0	0- 0	0- 0				
4- 12	0- 6	1- 2	CONFERENCE	3- 4	0- 0	0- 0				
2- 5	0- 3	1- 1	HOME	1- 1	0- 0	0- 0				
2- 7	0- 3	0- 1	AWAY	2- 3	0- 0	0- 0				
0- 0	0- 0	0- 0	NEUTRAL	0- 0	0- 0	0- 0				

RPI	S	Opponent	Score	RPI	S	Opponent	Score	RPI	S	Opponent	Score	RPI	S	Opponent	Score	Team's RPI: 111
6	H	Oregon St.	57 65	28	A	Arizona St.	54 67	63	A	Southern California	54 58	164	A	New Mexico St.	74 63	
7	A	Washington	55 91	28	H	Arizona St.	62 58	71	A	California	60 71	166	A	Kansas	51 75	
7	H	Washington	73 90	30	H	Oregon	65 79	71	H	California	64 74	185	A	George Mason	81 70	
9	A	Stanford	46 73					75	A	Utah	81 70	187	H	North Texas	58 62	
9	H	Stanford	55 77					80	A	Colorado	56 65	190	H	Utah St.	61 57	
12	A	UCLA	49 69					96	A	Washington St.	70 62	216	H	Grambling	73 46	
								96	H	Washington St.	56 55	229	H	San Diego	76 59	
												236	H	Portland St.	75 52	
												292	A	Southern Utah	77 65	
												308	H	Alcorn	74 59	
												328	H	Fla. Atlantic	77 67	
LAST 12 Division I GAMES:																
28	A	Arizona St.	54 67	12	A	UCLA	49 69	63	A	Southern California	54 58	71	A	California	60 71	
28	H	Arizona St.	62 58	9	A	Stanford	46 73	96	H	Washington St.	56 55	7	H	Washington	73 90	
96	A	Washington St.	70 62													
7	A	Washington	55 91													
6	H	Oregon St.	57 65													
30	H	Oregon	65 79													

Non-Div I Games:

Arizona

Loss, Non-Conf, S Site, H Home A Away N Neutral

Average RPI Win:	122	WON-LOST	WINNING	LAST 10	STRENGTH OF	OPP. STRENGTH	TEAM	ADJ.	CONF.	ADJ CONF.
Average RPI Loss:	28	RECORD	PCT. RANK	GAMES	SCHEDULE	OF SCHEDULE	RPI	RPI	RPI	RPI
DIV. I ONLY	17- 10	102	4- 6	21	5	28	28	1	1	
DIV. I NON-CONF.	9- 2	37	0- 0	85	53	29	29	1	1	
TOTALS	RPI 1-25	RPI 26-50	W-L RECORDS	RPI 51-100	RPI 101-150	RPI 150+				
17- 10	1- 7	1- 1	OVERALL	9- 1	2- 1	4- 0				
10- 3	0- 3	1- 0	HOME	3- 0	2- 0	4- 0				
6- 6	1- 3	0- 1	AWAY	5- 1	0- 1	0- 0				
1- 1	0- 1	0- 0	NEUTRAL	1- 0	0- 0	0- 0				
9- 2	1- 1	0- 1	NON-CONFERENCE	3- 0	1- 0	4- 0				
6- 0	0- 0	0- 0	HOME	1- 0	1- 0	4- 0				
2- 1	1- 0	0- 1	AWAY	1- 0	0- 0	0- 0				
1- 1	0- 1	0- 0	NEUTRAL	1- 0	0- 0	0- 0				
8- 8	0- 6	1- 0	CONFERENCE	6- 1	1- 1	0- 0				
4- 3	0- 3	1- 0	HOME	2- 0	1- 0	0- 0				
4- 5	0- 3	0- 0	AWAY	4- 1	0- 1	0- 0				
0- 0	0- 0	0- 0	NEUTRAL	0- 0	0- 0	0- 0				

RPI 1-25				RPI 26-50				Team's RPI: 28				RPI 51-100				RPI 101+			
RPI	S	Opponent	Score	RPI	S	Opponent	Score	RPI	S	Opponent	Score	RPI	S	Opponent	Score	RPI	S	Opponent	Score
6	H	Oregon St.	45 54	30	H	Oregon	68 63	63	A	Southern California	50 65	111	A	Arizona	58 62				
7	A	Washington	57 70	39	A	Marquette	63 75	71	A	California	54 45	111	H	Arizona	67 54				
7	H	Washington	54 65					71	H	California	72 62	148	H	Oral Roberts	79 52				
9	A	Stanford	56 66					72	N	St. John's (NY)	54 41	195	H	San Jose St.	82 37				
9	H	Stanford	57 64					75	A	Utah	66 44	240	H	Boston U.	71 42				
12	A	UCLA	60 69					76	A	Middle Tenn.	69 48	307	H	Illinois St.	76 40				
14	A	Kentucky	73 71					80	A	Colorado	71 52	312	H	Holy Cross	63 33				
21	N	Maryland	42 83					81	H	Florida	69 63								
								96	A	Washington St.	61 58								
								96	H	Washington St.	68 49								
LAST 12 Division I GAMES:																			
111	H	Arizona	67 54	63	A	Southern California	50 65												
111	A	Arizona	58 62	12	A	UCLA	60 69												
7	A	Washington	57 70	9	A	Stanford	56 66												
96	A	Washington St.	61 58	71	A	California	54 45												
30	H	Oregon	68 63	7	H	Washington	54 65												
6	H	Oregon St.	45 54	96	H	Washington St.	68 49												

Non-Div I Games:

Arizona St.

■ Loss, 
 ■ Non-Conf, S Site, 
 ■ Home 
 ■ Away 
 N Neutral

Average RPI Win:	284	WON-LOST	WINNING	LAST 10	STRENGTH OF	OPP. STRENGTH	TEAM	ADJ.	CONF.	ADJ CONF.
Average RPI Loss:	193	RECORD	PCT. RANK	GAMES	SCHEDULE	OF SCHEDULE	RPI	RPI	RPI	RPI
DIV. I ONLY	10- 14	223	8- 2	290	330	254	254	30	30	
DIV. I NON-CONF.	1- 8	314	0- 0	106	188	273	273	30	30	
TOTALS	RPI 1-25	RPI 26-50	W-L RECORDS	RPI 51-100	RPI 101-150	RPI 150+				
10- 14	0- 1	0- 1	OVERALL	0- 0	0- 2	10- 10				
5- 3	0- 0	0- 0	HOME	0- 0	0- 0	5- 3				
4- 10	0- 1	0- 1	AWAY	0- 0	0- 2	4- 6				
1- 1	0- 0	0- 0	NEUTRAL	0- 0	0- 0	1- 1				
1- 8	0- 1	0- 1	NON-CONFERENCE	0- 0	0- 2	1- 4				
0- 1	0- 0	0- 0	HOME	0- 0	0- 0	0- 1				
0- 6	0- 1	0- 1	AWAY	0- 0	0- 2	0- 2				
1- 1	0- 0	0- 0	NEUTRAL	0- 0	0- 0	1- 1				
9- 6	0- 0	0- 0	CONFERENCE	0- 0	0- 0	9- 6				
5- 2	0- 0	0- 0	HOME	0- 0	0- 0	5- 2				
4- 4	0- 0	0- 0	AWAY	0- 0	0- 0	4- 4				
0- 0	0- 0	0- 0	NEUTRAL	0- 0	0- 0	0- 0				

RPI 1-25				RPI 26-50				RPI 51-100				RPI 101+ Team's RPI: 254			
RPI	S	Opponent	Score	RPI	S	Opponent	Score	RPI	S	Opponent	Score	RPI	S	Opponent	Score
6	A	Oregon St.	40 73	32	A	South Dakota St.	45 103					130	A	Ball St.	60 88
												137	A	Cincinnati	42 72
												186	A	Xavier	41 62
												189	A	Illinois	58 70
												197	N	Campbell	31 51
												213	A	Alabama St.	52 51
												213	H	Alabama St.	62 74
												216	A	Grambling	54 56
												217	A	Texas Southern	71 60
												217	H	Texas Southern	49 45
												227	A	Southern U.	50 67
												227	H	Southern U.	63 59
												274	H	Austin Peay	55 69
												283	A	Prairie View	57 62
												283	H	Prairie View	64 47
												305	H	Mississippi Val.	63 73
												308	A	Alcorn	48 70
												308	H	Alcorn	61 56
												333	N	Morgan St.	53 44
												346	A	Jackson St.	78 71
												349	A	Alabama A&M	65 55
												349	H	Alabama A&M	61 57
LAST 12 Division I GAMES:															
283	A	Prairie View	57 62	346	A	Jackson St.	78 71								
217	A	Texas Southern	71 60	216	A	Grambling	54 56								
308	H	Alcorn	61 56	283	H	Prairie View	64 47								
227	H	Southern U.	63 59	217	H	Texas Southern	49 45								
349	A	Alabama A&M	65 55	308	A	Alcorn	48 70								
213	A	Alabama St.	52 51	227	A	Southern U.	50 67								

Non-Div I Games: Philander Smith 88 65 Tougaloo 71 60

Ark.-Pine Bluff

■ Loss, 
 ■ Non-Conf, 
 ■ S Site, 
 ■ Home 
 ■ A Away 
 N Neutral

## Arkansas

Through Games Of Feb. 21, 2017

Average RPI Win:	191	WON-LOST	WINNING	LAST 10	STRENGTH OF	OPP. STRENGTH	TEAM	ADJ.	CONF.	ADJ CONF.
Average RPI Loss:	54	RECORD	PCT. RANK	GAMES	SCHEDULE	OF SCHEDULE	RPI	RPI	RPI	RPI
DIV. I ONLY	13- 14	181	2- 8	77	52	143	143	2	2	
DIV. I NON-CONF.	11- 2	23	0- 0	286	242	100	100	2	2	
TOTALS	RPI 1-25	RPI 26-50	W-L RECORDS	RPI 51-100	RPI 101-150	RPI 150+				
13- 14	0- 7	0- 2	OVERALL	3- 2	3- 2	7- 1				
9- 7	0- 4	0- 1	HOME	3- 1	1- 1	5- 0				
2- 7	0- 3	0- 1	AWAY	0- 1	1- 1	1- 1				
2- 0	0- 0	0- 0	NEUTRAL	0- 0	1- 0	1- 0				
11- 2	0- 0	0- 0	NON-CONFERENCE	2- 0	2- 1	7- 1				
8- 1	0- 0	0- 0	HOME	2- 0	1- 1	5- 0				
1- 1	0- 0	0- 0	AWAY	0- 0	0- 0	1- 1				
2- 0	0- 0	0- 0	NEUTRAL	0- 0	1- 0	1- 0				
2- 12	0- 7	0- 2	CONFERENCE	1- 2	1- 1	0- 0				
1- 6	0- 4	0- 1	HOME	1- 1	0- 0	0- 0				
1- 6	0- 3	0- 1	AWAY	0- 1	1- 1	0- 0				
0- 0	0- 0	0- 0	NEUTRAL	0- 0	0- 0	0- 0				

RPI S	Opponent	Score	RPI S	Opponent	Score	RPI S	Opponent	Score	RPI S	Opponent	Score	Team's RPI: 143
3	H Mississippi St.	51 59	29	A LSU	46 53	64	H South Dakota	70 67	116	A Ole Miss	64 73	
4	H South Carolina	49 79	29	H LSU	52 53	81	A Florida	53 57	117	H Stetson	79 62	
14	H Kentucky	62 69				87	H Georgia	66 69	118	N Navy	70 67	
20	A Texas A&M	65 90				91	H Vanderbilt	59 56	122	A Alabama	68 50	
22	A Tennessee	46 59				98	H Texas Tech	66 60	148	H Oral Roberts	60 70	
23	A Missouri	56 67							151	N Memphis	91 61	
23	H Missouri	46 60							157	A Missouri St.	62 64	
									159	A Tulsa	57 50	
									250	H Butler	68 50	
									299	H Northwestern St.	65 36	
									329	H La.-Monroe	92 46	
									343	H Houston Baptist	101 40	
									344	H Sam Houston St.	71 39	
LAST 12 Division I GAMES:												
22	A Tennessee	46 59	29	A LSU	46 53							
14	H Kentucky	62 69	23	H Missouri	46 60							
23	A Missouri	56 67	91	H Vanderbilt	59 56							
81	A Florida	53 57	122	A Alabama	68 50							
4	H South Carolina	49 79	20	A Texas A&M	65 90							
87	H Georgia	66 69	29	H LSU	52 53							

Non-Div I Games:

Arkansas

■ Loss, 
 ■ Non-Conf, 
 S Site, 
 ■ Home 
 ■ Away 
 N Neutral

Average RPI Win:	255	WON-LOST	WINNING	LAST 10	STRENGTH OF	OPP. STRENGTH	TEAM	ADJ.	CONF.	ADJ CONF.
Average RPI Loss:	161	RECORD	PCT. RANK	GAMES	SCHEDULE	OF SCHEDULE	RPI	RPI	RPI	RPI
DIV. I ONLY	5- 21	320	2- 8	267	152	324	324	21	21	
DIV. I NON-CONF.	2- 10	305	0- 0	275	60	319	319	19	19	
TOTALS	RPI 1-25	RPI 26-50	W-L RECORDS	RPI 51-100	RPI 101-150	RPI 150+				
5- 21	0- 0	0- 3	OVERALL	0- 4	0- 2	5- 12				
4- 6	0- 0	0- 2	HOME	0- 1	0- 1	4- 2				
0- 13	0- 0	0- 1	AWAY	0- 2	0- 1	0- 9				
1- 2	0- 0	0- 0	NEUTRAL	0- 1	0- 0	1- 1				
2- 10	0- 0	0- 1	NON-CONFERENCE	0- 4	0- 0	2- 5				
1- 2	0- 0	0- 1	HOME	0- 1	0- 0	1- 0				
0- 6	0- 0	0- 0	AWAY	0- 2	0- 0	0- 4				
1- 2	0- 0	0- 0	NEUTRAL	0- 1	0- 0	1- 1				
3- 11	0- 0	0- 2	CONFERENCE	0- 0	0- 2	3- 7				
3- 4	0- 0	0- 1	HOME	0- 0	0- 1	3- 2				
0- 7	0- 0	0- 1	AWAY	0- 0	0- 1	0- 5				
0- 0	0- 0	0- 0	NEUTRAL	0- 0	0- 0	0- 0				

RPI 1-25				RPI 26-50				RPI 51-100				RPI 101+				Team's RPI: 324	
RPI	S	Opponent	Score	RPI	S	Opponent	Score	RPI	S	Opponent	Score	RPI	S	Opponent	Score		
				34	H	South Fla.	59 78	59	A	Iowa St.	53 105	104	A	UT Arlington	58 69		
				48	A	Little Rock	59 73	71	N	California	55 80	105	H	Troy	75 83		
				48	H	Little Rock	35 60	73	A	Oklahoma St.	34 76	158	A	Louisiana	60 72		
								81	H	Florida	60 71	158	H	Louisiana	72 80		
												159	H	Tulsa	83 80		
												171	A	Texas St.	43 63		
												199	A	Wichita St.	51 69		
												208	A	Appalachian St.	50 76		
												208	H	Appalachian St.	72 81		
												235	A	UT Martin	63 68		
												241	H	South Ala.	56 53		
												261	A	Tennessee St.	66 76		
												271	A	Coastal Caro.	55 57		
												271	H	Coastal Caro.	60 52		
												274	A	Austin Peay	55 62		
												276	N	Kennesaw St.	70 67		
												294	N	Northern Ky.	78 83		
												329	A	La.-Monroe	51 59		
												329	H	La.-Monroe	71 56		
LAST 12 Division I GAMES:																	
				48	H	Little Rock	35 60	158	A	Louisiana	60 72						
				104	A	UT Arlington	58 69	105	H	Troy	75 83						
				171	A	Texas St.	43 63	241	H	South Ala.	56 53						
				208	H	Appalachian St.	72 81	48	A	Little Rock	59 73						
				271	H	Coastal Caro.	60 52	271	A	Coastal Caro.	55 57						
				329	A	La.-Monroe	51 59	208	A	Appalachian St.	50 76						

Non-Div I Games:

Arkansas St.

■ Loss, 
 ■ Non-Conf, 
 ■ S Site, 
 ■ Home 
 ■ A Away 
 N Neutral



Army West Point

Through Games Of Feb. 21, 2017

Average RPI Win:	274	WON-LOST	WINNING	LAST 10	STRENGTH OF	OPP. STRENGTH	TEAM	ADJ.	CONF.	ADJ CONF.
Average RPI Loss:	120	RECORD	PCT. RANK	GAMES	SCHEDULE	OF SCHEDULE	RPI	RPI	RPI	RPI
DIV. I ONLY	18- 7	59	7- 3	328	256	156	156	23	23	
DIV. I NON-CONF.	8- 2	49	0- 0	342	276	160	160	25	25	
TOTALS	RPI 1-25	RPI 26-50	W-L RECORDS	RPI 51-100	RPI 101-150	RPI 150+				
18- 7	0- 0	0- 0	OVERALL	0- 3	2- 3	16- 1				
10- 2	0- 0	0- 0	HOME	0- 1	1- 1	9- 0				
8- 5	0- 0	0- 0	AWAY	0- 2	1- 2	7- 1				
0- 0	0- 0	0- 0	NEUTRAL	0- 0	0- 0	0- 0				
8- 2	0- 0	0- 0	NON-CONFERENCE	0- 1	2- 1	6- 0				
5- 0	0- 0	0- 0	HOME	0- 0	1- 0	4- 0				
3- 2	0- 0	0- 0	AWAY	0- 1	1- 1	2- 0				
0- 0	0- 0	0- 0	NEUTRAL	0- 0	0- 0	0- 0				
10- 5	0- 0	0- 0	CONFERENCE	0- 2	0- 2	10- 1				
5- 2	0- 0	0- 0	HOME	0- 1	0- 1	5- 0				
5- 3	0- 0	0- 0	AWAY	0- 1	0- 1	5- 1				
0- 0	0- 0	0- 0	NEUTRAL	0- 0	0- 0	0- 0				

RPI 1-25			RPI 26-50			RPI 51-100				RPI 101+		Team's RPI: 156			
RPI	S	Opponent	Score	RPI	S	Opponent	Score	RPI	S	Opponent	Score	RPI	S	Opponent	Score
								67	A	Minnesota	52 70	118	A	Navy	62 67
								68	A	Bucknell	62 68	118	H	Navy	58 63
								68	H	Bucknell	56 60	129	A	Delaware	61 47
												140	H	Yale	59 55
												142	A	Albany (NY)	59 65
												210	A	American	68 57
												210	H	American	53 51
												239	A	Dartmouth	68 60
												253	A	Colgate	76 69
												253	H	Colgate	57 47
												262	A	Loyola Maryland	62 71
												262	H	Loyola Maryland	67 48
												302	A	Lehigh	75 71
												312	A	Holy Cross	67 59
												312	H	Holy Cross	60 41
												320	A	Lafayette	63 55
												320	H	Lafayette	76 73
												323	H	Air Force	75 47
												326	H	St. Francis Brooklyn	69 46
												334	A	LIU Brooklyn	68 47
												338	H	Wagner	85 40
												341	H	Fairleigh Dickinson	86 58
LAST 12 Division I GAMES:															
118	A	Navy	62 67	68	A	Bucknell	62 68								
312	H	Holy Cross	60 41	118	H	Navy	58 63								
210	A	American	68 57	312	A	Holy Cross	67 59								
253	H	Colgate	57 47	210	H	American	53 51								
262	H	Loyola Maryland	67 48	253	A	Colgate	76 69								
320	A	Lafayette	63 55	262	A	Loyola Maryland	62 71								

Non-Div I Games: Mercy 90 48

Army West Point

Loss, Non-Conf, S Site, H Home A Away N Neutral

Average RPI Win:	131	WON-LOST	WINNING	LAST 10	STRENGTH OF	OPP. STRENGTH	TEAM	ADJ.	CONF.	ADJ CONF.
Average RPI Loss:	46	RECORD	PCT. RANK	GAMES	SCHEDULE	OF SCHEDULE	RPI	RPI	RPI	RPI
DIV. I ONLY	15- 13	157	2- 8	7	44	42	42	2	2	
DIV. I NON-CONF.	10- 4	80	0- 0	33	110	35	35	2	2	
TOTALS	RPI 1-25	RPI 26-50	W-L RECORDS	RPI 51-100	RPI 101-150	RPI 150+				
15- 13	1- 7	2- 1	OVERALL	3- 3	4- 2	5- 0				
6- 6	1- 3	1- 0	HOME	1- 2	2- 1	1- 0				
6- 6	0- 4	0- 1	AWAY	2- 0	1- 1	3- 0				
3- 1	0- 0	1- 0	NEUTRAL	0- 1	1- 0	1- 0				
10- 4	0- 1	2- 1	NON-CONFERENCE	1- 2	2- 0	5- 0				
4- 1	0- 0	1- 0	HOME	1- 1	1- 0	1- 0				
3- 2	0- 1	0- 1	AWAY	0- 0	0- 0	3- 0				
3- 1	0- 0	1- 0	NEUTRAL	0- 1	1- 0	1- 0				
5- 9	1- 6	0- 0	CONFERENCE	2- 1	2- 2	0- 0				
2- 5	1- 3	0- 0	HOME	0- 1	1- 1	0- 0				
3- 4	0- 3	0- 0	AWAY	2- 0	1- 1	0- 0				
0- 0	0- 0	0- 0	NEUTRAL	0- 0	0- 0	0- 0				

RPI S	Opponent	Score	RPI S	Opponent	Score	RPI S	Opponent	Score	RPI S	Opponent	Score
3	H Mississippi St.	47 77	35	N Drake	85 80	56	N West Virginia	52 56	105	H Troy	61 52
4	A South Carolina	41 60	44	A Tulane	59 61	81	A Florida	82 75	116	A Ole Miss	59 63
4	H South Carolina	47 73	50	H Indiana	71 67	86	H Virginia Tech	87 92	116	H Ole Miss	83 60
14	H Kentucky	60 64				87	H Georgia	51 57	122	A Alabama	66 55
18	A Kansas St.	66 71				91	A Vanderbilt	64 59	122	H Alabama	61 63
20	A Texas A&M	61 66				94	H Jacksonville	53 41	130	N Ball St.	54 40
22	H Tennessee	79 61							155	A East Carolina	61 52
23	A Missouri	53 68							161	A Louisiana Tech	76 66
									226	N Marist	52 51
									284	A N.C. A&T	68 36
									286	H Savannah St.	75 46
LAST 12 Division I GAMES:											
122	H Alabama	61 63	122	A Alabama	66 55						
116	A Ole Miss	59 63	23	A Missouri	53 68						
87	H Georgia	51 57	14	H Kentucky	60 64						
4	A South Carolina	41 60	22	H Tennessee	79 61						
20	A Texas A&M	61 66	91	A Vanderbilt	64 59						
3	H Mississippi St.	47 77	116	H Ole Miss	83 60						

Non-Div I Games:

Auburn

■ Loss, 
 ■ Non-Conf, S Site, 
 ■ Home 
 ■ Away 
 N Neutral

Average RPI Win:	260	WON-LOST	WINNING	LAST 10	STRENGTH OF	OPP. STRENGTH	TEAM	ADJ.	CONF.	ADJ CONF.
Average RPI Loss:	190	RECORD	PCT. RANK	GAMES	SCHEDULE	OF SCHEDULE	RPI	RPI	RPI	RPI
DIV. I ONLY	10- 15	229	5- 5	284	266	274	274	26	26	
DIV. I NON-CONF.	4- 7	224	0- 0	257	225	269	269	26	26	
TOTALS	RPI 1-25	RPI 26-50	W-L RECORDS	RPI 51-100	RPI 101-150	RPI 150+				
10- 15	0- 0	0- 0	OVERALL	0- 3	0- 2	10- 10				
7- 5	0- 0	0- 0	HOME	0- 2	0- 0	7- 3				
3- 9	0- 0	0- 0	AWAY	0- 1	0- 2	3- 6				
0- 1	0- 0	0- 0	NEUTRAL	0- 0	0- 0	0- 1				
4- 7	0- 0	0- 0	NON-CONFERENCE	0- 2	0- 2	4- 3				
3- 2	0- 0	0- 0	HOME	0- 1	0- 0	3- 1				
1- 4	0- 0	0- 0	AWAY	0- 1	0- 2	1- 1				
0- 1	0- 0	0- 0	NEUTRAL	0- 0	0- 0	0- 1				
6- 8	0- 0	0- 0	CONFERENCE	0- 1	0- 0	6- 7				
4- 3	0- 0	0- 0	HOME	0- 1	0- 0	4- 2				
2- 5	0- 0	0- 0	AWAY	0- 0	0- 0	2- 5				
0- 0	0- 0	0- 0	NEUTRAL	0- 0	0- 0	0- 0				

RPI 1-25				RPI 26-50				RPI 51-100				RPI 101+ Team's RPI: 274			
RPI	S	Opponent	Score	RPI	S	Opponent	Score	RPI	S	Opponent	Score	RPI	S	Opponent	Score
								57	H	Western Ky.	65 85	114	A	UCF	43 61
								61	H	Belmont	71 80	116	A	Ole Miss	38 66
								76	A	Middle Tenn.	51 82	175	H	Morehead St.	71 81
												191	H	ETSU	77 74
												204	A	SIUE	69 76
												204	H	SIUE	85 62
												233	N	St. Bonaventure	57 58
												235	A	UT Martin	80 83
												238	H	Miami (OH)	58 73
												246	A	Murray St.	62 67
												246	H	Murray St.	75 63
												248	A	Jacksonville St.	45 65
												254	A	Ark.-Pine Bluff	69 55
												259	A	Evansville	54 68
												261	H	Tennessee St.	79 63
												269	A	Tennessee Tech	87 84
												276	H	Kennesaw St.	68 49
												279	H	Southeast Mo. St.	84 74
												296	A	Eastern Ill.	69 59
												296	H	Eastern Ill.	73 78
												297	A	Eastern Ky.	71 80
												324	H	Arkansas St.	62 55
LAST 12 Division I GAMES:															
				296	H	Eastern Ill.	73 78					235	A	UT Martin	80 83
				204	A	SIUE	69 76					246	H	Murray St.	75 63
				246	A	Murray St.	62 67					296	A	Eastern Ill.	69 59
				261	H	Tennessee St.	79 63					204	H	SIUE	85 62
				297	A	Eastern Ky.	71 80					248	A	Jacksonville St.	45 65
				279	H	Southeast Mo. St.	84 74					269	A	Tennessee Tech	87 84

Non-Div I Games: Trevecca Nazarene 69 51 Christian Bros. 76 57

Austin Peay

Loss, Non-Conf, S Site, H Home A Away N Neutral

Average RPI Win:	207	WON-LOST	WINNING	LAST 10	STRENGTH OF	OPP. STRENGTH	TEAM	ADJ.	CONF.	ADJ CONF.
Average RPI Loss:	90	RECORD	PCT. RANK	GAMES	SCHEDULE	OF SCHEDULE	RPI	RPI	RPI	RPI
DIV. I ONLY	17- 10	102	7- 3	140	100	93	93	14	14	
DIV. I NON-CONF.	6- 5	148	0- 0	53	12	81	81	13	13	
TOTALS	RPI 1-25	RPI 26-50	W-L RECORDS	RPI 51-100	RPI 101-150	RPI 150+				
17- 10	0- 3	0- 0	OVERALL	1- 3	3- 2	13- 2				
8- 2	0- 2	0- 0	HOME	0- 0	2- 0	6- 0				
6- 7	0- 0	0- 0	AWAY	0- 3	0- 2	6- 2				
3- 1	0- 1	0- 0	NEUTRAL	1- 0	1- 0	1- 0				
6- 5	0- 3	0- 0	NON-CONFERENCE	1- 2	1- 0	4- 0				
1- 2	0- 2	0- 0	HOME	0- 0	0- 0	1- 0				
2- 2	0- 0	0- 0	AWAY	0- 2	0- 0	2- 0				
3- 1	0- 1	0- 0	NEUTRAL	1- 0	1- 0	1- 0				
11- 5	0- 0	0- 0	CONFERENCE	0- 1	2- 2	9- 2				
7- 0	0- 0	0- 0	HOME	0- 0	2- 0	5- 0				
4- 5	0- 0	0- 0	AWAY	0- 1	0- 2	4- 2				
0- 0	0- 0	0- 0	NEUTRAL	0- 0	0- 0	0- 0				

RPI 1-25				RPI 26-50				RPI 51-100 Team's RPI: 93				RPI 101+			
RPI	S	Opponent	Score	RPI	S	Opponent	Score	RPI	S	Opponent	Score	RPI	S	Opponent	Score
6	N	Oregon St.	56 65					75	A	Utah	60 77	102	N	Saint Joseph's	71 56
7	H	Washington	70 82					77	A	Gonzaga	52 87	128	A	St. Mary's (CA)	58 64
15	H	Oklahoma	61 68					87	A	Georgia	51 81	128	H	St. Mary's (CA)	70 65
								88	N	UNLV	63 54	146	A	San Francisco	63 70
												146	H	San Francisco	73 61
												154	A	Santa Clara	63 64
												154	H	Santa Clara	72 66
												159	N	Tulsa	71 56
												190	A	Utah St.	60 40
												200	A	Loyola Marymount	74 77
												200	H	Loyola Marymount	76 59
												219	H	Weber St.	73 64
												229	A	San Diego	65 47
												229	H	San Diego	81 63
												231	A	Pacific	68 55
												231	H	Pacific	68 50
												257	A	Portland	77 38
												309	A	Pepperdine	73 47
												309	H	Pepperdine	88 49
												331	A	Utah Valley	68 50
LAST 12 Division I GAMES:															
128	A	St. Mary's (CA)	58 64	200	A	Loyola Marymount	74 77								
229	A	San Diego	65 47	154	H	Santa Clara	72 66								
146	H	San Francisco	73 61	231	H	Pacific	68 50								
309	H	Pepperdine	88 49	309	A	Pepperdine	73 47								
257	A	Portland	77 38	229	H	San Diego	81 63								
77	A	Gonzaga	52 87	146	A	San Francisco	63 70								

Non-Div I Games:

BYU

■ Loss, 
■ Non-Conf, 
■ S Site, 
■ Home 
■ Away 
N Neutral

Average RPI Win: 209		WON-LOST	WINNING	LAST 10	STRENGTH OF	OPP. STRENGTH	TEAM	ADJ.	CONF.	ADJ CONF.
Average RPI Loss: 101		RECORD	PCT. RANK	GAMES	SCHEDULE	OF SCHEDULE	RPI	RPI	RPI	RPI
DIV. I ONLY		17- 8	76	8- 2	229	107	130	130	10	10
DIV. I NON-CONF.		6- 5	148	0- 0	328	93	241	241	11	11
TOTALS	RPI 1-25		RPI 26-50		W-L RECORDS		RPI 51-100		RPI 101-150	RPI 150+
17- 8	0- 0		0- 3		OVERALL		4- 3		0- 0	13- 2
8- 4	0- 0		0- 1		HOME		1- 2		0- 0	7- 1
8- 2	0- 0		0- 1		AWAY		3- 1		0- 0	5- 0
1- 2	0- 0		0- 1		NEUTRAL		0- 0		0- 0	1- 1
6- 5	0- 0		0- 1		NON-CONFERENCE		0- 2		0- 0	6- 2
3- 2	0- 0		0- 0		HOME		0- 1		0- 0	3- 1
2- 1	0- 0		0- 0		AWAY		0- 1		0- 0	2- 0
1- 2	0- 0		0- 1		NEUTRAL		0- 0		0- 0	1- 1
11- 3	0- 0		0- 2		CONFERENCE		4- 1		0- 0	7- 0
5- 2	0- 0		0- 1		HOME		1- 1		0- 0	4- 0
6- 1	0- 0		0- 1		AWAY		3- 0		0- 0	3- 0
0- 0	0- 0		0- 0		NEUTRAL		0- 0		0- 0	0- 0

RPI 1-25				RPI 26-50				RPI 51-100				RPI 101+				Team's RPI: 130	
RPI	S	Opponent	Score	RPI	S	Opponent	Score	RPI	S	Opponent	Score	RPI	S	Opponent	Score		
				40	A	Central Mich.	92 101	57	A	Western Ky.	61 68	155	N	East Carolina	69 82		
				42	N	Auburn	40 54	79	A	Buffalo	89 75	163	A	Oakland	66 59		
				49	H	Ohio	68 72	82	A	Northern Ill.	92 84	176	H	Western Mich.	61 56		
								82	H	Northern Ill.	96 101	222	A	Akron	90 63		
								84	A	Toledo	51 45	222	H	Akron	80 70		
								90	H	Purdue	42 58	238	A	Miami (OH)	81 60		
								100	H	Kent St.	71 47	250	A	Butler	74 50		
												254	H	Ark.-Pine Bluff	88 60		
												258	A	Bowling Green	75 53		
												258	H	Bowling Green	91 70		
												259	H	Evansville	84 49		
												284	N	N.C. A&T	76 57		
												287	H	Eastern Mich.	78 49		
												291	H	Lipscomb	74 78		
												337	H	Chicago St.	88 53		
LAST 12 Division I GAMES:																	
				82	A	Northern Ill.	92 84	79	A	Buffalo	89 75						
				49	H	Ohio	68 72	258	A	Bowling Green	75 53						
				258	H	Bowling Green	91 70	287	H	Eastern Mich.	78 49						
				238	A	Miami (OH)	81 60	222	H	Akron	80 70						
				222	A	Akron	90 63	40	A	Central Mich.	92 101						
				82	H	Northern Ill.	96 101	176	H	Western Mich.	61 56						

Non-Div I Games:	Urbana	93	49
------------------	--------	----	----

Ball St.

Loss, Non-Conf, S Site, H Home A Away N Neutral

Average RPI Win:	111	WON-LOST	WINNING	LAST 10	STRENGTH OF	OPP. STRENGTH	TEAM	ADJ.	CONF.	ADJ CONF.
Average RPI Loss:	6	RECORD	PCT. RANK	GAMES	SCHEDULE	OF SCHEDULE	RPI	RPI	RPI	RPI
DIV. I ONLY	26- 2	3	9- 1	43	7	5	5	4	4	
DIV. I NON-CONF.	11- 1	12	0- 0	86	34	7	7	3	3	
TOTALS	RPI 1-25	RPI 26-50	W-L RECORDS	RPI 51-100	RPI 101-150	RPI 150+				
26- 2	8- 2	0- 0	OVERALL	9- 0	2- 0	7- 0				
14- 1	3- 1	0- 0	HOME	4- 0	1- 0	6- 0				
9- 1	3- 1	0- 0	AWAY	4- 0	1- 0	1- 0				
3- 0	2- 0	0- 0	NEUTRAL	1- 0	0- 0	0- 0				
11- 1	4- 1	0- 0	NON-CONFERENCE	2- 0	0- 0	5- 0				
7- 0	1- 0	0- 0	HOME	1- 0	0- 0	5- 0				
1- 1	1- 1	0- 0	AWAY	0- 0	0- 0	0- 0				
3- 0	2- 0	0- 0	NEUTRAL	1- 0	0- 0	0- 0				
15- 1	4- 1	0- 0	CONFERENCE	7- 0	2- 0	2- 0				
7- 1	2- 1	0- 0	HOME	3- 0	1- 0	1- 0				
8- 0	2- 0	0- 0	AWAY	4- 0	1- 0	1- 0				
0- 0	0- 0	0- 0	NEUTRAL	0- 0	0- 0	0- 0				

RPI	S	Opponent	Score	RPI	S	Opponent	Score	RPI	S	Opponent	Score	RPI	S	Opponent	Score
1	A	UConn	61 72					56	A	West Virginia	91 56	136	A	TCU	91 73
10	A	Texas	70 67					56	H	West Virginia	79 73	136	H	TCU	77 54
10	H	Texas	79 85					59	A	Iowa St.	83 52	166	A	Kansas	92 43
12	H	UCLA	84 70					59	H	Iowa St.	68 42	166	H	Kansas	90 43
15	H	Oklahoma	92 58					73	A	Oklahoma St.	86 50	171	H	Texas St.	90 24
17	N	DePaul	104 72					73	H	Oklahoma St.	89 67	305	H	Mississippi Val.	101 36
18	A	Kansas St.	91 49					98	A	Texas Tech	79 61	327	H	Southeastern La.	109 38
18	H	Kansas St.	87 57					99	H	Abilene Christian	79 34	336	H	Winthrop	140 32
22	A	Tennessee	88 66					100	N	Kent St.	84 42	343	H	Houston Baptist	118 43
25	N	Ohio St.	85 68												
LAST 12 Division I GAMES:															
10	A	Texas	70 67	15	H	Oklahoma	92 58								
73	H	Oklahoma St.	89 67	18	A	Kansas St.	91 49								
136	A	TCU	91 73	56	H	West Virginia	79 73								
10	H	Texas	79 85	59	H	Iowa St.	68 42								
98	A	Texas Tech	79 61	166	A	Kansas	92 43								
59	A	Iowa St.	83 52	136	H	TCU	77 54								

Non-Div I Games:

Baylor

Belmont

Through Games Of Feb. 21, 2017

Average RPI Win:	240	WON-LOST	WINNING	LAST 10	STRENGTH OF	OPP. STRENGTH	TEAM	ADJ.	CONF.	ADJ CONF.
Average RPI Loss:	78	RECORD	PCT. RANK	GAMES	SCHEDULE	OF SCHEDULE	RPI	RPI	RPI	RPI
DIV. I ONLY	22- 5	16	10- 0	202	241	61	61	26	26	
DIV. I NON-CONF.	7- 5	137	0- 0	151	102	88	88	26	26	
TOTALS	RPI 1-25	RPI 26-50	W-L RECORDS	RPI 51-100	RPI 101-150	RPI 150+				
22- 5	0- 1	0- 1	OVERALL	1- 1	0- 1	21- 1				
9- 1	0- 0	0- 1	HOME	1- 0	0- 0	8- 0				
13- 3	0- 1	0- 0	AWAY	0- 1	0- 1	13- 0				
0- 1	0- 0	0- 0	NEUTRAL	0- 0	0- 0	0- 1				
7- 5	0- 1	0- 1	NON-CONFERENCE	1- 1	0- 1	6- 1				
2- 1	0- 0	0- 1	HOME	1- 0	0- 0	1- 0				
5- 3	0- 1	0- 0	AWAY	0- 1	0- 1	5- 0				
0- 1	0- 0	0- 0	NEUTRAL	0- 0	0- 0	0- 1				
15- 0	0- 0	0- 0	CONFERENCE	0- 0	0- 0	15- 0				
7- 0	0- 0	0- 0	HOME	0- 0	0- 0	7- 0				
8- 0	0- 0	0- 0	AWAY	0- 0	0- 0	8- 0				
0- 0	0- 0	0- 0	NEUTRAL	0- 0	0- 0	0- 0				

RPI S	Opponent	Score	RPI S	Opponent	Score	RPI S	Opponent	Score	RPI S	Opponent	Score
13	A Louisville	50 73	33	H Green Bay	53 62	65	H IUPUI	78 72	105	A Troy	74 91
						67	A Minnesota	74 75	174	N Fresno St.	53 62
									175	A Morehead St.	91 59
									175	H Morehead St.	96 76
									182	A UAB	72 58
									200	A Loyola Marymount	79 72
									204	H SIUE	94 67
									220	A Presbyterian	83 58
									230	A Samford	73 54
									235	H UT Martin	71 66
									246	A Murray St.	87 69
									248	A Jacksonville St.	54 53
									248	H Jacksonville St.	61 52
									261	A Tennessee St.	70 60
									269	A Tennessee Tech	85 66
									269	H Tennessee Tech	89 75
									274	A Austin Peay	80 71
									279	H Southeast Mo. St.	89 77
									291	H Lipscomb	100 62
									296	A Eastern Ill.	77 58
									297	A Eastern Ky.	73 67
									297	H Eastern Ky.	74 58
									322	A Fort Wayne	85 59
LAST 12 Division I GAMES:											
175	H	Morehead St.	96	76	261	A	Tennessee St.	70	60		
297	A	Eastern Ky.	73	67	269	H	Tennessee Tech	89	75		
269	A	Tennessee Tech	85	66	248	A	Jacksonville St.	54	53		
248	H	Jacksonville St.	61	52	175	A	Morehead St.	91	59		
246	A	Murray St.	87	69	297	H	Eastern Ky.	74	58		
204	H	SIUE	94	67	279	H	Southeast Mo. St.	89	77		

Non-Div I Games: Trevecca Nazarene 87 56

Belmont

Loss, Non-Conf, S Site, H Home A Away N Neutral

## Bethune-Cookman

Through Games Of Feb. 21, 2017

Average RPI Win:	280	WON-LOST	WINNING	LAST 10	STRENGTH OF	OPP. STRENGTH	TEAM	ADJ.	CONF.	ADJ CONF.
Average RPI Loss:	197	RECORD	PCT. RANK	GAMES	SCHEDULE	OF SCHEDULE	RPI	RPI	RPI	RPI
DIV. I ONLY	14- 9	112	9- 1	319	342	193	193	32	32	
DIV. I NON-CONF.	2- 8	288	0- 0	234	299	305	305	31	31	
TOTALS	RPI 1-25	RPI 26-50	W-L RECORDS	RPI 51-100	RPI 101-150	RPI 150+				
14- 9	0- 0	0- 0	OVERALL	0- 1	0- 3	14- 5				
7- 1	0- 0	0- 0	HOME	0- 0	0- 0	7- 1				
6- 7	0- 0	0- 0	AWAY	0- 1	0- 3	6- 3				
1- 1	0- 0	0- 0	NEUTRAL	0- 0	0- 0	1- 1				
2- 8	0- 0	0- 0	NON-CONFERENCE	0- 1	0- 3	2- 4				
1- 0	0- 0	0- 0	HOME	0- 0	0- 0	1- 0				
0- 7	0- 0	0- 0	AWAY	0- 1	0- 3	0- 3				
1- 1	0- 0	0- 0	NEUTRAL	0- 0	0- 0	1- 1				
12- 1	0- 0	0- 0	CONFERENCE	0- 0	0- 0	12- 1				
6- 1	0- 0	0- 0	HOME	0- 0	0- 0	6- 1				
6- 0	0- 0	0- 0	AWAY	0- 0	0- 0	6- 0				
0- 0	0- 0	0- 0	NEUTRAL	0- 0	0- 0	0- 0				

RPI 1-25				RPI 26-50				RPI 51-100				RPI 101+ Team's RPI: 193			
RPI	S	Opponent	Score	RPI	S	Opponent	Score	RPI	S	Opponent	Score	RPI	S	Opponent	Score
								94	A	Jacksonville	63 69	108	A	Clemson	38 59
												114	A	UCF	43 70
												117	A	Stetson	60 63
												192	H	Hampton	66 56
												204	N	SIUE	83 78
												227	A	Southern U.	59 61
												244	H	Howard	75 54
												245	A	UMES	61 33
												245	H	UMES	56 59
												261	N	Tennessee St.	60 69
												272	A	Norfolk St.	68 58
												272	H	Norfolk St.	53 44
												275	A	Coppin St.	76 56
												275	H	Coppin St.	71 52
												283	A	Prairie View	64 66
												286	A	Savannah St.	38 31
												298	H	North Florida	52 50
												327	A	Southeastern La.	63 75
												333	H	Morgan St.	50 48
												335	A	Florida A&M	64 41
												347	A	South Carolina St.	64 34
												348	H	Delaware St.	72 58
LAST 12 Division I GAMES:															
				272	H	Norfolk St.	53 44					272	A	Norfolk St.	68 58
				192	H	Hampton	66 56					245	H	UMES	56 59
				245	A	UMES	61 33					335	A	Florida A&M	64 41
				275	A	Coppin St.	76 56					347	A	South Carolina St.	64 34
				244	H	Howard	75 54					275	H	Coppin St.	71 52
				348	H	Delaware St.	72 58					333	H	Morgan St.	50 48

Non-Div I Games: Edward Waters 55 45 Flagler 76 53

Bethune-Cookman

Loss, Non-Conf, S Site, H Home A Away N Neutral



Binghamton

Through Games Of Feb. 21, 2017

Average RPI Win:	259	WON-LOST	WINNING	LAST 10	STRENGTH OF	OPP. STRENGTH	TEAM	ADJ.	CONF.	ADJ CONF.
Average RPI Loss:	143	RECORD	PCT. RANK	GAMES	SCHEDULE	OF SCHEDULE	RPI	RPI	RPI	RPI
DIV. I ONLY	10- 15	229	4- 6	160	280	214	214	22	22	
DIV. I NON-CONF.	3- 8	262	0- 0	98	307	207	207	22	22	
TOTALS	RPI 1-25	RPI 26-50	W-L RECORDS	RPI 51-100	RPI 101-150	RPI 150+				
10- 15	0- 0	0- 1	OVERALL	1- 3	1- 4	8- 7				
4- 8	0- 0	0- 0	HOME	0- 2	1- 2	3- 4				
6- 7	0- 0	0- 1	AWAY	1- 1	0- 2	5- 3				
0- 0	0- 0	0- 0	NEUTRAL	0- 0	0- 0	0- 0				
3- 8	0- 0	0- 1	NON-CONFERENCE	1- 1	0- 2	2- 4				
0- 5	0- 0	0- 0	HOME	0- 1	0- 1	0- 3				
3- 3	0- 0	0- 1	AWAY	1- 0	0- 1	2- 1				
0- 0	0- 0	0- 0	NEUTRAL	0- 0	0- 0	0- 0				
7- 7	0- 0	0- 0	CONFERENCE	0- 2	1- 2	6- 3				
4- 3	0- 0	0- 0	HOME	0- 1	1- 1	3- 1				
3- 4	0- 0	0- 0	AWAY	0- 1	0- 1	3- 2				
0- 0	0- 0	0- 0	NEUTRAL	0- 0	0- 0	0- 0				

RPI 1-25			RPI 26-50			RPI 51-100			RPI 101+			Team's RPI: 214			
RPI	S	Opponent	Score	RPI	S	Opponent	Score	RPI	S	Opponent	Score	RPI	S	Opponent	Score
49	A	Ohio	55 63	68	H	Bucknell	57 67	120	H	Cornell	51 54				
				70	A	New Hampshire	69 76	140	A	Yale	48 57				
				70	H	New Hampshire	62 70	141	H	Maine	58 52				
				85	A	Penn	61 48	142	A	Albany (NY)	63 80				
								142	H	Albany (NY)	61 67				
								162	H	Brown	72 83				
								172	A	Hartford	73 76				
								177	H	Columbia	65 75				
								178	A	Providence	58 71				
								198	H	Sacred Heart	69 77				
								201	A	UMBC	45 53				
								201	H	UMBC	69 62				
								255	A	Stony Brook	48 40				
								255	H	Stony Brook	59 74				
								282	A	Vermont	64 55				
								282	H	Vermont	76 61				
								314	A	NJIT	68 44				
								341	A	Fairleigh Dickinson	80 69				
								345	A	UMass Lowell	58 48				
								345	H	UMass Lowell	69 54				
LAST 12 Division I GAMES:															
255	H	Stony Brook	59 74	141	H	Maine	58 52								
70	A	New Hampshire	69 76	172	A	Hartford	73 76								
142	A	Albany (NY)	63 80	255	A	Stony Brook	48 40								
282	H	Vermont	76 61	142	H	Albany (NY)	61 67								
345	H	UMass Lowell	69 54	70	H	New Hampshire	62 70								
201	A	UMBC	45 53	282	A	Vermont	64 55								

Non-Div I Games: Georgian Court 74 53 Misericordia 77 54

Binghamton

Loss, Non-Conf, S Site, H Home A Away N Neutral

Average RPI Win:	172	WON-LOST	WINNING	LAST 10	STRENGTH OF	OPP. STRENGTH	TEAM	ADJ.	CONF.	ADJ CONF.
Average RPI Loss:	147	RECORD	PCT. RANK	GAMES	SCHEDULE	OF SCHEDULE	RPI	RPI	RPI	RPI
DIV. I ONLY	16- 7	71	6- 4	108	124	69	69	13	13	
DIV. I NON-CONF.	8- 1	19	0- 0	157	72	30	30	15	15	
TOTALS	RPI 1-25	RPI 26-50	W-L RECORDS	RPI 51-100	RPI 101-150	RPI 150+				
16- 7	0- 1	0- 0	OVERALL	2- 2	6- 1	8- 3				
10- 2	0- 0	0- 0	HOME	0- 2	3- 0	7- 0				
5- 5	0- 1	0- 0	AWAY	2- 0	2- 1	1- 3				
1- 0	0- 0	0- 0	NEUTRAL	0- 0	1- 0	0- 0				
8- 1	0- 1	0- 0	NON-CONFERENCE	1- 0	3- 0	4- 0				
5- 0	0- 0	0- 0	HOME	0- 0	1- 0	4- 0				
2- 1	0- 1	0- 0	AWAY	1- 0	1- 0	0- 0				
1- 0	0- 0	0- 0	NEUTRAL	0- 0	1- 0	0- 0				
8- 6	0- 0	0- 0	CONFERENCE	1- 2	3- 1	4- 3				
5- 2	0- 0	0- 0	HOME	0- 2	2- 0	3- 0				
3- 4	0- 0	0- 0	AWAY	1- 0	1- 1	1- 3				
0- 0	0- 0	0- 0	NEUTRAL	0- 0	0- 0	0- 0				

RPI 1-25				RPI 26-50				RPI 51-100				Team's RPI: 69		RPI 101+			
RPI	S	Opponent	Score	RPI	S	Opponent	Score	RPI	S	Opponent	Score		RPI	S	Opponent	Score	
7	A	Washington	66 92					52	A	Colorado St.	51 45		112	A	Wyoming	53 43	
								52	H	Colorado St.	53 60		112	H	Wyoming	64 54	
								88	H	UNLV	55 58		115	N	Charlotte	68 65	
								96	A	Washington St.	77 73		128	A	St. Mary's (CA)	83 78	
													133	H	Eastern Wash.	67 64	
													139	A	New Mexico	68 75	
													139	H	New Mexico	64 62	
													174	H	Fresno St.	67 66	
													190	A	Utah St.	63 65	
													190	H	Utah St.	76 56	
													195	H	San Jose St.	86 64	
													215	H	Seattle U	73 68	
													236	H	Portland St.	94 76	
													257	H	Portland	74 60	
													264	A	San Diego St.	77 84	
													268	H	Hawaii	61 49	
													290	A	Nevada	62 69	
													323	A	Air Force	69 59	
LAST 12 Division I GAMES:																	
				112	A	Wyoming	53 43					290	A	Nevada	62 69		
				139	H	New Mexico	64 62					195	H	San Jose St.	86 64		
				323	A	Air Force	69 59					139	A	New Mexico	68 75		
				190	A	Utah St.	63 65					174	H	Fresno St.	67 66		
				52	H	Colorado St.	53 60					264	A	San Diego St.	77 84		
				112	H	Wyoming	64 54					88	H	UNLV	55 58		

Non-Div I Games: Southern Ore. 89 45 Concordia Portland 71 40

Boise St.

■ Loss, 
■ Non-Conf, S Site, 
■ Home 
■ Away 
N Neutral

Average RPI Win:	200	WON-LOST	WINNING	LAST 10	STRENGTH OF	OPP. STRENGTH	TEAM	ADJ.	CONF.	ADJ CONF.
Average RPI Loss:	69	RECORD	PCT. RANK	GAMES	SCHEDULE	OF SCHEDULE	RPI	RPI	RPI	RPI
DIV. I ONLY	9- 18	260	1- 9	52	54	170	170	3	3	
DIV. I NON-CONF.	7- 6	157	0- 0	215	217	195	195	4	4	
TOTALS	RPI 1-25	RPI 26-50	W-L RECORDS	RPI 51-100	RPI 101-150	RPI 150+				
9- 18	0- 5	0- 4	OVERALL	0- 4	4- 3	5- 2				
6- 8	0- 3	0- 2	HOME	0- 2	2- 1	4- 0				
2- 9	0- 2	0- 2	AWAY	0- 1	2- 2	0- 2				
1- 1	0- 0	0- 0	NEUTRAL	0- 1	0- 0	1- 0				
7- 6	0- 0	0- 0	NON-CONFERENCE	0- 2	2- 2	5- 2				
5- 2	0- 0	0- 0	HOME	0- 1	1- 1	4- 0				
1- 3	0- 0	0- 0	AWAY	0- 0	1- 1	0- 2				
1- 1	0- 0	0- 0	NEUTRAL	0- 1	0- 0	1- 0				
2- 12	0- 5	0- 4	CONFERENCE	0- 2	2- 1	0- 0				
1- 6	0- 3	0- 2	HOME	0- 1	1- 0	0- 0				
1- 6	0- 2	0- 2	AWAY	0- 1	1- 1	0- 0				
0- 0	0- 0	0- 0	NEUTRAL	0- 0	0- 0	0- 0				

RPI 1-25				RPI 26-50				RPI 51-100				RPI 101+ Team's RPI: 170			
RPI	S	Opponent	Score	RPI	S	Opponent	Score	RPI	S	Opponent	Score	RPI	S	Opponent	Score
2	H	Notre Dame	69 80	31	A	Syracuse	52 79	53	H	Georgia Tech	67 71	107	A	North Carolina	88 77
7	H	Duke	44 67	31	H	Syracuse	45 72	60	A	Wake Forest	55 71	108	H	Clemson	60 48
11	H	Florida St.	53 85	37	H	North Carolina St.	58 70	74	H	Penn St.	56 60	119	A	Fordham	49 56
13	A	Louisville	43 68	45	A	Virginia	55 62	92	N	SMU	64 72	128	H	St. Mary's (CA)	54 62
16	A	Miami (FL)	51 58									140	A	Yale	71 64
												141	H	Maine	64 53
												145	A	Pittsburgh	43 56
												172	A	Hartford	56 65
												178	H	Providence	57 53
												207	A	Seton Hall	66 71
												239	H	Dartmouth	65 53
												240	H	Boston U.	67 49
												318	H	Central Conn. St.	66 46
												326	N	St. Francis Brooklyn	73 58
LAST 12 Division I GAMES:															
37	H	North Carolina St.	58 70	60	A	Wake Forest	55 71								
13	A	Louisville	43 68	7	H	Duke	44 67								
107	A	North Carolina	88 77	2	H	Notre Dame	69 80								
31	H	Syracuse	45 72	45	A	Virginia	55 62								
11	H	Florida St.	53 85	53	H	Georgia Tech	67 71								
16	A	Miami (FL)	51 58	31	A	Syracuse	52 79								

Non-Div I Games:

Boston College

■ Loss, 
 ■ Non-Conf, 
 ■ S Site, 
 ■ H Home 
 ■ A Away 
 N Neutral

Average RPI Win: <b>289</b>	WON-LOST	WINNING	LAST 10	STRENGTH OF	OPP. STRENGTH	TEAM	ADJ.	CONF.	ADJ CONF.
Average RPI Loss: <b>134</b>	RECORD	PCT. RANK	GAMES	SCHEDULE	OF SCHEDULE	RPI	RPI	RPI	RPI
DIV. I ONLY	<b>11- 15</b>	<b>220</b>	<b>6- 4</b>	<b>268</b>	<b>209</b>	<b>240</b>	<b>240</b>	<b>23</b>	<b>23</b>
DIV. I NON-CONF.	<b>2- 9</b>	<b>293</b>	<b>0- 0</b>	<b>222</b>	<b>153</b>	<b>316</b>	<b>316</b>	<b>25</b>	<b>25</b>
TOTALS	RPI 1-25	RPI 26-50	W-L RECORDS	RPI 51-100	RPI 101-150	RPI 150+			
11- 15	0- 0	0- 2	OVERALL	0- 3	0- 4	11- 6			
7- 5	0- 0	0- 1	HOME	0- 2	0- 1	7- 1			
4- 9	0- 0	0- 1	AWAY	0- 1	0- 2	4- 5			
0- 1	0- 0	0- 0	NEUTRAL	0- 0	0- 1	0- 0			
2- 9	0- 0	0- 2	NON-CONFERENCE	0- 1	0- 2	2- 4			
2- 3	0- 0	0- 1	HOME	0- 1	0- 0	2- 1			
0- 5	0- 0	0- 1	AWAY	0- 0	0- 1	0- 3			
0- 1	0- 0	0- 0	NEUTRAL	0- 0	0- 1	0- 0			
9- 6	0- 0	0- 0	CONFERENCE	0- 2	0- 2	9- 2			
5- 2	0- 0	0- 0	HOME	0- 1	0- 1	5- 0			
4- 4	0- 0	0- 0	AWAY	0- 1	0- 1	4- 2			
0- 0	0- 0	0- 0	NEUTRAL	0- 0	0- 0	0- 0			

RPI S	Opponent	Score	RPI S	Opponent	Score	RPI S	Opponent	Score	RPI S	Opponent	Score	Team's RPI: 240
27	H Harvard	52 <b>65</b>	68	A Bucknell	56 <b>73</b>	118	A Navy	41 <b>55</b>				
28	A Arizona St.	42 <b>71</b>	68	H Bucknell	50 <b>66</b>	118	H Navy	59 <b>62</b>				
			70	H New Hampshire	51 <b>59</b>	121	N Long Beach St.	48 <b>61</b>				
						142	A Albany (NY)	54 <b>69</b>				
						153	A Northeastern	59 <b>78</b>				
						170	A Boston College	49 <b>67</b>				
						210	A American	62 <b>73</b>				
						210	H American	71 62				
						226	A Marist	57 <b>76</b>				
						239	H Dartmouth	49 <b>61</b>				
						253	A Colgate	87 <b>96</b>				
						253	H Colgate	65 51				
						262	A Loyola Maryland	67 55				
						262	H Loyola Maryland	61 58				
						293	H Massachusetts	64 60				
						302	A Lehigh	69 64				
						302	H Lehigh	64 50				
						312	A Holy Cross	66 49				
						320	A Lafayette	75 58				
						320	H Lafayette	68 50				
						345	H UMass Lowell	66 56				
LAST 12 Division I GAMES:												
68	A Bucknell	56 <b>73</b>	302	H Lehigh	64 50							
253	H Colgate	65 51	68	H Bucknell	50 <b>66</b>							
262	A Loyola Maryland	67 55	253	A Colgate	87 <b>96</b>							
210	H American	71 62	262	H Loyola Maryland	61 58							
320	A Lafayette	75 58	210	A American	62 <b>73</b>							
118	A Navy	41 <b>55</b>	320	H Lafayette	68 50							

Non-Div I Games:

Boston U.

■ Loss, 
 ■ Non-Conf, S Site, 
 ■ Home 
 ■ Away 
 N Neutral

## Bowling Green

Through Games Of Feb. 21, 2017

Average RPI Win:	265	WON-LOST	WINNING	LAST 10	STRENGTH OF	OPP. STRENGTH	TEAM	ADJ.	CONF.	ADJ CONF.
Average RPI Loss:	121	RECORD	PCT. RANK	GAMES	SCHEDULE	OF SCHEDULE	RPI	RPI	RPI	RPI
DIV. I ONLY	5- 18	313	2- 8	127	122	258	258	10	10	
DIV. I NON-CONF.	2- 7	284	0- 0	243	67	301	301	11	11	
TOTALS	RPI 1-25	RPI 26-50	W-L RECORDS	RPI 51-100	RPI 101-150	RPI 150+				
5- 18	0- 1	0- 3	OVERALL	0- 6	0- 3	5- 5				
1- 9	0- 0	0- 3	HOME	0- 2	0- 2	1- 2				
2- 8	0- 1	0- 0	AWAY	0- 3	0- 1	2- 3				
2- 1	0- 0	0- 0	NEUTRAL	0- 1	0- 0	2- 0				
2- 7	0- 1	0- 1	NON-CONFERENCE	0- 2	0- 1	2- 2				
0- 3	0- 0	0- 1	HOME	0- 0	0- 1	0- 1				
0- 3	0- 1	0- 0	AWAY	0- 1	0- 0	0- 1				
2- 1	0- 0	0- 0	NEUTRAL	0- 1	0- 0	2- 0				
3- 11	0- 0	0- 2	CONFERENCE	0- 4	0- 2	3- 3				
1- 6	0- 0	0- 2	HOME	0- 2	0- 1	1- 1				
2- 5	0- 0	0- 0	AWAY	0- 2	0- 1	2- 2				
0- 0	0- 0	0- 0	NEUTRAL	0- 0	0- 0	0- 0				






























































RPI 1-25				RPI 26-50				RPI 51-100				RPI 101+ Team's RPI: 258			
RPI	S	Opponent	Score	RPI	S	Opponent	Score	RPI	S	Opponent	Score	RPI	S	Opponent	Score
13	A	Louisville	58 83	40	H	Central Mich.	65 76	79	H	Buffalo	50 61	130	A	Ball St.	70 91
				45	H	Virginia	47 67	82	H	Northern Ill.	76 89	130	H	Ball St.	53 75
				49	H	Ohio	58 69	84	A	Toledo	59 74	137	H	Cincinnati	58 68
								86	A	Virginia Tech	51 98	176	A	Western Mich.	58 75
								89	N	Chattanooga	49 54	176	H	Western Mich.	53 74
								100	A	Kent St.	78 80	181	H	Cleveland St.	56 64
												222	A	Akron	62 58
												222	H	Akron	86 50
												238	A	Miami (OH)	61 59
												287	A	Eastern Mich.	74 81
												297	A	Eastern Ky.	55 57
												320	N	Lafayette	69 42
												325	N	Saint Peter's	73 68
LAST 12 Division I GAMES:															
238	A	Miami (OH)	61 59	287	A	Eastern Mich.	74 81								
176	H	Western Mich.	53 74	130	H	Ball St.	53 75								
84	A	Toledo	59 74	79	H	Buffalo	50 61								
130	A	Ball St.	70 91	40	H	Central Mich.	65 76								
222	H	Akron	86 50	176	A	Western Mich.	58 75								
100	A	Kent St.	78 80	222	A	Akron	62 58								

Non-Div I Games: Ohio Valley 82 46 Davis & Elkins 73 46 Malone 65 78

Bowling Green

Loss, Non-Conf, S Site, H Home A Away N Neutral

Average RPI Win: <b>243</b>	WON-LOST	WINNING	LAST 10	STRENGTH OF	OPP. STRENGTH	TEAM	ADJ.	CONF.	ADJ CONF.
Average RPI Loss: <b>132</b>	RECORD	PCT. RANK	GAMES	SCHEDULE	OF SCHEDULE	RPI	RPI	RPI	RPI
DIV. I ONLY	9- 16	252	5- 5	144	195	221	221	16	16
DIV. I NON-CONF.	3- 7	250	0- 0	120	224	204	204	14	14
TOTALS	RPI 1-25	RPI 26-50	W-L RECORDS	RPI 51-100	RPI 101-150	RPI 150+			
9- 16	0- 0	0- 3	OVERALL	0- 5	0- 1	9- 7			
5- 7	0- 0	0- 2	HOME	0- 2	0- 1	5- 2			
4- 9	0- 0	0- 1	AWAY	0- 3	0- 0	4- 5			
0- 0	0- 0	0- 0	NEUTRAL	0- 0	0- 0	0- 0			
3- 7	0- 0	0- 1	NON-CONFERENCE	0- 3	0- 1	3- 2			
1- 3	0- 0	0- 1	HOME	0- 1	0- 1	1- 0			
2- 4	0- 0	0- 0	AWAY	0- 2	0- 0	2- 2			
0- 0	0- 0	0- 0	NEUTRAL	0- 0	0- 0	0- 0			
6- 9	0- 0	0- 2	CONFERENCE	0- 2	0- 0	6- 5			
4- 4	0- 0	0- 1	HOME	0- 1	0- 0	4- 2			
2- 5	0- 0	0- 1	AWAY	0- 1	0- 0	2- 3			
0- 0	0- 0	0- 0	NEUTRAL	0- 0	0- 0	0- 0			

RPI S	Opponent	Score	RPI S	Opponent	Score	RPI S	Opponent	Score	RPI S	Opponent	Score	Team's RPI: 221
			33   Green Bay	43  68	62  UNI	50  70	103  Saint Louis	58  68				
			35  Drake	46  98	62  UNI	53  72	157  Missouri St.	75 73				
			35  Drake	60  93	78  Western Ill.	77  91	157  Missouri St.	62 56				
					82  Northern Ill.	51  81	160  Detroit Mercy	70 60				
					100  Kent St.	52  77	176  Western Mich.	64  83				
							184  Southern Ill.	57  66				
							199  Wichita St.	54  65				
							199  Wichita St.	69  76				
							205  Indiana St.	51  58				
							205  Indiana St.	54 41				
							250  Butler	56  58				
							259  Evansville	56 52				
							300  Valparaiso	67 56				
							307  Illinois St.	63  71				
							315  Loyola Chicago	60 53				
							315  Loyola Chicago	72 45				
							317  Ill.-Chicago	65 56				
LAST 12 Division I GAMES:												
199  Wichita St.	69  76	259  Evansville	56 52									
157  Missouri St.	62 56	184  Southern Ill.	57  66									
35  Drake	46  98	157  Missouri St.	75 73									
62  UNI	50  70	199  Wichita St.	54  65									
205  Indiana St.	54 41	62  UNI	53  72									
315  Loyola Chicago	72 45	35  Drake	60  93									

Non-Div I Games: Eureka 103 59

Bradley

Average RPI Win: <b>220</b>	WON-LOST	WINNING	LAST 10	STRENGTH OF	OPP. STRENGTH	TEAM	ADJ.	CONF.	ADJ CONF.
Average RPI Loss: <b>152</b>	RECORD	PCT. RANK	GAMES	SCHEDULE	OF SCHEDULE	RPI	RPI	RPI	RPI
DIV. I ONLY	13- 9	128	5- 5	219	199	162	162	8	8
DIV. I NON-CONF.	8- 4	97	1- 0	337	317	214	214	9	9
TOTALS	RPI 1-25	RPI 26-50	W-L RECORDS	RPI 51-100	RPI 101-150	RPI 150+			
13- 9	0- 0	0- 1	OVERALL	0- 2	3- 3	10- 3			
7- 4	0- 0	0- 0	HOME	0- 1	2- 1	5- 2			
6- 5	0- 0	0- 1	AWAY	0- 1	1- 2	5- 1			
0- 0	0- 0	0- 0	NEUTRAL	0- 0	0- 0	0- 0			
8- 4	0- 0	0- 0	NON-CONFERENCE	0- 0	0- 1	8- 3			
4- 2	0- 0	0- 0	HOME	0- 0	0- 0	4- 2			
4- 2	0- 0	0- 0	AWAY	0- 0	0- 1	4- 1			
0- 0	0- 0	0- 0	NEUTRAL	0- 0	0- 0	0- 0			
5- 5	0- 0	0- 1	CONFERENCE	0- 2	3- 2	2- 0			
3- 2	0- 0	0- 0	HOME	0- 1	2- 1	1- 0			
2- 3	0- 0	0- 1	AWAY	0- 1	1- 1	1- 0			
0- 0	0- 0	0- 0	NEUTRAL	0- 0	0- 0	0- 0			

RPI S	Opponent	Score	RPI S	Opponent	Score	RPI S	Opponent	Score	RPI S	Opponent	Score	Team's RPI: 162
27	A Harvard	59 <b>69</b>	85	A Penn	60 <b>86</b>	110	A Princeton	98 88				
			85	H Penn	68 <b>71</b>	110	H Princeton	75 <b>81</b>				
						120	H Cornell	72 67				
						135	A VCU	72 <b>85</b>				
						140	A Yale	51 <b>73</b>				
						140	H Yale	76 73				
						177	H Columbia	69 60				
						178	H Providence	77 70				
						198	A Sacred Heart	80 66				
						214	A Binghamton	83 72				
						239	A Dartmouth	65 62				
						244	H Howard	83 78				
						253	H Colgate	62 <b>67</b>				
						263	H Manhattan	57 <b>58</b>				
						273	A Bryant	67 <b>70</b>				
						282	A Vermont	62 50				
						304	H Rhode Island	76 65				
						325	H Saint Peter's	80 71				
						333	A Morgan St.	68 51				
LAST 12 Division I GAMES:												
110	H Princeton	75 <b>81</b>	140	A Yale	51 <b>73</b>							
85	H Penn	68 <b>71</b>	140	H Yale	76 73							
239	A Dartmouth	65 62	85	A Penn	60 <b>86</b>							
27	A Harvard	59 <b>69</b>	110	A Princeton	98 88							
177	H Columbia	69 60	333	A Morgan St.	68 51							
120	H Cornell	72 67	135	A VCU	72 <b>85</b>							

Non-Div I Games: Rhode Island Col. 90 44

Brown

■ Loss, 
 ■ Non-Conf, 
 ■ S Site, 
 ■ H Home 
 ■ A Away 
 N Neutral

Average RPI Win: <b>297</b>	WON-LOST	WINNING	LAST 10	STRENGTH OF	OPP. STRENGTH	TEAM	ADJ.	CONF.	ADJ CONF.
Average RPI Loss: <b>216</b>	RECORD	PCT. RANK	GAMES	SCHEDULE	OF SCHEDULE	RPI	RPI	RPI	RPI
DIV. I ONLY	<b>14- 13</b>	<b>165</b>	<b>5- 5</b>	<b>342</b>	<b>332</b>	<b>273</b>	<b>273</b>	<b>31</b>	<b>31</b>
DIV. I NON-CONF.	<b>5- 6</b>	<b>186</b>	<b>0- 0</b>	<b>336</b>	<b>203</b>	<b>284</b>	<b>284</b>	<b>32</b>	<b>32</b>
TOTALS	RPI 1-25	RPI 26-50	W-L RECORDS	RPI 51-100	RPI 101-150	RPI 150+			
14- 13	0- 0	0- 0	OVERALL	0- 1	0- 2	14- 10			
10- 2	0- 0	0- 0	HOME	0- 0	0- 1	10- 1			
3- 10	0- 0	0- 0	AWAY	0- 1	0- 1	3- 8			
1- 1	0- 0	0- 0	NEUTRAL	0- 0	0- 0	1- 1			
5- 6	0- 0	0- 0	NON-CONFERENCE	0- 1	0- 2	5- 3			
3- 1	0- 0	0- 0	HOME	0- 0	0- 1	3- 0			
1- 4	0- 0	0- 0	AWAY	0- 1	0- 1	1- 2			
1- 1	0- 0	0- 0	NEUTRAL	0- 0	0- 0	1- 1			
9- 7	0- 0	0- 0	CONFERENCE	0- 0	0- 0	9- 7			
7- 1	0- 0	0- 0	HOME	0- 0	0- 0	7- 1			
2- 6	0- 0	0- 0	AWAY	0- 0	0- 0	2- 6			
0- 0	0- 0	0- 0	NEUTRAL	0- 0	0- 0	0- 0			

RPI S	Opponent	Score	RPI S	Opponent	Score	RPI S	Opponent	Score	RPI S	Opponent	Score	Team's RPI: 273
						70	A New Hampshire	60 62	141	H Maine	52 77	
									145	A Pittsburgh	60 76	
									162	H Brown	70 67	
									178	N Providence	51 62	
									198	A Sacred Heart	59 66	
									198	H Sacred Heart	53 65	
									209	A Robert Morris	46 62	
									209	H Robert Morris	62 59	
									212	A Rutgers	42 50	
									243	A Saint Francis (PA)	67 79	
									243	H Saint Francis (PA)	85 70	
									280	A Mt. St. Mary's	53 61	
									280	H Mt. St. Mary's	78 62	
									282	A Vermont	63 57	
									293	A Massachusetts	62 68	
									304	N Rhode Island	62 56	
									312	H Holy Cross	76 74	
									318	A Central Conn. St.	52 53	
									326	A St. Francis Brooklyn	47 63	
									326	H St. Francis Brooklyn	63 54	
									334	A LIU Brooklyn	62 53	
									334	H LIU Brooklyn	57 53	
									338	H Wagner	70 61	
									341	A Fairleigh Dickinson	56 48	
									341	H Fairleigh Dickinson	50 48	
									345	H UMass Lowell	73 62	
LAST 12 Division I GAMES:												
209	H	Robert Morris	62	59	341	H	Fairleigh Dickinson	50	48			
243	H	Saint Francis (PA)	85	70	318	A	Central Conn. St.	52	53			
334	H	LIU Brooklyn	57	53	243	A	Saint Francis (PA)	67	79			
326	H	St. Francis Brooklyn	63	54	209	A	Robert Morris	46	62			
280	A	Mt. St. Mary's	53	61	338	H	Wagner	70	61			
198	A	Sacred Heart	59	66	198	H	Sacred Heart	53	65			

Non-Div I Games:

Bryant



Average RPI Win: <b>221</b>	WON-LOST	WINNING	LAST 10	STRENGTH OF	OPP. STRENGTH	TEAM	ADJ.	CONF.	ADJ CONF.
Average RPI Loss: <b>173</b>	RECORD	PCT. RANK	GAMES	SCHEDULE	OF SCHEDULE	RPI	RPI	RPI	RPI
DIV. I ONLY	21- 5	20	8- 2	249	218	68	68	23	23
DIV. I NON-CONF.	8- 3	67	0- 0	250	84	83	83	25	25
TOTALS	RPI 1-25	RPI 26-50	W-L RECORDS	RPI 51-100	RPI 101-150	RPI 150+			
21- 5	0- 0	0- 1	OVERALL	1- 0	2- 1	18- 3			
12- 0	0- 0	0- 0	HOME	1- 0	1- 0	10- 0			
9- 5	0- 0	0- 0	AWAY	0- 0	1- 0	8- 0			
0- 0	0- 0	0- 0	NEUTRAL	0- 0	0- 0	0- 0			
8- 3	0- 0	0- 1	NON-CONFERENCE	1- 0	1- 1	6- 1			
4- 0	0- 0	0- 0	HOME	1- 0	0- 0	3- 0			
4- 3	0- 0	0- 1	AWAY	0- 0	1- 1	3- 1			
0- 0	0- 0	0- 0	NEUTRAL	0- 0	0- 0	0- 0			
13- 2	0- 0	0- 0	CONFERENCE	0- 0	1- 0	12- 2			
8- 0	0- 0	0- 0	HOME	0- 0	1- 0	7- 0			
5- 2	0- 0	0- 0	AWAY	0- 0	0- 0	5- 2			
0- 0	0- 0	0- 0	NEUTRAL	0- 0	0- 0	0- 0			

RPI S	Opponent	Score	RPI S	Opponent	Score	RPI S	Opponent	Score	RPI S	Opponent	Score
			26	A Elon	58 64	54	H Drexel	78 66	102	A Saint Joseph's	64 61
									107	A North Carolina	50 65
									118	H Navy	67 64
									156	A Army West Point	60 56
									156	H Army West Point	68 62
									181	H Cleveland St.	77 66
									210	A American	47 59
									210	H American	73 67
									212	A Rutgers	53 57
									214	A Binghamton	67 57
									222	A Akron	61 47
									233	A St. Bonaventure	57 35
									240	A Boston U.	66 50
									240	H Boston U.	73 56
									253	A Colgate	79 49
									253	H Colgate	79 56
									262	A Loyola Maryland	72 66
									262	H Loyola Maryland	57 39
									263	H Manhattan	69 64
									302	A Lehigh	77 58
									302	H Lehigh	73 54
									312	A Holy Cross	51 63
									312	H Holy Cross	77 48
									314	H NJIT	67 36
LAST 12 Division I GAMES:											
			240	H Boston U.	73 56	156	H Army West Point	68 62			
			262	H Loyola Maryland	57 39	240	A Boston U.	66 50			
			253	A Colgate	79 49	262	A Loyola Maryland	72 66			
			302	H Lehigh	73 54	253	H Colgate	79 56			
			312	A Holy Cross	51 63	302	A Lehigh	77 58			
			210	A American	47 59	312	H Holy Cross	77 48			

Non-Div I Games:

Bucknell

■ Loss, 
 ■ Non-Conf, S Site, 
 ■ Home 
 ■ Away 
 N Neutral

Average RPI Win:	200	WON-LOST	WINNING	LAST 10	STRENGTH OF	OPP. STRENGTH	TEAM	ADJ.	CONF.	ADJ CONF.
Average RPI Loss:	71	RECORD	PCT. RANK	GAMES	SCHEDULE	OF SCHEDULE	RPI	RPI	RPI	RPI
DIV. I ONLY	18- 7	59	7- 3	125	131	79	79	10	10	
DIV. I NON-CONF.	10- 1	15	0- 0	191	197	51	51	11	11	
TOTALS	RPI 1-25	RPI 26-50	W-L RECORDS	RPI 51-100	RPI 101-150	RPI 150+				
18- 7	0- 0	1- 3	OVERALL	1- 3	3- 1	13- 0				
11- 3	0- 0	1- 0	HOME	1- 2	1- 1	8- 0				
7- 3	0- 0	0- 2	AWAY	0- 1	2- 0	5- 0				
0- 1	0- 0	0- 1	NEUTRAL	0- 0	0- 0	0- 0				
10- 1	0- 0	0- 1	NON-CONFERENCE	0- 0	3- 0	7- 0				
7- 0	0- 0	0- 0	HOME	0- 0	1- 0	6- 0				
3- 0	0- 0	0- 0	AWAY	0- 0	2- 0	1- 0				
0- 1	0- 0	0- 1	NEUTRAL	0- 0	0- 0	0- 0				
8- 6	0- 0	1- 2	CONFERENCE	1- 3	0- 1	6- 0				
4- 3	0- 0	1- 0	HOME	1- 2	0- 1	2- 0				
4- 3	0- 0	0- 2	AWAY	0- 1	0- 0	4- 0				
0- 0	0- 0	0- 0	NEUTRAL	0- 0	0- 0	0- 0				

RPI S	Opponent	Score	RPI S	Opponent	Score	RPI S	Opponent	Score	RPI S	Opponent	Score
27	N Harvard	62 74	27	N Harvard	62 74	82	H Northern Ill.	80 89	114	H UCF	66 65
40	A Central Mich.	71 88	40	A Central Mich.	71 88	84	A Toledo	63 85	119	A Fordham	58 54
40	H Central Mich.	67 56	40	H Central Mich.	67 56	84	H Toledo	64 73	130	H Ball St.	75 89
49	A Ohio	55 83	49	A Ohio	55 83	100	H Kent St.	77 62	134	A Duquesne	71 69
									176	A Western Mich.	62 47
									180	H Hofstra	74 50
									198	H Sacred Heart	76 55
									222	H Akron	81 51
									233	H St. Bonaventure	68 47
									238	A Miami (OH)	68 51
									238	H Miami (OH)	71 45
									242	H Niagara	73 63
									258	A Bowling Green	61 50
									260	A Canisius	65 52
									263	H Manhattan	73 39
									287	A Eastern Mich.	56 52
									293	H Massachusetts	61 47
LAST 12 Division I GAMES:											
222	H Akron	81 51	130	H Ball St.	75 89						
287	A Eastern Mich.	56 52	40	H Central Mich.	67 56						
82	H Northern Ill.	80 89	258	A Bowling Green	61 50						
100	H Kent St.	77 62	238	A Miami (OH)	68 51						
84	A Toledo	63 85	84	H Toledo	64 73						
176	A Western Mich.	62 47	40	A Central Mich.	71 88						

Non-Div I Games:

Buffalo

■ Loss, 
■ Non-Conf, 
■ S Site, 
■ H Home 
■ A Away 
N Neutral

Average RPI Win:	228	WON-LOST	WINNING	LAST 10	STRENGTH OF	OPP. STRENGTH	TEAM	ADJ.	CONF.	ADJ CONF.
Average RPI Loss:	94	RECORD	PCT. RANK	GAMES	SCHEDULE	OF SCHEDULE	RPI	RPI	RPI	RPI
DIV. I ONLY	5- 22	322	0- 10	71	78	250	250	7	7	
DIV. I NON-CONF.	3- 8	262	0- 0	156	148	281	281	7	7	
TOTALS	RPI 1-25	RPI 26-50	W-L RECORDS	RPI 51-100	RPI 101-150	RPI 150+				
5- 22	0- 3	0- 4	OVERALL	0- 6	0- 4	5- 5				
4- 10	0- 1	0- 2	HOME	0- 3	0- 2	4- 2				
1- 12	0- 2	0- 2	AWAY	0- 3	0- 2	1- 3				
0- 0	0- 0	0- 0	NEUTRAL	0- 0	0- 0	0- 0				
3- 8	0- 0	0- 2	NON-CONFERENCE	0- 0	0- 4	3- 2				
3- 4	0- 0	0- 1	HOME	0- 0	0- 2	3- 1				
0- 4	0- 0	0- 1	AWAY	0- 0	0- 2	0- 1				
0- 0	0- 0	0- 0	NEUTRAL	0- 0	0- 0	0- 0				
2- 14	0- 3	0- 2	CONFERENCE	0- 6	0- 0	2- 3				
1- 6	0- 1	0- 1	HOME	0- 3	0- 0	1- 1				
1- 8	0- 2	0- 1	AWAY	0- 3	0- 0	1- 2				
0- 0	0- 0	0- 0	NEUTRAL	0- 0	0- 0	0- 0				

RPI	S	Opponent	Score	RPI	S	Opponent	Score	RPI	S	Opponent	Score	RPI	S	Opponent	Score	Team's RPI: 250
17	A	DePaul	69 100	33	A	Green Bay	34 61	55	A	Villanova	58 61	114	H	UCF	59 66	
17	H	DePaul	62 92	34	H	South Fla.	59 74	55	H	Villanova	69 70	130	H	Ball St.	50 74	
19	A	Creighton	52 67	39	A	Marquette	53 91	58	A	Georgetown	72 83	136	A	TCU	47 73	
				39	H	Marquette	66 72	58	H	Georgetown	52 58	143	A	Arkansas	50 68	
								72	A	St. John's (NY)	55 62	178	A	Providence	51 68	
								72	H	St. John's (NY)	41 62	186	A	Xavier	65 62	
												186	H	Xavier	43 53	
												191	H	ETSU	59 68	
												205	H	Indiana St.	66 48	
												207	A	Seton Hall	63 65	
												207	H	Seton Hall	79 58	
												211	A	Wisconsin	55 60	
												221	H	Bradley	58 56	
												322	H	Fort Wayne	70 64	
LAST 12 Division I GAMES:																
55	A	Villanova	58 61	72	A	St. John's (NY)	55 62									
58	A	Georgetown	72 83	58	H	Georgetown	52 58									
17	H	DePaul	62 92	55	H	Villanova	69 70									
39	H	Marquette	66 72	39	A	Marquette	53 91									
186	H	Xavier	43 53	17	A	DePaul	69 100									
207	A	Seton Hall	63 65	186	A	Xavier	65 62									

Non-Div I Games:

Butler

■ Loss, 
■ Non-Conf, 
■ S Site, 
■ H Home 
■ A Away 
N Neutral

CSU Bakersfield

Through Games Of Feb. 21, 2017

Average RPI Win:	289	WON-LOST	WINNING	LAST 10	STRENGTH OF	OPP. STRENGTH	TEAM	ADJ.	CONF.	ADJ CONF.
Average RPI Loss:	172	RECORD	PCT. RANK	GAMES	SCHEDULE	OF SCHEDULE	RPI	RPI	RPI	RPI
DIV. I ONLY	10- 13	214	7- 3	304	267	278	278	29	29	
DIV. I NON-CONF.	3- 9	275	1- 0	305	108	314	314	29	29	
TOTALS	RPI 1-25	RPI 26-50	W-L RECORDS	RPI 51-100	RPI 101-150	RPI 150+				
10- 13	0- 1	0- 1	OVERALL	0- 2	0- 0	10- 9				
7- 6	0- 1	0- 0	HOME	0- 1	0- 0	7- 4				
3- 7	0- 0	0- 1	AWAY	0- 1	0- 0	3- 5				
0- 0	0- 0	0- 0	NEUTRAL	0- 0	0- 0	0- 0				
3- 9	0- 1	0- 1	NON-CONFERENCE	0- 2	0- 0	3- 5				
2- 4	0- 1	0- 0	HOME	0- 1	0- 0	2- 2				
1- 5	0- 0	0- 1	AWAY	0- 1	0- 0	1- 3				
0- 0	0- 0	0- 0	NEUTRAL	0- 0	0- 0	0- 0				
7- 4	0- 0	0- 0	CONFERENCE	0- 0	0- 0	7- 4				
5- 2	0- 0	0- 0	HOME	0- 0	0- 0	5- 2				
2- 2	0- 0	0- 0	AWAY	0- 0	0- 0	2- 2				
0- 0	0- 0	0- 0	NEUTRAL	0- 0	0- 0	0- 0				

RPI 1-25				RPI 26-50				RPI 51-100				RPI 101+ Team's RPI: 278			
RPI	S	Opponent	Score	RPI	S	Opponent	Score	RPI	S	Opponent	Score	RPI	S	Opponent	Score
9	H	Stanford	56 77	30	A	Oregon	62 77	64	H	South Dakota	60 75	164	A	New Mexico St.	55 69
								71	A	California	63 86	164	H	New Mexico St.	55 64
												167	H	UC Riverside	66 71
												215	A	Seattle U	47 54
												215	H	Seattle U	52 63
												218	H	Grand Canyon	74 59
												231	A	Pacific	61 91
												251	A	UTRGV	67 61
												251	H	UTRGV	74 46
												266	H	Cal Poly	57 49
												268	H	Hawaii	58 51
												292	H	Southern Utah	59 65
												301	A	UTEP	61 74
												309	A	Pepperdine	57 62
												319	H	UMKC	52 33
												321	A	UC Irvine	86 66
												331	A	Utah Valley	63 59
												331	H	Utah Valley	55 39
												337	H	Chicago St.	83 48
LAST 12 Division I GAMES:															
215	H	Seattle U	52 63	337	H	Chicago St.	83 48								
331	H	Utah Valley	55 39	331	A	Utah Valley	63 59								
251	A	UTRGV	67 61	164	H	New Mexico St.	55 64								
164	A	New Mexico St.	55 69	251	H	UTRGV	74 46								
218	H	Grand Canyon	74 59	215	A	Seattle U	47 54								
319	H	UMKC	52 33	266	H	Cal Poly	57 49								

Non-Div I Games: Stanislaus St. 78 51 Fresno Pacific 84 61

CSU Bakersfield

Loss, Non-Conf, S Site, H Home A Away N Neutral

Average RPI Win:	226	WON-LOST	WINNING	LAST 10	STRENGTH OF	OPP. STRENGTH	TEAM	ADJ.	CONF.	ADJ CONF.
Average RPI Loss:	159	RECORD	PCT. RANK	GAMES	SCHEDULE	OF SCHEDULE	RPI	RPI	RPI	RPI
DIV. I ONLY	15- 11	132	7- 3	227	196	169	169	25	25	
DIV. I NON-CONF.	7- 7	165	0- 0	117	149	145	145	23	23	
TOTALS	RPI 1-25	RPI 26-50	W-L RECORDS	RPI 51-100	RPI 101-150	RPI 150+				
15- 11	0- 2	0- 1	OVERALL	0- 1	2- 2	13- 5				
7- 6	0- 0	0- 1	HOME	0- 1	1- 1	6- 3				
8- 5	0- 2	0- 0	AWAY	0- 0	1- 1	7- 2				
0- 0	0- 0	0- 0	NEUTRAL	0- 0	0- 0	0- 0				
7- 7	0- 2	0- 1	NON-CONFERENCE	0- 1	1- 1	6- 2				
2- 5	0- 0	0- 1	HOME	0- 1	0- 1	2- 2				
5- 2	0- 2	0- 0	AWAY	0- 0	1- 0	4- 0				
0- 0	0- 0	0- 0	NEUTRAL	0- 0	0- 0	0- 0				
8- 4	0- 0	0- 0	CONFERENCE	0- 0	1- 1	7- 3				
5- 1	0- 0	0- 0	HOME	0- 0	1- 0	4- 1				
3- 3	0- 0	0- 0	AWAY	0- 0	0- 1	3- 2				
0- 0	0- 0	0- 0	NEUTRAL	0- 0	0- 0	0- 0				

RPI 1-25				RPI 26-50				RPI 51-100				RPI 101+ Team's RPI: 169			
RPI	S	Opponent	Score	RPI	S	Opponent	Score	RPI	S	Opponent	Score	RPI	S	Opponent	Score
7	A	Washington	44 101	41	H	Michigan St.	59 63	85	H	Penn	36 47	101	A	UC Davis	65 81
9	A	Stanford	54 88									121	H	Long Beach St.	63 56
												128	A	St. Mary's (CA)	73 61
												133	H	Eastern Wash.	57 71
												160	H	Detroit Mercy	76 67
												167	A	UC Riverside	70 67
												174	A	Fresno St.	61 57
												215	A	Seattle U	68 64
												219	A	Weber St.	89 78
												229	H	San Diego	67 76
												234	A	UC Santa Barbara	62 55
												234	H	UC Santa Barbara	75 61
												236	H	Portland St.	99 72
												266	A	Cal Poly	68 79
												266	H	Cal Poly	63 70
												268	A	Hawaii	60 49
												268	H	Hawaii	67 56
												292	H	Southern Utah	71 77
												306	A	Northern Ariz.	83 79
												321	A	UC Irvine	52 77
												321	H	UC Irvine	85 77
												342	H	Cal St. Fullerton	58 41
LAST 12 Division I GAMES:															
268	A	Hawaii	60 49	234	H	UC Santa Barbara	75 61								
321	H	UC Irvine	85 77	266	H	Cal Poly	63 70								
167	A	UC Riverside	70 67	101	A	UC Davis	65 81								
234	A	UC Santa Barbara	62 55	321	A	UC Irvine	52 77								
268	H	Hawaii	67 56	266	A	Cal Poly	68 79								
121	H	Long Beach St.	63 56	342	H	Cal St. Fullerton	58 41								

Non-Div I Games:

CSUN

■ Loss, 
 ■ Non-Conf, 
 ■ S Site, 
 ■ Home 
 ■ A Away 
 N Neutral

Average RPI Win:	259	WON-LOST	WINNING	LAST 10	STRENGTH OF	OPP. STRENGTH	TEAM	ADJ.	CONF.	ADJ CONF.
Average RPI Loss:	171	RECORD	PCT. RANK	GAMES	SCHEDULE	OF SCHEDULE	RPI	RPI	RPI	RPI
DIV. I ONLY	10- 15	229	4- 6	269	228	266	266	25	25	
DIV. I NON-CONF.	4- 8	230	0- 0	223	238	287	287	23	23	
TOTALS	RPI 1-25	RPI 26-50	W-L RECORDS	RPI 51-100	RPI 101-150	RPI 150+				
10- 15	0- 2	0- 0	OVERALL	0- 1	1- 4	9- 8				
7- 6	0- 0	0- 0	HOME	0- 0	1- 3	6- 3				
3- 9	0- 2	0- 0	AWAY	0- 1	0- 1	3- 5				
0- 0	0- 0	0- 0	NEUTRAL	0- 0	0- 0	0- 0				
4- 8	0- 2	0- 0	NON-CONFERENCE	0- 1	0- 2	4- 3				
4- 2	0- 0	0- 0	HOME	0- 0	0- 2	4- 0				
0- 6	0- 2	0- 0	AWAY	0- 1	0- 0	0- 3				
0- 0	0- 0	0- 0	NEUTRAL	0- 0	0- 0	0- 0				
6- 7	0- 0	0- 0	CONFERENCE	0- 0	1- 2	5- 5				
3- 4	0- 0	0- 0	HOME	0- 0	1- 1	2- 3				
3- 3	0- 0	0- 0	AWAY	0- 0	0- 1	3- 2				
0- 0	0- 0	0- 0	NEUTRAL	0- 0	0- 0	0- 0				

RPI 1-25				RPI 26-50				RPI 51-100				RPI 101+ Team's RPI: 266			
RPI	S	Opponent	Score	RPI	S	Opponent	Score	RPI	S	Opponent	Score	RPI	S	Opponent	Score
9	A	Stanford	55 83					83	A	Montana St.	52 71	101	H	UC Davis	53 61
12	A	UCLA	64 80									121	A	Long Beach St.	80 83
												121	H	Long Beach St.	69 67
												128	H	St. Mary's (CA)	71 79
												146	H	San Francisco	67 73
												167	A	UC Riverside	59 68
												167	H	UC Riverside	69 72
												169	A	CSUN	70 63
												169	H	CSUN	79 68
												218	A	Grand Canyon	59 64
												234	H	UC Santa Barbara	78 67
												268	A	Hawaii	57 66
												268	H	Hawaii	79 87
												278	A	CSU Bakersfield	49 57
												281	A	Sacramento St.	96 97
												289	H	North Dakota St.	73 46
												306	H	Northern Ariz.	58 53
												309	H	Pepperdine	62 52
												321	A	UC Irvine	78 60
												321	H	UC Irvine	71 74
												331	H	Utah Valley	77 65
												342	A	Cal St. Fullerton	69 45
LAST 12 Division I GAMES:															
321	H	UC Irvine	71 74	268	A	Hawaii	57 66								
121	H	Long Beach St.	69 67	169	A	CSUN	70 63								
342	A	Cal St. Fullerton	69 45	268	H	Hawaii	79 87								
321	A	UC Irvine	78 60	121	A	Long Beach St.	80 83								
167	H	UC Riverside	69 72	167	A	UC Riverside	59 68								
101	H	UC Davis	53 61	169	H	CSUN	79 68								

Non-Div I Games:

Cal Poly

■ Loss, 
 ■ Non-Conf, S Site, 
 ■ Home 
 ■ Away 
 N Neutral

Average RPI Win:	326	WON-LOST	WINNING	LAST 10	STRENGTH OF	OPP. STRENGTH	TEAM	ADJ.	CONF.	ADJ CONF.
Average RPI Loss:	193	RECORD	PCT. RANK	GAMES	SCHEDULE	OF SCHEDULE	RPI	RPI	RPI	RPI
DIV. I ONLY	2- 21	342	1- 9	276	269	342	342	25	25	
DIV. I NON-CONF.	1- 10	325	0- 0	323	288	346	346	23	23	
TOTALS	RPI 1-25	RPI 26-50	W-L RECORDS	RPI 51-100	RPI 101-150	RPI 150+				
2- 21	0- 0	0- 0	OVERALL	0- 0	0- 7	2- 14				
2- 10	0- 0	0- 0	HOME	0- 0	0- 3	2- 7				
0- 11	0- 0	0- 0	AWAY	0- 0	0- 4	0- 7				
0- 0	0- 0	0- 0	NEUTRAL	0- 0	0- 0	0- 0				
1- 10	0- 0	0- 0	NON-CONFERENCE	0- 0	0- 3	1- 7				
1- 5	0- 0	0- 0	HOME	0- 0	0- 1	1- 4				
0- 5	0- 0	0- 0	AWAY	0- 0	0- 2	0- 3				
0- 0	0- 0	0- 0	NEUTRAL	0- 0	0- 0	0- 0				
1- 11	0- 0	0- 0	CONFERENCE	0- 0	0- 4	1- 7				
1- 5	0- 0	0- 0	HOME	0- 0	0- 2	1- 3				
0- 6	0- 0	0- 0	AWAY	0- 0	0- 2	0- 4				
0- 0	0- 0	0- 0	NEUTRAL	0- 0	0- 0	0- 0				

RPI 1-25				RPI 26-50				RPI 51-100				RPI 101+				Team's RPI: 342	
RPI	S	Opponent	Score	RPI	S	Opponent	Score	RPI	S	Opponent	Score	RPI	S	Opponent	Score		
												101	A	UC Davis	39	59	
												101	H	UC Davis	51	70	
												112	A	Wyoming	26	61	
												121	A	Long Beach St.	55	84	
												121	H	Long Beach St.	48	65	
												125	H	Idaho	86	88	
												133	A	Eastern Wash.	67	84	
												167	A	UC Riverside	45	68	
												167	H	UC Riverside	63	75	
												169	A	CSUN	41	58	
												177	H	Columbia	46	61	
												200	H	Loyola Marymount	62	77	
												229	A	San Diego	50	103	
												234	A	UC Santa Barbara	37	57	
												234	H	UC Santa Barbara	49	56	
												236	A	Portland St.	73	81	
												264	H	San Diego St.	61	71	
												266	H	Cal Poly	45	69	
												268	A	Hawaii	50	60	
												309	H	Pepperdine	58	69	
												311	A	Denver	58	77	
												321	H	UC Irvine	64	53	
												330	H	Montana	72	56	
LAST 12 Division I GAMES:																	
				167	H	UC Riverside	63	75	167	A	UC Riverside	45	68				
				266	H	Cal Poly	45	69	101	H	UC Davis	51	70				
				121	A	Long Beach St.	55	84	321	H	UC Irvine	64	53				
				234	A	UC Santa Barbara	37	57	268	A	Hawaii	50	60				
				101	A	UC Davis	39	59	234	H	UC Santa Barbara	49	56				
				121	H	Long Beach St.	48	65	169	A	CSUN	41	58				

Cal St. Fullerton

## California

Through Games Of Feb. 21, 2017

Average RPI Win:	154	WON-LOST	WINNING	LAST 10	STRENGTH OF	OPP. STRENGTH	TEAM	ADJ.	CONF.	ADJ CONF.
Average RPI Loss:	40	RECORD	PCT. RANK	GAMES	SCHEDULE	OF SCHEDULE	RPI	RPI	RPI	RPI
DIV. I ONLY	17- 11	114	3- 7	56	32	71	71	1	1	
DIV. I NON-CONF.	12- 0	1	0- 0	193	186	24	24	1	1	
TOTALS	RPI 1-25	RPI 26-50	W-L RECORDS	RPI 51-100	RPI 101-150	RPI 150+				
17- 11	2- 4	0- 3	OVERALL	2- 4	6- 0	7- 0				
10- 6	1- 2	0- 2	HOME	1- 2	3- 0	5- 0				
4- 5	0- 2	0- 1	AWAY	1- 2	2- 0	1- 0				
3- 0	1- 0	0- 0	NEUTRAL	0- 0	1- 0	1- 0				
12- 0	1- 0	0- 0	NON-CONFERENCE	0- 0	4- 0	7- 0				
7- 0	0- 0	0- 0	HOME	0- 0	2- 0	5- 0				
2- 0	0- 0	0- 0	AWAY	0- 0	1- 0	1- 0				
3- 0	1- 0	0- 0	NEUTRAL	0- 0	1- 0	1- 0				
5- 11	1- 4	0- 3	CONFERENCE	2- 4	2- 0	0- 0				
3- 6	1- 2	0- 2	HOME	1- 2	1- 0	0- 0				
2- 5	0- 2	0- 1	AWAY	1- 2	1- 0	0- 0				
0- 0	0- 0	0- 0	NEUTRAL	0- 0	0- 0	0- 0				

RPI 1-25				RPI 26-50				RPI 51-100 Team's RPI: 71				RPI 101+			
RPI	S	Opponent	Score	RPI	S	Opponent	Score	RPI	S	Opponent	Score	RPI	S	Opponent	Score
6	H	Oregon St.	56 66	28	A	Arizona St.	62 72	63	H	Southern California	63 56	111	A	Arizona	74 64
7	A	Washington	67 90	28	H	Arizona St.	45 54	75	A	Utah	57 63	111	H	Arizona	71 60
9	A	Stanford	54 72	30	H	Oregon	66 69	75	H	Utah	64 73	126	N	Southern Miss.	71 51
9	H	Stanford	66 72					80	A	Colorado	65 53	128	A	St. Mary's (CA)	74 67
12	H	UCLA	80 77					80	H	Colorado	59 64	134	H	Duquesne	86 66
15	N	Oklahoma	82 74					96	A	Washington St.	79 84	146	H	San Francisco	75 52
												154	H	Santa Clara	73 58
												167	H	UC Riverside	71 56
												194	A	Nebraska	86 65
												278	H	CSU Bakersfield	86 63
												281	H	Sacramento St.	97 73
												302	H	Lehigh	96 63
												324	N	Arkansas St.	80 55
LAST 12 Division I GAMES:															
9	A	Stanford	54 72	96	A	Washington St.	79 84								
9	H	Stanford	66 72	7	A	Washington	67 90								
80	H	Colorado	59 64	111	H	Arizona	71 60								
75	H	Utah	64 73	28	H	Arizona St.	45 54								
63	H	Southern California	63 56	75	A	Utah	57 63								
12	H	UCLA	80 77	80	A	Colorado	65 53								

Non-Div I Games:

California

■ Loss, 
■ Non-Conf, S Site, 
■ Home 
■ Away 
N Neutral



Average RPI Win:	289	WON-LOST	WINNING	LAST 10	STRENGTH OF	OPP. STRENGTH	TEAM	ADJ.	CONF.	ADJ CONF.
Average RPI Loss:	175	RECORD	PCT. RANK	GAMES	SCHEDULE	OF SCHEDULE	RPI	RPI	RPI	RPI
DIV. I ONLY	17- 6	54	8- 2	340	325	197	197	28	28	
DIV. I NON-CONF.	5- 3	122	0- 0	322	344	217	217	28	28	
TOTALS	RPI 1-25	RPI 26-50	W-L RECORDS	RPI 51-100	RPI 101-150	RPI 150+				
17- 6	0- 0	0- 0	OVERALL	0- 1	0- 2	17- 3				
7- 4	0- 0	0- 0	HOME	0- 0	0- 2	7- 2				
8- 2	0- 0	0- 0	AWAY	0- 1	0- 0	8- 1				
2- 0	0- 0	0- 0	NEUTRAL	0- 0	0- 0	2- 0				
5- 3	0- 0	0- 0	NON-CONFERENCE	0- 1	0- 1	5- 1				
1- 2	0- 0	0- 0	HOME	0- 0	0- 1	1- 1				
2- 1	0- 0	0- 0	AWAY	0- 1	0- 0	2- 0				
2- 0	0- 0	0- 0	NEUTRAL	0- 0	0- 0	2- 0				
12- 3	0- 0	0- 0	CONFERENCE	0- 0	0- 1	12- 2				
6- 2	0- 0	0- 0	HOME	0- 0	0- 1	6- 1				
6- 1	0- 0	0- 0	AWAY	0- 0	0- 0	6- 1				
0- 0	0- 0	0- 0	NEUTRAL	0- 0	0- 0	0- 0				

RPI 1-25			RPI 26-50			RPI 51-100			RPI 101+			Team's RPI: 197
RPI	S	Opponent	Score	RPI	S	Opponent	Score	RPI	S	Opponent	Score	
								95	A	Mercer	60	76
								132	H	Radford	42	61
								135	H	VCU	53	66
								191	H	ETSU	55	56
								220	A	Presbyterian	49	39
								220	H	Presbyterian	50	42
								232	H	Liberty	52	58
								248	A	High Point	69	53
								248	H	High Point	58	33
								254	N	Ark.-Pine Bluff	51	31
								256	A	UNC Asheville	61	55
								256	H	UNC Asheville	61	60
								265	A	Charleston So.	43	60
								265	H	Charleston So.	54	37
								288	A	Western Caro.	50	48
								313	A	Gardner-Webb	73	61
								316	A	USC Upstate	56	41
								333	N	Morgan St.	62	51
								336	A	Winthrop	70	35
								336	H	Winthrop	61	32
								339	A	Longwood	66	54
								339	H	Longwood	74	50
								340	H	N.C. Central	61	30
LAST 12 Division I GAMES:												
220	H	Presbyterian	50	42	232	H	Liberty	52	58			
248	A	High Point	69	53	313	A	Gardner-Webb	73	61			
336	A	Winthrop	70	35	248	H	High Point	58	33			
256	H	UNC Asheville	61	60	339	A	Longwood	66	54			
265	A	Charleston So.	43	60	336	H	Winthrop	61	32			
339	H	Longwood	74	50	220	A	Presbyterian	49	39			

Non-Div I Games: Columbia (SC) 73 32 Saint Augustine's 69 33 St. Andrews 94 39

Campbell

Loss, Non-Conf, S Site, H Home A Away N Neutral

Average RPI Win:	256	WON-LOST	WINNING	LAST 10	STRENGTH OF	OPP. STRENGTH	TEAM	ADJ.	CONF.	ADJ CONF.
Average RPI Loss:	152	RECORD	PCT. RANK	GAMES	SCHEDULE	OF SCHEDULE	RPI	RPI	RPI	RPI
DIV. I ONLY	9- 18	260	5- 5	194	225	260	260	18	18	
DIV. I NON-CONF.	1- 8	314	0- 0	92	246	270	270	17	17	
TOTALS	RPI 1-25	RPI 26-50	W-L RECORDS	RPI 51-100	RPI 101-150	RPI 150+				
9- 18	0- 1	0- 1	OVERALL	0- 1	0- 6	9- 9				
5- 9	0- 0	0- 1	HOME	0- 1	0- 3	5- 4				
4- 9	0- 1	0- 0	AWAY	0- 0	0- 3	4- 5				
0- 0	0- 0	0- 0	NEUTRAL	0- 0	0- 0	0- 0				
1- 8	0- 1	0- 0	NON-CONFERENCE	0- 1	0- 2	1- 4				
0- 4	0- 0	0- 0	HOME	0- 1	0- 1	0- 2				
1- 4	0- 1	0- 0	AWAY	0- 0	0- 1	1- 2				
0- 0	0- 0	0- 0	NEUTRAL	0- 0	0- 0	0- 0				
8- 10	0- 0	0- 1	CONFERENCE	0- 0	0- 4	8- 5				
5- 5	0- 0	0- 1	HOME	0- 0	0- 2	5- 2				
3- 5	0- 0	0- 0	AWAY	0- 0	0- 2	3- 3				
0- 0	0- 0	0- 0	NEUTRAL	0- 0	0- 0	0- 0				

RPI 1-25				RPI 26-50				RPI 51-100				RPI 101+ Team's RPI: 260			
RPI	S	Opponent	Score	RPI	S	Opponent	Score	RPI	S	Opponent	Score	RPI	S	Opponent	Score
25	A	Ohio St.	56 89	43	H	Quinnipiac	53 64	79	H	Buffalo	52 65	109	A	Rider	50 61
												109	H	Rider	70 71
												120	A	Cornell	43 60
												131	H	Lamar University	51 65
												143	A	Iona	52 55
												143	H	Iona	45 58
												153	H	Northeastern	59 83
												175	A	Morehead St.	68 77
												179	A	Siena	42 67
												179	H	Siena	67 77
												183	H	Fairfield	63 49
												222	H	Akron	64 73
												225	A	Monmouth	53 55
												225	H	Monmouth	74 54
												226	A	Marist	60 67
												226	H	Marist	74 85
												233	A	St. Bonaventure	74 57
												242	A	Niagara	65 57
												242	H	Niagara	52 41
												243	A	Saint Francis (PA)	74 95
												263	A	Manhattan	62 57
												263	H	Manhattan	58 48
												325	A	Saint Peter's	59 54
												325	H	Saint Peter's	61 56
LAST 12 Division I GAMES:															
179	H	Siena	67 77	226	A	Marist	60 67								
325	H	Saint Peter's	61 56	179	A	Siena	42 67								
109	A	Rider	50 61	183	H	Fairfield	63 49								
242	H	Niagara	52 41	242	A	Niagara	65 57								
143	H	Iona	45 58	225	A	Monmouth	53 55								
263	H	Manhattan	58 48	325	A	Saint Peter's	59 54								

Non-Div I Games:

Canisius

■ Loss, 
■ Non-Conf, 
■ S Site, 
■ H Home 
■ A Away 
N Neutral

Average RPI Win: <b>268</b>	WON-LOST	WINNING	LAST 10	STRENGTH OF	OPP. STRENGTH	TEAM	ADJ.	CONF.	ADJ CONF.
Average RPI Loss: <b>87</b>	RECORD	PCT. RANK	GAMES	SCHEDULE	OF SCHEDULE	RPI	RPI	RPI	RPI
DIV. I ONLY	17- 4	19	10- 0	320	263	113	113	27	27
DIV. I NON-CONF.	4- 2	97	0- 0	264	85	97	97	27	27
TOTALS	RPI 1-25	RPI 26-50	W-L RECORDS	RPI 51-100	RPI 101-150	RPI 150+			
17- 4	0- 1	0- 0	OVERALL	1- 2	1- 1	15- 0			
8- 1	0- 0	0- 0	HOME	1- 0	0- 1	7- 0			
7- 3	0- 0	0- 0	AWAY	0- 1	1- 0	6- 0			
2- 0	0- 0	0- 0	NEUTRAL	0- 0	0- 0	2- 0			
4- 2	0- 1	0- 0	NON-CONFERENCE	0- 1	0- 0	4- 0			
1- 0	0- 0	0- 0	HOME	0- 0	0- 0	1- 0			
1- 2	0- 1	0- 0	AWAY	0- 1	0- 0	1- 0			
2- 0	0- 0	0- 0	NEUTRAL	0- 0	0- 0	2- 0			
13- 2	0- 0	0- 0	CONFERENCE	1- 1	1- 1	11- 0			
7- 1	0- 0	0- 0	HOME	1- 0	0- 1	6- 0			
6- 1	0- 0	0- 0	AWAY	0- 1	1- 0	5- 0			
0- 0	0- 0	0- 0	NEUTRAL	0- 0	0- 0	0- 0			

RPI 1-25				RPI 26-50				RPI 51-100				RPI 101+ Team's RPI: 113			
RPI	S	Opponent	Score	RPI	S	Opponent	Score	RPI	S	Opponent	Score	RPI	S	Opponent	Score
20	A	Texas A&M	49 74					98	A	Texas Tech	45 79	106	A	SFA	67 63
								99	A	Abilene Christian	76 83	131	H	Lamar University	56 70
								99	H	Abilene Christian	80 70	173	N	Houston	69 55
												202	A	New Orleans	55 51
												232	N	Liberty	61 41
												270	A	McNeese	72 49
												270	H	McNeese	67 52
												295	A	Nicholls St.	61 52
												299	H	Northwestern St.	76 43
												303	A	A&M-Corpus Christi	49 41
												308	A	Alcorn	71 57
												308	H	Alcorn	59 45
												327	H	Southeastern La.	77 55
												332	H	Incarinate Word	63 50
												343	A	Houston Baptist	80 49
												343	H	Houston Baptist	83 39
												344	H	Sam Houston St.	75 48
LAST 12 Division I GAMES:															
343	H	Houston Baptist	83 39	332	H	Incarinate Word	63 50								
344	H	Sam Houston St.	75 48	106	A	SFA	67 63								
295	A	Nicholls St.	61 52	202	A	New Orleans	55 51								
99	H	Abilene Christian	80 70	270	H	McNeese	67 52								
327	H	Southeastern La.	77 55	303	A	A&M-Corpus Christi	49 41								
270	A	McNeese	72 49	343	A	Houston Baptist	80 49								

Non-Div I Games: Crowley's Ridge 102 31 Williams Baptist 82 32 Central Baptist 94 47 Hendrix 71 39  
Central Ark.

Average RPI Win:	301	WON-LOST	WINNING	LAST 10	STRENGTH OF	OPP. STRENGTH	TEAM	ADJ.	CONF.	ADJ CONF.
Average RPI Loss:	214	RECORD	PCT. RANK	GAMES	SCHEDULE	OF SCHEDULE	RPI	RPI	RPI	RPI
DIV. I ONLY	9- 18	260	2- 8	326	316	318	318	31	31	
DIV. I NON-CONF.	1- 10	325	0- 0	290	134	342	342	32	32	
TOTALS	RPI 1-25	RPI 26-50	W-L RECORDS	RPI 51-100	RPI 101-150	RPI 150+				
9- 18	0- 0	0- 1	OVERALL	0- 2	0- 0	9- 15				
6- 5	0- 0	0- 0	HOME	0- 0	0- 0	6- 5				
3- 12	0- 0	0- 1	AWAY	0- 2	0- 0	3- 9				
0- 1	0- 0	0- 0	NEUTRAL	0- 0	0- 0	0- 1				
1- 10	0- 0	0- 1	NON-CONFERENCE	0- 2	0- 0	1- 7				
1- 2	0- 0	0- 0	HOME	0- 0	0- 0	1- 2				
0- 7	0- 0	0- 1	AWAY	0- 2	0- 0	0- 4				
0- 1	0- 0	0- 0	NEUTRAL	0- 0	0- 0	0- 1				
8- 8	0- 0	0- 0	CONFERENCE	0- 0	0- 0	8- 8				
5- 3	0- 0	0- 0	HOME	0- 0	0- 0	5- 3				
3- 5	0- 0	0- 0	AWAY	0- 0	0- 0	3- 5				
0- 0	0- 0	0- 0	NEUTRAL	0- 0	0- 0	0- 0				

RPI S	Opponent	Score	RPI S	Opponent	Score	RPI S	Opponent	Score	RPI S	Opponent	Score	Team's RPI: 318
31	A Syracuse	63 95	70	A New Hampshire	52 56	170	A Boston College	46 66				
			86	A Virginia Tech	47 81	172	H Hartford	58 68				
						198	A Sacred Heart	61 82				
						198	H Sacred Heart	67 50				
						207	A Seton Hall	70 78				
						209	A Robert Morris	46 55				
						209	H Robert Morris	39 62				
						239	A Dartmouth	51 61				
						243	A Saint Francis (PA)	81 87				
						243	H Saint Francis (PA)	70 72				
						255	H Stony Brook	59 64				
						264	N San Diego St.	62 80				
						273	H Bryant	53 52				
						280	A Mt. St. Mary's	66 81				
						280	H Mt. St. Mary's	68 58				
						282	H Vermont	78 76				
						293	A Massachusetts	37 76				
						326	A St. Francis Brooklyn	61 53				
						334	A LIU Brooklyn	76 71				
						334	H LIU Brooklyn	62 68				
						338	A Wagner	83 71				
						338	H Wagner	66 53				
						341	A Fairleigh Dickinson	64 77				
						341	H Fairleigh Dickinson	68 49				
LAST 12 Division I GAMES:												
243	H Saint Francis (PA)	70 72	334	H LIU Brooklyn	62 68							
209	H Robert Morris	39 62	273	H Bryant	53 52							
341	A Fairleigh Dickinson	64 77	209	A Robert Morris	46 55							
198	A Sacred Heart	61 82	243	A Saint Francis (PA)	81 87							
338	A Wagner	83 71	334	A LIU Brooklyn	76 71							
280	A Mt. St. Mary's	66 81	341	H Fairleigh Dickinson	68 49							

Non-Div I Games:

Central Conn. St.

■ Loss, 
 ■ Non-Conf, 
 ■ S Site, 
 ■ Home 
 ■ A Away 
 N Neutral

Average RPI Win:	185	WON-LOST	WINNING	LAST 10	STRENGTH OF	OPP. STRENGTH	TEAM	ADJ.	CONF.	ADJ CONF.
Average RPI Loss:	60	RECORD	PCT. RANK	GAMES	SCHEDULE	OF SCHEDULE	RPI	RPI	RPI	RPI
DIV. I ONLY	20- 6	33	8- 2	113	91	40	40	10	10	
DIV. I NON-CONF.	8- 4	97	0- 0	259	36	144	144	11	11	
TOTALS	RPI 1-25	RPI 26-50	W-L RECORDS	RPI 51-100	RPI 101-150	RPI 150+				
20- 6	0- 1	2- 1	OVERALL	4- 4	2- 0	12- 0				
13- 1	0- 0	1- 1	HOME	2- 0	2- 0	8- 0				
5- 5	0- 1	1- 0	AWAY	2- 4	0- 0	2- 0				
2- 0	0- 0	0- 0	NEUTRAL	0- 0	0- 0	2- 0				
8- 4	0- 1	0- 1	NON-CONFERENCE	0- 2	1- 0	7- 0				
6- 1	0- 0	0- 1	HOME	0- 0	1- 0	5- 0				
0- 3	0- 1	0- 0	AWAY	0- 2	0- 0	0- 0				
2- 0	0- 0	0- 0	NEUTRAL	0- 0	0- 0	2- 0				
12- 2	0- 0	2- 0	CONFERENCE	4- 2	1- 0	5- 0				
7- 0	0- 0	1- 0	HOME	2- 0	1- 0	3- 0				
5- 2	0- 0	1- 0	AWAY	2- 2	0- 0	2- 0				
0- 0	0- 0	0- 0	NEUTRAL	0- 0	0- 0	0- 0				

RPI 1-25				RPI 26-50				Team's RPI: 40	RPI 51-100				RPI 101+			
RPI	S	Opponent	Score	RPI	S	Opponent	Score		RPI	S	Opponent	Score	RPI	S	Opponent	Score
2	A	Notre Dame	47 107	26	H	Elon	57 71		76	A	Middle Tenn.	69 79	102	H	Saint Joseph's	73 71
				49	A	Ohio	70 64		79	A	Buffalo	56 67	130	H	Ball St.	101 92
				49	H	Ohio	64 59		79	H	Buffalo	88 71	163	H	Oakland	70 67
									82	A	Northern Ill.	109 94	176	H	Western Mich.	94 83
									84	A	Toledo	72 74	189	H	Illinois	82 51
									84	H	Toledo	72 61	222	H	Akron	89 62
									90	A	Purdue	51 62	237	H	Furman	81 71
									100	A	Kent St.	91 78	238	H	Miami (OH)	80 61
													258	A	Bowling Green	76 65
													287	A	Eastern Mich.	104 63
													289	N	North Dakota St.	77 55
													315	H	Loyola Chicago	95 57
													317	H	Ill.-Chicago	77 55
													331	N	Utah Valley	71 62
LAST 12 Division I GAMES:																
84	H	Toledo	72 61	84	A	Toledo	72 74									
49	A	Ohio	70 64	79	A	Buffalo	56 67									
176	H	Western Mich.	94 83	238	H	Miami (OH)	80 61									
82	A	Northern Ill.	109 94	258	A	Bowling Green	76 65									
287	A	Eastern Mich.	104 63	130	H	Ball St.	101 92									
49	H	Ohio	64 59	79	H	Buffalo	88 71									

Non-Div I Games:

Central Mich.

Charleston So.

Through Games Of Feb. 21, 2017

Average RPI Win:	264	WON-LOST	WINNING	LAST 10	STRENGTH OF	OPP. STRENGTH	TEAM	ADJ.	CONF.	ADJ CONF.
Average RPI Loss:	203	RECORD	PCT. RANK	GAMES	SCHEDULE	OF SCHEDULE	RPI	RPI	RPI	RPI
DIV. I ONLY	11- 12	191	6- 4	315	309	265	265	28	28	
DIV. I NON-CONF.	3- 5	223	0- 0	341	202	320	320	28	28	
TOTALS	RPI 1-25	RPI 26-50	W-L RECORDS	RPI 51-100	RPI 101-150	RPI 150+				
11- 12	0- 0	0- 0	OVERALL	0- 1	1- 2	10- 9				
8- 4	0- 0	0- 0	HOME	0- 0	1- 0	7- 4				
3- 8	0- 0	0- 0	AWAY	0- 1	0- 2	3- 5				
0- 0	0- 0	0- 0	NEUTRAL	0- 0	0- 0	0- 0				
3- 5	0- 0	0- 0	NON-CONFERENCE	0- 1	0- 1	3- 3				
2- 2	0- 0	0- 0	HOME	0- 0	0- 0	2- 2				
1- 3	0- 0	0- 0	AWAY	0- 1	0- 1	1- 1				
0- 0	0- 0	0- 0	NEUTRAL	0- 0	0- 0	0- 0				
8- 7	0- 0	0- 0	CONFERENCE	0- 0	1- 1	7- 6				
6- 2	0- 0	0- 0	HOME	0- 0	1- 0	5- 2				
2- 5	0- 0	0- 0	AWAY	0- 0	0- 1	2- 4				
0- 0	0- 0	0- 0	NEUTRAL	0- 0	0- 0	0- 0				

RPI 1-25			RPI 26-50			RPI 51-100			RPI 101+			Team's RPI: 265
RPI	S	Opponent	Score	RPI	S	Opponent	Score	RPI	S	Opponent	Score	
						56 A West Virginia	38 88	107 A North Carolina			77 93	
								132 A Radford			59 67	
								132 H Radford			57 45	
								196 H Col. of Charleston			76 79	
								197 A Campbell			37 54	
								197 H Campbell			60 43	
								220 A Presbyterian			48 50	
								220 H Presbyterian			52 34	
								228 H Ga. Southern			55 54	
								232 A Liberty			56 67	
								232 H Liberty			72 81	
								248 A High Point			74 68	
								248 H High Point			62 64	
								256 A UNC Asheville			47 56	
								256 H UNC Asheville			73 66	
								267 H Wofford			45 59	
								288 A Western Caro.			53 58	
								291 A Lipscomb			67 52	
								313 H Gardner-Webb			64 57	
								336 H Winthrop			71 52	
								339 A Longwood			62 47	
								347 H South Carolina St.			67 62	
LAST 12 Division I GAMES:												
248	H	High Point	62 64	256	A	UNC Asheville	47 56					
232	A	Liberty	56 67	339	A	Longwood	62 47					
256	H	UNC Asheville	73 66	313	H	Gardner-Webb	64 57					
132	A	Radford	59 67	132	H	Radford	57 45					
197	H	Campbell	60 43	220	A	Presbyterian	48 50					
220	H	Presbyterian	52 34	336	H	Winthrop	71 52					

Non-Div I Games: Southern Wesleyan 80 57 Montreat 79 50 Paine 75 67

Charleston So.

Loss, Non-Conf, S Site, H Home A Away N Neutral

Average RPI Win:	199	WON-LOST	WINNING	LAST 10	STRENGTH OF	OPP. STRENGTH	TEAM	ADJ.	CONF.	ADJ CONF.
Average RPI Loss:	109	RECORD	PCT. RANK	GAMES	SCHEDULE	OF SCHEDULE	RPI	RPI	RPI	RPI
DIV. I ONLY	17- 8	76	5- 5	197	97	115	115	15	15	
DIV. I NON-CONF.	8- 3	67	0- 0	295	19	119	119	16	16	
TOTALS	RPI 1-25	RPI 26-50	W-L RECORDS	RPI 51-100	RPI 101-150	RPI 150+				
17- 8	0- 1	0- 0	OVERALL	1- 3	4- 1	12- 3				
8- 4	0- 0	0- 0	HOME	1- 1	0- 1	7- 2				
9- 2	0- 1	0- 0	AWAY	0- 0	4- 0	5- 1				
0- 2	0- 0	0- 0	NEUTRAL	0- 2	0- 0	0- 0				
8- 3	0- 1	0- 0	NON-CONFERENCE	0- 2	2- 0	6- 0				
5- 0	0- 0	0- 0	HOME	0- 0	0- 0	5- 0				
3- 1	0- 1	0- 0	AWAY	0- 0	2- 0	1- 0				
0- 2	0- 0	0- 0	NEUTRAL	0- 2	0- 0	0- 0				
9- 5	0- 0	0- 0	CONFERENCE	1- 1	2- 1	6- 3				
3- 4	0- 0	0- 0	HOME	1- 1	0- 1	2- 2				
6- 1	0- 0	0- 0	AWAY	0- 0	2- 0	4- 1				
0- 0	0- 0	0- 0	NEUTRAL	0- 0	0- 0	0- 0				

RPI S	Opponent	Score	RPI S	Opponent	Score	RPI S	Opponent	Score	RPI S	Opponent	Score	Team's RPI: 115
16	A Miami (FL)	46 80				57	H Western Ky.	89 85	123	A Old Dominion	86 75	
						69	N Boise St.	65 68	123	H Old Dominion	70 72	
						75	N Utah	68 81	126	A Southern Miss.	78 61	
						76	H Middle Tenn.	81 83	134	A Duquesne	77 63	
									145	A Pittsburgh	70 63	
									155	H East Carolina	79 64	
									161	A Louisiana Tech	54 80	
									168	A Rice	69 51	
									168	H Rice	52 55	
									182	H UAB	81 88	
									187	A North Texas	78 63	
									187	H North Texas	66 49	
									196	A Col. of Charleston	62 49	
									211	H Wisconsin	63 48	
									220	H Presbyterian	71 63	
									252	H Marshall	93 77	
									277	H Davidson	93 79	
									285	A FIU	101 54	
									328	A Fla. Atlantic	72 66	
									339	H Longwood	66 41	
LAST 12 Division I GAMES:												
123	H Old Dominion	70 72	187	H North Texas	66 49							
76	H Middle Tenn.	81 83	123	A Old Dominion	86 75							
182	H UAB	81 88	126	A Southern Miss.	78 61							
285	A FIU	101 54	161	A Louisiana Tech	54 80							
328	A Fla. Atlantic	72 66	252	H Marshall	93 77							
168	H Rice	52 55	57	H Western Ky.	89 85							

Non-Div I Games:

Charlotte

## Chattanooga

Through Games Of Feb. 21, 2017

Average RPI Win:	215	WON-LOST	WINNING	LAST 10	STRENGTH OF	OPP. STRENGTH	TEAM	ADJ.	CONF.	ADJ CONF.
Average RPI Loss:	86	RECORD	PCT. RANK	GAMES	SCHEDULE	OF SCHEDULE	RPI	RPI	RPI	RPI
DIV. I ONLY	16- 10	109	8- 2	85	116	89	89	17	17	
DIV. I NON-CONF.	6- 8	203	0- 0	60	22	120	120	20	20	
TOTALS	RPI 1-25	RPI 26-50	W-L RECORDS	RPI 51-100	RPI 101-150	RPI 150+				
16- 10	0- 3	0- 2	OVERALL	2- 2	1- 1	13- 2				
6- 4	0- 1	0- 2	HOME	1- 1	1- 0	4- 0				
8- 5	0- 2	0- 0	AWAY	1- 1	0- 0	7- 2				
2- 1	0- 0	0- 0	NEUTRAL	0- 0	0- 1	2- 0				
6- 8	0- 3	0- 2	NON-CONFERENCE	0- 2	1- 1	5- 0				
1- 4	0- 1	0- 2	HOME	0- 1	1- 0	0- 0				
3- 3	0- 2	0- 0	AWAY	0- 1	0- 0	3- 0				
2- 1	0- 0	0- 0	NEUTRAL	0- 0	0- 1	2- 0				
10- 2	0- 0	0- 0	CONFERENCE	2- 0	0- 0	8- 2				
5- 0	0- 0	0- 0	HOME	1- 0	0- 0	4- 0				
5- 2	0- 0	0- 0	AWAY	1- 0	0- 0	4- 2				
0- 0	0- 0	0- 0	NEUTRAL	0- 0	0- 0	0- 0				

RPI 1-25				RPI 26-50				RPI 51-100 Team's RPI: 89				RPI 101+			
RPI	S	Opponent	Score	RPI	S	Opponent	Score	RPI	S	Opponent	Score	RPI	S	Opponent	Score
1	A	UConn	43 80	33	H	Green Bay	55 71	81	H	Florida	61 72	117	H	Stetson	66 55
2	H	Notre Dame	58 79	50	H	Indiana	76 79	95	A	Mercer	74 56	141	N	Maine	39 49
13	A	Louisville	47 63					95	H	Mercer	70 50	191	A	ETSU	70 62
								97	A	FGCU	55 68	191	H	ETSU	60 45
												203	A	UNCG	72 75
												203	H	UNCG	58 55
												212	A	Rutgers	66 53
												220	A	Presbyterian	56 48
												230	A	Samford	77 61
												230	H	Samford	51 45
												235	A	UT Martin	80 60
												237	A	Furman	48 65
												258	N	Bowling Green	54 49
												267	A	Wofford	71 61
												288	A	Western Caro.	60 48
												288	H	Western Caro.	67 46
												320	N	Lafayette	68 43
LAST 12 Division I GAMES:															
288	A	Western Caro.	60 48	267	A	Wofford	71 61								
203	A	UNCG	72 75	203	H	UNCG	58 55								
191	A	ETSU	70 62	288	H	Western Caro.	67 46								
230	H	Samford	51 45	191	H	ETSU	60 45								
95	H	Mercer	70 50	95	A	Mercer	74 56								
237	A	Furman	48 65	230	A	Samford	77 61								

Non-Div I Games:

Chattanooga

■ Loss, 
 ■ Non-Conf, S Site, 
 ■ Home 
 ■ Away 
 N Neutral



Average RPI Win:	0	WON-LOST	WINNING	LAST 10	STRENGTH OF	OPP. STRENGTH	TEAM	ADJ.	CONF.	ADJ CONF.
Average RPI Loss:	199	RECORD	PCT. RANK	GAMES	SCHEDULE	OF SCHEDULE	RPI	RPI	RPI	RPI
DIV. I ONLY	0- 25	348	0- 10	143	328	337	337	29	29	
DIV. I NON-CONF.	0- 14	335	0- 1	72	300	312	312	29	29	
TOTALS	RPI 1-25	RPI 26-50	W-L RECORDS	RPI 51-100	RPI 101-150	RPI 150+				
0- 25	0- 1	0- 0	OVERALL	0- 3	0- 4	0- 17				
0- 10	0- 0	0- 0	HOME	0- 1	0- 1	0- 8				
0- 15	0- 1	0- 0	AWAY	0- 2	0- 3	0- 9				
0- 0	0- 0	0- 0	NEUTRAL	0- 0	0- 0	0- 0				
0- 14	0- 1	0- 0	NON-CONFERENCE	0- 3	0- 4	0- 6				
0- 6	0- 0	0- 0	HOME	0- 1	0- 1	0- 4				
0- 8	0- 1	0- 0	AWAY	0- 2	0- 3	0- 2				
0- 0	0- 0	0- 0	NEUTRAL	0- 0	0- 0	0- 0				
0- 11	0- 0	0- 0	CONFERENCE	0- 0	0- 0	0- 11				
0- 4	0- 0	0- 0	HOME	0- 0	0- 0	0- 4				
0- 7	0- 0	0- 0	AWAY	0- 0	0- 0	0- 7				
0- 0	0- 0	0- 0	NEUTRAL	0- 0	0- 0	0- 0				

RPI 1-25				RPI 26-50				RPI 51-100				RPI 101+ Team's RPI: 337			
RPI	S	Opponent	Score	RPI	S	Opponent	Score	RPI	S	Opponent	Score	RPI	S	Opponent	Score
18	A	Kansas St.	33 83					66	A	Northwestern	42 75	130	A	Ball St.	53 88
								78	H	Western Ill.	50 54	137	A	Cincinnati	53 81
								82	A	Northern Ill.	85 94	138	H	Wright St.	65 71
												147	A	Milwaukee	49 71
												163	H	Oakland	60 80
												164	A	New Mexico St.	63 100
												164	H	New Mexico St.	54 65
												175	A	Morehead St.	55 63
												176	H	Western Mich.	51 64
												215	A	Seattle U	53 82
												215	H	Seattle U	51 64
												218	A	Grand Canyon	39 57
												251	A	UTRGV	43 71
												251	H	UTRGV	46 57
												278	A	CSU Bakersfield	48 83
												300	H	Valparaiso	51 53
												314	H	NJIT	42 57
												315	A	Loyola Chicago	54 59
												319	A	UMKC	53 62
												331	A	Utah Valley	54 73
												331	H	Utah Valley	59 62
LAST 12 Division I GAMES:															
319	A	UMKC	53 62	251	H	UTRGV	46 57								
331	A	Utah Valley	54 73	215	H	Seattle U	51 64								
215	A	Seattle U	53 82	331	H	Utah Valley	59 62								
164	H	New Mexico St.	54 65	164	A	New Mexico St.	63 100								
218	A	Grand Canyon	39 57	251	A	UTRGV	43 71								
278	A	CSU Bakersfield	48 83	314	H	NJIT	42 57								

Non-Div I Games:

Chicago St.

■ Loss, 
■ Non-Conf, S Site, 
■ Home 
■ Away 
N Neutral

Average RPI Win:	212	WON-LOST	WINNING	LAST 10	STRENGTH OF	OPP. STRENGTH	TEAM	ADJ.	CONF.	ADJ CONF.
Average RPI Loss:	83	RECORD	PCT. RANK	GAMES	SCHEDULE	OF SCHEDULE	RPI	RPI	RPI	RPI
DIV. I ONLY	15- 10	116	5- 5	175	82	137	137	5	5	
DIV. I NON-CONF.	8- 4	97	0- 0	326	237	215	215	5	5	
TOTALS	RPI 1-25	RPI 26-50	W-L RECORDS	RPI 51-100	RPI 101-150	RPI 150+				
15- 10	0- 2	0- 3	OVERALL	1- 2	1- 1	13- 2				
10- 5	0- 1	0- 1	HOME	1- 1	1- 0	8- 2				
5- 5	0- 1	0- 2	AWAY	0- 1	0- 1	5- 0				
0- 0	0- 0	0- 0	NEUTRAL	0- 0	0- 0	0- 0				
8- 4	0- 1	0- 0	NON-CONFERENCE	0- 1	0- 0	8- 2				
5- 3	0- 0	0- 0	HOME	0- 1	0- 0	5- 2				
3- 1	0- 1	0- 0	AWAY	0- 0	0- 0	3- 0				
0- 0	0- 0	0- 0	NEUTRAL	0- 0	0- 0	0- 0				
7- 6	0- 1	0- 3	CONFERENCE	1- 1	1- 1	5- 0				
5- 2	0- 1	0- 1	HOME	1- 0	1- 0	3- 0				
2- 4	0- 0	0- 2	AWAY	0- 1	0- 1	2- 0				
0- 0	0- 0	0- 0	NEUTRAL	0- 0	0- 0	0- 0				

RPI 1-25				RPI 26-50				RPI 51-100				RPI 101+ Team's RPI: 137			
RPI	S	Opponent	Score	RPI	S	Opponent	Score	RPI	S	Opponent	Score	RPI	S	Opponent	Score
1	H	UConn	49 96	34	A	South Fla.	52 72	87	H	Georgia	48 51	114	A	UCF	44 64
25	A	Ohio St.	38 80	44	A	Tulane	51 62	92	A	SMU	47 64	114	H	UCF	63 57
				44	H	Tulane	68 74	92	H	SMU	67 65	151	A	Memphis	66 59
												151	H	Memphis	68 57
												155	H	East Carolina	74 64
												173	A	Houston	71 62
												173	H	Houston	85 64
												186	H	Xavier	61 72
												205	H	Indiana St.	55 63
												238	A	Miami (OH)	49 43
												244	H	Howard	66 56
												254	H	Ark.-Pine Bluff	72 42
												258	A	Bowling Green	68 58
												269	H	Tennessee Tech	60 38
												279	A	Southeast Mo. St.	83 75
												296	H	Eastern Ill.	78 64
												337	H	Chicago St.	81 53
LAST 12 Division I GAMES:															
151	H	Memphis	68 57	114	A	UCF	44 64								
44	A	Tulane	51 62	155	H	East Carolina	74 64								
173	A	Houston	71 62	92	H	SMU	67 65								
1	H	UConn	49 96	151	A	Memphis	66 59								
34	A	South Fla.	52 72	173	H	Houston	85 64								
44	H	Tulane	68 74	114	H	UCF	63 57								

Non-Div I Games: Clarion 92 54

Cincinnati

Average RPI Win:	204	WON-LOST	WINNING	LAST 10	STRENGTH OF	OPP. STRENGTH	TEAM	ADJ.	CONF.	ADJ CONF.
Average RPI Loss:	37	RECORD	PCT. RANK	GAMES	SCHEDULE	OF SCHEDULE	RPI	RPI	RPI	RPI
DIV. I ONLY	14- 14	174	3- 7	50	66	108	108	3	3	
DIV. I NON-CONF.	11- 2	23	0- 0	207	281	82	82	4	4	
TOTALS	RPI 1-25	RPI 26-50	W-L RECORDS	RPI 51-100	RPI 101-150	RPI 150+				
14- 14	0- 7	0- 4	OVERALL	1- 2	4- 0	9- 1				
9- 7	0- 3	0- 3	HOME	1- 1	2- 0	6- 0				
3- 7	0- 4	0- 1	AWAY	0- 1	1- 0	2- 1				
2- 0	0- 0	0- 0	NEUTRAL	0- 0	1- 0	1- 0				
11- 2	0- 1	0- 1	NON-CONFERENCE	0- 0	2- 0	9- 0				
7- 1	0- 0	0- 1	HOME	0- 0	1- 0	6- 0				
2- 1	0- 1	0- 0	AWAY	0- 0	0- 0	2- 0				
2- 0	0- 0	0- 0	NEUTRAL	0- 0	1- 0	1- 0				
3- 12	0- 6	0- 3	CONFERENCE	1- 2	2- 0	0- 1				
2- 6	0- 3	0- 2	HOME	1- 1	1- 0	0- 0				
1- 6	0- 3	0- 1	AWAY	0- 1	1- 0	0- 1				
0- 0	0- 0	0- 0	NEUTRAL	0- 0	0- 0	0- 0				

RPI S	Opponent	Score	RPI S	Opponent	Score	RPI S	Opponent	Score	RPI S	Opponent	Score	Team's RPI: 108
2	H Notre Dame	80 84	30	H Oregon	59 87	53	H Georgia Tech	62 61	107	H North Carolina	78 67	
4	A South Carolina	61 83	31	H Syracuse	62 88	60	A Wake Forest	56 68	138	N Wright St.	75 51	
7	A Duke	37 65	37	A North Carolina St.	53 65	86	H Virginia Tech	69 78	141	H Maine	69 61	
11	A Florida St.	47 80	45	H Virginia	37 69				145	A Pittsburgh	54 46	
11	H Florida St.	27 86							161	H Louisiana Tech	78 67	
13	H Louisville	46 60							170	A Boston College	48 60	
16	A Miami (FL)	57 81							193	H Bethune-Cookman	59 38	
									225	A Monmouth	60 47	
									228	H Ga. Southern	58 47	
									248	A Jacksonville St.	69 63	
									271	H Coastal Caro.	64 57	
									288	H Western Caro.	78 63	
									315	N Loyola Chicago	61 40	
									347	H South Carolina St.	56 36	
LAST 12 Division I GAMES:												
11	A Florida St.	47 80	53	H Georgia Tech	62 61							
2	H Notre Dame	80 84	13	H Louisville	46 60							
16	A Miami (FL)	57 81	37	A North Carolina St.	53 65							
145	A Pittsburgh	54 46	45	H Virginia	37 69							
107	H North Carolina	78 67	11	H Florida St.	27 86							
7	A Duke	37 65	60	A Wake Forest	56 68							

Non-Div I Games:

Clemson

■ Loss, 
■ Non-Conf, S Site, 
■ Home 
■ Away 
N Neutral

Average RPI Win:	278	WON-LOST	WINNING	LAST 10	STRENGTH OF	OPP. STRENGTH	TEAM	ADJ.	CONF.	ADJ CONF.
Average RPI Loss:	126	RECORD	PCT. RANK	GAMES	SCHEDULE	OF SCHEDULE	RPI	RPI	RPI	RPI
DIV. I ONLY	12- 13	186	4- 6	187	255	181	181	19	19	
DIV. I NON-CONF.	4- 5	198	0- 0	145	240	152	152	21	21	
TOTALS	RPI 1-25	RPI 26-50	W-L RECORDS	RPI 51-100	RPI 101-150	RPI 150+				
12- 13	0- 1	0- 2	OVERALL	0- 2	0- 5	12- 3				
4- 5	0- 0	0- 1	HOME	0- 1	0- 2	4- 1				
7- 8	0- 1	0- 1	AWAY	0- 1	0- 3	7- 2				
1- 0	0- 0	0- 0	NEUTRAL	0- 0	0- 0	1- 0				
4- 5	0- 1	0- 0	NON-CONFERENCE	0- 2	0- 1	4- 1				
0- 2	0- 0	0- 0	HOME	0- 1	0- 0	0- 1				
3- 3	0- 1	0- 0	AWAY	0- 1	0- 1	3- 0				
1- 0	0- 0	0- 0	NEUTRAL	0- 0	0- 0	1- 0				
8- 8	0- 0	0- 2	CONFERENCE	0- 0	0- 4	8- 2				
4- 3	0- 0	0- 1	HOME	0- 0	0- 2	4- 0				
4- 5	0- 0	0- 1	AWAY	0- 0	0- 2	4- 2				
0- 0	0- 0	0- 0	NEUTRAL	0- 0	0- 0	0- 0				

RPI 1-25			RPI 26-50			RPI 51-100			RPI 101+			Team's RPI: 181
RPI	S	Opponent	Score	RPI	S	Opponent	Score	RPI	S	Opponent	Score	
25	A	Ohio St.	78 96	33	A	Green Bay	60 79	68	A	Bucknell	66 77	118 A Navy 63 88
				33	H	Green Bay	51 65	84	H	Toledo	59 92	138 A Wright St. 63 84
												138 H Wright St. 60 65
												147 A Milwaukee 72 76
												147 H Milwaukee 78 80
												160 A Detroit Mercy 54 66
												163 A Oakland 74 62
												224 N Richmond 69 65
												242 H Niagara 49 67
												258 A Bowling Green 64 56
												259 A Evansville 66 62
												294 A Northern Ky. 58 54
												294 H Northern Ky. 77 58
												296 A Eastern Ill. 66 56
												300 A Valparaiso 66 62
												300 H Valparaiso 71 60
												310 A Youngstown St. 67 92
												310 H Youngstown St. 71 68
												317 A Ill.-Chicago 63 59
												317 H Ill.-Chicago 77 59
LAST 12 Division I GAMES:												
294	H	Northern Ky.	77 58	33	H	Green Bay	51 65					
138	H	Wright St.	60 65	147	H	Milwaukee	78 80					
147	A	Milwaukee	72 76	160	A	Detroit Mercy	54 66					
33	A	Green Bay	60 79	163	A	Oakland	74 62					
300	A	Valparaiso	66 62	310	A	Youngstown St.	67 92					
317	A	Ill.-Chicago	63 59	317	H	Ill.-Chicago	77 59					

Non-Div I Games: Notre Dame (OH) 51 66 Lake Erie 65 42

Cleveland St.

Loss, Non-Conf, S Site, H Home A Away N Neutral

Average RPI Win:	266	WON-LOST	WINNING	LAST 10	STRENGTH OF	OPP. STRENGTH	TEAM	ADJ.	CONF.	ADJ CONF.
Average RPI Loss:	177	RECORD	PCT. RANK	GAMES	SCHEDULE	OF SCHEDULE	RPI	RPI	RPI	RPI
DIV. I ONLY	9- 14	237	3- 7	306	277	271	271	21	21	
DIV. I NON-CONF.	4- 4	165	0- 0	347	343	288	288	19	19	
TOTALS	RPI 1-25	RPI 26-50	W-L RECORDS	RPI 51-100	RPI 101-150	RPI 150+				
9- 14	0- 0	0- 2	OVERALL	0- 0	0- 4	9- 8				
4- 5	0- 0	0- 1	HOME	0- 0	0- 1	4- 3				
4- 9	0- 0	0- 1	AWAY	0- 0	0- 3	4- 5				
1- 0	0- 0	0- 0	NEUTRAL	0- 0	0- 0	1- 0				
4- 4	0- 0	0- 0	NON-CONFERENCE	0- 0	0- 1	4- 3				
1- 1	0- 0	0- 0	HOME	0- 0	0- 0	1- 1				
2- 3	0- 0	0- 0	AWAY	0- 0	0- 1	2- 2				
1- 0	0- 0	0- 0	NEUTRAL	0- 0	0- 0	1- 0				
5- 10	0- 0	0- 2	CONFERENCE	0- 0	0- 3	5- 5				
3- 4	0- 0	0- 1	HOME	0- 0	0- 1	3- 2				
2- 6	0- 0	0- 1	AWAY	0- 0	0- 2	2- 3				
0- 0	0- 0	0- 0	NEUTRAL	0- 0	0- 0	0- 0				

RPI 1-25			RPI 26-50			RPI 51-100			RPI 101+ Team's RPI: 271		
RPI	S	Opponent	Score	RPI	S	Opponent	Score	RPI	S	Opponent	Score
				48	A	Little Rock	47 79	104	A	UT Arlington	58 60
				48	H	Little Rock	66 74	104	H	UT Arlington	41 70
								105	A	Troy	66 78
								108	A	Clemson	57 64
								171	A	Texas St.	62 83
								171	H	Texas St.	64 48
								196	A	Col. of Charleston	79 72
								208	H	Appalachian St.	60 55
								228	A	Ga. Southern	70 78
								228	H	Ga. Southern	62 65
								241	A	South Ala.	61 45
								243	H	Saint Francis (PA)	59 70
								247	A	Georgia St.	73 67
								247	H	Georgia St.	48 69
								252	A	Marshall	66 84
								267	A	Wofford	62 67
								322	A	Fort Wayne	72 57
								324	A	Arkansas St.	52 60
								324	H	Arkansas St.	57 55
								340	H	N.C. Central	66 50
								347	N	South Carolina St.	63 54
LAST 12 Division I GAMES:											
105	A	Troy	66 78	171	H	Texas St.	64 48				
241	A	South Ala.	61 45	104	H	UT Arlington	41 70				
228	H	Ga. Southern	62 65	247	A	Georgia St.	73 67				
247	H	Georgia St.	48 69	228	A	Ga. Southern	70 78				
48	A	Little Rock	47 79	208	H	Appalachian St.	60 55				
324	A	Arkansas St.	52 60	324	H	Arkansas St.	57 55				

Non-Div I Games: Pfeiffer 91 49 Catawba 58 63

Coastal Caro.

Loss, Non-Conf, S Site, H Home A Away N Neutral

Average RPI Win:	<b>197</b>	WON-LOST	WINNING	LAST 10	STRENGTH OF	OPP. STRENGTH	TEAM	ADJ.	CONF.	ADJ CONF.
Average RPI Loss:	<b>123</b>	RECORD	PCT. RANK	GAMES	SCHEDULE	OF SCHEDULE	RPI	RPI	RPI	RPI
DIV. I ONLY	<b>9- 17</b>	<b>255</b>	<b>4- 6</b>	<b>102</b>	<b>108</b>	<b>196</b>	<b>196</b>	<b>9</b>	<b>9</b>	
DIV. I NON-CONF.	<b>3- 8</b>	<b>262</b>	<b>0- 0</b>	<b>183</b>	<b>154</b>	<b>230</b>	<b>230</b>	<b>8</b>	<b>8</b>	
TOTALS	RPI 1-25	RPI 26-50	W-L RECORDS	RPI 51-100	RPI 101-150	RPI 150+				
9- 17	0- 1	0- 4	OVERALL	1- 3	2- 2	6- 7				
5- 6	0- 0	0- 2	HOME	1- 1	1- 1	3- 2				
4- 11	0- 1	0- 2	AWAY	0- 2	1- 1	3- 5				
0- 0	0- 0	0- 0	NEUTRAL	0- 0	0- 0	0- 0				
3- 8	0- 1	0- 1	NON-CONFERENCE	0- 2	0- 1	3- 3				
0- 4	0- 0	0- 0	HOME	0- 1	0- 1	0- 2				
3- 4	0- 1	0- 1	AWAY	0- 1	0- 0	3- 1				
0- 0	0- 0	0- 0	NEUTRAL	0- 0	0- 0	0- 0				
6- 9	0- 0	0- 3	CONFERENCE	1- 1	2- 1	3- 4				
5- 2	0- 0	0- 2	HOME	1- 0	1- 0	3- 0				
1- 7	0- 0	0- 1	AWAY	0- 1	1- 1	0- 4				
0- 0	0- 0	0- 0	NEUTRAL	0- 0	0- 0	0- 0				

RPI 1-25				RPI 26-50				RPI 51-100				RPI 101+ Team's RPI: 196			
RPI	S	Opponent	Score	RPI	S	Opponent	Score	RPI	S	Opponent	Score	RPI	S	Opponent	Score
13	A	Louisville	58 <b>86</b>	26	A	Elon	57 <b>70</b>	54	A	Drexel	57 <b>70</b>	115	H	Charlotte	49 <b>62</b>
				26	H	Elon	56 <b>84</b>	54	H	Drexel	79 75	129	A	Delaware	66 <b>71</b>
				37	A	North Carolina St.	47 <b>91</b>	57	A	Western Ky.	76 <b>89</b>	150	A	William & Mary	71 69
				38	H	James Madison	78 <b>84</b>	86	H	Virginia Tech	61 <b>71</b>	150	H	William & Mary	70 60
												153	A	Northeastern	44 <b>61</b>
												173	A	Houston	63 <b>79</b>
												180	A	Hofstra	81 <b>85</b>
												180	H	Hofstra	71 55
												206	A	Towson	59 <b>61</b>
												206	H	Towson	59 54
												208	A	Appalachian St.	65 62
												223	A	UNCW	61 <b>67</b>
												223	H	UNCW	76 37
												265	A	Charleston So.	79 76
												271	H	Coastal Caro.	72 <b>79</b>
												298	H	North Florida	47 <b>60</b>
												336	A	Winthrop	95 64
LAST 12 Division I GAMES:															
				38	H	James Madison	78 <b>84</b>	223	A	UNCW	61 <b>67</b>				
				150	A	William & Mary	71 69	180	H	Hofstra	71 55				
				153	A	Northeastern	44 <b>61</b>	129	A	Delaware	66 <b>71</b>				
				180	A	Hofstra	81 <b>85</b>	54	A	Drexel	57 <b>70</b>				
				206	H	Towson	59 54	206	A	Towson	59 <b>61</b>				
				54	H	Drexel	79 75	26	H	Elon	56 <b>84</b>				

Non-Div I Games:

Col. of Charleston

■ Loss, 
 ■ Non-Conf, S Site, 
 ■ Home 
 ■ Away 
 N Neutral

Average RPI Win: <b>252</b>	WON-LOST	WINNING	LAST 10	STRENGTH OF	OPP. STRENGTH	TEAM	ADJ.	CONF.	ADJ CONF.
Average RPI Loss: <b>170</b>	RECORD	PCT. RANK	GAMES	SCHEDULE	OF SCHEDULE	RPI	RPI	RPI	RPI
DIV. I ONLY	<b>9- 17</b>	<b>255</b>	<b>4- 6</b>	<b>195</b>	<b>272</b>	<b>253</b>	<b>253</b>	<b>23</b>	<b>23</b>
DIV. I NON-CONF.	<b>3- 8</b>	<b>262</b>	<b>0- 0</b>	<b>263</b>	<b>234</b>	<b>286</b>	<b>286</b>	<b>25</b>	<b>25</b>
TOTALS	RPI 1-25	RPI 26-50	W-L RECORDS	RPI 51-100	RPI 101-150	RPI 150+			
9- 17	0- 0	0- 0	OVERALL	0- 4	1- 2	8- 11			
6- 5	0- 0	0- 0	HOME	0- 1	0- 2	6- 2			
3- 12	0- 0	0- 0	AWAY	0- 3	1- 0	2- 9			
0- 0	0- 0	0- 0	NEUTRAL	0- 0	0- 0	0- 0			
3- 8	0- 0	0- 0	NON-CONFERENCE	0- 2	0- 1	3- 5			
2- 1	0- 0	0- 0	HOME	0- 0	0- 1	2- 0			
1- 7	0- 0	0- 0	AWAY	0- 2	0- 0	1- 5			
0- 0	0- 0	0- 0	NEUTRAL	0- 0	0- 0	0- 0			
6- 9	0- 0	0- 0	CONFERENCE	0- 2	1- 1	5- 6			
4- 4	0- 0	0- 0	HOME	0- 1	0- 1	4- 2			
2- 5	0- 0	0- 0	AWAY	0- 1	1- 0	1- 4			
0- 0	0- 0	0- 0	NEUTRAL	0- 0	0- 0	0- 0			

RPI S	Opponent	Score	RPI S	Opponent	Score	RPI S	Opponent	Score	RPI S	Opponent	Score	Team's RPI: 253
						68	A Bucknell	56 <b>79</b>	118	A Navy	69 61	
						68	H Bucknell	49 <b>79</b>	118	H Navy	67 <b>80</b>	
						77	A Gonzaga	42 <b>72</b>	120	H Cornell	57 <b>70</b>	
						90	A Purdue	51 <b>71</b>	156	A Army West Point	47 <b>57</b>	
									156	H Army West Point	69 <b>76</b>	
									162	A Brown	67 62	
									177	A Columbia	67 <b>75</b>	
									178	A Providence	85 <b>92</b>	
									179	A Siena	63 <b>71</b>	
									206	H Towson	76 71	
									210	A American	57 <b>68</b>	
									210	H American	62 <b>73</b>	
									233	A St. Bonaventure	57 <b>70</b>	
									240	A Boston U.	51 <b>65</b>	
									240	H Boston U.	96 87	
									262	A Loyola Maryland	77 <b>87</b>	
									262	H Loyola Maryland	76 62	
									312	A Holy Cross	62 54	
									312	H Holy Cross	70 52	
									320	H Lafayette	76 69	
									334	H LIU Brooklyn	76 61	
									345	A UMass Lowell	77 <b>82</b>	
LAST 12 Division I GAMES:												
262	H Loyola Maryland	76 62	210	H American	62 <b>73</b>							
240	A Boston U.	51 <b>65</b>	262	A Loyola Maryland	77 <b>87</b>							
68	H Bucknell	49 <b>79</b>	240	H Boston U.	96 87							
156	A Army West Point	47 <b>57</b>	68	A Bucknell	56 <b>79</b>							
118	A Navy	69 61	156	H Army West Point	69 <b>76</b>							
312	H Holy Cross	70 52	118	H Navy	67 <b>80</b>							

Non-Div I Games:

Colgate

Colorado

Through Games Of Feb. 21, 2017

Average RPI Win:	159	WON-LOST	WINNING	LAST 10	STRENGTH OF	OPP. STRENGTH	TEAM	ADJ.	CONF.	ADJ CONF.
Average RPI Loss:	36	RECORD	PCT. RANK	GAMES	SCHEDULE	OF SCHEDULE	RPI	RPI	RPI	RPI
DIV. I ONLY	15- 12	142	4- 6	45	31	80	80	1	1	
DIV. I NON-CONF.	10- 1	15	0- 0	226	216	73	73	1	1	
TOTALS	RPI 1-25	RPI 26-50	W-L RECORDS	RPI 51-100	RPI 101-150	RPI 150+				
15- 12	1- 6	1- 2	OVERALL	5- 3	2- 1	6- 0				
11- 6	1- 3	1- 1	HOME	4- 1	1- 1	4- 0				
4- 6	0- 3	0- 1	AWAY	1- 2	1- 0	2- 0				
0- 0	0- 0	0- 0	NEUTRAL	0- 0	0- 0	0- 0				
10- 1	1- 0	0- 0	NON-CONFERENCE	2- 0	1- 1	6- 0				
7- 1	1- 0	0- 0	HOME	2- 0	0- 1	4- 0				
3- 0	0- 0	0- 0	AWAY	0- 0	1- 0	2- 0				
0- 0	0- 0	0- 0	NEUTRAL	0- 0	0- 0	0- 0				
5- 11	0- 6	1- 2	CONFERENCE	3- 3	1- 0	0- 0				
4- 5	0- 3	1- 1	HOME	2- 1	1- 0	0- 0				
1- 6	0- 3	0- 1	AWAY	1- 2	0- 0	0- 0				
0- 0	0- 0	0- 0	NEUTRAL	0- 0	0- 0	0- 0				

RPI	S	Opponent	Score	RPI	S	Opponent	Score	RPI	S	Opponent	Score	RPI	S	Opponent	Score
6	A	Oregon St.	57 81	28	H	Arizona St.	52 71	52	H	Colorado St.	74 56	111	H	Arizona	65 56
6	H	Oregon St.	49 54	30	A	Oregon	66 71	63	A	Southern California	54 79	112	H	Wyoming	75 82
7	H	Washington	75 79	30	H	Oregon	76 66	71	A	California	64 59	127	A	Northern Colo.	83 62
9	A	Stanford	51 64					71	H	California	53 65	152	H	Idaho St.	85 56
9	H	Stanford	70 84					75	A	Utah	53 58	289	A	North Dakota St.	76 59
12	A	UCLA	74 87					75	H	Utah	54 49	305	A	Mississippi Val.	76 64
14	H	Kentucky	79 69					92	H	SMU	67 50	323	H	Air Force	95 68
								96	H	Washington St.	70 58	326	H	St. Francis Brooklyn	81 54
												327	H	Southeastern La.	112 54
LAST 12 Division I GAMES:															
30	H	Oregon	76 66	75	A	Utah	53 58								
6	H	Oregon St.	49 54	75	H	Utah	54 49								
71	A	California	64 59	6	A	Oregon St.	57 81								
9	A	Stanford	51 64	30	A	Oregon	66 71								
7	H	Washington	75 79	9	H	Stanford	70 84								
96	H	Washington St.	70 58	71	H	California	53 65								

Non-Div I Games:

Colorado

Loss, Non-Conf, S Site, H Home A Away N Neutral



Average RPI Win:	193	WON-LOST	WINNING	LAST 10	STRENGTH OF	OPP. STRENGTH	TEAM	ADJ.	CONF.	ADJ CONF.
Average RPI Loss:	93	RECORD	PCT. RANK	GAMES	SCHEDULE	OF SCHEDULE	RPI	RPI	RPI	RPI
DIV. I ONLY	18- 6	44	9- 1	145	110	52	52	13	13	
DIV. I NON-CONF.	6- 4	127	0- 0	242	66	138	138	15	15	
TOTALS	RPI 1-25	RPI 26-50	W-L RECORDS	RPI 51-100	RPI 101-150	RPI 150+				
18- 6	0- 2	0- 0	OVERALL	3- 2	4- 0	11- 2				
11- 1	0- 0	0- 0	HOME	1- 1	3- 0	7- 0				
7- 5	0- 1	0- 0	AWAY	2- 1	1- 0	4- 1				
0- 0	0- 0	0- 0	NEUTRAL	0- 0	0- 0	0- 0				
6- 4	0- 2	0- 0	NON-CONFERENCE	0- 1	2- 0	4- 1				
5- 0	0- 0	0- 0	HOME	0- 0	2- 0	3- 0				
1- 4	0- 2	0- 0	AWAY	0- 1	0- 0	1- 1				
0- 0	0- 0	0- 0	NEUTRAL	0- 0	0- 0	0- 0				
12- 2	0- 0	0- 0	CONFERENCE	3- 1	2- 0	7- 1				
6- 1	0- 0	0- 0	HOME	1- 1	1- 0	4- 0				
6- 1	0- 0	0- 0	AWAY	2- 0	1- 0	3- 1				
0- 0	0- 0	0- 0	NEUTRAL	0- 0	0- 0	0- 0				

RPI 1-25				RPI 26-50				RPI 51-100 Team's RPI: 52				RPI 101+			
RPI	S	Opponent	Score	RPI	S	Opponent	Score	RPI	S	Opponent	Score	RPI	S	Opponent	Score
7	A	Washington	68 101					69	A	Boise St.	60 53	112	H	Wyoming	61 54
15	A	Oklahoma	55 70					69	H	Boise St.	45 51	127	H	Northern Colo.	58 47
								80	A	Colorado	56 74	139	A	New Mexico	78 63
								88	A	UNLV	57 37	149	H	Omaha	69 42
								88	H	UNLV	44 41	174	A	Fresno St.	66 64
												174	H	Fresno St.	73 56
												190	A	Utah St.	48 55
												190	H	Utah St.	74 43
												194	A	Nebraska	59 62
												195	A	San Jose St.	68 56
												195	H	San Jose St.	70 67
												215	H	Seattle U	66 62
												264	H	San Diego St.	60 43
												311	H	Denver	76 49
												323	A	Air Force	72 35
												327	H	Southeastern La.	77 31
												330	A	Montana	63 49
LAST 12 Division I GAMES:															
112	H	Wyoming	61 54	195	A	San Jose St.	68 56								
174	A	Fresno St.	66 64	190	H	Utah St.	74 43								
190	A	Utah St.	48 55	174	H	Fresno St.	73 56								
88	H	UNLV	44 41	139	A	New Mexico	78 63								
69	A	Boise St.	60 53	323	A	Air Force	72 35								
264	H	San Diego St.	60 43	195	H	San Jose St.	70 67								

Non-Div I Games: N.M. Highlands 96 31 Adams St. 76 29

Colorado St.

Loss, Non-Conf, S Site, H Home A Away N Neutral

Average RPI Win:	256	WON-LOST	WINNING	LAST 10	STRENGTH OF	OPP. STRENGTH	TEAM	ADJ.	CONF.	ADJ CONF.
Average RPI Loss:	123	RECORD	PCT. RANK	GAMES	SCHEDULE	OF SCHEDULE	RPI	RPI	RPI	RPI
DIV. I ONLY	13- 10	136	3- 7	256	212	177	177	8	8	
DIV. I NON-CONF.	10- 3	54	1- 1	339	332	170	170	9	9	
TOTALS	RPI 1-25	RPI 26-50	W-L RECORDS	RPI 51-100	RPI 101-150	RPI 150+				
13- 10	0- 0	0- 2	OVERALL	0- 1	1- 4	12- 3				
5- 5	0- 0	0- 1	HOME	0- 1	0- 2	5- 1				
8- 5	0- 0	0- 1	AWAY	0- 0	1- 2	7- 2				
0- 0	0- 0	0- 0	NEUTRAL	0- 0	0- 0	0- 0				
10- 3	0- 0	0- 0	NON-CONFERENCE	0- 0	0- 1	10- 2				
4- 1	0- 0	0- 0	HOME	0- 0	0- 0	4- 1				
6- 2	0- 0	0- 0	AWAY	0- 0	0- 1	6- 1				
0- 0	0- 0	0- 0	NEUTRAL	0- 0	0- 0	0- 0				
3- 7	0- 0	0- 2	CONFERENCE	0- 1	1- 3	2- 1				
1- 4	0- 0	0- 1	HOME	0- 1	0- 2	1- 0				
2- 3	0- 0	0- 1	AWAY	0- 0	1- 1	1- 1				
0- 0	0- 0	0- 0	NEUTRAL	0- 0	0- 0	0- 0				

RPI S	Opponent	Score	RPI S	Opponent	Score	RPI S	Opponent	Score	RPI S	Opponent	Score	Team's RPI: 177
27	A Harvard	68 70	27	H Harvard	55 58	85	H Penn	54 64	110	H Princeton	52 62	
									120	A Cornell	70 77	
									120	H Cornell	55 69	
									121	A Long Beach St.	60 73	
									140	A Yale	72 68	
									162	A Brown	60 69	
									178	H Providence	66 64	
									201	H UMBC	56 67	
									214	A Binghamton	75 65	
									224	A Richmond	65 58	
									239	A Dartmouth	91 88	
									239	H Dartmouth	69 48	
									243	A Saint Francis (PA)	84 77	
									253	H Colgate	75 67	
									255	A Stony Brook	53 55	
									262	A Loyola Maryland	65 53	
									314	A NJIT	65 51	
									334	H LIU Brooklyn	66 57	
									342	A Cal St. Fullerton	61 46	
									345	H UMass Lowell	76 57	
LAST 12 Division I GAMES:												
239	H Dartmouth	69 48	27	A Harvard	68 70							
27	H Harvard	55 58	239	A Dartmouth	91 88							
110	H Princeton	52 62	120	H Cornell	55 69							
85	H Penn	54 64	120	A Cornell	70 77							
162	A Brown	60 69	314	A NJIT	65 51							
140	A Yale	72 68	121	A Long Beach St.	60 73							

Non-Div I Games:

Columbia

■ Loss, 
 ■ Non-Conf, S Site, 
 ■ Home 
 ■ Away 
 N Neutral

Average RPI Win:	316	WON-LOST	WINNING	LAST 10	STRENGTH OF	OPP. STRENGTH	TEAM	ADJ.	CONF.	ADJ CONF.
Average RPI Loss:	159	RECORD	PCT. RANK	GAMES	SCHEDULE	OF SCHEDULE	RPI	RPI	RPI	RPI
DIV. I ONLY	8- 18	272	5- 5	240	308	275	275	32	32	
DIV. I NON-CONF.	0- 12	335	0- 0	51	74	295	295	31	31	
TOTALS	RPI 1-25	RPI 26-50	W-L RECORDS	RPI 51-100	RPI 101-150	RPI 150+				
8- 18	0- 1	0- 3	OVERALL	0- 1	0- 3	8- 10				
4- 4	0- 0	0- 0	HOME	0- 0	0- 1	4- 3				
4- 13	0- 1	0- 3	AWAY	0- 1	0- 2	4- 6				
0- 1	0- 0	0- 0	NEUTRAL	0- 0	0- 0	0- 1				
0- 12	0- 1	0- 3	NON-CONFERENCE	0- 1	0- 3	0- 4				
0- 1	0- 0	0- 0	HOME	0- 0	0- 1	0- 0				
0- 10	0- 1	0- 3	AWAY	0- 1	0- 2	0- 3				
0- 1	0- 0	0- 0	NEUTRAL	0- 0	0- 0	0- 1				
8- 6	0- 0	0- 0	CONFERENCE	0- 0	0- 0	8- 6				
4- 3	0- 0	0- 0	HOME	0- 0	0- 0	4- 3				
4- 3	0- 0	0- 0	AWAY	0- 0	0- 0	4- 3				
0- 0	0- 0	0- 0	NEUTRAL	0- 0	0- 0	0- 0				

RPI 1-25				RPI 26-50				RPI 51-100				RPI 101+ Team's RPI: 275			
RPI	S	Opponent	Score	RPI	S	Opponent	Score	RPI	S	Opponent	Score	RPI	S	Opponent	Score
16	A	Miami (FL)	35 75	31	A	Syracuse	30 76	56	A	West Virginia	39 69	106	H	SFA	57 72
				45	A	Virginia	40 103					107	A	North Carolina	55 90
				46	A	George Washington	46 77					135	A	VCU	44 73
												191	N	ETSU	58 70
												192	A	Hampton	54 78
												193	A	Bethune-Cookman	52 71
												193	H	Bethune-Cookman	56 76
												201	A	UMBC	63 73
												206	A	Towson	65 69
												244	A	Howard	58 66
												245	A	UMES	55 49
												272	H	Norfolk St.	45 49
												280	A	Mt. St. Mary's	48 54
												284	H	N.C. A&T	65 57
												286	A	Savannah St.	59 47
												333	H	Morgan St.	61 45
												335	A	Florida A&M	70 62
												340	H	N.C. Central	46 58
												347	A	South Carolina St.	66 63
												347	H	South Carolina St.	70 54
												348	H	Delaware St.	77 64
LAST 12 Division I GAMES:															
286	A	Savannah St.	59 47	192	A	Hampton	54 78								
347	A	South Carolina St.	66 63	333	H	Morgan St.	61 45								
348	H	Delaware St.	77 64	272	H	Norfolk St.	45 49								
193	H	Bethune-Cookman	56 76	244	A	Howard	58 66								
340	H	N.C. Central	46 58	284	H	N.C. A&T	65 57								
245	A	UMES	55 49	193	A	Bethune-Cookman	52 71								

Non-Div I Games:

Coppin St.

■ Loss, 
 ■ Non-Conf, 
 ■ S Site, 
 ■ Home 
 ■ A Away 
 N Neutral

Average RPI Win: <b>212</b>	WON-LOST	WINNING	LAST 10	STRENGTH OF	OPP. STRENGTH	TEAM	ADJ.	CONF.	ADJ CONF.
Average RPI Loss: <b>143</b>	RECORD	PCT. RANK	GAMES	SCHEDULE	OF SCHEDULE	RPI	RPI	RPI	RPI
DIV. I ONLY	<b>14- 9</b>	<b>112</b>	<b>5- 5</b>	<b>153</b>	<b>219</b>	<b>120</b>	<b>120</b>	<b>8</b>	<b>8</b>
DIV. I NON-CONF.	<b>9- 4</b>	<b>85</b>	<b>2- 0</b>	<b>266</b>	<b>321</b>	<b>131</b>	<b>131</b>	<b>9</b>	<b>9</b>
TOTALS	RPI 1-25	RPI 26-50	W-L RECORDS	RPI 51-100	RPI 101-150	RPI 150+			
14- 9	0- 0	1- 1	OVERALL	1- 2	1- 2	11- 4			
7- 3	0- 0	1- 0	HOME	1- 2	0- 1	5- 0			
7- 6	0- 0	0- 1	AWAY	0- 0	1- 1	6- 4			
0- 0	0- 0	0- 0	NEUTRAL	0- 0	0- 0	0- 0			
9- 4	0- 0	0- 0	NON-CONFERENCE	1- 1	0- 1	8- 2			
4- 1	0- 0	0- 0	HOME	1- 1	0- 0	3- 0			
5- 3	0- 0	0- 0	AWAY	0- 0	0- 1	5- 2			
0- 0	0- 0	0- 0	NEUTRAL	0- 0	0- 0	0- 0			
5- 5	0- 0	1- 1	CONFERENCE	0- 1	1- 1	3- 2			
3- 2	0- 0	1- 0	HOME	0- 1	0- 1	2- 0			
2- 3	0- 0	0- 1	AWAY	0- 0	1- 0	1- 2			
0- 0	0- 0	0- 0	NEUTRAL	0- 0	0- 0	0- 0			

RPI S	Opponent	Score	RPI S	Opponent	Score	RPI S	Opponent	Score	RPI S	Opponent	Score	Team's RPI: 120
27	A Harvard	59 <b>62</b>	27	H Harvard	57 52	54	H Drexel	53 <b>63</b>	110	H Princeton	54 <b>58</b>	
						70	H New Hampshire	61 56	140	A Yale	76 63	
						85	H Penn	55 <b>61</b>	145	A Pittsburgh	44 <b>56</b>	
									162	A Brown	67 <b>72</b>	
									177	A Columbia	69 55	
									177	H Columbia	77 70	
									206	A Towson	63 <b>68</b>	
									214	A Binghamton	54 51	
									239	A Dartmouth	74 <b>84</b>	
									239	H Dartmouth	72 57	
									243	A Saint Francis (PA)	78 72	
									244	H Howard	67 55	
									253	A Colgate	70 57	
									255	A Stony Brook	65 <b>66</b>	
									260	H Canisius	60 43	
									262	H Loyola Maryland	58 50	
									310	A Youngstown St.	80 75	
									348	A Delaware St.	72 51	
LAST 12 Division I GAMES:												
27	H Harvard	57 52	239	A Dartmouth	74 <b>84</b>							
239	H Dartmouth	72 57	27	A Harvard	59 <b>62</b>							
85	H Penn	55 <b>61</b>	177	A Columbia	69 55							
110	H Princeton	54 <b>58</b>	177	H Columbia	77 70							
140	A Yale	76 63	348	A Delaware St.	72 51							
162	A Brown	67 <b>72</b>	214	A Binghamton	54 51							

Non-Div I Games:

Cornell

## Creighton

Through Games Of Feb. 21, 2017

Average RPI Win:	124	WON-LOST	WINNING	LAST 10	STRENGTH OF	OPP. STRENGTH	TEAM	ADJ.	CONF.	ADJ CONF.
Average RPI Loss:	58	RECORD	PCT. RANK	GAMES	SCHEDULE	OF SCHEDULE	RPI	RPI	RPI	RPI
DIV. I ONLY	20- 6	33	9- 1	48	57	19	19	7	7	
DIV. I NON-CONF.	6- 4	127	0- 0	66	29	66	66	7	7	
TOTALS	RPI 1-25	RPI 26-50	W-L RECORDS	RPI 51-100	RPI 101-150	RPI 150+				
20- 6	0- 3	3- 1	OVERALL	7- 1	1- 0	9- 1				
12- 1	0- 1	2- 0	HOME	3- 0	1- 0	6- 0				
7- 4	0- 1	1- 1	AWAY	3- 1	0- 0	3- 1				
1- 1	0- 1	0- 0	NEUTRAL	1- 0	0- 0	0- 0				
6- 4	0- 1	1- 1	NON-CONFERENCE	1- 1	1- 0	3- 1				
4- 0	0- 0	1- 0	HOME	0- 0	1- 0	2- 0				
1- 3	0- 0	0- 1	AWAY	0- 1	0- 0	1- 1				
1- 1	0- 1	0- 0	NEUTRAL	1- 0	0- 0	0- 0				
14- 2	0- 2	2- 0	CONFERENCE	6- 0	0- 0	6- 0				
8- 1	0- 1	1- 0	HOME	3- 0	0- 0	4- 0				
6- 1	0- 1	1- 0	AWAY	3- 0	0- 0	2- 0				
0- 0	0- 0	0- 0	NEUTRAL	0- 0	0- 0	0- 0				

RPI S	Opponent	Score	RPI S	Opponent	Score	RPI S	Opponent	Score	RPI S	Opponent	Score
17 A	DePaul	65 79	32 A	South Dakota St.	56 63	51 N	Dayton	56 53	149 H	Omaha	82 45
17 H	DePaul	56 60	35 H	Drake	80 77	55 A	Villanova	47 44	166 H	Kansas	69 49
23 N	Missouri	63 72	39 A	Marquette	83 63	55 H	Villanova	60 46	178 A	Providence	58 51
			39 H	Marquette	80 77	58 A	Georgetown	67 59	178 H	Providence	88 57
						58 H	Georgetown	70 68	186 H	Xavier	63 52
						62 A	UNI	49 50	194 H	Nebraska	80 64
						72 A	St. John's (NY)	55 43	199 A	Wichita St.	54 62
						72 H	St. John's (NY)	67 60	207 A	Seton Hall	70 60
									207 H	Seton Hall	61 44
									226 A	Marist	72 50
									250 H	Butler	67 52
LAST 12 Division I GAMES:											
72 H	St. John's (NY)	67 60	17 H	DePaul	56 60						
207 H	Seton Hall	61 44	207 A	Seton Hall	70 60						
178 H	Providence	88 57	72 A	St. John's (NY)	55 43						
58 A	Georgetown	67 59	178 A	Providence	58 51						
55 A	Villanova	47 44	55 H	Villanova	60 46						
39 H	Marquette	80 77	58 H	Georgetown	70 68						

Non-Div I Games:

Creighton

■ Loss, 
 ■ Non-Conf, S Site, 
 ■ Home 
 ■ Away 
 N Neutral

Average RPI Win: <b>239</b>	WON-LOST	WINNING	LAST 10	STRENGTH OF	OPP. STRENGTH	TEAM	ADJ.	CONF.	ADJ CONF.
Average RPI Loss: <b>138</b>	RECORD	PCT. RANK	GAMES	SCHEDULE	OF SCHEDULE	RPI	RPI	RPI	RPI
DIV. I ONLY	6- 17	297	1- 9	94	208	239	239	8	8
DIV. I NON-CONF.	5- 8	218	1- 1	233	294	234	234	9	9
TOTALS	RPI 1-25	RPI 26-50	W-L RECORDS	RPI 51-100	RPI 101-150	RPI 150+			
6- 17	0- 0	0- 2	OVERALL	0- 2	2- 6	4- 7			
4- 6	0- 0	0- 1	HOME	0- 0	2- 1	2- 4			
2- 11	0- 0	0- 1	AWAY	0- 2	0- 5	2- 3			
0- 0	0- 0	0- 0	NEUTRAL	0- 0	0- 0	0- 0			
5- 8	0- 0	0- 0	NON-CONFERENCE	0- 1	1- 3	4- 4			
3- 2	0- 0	0- 0	HOME	0- 0	1- 0	2- 2			
2- 6	0- 0	0- 0	AWAY	0- 1	0- 3	2- 2			
0- 0	0- 0	0- 0	NEUTRAL	0- 0	0- 0	0- 0			
1- 9	0- 0	0- 2	CONFERENCE	0- 1	1- 3	0- 3			
1- 4	0- 0	0- 1	HOME	0- 0	1- 1	0- 2			
0- 5	0- 0	0- 1	AWAY	0- 1	0- 2	0- 1			
0- 0	0- 0	0- 0	NEUTRAL	0- 0	0- 0	0- 0			

RPI 1-25				RPI 26-50				RPI 51-100				RPI 101+				Team's RPI: 239	
RPI	S	Opponent	Score	RPI	S	Opponent	Score	RPI	S	Opponent	Score	RPI	S	Opponent	Score		
				27	A	Harvard	65 70	70	A	New Hampshire	47 64	110	A	Princeton	55 85		
				27	H	Harvard	61 70	85	A	Penn	38 68	120	A	Cornell	57 72		
												120	H	Cornell	84 74		
												123	A	Old Dominion	56 82		
												140	H	Yale	50 57		
												141	A	Maine	55 60		
												142	H	Albany (NY)	69 61		
												150	A	William & Mary	50 63		
												156	H	Army West Point	60 68		
												162	H	Brown	62 65		
												170	A	Boston College	53 65		
												177	A	Columbia	48 69		
												177	H	Columbia	88 91		
												226	H	Marist	61 66		
												240	A	Boston U.	61 49		
												282	A	Vermont	54 59		
												304	A	Rhode Island	62 52		
												312	H	Holy Cross	53 49		
												318	H	Central Conn. St.	61 51		
LAST 12 Division I GAMES:																	
				177	A	Columbia	48 69	120	H	Cornell	84 74						
				120	A	Cornell	57 72	177	H	Columbia	88 91						
				162	H	Brown	62 65	27	H	Harvard	61 70						
				140	H	Yale	50 57	27	A	Harvard	65 70						
				85	A	Penn	38 68	70	A	New Hampshire	47 64						
				110	A	Princeton	55 85	142	H	Albany (NY)	69 61						

Non-Div I Games:

Dartmouth

■ Loss, 
 ■ Non-Conf, 
 ■ S Site, 
 ■ Home 
 ■ A Away 
 N Neutral

Average RPI Win: <b>231</b>	WON-LOST	WINNING	LAST 10	STRENGTH OF	OPP. STRENGTH	TEAM	ADJ.	CONF.	ADJ CONF.
Average RPI Loss: <b>142</b>	RECORD	PCT. RANK	GAMES	SCHEDULE	OF SCHEDULE	RPI	RPI	RPI	RPI
DIV. I ONLY	6- 22	315	3- 7	88	201	277	277	12	12
DIV. I NON-CONF.	2- 10	305	0- 0	45	308	264	264	12	12
TOTALS	RPI 1-25	RPI 26-50	W-L RECORDS	RPI 51-100	RPI 101-150	RPI 150+			
6- 22	0- 0	0- 2	OVERALL	0- 3	1- 8	5- 9			
5- 9	0- 0	0- 0	HOME	0- 2	1- 3	4- 4			
1- 11	0- 0	0- 2	AWAY	0- 0	0- 5	1- 4			
0- 2	0- 0	0- 0	NEUTRAL	0- 1	0- 0	0- 1			
2- 10	0- 0	0- 1	NON-CONFERENCE	0- 2	0- 3	2- 4			
2- 4	0- 0	0- 0	HOME	0- 1	0- 2	2- 1			
0- 4	0- 0	0- 1	AWAY	0- 0	0- 1	0- 2			
0- 2	0- 0	0- 0	NEUTRAL	0- 1	0- 0	0- 1			
4- 12	0- 0	0- 1	CONFERENCE	0- 1	1- 5	3- 5			
3- 5	0- 0	0- 0	HOME	0- 1	1- 1	2- 3			
1- 7	0- 0	0- 1	AWAY	0- 0	0- 4	1- 2			
0- 0	0- 0	0- 0	NEUTRAL	0- 0	0- 0	0- 0			

RPI S	Opponent	Score	RPI S	Opponent	Score	RPI S	Opponent	Score	RPI S	Opponent	Score	Team's RPI: 277
41	A Michigan St.	34 70	46	A George Washington	62 76	51	H Dayton	52 68	102	A Saint Joseph's	54 69	
						84	N Toledo	41 76	103	H Saint Louis	69 106	
						95	H Mercer	60 67	114	H UCF	38 57	
									115	A Charlotte	79 93	
									119	A Fordham	72 85	
									119	H Fordham	52 51	
									132	H Radford	40 44	
									134	A Duquesne	51 73	
									135	A VCU	47 54	
									152	N Idaho St.	58 70	
									165	H La Salle	58 65	
									176	A Western Mich.	63 76	
									185	A George Mason	55 59	
									185	H George Mason	58 54	
									191	A ETSU	56 76	
									223	H UNCW	58 67	
									224	H Richmond	52 61	
									233	A St. Bonaventure	51 70	
									237	H Furman	71 61	
									248	H High Point	82 72	
									293	A Massachusetts	63 59	
									293	H Massachusetts	60 61	
									304	H Rhode Island	74 64	
LAST 12 Division I GAMES:												
135	A VCU	47 54	51	H Dayton	52 68							
102	A Saint Joseph's	54 69	224	H Richmond	52 61							
119	H Fordham	52 51	233	A St. Bonaventure	51 70							
304	H Rhode Island	74 64	165	H La Salle	58 65							
185	A George Mason	55 59	185	H George Mason	58 54							
293	A Massachusetts	63 59	46	A George Washington	62 76							

Non-Div I Games:

Davidson

■ Loss, 
■ Non-Conf, 
■ S Site, 
■ H Home 
■ A Away 
N Neutral

Average RPI Win:	178	WON-LOST	WINNING	LAST 10	STRENGTH OF	OPP. STRENGTH	TEAM	ADJ.	CONF.	ADJ CONF.
Average RPI Loss:	64	RECORD	PCT. RANK	GAMES	SCHEDULE	OF SCHEDULE	RPI	RPI	RPI	RPI
DIV. I ONLY	18- 9	80	8- 2	68	84	51	51	12	12	
DIV. I NON-CONF.	6- 6	165	0- 0	32	11	77	77	12	12	
TOTALS	RPI 1-25	RPI 26-50	W-L RECORDS	RPI 51-100	RPI 101-150	RPI 150+				
18- 9	1- 2	1- 3	OVERALL	0- 2	7- 1	9- 1				
7- 3	0- 0	1- 1	HOME	0- 1	2- 0	4- 1				
8- 4	0- 1	0- 2	AWAY	0- 0	4- 1	4- 0				
3- 2	1- 1	0- 0	NEUTRAL	0- 1	1- 0	1- 0				
6- 6	1- 2	0- 2	NON-CONFERENCE	0- 2	2- 0	3- 0				
1- 2	0- 0	0- 1	HOME	0- 1	0- 0	1- 0				
2- 2	0- 1	0- 1	AWAY	0- 0	1- 0	1- 0				
3- 2	1- 1	0- 0	NEUTRAL	0- 1	1- 0	1- 0				
12- 3	0- 0	1- 1	CONFERENCE	0- 0	5- 1	6- 1				
6- 1	0- 0	1- 0	HOME	0- 0	2- 0	3- 1				
6- 2	0- 0	0- 1	AWAY	0- 0	3- 1	3- 0				
0- 0	0- 0	0- 0	NEUTRAL	0- 0	0- 0	0- 0				

RPI 1-25				RPI 26-50				RPI 51-100 Team's RPI: 51				RPI 101+			
RPI	S	Opponent	Score	RPI	S	Opponent	Score	RPI	S	Opponent	Score	RPI	S	Opponent	Score
1	A	UConn	65 98	43	H	Quinnipiac	60 63	53	N	Georgia Tech	68 81	102	H	Saint Joseph's	64 59
19	N	Creighton	53 56	45	A	Virginia	56 66	84	H	Toledo	72 76	103	A	Saint Louis	78 67
20	N	Texas A&M	74 57	46	A	George Washington	39 52					110	A	Princeton	62 56
				46	H	George Washington	50 48					119	A	Fordham	52 66
LAST 12 Division I GAMES:															
				119	A	Fordham	52 66	304	H	Rhode Island	81 51	123	N	Old Dominion	77 69
				134	H	Duquesne	66 47	185	A	George Mason	60 48	134	A	Duquesne	75 64
				46	A	George Washington	39 52	102	H	Saint Joseph's	64 59	134	H	Duquesne	66 47
				224	H	Richmond	55 39	103	A	Saint Louis	78 67	135	A	VCU	68 48
				135	A	VCU	68 48	134	A	Duquesne	75 64	165	H	La Salle	51 54
				277	A	Davidson	68 52	46	H	George Washington	50 48	185	A	George Mason	60 48
												211	A	Wisconsin	83 64
												224	H	Richmond	55 39
												232	N	Liberty	82 53
												233	A	St. Bonaventure	62 60
												277	A	Davidson	68 52
												293	H	Massachusetts	77 65
												304	H	Rhode Island	81 51
												333	H	Morgan St.	61 42

Non-Div I Games:

Dayton

■ Loss, 
■ Non-Conf, 
■ S Site, 
■ H Home 
■ A Away 
N Neutral



Average RPI Win:	151	WON-LOST	WINNING	LAST 10	STRENGTH OF	OPP. STRENGTH	TEAM	ADJ.	CONF.	ADJ CONF.
Average RPI Loss:	18	RECORD	PCT. RANK	GAMES	SCHEDULE	OF SCHEDULE	RPI	RPI	RPI	RPI
DIV. I ONLY	22- 6	26	8- 2	49	53	17	17	7	7	
DIV. I NON-CONF.	8- 4	97	0- 0	17	13	32	32	7	7	
TOTALS	RPI 1-25	RPI 26-50	W-L RECORDS	RPI 51-100	RPI 101-150	RPI 150+				
22- 6	2- 4	1- 2	OVERALL	6- 0	0- 0	13- 0				
11- 2	1- 1	0- 1	HOME	2- 0	0- 0	8- 0				
9- 3	1- 2	0- 1	AWAY	3- 0	0- 0	5- 0				
2- 1	0- 1	1- 0	NEUTRAL	1- 0	0- 0	0- 0				
8- 4	0- 4	1- 0	NON-CONFERENCE	2- 0	0- 0	5- 0				
5- 1	0- 1	0- 0	HOME	1- 0	0- 0	4- 0				
1- 2	0- 2	0- 0	AWAY	0- 0	0- 0	1- 0				
2- 1	0- 1	1- 0	NEUTRAL	1- 0	0- 0	0- 0				
14- 2	2- 0	0- 2	CONFERENCE	4- 0	0- 0	8- 0				
6- 1	1- 0	0- 1	HOME	1- 0	0- 0	4- 0				
8- 1	1- 0	0- 1	AWAY	3- 0	0- 0	4- 0				
0- 0	0- 0	0- 0	NEUTRAL	0- 0	0- 0	0- 0				

RPI 1-25				RPI 26-50				RPI 51-100				RPI 101+			
RPI	S	Opponent	Score	RPI	S	Opponent	Score	RPI	S	Opponent	Score	RPI	S	Opponent	Score
1	A	UConn	46 91	31	N	Syracuse	108 84	55	A	Villanova	80 50	178	A	Providence	64 55
2	H	Notre Dame	61 75	39	A	Marquette	81 96	57	N	Western Ky.	77 69	178	H	Providence	61 56
5	N	Baylor	72 104	39	H	Marquette	101 102	58	A	Georgetown	76 53	182	H	UAB	90 80
19	A	Creighton	60 56					66	H	Northwestern	89 66	186	A	Xavier	70 43
19	H	Creighton	79 65					72	A	St. John's (NY)	78 66	186	H	Xavier	85 69
24	A	Temple	74 84					72	H	St. John's (NY)	54 51	207	A	Seton Hall	96 65
												207	H	Seton Hall	86 60
												208	H	Appalachian St.	99 58
												235	H	UT Martin	100 68
												250	A	Butler	92 62
												250	H	Butler	100 69
												283	H	Prairie View	94 62
												315	A	Loyola Chicago	107 46
LAST 12 Division I GAMES:															
39	A	Marquette	81 96	19	A	Creighton	60 56								
250	A	Butler	92 62	39	H	Marquette	101 102								
186	A	Xavier	70 43	186	H	Xavier	85 69								
207	H	Seton Hall	86 60	250	H	Butler	100 69								
72	H	St. John's (NY)	54 51	72	A	St. John's (NY)	78 66								
178	A	Providence	64 55	207	A	Seton Hall	96 65								

Non-Div I Games:

DePaul

■ Loss, 
■ Non-Conf, 
■ S Site, 
■ H Home 
■ A Away 
N Neutral

Delaware

Through Games Of Feb. 21, 2017

Average RPI Win:	194	WON-LOST	WINNING	LAST 10	STRENGTH OF	OPP. STRENGTH	TEAM	ADJ.	CONF.	ADJ CONF.
Average RPI Loss:	92	RECORD	PCT. RANK	GAMES	SCHEDULE	OF SCHEDULE	RPI	RPI	RPI	RPI
DIV. I ONLY	14- 12	152	6- 4	82	126	129	129	9	9	
DIV. I NON-CONF.	6- 5	148	0- 0	99	260	157	157	8	8	
TOTALS	RPI 1-25	RPI 26-50	W-L RECORDS	RPI 51-100	RPI 101-150	RPI 150+				
14- 12	0- 0	0- 4	OVERALL	0- 3	2- 1	12- 4				
8- 6	0- 0	0- 1	HOME	0- 2	1- 1	7- 2				
6- 4	0- 0	0- 2	AWAY	0- 1	1- 0	5- 1				
0- 2	0- 0	0- 1	NEUTRAL	0- 0	0- 0	0- 1				
6- 5	0- 0	0- 1	NON-CONFERENCE	0- 1	1- 0	5- 3				
4- 3	0- 0	0- 0	HOME	0- 1	1- 0	3- 2				
2- 0	0- 0	0- 0	AWAY	0- 0	0- 0	2- 0				
0- 2	0- 0	0- 1	NEUTRAL	0- 0	0- 0	0- 1				
8- 7	0- 0	0- 3	CONFERENCE	0- 2	1- 1	7- 1				
4- 3	0- 0	0- 1	HOME	0- 1	0- 1	4- 0				
4- 4	0- 0	0- 2	AWAY	0- 1	1- 0	3- 1				
0- 0	0- 0	0- 0	NEUTRAL	0- 0	0- 0	0- 0				

RPI S	Opponent	Score	RPI S	Opponent	Score	RPI S	Opponent	Score	RPI S	Opponent	Score	Team's RPI: 129
26	A Elon	42 69	54	A Drexel	49 53	110	H Princeton	66 62				
38	A James Madison	42 77	54	H Drexel	44 54	150	A William & Mary	68 54				
38	H James Madison	51 66	58	H Georgetown	46 54	150	H William & Mary	49 60				
41	N Michigan St.	64 81				153	A Northeastern	41 50				
						153	H Northeastern	65 53				
						156	H Army West Point	47 61				
						160	N Detroit Mercy	64 66				
						172	H Hartford	66 67				
						180	A Hofstra	73 56				
						180	H Hofstra	56 45				
						185	H George Mason	67 51				
						196	H Col. of Charleston	71 66				
						206	A Towson	73 67				
						209	H Robert Morris	67 65				
						210	A American	56 55				
						223	A UNCW	63 52				
						223	H UNCW	57 40				
						233	H St. Bonaventure	43 40				
						262	A Loyola Maryland	47 45				
LAST 12 Division I GAMES:												
54	A Drexel	49 53	206	A Towson	73 67							
153	A Northeastern	41 50	150	A William & Mary	68 54							
180	H Hofstra	56 45	196	H Col. of Charleston	71 66							
38	A James Madison	42 77	153	H Northeastern	65 53							
54	H Drexel	44 54	180	A Hofstra	73 56							
223	H UNCW	57 40	38	H James Madison	51 66							

Non-Div I Games:

Delaware

Loss, Non-Conf, S Site, H Home A Away N Neutral

Average RPI Win:	342	WON-LOST	WINNING	LAST 10	STRENGTH OF	OPP. STRENGTH	TEAM	ADJ.	CONF.	ADJ CONF.
Average RPI Loss:	232	RECORD	PCT. RANK	GAMES	SCHEDULE	OF SCHEDULE	RPI	RPI	RPI	RPI
DIV. I ONLY	3- 24	340	2- 8	344	323	348	348	32	32	
DIV. I NON-CONF.	1- 12	332	0- 0	270	235	333	333	31	31	
TOTALS	RPI 1-25	RPI 26-50	W-L RECORDS	RPI 51-100	RPI 101-150	RPI 150+				
3- 24	0- 0	0- 0	OVERALL	0- 3	0- 2	3- 19				
1- 8	0- 0	0- 0	HOME	0- 0	0- 1	1- 7				
2- 16	0- 0	0- 0	AWAY	0- 3	0- 1	2- 12				
0- 0	0- 0	0- 0	NEUTRAL	0- 0	0- 0	0- 0				
1- 12	0- 0	0- 0	NON-CONFERENCE	0- 3	0- 2	1- 7				
0- 3	0- 0	0- 0	HOME	0- 0	0- 1	0- 2				
1- 9	0- 0	0- 0	AWAY	0- 3	0- 1	1- 5				
0- 0	0- 0	0- 0	NEUTRAL	0- 0	0- 0	0- 0				
2- 12	0- 0	0- 0	CONFERENCE	0- 0	0- 0	2- 12				
1- 5	0- 0	0- 0	HOME	0- 0	0- 0	1- 5				
1- 7	0- 0	0- 0	AWAY	0- 0	0- 0	1- 7				
0- 0	0- 0	0- 0	NEUTRAL	0- 0	0- 0	0- 0				

RPI S	Opponent	Score	RPI S	Opponent	Score	RPI S	Opponent	Score	RPI S	Opponent	Score	Team's RPI: 348
						54	A Drexel	44 69	120	H Cornell	51 72	
						59	A Iowa St.	57 88	150	A William & Mary	48 82	
						86	A Virginia Tech	48 88	160	H Detroit Mercy	71 90	
									165	A La Salle	38 78	
									180	A Hofstra	44 64	
									186	A Xavier	53 86	
									192	H Hampton	52 83	
									193	A Bethune-Cookman	58 72	
									272	H Norfolk St.	74 82	
									275	A Coppin St.	64 77	
									284	A N.C. A&T	44 83	
									284	H N.C. A&T	60 68	
									286	A Savannah St.	57 64	
									302	A Lehigh	80 91	
									314	H NJIT	43 57	
									333	A Morgan St.	47 74	
									333	H Morgan St.	52 71	
									335	A Florida A&M	61 69	
									335	H Florida A&M	56 65	
									338	A Wagner	61 49	
									339	A Longwood	77 88	
									340	A N.C. Central	63 68	
									340	H N.C. Central	55 51	
									347	A South Carolina St.	72 70	
LAST 12 Division I GAMES:												
333	H	Morgan St.	52	71	340	H	N.C. Central	55	51			
275	A	Coppin St.	64	77	335	H	Florida A&M	56	65			
333	A	Morgan St.	47	74	286	A	Savannah St.	57	64			
335	A	Florida A&M	61	69	347	A	South Carolina St.	72	70			
193	A	Bethune-Cookman	58	72	272	H	Norfolk St.	74	82			
284	H	N.C. A&T	60	68	192	H	Hampton	52	83			

Non-Div I Games:

Delaware St.

Average RPI Win: <b>294</b>	WON-LOST	WINNING	LAST 10	STRENGTH OF	OPP. STRENGTH	TEAM	ADJ.	CONF.	ADJ CONF.
Average RPI Loss: <b>145</b>	RECORD	PCT. RANK	GAMES	SCHEDULE	OF SCHEDULE	RPI	RPI	RPI	RPI
DIV. I ONLY	6- 21	310	2- 8	212	217	311	311	11	11
DIV. I NON-CONF.	3- 10	280	0- 0	279	314	327	327	10	10
TOTALS	RPI 1-25	RPI 26-50	W-L RECORDS	RPI 51-100	RPI 101-150	RPI 150+			
6- 21	0- 0	0- 1	OVERALL	0- 8	1- 4	5- 8			
4- 9	0- 0	0- 1	HOME	0- 3	0- 2	4- 3			
2- 11	0- 0	0- 0	AWAY	0- 2	1- 1	1- 2			
0- 1	0- 0	0- 0	NEUTRAL	0- 1	0- 0	0- 0			
3- 10	0- 0	0- 0	NON-CONFERENCE	0- 2	0- 2	3- 6			
3- 2	0- 0	0- 0	HOME	0- 0	0- 0	3- 2			
0- 7	0- 0	0- 0	AWAY	0- 1	0- 2	0- 4			
0- 1	0- 0	0- 0	NEUTRAL	0- 1	0- 0	0- 0			
3- 11	0- 0	0- 1	CONFERENCE	0- 6	1- 2	2- 2			
1- 7	0- 0	0- 1	HOME	0- 3	0- 2	1- 1			
2- 4	0- 0	0- 0	AWAY	0- 3	1- 0	1- 1			
0- 0	0- 0	0- 0	NEUTRAL	0- 0	0- 0	0- 0			

RPI S	Opponent	Score	RPI S	Opponent	Score	RPI S	Opponent	Score	RPI S	Opponent	Score	Team's RPI: 311
32	H South Dakota St.	63 <b>72</b>	52	A Colorado St.	49 <b>76</b>	112	A Wyoming	49 <b>59</b>				
			62	N UNI	68 <b>79</b>	127	A Northern Colo.	48 <b>68</b>				
			64	A South Dakota	64 <b>70</b>	148	A Oral Roberts	47 <b>45</b>				
			64	H South Dakota	44 <b>53</b>	148	H Oral Roberts	57 <b>70</b>				
			65	A IUPUI	49 <b>71</b>	149	H Omaha	73 <b>82</b>				
			65	H IUPUI	45 <b>67</b>	152	A Idaho St.	64 <b>65</b>				
			78	A Western Ill.	62 <b>87</b>	153	H Northeastern	69 <b>72</b>				
			78	H Western Ill.	68 <b>80</b>	215	H Seattle U	72 <b>75</b>				
						218	A Grand Canyon	70 <b>73</b>				
						289	A North Dakota St.	58 <b>67</b>				
						289	H North Dakota St.	80 <b>86</b>				
						306	A Northern Ariz.	67 <b>82</b>				
						309	H Pepperdine	75 <b>67</b>				
						322	A Fort Wayne	78 <b>72</b>				
						322	H Fort Wayne	78 <b>50</b>				
						323	H Air Force	65 <b>52</b>				
						331	A Utah Valley	58 <b>72</b>				
						342	H Cal St. Fullerton	77 <b>58</b>				
LAST 12 Division I GAMES:												
148	H Oral Roberts	57 <b>70</b>	148	A Oral Roberts	47 <b>45</b>							
289	A North Dakota St.	58 <b>67</b>	149	H Omaha	73 <b>82</b>							
78	H Western Ill.	68 <b>80</b>	32	H South Dakota St.	63 <b>72</b>							
65	H IUPUI	45 <b>67</b>	65	A IUPUI	49 <b>71</b>							
322	H Fort Wayne	78 <b>50</b>	322	A Fort Wayne	78 <b>72</b>							
64	H South Dakota	44 <b>53</b>	78	A Western Ill.	62 <b>87</b>							

Non-Div I Games:

Denver

Detroit Mercy

Through Games Of Feb. 21, 2017

Average RPI Win: <b>214</b>	WON-LOST	WINNING	LAST 10	STRENGTH OF	OPP. STRENGTH	TEAM	ADJ.	CONF.	ADJ CONF.
Average RPI Loss: <b>166</b>	RECORD	PCT. RANK	GAMES	SCHEDULE	OF SCHEDULE	RPI	RPI	RPI	RPI
DIV. I ONLY	<b>15- 12</b>	<b>142</b>	<b>7- 3</b>	<b>208</b>	<b>204</b>	<b>160</b>	<b>160</b>	<b>19</b>	<b>19</b>
DIV. I NON-CONF.	<b>4- 7</b>	<b>224</b>	<b>0- 0</b>	<b>269</b>	<b>131</b>	<b>231</b>	<b>231</b>	<b>21</b>	<b>21</b>
TOTALS	RPI 1-25	RPI 26-50	W-L RECORDS	RPI 51-100	RPI 101-150	RPI 150+			
15- 12	0- 0	1- 1	OVERALL	1- 2	3- 2	10- 7			
10- 2	0- 0	1- 0	HOME	1- 0	2- 0	6- 2			
4- 10	0- 0	0- 1	AWAY	0- 2	0- 2	4- 5			
1- 0	0- 0	0- 0	NEUTRAL	0- 0	1- 0	0- 0			
4- 7	0- 0	0- 0	NON-CONFERENCE	1- 2	1- 0	2- 5			
1- 2	0- 0	0- 0	HOME	1- 0	0- 0	0- 2			
2- 5	0- 0	0- 0	AWAY	0- 2	0- 0	2- 3			
1- 0	0- 0	0- 0	NEUTRAL	0- 0	1- 0	0- 0			
11- 5	0- 0	1- 1	CONFERENCE	0- 0	2- 2	8- 2			
9- 0	0- 0	1- 0	HOME	0- 0	2- 0	6- 0			
2- 5	0- 0	0- 1	AWAY	0- 0	0- 2	2- 2			
0- 0	0- 0	0- 0	NEUTRAL	0- 0	0- 0	0- 0			

RPI S	Opponent	Score	RPI S	Opponent	Score	RPI S	Opponent	Score	RPI S	Opponent	Score	Team's RPI: 160
33	A Green Bay	55 60	67	A Minnesota	91 111	129	N Delaware	66 64				
33	H Green Bay	76 72	84	A Toledo	66 72	138	A Wright St.	69 77				
			100	H Kent St.	73 52	138	H Wright St.	85 80				
						147	A Milwaukee	69 81				
						147	H Milwaukee	77 63				
						155	A East Carolina	81 83				
						163	A Oakland	80 71				
						163	H Oakland	71 61				
						169	A CSUN	67 76				
						176	H Western Mich.	65 75				
						181	H Cleveland St.	66 54				
						185	H George Mason	54 55				
						221	A Bradley	60 70				
						287	A Eastern Mich.	77 64				
						294	A Northern Ky.	55 53				
						294	H Northern Ky.	57 49				
						300	A Valparaiso	55 57				
						300	H Valparaiso	85 60				
						310	H Youngstown St.	80 63				
						317	A Ill.-Chicago	62 63				
						317	H Ill.-Chicago	98 76				
						348	A Delaware St.	90 71				
LAST 12 Division I GAMES:												
138	H Wright St.	85 80	294	A Northern Ky.	55 53							
300	A Valparaiso	55 57	138	A Wright St.	69 77							
317	A Ill.-Chicago	62 63	181	H Cleveland St.	66 54							
163	H Oakland	71 61	310	H Youngstown St.	80 63							
33	H Green Bay	76 72	294	H Northern Ky.	57 49							
147	H Milwaukee	77 63	147	A Milwaukee	69 81							

Non-Div I Games:

Detroit Mercy

Loss, Non-Conf, S Site, H Home A Away N Neutral

## Drake

Through Games Of Feb. 21, 2017

Average RPI Win:	195	WON-LOST	WINNING	LAST 10	STRENGTH OF	OPP. STRENGTH	TEAM	ADJ.	CONF.	ADJ CONF.
Average RPI Loss:	38	RECORD	PCT. RANK	GAMES	SCHEDULE	OF SCHEDULE	RPI	RPI	RPI	RPI
DIV. I ONLY	21- 4	13	10- 0	166	101	35	35	16	16	
DIV. I NON-CONF.	6- 4	127	0- 0	22	4	27	27	14	14	
TOTALS	RPI 1-25	RPI 26-50	W-L RECORDS	RPI 51-100	RPI 101-150	RPI 150+				
21- 4	0- 1	1- 2	OVERALL	2- 1	3- 0	15- 0				
9- 0	0- 0	1- 0	HOME	1- 0	1- 0	6- 0				
11- 3	0- 1	0- 1	AWAY	1- 1	1- 0	9- 0				
1- 1	0- 0	0- 1	NEUTRAL	0- 0	1- 0	0- 0				
6- 4	0- 1	1- 2	NON-CONFERENCE	1- 1	3- 0	1- 0				
3- 0	0- 0	1- 0	HOME	1- 0	1- 0	0- 0				
2- 3	0- 1	0- 1	AWAY	0- 1	1- 0	1- 0				
1- 1	0- 0	0- 1	NEUTRAL	0- 0	1- 0	0- 0				
15- 0	0- 0	0- 0	CONFERENCE	1- 0	0- 0	14- 0				
6- 0	0- 0	0- 0	HOME	0- 0	0- 0	6- 0				
9- 0	0- 0	0- 0	AWAY	1- 0	0- 0	8- 0				
0- 0	0- 0	0- 0	NEUTRAL	0- 0	0- 0	0- 0				

RPI 1-25				RPI 26-50				Team's RPI: 35				RPI 51-100				RPI 101+			
RPI	S	Opponent	Score	RPI	S	Opponent	Score	RPI	S	Opponent	Score	RPI	S	Opponent	Score	RPI	S	Opponent	Score
19	A	Creighton	77 80	33	A	Green Bay	48 71	59	A	Iowa St.	67 75	112	H	Wyoming	63 50				
				42	N	Auburn	80 85	62	A	UNI	88 79	124	A	North Dakota	99 91				
				47	H	Iowa	81 76	82	H	Northern Ill.	95 86	133	N	Eastern Wash.	93 78				
												157	A	Missouri St.	90 64				
												184	A	Southern Ill.	71 60				
												184	H	Southern Ill.	75 59				
												194	A	Nebraska	84 70				
												199	A	Wichita St.	83 78				
												205	A	Indiana St.	64 45				
												205	H	Indiana St.	76 62				
												221	A	Bradley	93 60				
												221	H	Bradley	98 46				
												259	A	Evansville	73 48				
												259	H	Evansville	82 65				
												307	A	Illinois St.	87 36				
												307	H	Illinois St.	101 49				
												315	A	Loyola Chicago	86 42				
												315	H	Loyola Chicago	89 46				
LAST 12 Division I GAMES:																			
315	A	Loyola Chicago	86 42	62	A	UNI	88 79												
205	A	Indiana St.	64 45	205	H	Indiana St.	76 62												
221	H	Bradley	98 46	315	H	Loyola Chicago	89 46												
307	H	Illinois St.	101 49	307	A	Illinois St.	87 36												
259	A	Evansville	73 48	221	A	Bradley	93 60												
184	A	Southern Ill.	71 60	184	H	Southern Ill.	75 59												

Non-Div I Games: Clarke 118 43

Drake

■ Loss, 
 ■ Non-Conf, 
 ■ S Site, 
 ■ Home 
 ■ A Away 
 N Neutral

Average RPI Win: <b>183</b>	WON-LOST	WINNING	LAST 10	STRENGTH OF	OPP. STRENGTH	TEAM	ADJ.	CONF.	ADJ CONF.
Average RPI Loss: <b>74</b>	RECORD	PCT. RANK	GAMES	SCHEDULE	OF SCHEDULE	RPI	RPI	RPI	RPI
DIV. I ONLY	20- 6	33	8- 2	176	92	54	54	9	9
DIV. I NON-CONF.	9- 2	37	0- 0	231	155	63	63	8	8
TOTALS	RPI 1-25	RPI 26-50	W-L RECORDS	RPI 51-100	RPI 101-150	RPI 150+			
20- 6	0- 0	1- 3	OVERALL	1- 2	5- 0	13- 1			
12- 1	0- 0	1- 1	HOME	1- 0	3- 0	7- 0			
6- 5	0- 0	0- 2	AWAY	0- 2	2- 0	4- 1			
2- 0	0- 0	0- 0	NEUTRAL	0- 0	0- 0	2- 0			
9- 2	0- 0	1- 0	NON-CONFERENCE	1- 2	2- 0	5- 0			
5- 0	0- 0	1- 0	HOME	1- 0	1- 0	2- 0			
2- 2	0- 0	0- 0	AWAY	0- 2	1- 0	1- 0			
2- 0	0- 0	0- 0	NEUTRAL	0- 0	0- 0	2- 0			
11- 4	0- 0	0- 3	CONFERENCE	0- 0	3- 0	8- 1			
7- 1	0- 0	0- 1	HOME	0- 0	2- 0	5- 0			
4- 3	0- 0	0- 2	AWAY	0- 0	1- 0	3- 1			
0- 0	0- 0	0- 0	NEUTRAL	0- 0	0- 0	0- 0			

RPI S	Opponent	Score	RPI S	Opponent	Score	RPI S	Opponent	Score	RPI S	Opponent	Score
26	A Elon	65 <b>75</b>	26	H Elon	45 <b>48</b>	68	A Bucknell	66 <b>78</b>	102	H Saint Joseph's	60 49
31	H Syracuse	62 61	31	H Syracuse	62 61	74	H Penn St.	83 60	120	A Cornell	63 53
38	A James Madison	47 <b>54</b>	38	A James Madison	47 <b>54</b>	91	A Vanderbilt	63 <b>73</b>	129	A Delaware	54 44
									129	H Delaware	53 49
									150	H William & Mary	65 48
									153	A Northeastern	63 33
									153	H Northeastern	74 51
									180	H Hofstra	65 43
									185	N George Mason	82 71
									196	A Col. of Charleston	75 <b>79</b>
									196	H Col. of Charleston	70 57
									206	A Towson	80 65
									206	H Towson	58 48
									223	A UNCW	71 38
									223	H UNCW	76 51
									242	H Niagara	69 57
									293	N Massachusetts	65 47
									320	A Lafayette	81 39
									348	H Delaware St.	69 44
LAST 12 Division I GAMES:											
129	H Delaware	53 49	153	H Northeastern	74 51						
206	A Towson	80 65	38	A James Madison	47 <b>54</b>						
223	H UNCW	76 51	180	H Hofstra	65 43						
150	H William & Mary	65 48	196	H Col. of Charleston	70 57						
129	A Delaware	54 44	26	A Elon	65 <b>75</b>						
196	A Col. of Charleston	75 <b>79</b>	223	A UNCW	71 38						

Non-Div I Games:

Drexel

■ Loss, 
 ■ Non-Conf, 
 ■ S Site, 
 ■ H Home 
 ■ A Away 
 N Neutral

Average RPI Win:	110	WON-LOST	WINNING	LAST 10	STRENGTH OF	OPP. STRENGTH	TEAM	ADJ.	CONF.	ADJ CONF.
Average RPI Loss:	35	RECORD	PCT. RANK	GAMES	SCHEDULE	OF SCHEDULE	RPI	RPI	RPI	RPI
DIV. I ONLY	24- 4	8	9- 1	33	14	7	7	3	3	
DIV. I NON-CONF.	12- 1	7	0- 0	102	28	8	8	4	4	
TOTALS	RPI 1-25	RPI 26-50	W-L RECORDS	RPI 51-100	RPI 101-150	RPI 150+				
24- 4	4- 2	3- 1	OVERALL	6- 1	5- 0	6- 0				
16- 0	4- 0	2- 0	HOME	4- 0	4- 0	2- 0				
8- 4	0- 2	1- 1	AWAY	2- 1	1- 0	4- 0				
0- 0	0- 0	0- 0	NEUTRAL	0- 0	0- 0	0- 0				
12- 1	2- 0	1- 0	NON-CONFERENCE	2- 1	2- 0	5- 0				
8- 0	2- 0	1- 0	HOME	2- 0	1- 0	2- 0				
4- 1	0- 0	0- 0	AWAY	0- 1	1- 0	3- 0				
0- 0	0- 0	0- 0	NEUTRAL	0- 0	0- 0	0- 0				
12- 3	2- 2	2- 1	CONFERENCE	4- 0	3- 0	1- 0				
8- 0	2- 0	1- 0	HOME	2- 0	3- 0	0- 0				
4- 3	0- 2	1- 1	AWAY	2- 0	0- 0	1- 0				
0- 0	0- 0	0- 0	NEUTRAL	0- 0	0- 0	0- 0				

RPI	S	Opponent	Score
2	A	Notre Dame	58 62
4	H	South Carolina	74 63
11	A	Florida St.	45 69
13	H	Louisville	58 55
14	H	Kentucky	69 54
16	H	Miami (FL)	83 70

RPI	S	Opponent	Score
26	H	Elon	68 61
31	H	Syracuse	72 55
37	A	North Carolina St.	52 55
45	A	Virginia	70 51

RPI	S	Opponent	Score
53	A	Georgia Tech	75 68
55	H	Villanova	68 50
60	A	Wake Forest	79 53
60	H	Wake Forest	71 43
85	H	Penn	68 55
86	H	Virginia Tech	84 59
91	A	Vanderbilt	73 77

RPI	S	Opponent	Score
107	H	North Carolina	70 58
108	H	Clemson	65 37
121	A	Long Beach St.	83 46
123	H	Old Dominion	92 64
145	H	Pittsburgh	62 48
170	A	Boston College	67 44
212	A	Rutgers	68 32
218	H	Grand Canyon	90 47
232	A	Liberty	98 38
309	A	Pepperdine	99 65
339	H	Longwood	105 48

## LAST 12 Division I GAMES:

16	H	Miami (FL)	83 70	60	H	Wake Forest	71 43
60	A	Wake Forest	79 53	2	A	Notre Dame	58 62
145	H	Pittsburgh	62 48	170	A	Boston College	67 44
31	H	Syracuse	72 55	86	H	Virginia Tech	84 59
45	A	Virginia	70 51	37	A	North Carolina St.	52 55
108	H	Clemson	65 37	107	H	North Carolina	70 58

Non-Div I Games:

Duke

■ Loss, 
 ■ Non-Conf, S Site, 
 ■ Home 
 ■ Away 
 N Neutral



Average RPI Win:	191	WON-LOST	WINNING	LAST 10	STRENGTH OF	OPP. STRENGTH	TEAM	ADJ.	CONF.	ADJ CONF.
Average RPI Loss:	111	RECORD	PCT. RANK	GAMES	SCHEDULE	OF SCHEDULE	RPI	RPI	RPI	RPI
DIV. I ONLY	15- 14	172	5- 5	110	106	134	134	12	12	
DIV. I NON-CONF.	7- 6	157	0- 1	93	82	104	104	12	12	
TOTALS	RPI 1-25	RPI 26-50	W-L RECORDS	RPI 51-100	RPI 101-150	RPI 150+				
15- 14	0- 2	1- 2	OVERALL	1- 4	4- 3	9- 3				
9- 5	0- 1	0- 1	HOME	0- 2	3- 1	6- 0				
5- 9	0- 1	1- 1	AWAY	1- 2	1- 2	2- 3				
1- 0	0- 0	0- 0	NEUTRAL	0- 0	0- 0	1- 0				
7- 6	0- 2	0- 1	NON-CONFERENCE	1- 2	2- 1	4- 0				
3- 3	0- 1	0- 0	HOME	0- 1	1- 1	2- 0				
3- 3	0- 1	0- 1	AWAY	1- 1	1- 0	1- 0				
1- 0	0- 0	0- 0	NEUTRAL	0- 0	0- 0	1- 0				
8- 8	0- 0	1- 1	CONFERENCE	0- 2	2- 2	5- 3				
6- 2	0- 0	0- 1	HOME	0- 1	2- 0	4- 0				
2- 6	0- 0	1- 0	AWAY	0- 1	0- 2	1- 3				
0- 0	0- 0	0- 0	NEUTRAL	0- 0	0- 0	0- 0				

RPI 1-25			RPI 26-50			RPI 51-100			RPI 101+			Team's RPI: 134
RPI	S	Opponent	Score	RPI	S	Opponent	Score	RPI	S	Opponent	Score	
21	H	Maryland	57 77	46	A	George Washington	73 63	51	A	Dayton	47 66	102 A Saint Joseph's 58 60
25	A	Ohio St.	69 89	46	H	George Washington	40 75	51	H	Dayton	64 75	103 H Saint Louis 94 65
				49	A	Ohio	46 64	71	A	California	66 86	115 H Charlotte 63 77
								72	A	St. John's (NY)	71 65	119 A Fordham 51 64
								79	H	Buffalo	69 71	135 H VCU 70 51
												143 A Iona 61 58
												145 H Pittsburgh 63 54
												165 A La Salle 76 68
												185 H George Mason 76 57
												222 A Akron 67 57
												224 H Richmond 73 61
												233 A St. Bonaventure 56 69
												233 H St. Bonaventure 83 61
												277 H Davidson 73 51
												288 N Western Caro. 65 50
												293 A Massachusetts 67 75
												302 H Lehigh 63 49
												304 A Rhode Island 69 71
												320 H Lafayette 67 52
LAST 12 Division I GAMES:												
71	A	California	66 86	102	A	Saint Joseph's	58 60					
233	H	St. Bonaventure	83 61	46	A	George Washington	73 63					
304	A	Rhode Island	69 71	224	H	Richmond	73 61					
51	A	Dayton	47 66	233	A	St. Bonaventure	56 69					
135	H	VCU	70 51	103	H	Saint Louis	94 65					
185	H	George Mason	76 57	293	A	Massachusetts	67 75					

Non-Div I Games:

Duquesne

■ Loss, 
 ■ Non-Conf, S Site, 
 ■ Home 
 ■ Away 
 N Neutral

Average RPI Win: <b>248</b>	WON-LOST	WINNING	LAST 10	STRENGTH OF	OPP. STRENGTH	TEAM	ADJ.	CONF.	ADJ CONF.
Average RPI Loss: <b>136</b>	RECORD	PCT. RANK	GAMES	SCHEDULE	OF SCHEDULE	RPI	RPI	RPI	RPI
DIV. I ONLY	<b>15- 12</b>	<b>142</b>	<b>6- 4</b>	<b>266</b>	<b>160</b>	<b>191</b>	<b>191</b>	<b>17</b>	<b>17</b>
DIV. I NON-CONF.	<b>8- 7</b>	<b>164</b>	<b>0- 0</b>	<b>307</b>	<b>147</b>	<b>228</b>	<b>228</b>	<b>20</b>	<b>20</b>
TOTALS	RPI 1-25	RPI 26-50	W-L RECORDS	RPI 51-100	RPI 101-150	RPI 150+			
15- 12	0- 1	0- 1	OVERALL	0- 5	1- 1	14- 4			
7- 6	0- 1	0- 1	HOME	0- 3	1- 0	6- 1			
7- 5	0- 0	0- 0	AWAY	0- 2	0- 0	7- 3			
1- 1	0- 0	0- 0	NEUTRAL	0- 0	0- 1	1- 0			
8- 7	0- 1	0- 1	NON-CONFERENCE	0- 1	1- 1	7- 3			
4- 4	0- 1	0- 1	HOME	0- 1	1- 0	3- 1			
3- 2	0- 0	0- 0	AWAY	0- 0	0- 0	3- 2			
1- 1	0- 0	0- 0	NEUTRAL	0- 0	0- 1	1- 0			
7- 5	0- 0	0- 0	CONFERENCE	0- 4	0- 0	7- 1			
3- 2	0- 0	0- 0	HOME	0- 2	0- 0	3- 0			
4- 3	0- 0	0- 0	AWAY	0- 2	0- 0	4- 1			
0- 0	0- 0	0- 0	NEUTRAL	0- 0	0- 0	0- 0			

RPI	S	Opponent	Score	RPI	S	Opponent	Score	RPI	S	Opponent	Score	RPI	S	Opponent	Score	Team's RPI: 191
22	H	Tennessee	58 <b>83</b>	26	H	Elon	51 <b>79</b>	89	A	Chattanooga	45 <b>60</b>	123	H	Old Dominion	70 60	
								89	H	Chattanooga	62 <b>70</b>	141	N	Maine	48 <b>61</b>	
								91	H	Vanderbilt	72 <b>80</b>	197	A	Campbell	56 55	
								95	A	Mercer	55 <b>72</b>	203	A	UNCG	62 <b>73</b>	
								95	H	Mercer	56 <b>71</b>	203	H	UNCG	60 52	
												208	H	Appalachian St.	68 <b>71</b>	
												230	A	Samford	69 57	
												230	H	Samford	61 56	
												237	A	Furman	74 64	
												246	H	Murray St.	79 60	
												250	A	Butler	68 59	
												267	A	Wofford	77 69	
												269	A	Tennessee Tech	82 76	
												274	A	Austin Peay	74 <b>77</b>	
												275	N	Coppin St.	70 58	
												277	H	Davidson	76 56	
												288	A	Western Caro.	72 55	
												288	H	Western Caro.	76 57	
												294	A	Northern Ky.	56 <b>62</b>	
												336	H	Winthrop	62 45	
LAST 12 Division I GAMES:																
203	A	UNCG	62 <b>73</b>	237	A	Furman	74 64									
288	A	Western Caro.	72 55	288	H	Western Caro.	76 57									
89	H	Chattanooga	62 <b>70</b>	203	H	UNCG	60 52									
95	H	Mercer	56 <b>71</b>	89	A	Chattanooga	45 <b>60</b>									
230	H	Samford	61 56	230	A	Samford	69 57									
267	A	Wofford	77 69	95	A	Mercer	55 <b>72</b>									

Non-Div I Games:

ETSU

■ Loss, 
 ■ Non-Conf, 
 ■ S Site, 
 ■ H Home 
 ■ A Away 
 N Neutral

# East Carolina

Through Games Of Feb. 21, 2017

Average RPI Win:	194	WON-LOST	WINNING	LAST 10	STRENGTH OF	OPP. STRENGTH	TEAM	ADJ.	CONF.	ADJ CONF.
Average RPI Loss:	81	RECORD	PCT. RANK	GAMES	SCHEDULE	OF SCHEDULE	RPI	RPI	RPI	RPI
DIV. I ONLY	9- 17	255	0- 10	35	83	155	155	5	5	
DIV. I NON-CONF.	8- 4	97	0- 0	118	264	93	93	5	5	
TOTALS	RPI 1-25	RPI 26-50	W-L RECORDS	RPI 51-100	RPI 101-150	RPI 150+				
9- 17	0- 4	0- 4	OVERALL	1- 1	1- 5	7- 3				
6- 7	0- 2	0- 3	HOME	1- 0	0- 1	5- 1				
1- 9	0- 2	0- 1	AWAY	0- 0	0- 4	1- 2				
2- 1	0- 0	0- 0	NEUTRAL	0- 1	1- 0	1- 0				
8- 4	0- 0	0- 1	NON-CONFERENCE	0- 1	1- 2	7- 0				
5- 1	0- 0	0- 1	HOME	0- 0	0- 0	5- 0				
1- 2	0- 0	0- 0	AWAY	0- 0	0- 2	1- 0				
2- 1	0- 0	0- 0	NEUTRAL	0- 1	1- 0	1- 0				
1- 13	0- 4	0- 3	CONFERENCE	1- 0	0- 3	0- 3				
1- 6	0- 2	0- 2	HOME	1- 0	0- 1	0- 1				
0- 7	0- 2	0- 1	AWAY	0- 0	0- 2	0- 2				
0- 0	0- 0	0- 0	NEUTRAL	0- 0	0- 0	0- 0				

RPI	S	Opponent	Score	RPI	S	Opponent	Score	RPI	S	Opponent	Score	RPI	S	Opponent	Score	Team's RPI: 155
1	A	UConn	45 90	34	A	South Fla.	48 79	56	N	West Virginia	47 79	114	A	UCF	51 79	
1	H	UConn	44 91	34	H	South Fla.	66 76	92	H	SMU	58 57	114	H	UCF	42 54	
24	A	Temple	47 78	42	H	Auburn	52 61					115	A	Charlotte	64 79	
24	H	Temple	43 76	44	H	Tulane	45 61					130	N	Ball St.	82 69	
												137	A	Cincinnati	64 74	
												150	A	William & Mary	72 82	
												151	A	Memphis	50 72	
												159	A	Tulsa	92 100	
												160	H	Detroit Mercy	83 81	
												173	H	Houston	62 73	
												220	H	Presbyterian	54 46	
												223	H	UNCW	75 65	
												224	A	Richmond	71 60	
												226	N	Marist	70 68	
												227	H	Southern U.	62 55	
												245	H	UMES	66 58	
LAST 12 Division I GAMES:																
114	A	UCF	51 79	1	H	UConn	44 91									
151	A	Memphis	50 72	137	A	Cincinnati	64 74									
24	H	Temple	43 76	114	H	UCF	42 54									
34	H	South Fla.	66 76	34	A	South Fla.	48 79									
173	H	Houston	62 73	24	A	Temple	47 78									
159	A	Tulsa	92 100	92	H	SMU	58 57									

Non-Div I Games: Greensboro 107 40

East Carolina

Loss, Non-Conf, S Site, H Home A Away N Neutral

Average RPI Win:	271	WON-LOST	WINNING	LAST 10	STRENGTH OF	OPP. STRENGTH	TEAM	ADJ.	CONF.	ADJ CONF.
Average RPI Loss:	208	RECORD	PCT. RANK	GAMES	SCHEDULE	OF SCHEDULE	RPI	RPI	RPI	RPI
DIV. I ONLY	7- 18	289	4- 6	246	322	296	296	26	26	
DIV. I NON-CONF.	2- 8	288	0- 0	184	345	278	278	26	26	
TOTALS	RPI 1-25	RPI 26-50	W-L RECORDS	RPI 51-100	RPI 101-150	RPI 150+				
7- 18	0- 0	0- 0	OVERALL	0- 2	0- 3	7- 13				
3- 8	0- 0	0- 0	HOME	0- 1	0- 1	3- 6				
4- 10	0- 0	0- 0	AWAY	0- 1	0- 2	4- 7				
0- 0	0- 0	0- 0	NEUTRAL	0- 0	0- 0	0- 0				
2- 8	0- 0	0- 0	NON-CONFERENCE	0- 1	0- 3	2- 4				
0- 3	0- 0	0- 0	HOME	0- 0	0- 1	0- 2				
2- 5	0- 0	0- 0	AWAY	0- 1	0- 2	2- 2				
0- 0	0- 0	0- 0	NEUTRAL	0- 0	0- 0	0- 0				
5- 10	0- 0	0- 0	CONFERENCE	0- 1	0- 0	5- 9				
3- 5	0- 0	0- 0	HOME	0- 1	0- 0	3- 4				
2- 5	0- 0	0- 0	AWAY	0- 0	0- 0	2- 5				
0- 0	0- 0	0- 0	NEUTRAL	0- 0	0- 0	0- 0				

RPI 1-25			RPI 26-50			RPI 51-100			RPI 101+			Team's RPI: 296		
RPI	S	Opponent	Score	RPI	S	Opponent	Score	RPI	S	Opponent	Score			
								61	H	Belmont	58	77		
								78	A	Western Ill.	62	83		
										117	A	Stetson	55	72
										137	A	Cincinnati	64	78
										138	H	Wright St.	61	71
										175	A	Morehead St.	62	66
										181	H	Cleveland St.	56	66
										204	H	SIUE	59	75
										205	H	Indiana St.	61	88
										235	A	UT Martin	72	74
										235	H	UT Martin	80	70
										246	A	Murray St.	74	92
										246	H	Murray St.	57	66
										248	H	Jacksonville St.	71	67
										259	A	Evansville	73	63
										261	A	Tennessee St.	58	69
										269	H	Tennessee Tech	54	46
										274	A	Austin Peay	78	73
										274	H	Austin Peay	59	69
										279	A	Southeast Mo. St.	71	62
										279	H	Southeast Mo. St.	65	107
										297	A	Eastern Ky.	85	88
										300	A	Valparaiso	68	73
										307	A	Illinois St.	49	60
										335	A	Florida A&M	66	50
LAST 12 Division I GAMES:														
				274	A	Austin Peay	78	73		204	H	SIUE	59	75
				246	H	Murray St.	57	66		279	A	Southeast Mo. St.	71	62
				279	H	Southeast Mo. St.	65	107		235	H	UT Martin	80	70
				235	A	UT Martin	72	74		274	H	Austin Peay	59	69
				269	H	Tennessee Tech	54	46		246	A	Murray St.	74	92
				261	A	Tennessee St.	58	69		297	A	Eastern Ky.	85	88

Non-Div I Games: Ill.-Springfield 74 60 Millikin 97 54

Eastern Ill.

Average RPI Win:	260	WON-LOST	WINNING	LAST 10	STRENGTH OF	OPP. STRENGTH	TEAM	ADJ.	CONF.	ADJ CONF.
Average RPI Loss:	189	RECORD	PCT. RANK	GAMES	SCHEDULE	OF SCHEDULE	RPI	RPI	RPI	RPI
DIV. I ONLY	8- 18	272	3- 7	225	303	297	297	26	26	
DIV. I NON-CONF.	2- 10	305	0- 0	278	296	336	336	26	26	
TOTALS	RPI 1-25	RPI 26-50	W-L RECORDS	RPI 51-100	RPI 101-150	RPI 150+				
8- 18	0- 0	0- 0	OVERALL	0- 4	0- 2	8- 12				
6- 5	0- 0	0- 0	HOME	0- 2	0- 0	6- 3				
1- 10	0- 0	0- 0	AWAY	0- 2	0- 2	1- 6				
1- 3	0- 0	0- 0	NEUTRAL	0- 0	0- 0	1- 3				
2- 10	0- 0	0- 0	NON-CONFERENCE	0- 2	0- 2	2- 6				
1- 3	0- 0	0- 0	HOME	0- 1	0- 0	1- 2				
0- 4	0- 0	0- 0	AWAY	0- 1	0- 2	0- 1				
1- 3	0- 0	0- 0	NEUTRAL	0- 0	0- 0	1- 3				
6- 8	0- 0	0- 0	CONFERENCE	0- 2	0- 0	6- 6				
5- 2	0- 0	0- 0	HOME	0- 1	0- 0	5- 1				
1- 6	0- 0	0- 0	AWAY	0- 1	0- 0	1- 5				
0- 0	0- 0	0- 0	NEUTRAL	0- 0	0- 0	0- 0				

RPI S	Opponent	Score	RPI S	Opponent	Score	RPI S	Opponent	Score	RPI S	Opponent	Score	Team's RPI: 297
						57	H Western Ky.	63 90	103	A Saint Louis	51 78	
						61	A Belmont	58 74	138	A Wright St.	73 85	
						61	H Belmont	67 73	175	A Morehead St.	54 80	
						100	A Kent St.	67 80	175	H Morehead St.	65 58	
									176	N Western Mich.	59 74	
									203	A UNCG	66 81	
									204	H SIUE	75 63	
									222	H Akron	57 63	
									235	A UT Martin	56 66	
									238	N Miami (OH)	54 65	
									246	A Murray St.	64 70	
									248	H Jacksonville St.	49 54	
									258	H Bowling Green	57 55	
									261	A Tennessee St.	64 78	
									261	H Tennessee St.	66 62	
									269	A Tennessee Tech	51 53	
									274	H Austin Peay	80 71	
									279	A Southeast Mo. St.	74 63	
									288	H Western Caro.	61 72	
									296	H Eastern Ill.	88 85	
									322	N Fort Wayne	59 68	
									333	N Morgan St.	66 58	
LAST 12 Division I GAMES:												
261	A	Tennessee St.	64	78	269	A	Tennessee Tech	51	53			
61	H	Belmont	67	73	248	H	Jacksonville St.	49	54			
175	H	Morehead St.	65	58	175	A	Morehead St.	54	80			
246	A	Murray St.	64	70	261	H	Tennessee St.	66	62			
235	A	UT Martin	56	66	61	A	Belmont	58	74			
274	H	Austin Peay	80	71	296	H	Eastern Ill.	88	85			

Non-Div I Games: Ohio Valley 88 30

Eastern Ky.

Loss, Non-Conf, S Site, H Home A Away N Neutral

Average RPI Win:	279	WON-LOST	WINNING	LAST 10	STRENGTH OF	OPP. STRENGTH	TEAM	ADJ.	CONF.	ADJ CONF.
Average RPI Loss:	130	RECORD	PCT. RANK	GAMES	SCHEDULE	OF SCHEDULE	RPI	RPI	RPI	RPI
DIV. I ONLY	5- 20	316	1- 9	141	159	287	287	10	10	
DIV. I NON-CONF.	4- 7	224	0- 0	213	255	247	247	11	11	
TOTALS	RPI 1-25	RPI 26-50	W-L RECORDS	RPI 51-100	RPI 101-150	RPI 150+				
5- 20	0- 0	0- 3	OVERALL	0- 7	0- 2	5- 8				
3- 8	0- 0	0- 1	HOME	0- 3	0- 0	3- 4				
1- 10	0- 0	0- 1	AWAY	0- 4	0- 1	1- 4				
1- 2	0- 0	0- 1	NEUTRAL	0- 0	0- 1	1- 0				
4- 7	0- 0	0- 1	NON-CONFERENCE	0- 2	0- 1	4- 3				
2- 2	0- 0	0- 0	HOME	0- 0	0- 0	2- 2				
1- 3	0- 0	0- 0	AWAY	0- 2	0- 0	1- 1				
1- 2	0- 0	0- 1	NEUTRAL	0- 0	0- 1	1- 0				
1- 13	0- 0	0- 2	CONFERENCE	0- 5	0- 1	1- 5				
1- 6	0- 0	0- 1	HOME	0- 3	0- 0	1- 2				
0- 7	0- 0	0- 1	AWAY	0- 2	0- 1	0- 3				
0- 0	0- 0	0- 0	NEUTRAL	0- 0	0- 0	0- 0				

RPI 1-25				RPI 26-50				RPI 51-100				RPI 101+ Team's RPI: 287			
RPI	S	Opponent	Score	RPI	S	Opponent	Score	RPI	S	Opponent	Score	RPI	S	Opponent	Score
				40	H	Central Mich.	63 104	60	A	Wake Forest	61 89	127	N	Northern Colo.	57 58
				44	N	Tulane	50 62	79	H	Buffalo	52 56	130	A	Ball St.	49 78
				49	A	Ohio	51 68	82	A	Northern Ill.	73 85	160	H	Detroit Mercy	64 77
								84	H	Toledo	49 66	175	A	Morehead St.	73 78
								90	A	Purdue	50 77	176	A	Western Mich.	60 70
								100	A	Kent St.	65 83	176	H	Western Mich.	67 76
								100	H	Kent St.	67 86	222	A	Akron	62 80
												225	H	Monmouth	68 75
												233	H	St. Bonaventure	75 56
												238	A	Miami (OH)	61 72
												238	H	Miami (OH)	63 79
												247	N	Georgia St.	69 59
												258	H	Bowling Green	81 74
												323	H	Air Force	65 44
												332	A	Incarinate Word	66 47
LAST 12 Division I GAMES:															
				176	A	Western Mich.	60 70	258	H	Bowling Green	81 74				
				79	H	Buffalo	52 56	49	A	Ohio	51 68				
				238	H	Miami (OH)	63 79	130	A	Ball St.	49 78				
				100	A	Kent St.	65 83	176	H	Western Mich.	67 76				
				40	H	Central Mich.	63 104	238	A	Miami (OH)	61 72				
				222	A	Akron	62 80	100	H	Kent St.	67 86				

Non-Div I Games: Ferris St. 68 50

Eastern Mich.

■ Loss, 
 ■ Non-Conf, 
 ■ S Site, 
 ■ H Home 
 ■ A Away 
 N Neutral

Average RPI Win:	244	WON-LOST	WINNING	LAST 10	STRENGTH OF	OPP. STRENGTH	TEAM	ADJ.	CONF.	ADJ CONF.
Average RPI Loss:	89	RECORD	PCT. RANK	GAMES	SCHEDULE	OF SCHEDULE	RPI	RPI	RPI	RPI
DIV. I ONLY	13- 11	149	6- 4	128	210	133	133	20	20	
DIV. I NON-CONF.	4- 6	209	0- 0	42	174	110	110	18	18	
TOTALS	RPI 1-25	RPI 26-50	W-L RECORDS	RPI 51-100	RPI 101-150	RPI 150+				
13- 11	0- 1	0- 3	OVERALL	0- 4	2- 2	11- 1				
6- 3	0- 0	0- 0	HOME	0- 2	2- 1	4- 0				
6- 6	0- 1	0- 1	AWAY	0- 2	0- 1	6- 1				
1- 2	0- 0	0- 2	NEUTRAL	0- 0	0- 0	1- 0				
4- 6	0- 1	0- 3	NON-CONFERENCE	0- 2	0- 0	4- 0				
1- 1	0- 0	0- 0	HOME	0- 1	0- 0	1- 0				
2- 3	0- 1	0- 1	AWAY	0- 1	0- 0	2- 0				
1- 2	0- 0	0- 2	NEUTRAL	0- 0	0- 0	1- 0				
9- 5	0- 0	0- 0	CONFERENCE	0- 2	2- 2	7- 1				
5- 2	0- 0	0- 0	HOME	0- 1	2- 1	3- 0				
4- 3	0- 0	0- 0	AWAY	0- 1	0- 1	4- 1				
0- 0	0- 0	0- 0	NEUTRAL	0- 0	0- 0	0- 0				

RPI 1-25				RPI 26-50				RPI 51-100				RPI 101+				Team's RPI: 133	
RPI	S	Opponent	Score	RPI	S	Opponent	Score	RPI	S	Opponent	Score	RPI	S	Opponent	Score		
7	A	Washington	52 100	26	N	Elon	55 76	69	A	Boise St.	64 67	124	H	North Dakota	71 75		
				35	N	Drake	78 93	77	H	Gonzaga	54 73	125	A	Idaho	51 78		
				44	A	Tulane	51 63	83	A	Montana St.	83 88	125	H	Idaho	67 57		
								83	H	Montana St.	61 72	127	H	Northern Colo.	67 61		
												152	H	Idaho St.	58 41		
												169	A	CSUN	71 57		
												219	H	Weber St.	99 85		
												236	A	Portland St.	68 62		
												237	N	Furman	68 56		
												281	A	Sacramento St.	72 65		
												292	A	Southern Utah	67 66		
												306	A	Northern Ariz.	47 56		
												330	A	Montana	60 46		
												330	H	Montana	64 57		
												331	A	Utah Valley	83 50		
												342	H	Cal St. Fullerton	84 67		
LAST 12 Division I GAMES:																	
				125	A	Idaho	51 78	330	H	Montana	64 57						
				127	H	Northern Colo.	67 61	292	A	Southern Utah	67 66						
				124	H	North Dakota	71 75	306	A	Northern Ariz.	47 56						
				236	A	Portland St.	68 62	219	H	Weber St.	99 85						
				281	A	Sacramento St.	72 65	152	H	Idaho St.	58 41						
				83	H	Montana St.	61 72	330	A	Montana	60 46						

Non-Div I Games: Multnomah 88 30

Eastern Wash.

Average RPI Win: <b>157</b>	WON-LOST	WINNING	LAST 10	STRENGTH OF	OPP. STRENGTH	TEAM	ADJ.	CONF.	ADJ CONF.
Average RPI Loss: <b>47</b>	RECORD	PCT. RANK	GAMES	SCHEDULE	OF SCHEDULE	RPI	RPI	RPI	RPI
DIV. I ONLY	20- 6	33	6- 1	58	87	26	26	9	9
DIV. I NON-CONF.	7- 4	114	2- 0	47	55	45	45	8	8
TOTALS	RPI 1-25	RPI 26-50	W-L RECORDS	RPI 51-100	RPI 101-150	RPI 150+			
20- 6	0- 1	1- 3	OVERALL	3- 1	4- 1	12- 0			
9- 2	0- 0	0- 1	HOME	2- 1	2- 0	5- 0			
9- 4	0- 1	1- 2	AWAY	1- 0	1- 1	6- 0			
2- 0	0- 0	0- 0	NEUTRAL	0- 0	1- 0	1- 0			
7- 4	0- 1	1- 1	NON-CONFERENCE	1- 1	1- 1	4- 0			
2- 1	0- 0	0- 0	HOME	1- 1	0- 0	1- 0			
3- 3	0- 1	1- 1	AWAY	0- 0	0- 1	2- 0			
2- 0	0- 0	0- 0	NEUTRAL	0- 0	1- 0	1- 0			
13- 2	0- 0	0- 2	CONFERENCE	2- 0	3- 0	8- 0			
7- 1	0- 0	0- 1	HOME	1- 0	2- 0	4- 0			
6- 1	0- 0	0- 1	AWAY	1- 0	1- 0	4- 0			
0- 0	0- 0	0- 0	NEUTRAL	0- 0	0- 0	0- 0			

RPI 1-25				RPI 26-50				Team's RPI: 26				RPI 51-100				RPI 101+			
RPI	S	Opponent	Score	RPI	S	Opponent	Score	RPI	S	Opponent	Score	RPI	S	Opponent	Score	RPI	S	Opponent	Score
7	A	Duke	61 68	33	A	Green Bay	56 71	54	A	Drexel	48 45	107	A	North Carolina	73 78				
				38	A	James Madison	54 61	54	H	Drexel	75 65	129	H	Delaware	69 42				
				38	H	James Madison	70 76	60	H	Wake Forest	68 78	133	N	Eastern Wash.	76 55				
				40	A	Central Mich.	71 57	68	H	Bucknell	64 58	150	A	William & Mary	60 58				
												150	H	William & Mary	70 47				
												153	A	Northeastern	76 65				
												153	H	Northeastern	70 58				
												180	A	Hofstra	64 53				
												180	H	Hofstra	72 61				
												191	A	ETSU	79 51				
												196	A	Col. of Charleston	84 56				
												196	H	Col. of Charleston	70 57				
												206	H	Towson	83 55				
												212	H	Rutgers	66 54				
												222	N	Akron	65 62				
												223	A	UNCW	66 56				
												247	A	Georgia St.	84 67				
LAST 12 Division I GAMES:																			
40	A	Central Mich.	71 57	223	A	UNCW	66 56												
133	N	Eastern Wash.	76 55	206	H	Towson	83 55												
150	H	William & Mary	70 47	180	A	Hofstra	64 53												
180	H	Hofstra	72 61	153	A	Northeastern	76 65												
38	A	James Madison	54 61	150	A	William & Mary	60 58												
153	H	Northeastern	70 58	38	H	James Madison	70 76												

Non-Div I Games: King (TN) 93 47

Elon



Evansville

Through Games Of Feb. 21, 2017

Average RPI Win:	257	WON-LOST	WINNING	LAST 10	STRENGTH OF	OPP. STRENGTH	TEAM	ADJ.	CONF.	ADJ CONF.
Average RPI Loss:	150	RECORD	PCT. RANK	GAMES	SCHEDULE	OF SCHEDULE	RPI	RPI	RPI	RPI
DIV. I ONLY	8- 16	260	2- 8	191	226	259	259	16	16	
DIV. I NON-CONF.	4- 6	209	0- 0	282	298	266	266	14	14	
TOTALS	RPI 1-25	RPI 26-50	W-L RECORDS	RPI 51-100	RPI 101-150	RPI 150+				
8- 16	0- 1	0- 2	OVERALL	0- 3	0- 1	8- 9				
5- 7	0- 0	0- 1	HOME	0- 1	0- 0	5- 5				
3- 9	0- 0	0- 1	AWAY	0- 0	0- 0	3- 1				
0- 0	0- 0	0- 0	NEUTRAL	0- 0	0- 0	0- 0				
4- 6	0- 1	0- 0	NON-CONFERENCE	0- 1	0- 1	4- 3				
2- 3	0- 0	0- 0	HOME	0- 0	0- 0	2- 3				
2- 3	0- 1	0- 0	AWAY	0- 1	0- 1	2- 0				
0- 0	0- 0	0- 0	NEUTRAL	0- 0	0- 0	0- 0				
4- 10	0- 0	0- 2	CONFERENCE	0- 2	0- 0	4- 6				
3- 4	0- 0	0- 1	HOME	0- 1	0- 0	3- 2				
1- 6	0- 0	0- 1	AWAY	0- 1	0- 0	1- 4				
0- 0	0- 0	0- 0	NEUTRAL	0- 0	0- 0	0- 0				

RPI S	Opponent	Score	RPI S	Opponent	Score	RPI S	Opponent	Score	RPI S	Opponent	Score	Team's RPI: 259
13	A Louisville	47 89	35	A Drake	65 82	62	A UNI	40 54	130	A Ball St.	49 84	
			35	H Drake	48 73	62	H UNI	36 62	157	A Missouri St.	43 68	
						66	A Northwestern	66 88	157	H Missouri St.	41 77	
									181	H Cleveland St.	62 66	
									184	A Southern Ill.	74 61	
									184	H Southern Ill.	63 60	
									199	A Wichita St.	68 69	
									199	H Wichita St.	67 74	
									205	H Indiana St.	57 41	
									221	A Bradley	52 56	
									246	A Murray St.	82 77	
									274	H Austin Peay	68 54	
									279	H Southeast Mo. St.	74 76	
									296	H Eastern Ill.	63 73	
									300	A Valparaiso	70 65	
									307	A Illinois St.	58 71	
									315	H Loyola Chicago	67 36	
									349	H Alabama A&M	63 54	
LAST 12 Division I GAMES:												
184	A Southern Ill.	74 61	307	A Illinois St.	58 71							
157	A Missouri St.	43 68	184	H Southern Ill.	63 60							
199	A Wichita St.	68 69	199	H Wichita St.	67 74							
35	H Drake	48 73	157	H Missouri St.	41 77							
62	H UNI	36 62	62	A UNI	40 54							
221	A Bradley	52 56	35	A Drake	65 82							

Non-Div I Games: Oakland City 108 68

Evansville

Loss, Non-Conf, S Site, H Home A Away N Neutral

Average RPI Win:	247	WON-LOST	WINNING	LAST 10	STRENGTH OF	OPP. STRENGTH	TEAM	ADJ.	CONF.	ADJ CONF.
Average RPI Loss:	89	RECORD	PCT. RANK	GAMES	SCHEDULE	OF SCHEDULE	RPI	RPI	RPI	RPI
DIV. I ONLY	21- 7	44	7- 2	231	205	97	97	24	24	
DIV. I NON-CONF.	9- 6	127	0- 1	134	168	114	114	24	24	
TOTALS	RPI 1-25	RPI 26-50	W-L RECORDS	RPI 51-100	RPI 101-150	RPI 150+				
21- 7	0- 1	0- 2	OVERALL	2- 2	1- 1	18- 1				
13- 0	0- 0	0- 0	HOME	2- 0	0- 0	11- 0				
8- 4	0- 0	0- 1	AWAY	0- 1	1- 1	7- 1				
0- 3	0- 1	0- 1	NEUTRAL	0- 1	0- 0	0- 0				
9- 6	0- 1	0- 2	NON-CONFERENCE	1- 1	0- 1	8- 1				
7- 0	0- 0	0- 0	HOME	1- 0	0- 0	6- 0				
2- 3	0- 0	0- 1	AWAY	0- 0	0- 1	2- 1				
0- 3	0- 1	0- 1	NEUTRAL	0- 1	0- 0	0- 0				
12- 1	0- 0	0- 0	CONFERENCE	1- 1	1- 0	10- 0				
6- 0	0- 0	0- 0	HOME	1- 0	0- 0	5- 0				
6- 1	0- 0	0- 0	AWAY	0- 1	1- 0	5- 0				
0- 0	0- 0	0- 0	NEUTRAL	0- 0	0- 0	0- 0				

RPI 1-25				RPI 26-50				RPI 51-100				Team's RPI: 97	RPI 101+			
RPI	S	Opponent	Score	RPI	S	Opponent	Score	RPI	S	Opponent	Score		RPI	S	Opponent	Score
25	N	Ohio St.	66 79	43	A	Quinnipiac	56 66	89	H	Chattanooga	68 55		117	A	Stetson	84 71
				46	N	George Washington	47 76	94	A	Jacksonville	65 73		127	A	Northern Colo.	74 77
								94	H	Jacksonville	60 57		167	H	UC Riverside	60 45
								100	N	Kent St.	64 77		172	A	Hartford	70 63
													179	H	Siena	66 42
													189	A	Illinois	73 82
													192	H	Hampton	60 49
													276	A	Kennesaw St.	75 56
													276	H	Kennesaw St.	69 35
													284	H	N.C. A&T	67 41
													285	H	FIU	89 42
													286	H	Savannah St.	89 40
													291	A	Lipscomb	90 63
													291	H	Lipscomb	98 50
													298	A	North Florida	68 51
													298	H	North Florida	69 46
													314	A	NJIT	77 46
													314	H	NJIT	73 53
													316	A	USC Upstate	80 50
													316	H	USC Upstate	93 43
													328	A	Fla. Atlantic	65 50
LAST 12 Division I GAMES:																
				46	N	George Washington	47 76	94	A	Jacksonville	65 73					
				314	A	NJIT	77 46	298	A	North Florida	68 51					
				316	A	USC Upstate	80 50	94	H	Jacksonville	60 57					
				291	H	Lipscomb	98 50	316	H	USC Upstate	93 43					
				276	H	Kennesaw St.	69 35	314	H	NJIT	73 53					
				298	H	North Florida	69 46	276	A	Kennesaw St.	75 56					

Non-Div I Games: St. Thomas (FL) 71 48 Ave Maria 101 34

FGCU

Loss, Non-Conf, S Site, H Home A Away N Neutral

F  
I  
U

**Non-Div I Games:**

■ Loss, ■ Non-Conf, S Site, H Home A Away N Neutral

## Fairfield

Through Games Of Feb. 21, 2017

Average RPI Win:	232	WON-LOST	WINNING	LAST 10	STRENGTH OF	OPP. STRENGTH	TEAM	ADJ.	CONF.	ADJ CONF.
Average RPI Loss:	166	RECORD	PCT. RANK	GAMES	SCHEDULE	OF SCHEDULE	RPI	RPI	RPI	RPI
DIV. I ONLY	14- 13	165	6- 4	245	214	183	183	18	18	
DIV. I NON-CONF.	3- 6	230	0- 0	203	280	227	227	17	17	
TOTALS	RPI 1-25	RPI 26-50	W-L RECORDS	RPI 51-100	RPI 101-150	RPI 150+				
14- 13	0- 1	1- 2	OVERALL	0- 0	2- 2	11- 8				
7- 4	0- 0	1- 0	HOME	0- 0	1- 0	5- 4				
7- 9	0- 1	0- 2	AWAY	0- 0	1- 2	6- 4				
0- 0	0- 0	0- 0	NEUTRAL	0- 0	0- 0	0- 0				
3- 6	0- 1	0- 1	NON-CONFERENCE	0- 0	0- 1	3- 3				
1- 2	0- 0	0- 0	HOME	0- 0	0- 0	1- 2				
2- 4	0- 1	0- 1	AWAY	0- 0	0- 1	2- 1				
0- 0	0- 0	0- 0	NEUTRAL	0- 0	0- 0	0- 0				
11- 7	0- 0	1- 1	CONFERENCE	0- 0	2- 1	8- 5				
6- 2	0- 0	1- 0	HOME	0- 0	1- 0	4- 2				
5- 5	0- 0	0- 1	AWAY	0- 0	1- 1	4- 3				
0- 0	0- 0	0- 0	NEUTRAL	0- 0	0- 0	0- 0				

RPI 1-25				RPI 26-50				RPI 51-100				RPI 101+ Team's RPI: 183			
RPI	S	Opponent	Score	RPI	S	Opponent	Score	RPI	S	Opponent	Score	RPI	S	Opponent	Score
24	A	Temple	59 73	27	A	Harvard	44 58					109	A	Rider	68 67
				43	A	Quinnipiac	55 60					142	A	Albany (NY)	45 59
				43	H	Quinnipiac	65 52					143	A	Iona	55 65
												143	H	Iona	68 59
												165	A	La Salle	61 68
												179	A	Siena	52 67
												179	H	Siena	61 57
												198	H	Sacred Heart	44 56
												225	A	Monmouth	71 68
												225	H	Monmouth	53 60
												226	A	Marist	55 71
												226	H	Marist	62 68
												242	A	Niagara	65 55
												242	H	Niagara	66 63
												260	A	Canisius	49 63
												262	H	Loyola Maryland	58 57
												263	A	Manhattan	64 43
												263	H	Manhattan	71 56
												280	A	Mt. St. Mary's	70 57
												304	H	Rhode Island	65 72
												325	A	Saint Peter's	56 39
												325	H	Saint Peter's	50 38
												345	A	UMass Lowell	65 41
LAST 12 Division I GAMES:															
143	A	Iona	55 65	242	H	Niagara	66 63								
226	H	Marist	62 68	225	H	Monmouth	53 60								
325	A	Saint Peter's	56 39	260	A	Canisius	49 63								
263	A	Manhattan	64 43	242	A	Niagara	65 55								
325	H	Saint Peter's	50 38	43	A	Quinnipiac	55 60								
43	H	Quinnipiac	65 52	109	A	Rider	68 67								

Non-Div I Games:

Fairfield

■ Loss, 
 ■ Non-Conf, 
 ■ S Site, 
 ■ H Home 
 ■ A Away 
 N Neutral

Through Games Of Feb. 11, 1917.										
Average RPI Win:	313	WON-LOST	WINNING	LAST 10	STRENGTH OF	OPP. STRENGTH	TEAM	ADJ.	CONF.	ADJ CONF.
Average RPI Loss:	262	RECORD	PCT. RANK	GAMES	SCHEDULE	OF SCHEDULE	RPI	RPI	RPI	RPI
DIV. I ONLY	8- 18	272	5- 5	349	344	341	341	31	31	
DIV. I NON-CONF.	2- 8	288	0- 0	349	340	347	347	32	32	
TOTALS	RPI 1-25	RPI 26-50	W-L RECORDS	RPI 51-100	RPI 101-150	RPI 150+				
8- 18	0- 0	0- 0	OVERALL	0- 0	0- 1	8- 17				
4- 9	0- 0	0- 0	HOME	0- 0	0- 0	4- 9				
4- 9	0- 0	0- 0	AWAY	0- 0	0- 1	4- 7				
0- 0	0- 0	0- 0	NEUTRAL	0- 0	0- 0	0- 0				
2- 8	0- 0	0- 0	NON-CONFERENCE	0- 0	0- 1	2- 7				
1- 3	0- 0	0- 0	HOME	0- 0	0- 0	1- 3				
1- 5	0- 0	0- 0	AWAY	0- 0	0- 1	1- 4				
0- 0	0- 0	0- 0	NEUTRAL	0- 0	0- 0	0- 0				
6- 10	0- 0	0- 0	CONFERENCE	0- 0	0- 0	6- 10				
3- 6	0- 0	0- 0	HOME	0- 0	0- 0	3- 6				
3- 4	0- 0	0- 0	AWAY	0- 0	0- 0	3- 4				
0- 0	0- 0	0- 0	NEUTRAL	0- 0	0- 0	0- 0				

RPI 1-25				RPI 26-50				RPI 51-100				RPI 101+			
RPI	S	Opponent	Score	RPI	S	Opponent	Score	RPI	S	Opponent	Score	RPI	S	Opponent	Score
												139	A	New Mexico	56 83
												156	A	Army West Point	58 86
												198	A	Sacred Heart	60 68
												198	H	Sacred Heart	58 56
												209	H	Robert Morris	64 66
												214	H	Binghamton	69 80
												225	A	Monmouth	63 72
												243	H	Saint Francis (PA)	79 82
												244	H	Howard	68 71
												273	A	Bryant	48 50
												273	H	Bryant	48 56
												280	A	Mt. St. Mary's	50 61
												280	H	Mt. St. Mary's	71 75
												314	A	NJIT	66 61
												318	A	Central Conn. St.	49 68
												318	H	Central Conn. St.	77 64
												323	H	Air Force	48 56
												325	A	Saint Peter's	43 65
												326	A	St. Francis Brooklyn	59 58
												326	H	St. Francis Brooklyn	59 66
												334	A	LIU Brooklyn	67 54
												334	H	LIU Brooklyn	64 46
												338	A	Wagner	59 53
												338	H	Wagner	66 74
												339	H	Longwood	75 59
												345	A	UMass Lowell	55 61
<b>LAST 12 Division I GAMES:</b>															
				198	A	Sacred Heart	60 68					273	A	Bryant	48 50
				280	H	Mt. St. Mary's	71 75					326	A	St. Francis Brooklyn	59 58
				318	H	Central Conn. St.	77 64					326	H	St. Francis Brooklyn	59 66
				334	A	LIU Brooklyn	67 54					334	H	LIU Brooklyn	64 46
				198	H	Sacred Heart	58 56					280	A	Mt. St. Mary's	50 61
				338	H	Wagner	66 74					318	A	Central Conn. St.	49 68

Non-Div I Games: Queens (NY)

54 70

Fairleigh Dickinson

Loss, Non-Conf, S Site, H Home A Away N Neutral

Average RPI Win:	266	WON-LOST	WINNING	LAST 10	STRENGTH OF	OPP. STRENGTH	TEAM	ADJ.	CONF.	ADJ CONF.
Average RPI Loss:	181	RECORD	PCT. RANK	GAMES	SCHEDULE	OF SCHEDULE	RPI	RPI	RPI	RPI
DIV. I ONLY	3- 21	333	0- 10	211	244	328	328	15	15	
DIV. I NON-CONF.	3- 7	250	0- 0	208	346	308	308	16	16	
TOTALS	RPI 1-25	RPI 26-50	W-L RECORDS	RPI 51-100	RPI 101-150	RPI 150+				
3- 21	0- 0	0- 0	OVERALL	0- 4	0- 4	3- 13				
3- 10	0- 0	0- 0	HOME	0- 1	0- 3	3- 6				
0- 11	0- 0	0- 0	AWAY	0- 3	0- 1	0- 7				
0- 0	0- 0	0- 0	NEUTRAL	0- 0	0- 0	0- 0				
3- 7	0- 0	0- 0	NON-CONFERENCE	0- 2	0- 1	3- 4				
3- 3	0- 0	0- 0	HOME	0- 1	0- 0	3- 2				
0- 4	0- 0	0- 0	AWAY	0- 1	0- 1	0- 2				
0- 0	0- 0	0- 0	NEUTRAL	0- 0	0- 0	0- 0				
0- 14	0- 0	0- 0	CONFERENCE	0- 2	0- 3	0- 9				
0- 7	0- 0	0- 0	HOME	0- 0	0- 3	0- 4				
0- 7	0- 0	0- 0	AWAY	0- 2	0- 0	0- 5				
0- 0	0- 0	0- 0	NEUTRAL	0- 0	0- 0	0- 0				

RPI 1-25			RPI 26-50			RPI 51-100				RPI 101+			Team's RPI: 328		
RPI	S	Opponent	Score	RPI	S	Opponent	Score	RPI	S	Opponent	Score	RPI	S	Opponent	Score
								57	A	Western Ky.	55 76	111	A	Arizona	67 77
								76	A	Middle Tenn.	69 87	115	H	Charlotte	66 72
								95	A	Mercer	57 74	123	H	Old Dominion	73 93
								97	H	FGCU	50 65	126	H	Southern Miss.	67 82
												161	H	Louisiana Tech	52 76
												168	A	Rice	55 89
												182	A	UAB	55 66
												187	A	North Texas	57 79
												188	H	UTSA	62 72
												205	H	Indiana St.	70 67
												218	A	Grand Canyon	60 81
												224	H	Richmond	67 77
												245	H	UMES	59 76
												248	H	Jacksonville St.	63 55
												252	A	Marshall	53 76
												285	A	FIU	65 74
												285	H	FIU	60 65
												298	A	North Florida	88 95
												301	H	UTEP	50 51
												346	H	Jackson St.	67 58
LAST 12 Division I GAMES:															
				126	H	Southern Miss.	67 82					285	H	FIU	60 65
				161	H	Louisiana Tech	52 76					76	A	Middle Tenn.	69 87
				168	A	Rice	55 89					182	A	UAB	55 66
				187	A	North Texas	57 79					301	H	UTEP	50 51
				123	H	Old Dominion	73 93					188	H	UTSA	62 72
				115	H	Charlotte	66 72					285	A	FIU	65 74

Non-Div I Games: Fla. Memorial 84 64

Fla. Atlantic

Loss, Non-Conf, S Site, H Home A Away N Neutral

Florida

Florida

# Florida

Average RPI Win:	<b>289</b>	WON-LOST	WINNING	LAST 10	STRENGTH OF	OPP. STRENGTH	TEAM	ADJ.	CONF.	ADJ CONF.
Average RPI Loss:	<b>236</b>	RECORD	PCT. RANK	GAMES	SCHEDULE	OF SCHEDULE	RPI	RPI	RPI	RPI
DIV. I ONLY	<b>8- 17</b>	<b>268</b>	<b>7- 3</b>	<b>341</b>	<b>341</b>	<b>335</b>	<b>335</b>	<b>32</b>	<b>32</b>	
DIV. I NON-CONF.	<b>0- 11</b>	<b>335</b>	<b>0- 0</b>	<b>319</b>	<b>295</b>	<b>349</b>	<b>349</b>	<b>31</b>	<b>31</b>	
TOTALS	RPI 1-25	RPI 26-50	W-L RECORDS	RPI 51-100	RPI 101-150	RPI 150+				
8- 17	0- 0	0- 0	OVERALL	0- 1	0- 2	8- 14				
6- 6	0- 0	0- 0	HOME	0- 0	0- 1	6- 5				
2- 7	0- 0	0- 0	AWAY	0- 0	0- 1	2- 6				
0- 4	0- 0	0- 0	NEUTRAL	0- 1	0- 0	0- 3				
0- 11	0- 0	0- 0	NON-CONFERENCE	0- 1	0- 2	0- 8				
0- 4	0- 0	0- 0	HOME	0- 0	0- 1	0- 3				
0- 3	0- 0	0- 0	AWAY	0- 0	0- 1	0- 2				
0- 4	0- 0	0- 0	NEUTRAL	0- 1	0- 0	0- 3				
8- 6	0- 0	0- 0	CONFERENCE	0- 0	0- 0	8- 6				
6- 2	0- 0	0- 0	HOME	0- 0	0- 0	6- 2				
2- 4	0- 0	0- 0	AWAY	0- 0	0- 0	2- 4				
0- 0	0- 0	0- 0	NEUTRAL	0- 0	0- 0	0- 0				

RPI 1-25			RPI 26-50			RPI 51-100			RPI 101+			Team's RPI: 335
RPI	S	Opponent	Score	RPI	S	Opponent	Score	RPI	S	Opponent	Score	
						81 N Florida	65 <b>78</b>	122 A	Alabama	46 <b>81</b>		
								149 H	Omaha	50 <b>70</b>		
								175 H	Morehead St.	48 <b>53</b>		
								192 H	Hampton	62 44		
								193 H	Bethune-Cookman	41 <b>64</b>		
								224 N	Richmond	51 <b>64</b>		
								244 A	Howard	58 <b>72</b>		
								244 H	Howard	55 51		
								245 H	UMES	59 49		
								248 N	Jacksonville St.	54 <b>66</b>		
								252 A	Marshall	67 <b>77</b>		
								255 N	Stony Brook	49 <b>80</b>		
								272 H	Norfolk St.	59 51		
								275 H	Coppin St.	62 <b>70</b>		
								284 A	N.C. A&T	57 <b>65</b>		
								286 A	Savannah St.	52 <b>56</b>		
								288 H	Western Caro.	61 <b>62</b>		
								296 H	Eastern Ill.	50 <b>66</b>		
								298 A	North Florida	60 <b>71</b>		
								333 A	Morgan St.	61 26		
								333 H	Morgan St.	51 48		
								340 A	N.C. Central	49 <b>52</b>		
								348 A	Delaware St.	65 56		
								348 H	Delaware St.	69 61		
LAST 12 Division I GAMES:												
						192 H	Hampton	62 44				
						272 H	Norfolk St.	59 51				
						340 A	N.C. Central	49 <b>52</b>				
						284 A	N.C. A&T	57 <b>65</b>				
						348 H	Delaware St.	69 61				
						244 H	Howard	55 51				
						333 A	Morgan St.	61 26				
						348 A	Delaware St.	65 56				
						245 H	UMES	59 49				
						193 H	Bethune-Cookman	41 <b>64</b>				
						286 A	Savannah St.	52 <b>56</b>				
						333 H	Morgan St.	51 48				

Non-Div I Games: Thomas (GA) 74 65 Stillman 69 59

Florida A&amp;M

■ Loss, 
 ■ Non-Conf, 
 ■ S Site, 
 ■ Home 
 ■ A Away 
 N Neutral



Average RPI Win:	109	WON-LOST	WINNING	LAST 10	STRENGTH OF	OPP. STRENGTH	TEAM	ADJ.	CONF.	ADJ CONF.
Average RPI Loss:	23	RECORD	PCT. RANK	GAMES	SCHEDULE	OF SCHEDULE	RPI	RPI	RPI	RPI
DIV. I ONLY	24- 4	8	8- 2	11	35	11	11	3	3	
DIV. I NON-CONF.	12- 2	21	0- 1	39	58	19	19	4	4	
TOTALS	RPI 1-25	RPI 26-50	W-L RECORDS	RPI 51-100	RPI 101-150	RPI 150+				
24- 4	4- 2	3- 2	OVERALL	8- 0	3- 0	6- 0				
12- 3	3- 2	2- 1	HOME	3- 0	1- 0	3- 0				
9- 1	1- 0	0- 1	AWAY	4- 0	2- 0	2- 0				
3- 0	0- 0	1- 0	NEUTRAL	1- 0	0- 0	1- 0				
12- 2	0- 2	2- 0	NON-CONFERENCE	5- 0	0- 0	5- 0				
6- 2	0- 2	1- 0	HOME	2- 0	0- 0	3- 0				
3- 0	0- 0	0- 0	AWAY	2- 0	0- 0	1- 0				
3- 0	0- 0	1- 0	NEUTRAL	1- 0	0- 0	1- 0				
12- 2	4- 0	1- 2	CONFERENCE	3- 0	3- 0	1- 0				
6- 1	3- 0	1- 1	HOME	1- 0	1- 0	0- 0				
6- 1	1- 0	0- 1	AWAY	2- 0	2- 0	1- 0				
0- 0	0- 0	0- 0	NEUTRAL	0- 0	0- 0	0- 0				

RPI	S	Opponent	Score	RPI	S	Opponent	Score	RPI	S	Opponent	Score	RPI	S	Opponent	Score
1	H	UConn	76 78	31	H	Syracuse	77 58	53	A	Georgia Tech	69 63	107	A	North Carolina	90 77
7	H	Duke	69 45	36	N	Michigan	76 62	60	H	Wake Forest	102 60	108	A	Clemson	86 27
10	H	Texas	88 92	37	H	North Carolina St.	61 70	67	A	Minnesota	75 61	108	H	Clemson	80 47
13	H	Louisville	72 65	38	H	James Madison	84 64	77	N	Gonzaga	87 69	170	A	Boston College	85 53
16	A	Miami (FL)	81 66	45	A	Virginia	51 60	81	H	Florida	83 58	182	A	UAB	93 47
16	H	Miami (FL)	80 71					86	A	Virginia Tech	82 54	248	H	Jacksonville St.	73 62
								94	H	Jacksonville	90 47	288	H	Western Caro.	90 41
								95	A	Mercer	83 40	298	H	North Florida	95 39
												336	N	Winthrop	98 35
LAST 12 Division I GAMES:															
108	H	Clemson	80 47	53	A	Georgia Tech	69 63								
45	A	Virginia	51 60	86	A	Virginia Tech	82 54								
10	H	Texas	88 92	31	H	Syracuse	77 58								
60	H	Wake Forest	102 60	108	A	Clemson	86 27								
16	H	Miami (FL)	80 71	13	H	Louisville	72 65								
170	A	Boston College	85 53	7	H	Duke	69 45								

Non-Div I Games:

Florida St.

Average RPI Win: <b>196</b>	WON-LOST	WINNING	LAST 10	STRENGTH OF	OPP. STRENGTH	TEAM	ADJ.	CONF.	ADJ CONF.
Average RPI Loss: <b>106</b>	RECORD	PCT. RANK	GAMES	SCHEDULE	OF SCHEDULE	RPI	RPI	RPI	RPI
DIV. I ONLY	<b>19- 10</b>	<b>92</b>	<b>5- 5</b>	<b>164</b>	<b>96</b>	<b>119</b>	<b>119</b>	<b>12</b>	<b>12</b>
DIV. I NON-CONF.	<b>9- 5</b>	<b>112</b>	<b>0- 0</b>	<b>94</b>	<b>98</b>	<b>107</b>	<b>107</b>	<b>12</b>	<b>12</b>
TOTALS	RPI 1-25	RPI 26-50	W-L RECORDS	RPI 51-100	RPI 101-150	RPI 150+			
19- 10	0- 1	1- 1	OVERALL	1- 3	4- 4	13- 1			
15- 3	0- 0	1- 0	HOME	1- 2	4- 1	9- 0			
3- 6	0- 1	0- 1	AWAY	0- 0	0- 0	3- 0			
1- 1	0- 0	0- 0	NEUTRAL	0- 1	0- 0	1- 0			
9- 5	0- 1	1- 0	NON-CONFERENCE	0- 3	2- 1	6- 0			
8- 2	0- 0	1- 0	HOME	0- 2	2- 0	5- 0			
0- 2	0- 1	0- 0	AWAY	0- 0	0- 1	0- 0			
1- 1	0- 0	0- 0	NEUTRAL	0- 1	0- 0	1- 0			
10- 5	0- 0	0- 1	CONFERENCE	1- 0	2- 3	7- 1			
7- 1	0- 0	0- 0	HOME	1- 0	2- 1	4- 0			
3- 4	0- 0	0- 1	AWAY	0- 0	0- 2	3- 1			
0- 0	0- 0	0- 0	NEUTRAL	0- 0	0- 0	0- 0			

RPI 1-25				RPI 26-50				RPI 51-100				RPI 101+ Team's RPI: 119			
RPI	S	Opponent	Score	RPI	S	Opponent	Score	RPI	S	Opponent	Score	RPI	S	Opponent	Score
2	A	Notre Dame	36 <b>67</b>	46	A	George Washington	46 <b>63</b>	51	H	Dayton	66 52	102	A	Saint Joseph's	44 <b>47</b>
				48	H	Little Rock	65 43	72	H	St. John's (NY)	45 <b>59</b>	102	H	Saint Joseph's	44 39
								79	H	Buffalo	54 <b>58</b>	103	A	Saint Louis	58 <b>82</b>
								98	N	Texas Tech	50 <b>59</b>	110	H	Princeton	57 55
												134	H	Duquesne	64 51
												135	H	VCU	58 <b>61</b>
												142	H	Albany (NY)	89 82
												143	A	Iona	46 <b>55</b>
												170	H	Boston College	56 49
												185	A	George Mason	53 49
												216	N	Grambling	59 53
												224	H	Richmond	67 41
												233	A	St. Bonaventure	60 44
												233	H	St. Bonaventure	57 45
												237	H	Furman	60 47
												242	H	Niagara	92 69
												256	H	UNC Asheville	55 42
												263	H	Manhattan	63 60
												277	A	Davidson	51 <b>52</b>
												277	H	Davidson	85 72
												293	H	Massachusetts	74 43
												304	A	Rhode Island	74 69
LAST 12 Division I GAMES:															
51	H	Dayton	66 52	103	A	Saint Louis	58 <b>82</b>								
277	A	Davidson	51 <b>52</b>	135	H	VCU	58 <b>61</b>								
293	H	Massachusetts	74 43	102	A	Saint Joseph's	44 <b>47</b>								
102	H	Saint Joseph's	44 39	233	A	St. Bonaventure	60 44								
233	H	St. Bonaventure	57 45	224	H	Richmond	67 41								
46	A	George Washington	46 <b>63</b>	185	A	George Mason	53 49								

Non-Div I Games:

Fordham

■ Loss, 
 ■ Non-Conf, S Site, 
 ■ Home 
 ■ Away 
 N Neutral

## Fort Wayne

Through Games Of Feb. 21, 2017

Average RPI Win:	263	WON-LOST	WINNING	LAST 10	STRENGTH OF	OPP. STRENGTH	TEAM	ADJ.	CONF.	ADJ CONF.
Average RPI Loss:	156	RECORD	PCT. RANK	GAMES	SCHEDULE	OF SCHEDULE	RPI	RPI	RPI	RPI
DIV. I ONLY	4- 21	327	2- 8	242	145	322	322	11	11	
DIV. I NON-CONF.	2- 9	293	0- 0	291	232	315	315	10	10	
TOTALS	RPI 1-25	RPI 26-50	W-L RECORDS	RPI 51-100	RPI 101-150	RPI 150+				
4- 21	0- 0	0- 2	OVERALL	0- 6	1- 4	3- 9				
2- 9	0- 0	0- 1	HOME	0- 4	1- 1	1- 3				
1- 11	0- 0	0- 1	AWAY	0- 2	0- 3	1- 5				
1- 1	0- 0	0- 0	NEUTRAL	0- 0	0- 0	1- 1				
2- 9	0- 0	0- 0	NON-CONFERENCE	0- 2	0- 1	2- 6				
0- 3	0- 0	0- 0	HOME	0- 1	0- 0	0- 2				
1- 5	0- 0	0- 0	AWAY	0- 1	0- 1	1- 3				
1- 1	0- 0	0- 0	NEUTRAL	0- 0	0- 0	1- 1				
2- 12	0- 0	0- 2	CONFERENCE	0- 4	1- 3	1- 3				
2- 6	0- 0	0- 1	HOME	0- 3	1- 1	1- 1				
0- 6	0- 0	0- 1	AWAY	0- 1	0- 2	0- 2				
0- 0	0- 0	0- 0	NEUTRAL	0- 0	0- 0	0- 0				

RPI S	Opponent	Score	RPI S	Opponent	Score	RPI S	Opponent	Score	RPI S	Opponent	Score	Team's RPI: 322
32	A South Dakota St.	51 73	32	H South Dakota St.	59 76	61	H Belmont	59 85	138	A Wright St.	51 62	
						64	A South Dakota	59 87	148	A Oral Roberts	56 82	
						64	H South Dakota	55 82	148	H Oral Roberts	59 75	
						65	H IUPUI	48 62	149	A Omaha	49 63	
						78	H Western Ill.	53 75	149	H Omaha	65 62	
						100	A Kent St.	55 66	163	H Oakland	61 82	
									176	A Western Mich.	35 61	
									189	A Illinois	33 56	
									238	N Miami (OH)	47 69	
									250	A Butler	64 70	
									271	H Coastal Caro.	57 72	
									289	A North Dakota St.	56 68	
									289	H North Dakota St.	72 68	
									297	N Eastern Ky.	68 59	
									311	A Denver	50 78	
									311	H Denver	72 78	
									317	A Ill.-Chicago	61 55	
LAST 12 Division I GAMES:												
32	H South Dakota St.	59 76	149	H Omaha	65 62							
149	A Omaha	49 63	148	H Oral Roberts	59 75							
289	H North Dakota St.	72 68	64	A South Dakota	59 87							
64	H South Dakota	55 82	311	H Denver	72 78							
311	A Denver	50 78	289	A North Dakota St.	56 68							
65	H IUPUI	48 62	32	A South Dakota St.	51 73							

Non-Div I Games: Defiance 76 58 Trine 71 80

Fort Wayne

Loss, Non-Conf, S Site, H Home A Away N Neutral

Average RPI Win: <b>231</b>	WON-LOST	WINNING	LAST 10	STRENGTH OF	OPP. STRENGTH	TEAM	ADJ.	CONF.	ADJ CONF.
Average RPI Loss: <b>119</b>	RECORD	PCT. RANK	GAMES	SCHEDULE	OF SCHEDULE	RPI	RPI	RPI	RPI
DIV. I ONLY	<b>12- 12</b>	<b>174</b>	<b>4- 6</b>	<b>168</b>	<b>158</b>	<b>174</b>	<b>174</b>	<b>13</b>	<b>13</b>
DIV. I NON-CONF.	<b>5- 4</b>	<b>143</b>	<b>0- 0</b>	<b>137</b>	<b>158</b>	<b>141</b>	<b>141</b>	<b>15</b>	<b>15</b>
TOTALS	RPI 1-25	RPI 26-50	W-L RECORDS	RPI 51-100	RPI 101-150	RPI 150+			
12- 12	0- 1	0- 0	OVERALL	1- 4	2- 3	9- 4			
5- 6	0- 0	0- 0	HOME	0- 2	2- 1	3- 3			
5- 6	0- 1	0- 0	AWAY	0- 2	0- 2	5- 1			
2- 0	0- 0	0- 0	NEUTRAL	1- 0	0- 0	1- 0			
5- 4	0- 1	0- 0	NON-CONFERENCE	1- 1	1- 0	3- 2			
1- 3	0- 0	0- 0	HOME	0- 1	1- 0	0- 2			
2- 1	0- 1	0- 0	AWAY	0- 0	0- 0	2- 0			
2- 0	0- 0	0- 0	NEUTRAL	1- 0	0- 0	1- 0			
7- 8	0- 0	0- 0	CONFERENCE	0- 3	1- 3	6- 2			
4- 3	0- 0	0- 0	HOME	0- 1	1- 1	3- 1			
3- 5	0- 0	0- 0	AWAY	0- 2	0- 2	3- 1			
0- 0	0- 0	0- 0	NEUTRAL	0- 0	0- 0	0- 0			

RPI 1-25				RPI 26-50				RPI 51-100				RPI 101+				Team's RPI: 174	
RPI	S	Opponent	Score	RPI	S	Opponent	Score	RPI	S	Opponent	Score	RPI	S	Opponent	Score		
7	A	Washington	54 85					52	A	Colorado St.	56 73	112	A	Wyoming	48 70		
								52	H	Colorado St.	64 66	112	H	Wyoming	52 47		
								61	N	Belmont	62 53	139	A	New Mexico	57 66		
								69	A	Boise St.	66 67	139	H	New Mexico	54 80		
								75	H	Utah	55 65	146	H	San Francisco	61 48		
												169	H	CSUN	57 61		
												190	H	Utah St.	47 52		
												195	A	San Jose St.	68 77		
												195	H	San Jose St.	88 74		
												219	A	Weber St.	60 57		
												231	A	Pacific	74 67		
												234	H	UC Santa Barbara	49 50		
												264	A	San Diego St.	59 51		
												290	A	Nevada	71 70		
												290	H	Nevada	68 54		
												321	N	UC Irvine	63 45		
												323	A	Air Force	72 56		
												323	H	Air Force	63 40		
LAST 12 Division I GAMES:																	
139	A	New Mexico	57 66	190	H	Utah St.	47 52										
195	A	San Jose St.	68 77	290	H	Nevada	68 54										
52	H	Colorado St.	64 66	52	A	Colorado St.	56 73										
112	H	Wyoming	52 47	69	A	Boise St.	66 67										
264	A	San Diego St.	59 51	323	H	Air Force	63 40										
323	A	Air Force	72 56	195	H	San Jose St.	88 74										

Non-Div I Games: Biola 71 50 Cal St. Dom. Hills 73 60

Fresno St.

■ Loss, 
 ■ Non-Conf, 
 ■ S Site, 
 ■ Home 
 ■ A Away 
 N Neutral

**F**

u  
r  
m  
a  
n

u  
r  
m  
a  
n

Furman

## Ga. Southern

Through Games Of Feb. 21, 2017

Average RPI Win:	263	WON-LOST	WINNING	LAST 10	STRENGTH OF	OPP. STRENGTH	TEAM	ADJ.	CONF.	ADJ CONF.
Average RPI Loss:	156	RECORD	PCT. RANK	GAMES	SCHEDULE	OF SCHEDULE	RPI	RPI	RPI	RPI
DIV. I ONLY	11- 14	208	7- 3	221	284	228	228	21	21	
DIV. I NON-CONF.	3- 7	250	0- 0	179	322	257	257	19	19	
TOTALS	RPI 1-25	RPI 26-50	W-L RECORDS	RPI 51-100	RPI 101-150	RPI 150+				
11- 14	0- 0	0- 0	OVERALL	0- 2	0- 6	11- 6				
7- 6	0- 0	0- 0	HOME	0- 1	0- 3	7- 2				
4- 8	0- 0	0- 0	AWAY	0- 1	0- 3	4- 4				
0- 0	0- 0	0- 0	NEUTRAL	0- 0	0- 0	0- 0				
3- 7	0- 0	0- 0	NON-CONFERENCE	0- 2	0- 3	3- 2				
2- 2	0- 0	0- 0	HOME	0- 1	0- 1	2- 0				
1- 5	0- 0	0- 0	AWAY	0- 1	0- 2	1- 2				
0- 0	0- 0	0- 0	NEUTRAL	0- 0	0- 0	0- 0				
8- 7	0- 0	0- 0	CONFERENCE	0- 0	0- 3	8- 4				
5- 4	0- 0	0- 0	HOME	0- 0	0- 2	5- 2				
3- 3	0- 0	0- 0	AWAY	0- 0	0- 1	3- 2				
0- 0	0- 0	0- 0	NEUTRAL	0- 0	0- 0	0- 0				

RPI 1-25				RPI 26-50				RPI 51-100				RPI 101+				Team's RPI: 228	
RPI	S	Opponent	Score	RPI	S	Opponent	Score	RPI	S	Opponent	Score	RPI	S	Opponent	Score		
								65	A	IUPUI	57	83	104	H	UT Arlington	60	69
								95	H	Mercer	56	77	105	A	Troy	67	77
												105	H	Troy	86	89	
												108	A	Clemson	47	58	
												114	H	UCF	54	74	
												122	A	Alabama	48	66	
												158	A	Louisiana	52	79	
												158	H	Louisiana	63	60	
												171	H	Texas St.	71	69	
												208	A	Appalachian St.	48	73	
												208	H	Appalachian St.	53	50	
												241	A	South Ala.	53	45	
												241	H	South Ala.	46	55	
												247	H	Georgia St.	54	58	
												248	A	Jacksonville St.	55	67	
												265	A	Charleston So.	54	55	
												271	A	Coastal Caro.	65	62	
												271	H	Coastal Caro.	78	70	
												284	H	N.C. A&T	65	50	
												286	A	Savannah St.	50	45	
												329	A	La.-Monroe	65	44	
												329	H	La.-Monroe	76	65	
												347	H	South Carolina St.	74	58	
LAST 12 Division I GAMES:																	
				171	H	Texas St.	71	69				241	A	South Ala.	53	45	
				104	H	UT Arlington	60	69				105	A	Troy	67	77	
				271	A	Coastal Caro.	65	62				208	H	Appalachian St.	53	50	
				208	A	Appalachian St.	48	73				271	H	Coastal Caro.	78	70	
				329	H	La.-Monroe	76	65				158	A	Louisiana	52	79	
				158	H	Louisiana	63	60				329	A	La.-Monroe	65	44	

Non-Div I Games: Thomas (GA) 106 43

Ga. Southern

■ Loss, 
 ■ Non-Conf, S Site, 
 ■ Home 
 ■ Away 
 N Neutral

Average RPI Win:	305	WON-LOST	WINNING	LAST 10	STRENGTH OF	OPP. STRENGTH	TEAM	ADJ.	CONF.	ADJ CONF.
Average RPI Loss:	199	RECORD	PCT. RANK	GAMES	SCHEDULE	OF SCHEDULE	RPI	RPI	RPI	RPI
DIV. I ONLY	8- 15	254	3- 7	336	296	313	313	28	28	
DIV. I NON-CONF.	2- 6	275	0- 0	313	236	285	285	28	28	
TOTALS	RPI 1-25	RPI 26-50	W-L RECORDS	RPI 51-100	RPI 101-150	RPI 150+				
8- 15	0- 0	0- 0	OVERALL	0- 1	0- 3	8- 11				
4- 4	0- 0	0- 0	HOME	0- 0	0- 1	4- 3				
4- 9	0- 0	0- 0	AWAY	0- 1	0- 1	4- 3				
0- 2	0- 0	0- 0	NEUTRAL	0- 0	0- 0	0- 2				
2- 6	0- 0	0- 0	NON-CONFERENCE	0- 1	0- 1	2- 4				
0- 0	0- 0	0- 0	HOME	0- 0	0- 0	0- 0				
2- 4	0- 0	0- 0	AWAY	0- 1	0- 1	2- 2				
0- 2	0- 0	0- 0	NEUTRAL	0- 0	0- 0	0- 2				
6- 9	0- 0	0- 0	CONFERENCE	0- 0	0- 2	6- 7				
4- 4	0- 0	0- 0	HOME	0- 0	0- 1	4- 3				
2- 5	0- 0	0- 0	AWAY	0- 0	0- 1	2- 4				
0- 0	0- 0	0- 0	NEUTRAL	0- 0	0- 0	0- 0				

RPI 1-25			RPI 26-50			RPI 51-100			RPI 101+			Team's RPI: 313		
RPI	S	Opponent	Score	RPI	S	Opponent	Score	RPI	S	Opponent	Score			
								86	A	Virginia Tech	42	76		
										114	A	UCF	52	66
										132	A	Radford	57	67
										132	H	Radford	42	51
										182	N	UAB	49	59
										197	H	Campbell	61	73
										208	N	Appalachian St.	67	72
										220	A	Presbyterian	47	58
										220	H	Presbyterian	55	56
										232	A	Liberty	63	66
										232	H	Liberty	84	82
										237	A	Furman	62	84
										248	A	High Point	69	71
										248	H	High Point	65	84
										256	H	UNC Asheville	55	52
										265	A	Charleston So.	57	64
										267	A	Wofford	66	75
										288	A	Western Caro.	68	60
										316	A	USC Upstate	57	53
										336	A	Winthrop	89	54
										336	H	Winthrop	63	57
										339	A	Longwood	77	43
										339	H	Longwood	89	55
LAST 12 Division I GAMES:														
132	H	Radford	42	51	336	A	Winthrop	89	54					
336	H	Winthrop	63	57	197	H	Campbell	61	73					
220	A	Presbyterian	47	58	265	A	Charleston So.	57	64					
248	H	High Point	65	84	248	A	High Point	69	71					
339	H	Longwood	89	55	256	H	UNC Asheville	55	52					
232	A	Liberty	63	66	232	H	Liberty	84	82					

Non-Div I Games: Montreat 92 45 Southern Wesleyan 86 62 Converse 68 38

Gardner-Webb

## George Mason

Through Games Of Feb. 21, 2017

Average RPI Win:	236	WON-LOST	WINNING	LAST 10	STRENGTH OF	OPP. STRENGTH	TEAM	ADJ.	CONF.	ADJ CONF.
Average RPI Loss:	121	RECORD	PCT. RANK	GAMES	SCHEDULE	OF SCHEDULE	RPI	RPI	RPI	RPI
DIV. I ONLY	13- 16	205	3- 7	152	176	185	185	12	12	
DIV. I NON-CONF.	7- 6	157	0- 0	125	290	129	129	12	12	
TOTALS	RPI 1-25	RPI 26-50	W-L RECORDS	RPI 51-100	RPI 101-150	RPI 150+				
13- 16	0- 0	0- 2	OVERALL	0- 3	3- 7	10- 4				
7- 6	0- 0	0- 1	HOME	0- 1	3- 3	4- 1				
6- 9	0- 0	0- 1	AWAY	0- 1	0- 4	6- 3				
0- 1	0- 0	0- 0	NEUTRAL	0- 1	0- 0	0- 0				
7- 6	0- 0	0- 0	NON-CONFERENCE	0- 2	2- 3	5- 1				
3- 2	0- 0	0- 0	HOME	0- 0	2- 2	1- 0				
4- 3	0- 0	0- 0	AWAY	0- 1	0- 1	4- 1				
0- 1	0- 0	0- 0	NEUTRAL	0- 1	0- 0	0- 0				
6- 10	0- 0	0- 2	CONFERENCE	0- 1	1- 4	5- 3				
4- 4	0- 0	0- 1	HOME	0- 1	1- 1	3- 1				
2- 6	0- 0	0- 1	AWAY	0- 0	0- 3	2- 2				
0- 0	0- 0	0- 0	NEUTRAL	0- 0	0- 0	0- 0				

RPI S	Opponent	Score	RPI S	Opponent	Score	RPI S	Opponent	Score	RPI S	Opponent	Score	Team's RPI: 185
46	A George Washington	49 80	46	H George Washington	71 79	51	H Dayton	48 60	102	A Saint Joseph's	53 57	
						54	N Drexel	71 82	103	A Saint Louis	50 89	
						58	A Georgetown	56 69	106	H SFA	76 77	
									111	H Arizona	70 81	
									118	H Navy	68 64	
									119	H Fordham	49 53	
									129	A Delaware	51 67	
									132	H Radford	70 56	
									134	A Duquesne	57 76	
									135	H VCU	70 59	
									160	A Detroit Mercy	55 54	
									165	A La Salle	57 59	
									206	A Towson	75 79	
									224	A Richmond	54 50	
									224	H Richmond	58 70	
									233	H St. Bonaventure	52 49	
									272	H Norfolk St.	60 33	
									277	A Davidson	54 58	
									277	H Davidson	59 55	
									285	A FIU	67 51	
									293	A Massachusetts	66 55	
									304	H Rhode Island	60 51	
									307	A Illinois St.	72 46	
									334	A LIU Brooklyn	64 48	
LAST 12 Division I GAMES:												
102	A Saint Joseph's	53 57	165	A La Salle	57 59							
46	A George Washington	49 80	51	H Dayton	48 60							
304	H Rhode Island	60 51	224	A Richmond	54 50							
224	H Richmond	58 70	277	A Davidson	54 58							
277	H Davidson	59 55	135	H VCU	70 59							
134	A Duquesne	57 76	46	H George Washington	71 79							

Non-Div I Games:

George Mason

■ Loss, 
 ■ Non-Conf, 
 ■ S Site, 
 ■ H Home 
 ■ A Away 
 N Neutral



## George Washington

Through Games Of Feb. 21, 2017

Average RPI Win:	170	WON-LOST	WINNING	LAST 10	STRENGTH OF	OPP. STRENGTH	TEAM	ADJ.	CONF.	ADJ CONF.
Average RPI Loss:	79	RECORD	PCT. RANK	GAMES	SCHEDULE	OF SCHEDULE	RPI	RPI	RPI	RPI
DIV. I ONLY	19- 8	67	8- 2	83	89	46	46	12	12	
DIV. I NON-CONF.	7- 5	137	0- 0	41	32	65	65	12	12	
TOTALS	RPI 1-25	RPI 26-50	W-L RECORDS	RPI 51-100	RPI 101-150	RPI 150+				
19- 8	0- 1	0- 2	OVERALL	4- 2	5- 2	10- 1				
11- 2	0- 1	0- 0	HOME	1- 0	4- 1	6- 0				
6- 5	0- 0	0- 1	AWAY	1- 2	1- 1	4- 1				
2- 1	0- 0	0- 1	NEUTRAL	2- 0	0- 0	0- 0				
7- 5	0- 1	0- 2	NON-CONFERENCE	3- 1	1- 0	3- 1				
4- 1	0- 1	0- 0	HOME	0- 0	1- 0	3- 0				
1- 3	0- 0	0- 1	AWAY	1- 1	0- 0	0- 1				
2- 1	0- 0	0- 1	NEUTRAL	2- 0	0- 0	0- 0				
12- 3	0- 0	0- 0	CONFERENCE	1- 1	4- 2	7- 0				
7- 1	0- 0	0- 0	HOME	1- 0	3- 1	3- 0				
5- 2	0- 0	0- 0	AWAY	0- 1	1- 1	4- 0				
0- 0	0- 0	0- 0	NEUTRAL	0- 0	0- 0	0- 0				

RPI 1-25				RPI 26-50				Team's RPI: 46				RPI 51-100				RPI 101+			
RPI	S	Opponent	Score	RPI	S	Opponent	Score	RPI	S	Opponent	Score	RPI	S	Opponent	Score	RPI	S	Opponent	Score
9	H	Stanford	52 71	31	N	Syracuse	71 74	51	A	Dayton	48 50	102	H	Saint Joseph's	53 44				
				32	A	South Dakota St.	55 60	51	H	Dayton	52 39	103	A	Saint Louis	59 67				
								55	A	Villanova	72 69	110	H	Princeton	56 45				
								57	N	Western Ky.	68 49	119	H	Fordham	63 46				
								58	A	Georgetown	57 72	134	A	Duquesne	75 40				
								97	N	FGCU	76 47	134	H	Duquesne	63 73				
												135	H	VCU	81 67				
												165	A	La Salle	79 65				
												185	A	George Mason	79 71				
												185	H	George Mason	80 49				
												189	H	Illinois	72 56				
												210	A	American	61 66				
												233	H	St. Bonaventure	63 57				
												262	H	Loyola Maryland	74 64				
												275	H	Coppin St.	77 46				
												277	H	Davidson	76 62				
												293	A	Massachusetts	60 54				
												304	A	Rhode Island	72 44				
LAST 12 Division I GAMES:																			
185	H	George Mason	80 49	134	H	Duquesne	63 73												
233	H	St. Bonaventure	63 57	103	A	Saint Louis	59 67												
51	H	Dayton	52 39	293	A	Massachusetts	60 54												
304	A	Rhode Island	72 44	277	H	Davidson	76 62												
165	A	La Salle	79 65	185	A	George Mason	79 71												
119	H	Fordham	63 46	51	A	Dayton	48 50												

Non-Div I Games:

George Washington

■ Loss, 
 ■ Non-Conf, S Site, 
 ■ Home 
 ■ Away 
 N Neutral

## Georgetown

Through Games Of Feb. 21, 2017

Average RPI Win:	170	WON-LOST	WINNING	LAST 10	STRENGTH OF	OPP. STRENGTH	TEAM	ADJ.	CONF.	ADJ CONF.
Average RPI Loss:	50	RECORD	PCT. RANK	GAMES	SCHEDULE	OF SCHEDULE	RPI	RPI	RPI	RPI
DIV. I ONLY	17- 9	93	8- 2	84	68	58	58	7	7	
DIV. I NON-CONF.	8- 2	49	0- 0	69	69	16	16	7	7	
TOTALS	RPI 1-25	RPI 26-50	W-L RECORDS	RPI 51-100	RPI 101-150	RPI 150+				
17- 9	0- 3	1- 1	OVERALL	2- 5	3- 0	11- 0				
8- 4	0- 2	1- 1	HOME	1- 1	1- 0	5- 0				
7- 5	0- 1	0- 0	AWAY	0- 4	1- 0	6- 0				
2- 0	0- 0	0- 0	NEUTRAL	1- 0	1- 0	0- 0				
8- 2	0- 0	1- 0	NON-CONFERENCE	1- 2	3- 0	3- 0				
3- 0	0- 0	1- 0	HOME	0- 0	1- 0	1- 0				
3- 2	0- 0	0- 0	AWAY	0- 2	1- 0	2- 0				
2- 0	0- 0	0- 0	NEUTRAL	1- 0	1- 0	0- 0				
9- 7	0- 3	0- 1	CONFERENCE	1- 3	0- 0	8- 0				
5- 4	0- 2	0- 1	HOME	1- 1	0- 0	4- 0				
4- 3	0- 1	0- 0	AWAY	0- 2	0- 0	4- 0				
0- 0	0- 0	0- 0	NEUTRAL	0- 0	0- 0	0- 0				

RPI 1-25				RPI 26-50				RPI 51-100				RPI 101+			
RPI	S	Opponent	Score	RPI	S	Opponent	Score	RPI	S	Opponent	Score	RPI	S	Opponent	Score
17	H	DePaul	53 76	39	H	Marquette	77 84	55	A	Villanova	50 71	122	H	Alabama	70 59
19	A	Creighton	68 70	46	H	George Washington	72 57	55	H	Villanova	54 49	129	A	Delaware	54 46
19	H	Creighton	59 67					67	A	Minnesota	60 68	138	N	Wright St.	67 60
								72	A	St. John's (NY)	54 65	178	A	Providence	71 39
								72	H	St. John's (NY)	66 71	178	H	Providence	72 70
								74	N	Penn St.	68 54	185	H	George Mason	69 56
								86	A	Virginia Tech	63 73	186	A	Xavier	69 64
												186	H	Xavier	81 63
												206	A	Towson	75 59
												207	A	Seton Hall	77 60
												207	H	Seton Hall	77 58
												250	A	Butler	58 52
												250	H	Butler	83 72
												285	A	FIU	66 53
LAST 12 Division I GAMES:															
186	H	Xavier	81 63	55	H	Villanova	54 49								
250	H	Butler	83 72	250	A	Butler	58 52								
72	A	St. John's (NY)	54 65	186	A	Xavier	69 64								
207	A	Seton Hall	77 60	207	H	Seton Hall	77 58								
19	H	Creighton	59 67	72	H	St. John's (NY)	66 71								
178	H	Providence	72 70	178	A	Providence	71 39								

Non-Div I Games:

Georgetown

■ Loss, 
 ■ Non-Conf, 
 ■ S Site, 
 ■ H Home 
 ■ A Away 
 N Neutral

Average RPI Win:	135	WON-LOST	WINNING	LAST 10	STRENGTH OF	OPP. STRENGTH	TEAM	ADJ.	CONF.	ADJ CONF.
Average RPI Loss:	53	RECORD	PCT. RANK	GAMES	SCHEDULE	OF SCHEDULE	RPI	RPI	RPI	RPI
DIV. I ONLY	14- 13	165	4- 6	44	19	87	87	2	2	
DIV. I NON-CONF.	8- 5	125	0- 0	158	106	143	143	2	2	
TOTALS	RPI 1-25	RPI 26-50	W-L RECORDS	RPI 51-100	RPI 101-150	RPI 150+				
14- 13	2- 6	2- 2	OVERALL	4- 3	2- 1	4- 1				
10- 5	2- 2	1- 1	HOME	3- 1	0- 0	4- 1				
3- 7	0- 4	1- 0	AWAY	0- 2	2- 1	0- 0				
1- 1	0- 0	0- 1	NEUTRAL	1- 0	0- 0	0- 0				
8- 5	0- 0	0- 2	NON-CONFERENCE	3- 2	1- 0	4- 1				
6- 2	0- 0	0- 1	HOME	2- 0	0- 0	4- 1				
1- 2	0- 0	0- 0	AWAY	0- 2	1- 0	0- 0				
1- 1	0- 0	0- 1	NEUTRAL	1- 0	0- 0	0- 0				
6- 8	2- 6	2- 0	CONFERENCE	1- 1	1- 1	0- 0				
4- 3	2- 2	1- 0	HOME	1- 1	0- 0	0- 0				
2- 5	0- 4	1- 0	AWAY	0- 0	1- 1	0- 0				
0- 0	0- 0	0- 0	NEUTRAL	0- 0	0- 0	0- 0				

RPI	S	Opponent	Score	RPI	S	Opponent	Score	RPI	S	Opponent	Score	RPI	S	Opponent	Score
3	A	Mississippi St.	49 58	29	H	LSU	70 65	53	A	Georgia Tech	45 52	116	A	Ole Miss	62 69
4	A	South Carolina	63 66	34	N	South Fla.	65 81	67	N	Minnesota	70 58	137	A	Cincinnati	51 48
4	H	South Carolina	44 62	42	A	Auburn	57 51	73	A	Oklahoma St.	51 71	143	A	Arkansas	69 66
14	A	Kentucky	61 82	45	H	Virginia	43 66	81	H	Florida	68 76	230	H	Samford	59 65
14	H	Kentucky	56 66					91	H	Vanderbilt	70 68	237	H	Furman	67 62
20	H	Texas A&M	69 59					93	H	BYU	81 51	276	H	Kennesaw St.	82 40
22	H	Tennessee	81 78					95	H	Mercer	72 64	288	H	Western Caro.	78 43
23	A	Missouri	45 63									347	H	South Carolina St.	64 50
LAST 12 Division I GAMES:															
29	H	LSU	70 65	116	A	Ole Miss	62 69	4	H	South Carolina	44 62	81	H	Florida	68 76
3	A	Mississippi St.	49 58	4	H	South Carolina	44 62	14	A	Kentucky	61 82	4	A	South Carolina	63 66
42	A	Auburn	57 51	81	H	Florida	68 76	14	A	Kentucky	61 82	4	A	South Carolina	63 66
14	H	Kentucky	56 66	14	A	Kentucky	61 82	4	A	South Carolina	63 66	91	H	Vanderbilt	70 68
22	H	Tennessee	81 78	4	A	South Carolina	63 66								
143	A	Arkansas	69 66	91	H	Vanderbilt	70 68								

Non-Div I Games:

Georgia

Average RPI Win:	215	WON-LOST	WINNING	LAST 10	STRENGTH OF	OPP. STRENGTH	TEAM	ADJ.	CONF.	ADJ CONF.
Average RPI Loss:	177	RECORD	PCT. RANK	GAMES	SCHEDULE	OF SCHEDULE	RPI	RPI	RPI	RPI
DIV. I ONLY	10- 15	229	6- 4	250	215	247	247	21	21	
DIV. I NON-CONF.	3- 7	250	0- 0	202	156	260	260	19	19	
TOTALS	RPI 1-25	RPI 26-50	W-L RECORDS	RPI 51-100	RPI 101-150	RPI 150+				
10- 15	0- 0	0- 1	OVERALL	0- 2	2- 2	8- 10				
3- 9	0- 0	0- 1	HOME	0- 0	1- 1	2- 7				
6- 4	0- 0	0- 0	AWAY	0- 1	1- 1	5- 2				
1- 2	0- 0	0- 0	NEUTRAL	0- 1	0- 0	1- 1				
3- 7	0- 0	0- 1	NON-CONFERENCE	0- 2	0- 1	3- 3				
1- 3	0- 0	0- 1	HOME	0- 0	0- 0	1- 2				
1- 2	0- 0	0- 0	AWAY	0- 1	0- 1	1- 0				
1- 2	0- 0	0- 0	NEUTRAL	0- 1	0- 0	1- 1				
7- 8	0- 0	0- 0	CONFERENCE	0- 0	2- 1	5- 7				
2- 6	0- 0	0- 0	HOME	0- 0	1- 1	1- 5				
5- 2	0- 0	0- 0	AWAY	0- 0	1- 0	4- 2				
0- 0	0- 0	0- 0	NEUTRAL	0- 0	0- 0	0- 0				

RPI S	Opponent	Score	RPI S	Opponent	Score	RPI S	Opponent	Score	RPI S	Opponent	Score	Team's RPI: 247
26	H Elon	67 84	53	A Georgia Tech	42 73	104	H UT Arlington	64 59	105	A Troy	68 65	
			74	N Penn St.	42 69	105	H Troy	69 87	122	A Alabama	57 80	
						158	A Louisiana	65 72	158	H Louisiana	64 70	
						171	H Texas St.	51 62	175	A Morehead St.	68 50	
						208	A Appalachian St.	59 55	208	H Appalachian St.	63 67	
						210	N American	59 58	222	H Akron	66 78	
						223	H UNCW	66 72	228	A Ga. Southern	58 54	
						241	A South Ala.	55 45	241	H South Ala.	47 77	
						271	A Coastal Caro.	69 48	271	H Coastal Caro.	67 73	
						276	H Kennesaw St.	62 59	287	N Eastern Mich.	59 69	
						329	A La.-Monroe	63 72	329	H La.-Monroe	87 35	
LAST 12 Division I GAMES:												
104	H UT Arlington	64 59	105	A Troy	68 65							
171	H Texas St.	51 62	241	A South Ala.	55 45							
208	A Appalachian St.	59 55	271	H Coastal Caro.	67 73							
271	A Coastal Caro.	69 48	208	H Appalachian St.	63 67							
158	H Louisiana	64 70	329	A La.-Monroe	63 72							
329	H La.-Monroe	87 35	158	A Louisiana	65 72							

Non-Div I Games: Allen 96 58

Georgia St.

■ Loss, 
 ■ Non-Conf, 
 ■ S Site, 
 ■ H Home 
 ■ A Away 
 N Neutral

Average RPI Win:	137	WON-LOST	WINNING	LAST 10	STRENGTH OF	OPP. STRENGTH	TEAM	ADJ.	CONF.	ADJ CONF.
Average RPI Loss:	46	RECORD	PCT. RANK	GAMES	SCHEDULE	OF SCHEDULE	RPI	RPI	RPI	RPI
DIV. I ONLY	15- 12	142	2- 8	16	36	53	53	3	3	
DIV. I NON-CONF.	11- 2	23	0- 0	65	103	26	26	4	4	
TOTALS	RPI 1-25	RPI 26-50	W-L RECORDS	RPI 51-100	RPI 101-150	RPI 150+				
15- 12	1- 5	1- 3	OVERALL	5- 1	2- 3	6- 0				
10- 5	0- 3	1- 2	HOME	3- 0	2- 0	4- 0				
3- 7	0- 2	0- 1	AWAY	1- 1	0- 3	2- 0				
2- 0	1- 0	0- 0	NEUTRAL	1- 0	0- 0	0- 0				
11- 2	1- 0	0- 1	NON-CONFERENCE	4- 0	1- 1	5- 0				
7- 1	0- 0	0- 1	HOME	2- 0	1- 0	4- 0				
2- 1	0- 0	0- 0	AWAY	1- 0	0- 1	1- 0				
2- 0	1- 0	0- 0	NEUTRAL	1- 0	0- 0	0- 0				
4- 10	0- 5	1- 2	CONFERENCE	1- 1	1- 2	1- 0				
3- 4	0- 3	1- 1	HOME	1- 0	1- 0	0- 0				
1- 6	0- 2	0- 1	AWAY	0- 1	0- 2	1- 0				
0- 0	0- 0	0- 0	NEUTRAL	0- 0	0- 0	0- 0				

RPI 1-25				RPI 26-50				RPI 51-100				Team's RPI: 53		RPI 101+			
RPI	S	Opponent	Score	RPI	S	Opponent	Score	RPI	S	Opponent	Score		RPI	S	Opponent	Score	
2	A	Notre Dame	69 90	31	H	Syracuse	75 66	51	N	Dayton	81 68		107	A	North Carolina	88 89	
2	H	Notre Dame	38 55	36	H	Michigan	52 92	60	A	Wake Forest	65 70		108	A	Clemson	61 62	
7	H	Duke	68 75	37	H	North Carolina St.	67 75	76	A	Middle Tenn.	61 60		110	H	Princeton	67 51	
11	H	Florida St.	63 69	45	A	Virginia	64 65	86	H	Virginia Tech	87 81		122	A	Alabama	65 67	
13	A	Louisville	51 91					87	H	Georgia	52 45		145	H	Pittsburgh	71 57	
23	N	Missouri	72 70					95	H	Mercer	70 50		170	A	Boston College	71 67	

Average RPI Win: <b>192</b>	WON-LOST	WINNING	LAST 10	STRENGTH OF	OPP. STRENGTH	TEAM	ADJ.	CONF.	ADJ CONF.
Average RPI Loss: <b>147</b>	RECORD	PCT. RANK	GAMES	SCHEDULE	OF SCHEDULE	RPI	RPI	RPI	RPI
DIV. I ONLY	22- 5	16	9- 1	247	104	77	77	14	14
DIV. I NON-CONF.	9- 2	37	0- 0	188	33	67	67	13	13
TOTALS	RPI 1-25	RPI 26-50	W-L RECORDS	RPI 51-100	RPI 101-150	RPI 150+			
22- 5	1- 1	0- 1	OVERALL	3- 0	4- 1	14- 2			
13- 1	0- 0	0- 0	HOME	3- 0	2- 0	8- 1			
8- 2	1- 0	0- 0	AWAY	0- 0	2- 1	5- 1			
1- 2	0- 1	0- 1	NEUTRAL	0- 0	0- 0	1- 0			
9- 2	1- 1	0- 1	NON-CONFERENCE	2- 0	1- 0	5- 0			
6- 0	0- 0	0- 0	HOME	2- 0	0- 0	4- 0			
2- 0	1- 0	0- 0	AWAY	0- 0	1- 0	0- 0			
1- 2	0- 1	0- 1	NEUTRAL	0- 0	0- 0	1- 0			
13- 3	0- 0	0- 0	CONFERENCE	1- 0	3- 1	9- 2			
7- 1	0- 0	0- 0	HOME	1- 0	2- 0	4- 1			
6- 2	0- 0	0- 0	AWAY	0- 0	1- 1	5- 1			
0- 0	0- 0	0- 0	NEUTRAL	0- 0	0- 0	0- 0			

RPI 1-25				RPI 26-50				RPI 51-100 Team's RPI: 77				RPI 101+			
RPI	S	Opponent	Score	RPI	S	Opponent	Score	RPI	S	Opponent	Score	RPI	S	Opponent	Score
9	A	Stanford	68 63	36	N	Michigan	66 78	66	H	Northwestern	67 56	128	A	St. Mary's (CA)	79 75
11	N	Florida St.	69 87					93	H	BYU	87 52	128	H	St. Mary's (CA)	59 58
								96	H	Washington St.	79 61	133	A	Eastern Wash.	73 54
												146	A	San Francisco	72 77
												146	H	San Francisco	61 46
												154	A	Santa Clara	50 49
												154	H	Santa Clara	51 39
												200	A	Loyola Marymount	80 56
												200	H	Loyola Marymount	73 61
												220	H	Presbyterian	79 39
												229	A	San Diego	57 55
												231	A	Pacific	74 58
												231	H	Pacific	63 65
												253	H	Colgate	72 42
												257	A	Portland	85 50
												257	H	Portland	67 55
												295	H	Nicholls St.	78 46
												309	A	Pepperdine	69 79
												309	H	Pepperdine	83 61
												321	H	UC Irvine	102 38
												336	N	Winthrop	71 41
LAST 12 Division I GAMES:															
231	A	Pacific	74 58	309	H	Pepperdine	83 61								
146	A	San Francisco	72 77	229	A	San Diego	57 55								
128	H	St. Mary's (CA)	59 58	257	A	Portland	85 50								
200	H	Loyola Marymount	73 61	154	H	Santa Clara	51 39								
154	A	Santa Clara	50 49	128	A	St. Mary's (CA)	79 75								
93	H	BYU	87 52	200	A	Loyola Marymount	80 56								

Non-Div I Games:

Gonzaga

■ Loss, 
 ■ Non-Conf, S Site, 
 ■ Home 
 ■ Away 
 N Neutral

## Grambling

Through Games Of Feb. 21, 2017

Average RPI Win: <b>293</b>	WON-LOST	WINNING	LAST 10	STRENGTH OF	OPP. STRENGTH	TEAM	ADJ.	CONF.	ADJ CONF.
Average RPI Loss: <b>147</b>	RECORD	PCT. RANK	GAMES	SCHEDULE	OF SCHEDULE	RPI	RPI	RPI	RPI
DIV. I ONLY	<b>13- 12</b>	<b>161</b>	<b>8- 2</b>	<b>318</b>	<b>293</b>	<b>216</b>	<b>216</b>	<b>30</b>	<b>30</b>
DIV. I NON-CONF.	<b>2- 9</b>	<b>293</b>	<b>0- 0</b>	<b>252</b>	<b>46</b>	<b>272</b>	<b>272</b>	<b>30</b>	<b>30</b>
TOTALS	RPI 1-25	RPI 26-50	W-L RECORDS	RPI 51-100	RPI 101-150	RPI 150+			
13- 12	0- 1	0- 1	OVERALL	0- 2	0- 3	13- 5			
6- 2	0- 0	0- 0	HOME	0- 0	0- 0	6- 2			
7- 8	0- 0	0- 0	AWAY	0- 0	0- 0	7- 1			
0- 2	0- 0	0- 0	NEUTRAL	0- 1	0- 1	0- 0			
2- 9	0- 1	0- 1	NON-CONFERENCE	0- 2	0- 3	2- 2			
0- 1	0- 0	0- 0	HOME	0- 0	0- 0	0- 1			
2- 6	0- 1	0- 1	AWAY	0- 1	0- 2	2- 1			
0- 2	0- 0	0- 0	NEUTRAL	0- 1	0- 1	0- 0			
11- 3	0- 0	0- 0	CONFERENCE	0- 0	0- 0	11- 3			
6- 1	0- 0	0- 0	HOME	0- 0	0- 0	6- 1			
5- 2	0- 0	0- 0	AWAY	0- 0	0- 0	5- 2			
0- 0	0- 0	0- 0	NEUTRAL	0- 0	0- 0	0- 0			

RPI 1-25				RPI 26-50				RPI 51-100				RPI 101+ Team's RPI: 216			
RPI	S	Opponent	Score	RPI	S	Opponent	Score	RPI	S	Opponent	Score	RPI	S	Opponent	Score
16	A	Miami (FL)	61 <b>89</b>	44	A	Tulane	56 <b>79</b>	63	A	Southern California	64 <b>75</b>	111	A	Arizona	46 <b>73</b>
								92	N	SMU	36 <b>56</b>	119	N	Fordham	53 <b>59</b>
												136	A	TCU	47 <b>83</b>
												161	A	Louisiana Tech	55 <b>69</b>
												213	A	Alabama St.	60 45
												217	A	Texas Southern	61 <b>69</b>
												217	H	Texas Southern	64 52
												227	A	Southern U.	70 63
												227	H	Southern U.	68 <b>71</b>
												254	H	Ark.-Pine Bluff	56 54
												283	A	Prairie View	49 <b>51</b>
												283	H	Prairie View	60 55
												295	H	Nicholls St.	60 <b>71</b>
												305	H	Mississippi Val.	88 67
												308	A	Alcorn	67 63
												308	H	Alcorn	86 63
												327	A	Southeastern La.	87 71
												329	A	La.-Monroe	59 54
												346	A	Jackson St.	60 57
												346	H	Jackson St.	90 85
												349	A	Alabama A&M	68 53
LAST 12 Division I GAMES:															
346	A	Jackson St.	60 57	254	H	Ark.-Pine Bluff	56 54	346	H	Jackson St.	90 85				
283	H	Prairie View	60 55	283	A	Prairie View	49 <b>51</b>	217	A	Texas Southern	61 <b>69</b>				
217	H	Texas Southern	64 52	308	H	Alcorn	86 63	308	H	Alcorn	86 63				
308	A	Alcorn	67 63	227	H	Southern U.	68 <b>71</b>								
227	A	Southern U.	70 63												
305	H	Mississippi Val.	88 67												

Non-Div I Games:

Grambling

■ Loss, 
 ■ Non-Conf, 
 ■ S Site, 
 ■ Home 
 ■ A Away 
 N Neutral

## Grand Canyon

Through Games Of Feb. 21, 2017

Average RPI Win:	286	WON-LOST	WINNING	LAST 10	STRENGTH OF	OPP. STRENGTH	TEAM	ADJ.	CONF.	ADJ CONF.
Average RPI Loss:	169	RECORD	PCT. RANK	GAMES	SCHEDULE	OF SCHEDULE	RPI	RPI	RPI	RPI
DIV. I ONLY	13- 10	136	5- 5	302	307	218	218	29	29	
DIV. I NON-CONF.	7- 5	137	0- 0	283	215	193	193	29	29	
TOTALS	RPI 1-25	RPI 26-50	W-L RECORDS	RPI 51-100	RPI 101-150	RPI 150+				
13- 10	0- 2	0- 0	OVERALL	0- 0	1- 0	12- 8				
11- 2	0- 1	0- 0	HOME	0- 0	1- 0	10- 1				
2- 8	0- 1	0- 0	AWAY	0- 0	0- 0	2- 7				
0- 0	0- 0	0- 0	NEUTRAL	0- 0	0- 0	0- 0				
7- 5	0- 2	0- 0	NON-CONFERENCE	0- 0	1- 0	6- 3				
6- 1	0- 1	0- 0	HOME	0- 0	1- 0	5- 0				
1- 4	0- 1	0- 0	AWAY	0- 0	0- 0	1- 3				
0- 0	0- 0	0- 0	NEUTRAL	0- 0	0- 0	0- 0				
6- 5	0- 0	0- 0	CONFERENCE	0- 0	0- 0	6- 5				
5- 1	0- 0	0- 0	HOME	0- 0	0- 0	5- 1				
1- 4	0- 0	0- 0	AWAY	0- 0	0- 0	1- 4				
0- 0	0- 0	0- 0	NEUTRAL	0- 0	0- 0	0- 0				

RPI	S	Opponent	Score	RPI	S	Opponent	Score	RPI	S	Opponent	Score	RPI	S	Opponent	Score	Team's RPI: 218
7	A	Duke	47 90					125	H	Idaho	64 60					
7	H	Washington	66 101					164	A	New Mexico St.	60 67					
								164	H	New Mexico St.	65 81					
								167	A	UC Riverside	64 77					
								168	A	Rice	50 64					
								215	A	Seattle U	60 86					
								215	H	Seattle U	82 77					
								251	A	UTRGV	49 52					
								251	H	UTRGV	60 59					
								266	H	Cal Poly	64 59					
								268	A	Hawaii	47 51					
								278	A	CSU Bakersfield	59 74					
								292	A	Southern Utah	76 73					
								306	H	Northern Ariz.	76 65					
								308	H	Alcorn	77 44					
								311	H	Denver	73 70					
								319	H	UMKC	75 64					
								328	H	Fla. Atlantic	81 60					
								331	A	Utah Valley	62 46					
								331	H	Utah Valley	60 42					
								337	H	Chicago St.	57 39					
LAST 12 Division I GAMES:																
331	H	Utah Valley	60 42	319	H	UMKC	75 64									
215	H	Seattle U	82 77	215	A	Seattle U	60 86									
164	A	New Mexico St.	60 67	251	H	UTRGV	60 59									
251	A	UTRGV	49 52	164	H	New Mexico St.	65 81									
278	A	CSU Bakersfield	59 74	331	A	Utah Valley	62 46									
337	H	Chicago St.	57 39	268	A	Hawaii	47 51									

Non-Div I Games: Chaminade 85 55

Grand Canyon

Loss, Non-Conf, S Site, H Home A Away N Neutral



Average RPI Win:	178	WON-LOST	WINNING	LAST 10	STRENGTH OF	OPP. STRENGTH	TEAM	ADJ.	CONF.	ADJ CONF.
Average RPI Loss:	137	RECORD	PCT. RANK	GAMES	SCHEDULE	OF SCHEDULE	RPI	RPI	RPI	RPI
DIV. I ONLY	22- 5	16	4- 4	99	151	33	33	19	19	
DIV. I NON-CONF.	9- 2	37	0- 1	11	18	5	5	21	21	
TOTALS	RPI 1-25	RPI 26-50	W-L RECORDS	RPI 51-100	RPI 101-150	RPI 150+				
22- 5	0- 1	5- 0	OVERALL	2- 0	2- 1	13- 3				
13- 1	0- 0	3- 0	HOME	0- 0	2- 0	8- 1				
9- 4	0- 1	2- 0	AWAY	2- 0	0- 1	5- 2				
0- 0	0- 0	0- 0	NEUTRAL	0- 0	0- 0	0- 0				
9- 2	0- 1	5- 0	NON-CONFERENCE	2- 0	0- 0	2- 1				
4- 1	0- 0	3- 0	HOME	0- 0	0- 0	1- 1				
5- 1	0- 1	2- 0	AWAY	2- 0	0- 0	1- 0				
0- 0	0- 0	0- 0	NEUTRAL	0- 0	0- 0	0- 0				
13- 3	0- 0	0- 0	CONFERENCE	0- 0	2- 1	11- 2				
9- 0	0- 0	0- 0	HOME	0- 0	2- 0	7- 0				
4- 3	0- 0	0- 0	AWAY	0- 0	0- 1	4- 2				
0- 0	0- 0	0- 0	NEUTRAL	0- 0	0- 0	0- 0				

RPI	S	Opponent	Score	RPI	S	Opponent	Score	Team's RPI: 33	RPI	S	Opponent	Score	RPI	S	Opponent	Score
2	A	Notre Dame	67 71	26	H	Elon	71 56		61	A	Belmont	62 53	138	H	Wright St.	62 41
				32	A	South Dakota St.	67 43		89	A	Chattanooga	71 55	147	A	Milwaukee	60 72
				35	H	Drake	71 48						147	H	Milwaukee	89 47
				39	A	Marquette	78 63						160	A	Detroit Mercy	72 76
				48	H	Little Rock	57 31						160	H	Detroit Mercy	60 55
													163	A	Oakland	71 74
													163	H	Oakland	89 47
													181	A	Cleveland St.	65 51
													181	H	Cleveland St.	79 60
													211	H	Wisconsin	53 54
													221	A	Bradley	68 43
													250	H	Butler	61 34
													294	H	Northern Ky.	70 39
													300	A	Valparaiso	75 36
													300	H	Valparaiso	56 35
													310	A	Youngstown St.	84 51
													310	H	Youngstown St.	75 41
													317	A	Ill.-Chicago	79 65
													317	H	Ill.-Chicago	65 31
LAST 12 Division I GAMES:																
2	A	Notre Dame	67 71	163	A	Oakland	71 74									
317	H	Ill.-Chicago	65 31	181	A	Cleveland St.	65 51									
147	A	Milwaukee	60 72	310	A	Youngstown St.	84 51									
310	H	Youngstown St.	75 41	147	H	Milwaukee	89 47									
181	H	Cleveland St.	79 60	300	H	Valparaiso	56 35									
160	A	Detroit Mercy	72 76	163	H	Oakland	89 47									

Non-Div I Games:

Green Bay

■ Loss, 
 ■ Non-Conf, S Site, 
 ■ Home 
 ■ Away 
 N Neutral

Average RPI Win:	269	WON-LOST	WINNING	LAST 10	STRENGTH OF	OPP. STRENGTH	TEAM	ADJ.	CONF.	ADJ CONF.
Average RPI Loss:	143	RECORD	PCT. RANK	GAMES	SCHEDULE	OF SCHEDULE	RPI	RPI	RPI	RPI
DIV. I ONLY	14- 12	152	5- 5	279	278	192	192	32	32	
DIV. I NON-CONF.	6- 7	182	0- 0	80	52	91	91	31	31	
TOTALS	RPI 1-25	RPI 26-50	W-L RECORDS	RPI 51-100	RPI 101-150	RPI 150+				
14- 12	1- 1	0- 3	OVERALL	0- 2	1- 1	12- 5				
7- 2	1- 0	0- 0	HOME	0- 0	0- 0	6- 2				
3- 10	0- 1	0- 3	AWAY	0- 2	0- 1	3- 3				
4- 0	0- 0	0- 0	NEUTRAL	0- 0	1- 0	3- 0				
6- 7	1- 1	0- 3	NON-CONFERENCE	0- 2	1- 1	4- 0				
2- 0	1- 0	0- 0	HOME	0- 0	0- 0	1- 0				
0- 7	0- 1	0- 3	AWAY	0- 2	0- 1	0- 0				
4- 0	0- 0	0- 0	NEUTRAL	0- 0	1- 0	3- 0				
8- 5	0- 0	0- 0	CONFERENCE	0- 0	0- 0	8- 5				
5- 2	0- 0	0- 0	HOME	0- 0	0- 0	5- 2				
3- 3	0- 0	0- 0	AWAY	0- 0	0- 0	3- 3				
0- 0	0- 0	0- 0	NEUTRAL	0- 0	0- 0	3- 0				

RPI 1-25				RPI 26-50				RPI 51-100				RPI 101+ Team's RPI: 192			
RPI	S	Opponent	Score	RPI	S	Opponent	Score	RPI	S	Opponent	Score	RPI	S	Opponent	Score
4	A	South Carolina	38 92	37	A	North Carolina St.	56 81	66	A	Northwestern	48 67	123	A	Old Dominion	58 61
24	H	Temple	71 65	38	A	James Madison	50 71	97	A	FGCU	49 60	141	N	Maine	58 49
				47	A	Iowa	51 84					193	A	Bethune-Cookman	56 66
												224	H	Richmond	72 45
												230	N	Samford	63 57
												244	H	Howard	62 67
												245	H	UMES	65 68
												272	A	Norfolk St.	58 57
												275	H	Coppin St.	78 54
												284	H	N.C. A&T	64 57
												286	A	Savannah St.	51 55
												286	H	Savannah St.	75 46
												320	N	Lafayette	58 55
												325	N	Saint Peter's	71 42
												335	A	Florida A&M	44 62
												340	H	N.C. Central	60 36
												347	A	South Carolina St.	51 50
												347	H	South Carolina St.	80 46
												348	A	Delaware St.	83 52
LAST 12 Division I GAMES:															
335	A	Florida A&M	44 62	275	H	Coppin St.	78 54								
193	A	Bethune-Cookman	56 66	272	A	Norfolk St.	58 57								
244	H	Howard	62 67	340	H	N.C. Central	60 36								
347	A	South Carolina St.	51 50	348	A	Delaware St.	83 52								
286	A	Savannah St.	51 55	286	H	Savannah St.	75 46								
245	H	UMES	65 68	347	H	South Carolina St.	80 46								

Non-Div I Games:

Hampton

■ Loss, 
 ■ Non-Conf, S Site, 
 ■ Home 
 ■ Away 
 N Neutral

## Hartford

Through Games Of Feb. 21, 2017

Average RPI Win: <b>241</b>	WON-LOST	WINNING	LAST 10	STRENGTH OF	OPP. STRENGTH	TEAM	ADJ.	CONF.	ADJ CONF.
Average RPI Loss: <b>146</b>	RECORD	PCT. RANK	GAMES	SCHEDULE	OF SCHEDULE	RPI	RPI	RPI	RPI
DIV. I ONLY	16- 11	117	4- 6	237	249	172	172	22	22
DIV. I NON-CONF.	9- 4	85	0- 0	211	262	130	130	22	22
TOTALS	RPI 1-25	RPI 26-50	W-L RECORDS	RPI 51-100	RPI 101-150	RPI 150+			
16- 11	0- 0	0- 1	OVERALL	0- 3	1- 3	15- 4			
7- 6	0- 0	0- 1	HOME	0- 2	0- 1	7- 2			
7- 5	0- 0	0- 0	AWAY	0- 1	1- 2	6- 2			
2- 0	0- 0	0- 0	NEUTRAL	0- 0	0- 0	2- 0			
9- 4	0- 0	0- 1	NON-CONFERENCE	0- 1	1- 0	8- 2			
3- 3	0- 0	0- 1	HOME	0- 1	0- 0	3- 1			
4- 1	0- 0	0- 0	AWAY	0- 0	1- 0	3- 1			
2- 0	0- 0	0- 0	NEUTRAL	0- 0	0- 0	2- 0			
7- 7	0- 0	0- 0	CONFERENCE	0- 2	0- 3	7- 2			
4- 3	0- 0	0- 0	HOME	0- 1	0- 1	4- 1			
3- 4	0- 0	0- 0	AWAY	0- 1	0- 2	3- 1			
0- 0	0- 0	0- 0	NEUTRAL	0- 0	0- 0	0- 0			

RPI S	Opponent	Score	RPI S	Opponent	Score	RPI S	Opponent	Score	RPI S	Opponent	Score	Team's RPI: 172
			43 H	Quinnipiac	59 82	70 A	New Hampshire	50 58	129 A	Delaware	67 66	
						70 H	New Hampshire	57 62	141 A	Maine	62 73	
						97 H	FGCU	63 70	141 H	Maine	60 66	
									142 A	Albany (NY)	71 82	
									170 H	Boston College	65 56	
									178 H	Providence	65 77	
									179 A	Siena	80 76	
									180 A	Hofstra	69 67	
									198 H	Sacred Heart	81 64	
									201 A	UMBC	80 73	
									201 H	UMBC	47 64	
									214 H	Binghamton	76 73	
									225 N	Monmouth	75 72	
									242 A	Niagara	62 75	
									255 A	Stony Brook	62 40	
									255 H	Stony Brook	65 52	
									272 N	Norfolk St.	61 51	
									282 A	Vermont	70 76	
									282 H	Vermont	68 55	
									293 H	Massachusetts	75 56	
									318 A	Central Conn. St.	68 58	
									345 A	UMass Lowell	84 64	
									345 H	UMass Lowell	80 59	
LAST 12 Division I GAMES:												
70 H	New Hampshire	57 62	142 A	Albany (NY)	71 82							
255 A	Stony Brook	62 40	214 H	Binghamton	76 73							
345 A	UMass Lowell	84 64	70 A	New Hampshire	50 58							
201 H	UMBC	47 64	255 H	Stony Brook	65 52							
141 H	Maine	60 66	141 A	Maine	62 73							
282 A	Vermont	70 76	345 H	UMass Lowell	80 59							

Non-Div I Games:

Hartford

■ Loss, 
 ■ Non-Conf, 
 S Site, 
 ■ Home 
 ■ Away 
 N Neutral

Average RPI Win:	180	WON-LOST	WINNING	LAST 10	STRENGTH OF	OPP. STRENGTH	TEAM	ADJ.	CONF.	ADJ CONF.
Average RPI Loss:	96	RECORD	PCT. RANK	GAMES	SCHEDULE	OF SCHEDULE	RPI	RPI	RPI	RPI
DIV. I ONLY	19- 4	15	7- 3	96	150	27	27	8	8	
DIV. I NON-CONF.	12- 1	7	2- 0	133	189	20	20	9	9	
TOTALS	RPI 1-25	RPI 26-50	W-L RECORDS	RPI 51-100	RPI 101-150	RPI 150+				
19- 4	1- 0	0- 0	OVERALL	1- 2	3- 2	14- 0				
10- 0	1- 0	0- 0	HOME	0- 0	3- 0	6- 0				
7- 4	0- 0	0- 0	AWAY	0- 2	0- 2	7- 0				
2- 0	0- 0	0- 0	NEUTRAL	1- 0	0- 0	1- 0				
12- 1	1- 0	0- 0	NON-CONFERENCE	1- 1	1- 0	9- 0				
5- 0	1- 0	0- 0	HOME	0- 0	1- 0	3- 0				
5- 1	0- 0	0- 0	AWAY	0- 1	0- 0	5- 0				
2- 0	0- 0	0- 0	NEUTRAL	1- 0	0- 0	1- 0				
7- 3	0- 0	0- 0	CONFERENCE	0- 1	2- 2	5- 0				
5- 0	0- 0	0- 0	HOME	0- 0	2- 0	3- 0				
2- 3	0- 0	0- 0	AWAY	0- 1	0- 2	2- 0				
0- 0	0- 0	0- 0	NEUTRAL	0- 0	0- 0	0- 0				

RPI 1-25				RPI 26-50				Team's RPI: 27				RPI 51-100				RPI 101+			
RPI	S	Opponent	Score	RPI	S	Opponent	Score	RPI	S	Opponent	Score	RPI	S	Opponent	Score	RPI	S	Opponent	Score
24	H	Temple	73 62									67	A	Minnesota	87 103	110	A	Princeton	58 63
												79	N	Buffalo	74 62	120	A	Cornell	52 57
												85	A	Penn	43 63	120	H	Cornell	62 59
																140	H	Yale	76 56
																141	H	Maine	69 62
																162	H	Brown	69 59
																165	A	La Salle	66 64
																166	A	Kansas	69 59
																177	A	Columbia	58 55
																177	H	Columbia	70 68
																179	A	Siena	65 58
																183	H	Fairfield	58 44
																198	A	Sacred Heart	68 60
																230	H	Samford	57 52
																239	A	Dartmouth	70 61
																239	H	Dartmouth	70 65
																240	A	Boston U.	65 52
																256	N	UNC Asheville	79 62
																314	H	NJIT	59 38
LAST 12 Division I GAMES:																			
120	A	Cornell	52 57	177	H	Columbia	70 68												
177	A	Columbia	58 55	120	H	Cornell	62 59												
140	H	Yale	76 56	239	A	Dartmouth	70 61												
162	H	Brown	69 59	165	A	La Salle	66 64												
110	A	Princeton	58 63	239	H	Dartmouth	70 65												
85	A	Penn	43 63	79	N	Buffalo	74 62												

Non-Div I Games:

Harvard

■ Loss, 
 ■ Non-Conf, S Site, 
 ■ Home 
 ■ Away 
 N Neutral

Average RPI Win:	270	WON-LOST	WINNING	LAST 10	STRENGTH OF	OPP. STRENGTH	TEAM	ADJ.	CONF.	ADJ CONF.
Average RPI Loss:	141	RECORD	PCT. RANK	GAMES	SCHEDULE	OF SCHEDULE	RPI	RPI	RPI	RPI
DIV. I ONLY	7- 17	287	3- 7	124	227	268	268	25	25	
DIV. I NON-CONF.	3- 8	262	0- 0	64	124	222	222	23	23	
TOTALS	RPI 1-25	RPI 26-50	W-L RECORDS	RPI 51-100	RPI 101-150	RPI 150+				
7- 17	0- 2	0- 1	OVERALL	0- 2	0- 3	7- 9				
6- 7	0- 1	0- 1	HOME	0- 0	0- 1	6- 4				
1- 10	0- 1	0- 0	AWAY	0- 2	0- 2	1- 5				
0- 0	0- 0	0- 0	NEUTRAL	0- 0	0- 0	0- 0				
3- 8	0- 2	0- 1	NON-CONFERENCE	0- 2	0- 0	3- 3				
3- 3	0- 1	0- 1	HOME	0- 0	0- 0	3- 1				
0- 5	0- 1	0- 0	AWAY	0- 2	0- 0	0- 2				
0- 0	0- 0	0- 0	NEUTRAL	0- 0	0- 0	0- 0				
4- 9	0- 0	0- 0	CONFERENCE	0- 0	0- 3	4- 6				
3- 4	0- 0	0- 0	HOME	0- 0	0- 1	3- 3				
1- 5	0- 0	0- 0	AWAY	0- 0	0- 2	1- 3				
0- 0	0- 0	0- 0	NEUTRAL	0- 0	0- 0	0- 0				

RPI 1-25				RPI 26-50				RPI 51-100				RPI 101+ Team's RPI: 268			
RPI	S	Opponent	Score	RPI	S	Opponent	Score	RPI	S	Opponent	Score	RPI	S	Opponent	Score
3	H	Mississippi St.	41 66	30	H	Oregon	49 86	63	A	Southern California	44 76	101	A	UC Davis	55 70
12	A	UCLA	49 72					69	A	Boise St.	49 61	101	H	UC Davis	50 69
												121	A	Long Beach St.	57 68
												164	H	New Mexico St.	56 53
												167	A	UC Riverside	45 63
												167	H	UC Riverside	59 79
												169	A	CSUN	56 67
												169	H	CSUN	49 60
												195	H	San Jose St.	61 77
												218	H	Grand Canyon	51 47
												234	A	UC Santa Barbara	62 74
												234	H	UC Santa Barbara	52 67
												266	A	Cal Poly	87 79
												266	H	Cal Poly	66 57
												278	A	CSU Bakersfield	51 58
												290	A	Nevada	59 67
												310	H	Youngstown St.	72 50
												321	H	UC Irvine	79 62
												342	H	Cal St. Fullerton	60 50
LAST 12 Division I GAMES:															
169	H	CSUN	49 60	266	H	Cal Poly	66 57								
101	H	UC Davis	50 69	321	H	UC Irvine	79 62								
234	H	UC Santa Barbara	52 67	234	A	UC Santa Barbara	62 74								
167	H	UC Riverside	59 79	266	A	Cal Poly	87 79								
169	A	CSUN	56 67	342	H	Cal St. Fullerton	60 50								
167	A	UC Riverside	45 63	101	A	UC Davis	55 70								

Non-Div I Games: Hawaii Pacific 88 54

Hawaii

■ Loss, 
 ■ Non-Conf, S Site, 
 ■ Home 
 ■ Away 
 N Neutral

Average RPI Win:	287	WON-LOST	WINNING	LAST 10	STRENGTH OF	OPP. STRENGTH	TEAM	ADJ.	CONF.	ADJ CONF.
Average RPI Loss:	185	RECORD	PCT. RANK	GAMES	SCHEDULE	OF SCHEDULE	RPI	RPI	RPI	RPI
DIV. I ONLY	10- 14	223	8- 2	262	313	248	248	28	28	
DIV. I NON-CONF.	0- 9	335	0- 0	167	212	335	335	28	28	
TOTALS	RPI 1-25	RPI 26-50	W-L RECORDS	RPI 51-100	RPI 101-150	RPI 150+				
10- 14	0- 0	0- 1	OVERALL	0- 1	0- 3	10- 9				
5- 6	0- 0	0- 1	HOME	0- 0	0- 1	5- 4				
5- 8	0- 0	0- 0	AWAY	0- 0	0- 0	5- 0				
0- 0	0- 0	0- 0	NEUTRAL	0- 0	0- 0	0- 0				
0- 9	0- 0	0- 1	NON-CONFERENCE	0- 1	0- 2	0- 5				
0- 4	0- 0	0- 1	HOME	0- 0	0- 1	0- 2				
0- 5	0- 0	0- 0	AWAY	0- 1	0- 1	0- 3				
0- 0	0- 0	0- 0	NEUTRAL	0- 0	0- 0	0- 0				
10- 5	0- 0	0- 0	CONFERENCE	0- 0	0- 1	10- 4				
5- 2	0- 0	0- 0	HOME	0- 0	0- 0	5- 2				
5- 3	0- 0	0- 0	AWAY	0- 0	0- 1	5- 2				
0- 0	0- 0	0- 0	NEUTRAL	0- 0	0- 0	0- 0				

RPI 1-25			RPI 26-50			RPI 51-100			RPI 101+			Team's RPI: 248			
RPI	S	Opponent	Score	RPI	S	Opponent	Score	RPI	S	Opponent	Score	RPI	S	Opponent	Score
				49	H	Ohio	48 76	56	A	West Virginia	59 82	116	A	Ole Miss	62 73
												117	H	Stetson	47 81
												132	A	Radford	56 59
												182	A	UAB	66 75
												197	A	Campbell	33 58
												197	H	Campbell	53 69
												203	H	UNCG	67 69
												220	H	Presbyterian	87 60
												232	A	Liberty	74 81
												232	H	Liberty	78 69
												256	A	UNC Asheville	76 60
												256	H	UNC Asheville	81 70
												265	A	Charleston So.	64 62
												265	H	Charleston So.	68 74
												272	H	Norfolk St.	60 63
												277	A	Davidson	72 82
												288	A	Western Caro.	64 73
												313	A	Gardner-Webb	84 65
												313	H	Gardner-Webb	71 69
												336	A	Winthrop	70 57
												336	H	Winthrop	88 43
												339	A	Longwood	80 49
LAST 12 Division I GAMES:															
				265	A	Charleston So.	64 62					339	A	Longwood	80 49
				197	H	Campbell	53 69					220	H	Presbyterian	87 60
				232	H	Liberty	78 69					197	A	Campbell	33 58
				313	A	Gardner-Webb	84 65					313	H	Gardner-Webb	71 69
				336	A	Winthrop	70 57					132	A	Radford	56 59
				256	H	UNC Asheville	81 70					256	A	UNC Asheville	76 60

Non-Div I Games: Spring Hill 74 58 Brevard 89 42

High Point

Loss, Non-Conf, S Site, H Home A Away N Neutral

## Hofstra

Through Games Of Feb. 21, 2017

Average RPI Win: <b>210</b>	WON-LOST	WINNING	LAST 10	STRENGTH OF	OPP. STRENGTH	TEAM	ADJ.	CONF.	ADJ CONF.
Average RPI Loss: <b>121</b>	RECORD	PCT. RANK	GAMES	SCHEDULE	OF SCHEDULE	RPI	RPI	RPI	RPI
DIV. I ONLY	<b>11- 15</b>	<b>220</b>	<b>3- 7</b>	<b>122</b>	<b>153</b>	<b>180</b>	<b>180</b>	<b>9</b>	<b>9</b>
DIV. I NON-CONF.	<b>7- 4</b>	<b>114</b>	<b>0- 0</b>	<b>180</b>	<b>327</b>	<b>121</b>	<b>121</b>	<b>8</b>	<b>8</b>
TOTALS	RPI 1-25	RPI 26-50	W-L RECORDS	RPI 51-100	RPI 101-150	RPI 150+			
11- 15	0- 0	0- 4	OVERALL	0- 2	3- 4	8- 5			
6- 6	0- 0	0- 2	HOME	0- 0	1- 1	5- 3			
5- 9	0- 0	0- 2	AWAY	0- 2	2- 3	3- 2			
0- 0	0- 0	0- 0	NEUTRAL	0- 0	0- 0	0- 0			
7- 4	0- 0	0- 0	NON-CONFERENCE	0- 1	2- 1	5- 2			
4- 1	0- 0	0- 0	HOME	0- 0	0- 0	4- 1			
3- 3	0- 0	0- 0	AWAY	0- 1	2- 1	1- 1			
0- 0	0- 0	0- 0	NEUTRAL	0- 0	0- 0	0- 0			
4- 11	0- 0	0- 4	CONFERENCE	0- 1	1- 3	3- 3			
2- 5	0- 0	0- 2	HOME	0- 0	1- 1	1- 2			
2- 6	0- 0	0- 2	AWAY	0- 1	0- 2	2- 1			
0- 0	0- 0	0- 0	NEUTRAL	0- 0	0- 0	0- 0			

RPI S	Opponent	Score	RPI S	Opponent	Score	RPI S	Opponent	Score	RPI S	Opponent	Score	Team's RPI: 180
26	A Elon	61 <b>72</b>	54	A Drexel	43 <b>65</b>	101	A UC Davis	64 60				
26	H Elon	53 <b>64</b>	79	A Buffalo	50 <b>74</b>	102	A Saint Joseph's	75 64				
38	A James Madison	57 <b>93</b>				118	A Navy	69 <b>78</b>				
38	H James Madison	50 <b>61</b>				129	A Delaware	45 <b>56</b>				
						129	H Delaware	56 <b>73</b>				
						150	A William & Mary	65 <b>81</b>				
						150	H William & Mary	64 61				
						153	H Northeastern	51 <b>53</b>				
						172	H Hartford	67 <b>69</b>				
						196	A Col. of Charleston	55 <b>71</b>				
						196	H Col. of Charleston	85 81				
						206	A Towson	70 61				
						210	H American	72 67				
						223	A UNCW	66 54				
						223	H UNCW	54 <b>56</b>				
						226	H Marist	62 42				
						255	A Stony Brook	67 64				
						281	A Sacramento St.	85 <b>97</b>				
						293	H Massachusetts	71 55				
						348	H Delaware St.	64 44				
LAST 12 Division I GAMES:												
223	A UNCW	66 54	38	H James Madison	50 <b>61</b>							
26	A Elon	61 <b>72</b>	26	H Elon	53 <b>64</b>							
129	A Delaware	45 <b>56</b>	196	A Col. of Charleston	55 <b>71</b>							
196	H Col. of Charleston	85 81	54	A Drexel	43 <b>65</b>							
150	A William & Mary	65 <b>81</b>	223	H UNCW	54 <b>56</b>							
150	H William & Mary	64 61	129	H Delaware	56 <b>73</b>							

Non-Div I Games:

Hofstra

■ Loss, 
 ■ Non-Conf, S Site, 
 ■ Home 
 ■ Away 
 N Neutral

## Holy Cross

Through Games Of Feb. 21, 2017

Average RPI Win:	240	WON-LOST	WINNING	LAST 10	STRENGTH OF	OPP. STRENGTH	TEAM	ADJ.	CONF.	ADJ CONF.
Average RPI Loss:	190	RECORD	PCT. RANK	GAMES	SCHEDULE	OF SCHEDULE	RPI	RPI	RPI	RPI
DIV. I ONLY	7- 19	295	4- 6	251	271	312	312	23	23	
DIV. I NON-CONF.	2- 9	293	0- 0	296	249	338	338	25	25	
TOTALS	RPI 1-25	RPI 26-50	W-L RECORDS	RPI 51-100	RPI 101-150	RPI 150+				
7- 19	0- 0	0- 2	OVERALL	1- 2	0- 3	6- 12				
5- 8	0- 0	0- 1	HOME	1- 1	0- 2	4- 4				
2- 11	0- 0	0- 1	AWAY	0- 1	0- 1	2- 8				
0- 0	0- 0	0- 0	NEUTRAL	0- 0	0- 0	0- 0				
2- 9	0- 0	0- 2	NON-CONFERENCE	0- 1	0- 1	2- 5				
2- 3	0- 0	0- 1	HOME	0- 1	0- 1	2- 0				
0- 6	0- 0	0- 1	AWAY	0- 0	0- 0	0- 5				
0- 0	0- 0	0- 0	NEUTRAL	0- 0	0- 0	0- 0				
5- 10	0- 0	0- 0	CONFERENCE	1- 1	0- 2	4- 7				
3- 5	0- 0	0- 0	HOME	1- 0	0- 1	2- 4				
2- 5	0- 0	0- 0	AWAY	0- 1	0- 1	2- 3				
0- 0	0- 0	0- 0	NEUTRAL	0- 0	0- 0	0- 0				

RPI S	Opponent	Score	RPI S	Opponent	Score	RPI S	Opponent	Score	RPI S	Opponent	Score	Team's RPI: 312
28	A Arizona St.	33 63	68	A Bucknell	48 77	118	A Navy	56 57				
43	H Quinnipiac	55 78	68	H Bucknell	63 51	118	H Navy	71 73				
			74	H Penn St.	48 84	140	H Yale	70 71				
						156	A Army West Point	41 60				
						156	H Army West Point	59 67				
						210	A American	61 60				
						210	H American	51 46				
						226	H Marist	50 46				
						239	A Dartmouth	49 53				
						240	H Boston U.	49 66				
						253	A Colgate	52 70				
						253	H Colgate	54 62				
						263	A Manhattan	56 60				
						273	A Bryant	74 76				
						282	A Vermont	52 63				
						293	A Massachusetts	66 69				
						302	A Lehigh	64 80				
						302	H Lehigh	65 47				
						320	A Lafayette	67 61				
						320	H Lafayette	70 85				
						345	H UMass Lowell	62 47				
LAST 12 Division I GAMES:												
210	H American	51 46	118	H Navy	71 73							
156	A Army West Point	41 60	210	A American	61 60							
302	A Lehigh	64 80	156	H Army West Point	59 67							
320	H Lafayette	70 85	302	H Lehigh	65 47							
68	H Bucknell	63 51	320	A Lafayette	67 61							
253	A Colgate	52 70	68	A Bucknell	48 77							

Non-Div I Games:

Holy Cross

■ Loss, 
 ■ Non-Conf, S Site, 
 ■ Home 
 ■ Away 
 N Neutral



Average RPI Win:	211	WON-LOST	WINNING	LAST 10	STRENGTH OF	OPP. STRENGTH	TEAM	ADJ.	CONF.	ADJ CONF.
Average RPI Loss:	93	RECORD	PCT. RANK	GAMES	SCHEDULE	OF SCHEDULE	RPI	RPI	RPI	RPI
DIV. I ONLY	10- 17	247	2- 8	79	90	173	173	5	5	
DIV. I NON-CONF.	7- 6	157	0- 0	149	278	153	153	5	5	
TOTALS	RPI 1-25	RPI 26-50	W-L RECORDS	RPI 51-100	RPI 101-150	RPI 150+				
10- 17	0- 2	0- 3	OVERALL	0- 4	0- 6	10- 2				
5- 8	0- 1	0- 2	HOME	0- 2	0- 2	5- 1				
5- 8	0- 1	0- 1	AWAY	0- 2	0- 3	5- 1				
0- 1	0- 0	0- 0	NEUTRAL	0- 0	0- 1	0- 0				
7- 6	0- 0	0- 0	NON-CONFERENCE	0- 3	0- 2	7- 1				
4- 2	0- 0	0- 0	HOME	0- 1	0- 0	4- 1				
3- 3	0- 0	0- 0	AWAY	0- 2	0- 1	3- 0				
0- 1	0- 0	0- 0	NEUTRAL	0- 0	0- 1	0- 0				
3- 11	0- 2	0- 3	CONFERENCE	0- 1	0- 4	3- 1				
1- 6	0- 1	0- 2	HOME	0- 1	0- 2	1- 0				
2- 5	0- 1	0- 1	AWAY	0- 0	0- 2	2- 1				
0- 0	0- 0	0- 0	NEUTRAL	0- 0	0- 0	0- 0				

RPI	S	Opponent	Score	RPI	S	Opponent	Score	RPI	S	Opponent	Score	RPI	S	Opponent	Score	Team's RPI: 173
1	A	UConn	42 91	34	H	South Fla.	50 79	88	A	UNLV	53 64	113	N	Central Ark.	55 69	
24	H	Temple	57 69	44	A	Tulane	56 82	92	H	SMU	45 66	114	A	UCF	59 85	
				44	H	Tulane	49 57	95	H	Mercer	60 64	114	H	UCF	48 62	
								98	A	Texas Tech	60 84	121	A	Long Beach St.	55 65	
												137	A	Cincinnati	64 85	
												137	H	Cincinnati	62 71	
												151	A	Memphis	65 66	
												155	A	East Carolina	73 62	
												158	A	Louisiana	69 64	
												159	A	Tulsa	65 62	
												159	H	Tulsa	71 66	
												171	H	Texas St.	56 61	
												188	A	UTSA	56 49	
												196	H	Col. of Charleston	79 63	
												212	H	Rutgers	53 51	
												251	A	UTRGV	68 52	
												308	H	Alcorn	85 70	
												327	H	Southeastern La.	83 80	
LAST 12 Division I GAMES:																
34	H	South Fla.	50 79	1	A	UConn	42 91									
159	A	Tulsa	65 62	151	A	Memphis	65 66									
137	H	Cincinnati	62 71	92	H	SMU	45 66									
114	A	UCF	59 85	24	H	Temple	57 69									
155	A	East Carolina	73 62	44	A	Tulane	56 82									
44	H	Tulane	49 57	114	H	UCF	48 62									

Non-Div I Games:

Houston

■ Loss, 
 ■ Non-Conf, S Site, 
 ■ Home 
 ■ Away 
 N Neutral

## Houston Baptist

Through Games Of Feb. 21, 2017

Average RPI Win:	326	WON-LOST	WINNING	LAST 10	STRENGTH OF	OPP. STRENGTH	TEAM	ADJ.	CONF.	ADJ CONF.
Average RPI Loss:	203	RECORD	PCT. RANK	GAMES	SCHEDULE	OF SCHEDULE	RPI	RPI	RPI	RPI
DIV. I ONLY	3- 19	330	2- 8	297	300	343	343	27	27	
DIV. I NON-CONF.	0- 8	335	0- 0	155	150	328	328	27	27	
TOTALS	RPI 1-25	RPI 26-50	W-L RECORDS	RPI 51-100	RPI 101-150	RPI 150+				
3- 19	0- 2	0- 0	OVERALL	0- 0	0- 6	3- 11				
3- 8	0- 0	0- 0	HOME	0- 0	0- 3	3- 5				
0- 11	0- 0	0- 0	AWAY	0- 0	0- 0	0- 4				
0- 0	0- 0	0- 0	NEUTRAL	0- 0	0- 0	0- 0				
0- 8	0- 2	0- 0	NON-CONFERENCE	0- 0	0- 2	0- 4				
0- 4	0- 0	0- 0	HOME	0- 0	0- 1	0- 3				
0- 4	0- 2	0- 0	AWAY	0- 0	0- 1	0- 1				
0- 0	0- 0	0- 0	NEUTRAL	0- 0	0- 0	0- 0				
3- 11	0- 0	0- 0	CONFERENCE	0- 0	0- 4	3- 7				
3- 4	0- 0	0- 0	HOME	0- 0	0- 2	3- 2				
0- 7	0- 0	0- 0	AWAY	0- 0	0- 2	0- 5				
0- 0	0- 0	0- 0	NEUTRAL	0- 0	0- 0	0- 0				

RPI	S	Opponent	Score	RPI	S	Opponent	Score	RPI	S	Opponent	Score	RPI	S	Opponent	Score	Team's RPI: 343
5	A	Baylor	43	118				106	A	SFA	49	86				
10	A	Texas	46	98				113	A	Central Ark.	39	83				
								113	H	Central Ark.	49	80				
								131	H	Lamar University	53	81				
								143	A	Arkansas	40	101				
								148	H	Oral Roberts	65	75				
								168	H	Rice	53	79				
								202	H	New Orleans	63	73				
								217	H	Texas Southern	34	50				
								270	A	McNeese	53	68				
								295	A	Nicholls St.	57	76				
								299	A	Northwestern St.	54	75				
								301	A	UTEP	45	75				
								303	H	A&M-Corpus Christi	56	51				
								327	H	Southeastern La.	71	87				
								329	H	La.-Monroe	65	77				
								332	A	Incarnate Word	54	69				
								332	H	Incarnate Word	68	51				
								344	A	Sam Houston St.	63	78				
								344	H	Sam Houston St.	61	51				
LAST 12 Division I GAMES:																
113	A	Central Ark.	39	83	295	A	Nicholls St.	57	76							
131	H	Lamar University	53	81	202	H	New Orleans	63	73							
344	A	Sam Houston St.	63	78	332	H	Incarnate Word	68	51							
299	A	Northwestern St.	54	75	113	H	Central Ark.	49	80							
303	H	A&M-Corpus Christi	56	51	270	A	McNeese	53	68							
332	A	Incarnate Word	54	69	327	H	Southeastern La.	71	87							

Non-Div I Games: S'western Assemblie71 52 Arlington Baptist 75 55

Houston Baptist

Loss, Non-Conf, S Site, H Home A Away N Neutral

Average RPI Win: <b>298</b>	WON-LOST	WINNING	LAST 10	STRENGTH OF	OPP. STRENGTH	TEAM	ADJ.	CONF.	ADJ CONF.
Average RPI Loss: <b>208</b>	RECORD	PCT. RANK	GAMES	SCHEDULE	OF SCHEDULE	RPI	RPI	RPI	RPI
DIV. I ONLY	13- 12	161	6- 4	332	340	244	244	32	32
DIV. I NON-CONF.	4- 8	230	0- 0	258	324	251	251	31	31
TOTALS	RPI 1-25	RPI 26-50	W-L RECORDS	RPI 51-100	RPI 101-150	RPI 150+			
13- 12	0- 0	0- 1	OVERALL	0- 1	0- 2	13- 8			
8- 2	0- 0	0- 0	HOME	0- 0	0- 0	8- 2			
5- 10	0- 0	0- 1	AWAY	0- 1	0- 2	5- 6			
0- 0	0- 0	0- 0	NEUTRAL	0- 0	0- 0	0- 0			
4- 8	0- 0	0- 1	NON-CONFERENCE	0- 1	0- 2	4- 4			
2- 1	0- 0	0- 0	HOME	0- 0	0- 0	2- 1			
2- 7	0- 0	0- 1	AWAY	0- 1	0- 2	2- 3			
0- 0	0- 0	0- 0	NEUTRAL	0- 0	0- 0	0- 0			
9- 4	0- 0	0- 0	CONFERENCE	0- 0	0- 0	9- 4			
6- 1	0- 0	0- 0	HOME	0- 0	0- 0	6- 1			
3- 3	0- 0	0- 0	AWAY	0- 0	0- 0	3- 3			
0- 0	0- 0	0- 0	NEUTRAL	0- 0	0- 0	0- 0			

RPI S	Opponent	Score	RPI S	Opponent	Score	RPI S	Opponent	Score	RPI S	Opponent	Score	Team's RPI: 244
36	A Michigan	41 109	56	A West Virginia	49 95	120	A Cornell	55 67				
						137	A Cincinnati	56 66				
						162	A Brown	78 83				
						192	A Hampton	67 62				
						193	A Bethune-Cookman	54 75				
						209	A Robert Morris	42 59				
						245	A UMES	72 71				
						275	H Coppin St.	66 58				
						280	H Mt. St. Mary's	95 62				
						282	H Vermont	64 57				
						284	A N.C. A&T	55 63				
						284	H N.C. A&T	69 61				
						286	H Savannah St.	55 49				
						314	A NJIT	55 70				
						317	H Ill.-Chicago	63 70				
						326	A St. Francis Brooklyn	78 63				
						333	H Morgan St.	72 73				
						335	A Florida A&M	51 55				
						335	H Florida A&M	72 58				
						340	A N.C. Central	73 50				
						340	H N.C. Central	62 48				
						341	A Fairleigh Dickinson	71 68				
						347	H South Carolina St.	75 57				
LAST 12 Division I GAMES:												
340	H N.C. Central	62 48	347	H South Carolina St.	75 57							
284	H N.C. A&T	69 61	286	H Savannah St.	55 49							
333	H Morgan St.	72 73	340	A N.C. Central	73 50							
192	A Hampton	67 62	284	A N.C. A&T	55 63							
193	A Bethune-Cookman	54 75	275	H Coppin St.	66 58							
335	A Florida A&M	51 55	245	A UMES	72 71							

Non-Div I Games:

Howard

Average RPI Win:	195	WON-LOST	WINNING	LAST 10	STRENGTH OF	OPP. STRENGTH	TEAM	ADJ.	CONF.	ADJ CONF.
Average RPI Loss:	81	RECORD	PCT. RANK	GAMES	SCHEDULE	OF SCHEDULE	RPI	RPI	RPI	RPI
DIV. I ONLY	18- 7	59	9- 1	150	118	65	65	11	11	
DIV. I NON-CONF.	8- 3	67	0- 0	121	121	71	71	10	10	
TOTALS	RPI 1-25	RPI 26-50	W-L RECORDS	RPI 51-100	RPI 101-150	RPI 150+				
18- 7	1- 0	1- 2	OVERALL	3- 3	3- 2	10- 0				
9- 2	1- 0	1- 1	HOME	1- 1	2- 0	4- 0				
9- 5	0- 0	0- 1	AWAY	2- 2	1- 2	6- 0				
0- 0	0- 0	0- 0	NEUTRAL	0- 0	0- 0	0- 0				
8- 3	1- 0	0- 1	NON-CONFERENCE	1- 2	1- 0	5- 0				
3- 2	1- 0	0- 1	HOME	0- 1	0- 0	2- 0				
5- 1	0- 0	0- 0	AWAY	1- 1	1- 0	3- 0				
0- 0	0- 0	0- 0	NEUTRAL	0- 0	0- 0	0- 0				
10- 4	0- 0	1- 1	CONFERENCE	2- 1	2- 2	5- 0				
6- 0	0- 0	1- 0	HOME	1- 0	2- 0	2- 0				
4- 4	0- 0	0- 1	AWAY	1- 1	0- 2	3- 0				
0- 0	0- 0	0- 0	NEUTRAL	0- 0	0- 0	0- 0				

RPI S	Opponent	Score	RPI S	Opponent	Score	RPI S	Opponent	Score	RPI S	Opponent	Score
23	H Missouri	73 45	32	A South Dakota St.	49 68	61	A Belmont	72 78	135	A VCU	71 62
			32	H South Dakota St.	64 59	62	H UNI	62 69	148	A Oral Roberts	45 54
			49	H Ohio	65 71	64	A South Dakota	62 75	148	H Oral Roberts	53 41
						78	A Western Ill.	76 72	149	A Omaha	44 64
						78	H Western Ill.	66 52	149	H Omaha	79 47
						90	A Purdue	67 62	205	A Indiana St.	45 35
									228	H Ga. Southern	83 57
									238	A Miami (OH)	65 53
									269	H Tennessee Tech	77 63
									289	A North Dakota St.	76 53
									289	H North Dakota St.	71 58
									311	A Denver	67 45
									311	H Denver	71 49
									317	A Ill.-Chicago	67 57
									322	A Fort Wayne	62 48
LAST 12 Division I GAMES:											
289	A North Dakota St.	76 53	78	A Western Ill.	76 72						
32	H South Dakota St.	64 59	289	H North Dakota St.	71 58						
311	A Denver	67 45	148	H Oral Roberts	53 41						
148	A Oral Roberts	45 54	311	H Denver	71 49						
149	H Omaha	79 47	32	A South Dakota St.	49 68						
322	A Fort Wayne	62 48	64	A South Dakota	62 75						

Non-Div I Games: Oakland City 95 62 Ind.-Northwest 89 36

IUPUI

Loss, Non-Conf, S Site, H Home A Away N Neutral

Average RPI Win:	243	WON-LOST	WINNING	LAST 10	STRENGTH OF	OPP. STRENGTH	TEAM	ADJ.	CONF.	ADJ CONF.
Average RPI Loss:	90	RECORD	PCT. RANK	GAMES	SCHEDULE	OF SCHEDULE	RPI	RPI	RPI	RPI
DIV. I ONLY	12- 11	159	7- 3	106	192	125	125	20	20	
DIV. I NON-CONF.	3- 6	230	0- 0	20	91	84	84	18	18	
TOTALS	RPI 1-25	RPI 26-50	W-L RECORDS	RPI 51-100	RPI 101-150	RPI 150+				
12- 11	0- 2	0- 1	OVERALL	0- 4	3- 2	9- 2				
4- 3	0- 0	0- 0	HOME	0- 1	2- 1	2- 1				
8- 5	0- 0	0- 0	AWAY	0- 0	1- 0	7- 0				
0- 3	0- 1	0- 0	NEUTRAL	0- 2	0- 0	0- 0				
3- 6	0- 2	0- 1	NON-CONFERENCE	0- 2	1- 0	2- 1				
0- 0	0- 0	0- 0	HOME	0- 0	0- 0	0- 0				
3- 3	0- 1	0- 1	AWAY	0- 0	1- 0	2- 1				
0- 3	0- 1	0- 0	NEUTRAL	0- 2	0- 0	0- 0				
9- 5	0- 0	0- 0	CONFERENCE	0- 2	2- 2	7- 1				
4- 3	0- 0	0- 0	HOME	0- 1	2- 1	2- 1				
5- 2	0- 0	0- 0	AWAY	0- 1	0- 1	5- 0				
0- 0	0- 0	0- 0	NEUTRAL	0- 0	0- 0	0- 0				

RPI 1-25				RPI 26-50				RPI 51-100				RPI 101+ Team's RPI: 125			
RPI	S	Opponent	Score	RPI	S	Opponent	Score	RPI	S	Opponent	Score	RPI	S	Opponent	Score
6	N	Oregon St.	49 60	30	A	Oregon	70 73	62	N	UNI	74 76	112	A	Wyoming	74 71
7	A	Washington	53 105					83	A	Montana St.	64 80	124	H	North Dakota	74 61
								83	H	Montana St.	61 66	127	H	Northern Colo.	67 71
								88	N	UNLV	61 73	133	A	Eastern Wash.	57 67
												133	H	Eastern Wash.	78 51
												152	H	Idaho St.	60 67
												215	A	Seattle U	68 64
												218	A	Grand Canyon	60 64
												219	H	Weber St.	95 77
												236	A	Portland St.	72 66
												281	A	Sacramento St.	72 58
												292	A	Southern Utah	85 68
												306	A	Northern Ariz.	91 80
												330	A	Montana	86 59
												330	H	Montana	75 50
												342	A	Cal St. Fullerton	88 86
LAST 12 Division I GAMES:															
133	H	Eastern Wash.	78 51	83	H	Montana St.	61 66								
124	H	North Dakota	74 61	306	A	Northern Ariz.	91 80								
127	H	Northern Colo.	67 71	292	A	Southern Utah	85 68								
281	A	Sacramento St.	72 58	152	H	Idaho St.	60 67								
236	A	Portland St.	72 66	219	H	Weber St.	95 77								
330	H	Montana	75 50	83	A	Montana St.	64 80								

Non-Div I Games: Lewis-Clark St. 85 49 Central Wash. 79 45

Idaho

Loss, Non-Conf, S Site, H Home A Away N Neutral

Average RPI Win:	246	WON-LOST	WINNING	LAST 10	STRENGTH OF	OPP. STRENGTH	TEAM	ADJ.	CONF.	ADJ CONF.
Average RPI Loss:	120	RECORD	PCT. RANK	GAMES	SCHEDULE	OF SCHEDULE	RPI	RPI	RPI	RPI
DIV. I ONLY	14- 10	130	7- 3	228	183	152	152	20	20	
DIV. I NON-CONF.	5- 5	165	0- 0	299	79	200	200	18	18	
TOTALS	RPI 1-25	RPI 26-50	W-L RECORDS	RPI 51-100	RPI 101-150	RPI 150+				
14- 10	0- 1	0- 1	OVERALL	1- 1	2- 4	11- 3				
8- 2	0- 0	0- 0	HOME	1- 0	0- 2	7- 0				
5- 7	0- 0	0- 0	AWAY	0- 0	2- 1	3- 0				
1- 1	0- 0	0- 1	NEUTRAL	0- 0	0- 0	1- 0				
5- 5	0- 1	0- 1	NON-CONFERENCE	0- 1	0- 0	5- 2				
3- 0	0- 0	0- 0	HOME	0- 0	0- 0	3- 0				
1- 4	0- 1	0- 0	AWAY	0- 1	0- 0	1- 2				
1- 1	0- 0	0- 1	NEUTRAL	0- 0	0- 0	1- 0				
9- 5	0- 0	0- 0	CONFERENCE	1- 0	2- 4	6- 1				
5- 2	0- 0	0- 0	HOME	1- 0	0- 2	4- 0				
4- 3	0- 0	0- 0	AWAY	0- 0	2- 2	2- 1				
0- 0	0- 0	0- 0	NEUTRAL	0- 0	0- 0	0- 0				

RPI 1-25				RPI 26-50				RPI 51-100				RPI 101+ Team's RPI: 152			
RPI	S	Opponent	Score	RPI	S	Opponent	Score	RPI	S	Opponent	Score	RPI	S	Opponent	Score
6	A	Oregon St.	38 61	38	N	James Madison	53 83	80	A	Colorado	56 85	124	A	North Dakota	56 63
								83	H	Montana St.	67 59	124	H	North Dakota	62 65
												125	A	Idaho	67 60
												127	A	Northern Colo.	68 58
												127	H	Northern Colo.	62 77
												133	A	Eastern Wash.	41 58
												154	A	Santa Clara	78 82
												190	A	Utah St.	56 69
												211	A	Wisconsin	42 35
												219	A	Weber St.	43 50
												219	H	Weber St.	57 52
												236	H	Portland St.	53 47
												277	N	Davidson	70 58
												281	H	Sacramento St.	79 60
												292	A	Southern Utah	71 68
												306	A	Northern Ariz.	64 51
												311	H	Denver	65 64
												321	H	UC Irvine	65 54
												330	H	Montana	61 43
												331	H	Utah Valley	61 56
LAST 12 Division I GAMES:															
127	A	Northern Colo.	68 58	219	H	Weber St.	57 52	124	H	North Dakota	62 65				
124	A	North Dakota	56 63	127	H	Northern Colo.	62 77	125	A	Idaho	67 60				
281	H	Sacramento St.	79 60	133	A	Eastern Wash.	41 58	219	A	Weber St.	43 50				
236	H	Portland St.	53 47												
292	A	Southern Utah	71 68												
306	A	Northern Ariz.	64 51												

Non-Div I Games: Montana Tech 77 55

Idaho St.

■ Loss, 
 ■ Non-Conf, S Site, 
 ■ Home 
 ■ Away 
 N Neutral

Average RPI Win:	235	WON-LOST	WINNING	LAST 10	STRENGTH OF	OPP. STRENGTH	TEAM	ADJ.	CONF.	ADJ CONF.
Average RPI Loss:	167	RECORD	PCT. RANK	GAMES	SCHEDULE	OF SCHEDULE	RPI	RPI	RPI	RPI
DIV. I ONLY	3- 23	338	2- 8	139	253	317	317	19	19	
DIV. I NON-CONF.	1- 8	314	0- 0	140	190	296	296	21	21	
TOTALS	RPI 1-25	RPI 26-50	W-L RECORDS	RPI 51-100	RPI 101-150	RPI 150+				
3- 23	0- 0	0- 4	OVERALL	0- 3	0- 4	3- 12				
2- 11	0- 0	0- 1	HOME	0- 1	0- 2	2- 7				
1- 12	0- 0	0- 3	AWAY	0- 2	0- 2	1- 5				
0- 0	0- 0	0- 0	NEUTRAL	0- 0	0- 0	0- 0				
1- 8	0- 0	0- 2	NON-CONFERENCE	0- 3	0- 0	1- 3				
0- 4	0- 0	0- 0	HOME	0- 1	0- 0	0- 3				
1- 4	0- 0	0- 2	AWAY	0- 2	0- 0	1- 0				
0- 0	0- 0	0- 0	NEUTRAL	0- 0	0- 0	0- 0				
2- 15	0- 0	0- 2	CONFERENCE	0- 0	0- 4	2- 9				
2- 7	0- 0	0- 1	HOME	0- 0	0- 2	2- 4				
0- 8	0- 0	0- 1	AWAY	0- 0	0- 2	0- 5				
0- 0	0- 0	0- 0	NEUTRAL	0- 0	0- 0	0- 0				

RPI S	Opponent	Score	RPI S	Opponent	Score	RPI S	Opponent	Score	RPI S	Opponent	Score	Team's RPI: 317
33	A Green Bay	31 65	33	H Green Bay	65 79	65	H IUPUI	57 67	138	A Wright St.	51 62	
40	A Central Mich.	55 77	40	A Central Mich.	55 77	66	A Northwestern	44 88	138	H Wright St.	54 73	
45	A Virginia	39 76	45	A Virginia	39 76	84	A Toledo	51 79	147	A Milwaukee	55 83	
									147	H Milwaukee	65 88	
									160	A Detroit Mercy	76 98	
									160	H Detroit Mercy	63 62	
									163	A Oakland	58 81	
									163	H Oakland	50 78	
									181	A Cleveland St.	59 77	
									181	H Cleveland St.	59 63	
									221	H Bradley	56 65	
									244	A Howard	70 63	
									294	A Northern Ky.	49 66	
									294	H Northern Ky.	37 58	
									300	H Valparaiso	74 60	
									307	H Illinois St.	52 59	
									310	A Youngstown St.	54 70	
									310	H Youngstown St.	59 65	
									322	H Fort Wayne	55 61	
LAST 12 Division I GAMES:												
33	A Green Bay	31 65	181	H Cleveland St.	59 63	300	H Valparaiso	74 60				
163	H Oakland	50 78	294	H Northern Ky.	37 58	138	H Wright St.	54 73				
160	H Detroit Mercy	63 62	147	A Milwaukee	55 83							
138	A Wright St.	51 62	181	A Cleveland St.	59 77							
294	A Northern Ky.	49 66										
310	H Youngstown St.	59 65										

Non-Div I Games: Lake Forest 84 48 Robert Morris (IL) 106 58

Ill.-Chicago

Loss, Non-Conf, S Site, H Home A Away N Neutral

# Illinois

Through Games Of Feb. 21, 2017

Average RPI Win:	198	WON-LOST	WINNING	LAST 10	STRENGTH OF	OPP. STRENGTH	TEAM	ADJ.	CONF.	ADJ CONF.
Average RPI Loss:	69	RECORD	PCT. RANK	GAMES	SCHEDULE	OF SCHEDULE	RPI	RPI	RPI	RPI
DIV. I ONLY	8- 19	280	1- 9	25	88	189	189	6	6	
DIV. I NON-CONF.	5- 8	218	0- 0	49	275	198	198	6	6	
TOTALS	RPI 1-25	RPI 26-50	W-L RECORDS	RPI 51-100	RPI 101-150	RPI 150+				
8- 19	0- 3	1- 6	OVERALL	1- 8	1- 0	5- 2				
8- 8	0- 1	1- 1	HOME	1- 4	1- 0	5- 2				
0- 11	0- 2	0- 5	AWAY	0- 4	0- 0	0- 0				
0- 0	0- 0	0- 0	NEUTRAL	0- 0	0- 0	0- 0				
5- 8	0- 0	0- 3	NON-CONFERENCE	1- 3	1- 0	3- 2				
5- 4	0- 0	0- 0	HOME	1- 2	1- 0	3- 2				
0- 4	0- 0	0- 3	AWAY	0- 1	0- 0	0- 0				
0- 0	0- 0	0- 0	NEUTRAL	0- 0	0- 0	0- 0				
3- 11	0- 3	1- 3	CONFERENCE	0- 5	0- 0	2- 0				
3- 4	0- 1	1- 1	HOME	0- 2	0- 0	2- 0				
0- 7	0- 2	0- 2	AWAY	0- 3	0- 0	0- 0				
0- 0	0- 0	0- 0	NEUTRAL	0- 0	0- 0	0- 0				

RPI S	Opponent	Score	RPI S	Opponent	Score	RPI S	Opponent	Score	RPI S	Opponent	Score	Team's RPI: 189
21	A Maryland	59 84	36	H Michigan	70 86	60	H Wake Forest	70 79	138	H Wright St.	76 72	
21	H Maryland	49 94	40	A Central Mich.	51 82	64	A South Dakota	68 77	151	H Memphis	54 64	
25	A Ohio St.	64 88	41	A Michigan St.	47 71	66	A Northwestern	53 66	194	H Nebraska	79 59	
			46	A George Washington	56 72	67	A Minnesota	50 78	212	H Rutgers	78 41	
			47	A Iowa	58 78	74	A Penn St.	66 82	252	H Marshall	53 55	
			47	H Iowa	70 65	74	H Penn St.	62 80	254	H Ark.-Pine Bluff	70 58	
			49	A Ohio	68 80	90	H Purdue	64 72	316	H USC Upstate	77 57	
						95	H Mercer	33 51	322	H Fort Wayne	56 33	
						97	H FGCU	82 73				
LAST 12 Division I GAMES:												
66	A Northwestern	53 66	21	H Maryland	49 94							
74	H Penn St.	62 80	25	A Ohio St.	64 88							
21	A Maryland	59 84	67	A Minnesota	50 78							
90	H Purdue	64 72	194	H Nebraska	79 59							
36	H Michigan	70 86	47	A Iowa	58 78							
74	A Penn St.	66 82	212	H Rutgers	78 41							

Non-Div I Games:

Illinois

Loss, Non-Conf, S Site, H Home A Away N Neutral



Average RPI Win:	272	WON-LOST	WINNING	LAST 10	STRENGTH OF	OPP. STRENGTH	TEAM	ADJ.	CONF.	ADJ CONF.
Average RPI Loss:	142	RECORD	PCT. RANK	GAMES	SCHEDULE	OF SCHEDULE	RPI	RPI	RPI	RPI
DIV. I ONLY	7- 19	295	3- 7	220	162	307	307	16	16	
DIV. I NON-CONF.	3- 8	262	0- 0	260	164	303	303	14	14	
TOTALS	RPI 1-25	RPI 26-50	W-L RECORDS	RPI 51-100	RPI 101-150	RPI 150+				
7- 19	0- 0	0- 3	OVERALL	0- 4	0- 2	7- 10				
6- 9	0- 0	0- 1	HOME	0- 1	0- 2	6- 5				
1- 10	0- 0	0- 2	AWAY	0- 3	0- 0	1- 5				
0- 0	0- 0	0- 0	NEUTRAL	0- 0	0- 0	0- 0				
3- 8	0- 0	0- 1	NON-CONFERENCE	0- 2	0- 2	3- 3				
2- 4	0- 0	0- 0	HOME	0- 0	0- 2	2- 2				
1- 4	0- 0	0- 1	AWAY	0- 2	0- 0	1- 1				
0- 0	0- 0	0- 0	NEUTRAL	0- 0	0- 0	0- 0				
4- 11	0- 0	0- 2	CONFERENCE	0- 2	0- 0	4- 7				
4- 5	0- 0	0- 1	HOME	0- 1	0- 0	4- 3				
0- 6	0- 0	0- 1	AWAY	0- 1	0- 0	0- 4				
0- 0	0- 0	0- 0	NEUTRAL	0- 0	0- 0	0- 0				

RPI S	Opponent	Score	RPI S	Opponent	Score	RPI S	Opponent	Score	RPI S	Opponent	Score	Team's RPI: 307
28	A Arizona St.	40 76	62	A UNI	51 82	140	H Yale	45 59				
35	A Drake	49 101	62	H UNI	40 78	147	H Milwaukee	60 68				
35	H Drake	36 87	78	A Western Ill.	50 80	157	A Missouri St.	60 65				
			82	A Northern Ill.	66 108	157	H Missouri St.	44 77				
						184	H Southern Ill.	56 63				
						185	H George Mason	46 72				
						199	A Wichita St.	45 67				
						199	H Wichita St.	54 50				
						204	A SIUE	80 92				
						205	A Indiana St.	49 63				
						205	H Indiana St.	47 65				
						211	H Wisconsin	46 64				
						221	H Bradley	71 63				
						259	H Evansville	71 58				
						296	H Eastern Ill.	60 49				
						300	H Valparaiso	77 56				
						315	A Loyola Chicago	61 64				
						315	H Loyola Chicago	63 51				
						317	A Ill.-Chicago	59 52				
LAST 12 Division I GAMES:												
157	H Missouri St.	44 77	184	H Southern Ill.	56 63							
199	H Wichita St.	54 50	259	H Evansville	71 58							
62	A UNI	51 82	199	A Wichita St.	45 67							
35	A Drake	49 101	157	A Missouri St.	60 65							
315	H Loyola Chicago	63 51	35	H Drake	36 87							
205	H Indiana St.	47 65	62	H UNI	40 78							

Non-Div I Games:

Illinois St.

Average RPI Win:	323	WON-LOST	WINNING	LAST 10	STRENGTH OF	OPP. STRENGTH	TEAM	ADJ.	CONF.	ADJ CONF.
Average RPI Loss:	204	RECORD	PCT. RANK	GAMES	SCHEDULE	OF SCHEDULE	RPI	RPI	RPI	RPI
DIV. I ONLY	6- 18	302	4- 6	333	304	332	332	27	27	
DIV. I NON-CONF.	0- 9	335	0- 0	312	289	348	348	27	27	
TOTALS	RPI 1-25	RPI 26-50	W-L RECORDS	RPI 51-100	RPI 101-150	RPI 150+				
6- 18	0- 0	0- 0	OVERALL	0- 1	0- 4	6- 13				
4- 6	0- 0	0- 0	HOME	0- 1	0- 1	4- 4				
2- 10	0- 0	0- 0	AWAY	0- 0	0- 0	2- 0				
0- 2	0- 0	0- 0	NEUTRAL	0- 0	0- 0	0- 2				
0- 9	0- 0	0- 0	NON-CONFERENCE	0- 0	0- 1	0- 8				
0- 2	0- 0	0- 0	HOME	0- 0	0- 0	0- 2				
0- 5	0- 0	0- 0	AWAY	0- 0	0- 1	0- 4				
0- 2	0- 0	0- 0	NEUTRAL	0- 0	0- 0	0- 2				
6- 9	0- 0	0- 0	CONFERENCE	0- 1	0- 3	6- 5				
4- 4	0- 0	0- 0	HOME	0- 1	0- 1	4- 2				
2- 5	0- 0	0- 0	AWAY	0- 0	0- 2	2- 3				
0- 0	0- 0	0- 0	NEUTRAL	0- 0	0- 0	0- 0				

RPI 1-25			RPI 26-50			RPI 51-100			RPI 101+			Team's RPI: 332		
RPI	S	Opponent	Score	RPI	S	Opponent	Score	RPI	S	Opponent	Score			
								99	H	Abilene Christian	66	75		
										106	H	SFA	75	94
										113	A	Central Ark.	50	63
										131	A	Lamar University	54	83
										136	A	TCU	40	88
										168	H	Rice	43	60
										171	A	Texas St.	50	67
										187	A	North Texas	61	84
										190	N	Utah St.	46	79
										199	A	Wichita St.	63	73
										202	A	New Orleans	58	84
										202	H	New Orleans	67	71
										246	N	Murray St.	68	72
										270	A	McNeese	61	78
										287	H	Eastern Mich.	47	66
										295	A	Nicholls St.	78	52
										299	H	Northwestern St.	74	76
										303	H	A&M-Corpus Christi	63	56
										327	A	Southeastern La.	85	76
										327	H	Southeastern La.	96	56
										330	A	Montana	56	61
										343	A	Houston Baptist	51	68
										343	H	Houston Baptist	69	54
										344	H	Sam Houston St.	82	55
LAST 12 Division I GAMES:														
				344	H	Sam Houston St.	82	55		99	H	Abilene Christian	66	75
				303	H	A&M-Corpus Christi	63	56		106	H	SFA	75	94
				270	A	McNeese	61	78		327	H	Southeastern La.	96	56
				202	A	New Orleans	58	84		343	A	Houston Baptist	51	68
				343	H	Houston Baptist	69	54		131	A	Lamar University	54	83
				113	A	Central Ark.	50	63		202	H	New Orleans	67	71

Non-Div I Games: LSU-Alexandria 106 79 Tex. A&M-Kingsville 79 66

## Indiana

Through Games Of Feb. 21, 2017

Average RPI Win:	159	WON-LOST	WINNING	LAST 10	STRENGTH OF	OPP. STRENGTH	TEAM	ADJ.	CONF.	ADJ CONF.
Average RPI Loss:	58	RECORD	PCT. RANK	GAMES	SCHEDULE	OF SCHEDULE	RPI	RPI	RPI	RPI
DIV. I ONLY	18- 9	80	6- 4	80	75	50	50	6	6	
DIV. I NON-CONF.	10- 3	54	0- 0	230	89	76	76	6	6	
TOTALS	RPI 1-25	RPI 26-50	W-L RECORDS	RPI 51-100	RPI 101-150	RPI 150+				
18- 9	0- 2	1- 4	OVERALL	8- 2	0- 0	9- 1				
11- 2	0- 2	1- 0	HOME	5- 0	0- 0	5- 0				
5- 7	0- 0	0- 4	AWAY	2- 2	0- 0	3- 1				
2- 0	0- 0	0- 0	NEUTRAL	1- 0	0- 0	1- 0				
10- 3	0- 0	0- 2	NON-CONFERENCE	3- 1	0- 0	7- 0				
6- 0	0- 0	0- 0	HOME	1- 0	0- 0	5- 0				
2- 3	0- 0	0- 2	AWAY	1- 1	0- 0	1- 0				
2- 0	0- 0	0- 0	NEUTRAL	1- 0	0- 0	1- 0				
8- 6	0- 2	1- 2	CONFERENCE	5- 1	0- 0	2- 1				
5- 2	0- 2	1- 0	HOME	4- 0	0- 0	0- 0				
3- 4	0- 0	0- 2	AWAY	1- 1	0- 0	2- 1				
0- 0	0- 0	0- 0	NEUTRAL	0- 0	0- 0	0- 0				

RPI 1-25				RPI 26-50				Team's RPI: 50				RPI 51-100				RPI 101+			
RPI	S	Opponent	Score	RPI	S	Opponent	Score	RPI	S	Opponent	Score	RPI	S	Opponent	Score	RPI	S	Opponent	Score
21	H	Maryland	56 92	36	A	Michigan	74 78	57	A	Western Ky.	74 85	163	H	Oakland	84 59				
25	H	Ohio St.	82 92	36	H	Michigan	72 61	66	A	Northwestern	67 80	187	A	North Texas	94 64				
				37	A	North Carolina St.	70 84	66	H	Northwestern	66 38	194	A	Nebraska	64 67				
				41	A	Michigan St.	60 69	67	H	Minnesota	78 62	211	A	Wisconsin	78 54				
				42	A	Auburn	67 71	74	A	Penn St.	89 70	212	A	Rutgers	63 52				
								74	H	Penn St.	72 66	220	H	Presbyterian	71 37				
								81	N	Florida	102 88	255	N	Stony Brook	74 60				
								89	A	Chattanooga	79 76	294	H	Northern Ky.	100 49				
								90	H	Purdue	74 60	300	H	Valparaiso	87 58				
								91	H	Vanderbilt	94 61	345	H	UMass Lowell	79 45				
LAST 12 Division I GAMES:																			
194	A	Nebraska	64 67	211	A	Wisconsin	78 54												
36	H	Michigan	72 61	74	H	Penn St.	72 66												
66	H	Northwestern	66 38	90	H	Purdue	74 60												
212	A	Rutgers	63 52	66	A	Northwestern	67 80												
21	H	Maryland	56 92	36	A	Michigan	74 78												
41	A	Michigan St.	60 69	67	H	Minnesota	78 62												

Non-Div I Games:

Indiana

■ Loss, 
 ■ Non-Conf, S Site, 
 ■ Home 
 ■ Away 
 N Neutral

Average RPI Win:	240	WON-LOST	WINNING	LAST 10	STRENGTH OF	OPP. STRENGTH	TEAM	ADJ.	CONF.	ADJ CONF.
Average RPI Loss:	142	RECORD	PCT. RANK	GAMES	SCHEDULE	OF SCHEDULE	RPI	RPI	RPI	RPI
DIV. I ONLY	12- 13	186	3- 7	287	128	205	205	16	16	
DIV. I NON-CONF.	6- 5	148	0- 0	303	106	171	171	14	14	
TOTALS	RPI 1-25	RPI 26-50	W-L RECORDS	RPI 51-100	RPI 101-150	RPI 150+				
12- 13	0- 1	0- 2	OVERALL	0- 3	2- 1	10- 6				
5- 5	0- 0	0- 1	HOME	0- 2	0- 0	5- 2				
7- 8	0- 1	0- 1	AWAY	0- 1	2- 1	5- 4				
0- 0	0- 0	0- 0	NEUTRAL	0- 0	0- 0	0- 0				
6- 5	0- 1	0- 0	NON-CONFERENCE	0- 1	2- 1	4- 2				
2- 1	0- 0	0- 0	HOME	0- 1	0- 0	2- 0				
4- 4	0- 1	0- 0	AWAY	0- 0	2- 1	2- 2				
0- 0	0- 0	0- 0	NEUTRAL	0- 0	0- 0	0- 0				
6- 8	0- 0	0- 2	CONFERENCE	0- 2	0- 0	6- 4				
3- 4	0- 0	0- 1	HOME	0- 1	0- 0	3- 2				
3- 4	0- 0	0- 1	AWAY	0- 1	0- 0	3- 2				
0- 0	0- 0	0- 0	NEUTRAL	0- 0	0- 0	0- 0				

RPI S	Opponent	Score	RPI S	Opponent	Score	RPI S	Opponent	Score	RPI S	Opponent	Score	Team's RPI: 205
23	A Missouri	48 77	35	A Drake	62 76	62	A UNI	47 59	103	A Saint Louis	70 67	
			35	H Drake	45 64	62	H UNI	59 61	137	A Cincinnati	63 55	
						65	H IUPUI	35 45	149	A Omaha	45 72	
									157	H Missouri St.	46 49	
									159	H Tulsa	72 68	
									184	A Southern Ill.	68 53	
									199	H Wichita St.	42 56	
									221	A Bradley	41 54	
									221	H Bradley	58 51	
									238	A Miami (OH)	62 54	
									250	A Butler	48 66	
									259	A Evansville	41 57	
									294	H Northern Ky.	58 38	
									296	A Eastern Ill.	88 61	
									307	A Illinois St.	65 47	
									307	H Illinois St.	63 49	
									315	A Loyola Chicago	48 38	
									315	H Loyola Chicago	53 32	
									328	A Fla. Atlantic	67 70	
LAST 12 Division I GAMES:												
62	H UNI	59 61	199	H Wichita St.	42 56							
35	H Drake	45 64	35	A Drake	62 76							
315	H Loyola Chicago	53 32	62	A UNI	47 59							
221	A Bradley	41 54	315	A Loyola Chicago	48 38							
307	A Illinois St.	65 47	307	H Illinois St.	63 49							
157	H Missouri St.	46 49	221	H Bradley	58 51							

Non-Div I Games:

Indiana St.

Average RPI Win:	217	WON-LOST	WINNING	LAST 10	STRENGTH OF	OPP. STRENGTH	TEAM	ADJ.	CONF.	ADJ CONF.
Average RPI Loss:	144	RECORD	PCT. RANK	GAMES	SCHEDULE	OF SCHEDULE	RPI	RPI	RPI	RPI
DIV. I ONLY	16- 11	117	7- 3	170	224	143	143	18	18	
DIV. I NON-CONF.	5- 4	143	0- 0	122	210	133	133	17	17	
TOTALS	RPI 1-25	RPI 26-50	W-L RECORDS	RPI 51-100	RPI 101-150	RPI 150+				
16- 11	0- 0	1- 1	OVERALL	0- 1	3- 4	12- 5				
10- 4	0- 0	1- 0	HOME	0- 0	2- 2	7- 2				
6- 7	0- 0	0- 1	AWAY	0- 1	1- 2	5- 3				
0- 0	0- 0	0- 0	NEUTRAL	0- 0	0- 0	0- 0				
5- 4	0- 0	0- 0	NON-CONFERENCE	0- 1	3- 2	2- 1				
4- 1	0- 0	0- 0	HOME	0- 0	2- 1	2- 0				
1- 3	0- 0	0- 0	AWAY	0- 1	1- 1	0- 1				
0- 0	0- 0	0- 0	NEUTRAL	0- 0	0- 0	0- 0				
11- 7	0- 0	1- 1	CONFERENCE	0- 0	0- 2	10- 4				
6- 3	0- 0	1- 0	HOME	0- 0	0- 1	5- 2				
5- 4	0- 0	0- 1	AWAY	0- 0	0- 1	5- 2				
0- 0	0- 0	0- 0	NEUTRAL	0- 0	0- 0	0- 0				

RPI 1-25				RPI 26-50				RPI 51-100				RPI 101+				Team's RPI: 143	
RPI	S	Opponent	Score	RPI	S	Opponent	Score	RPI	S	Opponent	Score	RPI	S	Opponent	Score		
				43	A	Quinnipiac	45 53	74	A	Penn St.	67 80	102	H	Saint Joseph's	58 57		
				43	H	Quinnipiac	58 44					109	A	Rider	65 85		
												109	H	Rider	36 52		
												118	A	Navy	68 73		
												119	H	Fordham	55 46		
												134	H	Duquesne	58 61		
												135	A	VCU	59 57		
												179	H	Siena	46 58		
												183	A	Fairfield	59 68		
												183	H	Fairfield	65 55		
												187	A	North Texas	55 66		
												225	A	Monmouth	65 75		
												225	H	Monmouth	60 54		
												226	A	Marist	48 37		
												226	H	Marist	62 68		
												242	A	Niagara	65 55		
												242	H	Niagara	68 61		
												255	H	Stony Brook	57 46		
												260	A	Canisius	58 45		
												260	H	Canisius	55 52		
												263	A	Manhattan	76 62		
												263	H	Manhattan	70 53		
												325	A	Saint Peter's	66 58		
												326	H	St. Francis Brooklyn	62 46		
LAST 12 Division I GAMES:																	
				183	H	Fairfield	65 55	43	H	Quinnipiac	58 44						
				43	A	Quinnipiac	45 53	226	A	Marist	48 37						
				225	A	Monmouth	65 75	225	H	Monmouth	60 54						
				109	H	Rider	36 52	263	A	Manhattan	76 62						
				260	A	Canisius	58 45	226	H	Marist	62 68						
				242	A	Niagara	65 55	242	H	Niagara	68 61						

Non-Div I Games:

Iona

  Loss, 
  Non-Conf, 
  S Site, 
  H Home 
  A Away 
N Neutral

Average RPI Win:	138	WON-LOST	WINNING	LAST 10	STRENGTH OF	OPP. STRENGTH	TEAM	ADJ.	CONF.	ADJ CONF.
Average RPI Loss:	49	RECORD	PCT. RANK	GAMES	SCHEDULE	OF SCHEDULE	RPI	RPI	RPI	RPI
DIV. I ONLY	16- 11	117	5- 5	20	62	47	47	6	6	
DIV. I NON-CONF.	9- 4	85	0- 0	5	70	31	31	6	6	
TOTALS	RPI 1-25	RPI 26-50	W-L RECORDS	RPI 51-100	RPI 101-150	RPI 150+				
16- 11	0- 5	2- 3	OVERALL	5- 2	2- 0	7- 1				
13- 3	0- 2	1- 1	HOME	5- 0	1- 0	6- 0				
2- 7	0- 2	0- 2	AWAY	0- 2	1- 0	1- 1				
1- 1	0- 1	1- 0	NEUTRAL	0- 0	0- 0	0- 0				
9- 4	0- 2	1- 2	NON-CONFERENCE	3- 0	2- 0	3- 0				
7- 2	0- 1	0- 1	HOME	3- 0	1- 0	3- 0				
1- 1	0- 0	0- 1	AWAY	0- 0	1- 0	0- 0				
1- 1	0- 1	1- 0	NEUTRAL	0- 0	0- 0	0- 0				
7- 7	0- 3	1- 1	CONFERENCE	2- 2	0- 0	4- 1				
6- 1	0- 1	1- 0	HOME	2- 0	0- 0	3- 0				
1- 6	0- 2	0- 1	AWAY	0- 2	0- 0	1- 1				
0- 0	0- 0	0- 0	NEUTRAL	0- 0	0- 0	0- 0				

RPI 1-25					RPI 26-50					Team's RPI: 47					RPI 51-100					RPI 101+				
RPI	S	Opponent	Score		RPI	S	Opponent	Score		RPI	S	Opponent	Score		RPI	S	Opponent	Score						
2	H	Notre Dame	58	73	32	H	South Dakota St.	64	66	59	H	Iowa St.	88	76	124	A	North Dakota	75	60					
12	N	UCLA	65	78	35	A	Drake	76	81	62	H	UNI	88	39	148	H	Oral Roberts	96	76					
21	A	Maryland	81	100	36	A	Michigan	70	72	66	H	Northwestern	78	59	189	A	Illinois	65	70					
21	H	Maryland	82	98	38	N	James Madison	90	75	67	H	Minnesota	80	65	189	H	Illinois	78	58					
25	A	Ohio St.	81	88	41	H	Michigan St.	87	83	74	A	Penn St.	58	71	192	H	Hampton	84	51					
LAST 12 Division I GAMES:																								
90	A	Purdue	52	72	21	A	Maryland	81	100															
66	H	Northwestern	78	59	67	H	Minnesota	80	65															
25	A	Ohio St.	81	88	212	A	Rutgers	71	59															
41	H	Michigan St.	87	83	21	H	Maryland	82	98															
36	A	Michigan	70	72	189	H	Illinois	78	58															
212	H	Rutgers	71	57	74	A	Penn St.	58	71															

Non-Div I Games:

Iowa

■ Loss, 
■ Non-Conf, 
■ S Site, 
■ H Home 
■ A Away 
N Neutral

Average RPI Win: 154		WON-LOST	WINNING	LAST 10	STRENGTH OF	OPP. STRENGTH	TEAM	ADJ.	CONF.	ADJ CONF.
Average RPI Loss: 39		RECORD	PCT. RANK	GAMES	SCHEDULE	OF SCHEDULE	RPI	RPI	RPI	RPI
DIV. I ONLY		16- 11	117	6- 4	34	47	59	59	4	4
DIV. I NON-CONF.		9- 2	37	0- 0	70	267	58	58	3	3
TOTALS		RPI 1-25	RPI 26-50		W-L RECORDS		RPI 51-100	RPI 101-150	RPI 150+	
16- 11	1- 7	1- 1		OVERALL		5- 2	1- 1	8- 0		
14- 4	1- 4	1- 0		HOME		4- 0	1- 0	7- 0		
2- 7	0- 3	0- 1		AWAY		1- 2	0- 1	1- 0		
0- 0	0- 0	0- 0		NEUTRAL		0- 0	0- 0	0- 0		
9- 2	0- 1	1- 1		NON-CONFERENCE		2- 0	0- 0	6- 0		
9- 1	0- 1	1- 0		HOME		2- 0	0- 0	6- 0		
0- 1	0- 0	0- 1		AWAY		0- 0	0- 0	0- 0		
0- 0	0- 0	0- 0		NEUTRAL		0- 0	0- 0	0- 0		
7- 9	1- 6	0- 0		CONFERENCE		3- 2	1- 1	2- 0		
5- 3	1- 3	0- 0		HOME		2- 0	1- 0	1- 0		
2- 6	0- 3	0- 0		AWAY		1- 2	0- 1	1- 0		
0- 0	0- 0	0- 0		NEUTRAL		0- 0	0- 0	0- 0		

RPI	S	Opponent	Score	RPI	S	Opponent	Score	RPI	S	Opponent	Score	RPI	S	Opponent	Score
3	H	Mississippi St.	81 85	35	H	Drake	75 67	56	A	West Virginia	80 55	136	A	TCU	75 80
5	A	Baylor	42 68	47	A	Iowa	76 88	56	H	West Virginia	68 53	136	H	TCU	72 69
5	H	Baylor	52 83					62	H	UNI	76 68	166	A	Kansas	90 75
10	H	Texas	68 75					73	A	Oklahoma St.	59 71	166	H	Kansas	87 58
15	A	Oklahoma	63 78					82	H	Northern Ill.	97 89	198	H	Sacred Heart	76 56
15	H	Oklahoma	57 67					98	A	Texas Tech	66 75	202	H	New Orleans	100 63
18	A	Kansas St.	68 80					98	H	Texas Tech	79 68	234	H	UC Santa Barbara	77 60
18	H	Kansas St.	75 69									286	H	Savannah St.	74 51
												324	H	Arkansas St.	105 53
												348	H	Delaware St.	88 57
LAST 12 Division I GAMES:															
166	A	Kansas	90 75	136	H	TCU	72 69	15	A	Oklahoma	63 78				
56	H	West Virginia	68 53	18	H	Kansas St.	75 69	5	A	Baylor	42 68				
98	H	Texas Tech	79 68	5	A	Baylor	42 68	136	A	TCU	75 80				
18	A	Kansas St.	68 80	15	H	Oklahoma	57 67								
56	A	West Virginia	80 55												
5	H	Baylor	52 83												

Non-Div I Games:

Iowa St.

■ Loss, 
■ Non-Conf, S Site, 
■ Home 
■ Away 
N Neutral

Average RPI Win:	301	WON-LOST	WINNING	LAST 10	STRENGTH OF	OPP. STRENGTH	TEAM	ADJ.	CONF.	ADJ CONF.
Average RPI Loss:	252	RECORD	PCT. RANK	GAMES	SCHEDULE	OF SCHEDULE	RPI	RPI	RPI	RPI
DIV. I ONLY	4- 16	316	1- 9	343	348	346	346	30	30	
DIV. I NON-CONF.	2- 4	230	0- 0	346	342	329	329	30	30	
TOTALS	RPI 1-25	RPI 26-50	W-L RECORDS	RPI 51-100	RPI 101-150	RPI 150+				
4- 16	0- 0	0- 0	OVERALL	0- 0	0- 1	4- 15				
2- 6	0- 0	0- 0	HOME	0- 0	0- 0	2- 6				
1- 10	0- 0	0- 0	AWAY	0- 0	0- 0	1- 3				
1- 0	0- 0	0- 0	NEUTRAL	0- 0	0- 0	1- 0				
2- 4	0- 0	0- 0	NON-CONFERENCE	0- 0	0- 1	2- 3				
1- 0	0- 0	0- 0	HOME	0- 0	0- 0	1- 0				
0- 4	0- 0	0- 0	AWAY	0- 0	0- 1	0- 3				
1- 0	0- 0	0- 0	NEUTRAL	0- 0	0- 0	1- 0				
2- 12	0- 0	0- 0	CONFERENCE	0- 0	0- 0	2- 12				
1- 6	0- 0	0- 0	HOME	0- 0	0- 0	1- 6				
1- 6	0- 0	0- 0	AWAY	0- 0	0- 0	1- 6				
0- 0	0- 0	0- 0	NEUTRAL	0- 0	0- 0	0- 0				

RPI 1-25			RPI 26-50			RPI 51-100			RPI 101+ Team's RPI: 346		
RPI	S	Opponent	Score	RPI	S	Opponent	Score	RPI	S	Opponent	Score
								116	A	Ole Miss	41 89
								213	A	Alabama St.	64 73
								216	A	Grambling	85 90
								216	H	Grambling	57 60
								217	A	Texas Southern	52 62
								217	H	Texas Southern	63 66
								227	A	Southern U.	61 80
								227	H	Southern U.	56 85
								243	N	Saint Francis (PA)	88 84
								254	H	Ark.-Pine Bluff	71 78
								283	A	Prairie View	63 73
								283	H	Prairie View	74 60
								295	A	Nicholls St.	76 83
								299	A	Northwestern St.	65 83
								305	H	Mississippi Val.	57 62
								308	A	Alcorn	51 74
								308	H	Alcorn	53 70
								327	H	Southeastern La.	83 66
								328	A	Fla. Atlantic	58 67
								349	A	Alabama A&M	64 54
LAST 12 Division I GAMES:											
								216	H	Grambling	57 60
								305	H	Mississippi Val.	57 62
								216	A	Grambling	85 90
								217	A	Texas Southern	52 62
								283	A	Prairie View	63 73
								308	H	Alcorn	53 70
								227	H	Southern U.	56 85
								254	H	Ark.-Pine Bluff	71 78

Non-Div I Games: Blue Mountain 86 54 LeMoyne-Owen 88 67 Lane 57 52 Fisk 93 54 Jackson St.



# Jacksonville

Through Games Of Feb. 21, 2017

Average RPI Win:	253	WON-LOST	WINNING	LAST 10	STRENGTH OF	OPP. STRENGTH	TEAM	ADJ.	CONF.	ADJ CONF.
Average RPI Loss:	75	RECORD	PCT. RANK	GAMES	SCHEDULE	OF SCHEDULE	RPI	RPI	RPI	RPI
DIV. I ONLY	18- 7	59	7- 3	190	216	94	94	24	24	
DIV. I NON-CONF.	8- 4	97	0- 0	115	136	70	70	24	24	
TOTALS	RPI 1-25	RPI 26-50	W-L RECORDS	RPI 51-100	RPI 101-150	RPI 150+				
18- 7	0- 1	0- 2	OVERALL	1- 1	2- 3	15- 0				
10- 1	0- 0	0- 0	HOME	1- 0	1- 1	8- 0				
6- 5	0- 1	0- 2	AWAY	0- 1	0- 1	6- 0				
2- 1	0- 0	0- 0	NEUTRAL	0- 0	1- 1	1- 0				
8- 4	0- 1	0- 2	NON-CONFERENCE	0- 0	2- 1	6- 0				
4- 0	0- 0	0- 0	HOME	0- 0	1- 0	3- 0				
2- 3	0- 1	0- 2	AWAY	0- 0	0- 0	2- 0				
2- 1	0- 0	0- 0	NEUTRAL	0- 0	1- 1	1- 0				
10- 3	0- 0	0- 0	CONFERENCE	1- 1	0- 2	9- 0				
6- 1	0- 0	0- 0	HOME	1- 0	0- 1	5- 0				
4- 2	0- 0	0- 0	AWAY	0- 1	0- 1	4- 0				
0- 0	0- 0	0- 0	NEUTRAL	0- 0	0- 0	0- 0				

RPI 1-25			RPI 26-50			RPI 51-100			Team's RPI: 94	RPI 101+		
RPI	S	Opponent	Score	RPI	S	Opponent	Score	RPI	S	Opponent	Score	
11	A	Florida St.	47 90	34	A	South Fla.	52 64	97	A	FGCU	57 60	101 N UC Davis 61 54
				42	A	Auburn	41 53	97	H	FGCU	73 65	105 H Troy 77 70
												107 N North Carolina 57 87
												117 A Stetson 47 57
												117 H Stetson 49 65
												193 H Bethune-Cookman 69 63
												241 H South Ala. 62 55
												267 N Wofford 66 60
												276 A Kennesaw St. 74 62
												276 H Kennesaw St. 72 48
												285 A FIU 71 56
												286 A Savannah St. 55 40
												291 A Lipscomb 73 67
												291 H Lipscomb 84 60
												295 H Nicholls St. 76 71
												298 H North Florida 68 58
												314 A NJIT 75 56
												314 H NJIT 75 59
												316 A USC Upstate 65 47
												316 H USC Upstate 59 46
LAST 12 Division I GAMES:												
276	A	Kennesaw St.	74 62	117	H	Stetson	49 65					
291	A	Lipscomb	73 67	97	A	FGCU	57 60					
316	H	USC Upstate	59 46	291	H	Lipscomb	84 60					
314	H	NJIT	75 59	276	H	Kennesaw St.	72 48					
117	A	Stetson	47 57	314	A	NJIT	75 56					
97	H	FGCU	73 65	316	A	USC Upstate	65 47					

Non-Div I Games: Thomas (GA) 100 43 Johnson & Wales (FI110 31 Fla. Memorial 76 51

Jacksonville

Loss, Non-Conf, S Site, H Home A Away N Neutral

Average RPI Win:	273	WON-LOST	WINNING	LAST 10	STRENGTH OF	OPP. STRENGTH	TEAM	ADJ.	CONF.	ADJ CONF.
Average RPI Loss:	191	RECORD	PCT. RANK	GAMES	SCHEDULE	OF SCHEDULE	RPI	RPI	RPI	RPI
DIV. I ONLY	11- 14	208	4- 6	293	270	248	248	26	26	
DIV. I NON-CONF.	6- 5	148	0- 0	311	260	203	203	26	26	
TOTALS	RPI 1-25	RPI 26-50	W-L RECORDS	RPI 51-100	RPI 101-150	RPI 150+				
11- 14	0- 1	0- 0	OVERALL	0- 2	0- 2	11- 9				
6- 5	0- 0	0- 0	HOME	0- 1	0- 1	6- 3				
4- 9	0- 1	0- 0	AWAY	0- 1	0- 1	4- 6				
1- 0	0- 0	0- 0	NEUTRAL	0- 0	0- 0	1- 0				
6- 5	0- 1	0- 0	NON-CONFERENCE	0- 0	0- 2	6- 2				
2- 2	0- 0	0- 0	HOME	0- 0	0- 1	2- 1				
3- 3	0- 1	0- 0	AWAY	0- 0	0- 1	3- 1				
1- 0	0- 0	0- 0	NEUTRAL	0- 0	0- 0	1- 0				
5- 9	0- 0	0- 0	CONFERENCE	0- 2	0- 0	5- 7				
4- 3	0- 0	0- 0	HOME	0- 1	0- 0	4- 2				
1- 6	0- 0	0- 0	AWAY	0- 1	0- 0	1- 5				
0- 0	0- 0	0- 0	NEUTRAL	0- 0	0- 0	0- 0				

RPI 1-25				RPI 26-50				RPI 51-100				RPI 101+ Team's RPI: 248			
RPI	S	Opponent	Score	RPI	S	Opponent	Score	RPI	S	Opponent	Score	RPI	S	Opponent	Score
11	A	Florida St.	62 73					61	A	Belmont	52 61	108	H	Clemson	63 69
								61	H	Belmont	53 54	116	A	Ole Miss	50 68
												175	H	Morehead St.	69 68
												202	H	New Orleans	79 81
												204	A	SIUE	62 69
												228	H	Ga. Southern	67 55
												235	A	UT Martin	83 94
												246	H	Murray St.	64 71
												261	A	Tennessee St.	51 64
												261	H	Tennessee St.	69 56
												269	A	Tennessee Tech	54 56
												269	H	Tennessee Tech	57 44
												274	H	Austin Peay	65 45
												276	A	Kennesaw St.	65 59
												279	H	Southeast Mo. St.	58 65
												286	A	Savannah St.	64 57
												295	H	Nicholls St.	75 52
												296	A	Eastern Ill.	67 71
												297	A	Eastern Ky.	54 49
												308	A	Alcorn	70 66
												328	A	Fla. Atlantic	55 63
												335	N	Florida A&M	66 54
LAST 12 Division I GAMES:															
269	H	Tennessee Tech	57 44	297	A	Eastern Ky.	54 49								
261	H	Tennessee St.	69 56	261	A	Tennessee St.	51 64								
61	A	Belmont	52 61	61	H	Belmont	53 54								
204	A	SIUE	62 69	269	A	Tennessee Tech	54 56								
279	H	Southeast Mo. St.	58 65	274	H	Austin Peay	65 45								
175	H	Morehead St.	69 68	246	H	Murray St.	64 71								

Non-Div I Games: Brewton Parker 89 26

Jacksonville St.

■ Loss, 
 ■ Non-Conf, 
 ■ S Site, 
 ■ Home 
 ■ A Away 
 N Neutral

Average RPI Win:	155	WON-LOST	WINNING	LAST 10	STRENGTH OF	OPP. STRENGTH	TEAM	ADJ.	CONF.	ADJ CONF.
Average RPI Loss:	94	RECORD	PCT. RANK	GAMES	SCHEDULE	OF SCHEDULE	RPI	RPI	RPI	RPI
DIV. I ONLY	20- 6	33	9- 1	105	72	38	38	9	9	
DIV. I NON-CONF.	7- 4	114	0- 0	114	16	75	75	8	8	
TOTALS	RPI 1-25	RPI 26-50	W-L RECORDS	RPI 51-100	RPI 101-150	RPI 150+				
20- 6	0- 2	2- 1	OVERALL	2- 1	4- 0	12- 2				
9- 2	0- 1	1- 0	HOME	2- 0	1- 0	5- 1				
10- 3	0- 1	1- 0	AWAY	0- 1	3- 0	6- 1				
1- 1	0- 0	0- 1	NEUTRAL	0- 0	0- 0	1- 0				
7- 4	0- 2	0- 1	NON-CONFERENCE	1- 1	1- 0	5- 0				
3- 1	0- 1	0- 0	HOME	1- 0	0- 0	2- 0				
3- 2	0- 1	0- 0	AWAY	0- 1	1- 0	2- 0				
1- 1	0- 0	0- 1	NEUTRAL	0- 0	0- 0	1- 0				
13- 2	0- 0	2- 0	CONFERENCE	1- 0	3- 0	7- 2				
6- 1	0- 0	1- 0	HOME	1- 0	1- 0	3- 1				
7- 1	0- 0	1- 0	AWAY	0- 0	2- 0	4- 1				
0- 0	0- 0	0- 0	NEUTRAL	0- 0	0- 0	0- 0				

RPI 1-25				RPI 26-50				Team's RPI: 38		RPI 51-100				RPI 101+			
RPI	S	Opponent	Score	RPI	S	Opponent	Score		RPI	S	Opponent	Score	RPI	S	Opponent	Score	
11	A	Florida St.	64 84	26	A	Elon	76 70		54	H	Drexel	54 47	102	A	Saint Joseph's	85 72	
22	H	Tennessee	69 81	26	H	Elon	61 54		60	H	Wake Forest	83 76	129	A	Delaware	66 51	
				47	N	Iowa	75 90		72	A	St. John's (NY)	63 74	129	H	Delaware	77 42	
													150	A	William & Mary	79 64	
													152	N	Idaho St.	83 53	
													153	A	Northeastern	67 49	
													153	H	Northeastern	74 54	
													180	A	Hofstra	61 50	
													180	H	Hofstra	93 57	
													192	H	Hampton	71 50	
													196	A	Col. of Charleston	84 78	
													206	A	Towson	51 54	
													206	H	Towson	55 60	
													212	A	Rutgers	82 76	
													223	A	UNCW	70 59	
													223	H	UNCW	73 51	
													232	A	Liberty	62 48	
													326	H	St. Francis Brooklyn	83 57	
LAST 12 Division I GAMES:																	
196	A	Col. of Charleston	84 78	150	A	William & Mary	79 64										
223	A	UNCW	70 59	54	H	Drexel	54 47										
26	H	Elon	61 54	206	H	Towson	55 60										
129	H	Delaware	77 42	26	A	Elon	76 70										
153	A	Northeastern	67 49	153	H	Northeastern	74 54										
180	A	Hofstra	61 50	129	A	Delaware	66 51										

Non-Div I Games:

James Madison

■ Loss, 
 ■ Non-Conf, S Site, 
 ■ Home 
 ■ Away 
 N Neutral

Average RPI Win:	147	WON-LOST	WINNING	LAST 10	STRENGTH OF	OPP. STRENGTH	TEAM	ADJ.	CONF.	ADJ CONF.
Average RPI Loss:	59	RECORD	PCT. RANK	GAMES	SCHEDULE	OF SCHEDULE	RPI	RPI	RPI	RPI
DIV. I ONLY	8- 19	280	2- 8	27	17	166	166	4	4	
DIV. I NON-CONF.	6- 5	148	0- 0	67	100	136	136	3	3	
TOTALS	RPI 1-25	RPI 26-50	W-L RECORDS	RPI 51-100	RPI 101-150	RPI 150+				
8- 19	0- 8	0- 1	OVERALL	2- 6	3- 3	3- 1				
7- 9	0- 3	0- 1	HOME	2- 3	3- 1	2- 1				
1- 10	0- 5	0- 0	AWAY	0- 3	0- 2	1- 0				
0- 0	0- 0	0- 0	NEUTRAL	0- 0	0- 0	0- 0				
6- 5	0- 1	0- 1	NON-CONFERENCE	0- 1	3- 1	3- 1				
5- 3	0- 0	0- 1	HOME	0- 1	3- 0	2- 1				
1- 2	0- 1	0- 0	AWAY	0- 0	0- 1	1- 0				
0- 0	0- 0	0- 0	NEUTRAL	0- 0	0- 0	0- 0				
2- 14	0- 7	0- 0	CONFERENCE	2- 5	0- 2	0- 0				
2- 6	0- 3	0- 0	HOME	2- 2	0- 1	0- 0				
0- 8	0- 4	0- 0	AWAY	0- 3	0- 1	0- 0				
0- 0	0- 0	0- 0	NEUTRAL	0- 0	0- 0	0- 0				

RPI	S	Opponent	Score	RPI	S	Opponent	Score	RPI	S	Opponent	Score	RPI	S	Opponent	Score	Team's RPI: 166
5	A	Baylor	43 90	27	H	Harvard	59 69	56	H	West Virginia	51 62	111	H	Arizona	75 51	
5	H	Baylor	43 92					59	A	Iowa St.	58 87	122	A	Alabama	65 71	
10	A	Texas	42 75					59	H	Iowa St.	75 90	124	H	North Dakota	76 71	
10	H	Texas	54 66					73	A	Oklahoma St.	70 74	136	A	TCU	68 83	
15	A	Oklahoma	52 89					73	H	Oklahoma St.	67 49	136	H	TCU	68 80	
15	H	Oklahoma	54 84					92	H	SMU	63 75	148	H	Oral Roberts	64 56	
18	A	Kansas St.	60 73					98	A	Texas Tech	60 75	151	A	Memphis	68 58	
19	A	Creighton	49 69					98	H	Texas Tech	66 60	157	H	Missouri St.	64 87	
LAST 12 Division I GAMES:																
59	H	Iowa St.	75 90	98	H	Texas Tech	66 60	73	A	Oklahoma St.	70 74					
98	A	Texas Tech	60 75	136	A	TCU	68 83	56	H	West Virginia	51 62					
10	A	Texas	42 75	5	H	Baylor	43 92	18	A	Kansas St.	60 73					
73	H	Oklahoma St.	67 49													
136	H	TCU	68 80													
15	A	Oklahoma	52 89													

Non-Div I Games:

Kansas

■ Loss, 
■ Non-Conf, 
■ S Site, 
■ H Home 
■ A Away 
N Neutral

Average RPI Win: 115		WON-LOST	WINNING	LAST 10	STRENGTH OF	OPP. STRENGTH	TEAM	ADJ.	CONF.	ADJ CONF.
Average RPI Loss: 27		RECORD	PCT. RANK	GAMES	SCHEDULE	OF SCHEDULE	RPI	RPI	RPI	RPI
DIV. I ONLY		20- 8	65	6- 4	24	6	18	18	4	4
DIV. I NON-CONF.		10- 2	32	0- 0	63	21	23	23	3	3
TOTALS		RPI 1-25	RPI 26-50		W-L RECORDS		RPI 51-100	RPI 101-150	RPI 150+	
20- 8	1- 5	3- 0		OVERALL		6- 3	6- 0	4- 0		
13- 2	1- 2	1- 0		HOME		4- 0	4- 0	3- 0		
4- 6	0- 3	0- 0		AWAY		2- 3	2- 0	0- 0		
3- 0	0- 0	2- 0		NEUTRAL		0- 0	0- 0	1- 0		
10- 2	0- 1	3- 0		NON-CONFERENCE		0- 1	4- 0	3- 0		
6- 1	0- 1	1- 0		HOME		0- 0	3- 0	2- 0		
1- 1	0- 0	0- 0		AWAY		0- 1	1- 0	0- 0		
3- 0	0- 0	2- 0		NEUTRAL		0- 0	0- 0	1- 0		
10- 6	1- 4	0- 0		CONFERENCE		6- 2	2- 0	1- 0		
7- 1	1- 1	0- 0		HOME		4- 0	1- 0	1- 0		
3- 5	0- 3	0- 0		AWAY		2- 2	1- 0	0- 0		
0- 0	0- 0	0- 0		NEUTRAL		0- 0	0- 0	0- 0		

RPI	S	Opponent	Score	RPI	S	Opponent	Score	RPI	S	Opponent	Score	RPI	S	Opponent	Score
1	H	UConn	58 75	29	N	LSU	69 54	56	A	West Virginia	59 66	104	H	UT Arlington	62 49
5	A	Baylor	57 87	37	N	North Carolina St.	67 50	56	H	West Virginia	86 71	110	H	Princeton	60 42
5	H	Baylor	49 91	42	H	Auburn	71 66	59	A	Iowa St.	69 75	131	H	Lamar University	68 43
10	A	Texas	58 63					59	H	Iowa St.	80 68	136	A	TCU	68 65
15	A	Oklahoma	80 85					62	A	UNI	59 67	136	H	TCU	74 63
15	H	Oklahoma	79 71					73	A	Oklahoma St.	63 43	149	A	Omaha	70 57
								73	H	Oklahoma St.	74 69	159	H	Tulsa	82 62
								98	A	Texas Tech	65 53	166	H	Kansas	73 60
								98	H	Texas Tech	68 54	301	N	UTEP	61 40
												337	H	Chicago St.	83 33
LAST 12 Division I GAMES:															
15	H	Oklahoma	79 71	73	H	Oklahoma St.	74 69								
136	A	TCU	68 65	5	H	Baylor	49 91								
56	A	West Virginia	59 66	59	A	Iowa St.	69 75								
59	H	Iowa St.	80 68	136	H	TCU	74 63								
10	A	Texas	58 63	73	A	Oklahoma St.	63 43								
98	A	Texas Tech	65 53	166	H	Kansas	73 60								

Non-Div I Games:

Kansas St.

Average RPI Win:	304	WON-LOST	WINNING	LAST 10	STRENGTH OF	OPP. STRENGTH	TEAM	ADJ.	CONF.	ADJ CONF.
Average RPI Loss:	154	RECORD	PCT. RANK	GAMES	SCHEDULE	OF SCHEDULE	RPI	RPI	RPI	RPI
DIV. I ONLY	8- 19	280	6- 4	186	261	276	276	24	24	
DIV. I NON-CONF.	1- 13	334	0- 0	219	243	337	337	24	24	
TOTALS	RPI 1-25	RPI 26-50	W-L RECORDS	RPI 51-100	RPI 101-150	RPI 150+				
8- 19	0- 1	0- 0	OVERALL	0- 8	0- 2	8- 8				
4- 8	0- 1	0- 0	HOME	0- 3	0- 1	4- 3				
4- 8	0- 0	0- 0	AWAY	0- 0	0- 0	4- 0				
0- 3	0- 0	0- 0	NEUTRAL	0- 0	0- 0	0- 3				
1- 13	0- 1	0- 0	NON-CONFERENCE	0- 4	0- 0	1- 8				
1- 5	0- 1	0- 0	HOME	0- 1	0- 0	1- 3				
0- 5	0- 0	0- 0	AWAY	0- 3	0- 0	0- 2				
0- 3	0- 0	0- 0	NEUTRAL	0- 0	0- 0	0- 3				
7- 6	0- 0	0- 0	CONFERENCE	0- 4	0- 2	7- 0				
3- 3	0- 0	0- 0	HOME	0- 2	0- 1	3- 0				
4- 3	0- 0	0- 0	AWAY	0- 2	0- 1	4- 0				
0- 0	0- 0	0- 0	NEUTRAL	0- 0	0- 0	0- 0				

RPI 1-25				RPI 26-50				RPI 51-100				RPI 101+ Team's RPI: 276			
RPI	S	Opponent	Score	RPI	S	Opponent	Score	RPI	S	Opponent	Score	RPI	S	Opponent	Score
24	H	Temple	38 79					53	H	Georgia Tech	49 86	117	A	Stetson	43 60
								87	A	Georgia	40 82	117	H	Stetson	56 65
								91	A	Vanderbilt	54 86	175	H	Morehead St.	50 71
								94	A	Jacksonville	48 72	186	N	Xavier	52 75
								94	H	Jacksonville	62 74	236	N	Portland St.	61 71
								95	A	Mercer	46 61	247	A	Georgia St.	59 62
								97	A	FGCU	35 69	248	H	Jacksonville St.	59 65
								97	H	FGCU	56 75	267	H	Wofford	49 78
												274	A	Austin Peay	49 68
												286	H	Savannah St.	72 60
												291	A	Lipscomb	70 55
												298	A	North Florida	67 61
												298	H	North Florida	52 48
												314	A	NJIT	66 56
												314	H	NJIT	75 64
												316	A	USC Upstate	79 71
												316	H	USC Upstate	74 67
												324	N	Arkansas St.	67 70
LAST 12 Division I GAMES:															
94	H	Jacksonville	62 74	314	H	NJIT	75 64								
298	H	North Florida	52 48	316	A	USC Upstate	79 71								
117	A	Stetson	43 60	298	A	North Florida	67 61								
97	A	FGCU	35 69	94	A	Jacksonville	48 72								
314	A	NJIT	66 56	97	H	FGCU	56 75								
316	H	USC Upstate	74 67	117	H	Stetson	56 65								

Non-Div I Games:

Kennesaw St.

Average RPI Win:	202	WON-LOST	WINNING	LAST 10	STRENGTH OF	OPP. STRENGTH	TEAM	ADJ.	CONF.	ADJ CONF.
Average RPI Loss:	87	RECORD	PCT. RANK	GAMES	SCHEDULE	OF SCHEDULE	RPI	RPI	RPI	RPI
DIV. I ONLY	15- 11	132	8- 2	70	141	100	100	10	10	
DIV. I NON-CONF.	6- 6	165	0- 0	88	201	140	140	11	11	
TOTALS	RPI 1-25	RPI 26-50	W-L RECORDS	RPI 51-100	RPI 101-150	RPI 150+				
15- 11	0- 1	2- 2	OVERALL	2- 5	1- 1	10- 2				
9- 3	0- 0	1- 1	HOME	1- 1	0- 0	7- 1				
5- 6	0- 0	1- 1	AWAY	0- 3	1- 1	3- 1				
1- 2	0- 1	0- 0	NEUTRAL	1- 1	0- 0	0- 0				
6- 6	0- 1	0- 1	NON-CONFERENCE	1- 2	1- 0	4- 2				
4- 1	0- 0	0- 0	HOME	0- 0	0- 0	4- 1				
1- 3	0- 0	0- 1	AWAY	0- 1	1- 0	0- 1				
1- 2	0- 1	0- 0	NEUTRAL	1- 1	0- 0	0- 0				
9- 5	0- 0	2- 1	CONFERENCE	1- 3	0- 1	6- 0				
5- 2	0- 0	1- 1	HOME	1- 1	0- 0	3- 0				
4- 3	0- 0	1- 0	AWAY	0- 2	0- 1	3- 0				
0- 0	0- 0	0- 0	NEUTRAL	0- 0	0- 0	0- 0				

RPI 1-25				RPI 26-50				RPI 51-100				Team's RPI: 100	RPI 101+			
RPI	S	Opponent	Score	RPI	S	Opponent	Score	RPI	S	Opponent	Score		RPI	S	Opponent	Score
5	N	Baylor	42 84	40	H	Central Mich.	78 91	57	N	Western Ky.	73 79		130	A	Ball St.	47 71
				47	A	Iowa	48 83	67	A	Minnesota	62 92		138	A	Wright St.	79 69
				49	A	Ohio	68 65	79	A	Buffalo	62 77		160	A	Detroit Mercy	52 73
				49	H	Ohio	83 77	82	A	Northern Ill.	72 93		176	A	Western Mich.	71 67
								82	H	Northern Ill.	97 98		209	H	Robert Morris	65 68
								84	H	Toledo	70 60		221	H	Bradley	77 52
								97	N	FGCU	77 64		222	A	Akron	72 58
													238	H	Miami (OH)	84 66
													258	H	Bowling Green	80 78
													287	A	Eastern Mich.	86 67
													287	H	Eastern Mich.	83 65
													297	H	Eastern Ky.	80 67
													310	H	Youngstown St.	75 60
													322	H	Fort Wayne	66 55
LAST 12 Division I GAMES:																
				49	H	Ohio	83 77	82	A	Northern Ill.	72 93					
				222	A	Akron	72 58	84	H	Toledo	70 60					
				287	H	Eastern Mich.	83 65	176	A	Western Mich.	71 67					
				79	A	Buffalo	62 77	49	A	Ohio	68 65					
				238	H	Miami (OH)	84 66	82	H	Northern Ill.	97 98					
				258	H	Bowling Green	80 78	287	A	Eastern Mich.	86 67					

Non-Div I Games:

Kent St.

■ Loss, 
 ■ Non-Conf, S Site, 
 ■ Home 
 ■ Away 
 N Neutral

Average RPI Win: 93		WON-LOST	WINNING	LAST 10	STRENGTH OF	OPP. STRENGTH	TEAM	ADJ.	CONF.	ADJ CONF.
Average RPI Loss: 25		RECORD	PCT. RANK	GAMES	SCHEDULE	OF SCHEDULE	RPI	RPI	RPI	RPI
DIV. I ONLY		19- 8	67	8- 2	4	9	14	14	2	2
DIV. I NON-CONF.		9- 4	85	0- 0	4	24	17	17	2	2
TOTALS		RPI 1-25	RPI 26-50		W-L RECORDS		RPI 51-100	RPI 101-150	RPI 150+	
19- 8	3- 6	2- 1		OVERALL		7- 1	5- 0	2- 0		
14- 3	3- 2	0- 1		HOME		6- 0	3- 0	2- 0		
5- 5	0- 4	2- 0		AWAY		1- 1	2- 0	0- 0		
0- 0	0- 0	0- 0		NEUTRAL		0- 0	0- 0	0- 0		
9- 4	2- 2	0- 1		NON-CONFERENCE		3- 1	2- 0	2- 0		
9- 1	2- 0	0- 1		HOME		3- 0	2- 0	2- 0		
0- 3	0- 2	0- 0		AWAY		0- 1	0- 0	0- 0		
0- 0	0- 0	0- 0		NEUTRAL		0- 0	0- 0	0- 0		
10- 4	1- 4	2- 0		CONFERENCE		4- 0	3- 0	0- 0		
5- 2	1- 2	0- 0		HOME		3- 0	1- 0	0- 0		
5- 2	0- 2	2- 0		AWAY		1- 0	2- 0	0- 0		
0- 0	0- 0	0- 0		NEUTRAL		0- 0	0- 0	0- 0		

RPI	S	Opponent	Score	RPI	S	Opponent	Score	RPI	S	Opponent	Score	RPI	S	Opponent	Score
4	H	South Carolina	63 75	28	H	Arizona St.	71 73	70	H	New Hampshire	92 43	116	H	Ole Miss	89 57
7	A	Duke	54 69	29	A	LSU	55 42	76	H	Middle Tenn.	61 48	122	A	Alabama	71 54
13	A	Louisville	67 69	42	A	Auburn	64 60	80	A	Colorado	69 79	132	H	Radford	59 36
15	H	Oklahoma	82 68					81	H	Florida	67 48	142	H	Albany (NY)	70 46
16	H	Miami (FL)	82 66					87	A	Georgia	66 56	143	A	Arkansas	69 62
20	H	Texas A&M	68 77					87	H	Georgia	82 61	175	H	Morehead St.	74 47
22	A	Tennessee	65 72					91	H	Vanderbilt	71 63	230	H	Samford	80 57
23	A	Missouri	67 73					96	H	Washington St.	69 67				
23	H	Missouri	64 62												
LAST 12 Division I GAMES:															
81	H	Florida	67 48	116	H	Ole Miss	89 57								
143	A	Arkansas	69 62	42	A	Auburn	64 60								
87	A	Georgia	66 56	29	A	LSU	55 42								
91	H	Vanderbilt	71 63	87	H	Georgia	82 61								
4	H	South Carolina	63 75	122	A	Alabama	71 54								
23	A	Missouri	67 73	20	H	Texas A&M	68 77								

Non-Div I Games:

Kentucky

■ Loss, 
■ Non-Conf, S Site, 
■ Home 
■ Away 
N Neutral



Average RPI Win: 303		WON-LOST	WINNING	LAST 10	STRENGTH OF	OPP. STRENGTH	TEAM	ADJ.	CONF.	ADJ CONF.
Average RPI Loss: 226		RECORD	PCT. RANK	GAMES	SCHEDULE	OF SCHEDULE	RPI	RPI	RPI	RPI
DIV. I ONLY		5- 22	322	2- 6	282	347	334	334	31	31
DIV. I NON-CONF.		1- 10	325	0- 1	159	303	326	326	32	32
TOTALS		RPI 1-25	RPI 26-50	W-L RECORDS	RPI 51-100	RPI 101-150	RPI 150+			
5- 22	0- 1		0- 0	OVERALL	0- 0	0- 2	5- 19			
3- 11	0- 0		0- 0	HOME	0- 0	0- 1	3- 10			
2- 9	0- 1		0- 0	AWAY	0- 0	0- 0	2- 8			
0- 2	0- 0		0- 0	NEUTRAL	0- 0	0- 1	0- 1			
1- 10	0- 1		0- 0	NON-CONFERENCE	0- 0	0- 2	1- 7			
1- 4	0- 0		0- 0	HOME	0- 0	0- 1	1- 3			
0- 4	0- 1		0- 0	AWAY	0- 0	0- 0	0- 3			
0- 2	0- 0		0- 0	NEUTRAL	0- 0	0- 1	0- 1			
4- 12	0- 0		0- 0	CONFERENCE	0- 0	0- 0	4- 12			
2- 7	0- 0		0- 0	HOME	0- 0	0- 0	2- 7			
2- 5	0- 0		0- 0	AWAY	0- 0	0- 0	2- 5			
0- 0	0- 0		0- 0	NEUTRAL	0- 0	0- 0	0- 0			

[illegible]

Non-Div I Games:

LIU Brooklyn

■ Loss, ■ Non-Conf, S Site, H Home A Away N Neutral

Average RPI Win:	126	WON-LOST	WINNING	LAST 10	STRENGTH OF	OPP. STRENGTH	TEAM	ADJ.	CONF.	ADJ CONF.
Average RPI Loss:	29	RECORD	PCT. RANK	GAMES	SCHEDULE	OF SCHEDULE	RPI	RPI	RPI	RPI
DIV. I ONLY	18- 9	80	4- 6	22	13	29	29	2	2	
DIV. I NON-CONF.	11- 2	23	0- 0	57	25	28	28	2	2	
TOTALS	RPI 1-25	RPI 26-50	W-L RECORDS	RPI 51-100	RPI 101-150	RPI 150+				
18- 9	2- 7	3- 0	OVERALL	2- 2	6- 0	5- 0				
12- 3	2- 3	2- 0	HOME	2- 0	3- 0	3- 0				
3- 5	0- 0	0- 0	AWAY	0- 0	2- 0	1- 0				
3- 1	0- 1	1- 0	NEUTRAL	0- 0	1- 0	1- 0				
11- 2	0- 2	3- 0	NON-CONFERENCE	1- 0	2- 0	5- 0				
7- 1	0- 1	2- 0	HOME	1- 0	1- 0	3- 0				
1- 0	0- 0	0- 0	AWAY	0- 0	0- 0	1- 0				
3- 1	0- 1	1- 0	NEUTRAL	0- 0	1- 0	1- 0				
7- 7	2- 5	0- 0	CONFERENCE	1- 2	4- 0	0- 0				
5- 2	2- 2	0- 0	HOME	1- 0	2- 0	0- 0				
2- 5	0- 3	0- 0	AWAY	0- 2	2- 0	0- 0				
0- 0	0- 0	0- 0	NEUTRAL	0- 0	0- 0	0- 0				

RPI S	Opponent	Score	RPI S	Opponent	Score	Team's RPI: 29	RPI S	Opponent	Score	RPI S	Opponent	Score	RPI S	Opponent	Score
1	H UConn	53 76	37	N North Carolina St.	59 58		60	H Wake Forest	60 57	107	N North Carolina	70 43			
3	A Mississippi St.	48 74	44	H Tulane	69 51		81	H Florida	78 67	116	A Ole Miss	62 51			
4	H South Carolina	61 84	48	H Little Rock	69 49		87	A Georgia	65 70	122	H Alabama	48 41			
14	H Kentucky	42 55					91	A Vanderbilt	68 70	136	H TCU	67 61			
18	N Kansas St.	54 69								143	A Arkansas	53 52			
20	A Texas A&M	52 54								143	H Arkansas	53 46			
20	H Texas A&M	67 63								161	A Louisiana Tech	77 73			
22	A Tennessee	58 77								168	H Rice	66 55			
23	H Missouri	80 71								213	H Alabama St.	93 40			
										301	N UTEP	78 45			
										344	H Sam Houston St.	89 41			
LAST 12 Division I GAMES:															
87	A Georgia	65 70	143	H Arkansas	53 46										
20	H Texas A&M	67 63	20	A Texas A&M	52 54										
91	A Vanderbilt	68 70	14	H Kentucky	42 55										
116	A Ole Miss	62 51	4	H South Carolina	61 84										
122	H Alabama	48 41	23	H Missouri	80 71										
22	A Tennessee	58 77	143	A Arkansas	53 52										

Non-Div I Games:

LSU

■ Loss, 
■ Non-Conf, 
■ S Site, 
■ H Home 
■ A Away 
N Neutral

Average RPI Win:	236	WON-LOST	WINNING	LAST 10	STRENGTH OF	OPP. STRENGTH	TEAM	ADJ.	CONF.	ADJ CONF.
Average RPI Loss:	105	RECORD	PCT. RANK	GAMES	SCHEDULE	OF SCHEDULE	RPI	RPI	RPI	RPI
DIV. I ONLY	16- 11	117	7- 3	244	133	165	165	12	12	
DIV. I NON-CONF.	7- 5	137	0- 1	216	192	166	166	12	12	
TOTALS	RPI 1-25	RPI 26-50	W-L RECORDS	RPI 51-100	RPI 101-150	RPI 150+				
16- 11	0- 1	0- 2	OVERALL	2- 1	0- 6	14- 1				
7- 6	0- 0	0- 2	HOME	0- 0	0- 3	7- 1				
8- 5	0- 1	0- 0	AWAY	2- 1	0- 3	6- 0				
1- 0	0- 0	0- 0	NEUTRAL	0- 0	0- 0	1- 0				
7- 5	0- 1	0- 1	NON-CONFERENCE	1- 1	0- 1	6- 1				
4- 2	0- 0	0- 1	HOME	0- 0	0- 0	4- 1				
2- 3	0- 1	0- 0	AWAY	1- 1	0- 1	1- 0				
1- 0	0- 0	0- 0	NEUTRAL	0- 0	0- 0	1- 0				
9- 6	0- 0	0- 1	CONFERENCE	1- 0	0- 5	8- 0				
3- 4	0- 0	0- 1	HOME	0- 0	0- 3	3- 0				
6- 2	0- 0	0- 0	AWAY	1- 0	0- 2	5- 0				
0- 0	0- 0	0- 0	NEUTRAL	0- 0	0- 0	0- 0				

RPI 1-25				RPI 26-50				RPI 51-100				RPI 101+				Team's RPI: 165	
RPI	S	Opponent	Score	RPI	S	Opponent	Score	RPI	S	Opponent	Score	RPI	S	Opponent	Score		
24	A	Temple	70 86	27	H	Harvard	64 66	51	A	Dayton	54 51	102	A	Saint Joseph's	58 67		
				46	H	George Washington	65 79	55	A	Villanova	49 52	102	H	Saint Joseph's	55 75		
								85	A	Penn	58 56	103	H	Saint Louis	74 79		
												109	A	Rider	61 74		
												134	H	Duquesne	68 76		
												135	A	VCU	56 61		
												183	H	Fairfield	68 61		
												185	H	George Mason	59 57		
												210	H	American	63 59		
												223	A	UNCW	64 48		
												224	A	Richmond	63 58		
												233	A	St. Bonaventure	57 45		
												238	N	Miami (OH)	79 70		
												277	A	Davidson	65 58		
												293	A	Massachusetts	57 52		
												293	H	Massachusetts	68 64		
												304	A	Rhode Island	58 49		
												304	H	Rhode Island	70 51		
												319	H	UMKC	64 59		
												320	H	Lafayette	49 56		
												348	H	Delaware St.	78 38		
LAST 12 Division I GAMES:																	
293	A	Massachusetts	57 52	185	H	George Mason	59 57										
103	H	Saint Louis	74 79	293	H	Massachusetts	68 64										
102	A	Saint Joseph's	58 67	277	A	Davidson	65 58										
233	A	St. Bonaventure	57 45	224	A	Richmond	63 58										
46	H	George Washington	65 79	102	H	Saint Joseph's	55 75										
304	A	Rhode Island	58 49	27	H	Harvard	64 66										

Non-Div I Games:

La Salle

■ Loss, 
■ Non-Conf, 
■ S Site, 
■ H Home 
■ A Away 
N Neutral

Average RPI Win:	305	WON-LOST	WINNING	LAST 10	STRENGTH OF	OPP. STRENGTH	TEAM	ADJ.	CONF.	ADJ CONF.
Average RPI Loss:	186	RECORD	PCT. RANK	GAMES	SCHEDULE	OF SCHEDULE	RPI	RPI	RPI	RPI
DIV. I ONLY	3- 20	331	2- 8	254	275	329	329	21	21	
DIV. I NON-CONF.	1- 8	314	0- 0	297	328	340	340	19	19	
TOTALS	RPI 1-25	RPI 26-50	W-L RECORDS	RPI 51-100	RPI 101-150	RPI 150+				
3- 20	0- 0	0- 2	OVERALL	0- 0	0- 4	3- 14				
2- 9	0- 0	0- 1	HOME	0- 0	0- 1	2- 7				
1- 11	0- 0	0- 1	AWAY	0- 0	0- 3	1- 7				
0- 0	0- 0	0- 0	NEUTRAL	0- 0	0- 0	0- 0				
1- 8	0- 0	0- 0	NON-CONFERENCE	0- 0	0- 2	1- 6				
0- 4	0- 0	0- 0	HOME	0- 0	0- 0	0- 4				
1- 4	0- 0	0- 0	AWAY	0- 0	0- 2	1- 2				
0- 0	0- 0	0- 0	NEUTRAL	0- 0	0- 0	0- 0				
2- 12	0- 0	0- 2	CONFERENCE	0- 0	0- 2	2- 8				
2- 5	0- 0	0- 1	HOME	0- 0	0- 1	2- 3				
0- 7	0- 0	0- 1	AWAY	0- 0	0- 1	0- 5				
0- 0	0- 0	0- 0	NEUTRAL	0- 0	0- 0	0- 0				

RPI 1-25			RPI 26-50			RPI 51-100			RPI 101+			Team's RPI: 329
RPI	S	Opponent	Score	RPI	S	Opponent	Score	RPI	S	Opponent	Score	
				48	A	Little Rock	34 78					
				48	H	Little Rock	47 92					
LAST 12 Division I GAMES:												
				158	H	Louisiana	59 65					
				241	H	South Ala.	44 74					
				105	H	Troy	67 94					
				228	A	Ga. Southern	65 76					
				247	A	Georgia St.	35 87					
				324	H	Arkansas St.	59 51					
				48	H	Little Rock	47 92					
				104	A	UT Arlington	59 93					
				171	A	Texas St.	50 63					
				247	H	Georgia St.	72 63					
				228	H	Ga. Southern	44 65					
				158	A	Louisiana	57 67					
				270	H	McNeese	52 78					
				295	A	Nicholls St.	54 73					
				299	A	Northwestern St.	65 67					
				324	A	Arkansas St.	56 71					
				324	H	Arkansas St.	59 51					
				343	A	Houston Baptist	77 65					

Non-Div I Games: Centenary (LA) 83 39 LSU-Alexandria 73 61

La.-Monroe

Loss, Non-Conf, S Site, H Home A Away N Neutral

Lafayette

Through Games Of Feb. 21, 2017

Average RPI Win: <b>239</b>	WON-LOST	WINNING	LAST 10	STRENGTH OF	OPP. STRENGTH	TEAM	ADJ.	CONF.	ADJ CONF.
Average RPI Loss: <b>179</b>	RECORD	PCT. RANK	GAMES	SCHEDULE	OF SCHEDULE	RPI	RPI	RPI	RPI
DIV. I ONLY	2- 25	345	1- 9	157	254	320	320	23	23
DIV. I NON-CONF.	1- 11	330	0- 0	36	177	237	237	25	25
TOTALS	RPI 1-25	RPI 26-50	W-L RECORDS	RPI 51-100	RPI 101-150	RPI 150+			
2- 25	0- 1	0- 0	OVERALL	0- 4	0- 5	2- 15			
0- 10	0- 0	0- 0	HOME	0- 2	0- 1	0- 7			
2- 12	0- 1	0- 0	AWAY	0- 1	0- 4	2- 6			
0- 3	0- 0	0- 0	NEUTRAL	0- 1	0- 0	0- 2			
1- 11	0- 1	0- 0	NON-CONFERENCE	0- 4	0- 3	1- 3			
0- 3	0- 0	0- 0	HOME	0- 2	0- 0	0- 1			
1- 5	0- 1	0- 0	AWAY	0- 1	0- 3	1- 0			
0- 3	0- 0	0- 0	NEUTRAL	0- 1	0- 0	0- 2			
1- 14	0- 0	0- 0	CONFERENCE	0- 0	0- 2	1- 12			
0- 7	0- 0	0- 0	HOME	0- 0	0- 1	0- 6			
1- 7	0- 0	0- 0	AWAY	0- 0	0- 1	1- 6			
0- 0	0- 0	0- 0	NEUTRAL	0- 0	0- 0	0- 0			

RPI 1-25				RPI 26-50				RPI 51-100				RPI 101+ Team's RPI: 320			
RPI	S	Opponent	Score	RPI	S	Opponent	Score	RPI	S	Opponent	Score	RPI	S	Opponent	Score
13	A	Louisville	48 <b>92</b>					54	H	Drexel	39 <b>81</b>	109	A	Rider	58 <b>76</b>
								72	A	St. John's (NY)	46 <b>64</b>	110	A	Princeton	27 <b>65</b>
								85	H	Penn	47 <b>64</b>	118	A	Navy	41 <b>76</b>
								89	N	Chattanooga	43 <b>68</b>	118	H	Navy	65 <b>68</b>
												134	A	Duquesne	52 <b>67</b>
												156	A	Army West Point	73 <b>76</b>
												156	H	Army West Point	55 <b>63</b>
												165	A	La Salle	56 <b>49</b>
												192	N	Hampton	55 <b>58</b>
												209	H	Robert Morris	51 <b>62</b>
												210	A	American	45 <b>75</b>
												210	H	American	52 <b>76</b>
												240	A	Boston U.	50 <b>68</b>
												240	H	Boston U.	58 <b>75</b>
												253	A	Colgate	69 <b>76</b>
												258	N	Bowling Green	42 <b>69</b>
												262	A	Loyola Maryland	47 <b>75</b>
												262	H	Loyola Maryland	55 <b>60</b>
												302	A	Lehigh	60 <b>69</b>
												302	H	Lehigh	53 <b>56</b>
												312	A	Holy Cross	85 <b>70</b>
												312	H	Holy Cross	61 <b>67</b>
LAST 12 Division I GAMES:															
302	A	Lehigh	60 <b>69</b>	262	A	Loyola Maryland	47 <b>75</b>								
210	A	American	45 <b>75</b>	302	H	Lehigh	53 <b>56</b>								
118	H	Navy	65 <b>68</b>	210	H	American	52 <b>76</b>								
312	A	Holy Cross	85 <b>70</b>	118	A	Navy	41 <b>76</b>								
240	H	Boston U.	58 <b>75</b>	312	H	Holy Cross	61 <b>67</b>								
156	H	Army West Point	55 <b>63</b>	240	A	Boston U.	50 <b>68</b>								

Non-Div I Games:

Lafayette

Loss, Non-Conf, S Site, H Home A Away N Neutral

Average RPI Win:	284	WON-LOST	WINNING	LAST 10	STRENGTH OF	OPP. STRENGTH	TEAM	ADJ.	CONF.	ADJ CONF.
Average RPI Loss:	92	RECORD	PCT. RANK	GAMES	SCHEDULE	OF SCHEDULE	RPI	RPI	RPI	RPI
DIV. I ONLY	15- 6	65	8- 2	321	233	131	131	27	27	
DIV. I NON-CONF.	3- 3	165	0- 0	197	10	127	127	27	27	
TOTALS	RPI 1-25	RPI 26-50	W-L RECORDS	RPI 51-100	RPI 101-150	RPI 150+				
15- 6	0- 2	0- 1	OVERALL	0- 1	1- 1	14- 1				
9- 0	0- 0	0- 0	HOME	0- 0	0- 0	9- 0				
6- 6	0- 2	0- 1	AWAY	0- 1	1- 1	5- 1				
0- 0	0- 0	0- 0	NEUTRAL	0- 0	0- 0	0- 0				
3- 3	0- 2	0- 1	NON-CONFERENCE	0- 0	0- 0	3- 0				
2- 0	0- 0	0- 0	HOME	0- 0	0- 0	2- 0				
1- 3	0- 2	0- 1	AWAY	0- 0	0- 0	1- 0				
0- 0	0- 0	0- 0	NEUTRAL	0- 0	0- 0	0- 0				
12- 3	0- 0	0- 0	CONFERENCE	0- 1	1- 1	11- 1				
7- 0	0- 0	0- 0	HOME	0- 0	0- 0	7- 0				
5- 3	0- 0	0- 0	AWAY	0- 1	1- 1	4- 1				
0- 0	0- 0	0- 0	NEUTRAL	0- 0	0- 0	0- 0				

RPI 1-25				RPI 26-50				RPI 51-100				RPI 101+ Team's RPI: 131			
RPI	S	Opponent	Score	RPI	S	Opponent	Score	RPI	S	Opponent	Score	RPI	S	Opponent	Score
6	A	Oregon St.	56 88	30	A	Oregon	67 84	99	A	Abilene Christian	59 77	106	A	SFA	66 74
18	A	Kansas St.	43 68									113	A	Central Ark.	70 56
												202	A	New Orleans	66 55
												202	H	New Orleans	73 42
												260	A	Canisius	65 51
												270	H	McNeese	79 57
												295	A	Nicholls St.	67 78
												299	H	Northwestern St.	73 60
												303	A	A&M-Corpus Christi	74 63
												303	H	A&M-Corpus Christi	65 49
												306	H	Northern Ariz.	75 60
												315	H	Loyola Chicago	76 50
												327	H	Southeastern La.	86 68
												332	H	Incarinate Word	83 54
												343	A	Houston Baptist	81 53
												344	A	Sam Houston St.	70 44
												344	H	Sam Houston St.	84 51
LAST 12 Division I GAMES:															
303	A	A&M-Corpus Christi	74 63	299	H	Northwestern St.	73 60								
343	A	Houston Baptist	81 53	303	H	A&M-Corpus Christi	65 49								
106	A	SFA	66 74	295	A	Nicholls St.	67 78								
344	H	Sam Houston St.	84 51	344	A	Sam Houston St.	70 44								
270	H	McNeese	79 57	99	A	Abilene Christian	59 77								
202	A	New Orleans	66 55	332	H	Incarinate Word	83 54								

Non-Div I Games: St. Thomas (TX) 95 49 Louisiana Col. 94 55 Howard Payne 93 56 Southwestern (TX) 87 41

Lamar University

Loss, Non-Conf, S Site, H Home A Away N Neutral

Average RPI Win: <b>294</b>	WON-LOST	WINNING	LAST 10	STRENGTH OF	OPP. STRENGTH	TEAM	ADJ.	CONF.	ADJ CONF.
Average RPI Loss: <b>169</b>	RECORD	PCT. RANK	GAMES	SCHEDULE	OF SCHEDULE	RPI	RPI	RPI	RPI
DIV. I ONLY	8- 17	268	4- 6	243	299	302	302	23	23
DIV. I NON-CONF.	4- 6	209	0- 0	204	329	256	256	25	25
TOTALS	RPI 1-25	RPI 26-50	W-L RECORDS	RPI 51-100	RPI 101-150	RPI 150+			
8- 17	0- 0	0- 0	OVERALL	0- 4	0- 4	8- 9			
6- 8	0- 0	0- 0	HOME	0- 1	0- 2	6- 5			
2- 9	0- 0	0- 0	AWAY	0- 3	0- 2	2- 4			
0- 0	0- 0	0- 0	NEUTRAL	0- 0	0- 0	0- 0			
4- 6	0- 0	0- 0	NON-CONFERENCE	0- 2	0- 2	4- 2			
3- 3	0- 0	0- 0	HOME	0- 0	0- 1	3- 2			
1- 3	0- 0	0- 0	AWAY	0- 2	0- 1	1- 0			
0- 0	0- 0	0- 0	NEUTRAL	0- 0	0- 0	0- 0			
4- 11	0- 0	0- 0	CONFERENCE	0- 2	0- 2	4- 7			
3- 5	0- 0	0- 0	HOME	0- 1	0- 1	3- 3			
1- 6	0- 0	0- 0	AWAY	0- 1	0- 1	1- 4			
0- 0	0- 0	0- 0	NEUTRAL	0- 0	0- 0	0- 0			

RPI 1-25			RPI 26-50			RPI 51-100				RPI 101+				Team's RPI: 302	
RPI	S	Opponent	Score	RPI	S	Opponent	Score	RPI	S	Opponent	Score	RPI	S	Opponent	Score
								55	A	Villanova	37 59	109	H	Rider	68 75
								68	A	Bucknell	54 73	118	A	Navy	44 79
								68	H	Bucknell	58 77	118	H	Navy	64 66
								71	A	California	63 96	134	A	Duquesne	49 63
												156	H	Army West Point	71 75
												198	H	Sacred Heart	68 62
												210	A	American	51 68
												210	H	American	58 70
												225	H	Monmouth	62 73
												240	A	Boston U.	50 64
												240	H	Boston U.	64 69
												262	A	Loyola Maryland	58 62
												262	H	Loyola Maryland	86 69
												272	H	Norfolk St.	57 81
												280	A	Mt. St. Mary's	74 57
												312	A	Holy Cross	47 65
												312	H	Holy Cross	80 64
												314	H	NJIT	84 52
												320	A	Lafayette	56 53
												320	H	Lafayette	69 60
												348	H	Delaware St.	91 80
LAST 12 Division I GAMES:															
320	H	Lafayette	69 60	240	A	Boston U.	50 64								
118	A	Navy	44 79	320	A	Lafayette	56 53								
312	H	Holy Cross	80 64	118	H	Navy	64 66								
68	A	Bucknell	54 73	312	A	Holy Cross	47 65								
210	H	American	58 70	68	H	Bucknell	58 77								
262	H	Loyola Maryland	86 69	210	A	American	51 68								

Non-Div I Games: East Stroudsburg 78 72

Lehigh

■ Loss, 
 ■ Non-Conf, 
 ■ S Site, 
 ■ H Home 
 ■ A Away 
 N Neutral

Liberty

Through Games Of Feb. 21, 2017

Average RPI Win: <b>265</b>	WON-LOST	WINNING	LAST 10	STRENGTH OF	OPP. STRENGTH	TEAM	ADJ.	CONF.	ADJ CONF.
Average RPI Loss: <b>174</b>	RECORD	PCT. RANK	GAMES	SCHEDULE	OF SCHEDULE	RPI	RPI	RPI	RPI
DIV. I ONLY	10- 15	229	6- 4	183	314	232	232	28	28
DIV. I NON-CONF.	0- 10	335	0- 0	56	218	304	304	28	28
TOTALS	RPI 1-25	RPI 26-50	W-L RECORDS	RPI 51-100	RPI 101-150	RPI 150+			
10- 15	0- 1	0- 1	OVERALL	0- 1	1- 3	9- 9			
7- 3	0- 1	0- 1	HOME	0- 0	1- 0	6- 1			
3- 8	0- 0	0- 0	AWAY	0- 0	0- 2	3- 6			
0- 4	0- 0	0- 0	NEUTRAL	0- 1	0- 1	0- 2			
0- 10	0- 1	0- 1	NON-CONFERENCE	0- 1	0- 2	0- 5			
0- 3	0- 1	0- 1	HOME	0- 0	0- 0	0- 1			
0- 3	0- 0	0- 0	AWAY	0- 0	0- 1	0- 2			
0- 4	0- 0	0- 0	NEUTRAL	0- 1	0- 1	0- 2			
10- 5	0- 0	0- 0	CONFERENCE	0- 0	1- 1	9- 4			
7- 0	0- 0	0- 0	HOME	0- 0	1- 0	6- 0			
3- 5	0- 0	0- 0	AWAY	0- 0	0- 1	3- 4			
0- 0	0- 0	0- 0	NEUTRAL	0- 0	0- 0	0- 0			

RPI 1-25				RPI 26-50				RPI 51-100				RPI 101+ Team's RPI: 232			
RPI	S	Opponent	Score	RPI	S	Opponent	Score	RPI	S	Opponent	Score	RPI	S	Opponent	Score
7	H	Duke	38 98	38	H	James Madison	48 62	51	N	Dayton	53 82	113	N	Central Ark.	41 61
												118	A	Navy	66 67
												132	A	Radford	68 76
												132	H	Radford	49 48
												188	A	UTSA	64 80
												197	A	Campbell	58 52
												201	N	UMBC	51 62
												208	H	Appalachian St.	57 66
												220	A	Presbyterian	55 56
												220	H	Presbyterian	68 60
												224	N	Richmond	54 63
												248	A	High Point	69 78
												248	H	High Point	81 74
												256	A	UNC Asheville	54 64
												265	A	Charleston So.	81 72
												265	H	Charleston So.	67 56
												300	A	Valparaiso	68 70
												313	A	Gardner-Webb	82 84
												313	H	Gardner-Webb	66 63
												336	H	Winthrop	80 51
												339	A	Longwood	71 38
												339	H	Longwood	92 47
LAST 12 Division I GAMES:															
339	A	Longwood	71 38	197	A	Campbell	58 52								
265	H	Charleston So.	67 56	336	H	Winthrop	80 51								
248	A	High Point	69 78	132	A	Radford	68 76								
220	A	Presbyterian	55 56	256	A	UNC Asheville	54 64								
132	H	Radford	49 48	339	H	Longwood	92 47								
313	H	Gardner-Webb	66 63	313	A	Gardner-Webb	82 84								

Non-Div I Games: West Liberty 64 38

Liberty

Loss, Non-Conf, S Site, H Home A Away N Neutral



Average RPI Win: <b>262</b>	WON-LOST	WINNING	LAST 10	STRENGTH OF	OPP. STRENGTH	TEAM	ADJ.	CONF.	ADJ CONF.
Average RPI Loss: <b>177</b>	RECORD	PCT. RANK	GAMES	SCHEDULE	OF SCHEDULE	RPI	RPI	RPI	RPI
DIV. I ONLY	5- 22	322	3- 7	118	306	291	291	24	24
DIV. I NON-CONF.	2- 12	310	0- 0	77	320	267	267	24	24
TOTALS	RPI 1-25	RPI 26-50	W-L RECORDS	RPI 51-100	RPI 101-150	RPI 150+			
5- 22	0- 0	0- 0	OVERALL	0- 6	1- 6	4- 10			
3- 9	0- 0	0- 0	HOME	0- 2	0- 3	3- 4			
2- 13	0- 0	0- 0	AWAY	0- 1	1- 0	1- 1			
0- 0	0- 0	0- 0	NEUTRAL	0- 0	0- 0	0- 0			
2- 12	0- 0	0- 0	NON-CONFERENCE	0- 2	1- 4	1- 6			
1- 4	0- 0	0- 0	HOME	0- 0	0- 2	1- 2			
1- 8	0- 0	0- 0	AWAY	0- 2	1- 2	0- 4			
0- 0	0- 0	0- 0	NEUTRAL	0- 0	0- 0	0- 0			
3- 10	0- 0	0- 0	CONFERENCE	0- 4	0- 2	3- 4			
2- 5	0- 0	0- 0	HOME	0- 2	0- 1	2- 2			
1- 5	0- 0	0- 0	AWAY	0- 2	0- 1	1- 2			
0- 0	0- 0	0- 0	NEUTRAL	0- 0	0- 0	0- 0			

RPI 1-25				RPI 26-50				RPI 51-100				RPI 101+ Team's RPI: 291			
RPI	S	Opponent	Score	RPI	S	Opponent	Score	RPI	S	Opponent	Score	RPI	S	Opponent	Score
								57	A	Western Ky.	35 87	103	H	Saint Louis	38 83
								61	A	Belmont	62 100	110	H	Princeton	43 71
								94	A	Jacksonville	60 84	116	A	Ole Miss	49 76
								94	H	Jacksonville	67 73	117	A	Stetson	60 66
								97	A	FGCU	50 98	117	H	Stetson	66 91
								97	H	FGCU	63 90	122	A	Alabama	35 82
												130	A	Ball St.	78 74
												175	A	Morehead St.	53 73
												246	A	Murray St.	59 79
												261	H	Tennessee St.	71 77
												262	A	Loyola Maryland	30 74
												265	H	Charleston So.	52 67
												269	H	Tennessee Tech	71 69
												276	H	Kennesaw St.	55 70
												279	A	Southeast Mo. St.	63 79
												298	A	North Florida	60 58
												298	H	North Florida	66 62
												314	A	NJIT	68 76
												314	H	NJIT	53 76
												316	A	USC Upstate	75 89
												316	H	USC Upstate	84 77
LAST 12 Division I GAMES:															
298	H	North Florida	66 62	316	H	USC Upstate	84 77								
94	H	Jacksonville	67 73	314	A	NJIT	68 76								
97	A	FGCU	50 98	94	A	Jacksonville	60 84								
117	A	Stetson	60 66	298	A	North Florida	60 58								
316	A	USC Upstate	75 89	117	H	Stetson	66 91								
314	H	NJIT	53 76	97	H	FGCU	63 90								

Non-Div I Games: Anderson (SC) 66 59

Lipscomb

■ Loss, 
■ Non-Conf, 
■ S Site, 
■ H Home 
■ A Away 
N Neutral

Little Rock

Through Games Of Feb. 21, 2017

Average RPI Win:	207	WON-LOST	WINNING	LAST 10	STRENGTH OF	OPP. STRENGTH	TEAM	ADJ.	CONF.	ADJ CONF.
Average RPI Loss:	56	RECORD	PCT. RANK	GAMES	SCHEDULE	OF SCHEDULE	RPI	RPI	RPI	RPI
DIV. I ONLY	19- 7	57	4- 2	103	142	48	48	21	21	
DIV. I NON-CONF.	6- 6	165	0- 1	15	19	55	55	19	19	
TOTALS	RPI 1-25	RPI 26-50	W-L RECORDS	RPI 51-100	RPI 101-150	RPI 150+				
19- 7	0- 3	0- 2	OVERALL	0- 0	4- 1	15- 1				
10- 2	0- 2	0- 0	HOME	0- 0	3- 0	7- 0				
9- 5	0- 1	0- 2	AWAY	0- 0	1- 1	8- 1				
0- 0	0- 0	0- 0	NEUTRAL	0- 0	0- 0	0- 0				
6- 6	0- 3	0- 2	NON-CONFERENCE	0- 0	2- 1	4- 0				
3- 2	0- 2	0- 0	HOME	0- 0	2- 0	1- 0				
3- 4	0- 1	0- 2	AWAY	0- 0	0- 1	3- 0				
0- 0	0- 0	0- 0	NEUTRAL	0- 0	0- 0	0- 0				
13- 1	0- 0	0- 0	CONFERENCE	0- 0	2- 0	11- 1				
7- 0	0- 0	0- 0	HOME	0- 0	1- 0	6- 0				
6- 1	0- 0	0- 0	AWAY	0- 0	1- 0	5- 1				
0- 0	0- 0	0- 0	NEUTRAL	0- 0	0- 0	0- 0				

RPI 1-25				RPI 26-50				Team's RPI: 48				RPI 51-100				RPI 101+			
RPI	S	Opponent	Score	RPI	S	Opponent	Score	RPI	S	Opponent	Score	RPI	S	Opponent	Score	RPI	S	Opponent	Score
3	H	Mississippi St.	44 58	29	A	LSU	49 69					103	H	Saint Louis	56 43				
15	A	Oklahoma	58 68	33	A	Green Bay	31 57					104	A	UT Arlington	58 49				
20	H	Texas A&M	37 55									105	H	Troy	77 74				
												119	A	Fordham	43 65				
												148	H	Oral Roberts	56 50				
												151	A	Memphis	54 44				
												157	A	Missouri St.	58 47				
												158	A	Louisiana	82 64				
												158	H	Louisiana	64 60				
												159	A	Tulsa	63 58				
												171	A	Texas St.	47 64				
												187	H	North Texas	55 44				
												208	A	Appalachian St.	77 69				
												208	H	Appalachian St.	67 55				
												241	H	South Ala.	71 54				
												271	A	Coastal Caro.	74 66				
												271	H	Coastal Caro.	79 47				
												324	A	Arkansas St.	60 35				
												324	H	Arkansas St.	73 59				
												329	A	La.-Monroe	92 47				
												329	H	La.-Monroe	78 34				
LAST 12 Division I GAMES:																			
119	A	Fordham	43 65	158	A	Louisiana	82 64												
324	A	Arkansas St.	60 35	329	A	La.-Monroe	92 47												
171	A	Texas St.	47 64	241	H	South Ala.	71 54												
104	A	UT Arlington	58 49	105	H	Troy	77 74												
271	H	Coastal Caro.	79 47	324	H	Arkansas St.	73 59												
208	H	Appalachian St.	67 55	208	A	Appalachian St.	77 69												

Non-Div I Games:

Little Rock

Loss, Non-Conf, S Site, H Home A Away N Neutral

Average RPI Win:	223	WON-LOST	WINNING	LAST 10	STRENGTH OF	OPP. STRENGTH	TEAM	ADJ.	CONF.	ADJ CONF.
Average RPI Loss:	120	RECORD	PCT. RANK	GAMES	SCHEDULE	OF SCHEDULE	RPI	RPI	RPI	RPI
DIV. I ONLY	17- 9	93	7- 3	198	177	121	121	25	25	
DIV. I NON-CONF.	8- 6	141	0- 0	131	71	105	105	23	23	
TOTALS	RPI 1-25	RPI 26-50	W-L RECORDS	RPI 51-100	RPI 101-150	RPI 150+				
17- 9	0- 1	1- 1	OVERALL	0- 3	2- 1	14- 3				
9- 1	0- 1	0- 0	HOME	0- 0	1- 0	8- 0				
6- 5	0- 0	0- 0	AWAY	0- 1	1- 1	5- 3				
2- 3	0- 0	1- 1	NEUTRAL	0- 2	0- 0	1- 0				
8- 6	0- 1	1- 1	NON-CONFERENCE	0- 3	0- 1	7- 0				
3- 1	0- 1	0- 0	HOME	0- 0	0- 0	3- 0				
3- 2	0- 0	0- 0	AWAY	0- 1	0- 1	3- 0				
2- 3	0- 0	1- 1	NEUTRAL	0- 2	0- 0	1- 0				
9- 3	0- 0	0- 0	CONFERENCE	0- 0	2- 0	7- 3				
6- 0	0- 0	0- 0	HOME	0- 0	1- 0	5- 0				
3- 3	0- 0	0- 0	AWAY	0- 0	1- 0	2- 3				
0- 0	0- 0	0- 0	NEUTRAL	0- 0	0- 0	0- 0				

RPI 1-25			RPI 26-50			RPI 51-100			RPI 101+			Team's RPI: 121
RPI	S	Opponent	Score	RPI	S	Opponent	Score	RPI	S	Opponent	Score	
7	H	Duke	46 83	34	N	South Fla.	73 68	63	A	Southern California	74 82	101 A UC Davis 64 51
				43	N	Quinnipiac	60 63	73	N	Oklahoma St.	57 63	101 H UC Davis 64 62
								81	N	Florida	53 83	146 A San Francisco 71 73
												167 H UC Riverside 55 51
												169 A CSUN 56 63
												173 H Houston 65 55
												177 H Columbia 73 60
												200 A Loyola Marymount 81 78
												231 H Pacific 66 58
												234 A UC Santa Barbara 60 65
												234 H UC Santa Barbara 59 45
												240 N Boston U. 61 48
												266 A Cal Poly 67 69
												266 H Cal Poly 83 80
												268 H Hawaii 68 57
												290 A Nevada 97 93
												309 A Pepperdine 44 41
												321 A UC Irvine 68 63
												342 A Cal St. Fullerton 65 48
												342 H Cal St. Fullerton 84 55
LAST 12 Division I GAMES:												
234	H	UC Santa Barbara	59 45	342	A	Cal St. Fullerton	65 48	101	H	UC Davis	64 62	
266	A	Cal Poly	67 69	234	A	UC Santa Barbara	60 65	266	H	Cal Poly	83 80	
342	H	Cal St. Fullerton	84 55	101	A	UC Davis	64 51	268	H	Hawaii	68 57	
321	A	UC Irvine	68 63	266	H	Cal Poly	83 80	290	A	Nevada	97 93	
169	A	CSUN	56 63	101	A	UC Davis	64 51	309	A	Pepperdine	44 41	
167	H	UC Riverside	55 51	268	H	Hawaii	68 57	321	A	UC Irvine	68 63	

Non-Div I Games: Biola 76 48

Long Beach St.

■ Loss, 
 ■ Non-Conf, 
 ■ S Site, 
 ■ Home 
 ■ A Away 
 N Neutral

Average RPI Win:	343	WON-LOST	WINNING	LAST 10	STRENGTH OF	OPP. STRENGTH	TEAM	ADJ.	CONF.	ADJ CONF.
Average RPI Loss:	210	RECORD	PCT. RANK	GAMES	SCHEDULE	OF SCHEDULE	RPI	RPI	RPI	RPI
DIV. I ONLY	3- 21	333	1- 9	289	336	339	339	28	28	
DIV. I NON-CONF.	2- 7	284	0- 0	218	331	289	289	28	28	
TOTALS	RPI 1-25	RPI 26-50	W-L RECORDS	RPI 51-100	RPI 101-150	RPI 150+				
3- 21	0- 1	0- 1	OVERALL	0- 1	0- 3	3- 15				
2- 8	0- 0	0- 0	HOME	0- 0	0- 1	2- 7				
1- 13	0- 0	0- 0	AWAY	0- 1	0- 1	1- 3				
0- 0	0- 0	0- 0	NEUTRAL	0- 0	0- 0	0- 0				
2- 7	0- 1	0- 1	NON-CONFERENCE	0- 1	0- 1	2- 3				
1- 1	0- 0	0- 0	HOME	0- 0	0- 0	1- 1				
1- 6	0- 1	0- 1	AWAY	0- 1	0- 1	1- 2				
0- 0	0- 0	0- 0	NEUTRAL	0- 0	0- 0	0- 0				
1- 14	0- 0	0- 0	CONFERENCE	0- 0	0- 2	1- 12				
1- 7	0- 0	0- 0	HOME	0- 0	0- 1	1- 6				
0- 7	0- 0	0- 0	AWAY	0- 0	0- 1	0- 6				
0- 0	0- 0	0- 0	NEUTRAL	0- 0	0- 0	0- 0				

RPI 1-25				RPI 26-50				RPI 51-100				RPI 101+ Team's RPI: 339			
RPI	S	Opponent	Score	RPI	S	Opponent	Score	RPI	S	Opponent	Score	RPI	S	Opponent	Score
7	A	Duke	48 105	39	A	Marquette	37 87	56	A	West Virginia	40 107	115	A	Charlotte	41 66
												132	A	Radford	55 73
												132	H	Radford	34 74
												197	A	Campbell	50 74
												197	H	Campbell	54 66
												220	A	Presbyterian	55 65
												232	A	Liberty	47 92
												232	H	Liberty	38 71
												248	H	High Point	49 80
												252	A	Marshall	50 70
												256	A	UNC Asheville	53 84
												256	H	UNC Asheville	53 80
												265	H	Charleston So.	47 62
												272	H	Norfolk St.	56 85
												313	A	Gardner-Webb	55 89
												313	H	Gardner-Webb	43 77
												336	A	Winthrop	72 78
												336	H	Winthrop	83 78
												341	A	Fairleigh Dickinson	59 75
												345	A	UMass Lowell	72 59
												348	H	Delaware St.	88 77
LAST 12 Division I GAMES:															
232	H	Liberty	38 71	248	H	High Point	49 80								
256	A	UNC Asheville	53 84	265	H	Charleston So.	47 62								
132	H	Radford	34 74	336	A	Winthrop	72 78								
336	H	Winthrop	83 78	197	H	Campbell	54 66								
313	A	Gardner-Webb	55 89	232	A	Liberty	47 92								
197	A	Campbell	50 74	132	A	Radford	55 73								

Non-Div I Games: West Va. Tech 58 76 Milligan 71 47

Longwood

Loss, Non-Conf, S Site, H Home A Away N Neutral

Average RPI Win:	262	WON-LOST	WINNING	LAST 10	STRENGTH OF	OPP. STRENGTH	TEAM	ADJ.	CONF.	ADJ CONF.
Average RPI Loss:	113	RECORD	PCT. RANK	GAMES	SCHEDULE	OF SCHEDULE	RPI	RPI	RPI	RPI
DIV. I ONLY	13- 8	108	6- 4	252	222	158	158	21	21	
DIV. I NON-CONF.	4- 3	141	0- 0	186	185	164	164	19	19	
TOTALS	RPI 1-25	RPI 26-50	W-L RECORDS	RPI 51-100	RPI 101-150	RPI 150+				
13- 8	0- 1	0- 2	OVERALL	0- 0	1- 2	12- 3				
8- 2	0- 0	0- 1	HOME	0- 0	1- 0	7- 1				
4- 5	0- 0	0- 1	AWAY	0- 0	0- 1	4- 0				
1- 1	0- 1	0- 0	NEUTRAL	0- 0	0- 0	1- 0				
4- 3	0- 1	0- 0	NON-CONFERENCE	0- 0	0- 1	4- 1				
2- 1	0- 0	0- 0	HOME	0- 0	0- 0	2- 1				
1- 1	0- 0	0- 0	AWAY	0- 0	0- 1	1- 0				
1- 1	0- 1	0- 0	NEUTRAL	0- 0	0- 0	1- 0				
9- 5	0- 0	0- 2	CONFERENCE	0- 0	1- 1	8- 2				
6- 1	0- 0	0- 1	HOME	0- 0	1- 0	5- 0				
3- 4	0- 0	0- 1	AWAY	0- 0	0- 1	3- 2				
0- 0	0- 0	0- 0	NEUTRAL	0- 0	0- 0	0- 0				

RPI 1-25			RPI 26-50			RPI 51-100			RPI 101+ Team's RPI: 158		
RPI	S	Opponent	Score	RPI	S	Opponent	Score	RPI	S	Opponent	Score
2	N	Notre Dame	51 91	48	A	Little Rock	60 64	104	A	UT Arlington	66 79
				48	H	Little Rock	64 82	105	H	Troy	80 72
								126	A	Southern Miss.	49 71
								161	H	Louisiana Tech	80 72
								171	A	Texas St.	40 62
								173	H	Houston	64 69
								228	A	Ga. Southern	60 63
								228	H	Ga. Southern	79 52
								241	H	South Ala.	62 38
								247	A	Georgia St.	70 64
								247	H	Georgia St.	72 65
								270	A	McNeese	77 70
								279	N	Southeast Mo. St.	82 78
								324	A	Arkansas St.	80 72
								324	H	Arkansas St.	72 60
								327	H	Southeastern La.	86 77
								329	A	La.-Monroe	65 59
								329	H	La.-Monroe	67 57
LAST 12 Division I GAMES:											
329	A	La.-Monroe	65 59	324	H	Arkansas St.	72 60				
105	H	Troy	80 72	171	A	Texas St.	40 62				
241	H	South Ala.	62 38	104	A	UT Arlington	66 79				
247	A	Georgia St.	70 64	228	H	Ga. Southern	79 52				
228	A	Ga. Southern	60 63	247	H	Georgia St.	72 65				
48	H	Little Rock	64 82	329	H	La.-Monroe	67 57				

Non-Div I Games: Xavier (LA) 74 55 Southern-N.O. 87 57

Louisiana

Loss, Non-Conf, S Site, H Home A Away N Neutral

## Louisiana Tech

Through Games Of Feb. 21, 2017

Average RPI Win:	232	WON-LOST	WINNING	LAST 10	STRENGTH OF	OPP. STRENGTH	TEAM	ADJ.	CONF.	ADJ CONF.
Average RPI Loss:	122	RECORD	PCT. RANK	GAMES	SCHEDULE	OF SCHEDULE	RPI	RPI	RPI	RPI
DIV. I ONLY	14- 11	138	8- 2	205	139	161	161	15	15	
DIV. I NON-CONF.	4- 6	209	0- 0	187	170	211	211	16	16	
TOTALS	RPI 1-25	RPI 26-50	W-L RECORDS	RPI 51-100	RPI 101-150	RPI 150+				
14- 11	0- 0	0- 2	OVERALL	0- 2	2- 3	12- 4				
7- 5	0- 0	0- 2	HOME	0- 1	2- 2	5- 0				
7- 6	0- 0	0- 0	AWAY	0- 1	0- 1	7- 4				
0- 0	0- 0	0- 0	NEUTRAL	0- 0	0- 0	0- 0				
4- 6	0- 0	0- 2	NON-CONFERENCE	0- 0	0- 2	4- 2				
2- 3	0- 0	0- 2	HOME	0- 0	0- 1	2- 0				
2- 3	0- 0	0- 0	AWAY	0- 0	0- 1	2- 2				
0- 0	0- 0	0- 0	NEUTRAL	0- 0	0- 0	0- 0				
10- 5	0- 0	0- 0	CONFERENCE	0- 2	2- 1	8- 2				
5- 2	0- 0	0- 0	HOME	0- 1	2- 1	3- 0				
5- 3	0- 0	0- 0	AWAY	0- 1	0- 0	5- 2				
0- 0	0- 0	0- 0	NEUTRAL	0- 0	0- 0	0- 0				

RPI S	Opponent	Score	RPI S	Opponent	Score	RPI S	Opponent	Score	RPI S	Opponent	Score	Team's RPI: 161
29	H LSU	73 77	57	A Western Ky.	58 67	106	H SFA	58 60				
42	H Auburn	66 76	76	H Middle Tenn.	65 79	108	A Clemson	67 78				
						115	H Charlotte	80 54				
						123	H Old Dominion	64 69				
						126	H Southern Miss.	72 61				
						151	A Memphis	54 56				
						158	A Louisiana	72 80				
						168	A Rice	70 67				
						182	H UAB	64 63				
						187	A North Texas	72 65				
						188	A UTSA	61 63				
						188	H UTSA	77 71				
						216	H Grambling	69 55				
						252	A Marshall	72 54				
						270	A McNeese	66 56				
						285	A FIU	76 63				
						295	H Nicholls St.	68 52				
						301	A UTEP	62 69				
						301	H UTEP	69 61				
						328	A Fla. Atlantic	76 52				
						329	A La.-Monroe	73 53				
LAST 12 Division I GAMES:												
285	A FIU	76 63	76	H Middle Tenn.	65 79							
328	A Fla. Atlantic	76 52	182	H UAB	64 63							
188	H UTSA	77 71	187	A North Texas	72 65							
301	H UTEP	69 61	168	A Rice	70 67							
252	A Marshall	72 54	123	H Old Dominion	64 69							
57	A Western Ky.	58 67	115	H Charlotte	80 54							

Non-Div I Games: LSU-Alexandria 103 63

Louisiana Tech

■ Loss, 
 ■ Non-Conf, 
 ■ S Site, 
 ■ H Home 
 ■ A Away 
 N Neutral

## Louisville

Through Games Of Feb. 21, 2017

2015-2016				Through Games Of Feb. 11, 2017						
Average RPI Win:	114	WON-LOST	WINNING	LAST 10	STRENGTH OF	OPP. STRENGTH	TEAM	ADJ.	CONF.	ADJ CONF.
Average RPI Loss:	14	RECORD	PCT. RANK	GAMES	SCHEDULE	OF SCHEDULE	RPI	RPI	RPI	RPI
DIV. I ONLY	23- 6	24	8- 2	14	23	13	13	3	3	
DIV. I NON-CONF.	13- 2	20	1- 0	38	30	10	10	4	4	
-----										
TOTALS	RPI 1-25	RPI 26-50		W-L RECORDS		RPI 51-100	RPI 101-150	RPI 150+		
23- 6	2- 5	4- 1		OVERALL		7- 0	4- 0	6- 0		
15- 2	2- 1	2- 1		HOME		4- 0	2- 0	5- 0		
8- 3	0- 3	2- 0		AWAY		3- 0	2- 0	1- 0		
0- 1	0- 1	0- 0		NEUTRAL		0- 0	0- 0	0- 0		
13- 2	1- 2	2- 0		NON-CONFERENCE		5- 0	0- 0	5- 0		
9- 1	1- 1	1- 0		HOME		3- 0	0- 0	4- 0		
4- 0	0- 0	1- 0		AWAY		2- 0	0- 0	1- 0		
0- 1	0- 1	0- 0		NEUTRAL		0- 0	0- 0	0- 0		
10- 4	1- 3	2- 1		CONFERENCE		2- 0	4- 0	1- 0		
6- 1	1- 0	1- 1		HOME		1- 0	2- 0	1- 0		
4- 3	0- 3	1- 0		AWAY		1- 0	2- 0	0- 0		
0- 0	0- 0	0- 0		NEUTRAL		0- 0	0- 0	0- 0		

RPI	S	Opponent	Score	RPI	S	Opponent	Score	RPI	S	Opponent	Score	RPI	S	Opponent	Score
2	A	Notre Dame	66 85	31	H	Syracuse	91 76	53	H	Georgia Tech	91 51	107	H	North Carolina	87 57
4	N	South Carolina	59 83	32	H	South Dakota St.	83 30	57	H	Western Ky.	68 61	108	A	Clemson	60 46
7	A	Duke	55 58	34	A	South Fla.	66 52	61	H	Belmont	73 50	145	A	Pittsburgh	63 48
11	A	Florida St.	65 72	37	H	North Carolina St.	70 72	76	A	Middle Tenn.	91 72	145	H	Pittsburgh	73 52
14	H	Kentucky	69 67	45	A	Virginia	86 81	86	A	Virginia Tech	88 70	170	H	Boston College	68 43
16	H	Miami (FL)	63 59					89	H	Chattanooga	63 47	196	H	Col. of Charleston	86 58
21	H	Maryland	72 78					91	A	Vanderbilt	78 66	235	A	UT Martin	100 57
LAST 12 Division I GAMES:															
107	H	North Carolina	87 57	108	A	Clemson	60 46								
170	H	Boston College	68 43	34	A	South Fla.	66 52								
86	A	Virginia Tech	88 70	53	H	Georgia Tech	91 51								
2	A	Notre Dame	66 85	16	H	Miami (FL)	63 59								
37	H	North Carolina St.	70 72	11	A	Florida St.	65 72								
145	A	Pittsburgh	63 48	145	H	Pittsburgh	73 52								

Non-Div I Games:

Louisville

■ Loss, 
■ Non-Conf, S Site, 
■ Home 
■ Away 
N Neutral

Average RPI Win: 322		WON-LOST	WINNING	LAST 10	STRENGTH OF	OPP. STRENGTH	TEAM	ADJ.	CONF.	ADJ CONF.
Average RPI Loss: 136		RECORD	PCT. RANK	GAMES	SCHEDULE	OF SCHEDULE	RPI	RPI	RPI	RPI
DIV. I ONLY		2- 23	344	0- 10	86	175	315	315	16	16
DIV. I NON-CONF.		1- 10	325	0- 0	35	144	258	258	14	14
TOTALS		RPI 1-25	RPI 26-50	W-L RECORDS	RPI 51-100	RPI 101-150	RPI 150+			
2- 23	0- 2		0- 3	OVERALL	0- 3	0- 5	2- 10			
2- 9	0- 1		0- 1	HOME	0- 2	0- 1	2- 4			
0- 12	0- 1		0- 2	AWAY	0- 1	0- 2	0- 6			
0- 2	0- 0		0- 0	NEUTRAL	0- 0	0- 2	0- 0			
1- 10	0- 2		0- 1	NON-CONFERENCE	0- 1	0- 5	1- 1			
1- 3	0- 1		0- 0	HOME	0- 1	0- 1	1- 0			
0- 5	0- 1		0- 1	AWAY	0- 0	0- 2	0- 1			
0- 2	0- 0		0- 0	NEUTRAL	0- 0	0- 2	0- 0			
1- 13	0- 0		0- 2	CONFERENCE	0- 2	0- 0	1- 9			
1- 6	0- 0		0- 1	HOME	0- 1	0- 0	1- 4			
0- 7	0- 0		0- 1	AWAY	0- 1	0- 0	0- 5			
0- 0	0- 0		0- 0	NEUTRAL	0- 0	0- 0	0- 0			

RPI 1-25					RPI 26-50					RPI 51-100					RPI 101+					Team's RPI:	315
RPI	S	Opponent	Score		RPI	S	Opponent	Score		RPI	S	Opponent	Score		RPI	S	Opponent	Score			
16	A	Miami (FL)	43	81	35	A	Drake	46	89	62	A	UNI	30	68	105	N	Troy	67	91		
17	H	DePaul	46	107	35	H	Drake	42	86	62	H	UNI	43	89	108	N	Clemson	40	61		
					40	A	Central Mich.	57	95	82	H	Northern Ill.	70	90	131	A	Lamar University	50	76		
															145	A	Pittsburgh	35	59		
															147	H	Milwaukee	46	73		
															157	H	Missouri St.	32	60		
															176	A	Western Mich.	53	65		
															184	A	Southern Ill.	57	73		
															199	H	Wichita St.	64	83		
															205	A	Indiana St.	32	53		
															205	H	Indiana St.	38	48		
															221	A	Bradley	45	72		
															221	H	Bradley	53	60		
															259	A	Evansville	36	67		
															307	A	Illinois St.	51	63		
															307	H	Illinois St.	64	61		
															337	H	Chicago St.	59	54		
LAST 12 Division I GAMES:																					
					35	H	Drake	42	86	157	H	Missouri St.	32	60							
					62	H	UNI	43	89	62	A	UNI	30	68							
					205	A	Indiana St.	32	53	35	A	Drake	46	89							
					307	A	Illinois St.	51	63	205	H	Indiana St.	38	48							
					221	A	Bradley	45	72	221	H	Bradley	53	60							
					199	H	Wichita St.	64	83	307	H	Illinois St.	64	61							

Non-Div I Games:

Loyola Chicago

Loss, Non-Conf, S Site, H Home A Away N Neutral



Loyola Maryland

Through Games Of Feb. 21, 2017

Average RPI Win:	272	WON-LOST	WINNING	LAST 10	STRENGTH OF	OPP. STRENGTH	TEAM	ADJ.	CONF.	ADJ CONF.
Average RPI Loss:	153	RECORD	PCT. RANK	GAMES	SCHEDULE	OF SCHEDULE	RPI	RPI	RPI	RPI
DIV. I ONLY	9- 17	255	2- 8	169	265	262	262	23	23	
DIV. I NON-CONF.	4- 7	224	0- 0	148	222	223	223	25	25	
TOTALS	RPI 1-25	RPI 26-50	W-L RECORDS	RPI 51-100	RPI 101-150	RPI 150+				
9- 17	0- 1	0- 1	OVERALL	0- 2	0- 5	9- 8				
7- 7	0- 1	0- 0	HOME	0- 1	0- 2	7- 3				
2- 10	0- 0	0- 1	AWAY	0- 1	0- 3	2- 5				
0- 0	0- 0	0- 0	NEUTRAL	0- 0	0- 0	0- 0				
4- 7	0- 1	0- 1	NON-CONFERENCE	0- 0	0- 3	4- 2				
3- 3	0- 1	0- 0	HOME	0- 0	0- 1	3- 1				
1- 4	0- 0	0- 1	AWAY	0- 0	0- 2	1- 1				
0- 0	0- 0	0- 0	NEUTRAL	0- 0	0- 0	0- 0				
5- 10	0- 0	0- 0	CONFERENCE	0- 2	0- 2	5- 6				
4- 4	0- 0	0- 0	HOME	0- 1	0- 1	4- 2				
1- 6	0- 0	0- 0	AWAY	0- 1	0- 1	1- 4				
0- 0	0- 0	0- 0	NEUTRAL	0- 0	0- 0	0- 0				

RPI 1-25				RPI 26-50				RPI 51-100				RPI 101+ Team's RPI: 262			
RPI	S	Opponent	Score	RPI	S	Opponent	Score	RPI	S	Opponent	Score	RPI	S	Opponent	Score
21	H	Maryland	60 79	46	A	George Washington	64 74	68	A	Bucknell	39 57	118	A	Navy	51 77
								68	H	Bucknell	66 72	118	H	Navy	43 55
												120	A	Cornell	50 58
												129	H	Delaware	45 47
												145	A	Pittsburgh	44 74
												156	A	Army West Point	48 67
												156	H	Army West Point	71 62
												177	H	Columbia	53 65
												183	A	Fairfield	57 58
												201	A	UMBC	70 65
												210	H	American	45 60
												240	A	Boston U.	58 61
												240	H	Boston U.	55 67
												253	A	Colgate	62 76
												253	H	Colgate	87 77
												280	H	Mt. St. Mary's	58 53
												291	H	Lipscomb	74 30
												302	A	Lehigh	69 86
												302	H	Lehigh	62 58
												320	A	Lafayette	60 55
												320	H	Lafayette	75 47
												326	H	St. Francis Brooklyn	69 60
LAST 12 Division I GAMES:															
253	A	Colgate	62 76	320	H	Lafayette	75 47	253	H	Colgate	87 77				
68	A	Bucknell	39 57	68	H	Bucknell	66 72	240	A	Boston U.	58 61				
240	H	Boston U.	55 67	118	A	Navy	51 77	156	H	Army West Point	71 62				
118	H	Navy	43 55												
156	A	Army West Point	48 67												
302	A	Lehigh	69 86												

Non-Div I Games:

Loyola Maryland

Loss, Non-Conf, S Site, H Home A Away N Neutral

Average RPI Win:	237	WON-LOST	WINNING	LAST 10	STRENGTH OF	OPP. STRENGTH	TEAM	ADJ.	CONF.	ADJ CONF.
Average RPI Loss:	127	RECORD	PCT. RANK	GAMES	SCHEDULE	OF SCHEDULE	RPI	RPI	RPI	RPI
DIV. I ONLY	13- 14	181	6- 4	207	167	200	200	14	14	
DIV. I NON-CONF.	5- 6	186	0- 0	228	220	216	216	13	13	
TOTALS	RPI 1-25	RPI 26-50	W-L RECORDS	RPI 51-100	RPI 101-150	RPI 150+				
13- 14	0- 0	0- 0	OVERALL	1- 6	1- 4	11- 4				
8- 6	0- 0	0- 0	HOME	1- 2	1- 3	6- 1				
5- 8	0- 0	0- 0	AWAY	0- 1	0- 0	5- 1				
0- 0	0- 0	0- 0	NEUTRAL	0- 0	0- 0	0- 0				
5- 6	0- 0	0- 0	NON-CONFERENCE	0- 3	0- 2	5- 1				
2- 4	0- 0	0- 0	HOME	0- 1	0- 2	2- 1				
3- 2	0- 0	0- 0	AWAY	0- 2	0- 0	3- 0				
0- 0	0- 0	0- 0	NEUTRAL	0- 0	0- 0	0- 0				
8- 8	0- 0	0- 0	CONFERENCE	1- 3	1- 2	6- 3				
6- 2	0- 0	0- 0	HOME	1- 1	1- 1	4- 0				
2- 6	0- 0	0- 0	AWAY	0- 2	0- 1	2- 3				
0- 0	0- 0	0- 0	NEUTRAL	0- 0	0- 0	0- 0				

RPI 1-25			RPI 26-50			RPI 51-100			RPI 101+ Team's RPI: 200		
RPI	S	Opponent	Score	RPI	S	Opponent	Score	RPI	S	Opponent	Score
								61	H	Belmont	72 79
								73	A	Oklahoma St.	58 66
								77	A	Gonzaga	61 73
								77	H	Gonzaga	56 80
								93	A	BYU	59 76
								93	H	BYU	77 74
								96	A	Washington St.	45 92
								103	H	Saint Louis	76 90
								121	H	Long Beach St.	78 81
								128	A	St. Mary's (CA)	59 74
								128	H	St. Mary's (CA)	72 57
								146	H	San Francisco	72 79
								154	A	Santa Clara	64 71
								154	H	Santa Clara	61 50
								167	H	UC Riverside	72 75
								215	A	Seattle U	62 59
								229	A	San Diego	58 61
								229	H	San Diego	63 55
								231	A	Pacific	65 52
								234	H	UC Santa Barbara	57 55
								257	A	Portland	56 71
								257	H	Portland	69 54
								264	A	San Diego St.	60 53
								309	A	Pepperdine	87 78
								309	H	Pepperdine	72 60
								321	H	UC Irvine	58 39
								342	A	Cal St. Fullerton	77 62
LAST 12 Division I GAMES:											
309	A	Pepperdine	87 78	93	H	BYU	77 74				
128	H	St. Mary's (CA)	72 57	231	A	Pacific	65 52				
257	A	Portland	56 71	154	H	Santa Clara	61 50				
77	A	Gonzaga	61 73	229	A	San Diego	58 61				
146	H	San Francisco	72 79	257	H	Portland	69 54				
229	H	San Diego	63 55	77	H	Gonzaga	56 80				

Non-Div I Games:

Loyola Marymount

Average RPI Win:	218	WON-LOST	WINNING	LAST 10	STRENGTH OF	OPP. STRENGTH	TEAM	ADJ.	CONF.	ADJ CONF.
Average RPI Loss:	120	RECORD	PCT. RANK	GAMES	SCHEDULE	OF SCHEDULE	RPI	RPI	RPI	RPI
DIV. I ONLY	15- 15	174	5- 5	129	136	141	141	22	22	
DIV. I NON-CONF.	7- 8	181	0- 0	79	26	101	101	22	22	
TOTALS	RPI 1-25	RPI 26-50	W-L RECORDS	RPI 51-100	RPI 101-150	RPI 150+				
15- 15	0- 3	0- 2	OVERALL	2- 2	1- 2	12- 6				
9- 2	0- 1	0- 0	HOME	1- 1	1- 0	7- 0				
3- 12	0- 2	0- 2	AWAY	0- 1	0- 2	3- 5				
3- 1	0- 0	0- 0	NEUTRAL	1- 0	0- 0	2- 1				
7- 8	0- 3	0- 2	NON-CONFERENCE	2- 0	0- 1	5- 2				
3- 1	0- 1	0- 0	HOME	1- 0	0- 0	2- 0				
1- 6	0- 2	0- 2	AWAY	0- 0	0- 1	1- 1				
3- 1	0- 0	0- 0	NEUTRAL	1- 0	0- 0	2- 1				
8- 7	0- 0	0- 0	CONFERENCE	0- 2	1- 1	7- 4				
6- 1	0- 0	0- 0	HOME	0- 1	1- 0	5- 0				
2- 6	0- 0	0- 0	AWAY	0- 1	0- 1	2- 4				
0- 0	0- 0	0- 0	NEUTRAL	0- 0	0- 0	0- 0				

RPI 1-25				RPI 26-50				RPI 51-100				RPI 101+				Team's RPI: 141	
RPI	S	Opponent	Score	RPI	S	Opponent	Score	RPI	S	Opponent	Score	RPI	S	Opponent	Score		
3	H	Mississippi St.	43 87	27	A	Harvard	62 69	70	A	New Hampshire	44 50	108	A	Clemson	61 69		
4	A	South Carolina	42 79	44	A	Tulane	62 77	70	H	New Hampshire	57 65	142	A	Albany (NY)	60 64		
16	A	Miami (FL)	51 76					89	N	Chattanooga	49 39	142	H	Albany (NY)	84 71		
								90	H	Purdue	67 47	153	H	Northeastern	68 49		
												170	A	Boston College	53 64		
												172	A	Hartford	66 60		
												172	H	Hartford	73 62		
												191	N	ETSU	61 48		
												192	N	Hampton	49 58		
												201	A	UMBC	62 66		
												201	H	UMBC	72 40		
												214	A	Binghamton	52 58		
												239	H	Dartmouth	60 55		
												255	A	Stony Brook	41 55		
												255	H	Stony Brook	78 71		
												273	A	Bryant	77 52		
												282	A	Vermont	52 55		
												282	H	Vermont	59 43		
												325	N	Saint Peter's	59 43		
												345	A	UMass Lowell	65 44		
												345	H	UMass Lowell	76 50		
LAST 12 Division I GAMES:																	
142	A	Albany (NY)	60 64	282	H	Vermont	59 43										
70	H	New Hampshire	57 65	214	A	Binghamton	52 58										
255	H	Stony Brook	78 71	142	H	Albany (NY)	84 71										
345	H	UMass Lowell	76 50	70	A	New Hampshire	44 50										
172	A	Hartford	66 60	172	H	Hartford	73 62										
201	A	UMBC	62 66	255	A	Stony Brook	41 55										

Non-Div I Games:

Maine

■ Loss, 
■ Non-Conf, 
■ S Site, 
■ H Home 
■ A Away 
N Neutral

Average RPI Win:	249	WON-LOST	WINNING	LAST 10	STRENGTH OF	OPP. STRENGTH	TEAM	ADJ.	CONF.	ADJ CONF.
Average RPI Loss:	156	RECORD	PCT. RANK	GAMES	SCHEDULE	OF SCHEDULE	RPI	RPI	RPI	RPI
DIV. I ONLY	8- 19	280	3- 7	171	237	263	263	18	18	
DIV. I NON-CONF.	4- 5	198	0- 0	73	302	148	148	17	17	
TOTALS	RPI 1-25	RPI 26-50	W-L RECORDS	RPI 51-100	RPI 101-150	RPI 150+				
8- 19	0- 0	0- 2	OVERALL	0- 3	1- 5	7- 9				
4- 9	0- 0	0- 1	HOME	0- 1	1- 2	3- 5				
4- 10	0- 0	0- 1	AWAY	0- 0	0- 1	4- 0				
0- 0	0- 0	0- 0	NEUTRAL	0- 0	0- 0	0- 0				
4- 5	0- 0	0- 0	NON-CONFERENCE	0- 3	1- 1	3- 1				
2- 2	0- 0	0- 0	HOME	0- 1	1- 0	1- 1				
2- 3	0- 0	0- 0	AWAY	0- 2	0- 1	2- 0				
0- 0	0- 0	0- 0	NEUTRAL	0- 0	0- 0	0- 0				
4- 14	0- 0	0- 2	CONFERENCE	0- 0	0- 4	4- 8				
2- 7	0- 0	0- 1	HOME	0- 0	0- 2	2- 4				
2- 7	0- 0	0- 1	AWAY	0- 0	0- 2	2- 4				
0- 0	0- 0	0- 0	NEUTRAL	0- 0	0- 0	0- 0				

RPI S	Opponent	Score	RPI S	Opponent	Score	RPI S	Opponent	Score	RPI S	Opponent	Score	Team's RPI: 263
43	A Quinnipiac	38 81	43	H Quinnipiac	49 69	68	A Bucknell	64 69	109	A Rider	64 73	
						70	H New Hampshire	42 59	109	H Rider	36 53	
						79	A Buffalo	39 73	119	A Fordham	60 63	
									140	H Yale	63 57	
									143	A Iona	53 70	
									143	H Iona	62 76	
									162	A Brown	58 57	
									179	A Siena	62 67	
									179	H Siena	68 66	
									183	A Fairfield	56 71	
									183	H Fairfield	43 64	
									225	A Monmouth	75 61	
									226	H Marist	47 62	
									242	A Niagara	42 65	
									242	H Niagara	59 62	
									255	H Stony Brook	50 55	
									260	A Canisius	48 58	
									260	H Canisius	57 62	
									312	H Holy Cross	60 56	
									325	A Saint Peter's	69 65	
									325	H Saint Peter's	57 44	
									326	A St. Francis Brooklyn	55 52	
LAST 12 Division I GAMES:												
43	H Quinnipiac	49 69	325	H Saint Peter's	57 44							
225	A Monmouth	75 61	109	A Rider	64 73							
183	H Fairfield	43 64	325	A Saint Peter's	69 65							
179	A Siena	62 67	143	H Iona	62 76							
242	A Niagara	42 65	242	H Niagara	59 62							
260	A Canisius	48 58	43	A Quinnipiac	38 81							

Non-Div I Games:

Manhattan

■ Loss, 
 ■ Non-Conf, 
 ■ S Site, 
 ■ H Home 
 ■ A Away 
 N Neutral

Average RPI Win: <b>233</b>	WON-LOST	WINNING	LAST 10	STRENGTH OF	OPP. STRENGTH	TEAM	ADJ.	CONF.	ADJ CONF.
Average RPI Loss: <b>173</b>	RECORD	PCT. RANK	GAMES	SCHEDULE	OF SCHEDULE	RPI	RPI	RPI	RPI
DIV. I ONLY	<b>13- 15</b>	<b>193</b>	<b>5- 5</b>	<b>307</b>	<b>157</b>	<b>226</b>	<b>226</b>	<b>18</b>	<b>18</b>
DIV. I NON-CONF.	<b>3- 7</b>	<b>250</b>	<b>0- 0</b>	<b>330</b>	<b>68</b>	<b>311</b>	<b>311</b>	<b>17</b>	<b>17</b>
TOTALS	RPI 1-25	RPI 26-50	W-L RECORDS	RPI 51-100	RPI 101-150	RPI 150+			
13- 15	0- 1	0- 2	OVERALL	0- 0	1- 3	12- 9			
4- 7	0- 1	0- 0	HOME	0- 0	0- 2	4- 4			
8- 6	0- 0	0- 1	AWAY	0- 0	1- 1	7- 4			
1- 2	0- 0	0- 1	NEUTRAL	0- 0	0- 0	1- 1			
3- 7	0- 1	0- 1	NON-CONFERENCE	0- 0	0- 0	3- 5			
1- 2	0- 1	0- 0	HOME	0- 0	0- 0	1- 1			
1- 3	0- 0	0- 0	AWAY	0- 0	0- 0	1- 3			
1- 2	0- 0	0- 1	NEUTRAL	0- 0	0- 0	1- 1			
10- 8	0- 0	0- 1	CONFERENCE	0- 0	1- 3	9- 4			
3- 5	0- 0	0- 0	HOME	0- 0	0- 2	3- 3			
7- 3	0- 0	0- 1	AWAY	0- 0	1- 1	6- 1			
0- 0	0- 0	0- 0	NEUTRAL	0- 0	0- 0	0- 0			

RPI 1-25				RPI 26-50				RPI 51-100				RPI 101+ Team's RPI: 226			
RPI	S	Opponent	Score	RPI	S	Opponent	Score	RPI	S	Opponent	Score	RPI	S	Opponent	Score
19	H	Creighton	50 <b>72</b>	42	N	Auburn	51 <b>52</b>					109	A	Rider	46 <b>65</b>
				43	A	Quinnipiac	57 <b>79</b>					109	H	Rider	56 <b>69</b>
												143	A	Iona	68 62
												143	H	Iona	37 <b>48</b>
												155	N	East Carolina	68 <b>70</b>
												179	A	Siena	70 59
												179	H	Siena	68 <b>69</b>
												180	A	Hofstra	42 <b>62</b>
												183	A	Fairfield	68 62
												183	H	Fairfield	71 55
												207	H	Seton Hall	63 <b>76</b>
												225	A	Monmouth	69 <b>79</b>
												225	H	Monmouth	76 66
												239	A	Dartmouth	66 61
												240	H	Boston U.	76 57
												242	A	Niagara	60 58
												242	H	Niagara	53 <b>68</b>
												260	A	Canisius	85 74
												260	H	Canisius	67 60
												263	A	Manhattan	62 47
												284	N	N.C. A&T	69 64
												304	A	Rhode Island	61 <b>82</b>
												312	A	Holy Cross	46 <b>50</b>
												325	A	Saint Peter's	66 58
												325	H	Saint Peter's	69 <b>73</b>
LAST 12 Division I GAMES:															
225	H	Monmouth	76 66	179	A	Siena	70 59								
183	A	Fairfield	68 62	260	H	Canisius	67 60								
109	A	Rider	46 <b>65</b>	143	H	Iona	37 <b>48</b>								
242	H	Niagara	53 <b>68</b>	179	H	Siena	68 <b>69</b>								
43	A	Quinnipiac	57 <b>79</b>	143	A	Iona	68 62								
325	A	Saint Peter's	66 58	109	H	Rider	56 <b>69</b>								

Non-Div I Games:

Marist

■ Loss, 
 ■ Non-Conf, 
 S Site, 
 ■ Home 
 ■ Away 
 N Neutral

Average RPI Win:	152	WON-LOST	WINNING	LAST 10	STRENGTH OF	OPP. STRENGTH	TEAM	ADJ.	CONF.	ADJ CONF.
Average RPI Loss:	78	RECORD	PCT. RANK	GAMES	SCHEDULE	OF SCHEDULE	RPI	RPI	RPI	RPI
DIV. I ONLY	20- 7	50	7- 3	76	77	39	39	7	7	
DIV. I NON-CONF.	9- 2	37	0- 0	76	112	44	44	7	7	
TOTALS	RPI 1-25	RPI 26-50	W-L RECORDS	RPI 51-100	RPI 101-150	RPI 150+				
20- 7	3- 2	1- 1	OVERALL	3- 2	2- 0	11- 2				
11- 3	1- 1	1- 1	HOME	1- 1	2- 0	6- 0				
9- 3	2- 1	0- 0	AWAY	2- 1	0- 0	5- 1				
0- 1	0- 0	0- 0	NEUTRAL	0- 0	0- 0	0- 1				
9- 2	1- 0	1- 1	NON-CONFERENCE	1- 0	2- 0	4- 1				
6- 1	0- 0	1- 1	HOME	1- 0	2- 0	2- 0				
3- 0	1- 0	0- 0	AWAY	0- 0	0- 0	2- 0				
0- 1	0- 0	0- 0	NEUTRAL	0- 0	0- 0	0- 1				
11- 5	2- 2	0- 0	CONFERENCE	2- 2	0- 0	7- 1				
5- 2	1- 1	0- 0	HOME	0- 1	0- 0	4- 0				
6- 3	1- 1	0- 0	AWAY	2- 1	0- 0	3- 1				
0- 0	0- 0	0- 0	NEUTRAL	0- 0	0- 0	0- 0				

RPI 1-25				RPI 26-50				Team's RPI: 39	RPI 51-100				RPI 101+			
RPI	S	Opponent	Score	RPI	S	Opponent	Score		RPI	S	Opponent	Score	RPI	S	Opponent	Score
6	A	Oregon St.	74 73	28	H	Arizona St.	75 63		55	A	Villanova	77 71	139	H	New Mexico	62 52
17	A	DePaul	102 101	33	H	Green Bay	63 78		58	A	Georgetown	84 77	147	H	Milwaukee	85 74
17	H	DePaul	96 81						72	A	St. John's (NY)	64 70	154	N	Santa Clara	62 65
19	A	Creighton	77 80						72	H	St. John's (NY)	72 82	178	A	Providence	64 66
19	H	Creighton	63 83						78	H	Western Ill.	77 61	178	H	Providence	79 74
													186	A	Xavier	86 71
													186	H	Xavier	85 61
													207	A	Seton Hall	83 77
													207	H	Seton Hall	103 60
													211	A	Wisconsin	81 75
													231	A	Pacific	89 75
													243	H	Saint Francis (PA)	104 91
													250	A	Butler	72 66
													250	H	Butler	91 53
													339	H	Longwood	87 37
LAST 12 Division I GAMES:																
17	H	DePaul	96 81	178	A	Providence	64 66									
186	A	Xavier	86 71	17	A	DePaul	102 101									
250	A	Butler	72 66	250	H	Butler	91 53									
72	H	St. John's (NY)	72 82	186	H	Xavier	85 61									
207	H	Seton Hall	103 60	207	A	Seton Hall	83 77									
19	A	Creighton	77 80	72	A	St. John's (NY)	64 70									

Non-Div I Games:

Marquette

■ Loss, 
 ■ Non-Conf, 
 ■ S Site, 
 ■ H Home 
 ■ A Away 
 N Neutral

Average RPI Win:	279	WON-LOST	WINNING	LAST 10	STRENGTH OF	OPP. STRENGTH	TEAM	ADJ.	CONF.	ADJ CONF.
Average RPI Loss:	134	RECORD	PCT. RANK	GAMES	SCHEDULE	OF SCHEDULE	RPI	RPI	RPI	RPI
DIV. I ONLY	10- 13	214	2- 8	285	169	252	252	15	15	
DIV. I NON-CONF.	6- 3	97	0- 0	343	309	229	229	16	16	
TOTALS	RPI 1-25	RPI 26-50	W-L RECORDS	RPI 51-100	RPI 101-150	RPI 150+				
10- 13	0- 0	0- 0	OVERALL	0- 5	0- 4	10- 4				
7- 4	0- 0	0- 0	HOME	0- 2	0- 1	7- 1				
2- 8	0- 0	0- 0	AWAY	0- 3	0- 3	2- 2				
1- 1	0- 0	0- 0	NEUTRAL	0- 0	0- 0	1- 1				
6- 3	0- 0	0- 0	NON-CONFERENCE	0- 1	0- 1	6- 1				
4- 0	0- 0	0- 0	HOME	0- 0	0- 0	4- 0				
1- 2	0- 0	0- 0	AWAY	0- 1	0- 1	1- 0				
1- 1	0- 0	0- 0	NEUTRAL	0- 0	0- 0	1- 1				
4- 10	0- 0	0- 0	CONFERENCE	0- 4	0- 3	4- 3				
3- 4	0- 0	0- 0	HOME	0- 2	0- 1	3- 1				
1- 6	0- 0	0- 0	AWAY	0- 2	0- 2	1- 2				
0- 0	0- 0	0- 0	NEUTRAL	0- 0	0- 0	0- 0				

RPI 1-25			RPI 26-50			RPI 51-100			RPI 101+			Team's RPI: 252					
RPI	S	Opponent	Score	RPI	S	Opponent	Score	RPI	S	Opponent	Score						
								57	A	Western Ky.	57	73	107	A	North Carolina	53	75
								57	H	Western Ky.	64	78	115	A	Charlotte	77	93
								74	A	Penn St.	80	82	123	A	Old Dominion	69	73
								76	A	Middle Tenn.	69	94	126	H	Southern Miss.	78	82
								76	H	Middle Tenn.	63	72	161	H	Louisiana Tech	54	72
													182	A	UAB	55	71
													182	H	UAB	61	58
													188	A	UTSA	88	81
													189	A	Illinois	55	53
													271	H	Coastal Caro.	84	66
													283	N	Prairie View	68	78
													285	H	FIU	70	52
													301	A	UTEP	74	84
													328	H	Fla. Atlantic	76	53
													333	H	Morgan St.	62	43
													335	H	Florida A&M	77	67
													339	H	Longwood	70	50
													344	N	Sam Houston St.	73	50
LAST 12 Division I GAMES:																	
				76	A	Middle Tenn.	69	94		188	A	UTSA	88	81			
				182	A	UAB	55	71		57	A	Western Ky.	57	73			
				57	H	Western Ky.	64	78		182	H	UAB	61	58			
				161	H	Louisiana Tech	54	72		76	H	Middle Tenn.	63	72			
				126	H	Southern Miss.	78	82		115	A	Charlotte	77	93			
				301	A	UTEP	74	84		123	A	Old Dominion	69	73			

Non-Div I Games: Me.-Fort Kent 136 62 Bluefield Col. 77 35

Marshall

Loss, Non-Conf, S Site, H Home A Away N Neutral

Maryland

Through Games Of Feb. 21, 2017

Average RPI Win:	150	WON-LOST	WINNING	LAST 10	STRENGTH OF	OPP. STRENGTH	TEAM	ADJ.	CONF.	ADJ CONF.
Average RPI Loss:	13	RECORD	PCT. RANK	GAMES	SCHEDULE	OF SCHEDULE	RPI	RPI	RPI	RPI
DIV. I ONLY	26- 2	3	9- 1	134	43	21	21	6	6	
DIV. I NON-CONF.	12- 1	7	0- 0	220	62	54	54	6	6	
TOTALS	RPI 1-25	RPI 26-50	W-L RECORDS	RPI 51-100	RPI 101-150	RPI 150+				
26- 2	1- 2	6- 0	OVERALL	5- 0	1- 0	13- 0				
13- 1	0- 1	2- 0	HOME	2- 0	0- 0	9- 0				
11- 1	1- 1	3- 0	AWAY	2- 0	1- 0	4- 0				
2- 0	0- 0	1- 0	NEUTRAL	1- 0	0- 0	0- 0				
12- 1	1- 1	1- 0	NON-CONFERENCE	1- 0	1- 0	8- 0				
6- 1	0- 1	0- 0	HOME	0- 0	0- 0	6- 0				
4- 0	1- 0	0- 0	AWAY	0- 0	1- 0	2- 0				
2- 0	0- 0	1- 0	NEUTRAL	1- 0	0- 0	0- 0				
14- 1	0- 1	5- 0	CONFERENCE	4- 0	0- 0	5- 0				
7- 0	0- 0	2- 0	HOME	2- 0	0- 0	3- 0				
7- 1	0- 1	3- 0	AWAY	2- 0	0- 0	2- 0				
0- 0	0- 0	0- 0	NEUTRAL	0- 0	0- 0	0- 0				

RPI 1-25				RPI 26-50				RPI 51-100				RPI 101+			
RPI	S	Opponent	Score	RPI	S	Opponent	Score	RPI	S	Opponent	Score	RPI	S	Opponent	Score
1	H	UConn	81 87	28	N	Arizona St.	83 42	66	H	Northwestern	96 65	134	A	Duquesne	77 57
13	A	Louisville	78 72	36	H	Michigan	83 70	67	A	Minnesota	83 72	189	A	Illinois	94 49
25	A	Ohio St.	87 98	41	A	Michigan St.	89 72	74	H	Penn St.	89 83	189	H	Illinois	84 59
				47	A	Iowa	98 82	90	A	Purdue	85 70	194	A	Nebraska	93 49
				47	H	Iowa	100 81	96	N	Washington St.	79 69	201	H	UMBC	92 42
				50	A	Indiana	92 56					206	H	Towson	97 63
												211	H	Wisconsin	89 40
												212	H	Rutgers	80 71
												242	A	Niagara	96 64
												245	H	UMES	106 61
												262	A	Loyola Maryland	79 60
												280	H	Mt. St. Mary's	106 42
												325	H	Saint Peter's	101 49
												345	H	UMass Lowell	100 44
LAST 12 Division I GAMES:															
				25	A	Ohio St.	87 98	47	H	Iowa	100 81				
				211	H	Wisconsin	89 40	189	A	Illinois	94 49				
				41	A	Michigan St.	89 72	212	H	Rutgers	80 71				
				189	H	Illinois	84 59	36	H	Michigan	83 70				
				50	A	Indiana	92 56	47	A	Iowa	98 82				
				90	A	Purdue	85 70	74	H	Penn St.	89 83				

Non-Div I Games:

Maryland

Loss, Non-Conf, S Site, H Home A Away N Neutral



Massachusetts

Through Games Of Feb. 21, 2017

Average RPI Win:	280	WON-LOST	WINNING	LAST 10	STRENGTH OF	OPP. STRENGTH	TEAM	ADJ.	CONF.	ADJ CONF.
Average RPI Loss:	151	RECORD	PCT. RANK	GAMES	SCHEDULE	OF SCHEDULE	RPI	RPI	RPI	RPI
DIV. I ONLY	8- 19	280	1- 8	259	155	293	293	12	12	
DIV. I NON-CONF.	5- 7	205	1- 0	304	258	263	263	12	12	
TOTALS	RPI 1-25	RPI 26-50	W-L RECORDS	RPI 51-100	RPI 101-150	RPI 150+				
8- 19	0- 0	0- 2	OVERALL	0- 3	1- 4	7- 10				
6- 6	0- 0	0- 1	HOME	0- 0	1- 1	5- 4				
1- 12	0- 0	0- 0	AWAY	0- 0	0- 1	1- 2				
1- 1	0- 0	0- 0	NEUTRAL	0- 1	0- 0	1- 0				
5- 7	0- 0	0- 1	NON-CONFERENCE	0- 2	0- 0	5- 4				
4- 0	0- 0	0- 0	HOME	0- 0	0- 0	4- 0				
0- 6	0- 0	0- 1	AWAY	0- 1	0- 0	0- 4				
1- 1	0- 0	0- 0	NEUTRAL	0- 1	0- 0	1- 0				
3- 12	0- 0	0- 1	CONFERENCE	0- 1	1- 4	2- 6				
2- 6	0- 0	0- 1	HOME	0- 0	1- 1	1- 4				
1- 6	0- 0	0- 0	AWAY	0- 1	0- 3	1- 2				
0- 0	0- 0	0- 0	NEUTRAL	0- 0	0- 0	0- 0				

RPI S	Opponent	Score	RPI S	Opponent	Score	RPI S	Opponent	Score	RPI S	Opponent	Score	Team's RPI: 293
46	H George Washington	54 60	51	A Dayton	65 77	102	A Saint Joseph's	50 81				
47	A Iowa	30 71	54	N Drexel	47 65	103	H Saint Louis	60 81				
			79	A Buffalo	47 61	119	A Fordham	43 74				
						134	H Duquesne	75 67				
						135	A VCU	52 55				
						165	A La Salle	64 68				
						165	H La Salle	52 57				
						172	A Hartford	56 75				
						180	A Hofstra	55 71				
						185	H George Mason	55 66				
						224	A Richmond	45 56				
						233	H St. Bonaventure	38 55				
						240	A Boston U.	60 64				
						273	H Bryant	68 62				
						277	A Davidson	61 60				
						277	H Davidson	59 63				
						285	A FIU	57 58				
						289	H North Dakota St.	70 58				
						304	H Rhode Island	68 67				
						312	H Holy Cross	69 66				
						318	H Central Conn. St.	76 37				
						330	N Montana	59 58				
LAST 12 Division I GAMES:												
330	N Montana	59 58	135	A VCU	52 55							
165	H La Salle	52 57	165	A La Salle	64 68							
224	A Richmond	45 56	46	H George Washington	54 60							
119	A Fordham	43 74	233	H St. Bonaventure	38 55							
277	H Davidson	59 63	134	H Duquesne	75 67							
103	H Saint Louis	60 81	277	A Davidson	61 60							

Non-Div I Games: Merrimack 73 44

Massachusetts

Loss, Non-Conf, S Site, H Home A Away N Neutral

Average RPI Win:	321	WON-LOST	WINNING	LAST 10	STRENGTH OF	OPP. STRENGTH	TEAM	ADJ.	CONF.	ADJ CONF.
Average RPI Loss:	133	RECORD	PCT. RANK	GAMES	SCHEDULE	OF SCHEDULE	RPI	RPI	RPI	RPI
DIV. I ONLY	8- 13	242	4- 6	234	287	270	270	27	27	
DIV. I NON-CONF.	1- 6	310	0- 0	212	92	300	300	27	27	
TOTALS	RPI 1-25	RPI 26-50	W-L RECORDS	RPI 51-100	RPI 101-150	RPI 150+				
8- 13	0- 0	0- 1	OVERALL	0- 1	0- 7	8- 4				
5- 5	0- 0	0- 0	HOME	0- 0	0- 2	5- 3				
3- 6	0- 0	0- 1	AWAY	0- 1	0- 3	3- 1				
0- 2	0- 0	0- 0	NEUTRAL	0- 0	0- 2	0- 0				
1- 6	0- 0	0- 1	NON-CONFERENCE	0- 0	0- 3	1- 2				
0- 2	0- 0	0- 0	HOME	0- 0	0- 0	0- 2				
1- 2	0- 0	0- 1	AWAY	0- 0	0- 1	1- 0				
0- 2	0- 0	0- 0	NEUTRAL	0- 0	0- 2	0- 0				
7- 7	0- 0	0- 0	CONFERENCE	0- 1	0- 4	7- 2				
5- 3	0- 0	0- 0	HOME	0- 0	0- 2	5- 1				
2- 4	0- 0	0- 0	AWAY	0- 1	0- 2	2- 1				
0- 0	0- 0	0- 0	NEUTRAL	0- 0	0- 0	0- 0				

RPI 1-25				RPI 26-50				RPI 51-100				RPI 101+				Team's RPI: 270	
RPI	S	Opponent	Score	RPI	S	Opponent	Score	RPI	S	Opponent	Score	RPI	S	Opponent	Score		
				44	A	Tulane	65 82	99	A	Abilene Christian	65 77	106	H	SFA	65 96		
												113	A	Central Ark.	52 67		
												113	H	Central Ark.	49 72		
												122	N	Alabama	63 84		
												131	A	Lamar University	57 79		
												136	A	TCU	70 74		
												145	N	Pittsburgh	65 71		
												158	H	Louisiana	70 77		
												161	H	Louisiana Tech	56 66		
												202	A	New Orleans	85 92		
												202	H	New Orleans	59 71		
												295	H	Nicholls St.	59 52		
												299	A	Northwestern St.	68 63		
												299	H	Northwestern St.	68 52		
												327	A	Southeastern La.	86 83		
												329	A	La.-Monroe	78 52		
												332	H	Incarnate Word	78 61		
												343	H	Houston Baptist	68 53		
												344	H	Sam Houston St.	79 56		
LAST 12 Division I GAMES:																	
				295	H	Nicholls St.	59 52	202	H	New Orleans	59 71						
				202	A	New Orleans	85 92	299	H	Northwestern St.	68 52						
				332	H	Incarnate Word	78 61	113	A	Central Ark.	52 67						
				131	A	Lamar University	57 79	327	A	Southeastern La.	86 83						
				113	H	Central Ark.	49 72	343	H	Houston Baptist	68 53						
				99	A	Abilene Christian	65 77	344	H	Sam Houston St.	79 56						

[illegible]

Loss, Non-Conf, S Site, H Home A Away N Neutral

Memphis

Through Games Of Feb. 21, 2017

Average RPI Win:	162	WON-LOST	WINNING	LAST 10	STRENGTH OF	OPP. STRENGTH	TEAM	ADJ.	CONF.	ADJ CONF.
Average RPI Loss:	128	RECORD	PCT. RANK	GAMES	SCHEDULE	OF SCHEDULE	RPI	RPI	RPI	RPI
DIV. I ONLY	13- 13	174	5- 5	117	85	151	151	5	5	
DIV. I NON-CONF.	7- 6	157	0- 0	287	166	219	219	5	5	
TOTALS	RPI 1-25	RPI 26-50	W-L RECORDS	RPI 51-100	RPI 101-150	RPI 150+				
13- 13	0- 2	2- 2	OVERALL	1- 1	2- 3	8- 5				
10- 4	0- 1	1- 1	HOME	1- 0	1- 1	7- 1				
3- 8	0- 1	1- 1	AWAY	0- 1	1- 1	1- 4				
0- 1	0- 0	0- 0	NEUTRAL	0- 0	0- 1	0- 0				
7- 6	0- 0	0- 1	NON-CONFERENCE	1- 0	0- 1	6- 4				
6- 2	0- 0	0- 1	HOME	1- 0	0- 0	5- 1				
1- 3	0- 0	0- 0	AWAY	0- 0	0- 0	1- 3				
0- 1	0- 0	0- 0	NEUTRAL	0- 0	0- 1	0- 0				
6- 7	0- 2	2- 1	CONFERENCE	0- 1	2- 2	2- 1				
4- 2	0- 1	1- 0	HOME	0- 0	1- 1	2- 0				
2- 5	0- 1	1- 1	AWAY	0- 1	1- 1	0- 1				
0- 0	0- 0	0- 0	NEUTRAL	0- 0	0- 0	0- 0				

RPI	S	Opponent	Score	RPI	S	Opponent	Score	RPI	S	Opponent	Score	RPI	S	Opponent	Score	Team's RPI: 151
24	A	Temple	51 66	34	A	South Fla.	49 79	91	H	Vanderbilt	75 59	114	A	UCF	65 62	
24	H	Temple	67 73	34	H	South Fla.	62 57	92	A	SMU	44 53	114	H	UCF	65 59	
				44	A	Tulane	55 52					137	A	Cincinnati	57 68	
				48	H	Little Rock	44 54					137	H	Cincinnati	59 66	
												143	N	Arkansas	61 91	
												155	H	East Carolina	72 50	
												157	H	Missouri St.	69 60	
												159	A	Tulsa	52 57	
												161	H	Louisiana Tech	56 54	
												166	H	Kansas	58 68	
												173	H	Houston	66 65	
												184	A	Southern Ill.	61 69	
												189	A	Illinois	64 54	
												230	A	Samford	42 48	
												279	H	Southeast Mo. St.	65 63	
												290	A	Nevada	67 75	
												295	H	Nicholls St.	73 62	
												299	H	Northwestern St.	54 38	
LAST 12 Division I GAMES:																
137	A	Cincinnati	57 68	173	H	Houston	66 65									
155	H	East Carolina	72 50	24	A	Temple	51 66									
44	A	Tulane	55 52	34	A	South Fla.	49 79									
34	H	South Fla.	62 57	137	H	Cincinnati	59 66									
92	A	SMU	44 53	114	A	UCF	65 62									
114	H	UCF	65 59	159	A	Tulsa	52 57									

Non-Div I Games:

Memphis

Loss, Non-Conf, S Site, H Home A Away N Neutral

Average RPI Win:	242	WON-LOST	WINNING	LAST 10	STRENGTH OF	OPP. STRENGTH	TEAM	ADJ.	CONF.	ADJ CONF.
Average RPI Loss:	66	RECORD	PCT. RANK	GAMES	SCHEDULE	OF SCHEDULE	RPI	RPI	RPI	RPI
DIV. I ONLY	19- 5	25	9- 1	278	138	95	95	17	17	
DIV. I NON-CONF.	8- 3	67	0- 0	316	49	123	123	20	20	
TOTALS	RPI 1-25	RPI 26-50	W-L RECORDS	RPI 51-100	RPI 101-150	RPI 150+				
19- 5	0- 1	0- 0	OVERALL	0- 4	0- 0	19- 0				
9- 2	0- 1	0- 0	HOME	0- 1	0- 0	9- 0				
10- 3	0- 0	0- 0	AWAY	0- 3	0- 0	10- 0				
0- 0	0- 0	0- 0	NEUTRAL	0- 0	0- 0	0- 0				
8- 3	0- 1	0- 0	NON-CONFERENCE	0- 2	0- 0	8- 0				
3- 1	0- 1	0- 0	HOME	0- 0	0- 0	3- 0				
5- 2	0- 0	0- 0	AWAY	0- 2	0- 0	5- 0				
0- 0	0- 0	0- 0	NEUTRAL	0- 0	0- 0	0- 0				
11- 2	0- 0	0- 0	CONFERENCE	0- 2	0- 0	11- 0				
6- 1	0- 0	0- 0	HOME	0- 1	0- 0	6- 0				
5- 1	0- 0	0- 0	AWAY	0- 1	0- 0	5- 0				
0- 0	0- 0	0- 0	NEUTRAL	0- 0	0- 0	0- 0				

RPI 1-25				RPI 26-50				RPI 51-100				Team's RPI: 95		RPI 101+			
RPI	S	Opponent	Score	RPI	S	Opponent	Score	RPI	S	Opponent	Score			RPI	S	Opponent	Score
11	H	Florida St.	40 83					53	A	Georgia Tech	50 70			173	A	Houston	64 60
								87	A	Georgia	64 72			189	A	Illinois	51 33
								89	A	Chattanooga	50 70			191	A	ETSU	71 56
								89	H	Chattanooga	56 74			191	H	ETSU	72 55
														197	H	Campbell	76 60
														203	A	UNCG	77 64
														203	H	UNCG	58 47
														228	A	Ga. Southern	77 56
														230	H	Samford	59 49
														237	A	Furman	68 47
														237	H	Furman	76 52
														267	A	Wofford	61 46
														267	H	Wofford	54 39
														276	H	Kennesaw St.	61 46
														277	A	Davidson	67 60
														288	A	Western Caro.	59 57
														288	H	Western Caro.	84 53
														328	H	Fla. Atlantic	74 57
														336	A	Winthrop	71 48
LAST 12 Division I GAMES:																	
				237	A	Furman	68 47					230	H	Samford	59 49		
				267	A	Wofford	61 46					267	H	Wofford	54 39		
												237	H	Furman	76 52		
				288	H	Western Caro.	84 53					288	A	Western Caro.	59 57		
				191	A	ETSU	71 56					203	A	UNCG	77 64		
				89	A	Chattanooga	50 70					89	H	Chattanooga	56 74		

Non-Div I Games: West Ga. 67 36 Paine 93 50 Emmanuel (GA) 84 70

Mercer

Loss, Non-Conf, S Site, H Home A Away N Neutral

Average RPI Win:	135	WON-LOST	WINNING	LAST 10	STRENGTH OF	OPP. STRENGTH	TEAM	ADJ.	CONF.	ADJ CONF.
Average RPI Loss:	13	RECORD	PCT. RANK	GAMES	SCHEDULE	OF SCHEDULE	RPI	RPI	RPI	RPI
DIV. I ONLY	19- 7	57	6- 4	29	22	16	16	3	3	
DIV. I NON-CONF.	11- 1	12	0- 0	136	51	18	18	4	4	
TOTALS	RPI 1-25	RPI 26-50	W-L RECORDS	RPI 51-100	RPI 101-150	RPI 150+				
19- 7	1- 6	2- 1	OVERALL	4- 0	7- 0	5- 0				
12- 2	0- 2	1- 0	HOME	2- 0	5- 0	4- 0				
6- 5	1- 4	1- 1	AWAY	2- 0	1- 0	1- 0				
1- 0	0- 0	0- 0	NEUTRAL	0- 0	1- 0	0- 0				
11- 1	1- 1	0- 0	NON-CONFERENCE	2- 0	4- 0	4- 0				
7- 0	0- 0	0- 0	HOME	1- 0	3- 0	3- 0				
3- 1	1- 1	0- 0	AWAY	1- 0	0- 0	1- 0				
1- 0	0- 0	0- 0	NEUTRAL	0- 0	1- 0	0- 0				
8- 6	0- 5	2- 1	CONFERENCE	2- 0	3- 0	1- 0				
5- 2	0- 2	1- 0	HOME	1- 0	2- 0	1- 0				
3- 4	0- 3	1- 1	AWAY	1- 0	1- 0	0- 0				
0- 0	0- 0	0- 0	NEUTRAL	0- 0	0- 0	0- 0				

RPI S	Opponent	Score	RPI S	Opponent	Score	RPI S	Opponent	Score	RPI S	Opponent	Score
2	H Notre Dame	55 67	31	A Syracuse	48 81	60	A Wake Forest	79 56	107	H North Carolina	100 88
7	A Duke	70 83	37	A North Carolina St.	67 64	72	A St. John's (NY)	62 50	108	H Clemson	81 57
11	A Florida St.	71 80	45	H Virginia	63 52	86	H Virginia Tech	82 75	115	H Charlotte	80 46
11	H Florida St.	66 81				98	H Texas Tech	74 56	123	H Old Dominion	66 56
13	A Louisville	59 63							141	H Maine	76 51
14	A Kentucky	66 82							142	N Albany (NY)	77 53
25	A Ohio St.	94 89							145	A Pittsburgh	82 50
									170	H Boston College	58 51
									216	H Grambling	89 61
									275	H Coppin St.	75 35
									285	A FIU	69 49
									315	H Loyola Chicago	81 43
LAST 12 Division I GAMES:											
7	A Duke	70 83	107	H North Carolina	100 88						
108	H Clemson	81 57	31	A Syracuse	48 81						
45	H Virginia	63 52	13	A Louisville	59 63						
11	A Florida St.	71 80	86	H Virginia Tech	82 75						
60	A Wake Forest	79 56	2	H Notre Dame	55 67						
170	H Boston College	58 51	37	A North Carolina St.	67 64						

Non-Div I Games:

Miami (FL)

■ Loss, 
■ Non-Conf, S Site, 
■ Home 
■ Away 
N Neutral

Average RPI Win:	283	WON-LOST	WINNING	LAST 10	STRENGTH OF	OPP. STRENGTH	TEAM	ADJ.	CONF.	ADJ CONF.
Average RPI Loss:	123	RECORD	PCT. RANK	GAMES	SCHEDULE	OF SCHEDULE	RPI	RPI	RPI	RPI
DIV. I ONLY	7- 18	289	2- 8	121	206	238	238	10	10	
DIV. I NON-CONF.	4- 7	224	0- 0	201	337	236	236	11	11	
TOTALS	RPI 1-25	RPI 26-50	W-L RECORDS	RPI 51-100	RPI 101-150	RPI 150+				
7- 18	0- 0	0- 2	OVERALL	0- 7	0- 3	7- 6				
2- 9	0- 0	0- 1	HOME	0- 3	0- 2	2- 3				
3- 7	0- 0	0- 1	AWAY	0- 4	0- 1	3- 1				
2- 2	0- 0	0- 0	NEUTRAL	0- 0	0- 0	2- 2				
4- 7	0- 0	0- 0	NON-CONFERENCE	0- 1	0- 2	4- 4				
0- 3	0- 0	0- 0	HOME	0- 1	0- 1	0- 1				
2- 2	0- 0	0- 0	AWAY	0- 0	0- 1	2- 1				
2- 2	0- 0	0- 0	NEUTRAL	0- 0	0- 0	2- 2				
3- 11	0- 0	0- 2	CONFERENCE	0- 6	0- 1	3- 2				
2- 6	0- 0	0- 1	HOME	0- 2	0- 1	2- 2				
1- 5	0- 0	0- 1	AWAY	0- 4	0- 0	1- 0				
0- 0	0- 0	0- 0	NEUTRAL	0- 0	0- 0	0- 0				

RPI	S	Opponent	Score	RPI	S	Opponent	Score	RPI	S	Opponent	Score	RPI	S	Opponent	Score	Team's RPI: 238
40	A	Central Mich.	61 80	65	H	IUPUI	53 65	130	H	Ball St.	60 81					
49	H	Ohio	62 79	79	A	Buffalo	45 71	137	H	Cincinnati	43 49					
				79	H	Buffalo	51 68	138	A	Wright St.	57 65					
				82	A	Northern Ill.	76 89	165	N	La Salle	70 79					
				82	H	Northern Ill.	61 63	175	A	Morehead St.	43 77					
				84	A	Toledo	50 64	176	H	Western Mich.	60 85					
				100	A	Kent St.	66 84	178	N	Providence	59 75					
								205	H	Indiana St.	54 62					
								222	H	Akron	54 49					
								258	H	Bowling Green	59 61					
								274	A	Austin Peay	73 58					
								287	A	Eastern Mich.	79 63					
								287	H	Eastern Mich.	72 61					
								294	A	Northern Ky.	60 50					
								297	N	Eastern Ky.	65 54					
								322	N	Fort Wayne	69 47					
LAST 12 Division I GAMES:																
258	H	Bowling Green	59 61	49	H	Ohio	62 79									
82	H	Northern Ill.	61 63	82	A	Northern Ill.	76 89									
287	A	Eastern Mich.	79 63	40	A	Central Mich.	61 80									
222	H	Akron	54 49	79	H	Buffalo	51 68									
130	H	Ball St.	60 81	287	H	Eastern Mich.	72 61									
100	A	Kent St.	66 84	84	A	Toledo	50 64									

Non-Div I Games: Cedarville 70 57 Northwood 64 49

Miami (OH)

Loss, Non-Conf, S Site, H Home A Away N Neutral

Average RPI Win:	163	WON-LOST	WINNING	LAST 10	STRENGTH OF	OPP. STRENGTH	TEAM	ADJ.	CONF.	ADJ CONF.
Average RPI Loss:	49	RECORD	PCT. RANK	GAMES	SCHEDULE	OF SCHEDULE	RPI	RPI	RPI	RPI
DIV. I ONLY	21- 7	44	7- 3	90	69	36	36	6	6	
DIV. I NON-CONF.	11- 3	53	0- 0	126	135	48	48	6	6	
TOTALS	RPI 1-25	RPI 26-50	W-L RECORDS	RPI 51-100	RPI 101-150	RPI 150+				
21- 7	0- 4	3- 2	OVERALL	5- 0	0- 0	13- 1				
13- 1	0- 0	3- 1	HOME	2- 0	0- 0	8- 0				
6- 5	0- 3	0- 1	AWAY	2- 0	0- 0	4- 1				
2- 1	0- 1	0- 0	NEUTRAL	1- 0	0- 0	1- 0				
11- 3	0- 2	1- 0	NON-CONFERENCE	2- 0	0- 0	8- 1				
7- 0	0- 0	1- 0	HOME	0- 0	0- 0	6- 0				
2- 2	0- 1	0- 0	AWAY	1- 0	0- 0	1- 1				
2- 1	0- 1	0- 0	NEUTRAL	1- 0	0- 0	1- 0				
10- 4	0- 2	2- 2	CONFERENCE	3- 0	0- 0	5- 0				
6- 1	0- 0	2- 1	HOME	2- 0	0- 0	2- 0				
4- 3	0- 2	0- 1	AWAY	1- 0	0- 0	3- 0				
0- 0	0- 0	0- 0	NEUTRAL	0- 0	0- 0	0- 0				

RPI 1-25				RPI 26-50				Team's RPI: 36		RPI 51-100				RPI 101+			
RPI	S	Opponent	Score	RPI	S	Opponent	Score			RPI	S	Opponent	Score	RPI	S	Opponent	Score
11	N	Florida St.	62 76	41	H	Michigan St.	68 86			53	A	Georgia Tech	92 52	163	H	Oakland	101 63
12	A	UCLA	64 84	47	H	Iowa	72 70			66	H	Northwestern	80 54	176	H	Western Mich.	66 40
21	A	Maryland	70 83	49	H	Ohio	69 46			67	H	Minnesota	84 69	186	A	Xavier	58 61
25	A	Ohio St.	87 96	50	A	Indiana	61 72			77	N	Gonzaga	78 66	189	A	Illinois	86 70
				50	H	Indiana	78 74			90	A	Purdue	72 62	194	A	Nebraska	84 51
LAST 12 Division I GAMES:																	
				41	H	Michigan St.	68 86			66	H	Northwestern	80 54				
				50	A	Indiana	61 72			194	A	Nebraska	84 51				
				211	H	Wisconsin	75 66			21	A	Maryland	70 83				
				90	A	Purdue	72 62			67	H	Minnesota	84 69				
				47	H	Iowa	72 70			50	H	Indiana	78 74				
				189	A	Illinois	86 70			25	A	Ohio St.	87 96				

Non-Div I Games:

Michigan

■ Loss, 
 ■ Non-Conf, 
 ■ S Site, 
 ■ H Home 
 ■ A Away 
 N Neutral

Average RPI Win:	144	WON-LOST	WINNING	LAST 10	STRENGTH OF	OPP. STRENGTH	TEAM	ADJ.	CONF.	ADJ CONF.
Average RPI Loss:	65	RECORD	PCT. RANK	GAMES	SCHEDULE	OF SCHEDULE	RPI	RPI	RPI	RPI
DIV. I ONLY	18- 9	80	5- 5	62	51	41	41	6	6	
DIV. I NON-CONF.	10- 3	54	0- 0	58	73	33	33	6	6	
TOTALS	RPI 1-25	RPI 26-50	W-L RECORDS	RPI 51-100	RPI 101-150	RPI 150+				
18- 9	1- 2	3- 3	OVERALL	2- 3	2- 0	10- 1				
10- 3	1- 2	1- 0	HOME	1- 1	1- 0	6- 0				
7- 6	0- 0	2- 3	AWAY	1- 2	0- 0	4- 1				
1- 0	0- 0	0- 0	NEUTRAL	0- 0	1- 0	0- 0				
10- 3	0- 1	1- 2	NON-CONFERENCE	0- 0	2- 0	7- 0				
5- 1	0- 1	0- 0	HOME	0- 0	1- 0	4- 0				
4- 2	0- 0	1- 2	AWAY	0- 0	0- 0	3- 0				
1- 0	0- 0	0- 0	NEUTRAL	0- 0	1- 0	0- 0				
8- 6	1- 1	2- 1	CONFERENCE	2- 3	0- 0	3- 1				
5- 2	1- 1	1- 0	HOME	1- 1	0- 0	2- 0				
3- 4	0- 0	1- 1	AWAY	1- 2	0- 0	1- 1				
0- 0	0- 0	0- 0	NEUTRAL	0- 0	0- 0	0- 0				

RPI 1-25				RPI 26-50				Team's RPI: 41	RPI 51-100				RPI 101+			
RPI	S	Opponent	Score	RPI	S	Opponent	Score		RPI	S	Opponent	Score	RPI	S	Opponent	Score
2	H	Notre Dame	61 79	30	A	Oregon	55 88		66	A	Northwestern	65 76	112	H	Wyoming	63 51
21	H	Maryland	72 89	31	A	Syracuse	64 75		67	A	Minnesota	93 74	129	N	Delaware	81 64
25	H	Ohio St.	94 75	36	A	Michigan	86 68		67	H	Minnesota	85 69	153	H	Northeastern	78 44
				43	A	Quinnipiac	71 54		90	A	Purdue	54 66	163	H	Oakland	81 74
				47	A	Iowa	83 87		90	H	Purdue	66 76	169	A	CSUN	63 59
				50	H	Indiana	69 60						176	A	Western Mich.	68 64
													189	H	Illinois	71 47
													194	H	Nebraska	93 73
													211	A	Wisconsin	81 57
													212	A	Rutgers	58 62
													227	H	Southern U.	70 55
													277	H	Davidson	70 34
													304	A	Rhode Island	85 48
LAST 12 Division I GAMES:																
				36	A	Michigan	86 68		211	A	Wisconsin	81 57				
				67	H	Minnesota	85 69		90	H	Purdue	66 76				
				21	H	Maryland	72 89		66	A	Northwestern	65 76				
				47	A	Iowa	83 87		212	A	Rutgers	58 62				
				50	H	Indiana	69 60		25	H	Ohio St.	94 75				
				67	A	Minnesota	93 74		194	H	Nebraska	93 73				

Non-Div I Games:

Michigan St.

■ Loss, 
 ■ Non-Conf, S Site, 
 ■ Home 
 ■ Away 
 N Neutral



## Middle Tenn.

Through Games Of Feb. 21, 2017

Average RPI Win:	196	WON-LOST	WINNING	LAST 10	STRENGTH OF	OPP. STRENGTH	TEAM	ADJ.	CONF.	ADJ CONF.
Average RPI Loss:	49	RECORD	PCT. RANK	GAMES	SCHEDULE	OF SCHEDULE	RPI	RPI	RPI	RPI
DIV. I ONLY	17- 9	93	8- 2	72	95	76	76	15	15	
DIV. I NON-CONF.	5- 6	186	0- 0	26	5	96	96	16	16	
TOTALS	RPI 1-25	RPI 26-50	W-L RECORDS	RPI 51-100	RPI 101-150	RPI 150+				
17- 9	0- 2	2- 3	OVERALL	0- 3	2- 1	13- 0				
10- 5	0- 1	2- 2	HOME	0- 2	0- 0	8- 0				
7- 4	0- 1	0- 1	AWAY	0- 1	2- 1	5- 0				
0- 0	0- 0	0- 0	NEUTRAL	0- 0	0- 0	0- 0				
5- 6	0- 2	2- 3	NON-CONFERENCE	0- 1	0- 0	3- 0				
3- 4	0- 1	2- 2	HOME	0- 1	0- 0	1- 0				
2- 2	0- 1	0- 1	AWAY	0- 0	0- 0	2- 0				
0- 0	0- 0	0- 0	NEUTRAL	0- 0	0- 0	0- 0				
12- 3	0- 0	0- 0	CONFERENCE	0- 2	2- 1	10- 0				
7- 1	0- 0	0- 0	HOME	0- 1	0- 0	7- 0				
5- 2	0- 0	0- 0	AWAY	0- 1	2- 1	3- 0				
0- 0	0- 0	0- 0	NEUTRAL	0- 0	0- 0	0- 0				

RPI 1-25				RPI 26-50				RPI 51-100				Team's RPI: 76	RPI 101+			
RPI	S	Opponent	Score	RPI	S	Opponent	Score	RPI	S	Opponent	Score		RPI	S	Opponent	Score
13	H	Louisville	72 91	28	H	Arizona St.	48 69	53	H	Georgia Tech	60 61		115	A	Charlotte	83 81
14	A	Kentucky	48 61	40	H	Central Mich.	79 69	57	A	Western Ky.	51 66		123	A	Old Dominion	80 63
				44	H	Tulane	62 59	57	H	Western Ky.	75 82		126	A	Southern Miss.	61 81
				45	A	Virginia	51 63						157	A	Missouri St.	71 52
				49	H	Ohio	52 73						161	A	Louisiana Tech	79 65
													168	H	Rice	71 61
													182	A	UAB	64 61
													187	H	North Texas	60 52
													188	H	UTSA	77 63
													252	A	Marshall	72 63
													252	H	Marshall	94 69
													269	A	Tennessee Tech	73 62
													274	H	Austin Peay	82 51
													285	H	FIU	95 43
													301	H	UTEP	76 53
													328	H	Fla. Atlantic	87 69
LAST 12 Division I GAMES:																
252	H	Marshall	94 69	161	A	Louisiana Tech	79 65									
57	H	Western Ky.	75 82	126	A	Southern Miss.	61 81									
115	A	Charlotte	83 81	328	H	Fla. Atlantic	87 69									
123	A	Old Dominion	80 63	285	H	FIU	95 43									
301	H	UTEP	76 53	57	A	Western Ky.	51 66									
188	H	UTSA	77 63	252	A	Marshall	72 63									

Non-Div I Games:

Middle Tenn.

■ Loss, 
 ■ Non-Conf, S Site, 
 ■ Home 
 ■ Away 
 N Neutral

Average RPI Win: 256		WON-LOST	WINNING	LAST 10	STRENGTH OF	OPP. STRENGTH	TEAM	ADJ.	CONF.	ADJ CONF.
Average RPI Loss: 106		RECORD	PCT. RANK	GAMES	SCHEDULE	OF SCHEDULE	RPI	RPI	RPI	RPI
DIV. I ONLY		19- 8	67	5- 2	310	182	147	147	19	19
DIV. I NON-CONF.		8- 3	67	1- 0	332	137	167	167	21	21
TOTALS		RPI 1-25	RPI 26-50		W-L RECORDS		RPI 51-100	RPI 101-150	RPI 150+	
19- 8	0- 0	1- 2		OVERALL		1- 2	0- 1		17- 3	
11- 3	0- 0	1- 0		HOME		1- 1	0- 1		9- 1	
7- 5	0- 0	0- 2		AWAY		0- 1	0- 0		7- 2	
1- 0	0- 0	0- 0		NEUTRAL		0- 0	0- 0		1- 0	
8- 3	0- 0	0- 1		NON-CONFERENCE		1- 2	0- 0		7- 0	
4- 1	0- 0	0- 0		HOME		1- 1	0- 0		3- 0	
3- 2	0- 0	0- 1		AWAY		0- 1	0- 0		3- 0	
1- 0	0- 0	0- 0		NEUTRAL		0- 0	0- 0		1- 0	
11- 5	0- 0	1- 1		CONFERENCE		0- 0	0- 1		10- 3	
7- 2	0- 0	1- 0		HOME		0- 0	0- 1		6- 1	
4- 3	0- 0	0- 1		AWAY		0- 0	0- 0		4- 2	
0- 0	0- 0	0- 0		NEUTRAL		0- 0	0- 0		0- 0	

[illegible]

Non-Div I Games:

Milwaukee

Loss, Non-Conf, S Site, H Home A Away N Neutral

Average RPI Win:	137	WON-LOST	WINNING	LAST 10	STRENGTH OF	OPP. STRENGTH	TEAM	ADJ.	CONF.	ADJ CONF.
Average RPI Loss:	44	RECORD	PCT. RANK	GAMES	SCHEDULE	OF SCHEDULE	RPI	RPI	RPI	RPI
DIV. I ONLY	14- 13	165	3- 5	13	48	67	67	6	6	
DIV. I NON-CONF.	9- 4	85	0- 0	8	31	22	22	6	6	
TOTALS	RPI 1-25	RPI 26-50	W-L RECORDS	RPI 51-100	RPI 101-150	RPI 150+				
14- 13	0- 5	1- 5	OVERALL	4- 2	2- 1	7- 0				
11- 4	0- 3	1- 1	HOME	4- 0	0- 0	6- 0				
3- 7	0- 2	0- 4	AWAY	0- 1	2- 0	1- 0				
0- 2	0- 0	0- 0	NEUTRAL	0- 1	0- 1	0- 0				
9- 4	0- 2	1- 0	NON-CONFERENCE	3- 1	2- 1	3- 0				
7- 1	0- 1	1- 0	HOME	3- 0	0- 0	3- 0				
2- 1	0- 1	0- 0	AWAY	0- 0	2- 0	0- 0				
0- 2	0- 0	0- 0	NEUTRAL	0- 1	0- 1	0- 0				
5- 9	0- 3	0- 5	CONFERENCE	1- 1	0- 0	4- 0				
4- 3	0- 2	0- 1	HOME	1- 0	0- 0	3- 0				
1- 6	0- 1	0- 4	AWAY	0- 1	0- 0	1- 0				
0- 0	0- 0	0- 0	NEUTRAL	0- 0	0- 0	0- 0				

RPI 1-25				RPI 26-50				RPI 51-100				RPI 101+			
RPI	S	Opponent	Score	RPI	S	Opponent	Score	RPI	S	Opponent	Score	RPI	S	Opponent	Score
4	A	South Carolina	58 98	27	H	Harvard	103 87	58	H	Georgetown	68 60	107	N	North Carolina	77 91
11	H	Florida St.	61 75	36	A	Michigan	69 84	61	H	Belmont	75 74	135	A	VCU	79 69
21	H	Maryland	72 83	41	A	Michigan St.	69 85	66	H	Northwestern	71 61	139	A	New Mexico	69 65
25	A	Ohio St.	62 87	41	H	Michigan St.	74 93	74	A	Penn St.	66 77	156	H	Army West Point	70 52
25	H	Ohio St.	76 88	47	A	Iowa	65 80	87	N	Georgia	58 70	160	H	Detroit Mercy	111 91
				50	A	Indiana	62 78	100	H	Kent St.	92 62	189	H	Illinois	78 50
												194	A	Nebraska	79 69
												207	H	Seton Hall	90 57
												211	H	Wisconsin	88 60
												212	H	Rutgers	80 46
LAST 12 Division I GAMES:															
				66	H	Northwestern	71 61	25	H	Ohio St.	76 88				
				41	A	Michigan St.	69 85	47	A	Iowa	65 80				
				212	H	Rutgers	80 46	189	H	Illinois	78 50				
				74	A	Penn St.	66 77	36	A	Michigan	69 84				
				194	A	Nebraska	79 69	211	H	Wisconsin	88 60				
				41	H	Michigan St.	74 93	50	A	Indiana	62 78				

Non-Div I Games:

Minnesota

■ Loss, 
■ Non-Conf, 
■ S Site, 
■ H Home 
■ A Away 
N Neutral

## Mississippi St.

Through Games Of Feb. 21, 2017

Average RPI Win:	95	WON-LOST	WINNING	LAST 10	STRENGTH OF	OPP. STRENGTH	TEAM	ADJ.	CONF.	ADJ CONF.
Average RPI Loss:	4	RECORD	PCT. RANK	GAMES	SCHEDULE	OF SCHEDULE	RPI	RPI	RPI	RPI
DIV. I ONLY	27- 1	2	9- 1	30	10	3	3	2	2	
DIV. I NON-CONF.	14- 0	1	0- 0	71	17	4	4	2	2	
TOTALS	RPI 1-25	RPI 26-50	W-L RECORDS	RPI 51-100	RPI 101-150	RPI 150+				
27- 1	5- 1	5- 0	OVERALL	7- 0	6- 0	4- 0				
10- 0	3- 0	1- 0	HOME	3- 0	1- 0	2- 0				
12- 1	2- 1	2- 0	AWAY	2- 0	5- 0	1- 0				
5- 0	0- 0	2- 0	NEUTRAL	2- 0	0- 0	1- 0				
14- 0	1- 0	3- 0	NON-CONFERENCE	4- 0	2- 0	4- 0				
3- 0	1- 0	0- 0	HOME	0- 0	0- 0	2- 0				
6- 0	0- 0	1- 0	AWAY	2- 0	2- 0	1- 0				
5- 0	0- 0	2- 0	NEUTRAL	2- 0	0- 0	1- 0				
13- 1	4- 1	2- 0	CONFERENCE	3- 0	4- 0	0- 0				
7- 0	2- 0	1- 0	HOME	3- 0	1- 0	0- 0				
6- 1	2- 1	1- 0	AWAY	0- 0	3- 0	0- 0				
0- 0	0- 0	0- 0	NEUTRAL	0- 0	0- 0	0- 0				

RPI 1-25				Team's RPI: 3				RPI 26-50				RPI 51-100				RPI 101+			
RPI	S	Opponent	Score		RPI	S	Opponent	Score		RPI	S	Opponent	Score		RPI	S	Opponent	Score	
4	A	South Carolina	61 64		29	H	LSU	74 48		55	N	Villanova	108 62		116	A	Ole Miss	66 44	
10	H	Texas	79 68		30	N	Oregon	75 63		59	A	Iowa St.	85 81		116	H	Ole Miss	73 62	
20	A	Texas A&M	72 67		42	A	Auburn	77 47		63	A	Southern California	76 72		122	A	Alabama	67 54	
20	H	Texas A&M	71 61		44	N	Tulane	66 49		81	H	Florida	82 49		126	A	Southern Miss.	72 50	
22	A	Tennessee	74 64		48	A	Little Rock	58 44		87	H	Georgia	58 49		141	A	Maine	87 43	
23	H	Missouri	70 53							91	H	Vanderbilt	86 41		143	A	Arkansas	59 51	
										92	N	SMU	91 42		195	N	San Jose St.	88 51	
															213	H	Alabama St.	90 47	
															268	A	Hawaii	66 41	
															299	H	Northwestern St.	106 30	
LAST 12 Division I GAMES:																			
20	A	Texas A&M	72 67		20	H	Texas A&M	71 61											
87	H	Georgia	58 49		4	A	South Carolina	61 64											
116	A	Ole Miss	66 44		122	A	Alabama	67 54											
91	H	Vanderbilt	86 41		116	H	Ole Miss	73 62											
23	H	Missouri	70 53		81	H	Florida	82 49											
42	A	Auburn	77 47		22	A	Tennessee	74 64											

Non-Div I Games:

Mississippi St.

■ Loss, 
 ■ Non-Conf, S Site, 
 ■ Home 
 ■ Away 
 N Neutral

Average RPI Win:	300	WON-LOST	WINNING	LAST 10	STRENGTH OF	OPP. STRENGTH	TEAM	ADJ.	CONF.	ADJ CONF.
Average RPI Loss:	194	RECORD	PCT. RANK	GAMES	SCHEDULE	OF SCHEDULE	RPI	RPI	RPI	RPI
DIV. I ONLY	7- 17	287	4- 6	303	318	305	305	30	30	
DIV. I NON-CONF.	1- 8	314	0- 0	105	132	255	255	30	30	
TOTALS	RPI 1-25	RPI 26-50	W-L RECORDS	RPI 51-100	RPI 101-150	RPI 150+				
7- 17	0- 1	0- 0	OVERALL	0- 1	0- 3	7- 12				
3- 5	0- 0	0- 0	HOME	0- 1	0- 0	3- 4				
4- 12	0- 0	0- 0	AWAY	0- 0	0- 1	4- 2				
0- 0	0- 0	0- 0	NEUTRAL	0- 0	0- 0	0- 0				
1- 8	0- 1	0- 0	NON-CONFERENCE	0- 1	0- 3	1- 3				
0- 2	0- 0	0- 0	HOME	0- 1	0- 0	0- 1				
1- 6	0- 1	0- 0	AWAY	0- 0	0- 3	1- 2				
0- 0	0- 0	0- 0	NEUTRAL	0- 0	0- 0	0- 0				
6- 9	0- 0	0- 0	CONFERENCE	0- 0	0- 0	6- 9				
3- 3	0- 0	0- 0	HOME	0- 0	0- 0	3- 3				
3- 6	0- 0	0- 0	AWAY	0- 0	0- 0	3- 6				
0- 0	0- 0	0- 0	NEUTRAL	0- 0	0- 0	0- 0				

RPI 1-25				RPI 26-50				RPI 51-100				RPI 101+ Team's RPI: 305			
RPI	S	Opponent	Score	RPI	S	Opponent	Score	RPI	S	Opponent	Score	RPI	S	Opponent	Score
5	A	Baylor	36 101					80	H	Colorado	64 76	116	A	Ole Miss	30 67
												122	A	Alabama	44 93
												126	A	Southern Miss.	55 83
												182	A	UAB	46 80
												211	A	Wisconsin	61 103
												213	A	Alabama St.	57 71
												213	H	Alabama St.	73 79
												216	A	Grambling	67 88
												217	A	Texas Southern	54 60
												217	H	Texas Southern	75 74
												227	A	Southern U.	44 51
												227	H	Southern U.	51 62
												246	H	Murray St.	62 80
												254	A	Ark.-Pine Bluff	73 63
												283	A	Prairie View	65 96
												283	H	Prairie View	64 55
												299	A	Northwestern St.	68 64
												308	A	Alcorn	49 69
												308	H	Alcorn	60 68
												346	A	Jackson St.	62 57
												349	A	Alabama A&M	58 52
												349	H	Alabama A&M	60 58
LAST 12 Division I GAMES:															
217	A	Texas Southern	54 60	216	A	Grambling	67 88								
283	A	Prairie View	65 96	346	A	Jackson St.	62 57								
227	H	Southern U.	51 62	217	H	Texas Southern	75 74								
308	H	Alcorn	60 68	283	H	Prairie View	64 55								
213	A	Alabama St.	57 71	227	A	Southern U.	44 51								
349	A	Alabama A&M	58 52	308	A	Alcorn	49 69								

Non-Div I Games: Blue Mountain 66 40 Tougaloo 99 55

Mississippi Val.

Loss, Non-Conf, S Site, H Home A Away N Neutral

Average RPI Win:	115	WON-LOST	WINNING	LAST 10	STRENGTH OF	OPP. STRENGTH	TEAM	ADJ.	CONF.	ADJ CONF.
Average RPI Loss:	46	RECORD	PCT. RANK	GAMES	SCHEDULE	OF SCHEDULE	RPI	RPI	RPI	RPI
DIV. I ONLY	19- 9	79	8- 2	12	34	23	23	2	2	
DIV. I NON-CONF.	10- 4	80	0- 0	37	113	39	39	2	2	
TOTALS	RPI 1-25	RPI 26-50	W-L RECORDS	RPI 51-100	RPI 101-150	RPI 150+				
19- 9	4- 4	1- 1	OVERALL	5- 2	2- 2	7- 0				
14- 1	3- 0	1- 0	HOME	3- 0	1- 1	6- 0				
4- 7	0- 1	0- 0	AWAY	2- 0	1- 0	1- 0				
1- 1	1- 0	0- 0	NEUTRAL	0- 1	0- 0	0- 0				
10- 4	1- 1	0- 0	NON-CONFERENCE	2- 2	0- 1	7- 0				
8- 0	0- 0	0- 0	HOME	2- 0	0- 0	6- 0				
1- 3	0- 1	0- 0	AWAY	0- 1	0- 1	1- 0				
1- 1	1- 0	0- 0	NEUTRAL	0- 1	0- 0	0- 0				
9- 5	3- 3	1- 1	CONFERENCE	3- 0	2- 1	0- 0				
6- 1	3- 0	1- 0	HOME	1- 0	1- 1	0- 0				
3- 4	0- 3	0- 1	AWAY	2- 0	1- 0	0- 0				
0- 0	0- 0	0- 0	NEUTRAL	0- 0	0- 0	0- 0				

RPI	S	Opponent	Score
3	A	Mississippi St.	53 70
4	H	South Carolina	62 60
7	A	Washington	66 79
14	A	Kentucky	62 64
14	H	Kentucky	73 67
19	N	Creighton	72 63
20	H	Texas A&M	78 76
22	A	Tennessee	66 77

RPI	S	Opponent	Score
29	A	LSU	71 80
42	H	Auburn	68 53

RPI	S	Opponent	Score
53	N	Georgia Tech	70 72
65	A	IUPUI	45 73
78	H	Western Ill.	71 68
81	A	Florida	74 67
87	H	Georgia	63 45
91	A	Vanderbilt	74 68
99	H	Abilene Christian	52 46

RPI	S	Opponent	Score
103	A	Saint Louis	61 72
122	H	Alabama	58 59
143	A	Arkansas	60 46
143	H	Arkansas	67 56
157	H	Missouri St.	73 49
167	H	UC Riverside	68 62
194	A	Nebraska	55 35
199	H	Wichita St.	64 57
204	H	SIUE	72 60
205	H	Indiana St.	77 48
235	H	UT Martin	80 69

## LAST 12 Division I GAMES:

4	H	South Carolina	62 60	42	H	Auburn	68 53
81	A	Florida	74 67	143	A	Arkansas	60 46
143	H	Arkansas	67 56	20	H	Texas A&M	78 76
22	A	Tennessee	66 77	91	A	Vanderbilt	74 68
3	A	Mississippi St.	53 70	29	A	LSU	71 80
14	H	Kentucky	73 67	122	H	Alabama	58 59

Non-Div I Games:

Missouri

■ Loss, 
 ■ Non-Conf, S Site, 
 ■ Home 
 ■ Away 
 N Neutral

Average RPI Win:	224	WON-LOST	WINNING	LAST 10	STRENGTH OF	OPP. STRENGTH	TEAM	ADJ.	CONF.	ADJ CONF.
Average RPI Loss:	101	RECORD	PCT. RANK	GAMES	SCHEDULE	OF SCHEDULE	RPI	RPI	RPI	RPI
DIV. I ONLY	13- 11	149	8- 2	196	99	157	157	16	16	
DIV. I NON-CONF.	3- 7	250	0- 0	112	8	199	199	14	14	
TOTALS	RPI 1-25	RPI 26-50	W-L RECORDS	RPI 51-100	RPI 101-150	RPI 150+				
13- 11	0- 1	0- 2	OVERALL	0- 4	1- 1	12- 3				
6- 5	0- 0	0- 2	HOME	0- 2	1- 0	5- 1				
7- 5	0- 1	0- 0	AWAY	0- 1	0- 1	7- 2				
0- 1	0- 0	0- 0	NEUTRAL	0- 1	0- 0	0- 0				
3- 7	0- 1	0- 1	NON-CONFERENCE	0- 3	1- 1	2- 1				
2- 2	0- 0	0- 1	HOME	0- 1	1- 0	1- 0				
1- 4	0- 1	0- 0	AWAY	0- 1	0- 1	1- 1				
0- 1	0- 0	0- 0	NEUTRAL	0- 1	0- 0	0- 0				
10- 4	0- 0	0- 1	CONFERENCE	0- 1	0- 0	10- 2				
4- 3	0- 0	0- 1	HOME	0- 1	0- 0	4- 1				
6- 1	0- 0	0- 0	AWAY	0- 0	0- 0	6- 1				
0- 0	0- 0	0- 0	NEUTRAL	0- 0	0- 0	0- 0				

RPI 1-25				RPI 26-50				RPI 51-100				RPI 101+ Team's RPI: 157							
RPI	S	Opponent	Score	RPI	S	Opponent	Score	RPI	S	Opponent	Score	RPI	S	Opponent	Score				
23	A	Missouri	49 73	35	H	Drake	64 90	62	H	UNI	54 61	143	H	Arkansas	64 62				
				48	H	Little Rock	47 58	63	N	Southern California	67 89	148	A	Oral Roberts	56 78				
								66	A	Northwestern	52 75	151	A	Memphis	60 69				
								76	H	Middle Tenn.	52 71	166	A	Kansas	87 64				
												184	A	Southern Ill.	78 60				
												184	H	Southern Ill.	73 59				
												187	H	North Texas	63 54				
												199	A	Wichita St.	65 60				
												199	H	Wichita St.	73 62				
												205	A	Indiana St.	49 46				
												221	A	Bradley	56 62				
												221	H	Bradley	73 75				
												259	A	Evansville	77 41				
												259	H	Evansville	68 43				
												307	A	Illinois St.	77 44				
												307	H	Illinois St.	65 60				
												315	A	Loyola Chicago	60 32				
LAST 12 Division I GAMES:																			
307	A	Illinois St.	77 44	315	A	Loyola Chicago	60 32	221	H	Bradley	73 75								
221	A	Bradley	56 62	307	H	Illinois St.	65 60	184	A	Southern Ill.	78 60								
259	H	Evansville	68 43	259	A	Evansville	77 41												
184	H	Southern Ill.	73 59	199	A	Wichita St.	65 60												
199	A	Wichita St.	65 60	199	H	Wichita St.	73 62												
205	A	Indiana St.	49 46																

Non-Div I Games: Alas. Anchorage 65 58

Missouri St.

■ Loss, 
 ■ Non-Conf, 
 ■ S Site, 
 ■ Home 
 ■ A Away 
 N Neutral

Average RPI Win:	237	WON-LOST	WINNING	LAST 10	STRENGTH OF	OPP. STRENGTH	TEAM	ADJ.	CONF.	ADJ CONF.
Average RPI Loss:	181	RECORD	PCT. RANK	GAMES	SCHEDULE	OF SCHEDULE	RPI	RPI	RPI	RPI
DIV. I ONLY	12- 15	206	3- 7	253	257	225	225	18	18	
DIV. I NON-CONF.	5- 4	143	0- 0	302	338	208	208	17	17	
TOTALS	RPI 1-25	RPI 26-50	W-L RECORDS	RPI 51-100	RPI 101-150	RPI 150+				
12- 15	0- 0	1- 1	OVERALL	0- 0	1- 4	10- 10				
6- 6	0- 0	1- 0	HOME	0- 0	1- 2	4- 4				
6- 8	0- 0	0- 1	AWAY	0- 0	0- 0	6- 1				
0- 1	0- 0	0- 0	NEUTRAL	0- 0	0- 0	0- 1				
5- 4	0- 0	0- 0	NON-CONFERENCE	0- 0	0- 1	5- 3				
1- 2	0- 0	0- 0	HOME	0- 0	0- 1	1- 1				
4- 1	0- 0	0- 0	AWAY	0- 0	0- 0	4- 1				
0- 1	0- 0	0- 0	NEUTRAL	0- 0	0- 0	0- 1				
7- 11	0- 0	1- 1	CONFERENCE	0- 0	1- 3	5- 7				
5- 4	0- 0	1- 0	HOME	0- 0	1- 1	3- 3				
2- 7	0- 0	0- 1	AWAY	0- 0	0- 2	2- 4				
0- 0	0- 0	0- 0	NEUTRAL	0- 0	0- 0	0- 0				

RPI S	Opponent	Score	RPI S	Opponent	Score	RPI S	Opponent	Score	RPI S	Opponent	Score	Team's RPI: 225
			43 A	Quinnipiac	54 74		108 H	Clemson	47 60			
			43 H	Quinnipiac	61 58		109 A	Rider	63 75			
							109 H	Rider	69 71			
							143 A	Iona	54 60			
							143 H	Iona	75 65			
							172 N	Hartford	72 75			
							178 H	Providence	58 62			
							179 A	Siena	76 85			
							179 H	Siena	86 91			
							183 A	Fairfield	60 53			
							183 H	Fairfield	68 71			
							198 A	Sacred Heart	65 54			
							209 A	Robert Morris	69 56			
							226 A	Marist	66 76			
							226 H	Marist	79 69			
							242 A	Niagara	45 66			
							260 A	Canisius	54 74			
							260 H	Canisius	55 53			
							263 H	Manhattan	61 75			
							287 A	Eastern Mich.	75 68			
							302 A	Lehigh	73 62			
							325 A	Saint Peter's	58 42			
							325 H	Saint Peter's	76 59			
							326 A	St. Francis Brooklyn	78 87			
							341 H	Fairleigh Dickinson	72 63			
LAST 12 Division I GAMES:												
			109 A	Rider	63 75		109 H	Rider	69 71			
			226 A	Marist	66 76		179 H	Siena	86 91			
			263 H	Manhattan	61 75		183 A	Fairfield	60 53			
			143 H	Iona	75 65		143 A	Iona	54 60			
			325 A	Saint Peter's	58 42		43 H	Quinnipiac	61 58			
			43 A	Quinnipiac	54 74		260 H	Canisius	55 53			

Non-Div I Games:

Monmouth

Loss, Non-Conf, S Site, H Home A Away N Neutral



Montana

Through Games Of Feb. 21, 2017

Average RPI Win:	310	WON-LOST	WINNING	LAST 10	STRENGTH OF	OPP. STRENGTH	TEAM	ADJ.	CONF.	ADJ CONF.
Average RPI Loss:	171	RECORD	PCT. RANK	GAMES	SCHEDULE	OF SCHEDULE	RPI	RPI	RPI	RPI
DIV. I ONLY	3- 21	333	2- 8	221	258	330	330	20	20	
DIV. I NON-CONF.	1- 8	314	0- 0	189	312	332	332	18	18	
TOTALS	RPI 1-25	RPI 26-50	W-L RECORDS	RPI 51-100	RPI 101-150	RPI 150+				
3- 21	0- 0	0- 1	OVERALL	0- 2	0- 8	3- 10				
3- 8	0- 0	0- 0	HOME	0- 2	0- 3	3- 3				
0- 11	0- 0	0- 0	AWAY	0- 0	0- 5	0- 6				
0- 2	0- 0	0- 1	NEUTRAL	0- 0	0- 0	0- 1				
1- 8	0- 0	0- 1	NON-CONFERENCE	0- 1	0- 2	1- 4				
1- 3	0- 0	0- 0	HOME	0- 1	0- 1	1- 1				
0- 3	0- 0	0- 0	AWAY	0- 0	0- 1	0- 2				
0- 2	0- 0	0- 1	NEUTRAL	0- 0	0- 0	0- 1				
2- 13	0- 0	0- 0	CONFERENCE	0- 1	0- 6	2- 6				
2- 5	0- 0	0- 0	HOME	0- 1	0- 2	2- 2				
0- 8	0- 0	0- 0	AWAY	0- 0	0- 4	0- 4				
0- 0	0- 0	0- 0	NEUTRAL	0- 0	0- 0	0- 0				

RPI 1-25			RPI 26-50			RPI 51-100			RPI 101+			Team's RPI: 330			
RPI	S	Opponent	Score	RPI	S	Opponent	Score	RPI	S	Opponent	Score				
				32	N	South Dakota St.	43 84	52	H	Colorado St.	49 63	106	A	SFA	46 54
								83	H	Montana St.	69 75	112	H	Wyoming	42 67
												124	A	North Dakota	63 73
												125	A	Idaho	50 75
												125	H	Idaho	59 86
												127	A	Northern Colo.	46 65
												133	A	Eastern Wash.	57 64
												133	H	Eastern Wash.	46 60
												152	A	Idaho St.	43 61
												190	H	Utah St.	47 65
												215	A	Seattle U	44 60
												219	A	Weber St.	58 74
												236	A	Portland St.	45 68
												236	H	Portland St.	44 64
												281	A	Sacramento St.	69 99
												281	H	Sacramento St.	60 73
												292	H	Southern Utah	64 55
												293	N	Massachusetts	58 59
												306	H	Northern Ariz.	60 59
												332	H	Incarinate Word	61 56
												342	A	Cal St. Fullerton	56 72
LAST 12 Division I GAMES:															
				236	A	Portland St.	45 68					133	A	Eastern Wash.	57 64
				281	A	Sacramento St.	69 99					281	H	Sacramento St.	60 73
				306	H	Northern Ariz.	60 59					236	H	Portland St.	44 64
				292	H	Southern Utah	64 55					124	A	North Dakota	63 73
				83	H	Montana St.	69 75					127	A	Northern Colo.	46 65
				125	A	Idaho	50 75					133	H	Eastern Wash.	46 60

Non-Div I Games: Rocky Mountain 64 56 Great Falls 66 55

Montana

Loss, Non-Conf, S Site, H Home A Away N Neutral

Average RPI Win:	218	WON-LOST	WINNING	LAST 10	STRENGTH OF	OPP. STRENGTH	TEAM	ADJ.	CONF.	ADJ CONF.
Average RPI Loss:	147	RECORD	PCT. RANK	GAMES	SCHEDULE	OF SCHEDULE	RPI	RPI	RPI	RPI
DIV. I ONLY	17- 6	54	8- 2	239	200	83	83	20	20	
DIV. I NON-CONF.	5- 3	122	0- 0	248	151	106	106	18	18	
TOTALS	RPI 1-25	RPI 26-50	W-L RECORDS	RPI 51-100	RPI 101-150	RPI 150+				
17- 6	0- 0	0- 0	OVERALL	0- 1	5- 2	12- 3				
8- 0	0- 0	0- 0	HOME	0- 0	2- 0	6- 0				
8- 6	0- 0	0- 0	AWAY	0- 1	3- 2	5- 3				
1- 0	0- 0	0- 0	NEUTRAL	0- 0	0- 0	1- 0				
5- 3	0- 0	0- 0	NON-CONFERENCE	0- 1	0- 1	5- 1				
2- 0	0- 0	0- 0	HOME	0- 0	0- 0	2- 0				
2- 3	0- 0	0- 0	AWAY	0- 1	0- 1	2- 1				
1- 0	0- 0	0- 0	NEUTRAL	0- 0	0- 0	1- 0				
12- 3	0- 0	0- 0	CONFERENCE	0- 0	5- 1	7- 2				
6- 0	0- 0	0- 0	HOME	0- 0	2- 0	4- 0				
6- 3	0- 0	0- 0	AWAY	0- 0	3- 1	3- 2				
0- 0	0- 0	0- 0	NEUTRAL	0- 0	0- 0	0- 0				

RPI S	Opponent	Score	RPI S	Opponent	Score	RPI S	Opponent	Score	RPI S	Opponent	Score
						75	A Utah	64 74	101	A UC Davis	62 70
									124	A North Dakota	74 71
									125	A Idaho	66 61
									125	H Idaho	80 64
									127	A Northern Colo.	58 66
									133	A Eastern Wash.	72 61
									133	H Eastern Wash.	88 83
									152	A Idaho St.	59 67
									154	N Santa Clara	77 50
									190	A Utah St.	56 64
									215	H Seattle U	75 56
									219	A Weber St.	83 68
									231	A Pacific	72 66
									236	A Portland St.	65 69
									236	H Portland St.	83 76
									257	A Portland	70 66
									266	H Cal Poly	71 52
									281	A Sacramento St.	104 82
									281	H Sacramento St.	84 80
									292	H Southern Utah	71 68
									306	H Northern Ariz.	86 69
									330	A Montana	75 69
LAST 12 Division I GAMES:											
281	A	Sacramento St.	104	82	125	A	Idaho	66	61		
236	A	Portland St.	65	69	236	H	Portland St.	83	76		
292	H	Southern Utah	71	68	281	H	Sacramento St.	84	80		
306	H	Northern Ariz.	86	69	127	A	Northern Colo.	58	66		
330	A	Montana	75	69	124	A	North Dakota	74	71		
133	A	Eastern Wash.	72	61	125	H	Idaho	80	64		

Non-Div I Games: Carroll (MT) 75 44 Great Falls 75 42

Montana St.

Loss, Non-Conf, S Site, H Home A Away N Neutral

Average RPI Win:	275	WON-LOST	WINNING	LAST 10	STRENGTH OF	OPP. STRENGTH	TEAM	ADJ.	CONF.	ADJ CONF.
Average RPI Loss:	156	RECORD	PCT. RANK	GAMES	SCHEDULE	OF SCHEDULE	RPI	RPI	RPI	RPI
DIV. I ONLY	18- 8	73	6- 4	334	246	175	175	26	26	
DIV. I NON-CONF.	8- 3	67	0- 0	345	181	201	201	26	26	
TOTALS	RPI 1-25	RPI 26-50	W-L RECORDS	RPI 51-100	RPI 101-150	RPI 150+				
18- 8	0- 1	0- 0	OVERALL	0- 3	0- 0	18- 4				
11- 2	0- 0	0- 0	HOME	0- 1	0- 0	11- 1				
7- 6	0- 1	0- 0	AWAY	0- 2	0- 0	7- 3				
0- 0	0- 0	0- 0	NEUTRAL	0- 0	0- 0	0- 0				
8- 3	0- 1	0- 0	NON-CONFERENCE	0- 1	0- 0	8- 1				
5- 1	0- 0	0- 0	HOME	0- 0	0- 0	5- 1				
3- 2	0- 1	0- 0	AWAY	0- 1	0- 0	3- 0				
0- 0	0- 0	0- 0	NEUTRAL	0- 0	0- 0	0- 0				
10- 5	0- 0	0- 0	CONFERENCE	0- 2	0- 0	10- 3				
6- 1	0- 0	0- 0	HOME	0- 1	0- 0	6- 0				
4- 4	0- 0	0- 0	AWAY	0- 1	0- 0	4- 3				
0- 0	0- 0	0- 0	NEUTRAL	0- 0	0- 0	0- 0				

RPI 1-25				RPI 26-50				RPI 51-100				RPI 101+ Team's RPI: 175			
RPI	S	Opponent	Score	RPI	S	Opponent	Score	RPI	S	Opponent	Score	RPI	S	Opponent	Score
14	A	Kentucky	47 74					56	A	West Virginia	53 94	204	H	SIUE	69 66
								61	A	Belmont	76 96	235	A	UT Martin	89 68
								61	H	Belmont	59 91	238	H	Miami (OH)	77 43
												246	H	Murray St.	73 59
												247	H	Georgia St.	50 68
												248	A	Jacksonville St.	68 69
												260	H	Canisius	77 68
												261	A	Tennessee St.	66 69
												261	H	Tennessee St.	87 74
												269	A	Tennessee Tech	81 52
												269	H	Tennessee Tech	79 65
												274	A	Austin Peay	81 71
												276	A	Kennesaw St.	71 50
												279	A	Southeast Mo. St.	82 72
												287	H	Eastern Mich.	78 73
												291	H	Lipscomb	73 53
												296	H	Eastern Ill.	66 62
												297	A	Eastern Ky.	58 65
												297	H	Eastern Ky.	80 54
												298	A	North Florida	84 65
												335	A	Florida A&M	53 48
												337	H	Chicago St.	63 55
LAST 12 Division I GAMES:															
269	A	Tennessee Tech	81 52	248	A	Jacksonville St.	68 69								
61	A	Belmont	76 96	269	H	Tennessee Tech	79 65								
261	H	Tennessee St.	87 74	297	H	Eastern Ky.	80 54								
297	A	Eastern Ky.	58 65	61	H	Belmont	59 91								
279	A	Southeast Mo. St.	82 72	261	A	Tennessee St.	66 69								
246	H	Murray St.	73 59	204	H	SIUE	69 66								

Non-Div I Games: Ky. Christian 100 52 Alice Lloyd 92 42

Morehead St.

Loss, Non-Conf, S Site, H Home A Away N Neutral

Average RPI Win: 295		WON-LOST	WINNING	LAST 10	STRENGTH OF	OPP. STRENGTH	TEAM	ADJ.	CONF.	ADJ CONF.
Average RPI Loss: 246		RECORD	PCT. RANK	GAMES	SCHEDULE	OF SCHEDULE	RPI	RPI	RPI	RPI
DIV. I ONLY		6- 19	305	5- 5	330	349	333	333	32	32
DIV. I NON-CONF.		1- 11	330	0- 0	176	347	317	317	31	31
TOTALS	RPI 1-25		RPI 26-50		W-L RECORDS		RPI 51-100		RPI 101-150	RPI 150+
6- 19	0- 0		0- 0		OVERALL		0- 1		0- 1	6- 17
3- 5	0- 0		0- 0		HOME		0- 0		0- 0	3- 5
3- 11	0- 0		0- 0		AWAY		0- 1		0- 1	3- 9
0- 3	0- 0		0- 0		NEUTRAL		0- 0		0- 0	0- 3
1- 11	0- 0		0- 0		NON-CONFERENCE		0- 1		0- 1	1- 9
0- 2	0- 0		0- 0		HOME		0- 0		0- 0	0- 2
1- 6	0- 0		0- 0		AWAY		0- 1		0- 1	1- 4
0- 3	0- 0		0- 0		NEUTRAL		0- 0		0- 0	0- 3
5- 8	0- 0		0- 0		CONFERENCE		0- 0		0- 0	5- 8
3- 3	0- 0		0- 0		HOME		0- 0		0- 0	3- 3
2- 5	0- 0		0- 0		AWAY		0- 0		0- 0	2- 5
0- 0	0- 0		0- 0		NEUTRAL		0- 0		0- 0	0- 0

[illegible]

Non-Div I Games: Washington Adventis79 28

Morgan St.

■ Loss, ■ Non-Conf, S Site, H Home A Away N Neutral

Average RPI Win:	302	WON-LOST	WINNING	LAST 10	STRENGTH OF	OPP. STRENGTH	TEAM	ADJ.	CONF.	ADJ CONF.
Average RPI Loss:	212	RECORD	PCT. RANK	GAMES	SCHEDULE	OF SCHEDULE	RPI	RPI	RPI	RPI
DIV. I ONLY	11- 16	225	7- 3	300	345	280	280	31	31	
DIV. I NON-CONF.	2- 9	293	0- 0	217	297	324	324	32	32	
TOTALS	RPI 1-25	RPI 26-50	W-L RECORDS	RPI 51-100	RPI 101-150	RPI 150+				
11- 16	0- 1	0- 0	OVERALL	0- 1	0- 2	11- 12				
7- 5	0- 0	0- 0	HOME	0- 0	0- 0	7- 5				
4- 11	0- 1	0- 0	AWAY	0- 1	0- 2	4- 7				
0- 0	0- 0	0- 0	NEUTRAL	0- 0	0- 0	0- 0				
2- 9	0- 1	0- 0	NON-CONFERENCE	0- 1	0- 2	2- 5				
2- 3	0- 0	0- 0	HOME	0- 0	0- 0	2- 3				
0- 6	0- 1	0- 0	AWAY	0- 1	0- 2	0- 2				
0- 0	0- 0	0- 0	NEUTRAL	0- 0	0- 0	0- 0				
9- 7	0- 0	0- 0	CONFERENCE	0- 0	0- 0	9- 7				
5- 2	0- 0	0- 0	HOME	0- 0	0- 0	5- 2				
4- 5	0- 0	0- 0	AWAY	0- 0	0- 0	4- 5				
0- 0	0- 0	0- 0	NEUTRAL	0- 0	0- 0	0- 0				

RPI 1-25				RPI 26-50				RPI 51-100				RPI 101+ Team's RPI: 280			
RPI	S	Opponent	Score	RPI	S	Opponent	Score	RPI	S	Opponent	Score	RPI	S	Opponent	Score
21	A	Maryland	42 106					56	A	West Virginia	45 77	145	A	Pittsburgh	54 89
												150	A	William & Mary	46 68
												183	H	Fairfield	57 70
												198	A	Sacred Heart	45 49
												198	H	Sacred Heart	61 59
												209	A	Robert Morris	58 70
												209	H	Robert Morris	44 50
												243	A	Saint Francis (PA)	66 58
												243	H	Saint Francis (PA)	88 97
												244	A	Howard	62 95
												245	H	UMES	52 63
												262	A	Loyola Maryland	53 58
												273	A	Bryant	62 78
												273	H	Bryant	61 53
												275	H	Coppin St.	54 48
												302	H	Lehigh	57 74
												318	A	Central Conn. St.	58 68
												318	H	Central Conn. St.	81 66
												326	A	St. Francis Brooklyn	62 44
												333	H	Morgan St.	65 50
												334	A	LIU Brooklyn	60 63
												338	A	Wagner	70 59
												338	H	Wagner	66 47
												341	A	Fairleigh Dickinson	75 71
												341	H	Fairleigh Dickinson	61 50
LAST 12 Division I GAMES:															
338	A	Wagner	70 59	198	H	Sacred Heart	61 59	209	H	Robert Morris	44 50	338	A	Wagner	70 59
341	A	Fairleigh Dickinson	75 71	209	H	Robert Morris	44 50	198	A	Sacred Heart	45 49	338	H	Wagner	66 47
209	A	Robert Morris	58 70	326	A	St. Francis Brooklyn	62 44	341	H	Fairleigh Dickinson	61 50	341	A	Fairleigh Dickinson	75 71
243	A	Saint Francis (PA)	66 58	243	H	Saint Francis (PA)	88 97								
273	H	Bryant	61 53												
318	H	Central Conn. St.	81 66												

Non-Div I Games:

Mt. St. Mary's

■ Loss, 
 ■ Non-Conf, 
 ■ S Site, 
 ■ Home 
 ■ A Away 
 N Neutral

Average RPI Win: 281		WON-LOST	WINNING	LAST 10	STRENGTH OF	OPP. STRENGTH	TEAM	ADJ.	CONF.	ADJ CONF.
Average RPI Loss: 190		RECORD	PCT. RANK	GAMES	SCHEDULE	OF SCHEDULE	RPI	RPI	RPI	RPI
DIV. I ONLY		13- 12	161	4- 6	327	292	246	246	26	26
DIV. I NON-CONF.		6- 5	148	0- 0	333	304	242	242	26	26
TOTALS		RPI 1-25	RPI 26-50	W-L RECORDS	RPI 51-100	RPI 101-150	RPI 150+			
13- 12	0- 0		0- 1	OVERALL	0- 2	0- 0	13- 9			
7- 4	0- 0		0- 0	HOME	0- 1	0- 0	7- 3			
5- 7	0- 0		0- 1	AWAY	0- 0	0- 0	5- 6			
1- 1	0- 0		0- 0	NEUTRAL	0- 1	0- 0	1- 0			
6- 5	0- 0		0- 1	NON-CONFERENCE	0- 1	0- 0	6- 3			
3- 1	0- 0		0- 0	HOME	0- 0	0- 0	3- 1			
2- 3	0- 0		0- 1	AWAY	0- 0	0- 0	2- 2			
1- 1	0- 0		0- 0	NEUTRAL	0- 1	0- 0	1- 0			
7- 7	0- 0		0- 0	CONFERENCE	0- 1	0- 0	7- 6			
4- 3	0- 0		0- 0	HOME	0- 1	0- 0	4- 2			
3- 4	0- 0		0- 0	AWAY	0- 0	0- 0	3- 4			
0- 0	0- 0		0- 0	NEUTRAL	0- 0	0- 0	0- 0			

RPI 1-25				RPI 26-50				RPI 51-100				RPI 101+				Team's RPI: 246	
RPI	S	Opponent	Score	RPI	S	Opponent	Score	RPI	S	Opponent	Score	RPI	S	Opponent	Score		
				49	A	Ohio	70 79	61	H	Belmont	69 87	175	A	Morehead St.	59 73		
								99	N	Abilene Christian	57 81	184	A	Southern Ill.	63 70		
												191	A	ETSU	60 79		
												203	H	UNCG	81 70		
												204	A	SIUE	84 77		
												204	H	SIUE	76 85		
												235	H	UT Martin	70 90		
												248	A	Jacksonville St.	71 64		
												259	H	Evansville	77 82		
												261	H	Tennessee St.	80 72		
												269	A	Tennessee Tech	54 72		
												274	A	Austin Peay	63 75		
												274	H	Austin Peay	67 62		
												279	A	Southeast Mo. St.	70 79		
												291	H	Lipscomb	79 59		
												294	A	Northern Ky.	72 69		
												296	A	Eastern Ill.	66 57		
												296	H	Eastern Ill.	92 74		
												297	H	Eastern Ky.	70 64		
												305	A	Mississippi Val.	80 62		
												332	N	Incarnate Word	72 68		
												349	H	Alabama A&M	81 49		
LAST 12 Division I GAMES:																	
				204	H	SIUE	76 85	235	H	UT Martin	70 90						
				296	A	Eastern Ill.	66 57	279	A	Southeast Mo. St.	70 79						
				274	H	Austin Peay	67 62	274	A	Austin Peay	63 75						
				297	H	Eastern Ky.	70 64	204	A	SIUE	84 77						
				61	H	Belmont	69 87	296	H	Eastern Ill.	92 74						
				175	A	Morehead St.	59 73	269	A	Tennessee Tech	54 72						

Non-Div I Games:	Eureka	101	59	MacMurray	93	37
------------------	--------	-----	----	-----------	----	----

Murray St.

Loss, Non-Conf, S Site, H Home A Away N Neutral

Average RPI Win:	287	WON-LOST	WINNING	LAST 10	STRENGTH OF	OPP. STRENGTH	TEAM	ADJ.	CONF.	ADJ CONF.
Average RPI Loss:	170	RECORD	PCT. RANK	GAMES	SCHEDULE	OF SCHEDULE	RPI	RPI	RPI	RPI
DIV. I ONLY	9- 15	244	6- 4	295	312	284	284	32	32	
DIV. I NON-CONF.	2- 9	293	0- 0	82	76	262	262	31	31	
TOTALS	RPI 1-25	RPI 26-50	W-L RECORDS	RPI 51-100	RPI 101-150	RPI 150+				
9- 15	0- 1	1- 1	OVERALL	0- 3	0- 1	8- 9				
6- 3	0- 1	1- 1	HOME	0- 0	0- 0	5- 1				
3- 8	0- 0	0- 0	AWAY	0- 1	0- 0	3- 7				
0- 4	0- 0	0- 0	NEUTRAL	0- 2	0- 1	0- 1				
2- 9	0- 1	1- 1	NON-CONFERENCE	0- 3	0- 1	1- 3				
2- 2	0- 1	1- 1	HOME	0- 0	0- 0	1- 0				
0- 3	0- 0	0- 0	AWAY	0- 1	0- 0	0- 2				
0- 4	0- 0	0- 0	NEUTRAL	0- 2	0- 1	0- 1				
7- 6	0- 0	0- 0	CONFERENCE	0- 0	0- 0	7- 6				
4- 1	0- 0	0- 0	HOME	0- 0	0- 0	4- 1				
3- 5	0- 0	0- 0	AWAY	0- 0	0- 0	3- 5				
0- 0	0- 0	0- 0	NEUTRAL	0- 0	0- 0	0- 0				

RPI 1-25				RPI 26-50				RPI 51-100				RPI 101+ Team's RPI: 284			
RPI	S	Opponent	Score	RPI	S	Opponent	Score	RPI	S	Opponent	Score	RPI	S	Opponent	Score
12	H	UCLA	42 83	42	H	Auburn	36 68	56	N	West Virginia	64 80	130	N	Ball St.	57 76
				49	H	Ohio	63 57	81	N	Florida	38 67	192	A	Hampton	57 64
								97	A	FGCU	41 67	208	A	Appalachian St.	58 71
												226	N	Marist	64 69
												228	A	Ga. Southern	50 65
												235	H	UT Martin	74 59
												244	A	Howard	61 69
												244	H	Howard	63 55
												245	A	UMES	50 58
												245	H	UMES	57 60
												272	A	Norfolk St.	53 69
												275	A	Coppin St.	57 65
												333	A	Morgan St.	67 62
												335	H	Florida A&M	65 57
												340	A	N.C. Central	62 38
												347	H	South Carolina St.	66 54
												348	A	Delaware St.	68 60
												348	H	Delaware St.	83 44
LAST 12 Division I GAMES:															
245	A	UMES	50 58	340	A	N.C. Central	62 38								
244	A	Howard	61 69	244	H	Howard	63 55								
347	H	South Carolina St.	66 54	333	A	Morgan St.	67 62								
335	H	Florida A&M	65 57	275	A	Coppin St.	57 65								
348	A	Delaware St.	68 60	245	H	UMES	57 60								
272	A	Norfolk St.	53 69	348	H	Delaware St.	83 44								

Non-Div I Games: Francis Marion 72 65 Slippery Rock 70 59

N.C. A&amp;T

Loss, Non-Conf, S Site, H Home A Away N Neutral

# N.C. Central

Through Games Of Feb. 21, 2017

Average RPI Win:	310	WON-LOST	WINNING	LAST 10	STRENGTH OF	OPP. STRENGTH	TEAM	ADJ.	CONF.	ADJ CONF.
Average RPI Loss:	229	RECORD	PCT. RANK	GAMES	SCHEDULE	OF SCHEDULE	RPI	RPI	RPI	RPI
DIV. I ONLY	5- 18	313	3- 7	331	343	340	340	32	32	
DIV. I NON-CONF.	0- 10	335	0- 0	210	287	343	343	31	31	
TOTALS	RPI 1-25	RPI 26-50	W-L RECORDS	RPI 51-100	RPI 101-150	RPI 150+				
5- 18	0- 0	0- 1	OVERALL	0- 1	0- 1	5- 15				
4- 6	0- 0	0- 0	HOME	0- 0	0- 0	4- 6				
1- 12	0- 0	0- 1	AWAY	0- 1	0- 1	1- 9				
0- 0	0- 0	0- 0	NEUTRAL	0- 0	0- 0	0- 0				
0- 10	0- 0	0- 1	NON-CONFERENCE	0- 1	0- 1	0- 7				
0- 4	0- 0	0- 0	HOME	0- 0	0- 0	0- 4				
0- 6	0- 0	0- 1	AWAY	0- 1	0- 1	0- 3				
0- 0	0- 0	0- 0	NEUTRAL	0- 0	0- 0	0- 0				
5- 8	0- 0	0- 0	CONFERENCE	0- 0	0- 0	5- 8				
4- 2	0- 0	0- 0	HOME	0- 0	0- 0	4- 2				
1- 6	0- 0	0- 0	AWAY	0- 0	0- 0	1- 6				
0- 0	0- 0	0- 0	NEUTRAL	0- 0	0- 0	0- 0				

RPI 1-25	RPI 26-50	RPI 51-100	RPI 101+ Team's RPI: 340
RPI S Opponent Score	RPI S Opponent Score	RPI S Opponent Score	RPI S Opponent Score
	37  North Carolina St. 33  83	90  Purdue 27  61	123  Old Dominion 52  83
			192  Hampton 36  60
			197  Campbell 30  61
			203  UNCG 51  64
			220  Presbyterian 63  72
			237  Furman 40  60
			244  Howard 48  62
			244  Howard 50  73
			245  UMES 51  73
			245  UMES 68 59
			267  Wofford 54  64
			271  Coastal Caro. 50  66
			272  Norfolk St. 40  71
			275  Coppin St. 58 46
			284  N.C. A&T 38  62
			316  USC Upstate 58  68
			333  Morgan St. 42  44
			335  Florida A&M 52 49
			347  South Carolina St. 52 41
			348  Delaware St. 51  55
			348  Delaware St. 68 63
LAST 12 Division I GAMES:			
244  Howard 48  62	348  Delaware St. 51  55		
245  UMES 51  73	284  N.C. A&T 38  62		
335  Florida A&M 52 49	244  Howard 50  73		
347  South Carolina St. 52 41	192  Hampton 36  60		
275  Coppin St. 58 46	272  Norfolk St. 40  71		
333  Morgan St. 42  44	348  Delaware St. 68 63		

Non-Div I Games: Johnson & Wales (NC75 38 Pfeiffer 47 50

N.C. Central

Loss, Non-Conf, S Site, Home Away N Neutral



Average RPI Win:	310	WON-LOST	WINNING	LAST 10	STRENGTH OF	OPP. STRENGTH	TEAM	ADJ.	CONF.	ADJ CONF.
Average RPI Loss:	183	RECORD	PCT. RANK	GAMES	SCHEDULE	OF SCHEDULE	RPI	RPI	RPI	RPI
DIV. I ONLY	8- 18	272	2- 8	316	291	314	314	24	24	
DIV. I NON-CONF.	5- 8	218	0- 0	334	336	309	309	24	24	
TOTALS	RPI 1-25	RPI 26-50	W-L RECORDS	RPI 51-100	RPI 101-150	RPI 150+				
8- 18	0- 0	0- 1	OVERALL	0- 5	0- 3	8- 9				
4- 7	0- 0	0- 0	HOME	0- 2	0- 1	4- 4				
3- 11	0- 0	0- 1	AWAY	0- 3	0- 2	3- 5				
1- 0	0- 0	0- 0	NEUTRAL	0- 0	0- 0	1- 0				
5- 8	0- 0	0- 1	NON-CONFERENCE	0- 1	0- 1	5- 5				
2- 3	0- 0	0- 0	HOME	0- 0	0- 0	2- 3				
2- 5	0- 0	0- 1	AWAY	0- 1	0- 1	2- 2				
1- 0	0- 0	0- 0	NEUTRAL	0- 0	0- 0	1- 0				
3- 10	0- 0	0- 0	CONFERENCE	0- 4	0- 2	3- 4				
2- 4	0- 0	0- 0	HOME	0- 2	0- 1	2- 1				
1- 6	0- 0	0- 0	AWAY	0- 2	0- 1	1- 3				
0- 0	0- 0	0- 0	NEUTRAL	0- 0	0- 0	0- 0				

RPI S	Opponent	Score	RPI S	Opponent	Score	RPI S	Opponent	Score	RPI S	Opponent	Score	Team's RPI: 314
27	A Harvard	38 59	68	A Bucknell	36 67	102	A Saint Joseph's	36 75				
			94	A Jacksonville	59 75	117	A Stetson	43 77				
			94	H Jacksonville	56 75	117	H Stetson	37 60				
			97	A FGCU	53 73	177	H Columbia	51 65				
			97	H FGCU	46 77	214	H Binghamton	44 68				
						244	H Howard	70 55				
						276	A Kennesaw St.	64 75				
						276	H Kennesaw St.	56 66				
						282	A Vermont	42 64				
						291	A Lipscomb	76 53				
						291	H Lipscomb	76 68				
						298	A North Florida	51 61				
						298	H North Florida	64 62				
						302	A Lehigh	52 84				
						316	A USC Upstate	58 75				
						334	N LIU Brooklyn	50 48				
						337	A Chicago St.	57 42				
						338	H Wagner	68 45				
						341	H Fairleigh Dickinson	61 66				
						348	A Delaware St.	57 43				
LAST 12 Division I GAMES:												
97	H FGCU	46 77	276	A Kennesaw St.	64 75							
117	H Stetson	37 60	291	H Lipscomb	76 68							
298	A North Florida	51 61	117	A Stetson	43 77							
94	A Jacksonville	59 75	97	A FGCU	53 73							
276	H Kennesaw St.	56 66	94	H Jacksonville	56 75							
291	A Lipscomb	76 53	298	H North Florida	64 62							

Non-Div I Games: St. Joseph's (Brkln87 53 Rutgers-Newark 83 52

NJIT

Loss, Non-Conf, S Site, H Home A Away N Neutral

Average RPI Win: <b>252</b>	WON-LOST	WINNING	LAST 10	STRENGTH OF	OPP. STRENGTH	TEAM	ADJ.	CONF.	ADJ CONF.
Average RPI Loss: <b>122</b>	RECORD	PCT. RANK	GAMES	SCHEDULE	OF SCHEDULE	RPI	RPI	RPI	RPI
DIV. I ONLY	19- 6	40	9- 1	308	207	118	118	23	23
DIV. I NON-CONF.	6- 4	127	0- 0	256	86	142	142	25	25
TOTALS	RPI 1-25	RPI 26-50	W-L RECORDS	RPI 51-100	RPI 101-150	RPI 150+			
19- 6	0- 1	0- 0	OVERALL	0- 2	1- 1	18- 2			
10- 1	0- 0	0- 0	HOME	0- 0	1- 0	9- 1			
9- 4	0- 1	0- 0	AWAY	0- 2	0- 0	9- 1			
0- 1	0- 0	0- 0	NEUTRAL	0- 0	0- 1	0- 0			
6- 4	0- 1	0- 0	NON-CONFERENCE	0- 1	1- 1	5- 1			
4- 0	0- 0	0- 0	HOME	0- 0	1- 0	3- 0			
2- 3	0- 1	0- 0	AWAY	0- 1	0- 0	2- 1			
0- 1	0- 0	0- 0	NEUTRAL	0- 0	0- 1	0- 0			
13- 2	0- 0	0- 0	CONFERENCE	0- 1	0- 0	13- 1			
6- 1	0- 0	0- 0	HOME	0- 0	0- 0	6- 1			
7- 1	0- 0	0- 0	AWAY	0- 1	0- 0	7- 0			
0- 0	0- 0	0- 0	NEUTRAL	0- 0	0- 0	0- 0			

RPI 1-25				RPI 26-50				RPI 51-100				RPI 101+ Team's RPI: 118			
RPI	S	Opponent	Score	RPI	S	Opponent	Score	RPI	S	Opponent	Score	RPI	S	Opponent	Score
22	A	Tennessee	55 <b>85</b>					60	A	Wake Forest	65 <b>75</b>	143	H	Iona	73 68
								68	A	Bucknell	64 <b>67</b>	143	N	Arkansas	67 <b>70</b>
												156	A	Army West Point	63 58
												156	H	Army West Point	67 62
												180	H	Hofstra	78 69
												181	H	Cleveland St.	88 63
												185	A	George Mason	64 <b>68</b>
												232	H	Liberty	67 66
												240	A	Boston U.	62 59
												240	H	Boston U.	55 41
												253	A	Colgate	80 67
												253	H	Colgate	61 <b>69</b>
												262	A	Loyola Maryland	55 43
												262	H	Loyola Maryland	77 51
												290	A	Nevada	79 62
												302	A	Lehigh	66 64
												302	H	Lehigh	79 44
												312	A	Holy Cross	73 71
												312	H	Holy Cross	57 56
												320	A	Lafayette	68 65
												320	H	Lafayette	76 41
												323	A	Air Force	64 46
LAST 12 Division I GAMES:															
156	H	Army West Point	67 62	312	A	Holy Cross	73 71								
302	H	Lehigh	79 44	156	A	Army West Point	63 58								
320	A	Lafayette	68 65	302	A	Lehigh	66 64								
262	A	Loyola Maryland	55 43	320	H	Lafayette	76 41								
253	H	Colgate	61 <b>69</b>	262	H	Loyola Maryland	77 51								
240	H	Boston U.	55 41	253	A	Colgate	80 67								

Non-Div I Games: Goucher 93 40

Navy

## Nebraska

Through Games Of Feb. 21, 2017

Average RPI Win:	152	WON-LOST	WINNING	LAST 10	STRENGTH OF	OPP. STRENGTH	TEAM	ADJ.	CONF.	ADJ CONF.
Average RPI Loss:	63	RECORD	PCT. RANK	GAMES	SCHEDULE	OF SCHEDULE	RPI	RPI	RPI	RPI
DIV. I ONLY	6- 20	307	2- 8	18	33	194	194	6	6	
DIV. I NON-CONF.	4- 8	230	0- 0	16	9	156	156	6	6	
TOTALS	RPI 1-25	RPI 26-50	W-L RECORDS	RPI 51-100	RPI 101-150	RPI 150+				
6- 20	0- 6	1- 5	OVERALL	1- 7	1- 0	3- 2				
6- 9	0- 4	1- 2	HOME	1- 3	1- 0	3- 0				
0- 9	0- 2	0- 2	AWAY	0- 3	0- 0	0- 2				
0- 2	0- 0	0- 1	NEUTRAL	0- 1	0- 0	0- 0				
4- 8	0- 3	0- 2	NON-CONFERENCE	1- 3	1- 0	2- 0				
4- 4	0- 2	0- 1	HOME	1- 1	1- 0	2- 0				
0- 2	0- 1	0- 0	AWAY	0- 1	0- 0	0- 0				
0- 2	0- 0	0- 1	NEUTRAL	0- 1	0- 0	0- 0				
2- 12	0- 3	1- 3	CONFERENCE	0- 4	0- 0	1- 2				
2- 5	0- 2	1- 1	HOME	0- 2	0- 0	1- 0				
0- 7	0- 1	0- 2	AWAY	0- 2	0- 0	0- 2				
0- 0	0- 0	0- 0	NEUTRAL	0- 0	0- 0	0- 0				

RPI	S	Opponent	Score	RPI	S	Opponent	Score	RPI	S	Opponent	Score	RPI	S	Opponent	Score	Team's RPI: 194
1	H	UConn	41 84	35	H	Drake	70 84	52	H	Colorado St.	62 59	149	H	Omaha	66 58	
19	A	Creighton	64 80	36	H	Michigan	51 84	66	H	Northwestern	58 62	189	A	Illinois	59 79	
21	H	Maryland	49 93	41	A	Michigan St.	73 93	67	H	Minnesota	69 79	195	H	San Jose St.	83 61	
23	H	Missouri	35 55	45	N	Virginia	51 73	71	H	California	65 86	211	A	Wisconsin	56 82	
25	A	Ohio St.	75 95	47	A	Iowa	72 75	74	A	Penn St.	69 86	212	H	Rutgers	62 58	
25	H	Ohio St.	69 87	50	H	Indiana	67 64	86	A	Virginia Tech	67 76	251	H	UTRGV	71 53	
								90	A	Purdue	45 88					
								96	N	Washington St.	65 79					
LAST 12 Division I GAMES:																
50	H	Indiana	67 64	36	H	Michigan	51 84									
25	H	Ohio St.	69 87	74	A	Penn St.	69 86									
211	A	Wisconsin	56 82	189	A	Illinois	59 79									
67	H	Minnesota	69 79	212	H	Rutgers	62 58									
25	A	Ohio St.	75 95	41	A	Michigan St.	73 93									
90	A	Purdue	45 88	21	H	Maryland	49 93									

Non-Div I Games:

Nebraska

■ Loss, 
■ Non-Conf, S Site, 
■ Home 
■ Away 
N Neutral

## Nevada

Through Games Of Feb. 21, 2017

Average RPI Win:	249	WON-LOST	WINNING	LAST 10	STRENGTH OF	OPP. STRENGTH	TEAM	ADJ.	CONF.	ADJ CONF.
Average RPI Loss:	169	RECORD	PCT. RANK	GAMES	SCHEDULE	OF SCHEDULE	RPI	RPI	RPI	RPI
DIV. I ONLY	9- 15	244	4- 6	309	154	290	290	13	13	
DIV. I NON-CONF.	5- 5	165	0- 0	318	200	268	268	15	15	
TOTALS	RPI 1-25	RPI 26-50	W-L RECORDS	RPI 51-100	RPI 101-150	RPI 150+				
9- 15	0- 0	0- 0	OVERALL	1- 2	0- 5	8- 8				
6- 8	0- 0	0- 0	HOME	1- 1	0- 4	5- 3				
3- 7	0- 0	0- 0	AWAY	0- 1	0- 1	3- 5				
0- 0	0- 0	0- 0	NEUTRAL	0- 0	0- 0	0- 0				
5- 5	0- 0	0- 0	NON-CONFERENCE	0- 1	0- 2	5- 2				
3- 4	0- 0	0- 0	HOME	0- 1	0- 2	3- 1				
2- 1	0- 0	0- 0	AWAY	0- 0	0- 0	2- 1				
0- 0	0- 0	0- 0	NEUTRAL	0- 0	0- 0	0- 0				
4- 10	0- 0	0- 0	CONFERENCE	1- 1	0- 3	3- 6				
3- 4	0- 0	0- 0	HOME	1- 0	0- 2	2- 2				
1- 6	0- 0	0- 0	AWAY	0- 1	0- 1	1- 4				
0- 0	0- 0	0- 0	NEUTRAL	0- 0	0- 0	0- 0				

N  
e  
v  
a  
d  
aN  
e  
v  
a  
d  
a

RPI 1-25			RPI 26-50			RPI 51-100			RPI 101+			Team's RPI: 290
RPI	S	Opponent	Score	RPI	S	Opponent	Score	RPI	S	Opponent	Score	
						69	H Boise St.	69 62	112	H Wyoming	59	72
						75	H Utah	50 80	118	H Navy	62	79
						88	A UNLV	41 60	121	H Long Beach St.	93	97
									139	A New Mexico	50	59
									139	H New Mexico	63	69
									151	H Memphis	75	67
									174	A Fresno St.	54	68
									174	H Fresno St.	70	71
									190	A Utah St.	57	60
									190	H Utah St.	69	81
									195	A San Jose St.	84	107
									229	A San Diego	54	70
									257	H Portland	72	59
									264	A San Diego St.	78	83
									264	H San Diego St.	88	65
									268	H Hawaii	67	59
									281	A Sacramento St.	99	95
									309	A Pepperdine	69	60
									321	H UC Irvine	59	72
									323	A Air Force	56	51
									323	H Air Force	65	58
LAST 12 Division I GAMES:												
						190	A Utah St.	57 60	69	H Boise St.	69 62	
						323	H Air Force	65 58	174	A Fresno St.	54 68	
						264	H San Diego St.	88 65	323	A Air Force	56 51	
						88	A UNLV	41 60	112	H Wyoming	59 72	
						190	H Utah St.	69 81	139	H New Mexico	63 69	
						139	A New Mexico	50 59	264	A San Diego St.	78 83	

Non-Div I Games: Holy Names 70 42

Nevada

■ Loss, 
 ■ Non-Conf, 
 ■ S Site, 
 ■ H Home 
 ■ A Away 
 N Neutral

New Hampshire

Through Games Of Feb. 21, 2017

Average RPI Win:	228	WON-LOST	WINNING	LAST 10	STRENGTH OF	OPP. STRENGTH	TEAM	ADJ.	CONF.	ADJ CONF.
Average RPI Loss:	104	RECORD	PCT. RANK	GAMES	SCHEDULE	OF SCHEDULE	RPI	RPI	RPI	RPI
DIV. I ONLY	22- 4	11	9- 1	258	213	70	70	22	22	
DIV. I NON-CONF.	9- 3	63	0- 0	280	228	115	115	22	22	
TOTALS	RPI 1-25	RPI 26-50	W-L RECORDS	RPI 51-100	RPI 101-150	RPI 150+				
22- 4	0- 1	0- 0	OVERALL	0- 0	3- 3	19- 0				
12- 1	0- 0	0- 0	HOME	0- 0	2- 1	10- 0				
10- 3	0- 1	0- 0	AWAY	0- 0	1- 2	9- 0				
0- 0	0- 0	0- 0	NEUTRAL	0- 0	0- 0	0- 0				
9- 3	0- 1	0- 0	NON-CONFERENCE	0- 0	0- 2	9- 0				
5- 1	0- 0	0- 0	HOME	0- 0	0- 1	5- 0				
4- 2	0- 1	0- 0	AWAY	0- 0	0- 1	4- 0				
0- 0	0- 0	0- 0	NEUTRAL	0- 0	0- 0	0- 0				
13- 1	0- 0	0- 0	CONFERENCE	0- 0	3- 1	10- 0				
7- 0	0- 0	0- 0	HOME	0- 0	2- 0	5- 0				
6- 1	0- 0	0- 0	AWAY	0- 0	1- 1	5- 0				
0- 0	0- 0	0- 0	NEUTRAL	0- 0	0- 0	0- 0				

RPI 1-25				RPI 26-50				RPI 51-100 Team's RPI: 70				RPI 101+			
RPI	S	Opponent	Score	RPI	S	Opponent	Score	RPI	S	Opponent	Score	RPI	S	Opponent	Score
14	A	Kentucky	43 92									120	A	Cornell	56 61
												140	H	Yale	58 64
												141	A	Maine	65 57
												141	H	Maine	50 44
												142	A	Albany (NY)	55 64
												142	H	Albany (NY)	71 58
												153	A	Northeastern	66 63
												172	A	Hartford	62 57
												172	H	Hartford	58 50
												179	A	Siena	77 67
												198	H	Sacred Heart	71 43
												201	H	UMBC	60 50
												214	A	Binghamton	70 62
												214	H	Binghamton	76 69
												239	H	Dartmouth	64 47
												240	A	Boston U.	59 51
												255	A	Stony Brook	56 45
												255	H	Stony Brook	49 46
												263	A	Manhattan	59 42
												273	H	Bryant	62 60
												282	A	Vermont	57 49
												282	H	Vermont	66 47
												318	H	Central Conn. St.	56 52
												338	H	Wagner	73 40
												345	A	UMass Lowell	76 57
LAST 12 Division I GAMES:															
172	A	Hartford	62 57	201	H	UMBC	60 50								
141	A	Maine	65 57	345	A	UMass Lowell	76 57								
214	H	Binghamton	76 69	172	H	Hartford	58 50								
282	H	Vermont	66 47	141	H	Maine	50 44								
142	A	Albany (NY)	55 64	282	A	Vermont	57 49								
255	A	Stony Brook	56 45	214	A	Binghamton	70 62								

Non-Div I Games: New England Col. 58 38

New Hampshire

Loss, Non-Conf, S Site, H Home A Away N Neutral

Average RPI Win:	218	WON-LOST	WINNING	LAST 10	STRENGTH OF	OPP. STRENGTH	TEAM	ADJ.	CONF.	ADJ CONF.
Average RPI Loss:	94	RECORD	PCT. RANK	GAMES	SCHEDULE	OF SCHEDULE	RPI	RPI	RPI	RPI
DIV. I ONLY	14- 11	138	6- 3	116	137	139	139	13	13	
DIV. I NON-CONF.	4- 6	209	0- 0	160	99	238	238	15	15	
TOTALS	RPI 1-25	RPI 26-50	W-L RECORDS	RPI 51-100	RPI 101-150	RPI 150+				
14- 11	0- 0	0- 1	OVERALL	2- 6	0- 2	12- 2				
10- 5	0- 0	0- 0	HOME	2- 3	0- 1	8- 1				
4- 6	0- 0	0- 1	AWAY	0- 3	0- 1	4- 1				
0- 0	0- 0	0- 0	NEUTRAL	0- 0	0- 0	0- 0				
4- 6	0- 0	0- 1	NON-CONFERENCE	1- 2	0- 1	3- 2				
4- 3	0- 0	0- 0	HOME	1- 1	0- 1	3- 1				
0- 3	0- 0	0- 1	AWAY	0- 1	0- 0	0- 1				
0- 0	0- 0	0- 0	NEUTRAL	0- 0	0- 0	0- 0				
10- 5	0- 0	0- 0	CONFERENCE	1- 4	0- 1	9- 0				
6- 2	0- 0	0- 0	HOME	1- 2	0- 0	5- 0				
4- 3	0- 0	0- 0	AWAY	0- 2	0- 1	4- 0				
0- 0	0- 0	0- 0	NEUTRAL	0- 0	0- 0	0- 0				

RPI S	Opponent	Score	RPI S	Opponent	Score	RPI S	Opponent	Score	RPI S	Opponent	Score	Team's RPI: 139
39	A Marquette	52 62	52	H Colorado St.	63 78	102	H Saint Joseph's	67 79				
			67	H Minnesota	65 69	112	A Wyoming	52 68				
			69	A Boise St.	62 64	159	H Tulsa	64 67				
			69	H Boise St.	75 68	164	A New Mexico St.	70 77				
			88	A UNLV	42 56	164	H New Mexico St.	84 55				
			88	H UNLV	52 61	174	A Fresno St.	80 54				
			92	H SMU	64 49	174	H Fresno St.	66 57				
			98	A Texas Tech	58 69	190	A Utah St.	68 58				
						190	H Utah St.	78 67				
						195	A San Jose St.	82 72				
						264	H San Diego St.	85 42				
						290	A Nevada	69 63				
						290	H Nevada	59 50				
						301	H UTEP	79 66				
						323	H Air Force	81 64				
						341	H Fairleigh Dickinson	83 56				
LAST 12 Division I GAMES:												
174	H Fresno St.	66 57	190	A Utah St.	68 58							
69	A Boise St.	62 64	112	A Wyoming	52 68							
323	H Air Force	81 64	69	H Boise St.	75 68							
195	A San Jose St.	82 72	52	H Colorado St.	63 78							
88	H UNLV	52 61	88	A UNLV	42 56							
290	H Nevada	59 50	290	A Nevada	69 63							

Non-Div I Games: Northern N.M. 87 47

New Mexico

■ Loss, 
 ■ Non-Conf, S Site, 
 ■ Home 
 ■ Away 
 N Neutral

Average RPI Win:	272	WON-LOST	WINNING	LAST 10	STRENGTH OF	OPP. STRENGTH	TEAM	ADJ.	CONF.	ADJ CONF.
Average RPI Loss:	134	RECORD	PCT. RANK	GAMES	SCHEDULE	OF SCHEDULE	RPI	RPI	RPI	RPI
DIV. I ONLY	17- 6	54	10- 0	329	242	164	164	29	29	
DIV. I NON-CONF.	6- 6	165	0- 0	292	126	213	213	29	29	
TOTALS	RPI 1-25	RPI 26-50	W-L RECORDS	RPI 51-100	RPI 101-150	RPI 150+				
17- 6	0- 0	0- 1	OVERALL	0- 1	1- 2	16- 2				
10- 1	0- 0	0- 0	HOME	0- 0	1- 1	9- 0				
6- 2	0- 0	0- 0	AWAY	0- 0	0- 1	6- 1				
1- 3	0- 0	0- 1	NEUTRAL	0- 1	0- 0	1- 1				
6- 6	0- 0	0- 1	NON-CONFERENCE	0- 1	1- 2	5- 2				
3- 1	0- 0	0- 0	HOME	0- 0	1- 1	2- 0				
2- 2	0- 0	0- 0	AWAY	0- 0	0- 1	2- 1				
1- 3	0- 0	0- 1	NEUTRAL	0- 1	0- 0	1- 1				
11- 0	0- 0	0- 0	CONFERENCE	0- 0	0- 0	11- 0				
7- 0	0- 0	0- 0	HOME	0- 0	0- 0	7- 0				
4- 0	0- 0	0- 0	AWAY	0- 0	0- 0	4- 0				
0- 0	0- 0	0- 0	NEUTRAL	0- 0	0- 0	0- 0				

RPI 1-25			RPI 26-50			RPI 51-100			RPI 101+ Team's RPI: 164		
RPI	S	Opponent	Score	RPI	S	Opponent	Score	RPI	S	Opponent	Score
				43	N	Quinnipiac	46 49	88	N	UNLV	47 52
								111	H	Arizona	63 74
								139	A	New Mexico	55 84
								139	H	New Mexico	77 70
								154	N	Santa Clara	46 60
								195	H	San Jose St.	66 55
								215	H	Seattle U	73 69
								218	A	Grand Canyon	81 65
								218	H	Grand Canyon	67 60
								251	H	UTRGV	87 67
								268	A	Hawaii	53 56
								278	A	CSU Bakersfield	64 55
								278	H	CSU Bakersfield	69 55
								281	N	Sacramento St.	99 73
								301	A	UTEP	67 59
								306	A	Northern Ariz.	79 68
								309	H	Pepperdine	75 66
								319	A	UMKC	60 43
								319	H	UMKC	78 72
								331	H	Utah Valley	63 46
								337	A	Chicago St.	65 54
								337	H	Chicago St.	100 63
LAST 12 Division I GAMES:											
251	H	UTRGV	87 67	319	A	UMKC	60 43				
218	H	Grand Canyon	67 60	278	A	CSU Bakersfield	64 55				
278	H	CSU Bakersfield	69 55	218	A	Grand Canyon	81 65				
337	A	Chicago St.	65 54	337	H	Chicago St.	100 63				
331	H	Utah Valley	63 46	319	H	UMKC	78 72				
215	H	Seattle U	73 69	154	N	Santa Clara	46 60				

Non-Div I Games: N.M. Highlands 94 37 Western N.M. 85 28

New Mexico St.

■ Loss, 
 ■ Non-Conf, S Site, 
 ■ Home 
 ■ Away 
 N Neutral

Average RPI Win:	295	WON-LOST	WINNING	LAST 10	STRENGTH OF	OPP. STRENGTH	TEAM	ADJ.	CONF.	ADJ CONF.
Average RPI Loss:	133	RECORD	PCT. RANK	GAMES	SCHEDULE	OF SCHEDULE	RPI	RPI	RPI	RPI
DIV. I ONLY	10- 11	192	6- 4	209	298	202	202	27	27	
DIV. I NON-CONF.	2- 5	259	0- 0	62	167	174	174	27	27	
TOTALS	RPI 1-25	RPI 26-50	W-L RECORDS	RPI 51-100	RPI 101-150	RPI 150+				
10- 11	0- 1	0- 0	OVERALL	0- 2	0- 6	10- 2				
6- 3	0- 0	0- 0	HOME	0- 0	0- 2	6- 1				
4- 8	0- 1	0- 0	AWAY	0- 2	0- 4	4- 1				
0- 0	0- 0	0- 0	NEUTRAL	0- 0	0- 0	0- 0				
2- 5	0- 1	0- 0	NON-CONFERENCE	0- 1	0- 2	2- 1				
1- 1	0- 0	0- 0	HOME	0- 0	0- 0	1- 1				
1- 4	0- 1	0- 0	AWAY	0- 1	0- 2	1- 0				
0- 0	0- 0	0- 0	NEUTRAL	0- 0	0- 0	0- 0				
8- 6	0- 0	0- 0	CONFERENCE	0- 1	0- 4	8- 1				
5- 2	0- 0	0- 0	HOME	0- 0	0- 2	5- 0				
3- 4	0- 0	0- 0	AWAY	0- 1	0- 2	3- 1				
0- 0	0- 0	0- 0	NEUTRAL	0- 0	0- 0	0- 0				

RPI 1-25				RPI 26-50				RPI 51-100				RPI 101+ Team's RPI: 202			
RPI	S	Opponent	Score	RPI	S	Opponent	Score	RPI	S	Opponent	Score	RPI	S	Opponent	Score
10	A	Texas	48 80					59	A	Iowa St.	63 100	106	A	SFA	61 88
								99	A	Abilene Christian	55 68	113	H	Central Ark.	51 55
												122	A	Alabama	57 78
												126	A	Southern Miss.	53 78
												131	A	Lamar University	42 73
												131	H	Lamar University	55 66
												217	H	Texas Southern	63 57
												241	H	South Ala.	62 65
												248	A	Jacksonville St.	81 79
												270	A	McNeese	71 59
												270	H	McNeese	92 85
												295	H	Nicholls St.	81 77
												303	H	A&M-Corpus Christi	75 54
												327	A	Southeastern La.	70 85
												332	A	Incarinate Word	71 67
												332	H	Incarinate Word	84 58
												343	A	Houston Baptist	73 63
												344	H	Sam Houston St.	78 49
LAST 12 Division I GAMES:															
270	H	McNeese	92 85	270	A	McNeese	71 59								
327	A	Southeastern La.	70 85	113	H	Central Ark.	51 55								
332	H	Incarinate Word	84 58	343	A	Houston Baptist	73 63								
295	H	Nicholls St.	81 77	344	H	Sam Houston St.	78 49								
131	H	Lamar University	55 66	332	A	Incarinate Word	71 67								
106	A	SFA	61 88	131	A	Lamar University	42 73								

Non-Div I Games: Blue Mountain 75 37 Crowley's Ridge 123 33 Trinity Baptist 100 35

New Orleans

Loss, Non-Conf, S Site, H Home A Away N Neutral



## Niagara

Through Games Of Feb. 21, 2017

Average RPI Win:	236	WON-LOST	WINNING	LAST 10	STRENGTH OF	OPP. STRENGTH	TEAM	ADJ.	CONF.	ADJ CONF.
Average RPI Loss:	138	RECORD	PCT. RANK	GAMES	SCHEDULE	OF SCHEDULE	RPI	RPI	RPI	RPI
DIV. I ONLY	8- 19	280	3- 7	135	181	242	242	18	18	
DIV. I NON-CONF.	3- 6	230	0- 0	10	118	94	94	17	17	
TOTALS	RPI 1-25	RPI 26-50	W-L RECORDS	RPI 51-100	RPI 101-150	RPI 150+				
8- 19	0- 1	0- 4	OVERALL	0- 2	0- 4	8- 8				
5- 8	0- 1	0- 1	HOME	0- 0	0- 2	5- 4				
3- 11	0- 0	0- 3	AWAY	0- 2	0- 2	3- 4				
0- 0	0- 0	0- 0	NEUTRAL	0- 0	0- 0	0- 0				
3- 6	0- 1	0- 2	NON-CONFERENCE	0- 2	0- 1	3- 0				
2- 1	0- 1	0- 0	HOME	0- 0	0- 0	2- 0				
1- 5	0- 0	0- 2	AWAY	0- 2	0- 1	1- 0				
0- 0	0- 0	0- 0	NEUTRAL	0- 0	0- 0	0- 0				
5- 13	0- 0	0- 2	CONFERENCE	0- 0	0- 3	5- 8				
3- 7	0- 0	0- 1	HOME	0- 0	0- 2	3- 4				
2- 6	0- 0	0- 1	AWAY	0- 0	0- 1	2- 4				
0- 0	0- 0	0- 0	NEUTRAL	0- 0	0- 0	0- 0				

RPI	S	Opponent	Score	RPI	S	Opponent	Score	RPI	S	Opponent	Score	RPI	S	Opponent	Score	Team's RPI: 242
21	H	Maryland	64 96	31	A	Syracuse	60 109	54	A	Drexel	57 69	109	H	Rider	58 78	
				36	A	Michigan	35 107	79	A	Buffalo	63 73	119	A	Fordham	69 92	
				43	A	Quinnipiac	45 61					143	A	Iona	61 68	
				43	H	Quinnipiac	64 71					143	H	Iona	55 65	
												172	H	Hartford	75 62	
												179	A	Siena	53 71	
												179	H	Siena	68 70	
												181	A	Cleveland St.	67 49	
												183	A	Fairfield	63 66	
												183	H	Fairfield	55 65	
												225	H	Monmouth	66 45	
												226	A	Marist	68 53	
												226	H	Marist	58 60	
												233	H	St. Bonaventure	65 43	
												260	A	Canisius	41 52	
												260	H	Canisius	57 65	
												263	A	Manhattan	62 59	
												263	H	Manhattan	65 42	
												325	A	Saint Peter's	66 78	
												325	H	Saint Peter's	71 63	
LAST 12 Division I GAMES:																
325	H	Saint Peter's	71 63	183	A	Fairfield	63 66									
179	H	Siena	68 70	43	A	Quinnipiac	45 61									
226	A	Marist	68 53	183	H	Fairfield	55 65									
260	A	Canisius	41 52	260	H	Canisius	57 65									
263	H	Manhattan	65 42	263	A	Manhattan	62 59									
143	H	Iona	55 65	143	A	Iona	61 68									

Non-Div I Games:

Niagara

■ Loss, 
■ Non-Conf, 
■ S Site, 
■ H Home 
■ A Away 
N Neutral

Average RPI Win:	<b>292</b>	WON-LOST	WINNING	LAST 10	STRENGTH OF	OPP. STRENGTH	TEAM	ADJ.	CONF.	ADJ CONF.
Average RPI Loss:	<b>191</b>	RECORD	PCT. RANK	GAMES	SCHEDULE	OF SCHEDULE	RPI	RPI	RPI	RPI
DIV. I ONLY	<b>8- 17</b>	<b>268</b>	<b>3- 7</b>	<b>281</b>	<b>320</b>	<b>295</b>	<b>295</b>	<b>27</b>	<b>27</b>	
DIV. I NON-CONF.	<b>3- 8</b>	<b>262</b>	<b>0- 0</b>	<b>232</b>	<b>341</b>	<b>291</b>	<b>291</b>	<b>27</b>	<b>27</b>	
TOTALS	RPI 1-25	RPI 26-50	W-L RECORDS	RPI 51-100	RPI 101-150	RPI 150+				
8- 17	0- 0	0- 0	OVERALL	0- 3	1- 4	7- 10				
5- 5	0- 0	0- 0	HOME	0- 1	1- 3	4- 1				
3- 11	0- 0	0- 0	AWAY	0- 0	0- 0	3- 1				
0- 1	0- 0	0- 0	NEUTRAL	0- 0	0- 0	0- 1				
3- 8	0- 0	0- 0	NON-CONFERENCE	0- 2	0- 1	3- 5				
2- 1	0- 0	0- 0	HOME	0- 0	0- 1	2- 0				
1- 6	0- 0	0- 0	AWAY	0- 2	0- 0	1- 4				
0- 1	0- 0	0- 0	NEUTRAL	0- 0	0- 0	0- 1				
5- 9	0- 0	0- 0	CONFERENCE	0- 1	1- 3	4- 5				
3- 4	0- 0	0- 0	HOME	0- 1	1- 2	2- 1				
2- 5	0- 0	0- 0	AWAY	0- 0	0- 1	2- 4				
0- 0	0- 0	0- 0	NEUTRAL	0- 0	0- 0	0- 0				

RPI 1-25				RPI 26-50				RPI 51-100				RPI 101+ Team's RPI: 295			
RPI	S	Opponent	Score	RPI	S	Opponent	Score	RPI	S	Opponent	Score	RPI	S	Opponent	Score
								77	A	Gonzaga	46 78	105	H	Troy	75 100
								94	A	Jacksonville	71 76	106	A	SFA	55 80
								99	H	Abilene Christian	73 89	106	H	SFA	77 82
												113	H	Central Ark.	52 61
												131	H	Lamar University	78 67
												151	A	Memphis	62 73
												161	A	Louisiana Tech	52 68
												202	A	New Orleans	77 81
												216	A	Grambling	71 60
												248	A	Jacksonville St.	52 75
												270	A	McNeese	52 59
												283	A	Prairie View	67 69
												298	N	North Florida	74 77
												299	A	Northwestern St.	58 75
												303	A	A&M-Corpus Christi	60 65
												303	H	A&M-Corpus Christi	74 54
												327	A	Southeastern La.	76 60
												329	H	La.-Monroe	73 54
												332	H	Incarnate Word	52 78
												343	H	Houston Baptist	76 57
												344	A	Sam Houston St.	66 59
												346	H	Jackson St.	83 76
LAST 12 Division I GAMES:															
270	A	McNeese	52 59	343	H	Houston Baptist	76 57								
113	H	Central Ark.	52 61	131	H	Lamar University	78 67								
106	H	SFA	77 82	99	H	Abilene Christian	73 89								
202	A	New Orleans	77 81	106	A	SFA	55 80								
327	A	Southeastern La.	76 60	299	A	Northwestern St.	58 75								
303	A	A&M-Corpus Christi	60 65	344	A	Sam Houston St.	66 59								

Non-Div I Games:

Nicholls St.

■ Loss, 
 ■ Non-Conf, 
 ■ S Site, 
 ■ Home 
 ■ A Away 
 N Neutral

Average RPI Win:	308	WON-LOST	WINNING	LAST 10	STRENGTH OF	OPP. STRENGTH	TEAM	ADJ.	CONF.	ADJ CONF.
Average RPI Loss:	205	RECORD	PCT. RANK	GAMES	SCHEDULE	OF SCHEDULE	RPI	RPI	RPI	RPI
DIV. I ONLY	12- 12	174	5- 5	346	334	272	272	32	32	
DIV. I NON-CONF.	3- 7	250	0- 0	301	274	259	259	31	31	
TOTALS	RPI 1-25	RPI 26-50	W-L RECORDS	RPI 51-100	RPI 101-150	RPI 150+				
12- 12	0- 0	0- 0	OVERALL	0- 0	0- 2	12- 10				
5- 3	0- 0	0- 0	HOME	0- 0	0- 1	5- 2				
7- 8	0- 0	0- 0	AWAY	0- 0	0- 1	7- 7				
0- 1	0- 0	0- 0	NEUTRAL	0- 0	0- 0	0- 1				
3- 7	0- 0	0- 0	NON-CONFERENCE	0- 0	0- 2	3- 5				
0- 1	0- 0	0- 0	HOME	0- 0	0- 1	0- 0				
3- 5	0- 0	0- 0	AWAY	0- 0	0- 1	3- 4				
0- 1	0- 0	0- 0	NEUTRAL	0- 0	0- 0	0- 1				
9- 5	0- 0	0- 0	CONFERENCE	0- 0	0- 0	9- 5				
5- 2	0- 0	0- 0	HOME	0- 0	0- 0	5- 2				
4- 3	0- 0	0- 0	AWAY	0- 0	0- 0	4- 3				
0- 0	0- 0	0- 0	NEUTRAL	0- 0	0- 0	0- 0				

RPI 1-25			RPI 26-50			RPI 51-100			RPI 101+ Team's RPI: 272		
RPI	S	Opponent	Score	RPI	S	Opponent	Score	RPI	S	Opponent	Score
								123	A	Old Dominion	54 65
								150	H	William & Mary	52 65
								172	N	Hartford	51 61
								185	A	George Mason	33 60
								192	H	Hampton	57 58
								193	A	Bethune-Cookman	44 53
								193	H	Bethune-Cookman	58 68
								203	A	UNCG	52 59
								206	A	Towson	58 61
								223	A	UNCW	56 64
								245	H	UMES	74 43
								248	A	High Point	63 60
								275	A	Coppin St.	49 45
								284	H	N.C. A&T	69 53
								286	A	Savannah St.	53 59
								286	H	Savannah St.	61 55
								302	A	Lehigh	81 57
								333	A	Morgan St.	56 47
								335	A	Florida A&M	51 59
								339	A	Longwood	85 56
								340	H	N.C. Central	71 40
								347	A	South Carolina St.	68 53
								347	H	South Carolina St.	83 68
								348	A	Delaware St.	82 74
LAST 12 Division I GAMES:											
193	A	Bethune-Cookman	44 53	284	H	N.C. A&T	69 53				
335	A	Florida A&M	51 59	193	H	Bethune-Cookman	58 68				
347	H	South Carolina St.	83 68	275	A	Coppin St.	49 45				
245	H	UMES	74 43	192	H	Hampton	57 58				
286	A	Savannah St.	53 59	348	A	Delaware St.	82 74				
347	A	South Carolina St.	68 53	340	H	N.C. Central	71 40				

Non-Div I Games: Lincoln (PA) 62 28 Saint Augustine's 99 59

Norfolk St.

Loss, Non-Conf, S Site, H Home A Away N Neutral

# North Carolina

Through Games Of Feb. 21, 2017

Average RPI Win:	164	WON-LOST	WINNING	LAST 10	STRENGTH OF	OPP. STRENGTH	TEAM	ADJ.	CONF.	ADJ CONF.
Average RPI Loss:	55	RECORD	PCT. RANK	GAMES	SCHEDULE	OF SCHEDULE	RPI	RPI	RPI	RPI
DIV. I ONLY	14- 13	165	3- 5	51	59	107	107	3	3	
DIV. I NON-CONF.	11- 2	23	1- 0	177	219	72	72	4	4	
TOTALS	RPI 1-25	RPI 26-50	W-L RECORDS	RPI 51-100	RPI 101-150	RPI 150+				
14- 13	0- 5	3- 3	OVERALL	4- 2	0- 2	7- 1				
11- 4	0- 2	3- 0	HOME	2- 1	0- 0	6- 1				
1- 7	0- 3	0- 1	AWAY	0- 1	0- 2	1- 0				
2- 2	0- 0	0- 2	NEUTRAL	2- 0	0- 0	0- 0				
11- 2	0- 0	1- 2	NON-CONFERENCE	3- 0	0- 0	7- 0				
8- 0	0- 0	1- 0	HOME	1- 0	0- 0	6- 0				
1- 0	0- 0	0- 0	AWAY	0- 0	0- 0	1- 0				
2- 2	0- 0	0- 2	NEUTRAL	2- 0	0- 0	0- 0				
3- 11	0- 5	2- 1	CONFERENCE	1- 2	0- 2	0- 1				
3- 4	0- 2	2- 0	HOME	1- 1	0- 0	0- 1				
0- 7	0- 3	0- 1	AWAY	0- 1	0- 2	0- 0				
0- 0	0- 0	0- 0	NEUTRAL	0- 0	0- 0	0- 0				

RPI S	Opponent	Score	RPI S	Opponent	Score	RPI S	Opponent	Score	RPI S	Opponent	Score	Team's RPI: 107
2	H Notre Dame	55 77	26	H Elon	78 73	53	H Georgia Tech	89 88	108	A Clemson	67 78	
7	A Duke	58 70	29	N LSU	43 70	60	H Wake Forest	77 80	145	A Pittsburgh	48 68	
11	H Florida St.	77 90	31	A Syracuse	64 95	67	N Minnesota	91 77	170	H Boston College	77 88	
13	A Louisville	57 87	34	N South Fla.	55 83	68	H Bucknell	65 50	211	A Wisconsin	72 59	
16	A Miami (FL)	88 100	37	H North Carolina St.	83 70	86	A Virginia Tech	68 76	213	H Alabama St.	84 54	
			45	H Virginia	67 58	94	N Jacksonville	87 57	252	H Marshall	75 53	
									265	H Charleston So.	93 77	
									275	H Coppin St.	90 55	
									347	H South Carolina St.	82 49	
									349	H Alabama A&M	80 35	
LAST 12 Division I GAMES:												
67	N Minnesota	91 77	37	H North Carolina St.	83 70							
13	A Louisville	57 87	16	A Miami (FL)	88 100							
53	H Georgia Tech	89 88	2	H Notre Dame	55 77							
31	A Syracuse	64 95	60	H Wake Forest	77 80							
170	H Boston College	77 88	145	A Pittsburgh	48 68							
108	A Clemson	67 78	7	A Duke	58 70							

Non-Div I Games:

North Carolina

Loss, Non-Conf, S Site, H Home A Away N Neutral

Average RPI Win:	150	WON-LOST	WINNING	LAST 10	STRENGTH OF	OPP. STRENGTH	TEAM	ADJ.	CONF.	ADJ CONF.
Average RPI Loss:	44	RECORD	PCT. RANK	GAMES	SCHEDULE	OF SCHEDULE	RPI	RPI	RPI	RPI
DIV. I ONLY	20- 7	50	7- 3	74	39	37	37	3	3	
DIV. I NON-CONF.	10- 3	54	0- 0	268	152	118	118	4	4	
TOTALS	RPI 1-25	RPI 26-50	W-L RECORDS	RPI 51-100	RPI 101-150	RPI 150+				
20- 7	4- 2	1- 3	OVERALL	3- 1	2- 1	10- 0				
13- 2	2- 1	1- 0	HOME	1- 1	2- 0	7- 0				
6- 3	2- 0	0- 2	AWAY	2- 0	0- 1	2- 0				
1- 2	0- 1	0- 1	NEUTRAL	0- 0	0- 0	1- 0				
10- 3	0- 1	1- 2	NON-CONFERENCE	0- 0	0- 0	9- 0				
8- 0	0- 0	1- 0	HOME	0- 0	0- 0	7- 0				
1- 1	0- 0	0- 1	AWAY	0- 0	0- 0	1- 0				
1- 2	0- 1	0- 1	NEUTRAL	0- 0	0- 0	1- 0				
10- 4	4- 1	0- 1	CONFERENCE	3- 1	2- 1	1- 0				
5- 2	2- 1	0- 0	HOME	1- 1	2- 0	0- 0				
5- 2	2- 0	0- 1	AWAY	2- 0	0- 1	1- 0				
0- 0	0- 0	0- 0	NEUTRAL	0- 0	0- 0	0- 0				

RPI 1-25				RPI 26-50				Team's RPI: 37	RPI 51-100				RPI 101+			
RPI	S	Opponent	Score	RPI	S	Opponent	Score		RPI	S	Opponent	Score	RPI	S	Opponent	Score
2	H	Notre Dame	70 62	29	N	LSU	58 59		53	A	Georgia Tech	75 67	107	A	North Carolina	70 83
7	H	Duke	55 52	31	A	Syracuse	75 85		60	A	Wake Forest	65 50	108	H	Clemson	65 53
11	A	Florida St.	70 61	44	A	Tulane	58 63		60	H	Wake Forest	77 89	145	H	Pittsburgh	55 42
13	A	Louisville	72 70	50	H	Indiana	84 70		86	H	Virginia Tech	85 71	170	A	Boston College	70 58
16	H	Miami (FL)	64 67										192	H	Hampton	81 56
18	N	Kansas St.	50 67										196	H	Col. of Charleston	91 47
													223	H	UNCW	86 54
													241	A	South Ala.	74 31
													245	H	UMES	77 58
													267	H	Wofford	80 40
													298	H	North Florida	78 52
													301	N	UTEP	71 55
													340	H	N.C. Central	83 33
LAST 12 Division I GAMES:																
60	H	Wake Forest	77 89	145	H	Pittsburgh	55 42									
170	A	Boston College	70 58	108	H	Clemson	65 53									
86	H	Virginia Tech	85 71	7	H	Duke	55 52									
53	A	Georgia Tech	75 67	31	A	Syracuse	75 85									
13	A	Louisville	72 70	60	A	Wake Forest	65 50									
107	A	North Carolina	70 83	16	H	Miami (FL)	64 67									

Non-Div I Games:

North Carolina St.

■ Loss, 
■ Non-Conf, S Site, 
■ Home 
■ Away 
N Neutral

North Dakota

Through Games Of Feb. 21, 2017

Average RPI Win:	232	WON-LOST	WINNING	LAST 10	STRENGTH OF	OPP. STRENGTH	TEAM	ADJ.	CONF.	ADJ CONF.
Average RPI Loss:	81	RECORD	PCT. RANK	GAMES	SCHEDULE	OF SCHEDULE	RPI	RPI	RPI	RPI
DIV. I ONLY	16- 8	80	9- 1	199	156	124	124	20	20	
DIV. I NON-CONF.	3- 6	230	0- 0	113	27	181	181	18	18	
TOTALS	RPI 1-25	RPI 26-50	W-L RECORDS	RPI 51-100	RPI 101-150	RPI 150+				
16- 8	0- 0	0- 3	OVERALL	0- 3	3- 1	13- 1				
8- 4	0- 0	0- 3	HOME	0- 1	1- 0	7- 0				
8- 4	0- 0	0- 0	AWAY	0- 2	2- 1	6- 1				
0- 0	0- 0	0- 0	NEUTRAL	0- 0	0- 0	0- 0				
3- 6	0- 0	0- 3	NON-CONFERENCE	0- 2	1- 0	2- 1				
1- 3	0- 0	0- 3	HOME	0- 0	1- 0	0- 0				
2- 3	0- 0	0- 0	AWAY	0- 2	0- 0	2- 1				
0- 0	0- 0	0- 0	NEUTRAL	0- 0	0- 0	0- 0				
13- 2	0- 0	0- 0	CONFERENCE	0- 1	2- 1	11- 0				
7- 1	0- 0	0- 0	HOME	0- 1	0- 0	7- 0				
6- 1	0- 0	0- 0	AWAY	0- 0	2- 1	4- 0				
0- 0	0- 0	0- 0	NEUTRAL	0- 0	0- 0	0- 0				

RPI S	Opponent	Score	RPI S	Opponent	Score	RPI S	Opponent	Score	RPI S	Opponent	Score	Team's RPI: 124
32	H South Dakota St.	72 83	62	A UNI	53 74	125	A Idaho	61 74				
35	H Drake	91 99	83	H Montana St.	71 74	127	A Northern Colo.	57 51				
47	H Iowa	60 75	98	A Texas Tech	80 90	133	A Eastern Wash.	75 71				
						146	H San Francisco	71 63				
						152	A Idaho St.	65 62				
						152	H Idaho St.	63 56				
						166	A Kansas	71 76				
						219	A Weber St.	70 65				
						219	H Weber St.	83 67				
						229	A San Diego	65 61				
						236	H Portland St.	65 61				
						281	H Sacramento St.	94 71				
						289	A North Dakota St.	76 55				
						292	A Southern Utah	68 65				
						292	H Southern Utah	75 70				
						306	A Northern Ariz.	80 78				
						306	H Northern Ariz.	88 69				
						330	H Montana	73 63				
LAST 12 Division I GAMES:												
219	H Weber St.	83 67	292	H Southern Utah	75 70							
152	H Idaho St.	63 56	152	A Idaho St.	65 62							
125	A Idaho	61 74	219	A Weber St.	70 65							
133	A Eastern Wash.	75 71	330	H Montana	73 63							
127	A Northern Colo.	57 51	83	H Montana St.	71 74							
306	H Northern Ariz.	88 69	292	A Southern Utah	68 65							

Non-Div I Games: Mayville St. 70 43 Mary 79 67

North Dakota

Loss, Non-Conf, S Site, H Home A Away N Neutral

Average RPI Win:	252	WON-LOST	WINNING	LAST 10	STRENGTH OF	OPP. STRENGTH	TEAM	ADJ.	CONF.	ADJ CONF.
Average RPI Loss:	142	RECORD	PCT. RANK	GAMES	SCHEDULE	OF SCHEDULE	RPI	RPI	RPI	RPI
DIV. I ONLY	4- 21	327	1- 9	91	232	289	289	11	11	
DIV. I NON-CONF.	0- 11	335	0- 0	128	318	330	330	10	10	
TOTALS	RPI 1-25	RPI 26-50	W-L RECORDS	RPI 51-100	RPI 101-150	RPI 150+				
4- 21	0- 0	0- 3	OVERALL	1- 6	0- 4	3- 8				
3- 8	0- 0	0- 1	HOME	1- 3	0- 3	2- 1				
1- 11	0- 0	0- 1	AWAY	0- 3	0- 1	1- 6				
0- 2	0- 0	0- 1	NEUTRAL	0- 0	0- 0	0- 1				
0- 11	0- 0	0- 1	NON-CONFERENCE	0- 1	0- 2	0- 7				
0- 3	0- 0	0- 0	HOME	0- 1	0- 1	0- 1				
0- 6	0- 0	0- 0	AWAY	0- 0	0- 1	0- 5				
0- 2	0- 0	0- 1	NEUTRAL	0- 0	0- 0	0- 1				
4- 10	0- 0	0- 2	CONFERENCE	1- 5	0- 2	3- 1				
3- 5	0- 0	0- 1	HOME	1- 2	0- 2	2- 0				
1- 5	0- 0	0- 1	AWAY	0- 3	0- 0	1- 1				
0- 0	0- 0	0- 0	NEUTRAL	0- 0	0- 0	0- 0				

RPI 1-25				RPI 26-50				RPI 51-100				RPI 101+				Team's RPI: 289	
RPI	S	Opponent	Score	RPI	S	Opponent	Score	RPI	S	Opponent	Score	RPI	S	Opponent	Score		
				32	A	South Dakota St.	44 70	64	A	South Dakota	48 80	124	H	North Dakota	55 76		
				32	H	South Dakota St.	66 69	64	H	South Dakota	83 73	147	A	Milwaukee	74 79		
				40	N	Central Mich.	55 77	65	A	IUPUI	58 71	148	H	Oral Roberts	50 70		
								65	H	IUPUI	53 76	149	H	Omaha	60 80		
								78	A	Western Ill.	81 110	163	A	Oakland	66 95		
								78	H	Western Ill.	60 87	176	H	Western Mich.	63 68		
								80	H	Colorado	59 76	178	A	Providence	63 86		
												234	N	UC Santa Barbara	59 66		
												251	A	UTRGV	67 81		
												266	A	Cal Poly	46 73		
												293	A	Massachusetts	58 70		
												311	A	Denver	86 80		
												311	H	Denver	67 58		
												322	A	Fort Wayne	68 72		
												322	H	Fort Wayne	68 56		
LAST 12 Division I GAMES:																	
				65	H	IUPUI	53 76	64	A	South Dakota	48 80						
				311	H	Denver	67 58	65	A	IUPUI	58 71						
				322	A	Fort Wayne	68 72	149	H	Omaha	60 80						
				78	H	Western Ill.	60 87	78	A	Western Ill.	81 110						
				32	A	South Dakota St.	44 70	322	H	Fort Wayne	68 56						
				148	H	Oral Roberts	50 70	64	H	South Dakota	83 73						

Non-Div I Games: Mayville St. 93 44 Dickinson St. 70 63

North Dakota St.

Loss, Non-Conf, S Site, H Home A Away N Neutral

Non-Conference				Through Games Of Feb. 11, 1917						
Average RPI Win:	300	WON-LOST	WINNING	LAST 10	STRENGTH OF	OPP. STRENGTH	TEAM	ADJ.	CONF.	ADJ CONF.
Average RPI Loss:	173	RECORD	PCT. RANK	GAMES	SCHEDULE	OF SCHEDULE	RPI	RPI	RPI	RPI
DIV. I ONLY	7- 18	289	2- 8	255	259	298	298	24	24	
DIV. I NON-CONF.	4- 8	230	0- 0	199	259	243	243	24	24	
-----										
TOTALS	RPI 1-25		RPI 26-50		W-L RECORDS		RPI 51-100		RPI 101-150	RPI 150+
7- 18	0- 1		0- 2		OVERALL		0- 3		0- 2	7- 10
4- 6	0- 0		0- 0		HOME		0- 1		0- 1	4- 4
2- 11	0- 1		0- 2		AWAY		0- 2		0- 1	2- 5
1- 1	0- 0		0- 0		NEUTRAL		0- 0		0- 0	1- 1
4- 8	0- 1		0- 2		NON-CONFERENCE		0- 0		0- 0	4- 5
2- 2	0- 0		0- 0		HOME		0- 0		0- 0	2- 2
1- 5	0- 1		0- 2		AWAY		0- 0		0- 0	1- 2
1- 1	0- 0		0- 0		NEUTRAL		0- 0		0- 0	1- 1
3- 10	0- 0		0- 0		CONFERENCE		0- 3		0- 2	3- 5
2- 4	0- 0		0- 0		HOME		0- 1		0- 1	2- 2
1- 6	0- 0		0- 0		AWAY		0- 2		0- 1	1- 3
0- 0	0- 0		0- 0		NEUTRAL		0- 0		0- 0	0- 0

RPI 1-25			
RPI	S	Opponent	Score
11	A	Florida St.	39 95
RPI 26-50			
RPI	S	Opponent	Score
34	A	South Fla.	42 78
37	A	North Carolina St.	52 78
RPI 51-100			
RPI	S	Opponent	Score
94	A	Jacksonville	58 68
97	A	FGCU	46 69
97	H	FGCU	51 68
RPI 101+			
RPI	S	Opponent	Score
117	A	Stetson	44 68
117	H	Stetson	44 62
175	H	Morehead St.	65 84
186	A	Xavier	46 83
193	A	Bethune-Cookman	50 52
196	A	Col. of Charleston	60 47
241	N	South Ala.	55 62
267	H	Wofford	60 79
276	A	Kennesaw St.	48 52
276	H	Kennesaw St.	61 67
291	A	Lipscomb	62 66
291	H	Lipscomb	58 60
295	N	Nicholls St.	77 74
314	A	NJIT	62 64
314	H	NJIT	61 51
316	A	USC Upstate	78 67
316	H	USC Upstate	77 74
328	H	Fla. Atlantic	95 88
335	H	Florida A&M	71 60
Team's RPI: 298			
LAST 12 Division I GAMES:			
291	A	Lipscomb	62 66
276	A	Kennesaw St.	48 52
314	H	NJIT	61 51
316	H	USC Upstate	77 74
97	A	FGCU	46 69
117	H	Stetson	44 62
97	H	FGCU	51 68
117	A	Stetson	44 68
276	H	Kennesaw St.	61 67
291	H	Lipscomb	58 60
316	A	USC Upstate	78 67
314	A	NJIT	62 64

Non-Div I Games:	Warner	72	44	Webber Int'l	103	57	Edward Waters	70	50
------------------	--------	----	----	--------------	-----	----	---------------	----	----

North Florida

Loss, Non-Conf, S Site, H Home A Away N Neutral



## North Texas

Through Games Of Feb. 21, 2017

Average RPI Win:	208	WON-LOST	WINNING	LAST 10	STRENGTH OF	OPP. STRENGTH	TEAM	ADJ.	CONF.	ADJ CONF.
Average RPI Loss:	131	RECORD	PCT. RANK	GAMES	SCHEDULE	OF SCHEDULE	RPI	RPI	RPI	RPI
DIV. I ONLY	11- 14	208	6- 4	146	148	187	187	15	15	
DIV. I NON-CONF.	3- 8	262	0- 0	163	180	254	254	16	16	
TOTALS	RPI 1-25	RPI 26-50	W-L RECORDS	RPI 51-100	RPI 101-150	RPI 150+				
11- 14	0- 0	0- 2	OVERALL	0- 2	4- 4	7- 6				
6- 5	0- 0	0- 1	HOME	0- 0	3- 1	3- 3				
5- 7	0- 0	0- 1	AWAY	0- 2	1- 2	4- 2				
0- 2	0- 0	0- 0	NEUTRAL	0- 0	0- 1	0- 1				
3- 8	0- 0	0- 2	NON-CONFERENCE	0- 1	2- 1	1- 4				
2- 2	0- 0	0- 1	HOME	0- 0	1- 0	1- 1				
1- 4	0- 0	0- 1	AWAY	0- 1	1- 0	0- 2				
0- 2	0- 0	0- 0	NEUTRAL	0- 0	0- 1	0- 1				
8- 6	0- 0	0- 0	CONFERENCE	0- 1	2- 3	6- 2				
4- 3	0- 0	0- 0	HOME	0- 0	2- 1	2- 2				
4- 3	0- 0	0- 0	AWAY	0- 1	0- 2	4- 0				
0- 0	0- 0	0- 0	NEUTRAL	0- 0	0- 0	0- 0				

RPI S	Opponent	Score	RPI S	Opponent	Score	RPI S	Opponent	Score	RPI S	Opponent	Score	Team's RPI: 187
48	A Little Rock	44 55	76	A Middle Tenn.	52 60	111	A Arizona	62 58				
50	H Indiana	64 94	92	A SMU	51 65	115	A Charlotte	49 66				
						115	H Charlotte	63 78				
						123	A Old Dominion	47 62				
						123	H Old Dominion	65 55				
						126	H Southern Miss.	75 62				
						143	H Iona	66 55				
						149	N Omaha	57 85				
						157	A Missouri St.	54 63				
						159	A Tulsa	58 63				
						161	H Louisiana Tech	65 72				
						168	A Rice	77 69				
						168	H Rice	49 51				
						171	H Texas St.	58 59				
						182	A UAB	59 58				
						188	A UTSA	58 55				
						251	N UTRGV	69 74				
						285	H FIU	69 49				
						301	A UTEP	76 69				
						328	H Fla. Atlantic	79 57				
						332	H Incarnate Word	84 61				
LAST 12 Division I GAMES:												
188	A UTSA	58 55	115	A Charlotte	49 66							
301	A UTEP	76 69	161	H Louisiana Tech	65 72							
285	H FIU	69 49	126	H Southern Miss.	75 62							
328	H Fla. Atlantic	79 57	168	H Rice	49 51							
168	A Rice	77 69	76	A Middle Tenn.	52 60							
123	A Old Dominion	47 62	182	A UAB	59 58							

Non-Div I Games:

North Texas

■ Loss, 
 ■ Non-Conf, 
 ■ S Site, 
 ■ H Home 
 ■ A Away 
 N Neutral

## Northeastern

Through Games Of Feb. 21, 2017

Average RPI Win:	213	WON-LOST	WINNING	LAST 10	STRENGTH OF	OPP. STRENGTH	TEAM	ADJ.	CONF.	ADJ CONF.
Average RPI Loss:	82	RECORD	PCT. RANK	GAMES	SCHEDULE	OF SCHEDULE	RPI	RPI	RPI	RPI
DIV. I ONLY	10- 17	247	4- 6	53	102	153	153	9	9	
DIV. I NON-CONF.	4- 8	230	0- 0	78	123	180	180	8	8	
TOTALS	RPI 1-25	RPI 26-50	W-L RECORDS	RPI 51-100	RPI 101-150	RPI 150+				
10- 17	0- 1	0- 6	OVERALL	0- 4	1- 5	9- 1				
6- 6	0- 0	0- 2	HOME	0- 2	1- 2	5- 0				
4- 8	0- 0	0- 4	AWAY	0- 1	0- 3	4- 0				
0- 3	0- 1	0- 0	NEUTRAL	0- 1	0- 0	0- 1				
4- 8	0- 1	0- 2	NON-CONFERENCE	0- 2	0- 2	4- 1				
2- 2	0- 0	0- 0	HOME	0- 1	0- 1	2- 0				
2- 3	0- 0	0- 2	AWAY	0- 0	0- 1	2- 0				
0- 3	0- 1	0- 0	NEUTRAL	0- 1	0- 0	0- 1				
6- 9	0- 0	0- 4	CONFERENCE	0- 2	1- 3	5- 0				
4- 4	0- 0	0- 2	HOME	0- 1	1- 1	3- 0				
2- 5	0- 0	0- 2	AWAY	0- 1	0- 2	2- 0				
0- 0	0- 0	0- 0	NEUTRAL	0- 0	0- 0	0- 0				

RPI 1-25			RPI 26-50			RPI 51-100			RPI 101+ Team's RPI: 153		
RPI	S	Opponent	Score	RPI	S	Opponent	Score	RPI	S	Opponent	Score
9	N	Stanford	45 74	26	A	Elon	58 70	54	A	Drexel	51 74
				26	H	Elon	65 76	54	H	Drexel	33 63
				38	A	James Madison	54 74	70	H	New Hampshire	63 66
				38	H	James Madison	49 67	90	N	Purdue	54 79
				41	A	Michigan St.	44 78				
				43	A	Quinnipiac	59 76				
LAST 12 Division I GAMES:											
206	A	Towson	63 51	54	A	Drexel	51 74	128	H	St. Mary's (CA)	53 77
129	H	Delaware	50 41	26	H	Elon	65 76	129	A	Delaware	53 65
196	H	Col. of Charleston	61 44	223	H	UNCW	55 47	129	H	Delaware	50 41
26	A	Elon	58 70	129	A	Delaware	53 65	141	A	Maine	49 68
38	H	James Madison	49 67	38	A	James Madison	54 74	150	A	William & Mary	58 60
150	H	William & Mary	54 68	150	A	William & Mary	54 68	150	H	William & Mary	54 68
								179	H	Siena	61 50
								180	A	Hofstra	53 51
								196	H	Col. of Charleston	61 44
								199	N	Wichita St.	73 87
								206	A	Towson	63 51
								206	H	Towson	72 64
								223	H	UNCW	55 47
								240	H	Boston U.	78 59
								260	A	Canisius	83 59
								311	A	Denver	72 69

Non-Div I Games:

Northeastern

■ Loss, 
 ■ Non-Conf, 
 ■ S Site, 
 ■ H Home 
 ■ A Away 
 N Neutral

Average RPI Win:	273	WON-LOST	WINNING	LAST 10	STRENGTH OF	OPP. STRENGTH	TEAM	ADJ.	CONF.	ADJ CONF.
Average RPI Loss:	177	RECORD	PCT. RANK	GAMES	SCHEDULE	OF SCHEDULE	RPI	RPI	RPI	RPI
DIV. I ONLY	6- 18	302	2- 8	214	283	306	306	20	20	
DIV. I NON-CONF.	3- 7	250	0- 0	239	333	290	290	18	18	
TOTALS	RPI 1-25	RPI 26-50	W-L RECORDS	RPI 51-100	RPI 101-150	RPI 150+				
6- 18	0- 0	0- 0	OVERALL	0- 2	1- 6	5- 10				
4- 7	0- 0	0- 0	HOME	0- 0	1- 3	3- 4				
2- 11	0- 0	0- 0	AWAY	0- 2	0- 3	2- 6				
0- 0	0- 0	0- 0	NEUTRAL	0- 0	0- 0	0- 0				
3- 7	0- 0	0- 0	NON-CONFERENCE	0- 1	0- 1	3- 5				
2- 2	0- 0	0- 0	HOME	0- 0	0- 0	2- 2				
1- 5	0- 0	0- 0	AWAY	0- 1	0- 1	1- 3				
0- 0	0- 0	0- 0	NEUTRAL	0- 0	0- 0	0- 0				
3- 11	0- 0	0- 0	CONFERENCE	0- 1	1- 5	2- 5				
2- 5	0- 0	0- 0	HOME	0- 0	1- 3	1- 2				
1- 6	0- 0	0- 0	AWAY	0- 1	0- 2	1- 3				
0- 0	0- 0	0- 0	NEUTRAL	0- 0	0- 0	0- 0				

RPI 1-25				RPI 26-50				RPI 51-100				RPI 101+				Team's RPI: 306	
RPI	S	Opponent	Score	RPI	S	Opponent	Score	RPI	S	Opponent	Score	RPI	S	Opponent	Score		
								75	A	Utah	65 78	124	A	North Dakota	69 88		
								83	A	Montana St.	69 86						
												124	H	North Dakota	78 80		
												125	H	Idaho	80 91		
												127	A	Northern Colo.	64 75		
												127	H	Northern Colo.	66 69		
												131	A	Lamar University	60 75		
												133	H	Eastern Wash.	56 47		
												152	H	Idaho St.	51 64		
												164	H	New Mexico St.	68 79		
												169	H	CSUN	79 83		
												218	A	Grand Canyon	65 76		
												219	H	Weber St.	64 75		
												234	A	UC Santa Barbara	51 60		
												236	A	Portland St.	55 56		
												266	A	Cal Poly	53 58		
												281	A	Sacramento St.	76 82		
												292	A	Southern Utah	77 68		
												292	H	Southern Utah	77 65		
												301	A	UTEP	65 51		
												310	H	Youngstown St.	70 49		
												311	H	Denver	82 67		
												330	A	Montana	59 60		
LAST 12 Division I GAMES:																	
292	H	Southern Utah	77 65	127	A	Northern Colo.	64 75										
330	A	Montana	59 60	125	H	Idaho	80 91										
83	A	Montana St.	69 86	133	H	Eastern Wash.	56 47										
219	H	Weber St.	64 75	281	A	Sacramento St.	76 82										
152	H	Idaho St.	51 64	236	A	Portland St.	55 56										
124	A	North Dakota	69 88	127	H	Northern Colo.	66 69										

Non-Div I Games: Antelope Valley 109 60

Northern Ariz.

■ Loss, 
 ■ Non-Conf, S Site, 
 ■ Home 
 ■ Away 
 N Neutral

Average RPI Win:	237	WON-LOST	WINNING	LAST 10	STRENGTH OF	OPP. STRENGTH	TEAM	ADJ.	CONF.	ADJ CONF.
Average RPI Loss:	112	RECORD	PCT. RANK	GAMES	SCHEDULE	OF SCHEDULE	RPI	RPI	RPI	RPI
DIV. I ONLY	19- 6	40	7- 3	291	202	127	127	20	20	
DIV. I NON-CONF.	7- 3	83	0- 0	272	171	126	126	18	18	
TOTALS	RPI 1-25	RPI 26-50	W-L RECORDS	RPI 51-100	RPI 101-150	RPI 150+				
19- 6	0- 0	0- 0	OVERALL	2- 2	1- 3	16- 1				
10- 3	0- 0	0- 0	HOME	2- 1	0- 1	8- 1				
8- 3	0- 0	0- 0	AWAY	0- 1	1- 2	7- 0				
1- 0	0- 0	0- 0	NEUTRAL	0- 0	0- 0	1- 0				
7- 3	0- 0	0- 0	NON-CONFERENCE	1- 2	0- 1	6- 0				
3- 1	0- 0	0- 0	HOME	1- 1	0- 0	2- 0				
3- 2	0- 0	0- 0	AWAY	0- 1	0- 1	3- 0				
1- 0	0- 0	0- 0	NEUTRAL	0- 0	0- 0	1- 0				
12- 3	0- 0	0- 0	CONFERENCE	1- 0	1- 2	10- 1				
7- 2	0- 0	0- 0	HOME	1- 0	0- 1	6- 1				
5- 1	0- 0	0- 0	AWAY	0- 0	1- 1	4- 0				
0- 0	0- 0	0- 0	NEUTRAL	0- 0	0- 0	0- 0				

RPI 1-25			RPI 26-50			RPI 51-100			RPI 101+ Team's RPI: 127		
RPI	S	Opponent	Score	RPI	S	Opponent	Score	RPI	S	Opponent	Score
								52	A	Colorado St.	47 58
								80	H	Colorado	62 83
								83	H	Montana St.	66 58
								97	H	FGCU	77 74
										124	H North Dakota 51 57
										125	A Idaho 71 67
										128	A St. Mary's (CA) 65 75
										133	A Eastern Wash. 61 67
										152	A Idaho St. 77 62
										152	H Idaho St. 58 68
										188	A UTSA 73 66
										219	A Weber St. 88 79
										219	H Weber St. 86 62
										229	H San Diego 54 51
										231	A Pacific 60 56
										236	H Portland St. 91 62
										281	H Sacramento St. 95 88
										287 N	Eastern Mich. 58 57
										292	A Southern Utah 83 53
										292	H Southern Utah 74 55
										306	A Northern Ariz. 69 66
										306	H Northern Ariz. 75 64
										311	H Denver 68 48
										323	A Air Force 71 44
										330	H Montana 65 46
LAST 12 Division I GAMES:											
				152	H	Idaho St.	58 68	306	H	Northern Ariz.	75 64
				219	H	Weber St.	86 62	219	A	Weber St.	88 79
				133	A	Eastern Wash.	61 67	152	A	Idaho St.	77 62
				125	A	Idaho	71 67	83	H	Montana St.	66 58
				124	H	North Dakota	51 57	330	H	Montana	65 46
				292	H	Southern Utah	74 55	306	A	Northern Ariz.	69 66

Non-Div I Games: Colo. Christian 90 47

Northern Colo.

Average RPI Win:	<b>199</b>	WON-LOST	WINNING	LAST 10	STRENGTH OF	OPP. STRENGTH	TEAM	ADJ.	CONF.	ADJ CONF.
Average RPI Loss:	<b>90</b>	RECORD	PCT. RANK	GAMES	SCHEDULE	OF SCHEDULE	RPI	RPI	RPI	RPI
DIV. I ONLY	<b>18- 7</b>	<b>59</b>	<b>7- 3</b>	<b>142</b>	<b>135</b>	<b>82</b>	<b>82</b>	<b>10</b>	<b>10</b>	
DIV. I NON-CONF.	<b>7- 4</b>	<b>114</b>	<b>0- 0</b>	<b>238</b>	<b>199</b>	<b>124</b>	<b>124</b>	<b>11</b>	<b>11</b>	
TOTALS	RPI 1-25	RPI 26-50	W-L RECORDS	RPI 51-100	RPI 101-150	RPI 150+				
18- 7	0- 0	1- 2	OVERALL	4- 3	2- 1	11- 1				
9- 3	0- 0	1- 1	HOME	1- 0	1- 1	6- 1				
9- 3	0- 0	0- 1	AWAY	3- 1	1- 0	5- 0				
0- 1	0- 0	0- 0	NEUTRAL	0- 1	0- 0	0- 0				
7- 4	0- 0	0- 1	NON-CONFERENCE	0- 3	1- 0	6- 0				
4- 0	0- 0	0- 0	HOME	0- 0	1- 0	3- 0				
3- 3	0- 0	0- 1	AWAY	0- 2	0- 0	3- 0				
0- 1	0- 0	0- 0	NEUTRAL	0- 1	0- 0	0- 0				
11- 3	0- 0	1- 1	CONFERENCE	4- 0	1- 1	5- 1				
5- 3	0- 0	1- 1	HOME	1- 0	0- 1	3- 1				
6- 0	0- 0	0- 0	AWAY	3- 0	1- 0	2- 0				
0- 0	0- 0	0- 0	NEUTRAL	0- 0	0- 0	0- 0				

RPI 1-25			RPI 26-50			RPI 51-100			Team's RPI: 82			RPI 101+			
RPI	S	Opponent	Score	RPI	S	Opponent	Score	RPI	S	Opponent	Score	RPI	S	Opponent	Score
				35	A	Drake	86 95	59	A	Iowa St.	89 97	130	A	Ball St.	101 96
				40	H	Central Mich.	94 109	64	N	South Dakota	83 97	130	H	Ball St.	84 92
				49	H	Ohio	88 80	78	A	Western Ill.	79 83	147	H	Milwaukee	114 104
								79	A	Buffalo	89 80	176	H	Western Mich.	67 62
								84	A	Toledo	77 73	204	H	SIUE	97 78
								100	A	Kent St.	98 97	221	A	Bradley	81 51
								100	H	Kent St.	93 72	222	H	Akron	55 84
												238	A	Miami (OH)	63 61
												238	H	Miami (OH)	89 76
												258	A	Bowling Green	89 76
												287	H	Eastern Mich.	85 73
												307	H	Illinois St.	108 66
												315	A	Loyola Chicago	90 70
												319	A	UMKC	86 75
												337	H	Chicago St.	94 85
LAST 12 Division I GAMES:															
				130	H	Ball St.	84 92	100	H	Kent St.	93 72				
				238	A	Miami (OH)	63 61	238	H	Miami (OH)	89 76				
				79	A	Buffalo	89 80	222	H	Akron	55 84				
				40	H	Central Mich.	94 109	84	A	Toledo	77 73				
				176	H	Western Mich.	67 62	100	A	Kent St.	98 97				
				130	A	Ball St.	101 96	49	H	Ohio	88 80				

Non-Div I Games:

Northern Ill.

Average RPI Win:	269	WON-LOST	WINNING	LAST 10	STRENGTH OF	OPP. STRENGTH	TEAM	ADJ.	CONF.	ADJ CONF.
Average RPI Loss:	174	RECORD	PCT. RANK	GAMES	SCHEDULE	OF SCHEDULE	RPI	RPI	RPI	RPI
DIV. I ONLY	7- 20	298	3- 7	217	276	294	294	19	19	
DIV. I NON-CONF.	3- 8	262	0- 0	164	310	271	271	21	21	
TOTALS	RPI 1-25	RPI 26-50	W-L RECORDS	RPI 51-100	RPI 101-150	RPI 150+				
7- 20	0- 0	0- 3	OVERALL	0- 0	1- 4	6- 13				
3- 8	0- 0	0- 0	HOME	0- 0	0- 2	3- 6				
2- 11	0- 0	0- 2	AWAY	0- 0	0- 2	2- 5				
2- 1	0- 0	0- 0	NEUTRAL	0- 0	1- 0	1- 1				
3- 8	0- 0	0- 2	NON-CONFERENCE	0- 0	1- 1	2- 5				
1- 3	0- 0	0- 0	HOME	0- 0	0- 1	1- 2				
0- 4	0- 0	0- 2	AWAY	0- 0	0- 0	0- 2				
2- 1	0- 0	0- 0	NEUTRAL	0- 0	1- 0	1- 1				
4- 12	0- 0	0- 1	CONFERENCE	0- 0	0- 3	4- 8				
2- 5	0- 0	0- 0	HOME	0- 0	0- 1	2- 4				
2- 7	0- 0	0- 1	AWAY	0- 0	0- 2	2- 4				
0- 0	0- 0	0- 0	NEUTRAL	0- 0	0- 0	0- 0				

RPI 1-25			RPI 26-50			RPI 51-100			RPI 101+ Team's RPI: 294		
RPI	S	Opponent	Score	RPI	S	Opponent	Score	RPI	S	Opponent	Score
				33	A	Green Bay	39 70	117	H	Stetson	45 54
				49	A	Ohio	41 58	126	N	Southern Miss.	58 53
				50	A	Indiana	49 100	138	A	Wright St.	47 67
								138	H	Wright St.	63 70
								147	A	Milwaukee	44 72
								160	A	Detroit Mercy	49 57
								160	H	Detroit Mercy	53 55
								163	A	Oakland	66 86
								163	H	Oakland	47 61
								181	A	Cleveland St.	58 77
								181	H	Cleveland St.	54 58
								191	H	ETSU	62 56
								205	A	Indiana St.	38 58
								236	N	Portland St.	54 77
								238	H	Miami (OH)	50 60
								246	H	Murray St.	69 72
								269	A	Tennessee Tech	40 55
								300	A	Valparaiso	70 55
								300	H	Valparaiso	32 41
								310	A	Youngstown St.	73 77
								310	H	Youngstown St.	87 81
								317	A	Ill.-Chicago	58 37
								317	H	Ill.-Chicago	66 49
								324	N	Arkansas St.	83 78
LAST 12 Division I GAMES:											
				163	A	Oakland	66 86	160	H	Detroit Mercy	53 55
				181	A	Cleveland St.	58 77	163	H	Oakland	47 61
				310	A	Youngstown St.	73 77	317	A	Ill.-Chicago	58 37
				300	H	Valparaiso	32 41	300	A	Valparaiso	70 55
				317	H	Ill.-Chicago	66 49	160	A	Detroit Mercy	49 57
				138	A	Wright St.	47 67	138	H	Wright St.	63 70

Non-Div I Games: Ind.-East 66 46

Northern Ky.

■ Loss, 
 ■ Non-Conf, S Site, 
 ■ Home 
 ■ Away 
 N Neutral

## Northwestern

Through Games Of Feb. 21, 2017

Average RPI Win:	170	WON-LOST	WINNING	LAST 10	STRENGTH OF	OPP. STRENGTH	TEAM	ADJ.	CONF.	ADJ CONF.
Average RPI Loss:	46	RECORD	PCT. RANK	GAMES	SCHEDULE	OF SCHEDULE	RPI	RPI	RPI	RPI
DIV. I ONLY	18- 9	80	3- 5	92	74	66	66	6	6	
DIV. I NON-CONF.	11- 2	23	0- 0	181	169	49	49	6	6	
TOTALS	RPI 1-25	RPI 26-50	W-L RECORDS	RPI 51-100	RPI 101-150	RPI 150+				
18- 9	0- 3	3- 3	OVERALL	2- 3	2- 0	11- 0				
14- 2	0- 1	3- 0	HOME	2- 1	1- 0	8- 0				
4- 7	0- 2	0- 3	AWAY	0- 2	1- 0	3- 0				
0- 0	0- 0	0- 0	NEUTRAL	0- 0	0- 0	0- 0				
11- 2	0- 1	1- 0	NON-CONFERENCE	1- 1	2- 0	7- 0				
9- 0	0- 0	1- 0	HOME	1- 0	1- 0	6- 0				
2- 2	0- 1	0- 0	AWAY	0- 1	1- 0	1- 0				
0- 0	0- 0	0- 0	NEUTRAL	0- 0	0- 0	0- 0				
7- 7	0- 2	2- 3	CONFERENCE	1- 2	0- 0	4- 0				
5- 2	0- 1	2- 0	HOME	1- 1	0- 0	2- 0				
2- 5	0- 1	0- 3	AWAY	0- 1	0- 0	2- 0				
0- 0	0- 0	0- 0	NEUTRAL	0- 0	0- 0	0- 0				

RPI 1-25				RPI 26-50				RPI 51-100				RPI 101+			
RPI	S	Opponent	Score	RPI	S	Opponent	Score	RPI	S	Opponent	Score	RPI	S	Opponent	Score
17	A	DePaul	66 89	36	A	Michigan	54 80	67	A	Minnesota	61 71	147	A	Milwaukee	65 63
21	A	Maryland	65 96	41	H	Michigan St.	76 65	74	H	Penn St.	58 74	148	H	Oral Roberts	64 55
25	H	Ohio St.	87 94	45	H	Virginia	69 60	77	A	Gonzaga	56 67	154	A	Santa Clara	87 75
				47	A	Iowa	59 78	81	H	Florida	73 68	157	H	Missouri St.	75 52
				50	A	Indiana	38 66	90	H	Purdue	76 60	189	H	Illinois	66 53
				50	H	Indiana	80 67					192	H	Hampton	67 48
												194	A	Nebraska	62 58
												211	H	Wisconsin	63 43
												212	A	Rutgers	55 37
												235	H	UT Martin	82 59
												259	H	Evansville	88 66
												317	H	Ill.-Chicago	88 44
												337	H	Chicago St.	75 42
LAST 12 Division I GAMES:															
67	A	Minnesota	61 71	212	A	Rutgers	55 37								
189	H	Illinois	66 53	36	A	Michigan	54 80								
47	A	Iowa	59 78	41	H	Michigan St.	76 65								
50	A	Indiana	38 66	50	H	Indiana	80 67								
74	H	Penn St.	58 74	21	A	Maryland	65 96								
211	H	Wisconsin	63 43	25	H	Ohio St.	87 94								

Non-Div I Games:

Northwestern

■ Loss, 
■ Non-Conf, S Site, 
■ Home 
■ Away 
N Neutral

Average RPI Win:	303	WON-LOST	WINNING	LAST 10	STRENGTH OF	OPP. STRENGTH	TEAM	ADJ.	CONF.	ADJ CONF.
Average RPI Loss:	171	RECORD	PCT. RANK	GAMES	SCHEDULE	OF SCHEDULE	RPI	RPI	RPI	RPI
DIV. I ONLY	8- 13	242	5- 5	317	264	299	299	27	27	
DIV. I NON-CONF.	2- 5	259	0- 0	227	128	292	292	27	27	
TOTALS	RPI 1-25	RPI 26-50	W-L RECORDS	RPI 51-100	RPI 101-150	RPI 150+				
8- 13	0- 2	0- 0	OVERALL	0- 2	1- 3	7- 6				
7- 3	0- 0	0- 0	HOME	0- 1	1- 0	6- 2				
1- 10	0- 2	0- 0	AWAY	0- 1	0- 3	1- 4				
0- 0	0- 0	0- 0	NEUTRAL	0- 0	0- 0	0- 0				
2- 5	0- 2	0- 0	NON-CONFERENCE	0- 0	0- 1	2- 2				
2- 1	0- 0	0- 0	HOME	0- 0	0- 0	2- 1				
0- 4	0- 2	0- 0	AWAY	0- 0	0- 1	0- 1				
0- 0	0- 0	0- 0	NEUTRAL	0- 0	0- 0	0- 0				
6- 8	0- 0	0- 0	CONFERENCE	0- 2	1- 2	5- 4				
5- 2	0- 0	0- 0	HOME	0- 1	1- 0	4- 1				
1- 6	0- 0	0- 0	AWAY	0- 1	0- 2	1- 3				
0- 0	0- 0	0- 0	NEUTRAL	0- 0	0- 0	0- 0				

RPI 1-25				RPI 26-50				RPI 51-100				RPI 101+ Team's RPI: 299			
RPI	S	Opponent	Score	RPI	S	Opponent	Score	RPI	S	Opponent	Score	RPI	S	Opponent	Score
3	A	Mississippi St.	30 106					99	A	Abilene Christian	57 79	106	H	SFA	76 72
10	A	Texas	39 86					99	H	Abilene Christian	74 75	113	A	Central Ark.	43 76
												131	A	Lamar University	60 73
												143	A	Arkansas	36 65
												151	A	Memphis	38 54
												270	A	McNeese	52 68
												270	H	McNeese	63 68
												295	H	Nicholls St.	75 58
												303	A	A&M-Corpus Christi	51 60
												305	H	Mississippi Val.	64 68
												327	A	Southeastern La.	58 69
												327	H	Southeastern La.	89 71
												329	H	La.-Monroe	67 65
												332	A	Incarinate Word	76 74
												343	H	Houston Baptist	75 54
												344	H	Sam Houston St.	78 51
												346	H	Jackson St.	83 65
LAST 12 Division I GAMES:															
				99	H	Abilene Christian	74 75	327	A	Southeastern La.	58 69				
				327	H	Southeastern La.	89 71	270	A	McNeese	52 68				
				99	A	Abilene Christian	57 79	344	H	Sam Houston St.	78 51				
				343	H	Houston Baptist	75 54	295	H	Nicholls St.	75 58				
				106	H	SFA	76 72	303	A	A&M-Corpus Christi	51 60				
				131	A	Lamar University	60 73	332	A	Incarinate Word	76 74				

Non-Div I Games: LeTourneau 80 68 Louisiana Col. 113 65 LSU-Alexandria 97 76 Central Baptist 93 42 Northwestern St.



Non-Conference				Through Games Of Feb. 11, 1917						
Average RPI Win:	79	WON-LOST	WINNING	LAST 10	STRENGTH OF	OPP. STRENGTH	TEAM	ADJ.	CONF.	ADJ CONF.
Average RPI Loss:	20	RECORD	PCT. RANK	GAMES	SCHEDULE	OF SCHEDULE	RPI	RPI	RPI	RPI
DIV. I ONLY	25- 3	5	9- 1	2	4	2	2	3	3	
DIV. I NON-CONF.	12- 2	21	0- 1	2	3	2	2	4	4	
TOTALS	RPI 1-25	RPI 26-50	W-L RECORDS	RPI 51-100	RPI 101-150	RPI 150+				
25- 3	5- 2	6- 1	OVERALL	6- 0	5- 0	3- 0				
12- 1	3- 1	3- 0	HOME	2- 0	3- 0	1- 0				
12- 2	2- 1	3- 1	AWAY	4- 0	2- 0	1- 0				
1- 0	0- 0	0- 0	NEUTRAL	0- 0	0- 0	1- 0				
12- 2	2- 2	4- 0	NON-CONFERENCE	2- 0	2- 0	2- 0				
6- 1	1- 1	2- 0	HOME	0- 0	2- 0	1- 0				
5- 1	1- 1	2- 0	AWAY	2- 0	0- 0	0- 0				
1- 0	0- 0	0- 0	NEUTRAL	0- 0	0- 0	1- 0				
13- 1	3- 0	2- 1	CONFERENCE	4- 0	3- 0	1- 0				
6- 0	2- 0	1- 0	HOME	2- 0	1- 0	0- 0				
7- 1	1- 0	1- 1	AWAY	2- 0	2- 0	1- 0				
0- 0	0- 0	0- 0	NEUTRAL	0- 0	0- 0	0- 0				

RPI	S	Opponent	Score	RPI	S	Opponent	Score	RPI	S	Opponent	Score	RPI	S	Opponent	Score
1	H	UConn	61 72	31	A	Syracuse	85 80	53	A	Georgia Tech	55 38	107	A	North Carolina	77 55
7	H	Washington	71 60	33	H	Green Bay	71 67	53	H	Georgia Tech	90 69	108	A	Clemson	84 80
7	H	Duke	62 58	37	A	North Carolina St.	62 70	60	H	Wake Forest	92 72	119	H	Fordham	67 36
13	H	Louisville	85 66	40	H	Central Mich.	107 47	84	A	Toledo	85 68	136	H	TCU	92 59
16	A	Miami (FL)	67 55	41	A	Michigan St.	79 61	86	A	Virginia Tech	76 59	145	H	Pittsburgh	86 54
17	A	DePaul	75 61	45	H	Virginia	82 74	89	A	Chattanooga	79 58	158	N	Louisiana	91 51
22	A	Tennessee	69 71	47	A	Iowa	73 58					170	A	Boston College	80 69
												300	H	Valparaiso	114 54
LAST 12 Division I GAMES:															
31	A	Syracuse	85 80	7	H	Duke	62 58								
108	A	Clemson	84 80	107	A	North Carolina	77 55								
53	H	Georgia Tech	90 69	170	A	Boston College	80 69								
13	H	Louisville	85 66	22	A	Tennessee	69 71								
86	A	Virginia Tech	76 59	145	H	Pittsburgh	86 54								
45	H	Virginia	82 74	16	A	Miami (FL)	67 55								

Non-Div I Games:

Notre Dame

Average RPI Win:	264	WON-LOST	WINNING	LAST 10	STRENGTH OF	OPP. STRENGTH	TEAM	ADJ.	CONF.	ADJ CONF.
Average RPI Loss:	101	RECORD	PCT. RANK	GAMES	SCHEDULE	OF SCHEDULE	RPI	RPI	RPI	RPI
DIV. I ONLY	14- 11	138	7- 3	200	211	163	163	19	19	
DIV. I NON-CONF.	4- 5	198	0- 0	244	111	188	188	21	21	
TOTALS	RPI 1-25	RPI 26-50	W-L RECORDS	RPI 51-100	RPI 101-150	RPI 150+				
14- 11	0- 0	1- 5	OVERALL	0- 0	2- 3	11- 3				
8- 4	0- 0	1- 0	HOME	0- 0	1- 2	6- 2				
6- 7	0- 0	0- 5	AWAY	0- 0	1- 1	5- 1				
0- 0	0- 0	0- 0	NEUTRAL	0- 0	0- 0	0- 0				
4- 5	0- 0	0- 4	NON-CONFERENCE	0- 0	0- 1	4- 0				
2- 1	0- 0	0- 0	HOME	0- 0	0- 1	2- 0				
2- 4	0- 0	0- 4	AWAY	0- 0	0- 0	2- 0				
0- 0	0- 0	0- 0	NEUTRAL	0- 0	0- 0	0- 0				
10- 6	0- 0	1- 1	CONFERENCE	0- 0	2- 2	7- 3				
6- 3	0- 0	1- 0	HOME	0- 0	1- 1	4- 2				
4- 3	0- 0	0- 1	AWAY	0- 0	1- 1	3- 1				
0- 0	0- 0	0- 0	NEUTRAL	0- 0	0- 0	0- 0				

RPI S	Opponent	Score	RPI S	Opponent	Score	RPI S	Opponent	Score	RPI S	Opponent	Score	Team's RPI: 163
			33	A Green Bay	47 89				130	H Ball St.	59 66	
			33	H Green Bay	74 71				138	A Wright St.	66 84	
			36	A Michigan	63 101				138	H Wright St.	61 73	
			40	A Central Mich.	67 70				147	A Milwaukee	75 73	
			41	A Michigan St.	74 81				147	H Milwaukee	77 63	
			50	A Indiana	59 84				160	A Detroit Mercy	61 71	
									160	H Detroit Mercy	71 80	
									181	H Cleveland St.	62 74	
									282	H Vermont	79 55	
									289	H North Dakota St.	95 66	
									294	A Northern Ky.	61 47	
									294	H Northern Ky.	86 66	
									300	A Valparaiso	98 60	
									300	H Valparaiso	104 63	
									310	H Youngstown St.	80 54	
									317	A Ill.-Chicago	78 50	
									317	H Ill.-Chicago	81 58	
									322	A Fort Wayne	82 61	
									337	A Chicago St.	80 60	
LAST 12 Division I GAMES:												
			294	H Northern Ky.	86 66				138	A Wright St.	66 84	
			317	A Ill.-Chicago	78 50				294	A Northern Ky.	61 47	
			300	A Valparaiso	98 60				310	H Youngstown St.	80 54	
			160	A Detroit Mercy	61 71				181	H Cleveland St.	62 74	
			147	H Milwaukee	77 63				138	H Wright St.	61 73	
			33	H Green Bay	74 71				33	A Green Bay	47 89	

Non-Div I Games: Concordia (MI) 99 32 Marygrove 126 31

Oakland

Loss, Non-Conf, S Site, H Home A Away N Neutral

Average RPI Win:	181	WON-LOST	WINNING	LAST 10	STRENGTH OF	OPP. STRENGTH	TEAM	ADJ.	CONF.	ADJ CONF.
Average RPI Loss:	97	RECORD	PCT. RANK	GAMES	SCHEDULE	OF SCHEDULE	RPI	RPI	RPI	RPI
DIV. I ONLY	18- 7	59	6- 4	95	127	49	49	10	10	
DIV. I NON-CONF.	9- 2	37	0- 0	185	196	56	56	11	11	
TOTALS	RPI 1-25	RPI 26-50	W-L RECORDS	RPI 51-100	RPI 101-150	RPI 150+				
18- 7	0- 0	0- 3	OVERALL	5- 3	2- 0	11- 1				
10- 2	0- 0	0- 1	HOME	2- 1	1- 0	7- 0				
8- 5	0- 0	0- 2	AWAY	3- 2	1- 0	4- 1				
0- 0	0- 0	0- 0	NEUTRAL	0- 0	0- 0	0- 0				
9- 2	0- 0	0- 1	NON-CONFERENCE	2- 0	1- 0	6- 1				
6- 0	0- 0	0- 0	HOME	0- 0	1- 0	5- 0				
3- 2	0- 0	0- 1	AWAY	2- 0	0- 0	1- 1				
0- 0	0- 0	0- 0	NEUTRAL	0- 0	0- 0	0- 0				
9- 5	0- 0	0- 2	CONFERENCE	3- 3	1- 0	5- 0				
4- 2	0- 0	0- 1	HOME	2- 1	0- 0	2- 0				
5- 3	0- 0	0- 1	AWAY	1- 2	1- 0	3- 0				
0- 0	0- 0	0- 0	NEUTRAL	0- 0	0- 0	0- 0				

RPI S	Opponent	Score	RPI S	Opponent	Score	Team's RPI: 49	RPI S	Opponent	Score	RPI S	Opponent	Score
36	A Michigan	46 69	40	A Central Mich.	59 64		65	A IUPUI	71 65	130	A Ball St.	72 68
40	A Central Mich.		40	H Central Mich.	64 70		76	A Middle Tenn.	73 52	134	H Duquesne	64 46
							79	H Buffalo	83 55	176	H Western Mich.	80 67
							82	A Northern Ill.	80 88	189	H Illinois	80 68
							84	A Toledo	64 55	214	H Binghamton	63 55
							84	H Toledo	61 55	222	A Akron	85 69
							100	A Kent St.	77 83	235	H UT Martin	72 55
							100	H Kent St.	65 68	238	A Miami (OH)	79 62
										246	H Murray St.	79 70
										248	A High Point	76 48
										258	A Bowling Green	69 58
										284	A N.C. A&T	57 63
										287	H Eastern Mich.	68 51
										294	H Northern Ky.	58 41
LAST 12 Division I GAMES:												
100	A Kent St.	77 83	176	H Western Mich.	80 67							
40	H Central Mich.	64 70	287	H Eastern Mich.	68 51							
130	A Ball St.	72 68	84	A Toledo	64 55							
84	H Toledo	61 55	100	H Kent St.	65 68							
40	A Central Mich.	59 64	222	A Akron	85 69							
238	A Miami (OH)	79 62	82	A Northern Ill.	80 88							

Non-Div I Games:

Ohio

Average RPI Win: 144		WON-LOST	WINNING	LAST 10	STRENGTH OF	OPP. STRENGTH	TEAM	ADJ.	CONF.	ADJ CONF.
Average RPI Loss: 13		RECORD	PCT. RANK	GAMES	SCHEDULE	OF SCHEDULE	RPI	RPI	RPI	RPI
DIV. I ONLY		24- 5	14	10- 0	61	50	25	25	6	6
DIV. I NON-CONF.		10- 4	80	0- 0	50	63	68	68	6	6
<hr/>										
TOTALS	RPI 1-25		RPI 26-50		W-L RECORDS		RPI 51-100		RPI 101-150	RPI 150+
24- 5	1- 4		4- 1		OVERALL		6- 0		2- 0	11- 0
16- 2	1- 2		2- 0		HOME		2- 0		2- 0	9- 0
6- 2	0- 1		1- 1		AWAY		3- 0		0- 0	2- 0
2- 1	0- 1		1- 0		NEUTRAL		1- 0		0- 0	0- 0
10- 4	0- 4		1- 0		NON-CONFERENCE		1- 0		2- 0	6- 0
8- 2	0- 2		0- 0		HOME		0- 0		2- 0	6- 0
0- 1	0- 1		0- 0		AWAY		0- 0		0- 0	0- 0
2- 1	0- 1		1- 0		NEUTRAL		1- 0		0- 0	0- 0
14- 1	1- 0		3- 1		CONFERENCE		5- 0		0- 0	5- 0
8- 0	1- 0		2- 0		HOME		2- 0		0- 0	3- 0
6- 1	0- 0		1- 1		AWAY		3- 0		0- 0	2- 0
0- 0	0- 0		0- 0		NEUTRAL		0- 0		0- 0	0- 0

RPI	S	Opponent	Score	RPI	S	Opponent	Score	RPI	S	Opponent	Score	RPI	S	Opponent	Score
1	A	UConn	63 82	31	N	Syracuse	77 72	66	A	Northwestern	94 87	134	H	Duquesne	89 69
4	H	South Carolina	80 92	36	H	Michigan	96 87	67	A	Minnesota	88 76	137	H	Cincinnati	80 38
5	N	Baylor	68 85	41	A	Michigan St.	75 94	67	H	Minnesota	87 62	181	H	Cleveland St.	96 78
16	H	Miami (FL)	89 94	47	H	Iowa	88 81	74	H	Penn St.	87 72	189	H	Illinois	88 64
21	H	Maryland	98 87	50	A	Indiana	92 82	90	A	Purdue	61 56	194	A	Nebraska	87 69
								97	N	FGCU	79 66	194	H	Nebraska	95 75
												211	A	Wisconsin	96 68
												211	H	Wisconsin	70 61
												213	H	Alabama St.	118 61
												227	H	Southern U.	108 73
												260	H	Canisius	89 56
												334	H	LIU Brooklyn	113 54
												336	H	Winthrop	88 48
LAST 12 Division I GAMES:															
21	H	Maryland	98 87	67	A	Minnesota	88 76								
194	A	Nebraska	87 69	189	H	Illinois	88 64								
47	H	Iowa	88 81	211	H	Wisconsin	70 61								
211	A	Wisconsin	96 68	90	A	Purdue	61 56								
74	H	Penn St.	87 72	41	A	Michigan St.	75 94								
194	H	Nebraska	95 75	36	H	Michigan	96 87								

Non-Div I Games:

Ohio St.

Average RPI Win:	107	WON-LOST	WINNING	LAST 10	STRENGTH OF	OPP. STRENGTH	TEAM	ADJ.	CONF.	ADJ CONF.
Average RPI Loss:	46	RECORD	PCT. RANK	GAMES	SCHEDULE	OF SCHEDULE	RPI	RPI	RPI	RPI
DIV. I ONLY	21- 7	44	7- 3	31	15	15	15	4	4	
DIV. I NON-CONF.	9- 3	63	0- 0	54	77	47	47	3	3	
TOTALS	RPI 1-25	RPI 26-50	W-L RECORDS	RPI 51-100	RPI 101-150	RPI 150+				
21- 7	2- 4	2- 0	OVERALL	9- 2	1- 1	7- 0				
14- 1	2- 0	2- 0	HOME	5- 0	1- 1	4- 0				
5- 5	0- 4	0- 0	AWAY	4- 1	0- 0	1- 0				
2- 1	0- 0	0- 0	NEUTRAL	0- 1	0- 0	2- 0				
9- 3	0- 1	2- 0	NON-CONFERENCE	2- 1	0- 1	5- 0				
6- 1	0- 0	2- 0	HOME	1- 0	0- 1	3- 0				
1- 1	0- 1	0- 0	AWAY	1- 0	0- 0	0- 0				
2- 1	0- 0	0- 0	NEUTRAL	0- 1	0- 0	2- 0				
12- 4	2- 3	0- 0	CONFERENCE	7- 1	1- 0	2- 0				
8- 0	2- 0	0- 0	HOME	4- 0	1- 0	1- 0				
4- 4	0- 3	0- 0	AWAY	3- 1	0- 0	1- 0				
0- 0	0- 0	0- 0	NEUTRAL	0- 0	0- 0	0- 0				

RPI	S	Opponent	Score	RPI	S	Opponent	Score	RPI	S	Opponent	Score	RPI	S	Opponent	Score
5	A	Baylor	58 92	32	H	South Dakota St.	74 60	52	H	Colorado St.	70 55	136	H	TCU	87 72
10	A	Texas	68 86	48	H	Little Rock	68 58	56	A	West Virginia	73 83	148	H	Oral Roberts	67 74
10	H	Texas	74 73					56	H	West Virginia	90 87	159	H	Tulsa	85 68
14	A	Kentucky	68 82					59	A	Iowa St.	67 57	166	A	Kansas	84 54
18	A	Kansas St.	71 79					59	H	Iowa St.	78 63	166	H	Kansas	89 52
18	H	Kansas St.	85 80					71	N	California	74 82	184	H	Southern Ill.	80 48
								73	A	Oklahoma St.	66 60	186	N	Xavier	81 69
								73	H	Oklahoma St.	68 62	236	N	Portland St.	74 60
								93	A	BYU	68 61	251	H	UTRGV	92 59
								98	A	Texas Tech	64 56				
								98	H	Texas Tech	66 45				
LAST 12 Division I GAMES:															
18	A	Kansas St.	71 79	5	A	Baylor	58 92								
10	H	Texas	74 73	59	H	Iowa St.	78 63								
98	A	Texas Tech	64 56	73	H	Oklahoma St.	68 62								
56	H	West Virginia	90 87	10	A	Texas	68 86								
73	A	Oklahoma St.	66 60	98	H	Texas Tech	66 45								
166	H	Kansas	89 52	59	A	Iowa St.	67 57								

Non-Div I Games:

Oklahoma

■ Loss, 
■ Non-Conf, 
■ S Site, 
■ H Home 
■ A Away 
N Neutral

Average RPI Win:	159	WON-LOST	WINNING	LAST 10	STRENGTH OF	OPP. STRENGTH	TEAM	ADJ.	CONF.	ADJ CONF.
Average RPI Loss:	35	RECORD	PCT. RANK	GAMES	SCHEDULE	OF SCHEDULE	RPI	RPI	RPI	RPI
DIV. I ONLY	14- 12	152	2- 8	36	29	73	73	4	4	
DIV. I NON-CONF.	10- 1	15	0- 0	90	172	21	21	3	3	
TOTALS	RPI 1-25	RPI 26-50	W-L RECORDS	RPI 51-100	RPI 101-150	RPI 150+				
14- 12	0- 9	0- 0	OVERALL	4- 2	3- 0	7- 1				
10- 4	0- 4	0- 0	HOME	3- 0	1- 0	6- 0				
2- 7	0- 4	0- 0	AWAY	1- 2	1- 0	0- 1				
2- 1	0- 1	0- 0	NEUTRAL	0- 0	1- 0	1- 0				
10- 1	0- 1	0- 0	NON-CONFERENCE	3- 0	1- 0	6- 0				
7- 0	0- 0	0- 0	HOME	2- 0	0- 0	5- 0				
1- 0	0- 0	0- 0	AWAY	1- 0	0- 0	0- 0				
2- 1	0- 1	0- 0	NEUTRAL	0- 0	1- 0	1- 0				
4- 11	0- 8	0- 0	CONFERENCE	1- 2	2- 0	1- 1				
3- 4	0- 4	0- 0	HOME	1- 0	1- 0	1- 0				
1- 7	0- 4	0- 0	AWAY	0- 2	1- 0	0- 1				
0- 0	0- 0	0- 0	NEUTRAL	0- 0	0- 0	0- 0				

RPI 1-25				RPI 26-50				RPI 51-100 Team's RPI: 73				RPI 101+			
RPI	S	Opponent	Score	RPI	S	Opponent	Score	RPI	S	Opponent	Score	RPI	S	Opponent	Score
5	A	Baylor	67 89					56	A	West Virginia	53 79	121	N	Long Beach St.	63 57
5	H	Baylor	50 86					59	H	Iowa St.	71 59	136	A	TCU	82 67
6	N	Oregon St.	54 73					62	H	UNI	81 57	136	H	TCU	88 70
10	A	Texas	35 66					87	H	Georgia	71 51	154	N	Santa Clara	67 53
10	H	Texas	71 85					96	A	Washington St.	79 72	166	A	Kansas	49 67
15	A	Oklahoma	62 68					98	A	Texas Tech	65 70	166	H	Kansas	74 70
15	H	Oklahoma	60 66									168	H	Rice	65 51
18	A	Kansas St.	69 74									200	H	Loyola Marymount	66 58
18	H	Kansas St.	43 63									251	H	UTRGV	86 53
												261	H	Tennessee St.	86 48
												324	H	Arkansas St.	76 34
LAST 12 Division I GAMES:															
5	A	Baylor	67 89	18	A	Kansas St.	69 74								
136	H	TCU	88 70	166	H	Kansas	74 70								
56	A	West Virginia	53 79	15	A	Oklahoma	62 68								
166	A	Kansas	49 67	18	H	Kansas St.	43 63								
15	H	Oklahoma	60 66	10	A	Texas	35 66								
10	H	Texas	71 85	5	H	Baylor	50 86								

Non-Div I Games:

Oklahoma St.

OLD DOMINION				THROUGH GAMES OF FEB. 11, 1917						
Average RPI Win:	216	WON-LOST	WINNING	LAST 10	STRENGTH OF	OPP. STRENGTH	TEAM	ADJ.	CONF.	ADJ CONF.
Average RPI Loss:	92	RECORD	PCT. RANK	GAMES	SCHEDULE	OF SCHEDULE	RPI	RPI	RPI	RPI
DIV. I ONLY	14- 11	138	7- 3	78	174	123	123	15	15	
DIV. I NON-CONF.	5- 6	186	0- 0	81	162	175	175	16	16	
-----										
TOTALS	RPI 1-25		RPI 26-50	W-L RECORDS	RPI 51-100	RPI 101-150		RPI 150+		
14- 11	0- 2		0- 1	OVERALL	0- 3	2- 3		12- 2		
9- 4	0- 0		0- 0	HOME	0- 2	1- 2		8- 0		
5- 5	0- 2		0- 0	AWAY	0- 0	1- 1		4- 2		
0- 2	0- 0		0- 1	NEUTRAL	0- 1	0- 0		0- 0		
5- 6	0- 2		0- 1	NON-CONFERENCE	0- 1	1- 1		4- 1		
5- 1	0- 0		0- 0	HOME	0- 0	1- 1		4- 0		
0- 3	0- 2		0- 0	AWAY	0- 0	0- 0		0- 1		
0- 2	0- 0		0- 1	NEUTRAL	0- 1	0- 0		0- 0		
9- 5	0- 0		0- 0	CONFERENCE	0- 2	1- 2		8- 1		
4- 3	0- 0		0- 0	HOME	0- 2	0- 1		4- 0		
5- 2	0- 0		0- 0	AWAY	0- 0	1- 1		4- 1		
0- 0	0- 0		0- 0	NEUTRAL	0- 0	0- 0		0- 0		

RPI 1-25				RPI 26-50				RPI 51-100				RPI 101+				Team's RPI: 123	
RPI	S	Opponent	Score	RPI	S	Opponent	Score	RPI	S	Opponent	Score	RPI	S	Opponent	Score		
7	A	Duke	64 92	31	N	Syracuse	66 92	51	N	Dayton	69 77	115	A	Charlotte	72 70		
16	A	Miami (FL)	56 66					57	H	Western Ky.	62 67	115	H	Charlotte	75 86		
								76	H	Middle Tenn.	63 80	126	A	Southern Miss.	69 84		
												135	H	VCU	70 60		
												150	H	William & Mary	58 69		
												161	A	Louisiana Tech	69 64		
												168	A	Rice	59 47		
												168	H	Rice	81 66		
												182	H	UAB	73 61		
												187	A	North Texas	55 65		
												187	H	North Texas	62 47		
												191	A	ETSU	60 70		
												192	H	Hampton	61 58		
												239	H	Dartmouth	82 56		
												252	H	Marshall	73 69		
												272	H	Norfolk St.	65 54		
												285	A	FIU	86 64		
												328	A	Fla. Atlantic	93 73		
												340	H	N.C. Central	83 52		
LAST 12 Division I GAMES:																	
				115	A	Charlotte	72 70	168	H	Rice	81 66						
				182	H	UAB	73 61	115	H	Charlotte	75 86						
				76	H	Middle Tenn.	63 80	161	A	Louisiana Tech	69 64						
				328	A	Fla. Atlantic	93 73	126	A	Southern Miss.	69 84						
				285	A	FIU	86 64	57	H	Western Ky.	62 67						
				187	H	North Texas	62 47	252	H	Marshall	73 69						

Non-Div I Games:

Old Dominion

Loss, Non-Conf, S Site, H Home A Away N Neutral

Average RPI Win:	195	WON-LOST	WINNING	LAST 10	STRENGTH OF	OPP. STRENGTH	TEAM	ADJ.	CONF.	ADJ CONF.
Average RPI Loss:	52	RECORD	PCT. RANK	GAMES	SCHEDULE	OF SCHEDULE	RPI	RPI	RPI	RPI
DIV. I ONLY	16- 11	117	3- 7	109	64	116	116	2	2	
DIV. I NON-CONF.	11- 2	23	0- 0	325	250	122	122	2	2	
TOTALS	RPI 1-25	RPI 26-50	W-L RECORDS	RPI 51-100	RPI 101-150	RPI 150+				
16- 11	1- 4	2- 2	OVERALL	2- 3	2- 2	9- 0				
14- 3	1- 1	2- 1	HOME	1- 0	2- 1	8- 0				
1- 8	0- 3	0- 1	AWAY	1- 3	0- 1	0- 0				
1- 0	0- 0	0- 0	NEUTRAL	0- 0	0- 0	1- 0				
11- 2	0- 0	1- 0	NON-CONFERENCE	0- 2	1- 0	9- 0				
10- 0	0- 0	1- 0	HOME	0- 0	1- 0	8- 0				
0- 2	0- 0	0- 0	AWAY	0- 2	0- 0	0- 0				
1- 0	0- 0	0- 0	NEUTRAL	0- 0	0- 0	1- 0				
5- 9	1- 4	1- 2	CONFERENCE	2- 1	1- 2	0- 0				
4- 3	1- 1	1- 1	HOME	1- 0	1- 1	0- 0				
1- 6	0- 3	0- 1	AWAY	1- 1	0- 1	0- 0				
0- 0	0- 0	0- 0	NEUTRAL	0- 0	0- 0	0- 0				

RPI	S	Opponent	Score	RPI	S	Opponent	Score	RPI	S	Opponent	Score	RPI	S	Opponent	Score	Team's RPI: 116
3	A	Mississippi St.	62 73	29	H	LSU	51 62	56	A	West Virginia	61 66	122	A	Alabama	80 90	
3	H	Mississippi St.	44 66	30	H	Oregon	83 67	81	A	Florida	84 75	122	H	Alabama	57 65	
4	A	South Carolina	46 65	42	A	Auburn	60 83	87	H	Georgia	69 62	135	H	VCU	77 57	
14	A	Kentucky	57 89	42	H	Auburn	63 59	88	A	UNLV	57 64	143	H	Arkansas	73 64	
22	H	Tennessee	67 62					91	A	Vanderbilt	67 85	211	N	Wisconsin	69 44	
												248	H	Jacksonville St.	68 50	
												248	H	High Point	73 62	
												274	H	Austin Peay	66 38	
												291	H	Lipscomb	76 49	
												305	H	Mississippi Val.	67 30	
												327	H	Southeastern La.	81 31	
												329	H	La.-Monroe	97 40	
												346	H	Jackson St.	89 41	
LAST 12 Division I GAMES:																
91	A	Vanderbilt	67 85	14	A	Kentucky	57 89									
42	H	Auburn	63 59	122	H	Alabama	57 65									
3	H	Mississippi St.	44 66	4	A	South Carolina	46 65									
29	H	LSU	51 62	3	A	Mississippi St.	62 73									
81	A	Florida	84 75	22	H	Tennessee	67 62									
87	H	Georgia	69 62	42	A	Auburn	60 83									

Non-Div I Games:

Ole Miss

■ Loss, 
 ■ Non-Conf, 
 ■ S Site, 
 ■ H Home 
 ■ A Away 
 N Neutral



Average RPI Win:	225	WON-LOST	WINNING	LAST 10	STRENGTH OF	OPP. STRENGTH	TEAM	ADJ.	CONF.	ADJ CONF.
Average RPI Loss:	96	RECORD	PCT. RANK	GAMES	SCHEDULE	OF SCHEDULE	RPI	RPI	RPI	RPI
DIV. I ONLY	11- 14	208	4- 4	100	149	149	149	11	11	
DIV. I NON-CONF.	5- 6	186	1- 1	153	163	149	149	10	10	
TOTALS	RPI 1-25	RPI 26-50	W-L RECORDS	RPI 51-100	RPI 101-150	RPI 150+				
11- 14	0- 2	1- 1	OVERALL	1- 7	1- 2	8- 2				
5- 4	0- 1	1- 0	HOME	1- 2	0- 1	3- 0				
5- 10	0- 1	0- 1	AWAY	0- 5	1- 1	4- 2				
1- 0	0- 0	0- 0	NEUTRAL	0- 0	0- 0	1- 0				
5- 6	0- 2	0- 0	NON-CONFERENCE	0- 2	0- 1	5- 1				
2- 1	0- 1	0- 0	HOME	0- 0	0- 0	2- 0				
2- 5	0- 1	0- 0	AWAY	0- 2	0- 1	2- 1				
1- 0	0- 0	0- 0	NEUTRAL	0- 0	0- 0	1- 0				
6- 8	0- 0	1- 1	CONFERENCE	1- 5	1- 1	3- 1				
3- 3	0- 0	1- 0	HOME	1- 2	0- 1	1- 0				
3- 5	0- 0	0- 1	AWAY	0- 3	1- 0	2- 1				
0- 0	0- 0	0- 0	NEUTRAL	0- 0	0- 0	0- 0				

RPI 1-25				RPI 26-50				RPI 51-100				RPI 101+ Team's RPI: 149			
RPI	S	Opponent	Score	RPI	S	Opponent	Score	RPI	S	Opponent	Score	RPI	S	Opponent	Score
18	H	Kansas St.	57 70	32	A	South Dakota St.	64 76	52	A	Colorado St.	42 69	114	A	UCF	41 81
19	A	Creighton	45 82	32	H	South Dakota St.	83 82	64	A	South Dakota	56 91	148	A	Oral Roberts	64 49
								64	H	South Dakota	52 60	148	H	Oral Roberts	65 67
								65	A	IUPUI	47 79	187	N	North Texas	85 57
								65	H	IUPUI	64 44	194	A	Nebraska	58 66
								78	A	Western Ill.	63 80	205	H	Indiana St.	72 45
								78	H	Western Ill.	74 78	267	H	Wofford	89 64
								99	A	Abilene Christian	66 73	289	A	North Dakota St.	80 60
												311	A	Denver	82 73
												319	A	UMKC	80 57
												322	A	Fort Wayne	62 65
												322	H	Fort Wayne	63 49
												335	A	Florida A&M	70 50
LAST 12 Division I GAMES:															
187	N	North Texas	85 57	65	A	IUPUI	47 79								
99	A	Abilene Christian	66 73	32	H	South Dakota St.	83 82								
64	A	South Dakota	56 91	322	A	Fort Wayne	62 65								
322	H	Fort Wayne	63 49	311	A	Denver	82 73								
148	A	Oral Roberts	64 49	289	A	North Dakota St.	80 60								
78	A	Western Ill.	63 80	64	H	South Dakota	52 60								

Non-Div I Games: Lincoln (MO) 98 49 York (NE) 106 37

Omaha

Loss, Non-Conf, S Site, H Home A Away N Neutral

# Oral Roberts

Through Games Of Feb. 21, 2017

Average RPI Win:	209	WON-LOST	WINNING	LAST 10	STRENGTH OF	OPP. STRENGTH	TEAM	ADJ.	CONF.	ADJ CONF.
Average RPI Loss:	88	RECORD	PCT. RANK	GAMES	SCHEDULE	OF SCHEDULE	RPI	RPI	RPI	RPI
DIV. I ONLY	12- 14	195	4- 6	137	94	148	148	11	11	
DIV. I NON-CONF.	6- 5	148	0- 0	173	14	86	86	10	10	
TOTALS	RPI 1-25	RPI 26-50	W-L RECORDS	RPI 51-100	RPI 101-150	RPI 150+				
12- 14	1- 0	0- 5	OVERALL	1- 6	2- 1	8- 2				
5- 5	0- 0	0- 1	HOME	1- 2	0- 1	4- 1				
7- 9	1- 0	0- 4	AWAY	0- 4	2- 0	4- 1				
0- 0	0- 0	0- 0	NEUTRAL	0- 0	0- 0	0- 0				
6- 5	1- 0	0- 3	NON-CONFERENCE	0- 1	1- 0	4- 1				
3- 0	0- 0	0- 0	HOME	0- 0	0- 0	3- 0				
3- 5	1- 0	0- 3	AWAY	0- 1	1- 0	1- 1				
0- 0	0- 0	0- 0	NEUTRAL	0- 0	0- 0	0- 0				
6- 9	0- 0	0- 2	CONFERENCE	1- 5	1- 1	4- 1				
2- 5	0- 0	0- 1	HOME	1- 2	0- 1	1- 1				
4- 4	0- 0	0- 1	AWAY	0- 3	1- 0	3- 0				
0- 0	0- 0	0- 0	NEUTRAL	0- 0	0- 0	0- 0				

RPI 1-25				RPI 26-50				RPI 51-100				RPI 101+ Team's RPI: 148			
RPI	S	Opponent	Score	RPI	S	Opponent	Score	RPI	S	Opponent	Score	RPI	S	Opponent	Score
15	A	Oklahoma	74 67	28	A	Arizona St.	52 79	64	A	South Dakota	50 79	143	A	Arkansas	70 60
				32	A	South Dakota St.	35 82	64	H	South Dakota	47 69	149	A	Omaha	67 65
				32	H	South Dakota St.	57 78	65	A	IUPUI	41 53	149	H	Omaha	49 64
				47	A	Iowa	76 96	65	H	IUPUI	54 45	157	H	Missouri St.	78 56
				48	A	Little Rock	50 56	66	A	Northwestern	55 64	159	H	Tulsa	76 68
								78	A	Western Ill.	72 76	166	A	Kansas	56 64
								78	H	Western Ill.	62 76	235	H	UT Martin	82 53
												289	A	North Dakota St.	70 50
												311	A	Denver	70 57
												311	H	Denver	45 47
												322	A	Fort Wayne	75 59
												322	H	Fort Wayne	82 56
												343	A	Houston Baptist	75 65
LAST 12 Division I GAMES:															
311	A	Denver	70 57	289	A	North Dakota St.	70 50	311	H	Denver	45 47				
64	A	South Dakota	50 79	322	A	Fort Wayne	75 59	65	A	IUPUI	41 53				
149	H	Omaha	49 64	32	A	South Dakota St.	35 82	32	H	South Dakota St.	57 78				
65	H	IUPUI	54 45	78	H	Western Ill.	62 76	64	H	South Dakota	47 69				

Non-Div I Games: Mid-Amer. Christian98 63 Okla. Sci. & Arts 67 35

Oral Roberts

Loss, Non-Conf, S Site, H Home A Away N Neutral

## Oregon

Through Games Of Feb. 21, 2017

Average RPI Win:	132	WON-LOST	WINNING	LAST 10	STRENGTH OF	OPP. STRENGTH	TEAM	ADJ.	CONF.	ADJ CONF.
Average RPI Loss:	36	RECORD	PCT. RANK	GAMES	SCHEDULE	OF SCHEDULE	RPI	RPI	RPI	RPI
DIV. I ONLY	18- 10	99	6- 4	32	16	30	30	1	1	
DIV. I NON-CONF.	10- 2	32	0- 0	130	105	43	43	1	1	
TOTALS	RPI 1-25	RPI 26-50	W-L RECORDS	RPI 51-100	RPI 101-150	RPI 150+				
18- 10	1- 6	1- 1	OVERALL	6- 2	4- 1	6- 0				
10- 3	1- 2	1- 0	HOME	3- 1	2- 0	3- 0				
6- 6	0- 3	0- 1	AWAY	3- 1	2- 1	1- 0				
2- 1	0- 1	0- 0	NEUTRAL	0- 0	0- 0	2- 0				
10- 2	0- 1	1- 0	NON-CONFERENCE	0- 0	3- 1	6- 0				
6- 0	0- 0	1- 0	HOME	0- 0	2- 0	3- 0				
2- 1	0- 0	0- 0	AWAY	0- 0	1- 1	1- 0				
2- 1	0- 1	0- 0	NEUTRAL	0- 0	0- 0	2- 0				
8- 8	1- 5	0- 1	CONFERENCE	6- 2	1- 0	0- 0				
4- 3	1- 2	0- 0	HOME	3- 1	0- 0	0- 0				
4- 5	0- 3	0- 1	AWAY	3- 1	1- 0	0- 0				
0- 0	0- 0	0- 0	NEUTRAL	0- 0	0- 0	0- 0				

RPI	S	Opponent	Score	RPI	S	Opponent	Score	Team's RPI: 30	RPI	S	Opponent	Score	RPI	S	Opponent	Score
3	N	Mississippi St.	63 75	28	A	Arizona St.	63 68		63	A	Southern California	59 53	108	A	Clemson	87 59
6	A	Oregon St.	60 67	41	H	Michigan St.	88 55		63	H	Southern California	73 50	111	A	Arizona	79 65
6	H	Oregon St.	40 43						71	A	California	69 66	116	A	Ole Miss	67 83
7	H	Washington	77 99						75	A	Utah	73 61	125	H	Idaho	73 70
9	A	Stanford	60 81						75	H	Utah	84 66	131	H	Lamar University	84 67
12	A	UCLA	63 79						80	A	Colorado	66 76	188	H	UTSA	77 63
12	H	UCLA	84 75						80	H	Colorado	71 66	195	N	San Jose St.	91 62
									96	H	Washington St.	59 75	236	N	Portland St.	90 46
													257	H	Portland	81 41
													268	A	Hawaii	86 49
													278	H	CSU Bakersfield	77 62
LAST 12 Division I GAMES:																
80	A	Colorado	66 76	6	A	Oregon St.	60 67									
75	A	Utah	73 61	6	H	Oregon St.	40 43									
63	H	Southern California	73 50	75	H	Utah	84 66									
12	H	UCLA	84 75	80	H	Colorado	71 66									
28	A	Arizona St.	63 68	12	A	UCLA	63 79									
111	A	Arizona	79 65	63	A	Southern California	59 53									

Non-Div I Games:

Oregon

■ Loss, 
■ Non-Conf, S Site, 
■ Home 
■ Away 
N Neutral

Average RPI Win:	95	WON-LOST	WINNING	LAST 10	STRENGTH OF	OPP. STRENGTH	TEAM	ADJ.	CONF.	ADJ CONF.
Average RPI Loss:	38	RECORD	PCT. RANK	GAMES	SCHEDULE	OF SCHEDULE	RPI	RPI	RPI	RPI
DIV. I ONLY	25- 3	5	9- 1	17	28	6	6	1	1	
DIV. I NON-CONF.	11- 1	12	0- 0	52	176	14	14	1	1	
TOTALS	RPI 1-25	RPI 26-50	W-L RECORDS	RPI 51-100	RPI 101-150	RPI 150+				
25- 3	3- 1	4- 1	OVERALL	10- 1	4- 0	4- 0				
12- 2	2- 0	1- 1	HOME	3- 1	2- 0	4- 0				
8- 1	1- 1	2- 0	AWAY	4- 0	1- 0	0- 0				
5- 0	0- 0	1- 0	NEUTRAL	3- 0	1- 0	0- 0				
11- 1	0- 0	1- 1	NON-CONFERENCE	3- 0	3- 0	4- 0				
6- 1	0- 0	0- 1	HOME	0- 0	2- 0	4- 0				
0- 0	0- 0	0- 0	AWAY	0- 0	0- 0	0- 0				
5- 0	0- 0	1- 0	NEUTRAL	3- 0	1- 0	0- 0				
14- 2	3- 1	3- 0	CONFERENCE	7- 1	1- 0	0- 0				
6- 1	2- 0	1- 0	HOME	3- 1	0- 0	0- 0				
8- 1	1- 1	2- 0	AWAY	4- 0	1- 0	0- 0				
0- 0	0- 0	0- 0	NEUTRAL	0- 0	0- 0	0- 0				

RPI	S	Opponent	Score	RPI	S	Opponent	Score	RPI	S	Opponent	Score	RPI	S	Opponent	Score
7	H	Washington	73 70	28	A	Arizona St.	54 45	63	A	Southern California	74 60	101	H	UC Davis	93 52
9	A	Stanford	72 69	30	A	Oregon	43 40	63	H	Southern California	50 70	111	A	Arizona	65 57
12	A	UCLA	56 66	30	H	Oregon	67 60	71	A	California	66 56	125	N	Idaho	60 49
12	H	UCLA	68 61	39	H	Marquette	73 74	73	N	Oklahoma St.	73 54	131	H	Lamar University	88 56
				43	N	Quinnipiac	75 60	75	A	Utah	63 49	152	H	Idaho St.	61 38
								75	H	Utah	70 44	254	H	Ark.-Pine Bluff	73 40
								80	A	Colorado	54 49	257	H	Portland	62 45
								80	H	Colorado	81 57	292	H	Southern Utah	77 38
								88	N	UNLV	62 59				
								93	N	BYU	65 56				
								96	H	Washington St.	80 58				
LAST 12 Division I GAMES:															
75	A	Utah	63 49	30	H	Oregon	67 60								
80	A	Colorado	54 49	30	A	Oregon	43 40								
12	H	UCLA	68 61	80	H	Colorado	81 57								
63	H	Southern California	50 70	75	H	Utah	70 44								
111	A	Arizona	65 57	63	A	Southern California	74 60								
28	A	Arizona St.	54 45	12	A	UCLA	56 66								

Non-Div I Games:

Oregon St.

Average RPI Win: <b>213</b>	WON-LOST	WINNING	LAST 10	STRENGTH OF	OPP. STRENGTH	TEAM	ADJ.	CONF.	ADJ CONF.
Average RPI Loss: <b>137</b>	RECORD	PCT. RANK	GAMES	SCHEDULE	OF SCHEDULE	RPI	RPI	RPI	RPI
DIV. I ONLY	7- 18	289	1- 9	88	185	231	231	14	14
DIV. I NON-CONF.	2- 7	284	0- 0	18	198	190	190	13	13
TOTALS	RPI 1-25	RPI 26-50	W-L RECORDS	RPI 51-100	RPI 101-150	RPI 150+			
7- 18	0- 1	0- 1	OVERALL	1- 4	1- 6	5- 6			
4- 10	0- 0	0- 1	HOME	0- 3	1- 3	3- 3			
3- 8	0- 1	0- 0	AWAY	1- 1	0- 3	2- 3			
0- 0	0- 0	0- 0	NEUTRAL	0- 0	0- 0	0- 0			
2- 7	0- 1	0- 1	NON-CONFERENCE	0- 1	0- 3	2- 1			
1- 5	0- 0	0- 1	HOME	0- 1	0- 2	1- 1			
1- 2	0- 1	0- 0	AWAY	0- 0	0- 1	1- 0			
0- 0	0- 0	0- 0	NEUTRAL	0- 0	0- 0	0- 0			
5- 11	0- 0	0- 0	CONFERENCE	1- 3	1- 3	3- 5			
3- 5	0- 0	0- 0	HOME	0- 2	1- 1	2- 2			
2- 6	0- 0	0- 0	AWAY	1- 1	0- 2	1- 3			
0- 0	0- 0	0- 0	NEUTRAL	0- 0	0- 0	0- 0			

RPI 1-25				RPI 26-50				RPI 51-100				RPI 101+ Team's RPI: 231			
RPI	S	Opponent	Score	RPI	S	Opponent	Score	RPI	S	Opponent	Score	RPI	S	Opponent	Score
12	A	UCLA	55 <b>82</b>	39	H	Marquette	75 <b>89</b>	77	A	Gonzaga	65 63	101	H	UC Davis	87 <b>95</b>
								77	H	Gonzaga	58 <b>74</b>	121	A	Long Beach St.	58 <b>66</b>
								83	H	Montana St.	66 <b>72</b>	127	H	Northern Colo.	56 <b>60</b>
								93	A	BYU	50 <b>68</b>	128	A	St. Mary's (CA)	74 <b>82</b>
								93	H	BYU	55 <b>68</b>	128	H	St. Mary's (CA)	54 <b>63</b>
												146	A	San Francisco	64 <b>67</b>
												146	H	San Francisco	63 60
												154	A	Santa Clara	51 <b>68</b>
												174	H	Fresno St.	67 <b>74</b>
												195	A	San Jose St.	99 96
												200	H	Loyola Marymount	52 <b>65</b>
												229	A	San Diego	71 <b>73</b>
												229	H	San Diego	84 64
												257	A	Portland	84 74
												257	H	Portland	71 <b>78</b>
												278	H	CSU Bakersfield	91 61
												309	A	Pepperdine	58 <b>59</b>
												309	H	Pepperdine	80 79
LAST 12 Division I GAMES:															
				77	H	Gonzaga	58 <b>74</b>					146	A	San Francisco	64 <b>67</b>
				257	H	Portland	71 <b>78</b>					200	H	Loyola Marymount	52 <b>65</b>
				154	A	Santa Clara	51 <b>68</b>					93	A	BYU	50 <b>68</b>
				229	A	San Diego	71 <b>73</b>					128	H	St. Mary's (CA)	54 <b>63</b>
				309	H	Pepperdine	80 79					146	H	San Francisco	63 60
				128	A	St. Mary's (CA)	74 <b>82</b>					309	A	Pepperdine	58 <b>59</b>

Non-Div I Games: UC Merced 111 50 William Jessup 103 65

Pacific

Loss, Non-Conf, S Site, H Home A Away N Neutral

Average RPI Win:	190	WON-LOST	WINNING	LAST 10	STRENGTH OF	OPP. STRENGTH	TEAM	ADJ.	CONF.	ADJ CONF.
Average RPI Loss:	101	RECORD	PCT. RANK	GAMES	SCHEDULE	OF SCHEDULE	RPI	RPI	RPI	RPI
DIV. I ONLY	14- 7	80	6- 3	101	129	85	85	8	8	
DIV. I NON-CONF.	6- 6	165	0- 2	206	142	172	172	9	9	
TOTALS	RPI 1-25	RPI 26-50	W-L RECORDS	RPI 51-100	RPI 101-150	RPI 150+				
14- 7	0- 2	1- 0	OVERALL	0- 1	3- 2	10- 2				
4- 5	0- 1	1- 0	HOME	0- 1	1- 1	2- 2				
10- 2	0- 1	0- 0	AWAY	0- 0	2- 1	8- 0				
0- 0	0- 0	0- 0	NEUTRAL	0- 0	0- 0	0- 0				
6- 6	0- 2	0- 0	NON-CONFERENCE	0- 1	0- 1	6- 2				
0- 5	0- 1	0- 0	HOME	0- 1	0- 1	0- 2				
6- 1	0- 1	0- 0	AWAY	0- 0	0- 0	6- 0				
0- 0	0- 0	0- 0	NEUTRAL	0- 0	0- 0	0- 0				
8- 1	0- 0	1- 0	CONFERENCE	0- 0	3- 1	4- 0				
4- 0	0- 0	1- 0	HOME	0- 0	1- 0	2- 0				
4- 1	0- 0	0- 0	AWAY	0- 0	2- 1	2- 0				
0- 0	0- 0	0- 0	NEUTRAL	0- 0	0- 0	0- 0				

RPI 1-25				RPI 26-50				RPI 51-100				Team's RPI: 85	RPI 101+			
RPI	S	Opponent	Score	RPI	S	Opponent	Score	RPI	S	Opponent	Score		RPI	S	Opponent	Score
7	A	Duke	55 68	27	H	Harvard	63 43	55	H	Villanova	48 60		102	H	Saint Joseph's	53 57
24	H	Temple	53 63										110	A	Princeton	62 57
													120	A	Cornell	61 55
													140	A	Yale	48 61
													140	H	Yale	66 55
													162	A	Brown	71 68
													162	H	Brown	86 60
													165	H	La Salle	56 58
													167	A	UC Riverside	71 55
													169	A	CSUN	47 36
													177	A	Columbia	64 54
													214	H	Binghamton	48 61
													224	A	Richmond	47 44
													239	H	Dartmouth	68 38
													304	A	Rhode Island	75 43
													320	A	Lafayette	64 47
													338	A	Wagner	63 39
LAST 12 Division I GAMES:																
140	A	Yale	48 61	24	H	Temple	53 63	55	H	Villanova	48 60					
162	A	Brown	71 68					162	H	Brown	86 60					
120	A	Cornell	61 55					140	H	Yale	66 55					
177	A	Columbia	64 54					110	A	Princeton	62 57					
239	H	Dartmouth	68 38					167	A	UC Riverside	71 55					
27	H	Harvard	63 43													

Non-Div I Games: Stevens 89 43

Penn

Average RPI Win:	172	WON-LOST	WINNING	LAST 10	STRENGTH OF	OPP. STRENGTH	TEAM	ADJ.	CONF.	ADJ CONF.
Average RPI Loss:	70	RECORD	PCT. RANK	GAMES	SCHEDULE	OF SCHEDULE	RPI	RPI	RPI	RPI
DIV. I ONLY	18- 8	73	7- 3	161	60	74	74	6	6	
DIV. I NON-CONF.	10- 2	32	0- 0	236	125	79	79	6	6	
TOTALS	RPI 1-25	RPI 26-50	W-L RECORDS	RPI 51-100	RPI 101-150	RPI 150+				
18- 8	1- 2	1- 2	OVERALL	3- 3	2- 0	11- 1				
13- 1	1- 0	1- 1	HOME	2- 0	2- 0	7- 0				
4- 6	0- 2	0- 1	AWAY	1- 2	0- 0	3- 1				
1- 1	0- 0	0- 0	NEUTRAL	0- 1	0- 0	1- 0				
10- 2	1- 0	0- 0	NON-CONFERENCE	0- 2	2- 0	7- 0				
7- 0	1- 0	0- 0	HOME	0- 0	2- 0	4- 0				
2- 1	0- 0	0- 0	AWAY	0- 1	0- 0	2- 0				
1- 1	0- 0	0- 0	NEUTRAL	0- 1	0- 0	1- 0				
8- 6	0- 2	1- 2	CONFERENCE	3- 1	0- 0	4- 1				
6- 1	0- 0	1- 1	HOME	2- 0	0- 0	3- 0				
2- 5	0- 2	0- 1	AWAY	1- 1	0- 0	1- 1				
0- 0	0- 0	0- 0	NEUTRAL	0- 0	0- 0	0- 0				

RPI 1-25				RPI 26-50				RPI 51-100				RPI 101+			
RPI	S	Opponent	Score	RPI	S	Opponent	Score	RPI	S	Opponent	Score	RPI	S	Opponent	Score
21	A	Maryland	83 89	47	H	Iowa	71 58	54	A	Drexel	60 83	143	H	Iona	80 67
22	H	Tennessee	70 56	50	A	Indiana	66 72	58	N	Georgetown	54 68	145	H	Pittsburgh	91 62
25	A	Ohio St.	72 87	50	H	Indiana	70 89	66	A	Northwestern	74 58	170	A	Boston College	60 56
								67	H	Minnesota	77 66	189	A	Illinois	80 62
								90	A	Purdue	51 64	189	H	Illinois	82 66
								90	H	Purdue	79 73	194	H	Nebraska	86 69
												210	H	American	70 65
												211	H	Wisconsin	76 46
												212	A	Rutgers	45 61
												222	H	Akron	84 71
												247	N	Georgia St.	69 42
												252	H	Marshall	82 80
												312	A	Holy Cross	84 48
												325	H	Saint Peter's	106 50
LAST 12 Division I GAMES:															
189	A	Illinois	80 62	50	A	Indiana	66 72								
90	H	Purdue	79 73	194	H	Nebraska	86 69								
67	H	Minnesota	77 66	211	H	Wisconsin	76 46								
66	A	Northwestern	74 58	21	A	Maryland	83 89								
25	A	Ohio St.	72 87	90	A	Purdue	51 64								
189	H	Illinois	82 66	47	H	Iowa	71 58								

Non-Div I Games:

Penn St.

■ Loss, 
■ Non-Conf, 
■ S Site, 
■ H Home 
■ A Away 
N Neutral

# Pepperdine

Through Games Of Feb. 21, 2017

Average RPI Win:	219	WON-LOST	WINNING	LAST 10	STRENGTH OF	OPP. STRENGTH	TEAM	ADJ.	CONF.	ADJ CONF.
Average RPI Loss:	183	RECORD	PCT. RANK	GAMES	SCHEDULE	OF SCHEDULE	RPI	RPI	RPI	RPI
DIV. I ONLY	7- 20	298	2- 8	230	223	309	309	14	14	
DIV. I NON-CONF.	2- 9	293	0- 0	250	339	322	322	13	13	
TOTALS	RPI 1-25	RPI 26-50	W-L RECORDS	RPI 51-100	RPI 101-150	RPI 150+				
7- 20	0- 1	0- 0	OVERALL	1- 4	1- 2	5- 13				
5- 9	0- 1	0- 0	HOME	1- 2	1- 2	3- 4				
2- 11	0- 0	0- 0	AWAY	0- 2	0- 0	2- 9				
0- 0	0- 0	0- 0	NEUTRAL	0- 0	0- 0	0- 0				
2- 9	0- 1	0- 0	NON-CONFERENCE	0- 1	0- 1	2- 6				
1- 4	0- 1	0- 0	HOME	0- 1	0- 1	1- 1				
1- 5	0- 0	0- 0	AWAY	0- 0	0- 0	1- 5				
0- 0	0- 0	0- 0	NEUTRAL	0- 0	0- 0	0- 0				
5- 11	0- 0	0- 0	CONFERENCE	1- 3	1- 1	3- 7				
4- 5	0- 0	0- 0	HOME	1- 1	1- 1	2- 3				
1- 6	0- 0	0- 0	AWAY	0- 2	0- 0	1- 4				
0- 0	0- 0	0- 0	NEUTRAL	0- 0	0- 0	0- 0				

RPI 1-25				RPI 26-50				RPI 51-100				RPI 101+				Team's RPI: 309	
RPI	S	Opponent	Score	RPI	S	Opponent	Score	RPI	S	Opponent	Score	RPI	S	Opponent	Score		
7	H	Duke	65 99					77	A	Gonzaga	61 83	121	H	Long Beach St.	41 44		
								77	H	Gonzaga	79 69	128	H	St. Mary's (CA)	60 81		
								88	H	UNLV	61 68	146	H	San Francisco	81 59		
								93	A	BYU	49 88	154	A	Santa Clara	40 61		
								93	H	BYU	47 73	154	H	Santa Clara	48 69		
												164	A	New Mexico St.	66 75		
												200	A	Loyola Marymount	60 72		
												200	H	Loyola Marymount	78 87		
												229	A	San Diego	55 42		
												229	H	San Diego	57 40		
												231	A	Pacific	79 80		
												231	H	Pacific	59 58		
												234	A	UC Santa Barbara	57 66		
												257	A	Portland	55 75		
												257	H	Portland	61 71		
												266	A	Cal Poly	52 62		
												278	H	CSU Bakersfield	62 57		
												290	H	Nevada	60 69		
												311	A	Denver	67 75		
												331	A	Utah Valley	65 72		
												342	A	Cal St. Fullerton	69 58		
LAST 12 Division I GAMES:																	
200	H	Loyola Marymount	78 87	77	A	Gonzaga	61 83										
154	H	Santa Clara	48 69	257	A	Portland	55 75										
229	H	San Diego	57 40	128	H	St. Mary's (CA)	60 81										
93	A	BYU	49 88	93	H	BYU	47 73										
231	A	Pacific	79 80	154	A	Santa Clara	40 61										
146	H	San Francisco	81 59	231	H	Pacific	59 58										

Non-Div I Games:

Pepperdine

Loss, Non-Conf, S Site, H Home A Away N Neutral



Average RPI Win:	212	WON-LOST	WINNING	LAST 10	STRENGTH OF	OPP. STRENGTH	TEAM	ADJ.	CONF.	ADJ CONF.
Average RPI Loss:	54	RECORD	PCT. RANK	GAMES	SCHEDULE	OF SCHEDULE	RPI	RPI	RPI	RPI
DIV. I ONLY	12- 14	195	3- 7	65	63	145	145	3	3	
DIV. I NON-CONF.	8- 4	97	0- 0	261	263	186	186	4	4	
TOTALS	RPI 1-25	RPI 26-50	W-L RECORDS	RPI 51-100	RPI 101-150	RPI 150+				
12- 14	0- 5	1- 2	OVERALL	1- 4	2- 3	8- 0				
10- 5	0- 2	1- 0	HOME	1- 1	2- 2	6- 0				
0- 9	0- 3	0- 2	AWAY	0- 3	0- 1	0- 0				
2- 0	0- 0	0- 0	NEUTRAL	0- 0	0- 0	2- 0				
8- 4	0- 0	0- 0	NON-CONFERENCE	0- 2	1- 2	7- 0				
6- 2	0- 0	0- 0	HOME	0- 1	1- 1	5- 0				
0- 2	0- 0	0- 0	AWAY	0- 1	0- 1	0- 0				
2- 0	0- 0	0- 0	NEUTRAL	0- 0	0- 0	2- 0				
4- 10	0- 5	1- 2	CONFERENCE	1- 2	1- 1	1- 0				
4- 3	0- 2	1- 0	HOME	1- 0	1- 1	1- 0				
0- 7	0- 3	0- 2	AWAY	0- 2	0- 0	0- 0				
0- 0	0- 0	0- 0	NEUTRAL	0- 0	0- 0	0- 0				

RPI S Opponent	Score	RPI S Opponent	Score	RPI S Opponent	Score	RPI S Opponent	Score	Team's RPI: 145
2 A Notre Dame	54 86	31 A Syracuse	65 93	53 A Georgia Tech	57 71	107 H North Carolina	68 48	
7 A Duke	48 62	37 A North Carolina St.	42 55	60 A Wake Forest	48 57	108 H Clemson	46 54	
13 A Louisville	52 73	45 H Virginia	62 54	74 A Penn St.	62 91	115 H Charlotte	63 70	
13 H Louisville	48 63			86 H Virginia Tech	72 64	120 H Cornell	56 44	
16 H Miami (FL)	50 82			90 H Purdue	61 67	134 A Duquesne	54 63	
						170 H Boston College	56 43	
						262 H Loyola Maryland	74 44	
						270 N McNeese	71 65	
						273 H Bryant	76 60	
						280 H Mt. St. Mary's	89 54	
						301 N UTEP	71 46	
						310 H Youngstown St.	63 50	
						315 H Loyola Chicago	59 35	
LAST 12 Division I GAMES:								
53 A Georgia Tech	57 71	13 H Louisville	48 63					
86 H Virginia Tech	72 64	37 A North Carolina St.	42 55					
7 A Duke	48 62	45 H Virginia	62 54					
108 H Clemson	46 54	107 H North Carolina	68 48					
60 A Wake Forest	48 57	2 A Notre Dame	54 86					
31 A Syracuse	65 93	13 A Louisville	52 73					

Non-Div I Games: Slippery Rock 94 48

Pittsburgh

Loss, Non-Conf, S Site, H Home A Away N Neutral

Average RPI Win:	257	WON-LOST	WINNING	LAST 10	STRENGTH OF	OPP. STRENGTH	TEAM	ADJ.	CONF.	ADJ CONF.
Average RPI Loss:	125	RECORD	PCT. RANK	GAMES	SCHEDULE	OF SCHEDULE	RPI	RPI	RPI	RPI
DIV. I ONLY	5- 21	320	3- 7	87	134	257	257	14	14	
DIV. I NON-CONF.	1- 9	323	0- 0	19	75	224	224	13	13	
TOTALS	RPI 1-25	RPI 26-50	W-L RECORDS	RPI 51-100	RPI 101-150	RPI 150+				
5- 21	0- 2	0- 1	OVERALL	0- 6	0- 5	5- 7				
3- 8	0- 1	0- 0	HOME	0- 3	0- 2	3- 2				
2- 12	0- 1	0- 1	AWAY	0- 2	0- 3	2- 5				
0- 1	0- 0	0- 0	NEUTRAL	0- 1	0- 0	0- 0				
1- 9	0- 2	0- 1	NON-CONFERENCE	0- 3	0- 1	1- 2				
1- 2	0- 1	0- 0	HOME	0- 1	0- 0	1- 0				
0- 6	0- 1	0- 1	AWAY	0- 1	0- 1	0- 2				
0- 1	0- 0	0- 0	NEUTRAL	0- 1	0- 0	0- 0				
4- 12	0- 0	0- 0	CONFERENCE	0- 3	0- 4	4- 5				
2- 6	0- 0	0- 0	HOME	0- 2	0- 2	2- 2				
2- 6	0- 0	0- 0	AWAY	0- 1	0- 2	2- 3				
0- 0	0- 0	0- 0	NEUTRAL	0- 0	0- 0	0- 0				

RPI 1-25				RPI 26-50				RPI 51-100				RPI 101+ Team's RPI: 257			
RPI	S	Opponent	Score	RPI	S	Opponent	Score	RPI	S	Opponent	Score	RPI	S	Opponent	Score
6	A	Oregon St.	45 62	30	A	Oregon	41 81	63	N	Southern California	54 67	101	A	UC Davis	52 66
7	H	Washington	53 83					69	A	Boise St.	60 74	128	A	St. Mary's (CA)	76 92
								77	A	Gonzaga	55 67	128	H	St. Mary's (CA)	65 75
								77	H	Gonzaga	50 85	146	A	San Francisco	71 83
								83	H	Montana St.	66 70	146	H	San Francisco	56 75
								93	H	BYU	38 77	154	A	Santa Clara	56 68
												154	H	Santa Clara	44 56
												200	A	Loyola Marymount	54 69
												200	H	Loyola Marymount	71 56
												219	A	Weber St.	37 76
												229	A	San Diego	40 57
												231	A	Pacific	78 71
												231	H	Pacific	74 84
												236	H	Portland St.	79 68
												290	A	Nevada	59 72
												309	A	Pepperdine	71 61
												309	H	Pepperdine	75 55
LAST 12 Division I GAMES:															
146	A	San Francisco	71 83	229	A	San Diego	40 57								
231	A	Pacific	78 71	309	H	Pepperdine	75 55								
200	H	Loyola Marymount	71 56	77	H	Gonzaga	50 85								
128	H	St. Mary's (CA)	65 75	146	H	San Francisco	56 75								
93	H	BYU	38 77	200	A	Loyola Marymount	54 69								
154	A	Santa Clara	56 68	128	A	St. Mary's (CA)	76 92								

Non-Div I Games: Alas. Anchorage 66 57

Portland

■ Loss, 
 ■ Non-Conf, 
 ■ S Site, 
 ■ Home 
 ■ A Away 
 N Neutral

Average RPI Win:	279	WON-LOST	WINNING	LAST 10	STRENGTH OF	OPP. STRENGTH	TEAM	ADJ.	CONF.	ADJ CONF.
Average RPI Loss:	135	RECORD	PCT. RANK	GAMES	SCHEDULE	OF SCHEDULE	RPI	RPI	RPI	RPI
DIV. I ONLY	11- 14	208	4- 6	301	186	236	236	20	20	
DIV. I NON-CONF.	5- 6	186	0- 0	317	115	225	225	18	18	
TOTALS	RPI 1-25	RPI 26-50	W-L RECORDS	RPI 51-100	RPI 101-150	RPI 150+				
11- 14	0- 1	0- 1	OVERALL	1- 2	0- 5	10- 5				
6- 3	0- 0	0- 0	HOME	1- 0	0- 2	5- 1				
3- 9	0- 0	0- 0	AWAY	0- 0	0- 0	3- 1				
2- 2	0- 1	0- 1	NEUTRAL	0- 0	0- 0	2- 0				
5- 6	0- 1	0- 1	NON-CONFERENCE	0- 1	0- 1	5- 2				
2- 0	0- 0	0- 0	HOME	0- 0	0- 0	2- 0				
1- 4	0- 0	0- 0	AWAY	0- 1	0- 1	1- 2				
2- 2	0- 1	0- 1	NEUTRAL	0- 0	0- 0	2- 0				
6- 8	0- 0	0- 0	CONFERENCE	1- 1	0- 4	5- 3				
4- 3	0- 0	0- 0	HOME	1- 0	0- 2	3- 1				
2- 5	0- 0	0- 0	AWAY	0- 1	0- 2	2- 2				
0- 0	0- 0	0- 0	NEUTRAL	0- 0	0- 0	0- 0				

RPI 1-25				RPI 26-50				RPI 51-100				RPI 101+				Team's RPI: 236	
RPI	S	Opponent	Score	RPI	S	Opponent	Score	RPI	S	Opponent	Score	RPI	S	Opponent	Score		
15	N	Oklahoma	60 74	30	N	Oregon	46 90	69	A	Boise St.	76 94	111	A	Arizona	52 75		
								83	A	Montana St.	76 83	124	A	North Dakota	61 65		
								83	H	Montana St.	69 65	125	H	Idaho	66 72		
												127	A	Northern Colo.	62 91		
												133	H	Eastern Wash.	62 68		
												152	A	Idaho St.	47 53		
												169	A	CSUN	72 99		
												215	A	Seattle U	79 71		
												219	A	Weber St.	75 85		
												257	A	Portland	68 79		
												276	N	Kennesaw St.	71 61		
												281	A	Sacramento St.	88 86		
												281	H	Sacramento St.	68 77		
												292	H	Southern Utah	81 74		
												294	N	Northern Ky.	77 54		
												306	H	Northern Ariz.	56 55		
												321	H	UC Irvine	79 73		
												330	A	Montana	64 44		
												330	H	Montana	68 45		
												342	H	Cal St. Fullerton	81 73		
LAST 12 Division I GAMES:																	
				330	H	Montana	68 45					281	H	Sacramento St.	68 77		
				83	H	Montana St.	69 65					83	A	Montana St.	76 83		
				219	A	Weber St.	75 85					330	A	Montana	64 44		
				152	A	Idaho St.	47 53					292	H	Southern Utah	81 74		
				133	H	Eastern Wash.	62 68					306	H	Northern Ariz.	56 55		
				125	H	Idaho	66 72					281	A	Sacramento St.	88 86		

Non-Div I Games: Pacific Union 93 61

Portland St.

■ Loss, 
 ■ Non-Conf, 
 ■ S Site, 
 ■ Home 
 ■ A Away 
 N Neutral

Average RPI Win:	273	WON-LOST	WINNING	LAST 10	STRENGTH OF	OPP. STRENGTH	TEAM	ADJ.	CONF.	ADJ CONF.
Average RPI Loss:	191	RECORD	PCT. RANK	GAMES	SCHEDULE	OF SCHEDULE	RPI	RPI	RPI	RPI
DIV. I ONLY	10- 16	238	4- 6	277	331	283	283	30	30	
DIV. I NON-CONF.	5- 7	205	0- 0	111	252	169	169	30	30	
TOTALS	RPI 1-25	RPI 26-50	W-L RECORDS	RPI 51-100	RPI 101-150	RPI 150+				
10- 16	0- 2	0- 0	OVERALL	0- 2	0- 1	10- 11				
9- 2	0- 0	0- 0	HOME	0- 0	0- 0	9- 2				
0- 14	0- 0	0- 0	AWAY	0- 0	0- 0	0- 1				
1- 0	0- 0	0- 0	NEUTRAL	0- 0	0- 0	1- 0				
5- 7	0- 2	0- 0	NON-CONFERENCE	0- 2	0- 1	5- 2				
4- 0	0- 0	0- 0	HOME	0- 0	0- 0	4- 0				
0- 7	0- 2	0- 0	AWAY	0- 2	0- 1	0- 2				
1- 0	0- 0	0- 0	NEUTRAL	0- 0	0- 0	1- 0				
5- 9	0- 0	0- 0	CONFERENCE	0- 0	0- 0	5- 9				
5- 2	0- 0	0- 0	HOME	0- 0	0- 0	5- 2				
0- 7	0- 0	0- 0	AWAY	0- 0	0- 0	0- 7				
0- 0	0- 0	0- 0	NEUTRAL	0- 0	0- 0	0- 0				

RPI 1-25				RPI 26-50				RPI 51-100				RPI 101+ Team's RPI: 283			
RPI	S	Opponent	Score	RPI	S	Opponent	Score	RPI	S	Opponent	Score	RPI	S	Opponent	Score
17	A	DePaul	62 94					92	A	SMU	54 61	106	A	SFA	64 88
20	A	Texas A&M	62 90					98	A	Texas Tech	43 85	168	A	Rice	57 68
												171	H	Texas St.	64 60
												193	H	Bethune-Cookman	66 64
												213	H	Alabama St.	61 75
												216	A	Grambling	55 60
												216	H	Grambling	51 49
												217	A	Texas Southern	51 73
												217	H	Texas Southern	62 70
												227	A	Southern U.	72 86
												251	A	UTRGV	74 82
												252	N	Marshall	78 68
												254	A	Ark.-Pine Bluff	47 64
												254	H	Ark.-Pine Bluff	62 57
												295	H	Nicholls St.	69 67
												305	A	Mississippi Val.	55 64
												305	H	Mississippi Val.	96 65
												308	A	Alcorn	55 62
												344	H	Sam Houston St.	75 65
												346	A	Jackson St.	60 74
												346	H	Jackson St.	73 63
												349	H	Alabama A&M	71 47
LAST 12 Division I GAMES:															
254	H	Ark.-Pine Bluff	62 57	349	H	Alabama A&M	71 47	254	A	Ark.-Pine Bluff	47 64				
305	H	Mississippi Val.	96 65	254	A	Ark.-Pine Bluff	47 64	305	A	Mississippi Val.	55 64				
216	A	Grambling	55 60	216	H	Grambling	51 49								
346	A	Jackson St.	60 74	346	H	Jackson St.	73 63								
217	A	Texas Southern	51 73	217	H	Texas Southern	62 70								
213	H	Alabama St.	61 75												

Non-Div I Games:

Prairie View

Loss, Non-Conf, S Site, H Home A Away N Neutral

Presbyterian

Through Games Of Feb. 21, 2017

Average RPI Win:	273	WON-LOST	WINNING	LAST 10	STRENGTH OF	OPP. STRENGTH	TEAM	ADJ.	CONF.	ADJ CONF.
Average RPI Loss:	168	RECORD	PCT. RANK	GAMES	SCHEDULE	OF SCHEDULE	RPI	RPI	RPI	RPI
DIV. I ONLY	10- 16	238	5- 5	163	321	220	220	28	28	
DIV. I NON-CONF.	2- 9	293	0- 0	100	251	232	232	28	28	
TOTALS	RPI 1-25	RPI 26-50	W-L RECORDS	RPI 51-100	RPI 101-150	RPI 150+				
10- 16	0- 0	0- 1	OVERALL	0- 4	1- 2	9- 9				
5- 5	0- 0	0- 0	HOME	0- 2	1- 0	4- 3				
5- 10	0- 0	0- 1	AWAY	0- 2	0- 2	5- 5				
0- 1	0- 0	0- 0	NEUTRAL	0- 0	0- 0	0- 1				
2- 9	0- 0	0- 1	NON-CONFERENCE	0- 4	0- 1	2- 3				
0- 3	0- 0	0- 0	HOME	0- 2	0- 0	0- 1				
2- 5	0- 0	0- 1	AWAY	0- 2	0- 1	2- 1				
0- 1	0- 0	0- 0	NEUTRAL	0- 0	0- 0	0- 1				
8- 7	0- 0	0- 0	CONFERENCE	0- 0	1- 1	7- 6				
5- 2	0- 0	0- 0	HOME	0- 0	1- 0	4- 2				
3- 5	0- 0	0- 0	AWAY	0- 0	0- 1	3- 4				
0- 0	0- 0	0- 0	NEUTRAL	0- 0	0- 0	0- 0				

RPI S	Opponent	Score	RPI S	Opponent	Score	RPI S	Opponent	Score	RPI S	Opponent	Score	Team's RPI: 220
50	A Indiana	37 71	61	H Belmont	58 83	115	A Charlotte	63 71				
			77	A Gonzaga	39 79	132	A Radford	50 60				
			86	A Virginia Tech	36 67	132	H Radford	58 54				
			89	H Chattanooga	48 56	155	A East Carolina	46 54				
						197	A Campbell	42 50				
						197	H Campbell	39 49				
						203	A UNCG	69 62				
						217	N Texas Southern	62 74				
						232	A Liberty	60 68				
						232	H Liberty	56 55				
						248	A High Point	60 87				
						256	A UNC Asheville	52 47				
						256	H UNC Asheville	60 67				
						265	A Charleston So.	34 52				
						265	H Charleston So.	50 48				
						313	A Gardner-Webb	56 55				
						313	H Gardner-Webb	58 47				
						316	H USC Upstate	48 55				
						336	A Winthrop	78 39				
						339	H Longwood	65 55				
						340	A N.C. Central	72 63				
LAST 12 Division I GAMES:												
197	A Campbell	42 50	132	H Radford	58 54							
132	A Radford	50 60	248	A High Point	60 87							
313	H Gardner-Webb	58 47	256	H UNC Asheville	60 67							
232	H Liberty	56 55	336	A Winthrop	78 39							
256	A UNC Asheville	52 47	265	H Charleston So.	50 48							
265	A Charleston So.	34 52	197	H Campbell	39 49							

Non-Div I Games:

Presbyterian

Loss, Non-Conf, S Site, H Home A Away N Neutral

Average RPI Win:	198	WON-LOST	WINNING	LAST 10	STRENGTH OF	OPP. STRENGTH	TEAM	ADJ.	CONF.	ADJ CONF.
Average RPI Loss:	86	RECORD	PCT. RANK	GAMES	SCHEDULE	OF SCHEDULE	RPI	RPI	RPI	RPI
DIV. I ONLY	13- 9	128	8- 2	119	103	110	110	8	8	
DIV. I NON-CONF.	6- 7	182	2- 1	224	59	192	192	9	9	
TOTALS	RPI 1-25	RPI 26-50	W-L RECORDS	RPI 51-100	RPI 101-150	RPI 150+				
13- 9	0- 1	1- 1	OVERALL	0- 3	3- 3	9- 1				
7- 4	0- 0	1- 0	HOME	0- 2	1- 1	5- 1				
6- 5	0- 1	0- 1	AWAY	0- 1	2- 2	4- 0				
0- 0	0- 0	0- 0	NEUTRAL	0- 0	0- 0	0- 0				
6- 7	0- 1	0- 1	NON-CONFERENCE	0- 2	0- 3	6- 0				
4- 2	0- 0	0- 0	HOME	0- 1	0- 1	4- 0				
2- 5	0- 1	0- 1	AWAY	0- 1	0- 2	2- 0				
0- 0	0- 0	0- 0	NEUTRAL	0- 0	0- 0	0- 0				
7- 2	0- 0	1- 0	CONFERENCE	0- 1	3- 0	3- 1				
3- 2	0- 0	1- 0	HOME	0- 1	1- 0	1- 1				
4- 0	0- 0	0- 0	AWAY	0- 0	2- 0	2- 0				
0- 0	0- 0	0- 0	NEUTRAL	0- 0	0- 0	0- 0				

RPI S	Opponent	Score	RPI S	Opponent	Score	RPI S	Opponent	Score	RPI S	Opponent	Score	Team's RPI: 110
18	A Kansas St.	42 60	27	H Harvard	63 58	51	H Dayton	56 62	109	H Rider	62 70	
			46	A George Washington	45 56	53	A Georgia Tech	51 67	119	A Fordham	55 57	
						85	H Penn	57 62	120	A Cornell	58 54	
									129	A Delaware	62 66	
									140	A Yale	69 47	
									140	H Yale	74 62	
									162	A Brown	81 75	
									162	H Brown	88 98	
									177	A Columbia	62 52	
									201	A UMBC	69 58	
									207	H Seton Hall	94 67	
									212	H Rutgers	64 34	
									239	H Dartmouth	85 55	
									291	A Lipscomb	71 43	
									320	H Lafayette	65 27	
									338	H Wagner	107 44	
LAST 12 Division I GAMES:												
162	A Brown	81 75	140	H Yale	74 62							
140	A Yale	69 47	162	H Brown	88 98							
177	A Columbia	62 52	85	H Penn	57 62							
120	A Cornell	58 54	291	A Lipscomb	71 43							
27	H Harvard	63 58	53	A Georgia Tech	51 67							
239	H Dartmouth	85 55	338	H Wagner	107 44							

Non-Div I Games:

Princeton

■ Loss, 
 ■ Non-Conf, S Site, 
 ■ Home 
 ■ Away 
 N Neutral

## Providence

Through Games Of Feb. 21, 2017

Average RPI Win:	217	WON-LOST	WINNING	LAST 10	STRENGTH OF	OPP. STRENGTH	TEAM	ADJ.	CONF.	ADJ CONF.
Average RPI Loss:	86	RECORD	PCT. RANK	GAMES	SCHEDULE	OF SCHEDULE	RPI	RPI	RPI	RPI
DIV. I ONLY	11- 16	225	2- 8	114	79	178	178	7	7	
DIV. I NON-CONF.	8- 3	67	0- 0	309	256	113	113	7	7	
TOTALS	RPI 1-25	RPI 26-50	W-L RECORDS	RPI 51-100	RPI 101-150	RPI 150+				
11- 16	0- 4	1- 1	OVERALL	0- 6	0- 0	10- 5				
6- 6	0- 2	1- 0	HOME	0- 3	0- 0	5- 1				
3- 10	0- 2	0- 1	AWAY	0- 3	0- 0	3- 4				
2- 0	0- 0	0- 0	NEUTRAL	0- 0	0- 0	2- 0				
8- 3	0- 0	0- 0	NON-CONFERENCE	0- 0	0- 0	8- 3				
3- 0	0- 0	0- 0	HOME	0- 0	0- 0	3- 0				
3- 3	0- 0	0- 0	AWAY	0- 0	0- 0	3- 3				
2- 0	0- 0	0- 0	NEUTRAL	0- 0	0- 0	2- 0				
3- 13	0- 4	1- 1	CONFERENCE	0- 6	0- 0	2- 2				
3- 6	0- 2	1- 0	HOME	0- 3	0- 0	2- 1				
0- 7	0- 2	0- 1	AWAY	0- 3	0- 0	0- 1				
0- 0	0- 0	0- 0	NEUTRAL	0- 0	0- 0	0- 0				

RPI	S	Opponent	Score	RPI	S	Opponent	Score	RPI	S	Opponent	Score	RPI	S	Opponent	Score	Team's RPI: 178
17	A	DePaul	56 61	39	A	Marquette	74 79	55	A	Villanova	43 61	162	A	Brown	70 77	
17	H	DePaul	55 64	39	H	Marquette	66 64	55	H	Villanova	59 64	170	A	Boston College	53 57	
19	A	Creighton	57 88					58	A	Georgetown	70 72	172	A	Hartford	77 65	
19	H	Creighton	51 58					58	H	Georgetown	39 71	177	A	Columbia	64 66	
								72	A	St. John's (NY)	50 60	186	H	Xavier	51 54	
								72	H	St. John's (NY)	47 71	207	A	Seton Hall	43 55	
												207	H	Seton Hall	74 57	
												214	H	Binghamton	71 58	
												223	A	UNCW	65 49	
												225	A	Monmouth	62 58	
												238	N	Miami (OH)	75 59	
												250	H	Butler	68 51	
												253	H	Colgate	92 85	
												273	N	Bryant	62 51	
												289	H	North Dakota St.	86 63	
LAST 12 Division I GAMES:																
207	H	Seton Hall	74 57	39	H	Marquette	66 64	72	A	St. John's (NY)	50 60	207	A	Seton Hall	43 55	
72	H	St. John's (NY)	47 71	55	A	Villanova	43 61	19	H	Creighton	51 58	58	H	Georgetown	39 71	
19	A	Creighton	57 88	58	A	Georgetown	70 72	55	H	DePaul	55 64	55	H	Villanova	59 64	

Non-Div I Games:

Providence

■ Loss, 
 ■ Non-Conf, 
 ■ S Site, 
 ■ H Home 
 ■ A Away 
 N Neutral

Average RPI Win:	169	WON-LOST	WINNING	LAST 10	STRENGTH OF	OPP. STRENGTH	TEAM	ADJ.	CONF.	ADJ CONF.
Average RPI Loss:	66	RECORD	PCT. RANK	GAMES	SCHEDULE	OF SCHEDULE	RPI	RPI	RPI	RPI
DIV. I ONLY	17- 11	114	5- 5	81	76	90	90	6	6	
DIV. I NON-CONF.	9- 5	112	0- 0	178	116	133	133	6	6	
TOTALS	RPI 1-25	RPI 26-50	W-L RECORDS	RPI 51-100	RPI 101-150	RPI 150+				
17- 11	0- 3	4- 2	OVERALL	1- 4	2- 1	10- 1				
9- 5	0- 2	3- 1	HOME	1- 1	0- 0	5- 1				
6- 4	0- 0	1- 1	AWAY	0- 2	2- 1	3- 0				
2- 2	0- 1	0- 0	NEUTRAL	0- 1	0- 0	2- 0				
9- 5	0- 1	1- 0	NON-CONFERENCE	0- 2	2- 1	6- 1				
5- 2	0- 0	1- 0	HOME	0- 1	0- 0	4- 1				
2- 1	0- 0	0- 0	AWAY	0- 0	2- 1	0- 0				
2- 2	0- 1	0- 0	NEUTRAL	0- 1	0- 0	2- 0				
8- 6	0- 2	3- 2	CONFERENCE	1- 2	0- 0	4- 0				
4- 3	0- 2	2- 1	HOME	1- 0	0- 0	1- 0				
4- 3	0- 0	1- 1	AWAY	0- 2	0- 0	3- 0				
0- 0	0- 0	0- 0	NEUTRAL	0- 0	0- 0	0- 0				

RPI 1-25				RPI 26-50				RPI 51-100				Team's RPI: 90	RPI 101+			
RPI	S	Opponent	Score	RPI	S	Opponent	Score	RPI	S	Opponent	Score		RPI	S	Opponent	Score
9	N	Stanford	69 78	36	H	Michigan	62 72	55	N	Villanova	44 58		130	A	Ball St.	58 42
21	H	Maryland	70 85	40	H	Central Mich.	62 51	65	H	IUPUI	62 67		141	A	Maine	47 67
25	H	Ohio St.	56 61	41	A	Michigan St.	76 66	66	A	Northwestern	60 76		145	A	Pittsburgh	67 61
				41	H	Michigan St.	66 54	74	A	Penn St.	73 79		153	N	Northeastern	79 54
				47	H	Iowa	72 52	74	H	Penn St.	64 51		184	H	Southern Ill.	61 64
				50	A	Indiana	60 74						189	A	Illinois	72 64
													194	H	Nebraska	88 45
													199	N	Wichita St.	86 49
													211	A	Wisconsin	79 57
													212	A	Rutgers	55 42
													253	H	Colgate	71 51
													287	H	Eastern Mich.	77 50
													316	H	USC Upstate	71 41
													340	H	N.C. Central	61 27
LAST 12 Division I GAMES:																
				47	H	Iowa	72 52						194	H	Nebraska	88 45
				212	A	Rutgers	55 42						41	A	Michigan St.	76 66
				74	A	Penn St.	73 79						50	A	Indiana	60 74
				36	H	Michigan	62 72						25	H	Ohio St.	56 61
				189	A	Illinois	72 64						211	A	Wisconsin	79 57
				21	H	Maryland	70 85						74	H	Penn St.	64 51

Non-Div I Games:

Purdue

■ Loss, 
 ■ Non-Conf, S Site, 
 ■ Home 
 ■ Away 
 N Neutral



Quinnipiac

Through Games Of Feb. 21, 2017

Average RPI Win:	197	WON-LOST	WINNING	LAST 10	STRENGTH OF	OPP. STRENGTH	TEAM	ADJ.	CONF.	ADJ CONF.
Average RPI Loss:	104	RECORD	PCT. RANK	GAMES	SCHEDULE	OF SCHEDULE	RPI	RPI	RPI	RPI
DIV. I ONLY	22- 6	26	7- 3	112	184	43	43	18	18	
DIV. I NON-CONF.	7- 3	83	0- 0	9	114	13	13	17	17	
TOTALS	RPI 1-25	RPI 26-50	W-L RECORDS	RPI 51-100	RPI 101-150	RPI 150+				
22- 6	0- 2	0- 1	OVERALL	2- 0	4- 1	16- 2				
11- 1	0- 0	0- 1	HOME	1- 0	2- 0	8- 0				
9- 4	0- 0	0- 0	AWAY	1- 0	1- 0	7- 1				
2- 1	0- 1	0- 0	NEUTRAL	0- 0	1- 0	1- 0				
7- 3	0- 2	0- 1	NON-CONFERENCE	2- 0	1- 0	4- 0				
2- 1	0- 0	0- 1	HOME	1- 0	0- 0	1- 0				
3- 1	0- 1	0- 0	AWAY	1- 0	0- 0	2- 0				
2- 1	0- 1	0- 0	NEUTRAL	0- 0	1- 0	1- 0				
15- 3	0- 0	0- 0	CONFERENCE	0- 0	3- 1	12- 2				
9- 0	0- 0	0- 0	HOME	0- 0	2- 0	7- 0				
6- 3	0- 0	0- 0	AWAY	0- 0	1- 1	5- 2				
0- 0	0- 0	0- 0	NEUTRAL	0- 0	0- 0	0- 0				

RPI 1-25				RPI 26-50				Team's RPI: 43		RPI 51-100				RPI 101+			
RPI	S	Opponent	Score	RPI	S	Opponent	Score		RPI	S	Opponent	Score	RPI	S	Opponent	Score	
6	N	Oregon St.	60 75	41	H	Michigan St.	54 71		51	A	Dayton	63 60	109	A	Rider	91 79	
24	A	Temple	68 71						97	H	FGCU	66 56	109	H	Rider	79 53	
													121	N	Long Beach St.	63 60	
													143	A	Iona	44 58	
													143	H	Iona	53 45	
													153	H	Northeastern	76 59	
													164	N	New Mexico St.	49 46	
													172	A	Hartford	82 59	
													179	A	Siena	76 60	
													179	H	Siena	73 47	
													183	A	Fairfield	52 65	
													183	H	Fairfield	60 55	
													225	A	Monmouth	58 61	
													225	H	Monmouth	74 54	
													226	H	Marist	79 57	
													242	A	Niagara	71 64	
													242	H	Niagara	61 45	
													260	A	Canisius	64 53	
													263	A	Manhattan	69 49	
													263	H	Manhattan	81 38	
													312	A	Holy Cross	78 55	
													325	A	Saint Peter's	84 51	
													325	H	Saint Peter's	82 47	
LAST 12 Division I GAMES:																	
263	A	Manhattan	69 49	143	A	Iona	44 58										
143	H	Iona	53 45	242	H	Niagara	61 45										
179	A	Siena	76 60	109	H	Rider	79 53										
226	H	Marist	79 57	225	A	Monmouth	58 61										
225	H	Monmouth	74 54	183	H	Fairfield	60 55										
183	A	Fairfield	52 65	263	H	Manhattan	81 38										

Non-Div I Games:

Quinnipiac

Loss, Non-Conf, S Site, H Home A Away N Neutral

Average RPI Win: <b>261</b>	WON-LOST	WINNING	LAST 10	STRENGTH OF	OPP. STRENGTH	TEAM	ADJ.	CONF.	ADJ CONF.
Average RPI Loss: <b>167</b>	RECORD	PCT. RANK	GAMES	SCHEDULE	OF SCHEDULE	RPI	RPI	RPI	RPI
DIV. I ONLY	18- 6	44	7- 3	339	235	132	132	28	28
DIV. I NON-CONF.	6- 3	97	0- 0	271	38	87	87	28	28
-----									
TOTALS	RPI 1-25	RPI 26-50	W-L RECORDS	RPI 51-100	RPI 101-150	RPI 150+			
18- 6	0- 1	0- 0	OVERALL	1- 1	0- 0	17- 4			
9- 0	0- 0	0- 0	HOME	0- 0	0- 0	9- 0			
9- 6	0- 0	0- 0	AWAY	1- 1	0- 0	8- 0			
0- 0	0- 0	0- 0	NEUTRAL	0- 0	0- 0	0- 0			
6- 3	0- 1	0- 0	NON-CONFERENCE	1- 1	0- 0	5- 1			
2- 0	0- 0	0- 0	HOME	0- 0	0- 0	2- 0			
4- 3	0- 1	0- 0	AWAY	1- 1	0- 0	3- 1			
0- 0	0- 0	0- 0	NEUTRAL	0- 0	0- 0	0- 0			
12- 3	0- 0	0- 0	CONFERENCE	0- 0	0- 0	12- 3			
7- 0	0- 0	0- 0	HOME	0- 0	0- 0	7- 0			
5- 3	0- 0	0- 0	AWAY	0- 0	0- 0	5- 3			
0- 0	0- 0	0- 0	NEUTRAL	0- 0	0- 0	0- 0			

RPI 1-25				RPI 26-50				RPI 51-100				RPI 101+ Team's RPI: 132			
RPI	S	Opponent	Score	RPI	S	Opponent	Score	RPI	S	Opponent	Score	RPI	S	Opponent	Score
14	A	Kentucky	36 <b>59</b>					60	A	Wake Forest	68 60	185	A	George Mason	56 <b>70</b>
								86	A	Virginia Tech	52 <b>71</b>	197	A	Campbell	61 42
												203	A	UNCG	70 54
												208	A	Appalachian St.	57 54
												220	A	Presbyterian	54 <b>58</b>
												220	H	Presbyterian	60 50
												232	A	Liberty	48 <b>49</b>
												232	H	Liberty	76 68
												248	H	High Point	59 56
												256	A	UNC Asheville	64 62
												265	A	Charleston So.	45 <b>57</b>
												265	H	Charleston So.	67 59
												269	H	Tennessee Tech	79 46
												277	A	Davidson	44 40
												288	H	Western Caro.	67 39
												313	A	Gardner-Webb	51 42
												313	H	Gardner-Webb	67 57
												336	A	Winthrop	60 50
												336	H	Winthrop	74 49
												339	A	Longwood	74 34
												339	H	Longwood	73 55
LAST 12 Division I GAMES:															
313	A	Gardner-Webb	51 42	220	A	Presbyterian	54 <b>58</b>								
220	H	Presbyterian	60 50	256	A	UNC Asheville	64 62								
339	A	Longwood	74 34	232	H	Liberty	76 68								
265	H	Charleston So.	67 59	265	A	Charleston So.	45 <b>57</b>								
232	A	Liberty	48 <b>49</b>	248	H	High Point	59 56								
336	H	Winthrop	74 49	339	H	Longwood	73 55								

Non-Div I Games: Concord 78 51 Davis & Elkins 67 57

Radford

Loss, Non-Conf, S Site, H Home A Away N Neutral

## Rhode Island

Through Games Of Feb. 21, 2017

Average RPI Win:	224	WON-LOST	WINNING	LAST 10	STRENGTH OF	OPP. STRENGTH	TEAM	ADJ.	CONF.	ADJ CONF.
Average RPI Loss:	155	RECORD	PCT. RANK	GAMES	SCHEDULE	OF SCHEDULE	RPI	RPI	RPI	RPI
DIV. I ONLY	5- 22	322	1- 9	180	143	304	304	12	12	
DIV. I NON-CONF.	4- 8	230	0- 0	221	178	249	249	12	12	
TOTALS	RPI 1-25	RPI 26-50	W-L RECORDS	RPI 51-100	RPI 101-150	RPI 150+				
5- 22	0- 0	0- 3	OVERALL	0- 3	1- 4	4- 12				
3- 9	0- 0	0- 2	HOME	0- 1	1- 3	2- 3				
2- 12	0- 0	0- 1	AWAY	0- 2	0- 1	2- 8				
0- 1	0- 0	0- 0	NEUTRAL	0- 0	0- 0	0- 1				
4- 8	0- 0	0- 2	NON-CONFERENCE	0- 2	0- 0	4- 4				
2- 3	0- 0	0- 1	HOME	0- 1	0- 0	2- 1				
2- 4	0- 0	0- 1	AWAY	0- 1	0- 0	2- 2				
0- 1	0- 0	0- 0	NEUTRAL	0- 0	0- 0	0- 1				
1- 14	0- 0	0- 1	CONFERENCE	0- 1	1- 4	0- 8				
1- 6	0- 0	0- 1	HOME	0- 0	1- 3	0- 2				
0- 8	0- 0	0- 0	AWAY	0- 1	0- 1	0- 6				
0- 0	0- 0	0- 0	NEUTRAL	0- 0	0- 0	0- 0				

RPI	S	Opponent	Score	RPI	S	Opponent	Score	RPI	S	Opponent	Score	RPI	S	Opponent	Score	Team's RPI: 304
31	A	Syracuse	49 95	51	A	Dayton	51 81	102	H	Saint Joseph's	49 75	103	H	Saint Louis	50 68	
41	H	Michigan St.	48 85	84	A	Toledo	50 65	119	H	Fordham	69 74	134	H	Duquesne	71 69	
46	H	George Washington	44 72	85	H	Penn	43 75	135	A	VCU	57 68	162	A	Brown	65 76	
								165	A	La Salle	51 70	165	H	La Salle	49 58	
								166	A	Kansas	36 72	183	A	Fairfield	72 65	
								185	A	George Mason	51 60	224	A	Richmond	51 67	
								224	H	Richmond	53 58	226	H	Marist	82 61	
								230	H	Samford	78 63	233	A	St. Bonaventure	69 78	
								239	H	Dartmouth	52 62	273	N	Bryant	56 62	
								277	A	Davidson	64 74	293	A	Massachusetts	67 68	
								345	A	UMass Lowell	64 57					
LAST 12 Division I GAMES:																
134	H	Duquesne	71 69	51	A	Dayton	51 81	102	H	Saint Joseph's	49 75	135	A	VCU	57 68	
185	A	George Mason	51 60	103	H	Saint Louis	50 68	224	H	Richmond	53 58	165	A	La Salle	51 70	
277	A	Davidson	64 74	103	H	Saint Louis	50 68	224	H	Richmond	53 58	165	A	La Salle	51 70	
46	H	George Washington	44 72	135	A	VCU	57 68	224	H	Richmond	53 58	165	A	La Salle	51 70	
224	A	Richmond	51 67	224	H	Richmond	53 58	165	A	La Salle	51 70					
165	H	La Salle	49 58	165	A	La Salle	51 70									

Non-Div I Games:

Rhode Island

■ Loss, 
■ Non-Conf, 
■ S Site, 
■ H Home 
■ A Away 
N Neutral

Average RPI Win:	260	WON-LOST	WINNING	LAST 10	STRENGTH OF	OPP. STRENGTH	TEAM	ADJ.	CONF.	ADJ CONF.
Average RPI Loss:	119	RECORD	PCT. RANK	GAMES	SCHEDULE	OF SCHEDULE	RPI	RPI	RPI	RPI
DIV. I ONLY	15- 9	106	7- 3	299	188	168	168	15	15	
DIV. I NON-CONF.	8- 2	49	0- 0	335	319	139	139	16	16	
TOTALS	RPI 1-25	RPI 26-50	W-L RECORDS	RPI 51-100	RPI 101-150	RPI 150+				
15- 9	0- 0	0- 1	OVERALL	0- 2	2- 3	13- 3				
7- 4	0- 0	0- 0	HOME	0- 0	1- 2	6- 2				
8- 5	0- 0	0- 1	AWAY	0- 2	1- 1	7- 1				
0- 0	0- 0	0- 0	NEUTRAL	0- 0	0- 0	0- 0				
8- 2	0- 0	0- 1	NON-CONFERENCE	0- 1	0- 0	8- 0				
4- 0	0- 0	0- 0	HOME	0- 0	0- 0	4- 0				
4- 2	0- 0	0- 1	AWAY	0- 1	0- 0	4- 0				
0- 0	0- 0	0- 0	NEUTRAL	0- 0	0- 0	0- 0				
7- 7	0- 0	0- 0	CONFERENCE	0- 1	2- 3	5- 3				
3- 4	0- 0	0- 0	HOME	0- 0	1- 2	2- 2				
4- 3	0- 0	0- 0	AWAY	0- 1	1- 1	3- 1				
0- 0	0- 0	0- 0	NEUTRAL	0- 0	0- 0	0- 0				

RPI 1-25			RPI 26-50			RPI 51-100			RPI 101+			Team's RPI: 168
RPI	S	Opponent	Score	RPI	S	Opponent	Score	RPI	S	Opponent	Score	
29	A	LSU	55 66	73	A	Oklahoma St.	51 65	115	A	Charlotte	55 52	
				76	A	Middle Tenn.	61 71	115	H	Charlotte	51 69	
								123	A	Old Dominion	66 81	
								123	H	Old Dominion	47 59	
								126	H	Southern Miss.	76 68	
								161	H	Louisiana Tech	67 70	
								182	A	UAB	61 62	
								187	A	North Texas	51 49	
								187	H	North Texas	69 77	
								188	A	UTSA	66 61	
								217	A	Texas Southern	52 49	
								218	H	Grand Canyon	64 50	
								283	H	Prairie View	68 57	
								285	H	FIU	74 55	
								301	A	UTEP	80 76	
								303	H	A&M-Corpus Christi	70 36	
								328	H	Fla. Atlantic	89 55	
								329	A	La.-Monroe	93 50	
								332	A	Incarnate Word	60 43	
								343	A	Houston Baptist	79 53	
								344	H	Sam Houston St.	77 51	
LAST 12 Division I GAMES:												
301	A	UTEP	80 76	123	A	Old Dominion	66 81					
188	A	UTSA	66 61	126	H	Southern Miss.	76 68					
328	H	Fla. Atlantic	89 55	161	H	Louisiana Tech	67 70					
285	H	FIU	74 55	187	A	North Texas	51 49					
187	H	North Texas	69 77	182	A	UAB	61 62					
115	A	Charlotte	55 52	76	A	Middle Tenn.	61 71					

Non-Div I Games: Huston-Tillotson 96 62

Rice

Average RPI Win: <b>259</b>	WON-LOST	WINNING	LAST 10	STRENGTH OF	OPP. STRENGTH	TEAM	ADJ.	CONF.	ADJ CONF.
Average RPI Loss: <b>134</b>	RECORD	PCT. RANK	GAMES	SCHEDULE	OF SCHEDULE	RPI	RPI	RPI	RPI
DIV. I ONLY	<b>13- 15</b>	<b>193</b>	<b>4- 6</b>	<b>274</b>	<b>170</b>	<b>224</b>	<b>224</b>	<b>12</b>	<b>12</b>
DIV. I NON-CONF.	<b>6- 7</b>	<b>182</b>	<b>0- 0</b>	<b>274</b>	<b>282</b>	<b>245</b>	<b>245</b>	<b>12</b>	<b>12</b>
TOTALS	RPI 1-25	RPI 26-50	W-L RECORDS	RPI 51-100	RPI 101-150	RPI 150+			
13- 15	0- 0	0- 1	OVERALL	0- 2	1- 6	12- 6			
6- 7	0- 0	0- 1	HOME	0- 1	1- 1	5- 4			
5- 7	0- 0	0- 0	AWAY	0- 1	0- 5	5- 1			
2- 1	0- 0	0- 0	NEUTRAL	0- 0	0- 0	2- 1			
6- 7	0- 0	0- 1	NON-CONFERENCE	0- 1	0- 1	6- 4			
2- 4	0- 0	0- 1	HOME	0- 1	0- 0	2- 2			
2- 2	0- 0	0- 0	AWAY	0- 0	0- 1	2- 1			
2- 1	0- 0	0- 0	NEUTRAL	0- 0	0- 0	2- 1			
7- 8	0- 0	0- 0	CONFERENCE	0- 1	1- 5	6- 2			
4- 3	0- 0	0- 0	HOME	0- 0	1- 1	3- 2			
3- 5	0- 0	0- 0	AWAY	0- 1	0- 4	3- 0			
0- 0	0- 0	0- 0	NEUTRAL	0- 0	0- 0	0- 0			

RPI S	Opponent	Score	RPI S	Opponent	Score	RPI S	Opponent	Score	RPI S	Opponent	Score	Team's RPI: 224
			45  Virginia	56  63		51  Dayton	39  55		102  Saint Joseph's	70  52		
						85  Penn	44  47		103  Saint Louis	66  73		
									119  Fordham	41  67		
									134  Duquesne	61  73		
									135  VCU	55  62		
									135  VCU	55  57		
									150  William & Mary	39  67		
									155  East Carolina	60  71		
									165  La Salle	58  63		
									177  Columbia	58  65		
									181 N Cleveland St.	65  69		
									185  George Mason	70  58		
									185  George Mason	50  54		
									192  Hampton	45  72		
									208  Appalachian St.	55  46		
									232 N Liberty	63  54		
									233  St. Bonaventure	61  54		
									237  Furman	54  48		
									277  Davidson	61  52		
									293  Massachusetts	56  45		
									304  Rhode Island	58  53		
									304  Rhode Island	67  51		
									328  Fla. Atlantic	77  67		
									333  Morgan St.	54  37		
									335 N Florida A&M	64  51		
LAST 12 Division I GAMES:												
103  Saint Louis	66  73		277  Davidson	61  52								
293  Massachusetts	56  45		134  Duquesne	61  73								
185  George Mason	70  58		185  George Mason	50  54								
51  Dayton	39  55		165  La Salle	58  63								
304  Rhode Island	67  51		304  Rhode Island	58  53								
135  VCU	55  57		119  Fordham	41  67								

Non-Div I Games:

Richmond

Loss, 
 Non-Conf, S Site, Home Away N Neutral

Average RPI Win: <b>234</b>	WON-LOST	WINNING	LAST 10	STRENGTH OF	OPP. STRENGTH	TEAM	ADJ.	CONF.	ADJ CONF.
Average RPI Loss: <b>137</b>	RECORD	PCT. RANK	GAMES	SCHEDULE	OF SCHEDULE	RPI	RPI	RPI	RPI
DIV. I ONLY	21- 6	29	9- 1	288	203	109	109	18	18
DIV. I NON-CONF.	6- 3	97	0- 0	321	241	158	158	17	17
TOTALS	RPI 1-25	RPI 26-50	W-L RECORDS	RPI 51-100	RPI 101-150	RPI 150+			
21- 6	0- 0	0- 2	OVERALL	0- 0	3- 1	18- 3			
10- 2	0- 0	0- 1	HOME	0- 0	1- 0	9- 1			
11- 3	0- 0	0- 1	AWAY	0- 0	2- 1	9- 1			
0- 1	0- 0	0- 0	NEUTRAL	0- 0	0- 0	0- 1			
6- 3	0- 0	0- 0	NON-CONFERENCE	0- 0	1- 1	5- 2			
3- 0	0- 0	0- 0	HOME	0- 0	0- 0	3- 0			
3- 2	0- 0	0- 0	AWAY	0- 0	1- 1	2- 1			
0- 1	0- 0	0- 0	NEUTRAL	0- 0	0- 0	0- 1			
15- 3	0- 0	0- 2	CONFERENCE	0- 0	2- 0	13- 1			
7- 2	0- 0	0- 1	HOME	0- 0	1- 0	6- 1			
8- 1	0- 0	0- 1	AWAY	0- 0	1- 0	7- 0			
0- 0	0- 0	0- 0	NEUTRAL	0- 0	0- 0	0- 0			

RPI S	Opponent	Score	RPI S	Opponent	Score	RPI S	Opponent	Score	RPI S	Opponent	Score	Team's RPI: 109
43	A Quinnipiac	53 <b>79</b>	43	H Quinnipiac	79 <b>91</b>				110	A Princeton	70 62	
									114	A UCF	30 <b>49</b>	
									143	A Iona	52 36	
									143	H Iona	85 65	
									165	H La Salle	74 61	
									179	A Siena	62 61	
									179	H Siena	72 70	
									183	H Fairfield	67 <b>68</b>	
									206	A Towson	79 75	
									207	A Seton Hall	81 <b>89</b>	
									225	A Monmouth	71 69	
									225	H Monmouth	75 63	
									226	A Marist	69 56	
									226	H Marist	65 46	
									233	N St. Bonaventure	47 <b>60</b>	
									242	A Niagara	78 58	
									260	A Canisius	71 70	
									260	H Canisius	61 50	
									263	A Manhattan	53 36	
									263	H Manhattan	73 64	
									302	A Lehigh	75 68	
									320	H Lafayette	76 58	
									325	A Saint Peter's	56 43	
									325	H Saint Peter's	47 46	
									326	H St. Francis Brooklyn	77 60	
LAST 12 Division I GAMES:												
225	H Monmouth	75 63	325	H Saint Peter's	47 46							
226	H Marist	65 46	263	H Manhattan	73 64							
260	H Canisius	61 50	43	A Quinnipiac	53 <b>79</b>							
143	A Iona	52 36	325	A Saint Peter's	56 43							
179	H Siena	72 70	183	H Fairfield	67 <b>68</b>							
225	A Monmouth	71 69	226	A Marist	69 56							

Non-Div I Games:

Rider

■ Loss, 
 ■ Non-Conf, 
 S Site, 
 ■ Home 
 ■ Away 
 N Neutral

Average RPI Win:	295	WON-LOST	WINNING	LAST 10	STRENGTH OF	OPP. STRENGTH	TEAM	ADJ.	CONF.	ADJ CONF.
Average RPI Loss:	193	RECORD	PCT. RANK	GAMES	SCHEDULE	OF SCHEDULE	RPI	RPI	RPI	RPI
DIV. I ONLY	16- 10	109	9- 1	337	324	209	209	31	31	
DIV. I NON-CONF.	4- 6	209	0- 0	276	182	212	212	32	32	
TOTALS	RPI 1-25	RPI 26-50	W-L RECORDS	RPI 51-100	RPI 101-150	RPI 150+				
16- 10	0- 0	0- 1	OVERALL	1- 1	0- 2	15- 6				
6- 3	0- 0	0- 0	HOME	0- 0	0- 0	6- 3				
10- 6	0- 0	0- 1	AWAY	1- 1	0- 1	9- 3				
0- 1	0- 0	0- 0	NEUTRAL	0- 0	0- 1	0- 0				
4- 6	0- 0	0- 1	NON-CONFERENCE	1- 1	0- 2	3- 2				
1- 1	0- 0	0- 0	HOME	0- 0	0- 0	1- 1				
3- 4	0- 0	0- 1	AWAY	1- 1	0- 1	2- 1				
0- 1	0- 0	0- 0	NEUTRAL	0- 0	0- 1	0- 0				
12- 4	0- 0	0- 0	CONFERENCE	0- 0	0- 0	12- 4				
5- 2	0- 0	0- 0	HOME	0- 0	0- 0	5- 2				
7- 2	0- 0	0- 0	AWAY	0- 0	0- 0	7- 2				
0- 0	0- 0	0- 0	NEUTRAL	0- 0	0- 0	0- 0				

RPI	S	Opponent	Score	RPI	S	Opponent	Score	RPI	S	Opponent	Score	RPI	S	Opponent	Score	Team's RPI: 209
47	A	Iowa	60 81	91	A	Vanderbilt	59 75	117	N	Stetson	60 68	129	A	Delaware	65 67	
				100	A	Kent St.	68 65	198	A	Sacred Heart	59 69	225	H	Monmouth	56 69	
								243	A	Saint Francis (PA)	70 68	243	H	Saint Francis (PA)	55 70	
								244	H	Howard	59 42	273	A	Bryant	59 62	
								273	H	Bryant	62 46	280	A	Mt. St. Mary's	50 44	
								280	H	Mt. St. Mary's	70 58	285	A	FIU	57 59	
								318	A	Central Conn. St.	62 39	318	H	Central Conn. St.	55 46	
								320	A	Lafayette	62 51	326	A	St. Francis Brooklyn	61 54	
								326	H	St. Francis Brooklyn	49 56	333	A	Morgan St.	58 44	
								334	A	LIU Brooklyn	64 54	334	H	LIU Brooklyn	83 42	
								338	A	Wagner	82 63	338	H	Wagner	74 41	
								341	A	Fairleigh Dickinson	66 64					
LAST 12 Division I GAMES:																
273	A	Bryant	59 62	243	A	Saint Francis (PA)	70 68									
318	A	Central Conn. St.	62 39	280	A	Mt. St. Mary's	50 44									
280	H	Mt. St. Mary's	70 58	318	H	Central Conn. St.	55 46									
338	H	Wagner	74 41	273	H	Bryant	62 46									
334	A	LIU Brooklyn	64 54	243	H	Saint Francis (PA)	55 70									
326	A	St. Francis Brooklyn	61 54	338	A	Wagner	82 63									

Non-Div I Games: Point Park 69 52

Robert Morris

■ Loss, 
 ■ Non-Conf, 
 ■ S Site, 
 ■ H Home 
 ■ A Away 
 N Neutral

Average RPI Win:	146	WON-LOST	WINNING	LAST 10	STRENGTH OF	OPP. STRENGTH	TEAM	ADJ.	CONF.	ADJ CONF.
Average RPI Loss:	79	RECORD	PCT. RANK	GAMES	SCHEDULE	OF SCHEDULE	RPI	RPI	RPI	RPI
DIV. I ONLY	6- 21	310	1- 9	46	46	212	212	6	6	
DIV. I NON-CONF.	3- 10	280	0- 0	13	42	182	182	6	6	
TOTALS	RPI 1-25	RPI 26-50	W-L RECORDS	RPI 51-100	RPI 101-150	RPI 150+				
6- 21	0- 3	1- 7	OVERALL	2- 6	0- 1	3- 4				
6- 8	0- 2	1- 3	HOME	2- 3	0- 0	3- 0				
0- 13	0- 1	0- 4	AWAY	0- 3	0- 1	0- 4				
0- 0	0- 0	0- 0	NEUTRAL	0- 0	0- 0	0- 0				
3- 10	0- 2	0- 3	NON-CONFERENCE	1- 3	0- 1	2- 1				
3- 4	0- 2	0- 1	HOME	1- 1	0- 0	2- 0				
0- 6	0- 0	0- 2	AWAY	0- 2	0- 1	0- 1				
0- 0	0- 0	0- 0	NEUTRAL	0- 0	0- 0	0- 0				
3- 11	0- 1	1- 4	CONFERENCE	1- 3	0- 0	1- 3				
3- 4	0- 0	1- 2	HOME	1- 2	0- 0	1- 0				
0- 7	0- 1	0- 2	AWAY	0- 1	0- 0	0- 3				
0- 0	0- 0	0- 0	NEUTRAL	0- 0	0- 0	0- 0				

RPI 1-25				RPI 26-50				RPI 51-100				RPI 101+ Team's RPI: 212			
RPI	S	Opponent	Score	RPI	S	Opponent	Score	RPI	S	Opponent	Score	RPI	S	Opponent	Score
7	H	Duke	32 68	26	A	Elon	54 66	60	A	Wake Forest	43 55	110	A	Princeton	34 64
21	A	Maryland	71 80	36	A	Michigan	50 63	66	H	Northwestern	37 55	173	A	Houston	51 53
24	H	Temple	37 48	38	H	James Madison	76 82	67	A	Minnesota	46 80	189	A	Illinois	41 78
				41	H	Michigan St.	62 58	68	H	Bucknell	57 53	194	A	Nebraska	58 62
				45	A	Virginia	54 62	72	A	St. John's (NY)	39 65	207	H	Seton Hall	53 45
				47	A	Iowa	57 71	74	H	Penn St.	61 45	211	A	Wisconsin	41 53
				47	H	Iowa	59 71	89	H	Chattanooga	53 66	211	H	Wisconsin	68 52
				50	H	Indiana	52 63	90	H	Purdue	42 55	273	H	Bryant	50 42
LAST 12 Division I GAMES:															
211	A	Wisconsin	41 53	21	A	Maryland	71 80								
90	H	Purdue	42 55	47	H	Iowa	59 71								
67	A	Minnesota	46 80	41	H	Michigan St.	62 58								
50	H	Indiana	52 63	194	A	Nebraska	58 62								
47	A	Iowa	57 71	189	A	Illinois	41 78								
66	H	Northwestern	37 55	211	H	Wisconsin	68 52								

Non-Div I Games:

Rutgers

■ Loss, 
■ Non-Conf, 
■ S Site, 
■ H Home 
■ A Away 
N Neutral



Average RPI Win:	252	WON-LOST	WINNING	LAST 10	STRENGTH OF	OPP. STRENGTH	TEAM	ADJ.	CONF.	ADJ CONF.
Average RPI Loss:	119	RECORD	PCT. RANK	GAMES	SCHEDULE	OF SCHEDULE	RPI	RPI	RPI	RPI
DIV. I ONLY	17- 5	32	7- 3	273	290	106	106	27	27	
DIV. I NON-CONF.	6- 2	63	0- 0	152	226	52	52	27	27	
TOTALS	RPI 1-25	RPI 26-50	W-L RECORDS	RPI 51-100	RPI 101-150	RPI 150+				
17- 5	0- 1	0- 0	OVERALL	1- 2	2- 1	14- 1				
7- 2	0- 0	0- 0	HOME	0- 1	1- 1	6- 0				
10- 3	0- 1	0- 0	AWAY	1- 1	1- 0	8- 1				
0- 0	0- 0	0- 0	NEUTRAL	0- 0	0- 0	0- 0				
6- 2	0- 1	0- 0	NON-CONFERENCE	0- 1	1- 0	5- 0				
2- 0	0- 0	0- 0	HOME	0- 0	0- 0	2- 0				
4- 2	0- 1	0- 0	AWAY	0- 1	1- 0	3- 0				
0- 0	0- 0	0- 0	NEUTRAL	0- 0	0- 0	0- 0				
11- 3	0- 0	0- 0	CONFERENCE	1- 1	1- 1	9- 1				
5- 2	0- 0	0- 0	HOME	0- 1	1- 1	4- 0				
6- 1	0- 0	0- 0	AWAY	1- 0	0- 0	5- 1				
0- 0	0- 0	0- 0	NEUTRAL	0- 0	0- 0	0- 0				

RPI 1-25				RPI 26-50				RPI 51-100				RPI 101+ Team's RPI: 106			
RPI	S	Opponent	Score	RPI	S	Opponent	Score	RPI	S	Opponent	Score	RPI	S	Opponent	Score
20	A	Texas A&M	48 63					64	A	South Dakota	74 80	104	A	UT Arlington	65 60
								99	A	Abilene Christian	70 61	113	H	Central Ark.	63 67
								99	H	Abilene Christian	73 80	131	H	Lamar University	74 66
												161	A	Louisiana Tech	60 58
												185	A	George Mason	77 76
												202	H	New Orleans	88 61
												270	A	McNeese	96 65
												275	A	Coppin St.	72 57
												283	H	Prairie View	88 64
												295	A	Nicholls St.	82 77
												295	H	Nicholls St.	80 55
												299	A	Northwestern St.	72 76
												303	H	A&M-Corpus Christi	64 56
												327	A	Southeastern La.	92 62
												330	H	Montana	54 46
												332	A	Incarinate Word	94 75
												343	H	Houston Baptist	86 49
												344	A	Sam Houston St.	83 65
LAST 12 Division I GAMES:															
327	A	Southeastern La.	92 62	202	H	New Orleans	88 61								
99	H	Abilene Christian	73 80	113	H	Central Ark.	63 67								
131	H	Lamar University	74 66	332	A	Incarinate Word	94 75								
295	A	Nicholls St.	82 77	295	H	Nicholls St.	80 55								
299	A	Northwestern St.	72 76	99	A	Abilene Christian	70 61								
344	A	Sam Houston St.	83 65	303	H	A&M-Corpus Christi	64 56								

Non-Div I Games: Okla. Panhandle 77 43 Tex. Permian Basin 89 70 LSU-Shreveport 93 56

SFA

Loss, Non-Conf, S Site, H Home A Away N Neutral

Average RPI Win: <b>266</b>	WON-LOST	WINNING	LAST 10	STRENGTH OF	OPP. STRENGTH	TEAM	ADJ.	CONF.	ADJ CONF.
Average RPI Loss: <b>147</b>	RECORD	PCT. RANK	GAMES	SCHEDULE	OF SCHEDULE	RPI	RPI	RPI	RPI
DIV. I ONLY	<b>11- 16</b>	<b>225</b>	<b>7- 3</b>	<b>132</b>	<b>295</b>	<b>204</b>	<b>204</b>	<b>26</b>	<b>26</b>
DIV. I NON-CONF.	<b>3- 9</b>	<b>275</b>	<b>0- 0</b>	<b>28</b>	<b>247</b>	<b>196</b>	<b>196</b>	<b>26</b>	<b>26</b>
TOTALS	RPI 1-25	RPI 26-50	W-L RECORDS	RPI 51-100	RPI 101-150	RPI 150+			
11- 16	0- 1	0- 1	OVERALL	0- 5	0- 2	11- 7			
7- 3	0- 0	0- 0	HOME	0- 1	0- 0	7- 2			
3- 10	0- 1	0- 1	AWAY	0- 2	0- 2	3- 4			
1- 3	0- 0	0- 0	NEUTRAL	0- 2	0- 0	1- 1			
3- 9	0- 1	0- 1	NON-CONFERENCE	0- 4	0- 2	3- 1			
2- 1	0- 0	0- 0	HOME	0- 1	0- 0	2- 0			
0- 5	0- 1	0- 1	AWAY	0- 1	0- 2	0- 0			
1- 3	0- 0	0- 0	NEUTRAL	0- 2	0- 0	1- 1			
8- 7	0- 0	0- 0	CONFERENCE	0- 1	0- 0	8- 6			
5- 2	0- 0	0- 0	HOME	0- 0	0- 0	5- 2			
3- 5	0- 0	0- 0	AWAY	0- 1	0- 0	3- 4			
0- 0	0- 0	0- 0	NEUTRAL	0- 0	0- 0	0- 0			

RPI 1-25				RPI 26-50				RPI 51-100				RPI 101+ Team's RPI: 204			
RPI	S	Opponent	Score	RPI	S	Opponent	Score	RPI	S	Opponent	Score	RPI	S	Opponent	Score
23	A	Missouri	60 <b>72</b>	32	A	South Dakota St.	49 <b>82</b>	61	A	Belmont	67 <b>94</b>	103	A	Saint Louis	49 <b>90</b>
								64	N	South Dakota	68 <b>75</b>	117	A	Stetson	68 <b>78</b>
								78	H	Western Ill.	74 <b>76</b>	175	A	Morehead St.	66 <b>69</b>
								82	A	Northern Ill.	78 <b>97</b>	184	H	Southern Ill.	60 59
								91	N	Vanderbilt	63 <b>73</b>	193	N	Bethune-Cookman	78 <b>83</b>
												235	A	UT Martin	70 68
												235	H	UT Martin	72 <b>82</b>
												246	A	Murray St.	85 76
												246	H	Murray St.	77 <b>84</b>
												248	H	Jacksonville St.	69 62
												261	H	Tennessee St.	73 52
												269	H	Tennessee Tech	60 49
												274	A	Austin Peay	62 <b>85</b>
												274	H	Austin Peay	76 69
												279	A	Southeast Mo. St.	74 <b>78</b>
												279	H	Southeast Mo. St.	70 69
												296	A	Eastern Ill.	75 59
												297	A	Eastern Ky.	63 <b>75</b>
												307	H	Illinois St.	92 80
												331	N	Utah Valley	71 64
LAST 12 Division I GAMES:															
246	A	Murray St.	85 76	296	A	Eastern Ill.	75 59								
274	H	Austin Peay	76 69	261	H	Tennessee St.	73 52								
235	H	UT Martin	72 <b>82</b>	235	A	UT Martin	70 68								
279	A	Southeast Mo. St.	74 <b>78</b>	279	H	Southeast Mo. St.	70 69								
248	H	Jacksonville St.	69 62	246	H	Murray St.	77 <b>84</b>								
61	A	Belmont	67 <b>94</b>	274	A	Austin Peay	62 <b>85</b>								

Non-Div I Games: Mo.-St. Louis 59 49

SIUE

■ Loss, 
 ■ Non-Conf, 
 ■ S Site, 
 ■ Home 
 ■ A Away 
 N Neutral

Average RPI Win:	170	WON-LOST	WINNING	LAST 10	STRENGTH OF	OPP. STRENGTH	TEAM	ADJ.	CONF.	ADJ CONF.
Average RPI Loss:	76	RECORD	PCT. RANK	GAMES	SCHEDULE	OF SCHEDULE	RPI	RPI	RPI	RPI
DIV. I ONLY	14- 12	152	4- 6	55	65	92	92	5	5	
DIV. I NON-CONF.	9- 4	85	0- 0	109	95	62	62	5	5	
TOTALS	RPI 1-25	RPI 26-50	W-L RECORDS	RPI 51-100	RPI 101-150	RPI 150+				
14- 12	1- 4	0- 2	OVERALL	0- 1	2- 3	11- 2				
10- 3	1- 1	0- 2	HOME	0- 0	2- 0	7- 0				
2- 8	0- 2	0- 0	AWAY	0- 1	0- 3	2- 2				
2- 1	0- 1	0- 0	NEUTRAL	0- 0	0- 0	2- 0				
9- 4	1- 1	0- 0	NON-CONFERENCE	0- 1	0- 2	8- 0				
6- 0	1- 0	0- 0	HOME	0- 0	0- 0	5- 0				
1- 3	0- 0	0- 0	AWAY	0- 1	0- 2	1- 0				
2- 1	0- 1	0- 0	NEUTRAL	0- 0	0- 0	2- 0				
5- 8	0- 3	0- 2	CONFERENCE	0- 0	2- 1	3- 2				
4- 3	0- 1	0- 2	HOME	0- 0	2- 0	2- 0				
1- 5	0- 2	0- 0	AWAY	0- 0	0- 1	1- 2				
0- 0	0- 0	0- 0	NEUTRAL	0- 0	0- 0	0- 0				

RPI	S	Opponent	Score	RPI	S	Opponent	Score	RPI	S	Opponent	Score	RPI	S	Opponent	Score
1	A	UConn	41 83	34	H	South Fla.	51 52	80	A	Colorado	50 67	114	H	UCF	63 58
1	H	UConn	48 88	44	H	Tulane	59 71					136	A	TCU	67 76
3	N	Mississippi St.	42 91									137	A	Cincinnati	65 67
20	H	Texas A&M	54 53									137	H	Cincinnati	64 47
24	A	Temple	52 66									139	A	New Mexico	49 64
												151	H	Memphis	53 44
												155	A	East Carolina	57 58
												159	A	Tulsa	59 66
												159	H	Tulsa	62 41
												166	A	Kansas	75 63
												170	N	Boston College	72 64
												171	H	Texas St.	64 56
												173	A	Houston	66 45
												187	H	North Texas	65 51
												215	H	Seattle U	77 43
												216	N	Grambling	56 36
												217	H	Texas Southern	61 36
												283	H	Prairie View	61 54
LAST 12 Division I GAMES:															
159	H	Tulsa	62 41	34	H	South Fla.	51 52								
24	A	Temple	52 66	173	A	Houston	66 45								
1	A	UConn	41 83	137	A	Cincinnati	65 67								
114	H	UCF	63 58	1	H	UConn	48 88								
151	H	Memphis	53 44	44	H	Tulane	59 71								
159	A	Tulsa	59 66	155	A	East Carolina	57 58								

Non-Div I Games:

SMU

■ Loss, 
■ Non-Conf, 
■ S Site, 
■ Home 
■ A Away 
N Neutral

Average RPI Win:	283	WON-LOST	WINNING	LAST 10	STRENGTH OF	OPP. STRENGTH	TEAM	ADJ.	CONF.	ADJ CONF.
Average RPI Loss:	152	RECORD	PCT. RANK	GAMES	SCHEDULE	OF SCHEDULE	RPI	RPI	RPI	RPI
DIV. I ONLY	8- 16	260	4- 6	236	251	281	281	20	20	
DIV. I NON-CONF.	3- 7	250	0- 0	229	253	297	297	18	18	
TOTALS	RPI 1-25	RPI 26-50	W-L RECORDS	RPI 51-100	RPI 101-150	RPI 150+				
8- 16	0- 0	0- 0	OVERALL	0- 4	0- 6	8- 6				
5- 7	0- 0	0- 0	HOME	0- 2	0- 3	5- 2				
3- 7	0- 0	0- 0	AWAY	0- 2	0- 3	3- 2				
0- 2	0- 0	0- 0	NEUTRAL	0- 0	0- 0	0- 2				
3- 7	0- 0	0- 0	NON-CONFERENCE	0- 2	0- 2	3- 3				
2- 3	0- 0	0- 0	HOME	0- 1	0- 1	2- 1				
1- 2	0- 0	0- 0	AWAY	0- 1	0- 1	1- 0				
0- 2	0- 0	0- 0	NEUTRAL	0- 0	0- 0	0- 2				
5- 9	0- 0	0- 0	CONFERENCE	0- 2	0- 4	5- 3				
3- 4	0- 0	0- 0	HOME	0- 1	0- 2	3- 1				
2- 5	0- 0	0- 0	AWAY	0- 1	0- 2	2- 2				
0- 0	0- 0	0- 0	NEUTRAL	0- 0	0- 0	0- 0				

RPI S	Opponent	Score	RPI S	Opponent	Score	RPI S	Opponent	Score	RPI S	Opponent	Score	Team's RPI: 281
						63	H Southern California	95 111	101	H UC Davis	78 110	
						71	A California	73 97	124	A North Dakota	71 94	
						83	A Montana St.	80 84	125	H Idaho	58 72	
						83	H Montana St.	82 104	127	A Northern Colo.	88 95	
									133	H Eastern Wash.	65 72	
									146	A San Francisco	80 91	
									152	A Idaho St.	60 79	
									164	N New Mexico St.	73 99	
									180	H Hofstra	97 85	
									219	A Weber St.	60 66	
									236	A Portland St.	77 68	
									236	H Portland St.	86 88	
									266	H Cal Poly	97 96	
									290	H Nevada	95 99	
									292	H Southern Utah	81 69	
									306	H Northern Ariz.	82 76	
									310	N Youngstown St.	94 102	
									321	A UC Irvine	78 70	
									330	A Montana	73 60	
									330	H Montana	99 69	
LAST 12 Division I GAMES:												
			83	H Montana St.	82 104	236	A Portland St.	77 68				
			330	H Montana	99 69	330	A Montana	73 60				
			152	A Idaho St.	60 79	83	A Montana St.	80 84				
			219	A Weber St.	60 66	306	H Northern Ariz.	82 76				
			125	H Idaho	58 72	292	H Southern Utah	81 69				
			133	H Eastern Wash.	65 72	236	H Portland St.	86 88				

Non-Div I Games: Stanislaus St. 102 72

Sacramento St.

## Sacred Heart

Through Games Of Feb. 21, 2017

Average RPI Win:	282	WON-LOST	WINNING	LAST 10	STRENGTH OF	OPP. STRENGTH	TEAM	ADJ.	CONF.	ADJ CONF.
Average RPI Loss:	185	RECORD	PCT. RANK	GAMES	SCHEDULE	OF SCHEDULE	RPI	RPI	RPI	RPI
DIV. I ONLY	16- 11	117	8- 2	292	335	198	198	31	31	
DIV. I NON-CONF.	3- 8	262	0- 0	67	206	187	187	32	32	
TOTALS	RPI 1-25	RPI 26-50	W-L RECORDS	RPI 51-100	RPI 101-150	RPI 150+				
16- 11	0- 0	0- 1	OVERALL	0- 3	0- 0	16- 7				
10- 3	0- 0	0- 1	HOME	0- 0	0- 0	10- 2				
6- 8	0- 0	0- 0	AWAY	0- 3	0- 0	6- 5				
0- 0	0- 0	0- 0	NEUTRAL	0- 0	0- 0	0- 0				
3- 8	0- 0	0- 1	NON-CONFERENCE	0- 3	0- 0	3- 4				
1- 3	0- 0	0- 1	HOME	0- 0	0- 0	1- 2				
2- 5	0- 0	0- 0	AWAY	0- 3	0- 0	2- 2				
0- 0	0- 0	0- 0	NEUTRAL	0- 0	0- 0	0- 0				
13- 3	0- 0	0- 0	CONFERENCE	0- 0	0- 0	13- 3				
9- 0	0- 0	0- 0	HOME	0- 0	0- 0	9- 0				
4- 3	0- 0	0- 0	AWAY	0- 0	0- 0	4- 3				
0- 0	0- 0	0- 0	NEUTRAL	0- 0	0- 0	0- 0				

RPI S	Opponent	Score	RPI S	Opponent	Score	RPI S	Opponent	Score	RPI S	Opponent	Score	Team's RPI: 198
27	H Harvard	60 68	59	A Iowa St.	56 76	162	H Brown	66 80				
			70	A New Hampshire	43 71	172	A Hartford	64 81				
			79	A Buffalo	55 76	179	H Siena	62 58				
						183	A Fairfield	56 44				
						209	H Robert Morris	69 59				
						214	A Binghamton	77 69				
						225	H Monmouth	54 65				
						243	H Saint Francis (PA)	73 63				
						273	A Bryant	65 53				
						273	H Bryant	66 59				
						280	A Mt. St. Mary's	59 61				
						280	H Mt. St. Mary's	49 45				
						302	A Lehigh	62 68				
						318	A Central Conn. St.	50 67				
						318	H Central Conn. St.	82 61				
						326	A St. Francis Brooklyn	81 74				
						326	H St. Francis Brooklyn	61 58				
						334	A LIU Brooklyn	51 41				
						334	H LIU Brooklyn	66 48				
						338	A Wagner	70 56				
						338	H Wagner	62 52				
						341	A Fairleigh Dickinson	56 58				
						341	H Fairleigh Dickinson	68 60				
LAST 12 Division I GAMES:												
341	H Fairleigh Dickinson	68 60	280	A Mt. St. Mary's	59 61							
334	A LIU Brooklyn	51 41	334	H LIU Brooklyn	66 48							
326	H St. Francis Brooklyn	61 58	280	H Mt. St. Mary's	49 45							
318	H Central Conn. St.	82 61	338	H Wagner	62 52							
341	A Fairleigh Dickinson	56 58	326	A St. Francis Brooklyn	81 74							
273	H Bryant	66 59	273	A Bryant	65 53							

Non-Div I Games:

Sacred Heart

■ Loss, 
 ■ Non-Conf, 
 ■ S Site, 
 ■ H Home 
 ■ A Away 
 N Neutral

Average RPI Win:	296	WON-LOST	WINNING	LAST 10	STRENGTH OF	OPP. STRENGTH	TEAM	ADJ.	CONF.	ADJ CONF.
Average RPI Loss:	209	RECORD	PCT. RANK	GAMES	SCHEDULE	OF SCHEDULE	RPI	RPI	RPI	RPI
DIV. I ONLY	14- 13	165	6- 4	324	338	243	243	31	31	
DIV. I NON-CONF.	3- 8	262	0- 0	240	285	276	276	32	32	
TOTALS	RPI 1-25	RPI 26-50	W-L RECORDS	RPI 51-100	RPI 101-150	RPI 150+				
14- 13	0- 0	0- 2	OVERALL	0- 0	0- 2	14- 9				
5- 5	0- 0	0- 0	HOME	0- 0	0- 1	5- 4				
9- 6	0- 0	0- 2	AWAY	0- 0	0- 1	9- 3				
0- 2	0- 0	0- 0	NEUTRAL	0- 0	0- 0	0- 2				
3- 8	0- 0	0- 2	NON-CONFERENCE	0- 0	0- 2	3- 4				
1- 2	0- 0	0- 0	HOME	0- 0	0- 1	1- 1				
2- 4	0- 0	0- 2	AWAY	0- 0	0- 1	2- 1				
0- 2	0- 0	0- 0	NEUTRAL	0- 0	0- 0	0- 2				
11- 5	0- 0	0- 0	CONFERENCE	0- 0	0- 0	11- 5				
4- 3	0- 0	0- 0	HOME	0- 0	0- 0	4- 3				
7- 2	0- 0	0- 0	AWAY	0- 0	0- 0	7- 2				
0- 0	0- 0	0- 0	NEUTRAL	0- 0	0- 0	0- 0				

RPI 1-25				RPI 26-50				RPI 51-100				RPI 101+			
RPI	S	Opponent	Score	RPI	S	Opponent	Score	RPI	S	Opponent	Score	RPI	S	Opponent	Score
				34	A	South Fla.	80 129					120	H	Cornell	72 78
				39	A	Marquette	91 104					150	A	William & Mary	60 73
												177	H	Columbia	77 84
												198	A	Sacred Heart	63 73
												209	A	Robert Morris	70 55
												209	H	Robert Morris	68 70
												211	A	Wisconsin	103 100
												245	N	UMES	82 90
												260	H	Canisius	95 74
												271	A	Coastal Caro.	70 59
												273	A	Bryant	70 85
												273	H	Bryant	79 67
												280	A	Mt. St. Mary's	97 88
												280	H	Mt. St. Mary's	58 66
												310	A	Youngstown St.	68 69
												318	A	Central Conn. St.	72 70
												318	H	Central Conn. St.	87 81
												326	A	St. Francis Brooklyn	75 59
												326	H	St. Francis Brooklyn	79 62
												334	A	LIU Brooklyn	74 30
												334	H	LIU Brooklyn	66 52
												338	A	Wagner	67 46
												338	H	Wagner	71 87
												341	A	Fairleigh Dickinson	82 79
												346	N	Jackson St.	84 88
<b>LAST 12 Division I GAMES:</b>															
				318	A	Central Conn. St.	72 70	209	H	Robert Morris	68 70				
				273	A	Bryant	70 85	338	A	Wagner	67 46				
				338	H	Wagner	71 87	273	H	Bryant	79 67				
				280	H	Mt. St. Mary's	58 66	318	H	Central Conn. St.	87 81				
				326	A	St. Francis Brooklyn	75 59	209	A	Robert Morris	70 55				
				334	A	LIU Brooklyn	74 30	280	A	Mt. St. Mary's	97 88				

Non-Div I Games:

Saint Francis (PA)

■ Loss, ■ Non-Conf, S Site, H Home A Away N Neutral

## Saint Joseph's

Through Games Of Feb. 21, 2017

Average RPI Win:	186	WON-LOST	WINNING	LAST 10	STRENGTH OF	OPP. STRENGTH	TEAM	ADJ.	CONF.	ADJ CONF.
Average RPI Loss:	87	RECORD	PCT. RANK	GAMES	SCHEDULE	OF SCHEDULE	RPI	RPI	RPI	RPI
DIV. I ONLY	15- 13	157	8- 2	54	125	102	102	12	12	
DIV. I NON-CONF.	3- 9	275	0- 0	14	117	154	154	12	12	
TOTALS	RPI 1-25	RPI 26-50	W-L RECORDS	RPI 51-100	RPI 101-150	RPI 150+				
15- 13	0- 1	0- 3	OVERALL	1- 5	6- 2	8- 2				
9- 5	0- 1	0- 1	HOME	0- 2	3- 0	6- 1				
6- 7	0- 0	0- 1	AWAY	1- 0	3- 1	2- 0				
0- 1	0- 0	0- 0	NEUTRAL	0- 1	0- 0	0- 0				
3- 9	0- 1	0- 2	NON-CONFERENCE	1- 4	1- 1	1- 1				
1- 5	0- 1	0- 1	HOME	0- 2	0- 0	1- 1				
2- 3	0- 0	0- 1	AWAY	1- 1	1- 1	0- 0				
0- 1	0- 0	0- 0	NEUTRAL	0- 1	0- 0	0- 0				
12- 4	0- 0	0- 1	CONFERENCE	0- 1	5- 1	7- 1				
8- 0	0- 0	0- 0	HOME	0- 0	3- 0	5- 0				
4- 4	0- 0	0- 1	AWAY	0- 1	2- 1	2- 1				
0- 0	0- 0	0- 0	NEUTRAL	0- 0	0- 0	0- 0				

RPI	S	Opponent	Score	RPI	S	Opponent	Score	RPI	S	Opponent	Score	RPI	S	Opponent	Score	Team's RPI: 102
24	H	Temple	70 86	38	H	James Madison	72 85	51	A	Dayton	59 64	103	A	Saint Louis	66 63	
				40	A	Central Mich.	71 73	54	A	Drexel	49 60	119	A	Fordham	39 44	
				46	A	George Washington	44 53	55	H	Villanova	54 62	119	H	Fordham	47 44	
								68	H	Bucknell	61 64	134	H	Duquesne	60 58	
								85	A	Penn	57 53	135	A	VCU	80 70	
								93	N	BYU	56 71	135	H	VCU	64 58	
												139	A	New Mexico	79 67	
												143	A	Iona	57 58	
												165	A	La Salle	75 55	
												165	H	La Salle	67 58	
												180	H	Hofstra	64 75	
												185	H	George Mason	57 53	
												224	A	Richmond	52 70	
												233	H	St. Bonaventure	70 53	
												277	H	Davidson	69 54	
												293	H	Massachusetts	81 50	
												304	A	Rhode Island	75 49	
												314	H	NJIT	75 36	
LAST 12 Division I GAMES:																
185	H	George Mason	57 53	134	H	Duquesne	60 58									
277	H	Davidson	69 54	233	H	St. Bonaventure	70 53									
135	A	VCU	80 70	304	A	Rhode Island	75 49									
165	H	La Salle	67 58	51	A	Dayton	59 64									
119	A	Fordham	39 44	119	H	Fordham	47 44									
103	A	Saint Louis	66 63	165	A	La Salle	75 55									

Non-Div I Games:

Saint Joseph's

■ Loss, 
■ Non-Conf, 
■ S Site, 
■ H Home 
■ A Away 
N Neutral

## Saint Louis

Through Games Of Feb. 21, 2017

Average RPI Win:	210	WON-LOST	WINNING	LAST 10	STRENGTH OF	OPP. STRENGTH	TEAM	ADJ.	CONF.	ADJ CONF.
Average RPI Loss:	117	RECORD	PCT. RANK	GAMES	SCHEDULE	OF SCHEDULE	RPI	RPI	RPI	RPI
DIV. I ONLY	22- 6	26	8- 2	286	112	103	103	12	12	
DIV. I NON-CONF.	10- 3	54	0- 0	324	130	137	137	12	12	
TOTALS	RPI 1-25	RPI 26-50	W-L RECORDS	RPI 51-100	RPI 101-150	RPI 150+				
22- 6	1- 0	1- 1	OVERALL	1- 1	3- 2	16- 2				
11- 3	1- 0	1- 0	HOME	1- 1	2- 1	6- 1				
11- 3	0- 0	0- 1	AWAY	0- 0	1- 1	10- 1				
0- 0	0- 0	0- 0	NEUTRAL	0- 0	0- 0	0- 0				
10- 3	1- 0	0- 1	NON-CONFERENCE	1- 0	0- 0	8- 2				
5- 1	1- 0	0- 0	HOME	1- 0	0- 0	3- 1				
5- 2	0- 0	0- 1	AWAY	0- 0	0- 0	5- 1				
0- 0	0- 0	0- 0	NEUTRAL	0- 0	0- 0	0- 0				
12- 3	0- 0	1- 0	CONFERENCE	0- 1	3- 2	8- 0				
6- 2	0- 0	1- 0	HOME	0- 1	2- 1	3- 0				
6- 1	0- 0	0- 0	AWAY	0- 0	1- 1	5- 0				
0- 0	0- 0	0- 0	NEUTRAL	0- 0	0- 0	0- 0				

RPI 1-25				RPI 26-50				RPI 51-100				RPI 101+ Team's RPI: 103			
RPI	S	Opponent	Score	RPI	S	Opponent	Score	RPI	S	Opponent	Score	RPI	S	Opponent	Score
23	H	Missouri	72 61	46	H	George Washington	67 59	51	H	Dayton	67 78	102	H	Saint Joseph's	63 66
				48	A	Little Rock	43 56	96	H	Washington St.	73 70	119	H	Fordham	82 58
												134	A	Duquesne	65 94
												135	A	VCU	62 48
												135	H	VCU	77 72
												159	A	Tulsa	64 70
												165	A	La Salle	79 74
												185	H	George Mason	89 50
												200	A	Loyola Marymount	90 76
												204	H	SIUE	90 49
												205	H	Indiana St.	67 70
												221	A	Bradley	68 58
												224	H	Richmond	73 66
												233	A	St. Bonaventure	74 58
												233	H	St. Bonaventure	64 49
												277	A	Davidson	106 69
												279	A	Southeast Mo. St.	89 50
												291	A	Lipscomb	83 38
												293	A	Massachusetts	81 60
												297	H	Eastern Ky.	78 51
												304	A	Rhode Island	68 50
												321	A	UC Irvine	79 69
												333	H	Morgan St.	71 43
LAST 12 Division I GAMES:															
224	H	Richmond	73 66	119	H	Fordham	82 58								
165	A	La Salle	79 74	46	H	George Washington	67 59								
233	A	St. Bonaventure	74 58	304	A	Rhode Island	68 50								
135	H	VCU	77 72	134	A	Duquesne	65 94								
102	H	Saint Joseph's	63 66	51	H	Dayton	67 78								
293	A	Massachusetts	81 60	233	H	St. Bonaventure	64 49								

Non-Div I Games:

Saint Louis

■ Loss, 
■ Non-Conf, 
■ S Site, 
■ H Home 
■ A Away 
N Neutral



## Saint Peter's

Through Games Of Feb. 21, 2017

Average RPI Win:	270	WON-LOST	WINNING	LAST 10	STRENGTH OF	OPP. STRENGTH	TEAM	ADJ.	CONF.	ADJ CONF.
Average RPI Loss:	172	RECORD	PCT. RANK	GAMES	SCHEDULE	OF SCHEDULE	RPI	RPI	RPI	RPI
DIV. I ONLY	3- 24	340	0- 10	182	234	325	325	18	18	
DIV. I NON-CONF.	1- 8	314	0- 0	127	268	306	306	17	17	
TOTALS	RPI 1-25	RPI 26-50	W-L RECORDS	RPI 51-100	RPI 101-150	RPI 150+				
3- 24	0- 2	0- 2	OVERALL	0- 1	0- 4	3- 15				
2- 8	0- 0	0- 1	HOME	0- 0	0- 2	2- 5				
1- 13	0- 0	0- 0	AWAY	0- 0	0- 0	1- 1				
0- 3	0- 0	0- 0	NEUTRAL	0- 0	0- 1	0- 2				
1- 8	0- 2	0- 0	NON-CONFERENCE	0- 1	0- 1	1- 4				
1- 0	0- 0	0- 0	HOME	0- 0	0- 0	1- 0				
0- 5	0- 2	0- 0	AWAY	0- 1	0- 0	0- 2				
0- 3	0- 0	0- 0	NEUTRAL	0- 0	0- 1	0- 2				
2- 16	0- 0	0- 2	CONFERENCE	0- 0	0- 3	2- 11				
1- 8	0- 0	0- 1	HOME	0- 0	0- 2	1- 5				
1- 8	0- 0	0- 1	AWAY	0- 0	0- 1	1- 6				
0- 0	0- 0	0- 0	NEUTRAL	0- 0	0- 0	0- 0				

RPI 1-25				RPI 26-50				RPI 51-100				RPI 101+ Team's RPI: 325			
RPI	S	Opponent	Score	RPI	S	Opponent	Score	RPI	S	Opponent	Score	RPI	S	Opponent	Score
4	A	South Carolina	38 93	43	A	Quinnipiac	47 82	74	A	Penn St.	50 106	109	A	Rider	46 47
21	A	Maryland	49 101	43	H	Quinnipiac	51 84					109	H	Rider	43 56
												141	N	Maine	43 59
												143	H	Iona	58 66
												162	A	Brown	71 80
												179	A	Siena	55 80
												183	A	Fairfield	38 50
												183	H	Fairfield	39 56
												192	N	Hampton	42 71
												225	A	Monmouth	59 76
												225	H	Monmouth	42 58
												226	A	Marist	73 69
												226	H	Marist	58 66
												242	A	Niagara	63 71
												242	H	Niagara	78 66
												258	N	Bowling Green	68 73
												260	A	Canisius	56 61
												260	H	Canisius	54 59
												263	A	Manhattan	44 57
												263	H	Manhattan	65 69
												326	A	St. Francis Brooklyn	52 58
												341	H	Fairleigh Dickinson	65 43
LAST 12 Division I GAMES:															
242	A	Niagara	63 71	263	A	Manhattan	44 57								
260	A	Canisius	56 61	109	A	Rider	46 47								
183	H	Fairfield	39 56	263	H	Manhattan	65 69								
225	H	Monmouth	42 58	109	H	Rider	43 56								
183	A	Fairfield	38 50	179	A	Siena	55 80								
226	H	Marist	58 66	260	H	Canisius	54 59								

Non-Div I Games:

Saint Peter's

■ Loss, 
 ■ Non-Conf, 
 ■ S Site, 
 ■ Home 
 ■ A Away 
 N Neutral

Average RPI Win:	335	WON-LOST	WINNING	LAST 10	STRENGTH OF	OPP. STRENGTH	TEAM	ADJ.	CONF.	ADJ CONF.
Average RPI Loss:	205	RECORD	PCT. RANK	GAMES	SCHEDULE	OF SCHEDULE	RPI	RPI	RPI	RPI
DIV. I ONLY	2- 21	342	2- 8	272	315	344	344	27	27	
DIV. I NON-CONF.	0- 9	335	0- 0	175	306	339	339	27	27	
TOTALS	RPI 1-25	RPI 26-50	W-L RECORDS	RPI 51-100	RPI 101-150	RPI 150+				
2- 21	0- 0	0- 1	OVERALL	0- 1	0- 6	2- 13				
2- 5	0- 0	0- 0	HOME	0- 0	0- 2	2- 3				
0- 15	0- 0	0- 1	AWAY	0- 1	0- 2	0- 7				
0- 1	0- 0	0- 0	NEUTRAL	0- 0	0- 0	0- 1				
0- 9	0- 0	0- 1	NON-CONFERENCE	0- 0	0- 2	0- 6				
0- 1	0- 0	0- 0	HOME	0- 0	0- 0	0- 1				
0- 7	0- 0	0- 1	AWAY	0- 0	0- 2	0- 4				
0- 1	0- 0	0- 0	NEUTRAL	0- 0	0- 0	0- 1				
2- 12	0- 0	0- 0	CONFERENCE	0- 1	0- 4	2- 7				
2- 4	0- 0	0- 0	HOME	0- 0	0- 2	2- 2				
0- 8	0- 0	0- 0	AWAY	0- 1	0- 2	0- 5				
0- 0	0- 0	0- 0	NEUTRAL	0- 0	0- 0	0- 0				

RPI S	Opponent	Score	RPI S	Opponent	Score	RPI S	Opponent	Score	RPI S	Opponent	Score	Team's RPI: 344
29	A LSU	41 89	99	A Abilene Christian	56 78	106	H SFA	65 83	113	A Central Ark.	48 75	
						131	A Lamar University	51 84	131	H Lamar University	44 70	
						136	A TCU	37 81	143	A Arkansas	39 71	
						168	A Rice	51 77	171	A Texas St.	46 69	
						202	A New Orleans	49 78	251	A UTRGV	50 78	
						251	H UTRGV	45 69	252	N Marshall	50 73	
						270	A McNeese	56 79	283	A Prairie View	65 75	
						295	H Nicholls St.	59 66	299	A Northwestern St.	51 78	
						303	H A&M-Corpus Christi	37 63	327	H Southeastern La.	68 61	
						332	A Incarnate Word	55 82	343	A Houston Baptist	51 61	
						343	H Houston Baptist	78 63				
LAST 12 Division I GAMES:												
332	A Incarnate Word	55 82	327	H Southeastern La.	68 61							
113	A Central Ark.	48 75	303	H A&M-Corpus Christi	37 63							
343	H Houston Baptist	78 63	131	H Lamar University	44 70							
131	A Lamar University	51 84	299	A Northwestern St.	51 78							
99	A Abilene Christian	56 78	202	A New Orleans	49 78							
106	H SFA	65 83	295	H Nicholls St.	59 66							

Non-Div I Games: Wiley 51 57

Sam Houston St.

Average RPI Win: <b>233</b>	WON-LOST	WINNING	LAST 10	STRENGTH OF	OPP. STRENGTH	TEAM	ADJ.	CONF.	ADJ CONF.
Average RPI Loss: <b>142</b>	RECORD	PCT. RANK	GAMES	SCHEDULE	OF SCHEDULE	RPI	RPI	RPI	RPI
DIV. I ONLY	10- 17	247	3- 6	184	163	230	230	17	17
DIV. I NON-CONF.	6- 8	203	0- 0	170	104	197	197	20	20
<hr/>									
TOTALS	RPI 1-25	RPI 26-50	W-L RECORDS	RPI 51-100	RPI 101-150	RPI 150+			
10- 17	0- 1	0- 1	OVERALL	1- 6	0- 0	9- 9			
7- 5	0- 0	0- 0	HOME	0- 2	0- 0	7- 3			
3- 10	0- 1	0- 1	AWAY	1- 4	0- 0	2- 4			
0- 2	0- 0	0- 0	NEUTRAL	0- 0	0- 0	0- 2			
6- 8	0- 1	0- 1	NON-CONFERENCE	1- 3	0- 0	5- 3			
5- 1	0- 0	0- 0	HOME	0- 1	0- 0	5- 0			
1- 5	0- 1	0- 1	AWAY	1- 2	0- 0	0- 1			
0- 2	0- 0	0- 0	NEUTRAL	0- 0	0- 0	0- 2			
4- 9	0- 0	0- 0	CONFERENCE	0- 3	0- 0	4- 6			
2- 4	0- 0	0- 0	HOME	0- 1	0- 0	2- 3			
2- 5	0- 0	0- 0	AWAY	0- 2	0- 0	2- 3			
0- 0	0- 0	0- 0	NEUTRAL	0- 0	0- 0	0- 0			

RPI 1-25				RPI 26-50				RPI 51-100				RPI 101+ Team's RPI: 230			
RPI	S	Opponent	Score	RPI	S	Opponent	Score	RPI	S	Opponent	Score	RPI	S	Opponent	Score
14	A	Kentucky	57 80	27	A	Harvard	52 57	53	A	Georgia Tech	57 62	151	H	Memphis	48 42
								60	A	Wake Forest	40 51	167	N	UC Riverside	48 51
								61	H	Belmont	54 73	182	H	UAB	52 49
								87	A	Georgia	65 59	191	A	ETSU	56 61
								89	A	Chattanooga	45 51	191	H	ETSU	57 69
								89	H	Chattanooga	61 77	192	N	Hampton	57 63
								95	A	Mercer	49 59	203	A	UNCG	40 64
												203	H	UNCG	47 55
												213	H	Alabama St.	63 49
												235	H	UT Martin	69 62
												237	A	Furman	48 53
												237	H	Furman	50 54
												267	A	Wofford	55 48
												267	H	Wofford	57 54
												288	A	Western Caro.	49 42
												288	H	Western Caro.	51 50
												304	A	Rhode Island	63 78
												349	H	Alabama A&M	61 37
<hr/>															
LAST 12 Division I GAMES:															
267	A	Wofford	55 48	95	A	Mercer	49 59	237	H	Furman	50 54	267	H	Wofford	57 54
237	A	Furman	48 53	267	H	Wofford	57 54	203	A	UNCG	40 64	288	A	Western Caro.	49 42
288	H	Western Caro.	51 50	203	A	UNCG	40 64	288	A	Western Caro.	49 42	191	H	ETSU	57 69
203	H	UNCG	47 55	89	A	Chattanooga	45 51	191	H	ETSU	57 69				
89	A	Chattanooga	45 51												
191	A	ETSU	56 61												

Non-Div I Games: AUM

72 50

Samford

■ Loss, 
 ■ Non-Conf, 
 ■ S Site, 
 ■ Home 
 ■ A Away 
 N Neutral

Average RPI Win:	220	WON-LOST	WINNING	LAST 10	STRENGTH OF	OPP. STRENGTH	TEAM	ADJ.	CONF.	ADJ CONF.
Average RPI Loss:	156	RECORD	PCT. RANK	GAMES	SCHEDULE	OF SCHEDULE	RPI	RPI	RPI	RPI
DIV. I ONLY	12- 14	195	4- 6	248	170	229	229	14	14	
DIV. I NON-CONF.	6- 4	127	0- 0	247	266	179	179	13	13	
TOTALS	RPI 1-25	RPI 26-50	W-L RECORDS	RPI 51-100	RPI 101-150	RPI 150+				
12- 14	0- 0	0- 0	OVERALL	0- 4	1- 6	11- 4				
10- 5	0- 0	0- 0	HOME	0- 2	1- 2	9- 1				
2- 9	0- 0	0- 0	AWAY	0- 0	0- 0	2- 1				
0- 0	0- 0	0- 0	NEUTRAL	0- 0	0- 0	0- 0				
6- 4	0- 0	0- 0	NON-CONFERENCE	0- 1	0- 3	6- 0				
5- 1	0- 0	0- 0	HOME	0- 0	0- 1	5- 0				
1- 3	0- 0	0- 0	AWAY	0- 1	0- 2	1- 0				
0- 0	0- 0	0- 0	NEUTRAL	0- 0	0- 0	0- 0				
6- 10	0- 0	0- 0	CONFERENCE	0- 3	1- 3	5- 4				
5- 4	0- 0	0- 0	HOME	0- 2	1- 1	4- 1				
1- 6	0- 0	0- 0	AWAY	0- 1	0- 2	1- 3				
0- 0	0- 0	0- 0	NEUTRAL	0- 0	0- 0	0- 0				

RPI 1-25				RPI 26-50				RPI 51-100				RPI 101+				Team's RPI: 229	
RPI	S	Opponent	Score	RPI	S	Opponent	Score	RPI	S	Opponent	Score	RPI	S	Opponent	Score		
								77	H	Gonzaga	55 57	111	A	Arizona	59 76		
								93	A	BYU	63 81	124	H	North Dakota	61 65		
								93	H	BYU	47 65	127	A	Northern Colo.	51 54		
								96	A	Washington St.	73 83	128	A	St. Mary's (CA)	65 77		
												128	H	St. Mary's (CA)	73 71		
												146	A	San Francisco	72 81		
												146	H	San Francisco	67 82		
												154	A	Santa Clara	57 56		
												154	H	Santa Clara	60 58		
												169	A	CSUN	76 67		
												200	A	Loyola Marymount	55 63		
												200	H	Loyola Marymount	61 58		
												215	H	Seattle U	67 44		
												231	A	Pacific	64 84		
												231	H	Pacific	73 71		
												234	H	UC Santa Barbara	77 63		
												257	H	Portland	57 40		
												264	H	San Diego St.	91 53		
												290	H	Nevada	70 54		
												309	A	Pepperdine	40 57		
												309	H	Pepperdine	42 55		
												342	H	Cal St. Fullerton	103 50		
LAST 12 Division I GAMES:																	
154	H	Santa Clara	60 58	257	H	Portland	57 40	77	H	Gonzaga	55 57	146	A	San Francisco	72 81		
93	H	BYU	47 65	200	H	Loyola Marymount	61 58	93	A	BYU	63 81	154	A	Santa Clara	57 56		
309	A	Pepperdine	40 57														
231	H	Pacific	73 71														
128	A	St. Mary's (CA)	65 77														
200	A	Loyola Marymount	55 63														

Non-Div I Games:

San Diego

■ Loss, 
 ■ Non-Conf, 
 ■ S Site, 
 ■ Home 
 ■ Away 
 N Neutral

Average RPI Win:	219	WON-LOST	WINNING	LAST 10	STRENGTH OF	OPP. STRENGTH	TEAM	ADJ.	CONF.	ADJ CONF.
Average RPI Loss:	162	RECORD	PCT. RANK	GAMES	SCHEDULE	OF SCHEDULE	RPI	RPI	RPI	RPI
DIV. I ONLY	7- 16	277	2- 8	159	230	264	264	13	13	
DIV. I NON-CONF.	3- 6	230	0- 0	166	330	239	239	15	15	
TOTALS	RPI 1-25	RPI 26-50	W-L RECORDS	RPI 51-100	RPI 101-150	RPI 150+				
7- 16	0- 0	0- 1	OVERALL	2- 2	0- 4	5- 9				
5- 5	0- 0	0- 1	HOME	2- 0	0- 0	3- 4				
1- 10	0- 0	0- 0	AWAY	0- 2	0- 3	1- 5				
1- 1	0- 0	0- 0	NEUTRAL	0- 0	0- 1	1- 0				
3- 6	0- 0	0- 1	NON-CONFERENCE	0- 0	0- 2	3- 3				
1- 2	0- 0	0- 1	HOME	0- 0	0- 0	1- 1				
1- 3	0- 0	0- 0	AWAY	0- 0	0- 1	1- 2				
1- 1	0- 0	0- 0	NEUTRAL	0- 0	0- 1	1- 0				
4- 10	0- 0	0- 0	CONFERENCE	2- 2	0- 2	2- 6				
4- 3	0- 0	0- 0	HOME	2- 0	0- 0	2- 3				
0- 7	0- 0	0- 0	AWAY	0- 2	0- 2	0- 3				
0- 0	0- 0	0- 0	NEUTRAL	0- 0	0- 0	0- 0				

RPI 1-25				RPI 26-50				RPI 51-100				RPI 101+				Team's RPI: 264	
RPI	S	Opponent	Score	RPI	S	Opponent	Score	RPI	S	Opponent	Score	RPI	S	Opponent	Score		
				36	H	Michigan	57 92					43	A	UC Davis	55 75		
												69	H	Boise St.	84 77		
												88	A	UNLV	62 80		
												88	H	UNLV	87 68		
									</								

Non-Div I Games: Biola 63 48 San Diego Christian80 70

San Diego St.

## San Francisco

Through Games Of Feb. 21, 2017

Average RPI Win:	206	WON-LOST	WINNING	LAST 10	STRENGTH OF	OPP. STRENGTH	TEAM	ADJ.	CONF.	ADJ CONF.
Average RPI Loss:	141	RECORD	PCT. RANK	GAMES	SCHEDULE	OF SCHEDULE	RPI	RPI	RPI	RPI
DIV. I ONLY	15- 12	142	6- 4	188	140	146	146	14	14	
DIV. I NON-CONF.	6- 5	148	0- 0	198	173	161	161	13	13	
TOTALS	RPI 1-25	RPI 26-50	W-L RECORDS	RPI 51-100	RPI 101-150	RPI 150+				
15- 12	0- 0	0- 0	OVERALL	2- 4	1- 4	12- 4				
10- 2	0- 0	0- 0	HOME	2- 0	1- 2	7- 0				
4- 10	0- 0	0- 0	AWAY	0- 4	0- 2	4- 4				
1- 0	0- 0	0- 0	NEUTRAL	0- 0	0- 0	1- 0				
6- 5	0- 0	0- 0	NON-CONFERENCE	0- 2	1- 2	5- 1				
4- 1	0- 0	0- 0	HOME	0- 0	1- 1	3- 0				
1- 4	0- 0	0- 0	AWAY	0- 2	0- 1	1- 1				
1- 0	0- 0	0- 0	NEUTRAL	0- 0	0- 0	1- 0				
9- 7	0- 0	0- 0	CONFERENCE	2- 2	0- 2	7- 3				
6- 1	0- 0	0- 0	HOME	2- 0	0- 1	4- 0				
3- 6	0- 0	0- 0	AWAY	0- 2	0- 1	3- 3				
0- 0	0- 0	0- 0	NEUTRAL	0- 0	0- 0	0- 0				

RPI 1-25				RPI 26-50				RPI 51-100				RPI 101+				Team's RPI: 146	
RPI	S	Opponent	Score	RPI	S	Opponent	Score	RPI	S	Opponent	Score	RPI	S	Opponent	Score		
								71	A	California	52	75	101	H	UC Davis	58	78
								77	A	Gonzaga	46	61	121	H	Long Beach St.	73	71
								77	H	Gonzaga	77	72	124	A	North Dakota	63	71
								93	A	BYU	61	73	128	A	St. Mary's (CA)	72	75
								93	H	BYU	70	63	128	H	St. Mary's (CA)	62	64
								96	A	Washington St.	35	73	154	A	Santa Clara	61	74
													154	H	Santa Clara	77	68
													174	A	Fresno St.	48	61
													195	H	San Jose St.	79	71
													200	A	Loyola Marymount	79	72
													215	H	Seattle U	73	59
													229	A	San Diego	82	67
													229	H	San Diego	81	72
													231	A	Pacific	60	63
													231	H	Pacific	67	64
													257	A	Portland	75	56
													257	H	Portland	83	71
													266	A	Cal Poly	73	67
													281	H	Sacramento St.	91	80
													288	N	Western Caro.	73	52
													309	A	Pepperdine	59	81
LAST 12 Division I GAMES:																	
257	H	Portland	83	71	231	H	Pacific	67	64								
77	H	Gonzaga	77	72	128	H	St. Mary's (CA)	62	64								
93	A	BYU	61	73	229	H	San Diego	81	72								
154	A	Santa Clara	61	74	257	A	Portland	75	56								
200	A	Loyola Marymount	79	72	231	A	Pacific	60	63								
309	A	Pepperdine	59	81	93	H	BYU	70	63								

Non-Div I Games:

San Francisco

■ Loss, 
 ■ Non-Conf, 
 ■ S Site, 
 ■ Home 
 ■ A Away 
 N Neutral

Average RPI Win: 239		WON-LOST	WINNING	LAST 10	STRENGTH OF	OPP. STRENGTH	TEAM	ADJ.	CONF.	ADJ CONF.
Average RPI Loss: 105		RECORD	PCT. RANK	GAMES	SCHEDULE	OF SCHEDULE	RPI	RPI	RPI	RPI
DIV. I ONLY		9- 16	252	5- 5	107	109	195	195	13	13
DIV. I NON-CONF.		2- 9	293	0- 0	89	39	226	226	15	15
TOTALS	RPI 1-25	RPI 26-50		W-L RECORDS		RPI 51-100	RPI 101-150	RPI 150+		
9- 16	0- 1	0- 2		OVERALL		1- 5	0- 4	8- 4		
5- 5	0- 0	0- 0		HOME		0- 2	0- 2	5- 1		
4- 9	0- 0	0- 1		AWAY		1- 3	0- 1	3- 3		
0- 2	0- 1	0- 1		NEUTRAL		0- 0	0- 0	0- 0		
2- 9	0- 1	0- 2		NON-CONFERENCE		0- 1	0- 2	2- 3		
1- 2	0- 0	0- 0		HOME		0- 0	0- 1	1- 1		
1- 5	0- 0	0- 1		AWAY		0- 1	0- 1	1- 2		
0- 2	0- 1	0- 1		NEUTRAL		0- 0	0- 0	0- 0		
7- 7	0- 0	0- 0		CONFERENCE		1- 4	0- 2	6- 1		
4- 3	0- 0	0- 0		HOME		0- 2	0- 1	4- 0		
3- 4	0- 0	0- 0		AWAY		1- 2	0- 1	2- 1		
0- 0	0- 0	0- 0		NEUTRAL		0- 0	0- 0	0- 0		

RPI 1-25				RPI 26-50				RPI 51-100				RPI 101+				Team's RPI: 195	
RPI	S	Opponent	Score	RPI	S	Opponent	Score	RPI	S	Opponent	Score	RPI	S	Opponent	Score		
3	N	Mississippi St.	51 88	28	A	Arizona St.	37 82	52	A	Colorado St.	67 70	112	A	Wyoming	60 89		
				30	N	Oregon	62 91	52	H	Colorado St.	56 68	128	H	St. Mary's (CA)	64 85		
								64	A	South Dakota	69 84	139	H	New Mexico	72 82		
								69	A	Boise St.	64 86	146	A	San Francisco	71 79		
								88	A	UNLV	76 65	154	H	Santa Clara	75 64		
								88	H	UNLV	55 63	164	A	New Mexico St.	55 66		
												174	A	Fresno St.	74 88		
												174	H	Fresno St.	77 68		
												194	A	Nebraska	61 83		
												231	H	Pacific	96 99		
												264	A	San Diego St.	99 90		
												264	H	San Diego St.	81 80		
												268	A	Hawaii	77 61		
												290	H	Nevada	107 84		
												323	A	Air Force	83 67		
												323	H	Air Force	86 74		
LAST 12 Division I GAMES:																	
				323	A	Air Force	83 67	52	H	Colorado St.	56 68						
				174	H	Fresno St.	77 68	69	A	Boise St.	64 86						
				88	H	UNLV	55 63	112	A	Wyoming	60 89						
				264	A	San Diego St.	99 90	323	H	Air Force	86 74						
				139	H	New Mexico	72 82	264	H	San Diego St.	81 80						
				88	A	UNLV	76 65	174	A	Fresno St.	74 88						

Non-Div I Games:	Stanislaus St.	90	85
------------------	----------------	----	----

San Jose St.

Loss, Non-Conf, S Site, H Home A Away N Neutral

Santa Clara

Through Games Of Feb. 21, 2017

Average RPI Win:	199	WON-LOST	WINNING	LAST 10	STRENGTH OF	OPP. STRENGTH	TEAM	ADJ.	CONF.	ADJ CONF.
Average RPI Loss:	122	RECORD	PCT. RANK	GAMES	SCHEDULE	OF SCHEDULE	RPI	RPI	RPI	RPI
DIV. I ONLY	12- 14	195	4- 4	93	164	154	154	14	14	
DIV. I NON-CONF.	4- 6	209	0- 1	21	139	99	99	13	13	
TOTALS	RPI 1-25	RPI 26-50	W-L RECORDS	RPI 51-100	RPI 101-150	RPI 150+				
12- 14	0- 0	1- 1	OVERALL	1- 7	1- 2	9- 4				
7- 3	0- 0	0- 0	HOME	1- 2	1- 0	5- 1				
3- 8	0- 0	0- 0	AWAY	0- 0	0- 0	3- 0				
2- 3	0- 0	1- 1	NEUTRAL	0- 2	0- 0	1- 0				
4- 6	0- 0	1- 1	NON-CONFERENCE	0- 4	0- 0	3- 1				
1- 1	0- 0	0- 0	HOME	0- 1	0- 0	1- 0				
1- 2	0- 0	0- 0	AWAY	0- 1	0- 0	1- 1				
2- 3	0- 0	1- 1	NEUTRAL	0- 2	0- 0	1- 0				
8- 8	0- 0	0- 0	CONFERENCE	1- 3	1- 2	6- 3				
6- 2	0- 0	0- 0	HOME	1- 1	1- 0	4- 1				
2- 6	0- 0	0- 0	AWAY	0- 2	0- 2	2- 2				
0- 0	0- 0	0- 0	NEUTRAL	0- 0	0- 0	0- 0				

RPI S	Opponent	Score	RPI S	Opponent	Score	RPI S	Opponent	Score	RPI S	Opponent	Score	Team's RPI: 154
34 N	South Fla.	54 63	39 N	Marquette	65 62	66 H	Northwestern	75 87	128 A	St. Mary's (CA)	53 55	
						71 A	California	58 73	146 A	San Francisco	68 77	
						73 N	Oklahoma St.	53 67	146 H	San Francisco	74 61	
						77 A	Gonzaga	39 51	152 H	Idaho St.	82 78	
						77 H	Gonzaga	49 50	164 N	New Mexico St.	60 46	
						83 N	Montana St.	50 77	195 A	San Jose St.	64 75	
						93 A	BYU	66 72	200 A	Loyola Marymount	50 61	
						93 H	BYU	64 63	200 H	Loyola Marymount	71 64	
									229 A	San Diego	58 60	
									229 H	San Diego	56 57	
									231 H	Pacific	68 51	
									234 A	UC Santa Barbara	69 58	
									257 A	Portland	56 44	
									257 H	Portland	68 56	
									309 A	Pepperdine	69 48	
									309 H	Pepperdine	61 40	
LAST 12 Division I GAMES:												
34 N	South Fla.	54 63	257 H	Portland	68 56							
229 A	San Diego	58 60	128 A	St. Mary's (CA)	53 55							
309 A	Pepperdine	69 48	93 A	BYU	66 72							
231 H	Pacific	68 51	200 A	Loyola Marymount	50 61							
146 H	San Francisco	74 61	77 A	Gonzaga	39 51							
77 H	Gonzaga	49 50	309 H	Pepperdine	61 40							

Non-Div I Games: UC Santa Cruz 85 39

Santa Clara

Loss, Non-Conf, S Site, H Home A Away N Neutral



Average RPI Win:	286	WON-LOST	WINNING	LAST 10	STRENGTH OF	OPP. STRENGTH	TEAM	ADJ.	CONF.	ADJ CONF.
Average RPI Loss:	173	RECORD	PCT. RANK	GAMES	SCHEDULE	OF SCHEDULE	RPI	RPI	RPI	RPI
DIV. I ONLY	8- 16	260	6- 3	233	305	286	286	32	32	
DIV. I NON-CONF.	1- 10	325	0- 0	75	61	282	282	31	31	
TOTALS	RPI 1-25	RPI 26-50	W-L RECORDS	RPI 51-100	RPI 101-150	RPI 150+				
8- 16	0- 2	0- 1	OVERALL	0- 3	0- 0	8- 10				
6- 6	0- 1	0- 0	HOME	0- 1	0- 0	6- 4				
2- 10	0- 1	0- 1	AWAY	0- 2	0- 0	2- 6				
0- 0	0- 0	0- 0	NEUTRAL	0- 0	0- 0	0- 0				
1- 10	0- 2	0- 1	NON-CONFERENCE	0- 3	0- 0	1- 4				
1- 4	0- 1	0- 0	HOME	0- 1	0- 0	1- 2				
0- 6	0- 1	0- 1	AWAY	0- 2	0- 0	0- 2				
0- 0	0- 0	0- 0	NEUTRAL	0- 0	0- 0	0- 0				
7- 6	0- 0	0- 0	CONFERENCE	0- 0	0- 0	7- 6				
5- 2	0- 0	0- 0	HOME	0- 0	0- 0	5- 2				
2- 4	0- 0	0- 0	AWAY	0- 0	0- 0	2- 4				
0- 0	0- 0	0- 0	NEUTRAL	0- 0	0- 0	0- 0				

RPI 1-25				RPI 26-50				RPI 51-100				RPI 101+ Team's RPI: 286			
RPI	S	Opponent	Score	RPI	S	Opponent	Score	RPI	S	Opponent	Score	RPI	S	Opponent	Score
4	H	South Carolina	30 70	42	A	Auburn	46 75	59	A	Iowa St.	51 74	192	A	Hampton	46 75
7	A	Washington	36 87					94	H	Jacksonville	40 55	192	H	Hampton	55 51
								97	A	FGCU	40 89	193	H	Bethune-Cookman	31 38
												207	A	Seton Hall	60 74
												213	H	Alabama St.	54 39
												228	H	Ga. Southern	45 50
												244	A	Howard	49 55
												245	A	UMES	59 58
												248	H	Jacksonville St.	57 64
												272	A	Norfolk St.	55 61
												272	H	Norfolk St.	59 53
												275	H	Coppin St.	47 59
												276	A	Kennesaw St.	60 72
												333	A	Morgan St.	43 50
												333	H	Morgan St.	66 62
												335	H	Florida A&M	56 52
												347	A	South Carolina St.	60 49
												348	H	Delaware St.	64 57
LAST 12 Division I GAMES:															
275	H	Coppin St.	47 59	348	H	Delaware St.	64 57								
333	A	Morgan St.	43 50	333	H	Morgan St.	66 62								
272	H	Norfolk St.	59 53	347	A	South Carolina St.	60 49								
192	H	Hampton	55 51	335	H	Florida A&M	56 52								
245	A	UMES	59 58	192	A	Hampton	46 75								
244	A	Howard	49 55	272	A	Norfolk St.	55 61								

Non-Div I Games: Columbia (SC) 68 52 Allen 91 48

Savannah St.

Loss, Non-Conf, S Site, H Home A Away N Neutral

Average RPI Win:	295	WON-LOST	WINNING	LAST 10	STRENGTH OF	OPP. STRENGTH	TEAM	ADJ.	CONF.	ADJ CONF.
Average RPI Loss:	140	RECORD	PCT. RANK	GAMES	SCHEDULE	OF SCHEDULE	RPI	RPI	RPI	RPI
DIV. I ONLY	12- 14	195	8- 2	238	282	215	215	29	29	
DIV. I NON-CONF.	3- 12	288	0- 1	132	244	275	275	29	29	
TOTALS	RPI 1-25	RPI 26-50	W-L RECORDS	RPI 51-100	RPI 101-150	RPI 150+				
12- 14	0- 1	0- 0	OVERALL	0- 4	0- 2	12- 7				
6- 5	0- 1	0- 0	HOME	0- 0	0- 1	6- 3				
6- 9	0- 0	0- 0	AWAY	0- 4	0- 1	6- 4				
0- 0	0- 0	0- 0	NEUTRAL	0- 0	0- 0	0- 0				
3- 12	0- 1	0- 0	NON-CONFERENCE	0- 4	0- 2	3- 5				
2- 5	0- 1	0- 0	HOME	0- 0	0- 1	2- 3				
1- 7	0- 0	0- 0	AWAY	0- 4	0- 1	1- 2				
0- 0	0- 0	0- 0	NEUTRAL	0- 0	0- 0	0- 0				
9- 2	0- 0	0- 0	CONFERENCE	0- 0	0- 0	9- 2				
4- 0	0- 0	0- 0	HOME	0- 0	0- 0	4- 0				
5- 2	0- 0	0- 0	AWAY	0- 0	0- 0	5- 2				
0- 0	0- 0	0- 0	NEUTRAL	0- 0	0- 0	0- 0				

RPI 1-25				RPI 26-50				RPI 51-100				RPI 101+ Team's RPI: 215			
RPI	S	Opponent	Score	RPI	S	Opponent	Score	RPI	S	Opponent	Score	RPI	S	Opponent	Score
7	H	Washington	64 94					52	A	Colorado St.	62 66	125	H	Idaho	64 68
								69	A	Boise St.	68 73	146	A	San Francisco	59 73
								83	A	Montana St.	56 75	164	A	New Mexico St.	69 73
								92	A	SMU	43 77	167	A	UC Riverside	54 58
												169	H	CSUN	64 68
												200	H	Loyola Marymount	59 62
												218	A	Grand Canyon	77 82
												218	H	Grand Canyon	86 60
												229	A	San Diego	44 67
												234	H	UC Santa Barbara	58 53
												236	H	Portland St.	71 79
												251	A	UTRGV	67 54
												278	A	CSU Bakersfield	63 52
												278	H	CSU Bakersfield	54 47
												311	A	Denver	75 72
												319	A	UMKC	75 65
												319	H	UMKC	74 52
												330	H	Montana	60 44
												331	A	Utah Valley	69 51
												337	A	Chicago St.	64 51
												337	H	Chicago St.	82 53
LAST 12 Division I GAMES:															
278	A	CSU Bakersfield	63 52	164	A	New Mexico St.	69 73								
218	A	Grand Canyon	77 82	218	H	Grand Canyon	86 60								
319	H	UMKC	74 52	337	A	Chicago St.	64 51								
337	H	Chicago St.	82 53	319	A	UMKC	75 65								
331	A	Utah Valley	69 51	278	H	CSU Bakersfield	54 47								
251	A	UTRGV	67 54	169	H	CSUN	64 68								

Non-Div I Games:

Seattle U

■ Loss, 
■ Non-Conf, 
■ S Site, 
■ Home 
■ Away 
N Neutral

Average RPI Win: <b>199</b>	WON-LOST	WINNING	LAST 10	STRENGTH OF	OPP. STRENGTH	TEAM	ADJ.	CONF.	ADJ CONF.
Average RPI Loss: <b>87</b>	RECORD	PCT. RANK	GAMES	SCHEDULE	OF SCHEDULE	RPI	RPI	RPI	RPI
DIV. I ONLY	11- 17	236	3- 7	126	73	207	207	7	7
DIV. I NON-CONF.	7- 4	114	0- 0	246	157	162	162	7	7
TOTALS	RPI 1-25	RPI 26-50	W-L RECORDS	RPI 51-100	RPI 101-150	RPI 150+			
11- 17	0- 4	0- 2	OVERALL	2- 5	1- 2	8- 4			
10- 6	0- 2	0- 1	HOME	2- 2	1- 1	7- 0			
1- 11	0- 2	0- 1	AWAY	0- 3	0- 1	1- 4			
0- 0	0- 0	0- 0	NEUTRAL	0- 0	0- 0	0- 0			
7- 4	0- 0	0- 0	NON-CONFERENCE	1- 1	1- 2	5- 1			
6- 1	0- 0	0- 0	HOME	1- 0	1- 1	4- 0			
1- 3	0- 0	0- 0	AWAY	0- 1	0- 1	1- 1			
0- 0	0- 0	0- 0	NEUTRAL	0- 0	0- 0	0- 0			
4- 13	0- 4	0- 2	CONFERENCE	1- 4	0- 0	3- 3			
4- 5	0- 2	0- 1	HOME	1- 2	0- 0	3- 0			
0- 8	0- 2	0- 1	AWAY	0- 2	0- 0	0- 3			
0- 0	0- 0	0- 0	NEUTRAL	0- 0	0- 0	0- 0			

RPI 1-25				RPI 26-50				RPI 51-100				RPI 101+ Team's RPI: 207			
RPI	S	Opponent	Score	RPI	S	Opponent	Score	RPI	S	Opponent	Score	RPI	S	Opponent	Score
17	A	DePaul	60 <b>86</b>	39	A	Marquette	60 <b>103</b>	55	A	Villanova	52 <b>69</b>	104	H	UT Arlington	61 <b>86</b>
17	H	DePaul	65 <b>96</b>	39	H	Marquette	77 <b>83</b>	55	H	Villanova	52 <b>87</b>	109	H	Rider	89 81
19	A	Creighton	44 <b>61</b>					58	A	Georgetown	58 <b>77</b>	110	A	Princeton	67 <b>94</b>
19	H	Creighton	60 <b>70</b>					58	H	Georgetown	60 <b>77</b>	170	H	Boston College	71 66
								60	H	Wake Forest	70 63	178	A	Providence	57 <b>74</b>
								67	A	Minnesota	57 <b>90</b>	178	H	Providence	55 43
								72	H	St. John's (NY)	64 59	186	A	Xavier	64 <b>72</b>
												186	H	Xavier	71 62
												212	A	Rutgers	45 <b>53</b>
												226	A	Marist	76 63
												250	A	Butler	58 <b>79</b>
												250	H	Butler	65 63
												286	H	Savannah St.	74 60
												318	H	Central Conn. St.	78 70
												334	H	LIU Brooklyn	77 59
LAST 12 Division I GAMES:															
178	A	Providence	57 <b>74</b>	250	H	Butler	65 63								
19	A	Creighton	44 <b>61</b>	186	H	Xavier	71 62								
55	H	Villanova	52 <b>87</b>	19	H	Creighton	60 <b>70</b>								
58	H	Georgetown	60 <b>77</b>	178	H	Providence	55 43								
17	A	DePaul	60 <b>86</b>	58	A	Georgetown	58 <b>77</b>								
39	A	Marquette	60 <b>103</b>	55	A	Villanova	52 <b>69</b>								

Non-Div I Games:

Seton Hall

■ Loss, 
 ■ Non-Conf, 
 ■ S Site, 
 ■ H Home 
 ■ A Away 
 N Neutral

Average RPI Win: <b>237</b>	WON-LOST	WINNING	LAST 10	STRENGTH OF	OPP. STRENGTH	TEAM	ADJ.	CONF.	ADJ CONF.
Average RPI Loss: <b>124</b>	RECORD	PCT. RANK	GAMES	SCHEDULE	OF SCHEDULE	RPI	RPI	RPI	RPI
DIV. I ONLY	<b>12- 15</b>	<b>206</b>	<b>7- 3</b>	<b>115</b>	<b>220</b>	<b>179</b>	<b>179</b>	<b>18</b>	<b>18</b>
DIV. I NON-CONF.	<b>1- 8</b>	<b>314</b>	<b>0- 0</b>	<b>27</b>	<b>187</b>	<b>248</b>	<b>248</b>	<b>17</b>	<b>17</b>
TOTALS	RPI 1-25	RPI 26-50	W-L RECORDS	RPI 51-100	RPI 101-150	RPI 150+			
12- 15	0- 0	0- 4	OVERALL	0- 2	1- 3	11- 6			
7- 6	0- 0	0- 2	HOME	0- 1	0- 1	7- 2			
5- 9	0- 0	0- 2	AWAY	0- 1	1- 2	4- 4			
0- 0	0- 0	0- 0	NEUTRAL	0- 0	0- 0	0- 0			
1- 8	0- 0	0- 2	NON-CONFERENCE	0- 2	0- 1	1- 3			
1- 3	0- 0	0- 1	HOME	0- 1	0- 0	1- 1			
0- 5	0- 0	0- 1	AWAY	0- 1	0- 1	0- 2			
0- 0	0- 0	0- 0	NEUTRAL	0- 0	0- 0	0- 0			
11- 7	0- 0	0- 2	CONFERENCE	0- 0	1- 2	10- 3			
6- 3	0- 0	0- 1	HOME	0- 0	0- 1	6- 1			
5- 4	0- 0	0- 1	AWAY	0- 0	1- 1	4- 2			
0- 0	0- 0	0- 0	NEUTRAL	0- 0	0- 0	0- 0			

RPI S	Opponent	Score	RPI S	Opponent	Score	RPI S	Opponent	Score	RPI S	Opponent	Score	Team's RPI: 179
27	H Harvard	58 <b>65</b>	70	H New Hampshire	67 <b>77</b>	109	A Rider	70 <b>72</b>				
31	A Syracuse	65 <b>102</b>	97	A FGCU	42 <b>66</b>	109	H Rider	61 <b>62</b>				
43	A Quinnipiac	47 <b>73</b>				142	A Albany (NY)	86 <b>88</b>				
43	H Quinnipiac	60 <b>76</b>				143	A Iona	58 46				
						153	A Northeastern	50 <b>61</b>				
						172	H Hartford	76 <b>80</b>				
						183	A Fairfield	57 <b>61</b>				
						183	H Fairfield	67 52				
						198	A Sacred Heart	58 <b>62</b>				
						225	A Monmouth	91 86				
						225	H Monmouth	85 76				
						226	A Marist	69 68				
						226	H Marist	59 <b>70</b>				
						242	A Niagara	70 68				
						242	H Niagara	71 53				
						253	H Colgate	71 63				
						260	A Canisius	77 67				
						260	H Canisius	67 42				
						263	A Manhattan	66 <b>68</b>				
						263	H Manhattan	67 62				
						325	H Saint Peter's	80 55				
LAST 12 Division I GAMES:												
260	A Canisius	77 67	225	A Monmouth	91 86							
242	A Niagara	70 68	260	H Canisius	67 42							
43	H Quinnipiac	60 <b>76</b>	226	A Marist	69 68							
263	H Manhattan	67 62	325	H Saint Peter's	80 55							
109	A Rider	70 <b>72</b>	225	H Monmouth	85 76							
226	H Marist	59 <b>70</b>	143	A Iona	58 46							

Non-Div I Games:

Siena

■ Loss, 
 ■ Non-Conf, 
 ■ S Site, 
 ■ H Home 
 ■ A Away 
 N Neutral

Average RPI Win:	248	WON-LOST	WINNING	LAST 10	STRENGTH OF	OPP. STRENGTH	TEAM	ADJ.	CONF.	ADJ CONF.
Average RPI Loss:	150	RECORD	PCT. RANK	GAMES	SCHEDULE	OF SCHEDULE	RPI	RPI	RPI	RPI
DIV. I ONLY	7- 16	277	2- 8	158	247	241	241	21	21	
DIV. I NON-CONF.	3- 6	230	0- 0	91	207	189	189	19	19	
TOTALS	RPI 1-25	RPI 26-50	W-L RECORDS	RPI 51-100	RPI 101-150	RPI 150+				
7- 16	0- 0	0- 2	OVERALL	0- 2	0- 5	7- 7				
2- 8	0- 0	0- 1	HOME	0- 0	0- 3	2- 4				
4- 7	0- 0	0- 1	AWAY	0- 1	0- 2	4- 3				
1- 1	0- 0	0- 0	NEUTRAL	0- 1	0- 0	1- 0				
3- 6	0- 0	0- 1	NON-CONFERENCE	0- 2	0- 2	3- 1				
1- 2	0- 0	0- 1	HOME	0- 0	0- 1	1- 0				
1- 3	0- 0	0- 0	AWAY	0- 1	0- 1	1- 1				
1- 1	0- 0	0- 0	NEUTRAL	0- 1	0- 0	1- 0				
4- 10	0- 0	0- 1	CONFERENCE	0- 0	0- 3	4- 6				
1- 6	0- 0	0- 0	HOME	0- 0	0- 2	1- 4				
3- 4	0- 0	0- 1	AWAY	0- 0	0- 1	3- 2				
0- 0	0- 0	0- 0	NEUTRAL	0- 0	0- 0	0- 0				

RPI S	Opponent	Score	RPI S	Opponent	Score	RPI S	Opponent	Score	RPI S	Opponent	Score	Team's RPI: 241
37	H North Carolina St.	31 74	81	N Florida	33 85	104	H UT Arlington	49 73				
48	A Little Rock	54 71	94	A Jacksonville	55 62	105	A Troy	71 75				
						105	H Troy	57 73				
						114	A UCF	58 70				
						126	H Southern Miss.	48 57				
						158	A Louisiana	38 62				
						171	H Texas St.	44 57				
						182	A UAB	41 66				
						202	A New Orleans	65 62				
						208	H Appalachian St.	54 41				
						227	H Southern U.	55 48				
						228	A Ga. Southern	55 46				
						228	H Ga. Southern	45 53				
						247	A Georgia St.	77 47				
						247	H Georgia St.	45 55				
						271	H Coastal Caro.	45 61				
						298	N North Florida	62 55				
						324	A Arkansas St.	53 56				
						329	A La.-Monroe	74 44				
LAST 12 Division I GAMES:												
208	H Appalachian St.	54 41	247	H Georgia St.	45 55							
271	H Coastal Caro.	45 61	48	A Little Rock	54 71							
329	A La.-Monroe	74 44	324	A Arkansas St.	53 56							
158	A Louisiana	38 62	171	H Texas St.	44 57							
105	A Troy	71 75	104	H UT Arlington	49 73							
228	H Ga. Southern	45 53	247	A Georgia St.	77 47							

Non-Div I Games: Spring Hill 38 33 William Carey 62 39

South Ala.

Loss, Non-Conf, S Site, H Home A Away N Neutral

# South Carolina

Through Games Of Feb. 21, 2017

Average RPI Win:	93	WON-LOST	WINNING	LAST 10	STRENGTH OF	OPP. STRENGTH	TEAM	ADJ.	CONF.	ADJ CONF.
Average RPI Loss:	13	RECORD	PCT. RANK	GAMES	SCHEDULE	OF SCHEDULE	RPI	RPI	RPI	RPI
DIV. I ONLY	22- 4	11	7- 3	8	1	4	4	2	2	
DIV. I NON-CONF.	10- 2	32	0- 1	12	2	3	3	2	2	
TOTALS	RPI 1-25	RPI 26-50	W-L RECORDS	RPI 51-100	RPI 101-150	RPI 150+				
22- 4	6- 4	3- 0	OVERALL	5- 0	5- 0	3- 0				
12- 1	2- 1	1- 0	HOME	3- 0	4- 0	2- 0				
9- 3	3- 3	2- 0	AWAY	2- 0	1- 0	1- 0				
1- 0	1- 0	0- 0	NEUTRAL	0- 0	0- 0	0- 0				
10- 2	4- 2	0- 0	NON-CONFERENCE	1- 0	2- 0	3- 0				
6- 0	1- 0	0- 0	HOME	1- 0	2- 0	2- 0				
3- 2	2- 2	0- 0	AWAY	0- 0	0- 0	1- 0				
1- 0	1- 0	0- 0	NEUTRAL	0- 0	0- 0	0- 0				
12- 2	2- 2	3- 0	CONFERENCE	4- 0	3- 0	0- 0				
6- 1	1- 1	1- 0	HOME	2- 0	2- 0	0- 0				
6- 1	1- 1	2- 0	AWAY	2- 0	1- 0	0- 0				
0- 0	0- 0	0- 0	NEUTRAL	0- 0	0- 0	0- 0				

RPI	S	Opponent	Score	RPI	S	Opponent	Score	RPI	S	Opponent	Score	RPI	S	Opponent	Score
1	A	UConn	55 66	29	A	LSU	84 61	67	H	Minnesota	98 58	108	H	Clemson	83 61
3	H	Mississippi St.	64 61	42	A	Auburn	73 47	81	A	Florida	81 62	116	H	Ole Miss	65 46
7	A	Duke	63 74	42	H	Auburn	60 41	87	A	Georgia	62 44	122	H	Alabama	93 45
10	A	Texas	76 67					87	H	Georgia	66 63	141	H	Maine	79 42
12	H	UCLA	66 57					91	H	Vanderbilt	82 51	143	A	Arkansas	79 49
13	N	Louisville	83 59									192	H	Hampton	92 38
14	A	Kentucky	75 63									286	A	Savannah St.	70 30
22	H	Tennessee	74 76									325	H	Saint Peter's	93 38
23	A	Missouri	60 62												
25	A	Ohio St.	92 80												
LAST 12 Division I GAMES:															
23	A	Missouri	60 62	22	H	Tennessee	74 76								
91	H	Vanderbilt	82 51	87	A	Georgia	62 44								
1	A	UConn	55 66	3	H	Mississippi St.	64 61								
42	H	Auburn	60 41	116	H	Ole Miss	65 46								
143	A	Arkansas	79 49	29	A	LSU	84 61								
14	A	Kentucky	75 63	87	H	Georgia	66 63								

Non-Div I Games:

South Carolina

Loss, Non-Conf, S Site, H Home A Away N Neutral

Average RPI Win:	305	WON-LOST	WINNING	LAST 10	STRENGTH OF	OPP. STRENGTH	TEAM	ADJ.	CONF.	ADJ CONF.
Average RPI Loss:	241	RECORD	PCT. RANK	GAMES	SCHEDULE	OF SCHEDULE	RPI	RPI	RPI	RPI
DIV. I ONLY	3- 20	331	2- 8	347	327	347	347	32	32	
DIV. I NON-CONF.	1- 8	314	0- 0	338	205	345	345	31	31	
TOTALS	RPI 1-25	RPI 26-50	W-L RECORDS	RPI 51-100	RPI 101-150	RPI 150+				
3- 20	0- 0	0- 0	OVERALL	0- 1	0- 2	3- 17				
1- 7	0- 0	0- 0	HOME	0- 0	0- 0	1- 7				
2- 12	0- 0	0- 0	AWAY	0- 1	0- 2	2- 9				
0- 1	0- 0	0- 0	NEUTRAL	0- 0	0- 0	0- 1				
1- 8	0- 0	0- 0	NON-CONFERENCE	0- 1	0- 2	1- 5				
0- 1	0- 0	0- 0	HOME	0- 0	0- 0	0- 1				
1- 6	0- 0	0- 0	AWAY	0- 1	0- 2	1- 3				
0- 1	0- 0	0- 0	NEUTRAL	0- 0	0- 0	0- 1				
2- 12	0- 0	0- 0	CONFERENCE	0- 0	0- 0	2- 12				
1- 6	0- 0	0- 0	HOME	0- 0	0- 0	1- 6				
1- 6	0- 0	0- 0	AWAY	0- 0	0- 0	1- 6				
0- 0	0- 0	0- 0	NEUTRAL	0- 0	0- 0	0- 0				

RPI 1-25			RPI 26-50			RPI 51-100			RPI 101+			Team's RPI: 347		
RPI	S	Opponent	Score	RPI	S	Opponent	Score	RPI	S	Opponent	Score			
								87	A	Georgia	50	64		
										107	A	North Carolina	49	82
										108	A	Clemson	36	56
										192	A	Hampton	46	80
										192	H	Hampton	50	51
										193	H	Bethune-Cookman	34	64
										228	A	Ga. Southern	58	74
										244	A	Howard	57	75
										245	A	UMES	67	60
										265	A	Charleston So.	62	67
										267	A	Wofford	65	66
										271	N	Coastal Caro.	54	63
										272	A	Norfolk St.	68	83
										272	H	Norfolk St.	53	68
										275	A	Coppin St.	54	70
										275	H	Coppin St.	63	66
										284	A	N.C. A&T	54	66
										286	H	Savannah St.	49	60
										316	H	USC Upstate	67	73
										333	H	Morgan St.	50	46
										336	A	Winthrop	63	55
										340	A	N.C. Central	41	52
										348	H	Delaware St.	70	72
LAST 12 Division I GAMES:														
				275	H	Coppin St.	63	66		244	A	Howard	57	75
				272	A	Norfolk St.	68	83		245	A	UMES	67	60
				284	A	N.C. A&T	54	66		192	A	Hampton	46	80
				340	A	N.C. Central	41	52		333	H	Morgan St.	50	46
				192	H	Hampton	50	51		348	H	Delaware St.	70	72
				272	H	Norfolk St.	53	68		286	H	Savannah St.	49	60

Non-Div I Games: St. Andrews 72 35 Morris 85 57

South Carolina St.

■ Loss, 
 ■ Non-Conf, 
 ■ S Site, 
 ■ Home 
 ■ A Away 
 N Neutral

# South Dakota

Through Games Of Feb. 21, 2017

Average RPI Win:	191	WON-LOST	WINNING	LAST 10	STRENGTH OF	OPP. STRENGTH	TEAM	ADJ.	CONF.	ADJ CONF.
Average RPI Loss:	131	RECORD	PCT. RANK	GAMES	SCHEDULE	OF SCHEDULE	RPI	RPI	RPI	RPI
DIV. I ONLY	20- 5	22	8- 2	223	115	64	64	11	11	
DIV. I NON-CONF.	9- 2	37	0- 0	154	128	40	40	10	10	
TOTALS	RPI 1-25	RPI 26-50	W-L RECORDS	RPI 51-100	RPI 101-150	RPI 150+				
20- 5	0- 0	1- 1	OVERALL	2- 1	5- 2	12- 1				
10- 1	0- 0	1- 0	HOME	1- 1	3- 0	5- 0				
7- 4	0- 0	0- 1	AWAY	0- 0	2- 2	5- 1				
3- 0	0- 0	0- 0	NEUTRAL	1- 0	0- 0	2- 0				
9- 2	0- 0	0- 0	NON-CONFERENCE	1- 0	1- 2	7- 0				
3- 0	0- 0	0- 0	HOME	0- 0	1- 0	2- 0				
3- 2	0- 0	0- 0	AWAY	0- 0	0- 2	3- 0				
3- 0	0- 0	0- 0	NEUTRAL	1- 0	0- 0	2- 0				
11- 3	0- 0	1- 1	CONFERENCE	1- 1	4- 0	5- 1				
7- 1	0- 0	1- 0	HOME	1- 1	2- 0	3- 0				
4- 2	0- 0	0- 1	AWAY	0- 0	2- 0	2- 1				
0- 0	0- 0	0- 0	NEUTRAL	0- 0	0- 0	0- 0				

RPI S	Opponent	Score	RPI S	Opponent	Score	RPI S	Opponent	Score	RPI S	Opponent	Score
32	A South Dakota St.	58 70	32	H South Dakota St.	65 62	65	H IUPUI	75 62	106	H SFA	80 74
32	H South Dakota St.	65 62	78	H Western Ill.	78 86	82	N Northern Ill.	97 83	112	A Wyoming	62 69
									143	A Arkansas	67 70
									148	A Oral Roberts	69 47
									148	H Oral Roberts	79 50
									149	A Omaha	60 52
									149	H Omaha	91 56
									159	A Tulsa	71 68
									167	A UC Riverside	61 55
									184	N Southern Ill.	68 57
									189	H Illinois	77 68
									195	H San Jose St.	84 69
									204	N SIUE	75 68
									278	A CSU Bakersfield	75 60
									289	A North Dakota St.	73 83
									289	H North Dakota St.	80 48
									311	A Denver	53 44
									311	H Denver	70 64
									322	A Fort Wayne	82 55
									322	H Fort Wayne	87 59
LAST 12 Division I GAMES:											
149	H Omaha	91 56	289	H North Dakota St.	80 48						
148	H Oral Roberts	79 50	322	H Fort Wayne	87 59						
322	A Fort Wayne	82 55	149	A Omaha	60 52						
32	A South Dakota St.	58 70	148	A Oral Roberts	69 47						
311	A Denver	53 44	65	H IUPUI	75 62						
78	H Western Ill.	78 86	289	A North Dakota St.	73 83						

Non-Div I Games: Concordia-St. Paul 83 58 Northwestern (IA) 100 57

South Dakota

Loss, Non-Conf, S Site, H Home A Away N Neutral



Average RPI Win:	174	WON-LOST	WINNING	LAST 10	STRENGTH OF	OPP. STRENGTH	TEAM	ADJ.	CONF.	ADJ CONF.
Average RPI Loss:	60	RECORD	PCT. RANK	GAMES	SCHEDULE	OF SCHEDULE	RPI	RPI	RPI	RPI
DIV. I ONLY	20- 7	50	7- 3	67	113	32	32	11	11	
DIV. I NON-CONF.	9- 3	63	0- 0	23	45	11	11	10	10	
TOTALS	RPI 1-25	RPI 26-50	W-L RECORDS	RPI 51-100	RPI 101-150	RPI 150+				
20- 7	1- 2	2- 1	OVERALL	4- 3	4- 1	9- 0				
11- 1	1- 0	1- 1	HOME	3- 0	2- 0	4- 0				
8- 6	0- 2	1- 0	AWAY	1- 3	2- 1	4- 0				
1- 0	0- 0	0- 0	NEUTRAL	0- 0	0- 0	1- 0				
9- 3	1- 2	2- 1	NON-CONFERENCE	1- 0	1- 0	4- 0				
4- 1	1- 0	1- 1	HOME	0- 0	0- 0	2- 0				
4- 2	0- 2	1- 0	AWAY	1- 0	1- 0	1- 0				
1- 0	0- 0	0- 0	NEUTRAL	0- 0	0- 0	1- 0				
11- 4	0- 0	0- 0	CONFERENCE	3- 3	3- 1	5- 0				
7- 0	0- 0	0- 0	HOME	3- 0	2- 0	2- 0				
4- 4	0- 0	0- 0	AWAY	0- 3	1- 1	3- 0				
0- 0	0- 0	0- 0	NEUTRAL	0- 0	0- 0	0- 0				

RPI 1-25				RPI 26-50				Team's RPI: 32	RPI 51-100				RPI 101+			
RPI	S	Opponent	Score	RPI	S	Opponent	Score		RPI	S	Opponent	Score	RPI	S	Opponent	Score
13	A	Louisville	30 83	33	H	Green Bay	43 67		62	A	UNI	61 50	124	A	North Dakota	83 72
15	A	Oklahoma	60 74	46	H	George Washington	60 55		64	A	South Dakota	62 65	148	A	Oral Roberts	78 57
19	H	Creighton	63 56	47	A	Iowa	66 64		64	H	South Dakota	70 58	148	H	Oral Roberts	82 35
									65	A	IUPUI	59 64	149	A	Omaha	82 83
									65	H	IUPUI	68 49	149	H	Omaha	76 64
									78	A	Western Ill.	77 83	199	A	Wichita St.	78 58
									78	H	Western Ill.	73 58	204	H	SIUE	82 49
													254	H	Ark.-Pine Bluff	103 45
													289	A	North Dakota St.	69 66
													289	H	North Dakota St.	70 44
													311	A	Denver	72 63
													322	A	Fort Wayne	76 59
													322	H	Fort Wayne	73 51
													330	N	Montana	84 43
LAST 12 Division I GAMES:																
322	A	Fort Wayne	76 59	149	A	Omaha	82 83									
78	A	Western Ill.	77 83	78	H	Western Ill.	73 58									
65	A	IUPUI	59 64	311	A	Denver	72 63									
148	H	Oral Roberts	82 35	148	A	Oral Roberts	78 57									
64	H	South Dakota	70 58	65	H	IUPUI	68 49									
289	H	North Dakota St.	70 44	149	H	Omaha	76 64									

Non-Div I Games:

South Dakota St.

■ Loss, 
 ■ Non-Conf, S Site, 
 ■ Home 
 ■ Away 
 N Neutral

Average RPI Win:	151	WON-LOST	WINNING	LAST 10	STRENGTH OF	OPP. STRENGTH	TEAM	ADJ.	CONF.	ADJ CONF.
Average RPI Loss:	71	RECORD	PCT. RANK	GAMES	SCHEDULE	OF SCHEDULE	RPI	RPI	RPI	RPI
DIV. I ONLY	21- 6	29	6- 4	69	70	34	34	5	5	
DIV. I NON-CONF.	11- 2	23	0- 1	144	133	57	57	5	5	
TOTALS	RPI 1-25	RPI 26-50	W-L RECORDS	RPI 51-100	RPI 101-150	RPI 150+				
21- 6	1- 3	2- 0	OVERALL	4- 0	3- 2	11- 1				
10- 3	0- 2	1- 0	HOME	1- 0	2- 1	6- 0				
7- 2	1- 1	1- 0	AWAY	1- 0	0- 0	4- 1				
4- 1	0- 0	0- 0	NEUTRAL	2- 0	1- 1	1- 0				
11- 2	0- 1	0- 0	NON-CONFERENCE	3- 0	2- 1	6- 0				
5- 1	0- 1	0- 0	HOME	1- 0	1- 0	3- 0				
2- 0	0- 0	0- 0	AWAY	0- 0	0- 0	2- 0				
4- 1	0- 0	0- 0	NEUTRAL	2- 0	1- 1	1- 0				
10- 4	1- 2	2- 0	CONFERENCE	1- 0	1- 1	5- 1				
5- 2	0- 1	1- 0	HOME	0- 0	1- 1	3- 0				
5- 2	1- 1	1- 0	AWAY	1- 0	0- 0	2- 1				
0- 0	0- 0	0- 0	NEUTRAL	0- 0	0- 0	0- 0				

RPI S	Opponent	Score	RPI S	Opponent	Score	Team's RPI: 34	RPI S	Opponent	Score	RPI S	Opponent	Score
1	A UConn	37 102	44	A Tulane	62 53		87	N Georgia	81 65	107	N North Carolina	83 55
13	H Louisville	52 66	44	H Tulane	66 56		88	N UNLV	77 42	114	H UCF	62 66
24	A Temple	55 51					92	A SMU	52 51	117	H Stetson	74 60
24	H Temple	71 77					94	H Jacksonville	64 52	121	N Long Beach St.	68 73
										137	H Cincinnati	72 52
										151	A Memphis	57 62
										151	H Memphis	79 49
										154	N Santa Clara	63 54
										155	A East Carolina	76 66
										155	H East Carolina	79 48
										159	H Tulsa	84 68
										173	A Houston	79 50
										243	H Saint Francis (PA)	129 80
										250	A Butler	74 59
										285	H FIU	91 41
										298	H North Florida	78 42
										324	A Arkansas St.	78 59
LAST 12 Division I GAMES:												
173	A Houston	79 50	137	H Cincinnati	72 52							
24	H Temple	71 77	24	A Temple	55 51							
114	H UCF	62 66	92	A SMU	52 51							
44	H Tulane	66 56	13	H Louisville	52 66							
155	A East Carolina	76 66	151	H Memphis	79 49							
151	A Memphis	57 62	155	H East Carolina	79 48							

Non-Div I Games:

South Fla.

■ Loss, 
 ■ Non-Conf, S Site, 
 ■ Home 
 ■ Away 
 N Neutral

Average RPI Win:	270	WON-LOST	WINNING	LAST 10	STRENGTH OF	OPP. STRENGTH	TEAM	ADJ.	CONF.	ADJ CONF.
Average RPI Loss:	187	RECORD	PCT. RANK	GAMES	SCHEDULE	OF SCHEDULE	RPI	RPI	RPI	RPI
DIV. I ONLY	10- 15	229	5- 5	298	284	279	279	26	26	
DIV. I NON-CONF.	4- 7	224	0- 0	267	291	283	283	26	26	
TOTALS	RPI 1-25	RPI 26-50	W-L RECORDS	RPI 51-100	RPI 101-150	RPI 150+				
10- 15	0- 0	0- 0	OVERALL	0- 2	0- 2	10- 11				
4- 8	0- 0	0- 0	HOME	0- 1	0- 2	4- 5				
5- 6	0- 0	0- 0	AWAY	0- 1	0- 0	5- 5				
1- 1	0- 0	0- 0	NEUTRAL	0- 0	0- 0	1- 1				
4- 7	0- 0	0- 0	NON-CONFERENCE	0- 1	0- 2	4- 4				
2- 3	0- 0	0- 0	HOME	0- 1	0- 2	2- 0				
1- 3	0- 0	0- 0	AWAY	0- 0	0- 0	1- 3				
1- 1	0- 0	0- 0	NEUTRAL	0- 0	0- 0	1- 1				
6- 8	0- 0	0- 0	CONFERENCE	0- 1	0- 0	6- 7				
2- 5	0- 0	0- 0	HOME	0- 0	0- 0	2- 5				
4- 3	0- 0	0- 0	AWAY	0- 1	0- 0	4- 2				
0- 0	0- 0	0- 0	NEUTRAL	0- 0	0- 0	0- 0				

RPI 1-25				RPI 26-50				RPI 51-100				RPI 101+				Team's RPI: 279
RPI	S	Opponent	Score	RPI	S	Opponent	Score	RPI	S	Opponent	Score	RPI	S	Opponent	Score	
								61	A	Belmont	77 89	103	H	Saint Louis	50 89	
								78	H	Western Ill.	87 100	137	H	Cincinnati	75 83	
												151	A	Memphis	63 65	
												158	N	Louisiana	78 82	
												175	H	Morehead St.	72 82	
												184	A	Southern Ill.	70 77	
												186	A	Xavier	48 54	
												204	A	SIUE	69 70	
												204	H	SIUE	78 74	
												235	A	UT Martin	82 79	
												235	H	UT Martin	73 82	
												246	H	Murray St.	79 70	
												248	A	Jacksonville St.	65 58	
												259	A	Evansville	76 74	
												261	A	Tennessee St.	75 67	
												269	H	Tennessee Tech	63 74	
												274	A	Austin Peay	74 84	
												291	H	Lipscomb	79 63	
												296	A	Eastern Ill.	107 65	
												296	H	Eastern Ill.	62 71	
												297	H	Eastern Ky.	63 74	
												308	N	Alcorn	68 50	
												349	H	Alabama A&M	75 47	
LAST 12 Division I GAMES:																
				235	H	UT Martin	73 82					246	H	Murray St.	79 70	
				296	A	Eastern Ill.	107 65					296	H	Eastern Ill.	62 71	
				204	H	SIUE	78 74					204	A	SIUE	69 70	
				175	H	Morehead St.	72 82					235	A	UT Martin	82 79	
				248	A	Jacksonville St.	65 58					61	A	Belmont	77 89	
				274	A	Austin Peay	74 84					261	A	Tennessee St.	75 67	

Non-Div I Games: Hannibal-La Grange 99 52 Stephens College 107 59

Southeast Mo. St.

■ Loss, 
 ■ Non-Conf, 
 ■ S Site, 
 ■ Home 
 ■ A Away 
 N Neutral

Average RPI Win:	259	WON-LOST	WINNING	LAST 10	STRENGTH OF	OPP. STRENGTH	TEAM	ADJ.	CONF.	ADJ CONF.
Average RPI Loss:	198	RECORD	PCT. RANK	GAMES	SCHEDULE	OF SCHEDULE	RPI	RPI	RPI	RPI
DIV. I ONLY	4- 21	327	2- 8	275	288	327	327	27	27	
DIV. I NON-CONF.	1- 9	323	0- 0	95	184	294	294	27	27	
TOTALS	RPI 1-25	RPI 26-50	W-L RECORDS	RPI 51-100	RPI 101-150	RPI 150+				
4- 21	0- 1	0- 0	OVERALL	0- 4	0- 4	4- 12				
3- 7	0- 0	0- 0	HOME	0- 1	0- 1	3- 5				
1- 14	0- 1	0- 0	AWAY	0- 3	0- 3	1- 7				
0- 0	0- 0	0- 0	NEUTRAL	0- 0	0- 0	0- 0				
1- 9	0- 1	0- 0	NON-CONFERENCE	0- 3	0- 1	1- 4				
1- 1	0- 0	0- 0	HOME	0- 0	0- 0	1- 1				
0- 8	0- 1	0- 0	AWAY	0- 3	0- 1	0- 3				
0- 0	0- 0	0- 0	NEUTRAL	0- 0	0- 0	0- 0				
3- 12	0- 0	0- 0	CONFERENCE	0- 1	0- 3	3- 8				
2- 6	0- 0	0- 0	HOME	0- 1	0- 1	2- 4				
1- 6	0- 0	0- 0	AWAY	0- 0	0- 2	1- 4				
0- 0	0- 0	0- 0	NEUTRAL	0- 0	0- 0	0- 0				

RPI 1-25				RPI 26-50				RPI 51-100				RPI 101+ Team's RPI: 327			
RPI	S	Opponent	Score	RPI	S	Opponent	Score	RPI	S	Opponent	Score	RPI	S	Opponent	Score
5	A	Baylor	38 109					52	A	Colorado St.	31 77	106	H	SFA	62 92
								80	A	Colorado	54 112	113	A	Central Ark.	55 77
								81	A	Florida	51 102	116	A	Ole Miss	31 81
								99	H	Abilene Christian	57 82	131	A	Lamar University	68 86
												158	A	Louisiana	77 86
												173	A	Houston	80 83
												193	H	Bethune-Cookman	75 63
												202	H	New Orleans	85 70
												216	H	Grambling	71 87
												270	H	McNeese	83 86
												295	H	Nicholls St.	60 76
												299	A	Northwestern St.	71 89
												299	H	Northwestern St.	69 58
												303	A	A&M-Corpus Christi	61 77
												303	H	A&M-Corpus Christi	53 69
												332	A	Incarnate Word	56 96
												332	H	Incarnate Word	76 85
												343	A	Houston Baptist	87 71
												344	A	Sam Houston St.	61 68
												346	A	Jackson St.	66 83
LAST 12 Division I GAMES:															
106	H	SFA	62 92	344	A	Sam Houston St.	61 68								
299	A	Northwestern St.	71 89	299	H	Northwestern St.	69 58								
202	H	New Orleans	85 70	332	A	Incarnate Word	56 96								
303	H	A&M-Corpus Christi	53 69	270	H	McNeese	83 86								
113	A	Central Ark.	55 77	303	A	A&M-Corpus Christi	61 77								
295	H	Nicholls St.	60 76	131	A	Lamar University	68 86								

Non-Div I Games: Mobile 67 52

Southeastern La.

■ Loss, 
 ■ Non-Conf, S Site, 
 ■ Home 
 ■ Away 
 N Neutral

## Southern California

Through Games Of Feb. 21, 2017

Average RPI Win:	152	WON-LOST	WINNING	LAST 10	STRENGTH OF	OPP. STRENGTH	TEAM	ADJ.	CONF.	ADJ CONF.
Average RPI Loss:	34	RECORD	PCT. RANK	GAMES	SCHEDULE	OF SCHEDULE	RPI	RPI	RPI	RPI
DIV. I ONLY	14- 13	165	4- 6	26	12	63	63	1	1	
DIV. I NON-CONF.	9- 2	37	0- 0	138	146	53	53	1	1	
-----										
TOTALS	RPI 1-25	RPI 26-50	W-L RECORDS	RPI 51-100	RPI 101-150	RPI 150+				
14- 13	2- 7	1- 2	OVERALL	2- 4	2- 0	7- 0				
8- 6	0- 4	1- 1	HOME	2- 1	2- 0	3- 0				
4- 7	2- 3	0- 1	AWAY	0- 3	0- 0	2- 0				
2- 0	0- 0	0- 0	NEUTRAL	0- 0	0- 0	2- 0				
9- 2	1- 1	0- 0	NON-CONFERENCE	0- 1	1- 0	7- 0				
4- 1	0- 1	0- 0	HOME	0- 0	1- 0	3- 0				
3- 1	1- 0	0- 0	AWAY	0- 1	0- 0	2- 0				
2- 0	0- 0	0- 0	NEUTRAL	0- 0	0- 0	2- 0				
5- 11	1- 6	1- 2	CONFERENCE	2- 3	1- 0	0- 0				
4- 5	0- 3	1- 1	HOME	2- 1	1- 0	0- 0				
1- 6	1- 3	0- 1	AWAY	0- 2	0- 0	0- 0				
0- 0	0- 0	0- 0	NEUTRAL	0- 0	0- 0	0- 0				

RPI 1-25				RPI 26-50				RPI 51-100				Team's RPI: 63				RPI 101+			
RPI	S	Opponent	Score	RPI	S	Opponent	Score	RPI	S	Opponent	Score	RPI	S	Opponent	Score	RPI	S	Opponent	Score
3	H	Mississippi St.	72 76	28	H	Arizona St.	65 50	71	A	California	56 63	111	H	Arizona	58 54				
6	A	Oregon St.	70 50	30	A	Oregon	50 73	75	H	Utah	53 58	121	H	Long Beach St.	82 74				
6	H	Oregon St.	60 74	30	H	Oregon	53 59	80	H	Colorado	79 54	157	N	Missouri St.	89 67				
7	A	Washington	67 77					88	A	UNLV	66 77	167	H	UC Riverside	67 49				
7	H	Washington	74 87					96	A	Washington St.	57 74	216	H	Grambling	75 64				
9	A	Stanford	42 58					96	H	Washington St.	80 64	257	N	Portland	67 54				
12	A	UCLA	67 71									268	H	Hawaii	76 44				
12	H	UCLA	59 74									281	A	Sacramento St.	111 95				
20	A	Texas A&M	66 62									321	A	UC Irvine	83 45				
LAST 12 Division I GAMES:																			
		7	H	Washington	74	87				28	H	Arizona St.	65	50					
		96	H	Washington St.	80	64				111	H	Arizona	58	54					
		30	A	Oregon	50	73				12	A	UCLA	67	71					
		6	A	Oregon St.	70	50				12	H	UCLA	59	74					
		71	A	California	56	63				6	H	Oregon St.	60	74					
		9	A	Stanford	42	58				30	H	Oregon	53	59					

Non-Div I Games:

Southern California

■ Loss, 
 ■ Non-Conf, 
 ■ S Site, 
 ■ H Home 
 ■ A Away 
 N Neutral

Average RPI Win: <b>217</b>	WON-LOST	WINNING	LAST 10	STRENGTH OF	OPP. STRENGTH	TEAM	ADJ.	CONF.	ADJ CONF.
Average RPI Loss: <b>144</b>	RECORD	PCT. RANK	GAMES	SCHEDULE	OF SCHEDULE	RPI	RPI	RPI	RPI
DIV. I ONLY	11- 13	204	5- 5	154	189	184	184	16	16
DIV. I NON-CONF.	5- 5	165	0- 0	161	208	163	163	14	14
TOTALS	RPI 1-25	RPI 26-50	W-L RECORDS	RPI 51-100	RPI 101-150	RPI 150+			
11- 13	0- 1	0- 2	OVERALL	2- 2	0- 0	9- 8			
6- 5	0- 0	0- 1	HOME	1- 0	0- 0	5- 4			
5- 7	0- 1	0- 1	AWAY	1- 1	0- 0	4- 4			
0- 1	0- 0	0- 0	NEUTRAL	0- 1	0- 0	0- 0			
5- 5	0- 1	0- 0	NON-CONFERENCE	1- 1	0- 0	4- 3			
3- 1	0- 0	0- 0	HOME	0- 0	0- 0	3- 1			
2- 3	0- 1	0- 0	AWAY	1- 0	0- 0	1- 2			
0- 1	0- 0	0- 0	NEUTRAL	0- 1	0- 0	0- 0			
6- 8	0- 0	0- 2	CONFERENCE	1- 1	0- 0	5- 5			
3- 4	0- 0	0- 1	HOME	1- 0	0- 0	2- 3			
3- 4	0- 0	0- 1	AWAY	0- 1	0- 0	3- 2			
0- 0	0- 0	0- 0	NEUTRAL	0- 0	0- 0	0- 0			

RPI 1-25				RPI 26-50				RPI 51-100				RPI 101+				Team's RPI: 184	
RPI	S	Opponent	Score	RPI	S	Opponent	Score	RPI	S	Opponent	Score	RPI	S	Opponent	Score		
15	A	Oklahoma	48 80	35	A	Drake	59 75	62	A	UNI	49 79	151	H	Memphis	69 61		
				35	H	Drake	60 71	62	H	UNI	64 59	157	A	Missouri St.	59 73		
								64	N	South Dakota	57 68	157	H	Missouri St.	60 78		
								90	A	Purdue	64 61	182	H	UAB	49 64		
												199	A	Wichita St.	61 58		
												199	H	Wichita St.	77 54		
												204	A	SIUE	59 60		
												205	H	Indiana St.	53 68		
												221	A	Bradley	66 57		
												235	A	UT Martin	68 76		
												246	H	Murray St.	70 63		
												259	A	Evansville	60 63		
												259	H	Evansville	61 74		
												279	H	Southeast Mo. St.	77 70		
												307	A	Illinois St.	63 56		
												315	H	Loyola Chicago	73 57		
												319	A	UMKC	77 69		
LAST 12 Division I GAMES:																	
259	H	Evansville	61 74	221	A	Bradley	66 57										
199	A	Wichita St.	61 58	259	A	Evansville	60 63										
157	A	Missouri St.	59 73	157	H	Missouri St.	60 78										
62	H	UNI	64 59	199	H	Wichita St.	77 54										
35	H	Drake	60 71	35	A	Drake	59 75										
307	A	Illinois St.	63 56	62	A	UNI	49 79										

Non-Div I Games: Brescia 104 35

Southern Ill.

Seasonal Record				Through Games of Feb. 11, 1917						
Average RPI Win:	226	WON-LOST	WINNING	LAST 10	STRENGTH OF	OPP. STRENGTH	TEAM	ADJ.	CONF.	ADJ CONF.
Average RPI Loss:	122	RECORD	PCT. RANK	GAMES	SCHEDULE	OF SCHEDULE	RPI	RPI	RPI	RPI
DIV. I ONLY	17- 9	93	7- 3	206	144	126	126	15	15	
DIV. I NON-CONF.	7- 4	114	0- 0	190	183	151	151	16	16	
-----										
TOTALS	RPI 1-25	RPI 26-50		W-L RECORDS		RPI 51-100	RPI 101-150	RPI 150+		
17- 9	0- 1	0- 1		OVERALL		1- 2	1- 1	15- 4		
10- 2	0- 1	0- 0		HOME		1- 0	1- 1	8- 0		
6- 5	0- 0	0- 0		AWAY		0- 0	0- 0	6- 0		
1- 2	0- 0	0- 0		NEUTRAL		0- 1	0- 0	1- 1		
7- 4	0- 1	0- 1		NON-CONFERENCE		0- 1	0- 0	7- 1		
5- 1	0- 1	0- 0		HOME		0- 0	0- 0	5- 0		
1- 1	0- 0	0- 1		AWAY		0- 0	0- 0	1- 0		
1- 2	0- 0	0- 0		NEUTRAL		0- 1	0- 0	1- 1		
10- 5	0- 0	0- 0		CONFERENCE		1- 1	1- 1	8- 3		
5- 1	0- 0	0- 0		HOME		1- 0	1- 1	3- 0		
5- 4	0- 0	0- 0		AWAY		0- 1	0- 0	5- 3		
0- 0	0- 0	0- 0		NEUTRAL		0- 0	0- 0	0- 0		

RPI 1-25					
RPI	S	Opponent	Score		
3	H	Mississippi St.	50	72	
RPI 26-50					
RPI	S	Opponent	Score		
44	A	Tulane	67	86	
RPI 51-100					
RPI	S	Opponent	Score		
57	A	Western Ky.	53	79	
71	N	California	51	71	
76	H	Middle Tenn.	81	61	
RPI 101+					
RPI	S	Opponent	Score		
115	H	Charlotte	61	78	
123	H	Old Dominion	84	69	
158	H	Louisiana	71	49	
161	A	Louisiana Tech	61	72	
168	A	Rice	68	76	
182	H	UAB	64	59	
186	N	Xavier	73	59	
187	A	North Texas	62	75	
188	A	UTSA	69	68	
188	H	UTSA	74	71	
202	H	New Orleans	78	53	
213	H	Alabama St.	70	43	
241	A	South Ala.	57	48	
252	A	Marshall	82	78	
285	A	FIU	75	37	
294	N	Northern Ky.	53	58	
301	A	UTEP	79	68	
301	H	UTEP	73	48	
305	H	Mississippi Val.	83	55	
308	H	Alcorn	99	56	
328	A	Fla. Atlantic	82	67	
Team's RPI: 126					
LAST 12 Division I GAMES:					
328	A	Fla. Atlantic	82	67	
285	A	FIU	75	37	
301	H	UTEP	73	48	
188	H	UTSA	74	71	
57	A	Western Ky.	53	79	
252	A	Marshall	82	78	
182	H	UAB	64	59	
76	H	Middle Tenn.	81	61	
168	A	Rice	68	76	
187	A	North Texas	62	75	
115	H	Charlotte	61	78	
123	H	Old Dominion	84	69	

Non-Div I Games:	William Carey	92	39
------------------	---------------	----	----

Southern Miss.

Loss, Non-Conf, S Site, H Home A Away N Neutral

Average RPI Win:	<b>287</b>	WON-LOST	WINNING	LAST 10	STRENGTH OF	OPP. STRENGTH	TEAM	ADJ.	CONF.	ADJ CONF.
Average RPI Loss:	<b>155</b>	RECORD	PCT. RANK	GAMES	SCHEDULE	OF SCHEDULE	RPI	RPI	RPI	RPI
DIV. I ONLY	<b>11- 11</b>	<b>174</b>	<b>6- 4</b>	<b>314</b>	<b>301</b>	<b>227</b>	<b>227</b>	<b>30</b>	<b>30</b>	
DIV. I NON-CONF.	<b>1- 6</b>	<b>310</b>	<b>0- 0</b>	<b>43</b>	<b>6</b>	<b>218</b>	<b>218</b>	<b>30</b>	<b>30</b>	
TOTALS	RPI 1-25	RPI 26-50	W-L RECORDS	RPI 51-100	RPI 101-150	RPI 150+				
11- 11	0- 3	0- 1	OVERALL	0- 0	0- 0	11- 7				
7- 2	0- 0	0- 0	HOME	0- 0	0- 0	7- 2				
4- 8	0- 0	0- 0	AWAY	0- 0	0- 0	4- 1				
0- 1	0- 1	0- 0	NEUTRAL	0- 0	0- 0	0- 0				
1- 6	0- 3	0- 1	NON-CONFERENCE	0- 0	0- 0	1- 2				
1- 0	0- 0	0- 0	HOME	0- 0	0- 0	1- 0				
0- 5	0- 2	0- 1	AWAY	0- 0	0- 0	0- 2				
0- 1	0- 1	0- 0	NEUTRAL	0- 0	0- 0	0- 0				
10- 5	0- 0	0- 0	CONFERENCE	0- 0	0- 0	10- 5				
6- 2	0- 0	0- 0	HOME	0- 0	0- 0	6- 2				
4- 3	0- 0	0- 0	AWAY	0- 0	0- 0	4- 3				
0- 0	0- 0	0- 0	NEUTRAL	0- 0	0- 0	0- 0				

RPI 1-25				RPI 26-50				RPI 51-100				RPI 101+ Team's RPI: 227			
RPI	S	Opponent	Score	RPI	S	Opponent	Score	RPI	S	Opponent	Score	RPI	S	Opponent	Score
12	A	UCLA	47 <b>95</b>	41	A	Michigan St.	55 <b>70</b>					155	A	East Carolina	55 <b>62</b>
20	N	Texas A&M	58 <b>81</b>									193	H	Bethune-Cookman	61 59
25	A	Ohio St.	73 <b>108</b>									213	A	Alabama St.	70 <b>75</b>
												213	H	Alabama St.	59 53
												216	A	Grambling	71 68
												216	H	Grambling	63 <b>70</b>
												217	H	Texas Southern	71 <b>77</b>
												241	A	South Ala.	48 <b>55</b>
												254	A	Ark.-Pine Bluff	59 <b>63</b>
												254	H	Ark.-Pine Bluff	67 50
												283	H	Prairie View	86 72
												305	A	Mississippi Val.	62 51
												305	H	Mississippi Val.	51 44
												308	A	Alcorn	63 <b>69</b>
												346	A	Jackson St.	85 56
												346	H	Jackson St.	80 61
												349	A	Alabama A&M	66 54
												349	H	Alabama A&M	69 57
LAST 12 Division I GAMES:															
213	H	Alabama St.	59 53	308	A	Alcorn	63 <b>69</b>								
349	H	Alabama A&M	69 57	213	A	Alabama St.	70 <b>75</b>								
305	A	Mississippi Val.	62 51	349	A	Alabama A&M	66 54								
254	A	Ark.-Pine Bluff	59 <b>63</b>	305	H	Mississippi Val.	51 44								
346	H	Jackson St.	80 61	254	H	Ark.-Pine Bluff	67 50								
216	H	Grambling	63 <b>70</b>	346	A	Jackson St.	85 56								

Non-Div I Games: Spring Hill 68 53

Southern U.



## Southern Utah

Through Games Of Feb. 21, 2017

Average RPI Win:	240	WON-LOST	WINNING	LAST 10	STRENGTH OF	OPP. STRENGTH	TEAM	ADJ.	CONF.	ADJ CONF.
Average RPI Loss:	176	RECORD	PCT. RANK	GAMES	SCHEDULE	OF SCHEDULE	RPI	RPI	RPI	RPI
DIV. I ONLY	4- 20	326	0- 10	179	238	292	292	20	20	
DIV. I NON-CONF.	4- 6	209	0- 0	168	211	178	178	18	18	
TOTALS	RPI 1-25	RPI 26-50	W-L RECORDS	RPI 51-100	RPI 101-150	RPI 150+				
4- 20	0- 1	0- 0	OVERALL	0- 2	0- 8	4- 9				
0- 10	0- 0	0- 0	HOME	0- 0	0- 5	0- 5				
4- 10	0- 1	0- 0	AWAY	0- 2	0- 3	4- 4				
0- 0	0- 0	0- 0	NEUTRAL	0- 0	0- 0	0- 0				
4- 6	0- 1	0- 0	NON-CONFERENCE	0- 1	0- 2	4- 2				
0- 3	0- 0	0- 0	HOME	0- 0	0- 1	0- 2				
4- 3	0- 1	0- 0	AWAY	0- 1	0- 1	4- 0				
0- 0	0- 0	0- 0	NEUTRAL	0- 0	0- 0	0- 0				
0- 14	0- 0	0- 0	CONFERENCE	0- 1	0- 6	0- 7				
0- 7	0- 0	0- 0	HOME	0- 0	0- 4	0- 3				
0- 7	0- 0	0- 0	AWAY	0- 1	0- 2	0- 4				
0- 0	0- 0	0- 0	NEUTRAL	0- 0	0- 0	0- 0				

RPI 1-25				RPI 26-50				RPI 51-100				RPI 101+ Team's RPI: 292			
RPI	S	Opponent	Score	RPI	S	Opponent	Score	RPI	S	Opponent	Score	RPI	S	Opponent	Score
6	A	Oregon St.	38 77					75	A	Utah	43 69	111	H	Arizona	65 77
								83	A	Montana St.	68 71	112	A	Wyoming	48 68
												124	A	North Dakota	70 75
												124	H	North Dakota	65 68
												125	H	Idaho	68 85
												127	A	Northern Colo.	55 74
												127	H	Northern Colo.	53 83
												133	H	Eastern Wash.	66 67
												152	H	Idaho St.	68 71
												169	A	CSUN	77 71
												190	A	Utah St.	70 54
												218	H	Grand Canyon	73 76
												219	H	Weber St.	68 73
												236	A	Portland St.	74 81
												278	A	CSU Bakersfield	65 59
												281	A	Sacramento St.	69 81
												306	A	Northern Ariz.	65 77
												306	H	Northern Ariz.	68 77
												321	A	UC Irvine	70 58
												330	A	Montana	55 64
												331	H	Utah Valley	64 70
LAST 12 Division I GAMES:															
306	A	Northern Ariz.	65 77	124	A	North Dakota	70 75								
83	A	Montana St.	68 71	133	H	Eastern Wash.	66 67								
330	A	Montana	55 64	125	H	Idaho	68 85								
152	H	Idaho St.	68 71	236	A	Portland St.	74 81								
219	H	Weber St.	68 73	281	A	Sacramento St.	69 81								
127	A	Northern Colo.	55 74	124	H	North Dakota	65 68								

Non-Div I Games: Antelope Valley 89 76

Southern Utah

■ Loss, 
 ■ Non-Conf, 
 ■ S Site, 
 ■ Home 
 ■ A Away 
 N Neutral

## St. Bonaventure

Through Games Of Feb. 21, 2017

Average RPI Win:	227	WON-LOST	WINNING	LAST 10	STRENGTH OF	OPP. STRENGTH	TEAM	ADJ.	CONF.	ADJ CONF.
Average RPI Loss:	139	RECORD	PCT. RANK	GAMES	SCHEDULE	OF SCHEDULE	RPI	RPI	RPI	RPI
DIV. I ONLY	9- 19	267	3- 7	133	165	233	233	12	12	
DIV. I NON-CONF.	5- 7	205	0- 0	174	248	210	210	12	12	
TOTALS	RPI 1-25	RPI 26-50	W-L RECORDS	RPI 51-100	RPI 101-150	RPI 150+				
9- 19	0- 0	0- 1	OVERALL	0- 4	3- 8	6- 6				
6- 7	0- 0	0- 0	HOME	0- 2	2- 3	4- 2				
1- 12	0- 0	0- 1	AWAY	0- 2	0- 5	1- 4				
2- 0	0- 0	0- 0	NEUTRAL	0- 0	1- 0	1- 0				
5- 7	0- 0	0- 0	NON-CONFERENCE	0- 3	2- 1	3- 3				
3- 2	0- 0	0- 0	HOME	0- 1	1- 0	2- 1				
0- 5	0- 0	0- 0	AWAY	0- 2	0- 1	0- 2				
2- 0	0- 0	0- 0	NEUTRAL	0- 0	1- 0	1- 0				
4- 12	0- 0	0- 1	CONFERENCE	0- 1	1- 7	3- 3				
3- 5	0- 0	0- 0	HOME	0- 1	1- 3	2- 1				
1- 7	0- 0	0- 1	AWAY	0- 0	0- 4	1- 2				
0- 0	0- 0	0- 0	NEUTRAL	0- 0	0- 0	0- 0				

RPI	S	Opponent	Score	RPI	S	Opponent	Score	RPI	S	Opponent	Score	RPI	S	Opponent	Score	Team's RPI: 233
46	A	George Washington	57	63	51	H	Dayton	60	62	102	A	Saint Joseph's	53	70		
					68	H	Bucknell	35	57	103	A	Saint Louis	49	64		
					79	A	Buffalo	47	68	103	H	Saint Louis	58	74		
					84	A	Toledo	50	74	109	N	Rider	60	47		
										119	A	Fordham	45	57		
										119	H	Fordham	44	60		
										129	A	Delaware	40	43		
										134	A	Duquesne	61	83		
										134	H	Duquesne	69	56		
										135	H	VCU	60	77		
										142	H	Albany (NY)	67	59		
										165	H	La Salle	45	57		
										185	A	George Mason	49	52		
										224	A	Richmond	54	61		
										242	A	Niagara	43	65		
										253	H	Colgate	70	57		
										255	H	Stony Brook	51	37		
										260	H	Canisius	57	74		
										274	N	Austin Peay	58	57		
										277	H	Davidson	70	51		
										287	A	Eastern Mich.	56	75		
										293	A	Massachusetts	55	38		
										304	H	Rhode Island	78	69		
LAST 12 Division I GAMES:																
134	A	Duquesne	61	83	102	A	Saint Joseph's	53	70							
135	H	VCU	60	77	277	H	Davidson	70	51							
46	A	George Washington	57	63	134	H	Duquesne	69	56							
103	H	Saint Louis	58	74	293	A	Massachusetts	55	38							
165	H	La Salle	45	57	119	H	Fordham	44	60							
119	A	Fordham	45	57	103	A	Saint Louis	49	64							

Non-Div I Games:

St. Bonaventure

■ Loss, 
 ■ Non-Conf, 
 ■ S Site, 
 ■ H Home 
 ■ A Away 
 N Neutral

Average RPI Win:	292	WON-LOST	WINNING	LAST 10	STRENGTH OF	OPP. STRENGTH	TEAM	ADJ.	CONF.	ADJ CONF.
Average RPI Loss:	222	RECORD	PCT. RANK	GAMES	SCHEDULE	OF SCHEDULE	RPI	RPI	RPI	RPI
DIV. I ONLY	7- 20	298	2- 8	311	339	326	326	31	31	
DIV. I NON-CONF.	2- 9	293	0- 0	200	257	313	313	32	32	
TOTALS	RPI 1-25	RPI 26-50	W-L RECORDS	RPI 51-100	RPI 101-150	RPI 150+				
7- 20	0- 0	0- 1	OVERALL	0- 1	0- 2	7- 16				
4- 9	0- 0	0- 0	HOME	0- 0	0- 0	4- 9				
3- 10	0- 0	0- 1	AWAY	0- 1	0- 2	3- 6				
0- 1	0- 0	0- 0	NEUTRAL	0- 0	0- 0	0- 1				
2- 9	0- 0	0- 1	NON-CONFERENCE	0- 1	0- 2	2- 5				
2- 2	0- 0	0- 0	HOME	0- 0	0- 0	2- 2				
0- 6	0- 0	0- 1	AWAY	0- 1	0- 2	0- 2				
0- 1	0- 0	0- 0	NEUTRAL	0- 0	0- 0	0- 1				
5- 11	0- 0	0- 0	CONFERENCE	0- 0	0- 0	5- 11				
2- 7	0- 0	0- 0	HOME	0- 0	0- 0	2- 7				
3- 4	0- 0	0- 0	AWAY	0- 0	0- 0	3- 4				
0- 0	0- 0	0- 0	NEUTRAL	0- 0	0- 0	0- 0				

[illegible]

Non-Div I Games:

St. Francis Brooklyn

■ Loss, ■ Non-Conf, S Site, H Home A Away N Neutral

Average RPI Win:	155	WON-LOST	WINNING	LAST 10	STRENGTH OF	OPP. STRENGTH	TEAM	ADJ.	CONF.	ADJ CONF.
Average RPI Loss:	57	RECORD	PCT. RANK	GAMES	SCHEDULE	OF SCHEDULE	RPI	RPI	RPI	RPI
DIV. I ONLY	18- 10	99	6- 4	75	61	72	72	7	7	
DIV. I NON-CONF.	8- 3	67	0- 0	143	54	89	89	7	7	
TOTALS	RPI 1-25	RPI 26-50	W-L RECORDS	RPI 51-100	RPI 101-150	RPI 150+				
18- 10	0- 5	4- 1	OVERALL	2- 2	3- 1	9- 1				
10- 5	0- 3	2- 0	HOME	1- 1	1- 1	6- 0				
7- 4	0- 2	1- 0	AWAY	1- 1	2- 0	3- 1				
1- 1	0- 0	1- 1	NEUTRAL	0- 0	0- 0	0- 0				
8- 3	0- 1	2- 1	NON-CONFERENCE	0- 0	3- 1	3- 0				
5- 2	0- 1	1- 0	HOME	0- 0	1- 1	3- 0				
2- 0	0- 0	0- 0	AWAY	0- 0	2- 0	0- 0				
1- 1	0- 0	1- 1	NEUTRAL	0- 0	0- 0	0- 0				
10- 7	0- 4	2- 0	CONFERENCE	2- 2	0- 0	6- 1				
5- 3	0- 2	1- 0	HOME	1- 1	0- 0	3- 0				
5- 4	0- 2	1- 0	AWAY	1- 1	0- 0	3- 1				
0- 0	0- 0	0- 0	NEUTRAL	0- 0	0- 0	0- 0				

RPI 1-25				RPI 26-50				RPI 51-100				RPI 101+			
RPI	S	Opponent	Score	RPI	S	Opponent	Score	RPI	S	Opponent	Score	RPI	S	Opponent	Score
16	H	Miami (FL)	50 62	28	N	Arizona St.	41 54	55	A	Villanova	50 55	119	A	Fordham	59 45
17	A	DePaul	51 54	38	H	James Madison	74 63	55	H	Villanova	56 67	134	H	Duquesne	65 71
17	H	DePaul	66 78	39	A	Marquette	82 72	58	A	Georgetown	71 66	142	H	Albany (NY)	54 36
19	A	Creighton	60 67	39	H	Marquette	70 64	58	H	Georgetown	65 54	150	A	William & Mary	73 57
19	H	Creighton	43 55	45	N	Virginia	66 55					178	A	Providence	71 47
												178	H	Providence	60 50
												186	A	Xavier	65 48
												186	H	Xavier	64 55
												207	A	Seton Hall	59 64
												212	H	Rutgers	65 39
												250	A	Butler	62 41
												250	H	Butler	62 55
												320	H	Lafayette	64 46
												338	H	Wagner	62 34
LAST 12 Division I GAMES:															
		19	A	Creighton	60	67				186	H	Xavier	64	55	
		178	A	Providence	71	47				250	H	Butler	62	55	
		58	H	Georgetown	65	54				178	H	Providence	60	50	
		55	H	Villanova	56	67				19	H	Creighton	43	55	
		39	A	Marquette	82	72				55	A	Villanova	50	55	
		17	A	DePaul	51	54				58	A	Georgetown	71	66	

Non-Div I Games:

St. John's (NY)

■ Loss, 
■ Non-Conf, 
■ S Site, 
■ H Home 
■ A Away 
N Neutral

## St. Mary's (CA)

Through Games Of Feb. 21, 2017

Average RPI Win:	198	WON-LOST	WINNING	LAST 10	STRENGTH OF	OPP. STRENGTH	TEAM	ADJ.	CONF.	ADJ CONF.
Average RPI Loss:	114	RECORD	PCT. RANK	GAMES	SCHEDULE	OF SCHEDULE	RPI	RPI	RPI	RPI
DIV. I ONLY	16- 11	117	8- 2	162	114	128	128	14	14	
DIV. I NON-CONF.	5- 6	186	0- 0	129	50	150	150	13	13	
TOTALS	RPI 1-25	RPI 26-50	W-L RECORDS	RPI 51-100	RPI 101-150	RPI 150+				
16- 11	0- 0	0- 0	OVERALL	1- 7	3- 1	12- 3				
8- 5	0- 0	0- 0	HOME	1- 4	2- 0	5- 1				
8- 6	0- 0	0- 0	AWAY	0- 3	1- 1	7- 2				
0- 0	0- 0	0- 0	NEUTRAL	0- 0	0- 0	0- 0				
5- 6	0- 0	0- 0	NON-CONFERENCE	0- 4	1- 1	4- 1				
1- 4	0- 0	0- 0	HOME	0- 3	1- 0	0- 1				
4- 2	0- 0	0- 0	AWAY	0- 1	0- 1	4- 0				
0- 0	0- 0	0- 0	NEUTRAL	0- 0	0- 0	0- 0				
11- 5	0- 0	0- 0	CONFERENCE	1- 3	2- 0	8- 2				
7- 1	0- 0	0- 0	HOME	1- 1	1- 0	5- 0				
4- 4	0- 0	0- 0	AWAY	0- 2	1- 0	3- 2				
0- 0	0- 0	0- 0	NEUTRAL	0- 0	0- 0	0- 0				

RPI 1-25				RPI 26-50				RPI 51-100				RPI 101+				Team's RPI: 128	
RPI	S	Opponent	Score	RPI	S	Opponent	Score	RPI	S	Opponent	Score	RPI	S	Opponent	Score		
								69	H	Boise St.	78	83	101	A	UC Davis	66	68
								71	H	California	67	74	127	H	Northern Colo.	75	65
								75	H	Utah	62	63	146	A	San Francisco	64	62
								77	A	Gonzaga	58	59	146	H	San Francisco	75	72
								77	H	Gonzaga	75	79	153	A	Northeastern	77	53
								93	A	BYU	65	70	154	H	Santa Clara	55	53
								93	H	BYU	64	58	169	H	CSUN	61	73
								96	A	Washington St.	69	85	170	A	Boston College	62	54
													195	A	San Jose St.	85	64
													200	A	Loyola Marymount	57	72
													200	H	Loyola Marymount	74	59
													229	A	San Diego	71	73
													229	H	San Diego	77	65
													231	A	Pacific	63	54
													231	H	Pacific	82	74
													257	A	Portland	75	65
													257	H	Portland	92	76
													266	A	Cal Poly	79	71
													309	A	Pepperdine	81	60
LAST 12 Division I GAMES:																	
				93	H	BYU	64	58					154	H	Santa Clara	55	53
				200	A	Loyola Marymount	57	72					146	A	San Francisco	64	62
				77	A	Gonzaga	58	59					309	A	Pepperdine	81	60
				257	A	Portland	75	65					231	A	Pacific	63	54
				229	H	San Diego	77	65					77	H	Gonzaga	75	79
				231	H	Pacific	82	74					257	H	Portland	92	76

Non-Div I Games:

St. Mary's (CA)

■ Loss, 
 ■ Non-Conf, 
 ■ S Site, 
 ■ H Home 
 ■ A Away 
 N Neutral

Average RPI Win: 99		WON-LOST	WINNING	LAST 10	STRENGTH OF	OPP. STRENGTH	TEAM	ADJ.	CONF.	ADJ CONF.
Average RPI Loss: 29		RECORD	PCT. RANK	GAMES	SCHEDULE	OF SCHEDULE	RPI	RPI	RPI	RPI
DIV. I ONLY		24- 4	8	9- 1	9	21	9	9	1	1
DIV. I NON-CONF.		10- 2	32	0- 0	29	90	12	12	1	1
TOTALS		RPI 1-25	RPI 26-50		W-L RECORDS		RPI 51-100	RPI 101-150	RPI 150+	
24- 4	2- 3	4- 0		OVERALL		9- 1	4- 0	5- 0		
12- 3	1- 2	2- 0		HOME		4- 1	3- 0	2- 0		
9- 1	1- 1	2- 0		AWAY		4- 0	1- 0	1- 0		
3- 0	0- 0	0- 0		NEUTRAL		1- 0	0- 0	2- 0		
10- 2	1- 1	1- 0		NON-CONFERENCE		1- 1	2- 0	5- 0		
5- 1	1- 0	0- 0		HOME		0- 1	2- 0	2- 0		
2- 1	0- 1	1- 0		AWAY		0- 0	0- 0	1- 0		
3- 0	0- 0	0- 0		NEUTRAL		1- 0	0- 0	2- 0		
14- 2	1- 2	3- 0		CONFERENCE		8- 0	2- 0	0- 0		
7- 2	0- 2	2- 0		HOME		4- 0	1- 0	0- 0		
7- 0	1- 0	1- 0		AWAY		4- 0	1- 0	0- 0		
0- 0	0- 0	0- 0		NEUTRAL		0- 0	0- 0	0- 0		

RPI	S	Opponent	Score	RPI	S	Opponent	Score	RPI	S	Opponent	Score	RPI	S	Opponent	Score
6	H	Oregon St.	69 72	28	A	Arizona St.	64 57	63	H	Southern California	58 42	101	H	UC Davis	68 42
7	A	Washington	72 68	28	H	Arizona St.	66 56	71	A	California	72 66	111	A	Arizona	77 55
10	H	Texas	71 59	30	H	Oregon	81 60	71	H	California	72 54	111	H	Arizona	73 46
12	H	UCLA	76 85	46	A	George Washington	71 52	75	A	Utah	77 58	140	H	Yale	102 44
22	A	Tennessee	51 59					75	H	Utah	87 51	153	N	Northeastern	74 45
								77	H	Gonzaga	63 68	169	H	CSUN	88 54
								80	A	Colorado	84 70	199	N	Wichita St.	87 39
								80	H	Colorado	64 51	266	H	Cal Poly	83 55
								90	N	Purdue	78 69	278	A	CSU Bakersfield	77 56
								96	A	Washington St.	76 54				
LAST 12 Division I GAMES:															
71	H	California	72 54	7	A	Washington	72 68								
71	A	California	72 66	96	A	Washington St.	76 54								
75	H	Utah	87 51	28	H	Arizona St.	66 56								
80	H	Colorado	64 51	111	H	Arizona	73 46								
12	H	UCLA	76 85	80	A	Colorado	84 70								
63	H	Southern California	58 42	75	A	Utah	77 58								

Non-Div I Games:

Stanford

■ Loss, 
■ Non-Conf, S Site, 
■ Home 
■ Away 
N Neutral

Average RPI Win: <b>257</b>	WON-LOST	WINNING	LAST 10	STRENGTH OF	OPP. STRENGTH	TEAM	ADJ.	CONF.	ADJ CONF.
Average RPI Loss: <b>125</b>	RECORD	PCT. RANK	GAMES	SCHEDULE	OF SCHEDULE	RPI	RPI	RPI	RPI
DIV. I ONLY	20- 5	22	10- 0	305	260	117	117	24	24
DIV. I NON-CONF.	8- 4	97	0- 0	235	284	135	135	24	24
TOTALS	RPI 1-25	RPI 26-50	W-L RECORDS	RPI 51-100	RPI 101-150	RPI 150+			
20- 5	0- 0	0- 1	OVERALL	2- 2	0- 1	18- 1			
10- 2	0- 0	0- 0	HOME	1- 1	0- 0	9- 1			
8- 3	0- 0	0- 1	AWAY	1- 1	0- 1	7- 0			
2- 0	0- 0	0- 0	NEUTRAL	0- 0	0- 0	2- 0			
8- 4	0- 0	0- 1	NON-CONFERENCE	0- 1	0- 1	8- 1			
4- 1	0- 0	0- 0	HOME	0- 0	0- 0	4- 1			
2- 3	0- 0	0- 1	AWAY	0- 1	0- 1	2- 0			
2- 0	0- 0	0- 0	NEUTRAL	0- 0	0- 0	2- 0			
12- 1	0- 0	0- 0	CONFERENCE	2- 1	0- 0	10- 0			
6- 1	0- 0	0- 0	HOME	1- 1	0- 0	5- 0			
6- 0	0- 0	0- 0	AWAY	1- 0	0- 0	5- 0			
0- 0	0- 0	0- 0	NEUTRAL	0- 0	0- 0	0- 0			

RPI 1-25				RPI 26-50				RPI 51-100				RPI 101+				Team's RPI: 117	
RPI	S	Opponent	Score	RPI	S	Opponent	Score	RPI	S	Opponent	Score	RPI	S	Opponent	Score		
				34	A	South Fla.	60 74	89	A	Chattanooga	55 66	143	A	Arkansas	62 79		
								94	A	Jacksonville	65 49	193	H	Bethune-Cookman	63 60		
								94	H	Jacksonville	57 47	204	H	SIUE	78 68		
								97	H	FGCU	71 84	209	N	Robert Morris	68 60		
												219	N	Weber St.	70 68		
												248	A	High Point	81 47		
												261	H	Tennessee St.	50 56		
												276	A	Kennesaw St.	65 56		
												276	H	Kennesaw St.	60 43		
												291	A	Lipscomb	91 66		
												291	H	Lipscomb	66 60		
												294	A	Northern Ky.	54 45		
												296	H	Eastern Ill.	72 55		
												298	A	North Florida	62 44		
												298	H	North Florida	68 44		
												300	H	Valparaiso	87 75		
												314	A	NJIT	60 37		
												314	H	NJIT	77 43		
												316	A	USC Upstate	77 55		
												316	H	USC Upstate	80 68		
LAST 12 Division I GAMES:																	
				316	A	USC Upstate	77 55	94	A	Jacksonville	65 49						
				314	A	NJIT	60 37	298	H	North Florida	68 44						
				276	H	Kennesaw St.	60 43	314	H	NJIT	77 43						
				291	H	Lipscomb	66 60	316	H	USC Upstate	80 68						
				94	H	Jacksonville	57 47	291	A	Lipscomb	91 66						
				298	A	North Florida	62 44	276	A	Kennesaw St.	65 56						

Non-Div I Games: Palm Beach Atl. 89 50 Webber Int'l 92 54 Warner 100 34

Stetson

Average RPI Win:	258	WON-LOST	WINNING	LAST 10	STRENGTH OF	OPP. STRENGTH	TEAM	ADJ.	CONF.	ADJ CONF.
Average RPI Loss:	161	RECORD	PCT. RANK	GAMES	SCHEDULE	OF SCHEDULE	RPI	RPI	RPI	RPI
DIV. I ONLY	10- 16	238	2- 8	257	236	255	255	22	22	
DIV. I NON-CONF.	6- 6	165	0- 0	293	265	220	220	22	22	
TOTALS	RPI 1-25	RPI 26-50	W-L RECORDS	RPI 51-100	RPI 101-150	RPI 150+				
10- 16	0- 0	0- 2	OVERALL	0- 2	2- 4	8- 8				
5- 6	0- 0	0- 1	HOME	0- 1	2- 1	3- 3				
4- 9	0- 0	0- 0	AWAY	0- 1	0- 3	4- 5				
1- 1	0- 0	0- 1	NEUTRAL	0- 0	0- 0	1- 0				
6- 6	0- 0	0- 2	NON-CONFERENCE	0- 0	1- 1	5- 3				
3- 2	0- 0	0- 1	HOME	0- 0	1- 0	2- 1				
2- 3	0- 0	0- 0	AWAY	0- 0	0- 1	2- 2				
1- 1	0- 0	0- 1	NEUTRAL	0- 0	0- 0	1- 0				
4- 10	0- 0	0- 0	CONFERENCE	0- 2	1- 3	3- 5				
2- 4	0- 0	0- 0	HOME	0- 1	1- 1	1- 2				
2- 6	0- 0	0- 0	AWAY	0- 1	0- 2	2- 3				
0- 0	0- 0	0- 0	NEUTRAL	0- 0	0- 0	0- 0				

RPI S	Opponent	Score	RPI S	Opponent	Score	RPI S	Opponent	Score	RPI S	Opponent	Score	Team's RPI: 255
31	H Syracuse	60 78	70	A New Hampshire	46 49	120	H Cornell	66 65				
50	N Indiana	60 74	70	H New Hampshire	45 56	141	A Maine	71 78				
						141	H Maine	55 41				
						142	A Albany (NY)	54 64				
						142	H Albany (NY)	57 75				
						143	A Iona	46 57				
						172	A Hartford	52 65				
						172	H Hartford	40 62				
						177	H Columbia	55 53				
						180	H Hofstra	64 67				
						201	A UMBC	61 67				
						214	A Binghamton	74 59				
						214	H Binghamton	40 48				
						233	A St. Bonaventure	37 51				
						263	A Manhattan	55 50				
						282	A Vermont	43 53				
						318	A Central Conn. St.	64 59				
						319	H UMKC	57 55				
						334	A LIU Brooklyn	48 58				
						335	N Florida A&M	80 49				
						345	A UMass Lowell	86 44				
						345	H UMass Lowell	83 53				
LAST 12 Division I GAMES:												
214	A Binghamton	74 59	282	A Vermont	43 53							
172	H Hartford	40 62	201	A UMBC	61 67							
141	A Maine	71 78	214	H Binghamton	40 48							
345	A UMass Lowell	86 44	172	A Hartford	52 65							
142	H Albany (NY)	57 75	345	H UMass Lowell	83 53							
70	H New Hampshire	45 56	141	H Maine	55 41							

Non-Div I Games: Molloy 62 53

Stony Brook



Average RPI Win:	148	WON-LOST	WINNING	LAST 10	STRENGTH OF	OPP. STRENGTH	TEAM	ADJ.	CONF.	ADJ CONF.
Average RPI Loss:	22	RECORD	PCT. RANK	GAMES	SCHEDULE	OF SCHEDULE	RPI	RPI	RPI	RPI
DIV. I ONLY	18- 9	80	6- 4	37	36	31	31	3	3	
DIV. I NON-CONF.	9- 4	85	0- 0	103	81	80	80	4	4	
TOTALS	RPI 1-25	RPI 26-50	W-L RECORDS	RPI 51-100	RPI 101-150	RPI 150+				
18- 9	1- 7	4- 0	OVERALL	1- 2	4- 0	8- 0				
12- 1	1- 1	3- 0	HOME	0- 0	2- 0	6- 0				
4- 5	0- 3	0- 0	AWAY	1- 2	1- 0	2- 0				
2- 3	0- 3	1- 0	NEUTRAL	0- 0	1- 0	0- 0				
9- 4	0- 3	2- 0	NON-CONFERENCE	0- 1	1- 0	6- 0				
6- 0	0- 0	1- 0	HOME	0- 0	0- 0	5- 0				
1- 1	0- 0	0- 0	AWAY	0- 1	0- 0	1- 0				
2- 3	0- 3	1- 0	NEUTRAL	0- 0	1- 0	0- 0				
9- 5	1- 4	2- 0	CONFERENCE	1- 1	3- 0	2- 0				
6- 1	1- 1	2- 0	HOME	0- 0	2- 0	1- 0				
3- 4	0- 3	0- 0	AWAY	1- 1	1- 0	1- 0				
0- 0	0- 0	0- 0	NEUTRAL	0- 0	0- 0	0- 0				

RPI 1-25				RPI 26-50				Team's RPI: 31	RPI 51-100				RPI 101+			
RPI	S	Opponent	Score	RPI	S	Opponent	Score		RPI	S	Opponent	Score	RPI	S	Opponent	Score
2	H	Notre Dame	80 85	37	H	North Carolina St.	85 75		53	A	Georgia Tech	66 75	107	H	North Carolina	95 64
7	A	Duke	55 72	41	H	Michigan St.	75 64		54	A	Drexel	61 62	108	A	Clemson	88 62
11	A	Florida St.	58 77	45	H	Virginia	54 49		86	A	Virginia Tech	82 72	123	N	Old Dominion	92 66
13	A	Louisville	76 91	46	N	George Washington	74 71						145	H	Pittsburgh	93 65
16	H	Miami (FL)	81 48										170	A	Boston College	72 45
17	N	DePaul	84 108										170	H	Boston College	79 52
20	N	Texas A&M	84 105										179	H	Siena	102 65
25	N	Ohio St.	72 77										242	H	Niagara	109 60
LAST 12 Division I GAMES:																
2	H	Notre Dame	80 85	16	H	Miami (FL)	81 48		11	A	Florida St.	58 77				
107	H	North Carolina	95 64	7	A	Duke	55 72		53	A	Georgia Tech	66 75				
7	A	Duke	55 72	170	A	Boston College	72 45		37	H	North Carolina St.	85 75				
145	H	Pittsburgh	93 65	275	H	Coppin St.	76 30		170	H	Boston College	79 52				
86	A	Virginia Tech	82 72	304	H	Rhode Island	95 49		108	A	Clemson	88 62				
				318	H	Central Conn. St.	95 63									

Non-Div I Games:

Syracuse

Average RPI Win:	210	WON-LOST	WINNING	LAST 10	STRENGTH OF	OPP. STRENGTH	TEAM	ADJ.	CONF.	ADJ CONF.
Average RPI Loss:	28	RECORD	PCT. RANK	GAMES	SCHEDULE	OF SCHEDULE	RPI	RPI	RPI	RPI
DIV. I ONLY	12- 14	195	4- 6	57	24	136	136	4	4	
DIV. I NON-CONF.	8- 3	67	0- 0	205	175	128	128	3	3	
TOTALS	RPI 1-25	RPI 26-50	W-L RECORDS	RPI 51-100	RPI 101-150	RPI 150+				
12- 14	0- 9	0- 1	OVERALL	3- 4	0- 0	9- 0				
11- 6	0- 4	0- 0	HOME	3- 2	0- 0	8- 0				
1- 8	0- 5	0- 1	AWAY	0- 2	0- 0	1- 0				
0- 0	0- 0	0- 0	NEUTRAL	0- 0	0- 0	0- 0				
8- 3	0- 2	0- 1	NON-CONFERENCE	1- 0	0- 0	7- 0				
8- 1	0- 1	0- 0	HOME	1- 0	0- 0	7- 0				
0- 2	0- 1	0- 1	AWAY	0- 0	0- 0	0- 0				
0- 0	0- 0	0- 0	NEUTRAL	0- 0	0- 0	0- 0				
4- 11	0- 7	0- 0	CONFERENCE	2- 4	0- 0	2- 0				
3- 5	0- 3	0- 0	HOME	2- 2	0- 0	1- 0				
1- 6	0- 4	0- 0	AWAY	0- 2	0- 0	1- 0				
0- 0	0- 0	0- 0	NEUTRAL	0- 0	0- 0	0- 0				

RPI	S	Opponent	Score	RPI	S	Opponent	Score	RPI	S	Opponent	Score	RPI	S	Opponent	Score	Team's RPI: 136
2	A	Notre Dame	59 92	29	A	LSU	61 67	56	H	West Virginia	61 83	166	A	Kansas	80 68	
5	A	Baylor	54 77					59	A	Iowa St.	69 72	166	H	Kansas	83 68	
5	H	Baylor	73 91					59	H	Iowa St.	80 75	216	H	Grambling	83 47	
10	A	Texas	54 83					73	A	Oklahoma St.	70 88	217	H	Texas Southern	77 48	
10	H	Texas	69 77					73	H	Oklahoma St.	67 82	250	H	Butler	73 47	
15	A	Oklahoma	72 87					92	H	SMU	76 67	270	H	McNeese	74 70	
18	A	Kansas St.	63 74					98	H	Texas Tech	76 62	308	H	Alcorn	95 39	
18	H	Kansas St.	65 68									332	H	Incarnate Word	88 40	
20	H	Texas A&M	67 75									344	H	Sam Houston St.	81 37	
LAST 12 Division I GAMES:																
18	H	Kansas St.	65 68	10	H	Texas	69 77									
73	A	Oklahoma St.	70 88	166	H	Kansas	83 68									
5	H	Baylor	73 91	18	A	Kansas St.	63 74									
98	H	Texas Tech	76 62	59	H	Iowa St.	80 75									
166	A	Kansas	80 68	5	A	Baylor	54 77									
59	A	Iowa St.	69 72	10	A	Texas	54 83									

Non-Div I Games:

TCU

Average RPI Win:	130	WON-LOST	WINNING	LAST 10	STRENGTH OF	OPP. STRENGTH	TEAM	ADJ.	CONF.	ADJ CONF.
Average RPI Loss:	67	RECORD	PCT. RANK	GAMES	SCHEDULE	OF SCHEDULE	RPI	RPI	RPI	RPI
DIV. I ONLY	21- 5	20	8- 2	63	41	24	24	5	5	
DIV. I NON-CONF.	10- 3	54	1- 0	74	57	25	25	5	5	
TOTALS	RPI 1-25	RPI 26-50	W-L RECORDS	RPI 51-100	RPI 101-150	RPI 150+				
21- 5	1- 1	4- 2	OVERALL	3- 1	1- 0	12- 1				
10- 2	1- 1	2- 1	HOME	1- 0	0- 0	6- 0				
11- 2	0- 0	2- 1	AWAY	2- 0	1- 0	6- 1				
0- 1	0- 0	0- 0	NEUTRAL	0- 1	0- 0	0- 0				
10- 3	1- 0	1- 1	NON-CONFERENCE	2- 1	1- 0	5- 1				
5- 0	1- 0	1- 0	HOME	0- 0	0- 0	3- 0				
5- 2	0- 0	0- 1	AWAY	2- 0	1- 0	2- 1				
0- 1	0- 0	0- 0	NEUTRAL	0- 1	0- 0	0- 0				
11- 2	0- 1	3- 1	CONFERENCE	1- 0	0- 0	7- 0				
5- 2	0- 1	1- 1	HOME	1- 0	0- 0	3- 0				
6- 0	0- 0	2- 0	AWAY	0- 0	0- 0	4- 0				
0- 0	0- 0	0- 0	NEUTRAL	0- 0	0- 0	0- 0				

RPI 1-25				RPI 26-50				RPI 51-100				RPI 101+			
RPI	S	Opponent	Score	RPI	S	Opponent	Score	RPI	S	Opponent	Score	RPI	S	Opponent	Score
1	H	UConn	69 97	27	A	Harvard	62 73	55	A	Villanova	83 48	102	A	Saint Joseph's	86 70
17	H	DePaul	84 74	34	A	South Fla.	77 71	81	N	Florida	76 83	151	A	Memphis	73 67
				34	H	South Fla.	51 55	85	A	Penn	63 53	151	H	Memphis	66 51
				43	H	Quinnipiac	71 68	92	H	SMU	66 52	155	A	East Carolina	76 43
				44	A	Tulane	76 50					155	H	East Carolina	78 47
				44	H	Tulane	86 71					159	A	Tulsa	58 49
												159	H	Tulsa	70 43
												165	H	La Salle	86 70
												173	A	Houston	69 57
												183	H	Fairfield	73 59
												192	A	Hampton	65 71
												212	A	Rutgers	48 37
												276	A	Kennesaw St.	79 38
												282	H	Vermont	53 39
LAST 12 Division I GAMES:															
				34	A	South Fla.	77 71	34	H	South Fla.	51 55				
				92	H	SMU	66 52	85	A	Penn	63 53				
				155	A	East Carolina	76 43	151	H	Memphis	66 51				
				159	H	Tulsa	70 43	173	A	Houston	69 57				
				44	A	Tulane	76 50	159	A	Tulsa	58 49				
				1	H	UConn	69 97	155	H	East Carolina	78 47				

Non-Div I Games:

Temple

## Tennessee

Through Games Of Feb. 21, 2017

Average RPI Win:	96	WON-LOST	WINNING	LAST 10	STRENGTH OF	OPP. STRENGTH	TEAM	ADJ.	CONF.	ADJ CONF.
Average RPI Loss:	57	RECORD	PCT. RANK	GAMES	SCHEDULE	OF SCHEDULE	RPI	RPI	RPI	RPI
DIV. I ONLY	17- 10	102	6- 4	3	20	22	22	2	2	
DIV. I NON-CONF.	9- 4	85	1- 0	3	40	9	9	2	2	
TOTALS	RPI 1-25	RPI 26-50	W-L RECORDS	RPI 51-100	RPI 101-150	RPI 150+				
17- 10	5- 4	2- 1	OVERALL	3- 3	3- 2	4- 0				
12- 3	4- 3	1- 0	HOME	1- 0	3- 0	3- 0				
5- 7	1- 1	1- 1	AWAY	2- 3	0- 2	1- 0				
0- 0	0- 0	0- 0	NEUTRAL	0- 0	0- 0	0- 0				
9- 4	2- 2	1- 0	NON-CONFERENCE	0- 2	2- 0	4- 0				
7- 1	2- 1	0- 0	HOME	0- 0	2- 0	3- 0				
2- 3	0- 1	1- 0	AWAY	0- 2	0- 0	1- 0				
0- 0	0- 0	0- 0	NEUTRAL	0- 0	0- 0	0- 0				
8- 6	3- 2	1- 1	CONFERENCE	3- 1	1- 2	0- 0				
5- 2	2- 2	1- 0	HOME	1- 0	1- 0	0- 0				
3- 4	1- 0	0- 1	AWAY	2- 1	0- 2	0- 0				
0- 0	0- 0	0- 0	NEUTRAL	0- 0	0- 0	0- 0				

RPI	S	Opponent	Score	RPI	S	Opponent	Score	RPI	S	Opponent	Score	RPI	S	Opponent	Score
2	H	Notre Dame	71 69	29	H	LSU	77 58	74	A	Penn St.	56 70	105	H	Troy	110 84
3	H	Mississippi St.	64 74	38	A	James Madison	81 69	81	A	Florida	84 75	116	A	Ole Miss	62 67
4	A	South Carolina	76 74	42	A	Auburn	61 79	86	A	Virginia Tech	63 67	118	H	Navy	85 55
5	H	Baylor	66 88					87	A	Georgia	78 81	122	A	Alabama	57 65
9	H	Stanford	59 51					91	A	Vanderbilt	70 57	143	H	Arkansas	59 46
10	A	Texas	67 72					91	H	Vanderbilt	91 63	191	A	ETSU	83 58
14	H	Kentucky	72 65									208	H	Appalachian St.	92 66
20	H	Texas A&M	59 61									223	H	UNCW	90 54
23	H	Missouri	77 66									261	H	Tennessee St.	86 36
LAST 12 Division I GAMES:															
143	H	Arkansas	59 46	4	A	South Carolina	76 74								
122	A	Alabama	57 65	81	A	Florida	84 75								
20	H	Texas A&M	59 61	91	H	Vanderbilt	91 63								
23	H	Missouri	77 66	42	A	Auburn	61 79								
87	A	Georgia	78 81	2	H	Notre Dame	71 69								
29	H	LSU	77 58	116	A	Ole Miss	62 67								

Non-Div I Games:

Tennessee

■ Loss, 
 ■ Non-Conf, 
 ■ S Site, 
 ■ H Home 
 ■ A Away 
 N Neutral

Average RPI Win:	242	WON-LOST	WINNING	LAST 10	STRENGTH OF	OPP. STRENGTH	TEAM	ADJ.	CONF.	ADJ CONF.
Average RPI Loss:	193	RECORD	PCT. RANK	GAMES	SCHEDULE	OF SCHEDULE	RPI	RPI	RPI	RPI
DIV. I ONLY	9- 15	244	3- 7	264	250	261	261	26	26	
DIV. I NON-CONF.	4- 5	198	0- 0	214	78	155	155	26	26	
TOTALS	RPI 1-25	RPI 26-50	W-L RECORDS	RPI 51-100	RPI 101-150	RPI 150+				
9- 15	0- 1	0- 0	OVERALL	0- 3	1- 0	8- 11				
6- 3	0- 0	0- 0	HOME	0- 1	0- 0	6- 2				
2- 11	0- 1	0- 0	AWAY	0- 2	1- 0	1- 8				
1- 1	0- 0	0- 0	NEUTRAL	0- 0	0- 0	1- 1				
4- 5	0- 1	0- 0	NON-CONFERENCE	0- 2	1- 0	3- 2				
1- 0	0- 0	0- 0	HOME	0- 0	0- 0	1- 0				
2- 4	0- 1	0- 0	AWAY	0- 2	1- 0	1- 1				
1- 1	0- 0	0- 0	NEUTRAL	0- 0	0- 0	1- 1				
5- 10	0- 0	0- 0	CONFERENCE	0- 1	0- 0	5- 9				
5- 3	0- 0	0- 0	HOME	0- 1	0- 0	5- 2				
0- 7	0- 0	0- 0	AWAY	0- 0	0- 0	0- 7				
0- 0	0- 0	0- 0	NEUTRAL	0- 0	0- 0	0- 0				

RPI 1-25				RPI 26-50				RPI 51-100				RPI 101+ Team's RPI: 261			
RPI	S	Opponent	Score	RPI	S	Opponent	Score	RPI	S	Opponent	Score	RPI	S	Opponent	Score
22	A	Tennessee	36 86					61	H	Belmont	60 70	117	A	Stetson	56 50
								73	A	Oklahoma St.	48 86	175	A	Morehead St.	74 87
								88	A	UNLV	48 69	175	H	Morehead St.	69 66
												186	A	Xavier	54 63
												193	N	Bethune-Cookman	69 60
												204	A	SIUE	52 73
												211	N	Wisconsin	70 80
												235	H	UT Martin	85 80
												246	A	Murray St.	72 80
												248	A	Jacksonville St.	56 69
												248	H	Jacksonville St.	64 51
												269	A	Tennessee Tech	59 64
												269	H	Tennessee Tech	59 72
												274	A	Austin Peay	63 79
												279	H	Southeast Mo. St.	67 75
												291	A	Lipscomb	77 71
												296	H	Eastern Ill.	69 58
												297	A	Eastern Ky.	62 66
												297	H	Eastern Ky.	78 64
												324	H	Arkansas St.	76 66
LAST 12 Division I GAMES:															
297	H	Eastern Ky.	78 64	61	H	Belmont	60 70								
175	A	Morehead St.	74 87	204	A	SIUE	52 73								
248	A	Jacksonville St.	56 69	248	H	Jacksonville St.	64 51								
269	H	Tennessee Tech	59 72	269	A	Tennessee Tech	59 64								
274	A	Austin Peay	63 79	297	A	Eastern Ky.	62 66								
296	H	Eastern Ill.	69 58	175	H	Morehead St.	69 66								

Non-Div I Games: Fisk 97 41

Tennessee St.

■ Loss, 
 ■ Non-Conf, 
 ■ S Site, 
 ■ H Home 
 ■ A Away 
 N Neutral

Average RPI Win:	273	WON-LOST	WINNING	LAST 10	STRENGTH OF	OPP. STRENGTH	TEAM	ADJ.	CONF.	ADJ CONF.
Average RPI Loss:	171	RECORD	PCT. RANK	GAMES	SCHEDULE	OF SCHEDULE	RPI	RPI	RPI	RPI
DIV. I ONLY	9- 18	260	4- 6	181	302	269	269	26	26	
DIV. I NON-CONF.	2- 10	305	0- 0	195	283	307	307	26	26	
TOTALS	RPI 1-25	RPI 26-50	W-L RECORDS	RPI 51-100	RPI 101-150	RPI 150+				
9- 18	0- 0	0- 0	OVERALL	0- 5	0- 3	9- 10				
6- 7	0- 0	0- 0	HOME	0- 2	0- 1	6- 4				
3- 11	0- 0	0- 0	AWAY	0- 3	0- 2	3- 6				
0- 0	0- 0	0- 0	NEUTRAL	0- 0	0- 0	0- 0				
2- 10	0- 0	0- 0	NON-CONFERENCE	0- 3	0- 3	2- 4				
1- 4	0- 0	0- 0	HOME	0- 1	0- 1	1- 2				
1- 6	0- 0	0- 0	AWAY	0- 2	0- 2	1- 2				
0- 0	0- 0	0- 0	NEUTRAL	0- 0	0- 0	0- 0				
7- 8	0- 0	0- 0	CONFERENCE	0- 2	0- 0	7- 6				
5- 3	0- 0	0- 0	HOME	0- 1	0- 0	5- 2				
2- 5	0- 0	0- 0	AWAY	0- 1	0- 0	2- 4				
0- 0	0- 0	0- 0	NEUTRAL	0- 0	0- 0	0- 0				

RPI S	Opponent	Score	RPI S	Opponent	Score	RPI S	Opponent	Score	RPI S	Opponent	Score	Team's RPI: 269
						61	A Belmont	75 89	132	A Radford	46 79	
						61	H Belmont	66 85	137	A Cincinnati	38 60	
						65	A IUPUI	63 77	138	H Wright St.	54 65	
						76	H Middle Tenn.	62 73	175	A Morehead St.	65 79	
						91	A Vanderbilt	57 89	175	H Morehead St.	52 81	
									191	H ETSU	76 82	
									203	H UNCG	59 65	
									204	A SIUE	49 60	
									235	H UT Martin	81 71	
									246	H Murray St.	72 54	
									248	A Jacksonville St.	44 57	
									248	H Jacksonville St.	56 54	
									256	A UNC Asheville	65 77	
									261	A Tennessee St.	72 59	
									261	H Tennessee St.	64 59	
									274	H Austin Peay	84 87	
									279	A Southeast Mo. St.	74 63	
									291	A Lipscomb	69 71	
									294	H Northern Ky.	55 40	
									296	A Eastern Ill.	46 54	
									297	H Eastern Ky.	53 51	
									336	A Winthrop	73 50	
LAST 12 Division I GAMES:												
175	H	Morehead St.	52	81	297	H	Eastern Ky.	53	51			
248	A	Jacksonville St.	44	57	175	A	Morehead St.	65	79			
61	H	Belmont	66	85	61	A	Belmont	75	89			
261	A	Tennessee St.	72	59	261	H	Tennessee St.	64	59			
296	A	Eastern Ill.	46	54	248	H	Jacksonville St.	56	54			
235	H	UT Martin	81	71	246	H	Murray St.	72	54			

Non-Div I Games: Tenn. Wesleyan 54 41

Tennessee Tech

Average RPI Win:	118	WON-LOST	WINNING	LAST 10	STRENGTH OF	OPP. STRENGTH	TEAM	ADJ.	CONF.	ADJ CONF.
Average RPI Loss:	6	RECORD	PCT. RANK	GAMES	SCHEDULE	OF SCHEDULE	RPI	RPI	RPI	RPI
DIV. I ONLY	21- 6	29	8- 2	5	3	10	10	4	4	
DIV. I NON-CONF.	7- 4	114	1- 0	7	15	34	34	3	3	
TOTALS	RPI 1-25	RPI 26-50	W-L RECORDS	RPI 51-100	RPI 101-150	RPI 150+				
21- 6	5- 6	0- 0	OVERALL	7- 0	2- 0	7- 0				
13- 2	3- 2	0- 0	HOME	3- 0	1- 0	6- 0				
8- 3	2- 3	0- 0	AWAY	4- 0	1- 0	1- 0				
0- 1	0- 1	0- 0	NEUTRAL	0- 0	0- 0	0- 0				
7- 4	2- 4	0- 0	NON-CONFERENCE	0- 0	0- 0	5- 0				
6- 1	1- 1	0- 0	HOME	0- 0	0- 0	5- 0				
1- 2	1- 2	0- 0	AWAY	0- 0	0- 0	0- 0				
0- 1	0- 1	0- 0	NEUTRAL	0- 0	0- 0	0- 0				
14- 2	3- 2	0- 0	CONFERENCE	7- 0	2- 0	2- 0				
7- 1	2- 1	0- 0	HOME	3- 0	1- 0	1- 0				
7- 1	1- 1	0- 0	AWAY	4- 0	1- 0	1- 0				
0- 0	0- 0	0- 0	NEUTRAL	0- 0	0- 0	0- 0				

RPI	S	Opponent	Score
1	N	UConn	54 72
3	A	Mississippi St.	68 79
4	H	South Carolina	67 76
5	A	Baylor	85 79
5	H	Baylor	67 70
9	A	Stanford	59 71
11	A	Florida St.	92 88
15	A	Oklahoma	73 74
15	H	Oklahoma	86 68
18	H	Kansas St.	63 58
22	H	Tennessee	72 67

RPI	S	Opponent	Score
56	A	West Virginia	73 63
56	H	West Virginia	69 54
59	A	Iowa St.	75 68
73	A	Oklahoma St.	85 71
73	H	Oklahoma St.	66 35
98	A	Texas Tech	77 57
98	H	Texas Tech	67 47

RPI	S	Opponent	Score
56	A	West Virginia	73 63
56	H	West Virginia	69 54
59	A	Iowa St.	75 68
73	A	Oklahoma St.	85 71
73	H	Oklahoma St.	66 35
98	A	Texas Tech	77 57
98	H	Texas Tech	67 47

RPI	S	Opponent	Score
136	A	TCU	77 69
136	H	TCU	83 54
166	A	Kansas	66 54
166	H	Kansas	75 42
188	H	UTSA	76 43
202	H	New Orleans	80 48
251	H	UTRGV	85 61
299	H	Northwestern St.	86 39
343	H	Houston Baptist	98 46

## LAST 12 Division I GAMES:

5	H	Baylor	67 70	73	A	Oklahoma St.	85 71
15	A	Oklahoma	73 74	56	H	West Virginia	69 54
11	A	Florida St.	92 88	136	A	TCU	77 69
166	H	Kansas	75 42	98	A	Texas Tech	77 57
5	A	Baylor	85 79	15	H	Oklahoma	86 68
18	H	Kansas St.	63 58	56	A	West Virginia	73 63

Non-Div I Games:

Texas

Average RPI Win:	109	WON-LOST	WINNING	LAST 10	STRENGTH OF	OPP. STRENGTH	TEAM	ADJ.	CONF.	ADJ CONF.
Average RPI Loss:	44	RECORD	PCT. RANK	GAMES	SCHEDULE	OF SCHEDULE	RPI	RPI	RPI	RPI
DIV. I ONLY	19- 8	67	6- 4	15	25	20	20	2	2	
DIV. I NON-CONF.	10- 3	54	0- 0	44	79	38	38	2	2	
TOTALS	RPI 1-25	RPI 26-50	W-L RECORDS	RPI 51-100	RPI 101-150	RPI 150+				
19- 8	2- 3	4- 1	OVERALL	5- 4	5- 0	3- 0				
12- 2	0- 1	2- 0	HOME	4- 1	4- 0	2- 0				
5- 5	2- 2	1- 1	AWAY	1- 2	1- 0	0- 0				
2- 1	0- 0	1- 0	NEUTRAL	0- 1	0- 0	1- 0				
10- 3	0- 0	2- 0	NON-CONFERENCE	2- 3	3- 0	3- 0				
6- 1	0- 0	0- 0	HOME	2- 1	2- 0	2- 0				
2- 1	0- 0	1- 0	AWAY	0- 1	1- 0	0- 0				
2- 1	0- 0	1- 0	NEUTRAL	0- 1	0- 0	1- 0				
9- 5	2- 3	2- 1	CONFERENCE	3- 1	2- 0	0- 0				
6- 1	0- 1	2- 0	HOME	2- 0	2- 0	0- 0				
3- 4	2- 2	0- 1	AWAY	1- 1	0- 0	0- 0				
0- 0	0- 0	0- 0	NEUTRAL	0- 0	0- 0	0- 0				

RPI 1-25				RPI 26-50				RPI 51-100				RPI 101+			
RPI	S	Opponent	Score	RPI	S	Opponent	Score	RPI	S	Opponent	Score	RPI	S	Opponent	Score
3	A	Mississippi St.	61 71	29	A	LSU	63 67	51	N	Dayton	57 74	106	H	SFA	63 48
3	H	Mississippi St.	67 72	29	H	LSU	54 52	63	H	Southern California	62 66	113	H	Central Ark.	74 49
14	A	Kentucky	77 68	31	N	Syracuse	105 84	81	A	Florida	67 59	122	H	Alabama	69 48
22	A	Tennessee	61 59	42	H	Auburn	66 61	81	H	Florida	84 76	136	A	TCU	75 67
23	A	Missouri	76 78	48	A	Little Rock	55 37	87	A	Georgia	59 69	143	H	Arkansas	90 65
								91	H	Vanderbilt	77 72	227	N	Southern U.	81 58
								92	A	SMU	53 54	283	H	Prairie View	90 62
								98	H	Texas Tech	98 90	303	H	A&M-Corpus Christi	84 55
								99	H	Abilene Christian	71 45				
LAST 12 Division I GAMES:															
3	H	Mississippi St.	67 72	3	A	Mississippi St.	61 71								
29	A	LSU	63 67	29	H	LSU	54 52								
22	A	Tennessee	61 59	23	A	Missouri	76 78								
122	H	Alabama	69 48	81	A	Florida	67 59								
42	H	Auburn	66 61	143	H	Arkansas	90 65								
81	H	Florida	84 76	14	A	Kentucky	77 68								

Non-Div I Games:

Texas A&amp;M



## Texas Southern

Through Games Of Feb. 21, 2017

Average RPI Win:	280	WON-LOST	WINNING	LAST 10	STRENGTH OF	OPP. STRENGTH	TEAM	ADJ.	CONF.	ADJ CONF.
Average RPI Loss:	214	RECORD	PCT. RANK	GAMES	SCHEDULE	OF SCHEDULE	RPI	RPI	RPI	RPI
DIV. I ONLY	15- 9	106	6- 4	348	316	217	217	30	30	
DIV. I NON-CONF.	5- 5	165	0- 0	331	213	206	206	30	30	
TOTALS	RPI 1-25	RPI 26-50	W-L RECORDS	RPI 51-100	RPI 101-150	RPI 150+				
15- 9	0- 0	0- 0	OVERALL	0- 1	0- 1	15- 7				
6- 2	0- 0	0- 0	HOME	0- 0	0- 0	6- 2				
8- 7	0- 0	0- 0	AWAY	0- 1	0- 1	8- 5				
1- 0	0- 0	0- 0	NEUTRAL	0- 0	0- 0	1- 0				
5- 5	0- 0	0- 0	NON-CONFERENCE	0- 1	0- 1	5- 3				
0- 1	0- 0	0- 0	HOME	0- 0	0- 0	0- 1				
4- 4	0- 0	0- 0	AWAY	0- 1	0- 1	4- 2				
1- 0	0- 0	0- 0	NEUTRAL	0- 0	0- 0	1- 0				
10- 4	0- 0	0- 0	CONFERENCE	0- 0	0- 0	10- 4				
6- 1	0- 0	0- 0	HOME	0- 0	0- 0	6- 1				
4- 3	0- 0	0- 0	AWAY	0- 0	0- 0	4- 3				
0- 0	0- 0	0- 0	NEUTRAL	0- 0	0- 0	0- 0				

RPI S	Opponent	Score	RPI S	Opponent	Score	RPI S	Opponent	Score	RPI S	Opponent	Score	Team's RPI: 217
						92	A SMU	36 61	136	A TCU	48 77	
									168	H Rice	49 52	
									171	A Texas St.	66 53	
									202	A New Orleans	57 63	
									213	H Alabama St.	52 48	
									216	A Grambling	52 64	
									216	H Grambling	69 61	
									220	N Presbyterian	74 62	
									227	A Southern U.	77 71	
									254	A Ark.-Pine Bluff	45 49	
									254	H Ark.-Pine Bluff	60 71	
									283	A Prairie View	70 62	
									283	H Prairie View	73 51	
									285	A FIU	70 62	
									301	A UTEP	89 68	
									303	A A&M-Corpus Christi	61 64	
									305	A Mississippi Val.	74 75	
									305	H Mississippi Val.	60 54	
									308	A Alcorn	57 53	
									343	A Houston Baptist	50 34	
									346	A Jackson St.	66 63	
									346	H Jackson St.	62 52	
									349	H Alabama A&M	60 51	
LAST 12 Division I GAMES:												
305	H	Mississippi Val.	60	54	213	H	Alabama St.	52	48			
254	H	Ark.-Pine Bluff	60	71	305	A	Mississippi Val.	74	75			
346	A	Jackson St.	66	63	254	A	Ark.-Pine Bluff	45	49			
216	A	Grambling	52	64	346	H	Jackson St.	62	52			
283	H	Prairie View	73	51	216	H	Grambling	69	61			
349	H	Alabama A&M	60	51	283	A	Prairie View	70	62			

Non-Div I Games: P.R.-Bayamon 64 58

Texas Southern

■ Loss, 
 ■ Non-Conf, S Site, 
 ■ Home 
 ■ Away 
 N Neutral

Average RPI Win:	234	WON-LOST	WINNING	LAST 10	STRENGTH OF	OPP. STRENGTH	TEAM	ADJ.	CONF.	ADJ CONF.
Average RPI Loss:	170	RECORD	PCT. RANK	GAMES	SCHEDULE	OF SCHEDULE	RPI	RPI	RPI	RPI
DIV. I ONLY	14- 10	130	8- 2	270	243	171	171	21	21	
DIV. I NON-CONF.	5- 5	165	0- 0	294	254	205	205	19	19	
TOTALS	RPI 1-25	RPI 26-50	W-L RECORDS	RPI 51-100	RPI 101-150	RPI 150+				
14- 10	0- 1	1- 0	OVERALL	0- 1	1- 2	12- 6				
8- 3	0- 0	1- 0	HOME	0- 0	0- 1	7- 2				
6- 7	0- 1	0- 0	AWAY	0- 1	1- 1	5- 4				
0- 0	0- 0	0- 0	NEUTRAL	0- 0	0- 0	0- 0				
5- 5	0- 1	0- 0	NON-CONFERENCE	0- 1	0- 0	5- 3				
3- 1	0- 0	0- 0	HOME	0- 0	0- 0	3- 1				
2- 4	0- 1	0- 0	AWAY	0- 1	0- 0	2- 2				
0- 0	0- 0	0- 0	NEUTRAL	0- 0	0- 0	0- 0				
9- 5	0- 0	1- 0	CONFERENCE	0- 0	1- 2	7- 3				
5- 2	0- 0	1- 0	HOME	0- 0	0- 1	4- 1				
4- 3	0- 0	0- 0	AWAY	0- 0	1- 1	3- 2				
0- 0	0- 0	0- 0	NEUTRAL	0- 0	0- 0	0- 0				

RPI 1-25				RPI 26-50				RPI 51-100				RPI 101+ Team's RPI: 171			
RPI	S	Opponent	Score	RPI	S	Opponent	Score	RPI	S	Opponent	Score	RPI	S	Opponent	Score
5	A	Baylor	24 90	48	H	Little Rock	64 47	92	A	SMU	56 64	104	A	UT Arlington	75 69
												104	H	UT Arlington	39 61
												105	A	Troy	54 65
												158	H	Louisiana	62 40
												173	A	Houston	61 56
												187	A	North Texas	59 58
												188	A	UTSA	47 72
												208	A	Appalachian St.	53 37
												208	H	Appalachian St.	64 66
												217	H	Texas Southern	53 66
												228	A	Ga. Southern	69 71
												241	A	South Ala.	57 44
												247	A	Georgia St.	62 51
												271	A	Coastal Caro.	48 64
												271	H	Coastal Caro.	83 62
												283	A	Prairie View	60 64
												303	H	A&M-Corpus Christi	57 50
												324	H	Arkansas St.	63 43
												329	H	La.-Monroe	63 50
												332	H	Incarnate Word	67 50
												344	H	Sam Houston St.	69 46
LAST 12 Division I GAMES:															
228	A	Ga. Southern	69 71	208	A	Appalachian St.	53 37								
247	A	Georgia St.	62 51	158	H	Louisiana	62 40								
48	H	Little Rock	64 47	329	H	La.-Monroe	63 50								
324	H	Arkansas St.	63 43	241	A	South Ala.	57 44								
104	A	UT Arlington	75 69	105	A	Troy	54 65								
271	A	Coastal Caro.	48 64	104	H	UT Arlington	39 61								

Non-Div I Games: St. Edward's 51 65

Texas St.

Loss, Non-Conf, S Site, H Home A Away N Neutral

Average RPI Win:	143	WON-LOST	WINNING	LAST 10	STRENGTH OF	OPP. STRENGTH	TEAM	ADJ.	CONF.	ADJ CONF.
Average RPI Loss:	49	RECORD	PCT. RANK	GAMES	SCHEDULE	OF SCHEDULE	RPI	RPI	RPI	RPI
DIV. I ONLY	12- 14	195	1- 9	19	27	98	98	4	4	
DIV. I NON-CONF.	8- 3	67	0- 0	40	138	37	37	3	3	
TOTALS	RPI 1-25	RPI 26-50	W-L RECORDS	RPI 51-100	RPI 101-150	RPI 150+				
12- 14	0- 9	0- 0	OVERALL	3- 2	5- 2	4- 1				
11- 4	0- 4	0- 0	HOME	3- 0	4- 0	4- 0				
0- 10	0- 5	0- 0	AWAY	0- 2	0- 2	0- 1				
1- 0	0- 0	0- 0	NEUTRAL	0- 0	1- 0	0- 0				
8- 3	0- 2	0- 0	NON-CONFERENCE	0- 0	5- 1	3- 0				
7- 0	0- 0	0- 0	HOME	0- 0	4- 0	3- 0				
0- 3	0- 2	0- 0	AWAY	0- 0	0- 1	0- 0				
1- 0	0- 0	0- 0	NEUTRAL	0- 0	1- 0	0- 0				
4- 11	0- 7	0- 0	CONFERENCE	3- 2	0- 1	1- 1				
4- 4	0- 4	0- 0	HOME	3- 0	0- 0	1- 0				
0- 7	0- 3	0- 0	AWAY	0- 2	0- 1	0- 1				
0- 0	0- 0	0- 0	NEUTRAL	0- 0	0- 0	0- 0				

RPI S	Opponent	Score	RPI S	Opponent	Score	RPI S	Opponent	Score	RPI S	Opponent	Score
5	H Baylor	61 79				56	A West Virginia	79 89	104	H UT Arlington	79 60
10	A Texas	47 67				56	H West Virginia	75 66	113	H Central Ark.	79 45
10	H Texas	57 77				59	A Iowa St.	68 79	119	N Fordham	59 50
15	A Oklahoma	45 66				59	H Iowa St.	75 66	124	H North Dakota	90 80
15	H Oklahoma	56 64				73	H Oklahoma St.	70 65	136	A TCU	62 76
16	A Miami (FL)	56 74							139	H New Mexico	69 58
18	A Kansas St.	54 68							143	A Arkansas	60 66
18	H Kansas St.	53 65							166	A Kansas	60 66
20	A Texas A&M	90 98							166	H Kansas	75 60
									173	H Houston	84 60
									283	H Prairie View	85 43
									308	H Alcorn	90 37
LAST 12 Division I GAMES:											
166	H Kansas	75 60	166	A Kansas	60 66						
59	A Iowa St.	68 79	56	A West Virginia	79 89						
15	H Oklahoma	56 64	10	H Texas	57 77						
136	A TCU	62 76	15	A Oklahoma	45 66						
5	H Baylor	61 79	56	H West Virginia	75 66						
18	H Kansas St.	53 65	18	A Kansas St.	54 68						

Non-Div I Games:

Texas Tech

■ Loss, 
 ■ Non-Conf, S Site, 
 ■ Home 
 ■ Away 
 N Neutral

Average RPI Win:	200	WON-LOST	WINNING	LAST 10	STRENGTH OF	OPP. STRENGTH	TEAM	ADJ.	CONF.	ADJ CONF.
Average RPI Loss:	58	RECORD	PCT. RANK	GAMES	SCHEDULE	OF SCHEDULE	RPI	RPI	RPI	RPI
DIV. I ONLY	16- 8	80	5- 5	98	93	84	84	10	10	
DIV. I NON-CONF.	8- 2	49	0- 0	253	44	90	90	11	11	
TOTALS	RPI 1-25	RPI 26-50	W-L RECORDS	RPI 51-100	RPI 101-150	RPI 150+				
16- 8	0- 2	1- 3	OVERALL	3- 2	0- 1	12- 0				
8- 4	0- 1	1- 1	HOME	1- 1	0- 1	6- 0				
7- 3	0- 0	0- 2	AWAY	2- 1	0- 0	5- 0				
1- 1	0- 1	0- 0	NEUTRAL	0- 0	0- 0	1- 0				
8- 2	0- 2	0- 0	NON-CONFERENCE	1- 0	0- 0	7- 0				
4- 1	0- 1	0- 0	HOME	0- 0	0- 0	4- 0				
3- 0	0- 0	0- 0	AWAY	1- 0	0- 0	2- 0				
1- 1	0- 1	0- 0	NEUTRAL	0- 0	0- 0	1- 0				
8- 6	0- 0	1- 3	CONFERENCE	2- 2	0- 1	5- 0				
4- 3	0- 0	1- 1	HOME	1- 1	0- 1	2- 0				
4- 3	0- 0	0- 2	AWAY	1- 1	0- 0	3- 0				
0- 0	0- 0	0- 0	NEUTRAL	0- 0	0- 0	0- 0				

RPI 1-25				RPI 26-50				RPI 51-100				Team's RPI: 84	RPI 101+			
RPI	S	Opponent	Score	RPI	S	Opponent	Score	RPI	S	Opponent	Score		RPI	S	Opponent	Score
2	H	Notre Dame	68 85	40	A	Central Mich.	61 72	51	A	Dayton	76 72		130	H	Ball St.	45 51
12	N	UCLA	73 75	40	H	Central Mich.	74 72	79	A	Buffalo	73 64		160	H	Detroit Mercy	72 66
				49	A	Ohio	55 61	79	H	Buffalo	85 63		176	A	Western Mich.	72 66
				49	H	Ohio	55 64	82	H	Northern Ill.	73 77		181	A	Cleveland St.	92 59
								100	A	Kent St.	60 70		222	A	Akron	61 57
													233	H	St. Bonaventure	74 50
													238	H	Miami (OH)	64 50
													258	H	Bowling Green	74 59
													277	N	Davidson	76 41
													287	A	Eastern Mich.	66 49
													303	A	A&M-Corpus Christi	76 60
													304	H	Rhode Island	65 50
													317	H	Ill.-Chicago	79 51
LAST 12 Division I GAMES:																
				40	A	Central Mich.	61 72	40	H	Central Mich.	74 72					
				222	A	Akron	61 57	100	A	Kent St.	60 70					
				258	H	Bowling Green	74 59	49	H	Ohio	55 64					
				176	A	Western Mich.	72 66	82	H	Northern Ill.	73 77					
				49	A	Ohio	55 61	79	A	Buffalo	73 64					
				79	H	Buffalo	85 63	238	H	Miami (OH)	64 50					

Non-Div I Games: Madonna 99 47

Toledo

Loss, Non-Conf, S Site, H Home A Away N Neutral

Average RPI Win: <b>196</b>	WON-LOST	WINNING	LAST 10	STRENGTH OF	OPP. STRENGTH	TEAM	ADJ.	CONF.	ADJ CONF.
Average RPI Loss: <b>132</b>	RECORD	PCT. RANK	GAMES	SCHEDULE	OF SCHEDULE	RPI	RPI	RPI	RPI
DIV. I ONLY	11- 15	220	2- 8	136	147	206	206	9	9
DIV. I NON-CONF.	7- 4	114	0- 0	194	316	159	159	8	8
TOTALS	RPI 1-25	RPI 26-50	W-L RECORDS	RPI 51-100	RPI 101-150	RPI 150+			
11- 15	0- 1	2- 1	OVERALL	0- 3	2- 3	7- 7			
8- 7	0- 0	1- 0	HOME	0- 2	2- 2	5- 3			
3- 8	0- 1	1- 1	AWAY	0- 1	0- 1	2- 4			
0- 0	0- 0	0- 0	NEUTRAL	0- 0	0- 0	0- 0			
7- 4	0- 1	0- 0	NON-CONFERENCE	0- 1	1- 1	6- 1			
5- 2	0- 0	0- 0	HOME	0- 1	1- 1	4- 0			
2- 2	0- 1	0- 0	AWAY	0- 0	0- 0	2- 1			
0- 0	0- 0	0- 0	NEUTRAL	0- 0	0- 0	0- 0			
4- 11	0- 0	2- 1	CONFERENCE	0- 2	1- 2	1- 6			
3- 5	0- 0	1- 0	HOME	0- 1	1- 1	1- 3			
1- 6	0- 0	1- 1	AWAY	0- 1	0- 1	0- 3			
0- 0	0- 0	0- 0	NEUTRAL	0- 0	0- 0	0- 0			

RPI 1-25				RPI 26-50				RPI 51-100				RPI 101+ Team's RPI: 206			
RPI	S	Opponent	Score	RPI	S	Opponent	Score	RPI	S	Opponent	Score	RPI	S	Opponent	Score
21	A	Maryland	63 97	26	A	Elon	55 83	54	A	Drexel	48 58	109	H	Rider	75 79
				38	A	James Madison	60 55	54	H	Drexel	65 80	120	H	Cornell	68 63
				38	H	James Madison	54 51	58	H	Georgetown	59 75	129	H	Delaware	67 73
												150	A	William & Mary	55 68
												150	H	William & Mary	64 60
												153	A	Northeastern	64 72
												153	H	Northeastern	51 63
												180	H	Hofstra	61 70
												185	H	George Mason	79 75
												196	A	Col. of Charleston	54 59
												196	H	Col. of Charleston	61 59
												201	A	UMBC	59 48
												223	A	UNCW	56 59
												223	H	UNCW	42 48
												253	A	Colgate	71 76
												272	H	Norfolk St.	61 58
												275	H	Coppin St.	69 65
												338	A	Wagner	69 40
												345	H	UMass Lowell	90 56
LAST 12 Division I GAMES:															
153	H	Northeastern	51 63	129	H	Delaware	67 73								
54	H	Drexel	65 80	223	A	UNCW	56 59								
150	A	William & Mary	55 68	38	A	James Madison	60 55								
223	H	UNCW	42 48	150	H	William & Mary	64 60								
196	A	Col. of Charleston	54 59	196	H	Col. of Charleston	61 59								
26	A	Elon	55 83	180	H	Hofstra	61 70								

Non-Div I Games:

Towson

■ Loss, 
 ■ Non-Conf, S Site, 
 ■ Home 
 ■ Away 
 N Neutral

Average RPI Win: <b>221</b>	WON-LOST	WINNING	LAST 10	STRENGTH OF	OPP. STRENGTH	TEAM	ADJ.	CONF.	ADJ CONF.
Average RPI Loss: <b>113</b>	RECORD	PCT. RANK	GAMES	SCHEDULE	OF SCHEDULE	RPI	RPI	RPI	RPI
DIV. I ONLY	16- 7	71	7- 3	216	161	105	105	21	21
DIV. I NON-CONF.	5- 4	143	0- 0	147	41	108	108	19	19
TOTALS	RPI 1-25	RPI 26-50	W-L RECORDS	RPI 51-100	RPI 101-150	RPI 150+			
16- 7	0- 1	0- 2	OVERALL	2- 1	1- 0	13- 3			
8- 2	0- 0	0- 0	HOME	1- 0	1- 0	6- 2			
6- 5	0- 0	0- 0	AWAY	0- 0	0- 0	6- 0			
2- 0	0- 0	0- 0	NEUTRAL	1- 0	0- 0	1- 0			
5- 4	0- 1	0- 1	NON-CONFERENCE	2- 1	0- 0	3- 1			
2- 1	0- 0	0- 0	HOME	1- 0	0- 0	1- 1			
1- 3	0- 1	0- 1	AWAY	0- 1	0- 0	1- 0			
2- 0	0- 0	0- 0	NEUTRAL	1- 0	0- 0	1- 0			
11- 3	0- 0	0- 1	CONFERENCE	0- 0	1- 0	10- 2			
6- 1	0- 0	0- 0	HOME	0- 0	1- 0	5- 1			
5- 2	0- 0	0- 1	AWAY	0- 0	0- 0	5- 1			
0- 0	0- 0	0- 0	NEUTRAL	0- 0	0- 0	0- 0			

RPI 1-25				RPI 26-50				RPI 51-100				RPI 101+ Team's RPI: 105			
RPI	S	Opponent	Score	RPI	S	Opponent	Score	RPI	S	Opponent	Score	RPI	S	Opponent	Score
22	A	Tennessee	84 <b>110</b>	42	A	Auburn	52 <b>61</b>	55	N	Villanova	93 85	104	H	UT Arlington	85 68
				48	A	Little Rock	74 <b>77</b>	61	H	Belmont	91 74	158	A	Louisiana	72 <b>80</b>
								94	A	Jacksonville	70 <b>77</b>	171	H	Texas St.	65 54
												182	H	UAB	77 <b>81</b>
												208	H	Appalachian St.	86 77
												213	H	Alabama St.	95 66
												228	A	Ga. Southern	89 86
												228	H	Ga. Southern	77 67
												241	A	South Ala.	73 57
												241	H	South Ala.	75 71
												247	A	Georgia St.	87 69
												247	H	Georgia St.	65 <b>68</b>
												271	H	Coastal Caro.	78 66
												295	A	Nicholls St.	100 75
												315	N	Loyola Chicago	91 67
												324	A	Arkansas St.	83 75
												329	A	La.-Monroe	94 67
LAST 12 Division I GAMES:															
271	H	Coastal Caro.	78 66	228	H	Ga. Southern	77 67	324	A	Arkansas St.	83 75	48	A	Little Rock	74 <b>77</b>
208	H	Appalachian St.	86 77	104	H	UT Arlington	85 68	171	H	Texas St.	65 54	228	A	Ga. Southern	89 86
158	A	Louisiana	72 <b>80</b>	247	H	Georgia St.	65 <b>68</b>								
329	A	La.-Monroe	94 67												
241	H	South Ala.	75 71												
247	H	Georgia St.	65 <b>68</b>												

Non-Div I Games: Armstrong St. 118 72 Thomas (GA) 110 55

Troy

Average RPI Win: 154		WON-LOST	WINNING	LAST 10	STRENGTH OF	OPP. STRENGTH	TEAM	ADJ.	CONF.	ADJ CONF.
Average RPI Loss: 43		RECORD	PCT. RANK	GAMES	SCHEDULE	OF SCHEDULE	RPI	RPI	RPI	RPI
DIV. I ONLY		16- 11	117	5- 5	28	45	44	44	5	5
DIV. I NON-CONF.		9- 4	85	0- 0	59	35	46	46	5	5
TOTALS		RPI 1-25	RPI 26-50	W-L RECORDS	RPI 51-100	RPI 101-150	RPI 150+			
16- 11	0- 5		2- 3	OVERALL	1- 2	5- 0	8- 1			
10- 4	0- 2		2- 1	HOME	0- 0	4- 0	4- 1			
5- 6	0- 2		0- 2	AWAY	1- 2	1- 0	3- 0			
1- 1	0- 1		0- 0	NEUTRAL	0- 0	0- 0	1- 0			
9- 4	0- 1		2- 1	NON-CONFERENCE	0- 2	3- 0	4- 0			
7- 0	0- 0		2- 0	HOME	0- 0	3- 0	2- 0			
1- 3	0- 0		0- 1	AWAY	0- 2	0- 0	1- 0			
1- 1	0- 1		0- 0	NEUTRAL	0- 0	0- 0	1- 0			
7- 7	0- 4		0- 2	CONFERENCE	1- 0	2- 0	4- 1			
3- 4	0- 2		0- 1	HOME	0- 0	1- 0	2- 1			
4- 3	0- 2		0- 1	AWAY	1- 0	1- 0	2- 0			
0- 0	0- 0		0- 0	NEUTRAL	0- 0	0- 0	0- 0			

RPI 1-25				RPI 26-50				Team's RPI: 44				RPI 51-100				RPI 101+			
RPI	S	Opponent	Score	RPI	S	Opponent	Score	RPI	S	Opponent	Score	RPI	S	Opponent	Score	RPI	S	Opponent	Score
1	A	UConn	56 100	29	A	LSU	51 69	76	A	Middle Tenn.	59 62	126	H	Southern Miss.	86 67				
1	H	UConn	60 63	34	A	South Fla.	56 66	91	A	Vanderbilt	63 74	133	H	Eastern Wash.	63 51				
3	N	Mississippi St.	49 66	34	H	South Fla.	53 62	92	A	SMU	71 59	137	A	Cincinnati	74 68				
24	A	Temple	71 86	37	H	North Carolina St.	63 58					137	H	Cincinnati	62 51				
24	H	Temple	50 76	42	H	Auburn	61 59					141	H	Maine	77 62				
												151	H	Memphis	52 55				
												155	A	East Carolina	61 45				
												159	H	Tulsa	70 65				
												173	A	Houston	57 49				
												173	H	Houston	82 56				
												188	A	UTSA	75 66				
												216	H	Grambling	79 56				
												270	H	McNeese	82 65				
												287	N	Eastern Mich.	62 50				
LAST 12 Division I GAMES:																			
				1	H	UConn	60 63	137	A	Cincinnati	74 68								
				137	H	Cincinnati	62 51	159	H	Tulsa	70 65								
				34	A	South Fla.	56 66	1	A	UConn	56 100								
				151	H	Memphis	52 55	173	H	Houston	82 56								
				24	H	Temple	50 76	92	A	SMU	71 59								
				173	A	Houston	57 49	24	A	Temple	71 86								

Non-Div I Games:

Tulane

■ Loss, ■ Non-Conf, S Site, H Home A Away N Neutral

Average RPI Win:	158	WON-LOST	WINNING	LAST 10	STRENGTH OF	OPP. STRENGTH	TEAM	ADJ.	CONF.	ADJ CONF.
Average RPI Loss:	91	RECORD	PCT. RANK	GAMES	SCHEDULE	OF SCHEDULE	RPI	RPI	RPI	RPI
DIV. I ONLY	8- 19	280	3- 7	39	71	159	159	5	5	
DIV. I NON-CONF.	4- 9	248	0- 0	87	143	191	191	5	5	
TOTALS	RPI 1-25	RPI 26-50	W-L RECORDS	RPI 51-100	RPI 101-150	RPI 150+				
8- 19	0- 6	0- 3	OVERALL	1- 3	3- 3	4- 4				
5- 7	0- 2	0- 1	HOME	1- 1	1- 2	3- 1				
3- 11	0- 4	0- 2	AWAY	0- 1	2- 1	1- 3				
0- 1	0- 0	0- 0	NEUTRAL	0- 1	0- 0	0- 0				
4- 9	0- 2	0- 1	NON-CONFERENCE	0- 2	2- 2	2- 2				
2- 3	0- 0	0- 1	HOME	0- 1	1- 1	1- 0				
2- 5	0- 2	0- 0	AWAY	0- 0	1- 1	1- 2				
0- 1	0- 0	0- 0	NEUTRAL	0- 1	0- 0	0- 0				
4- 10	0- 4	0- 2	CONFERENCE	1- 1	1- 1	2- 2				
3- 4	0- 2	0- 0	HOME	1- 0	0- 1	2- 1				
1- 6	0- 2	0- 2	AWAY	0- 1	1- 0	0- 1				
0- 0	0- 0	0- 0	NEUTRAL	0- 0	0- 0	0- 0				

RPI	S	Opponent	Score	RPI	S	Opponent	Score	RPI	S	Opponent	Score	RPI	S	Opponent	Score	Team's RPI: 159
1	A	UConn	50 96	34	A	South Fla.	68 84	64	H	South Dakota	68 71	103	H	Saint Louis	70 64	
1	H	UConn	58 98	44	A	Tulane	65 70	92	A	SMU	41 62	114	A	UCF	73 62	
15	A	Oklahoma	68 85	48	H	Little Rock	58 63	92	H	SMU	66 59	114	H	UCF	58 62	
18	A	Kansas St.	62 82					93	N	BYU	56 71	139	A	New Mexico	67 64	
24	A	Temple	43 70									143	H	Arkansas	50 57	
24	H	Temple	49 58									148	A	Oral Roberts	68 76	
												151	H	Memphis	57 52	
												155	H	East Carolina	100 92	
												173	A	Houston	66 71	
												173	H	Houston	62 65	
												187	H	North Texas	63 58	
												205	A	Indiana St.	68 72	
												319	A	UMKC	80 70	
												324	A	Arkansas St.	80 83	
LAST 12 Division I GAMES:																
92	A	SMU	41 62	92	H	SMU	66 59									
173	H	Houston	62 65	44	A	Tulane	65 70									
114	H	UCF	58 62	114	A	UCF	73 62									
24	A	Temple	43 70	1	H	UConn	58 98									
1	A	UConn	50 96	24	H	Temple	49 58									
155	H	East Carolina	100 92	34	A	South Fla.	68 84									

Non-Div I Games:

Tulsa

■ Loss, 
■ Non-Conf, 
■ S Site, 
■ H Home 
■ A Away 
N Neutral



Average RPI Win:	237	WON-LOST	WINNING	LAST 10	STRENGTH OF	OPP. STRENGTH	TEAM	ADJ.	CONF.	ADJ CONF.
Average RPI Loss:	119	RECORD	PCT. RANK	GAMES	SCHEDULE	OF SCHEDULE	RPI	RPI	RPI	RPI
DIV. I ONLY	12- 13	186	5- 5	130	179	182	182	15	15	
DIV. I NON-CONF.	6- 4	127	0- 0	107	223	103	103	16	16	
TOTALS	RPI 1-25	RPI 26-50	W-L RECORDS	RPI 51-100	RPI 101-150	RPI 150+				
12- 13	0- 2	0- 0	OVERALL	0- 4	2- 2	10- 5				
8- 6	0- 1	0- 0	HOME	0- 3	0- 0	8- 2				
3- 7	0- 1	0- 0	AWAY	0- 1	2- 2	1- 3				
1- 0	0- 0	0- 0	NEUTRAL	0- 0	0- 0	1- 0				
6- 4	0- 2	0- 0	NON-CONFERENCE	0- 1	1- 0	5- 1				
3- 2	0- 1	0- 0	HOME	0- 1	0- 0	3- 0				
2- 2	0- 1	0- 0	AWAY	0- 0	1- 0	1- 1				
1- 0	0- 0	0- 0	NEUTRAL	0- 0	0- 0	1- 0				
6- 9	0- 0	0- 0	CONFERENCE	0- 3	1- 2	5- 4				
5- 4	0- 0	0- 0	HOME	0- 2	0- 0	5- 2				
1- 5	0- 0	0- 0	AWAY	0- 1	1- 2	0- 2				
0- 0	0- 0	0- 0	NEUTRAL	0- 0	0- 0	0- 0				

RPI	S	Opponent	Score	RPI	S	Opponent	Score	RPI	S	Opponent	Score	RPI	S	Opponent	Score	Team's RPI: 182
11	H	Florida St.	47 93					57	A	Western Ky.	48 60	105	A	Troy	81 77	
17	A	DePaul	80 90					57	H	Western Ky.	52 62	115	A	Charlotte	88 81	
								61	H	Belmont	58 72	123	A	Old Dominion	61 73	
								76	H	Middle Tenn.	61 64	126	A	Southern Miss.	59 64	
												161	A	Louisiana Tech	63 64	
												168	H	Rice	62 61	
												184	A	Southern Ill.	64 49	
												187	H	North Texas	58 59	
												188	H	UTSA	67 82	
												230	A	Samford	49 52	
												241	H	South Ala.	66 41	
												248	H	High Point	75 66	
												252	A	Marshall	58 61	
												252	H	Marshall	71 55	
												285	H	FIU	82 68	
												301	H	UTEP	74 61	
												305	H	Mississippi Val.	80 46	
												313	N	Gardner-Webb	59 49	
												328	H	Fla. Atlantic	66 55	
LAST 12 Division I GAMES:																
57	H	Western Ky.	52 62	126	A	Southern Miss.	59 64									
252	H	Marshall	71 55	161	A	Louisiana Tech	63 64									
123	A	Old Dominion	61 73	285	H	FIU	82 68									
115	A	Charlotte	88 81	328	H	Fla. Atlantic	66 55									
188	H	UTSA	67 82	252	A	Marshall	58 61									
301	H	UTEP	74 61	57	A	Western Ky.	48 60									

Non-Div I Games: Miles 106 48

UAB

■ Loss, 
 ■ Non-Conf, 
 ■ S Site, 
 ■ H Home 
 ■ A Away 
 N Neutral

Average RPI Win:	233	WON-LOST	WINNING	LAST 10	STRENGTH OF	OPP. STRENGTH	TEAM	ADJ.	CONF.	ADJ CONF.
Average RPI Loss:	89	RECORD	PCT. RANK	GAMES	SCHEDULE	OF SCHEDULE	RPI	RPI	RPI	RPI
DIV. I ONLY	18- 6	44	8- 2	235	166	101	101	25	25	
DIV. I NON-CONF.	8- 4	97	0- 0	84	94	60	60	23	23	
TOTALS	RPI 1-25	RPI 26-50	W-L RECORDS	RPI 51-100	RPI 101-150	RPI 150+				
18- 6	0- 2	0- 0	OVERALL	1- 1	3- 2	14- 1				
9- 2	0- 0	0- 0	HOME	1- 0	1- 1	7- 1				
9- 3	0- 2	0- 0	AWAY	0- 0	2- 1	7- 0				
0- 1	0- 0	0- 0	NEUTRAL	0- 1	0- 0	0- 0				
8- 4	0- 2	0- 0	NON-CONFERENCE	1- 1	3- 0	4- 1				
4- 1	0- 0	0- 0	HOME	1- 0	1- 0	2- 1				
4- 2	0- 2	0- 0	AWAY	0- 0	2- 0	2- 0				
0- 1	0- 0	0- 0	NEUTRAL	0- 1	0- 0	0- 0				
10- 2	0- 0	0- 0	CONFERENCE	0- 0	0- 2	10- 0				
5- 1	0- 0	0- 0	HOME	0- 0	0- 1	5- 0				
5- 1	0- 0	0- 0	AWAY	0- 0	0- 1	5- 0				
0- 0	0- 0	0- 0	NEUTRAL	0- 0	0- 0	0- 0				

RPI 1-25			RPI 26-50			RPI 51-100			RPI 101+			Team's RPI: 101
RPI	S	Opponent	Score	RPI	S	Opponent	Score	RPI	S	Opponent	Score	Score
6	A	Oregon St.	52 93					83	H	Montana St.	70 62	114 A UCF 77 71
9	A	Stanford	42 68					94	N	Jacksonville	54 61	121 A Long Beach St. 62 64
												121 H Long Beach St. 51 64
												128 H St. Mary's (CA) 68 66
												146 A San Francisco 78 58
												167 H UC Riverside 72 55
												169 H CSUN 81 65
												180 H Hofstra 60 64
												231 A Pacific 95 87
												234 A UC Santa Barbara 62 48
												257 H Portland 66 52
												264 H San Diego St. 75 55
												266 A Cal Poly 61 53
												268 A Hawaii 69 50
												268 H Hawaii 70 55
												281 A Sacramento St. 110 78
												321 A UC Irvine 89 48
												321 H UC Irvine 62 42
												342 A Cal St. Fullerton 70 51
												342 H Cal St. Fullerton 59 39
LAST 12 Division I GAMES:												
268	A	Hawaii	69 50	121	A	Long Beach St.	62 64					
321	H	UC Irvine	62 42	342	A	Cal St. Fullerton	70 51					
234	A	UC Santa Barbara	62 48	169	H	CSUN	81 65					
266	A	Cal Poly	61 53	121	H	Long Beach St.	51 64					
342	H	Cal St. Fullerton	59 39	268	H	Hawaii	70 55					
167	H	UC Riverside	72 55	321	A	UC Irvine	89 48					

Non-Div I Games: Holy Names 91 51

UC Davis

■ Loss, 
 ■ Non-Conf, 
 ■ S Site, 
 ■ Home 
 ■ A Away 
 N Neutral

Average RPI Win:	242	WON-LOST	WINNING	LAST 10	STRENGTH OF	OPP. STRENGTH	TEAM	ADJ.	CONF.	ADJ CONF.
Average RPI Loss:	185	RECORD	PCT. RANK	GAMES	SCHEDULE	OF SCHEDULE	RPI	RPI	RPI	RPI
DIV. I ONLY	3- 22	337	2- 8	173	279	321	321	25	25	
DIV. I NON-CONF.	1- 12	332	0- 0	182	292	321	321	23	23	
TOTALS	RPI 1-25	RPI 26-50	W-L RECORDS	RPI 51-100	RPI 101-150	RPI 150+				
3- 22	0- 0	0- 0	OVERALL	0- 3	0- 4	3- 15				
1- 11	0- 0	0- 0	HOME	0- 2	0- 3	1- 6				
2- 10	0- 0	0- 0	AWAY	0- 1	0- 1	2- 8				
0- 1	0- 0	0- 0	NEUTRAL	0- 0	0- 0	0- 1				
1- 12	0- 0	0- 0	NON-CONFERENCE	0- 3	0- 1	1- 8				
0- 6	0- 0	0- 0	HOME	0- 2	0- 1	0- 3				
1- 5	0- 0	0- 0	AWAY	0- 1	0- 0	1- 4				
0- 1	0- 0	0- 0	NEUTRAL	0- 0	0- 0	0- 1				
2- 10	0- 0	0- 0	CONFERENCE	0- 0	0- 3	2- 7				
1- 5	0- 0	0- 0	HOME	0- 0	0- 2	1- 3				
1- 5	0- 0	0- 0	AWAY	0- 0	0- 1	1- 4				
0- 0	0- 0	0- 0	NEUTRAL	0- 0	0- 0	0- 0				

RPI	S	Opponent	Score	RPI	S	Opponent	Score	RPI	S	Opponent	Score	RPI	S	Opponent	Score	Team's RPI: 321
63	H	Southern California	45	83	101	A	UC Davis	42	62	101	H	UC Davis	48	89		
77	A	Gonzaga	38	102	103	H	Saint Louis	69	79	121	H	Long Beach St.	63	68		
88	H	UNLV	46	62	152	A	Idaho St.	54	65	167	A	UC Riverside	58	76		
					167	H	UC Riverside	58	79	169	A	CSUN	77	85		
					169	H	CSUN	77	52	169	H	CSUN	77	52		
					174	N	Fresno St.	45	63	174	N	Fresno St.	45	63		
					190	A	Utah St.	52	66	190	A	Utah St.	52	66		
					200	A	Loyola Marymount	39	58	200	A	Loyola Marymount	39	58		
					234	H	UC Santa Barbara	60	85	234	H	UC Santa Barbara	60	85		
					236	A	Portland St.	73	79	236	A	Portland St.	73	79		
					266	A	Cal Poly	74	71	266	A	Cal Poly	74	71		
					266	H	Cal Poly	60	78	266	H	Cal Poly	60	78		
					268	A	Hawaii	62	79	268	A	Hawaii	62	79		
					278	H	CSU Bakersfield	66	86	278	H	CSU Bakersfield	66	86		
					281	H	Sacramento St.	70	78	281	H	Sacramento St.	70	78		
					290	A	Nevada	72	59	290	A	Nevada	72	59		
					292	H	Southern Utah	58	70	292	H	Southern Utah	58	70		
					342	A	Cal St. Fullerton	53	64	342	A	Cal St. Fullerton	53	64		
LAST 12 Division I GAMES:																
266	A	Cal Poly	74	71	268	A	Hawaii	62	79							
169	A	CSUN	77	85	167	H	UC Riverside	58	79							
101	A	UC Davis	42	62	342	A	Cal St. Fullerton	53	64							
266	H	Cal Poly	60	78	169	H	CSUN	77	52							
121	H	Long Beach St.	63	68	167	A	UC Riverside	58	76							
234	H	UC Santa Barbara	60	85	101	H	UC Davis	48	89							

Non-Div I Games: Concordia (CA) 92 61

UC Irvine

■ Loss, 
 ■ Non-Conf, S Site, 
 ■ Home 
 ■ Away 
 N Neutral

Average RPI Win:	269	WON-LOST	WINNING	LAST 10	STRENGTH OF	OPP. STRENGTH	TEAM	ADJ.	CONF.	ADJ CONF.
Average RPI Loss:	109	RECORD	PCT. RANK	GAMES	SCHEDULE	OF SCHEDULE	RPI	RPI	RPI	RPI
DIV. I ONLY	15- 11	132	7- 3	261	193	167	167	25	25	
DIV. I NON-CONF.	6- 7	182	0- 0	116	122	146	146	23	23	
TOTALS	RPI 1-25	RPI 26-50	W-L RECORDS	RPI 51-100	RPI 101-150	RPI 150+				
15- 11	0- 1	0- 0	OVERALL	0- 5	0- 2	15- 3				
8- 3	0- 0	0- 0	HOME	0- 2	0- 0	8- 1				
6- 8	0- 1	0- 0	AWAY	0- 3	0- 2	6- 2				
1- 0	0- 0	0- 0	NEUTRAL	0- 0	0- 0	1- 0				
6- 7	0- 1	0- 0	NON-CONFERENCE	0- 5	0- 0	6- 1				
3- 2	0- 0	0- 0	HOME	0- 2	0- 0	3- 0				
2- 5	0- 1	0- 0	AWAY	0- 3	0- 0	2- 1				
1- 0	0- 0	0- 0	NEUTRAL	0- 0	0- 0	1- 0				
9- 4	0- 0	0- 0	CONFERENCE	0- 0	0- 2	9- 2				
5- 1	0- 0	0- 0	HOME	0- 0	0- 0	5- 1				
4- 3	0- 0	0- 0	AWAY	0- 0	0- 2	4- 1				
0- 0	0- 0	0- 0	NEUTRAL	0- 0	0- 0	0- 0				

RPI 1-25				RPI 26-50				RPI 51-100				RPI 101+ Team's RPI: 167			
RPI	S	Opponent	Score	RPI	S	Opponent	Score	RPI	S	Opponent	Score	RPI	S	Opponent	Score
23	A	Missouri	62 68					63	A	Southern California	49 67	101	A	UC Davis	55 72
								64	H	South Dakota	55 61	121	A	Long Beach St.	51 55
								71	A	California	56 71	166	A	Kansas	84 90
								85	H	Penn	55 71	169	H	CSUN	67 70
								97	A	FGCU	45 60	200	A	Loyola Marymount	75 72
												215	H	Seattle U	58 54
												218	H	Grand Canyon	77 64
												230	N	Samford	51 48
												234	A	UC Santa Barbara	54 58
												234	H	UC Santa Barbara	73 69
												264	H	San Diego St.	72 44
												266	A	Cal Poly	72 69
												266	H	Cal Poly	68 59
												268	A	Hawaii	79 59
												268	H	Hawaii	63 45
												278	A	CSU Bakersfield	71 66
												321	A	UC Irvine	79 58
												321	H	UC Irvine	76 58
												342	A	Cal St. Fullerton	75 63
												342	H	Cal St. Fullerton	68 45
LAST 12 Division I GAMES:															
342	A	Cal St. Fullerton	75 63	121	A	Long Beach St.	51 55								
234	H	UC Santa Barbara	73 69	101	A	UC Davis	55 72								
169	H	CSUN	67 70	342	H	Cal St. Fullerton	68 45								
268	A	Hawaii	79 59	321	A	UC Irvine	79 58								
266	A	Cal Poly	72 69	234	A	UC Santa Barbara	54 58								
268	H	Hawaii	63 45	266	H	Cal Poly	68 59								

Non-Div I Games:

UC Riverside

■ Loss, 
 ■ Non-Conf, 
 ■ S Site, 
 ■ Home 
 ■ A Away 
 N Neutral

Average RPI Win:	268	WON-LOST	WINNING	LAST 10	STRENGTH OF	OPP. STRENGTH	TEAM	ADJ.	CONF.	ADJ CONF.
Average RPI Loss:	162	RECORD	PCT. RANK	GAMES	SCHEDULE	OF SCHEDULE	RPI	RPI	RPI	RPI
DIV. I ONLY	12- 14	195	5- 5	312	191	234	234	25	25	
DIV. I NON-CONF.	5- 8	218	0- 0	314	145	274	274	23	23	
TOTALS	RPI 1-25	RPI 26-50	W-L RECORDS	RPI 51-100	RPI 101-150	RPI 150+				
12- 14	0- 1	0- 0	OVERALL	0- 1	1- 3	11- 9				
6- 5	0- 1	0- 0	HOME	0- 0	1- 2	5- 2				
4- 9	0- 0	0- 0	AWAY	0- 1	0- 1	4- 7				
2- 0	0- 0	0- 0	NEUTRAL	0- 0	0- 0	2- 0				
5- 8	0- 1	0- 0	NON-CONFERENCE	0- 1	0- 1	5- 5				
2- 3	0- 1	0- 0	HOME	0- 0	0- 1	2- 1				
1- 5	0- 0	0- 0	AWAY	0- 1	0- 0	1- 4				
2- 0	0- 0	0- 0	NEUTRAL	0- 0	0- 0	2- 0				
7- 6	0- 0	0- 0	CONFERENCE	0- 0	1- 2	6- 4				
4- 2	0- 0	0- 0	HOME	0- 0	1- 1	3- 1				
3- 4	0- 0	0- 0	AWAY	0- 0	0- 1	3- 3				
0- 0	0- 0	0- 0	NEUTRAL	0- 0	0- 0	0- 0				

RPI 1-25				RPI 26-50				RPI 51-100				RPI 101+ Team's RPI: 234			
RPI	S	Opponent	Score	RPI	S	Opponent	Score	RPI	S	Opponent	Score	RPI	S	Opponent	Score
12	H	UCLA	52 71					59	A	Iowa St.	60 77	101	H	UC Davis	48 62
												121	A	Long Beach St.	45 59
												121	H	Long Beach St.	65 60
												140	H	Yale	60 64
												154	H	Santa Clara	58 69
												167	A	UC Riverside	69 73
												167	H	UC Riverside	58 54
												169	A	CSUN	61 75
												169	H	CSUN	55 62
												174	A	Fresno St.	50 49
												200	A	Loyola Marymount	55 57
												215	A	Seattle U	53 58
												229	A	San Diego	63 77
												264	A	San Diego St.	70 84
												266	A	Cal Poly	67 78
												268	A	Hawaii	67 52
												268	H	Hawaii	74 62
												289	N	North Dakota St.	66 59
												303	N	A&M-Corpus Christi	66 60
												306	H	Northern Ariz.	60 51
												309	H	Pepperdine	66 57
												321	A	UC Irvine	85 60
												342	A	Cal St. Fullerton	56 49
												342	H	Cal St. Fullerton	57 37
LAST 12 Division I GAMES:															
121	A	Long Beach St.	45 59	321	A	UC Irvine	85 60								
167	A	UC Riverside	69 73	169	A	CSUN	61 75								
268	A	Hawaii	67 52	268	H	Hawaii	74 62								
169	H	CSUN	55 62	121	H	Long Beach St.	65 60								
101	H	UC Davis	48 62	167	H	UC Riverside	58 54								
342	H	Cal St. Fullerton	57 37	342	A	Cal St. Fullerton	56 49								

Non-Div I Games:

UC Santa Barbara

■ Loss, 
 ■ Non-Conf, 
 ■ S Site, 
 ■ Home 
 ■ A Away 
 N Neutral

Average RPI Win:	194	WON-LOST	WINNING	LAST 10	STRENGTH OF	OPP. STRENGTH	TEAM	ADJ.	CONF.	ADJ CONF.
Average RPI Loss:	106	RECORD	PCT. RANK	GAMES	SCHEDULE	OF SCHEDULE	RPI	RPI	RPI	RPI
DIV. I ONLY	17- 9	93	7- 3	178	86	114	114	5	5	
DIV. I NON-CONF.	10- 3	54	0- 0	225	245	102	102	5	5	
TOTALS	RPI 1-25	RPI 26-50	W-L RECORDS	RPI 51-100	RPI 101-150	RPI 150+				
17- 9	0- 1	1- 0	OVERALL	0- 3	3- 2	13- 3				
9- 5	0- 1	0- 0	HOME	0- 1	3- 1	6- 2				
8- 4	0- 0	1- 0	AWAY	0- 2	0- 1	7- 1				
0- 0	0- 0	0- 0	NEUTRAL	0- 0	0- 0	0- 0				
10- 3	0- 0	0- 0	NON-CONFERENCE	0- 2	2- 1	8- 0				
6- 2	0- 0	0- 0	HOME	0- 1	2- 1	4- 0				
4- 1	0- 0	0- 0	AWAY	0- 1	0- 0	4- 0				
0- 0	0- 0	0- 0	NEUTRAL	0- 0	0- 0	0- 0				
7- 6	0- 1	1- 0	CONFERENCE	0- 1	1- 1	5- 3				
3- 3	0- 1	0- 0	HOME	0- 0	1- 0	2- 2				
4- 3	0- 0	1- 0	AWAY	0- 1	0- 1	3- 1				
0- 0	0- 0	0- 0	NEUTRAL	0- 0	0- 0	0- 0				

RPI	S	Opponent	Score	RPI	S	Opponent	Score	RPI	S	Opponent	Score	RPI	S	Opponent	Score	Team's RPI: 114
1	H	UConn	48 84	34	A	South Fla.	66 62	79	A	Buffalo	65 66	101	H	UC Davis	71 77	
								86	H	Virginia Tech	64 67	109	H	Rider	49 30	
								92	A	SMU	58 63	137	A	Cincinnati	57 63	
												137	H	Cincinnati	64 44	
												149	H	Omaha	81 41	
												151	A	Memphis	59 65	
												151	H	Memphis	62 65	
												155	A	East Carolina	54 42	
												155	H	East Carolina	79 51	
												159	A	Tulsa	62 58	
												159	H	Tulsa	62 73	
												173	A	Houston	62 48	
												173	H	Houston	85 59	
												193	H	Bethune-Cookman	70 43	
												228	A	Ga. Southern	74 54	
												241	H	South Ala.	70 58	
												250	A	Butler	66 59	
												274	H	Austin Peay	61 43	
												277	A	Davidson	57 38	
												285	A	FIU	69 52	
												313	H	Gardner-Webb	66 52	
LAST 12 Division I GAMES:																
155	H	East Carolina	79 51	137	H	Cincinnati	64 44									
34	A	South Fla.	66 62	159	H	Tulsa	62 73									
159	A	Tulsa	62 58	155	A	East Carolina	54 42									
173	H	Houston	85 59	173	A	Houston	62 48									
92	A	SMU	58 63	151	H	Memphis	62 65									
151	A	Memphis	59 65	137	A	Cincinnati	57 63									

Non-Div I Games:

UCF

■ Loss, 
 ■ Non-Conf, 
 S Site, 
 ■ Home 
 ■ Away 
 N Neutral

Average RPI Win:	112	WON-LOST	WINNING	LAST 10	STRENGTH OF	OPP. STRENGTH	TEAM	ADJ.	CONF.	ADJ CONF.
Average RPI Loss:	31	RECORD	PCT. RANK	GAMES	SCHEDULE	OF SCHEDULE	RPI	RPI	RPI	RPI
DIV. I ONLY	20- 7	50	7- 3	10	8	12	12	1	1	
DIV. I NON-CONF.	9- 2	37	0- 0	61	97	15	15	1	1	
TOTALS	RPI 1-25	RPI 26-50	W-L RECORDS	RPI 51-100	RPI 101-150	RPI 150+				
20- 7	3- 4	4- 1	OVERALL	6- 2	1- 0	6- 0				
14- 0	2- 0	3- 0	HOME	4- 0	1- 0	4- 0				
4- 7	1- 4	0- 1	AWAY	1- 2	0- 0	2- 0				
2- 0	0- 0	1- 0	NEUTRAL	1- 0	0- 0	0- 0				
9- 2	0- 2	2- 0	NON-CONFERENCE	1- 0	0- 0	6- 0				
5- 0	0- 0	1- 0	HOME	0- 0	0- 0	4- 0				
2- 2	0- 2	0- 0	AWAY	0- 0	0- 0	2- 0				
2- 0	0- 0	1- 0	NEUTRAL	1- 0	0- 0	0- 0				
11- 5	3- 2	2- 1	CONFERENCE	5- 2	1- 0	0- 0				
9- 0	2- 0	2- 0	HOME	4- 0	1- 0	0- 0				
2- 5	1- 2	0- 1	AWAY	1- 2	0- 0	0- 0				
0- 0	0- 0	0- 0	NEUTRAL	0- 0	0- 0	0- 0				

RPI	S	Opponent	Score	RPI	S	Opponent	Score	RPI	S	Opponent	Score	RPI	S	Opponent	Score
4	A	South Carolina	57 66	28	H	Arizona St.	69 60	63	A	Southern California	74 59	111	H	Arizona	69 49
5	A	Baylor	70 84	30	A	Oregon	75 84	63	H	Southern California	71 67	227	H	Southern U.	95 47
6	A	Oregon St.	61 68	30	H	Oregon	79 63	71	A	California	77 80	231	H	Pacific	82 55
6	H	Oregon St.	66 56	36	H	Michigan	84 64	75	H	Utah	67 56	234	A	UC Santa Barbara	71 52
7	A	Washington	70 82	47	N	Iowa	78 65	80	H	Colorado	87 74	266	H	Cal Poly	80 64
7	H	Washington	90 79					84	N	Toledo	75 73	268	H	Hawaii	72 49
9	A	Stanford	85 76					96	A	Washington St.	73 82	284	A	N.C. A&T	83 42
								96	H	Washington St.	67 48				
LAST 12 Division I GAMES:															
96	H	Washington St.	67 48	111	H	Arizona	69 49								
7	H	Washington	90 79	28	H	Arizona St.	69 60								
6	A	Oregon St.	61 68	63	H	Southern California	71 67								
30	A	Oregon	75 84	63	A	Southern California	74 59								
9	A	Stanford	85 76	30	H	Oregon	79 63								
71	A	California	77 80	6	H	Oregon St.	66 56								

Non-Div I Games:

UCLA

■ Loss, 
 ■ Non-Conf, S Site, 
 ■ Home 
 ■ Away 
 N Neutral





Average RPI Win:	238	WON-LOST	WINNING	LAST 10	STRENGTH OF	OPP. STRENGTH	TEAM	ADJ.	CONF.	ADJ CONF.
Average RPI Loss:	169	RECORD	PCT. RANK	GAMES	SCHEDULE	OF SCHEDULE	RPI	RPI	RPI	RPI
DIV. I ONLY	14- 12	152	9- 1	263	248	201	201	22	22	
DIV. I NON-CONF.	4- 8	230	0- 0	255	286	277	277	22	22	
TOTALS	RPI 1-25	RPI 26-50	W-L RECORDS	RPI 51-100	RPI 101-150	RPI 150+				
14- 12	0- 1	0- 1	OVERALL	0- 1	3- 2	11- 7				
7- 6	0- 0	0- 0	HOME	0- 0	2- 1	5- 5				
6- 6	0- 1	0- 1	AWAY	0- 1	1- 1	5- 2				
1- 0	0- 0	0- 0	NEUTRAL	0- 0	0- 0	1- 0				
4- 8	0- 1	0- 1	NON-CONFERENCE	0- 0	0- 1	4- 5				
1- 5	0- 0	0- 0	HOME	0- 0	0- 1	1- 4				
2- 3	0- 1	0- 1	AWAY	0- 0	0- 0	2- 1				
1- 0	0- 0	0- 0	NEUTRAL	0- 0	0- 0	1- 0				
10- 4	0- 0	0- 0	CONFERENCE	0- 1	3- 1	7- 2				
6- 1	0- 0	0- 0	HOME	0- 0	2- 0	4- 1				
4- 3	0- 0	0- 0	AWAY	0- 1	1- 1	3- 1				
0- 0	0- 0	0- 0	NEUTRAL	0- 0	0- 0	0- 0				

RPI 1-25				RPI 26-50				RPI 51-100				RPI 101+ Team's RPI: 201			
RPI	S	Opponent	Score	RPI	S	Opponent	Score	RPI	S	Opponent	Score	RPI	S	Opponent	Score
21	A	Maryland	42 92	45	A	Virginia	30 56	70	A	New Hampshire	50 60	110	H	Princeton	58 69
												141	A	Maine	40 72
												141	H	Maine	66 62
												142	A	Albany (NY)	64 56
												142	H	Albany (NY)	63 60
												172	A	Hartford	64 47
												172	H	Hartford	73 80
												177	A	Columbia	67 56
												206	H	Towson	48 59
												210	A	American	53 70
												214	A	Binghamton	62 69
												214	H	Binghamton	53 45
												232	N	Liberty	62 51
												245	H	UMES	57 70
												255	H	Stony Brook	67 61
												262	H	Loyola Maryland	65 70
												275	H	Coppin St.	73 63
												282	A	Vermont	64 52
												282	H	Vermont	69 66
												333	H	Morgan St.	61 69
												334	A	LIU Brooklyn	57 45
												345	A	UMass Lowell	78 62
												345	H	UMass Lowell	79 72
LAST 12 Division I GAMES:															
				345	A	UMass Lowell	78 62					70	A	New Hampshire	50 60
				142	H	Albany (NY)	63 60					255	H	Stony Brook	67 61
				282	A	Vermont	64 52					345	H	UMass Lowell	79 72
				172	A	Hartford	64 47					142	A	Albany (NY)	64 56
				141	H	Maine	66 62					282	H	Vermont	69 66
				214	H	Binghamton	53 45					172	H	Hartford	73 80

Non-Div I Games: Gettysburg 71 51

UMBC

■ Loss, 
 ■ Non-Conf, 
 ■ S Site, 
 ■ H Home 
 ■ A Away 
 N Neutral

UMES				STRENGTH OF SCHEDULE	OPP. STRENGTH OF SCHEDULE	TEAM RPI	ADJ. RPI	CONF. RPI	ADJ CONF. RPI
Average RPI Win:	255	WON-LOST RECORD	WINNING PCT. RANK						
Average RPI Loss:	220		LAST 10 GAMES						
DIV. I ONLY	10- 13	214	4- 6	296	329	245	245	32	32
DIV. I NON-CONF.	5- 5	165	0- 0	172	233	109	109	31	31
-----									
TOTALS	RPI 1-25	RPI 26-50	W-L RECORDS	RPI 51-100	RPI 101-150	RPI 150+			
10- 13	0- 1	0- 2	OVERALL	0- 0	0- 0	10- 10			
3- 5	0- 0	0- 0	HOME	0- 0	0- 0	3- 5			
6- 8	0- 1	0- 2	AWAY	0- 0	0- 0	6- 5			
1- 0	0- 0	0- 0	NEUTRAL	0- 0	0- 0	1- 0			
5- 5	0- 1	0- 2	NON-CONFERENCE	0- 0	0- 0	5- 2			
1- 0	0- 0	0- 0	HOME	0- 0	0- 0	1- 0			
3- 5	0- 1	0- 2	AWAY	0- 0	0- 0	3- 2			
1- 0	0- 0	0- 0	NEUTRAL	0- 0	0- 0	1- 0			
5- 8	0- 0	0- 0	CONFERENCE	0- 0	0- 0	5- 8			
2- 5	0- 0	0- 0	HOME	0- 0	0- 0	2- 5			
3- 3	0- 0	0- 0	AWAY	0- 0	0- 0	3- 3			
0- 0	0- 0	0- 0	NEUTRAL	0- 0	0- 0	0- 0			

RPI 1-25				RPI 26-50				RPI 51-100				RPI 101+ Team's RPI: 245			
RPI	S	Opponent	Score	RPI	S	Opponent	Score	RPI	S	Opponent	Score	RPI	S	Opponent	Score
21	A	Maryland	61 106	37	A	North Carolina St.	58 77					155	A	East Carolina	58 66
				45	A	Virginia	50 60					192	A	Hampton	68 65
												193	A	Bethune-Cookman	59 56
												193	H	Bethune-Cookman	33 61
												201	A	UMBC	70 57
												203	H	UNCG	60 53
												243	N	Saint Francis (PA)	90 82
												244	H	Howard	71 72
												272	A	Norfolk St.	43 74
												275	H	Coppin St.	49 55
												280	A	Mt. St. Mary's	63 52
												284	A	N.C. A&T	60 57
												284	H	N.C. A&T	58 50
												286	H	Savannah St.	58 59
												316	A	USC Upstate	63 76
												328	A	Fla. Atlantic	76 59
												335	A	Florida A&M	49 59
												340	A	N.C. Central	59 68
												340	H	N.C. Central	73 51
												347	H	South Carolina St.	60 67
LAST 12 Division I GAMES:															
284	H	N.C. A&T	58 50	286	H	Savannah St.	58 59								
340	H	N.C. Central	73 51	347	H	South Carolina St.	60 67								
193	H	Bethune-Cookman	33 61	335	A	Florida A&M	49 59								
272	A	Norfolk St.	43 74	193	A	Bethune-Cookman	59 56								
275	H	Coppin St.	49 55	244	H	Howard	71 72								
192	A	Hampton	68 65	284	A	N.C. A&T	60 57								

Non-Div I Games: Cheyney 75 38

UMES

■ Loss, 
 ■ Non-Conf, 
 ■ S Site, 
 ■ Home 
 ■ A Away 
 N Neutral

Average RPI Win:	260	WON-LOST	WINNING	LAST 10	STRENGTH OF	OPP. STRENGTH	TEAM	ADJ.	CONF.	ADJ CONF.
Average RPI Loss:	196	RECORD	PCT. RANK	GAMES	SCHEDULE	OF SCHEDULE	RPI	RPI	RPI	RPI
DIV. I ONLY	5- 17	309	2- 8	226	319	319	319	29	29	
DIV. I NON-CONF.	3- 8	262	0- 1	162	273	261	261	29	29	
TOTALS	RPI 1-25	RPI 26-50	W-L RECORDS	RPI 51-100	RPI 101-150	RPI 150+				
5- 17	0- 0	0- 0	OVERALL	1- 2	0- 1	4- 14				
3- 9	0- 0	0- 0	HOME	0- 2	0- 1	3- 6				
2- 8	0- 0	0- 0	AWAY	1- 0	0- 0	1- 8				
0- 0	0- 0	0- 0	NEUTRAL	0- 0	0- 0	0- 0				
3- 8	0- 0	0- 0	NON-CONFERENCE	1- 2	0- 1	2- 5				
1- 6	0- 0	0- 0	HOME	0- 2	0- 1	1- 3				
2- 2	0- 0	0- 0	AWAY	1- 0	0- 0	1- 2				
0- 0	0- 0	0- 0	NEUTRAL	0- 0	0- 0	0- 0				
2- 9	0- 0	0- 0	CONFERENCE	0- 0	0- 0	2- 9				
2- 3	0- 0	0- 0	HOME	0- 0	0- 0	2- 3				
0- 6	0- 0	0- 0	AWAY	0- 0	0- 0	0- 6				
0- 0	0- 0	0- 0	NEUTRAL	0- 0	0- 0	0- 0				

RPI 1-25			RPI 26-50			RPI 51-100			RPI 101+ Team's RPI: 319		
RPI	S	Opponent	Score	RPI	S	Opponent	Score	RPI	S	Opponent	Score
								78	H	Western Ill.	65 78
								82	H	Northern Ill.	75 86
								99	A	Abilene Christian	71 68
								149	H	Omaha	57 80
								159	H	Tulsa	70 80
								164	A	New Mexico St.	72 78
								164	H	New Mexico St.	43 60
								165	A	La Salle	59 64
								176	H	Western Mich.	54 66
								184	H	Southern Ill.	69 77
								199	A	Wichita St.	56 54
								215	A	Seattle U	52 74
								215	H	Seattle U	65 75
								218	A	Grand Canyon	64 75
								251	A	UTRGV	39 74
								251	H	UTRGV	52 63
								255	A	Stony Brook	55 57
								278	A	CSU Bakersfield	33 52
								331	A	Utah Valley	39 58
								331	H	Utah Valley	66 63
								333	H	Morgan St.	64 56
								337	H	Chicago St.	62 53
LAST 12 Division I GAMES:											
337	H	Chicago St.	62 53	164	H	New Mexico St.	43 60				
215	A	Seattle U	52 74	331	H	Utah Valley	66 63				
331	A	Utah Valley	39 58	215	H	Seattle U	65 75				
251	H	UTRGV	52 63	251	A	UTRGV	39 74				
278	A	CSU Bakersfield	33 52	164	A	New Mexico St.	72 78				
218	A	Grand Canyon	64 75	255	A	Stony Brook	55 57				

Non-Div I Games: Cent. Christian (KS111 43 Mo.-St. Louis 60 45

UMKC

Loss, Non-Conf, S Site, H Home A Away N Neutral

Average RPI Win:	<b>297</b>	WON-LOST	WINNING	LAST 10	STRENGTH OF	OPP. STRENGTH	TEAM	ADJ.	CONF.	ADJ CONF.
Average RPI Loss:	<b>200</b>	RECORD	PCT. RANK	GAMES	SCHEDULE	OF SCHEDULE	RPI	RPI	RPI	RPI
DIV. I ONLY	<b>2- 25</b>	<b>345</b>	<b>0- 10</b>	<b>283</b>	<b>268</b>	<b>345</b>	<b>345</b>	<b>22</b>	<b>22</b>	
DIV. I NON-CONF.	<b>2- 10</b>	<b>305</b>	<b>0- 0</b>	<b>298</b>	<b>335</b>	<b>344</b>	<b>344</b>	<b>22</b>	<b>22</b>	
TOTALS	RPI 1-25	RPI 26-50	W-L RECORDS	RPI 51-100	RPI 101-150	RPI 150+				
2- 25	0- 1	0- 1	OVERALL	0- 1	0- 4	2- 18				
2- 11	0- 0	0- 0	HOME	0- 1	0- 2	2- 8				
0- 14	0- 1	0- 1	AWAY	0- 0	0- 2	0- 10				
0- 0	0- 0	0- 0	NEUTRAL	0- 0	0- 0	0- 0				
2- 10	0- 1	0- 1	NON-CONFERENCE	0- 0	0- 0	2- 8				
2- 3	0- 0	0- 0	HOME	0- 0	0- 0	2- 3				
0- 7	0- 1	0- 1	AWAY	0- 0	0- 0	0- 5				
0- 0	0- 0	0- 0	NEUTRAL	0- 0	0- 0	0- 0				
0- 15	0- 0	0- 0	CONFERENCE	0- 1	0- 4	0- 10				
0- 8	0- 0	0- 0	HOME	0- 1	0- 2	0- 5				
0- 7	0- 0	0- 0	AWAY	0- 0	0- 2	0- 5				
0- 0	0- 0	0- 0	NEUTRAL	0- 0	0- 0	0- 0				

RPI	S	Opponent	Score	RPI	S	Opponent	Score	RPI	S	Opponent	Score	RPI	S	Opponent	Score	Team's RPI: 345
21	A	Maryland	44 <b>100</b>	50	A	Indiana	45 <b>79</b>	70	H	New Hampshire	57 <b>76</b>	141	A	Maine	50 <b>76</b>	
												141	H	Maine	44 <b>65</b>	
												142	A	Albany (NY)	69 <b>93</b>	
												142	H	Albany (NY)	60 <b>79</b>	
												172	A	Hartford	59 <b>80</b>	
												172	H	Hartford	64 <b>84</b>	
												177	A	Columbia	57 <b>76</b>	
												183	H	Fairfield	41 <b>65</b>	
												201	A	UMBC	72 <b>79</b>	
												201	H	UMBC	62 <b>78</b>	
												206	A	Towson	56 <b>90</b>	
												214	A	Binghamton	54 <b>69</b>	
												214	H	Binghamton	48 <b>58</b>	
												240	A	Boston U.	56 <b>66</b>	
												253	H	Colgate	82 <b>77</b>	
												255	A	Stony Brook	53 <b>83</b>	
												255	H	Stony Brook	44 <b>86</b>	
												273	A	Bryant	62 <b>73</b>	
												282	A	Vermont	36 <b>60</b>	
												282	H	Vermont	46 <b>61</b>	
												304	H	Rhode Island	57 <b>64</b>	
												312	A	Holy Cross	47 <b>62</b>	
												339	H	Longwood	59 <b>72</b>	
												341	H	Fairleigh Dickinson	61 <b>55</b>	
LAST 12 Division I GAMES:																
201	H	UMBC	62 <b>78</b>	142	H	Albany (NY)	60 <b>79</b>	70	H	New Hampshire	57 <b>76</b>	201	A	UMBC	72 <b>79</b>	
282	A	Vermont	36 <b>60</b>	201	A	UMBC	72 <b>79</b>	282	H	Vermont	46 <b>61</b>	255	A	Stony Brook	53 <b>83</b>	
172	H	Hartford	64 <b>84</b>	282	H	Vermont	46 <b>61</b>	255	A	Stony Brook	53 <b>83</b>	172	A	Hartford	59 <b>80</b>	
141	A	Maine	50 <b>76</b>	255	A	Stony Brook	53 <b>83</b>	172	A	Hartford	59 <b>80</b>					
255	H	Stony Brook	44 <b>86</b>													
214	A	Binghamton	54 <b>69</b>													

Non-Div I Games: Keene St. 74 48

UMass Lowell

■ Loss, 
 ■ Non-Conf, 
 ■ S Site, 
 ■ Home 
 ■ A Away 
 N Neutral

## UNC Asheville

Through Games Of Feb. 21, 2017

Average RPI Win:	284	WON-LOST	WINNING	LAST 10	STRENGTH OF	OPP. STRENGTH	TEAM	ADJ.	CONF.	ADJ CONF.
Average RPI Loss:	192	RECORD	PCT. RANK	GAMES	SCHEDULE	OF SCHEDULE	RPI	RPI	RPI	RPI
DIV. I ONLY	12- 13	186	5- 5	322	297	256	256	28	28	
DIV. I NON-CONF.	5- 5	165	0- 0	245	229	177	177	28	28	
TOTALS	RPI 1-25	RPI 26-50	W-L RECORDS	RPI 51-100	RPI 101-150	RPI 150+				
12- 13	0- 0	0- 1	OVERALL	0- 1	0- 2	12- 9				
7- 4	0- 0	0- 0	HOME	0- 0	0- 1	7- 3				
5- 8	0- 0	0- 0	AWAY	0- 1	0- 1	5- 2				
0- 1	0- 0	0- 1	NEUTRAL	0- 0	0- 0	0- 0				
5- 5	0- 0	0- 1	NON-CONFERENCE	0- 1	0- 1	5- 2				
3- 0	0- 0	0- 0	HOME	0- 0	0- 0	3- 0				
2- 4	0- 0	0- 0	AWAY	0- 1	0- 1	2- 2				
0- 1	0- 0	0- 1	NEUTRAL	0- 0	0- 0	0- 0				
7- 8	0- 0	0- 0	CONFERENCE	0- 0	0- 1	7- 7				
4- 4	0- 0	0- 0	HOME	0- 0	0- 1	4- 3				
3- 4	0- 0	0- 0	AWAY	0- 0	0- 0	3- 4				
0- 0	0- 0	0- 0	NEUTRAL	0- 0	0- 0	0- 0				

RPI S	Opponent	Score	RPI S	Opponent	Score	RPI S	Opponent	Score	RPI S	Opponent	Score	Team's RPI: 256
27 N	Harvard	62 79	86 A	Virginia Tech	52 71	119 A	Fordham	42 55	132 H	Radford	62 64	
						197 A	Campbell	60 61	197 H	Campbell	55 61	
						203 A	UNCG	77 63	208 A	Appalachian St.	51 81	
						220 A	Presbyterian	67 60	220 H	Presbyterian	47 52	
						232 H	Liberty	64 54	237 A	Furman	51 63	
						248 A	High Point	70 81	248 H	High Point	60 76	
						265 A	Charleston So.	66 73	265 H	Charleston So.	56 47	
						267 H	Wofford	84 65	269 H	Tennessee Tech	77 65	
						288 H	Western Caro.	62 53	313 A	Gardner-Webb	52 55	
						316 A	USC Upstate	70 59	336 A	Winthrop	68 53	
						336 H	Winthrop	71 55	339 A	Longwood	80 53	
						339 H	Longwood	84 53				
LAST 12 Division I GAMES:												
336 H	Winthrop	71 55	265 H	Charleston So.	56 47	132 H	Radford	62 64	220 A	Presbyterian	67 60	
339 H	Longwood	84 53	232 H	Liberty	64 54	313 A	Gardner-Webb	52 55	248 H	High Point	60 76	
265 A	Charleston So.	66 73										
197 A	Campbell	60 61										
220 H	Presbyterian	47 52										
248 A	High Point	70 81										

Non-Div I Games: Warren Wilson 113 51

UNC Asheville

■ Loss, 
 ■ Non-Conf, 
 ■ S Site, 
 ■ H Home 
 ■ A Away 
 N Neutral

Average RPI Win: <b>247</b>	WON-LOST	WINNING	LAST 10	STRENGTH OF	OPP. STRENGTH	TEAM	ADJ.	CONF.	ADJ CONF.
Average RPI Loss: <b>184</b>	RECORD	PCT. RANK	GAMES	SCHEDULE	OF SCHEDULE	RPI	RPI	RPI	RPI
DIV. I ONLY	<b>12- 12</b>	<b>174</b>	<b>7- 3</b>	<b>204</b>	<b>311</b>	<b>203</b>	<b>203</b>	<b>17</b>	<b>17</b>
DIV. I NON-CONF.	<b>5- 6</b>	<b>186</b>	<b>0- 0</b>	<b>284</b>	<b>349</b>	<b>250</b>	<b>250</b>	<b>20</b>	<b>20</b>
TOTALS	RPI 1-25	RPI 26-50	W-L RECORDS	RPI 51-100	RPI 101-150	RPI 150+			
12- 12	0- 0	0- 0	OVERALL	1- 3	0- 2	11- 7			
8- 4	0- 0	0- 0	HOME	1- 1	0- 1	7- 2			
4- 8	0- 0	0- 0	AWAY	0- 2	0- 1	4- 5			
0- 0	0- 0	0- 0	NEUTRAL	0- 0	0- 0	0- 0			
5- 6	0- 0	0- 0	NON-CONFERENCE	0- 0	0- 2	5- 4			
2- 3	0- 0	0- 0	HOME	0- 0	0- 1	2- 2			
3- 3	0- 0	0- 0	AWAY	0- 0	0- 1	3- 2			
0- 0	0- 0	0- 0	NEUTRAL	0- 0	0- 0	0- 0			
7- 6	0- 0	0- 0	CONFERENCE	1- 3	0- 0	6- 3			
6- 1	0- 0	0- 0	HOME	1- 1	0- 0	5- 0			
1- 5	0- 0	0- 0	AWAY	0- 2	0- 0	1- 3			
0- 0	0- 0	0- 0	NEUTRAL	0- 0	0- 0	0- 0			

RPI S	Opponent	Score	RPI S	Opponent	Score	RPI S	Opponent	Score	RPI S	Opponent	Score	Team's RPI: 203
						89	A Chattanooga	55 <b>58</b>	132	H Radford	54 <b>70</b>	
						89	H Chattanooga	75 72	135	A VCU	54 <b>65</b>	
						95	A Mercer	47 <b>58</b>	191	A ETSU	52 <b>60</b>	
						95	H Mercer	64 <b>77</b>	191	H ETSU	73 62	
									220	H Presbyterian	62 <b>69</b>	
									230	A Samford	55 47	
									230	H Samford	64 40	
									237	A Furman	55 <b>65</b>	
									237	H Furman	65 52	
									245	A UMES	53 <b>60</b>	
									246	A Murray St.	70 <b>81</b>	
									248	A High Point	69 67	
									256	H UNC Asheville	63 <b>77</b>	
									267	A Wofford	48 <b>54</b>	
									267	H Wofford	67 61	
									269	A Tennessee Tech	65 59	
									272	H Norfolk St.	59 52	
									288	H Western Caro.	62 45	
									297	H Eastern Ky.	81 66	
									340	A N.C. Central	64 51	
LAST 12 Division I GAMES:												
			191	H ETSU	73 62		288	H Western Caro.	62 45			
			89	H Chattanooga	75 72		89	A Chattanooga	55 <b>58</b>			
			95	A Mercer	47 <b>58</b>		191	A ETSU	52 <b>60</b>			
			230	A Samford	55 47		230	H Samford	64 40			
			237	H Furman	65 52		95	H Mercer	64 <b>77</b>			
			267	H Wofford	67 61		267	A Wofford	48 <b>54</b>			

Non-Div I Games: Barton 70 48 UNC Pembroke 72 69 Greensboro 83 26 Brevard 77 34  
UNCG

Loss, Non-Conf, S Site, H Home A Away N Neutral

Average RPI Win: <b>228</b>	WON-LOST	WINNING	LAST 10	STRENGTH OF	OPP. STRENGTH	TEAM	ADJ.	CONF.	ADJ CONF.
Average RPI Loss: <b>116</b>	RECORD	PCT. RANK	GAMES	SCHEDULE	OF SCHEDULE	RPI	RPI	RPI	RPI
DIV. I ONLY	<b>8- 17</b>	<b>268</b>	<b>4- 6</b>	<b>138</b>	<b>98</b>	<b>223</b>	<b>223</b>	<b>9</b>	<b>9</b>
DIV. I NON-CONF.	<b>4- 6</b>	<b>209</b>	<b>0- 0</b>	<b>237</b>	<b>161</b>	<b>233</b>	<b>233</b>	<b>8</b>	<b>8</b>
TOTALS	RPI 1-25	RPI 26-50	W-L RECORDS	RPI 51-100	RPI 101-150	RPI 150+			
8- 17	0- 1	0- 4	OVERALL	0- 2	0- 3	8- 7			
4- 9	0- 0	0- 2	HOME	0- 1	0- 2	4- 4			
4- 8	0- 1	0- 2	AWAY	0- 1	0- 1	4- 3			
0- 0	0- 0	0- 0	NEUTRAL	0- 0	0- 0	0- 0			
4- 6	0- 1	0- 1	NON-CONFERENCE	0- 0	0- 0	4- 4			
2- 3	0- 0	0- 0	HOME	0- 0	0- 0	2- 3			
2- 3	0- 1	0- 1	AWAY	0- 0	0- 0	2- 1			
0- 0	0- 0	0- 0	NEUTRAL	0- 0	0- 0	0- 0			
4- 11	0- 0	0- 3	CONFERENCE	0- 2	0- 3	4- 3			
2- 6	0- 0	0- 2	HOME	0- 1	0- 2	2- 1			
2- 5	0- 0	0- 1	AWAY	0- 1	0- 1	2- 2			
0- 0	0- 0	0- 0	NEUTRAL	0- 0	0- 0	0- 0			

RPI 1-25				RPI 26-50				RPI 51-100				RPI 101+ Team's RPI: 223			
RPI	S	Opponent	Score	RPI	S	Opponent	Score	RPI	S	Opponent	Score	RPI	S	Opponent	Score
22	A	Tennessee	54 <b>90</b>	26	H	Elon	56 <b>66</b>	54	A	Drexel	51 <b>76</b>	129	A	Delaware	40 <b>57</b>
				37	A	North Carolina St.	54 <b>86</b>	54	H	Drexel	38 <b>71</b>	129	H	Delaware	52 <b>63</b>
				38	A	James Madison	51 <b>73</b>					150	H	William & Mary	43 <b>57</b>
				38	H	James Madison	59 <b>70</b>					153	A	Northeastern	47 <b>55</b>
												155	A	East Carolina	65 <b>75</b>
												165	H	La Salle	48 <b>64</b>
												178	H	Providence	49 <b>65</b>
												180	A	Hofstra	56 54
												180	H	Hofstra	54 <b>66</b>
												196	A	Col. of Charleston	37 <b>76</b>
												196	H	Col. of Charleston	67 61
												206	A	Towson	48 42
												206	H	Towson	59 56
												237	H	Furman	56 52
												247	A	Georgia St.	72 66
												267	H	Wofford	67 <b>71</b>
												272	H	Norfolk St.	64 56
												277	A	Davidson	67 58
LAST 12 Division I GAMES:															
180	H	Hofstra	54 <b>66</b>	196	H	Col. of Charleston	67 61								
38	H	James Madison	59 <b>70</b>	206	H	Towson	59 56								
54	A	Drexel	51 <b>76</b>	153	A	Northeastern	47 <b>55</b>								
206	A	Towson	48 42	180	A	Hofstra	56 54								
26	H	Elon	56 <b>66</b>	150	H	William & Mary	43 <b>57</b>								
129	A	Delaware	40 <b>57</b>	54	H	Drexel	38 <b>71</b>								

Non-Div I Games: Catawba 91 65

UNCW

■ Loss, 
 ■ Non-Conf, S Site, 
 ■ Home 
 ■ Away 
 N Neutral

Average RPI Win:	201	WON-LOST	WINNING	LAST 10	STRENGTH OF	OPP. STRENGTH	TEAM	ADJ.	CONF.	ADJ CONF.
Average RPI Loss:	72	RECORD	PCT. RANK	GAMES	SCHEDULE	OF SCHEDULE	RPI	RPI	RPI	RPI
DIV. I ONLY	19- 6	40	8- 2	172	105	62	62	16	16	
DIV. I NON-CONF.	6- 4	127	0- 0	25	7	41	41	14	14	
TOTALS	RPI 1-25	RPI 26-50	W-L RECORDS	RPI 51-100	RPI 101-150	RPI 150+				
19- 6	2- 0	0- 3	OVERALL	1- 2	2- 0	14- 1				
9- 2	2- 0	0- 2	HOME	0- 0	1- 0	6- 0				
8- 4	0- 0	0- 1	AWAY	1- 2	0- 0	7- 1				
2- 0	0- 0	0- 0	NEUTRAL	0- 0	1- 0	1- 0				
6- 4	2- 0	0- 2	NON-CONFERENCE	1- 2	2- 0	1- 0				
3- 1	2- 0	0- 1	HOME	0- 0	1- 0	0- 0				
1- 3	0- 0	0- 1	AWAY	1- 2	0- 0	0- 0				
2- 0	0- 0	0- 0	NEUTRAL	0- 0	1- 0	1- 0				
13- 2	0- 0	0- 1	CONFERENCE	0- 0	0- 0	13- 1				
6- 1	0- 0	0- 1	HOME	0- 0	0- 0	6- 0				
7- 1	0- 0	0- 0	AWAY	0- 0	0- 0	7- 1				
0- 0	0- 0	0- 0	NEUTRAL	0- 0	0- 0	0- 0				

RPI 1-25				RPI 26-50				RPI 51-100				Team's RPI: 62		RPI 101+			
RPI	S	Opponent	Score	RPI	S	Opponent	Score	RPI	S	Opponent	Score			RPI	S	Opponent	Score
18	H	Kansas St.	67 59	32	H	South Dakota St.	50 61	59	A	Iowa St.	68 76			124	H	North Dakota	74 53
19	H	Creighton	50 49	35	H	Drake	79 88	65	A	IUPUI	69 62			125	N	Idaho	76 74
				47	A	Iowa	39 88	73	A	Oklahoma St.	57 81			157	A	Missouri St.	61 54
														184	A	Southern Ill.	59 64
														184	H	Southern Ill.	79 49
														199	A	Wichita St.	63 61
														205	A	Indiana St.	61 59
														205	H	Indiana St.	59 47
														221	A	Bradley	72 53
														221	H	Bradley	70 50
														259	A	Evansville	62 36
														259	H	Evansville	54 40
														307	A	Illinois St.	78 40
														307	H	Illinois St.	82 51
														311	N	Denver	79 68
														315	A	Loyola Chicago	89 43
														315	H	Loyola Chicago	68 30
LAST 12 Division I GAMES:																	
				205	A	Indiana St.	61 59					35	H	Drake	79 88		
				315	A	Loyola Chicago	89 43					315	H	Loyola Chicago	68 30		
				307	H	Illinois St.	82 51					205	H	Indiana St.	59 47		
				221	H	Bradley	70 50					221	A	Bradley	72 53		
				184	A	Southern Ill.	59 64					307	A	Illinois St.	78 40		
				259	A	Evansville	62 36					259	H	Evansville	54 40		

Non-Div I Games: Wis.-Parkside 72 57

UNI

■ Loss, 
 ■ Non-Conf, S Site, 
 ■ Home 
 ■ Away 
 N Neutral



Average RPI Win:	191	WON-LOST	WINNING	LAST 10	STRENGTH OF	OPP. STRENGTH	TEAM	ADJ.	CONF.	ADJ CONF.
Average RPI Loss:	101	RECORD	PCT. RANK	GAMES	SCHEDULE	OF SCHEDULE	RPI	RPI	RPI	RPI
DIV. I ONLY	17- 8	76	7- 3	123	120	88	88	13	13	
DIV. I NON-CONF.	8- 3	67	0- 0	110	96	69	69	15	15	
TOTALS	RPI 1-25	RPI 26-50	W-L RECORDS	RPI 51-100	RPI 101-150	RPI 150+				
17- 8	0- 1	0- 1	OVERALL	2- 3	5- 1	10- 2				
9- 2	0- 0	0- 0	HOME	1- 1	3- 0	5- 1				
6- 3	0- 0	0- 0	AWAY	1- 1	1- 1	4- 1				
2- 3	0- 1	0- 1	NEUTRAL	0- 1	1- 0	1- 0				
8- 3	0- 1	0- 1	NON-CONFERENCE	1- 1	2- 0	5- 0				
4- 0	0- 0	0- 0	HOME	1- 0	1- 0	2- 0				
2- 0	0- 0	0- 0	AWAY	0- 0	0- 0	2- 0				
2- 3	0- 1	0- 1	NEUTRAL	0- 1	1- 0	1- 0				
9- 5	0- 0	0- 0	CONFERENCE	1- 2	3- 1	5- 2				
5- 2	0- 0	0- 0	HOME	0- 1	2- 0	3- 1				
4- 3	0- 0	0- 0	AWAY	1- 1	1- 1	2- 1				
0- 0	0- 0	0- 0	NEUTRAL	0- 0	0- 0	0- 0				

RPI 1-25			RPI 26-50			RPI 51-100			Team's RPI: 88	RPI 101+		
RPI	S	Opponent	Score	RPI	S	Opponent	Score	RPI	S	Opponent	Score	RPI
6	N	Oregon St.	59 62	34	N	South Fla.	42 77	52	A	Colorado St.	41 44	112
								52	H	Colorado St.	37 57	112
								63	H	Southern California	77 66	116
								69	A	Boise St.	58 55	125
								93	N	BYU	54 63	N
												139
												139
												164
												173
												190
												195
												195
												261
												264
												264
												290
												309
												321
												323
LAST 12 Division I GAMES:												
264	H	San Diego St.	80 62	112	H	Wyoming	51 46					
195	A	San Jose St.	63 55	323	A	Air Force	60 56					
290	H	Nevada	60 41	264	A	San Diego St.	68 87					
52	A	Colorado St.	41 44	139	H	New Mexico	56 42					
139	A	New Mexico	61 52	190	H	Utah St.	55 53					
195	H	San Jose St.	65 76	69	A	Boise St.	58 55					

Non-Div I Games: Concordia (CA) 102 46

UNLV

■ Loss, 
■ Non-Conf, S Site, 
■ Home 
■ Away 
N Neutral

## USC Upstate

Through Games Of Feb. 21, 2017

Average RPI Win:	293	WON-LOST	WINNING	LAST 10	STRENGTH OF	OPP. STRENGTH	TEAM	ADJ.	CONF.	ADJ CONF.
Average RPI Loss:	186	RECORD	PCT. RANK	GAMES	SCHEDULE	OF SCHEDULE	RPI	RPI	RPI	RPI
DIV. I ONLY	6- 19	305	1- 9	271	294	316	316	24	24	
DIV. I NON-CONF.	4- 8	230	0- 0	284	334	279	279	24	24	
TOTALS	RPI 1-25	RPI 26-50	W-L RECORDS	RPI 51-100	RPI 101-150	RPI 150+				
6- 19	0- 0	0- 0	OVERALL	0- 6	0- 3	6- 10				
3- 9	0- 0	0- 0	HOME	0- 2	0- 2	3- 5				
3- 10	0- 0	0- 0	AWAY	0- 4	0- 1	3- 5				
0- 0	0- 0	0- 0	NEUTRAL	0- 0	0- 0	0- 0				
4- 8	0- 0	0- 0	NON-CONFERENCE	0- 2	0- 1	4- 5				
1- 4	0- 0	0- 0	HOME	0- 0	0- 1	1- 3				
3- 4	0- 0	0- 0	AWAY	0- 2	0- 0	3- 2				
0- 0	0- 0	0- 0	NEUTRAL	0- 0	0- 0	0- 0				
2- 11	0- 0	0- 0	CONFERENCE	0- 4	0- 2	2- 5				
2- 5	0- 0	0- 0	HOME	0- 2	0- 1	2- 2				
0- 6	0- 0	0- 0	AWAY	0- 2	0- 1	0- 3				
0- 0	0- 0	0- 0	NEUTRAL	0- 0	0- 0	0- 0				

RPI S	Opponent	Score	RPI S	Opponent	Score	RPI S	Opponent	Score	RPI S	Opponent	Score	Team's RPI: 316
						56	A West Virginia	33 91	117	A Stetson	68 80	
						90	A Purdue	41 71	117	H Stetson	55 77	
						94	A Jacksonville	46 59	150	H William & Mary	46 49	
						94	H Jacksonville	47 65	189	A Illinois	57 77	
						97	A FGCU	43 93	197	H Campbell	41 56	
						97	H FGCU	50 80	220	A Presbyterian	55 48	
									237	A Furman	37 57	
									245	H UMES	76 63	
									256	H UNC Asheville	59 70	
									276	A Kennesaw St.	67 74	
									276	H Kennesaw St.	71 79	
									291	A Lipscomb	77 84	
									291	H Lipscomb	89 75	
									298	A North Florida	74 77	
									298	H North Florida	67 78	
									313	H Gardner-Webb	53 57	
									314	H NJIT	75 58	
									340	A N.C. Central	68 58	
									347	A South Carolina St.	73 67	
LAST 12 Division I GAMES:												
			117	H Stetson	55 77		291	A Lipscomb	77 84			
			97	H FGCU	50 80		276	H Kennesaw St.	71 79			
			94	A Jacksonville	46 59		97	A FGCU	43 93			
			298	A North Florida	74 77		117	A Stetson	68 80			
			291	H Lipscomb	89 75		298	H North Florida	67 78			
			276	A Kennesaw St.	67 74		94	H Jacksonville	47 65			

Non-Div I Games: Bob Jones 92 50 Converse 93 35 Warren Wilson 91 53

USC Upstate

Loss, Non-Conf, S Site, H Home A Away N Neutral

Average RPI Win: 222		WON-LOST	WINNING	LAST 10	STRENGTH OF	OPP. STRENGTH	TEAM	ADJ.	CONF.	ADJ CONF.
Average RPI Loss: 113		RECORD	PCT. RANK	GAMES	SCHEDULE	OF SCHEDULE	RPI	RPI	RPI	RPI
DIV. I ONLY		15- 7	75	6- 4	174	198	104	104	21	21
DIV. I NON-CONF.		5- 3	122	0- 0	96	64	74	74	19	19
TOTALS	RPI 1-25		RPI 26-50		W-L RECORDS	RPI 51-100	RPI 101-150		RPI 150+	
15- 7	0- 1		0- 1		OVERALL	1- 1	0- 2		14- 2	
7- 3	0- 0		0- 1		HOME	0- 0	0- 1		7- 1	
7- 4	0- 1		0- 0		AWAY	1- 1	0- 1		6- 1	
1- 0	0- 0		0- 0		NEUTRAL	0- 0	0- 0		1- 0	
5- 3	0- 1		0- 0		NON-CONFERENCE	1- 1	0- 1		4- 0	
2- 1	0- 0		0- 0		HOME	0- 0	0- 1		2- 0	
2- 2	0- 1		0- 0		AWAY	1- 1	0- 0		1- 0	
1- 0	0- 0		0- 0		NEUTRAL	0- 0	0- 0		1- 0	
10- 4	0- 0		0- 1		CONFERENCE	0- 0	0- 1		10- 2	
5- 2	0- 0		0- 1		HOME	0- 0	0- 0		5- 1	
5- 2	0- 0		0- 0		AWAY	0- 0	0- 1		5- 1	
0- 0	0- 0		0- 0		NEUTRAL	0- 0	0- 0		0- 0	

RPI 1-25				RPI 26-50				RPI 51-100				RPI 101+				Team's RPI: 104	
RPI	S	Opponent	Score	RPI	S	Opponent	Score	RPI	S	Opponent	Score	RPI	S	Opponent	Score		
18	A	Kansas St.	49 62	48	H	Little Rock	49 58	57	A	Western Ky.	71 68	105	A	Troy	68 85		
								98	A	Texas Tech	60 79	106	H	SFA	60 65		
												158	H	Louisiana	79 66		
												171	A	Texas St.	61 39		
												171	H	Texas St.	69 75		
												188	H	UTSA	75 54		
												199	H	Wichita St.	74 70		
												207	A	Seton Hall	86 61		
												208	A	Appalachian St.	73 62		
												208	H	Appalachian St.	74 63		
												228	A	Ga. Southern	69 60		
												241	A	South Ala.	73 49		
												247	A	Georgia St.	59 64		
												264	N	San Diego St.	64 58		
												271	A	Coastal Caro.	70 41		
												271	H	Coastal Caro.	60 58		
												324	H	Arkansas St.	69 58		
												329	H	La.-Monroe	93 59		
LAST 12 Division I GAMES:																	
				247	A	Georgia St.	59 64	271	A	Coastal Caro.	70 41						
				228	A	Ga. Southern	69 60	329	H	La.-Monroe	93 59						
				324	H	Arkansas St.	69 58	158	H	Louisiana	79 66						
				48	H	Little Rock	49 58	105	A	Troy	68 85						
				171	H	Texas St.	69 75	241	A	South Ala.	73 49						
				208	A	Appalachian St.	73 62	171	A	Texas St.	61 39						

Non-Div I Games:	Tex. A&M-Commerce	80	50	Eastern N.M.	65	48
------------------	-------------------	----	----	--------------	----	----

UT Arlington

Loss, Non-Conf, S Site, H Home A Away N Neutral

Average RPI Win:	264	WON-LOST	WINNING	LAST 10	STRENGTH OF	OPP. STRENGTH	TEAM	ADJ.	CONF.	ADJ CONF.
Average RPI Loss:	150	RECORD	PCT. RANK	GAMES	SCHEDULE	OF SCHEDULE	RPI	RPI	RPI	RPI
DIV. I ONLY	10- 17	247	6- 4	218	180	235	235	26	26	
DIV. I NON-CONF.	3- 10	280	0- 0	146	43	244	244	26	26	
TOTALS	RPI 1-25	RPI 26-50	W-L RECORDS	RPI 51-100	RPI 101-150	RPI 150+				
10- 17	0- 3	0- 1	OVERALL	0- 4	0- 1	10- 8				
6- 6	0- 1	0- 0	HOME	0- 2	0- 0	6- 3				
4- 11	0- 2	0- 1	AWAY	0- 2	0- 1	4- 5				
0- 0	0- 0	0- 0	NEUTRAL	0- 0	0- 0	0- 0				
3- 10	0- 3	0- 1	NON-CONFERENCE	0- 3	0- 1	3- 2				
2- 3	0- 1	0- 0	HOME	0- 2	0- 0	2- 0				
1- 7	0- 2	0- 1	AWAY	0- 1	0- 1	1- 2				
0- 0	0- 0	0- 0	NEUTRAL	0- 0	0- 0	0- 0				
7- 7	0- 0	0- 0	CONFERENCE	0- 1	0- 0	7- 6				
4- 3	0- 0	0- 0	HOME	0- 0	0- 0	4- 3				
3- 4	0- 0	0- 0	AWAY	0- 1	0- 0	3- 3				
0- 0	0- 0	0- 0	NEUTRAL	0- 0	0- 0	0- 0				

RPI 1-25				RPI 26-50				RPI 51-100				RPI 101+ Team's RPI: 235			
RPI	S	Opponent	Score	RPI	S	Opponent	Score	RPI	S	Opponent	Score	RPI	S	Opponent	Score
13	H	Louisville	57 100	49	A	Ohio	55 72	61	A	Belmont	66 71	148	A	Oral Roberts	53 82
17	A	DePaul	68 100					66	A	Northwestern	59 82	175	H	Morehead St.	68 89
23	A	Missouri	69 80					89	H	Chattanooga	60 80	184	H	Southern Ill.	76 68
								91	H	Vanderbilt	77 79	204	A	SIUE	82 72
												204	H	SIUE	68 70
												230	A	Samford	62 69
												246	A	Murray St.	90 70
												248	H	Jacksonville St.	94 83
												261	A	Tennessee St.	80 85
												269	A	Tennessee Tech	71 81
												274	H	Austin Peay	83 80
												279	A	Southeast Mo. St.	82 73
												279	H	Southeast Mo. St.	79 82
												284	A	N.C. A&T	59 74
												288	A	Western Caro.	84 72
												296	A	Eastern Ill.	70 80
												296	H	Eastern Ill.	74 72
												297	H	Eastern Ky.	66 56
												324	H	Arkansas St.	68 63
LAST 12 Division I GAMES:															
279	A	Southeast Mo. St.	82 73	274	H	Austin Peay	83 80								
204	A	SIUE	82 72	204	H	SIUE	68 70								
296	H	Eastern Ill.	74 72	296	A	Eastern Ill.	70 80								
297	H	Eastern Ky.	66 56	279	H	Southeast Mo. St.	79 82								
269	A	Tennessee Tech	71 81	261	A	Tennessee St.	80 85								
246	A	Murray St.	90 70	61	A	Belmont	66 71								

Non-Div I Games:

UT Martin

■ Loss, 
 ■ Non-Conf, 
 ■ S Site, 
 ■ Home 
 ■ A Away 
 N Neutral

## UTEP

Through Games Of Feb. 21, 2017

Average RPI Win:	272	WON-LOST	WINNING	LAST 10	STRENGTH OF	OPP. STRENGTH	TEAM	ADJ.	CONF.	ADJ CONF.
Average RPI Loss:	146	RECORD	PCT. RANK	GAMES	SCHEDULE	OF SCHEDULE	RPI	RPI	RPI	RPI
DIV. I ONLY	5- 20	316	2- 8	148	172	301	301	15	15	
DIV. I NON-CONF.	2- 9	293	0- 0	124	194	299	299	16	16	
TOTALS	RPI 1-25	RPI 26-50	W-L RECORDS	RPI 51-100	RPI 101-150	RPI 150+				
5- 20	0- 1	0- 2	OVERALL	0- 2	0- 5	5- 10				
4- 8	0- 0	0- 0	HOME	0- 1	0- 1	4- 6				
1- 7	0- 0	0- 0	AWAY	0- 1	0- 2	1- 4				
0- 5	0- 1	0- 2	NEUTRAL	0- 0	0- 2	0- 0				
2- 9	0- 1	0- 2	NON-CONFERENCE	0- 0	0- 3	2- 3				
2- 3	0- 0	0- 0	HOME	0- 0	0- 0	2- 3				
0- 1	0- 0	0- 0	AWAY	0- 0	0- 1	0- 0				
0- 5	0- 1	0- 2	NEUTRAL	0- 0	0- 2	0- 0				
3- 11	0- 0	0- 0	CONFERENCE	0- 2	0- 2	3- 7				
2- 5	0- 0	0- 0	HOME	0- 1	0- 1	2- 3				
1- 6	0- 0	0- 0	AWAY	0- 1	0- 1	1- 4				
0- 0	0- 0	0- 0	NEUTRAL	0- 0	0- 0	0- 0				

RPI 1-25				RPI 26-50				RPI 51-100				RPI 101+				Team's RPI: 301	
RPI	S	Opponent	Score	RPI	S	Opponent	Score	RPI	S	Opponent	Score	RPI	S	Opponent	Score		
18	N	Kansas St.	40 61	29	N	LSU	45 78	57	H	Western Ky.	54 71	122	N	Alabama	60 78		
				37	N	North Carolina St.	55 71	76	A	Middle Tenn.	53 76	126	A	Southern Miss.	48 73		
												126	H	Southern Miss.	68 79		
												139	A	New Mexico	66 79		
												145	N	Pittsburgh	46 71		
												161	A	Louisiana Tech	61 69		
												161	H	Louisiana Tech	69 62		
												164	H	New Mexico St.	59 67		
												168	H	Rice	76 80		
												182	A	UAB	61 74		
												187	H	North Texas	69 76		
												188	A	UTSA	76 97		
												188	H	UTSA	81 83		
												217	H	Texas Southern	68 89		
												252	H	Marshall	84 74		
												278	H	CSU Bakersfield	74 61		
												285	A	FIU	87 88		
												306	H	Northern Ariz.	51 65		
												328	A	Fla. Atlantic	51 50		
												343	H	Houston Baptist	75 45		
LAST 12 Division I GAMES:																	
168	H	Rice	76 80	252	H	Marshall	84 74										
187	H	North Texas	69 76	57	H	Western Ky.	54 71										
126	A	Southern Miss.	48 73	188	A	UTSA	76 97										
161	A	Louisiana Tech	61 69	328	A	Fla. Atlantic	51 50										
76	A	Middle Tenn.	53 76	285	A	FIU	87 88										
182	A	UAB	61 74	126	H	Southern Miss.	68 79										

Non-Div I Games: Western N.M. 93 46

UTEP

Loss, Non-Conf, S Site, H Home A Away N Neutral

Average RPI Win:	301	WON-LOST	WINNING	LAST 10	STRENGTH OF	OPP. STRENGTH	TEAM	ADJ.	CONF.	ADJ CONF.
Average RPI Loss:	156	RECORD	PCT. RANK	GAMES	SCHEDULE	OF SCHEDULE	RPI	RPI	RPI	RPI
DIV. I ONLY	13- 11	149	3- 4	345	187	251	251	29	29	
DIV. I NON-CONF.	7- 6	157	1- 1	329	56	209	209	29	29	
TOTALS	RPI 1-25	RPI 26-50	W-L RECORDS	RPI 51-100	RPI 101-150	RPI 150+				
13- 11	0- 2	0- 0	OVERALL	0- 2	0- 0	13- 7				
8- 3	0- 0	0- 0	HOME	0- 0	0- 0	8- 3				
4- 8	0- 2	0- 0	AWAY	0- 2	0- 0	4- 4				
1- 0	0- 0	0- 0	NEUTRAL	0- 0	0- 0	1- 0				
7- 6	0- 2	0- 0	NON-CONFERENCE	0- 2	0- 0	7- 2				
4- 1	0- 0	0- 0	HOME	0- 0	0- 0	4- 1				
2- 5	0- 2	0- 0	AWAY	0- 2	0- 0	2- 1				
1- 0	0- 0	0- 0	NEUTRAL	0- 0	0- 0	1- 0				
6- 5	0- 0	0- 0	CONFERENCE	0- 0	0- 0	6- 5				
4- 2	0- 0	0- 0	HOME	0- 0	0- 0	4- 2				
2- 3	0- 0	0- 0	AWAY	0- 0	0- 0	2- 3				
0- 0	0- 0	0- 0	NEUTRAL	0- 0	0- 0	0- 0				

RPI 1-25				RPI 26-50				RPI 51-100				RPI 101+ Team's RPI: 251			
RPI	S	Opponent	Score	RPI	S	Opponent	Score	RPI	S	Opponent	Score	RPI	S	Opponent	Score
10	A	Texas	61 85					73	A	Oklahoma St.	53 86	164	A	New Mexico St.	67 87
15	A	Oklahoma	59 92					99	A	Abilene Christian	54 70	173	H	Houston	52 68
												187	N	North Texas	74 69
												194	A	Nebraska	53 71
												215	H	Seattle U	54 67
												218	A	Grand Canyon	59 60
												218	H	Grand Canyon	52 49
												278	A	CSU Bakersfield	46 74
												278	H	CSU Bakersfield	61 67
												283	H	Prairie View	82 74
												289	H	North Dakota St.	81 67
												303	A	A&M-Corpus Christi	68 65
												303	H	A&M-Corpus Christi	55 46
												319	A	UMKC	63 52
												319	H	UMKC	74 39
												331	H	Utah Valley	64 55
												337	A	Chicago St.	57 46
												337	H	Chicago St.	71 43
												344	A	Sam Houston St.	69 45
												344	H	Sam Houston St.	78 50
LAST 12 Division I GAMES:															
				99	A	Abilene Christian	54 70	215	H	Seattle U	54 67				
				187	N	North Texas	74 69	331	H	Utah Valley	64 55				
				164	A	New Mexico St.	67 87	337	A	Chicago St.	57 46				
				278	H	CSU Bakersfield	61 67	218	A	Grand Canyon	59 60				
				218	H	Grand Canyon	52 49	278	A	CSU Bakersfield	46 74				
				319	A	UMKC	63 52	319	H	UMKC	74 39				

Non-Div I Games: St. Thomas (TX) 63 56 Texas Lutheran 68 52 Evangel 86 55

UTRGV

Loss, Non-Conf, S Site, H Home A Away N Neutral

Average RPI Win: <b>212</b>	WON-LOST	WINNING	LAST 10	STRENGTH OF	OPP. STRENGTH	TEAM	ADJ.	CONF.	ADJ CONF.
Average RPI Loss: <b>122</b>	RECORD	PCT. RANK	GAMES	SCHEDULE	OF SCHEDULE	RPI	RPI	RPI	RPI
DIV. I ONLY	10- 13	214	4- 6	120	123	188	188	15	15
DIV. I NON-CONF.	3- 6	230	0- 0	31	47	183	183	16	16
TOTALS	RPI 1-25	RPI 26-50	W-L RECORDS	RPI 51-100	RPI 101-150	RPI 150+			
10- 13	0- 1	0- 2	OVERALL	2- 1	0- 4	8- 5			
6- 7	0- 0	0- 1	HOME	2- 0	0- 2	4- 4			
4- 6	0- 1	0- 1	AWAY	0- 1	0- 2	4- 1			
0- 0	0- 0	0- 0	NEUTRAL	0- 0	0- 0	0- 0			
3- 6	0- 1	0- 2	NON-CONFERENCE	1- 0	0- 2	2- 1			
3- 3	0- 0	0- 1	HOME	1- 0	0- 1	2- 1			
0- 3	0- 1	0- 1	AWAY	0- 0	0- 1	0- 0			
0- 0	0- 0	0- 0	NEUTRAL	0- 0	0- 0	0- 0			
7- 7	0- 0	0- 0	CONFERENCE	1- 1	0- 2	6- 4			
3- 4	0- 0	0- 0	HOME	1- 0	0- 1	2- 3			
4- 3	0- 0	0- 0	AWAY	0- 1	0- 1	4- 1			
0- 0	0- 0	0- 0	NEUTRAL	0- 0	0- 0	0- 0			

RPI 1-25				RPI 26-50				RPI 51-100				RPI 101+				Team's RPI: 188
RPI	S	Opponent	Score	RPI	S	Opponent	Score	RPI	S	Opponent	Score	RPI	S	Opponent	Score	
10	A	Texas	43 76	30	A	Oregon	63 77	57	H	Western Ky.	80 77	104	A	UT Arlington	54 75	
				44	H	Tulane	66 75	76	A	Middle Tenn.	63 77	126	A	Southern Miss.	71 74	
								99	H	Abilene Christian	71 68	126	H	Southern Miss.	68 69	
												127	H	Northern Colo.	66 73	
												161	A	Louisiana Tech	71 77	
												161	H	Louisiana Tech	63 61	
												168	H	Rice	61 66	
												171	H	Texas St.	72 47	
												173	H	Houston	49 56	
												182	A	UAB	82 67	
												187	H	North Texas	55 58	
												232	H	Liberty	80 64	
												252	H	Marshall	81 88	
												285	A	FIU	70 61	
												301	A	UTEP	83 81	
												301	H	UTEP	97 76	
												328	A	Fla. Atlantic	72 62	
LAST 12 Division I GAMES:																
187	H	North Texas	55 58	57	H	Western Ky.	80 77									
168	H	Rice	61 66	252	H	Marshall	81 88									
161	A	Louisiana Tech	71 77	301	H	UTEP	97 76									
126	A	Southern Miss.	71 74	285	A	FIU	70 61									
182	A	UAB	82 67	328	A	Fla. Atlantic	72 62									
76	A	Middle Tenn.	63 77	161	H	Louisiana Tech	63 61									

Non-Div I Games: Tex. A&M-Kingsville70 44 Angelo St. 77 **85**

UTSA

Loss, Non-Conf, S Site, H Home A Away N Neutral

Average RPI Win:	167	WON-LOST	WINNING	LAST 10	STRENGTH OF	OPP. STRENGTH	TEAM	ADJ.	CONF.	ADJ CONF.
Average RPI Loss:	35	RECORD	PCT. RANK	GAMES	SCHEDULE	OF SCHEDULE	RPI	RPI	RPI	RPI
DIV. I ONLY	15- 12	142	2- 8	41	49	75	75	1	1	
DIV. I NON-CONF.	11- 0	1	0- 0	192	311	36	36	1	1	
TOTALS	RPI 1-25	RPI 26-50	W-L RECORDS	RPI 51-100	RPI 101-150	RPI 150+				
15- 12	0- 6	0- 3	OVERALL	6- 2	2- 1	7- 0				
9- 7	0- 3	0- 2	HOME	4- 1	0- 1	5- 0				
5- 5	0- 3	0- 1	AWAY	2- 1	1- 0	2- 0				
1- 0	0- 0	0- 0	NEUTRAL	0- 0	1- 0	0- 0				
11- 0	0- 0	0- 0	NON-CONFERENCE	2- 0	2- 0	7- 0				
7- 0	0- 0	0- 0	HOME	2- 0	0- 0	5- 0				
3- 0	0- 0	0- 0	AWAY	0- 0	1- 0	2- 0				
1- 0	0- 0	0- 0	NEUTRAL	0- 0	1- 0	0- 0				
4- 12	0- 6	0- 3	CONFERENCE	4- 2	0- 1	0- 0				
2- 7	0- 3	0- 2	HOME	2- 1	0- 1	0- 0				
2- 5	0- 3	0- 1	AWAY	2- 1	0- 0	0- 0				
0- 0	0- 0	0- 0	NEUTRAL	0- 0	0- 0	0- 0				

RPI 1-25				RPI 26-50				RPI 51-100 Team's RPI: 75				RPI 101+			
RPI	S	Opponent	Score	RPI	S	Opponent	Score	RPI	S	Opponent	Score	RPI	S	Opponent	Score
6	A	Oregon St.	44 70	28	H	Arizona St.	44 66	63	A	Southern California	58 53	111	H	Arizona	70 81
6	H	Oregon St.	49 63	30	A	Oregon	66 84	71	A	California	73 64	115	N	Charlotte	81 68
7	H	Washington	53 82	30	H	Oregon	61 73	71	H	California	63 57	128	A	St. Mary's (CA)	63 62
9	A	Stanford	51 87					80	A	Colorado	49 54	174	A	Fresno St.	65 55
9	H	Stanford	58 77					80	H	Colorado	58 53	190	H	Utah St.	65 58
12	A	UCLA	56 67					83	H	Montana St.	74 64	219	H	Weber St.	71 52
								93	H	BYU	77 60	290	A	Nevada	80 50
								96	H	Washington St.	55 61	292	H	Southern Utah	69 43
												306	H	Northern Ariz.	78 65
												331	H	Utah Valley	100 52
LAST 12 Division I GAMES:															
		6	H	Oregon St.	49	63		80	H	Colorado	58	53			
		30	H	Oregon	61	73		80	A	Colorado	49	54			
		9	A	Stanford	51	87		30	A	Oregon	66	84			
		71	A	California	73	64		6	A	Oregon St.	44	70			
		96	H	Washington St.	55	61		71	H	California	63	57			
		7	H	Washington	53	82		9	H	Stanford	58	77			

Non-Div I Games:

Utah

■ Loss, 
 ■ Non-Conf, 
 S Site, 
 ■ Home 
 ■ Away 
 N Neutral



Average RPI Win: <b>232</b>	WON-LOST	WINNING	LAST 10	STRENGTH OF	OPP. STRENGTH	TEAM	ADJ.	CONF.	ADJ CONF.
Average RPI Loss: <b>129</b>	RECORD	PCT. RANK	GAMES	SCHEDULE	OF SCHEDULE	RPI	RPI	RPI	RPI
DIV. I ONLY	<b>13- 12</b>	<b>161</b>	<b>6- 4</b>	<b>203</b>	<b>190</b>	<b>190</b>	<b>190</b>	<b>13</b>	<b>13</b>
DIV. I NON-CONF.	<b>6- 4</b>	<b>127</b>	<b>0- 0</b>	<b>327</b>	<b>277</b>	<b>240</b>	<b>240</b>	<b>15</b>	<b>15</b>
TOTALS	RPI 1-25	RPI 26-50	W-L RECORDS	RPI 51-100	RPI 101-150	RPI 150+			
13- 12	0- 0	0- 0	OVERALL	3- 5	0- 5	10- 2			
9- 4	0- 0	0- 0	HOME	3- 1	0- 2	6- 1			
3- 8	0- 0	0- 0	AWAY	0- 4	0- 3	3- 1			
1- 0	0- 0	0- 0	NEUTRAL	0- 0	0- 0	1- 0			
6- 4	0- 0	0- 0	NON-CONFERENCE	1- 2	0- 1	5- 1			
4- 2	0- 0	0- 0	HOME	1- 1	0- 0	3- 1			
1- 2	0- 0	0- 0	AWAY	0- 1	0- 1	1- 0			
1- 0	0- 0	0- 0	NEUTRAL	0- 0	0- 0	1- 0			
7- 8	0- 0	0- 0	CONFERENCE	2- 3	0- 4	5- 1			
5- 2	0- 0	0- 0	HOME	2- 0	0- 2	3- 0			
2- 6	0- 0	0- 0	AWAY	0- 3	0- 2	2- 1			
0- 0	0- 0	0- 0	NEUTRAL	0- 0	0- 0	0- 0			

RPI 1-25				RPI 26-50				RPI 51-100				RPI 101+				Team's RPI: 190	
RPI	S	Opponent	Score	RPI	S	Opponent	Score	RPI	S	Opponent	Score	RPI	S	Opponent	Score		
								52	A	Colorado St.	43	74	111	A	Arizona	57	61
								52	H	Colorado St.	55	48	112	A	Wyoming	40	59
								69	A	Boise St.	56	76	112	H	Wyoming	48	71
								69	H	Boise St.	65	63	139	A	New Mexico	67	78
								75	A	Utah	58	65	139	H	New Mexico	58	68
								83	H	Montana St.	64	56	152	H	Idaho St.	69	56
								88	A	UNLV	53	55	174	A	Fresno St.	52	47
								93	H	BYU	40	60	264	A	San Diego St.	59	66
													264	H	San Diego St.	53	47
													290	A	Nevada	81	69
													290	H	Nevada	60	57
													292	H	Southern Utah	54	70
													321	H	UC Irvine	66	52
													323	H	Air Force	65	62
													330	A	Montana	65	47
													331	H	Utah Valley	56	45
													332	N	Incarnate Word	79	46
LAST 12 Division I GAMES:																	
290	H	Nevada	60	57	174	A	Fresno St.	52	47								
264	A	San Diego St.	59	66	139	H	New Mexico	58	68								
112	A	Wyoming	40	59	52	A	Colorado St.	43	74								
52	H	Colorado St.	55	48	264	H	San Diego St.	53	47								
69	H	Boise St.	65	63	112	H	Wyoming	48	71								
290	A	Nevada	81	69	88	A	UNLV	53	55								

Non-Div I Games: Westminster (UT) 72 49

Utah St.

## Utah Valley

Through Games Of Feb. 21, 2017

Average RPI Win:	318	WON-LOST	WINNING	LAST 10	STRENGTH OF	OPP. STRENGTH	TEAM	ADJ.	CONF.	ADJ CONF.
Average RPI Loss:	202	RECORD	PCT. RANK	GAMES	SCHEDULE	OF SCHEDULE	RPI	RPI	RPI	RPI
DIV. I ONLY	6- 18	302	3- 7	338	262	331	331	29	29	
DIV. I NON-CONF.	3- 10	280	0- 0	310	208	325	325	29	29	
TOTALS	RPI 1-25	RPI 26-50	W-L RECORDS	RPI 51-100	RPI 101-150	RPI 150+				
6- 18	0- 0	0- 1	OVERALL	0- 2	0- 1	6- 14				
4- 6	0- 0	0- 0	HOME	0- 1	0- 1	4- 4				
2- 10	0- 0	0- 0	AWAY	0- 0	0- 0	2- 2				
0- 2	0- 0	0- 1	NEUTRAL	0- 0	0- 0	0- 1				
3- 10	0- 0	0- 1	NON-CONFERENCE	0- 2	0- 1	3- 6				
2- 3	0- 0	0- 0	HOME	0- 1	0- 1	2- 1				
1- 5	0- 0	0- 0	AWAY	0- 1	0- 0	1- 4				
0- 2	0- 0	0- 1	NEUTRAL	0- 0	0- 0	0- 1				
3- 8	0- 0	0- 0	CONFERENCE	0- 0	0- 0	3- 8				
2- 3	0- 0	0- 0	HOME	0- 0	0- 0	2- 3				
1- 5	0- 0	0- 0	AWAY	0- 0	0- 0	1- 5				
0- 0	0- 0	0- 0	NEUTRAL	0- 0	0- 0	0- 0				

RPI S	Opponent	Score	RPI S	Opponent	Score	RPI S	Opponent	Score	RPI S	Opponent	Score	Team's RPI: 331
40 N	Central Mich.	62 71	75 A	Utah	52 100	133 H	Eastern Wash.	50 83	152 A	Idaho St.	56 61	
			93 H	BYU	50 68	164 A	New Mexico St.	46 63	190 A	Utah St.	45 56	
						204 N	SIUE	64 71	215 H	Seattle U	51 69	
						218 A	Grand Canyon	42 60	218 H	Grand Canyon	46 62	
						219 H	Weber St.	61 64	251 A	UTRGV	55 64	
						266 A	Cal Poly	65 77	278 A	CSU Bakersfield	39 55	
						278 H	CSU Bakersfield	59 63	292 A	Southern Utah	70 64	
						309 H	Pepperdine	72 65	311 H	Denver	72 58	
						319 A	UMKC	63 66	319 H	UMKC	58 39	
						323 A	Air Force	53 64	337 A	Chicago St.	62 59	
						337 H	Chicago St.	73 54				
LAST 12 Division I GAMES:												
218 A	Grand Canyon	42 60	251 A	UTRGV	55 64							
278 A	CSU Bakersfield	39 55	278 H	CSU Bakersfield	59 63							
337 H	Chicago St.	73 54	319 A	UMKC	63 66							
319 H	UMKC	58 39	337 A	Chicago St.	62 59							
215 H	Seattle U	51 69	218 H	Grand Canyon	46 62							
164 A	New Mexico St.	46 63	152 A	Idaho St.	56 61							

Non-Div I Games: Dixie St. 68 56 Antelope Valley 87 47

Utah Valley

Loss, Non-Conf, S Site, H Home A Away N Neutral

Average RPI Win:	212	WON-LOST	WINNING	LAST 10	STRENGTH OF	OPP. STRENGTH	TEAM	ADJ.	CONF.	ADJ CONF.
Average RPI Loss:	100	RECORD	PCT. RANK	GAMES	SCHEDULE	OF SCHEDULE	RPI	RPI	RPI	RPI
DIV. I ONLY	15- 14	172	6- 4	97	132	135	135	12	12	
DIV. I NON-CONF.	7- 6	157	0- 0	83	141	111	111	12	12	
TOTALS	RPI 1-25	RPI 26-50	W-L RECORDS	RPI 51-100	RPI 101-150	RPI 150+				
15- 14	0- 0	0- 1	OVERALL	1- 4	1- 8	13- 1				
8- 6	0- 0	0- 0	HOME	0- 3	0- 3	8- 0				
5- 8	0- 0	0- 0	AWAY	0- 0	1- 0	4- 0				
2- 0	0- 0	0- 0	NEUTRAL	1- 0	0- 0	1- 0				
7- 6	0- 0	0- 0	NON-CONFERENCE	1- 3	0- 3	6- 0				
3- 3	0- 0	0- 0	HOME	0- 2	0- 1	3- 0				
2- 3	0- 0	0- 0	AWAY	0- 1	0- 2	2- 0				
2- 0	0- 0	0- 0	NEUTRAL	1- 0	0- 0	1- 0				
8- 8	0- 0	0- 1	CONFERENCE	0- 1	1- 5	7- 1				
5- 3	0- 0	0- 0	HOME	0- 1	0- 2	5- 0				
3- 5	0- 0	0- 1	AWAY	0- 0	1- 3	2- 1				
0- 0	0- 0	0- 0	NEUTRAL	0- 0	0- 0	0- 0				

RPI S	Opponent	Score	RPI S	Opponent	Score	RPI S	Opponent	Score	RPI S	Opponent	Score	Team's RPI: 135
46	A George Washington	67 81	51	H Dayton	48 68	102	A Saint Joseph's	58 64				
			55	N Villanova	68 66	102	H Saint Joseph's	70 80				
			60	A Wake Forest	54 60	103	A Saint Louis	72 77				
			65	H IUPUI	62 71	103	H Saint Louis	48 62				
			67	H Minnesota	69 79	116	A Ole Miss	57 77				
						119	A Fordham	61 58				
						123	A Old Dominion	60 70				
						134	A Duquesne	51 70				
						143	H Iona	57 59				
						162	H Brown	85 72				
						165	H La Salle	61 56				
						185	A George Mason	59 70				
						197	A Campbell	66 53				
						203	H UNCG	65 54				
						210	N American	68 62				
						224	A Richmond	57 55				
						224	H Richmond	62 55				
						233	A St. Bonaventure	77 60				
						237	A Furman	75 61				
						275	H Coppin St.	73 44				
						277	H Davidson	54 47				
						293	H Massachusetts	55 52				
						304	H Rhode Island	68 57				
LAST 12 Division I GAMES:												
277	H Davidson	54 47	224	A Richmond	57 55							
233	A St. Bonaventure	77 60	293	H Massachusetts	55 52							
102	H Saint Joseph's	70 80	119	A Fordham	61 58							
134	A Duquesne	51 70	304	H Rhode Island	68 57							
103	A Saint Louis	72 77	185	A George Mason	59 70							
51	H Dayton	48 68	102	A Saint Joseph's	58 64							

Non-Div I Games:

VCU

## Valparaiso

Through Games Of Feb. 21, 2017

Average RPI Win:	272	WON-LOST	WINNING	LAST 10	STRENGTH OF	OPP. STRENGTH	TEAM	ADJ.	CONF.	ADJ CONF.
Average RPI Loss:	168	RECORD	PCT. RANK	GAMES	SCHEDULE	OF SCHEDULE	RPI	RPI	RPI	RPI
DIV. I ONLY	6- 20	307	3- 7	193	239	300	300	19	19	
DIV. I NON-CONF.	3- 6	230	0- 0	289	160	280	280	21	21	
TOTALS	RPI 1-25	RPI 26-50	W-L RECORDS	RPI 51-100	RPI 101-150	RPI 150+				
6- 20	0- 1	0- 3	OVERALL	0- 0	0- 5	6- 11				
4- 8	0- 0	0- 1	HOME	0- 0	0- 2	4- 5				
2- 12	0- 0	0- 0	AWAY	0- 0	0- 0	2- 0				
0- 0	0- 0	0- 0	NEUTRAL	0- 0	0- 0	0- 0				
3- 6	0- 1	0- 1	NON-CONFERENCE	0- 0	0- 1	3- 3				
2- 2	0- 0	0- 0	HOME	0- 0	0- 0	2- 2				
1- 4	0- 1	0- 1	AWAY	0- 0	0- 1	1- 1				
0- 0	0- 0	0- 0	NEUTRAL	0- 0	0- 0	0- 0				
3- 14	0- 0	0- 2	CONFERENCE	0- 0	0- 4	3- 8				
2- 6	0- 0	0- 1	HOME	0- 0	0- 2	2- 3				
1- 8	0- 0	0- 1	AWAY	0- 0	0- 2	1- 5				
0- 0	0- 0	0- 0	NEUTRAL	0- 0	0- 0	0- 0				

RPI 1-25				RPI 26-50				RPI 51-100				RPI 101+ Team's RPI: 300			
RPI	S	Opponent	Score	RPI	S	Opponent	Score	RPI	S	Opponent	Score	RPI	S	Opponent	Score
2	A	Notre Dame	54 114	33	A	Green Bay	35 56					117	A	Stetson	75 87
				33	H	Green Bay	36 75					138	A	Wright St.	48 63
				50	A	Indiana	58 87					138	H	Wright St.	52 65
												147	A	Milwaukee	64 80
												147	H	Milwaukee	74 85
												160	A	Detroit Mercy	60 85
												160	H	Detroit Mercy	57 55
												163	A	Oakland	63 104
												163	H	Oakland	60 98
												181	A	Cleveland St.	60 71
												181	H	Cleveland St.	62 66
												221	H	Bradley	56 67
												232	H	Liberty	70 68
												259	H	Evansville	65 70
												294	A	Northern Ky.	41 32
												294	H	Northern Ky.	55 70
												296	H	Eastern Ill.	73 68
												307	A	Illinois St.	56 77
												310	A	Youngstown St.	70 76
												310	H	Youngstown St.	77 60
												317	A	Ill.-Chicago	60 74
												337	A	Chicago St.	53 51
LAST 12 Division I GAMES:															
				147	A	Milwaukee	64 80			310	H	Youngstown St.	77 60		
				160	H	Detroit Mercy	57 55			317	A	Ill.-Chicago	60 74		
				163	H	Oakland	60 98			138	H	Wright St.	52 65		
				294	A	Northern Ky.	41 32			294	H	Northern Ky.	55 70		
				138	A	Wright St.	48 63			33	A	Green Bay	35 56		
				181	H	Cleveland St.	62 66			310	A	Youngstown St.	70 76		

Non-Div I Games: Ind.-Kokomo 102 47 Grace (IN) 71 49

Valparaiso

Loss, Non-Conf, S Site, H Home A Away N Neutral

Vanderbilt

Through Games Of Feb. 21, 2017

Average RPI Win:	160	WON-LOST	WINNING	LAST 10	STRENGTH OF	OPP. STRENGTH	TEAM	ADJ.	CONF.	ADJ CONF.
Average RPI Loss:	48	RECORD	PCT. RANK	GAMES	SCHEDULE	OF SCHEDULE	RPI	RPI	RPI	RPI
DIV. I ONLY	13- 14	181	3- 7	42	30	91	91	2	2	
DIV. I NON-CONF.	10- 3	54	0- 0	108	119	50	50	2	2	
TOTALS	RPI 1-25	RPI 26-50	W-L RECORDS	RPI 51-100	RPI 101-150	RPI 150+				
13- 14	1- 8	2- 2	OVERALL	1- 2	2- 1	7- 1				
9- 5	1- 3	2- 1	HOME	1- 1	2- 0	3- 0				
3- 9	0- 5	0- 1	AWAY	0- 1	0- 1	3- 1				
1- 0	0- 0	0- 0	NEUTRAL	0- 0	0- 0	1- 0				
10- 3	1- 1	1- 1	NON-CONFERENCE	1- 0	0- 0	7- 1				
6- 1	1- 1	1- 0	HOME	1- 0	0- 0	3- 0				
3- 2	0- 0	0- 1	AWAY	0- 0	0- 0	3- 1				
1- 0	0- 0	0- 0	NEUTRAL	0- 0	0- 0	1- 0				
3- 11	0- 7	1- 1	CONFERENCE	0- 2	2- 1	0- 0				
3- 4	0- 2	1- 1	HOME	0- 1	2- 0	0- 0				
0- 7	0- 5	0- 0	AWAY	0- 1	0- 1	0- 0				
0- 0	0- 0	0- 0	NEUTRAL	0- 0	0- 0	0- 0				

RPI 1-25				RPI 26-50				RPI 51-100 Team's RPI: 91				RPI 101+			
RPI	S	Opponent	Score	RPI	S	Opponent	Score	RPI	S	Opponent	Score	RPI	S	Opponent	Score
3	A	Mississippi St.	41 86	29	H	LSU	70 68	54	H	Drexel	73 63	116	H	Ole Miss	85 67
4	A	South Carolina	51 82	42	H	Auburn	59 64	81	H	Florida	73 93	122	H	Alabama	87 80
7	H	Duke	77 73	44	H	Tulane	74 63	87	A	Georgia	68 70	143	A	Arkansas	56 59
13	H	Louisville	66 78	50	A	Indiana	61 94					151	A	Memphis	59 75
14	A	Kentucky	63 71									191	A	ETSU	80 72
20	A	Texas A&M	72 77									204	N	SIUE	73 63
22	A	Tennessee	63 91									209	H	Robert Morris	75 59
22	H	Tennessee	57 70									235	A	UT Martin	79 77
23	H	Missouri	68 74									269	H	Tennessee Tech	89 57
												276	H	Kennesaw St.	86 54
												323	A	Air Force	75 49
LAST 12 Division I GAMES:															
116	H	Ole Miss	85 67	122	H	Alabama	87 80								
4	A	South Carolina	51 82	22	A	Tennessee	63 91								
29	H	LSU	70 68	143	A	Arkansas	56 59								
3	A	Mississippi St.	41 86	23	H	Missouri	68 74								
14	A	Kentucky	63 71	42	H	Auburn	59 64								
81	H	Florida	73 93	87	A	Georgia	68 70								

Non-Div I Games:

Vanderbilt

Loss, Non-Conf, S Site, H Home A Away N Neutral

Average RPI Win: <b>265</b>	WON-LOST	WINNING	LAST 10	STRENGTH OF	OPP. STRENGTH	TEAM	ADJ.	CONF.	ADJ CONF.
Average RPI Loss: <b>163</b>	RECORD	PCT. RANK	GAMES	SCHEDULE	OF SCHEDULE	RPI	RPI	RPI	RPI
DIV. I ONLY	8- 18	272	4- 6	177	281	282	282	22	22
DIV. I NON-CONF.	3- 9	275	0- 0	169	323	302	302	22	22
TOTALS	RPI 1-25	RPI 26-50	W-L RECORDS	RPI 51-100	RPI 101-150	RPI 150+			
8- 18	0- 1	0- 1	OVERALL	0- 2	1- 4	7- 10			
7- 6	0- 0	0- 0	HOME	0- 1	1- 1	6- 4			
1- 12	0- 1	0- 1	AWAY	0- 1	0- 3	1- 6			
0- 0	0- 0	0- 0	NEUTRAL	0- 0	0- 0	0- 0			
3- 9	0- 1	0- 1	NON-CONFERENCE	0- 0	0- 2	3- 5			
3- 3	0- 0	0- 0	HOME	0- 0	0- 1	3- 2			
0- 6	0- 1	0- 1	AWAY	0- 0	0- 1	0- 3			
0- 0	0- 0	0- 0	NEUTRAL	0- 0	0- 0	0- 0			
5- 9	0- 0	0- 0	CONFERENCE	0- 2	1- 2	4- 5			
4- 3	0- 0	0- 0	HOME	0- 1	1- 0	3- 2			
1- 6	0- 0	0- 0	AWAY	0- 1	0- 2	1- 3			
0- 0	0- 0	0- 0	NEUTRAL	0- 0	0- 0	0- 0			

RPI 1-25				RPI 26-50				RPI 51-100				RPI 101+ Team's RPI: 282			
RPI	S	Opponent	Score	RPI	S	Opponent	Score	RPI	S	Opponent	Score	RPI	S	Opponent	Score
24	A	Temple	39 <b>53</b>	36	A	Michigan	56 <b>78</b>	70	A	New Hampshire	47 <b>66</b>	140	A	Yale	48 <b>77</b>
								70	H	New Hampshire	49 <b>57</b>	141	A	Maine	43 <b>59</b>
												141	H	Maine	55 52
												142	A	Albany (NY)	53 <b>64</b>
												147	H	Milwaukee	44 <b>68</b>
												162	H	Brown	50 <b>62</b>
												163	A	Oakland	55 <b>79</b>
												172	A	Hartford	55 <b>68</b>
												172	H	Hartford	76 70
												201	A	UMBC	66 <b>69</b>
												201	H	UMBC	52 <b>64</b>
												214	A	Binghamton	61 <b>76</b>
												214	H	Binghamton	55 <b>64</b>
												239	H	Dartmouth	59 54
												244	A	Howard	57 <b>64</b>
												255	H	Stony Brook	53 43
												273	H	Bryant	57 <b>63</b>
												312	H	Holy Cross	63 52
												314	H	NJIT	64 42
												318	A	Central Conn. St.	76 <b>78</b>
												345	A	UMass Lowell	61 46
												345	H	UMass Lowell	60 36
LAST 12 Division I GAMES:															
345	H	UMass Lowell	60 36	255	H	Stony Brook	53 43	142	A	Albany (NY)	53 <b>64</b>				
201	H	UMBC	52 <b>64</b>	70	A	New Hampshire	47 <b>66</b>	345	A	UMass Lowell	61 46				
214	A	Binghamton	61 <b>76</b>	172	H	Hartford	76 70	70	H	New Hampshire	49 <b>57</b>				
141	A	Maine	43 <b>59</b>	201	A	UMBC	66 <b>69</b>	214	H	Binghamton	55 <b>64</b>				

Non-Div I Games:

Vermont

■ Loss, 
■ Non-Conf, 
■ S Site, 
■ H Home 
■ A Away 
N Neutral

Average RPI Win:	162	WON-LOST	WINNING	LAST 10	STRENGTH OF	OPP. STRENGTH	TEAM	ADJ.	CONF.	ADJ CONF.
Average RPI Loss:	43	RECORD	PCT. RANK	GAMES	SCHEDULE	OF SCHEDULE	RPI	RPI	RPI	RPI
DIV. I ONLY	16- 11	117	8- 2	38	67	55	55	7	7	
DIV. I NON-CONF.	5- 6	186	1- 0	6	37	64	64	7	7	
TOTALS	RPI 1-25	RPI 26-50	W-L RECORDS	RPI 51-100	RPI 101-150	RPI 150+				
16- 11	0- 6	0- 2	OVERALL	5- 1	1- 2	10- 0				
8- 5	0- 3	0- 2	HOME	2- 0	0- 0	6- 0				
7- 3	0- 2	0- 0	AWAY	2- 1	1- 0	4- 0				
1- 3	0- 1	0- 0	NEUTRAL	1- 0	0- 2	0- 0				
5- 6	0- 3	0- 1	NON-CONFERENCE	2- 0	1- 2	2- 0				
2- 2	0- 1	0- 1	HOME	0- 0	0- 0	2- 0				
2- 1	0- 1	0- 0	AWAY	1- 0	1- 0	0- 0				
1- 3	0- 1	0- 0	NEUTRAL	1- 0	0- 2	0- 0				
11- 5	0- 3	0- 1	CONFERENCE	3- 1	0- 0	8- 0				
6- 3	0- 2	0- 1	HOME	2- 0	0- 0	4- 0				
5- 2	0- 1	0- 0	AWAY	1- 1	0- 0	4- 0				
0- 0	0- 0	0- 0	NEUTRAL	0- 0	0- 0	0- 0				

RPI 1-25				RPI 26-50				RPI 51-100				RPI 101+			
RPI	S	Opponent	Score	RPI	S	Opponent	Score	RPI	S	Opponent	Score	RPI	S	Opponent	Score
3	N	Mississippi St.	62 108	39	H	Marquette	71 77	58	A	Georgetown	49 54	102	A	Saint Joseph's	62 54
7	A	Duke	50 68	46	H	George Washington	69 72	58	H	Georgetown	71 50	105	N	Troy	85 93
17	H	DePaul	50 80					72	A	St. John's (NY)	67 56	135	N	VCU	66 68
19	A	Creighton	46 60					72	H	St. John's (NY)	55 50	165	H	La Salle	52 49
19	H	Creighton	44 47					85	A	Penn	60 48	178	A	Providence	64 59
24	H	Temple	48 83					90	N	Purdue	58 44	178	H	Providence	61 43
												186	A	Xavier	72 47
												186	H	Xavier	76 71
												207	A	Seton Hall	87 52
												207	H	Seton Hall	69 52
												250	A	Butler	70 69
												250	H	Butler	61 58
												302	H	Lehigh	59 37
LAST 12 Division I GAMES:															
250	H	Butler	61 58	58	A	Georgetown	49 54								
186	H	Xavier	76 71	186	A	Xavier	72 47								
207	A	Seton Hall	87 52	250	A	Butler	70 69								
72	A	St. John's (NY)	67 56	85	A	Penn	60 48								
178	H	Providence	61 43	72	H	St. John's (NY)	55 50								
19	H	Creighton	44 47	207	H	Seton Hall	69 52								

Non-Div I Games:

Villanova

■ Loss, 
■ Non-Conf, S Site, 
■ Home 
■ Away 
N Neutral

## Virginia

Through Games Of Feb. 21, 2017

Average RPI Win:	151	WON-LOST	WINNING	LAST 10	STRENGTH OF	OPP. STRENGTH	TEAM	ADJ.	CONF.	ADJ CONF.
Average RPI Loss:	51	RECORD	PCT. RANK	GAMES	SCHEDULE	OF SCHEDULE	RPI	RPI	RPI	RPI
DIV. I ONLY	18- 9	80	6- 4	73	26	45	45	3	3	
DIV. I NON-CONF.	11- 2	23	0- 0	262	65	78	78	4	4	
TOTALS	RPI 1-25	RPI 26-50	W-L RECORDS	RPI 51-100	RPI 101-150	RPI 150+				
18- 9	1- 4	0- 1	OVERALL	7- 2	1- 2	9- 0				
12- 2	1- 2	0- 0	HOME	5- 0	0- 0	6- 0				
5- 6	0- 2	0- 1	AWAY	2- 1	1- 2	2- 0				
1- 1	0- 0	0- 0	NEUTRAL	0- 1	0- 0	1- 0				
11- 2	0- 0	0- 0	NON-CONFERENCE	3- 2	0- 0	8- 0				
7- 0	0- 0	0- 0	HOME	2- 0	0- 0	5- 0				
3- 1	0- 0	0- 0	AWAY	1- 1	0- 0	2- 0				
1- 1	0- 0	0- 0	NEUTRAL	0- 1	0- 0	1- 0				
7- 7	1- 4	0- 1	CONFERENCE	4- 0	1- 2	1- 0				
5- 2	1- 2	0- 0	HOME	3- 0	0- 0	1- 0				
2- 5	0- 2	0- 1	AWAY	1- 0	1- 2	0- 0				
0- 0	0- 0	0- 0	NEUTRAL	0- 0	0- 0	0- 0				

RPI S	Opponent	Score	RPI S	Opponent	Score	Team's RPI: 45	RPI S	Opponent	Score	RPI S	Opponent	Score
2	A Notre Dame	74 82	31	A Syracuse	49 54		51	H Dayton	66 56	107	A North Carolina	58 67
7	H Duke	51 70					53	H Georgia Tech	65 64	108	A Clemson	69 37
11	H Florida St.	60 51					60	H Wake Forest	60 57	145	A Pittsburgh	54 62
13	H Louisville	81 86					66	A Northwestern	60 69	170	H Boston College	62 55
16	A Miami (FL)	52 63					72	N St. John's (NY)	55 66	194	N Nebraska	73 51
							76	H Middle Tenn.	63 51	201	H UMBC	56 30
							86	A Virginia Tech	63 55	212	H Rutgers	62 54
							86	H Virginia Tech	76 27	224	A Richmond	63 56
							87	A Georgia	66 43	245	H UMES	60 50
										258	A Bowling Green	67 47
										275	H Coppin St.	103 40
										317	H Ill.-Chicago	76 39
LAST 12 Division I GAMES:												
86	A Virginia Tech	63 55	2	A Notre Dame	74 82							
11	H Florida St.	60 51	86	H Virginia Tech	76 27							
60	H Wake Forest	60 57	145	A Pittsburgh	54 62							
16	A Miami (FL)	52 63	108	A Clemson	69 37							
7	H Duke	51 70	170	H Boston College	62 55							
53	H Georgia Tech	65 64	107	A North Carolina	58 67							

Non-Div I Games:

Virginia

■ Loss, 
■ Non-Conf, S Site, 
■ Home 
■ Away 
N Neutral



Average RPI Win:	172	WON-LOST	WINNING	LAST 10	STRENGTH OF	OPP. STRENGTH	TEAM	ADJ.	CONF.	ADJ CONF.
Average RPI Loss:	37	RECORD	PCT. RANK	GAMES	SCHEDULE	OF SCHEDULE	RPI	RPI	RPI	RPI
DIV. I ONLY	16- 11	117	0- 10	60	55	86	86	3	3	
DIV. I NON-CONF.	13- 0	1	0- 0	254	195	42	42	4	4	
TOTALS	RPI 1-25	RPI 26-50	W-L RECORDS	RPI 51-100	RPI 101-150	RPI 150+				
16- 11	1- 5	1- 4	OVERALL	2- 1	4- 1	8- 0				
12- 5	1- 3	0- 2	HOME	2- 0	2- 0	7- 0				
4- 6	0- 0	1- 0	AWAY	0- 0	2- 0	1- 0				
0- 0	0- 0	0- 0	NEUTRAL	0- 0	0- 0	0- 0				
13- 0	1- 0	1- 0	NON-CONFERENCE	1- 0	2- 0	8- 0				
10- 0	1- 0	0- 0	HOME	1- 0	1- 0	7- 0				
3- 0	0- 0	1- 0	AWAY	0- 0	1- 0	1- 0				
0- 0	0- 0	0- 0	NEUTRAL	0- 0	0- 0	0- 0				
3- 11	0- 5	0- 4	CONFERENCE	1- 1	2- 1	0- 0				
2- 5	0- 3	0- 2	HOME	1- 0	1- 0	0- 0				
1- 6	0- 2	0- 2	AWAY	0- 1	1- 1	0- 0				
0- 0	0- 0	0- 0	NEUTRAL	0- 0	0- 0	0- 0				

RPI S	Opponent	Score	RPI S	Opponent	Score	RPI S	Opponent	Score	RPI S	Opponent	Score
2	H Notre Dame	59 76	31	H Syracuse	72 82	53	A Georgia Tech	81 87	107	H North Carolina	76 68
7	A Duke	59 84	37	A North Carolina St.	71 85	58	H Georgetown	73 63	108	A Clemson	78 69
11	H Florida St.	54 82	42	A Auburn	92 87	60	H Wake Forest	72 70	114	A UCF	67 64
13	H Louisville	70 88	45	A Virginia	27 76				132	H Radford	71 52
16	A Miami (FL)	75 82	45	H Virginia	55 63				145	A Pittsburgh	64 72
22	H Tennessee	67 63							194	H Nebraska	76 67
									196	A Col. of Charleston	71 61
									220	H Presbyterian	67 36
									256	H UNC Asheville	71 52
									258	H Bowling Green	98 51
									313	H Gardner-Webb	76 42
									318	H Central Conn. St.	81 47
									348	H Delaware St.	88 48
LAST 12 Division I GAMES:											
45	H Virginia	55 63	31	H Syracuse	72 82						
145	A Pittsburgh	64 72	45	A Virginia	27 76						
37	A North Carolina St.	71 85	11	H Florida St.	54 82						
13	H Louisville	70 88	7	A Duke	59 84						
53	A Georgia Tech	81 87	60	H Wake Forest	72 70						
2	H Notre Dame	59 76	16	A Miami (FL)	75 82						

Non-Div I Games:

Virginia Tech

Average RPI Win: <b>303</b>	WON-LOST	WINNING	LAST 10	STRENGTH OF	OPP. STRENGTH	TEAM	ADJ.	CONF.	ADJ CONF.
Average RPI Loss: <b>225</b>	RECORD	PCT. RANK	GAMES	SCHEDULE	OF SCHEDULE	RPI	RPI	RPI	RPI
DIV. I ONLY	3- 23	338	3- 7	280	346	338	338	31	31
DIV. I NON-CONF.	0- 10	335	0- 0	135	293	331	331	32	32
TOTALS	RPI 1-25	RPI 26-50	W-L RECORDS	RPI 51-100	RPI 101-150	RPI 150+			
3- 23	0- 0	0- 0	OVERALL	0- 3	0- 3	3- 17			
1- 11	0- 0	0- 0	HOME	0- 1	0- 2	1- 8			
2- 12	0- 0	0- 0	AWAY	0- 2	0- 1	2- 9			
0- 0	0- 0	0- 0	NEUTRAL	0- 0	0- 0	0- 0			
0- 10	0- 0	0- 0	NON-CONFERENCE	0- 3	0- 3	0- 4			
0- 5	0- 0	0- 0	HOME	0- 1	0- 2	0- 2			
0- 5	0- 0	0- 0	AWAY	0- 2	0- 1	0- 2			
0- 0	0- 0	0- 0	NEUTRAL	0- 0	0- 0	0- 0			
3- 13	0- 0	0- 0	CONFERENCE	0- 0	0- 0	3- 13			
1- 6	0- 0	0- 0	HOME	0- 0	0- 0	1- 6			
2- 7	0- 0	0- 0	AWAY	0- 0	0- 0	2- 7			
0- 0	0- 0	0- 0	NEUTRAL	0- 0	0- 0	0- 0			

RPI S	Opponent	Score	RPI S	Opponent	Score	RPI S	Opponent	Score	RPI S	Opponent	Score	Team's RPI: 338
						70	A New Hampshire	40 73	110	A Princeton	44 107	
						72	A St. John's (NY)	34 62	140	H Yale	52 66	
						85	H Penn	39 63	142	H Albany (NY)	50 75	
									156	A Army West Point	40 85	
									198	A Sacred Heart	52 62	
									198	H Sacred Heart	56 70	
									206	H Towson	40 69	
									209	A Robert Morris	41 74	
									209	H Robert Morris	63 82	
									243	A Saint Francis (PA)	87 71	
									243	H Saint Francis (PA)	46 67	
									273	A Bryant	61 70	
									280	A Mt. St. Mary's	47 66	
									280	H Mt. St. Mary's	59 70	
									314	A NJIT	45 68	
									318	A Central Conn. St.	53 66	
									318	H Central Conn. St.	71 83	
									326	A St. Francis Brooklyn	50 63	
									326	H St. Francis Brooklyn	58 45	
									334	A LIU Brooklyn	64 69	
									341	A Fairleigh Dickinson	74 66	
									341	H Fairleigh Dickinson	53 59	
									348	H Delaware St.	49 61	
LAST 12 Division I GAMES:												
			280	H Mt. St. Mary's	59 70		326	H St. Francis Brooklyn	58 45			
			326	A St. Francis Brooklyn	50 63		243	H Saint Francis (PA)	46 67			
			243	A Saint Francis (PA)	87 71		334	A LIU Brooklyn	64 69			
			209	A Robert Morris	41 74		198	A Sacred Heart	52 62			
			318	H Central Conn. St.	71 83		273	A Bryant	61 70			
			341	A Fairleigh Dickinson	74 66		209	H Robert Morris	63 82			

Non-Div I Games: Staten Island 62 60

Wagner

■ Loss, 
 ■ Non-Conf, 
 ■ S Site, 
 ■ H Home 
 ■ A Away 
 N Neutral

## Wake Forest

Through Games Of Feb. 21, 2017

Average RPI Win:	149	WON-LOST	WINNING	LAST 10	STRENGTH OF	OPP. STRENGTH	TEAM	ADJ.	CONF.	ADJ CONF.
Average RPI Loss:	51	RECORD	PCT. RANK	GAMES	SCHEDULE	OF SCHEDULE	RPI	RPI	RPI	RPI
DIV. I ONLY	15- 12	142	5- 5	40	38	60	60	3	3	
DIV. I NON-CONF.	9- 4	85	0- 0	150	88	85	85	4	4	
TOTALS	RPI 1-25	RPI 26-50	W-L RECORDS	RPI 51-100	RPI 101-150	RPI 150+				
15- 12	0- 5	2- 4	OVERALL	1- 1	5- 1	7- 1				
11- 4	0- 2	0- 1	HOME	1- 0	4- 1	6- 0				
4- 8	0- 3	2- 3	AWAY	0- 1	1- 0	1- 1				
0- 0	0- 0	0- 0	NEUTRAL	0- 0	0- 0	0- 0				
9- 4	0- 0	1- 2	NON-CONFERENCE	0- 0	2- 1	6- 1				
7- 1	0- 0	0- 0	HOME	0- 0	2- 1	5- 0				
2- 3	0- 0	1- 2	AWAY	0- 0	0- 0	1- 1				
0- 0	0- 0	0- 0	NEUTRAL	0- 0	0- 0	0- 0				
6- 8	0- 5	1- 2	CONFERENCE	1- 1	3- 0	1- 0				
4- 3	0- 2	0- 1	HOME	1- 0	2- 0	1- 0				
2- 5	0- 3	1- 1	AWAY	0- 1	1- 0	0- 0				
0- 0	0- 0	0- 0	NEUTRAL	0- 0	0- 0	0- 0				

RPI 1-25				RPI 26-50				RPI 51-100				RPI 101+			
RPI	S	Opponent	Score	RPI	S	Opponent	Score	RPI	S	Opponent	Score	RPI	S	Opponent	Score
2	A	Notre Dame	72 92	26	A	Elon	78 68	53	H	Georgia Tech	70 65	107	A	North Carolina	80 77
7	A	Duke	43 71	29	A	LSU	57 60	86	A	Virginia Tech	70 72	108	H	Clemson	68 56
7	H	Duke	53 79	37	A	North Carolina St.	89 77					118	H	Navy	75 65
11	A	Florida St.	60 102	37	H	North Carolina St.	50 65					132	H	Radford	60 68
16	H	Miami (FL)	56 79	38	A	James Madison	76 83					135	H	VCU	60 54
				45	A	Virginia	57 60					145	H	Pittsburgh	57 48
												170	H	Boston College	71 55
												186	H	Xavier	58 45
												189	A	Illinois	79 70
												207	A	Seton Hall	63 70
												212	H	Rutgers	55 43
												230	H	Samford	51 40
												237	H	Furman	59 52
												287	H	Eastern Mich.	89 61
LAST 12 Division I GAMES:															
37	A	North Carolina St.	89 77	7	A	Duke	43 71								
7	H	Duke	53 79	170	H	Boston College	71 55								
45	A	Virginia	57 60	53	H	Georgia Tech	70 65								
11	A	Florida St.	60 102	107	A	North Carolina	80 77								
145	H	Pittsburgh	57 48	86	A	Virginia Tech	70 72								
16	H	Miami (FL)	56 79	108	H	Clemson	68 56								

Non-Div I Games:

Wake Forest

■ Loss, 
■ Non-Conf, 
■ S Site, 
■ H Home 
■ A Away 
N Neutral

Average RPI Win:	107	WON-LOST	WINNING	LAST 10	STRENGTH OF	OPP. STRENGTH	TEAM	ADJ.	CONF.	ADJ CONF.
Average RPI Loss:	7	RECORD	PCT. RANK	GAMES	SCHEDULE	OF SCHEDULE	RPI	RPI	RPI	RPI
DIV. I ONLY	25- 4	7	5- 3	23	18	7	7	1	1	
DIV. I NON-CONF.	12- 1	7	0- 1	48	101	6	6	1	1	
TOTALS	RPI 1-25	RPI 26-50	W-L RECORDS	RPI 51-100	RPI 101-150	RPI 150+				
25- 4	2- 4	3- 0	OVERALL	10- 0	4- 0	6- 0				
14- 1	2- 1	1- 0	HOME	5- 0	3- 0	3- 0				
11- 3	0- 3	2- 0	AWAY	5- 0	1- 0	3- 0				
0- 0	0- 0	0- 0	NEUTRAL	0- 0	0- 0	0- 0				
12- 1	1- 1	0- 0	NON-CONFERENCE	3- 0	2- 0	6- 0				
8- 0	1- 0	0- 0	HOME	2- 0	2- 0	3- 0				
4- 1	0- 1	0- 0	AWAY	1- 0	0- 0	3- 0				
0- 0	0- 0	0- 0	NEUTRAL	0- 0	0- 0	0- 0				
13- 3	1- 3	3- 0	CONFERENCE	7- 0	2- 0	0- 0				
6- 1	1- 1	1- 0	HOME	3- 0	1- 0	0- 0				
7- 2	0- 2	2- 0	AWAY	4- 0	1- 0	0- 0				
0- 0	0- 0	0- 0	NEUTRAL	0- 0	0- 0	0- 0				

RPI	S	Opponent	Score	RPI	S	Opponent	Score	RPI	S	Opponent	Score	RPI	S	Opponent	Score
2	A	Notre Dame	60 71	28	A	Arizona St.	65 54	52	H	Colorado St.	101 68	111	A	Arizona	90 73
6	A	Oregon St.	70 73	28	H	Arizona St.	70 57	63	A	Southern California	87 74	111	H	Arizona	91 55
9	H	Stanford	68 72	30	A	Oregon	99 77	63	H	Southern California	77 67	125	H	Idaho	105 53
12	A	UCLA	79 90					69	H	Boise St.	92 66	133	H	Eastern Wash.	100 52
12	H	UCLA	82 70					71	H	California	90 67	169	H	CSUN	101 44
23	H	Missouri	79 66					75	A	Utah	82 53	174	H	Fresno St.	85 54
								80	A	Colorado	79 75	215	A	Seattle U	94 64
								93	A	BYU	82 70	218	A	Grand Canyon	101 66
								96	A	Washington St.	87 44	257	A	Portland	83 53
								96	H	Washington St.	94 63	286	H	Savannah St.	87 36
LAST 12 Division I GAMES:															
2	A	Notre Dame	60 71	75	A	Utah	82 53								
63	A	Southern California	87 74	9	H	Stanford	68 72								
12	A	UCLA	79 90	71	H	California	90 67								
28	H	Arizona St.	70 57	96	A	Washington St.	87 44								
111	H	Arizona	91 55	28	A	Arizona St.	65 54								
80	A	Colorado	79 75	111	A	Arizona	90 73								

Non-Div I Games:

Washington

■ Loss, 
 ■ Non-Conf, S Site, 
 ■ Home 
 ■ Away 
 N Neutral

Average RPI Win:	115	WON-LOST	WINNING	LAST 10	STRENGTH OF	OPP. STRENGTH	TEAM	ADJ.	CONF.	ADJ CONF.
Average RPI Loss:	48	RECORD	PCT. RANK	GAMES	SCHEDULE	OF SCHEDULE	RPI	RPI	RPI	RPI
DIV. I ONLY	10- 17	247	2- 8	6	11	96	96	1	1	
DIV. I NON-CONF.	5- 6	186	0- 0	24	83	117	117	1	1	
TOTALS	RPI 1-25	RPI 26-50	W-L RECORDS	RPI 51-100	RPI 101-150	RPI 150+				
10- 17	1- 7	1- 2	OVERALL	3- 5	2- 3	3- 0				
7- 6	1- 2	0- 1	HOME	2- 2	2- 1	2- 0				
2- 10	0- 4	1- 1	AWAY	1- 3	0- 2	0- 0				
1- 1	0- 1	0- 0	NEUTRAL	0- 0	0- 0	1- 0				
5- 6	0- 2	0- 0	NON-CONFERENCE	0- 3	2- 1	3- 0				
4- 2	0- 0	0- 0	HOME	0- 2	2- 0	2- 0				
0- 3	0- 1	0- 0	AWAY	0- 1	0- 1	0- 0				
1- 1	0- 1	0- 0	NEUTRAL	0- 0	0- 0	1- 0				
5- 11	1- 5	1- 2	CONFERENCE	3- 2	0- 2	0- 0				
3- 4	1- 2	0- 1	HOME	2- 0	0- 1	0- 0				
2- 7	0- 3	1- 1	AWAY	1- 2	0- 1	0- 0				
0- 0	0- 0	0- 0	NEUTRAL	0- 0	0- 0	0- 0				

RPI 1-25				RPI 26-50				RPI 51-100 Team's RPI: 96				RPI 101+			
RPI	S	Opponent	Score	RPI	S	Opponent	Score	RPI	S	Opponent	Score	RPI	S	Opponent	Score
6	A	Oregon St.	58 80	28	A	Arizona St.	49 68	63	A	Southern California	64 80	103	A	Saint Louis	70 73
7	A	Washington	63 94	28	H	Arizona St.	58 61	63	H	Southern California	74 57	111	A	Arizona	55 56
7	H	Washington	44 87	30	A	Oregon	75 59	69	H	Boise St.	73 77	111	H	Arizona	62 70
9	H	Stanford	54 76					71	H	California	84 79	128	H	St. Mary's (CA)	85 69
12	A	UCLA	48 67					73	H	Oklahoma St.	72 79	146	H	San Francisco	73 35
12	H	UCLA	82 73					75	A	Utah	61 55	194	N	Nebraska	79 65
14	A	Kentucky	67 69					77	A	Gonzaga	61 79	200	H	Loyola Marymount	92 45
21	N	Maryland	69 79					80	A	Colorado	58 70	229	H	San Diego	83 73
LAST 12 Division I GAMES:															
12	A	UCLA	48 67	71	H	California	84 79								
63	A	Southern California	64 80	9	H	Stanford	54 76								
111	H	Arizona	62 70	7	H	Washington	44 87								
28	H	Arizona St.	58 61	111	A	Arizona	55 56								
75	A	Utah	61 55	28	A	Arizona St.	49 68								
80	A	Colorado	58 70	63	H	Southern California	74 57								

Non-Div I Games:

Washington St.

■ Loss, 
■ Non-Conf, 
■ S Site, 
■ H Home 
■ A Away 
N Neutral

Average RPI Win:	279	WON-LOST	WINNING	LAST 10	STRENGTH OF	OPP. STRENGTH	TEAM	ADJ.	CONF.	ADJ CONF.
Average RPI Loss:	125	RECORD	PCT. RANK	GAMES	SCHEDULE	OF SCHEDULE	RPI	RPI	RPI	RPI
DIV. I ONLY	10- 13	214	4- 6	213	245	219	219	20	20	
DIV. I NON-CONF.	4- 5	198	0- 0	306	227	235	235	18	18	
TOTALS	RPI 1-25	RPI 26-50	W-L RECORDS	RPI 51-100	RPI 101-150	RPI 150+				
10- 13	0- 0	0- 0	OVERALL	0- 3	0- 7	10- 3				
5- 5	0- 0	0- 0	HOME	0- 1	0- 2	5- 2				
5- 7	0- 0	0- 0	AWAY	0- 2	0- 4	5- 1				
0- 1	0- 0	0- 0	NEUTRAL	0- 0	0- 1	0- 0				
4- 5	0- 0	0- 0	NON-CONFERENCE	0- 2	0- 1	4- 2				
1- 2	0- 0	0- 0	HOME	0- 0	0- 0	1- 2				
3- 2	0- 0	0- 0	AWAY	0- 2	0- 0	3- 0				
0- 1	0- 0	0- 0	NEUTRAL	0- 0	0- 1	0- 0				
6- 8	0- 0	0- 0	CONFERENCE	0- 1	0- 6	6- 1				
4- 3	0- 0	0- 0	HOME	0- 1	0- 2	4- 0				
2- 5	0- 0	0- 0	AWAY	0- 0	0- 4	2- 1				
0- 0	0- 0	0- 0	NEUTRAL	0- 0	0- 0	0- 0				

RPI S	Opponent	Score	RPI S	Opponent	Score	RPI S	Opponent	Score	RPI S	Opponent	Score	Team's RPI: 219
						75	A Utah	52 71	117	N Stetson	68 70	
						83	H Montana St.	68 83	124	A North Dakota	67 83	
						93	A BYU	64 73	124	H North Dakota	65 70	
									125	A Idaho	77 95	
									127	A Northern Colo.	62 86	
									127	H Northern Colo.	79 88	
									133	A Eastern Wash.	85 99	
									152	A Idaho St.	52 57	
									152	H Idaho St.	50 43	
									169	H CSUN	78 89	
									174	H Fresno St.	57 60	
									236	H Portland St.	85 75	
									257	H Portland	76 37	
									281	H Sacramento St.	66 60	
									285	A FIU	64 61	
									292	A Southern Utah	73 68	
									306	A Northern Ariz.	75 64	
									323	A Air Force	76 61	
									330	H Montana	74 58	
									331	A Utah Valley	64 61	
LAST 12 Division I GAMES:												
124	A	North Dakota	67	83	152	A	Idaho St.	52	57			
127	A	Northern Colo.	62	86	127	H	Northern Colo.	79	88			
236	H	Portland St.	85	75	124	H	North Dakota	65	70			
281	H	Sacramento St.	66	60	133	A	Eastern Wash.	85	99			
306	A	Northern Ariz.	75	64	125	A	Idaho	77	95			
292	A	Southern Utah	73	68	152	H	Idaho St.	50	43			

Non-Div I Games: Cal St. San B'dino 75 69 Westminster (UT) 81 68

Weber St.

Loss, Non-Conf, S Site, H Home A Away N Neutral

## West Virginia

Through Games Of Feb. 21, 2017

Average RPI Win:	180	WON-LOST	WINNING	LAST 10	STRENGTH OF	OPP. STRENGTH	TEAM	ADJ.	CONF.	ADJ CONF.
Average RPI Loss:	31	RECORD	PCT. RANK	GAMES	SCHEDULE	OF SCHEDULE	RPI	RPI	RPI	RPI
DIV. I ONLY	18- 9	80	4- 6	66	58	56	56	4	4	
DIV. I NON-CONF.	12- 0	1	0- 0	288	313	59	59	3	3	
TOTALS	RPI 1-25	RPI 26-50	W-L RECORDS	RPI 51-100	RPI 101-150	RPI 150+				
18- 9	2- 6	1- 0	OVERALL	2- 3	2- 0	11- 0				
13- 3	2- 2	0- 0	HOME	2- 1	1- 0	8- 0				
2- 6	0- 4	0- 0	AWAY	0- 2	1- 0	1- 0				
3- 0	0- 0	1- 0	NEUTRAL	0- 0	0- 0	2- 0				
12- 0	0- 0	1- 0	NON-CONFERENCE	0- 0	1- 0	10- 0				
9- 0	0- 0	0- 0	HOME	0- 0	1- 0	8- 0				
0- 0	0- 0	0- 0	AWAY	0- 0	0- 0	0- 0				
3- 0	0- 0	1- 0	NEUTRAL	0- 0	0- 0	2- 0				
6- 9	2- 6	0- 0	CONFERENCE	2- 3	1- 0	1- 0				
4- 3	2- 2	0- 0	HOME	2- 1	0- 0	0- 0				
2- 6	0- 4	0- 0	AWAY	0- 2	1- 0	1- 0				
0- 0	0- 0	0- 0	NEUTRAL	0- 0	0- 0	0- 0				

RPI 1-25				RPI 26-50				RPI 51-100				RPI 101+			
RPI	S	Opponent	Score	RPI	S	Opponent	Score	RPI	S	Opponent	Score	RPI	S	Opponent	Score
5	A	Baylor	73 79	42	N	Auburn	56 52	59	A	Iowa St.	53 68	116	H	Ole Miss	66 61
5	H	Baylor	56 91					59	H	Iowa St.	55 80	136	A	TCU	83 61
10	A	Texas	54 69					73	H	Oklahoma St.	79 53	155	N	East Carolina	79 47
10	H	Texas	63 73					98	A	Texas Tech	66 75	166	A	Kansas	62 51
15	A	Oklahoma	87 90					98	H	Texas Tech	89 79	175	H	Morehead St.	94 53
15	H	Oklahoma	83 73									244	H	Howard	95 49
18	A	Kansas St.	71 86									248	H	High Point	82 59
18	H	Kansas St.	66 59									265	H	Charleston So.	88 38
												275	H	Coppin St.	69 39
												280	H	Mt. St. Mary's	77 45
												284	N	N.C. A&T	80 64
												316	H	USC Upstate	91 33
												339	H	Longwood	107 40
LAST 12 Division I GAMES:															
59	A	Iowa St.	53 68	98	H	Texas Tech	89 79								
18	H	Kansas St.	66 59	5	A	Baylor	73 79								
73	H	Oklahoma St.	79 53	166	A	Kansas	62 51								
15	A	Oklahoma	87 90	10	H	Texas	63 73								
59	H	Iowa St.	55 80	98	A	Texas Tech	66 75								
10	A	Texas	54 69	15	H	Oklahoma	83 73								

Non-Div I Games:

West Virginia

■ Loss, 
 ■ Non-Conf, 
 ■ S Site, 
 ■ Home 
 ■ A Away 
 N Neutral

Average RPI Win:	275	WON-LOST	WINNING	LAST 10	STRENGTH OF	OPP. STRENGTH	TEAM	ADJ.	CONF.	ADJ CONF.
Average RPI Loss:	168	RECORD	PCT. RANK	GAMES	SCHEDULE	OF SCHEDULE	RPI	RPI	RPI	RPI
DIV. I ONLY	6- 21	310	2- 8	155	274	288	288	17	17	
DIV. I NON-CONF.	4- 10	259	0- 0	165	315	253	253	20	20	
TOTALS	RPI 1-25	RPI 26-50	W-L RECORDS	RPI 51-100	RPI 101-150	RPI 150+				
6- 21	0- 1	0- 0	OVERALL	0- 5	0- 4	6- 11				
4- 7	0- 0	0- 0	HOME	0- 2	0- 0	4- 5				
2- 12	0- 1	0- 0	AWAY	0- 3	0- 2	2- 6				
0- 2	0- 0	0- 0	NEUTRAL	0- 0	0- 2	0- 0				
4- 10	0- 1	0- 0	NON-CONFERENCE	0- 1	0- 4	4- 4				
2- 3	0- 0	0- 0	HOME	0- 0	0- 0	2- 3				
2- 5	0- 1	0- 0	AWAY	0- 1	0- 2	2- 1				
0- 2	0- 0	0- 0	NEUTRAL	0- 0	0- 2	0- 0				
2- 11	0- 0	0- 0	CONFERENCE	0- 4	0- 0	2- 7				
2- 4	0- 0	0- 0	HOME	0- 2	0- 0	2- 2				
0- 7	0- 0	0- 0	AWAY	0- 2	0- 0	0- 5				
0- 0	0- 0	0- 0	NEUTRAL	0- 0	0- 0	0- 0				

RPI 1-25				RPI 26-50				RPI 51-100				RPI 101+ Team's RPI: 288			
RPI	S	Opponent	Score	RPI	S	Opponent	Score	RPI	S	Opponent	Score	RPI	S	Opponent	Score
11	A	Florida St.	41 90					87	A	Georgia	43 78	108	A	Clemson	63 78
								89	A	Chattanooga	46 67	132	A	Radford	39 67
								89	H	Chattanooga	48 60	134	N	Duquesne	50 65
								95	A	Mercer	53 84	146	N	San Francisco	52 73
								95	H	Mercer	57 59	191	A	ETSU	57 76
												191	H	ETSU	55 72
												197	H	Campbell	48 50
												203	A	UNCG	45 62
												230	A	Samford	50 51
												230	H	Samford	42 49
												235	H	UT Martin	72 84
												237	A	Furman	44 73
												237	H	Furman	75 72
												248	H	High Point	73 64
												256	A	UNC Asheville	53 62
												265	H	Charleston So.	58 53
												267	A	Wofford	59 68
												267	H	Wofford	69 66
												297	A	Eastern Ky.	72 61
												313	H	Gardner-Webb	60 68
												335	A	Florida A&M	62 61
LAST 12 Division I GAMES:															
				89	H	Chattanooga	48 60	203	A	UNCG	45 62				
				191	H	ETSU	55 72	191	A	ETSU	57 76				
				230	A	Samford	50 51	89	A	Chattanooga	46 67				
				95	A	Mercer	53 84	95	H	Mercer	57 59				
				267	H	Wofford	69 66	230	H	Samford	42 49				
				237	H	Furman	75 72	237	A	Furman	44 73				

Non-Div I Games: North Greenville 95 48

Western Caro.

■ Loss, 
 ■ Non-Conf, 
 ■ S Site, 
 ■ H Home 
 ■ A Away 
 N Neutral



Average RPI Win:	224	WON-LOST	WINNING	LAST 10	STRENGTH OF	OPP. STRENGTH	TEAM	ADJ.	CONF.	ADJ CONF.
Average RPI Loss:	62	RECORD	PCT. RANK	GAMES	SCHEDULE	OF SCHEDULE	RPI	RPI	RPI	RPI
DIV. I ONLY	19- 6	40	8- 2	232	130	78	78	11	11	
DIV. I NON-CONF.	8- 3	67	0- 0	273	193	92	92	10	10	
TOTALS	RPI 1-25	RPI 26-50	W-L RECORDS	RPI 51-100	RPI 101-150	RPI 150+				
19- 6	0- 1	1- 2	OVERALL	2- 2	4- 1	12- 0				
9- 1	0- 0	1- 0	HOME	1- 1	2- 0	5- 0				
10- 5	0- 0	0- 0	AWAY	1- 0	2- 0	7- 0				
0- 0	0- 0	0- 0	NEUTRAL	0- 0	0- 0	0- 0				
8- 3	0- 1	0- 1	NON-CONFERENCE	1- 0	0- 1	7- 0				
4- 0	0- 0	0- 0	HOME	1- 0	0- 0	3- 0				
4- 3	0- 1	0- 1	AWAY	0- 0	0- 1	4- 0				
0- 0	0- 0	0- 0	NEUTRAL	0- 0	0- 0	0- 0				
11- 3	0- 0	1- 1	CONFERENCE	1- 2	4- 0	5- 0				
5- 1	0- 0	1- 0	HOME	0- 1	2- 0	2- 0				
6- 2	0- 0	0- 1	AWAY	1- 1	2- 0	3- 0				
0- 0	0- 0	0- 0	NEUTRAL	0- 0	0- 0	0- 0				

RPI 1-25				RPI 26-50				RPI 51-100 Team's RPI: 78				RPI 101+			
RPI	S	Opponent	Score	RPI	S	Opponent	Score	RPI	S	Opponent	Score	RPI	S	Opponent	Score
23	A	Missouri	68 71	32	A	South Dakota St.	58 73	64	A	South Dakota	86 78	147	A	Milwaukee	68 76
				32	H	South Dakota St.	83 77	65	A	IUPUI	52 66	148	A	Oral Roberts	76 62
				39	A	Marquette	61 77	65	H	IUPUI	72 76	148	H	Oral Roberts	76 72
								82	H	Northern Ill.	83 79	149	A	Omaha	78 74
												149	H	Omaha	80 63
												204	A	SIUE	76 74
												221	H	Bradley	91 77
												279	A	Southeast Mo. St.	100 87
												289	A	North Dakota St.	87 60
												289	H	North Dakota St.	110 81
												296	H	Eastern Ill.	83 62
												307	H	Illinois St.	80 50
												311	A	Denver	80 68
												311	H	Denver	87 62
												319	A	UMKC	78 65
												322	A	Fort Wayne	75 53
												337	A	Chicago St.	54 50
LAST 12 Division I GAMES:															
				32	H	South Dakota St.	83 77	65	H	IUPUI	72 76				
				311	A	Denver	80 68	32	A	South Dakota St.	58 73				
				289	A	North Dakota St.	87 60	289	H	North Dakota St.	110 81				
				149	H	Omaha	80 63	149	A	Omaha	78 74				
				148	A	Oral Roberts	76 62	148	H	Oral Roberts	76 72				
				64	A	South Dakota	86 78	311	H	Denver	87 62				

Non-Div I Games: Graceland (IA) 118 40 Monmouth (IL) 113 29

Western Ill.

Loss, Non-Conf, S Site, H Home A Away N Neutral

Average RPI Win:	202	WON-LOST	WINNING	LAST 10	STRENGTH OF	OPP. STRENGTH	TEAM	ADJ.	CONF.	ADJ CONF.
Average RPI Loss:	81	RECORD	PCT. RANK	GAMES	SCHEDULE	OF SCHEDULE	RPI	RPI	RPI	RPI
DIV. I ONLY	20- 6	33	6- 0	151	119	57	57	15	15	
DIV. I NON-CONF.	8- 4	97	1- 0	141	109	98	98	16	16	
TOTALS	RPI 1-25	RPI 26-50	W-L RECORDS	RPI 51-100	RPI 101-150	RPI 150+				
20- 6	0- 2	1- 1	OVERALL	3- 0	3- 2	13- 1				
12- 1	0- 0	1- 0	HOME	1- 0	2- 1	8- 0				
7- 3	0- 1	0- 0	AWAY	1- 0	1- 1	5- 1				
1- 2	0- 1	0- 1	NEUTRAL	1- 0	0- 0	0- 0				
8- 4	0- 2	1- 1	NON-CONFERENCE	1- 0	1- 1	5- 0				
5- 1	0- 0	1- 0	HOME	0- 0	1- 1	3- 0				
2- 1	0- 1	0- 0	AWAY	0- 0	0- 0	2- 0				
1- 2	0- 1	0- 1	NEUTRAL	1- 0	0- 0	0- 0				
12- 2	0- 0	0- 0	CONFERENCE	2- 0	2- 1	8- 1				
7- 0	0- 0	0- 0	HOME	1- 0	1- 0	5- 0				
5- 2	0- 0	0- 0	AWAY	1- 0	1- 1	3- 1				
0- 0	0- 0	0- 0	NEUTRAL	0- 0	0- 0	0- 0				

RPI S	Opponent	Score	RPI S	Opponent	Score	RPI S	Opponent	Score	RPI S	Opponent	Score
13 A	Louisville	61 68	46 N	George Washington	49 68	76 A	Middle Tenn.	82 75	104 H	UT Arlington	68 71
17 N	DePaul	69 77	50 H	Indiana	85 74	76 H	Middle Tenn.	66 51	115 A	Charlotte	85 89
						100 N	Kent St.	79 73	123 A	Old Dominion	67 62
									126 H	Southern Miss.	79 53
									130 H	Ball St.	68 61
									161 H	Louisiana Tech	67 58
									182 A	UAB	62 52
									182 H	UAB	60 48
									188 A	UTSA	77 80
									196 H	Col. of Charleston	89 76
									252 A	Marshall	78 64
									252 H	Marshall	73 57
									274 A	Austin Peay	85 65
									285 H	FIU	90 38
									291 H	Lipscomb	87 35
									297 A	Eastern Ky.	90 63
									301 A	UTEP	71 54
									328 H	Fla. Atlantic	76 55
									349 H	Alabama A&M	96 32
LAST 12 Division I GAMES:											
100 N	Kent St.	79 73	188 A	UTSA	77 80						
182 A	UAB	62 52	301 A	UTEP	71 54						
76 A	Middle Tenn.	82 75	252 H	Marshall	73 57						
252 A	Marshall	78 64	76 H	Middle Tenn.	66 51						
126 H	Southern Miss.	79 53	182 H	UAB	60 48						
161 H	Louisiana Tech	67 58	123 A	Old Dominion	67 62						

Non-Div I Games:

Western Ky.

Average RPI Win:	269	WON-LOST	WINNING	LAST 10	STRENGTH OF	OPP. STRENGTH	TEAM	ADJ.	CONF.	ADJ CONF.
Average RPI Loss:	71	RECORD	PCT. RANK	GAMES	SCHEDULE	OF SCHEDULE	RPI	RPI	RPI	RPI
DIV. I ONLY	16- 9	101	4- 6	323	111	176	176	10	10	
DIV. I NON-CONF.	9- 2	37	0- 0	348	140	184	184	11	11	
TOTALS	RPI 1-25	RPI 26-50	W-L RECORDS	RPI 51-100	RPI 101-150	RPI 150+				
16- 9	0- 0	0- 4	OVERALL	0- 4	0- 1	16- 0				
7- 4	0- 0	0- 1	HOME	0- 3	0- 0	7- 0				
8- 5	0- 0	0- 0	AWAY	0- 1	0- 0	8- 0				
1- 0	0- 0	0- 0	NEUTRAL	0- 0	0- 0	1- 0				
9- 2	0- 0	0- 2	NON-CONFERENCE	0- 0	0- 0	9- 0				
4- 1	0- 0	0- 1	HOME	0- 0	0- 0	4- 0				
4- 1	0- 0	0- 1	AWAY	0- 0	0- 0	4- 0				
1- 0	0- 0	0- 0	NEUTRAL	0- 0	0- 0	1- 0				
7- 7	0- 0	0- 2	CONFERENCE	0- 4	0- 1	7- 0				
3- 3	0- 0	0- 0	HOME	0- 3	0- 0	3- 0				
4- 4	0- 0	0- 2	AWAY	0- 1	0- 1	4- 0				
0- 0	0- 0	0- 0	NEUTRAL	0- 0	0- 0	0- 0				

RPI S	Opponent	Score	RPI S	Opponent	Score	RPI S	Opponent	Score	RPI S	Opponent	Score	Team's RPI: 176
36	A Michigan	40 66	79	H Buffalo	47 62	130	A Ball St.	56 61				
40	A Central Mich.	83 94	82	A Northern Ill.	62 67	160	A Detroit Mercy	75 65				
41	H Michigan St.	64 68	84	H Toledo	66 72	221	H Bradley	83 64				
49	A Ohio	67 80	100	H Kent St.	67 71	222	A Akron	73 57				
						222	H Akron	73 60				
						238	A Miami (OH)	85 60				
						258	A Bowling Green	74 53				
						258	H Bowling Green	75 58				
						277	H Davidson	76 63				
						287	A Eastern Mich.	76 67				
						287	H Eastern Mich.	70 60				
						289	A North Dakota St.	68 63				
						297	N Eastern Ky.	74 59				
						315	H Loyola Chicago	65 53				
						319	A UMKC	66 54				
						322	H Fort Wayne	61 35				
						337	A Chicago St.	64 51				
LAST 12 Division I GAMES:												
287	H Eastern Mich.	70 60	49	A Ohio	67 80							
258	A Bowling Green	74 53	222	A Akron	73 57							
40	A Central Mich.	83 94	100	H Kent St.	67 71							
84	H Toledo	66 72	287	A Eastern Mich.	76 67							
82	A Northern Ill.	62 67	258	H Bowling Green	75 58							
79	H Buffalo	47 62	130	A Ball St.	56 61							

Non-Div I Games:

Western Mich.

■ Loss, 
■ Non-Conf, 
■ S Site, 
■ H Home 
■ A Away 
N Neutral

Average RPI Win:	226	WON-LOST	WINNING	LAST 10	STRENGTH OF	OPP. STRENGTH	TEAM	ADJ.	CONF.	ADJ CONF.
Average RPI Loss:	128	RECORD	PCT. RANK	GAMES	SCHEDULE	OF SCHEDULE	RPI	RPI	RPI	RPI
DIV. I ONLY	12- 13	186	7- 3	192	121	199	199	16	16	
DIV. I NON-CONF.	5- 6	186	0- 0	97	48	173	173	14	14	
TOTALS	RPI 1-25	RPI 26-50	W-L RECORDS	RPI 51-100	RPI 101-150	RPI 150+				
12- 13	1- 2	0- 2	OVERALL	1- 2	0- 1	10- 6				
7- 6	1- 0	0- 2	HOME	1- 1	0- 0	5- 3				
4- 5	0- 1	0- 0	AWAY	0- 0	0- 1	4- 3				
1- 2	0- 1	0- 0	NEUTRAL	0- 1	0- 0	1- 0				
5- 6	1- 2	0- 1	NON-CONFERENCE	1- 1	0- 1	3- 1				
4- 2	1- 0	0- 1	HOME	1- 0	0- 0	2- 1				
0- 2	0- 1	0- 0	AWAY	0- 0	0- 1	0- 0				
1- 2	0- 1	0- 0	NEUTRAL	0- 1	0- 0	1- 0				
7- 7	0- 0	0- 1	CONFERENCE	0- 1	0- 0	7- 5				
3- 4	0- 0	0- 1	HOME	0- 1	0- 0	3- 2				
4- 3	0- 0	0- 0	AWAY	0- 0	0- 0	4- 3				
0- 0	0- 0	0- 0	NEUTRAL	0- 0	0- 0	0- 0				

RPI 1-25				RPI 26-50				RPI 51-100				RPI 101+ Team's RPI: 199			
RPI	S	Opponent	Score	RPI	S	Opponent	Score	RPI	S	Opponent	Score	RPI	S	Opponent	Score
9	N	Stanford	39 87	32	H	South Dakota St.	58 78	62	H	UNI	61 63	104	A	UT Arlington	70 74
19	H	Creighton	62 54	35	H	Drake	78 83	90	N	Purdue	49 86	153	N	Northeastern	87 73
23	A	Missouri	57 64					99	H	Abilene Christian	81 62	157	A	Missouri St.	62 73
												157	H	Missouri St.	60 65
												184	A	Southern Ill.	54 77
												184	H	Southern Ill.	58 61
												205	A	Indiana St.	56 42
												221	A	Bradley	76 69
												221	H	Bradley	65 54
												259	A	Evansville	74 67
												259	H	Evansville	69 68
												307	A	Illinois St.	50 54
												307	H	Illinois St.	67 45
												315	A	Loyola Chicago	83 64
												319	H	UMKC	54 56
												324	H	Arkansas St.	69 51
												332	H	Incarinate Word	73 63
LAST 12 Division I GAMES:															
221	A	Bradley	76 69	205	A	Indiana St.	56 42	307	H	Illinois St.	67 45	221	H	Bradley	65 54
307	A	Illinois St.	50 54	259	A	Evansville	74 67	184	A	Southern Ill.	54 77	157	A	Missouri St.	62 73
184	H	Southern Ill.	58 61	157	H	Missouri St.	60 65	315	A	Loyola Chicago	83 64				

Non-Div I Games:

Wichita St.

■ Loss, 
■ Non-Conf, 
■ S Site, 
■ H Home 
■ A Away 
N Neutral

Average RPI Win:	216	WON-LOST	WINNING	LAST 10	STRENGTH OF	OPP. STRENGTH	TEAM	ADJ.	CONF.	ADJ CONF.
Average RPI Loss:	112	RECORD	PCT. RANK	GAMES	SCHEDULE	OF SCHEDULE	RPI	RPI	RPI	RPI
DIV. I ONLY	16- 10	109	3- 7	224	117	150	150	9	9	
DIV. I NON-CONF.	10- 1	15	0- 0	300	305	95	95	8	8	
TOTALS	RPI 1-25	RPI 26-50	W-L RECORDS	RPI 51-100	RPI 101-150	RPI 150+				
16- 10	0- 0	0- 3	OVERALL	0- 2	2- 1	14- 4				
9- 5	0- 0	0- 2	HOME	0- 1	0- 1	9- 1				
7- 5	0- 0	0- 1	AWAY	0- 1	2- 0	5- 3				
0- 0	0- 0	0- 0	NEUTRAL	0- 0	0- 0	0- 0				
10- 1	0- 0	0- 0	NON-CONFERENCE	0- 1	1- 0	9- 0				
6- 1	0- 0	0- 0	HOME	0- 1	0- 0	6- 0				
4- 0	0- 0	0- 0	AWAY	0- 0	1- 0	3- 0				
0- 0	0- 0	0- 0	NEUTRAL	0- 0	0- 0	0- 0				
6- 9	0- 0	0- 3	CONFERENCE	0- 1	1- 1	5- 4				
3- 4	0- 0	0- 2	HOME	0- 0	0- 1	3- 1				
3- 5	0- 0	0- 1	AWAY	0- 1	1- 0	2- 3				
0- 0	0- 0	0- 0	NEUTRAL	0- 0	0- 0	0- 0				

RPI 1-25				RPI 26-50				RPI 51-100				RPI 101+				Team's RPI: 150	
RPI	S	Opponent	Score	RPI	S	Opponent	Score	RPI	S	Opponent	Score	RPI	S	Opponent	Score		
				26	A	Elon	47 70	54	A	Drexel	48 65	123	A	Old Dominion	69 58		
				26	H	Elon	58 60	72	H	St. John's (NY)	57 73	129	A	Delaware	60 49		
				38	H	James Madison	64 79					129	H	Delaware	54 68		
												153	A	Northeastern	68 54		
												153	H	Northeastern	60 58		
												155	H	East Carolina	82 72		
												180	A	Hofstra	61 64		
												180	H	Hofstra	81 65		
												196	A	Col. of Charleston	60 70		
												196	H	Col. of Charleston	69 71		
												206	A	Towson	60 64		
												206	H	Towson	68 55		
												210	A	American	48 34		
												223	A	UNCW	57 43		
												224	H	Richmond	67 39		
												239	H	Dartmouth	63 50		
												243	H	Saint Francis (PA)	73 60		
												272	A	Norfolk St.	65 52		
												280	H	Mt. St. Mary's	68 46		
												316	A	USC Upstate	49 46		
												348	H	Delaware St.	82 48		
LAST 12 Division I GAMES:																	
				26	A	Elon	47 70	153	A	Northeastern	68 54						
				196	H	Col. of Charleston	69 71	38	H	James Madison	64 79						
				206	H	Towson	68 55	129	H	Delaware	54 68						
				54	A	Drexel	48 65	26	H	Elon	58 60						
				180	H	Hofstra	81 65	206	A	Towson	60 64						
				180	A	Hofstra	61 64	223	A	UNCW	57 43						

Non-Div I Games:

William & Mary

Loss, Non-Conf, S Site, H Home A Away N Neutral

## Winthrop

Through Games Of Feb. 21, 2017

Average RPI Win: <b>339</b>	WON-LOST	WINNING	LAST 10	STRENGTH OF	OPP. STRENGTH	TEAM	ADJ.	CONF.	ADJ CONF.
Average RPI Loss: <b>193</b>	RECORD	PCT. RANK	GAMES	SCHEDULE	OF SCHEDULE	RPI	RPI	RPI	RPI
DIV. I ONLY	1- 25	347	1- 9	167	310	336	336	28	28
DIV. I NON-CONF.	0- 11	335	0- 0	46	159	298	298	28	28
TOTALS	RPI 1-25	RPI 26-50	W-L RECORDS	RPI 51-100	RPI 101-150	RPI 150+			
1- 25	0- 3	0- 1	OVERALL	0- 2	0- 2	1- 17			
1- 11	0- 0	0- 0	HOME	0- 1	0- 1	1- 9			
0- 11	0- 2	0- 0	AWAY	0- 0	0- 1	0- 8			
0- 3	0- 1	0- 1	NEUTRAL	0- 1	0- 0	0- 0			
0- 11	0- 3	0- 1	NON-CONFERENCE	0- 2	0- 0	0- 5			
0- 5	0- 0	0- 0	HOME	0- 1	0- 0	0- 4			
0- 3	0- 2	0- 0	AWAY	0- 0	0- 0	0- 1			
0- 3	0- 1	0- 1	NEUTRAL	0- 1	0- 0	0- 0			
1- 14	0- 0	0- 0	CONFERENCE	0- 0	0- 2	1- 12			
1- 6	0- 0	0- 0	HOME	0- 0	0- 1	1- 5			
0- 8	0- 0	0- 0	AWAY	0- 0	0- 1	0- 7			
0- 0	0- 0	0- 0	NEUTRAL	0- 0	0- 0	0- 0			

RPI 1-25				RPI 26-50				RPI 51-100				RPI 101+ Team's RPI: 336			
RPI	S	Opponent	Score	RPI	S	Opponent	Score	RPI	S	Opponent	Score	RPI	S	Opponent	Score
5	A	Baylor	32 <b>140</b>	36	N	Michigan	39 <b>76</b>	77	N	Gonzaga	41 <b>71</b>	132	A	Radford	49 <b>74</b>
11	N	Florida St.	35 <b>98</b>					95	H	Mercer	48 <b>71</b>	132	H	Radford	50 <b>60</b>
25	A	Ohio St.	48 <b>88</b>									191	A	ETSU	45 <b>62</b>
												196	H	Col. of Charleston	64 <b>95</b>
												197	A	Campbell	32 <b>61</b>
												197	H	Campbell	35 <b>70</b>
												220	H	Presbyterian	39 <b>78</b>
												222	H	Akron	59 <b>80</b>
												232	A	Liberty	51 <b>80</b>
												248	A	High Point	43 <b>88</b>
												248	H	High Point	57 <b>70</b>
												256	A	UNC Asheville	55 <b>71</b>
												256	H	UNC Asheville	53 <b>68</b>
												265	A	Charleston So.	52 <b>71</b>
												269	H	Tennessee Tech	50 <b>73</b>
												313	A	Gardner-Webb	57 <b>63</b>
												313	H	Gardner-Webb	54 <b>89</b>
												339	A	Longwood	78 <b>83</b>
												339	H	Longwood	78 <b>72</b>
												347	H	South Carolina St.	55 <b>63</b>
LAST 12 Division I GAMES:															
256	A	UNC Asheville	55 <b>71</b>	313	H	Gardner-Webb	54 <b>89</b>								
313	A	Gardner-Webb	57 <b>63</b>	232	A	Liberty	51 <b>80</b>								
197	H	Campbell	35 <b>70</b>	339	H	Longwood	78 <b>72</b>								
339	A	Longwood	78 <b>83</b>	220	H	Presbyterian	39 <b>78</b>								
248	H	High Point	57 <b>70</b>	197	A	Campbell	32 <b>61</b>								
132	A	Radford	49 <b>74</b>	265	A	Charleston So.	52 <b>71</b>								

Non-Div I Games: N.C. Wesleyan 89 40

Winthrop

■ Loss, 
 ■ Non-Conf, 
 ■ S Site, 
 ■ H Home 
 ■ A Away 
 N Neutral

Average RPI Win:	223	WON-LOST	WINNING	LAST 10	STRENGTH OF	OPP. STRENGTH	TEAM	ADJ.	CONF.	ADJ CONF.
Average RPI Loss:	86	RECORD	PCT. RANK	GAMES	SCHEDULE	OF SCHEDULE	RPI	RPI	RPI	RPI
DIV. I ONLY	7- 20	298	2- 8	59	80	211	211	6	6	
DIV. I NON-CONF.	5- 8	218	0- 0	123	214	202	202	6	6	
TOTALS	RPI 1-25	RPI 26-50	W-L RECORDS	RPI 51-100	RPI 101-150	RPI 150+				
7- 20	0- 3	1- 5	OVERALL	0- 5	0- 4	6- 3				
4- 10	0- 1	0- 4	HOME	0- 2	0- 1	4- 2				
2- 9	0- 2	1- 1	AWAY	0- 3	0- 2	1- 1				
1- 1	0- 0	0- 0	NEUTRAL	0- 0	0- 1	1- 0				
5- 8	0- 0	1- 1	NON-CONFERENCE	0- 1	0- 4	4- 2				
2- 5	0- 0	0- 1	HOME	0- 1	0- 1	2- 2				
2- 2	0- 0	1- 0	AWAY	0- 0	0- 2	1- 0				
1- 1	0- 0	0- 0	NEUTRAL	0- 0	0- 1	1- 0				
2- 12	0- 3	0- 4	CONFERENCE	0- 4	0- 0	2- 1				
2- 5	0- 1	0- 3	HOME	0- 1	0- 0	2- 0				
0- 7	0- 2	0- 1	AWAY	0- 3	0- 0	0- 1				
0- 0	0- 0	0- 0	NEUTRAL	0- 0	0- 0	0- 0				

RPI	S	Opponent	Score	RPI	S	Opponent	Score	RPI	S	Opponent	Score	RPI	S	Opponent	Score	Team's RPI: 211
21	A	Maryland	40 89	33	A	Green Bay	54 53	51	H	Dayton	64 83	107	H	North Carolina	59 72	
25	A	Ohio St.	61 70	36	A	Michigan	66 75	66	A	Northwestern	43 63	115	A	Charlotte	48 63	
25	H	Ohio St.	68 96	36	H	Michigan	56 73	67	A	Minnesota	60 88	116	N	Ole Miss	44 69	
				39	H	Marquette	75 81	74	A	Penn St.	46 76	147	A	Milwaukee	63 80	
				41	H	Michigan St.	57 81	90	H	Purdue	57 79	152	H	Idaho St.	35 42	
				50	H	Indiana	54 78					194	H	Nebraska	82 56	
												212	A	Rutgers	52 68	
												212	H	Rutgers	53 41	
												243	H	Saint Francis (PA)	100 103	
												250	H	Butler	60 55	
												261	N	Tennessee St.	80 70	
												305	H	Mississippi Val.	103 61	
												307	A	Illinois St.	64 46	
LAST 12 Division I GAMES:																
212	H	Rutgers	53 41	50	H	Indiana	54 78									
21	A	Maryland	40 89	41	H	Michigan St.	57 81									
36	A	Michigan	66 75	25	A	Ohio St.	61 70									
194	H	Nebraska	82 56	74	A	Penn St.	46 76									
25	H	Ohio St.	68 96	90	H	Purdue	57 79									
66	A	Northwestern	43 63	67	A	Minnesota	60 88									

Non-Div I Games:

Wisconsin

■ Loss, 
 ■ Non-Conf, 
 ■ S Site, 
 ■ H Home 
 ■ A Away 
 N Neutral

Average RPI Win: <b>282</b>	WON-LOST	WINNING	LAST 10	STRENGTH OF	OPP. STRENGTH	TEAM	ADJ.	CONF.	ADJ CONF.
Average RPI Loss: <b>167</b>	RECORD	PCT. RANK	GAMES	SCHEDULE	OF SCHEDULE	RPI	RPI	RPI	RPI
DIV. I ONLY	10- 15	229	0- 9	294	272	267	267	17	17
DIV. I NON-CONF.	8- 5	125	0- 0	315	326	176	176	20	20
TOTALS	RPI 1-25	RPI 26-50	W-L RECORDS	RPI 51-100	RPI 101-150	RPI 150+			
10- 15	0- 0	0- 1	OVERALL	0- 5	0- 1	10- 8			
5- 5	0- 0	0- 0	HOME	0- 2	0- 0	5- 3			
5- 8	0- 0	0- 1	AWAY	0- 1	0- 1	5- 5			
0- 2	0- 0	0- 0	NEUTRAL	0- 2	0- 0	0- 0			
8- 5	0- 0	0- 1	NON-CONFERENCE	0- 2	0- 1	8- 1			
3- 0	0- 0	0- 0	HOME	0- 0	0- 0	3- 0			
5- 3	0- 0	0- 1	AWAY	0- 0	0- 1	5- 1			
0- 2	0- 0	0- 0	NEUTRAL	0- 2	0- 0	0- 0			
2- 10	0- 0	0- 0	CONFERENCE	0- 3	0- 0	2- 7			
2- 5	0- 0	0- 0	HOME	0- 2	0- 0	2- 3			
0- 5	0- 0	0- 0	AWAY	0- 1	0- 0	0- 4			
0- 0	0- 0	0- 0	NEUTRAL	0- 0	0- 0	0- 0			

RPI S	Opponent	Score	RPI S	Opponent	Score	RPI S	Opponent	Score	RPI S	Opponent	Score	Team's RPI: 267
37	A North Carolina St.	40 <b>80</b>	81	N Florida	51 <b>74</b>	149	A Omaha	64 <b>89</b>				
			89	H Chattanooga	61 <b>71</b>	191	H ETSU	69 <b>77</b>				
			94	N Jacksonville	60 <b>66</b>	203	A UNCG	61 <b>67</b>				
			95	A Mercer	39 <b>54</b>	203	H UNCG	54 48				
			95	H Mercer	46 <b>61</b>	223	A UNCW	71 67				
						230	A Samford	54 <b>57</b>				
						230	H Samford	48 <b>55</b>				
						237	A Furman	60 <b>65</b>				
						237	H Furman	49 <b>69</b>				
						256	A UNC Asheville	65 <b>84</b>				
						265	A Charleston So.	59 45				
						271	H Coastal Caro.	67 62				
						276	A Kennesaw St.	78 49				
						288	A Western Caro.	66 <b>69</b>				
						288	H Western Caro.	68 59				
						298	A North Florida	79 60				
						313	H Gardner-Webb	75 66				
						340	A N.C. Central	64 54				
						347	H South Carolina St.	66 65				
LAST 12 Division I GAMES:												
230	H Samford	48 <b>55</b>	89	H Chattanooga	61 <b>71</b>							
95	H Mercer	46 <b>61</b>	95	A Mercer	39 <b>54</b>							
237	A Furman	60 <b>65</b>	230	A Samford	54 <b>57</b>							
288	A Western Caro.	66 <b>69</b>	237	H Furman	49 <b>69</b>							
203	A UNCG	61 <b>67</b>	203	H UNCG	54 48							
191	H ETSU	69 <b>77</b>	288	H Western Caro.	68 59							

Non-Div I Games: Montreat 71 30 Erskine 116 74

Wofford



Average RPI Win: 260		WON-LOST	WINNING	LAST 10	STRENGTH OF	OPP. STRENGTH	TEAM	ADJ.	CONF.	ADJ CONF.
Average RPI Loss: 108		RECORD	PCT. RANK	GAMES	SCHEDULE	OF SCHEDULE	RPI	RPI	RPI	RPI
DIV. I ONLY		20- 6	33	9- 1	335	173	138	138	19	19
DIV. I NON-CONF.		6- 4	127	0- 0	344	87	246	246	21	21
TOTALS		RPI 1-25	RPI 26-50	W-L RECORDS	RPI 51-100	RPI 101-150	RPI 150+			
20- 6	0- 0		0- 1	OVERALL	0- 2	1- 1	19- 2			
10- 1	0- 0		0- 0	HOME	0- 1	0- 0	10- 0			
10- 3	0- 0		0- 1	AWAY	0- 0	1- 0	9- 2			
0- 2	0- 0		0- 0	NEUTRAL	0- 1	0- 1	0- 0			
6- 4	0- 0		0- 0	NON-CONFERENCE	0- 2	0- 1	6- 1			
3- 1	0- 0		0- 0	HOME	0- 1	0- 0	3- 0			
3- 1	0- 0		0- 0	AWAY	0- 0	0- 0	3- 1			
0- 2	0- 0		0- 0	NEUTRAL	0- 1	0- 1	0- 0			
14- 2	0- 0		0- 1	CONFERENCE	0- 0	1- 0	13- 1			
7- 0	0- 0		0- 0	HOME	0- 0	0- 0	7- 0			
7- 2	0- 0		0- 1	AWAY	0- 0	1- 0	6- 1			
0- 0	0- 0		0- 0	NEUTRAL	0- 0	0- 0	0- 0			

[illegible]

Non-Div I Games:	Grace (IN)	87	56	Cincinnati Christian	85	61
------------------	------------	----	----	----------------------	----	----

Wright St.

■ Loss, ■ Non-Conf, S Site, H Home A Away N Neutral

## Wyoming

Through Games Of Feb. 21, 2017

Average RPI Win: <b>225</b>	WON-LOST	WINNING	LAST 10	STRENGTH OF	OPP. STRENGTH	TEAM	ADJ.	CONF.	ADJ CONF.
Average RPI Loss: <b>82</b>	RECORD	PCT. RANK	GAMES	SCHEDULE	OF SCHEDULE	RPI	RPI	RPI	RPI
DIV. I ONLY	16- 8	80	5- 5	189	146	112	112	13	13
DIV. I NON-CONF.	6- 3	97	0- 0	265	179	147	147	15	15
TOTALS	RPI 1-25	RPI 26-50	W-L RECORDS	RPI 51-100	RPI 101-150	RPI 150+			
16- 8	0- 0	0- 2	OVERALL	3- 4	1- 1	12- 1			
11- 2	0- 0	0- 0	HOME	2- 1	1- 1	8- 0			
5- 6	0- 0	0- 2	AWAY	1- 3	0- 0	4- 1			
0- 0	0- 0	0- 0	NEUTRAL	0- 0	0- 0	0- 0			
6- 3	0- 0	0- 2	NON-CONFERENCE	2- 0	0- 1	4- 0			
4- 1	0- 0	0- 0	HOME	1- 0	0- 1	3- 0			
2- 2	0- 0	0- 2	AWAY	1- 0	0- 0	1- 0			
0- 0	0- 0	0- 0	NEUTRAL	0- 0	0- 0	0- 0			
10- 5	0- 0	0- 0	CONFERENCE	1- 4	1- 0	8- 1			
7- 1	0- 0	0- 0	HOME	1- 1	1- 0	5- 0			
3- 4	0- 0	0- 0	AWAY	0- 3	0- 0	3- 1			
0- 0	0- 0	0- 0	NEUTRAL	0- 0	0- 0	0- 0			

RPI S	Opponent	Score	RPI S	Opponent	Score	RPI S	Opponent	Score	RPI S	Opponent	Score	Team's RPI: 112
35	A Drake	50 63	41	A Michigan St.	51 63	52	A Colorado St.	54 61	125	H Idaho	71 74	
						64	H South Dakota	69 62	139	H New Mexico	68 52	
						69	A Boise St.	54 64	174	A Fresno St.	47 52	
						69	H Boise St.	43 53	174	H Fresno St.	70 48	
						80	A Colorado	82 75	190	A Utah St.	71 48	
						88	A UNLV	46 51	190	H Utah St.	59 40	
						88	H UNLV	79 57	195	H San Jose St.	89 60	
									264	H San Diego St.	80 67	
									290	A Nevada	72 59	
									292	H Southern Utah	68 48	
									311	H Denver	59 49	
									323	A Air Force	66 54	
									323	H Air Force	73 41	
									330	A Montana	67 42	
									342	H Cal St. Fullerton	61 26	
LAST 12 Division I GAMES:												
69	H Boise St.	43 53	69	A Boise St.	54 64							
52	A Colorado St.	54 61	88	A UNLV	46 51							
190	H Utah St.	59 40	139	H New Mexico	68 52							
174	A Fresno St.	47 52	195	H San Jose St.	89 60							
323	H Air Force	73 41	290	A Nevada	72 59							
264	H San Diego St.	80 67	190	A Utah St.	71 48							

Non-Div I Games: Adams St. 79 40 Chadron St. 74 50

Wyoming

Loss, Non-Conf, S Site, H Home A Away N Neutral

Average RPI Win:	229	WON-LOST	WINNING	LAST 10	STRENGTH OF	OPP. STRENGTH	TEAM	ADJ.	CONF.	ADJ CONF.
Average RPI Loss:	72	RECORD	PCT. RANK	GAMES	SCHEDULE	OF SCHEDULE	RPI	RPI	RPI	RPI
DIV. I ONLY	11- 16	225	1- 9	111	81	186	186	7	7	
DIV. I NON-CONF.	8- 3	67	0- 0	209	269	112	112	7	7	
TOTALS	RPI 1-25	RPI 26-50	W-L RECORDS	RPI 51-100	RPI 101-150	RPI 150+				
11- 16	0- 4	1- 2	OVERALL	0- 7	1- 1	9- 2				
7- 6	0- 1	1- 1	HOME	0- 3	0- 0	6- 1				
3- 8	0- 2	0- 1	AWAY	0- 4	1- 0	2- 1				
1- 2	0- 1	0- 0	NEUTRAL	0- 0	0- 1	1- 0				
8- 3	0- 1	1- 0	NON-CONFERENCE	0- 1	1- 1	6- 0				
6- 0	0- 0	1- 0	HOME	0- 0	0- 0	5- 0				
1- 1	0- 0	0- 0	AWAY	0- 1	1- 0	0- 0				
1- 2	0- 1	0- 0	NEUTRAL	0- 0	0- 1	1- 0				
3- 13	0- 3	0- 2	CONFERENCE	0- 6	0- 0	3- 2				
1- 6	0- 1	0- 1	HOME	0- 3	0- 0	1- 1				
2- 7	0- 2	0- 1	AWAY	0- 3	0- 0	2- 1				
0- 0	0- 0	0- 0	NEUTRAL	0- 0	0- 0	0- 0				

RPI 1-25				RPI 26-50				RPI 51-100				RPI 101+ Team's RPI: 186			
RPI	S	Opponent	Score	RPI	S	Opponent	Score	RPI	S	Opponent	Score	RPI	S	Opponent	Score
15	N	Oklahoma	69 81	36	H	Michigan	61 58	55	A	Villanova	71 76	126	N	Southern Miss.	59 73
17	A	DePaul	69 85	39	A	Marquette	61 85	55	H	Villanova	47 72	137	A	Cincinnati	72 61
17	H	DePaul	43 70	39	H	Marquette	71 86	58	A	Georgetown	63 81	178	A	Providence	54 51
19	A	Creighton	52 63					58	H	Georgetown	64 69	207	A	Seton Hall	62 71
								60	A	Wake Forest	45 58	207	H	Seton Hall	72 64
								72	A	St. John's (NY)	55 64	250	A	Butler	53 43
								72	H	St. John's (NY)	48 65	250	H	Butler	62 65
												254	H	Ark.-Pine Bluff	62 41
												261	H	Tennessee St.	63 54
												276	N	Kennesaw St.	75 52
												279	H	Southeast Mo. St.	54 48
												298	H	North Florida	83 46
												348	H	Delaware St.	86 53
LAST 12 Division I GAMES:															
58	A	Georgetown	63 81	207	A	Seton Hall	62 71								
55	A	Villanova	71 76	55	H	Villanova	47 72								
39	H	Marquette	71 86	58	H	Georgetown	64 69								
17	H	DePaul	43 70	17	A	DePaul	69 85								
250	A	Butler	53 43	39	A	Marquette	61 85								
72	A	St. John's (NY)	55 64	250	H	Butler	62 65								

Non-Div I Games:

Xavier

■ Loss, 
■ Non-Conf, 
■ S Site, 
■ H Home 
■ A Away 
N Neutral

Average RPI Win:	227	WON-LOST	WINNING	LAST 10	STRENGTH OF	OPP. STRENGTH	TEAM	ADJ.	CONF.	ADJ CONF.
Average RPI Loss:	126	RECORD	PCT. RANK	GAMES	SCHEDULE	OF SCHEDULE	RPI	RPI	RPI	RPI
DIV. I ONLY	12- 11	159	3- 7	149	178	140	140	8	8	
DIV. I NON-CONF.	9- 4	85	1- 1	281	279	125	125	9	9	
TOTALS	RPI 1-25	RPI 26-50	W-L RECORDS	RPI 51-100	RPI 101-150	RPI 150+				
12- 11	0- 1	0- 1	OVERALL	2- 1	1- 3	9- 5				
5- 4	0- 0	0- 0	HOME	1- 0	1- 2	3- 2				
7- 7	0- 1	0- 1	AWAY	1- 1	0- 1	6- 3				
0- 0	0- 0	0- 0	NEUTRAL	0- 0	0- 0	0- 0				
9- 4	0- 1	0- 0	NON-CONFERENCE	1- 0	1- 0	7- 3				
3- 1	0- 0	0- 0	HOME	0- 0	1- 0	2- 1				
6- 3	0- 1	0- 0	AWAY	1- 0	0- 0	5- 2				
0- 0	0- 0	0- 0	NEUTRAL	0- 0	0- 0	0- 0				
3- 7	0- 0	0- 1	CONFERENCE	1- 1	0- 3	2- 2				
2- 3	0- 0	0- 0	HOME	1- 0	0- 2	1- 1				
1- 4	0- 0	0- 1	AWAY	0- 1	0- 1	1- 1				
0- 0	0- 0	0- 0	NEUTRAL	0- 0	0- 0	0- 0				

RPI 1-25				RPI 26-50				RPI 51-100				RPI 101+ Team's RPI: 140			
RPI	S	Opponent	Score	RPI	S	Opponent	Score	RPI	S	Opponent	Score	RPI	S	Opponent	Score
9	A	Stanford	44 102	27	A	Harvard	56 76	70	A	New Hampshire	64 58	110	A	Princeton	62 74
								85	A	Penn	55 66	110	H	Princeton	47 69
								85	H	Penn	61 48	120	H	Cornell	63 76
												142	H	Albany (NY)	64 53
												156	A	Army West Point	55 59
												162	A	Brown	73 76
												162	H	Brown	73 51
												170	H	Boston College	64 71
												177	H	Columbia	68 72
												214	H	Binghamton	57 48
												234	A	UC Santa Barbara	64 60
												239	A	Dartmouth	57 50
												263	A	Manhattan	57 63
												282	H	Vermont	77 48
												307	A	Illinois St.	59 45
												312	A	Holy Cross	71 70
												334	A	LIU Brooklyn	75 44
												338	A	Wagner	66 52
LAST 12 Division I GAMES:															
85	H	Penn	61 48	162	H	Brown	73 51								
110	H	Princeton	47 69	162	A	Brown	73 76								
27	A	Harvard	56 76	110	A	Princeton	62 74								
239	A	Dartmouth	57 50	85	A	Penn	55 66								
120	H	Cornell	63 76	234	A	UC Santa Barbara	64 60								
177	H	Columbia	68 72	9	A	Stanford	44 102								

Non-Div I Games:

Yale

■ Loss, 
 ■ Non-Conf, S Site, 
 ■ Home 
 ■ Away 
 N Neutral

Average RPI Win:	276	WON-LOST	WINNING	LAST 10	STRENGTH OF	OPP. STRENGTH	TEAM	ADJ.	CONF.	ADJ CONF.
Average RPI Loss:	173	RECORD	PCT. RANK	GAMES	SCHEDULE	OF SCHEDULE	RPI	RPI	RPI	RPI
DIV. I ONLY	7- 18	289	2- 8	260	240	310	310	19	19	
DIV. I NON-CONF.	2- 7	284	0- 0	320	204	334	334	21	21	
TOTALS	RPI 1-25	RPI 26-50	W-L RECORDS	RPI 51-100	RPI 101-150	RPI 150+				
7- 18	0- 0	0- 2	OVERALL	0- 1	0- 6	7- 9				
5- 6	0- 0	0- 1	HOME	0- 0	0- 3	5- 2				
1- 12	0- 0	0- 1	AWAY	0- 1	0- 3	1- 7				
1- 0	0- 0	0- 0	NEUTRAL	0- 0	0- 0	1- 0				
2- 7	0- 0	0- 0	NON-CONFERENCE	0- 1	0- 2	2- 4				
1- 3	0- 0	0- 0	HOME	0- 0	0- 1	1- 2				
0- 4	0- 0	0- 0	AWAY	0- 1	0- 1	0- 2				
1- 0	0- 0	0- 0	NEUTRAL	0- 0	0- 0	1- 0				
5- 11	0- 0	0- 2	CONFERENCE	0- 0	0- 4	5- 5				
4- 3	0- 0	0- 1	HOME	0- 0	0- 2	4- 0				
1- 8	0- 0	0- 1	AWAY	0- 0	0- 2	1- 5				
0- 0	0- 0	0- 0	NEUTRAL	0- 0	0- 0	0- 0				

RPI 1-25				RPI 26-50				RPI 51-100				RPI 101+				Team's RPI: 310	
RPI	S	Opponent	Score	RPI	S	Opponent	Score	RPI	S	Opponent	Score	RPI	S	Opponent	Score		
				33	A	Green Bay	41 75	100	A	Kent St.	60 75	120	H	Cornell	75 80		
				33	H	Green Bay	51 84					138	A	Wright St.	58 71		
												138	H	Wright St.	64 68		
												145	A	Pittsburgh	50 63		
												147	A	Milwaukee	82 86		
												147	H	Milwaukee	74 78		
												160	A	Detroit Mercy	63 80		
												163	A	Oakland	54 80		
												181	A	Cleveland St.	68 71		
												181	H	Cleveland St.	92 67		
												210	H	American	64 77		
												222	H	Akron	74 76		
												243	H	Saint Francis (PA)	69 68		
												268	A	Hawaii	50 72		
												281	N	Sacramento St.	102 94		
												294	A	Northern Ky.	81 87		
												294	H	Northern Ky.	77 73		
												300	A	Valparaiso	60 77		
												300	H	Valparaiso	76 70		
												306	A	Northern Ariz.	49 70		
												317	A	Ill.-Chicago	65 59		
												317	H	Ill.-Chicago	70 54		
LAST 12 Division I GAMES:																	
				138	H	Wright St.	64 68					147	H	Milwaukee	74 78		
				294	H	Northern Ky.	77 73					33	H	Green Bay	51 84		
				33	A	Green Bay	41 75					163	A	Oakland	54 80		
				147	A	Milwaukee	82 86					160	A	Detroit Mercy	63 80		
				317	A	Ill.-Chicago	65 59					181	H	Cleveland St.	92 67		
				300	A	Valparaiso	60 77					300	H	Valparaiso	76 70		

Non-Div I Games: Point Park 84 71 Tiffin 84 62

Youngstown St.

Loss, Non-Conf, S Site, H Home A Away N Neutral