

Average RPI Win:	252	WON-LOST	WINNING	LAST 10	STRENGTH OF	OPP. STRENGTH	TEAM	ADJ.	CONF.	ADJ CONF.
Average RPI Loss:	188	RECORD	PCT. RANK	GAMES	SCHEDULE	OF SCHEDULE	RPI	RPI	RPI	RPI
DIV. I ONLY	9- 11	206	1- 0	274	301	252	252	25	25	
DIV. I NON-CONF.	2- 5	264	0- 0	212	295	281	281	23	23	
TOTALS	RPI 1-25	RPI 26-50	W-L RECORDS	RPI 51-100	RPI 101-150	RPI 150+				
9- 11	0- 0	0- 0	OVERALL	1- 1	0- 1	8- 9				
5- 4	0- 0	0- 0	HOME	1- 0	0- 0	4- 4				
3- 6	0- 0	0- 0	AWAY	0- 1	0- 1	3- 4				
1- 1	0- 0	0- 0	NEUTRAL	0- 0	0- 0	1- 1				
2- 5	0- 0	0- 0	NON-CONFERENCE	0- 0	0- 1	2- 4				
0- 3	0- 0	0- 0	HOME	0- 0	0- 0	0- 3				
1- 1	0- 0	0- 0	AWAY	0- 0	0- 1	1- 0				
1- 1	0- 0	0- 0	NEUTRAL	0- 0	0- 0	1- 1				
7- 6	0- 0	0- 0	CONFERENCE	1- 1	0- 0	6- 5				
5- 1	0- 0	0- 0	HOME	1- 0	0- 0	4- 1				
2- 5	0- 0	0- 0	AWAY	0- 1	0- 0	2- 4				
0- 0	0- 0	0- 0	NEUTRAL	0- 0	0- 0	0- 0				

RPI S	Opponent	Score	RPI S	Opponent	Score	RPI S	Opponent	Score	RPI S	Opponent	Score	Team's RPI: 252
68	A Lamar University	58	76	H SFA	46	44	136	A Texas Tech	61	78		
							153	H New Mexico St.	65	67		
							165	H Abilene Christian	68	72		
							173	H Texas St.	53	60		
							174	A Nicholls St.	55	85		
							179	A Sam Houston St.	59	61		
							179	H Sam Houston St.	76	61		
							197	N Prairie View	59	67		
							224	A UTRGV	59	49		
							224	H UTRGV	57	70		
							245	N Louisiana	64	63		
							283	A Central Ark.	73	65		
							296	A New Orleans	54	56		
							296	H New Orleans	57	51		
							304	H Incarnate Word	57	49		
							307	A Southeastern La.	45	56		
							325	H Northwestern St.	79	55		
							337	A Houston Baptist	70	56		
LAST 12 Division I GAMES:												
76	H SFA	46	44	165	H Abilene Christian	68	72					
296	A New Orleans	54	56	174	A Nicholls St.	55	85					
179	A Sam Houston St.	59	61	296	H New Orleans	57	51					
304	H Incarnate Word	57	49	179	H Sam Houston St.	76	61					
307	A Southeastern La.	45	56	325	H Northwestern St.	79	55					
337	A Houston Baptist	70	56	68	A Lamar University	58	76					

Non-Div I Games: Schreiner 64 34 UNKNOWN 78 40 Tex. A&M Int'l 84 36 Texas Lutheran 73 49 A&M-Corpus Christi

Loss, Non-Conf, S Site, H Home A Away N Neutral

Average RPI Win:	261	WON-LOST	WINNING	LAST 10	STRENGTH OF	OPP. STRENGTH	TEAM	ADJ.	CONF.	ADJ CONF.
Average RPI Loss:	134	RECORD	PCT. RANK	GAMES	SCHEDULE	OF SCHEDULE	RPI	RPI	RPI	RPI
DIV. I ONLY	12- 8	121	1- 0	252	262	165	165	25	25	
DIV. I NON-CONF.	3- 4	199	0- 0	123	162	129	129	23	23	
TOTALS	RPI 1-25	RPI 26-50	W-L RECORDS	RPI 51-100	RPI 101-150	RPI 150+				
12- 8	0- 0	0- 0	OVERALL	0- 4	0- 1	12- 3				
3- 4	0- 0	0- 0	HOME	0- 3	0- 0	3- 1				
8- 4	0- 0	0- 0	AWAY	0- 1	0- 1	8- 2				
1- 0	0- 0	0- 0	NEUTRAL	0- 0	0- 0	1- 0				
3- 4	0- 0	0- 0	NON-CONFERENCE	0- 2	0- 1	3- 1				
0- 1	0- 0	0- 0	HOME	0- 1	0- 0	0- 0				
2- 3	0- 0	0- 0	AWAY	0- 1	0- 1	2- 1				
1- 0	0- 0	0- 0	NEUTRAL	0- 0	0- 0	1- 0				
9- 4	0- 0	0- 0	CONFERENCE	0- 2	0- 0	9- 2				
3- 3	0- 0	0- 0	HOME	0- 2	0- 0	3- 1				
6- 1	0- 0	0- 0	AWAY	0- 0	0- 0	6- 1				
0- 0	0- 0	0- 0	NEUTRAL	0- 0	0- 0	0- 0				

RPI 1-25				RPI 26-50				RPI 51-100				RPI 101+ Team's RPI: 165					
RPI	S	Opponent	Score	RPI	S	Opponent	Score	RPI	S	Opponent	Score	RPI	S	Opponent	Score		
								68	H	Lamar University	60	63	136	A	Texas Tech	54	105
								71	A	FGCU	65	81	153	A	New Mexico St.	58	46
								76	H	SFA	55	71	155	A	Tulsa	63	75
								81	H	Arkansas	68	80	174	H	Nicholls St.	76	66
													179	A	Sam Houston St.	91	79
													179	H	Sam Houston St.	63	72
													231	N	Texas Southern	81	39
													252	A	A&M-Corpus Christi	72	68
													274	A	UTEP	70	69
													283	H	Central Ark.	77	70
													296	A	New Orleans	59	52
													304	A	Incarnate Word	71	50
													307	A	Southeastern La.	71	74
													318	H	McNeese	109	52
													325	A	Northwestern St.	72	63
													337	A	Houston Baptist	72	62
LAST 12 Division I GAMES:																	
304	A	Incarnate Word	71	50	76	H	SFA	55	71								
174	H	Nicholls St.	76	66	325	A	Northwestern St.	72	63								
179	H	Sam Houston St.	63	72	337	A	Houston Baptist	72	62								
68	H	Lamar University	60	63	307	A	Southeastern La.	71	74								
252	A	A&M-Corpus Christi	72	68	318	H	McNeese	109	52								
283	H	Central Ark.	77	70	179	A	Sam Houston St.	91	79								

Non-Div I Games: Eastern N.M. 78 46 Southwest (NM) 90 47 Howard Payne 98 43 Schreiner 90 43 Abilene Christian

Average RPI Win:	250	WON-LOST	WINNING	LAST 10	STRENGTH OF	OPP. STRENGTH	TEAM	ADJ.	CONF.	ADJ CONF.
Average RPI Loss:	149	RECORD	PCT. RANK	GAMES	SCHEDULE	OF SCHEDULE	RPI	RPI	RPI	RPI
DIV. I ONLY	7- 17	278	0- 1	199	156	282	282	15	15	
DIV. I NON-CONF.	3- 7	256	0- 0	116	243	216	216	13	13	
TOTALS	RPI 1-25	RPI 26-50	W-L RECORDS	RPI 51-100	RPI 101-150	RPI 150+				
7- 17	0- 1	0- 1	OVERALL	0- 4	1- 1	6- 10				
6- 5	0- 0	0- 0	HOME	0- 1	1- 0	5- 4				
1- 12	0- 1	0- 1	AWAY	0- 3	0- 1	1- 6				
0- 0	0- 0	0- 0	NEUTRAL	0- 0	0- 0	0- 0				
3- 7	0- 1	0- 0	NON-CONFERENCE	0- 1	1- 1	2- 4				
2- 2	0- 0	0- 0	HOME	0- 0	1- 0	1- 2				
1- 5	0- 1	0- 0	AWAY	0- 1	0- 1	1- 2				
0- 0	0- 0	0- 0	NEUTRAL	0- 0	0- 0	0- 0				
4- 10	0- 0	0- 1	CONFERENCE	0- 3	0- 0	4- 6				
4- 3	0- 0	0- 0	HOME	0- 1	0- 0	4- 2				
0- 7	0- 0	0- 1	AWAY	0- 2	0- 0	0- 4				
0- 0	0- 0	0- 0	NEUTRAL	0- 0	0- 0	0- 0				

RPI 1-25				RPI 26-50				RPI 51-100				RPI 101+ Team's RPI: 282			
RPI	S	Opponent	Score	RPI	S	Opponent	Score	RPI	S	Opponent	Score	RPI	S	Opponent	Score
4	A	Oregon	36 82	44	A	Wyoming	60 80	51	A	Boise St.	48 79	102	A	Minnesota	50 67
								55	A	New Mexico	57 78	118	H	Northern Colo.	69 57
								88	A	Northeastern	41 54	168	A	Portland	60 79
								89	H	Fresno St.	70 77	171	A	Denver	66 92
												199	A	Utah St.	55 64
												199	H	Utah St.	44 48
												208	A	San Diego St.	61 70
												208	H	San Diego St.	75 66
												215	A	UNLV	56 66
												215	H	UNLV	47 62
												221	H	George Mason	71 78
												233	H	Navy	47 54
												235	H	Nevada	79 74
												267	A	Army West Point	71 60
												275	A	Colorado St.	48 55
												275	H	Colorado St.	63 48
												305	H	San Jose St.	88 77
												345	H	Fairleigh Dickinson	85 37
LAST 12 Division I GAMES:															
				89	H	Fresno St.	70 77					305	H	San Jose St.	88 77
				199	A	Utah St.	55 64					51	A	Boise St.	48 79
				215	H	UNLV	47 62					235	H	Nevada	79 74
				44	A	Wyoming	60 80					215	A	UNLV	56 66
				275	A	Colorado St.	48 55					208	A	San Diego St.	61 70
				208	H	San Diego St.	75 66					275	H	Colorado St.	63 48

Non-Div I Games: Western St. 72 54

Air Force

■ Loss,
 ■ Non-Conf, S Site,
 ■ Home
 ■ Away
 N Neutral

Average RPI Win:	247	WON-LOST	WINNING	LAST 10	STRENGTH OF	OPP. STRENGTH	TEAM	ADJ.	CONF.	ADJ CONF.
Average RPI Loss:	87	RECORD	PCT. RANK	GAMES	SCHEDULE	OF SCHEDULE	RPI	RPI	RPI	RPI
DIV. I ONLY	13- 10	137	0- 1	204	141	158	158	7	7	
DIV. I NON-CONF.	8- 2	52	0- 0	319	273	157	157	8	8	
TOTALS	RPI 1-25	RPI 26-50	W-L RECORDS	RPI 51-100	RPI 101-150	RPI 150+				
13- 10	0- 1	0- 3	OVERALL	1- 3	0- 1	12- 2				
7- 3	0- 0	0- 1	HOME	1- 1	0- 0	6- 1				
2- 7	0- 1	0- 2	AWAY	0- 2	0- 1	2- 1				
4- 0	0- 0	0- 0	NEUTRAL	0- 0	0- 0	4- 0				
8- 2	0- 0	0- 0	NON-CONFERENCE	0- 1	0- 1	8- 0				
3- 1	0- 0	0- 0	HOME	0- 1	0- 0	3- 0				
1- 1	0- 0	0- 0	AWAY	0- 0	0- 1	1- 0				
4- 0	0- 0	0- 0	NEUTRAL	0- 0	0- 0	4- 0				
5- 8	0- 1	0- 3	CONFERENCE	1- 2	0- 0	4- 2				
4- 2	0- 0	0- 1	HOME	1- 0	0- 0	3- 1				
1- 6	0- 1	0- 2	AWAY	0- 2	0- 0	1- 1				
0- 0	0- 0	0- 0	NEUTRAL	0- 0	0- 0	0- 0				

RPI	S	Opponent	Score	RPI	S	Opponent	Score	RPI	S	Opponent	Score	RPI	S	Opponent	Score	Team's RPI: 158
24	A	Central Mich.	71 94	35	A	Ohio	70 92	62	H	Butler	47 63	109	A	Youngstown St.	61 72	
				39	A	Buffalo	72 91	79	H	Toledo	70 64	190	A	Eastern Mich.	60 67	
				45	H	Miami (OH)	61 67	80	A	Kent St.	58 73	190	H	Eastern Mich.	60 72	
								96	A	Northern Ill.	59 70	195	A	N.C. A&T	49 36	
												204	H	Ball St.	91 61	
												220	H	Bowling Green	74 71	
												230	H	St. Bonaventure	67 58	
												266	N	Northern Ky.	77 60	
												268	A	Western Mich.	72 59	
												268	H	Western Mich.	69 62	
												274	N	UTEP	64 57	
												279	H	Canisius	62 53	
												290	N	Jackson St.	74 57	
												306	N	Oakland	85 65	
												331	H	Eastern Ky.	63 54	
LAST 12 Division I GAMES:																
190	A	Eastern Mich.	60 67	79	H	Toledo	70 64									
45	H	Miami (OH)	61 67	39	A	Buffalo	72 91									
204	H	Ball St.	91 61	96	A	Northern Ill.	59 70									
268	H	Western Mich.	69 62	190	H	Eastern Mich.	60 72									
35	A	Ohio	70 92	220	H	Bowling Green	74 71									
80	A	Kent St.	58 73	268	A	Western Mich.	72 59									

Non-Div I Games: Malone 63 44

Akron

■ Loss,
 ■ Non-Conf,
 ■ S Site,
 ■ Home
 ■ Away
 N Neutral

Alabama

Through Games Of Feb. 20, 2019

Average RPI Win:	175	WON-LOST	WINNING	LAST 10	STRENGTH OF	OPP. STRENGTH	TEAM	ADJ.	CONF.	ADJ CONF.
Average RPI Loss:	74	RECORD	PCT. RANK	GAMES	SCHEDULE	OF SCHEDULE	RPI	RPI	RPI	RPI
DIV. I ONLY	11- 14	208	0- 1	50	69	138	138	5	5	
DIV. I NON-CONF.	8- 5	119	0- 1	126	149	131	131	5	5	
TOTALS	RPI 1-25	RPI 26-50	W-L RECORDS	RPI 51-100	RPI 101-150	RPI 150+				
11- 14	0- 5	2- 0	OVERALL	0- 5	3- 1	6- 3				
8- 5	0- 2	2- 0	HOME	0- 2	1- 1	5- 0				
2- 6	0- 2	0- 0	AWAY	0- 3	1- 0	1- 1				
1- 3	0- 1	0- 0	NEUTRAL	0- 0	1- 0	0- 2				
8- 5	0- 1	1- 0	NON-CONFERENCE	0- 1	2- 1	5- 2				
6- 1	0- 0	1- 0	HOME	0- 0	1- 1	4- 0				
1- 1	0- 0	0- 0	AWAY	0- 1	0- 0	1- 0				
1- 3	0- 1	0- 0	NEUTRAL	0- 0	1- 0	0- 2				
3- 9	0- 4	1- 0	CONFERENCE	0- 4	1- 0	1- 1				
2- 4	0- 2	1- 0	HOME	0- 2	0- 0	1- 0				
1- 5	0- 2	0- 0	AWAY	0- 2	1- 0	0- 1				
0- 0	0- 0	0- 0	NEUTRAL	0- 0	0- 0	0- 0				

RPI 1-25				RPI 26-50				RPI 51-100				RPI 101+ Team's RPI: 138			
RPI	S	Opponent	Score	RPI	S	Opponent	Score	RPI	S	Opponent	Score	RPI	S	Opponent	Score
7	H	Mississippi St.	49 65	40	H	Tennessee	86 65	53	A	Auburn	38 77	104	N	Virginia	64 52
15	A	South Carolina	59 62	41	H	Clemson	76 56	53	H	Auburn	56 66	105	H	South Alabama	67 72
17	N	Miami (FL)	74 101					57	A	Utah	62 72	111	A	Georgia	58 53
21	A	Texas A&M	43 70					60	H	LSU	56 62	147	H	Tulane	69 58
23	H	Kentucky	53 68					81	A	Arkansas	61 72	155	N	Tulsa	73 80
												166	N	Louisiana Tech	62 79
												198	H	Grambling	73 55
												206	H	Stetson	59 47
												218	A	Florida	55 57
												218	H	Florida	74 67
												226	A	SMU	62 61
												307	H	Southeastern La.	88 40
												325	H	Northwestern St.	87 73
LAST 12 Division I GAMES:															
166	N	Louisiana Tech	62 79	81	A	Arkansas	61 72								
53	A	Auburn	38 77	60	H	LSU	56 62								
23	H	Kentucky	53 68	40	H	Tennessee	86 65								
218	A	Florida	55 57	21	A	Texas A&M	43 70								
7	H	Mississippi St.	49 65	53	H	Auburn	56 66								
111	A	Georgia	58 53	15	A	South Carolina	59 62								

Non-Div I Games:

Alabama

■ Loss,
 ■ Non-Conf, S Site,
 ■ Home
 ■ Away
 N Neutral

[illegible]

Non-Div I Games:

Average RPI Win:	296	WON-LOST	WINNING	LAST 10	STRENGTH OF	OPP. STRENGTH	TEAM	ADJ.	CONF.	ADJ CONF.
Average RPI Loss:	152	RECORD	PCT. RANK	GAMES	SCHEDULE	OF SCHEDULE	RPI	RPI	RPI	RPI
DIV. I ONLY	8- 14	251	0- 1	203	319	257	257	29	29	
DIV. I NON-CONF.	0- 10	336	0- 0	15	191	244	244	28	28	
TOTALS	RPI 1-25	RPI 26-50	W-L RECORDS	RPI 51-100	RPI 101-150	RPI 150+				
8- 14	0- 2	0- 1	OVERALL	0- 1	0- 3	8- 7				
5- 5	0- 1	0- 0	HOME	0- 0	0- 1	5- 3				
3- 9	0- 1	0- 1	AWAY	0- 1	0- 2	3- 4				
0- 0	0- 0	0- 0	NEUTRAL	0- 0	0- 0	0- 0				
0- 10	0- 2	0- 1	NON-CONFERENCE	0- 1	0- 3	0- 3				
0- 3	0- 1	0- 0	HOME	0- 0	0- 1	0- 1				
0- 7	0- 1	0- 1	AWAY	0- 1	0- 2	0- 2				
0- 0	0- 0	0- 0	NEUTRAL	0- 0	0- 0	0- 0				
8- 4	0- 0	0- 0	CONFERENCE	0- 0	0- 0	8- 4				
5- 2	0- 0	0- 0	HOME	0- 0	0- 0	5- 2				
3- 2	0- 0	0- 0	AWAY	0- 0	0- 0	3- 2				
0- 0	0- 0	0- 0	NEUTRAL	0- 0	0- 0	0- 0				

RPI 1-25				RPI 26-50				RPI 51-100				RPI 101+ Team's RPI: 257			
RPI	S	Opponent	Score	RPI	S	Opponent	Score	RPI	S	Opponent	Score	RPI	S	Opponent	Score
15	H	South Carolina	38 94	38	A	Georgia Tech	42 69	53	A	Auburn	50 83	105	A	South Alabama	65 77
23	A	Kentucky	35 87									107	A	Troy	46 116
												114	H	UAB	47 62
												175	H	Southern U.	78 61
												178	A	North Ala.	42 68
												192	A	Xavier	58 87
												197	A	Prairie View	59 71
												198	H	Grambling	72 80
												231	A	Texas Southern	58 51
												277	H	Samford	51 60
												290	H	Jackson St.	74 67
												297	A	Alabama A&M	60 46
												297	H	Alabama A&M	57 65
												329	A	Mississippi Val.	62 64
												329	H	Mississippi Val.	73 67
												346	A	Ark.-Pine Bluff	58 56
												346	H	Ark.-Pine Bluff	73 52
												350	H	Alcorn	76 63
LAST 12 Division I GAMES:															
297	H	Alabama A&M	57 65	350	H	Alcorn	76 63								
329	H	Mississippi Val.	73 67	297	A	Alabama A&M	60 46								
346	H	Ark.-Pine Bluff	73 52	329	A	Mississippi Val.	62 64								
197	A	Prairie View	59 71	346	A	Ark.-Pine Bluff	58 56								
231	A	Texas Southern	58 51	290	H	Jackson St.	74 67								
175	H	Southern U.	78 61	198	H	Grambling	72 80								

Non-Div I Games: Mobile 69 63

Alabama St.

■ Loss,
 ■ Non-Conf,
 ■ S Site,
 ■ Home
 ■ Away
 N Neutral

Average RPI Win: 274	WON-LOST	WINNING	LAST 10	STRENGTH OF	OPP. STRENGTH	TEAM	ADJ.	CONF.	ADJ CONF.
Average RPI Loss: 175	RECORD	PCT. RANK	GAMES	SCHEDULE	OF SCHEDULE	RPI	RPI	RPI	RPI
DIV. I ONLY	11- 15	219	0- 1	220	295	227	227	23	23
DIV. I NON-CONF.	3- 10	278	0- 0	237	309	287	287	25	25
TOTALS	RPI 1-25	RPI 26-50	W-L RECORDS	RPI 51-100	RPI 101-150	RPI 150+			
11- 15	0- 1	0- 0	OVERALL	0- 3	1- 4	10- 7			
6- 6	0- 0	0- 0	HOME	0- 1	0- 2	6- 3			
5- 9	0- 1	0- 0	AWAY	0- 2	1- 2	4- 4			
0- 0	0- 0	0- 0	NEUTRAL	0- 0	0- 0	0- 0			
3- 10	0- 1	0- 0	NON-CONFERENCE	0- 1	0- 2	3- 6			
1- 4	0- 0	0- 0	HOME	0- 0	0- 1	1- 3			
2- 6	0- 1	0- 0	AWAY	0- 1	0- 1	2- 3			
0- 0	0- 0	0- 0	NEUTRAL	0- 0	0- 0	0- 0			
8- 5	0- 0	0- 0	CONFERENCE	0- 2	1- 2	7- 1			
5- 2	0- 0	0- 0	HOME	0- 1	0- 1	5- 0			
3- 3	0- 0	0- 0	AWAY	0- 1	1- 1	2- 1			
0- 0	0- 0	0- 0	NEUTRAL	0- 0	0- 0	0- 0			

RPI 1-25				RPI 26-50				RPI 51-100				RPI 101+ Team's RPI: 227			
RPI	S	Opponent	Score	RPI	S	Opponent	Score	RPI	S	Opponent	Score	RPI	S	Opponent	Score
25	A	Rutgers	39 65					59	A	Purdue	41 53	110	A	Hartford	35 82
								70	A	Maine	65 76	134	A	South Fla.	37 74
								70	H	Maine	61 67	144	H	Marist	56 74
												150	A	Stony Brook	54 49
												150	H	Stony Brook	52 68
												200	H	Holy Cross	50 56
												225	A	Cornell	34 48
												247	A	Monmouth	56 64
												248	A	Columbia	62 58
												258	A	Binghamton	71 62
												258	H	Binghamton	61 56
												263	A	St. Francis Brooklyn	67 60
												272	A	Vermont	39 52
												272	H	Vermont	65 40
												279	H	Canisius	42 48
												287	H	Manhattan	60 54
												309	H	New Hampshire	59 41
												313	H	Central Conn. St.	53 60
												319	H	UMBC	64 44
												326	A	Lafayette	66 67
												327	A	UMass Lowell	56 53
												327	H	UMass Lowell	63 56
LAST 12 Division I GAMES:															
150	H	Stony Brook	52 68	110	A	Hartford	35 82								
70	H	Maine	61 67	150	A	Stony Brook	54 49								
327	A	UMass Lowell	56 53	319	H	UMBC	64 44								
272	H	Vermont	65 40	327	H	UMass Lowell	63 56								
258	A	Binghamton	71 62	70	A	Maine	65 76								
309	H	New Hampshire	59 41	272	A	Vermont	39 52								

Non-Div I Games:

Albany (NY)

■ Loss,
 ■ Non-Conf, S Site,
 ■ Home
 ■ Away
 N Neutral

Average RPI Win: 296	WON-LOST	WINNING	LAST 10	STRENGTH OF	OPP. STRENGTH	TEAM	ADJ.	CONF.	ADJ CONF.
Average RPI Loss: 241	RECORD	PCT. RANK	GAMES	SCHEDULE	OF SCHEDULE	RPI	RPI	RPI	RPI
DIV. I ONLY	3- 19	333	0- 1	348	336	350	350	29	29
DIV. I NON-CONF.	0- 9	336	0- 1	290	320	349	349	28	28
TOTALS	RPI 1-25	RPI 26-50	W-L RECORDS	RPI 51-100	RPI 101-150	RPI 150+			
3- 19	0- 0	0- 1	OVERALL	0- 0	0- 1	3- 17			
2- 7	0- 0	0- 0	HOME	0- 0	0- 0	2- 7			
1- 11	0- 0	0- 1	AWAY	0- 0	0- 1	1- 9			
0- 1	0- 0	0- 0	NEUTRAL	0- 0	0- 0	0- 1			
0- 9	0- 0	0- 1	NON-CONFERENCE	0- 0	0- 1	0- 7			
0- 2	0- 0	0- 0	HOME	0- 0	0- 0	0- 2			
0- 6	0- 0	0- 1	AWAY	0- 0	0- 1	0- 4			
0- 1	0- 0	0- 0	NEUTRAL	0- 0	0- 0	0- 1			
3- 10	0- 0	0- 0	CONFERENCE	0- 0	0- 0	3- 10			
2- 5	0- 0	0- 0	HOME	0- 0	0- 0	2- 5			
1- 5	0- 0	0- 0	AWAY	0- 0	0- 0	1- 5			
0- 0	0- 0	0- 0	NEUTRAL	0- 0	0- 0	0- 0			

RPI 1-25				RPI 26-50				RPI 51-100				RPI 101+				Team's RPI: 350	
RPI	S	Opponent	Score	RPI	S	Opponent	Score	RPI	S	Opponent	Score	RPI	S	Opponent	Score		
				34	A	TCU	31 88					114	A	UAB	53 80		
												153	N	New Mexico St.	64 82		
												175	H	Southern U.	54 75		
												185	A	Southern Miss.	47 66		
												197	H	Prairie View	61 82		
												198	A	Grambling	56 61		
												198	H	Grambling	63 79		
												231	H	Texas Southern	53 52		
												257	A	Alabama St.	63 76		
												274	A	UTEP	51 77		
												283	H	Central Ark.	46 57		
												290	A	Jackson St.	66 88		
												290	H	Jackson St.	61 82		
												297	A	Alabama A&M	69 87		
												307	H	Southeastern La.	59 77		
												314	A	FIU	40 75		
												325	A	Northwestern St.	65 78		
												329	A	Mississippi Val.	81 80		
												329	H	Mississippi Val.	73 63		
												346	A	Ark.-Pine Bluff	57 66		
												346	H	Ark.-Pine Bluff	57 59		
LAST 12 Division I GAMES:																	
				153	N	New Mexico St.	64 82					297	A	Alabama A&M	69 87		
				346	A	Ark.-Pine Bluff	57 66					257	A	Alabama St.	63 76		
				329	A	Mississippi Val.	81 80					346	H	Ark.-Pine Bluff	57 59		
				198	H	Grambling	63 79					329	H	Mississippi Val.	73 63		
				290	H	Jackson St.	61 82					198	A	Grambling	56 61		
				175	H	Southern U.	54 75					290	A	Jackson St.	66 88		

Non-Div I Games:

Lane

58

70

Fisk

67

64

Rust

59

78

Alcorn

■ Loss,
 ■ Non-Conf,
 ■ S Site,
 ■ Home
 ■ Away
 N Neutral

Average RPI Win: 230	WON-LOST	WINNING	LAST 10	STRENGTH OF	OPP. STRENGTH	TEAM	ADJ.	CONF.	ADJ CONF.
Average RPI Loss: 87	RECORD	PCT. RANK	GAMES	SCHEDULE	OF SCHEDULE	RPI	RPI	RPI	RPI
DIV. I ONLY	17- 8	78	1- 0	135	179	84	84	18	18
DIV. I NON-CONF.	4- 7	228	0- 0	80	112	177	177	22	22
TOTALS	RPI 1-25	RPI 26-50	W-L RECORDS	RPI 51-100	RPI 101-150	RPI 150+			
17- 8	0- 1	0- 2	OVERALL	0- 1	2- 3	15- 1			
10- 1	0- 0	0- 1	HOME	0- 0	1- 0	9- 0			
7- 5	0- 0	0- 1	AWAY	0- 0	1- 3	6- 1			
0- 2	0- 1	0- 0	NEUTRAL	0- 1	0- 0	0- 0			
4- 7	0- 1	0- 1	NON-CONFERENCE	0- 1	0- 3	4- 1			
3- 1	0- 0	0- 1	HOME	0- 0	0- 0	3- 0			
1- 4	0- 0	0- 0	AWAY	0- 0	0- 3	1- 1			
0- 2	0- 1	0- 0	NEUTRAL	0- 1	0- 0	0- 0			
13- 1	0- 0	0- 1	CONFERENCE	0- 0	2- 0	11- 0			
7- 0	0- 0	0- 0	HOME	0- 0	1- 0	6- 0			
6- 1	0- 0	0- 1	AWAY	0- 0	1- 0	5- 0			
0- 0	0- 0	0- 0	NEUTRAL	0- 0	0- 0	0- 0			

RPI 1-25				RPI 26-50				RPI 51-100 Team's RPI: 84				RPI 101+			
RPI	S	Opponent	Score	RPI	S	Opponent	Score	RPI	S	Opponent	Score	RPI	S	Opponent	Score
5	N	Stanford	49 71	35	H	Ohio	67 77	71	N	FGCU	71 90	104	A	Virginia	54 57
				48	A	Bucknell	56 71					125	A	High Point	61 66
												137	A	Penn St.	59 80
												140	A	Lehigh	61 53
												140	H	Lehigh	50 47
												155	H	Tulsa	68 52
												156	A	Boston U.	64 51
												156	H	Boston U.	50 48
												171	A	Denver	54 83
												200	H	Holy Cross	70 58
												221	H	George Mason	86 71
												233	A	Navy	58 45
												249	A	Hawaii	69 57
												255	A	Colgate	71 66
												255	H	Colgate	76 57
												267	A	Army West Point	75 62
												267	H	Army West Point	61 51
												289	A	Loyola Maryland	67 56
												289	H	Loyola Maryland	82 38
												319	H	UMBC	64 42
												326	H	Lafayette	60 45
LAST 12 Division I GAMES:															
				156	H	Boston U.	50 48					326	H	Lafayette	60 45
				140	H	Lehigh	50 47					156	A	Boston U.	64 51
				289	A	Loyola Maryland	67 56					140	A	Lehigh	61 53
				267	A	Army West Point	75 62					289	H	Loyola Maryland	82 38
				255	A	Colgate	71 66					267	H	Army West Point	61 51
				200	H	Holy Cross	70 58					233	A	Navy	58 45

Non-Div I Games:

American

■ Loss,
■ Non-Conf,
■ S Site,
■ H Home
■ A Away
N Neutral

Average RPI Win:	212	WON-LOST	WINNING	LAST 10	STRENGTH OF	OPP. STRENGTH	TEAM	ADJ.	CONF.	ADJ CONF.
Average RPI Loss:	112	RECORD	PCT. RANK	GAMES	SCHEDULE	OF SCHEDULE	RPI	RPI	RPI	RPI
DIV. I ONLY	12- 11	155	0- 1	118	164	143	143	12	12	
DIV. I NON-CONF.	6- 5	143	0- 0	164	167	128	128	14	14	
TOTALS	RPI 1-25	RPI 26-50	W-L RECORDS	RPI 51-100	RPI 101-150	RPI 150+				
12- 11	0- 1	0- 2	OVERALL	0- 3	2- 2	10- 3				
9- 3	0- 0	0- 0	HOME	0- 2	1- 1	8- 0				
3- 8	0- 1	0- 2	AWAY	0- 1	1- 1	2- 3				
0- 0	0- 0	0- 0	NEUTRAL	0- 0	0- 0	0- 0				
6- 5	0- 1	0- 2	NON-CONFERENCE	0- 0	1- 1	5- 1				
5- 0	0- 0	0- 0	HOME	0- 0	0- 0	5- 0				
1- 5	0- 1	0- 2	AWAY	0- 0	1- 1	0- 1				
0- 0	0- 0	0- 0	NEUTRAL	0- 0	0- 0	0- 0				
6- 6	0- 0	0- 0	CONFERENCE	0- 3	1- 1	5- 2				
4- 3	0- 0	0- 0	HOME	0- 2	1- 1	3- 0				
2- 3	0- 0	0- 0	AWAY	0- 1	0- 0	2- 2				
0- 0	0- 0	0- 0	NEUTRAL	0- 0	0- 0	0- 0				

RPI 1-25				RPI 26-50				RPI 51-100				RPI 101+ Team's RPI: 143			
RPI	S	Opponent	Score	RPI	S	Opponent	Score	RPI	S	Opponent	Score	RPI	S	Opponent	Score
15	A	South Carolina	50 80	38	A	Georgia Tech	53 71	61	H	Little Rock	59 74	105	H	South Alabama	71 63
				41	A	Clemson	48 87	90	A	UT Arlington	94 99	107	H	Troy	72 83
								90	H	UT Arlington	65 72	114	A	UAB	61 80
												142	A	Davidson	81 78
												173	A	Texas St.	62 49
												173	H	Texas St.	77 56
												180	A	Coastal Caro.	66 74
												180	H	Coastal Caro.	67 53
												184	H	Arkansas St.	75 67
												194	H	Marshall	74 52
												211	H	Elon	65 62
												245	A	Louisiana	55 73
												253	A	ETSU	64 95
												269	H	Wofford	94 70
												288	H	Col. of Charleston	80 66
												310	H	UNC Greensboro	68 65
												312	A	La.-Monroe	80 58
LAST 12 Division I GAMES:															
180	A	Coastal Caro.	66 74	184	H	Arkansas St.	75 67								
90	H	UT Arlington	65 72	180	H	Coastal Caro.	67 53								
173	H	Texas St.	77 56	173	A	Texas St.	62 49								
312	A	La.-Monroe	80 58	90	A	UT Arlington	94 99								
245	A	Louisiana	55 73	107	H	Troy	72 83								
61	H	Little Rock	59 74	105	H	South Alabama	71 63								

Non-Div I Games:

Appalachian St.

■ Loss,
■ Non-Conf, S Site,
■ Home
■ Away
N Neutral

Arizona

Through Games Of Feb. 20, 2019

Average RPI Win:	175	WON-LOST	WINNING	LAST 10	STRENGTH OF	OPP. STRENGTH	TEAM	ADJ.	CONF.	ADJ CONF.
Average RPI Loss:	48	RECORD	PCT. RANK	GAMES	SCHEDULE	OF SCHEDULE	RPI	RPI	RPI	RPI
DIV. I ONLY	17- 8	78	1- 0	111	44	73	73	2	2	
DIV. I NON-CONF.	10- 1	17	0- 0	327	214	123	123	2	2	
TOTALS	RPI 1-25	RPI 26-50	W-L RECORDS	RPI 51-100	RPI 101-150	RPI 150+				
17- 8	1- 4	1- 1	OVERALL	3- 1	2- 2	10- 0				
11- 3	1- 1	1- 1	HOME	3- 0	1- 1	5- 0				
4- 5	0- 3	0- 0	AWAY	0- 1	1- 1	3- 0				
2- 0	0- 0	0- 0	NEUTRAL	0- 0	0- 0	2- 0				
10- 1	0- 0	0- 0	NON-CONFERENCE	1- 0	0- 1	9- 0				
6- 1	0- 0	0- 0	HOME	1- 0	0- 1	5- 0				
2- 0	0- 0	0- 0	AWAY	0- 0	0- 0	2- 0				
2- 0	0- 0	0- 0	NEUTRAL	0- 0	0- 0	2- 0				
7- 7	1- 4	1- 1	CONFERENCE	2- 1	2- 1	1- 0				
5- 2	1- 1	1- 1	HOME	2- 0	1- 0	0- 0				
2- 5	0- 3	0- 0	AWAY	0- 1	1- 1	1- 0				
0- 0	0- 0	0- 0	NEUTRAL	0- 0	0- 0	0- 0				

RPI S Opponent	Score	RPI S Opponent	Score	RPI S Opponent	Score	RPI S Opponent	Score
4 A Oregon	60 93	42 H UCLA	93 98	56 H Southern California	71 68	108 H Loyola Marymount	64 66
5 H Stanford	48 78	47 H California	60 55	57 A Utah	64 80	129 A Washington St.	88 90
14 A Arizona St.	47 60			57 H Utah	66 55	141 A Colorado	69 67
14 H Arizona St.	51 39			98 H Idaho St.	71 46	141 H Colorado	63 51
22 A Oregon St.	64 86					154 H Montana	100 51
						161 A Washington	69 59
						168 N Portland	92 70
						208 A San Diego St.	69 60
						238 H Northern Ariz.	71 47
						271 A Long Beach St.	70 43
						274 H UTEP	62 40
						304 H Incarnate Word	84 42
						308 H South Carolina St.	73 32
						342 N Seattle U	84 54
LAST 12 Division I GAMES:							
141 H Colorado	63 51	56 H Southern California	71 68				
57 H Utah	66 55	4 A Oregon	60 93				
129 A Washington St.	88 90	22 A Oregon St.	64 86				
161 A Washington	69 59	5 H Stanford	48 78				
14 A Arizona St.	47 60	47 H California	60 55				
42 H UCLA	93 98	57 A Utah	64 80				

Non-Div I Games:

Arizona

Loss, Non-Conf, S Site, H Home A Away N Neutral

Average RPI Win:	121	WON-LOST	WINNING	LAST 10	STRENGTH OF	OPP. STRENGTH	TEAM	ADJ.	CONF.	ADJ CONF.
Average RPI Loss:	22	RECORD	PCT. RANK	GAMES	SCHEDULE	OF SCHEDULE	RPI	RPI	RPI	RPI
DIV. I ONLY	18- 6	51	1- 0	14	16	14	14	2	2	
DIV. I NON-CONF.	9- 2	43	1- 0	63	18	26	26	2	2	
TOTALS	RPI 1-25	RPI 26-50	W-L RECORDS	RPI 51-100	RPI 101-150	RPI 150+				
18- 6	1- 4	2- 1	OVERALL	6- 1	3- 0	6- 0				
10- 3	0- 2	1- 1	HOME	4- 0	1- 0	4- 0				
6- 2	1- 1	0- 0	AWAY	2- 1	2- 0	1- 0				
2- 1	0- 1	1- 0	NEUTRAL	0- 0	0- 0	1- 0				
9- 2	0- 2	1- 0	NON-CONFERENCE	2- 0	0- 0	6- 0				
5- 1	0- 1	0- 0	HOME	1- 0	0- 0	4- 0				
2- 0	0- 0	0- 0	AWAY	1- 0	0- 0	1- 0				
2- 1	0- 1	1- 0	NEUTRAL	0- 0	0- 0	1- 0				
9- 4	1- 2	1- 1	CONFERENCE	4- 1	3- 0	0- 0				
5- 2	0- 1	1- 1	HOME	3- 0	1- 0	0- 0				
4- 2	1- 1	0- 0	AWAY	1- 1	2- 0	0- 0				
0- 0	0- 0	0- 0	NEUTRAL	0- 0	0- 0	0- 0				

RPI 1-25				Team's RPI: 14	RPI 26-50				RPI 51-100				RPI 101+			
RPI	S	Opponent	Score		RPI	S	Opponent	Score	RPI	S	Opponent	Score	RPI	S	Opponent	Score
2	H	Baylor	59 65		42	H	UCLA	59 61	56	H	Southern California	68 59	129	A	Washington St.	61 46
3	N	Louisville	56 58		46	N	Kansas St.	65 51	57	A	Utah	65 63	141	A	Colorado	76 70
4	A	Oregon	71 77		47	H	California	62 61	57	H	Utah	60 58	141	H	Colorado	66 49
5	H	Stanford	65 72						73	A	Arizona	39 51	155	H	Tulsa	70 52
22	A	Oregon St.	79 76						73	H	Arizona	60 47	162	N	Southern Ill.	82 38
									81	A	Arkansas	88 85	166	H	Louisiana Tech	80 44
									89	H	Fresno St.	68 52	175	H	Southern U.	69 47
													275	A	Colorado St.	70 39
													304	H	Incarnate Word	81 43
LAST 12 Division I GAMES:																
155	H	Tulsa	70 52		42	H	UCLA	59 61								
57	H	Utah	60 58		22	A	Oregon St.	79 76								
141	H	Colorado	66 49		4	A	Oregon	71 77								
129	A	Washington St.	61 46		47	H	California	62 61								
73	H	Arizona	60 47		5	H	Stanford	65 72								
56	H	Southern California	68 59		141	A	Colorado	76 70								

Non-Div I Games:

Arizona St.

Average RPI Win:	350	WON-LOST	WINNING	LAST 10	STRENGTH OF	OPP. STRENGTH	TEAM	ADJ.	CONF.	ADJ CONF.
Average RPI Loss:	220	RECORD	PCT. RANK	GAMES	SCHEDULE	OF SCHEDULE	RPI	RPI	RPI	RPI
DIV. I ONLY	2- 14	336	0- 1	327	344	346	346	29	29	
DIV. I NON-CONF.	0- 3	336	0- 0	18	159	254	254	28	28	
TOTALS	RPI 1-25	RPI 26-50	W-L RECORDS	RPI 51-100	RPI 101-150	RPI 150+				
2- 14	0- 1	0- 0	OVERALL	0- 0	0- 1	2- 12				
1- 6	0- 0	0- 0	HOME	0- 0	0- 0	1- 6				
1- 8	0- 1	0- 0	AWAY	0- 0	0- 1	1- 6				
0- 0	0- 0	0- 0	NEUTRAL	0- 0	0- 0	0- 0				
0- 3	0- 1	0- 0	NON-CONFERENCE	0- 0	0- 1	0- 1				
0- 0	0- 0	0- 0	HOME	0- 0	0- 0	0- 0				
0- 3	0- 1	0- 0	AWAY	0- 0	0- 1	0- 1				
0- 0	0- 0	0- 0	NEUTRAL	0- 0	0- 0	0- 0				
2- 11	0- 0	0- 0	CONFERENCE	0- 0	0- 0	2- 11				
1- 6	0- 0	0- 0	HOME	0- 0	0- 0	1- 6				
1- 5	0- 0	0- 0	AWAY	0- 0	0- 0	1- 5				
0- 0	0- 0	0- 0	NEUTRAL	0- 0	0- 0	0- 0				

RPI 1-25				RPI 26-50				RPI 51-100				RPI 101+ Team's RPI: 346			
RPI	S	Opponent	Score	RPI	S	Opponent	Score	RPI	S	Opponent	Score	RPI	S	Opponent	Score
22	A	Oregon St.	33 89									102	A	Minnesota	42 84
												175	A	Southern U.	41 73
												175	H	Southern U.	45 56
												197	H	Prairie View	41 80
												198	A	Grambling	57 77
												231	H	Texas Southern	58 59
												250	A	Wichita St.	39 76
												257	A	Alabama St.	52 73
												257	H	Alabama St.	56 58
												290	A	Jackson St.	41 60
												297	A	Alabama A&M	54 60
												297	H	Alabama A&M	52 78
												329	H	Mississippi Val.	56 62
												350	A	Alcorn	59 57
												350	H	Alcorn	66 57
LAST 12 Division I GAMES:															
297	A	Alabama A&M	54 60	197	H	Prairie View	41 80								
350	H	Alcorn	66 57	231	H	Texas Southern	58 59								
175	H	Southern U.	45 56	350	A	Alcorn	59 57								
257	A	Alabama St.	52 73	175	A	Southern U.	41 73								
290	A	Jackson St.	41 60	297	H	Alabama A&M	52 78								
198	A	Grambling	57 77	257	H	Alabama St.	56 58								

Non-Div I Games: LeMoyne-Owen 52 43 Paul Quinn 68 52 Philander Smith 48 53 Tougaloo 68 60 Ark.-Pine Bluff

Arkansas

Through Games Of Feb. 20, 2019

Average RPI Win:	180	WON-LOST	WINNING	LAST 10	STRENGTH OF	OPP. STRENGTH	TEAM	ADJ.	CONF.	ADJ CONF.
Average RPI Loss:	45	RECORD	PCT. RANK	GAMES	SCHEDULE	OF SCHEDULE	RPI	RPI	RPI	RPI
DIV. I ONLY	16- 10	109	0- 1	77	64	81	81	5	5	
DIV. I NON-CONF.	11- 3	56	0- 0	140	113	57	57	5	5	
TOTALS	RPI 1-25	RPI 26-50	W-L RECORDS	RPI 51-100	RPI 101-150	RPI 150+				
16- 10	0- 5	1- 1	OVERALL	2- 2	2- 2	11- 0				
8- 5	0- 3	0- 0	HOME	1- 1	2- 1	5- 0				
6- 4	0- 2	1- 1	AWAY	1- 1	0- 0	4- 0				
2- 1	0- 0	0- 0	NEUTRAL	0- 0	0- 1	2- 0				
11- 3	0- 2	0- 0	NON-CONFERENCE	2- 0	1- 1	8- 0				
6- 1	0- 1	0- 0	HOME	1- 0	1- 0	4- 0				
3- 1	0- 1	0- 0	AWAY	1- 0	0- 0	2- 0				
2- 1	0- 0	0- 0	NEUTRAL	0- 0	0- 1	2- 0				
5- 7	0- 3	1- 1	CONFERENCE	0- 2	1- 1	3- 0				
2- 4	0- 2	0- 0	HOME	0- 1	1- 1	1- 0				
3- 3	0- 1	1- 1	AWAY	0- 1	0- 0	2- 0				
0- 0	0- 0	0- 0	NEUTRAL	0- 0	0- 0	0- 0				

RPI 1-25				RPI 26-50				RPI 51-100				Team's RPI: 81	RPI 101+			
RPI	S	Opponent	Score	RPI	S	Opponent	Score	RPI	S	Opponent	Score		RPI	S	Opponent	Score
7	H	Mississippi St.	69 93	28	A	Missouri	53 71	53	H	Auburn	72 75		111	H	Georgia	72 80
11	A	Iowa St.	82 91	40	A	Tennessee	80 79	60	A	LSU	34 71		123	N	Pittsburgh	54 61
14	H	Arizona St.	85 88					86	H	Nebraska	84 80		132	H	Tennessee Tech	65 42
15	H	South Carolina	79 87					90	A	UT Arlington	66 65		138	H	Alabama	72 61
23	A	Kentucky	59 61										155	A	Tulsa	61 59
													165	A	Abilene Christian	80 68
													172	H	Oral Roberts	74 61
													181	N	Wisconsin	69 68
													191	H	Vanderbilt	83 62
													197	H	Prairie View	71 44
													206	A	Ole Miss	85 55
													218	A	Florida	83 73
													290	H	Jackson St.	76 57
													295	N	Tennessee St.	79 55
													325	H	Northwestern St.	98 53
LAST 12 Division I GAMES:																
23	A	Kentucky	59 61	138	H	Alabama	72 61									
53	H	Auburn	72 75	40	A	Tennessee	80 79									
60	A	LSU	34 71	191	H	Vanderbilt	83 62									
15	H	South Carolina	79 87	28	A	Missouri	53 71									
111	H	Georgia	72 80	206	A	Ole Miss	85 55									
218	A	Florida	83 73	7	H	Mississippi St.	69 93									

Non-Div I Games:

Arkansas

■ Loss,
■ Non-Conf,
■ S Site,
■ H Home
■ A Away
N Neutral

Average RPI Win:	224	WON-LOST	WINNING	LAST 10	STRENGTH OF	OPP. STRENGTH	TEAM	ADJ.	CONF.	ADJ CONF.
Average RPI Loss:	110	RECORD	PCT. RANK	GAMES	SCHEDULE	OF SCHEDULE	RPI	RPI	RPI	RPI
DIV. I ONLY	9- 15	244	0- 1	89	166	184	184	12	12	
DIV. I NON-CONF.	5- 6	177	0- 0	165	125	180	180	14	14	
TOTALS	RPI 1-25	RPI 26-50	W-L RECORDS	RPI 51-100	RPI 101-150	RPI 150+				
9- 15	0- 1	0- 1	OVERALL	0- 4	2- 5	7- 4				
7- 4	0- 0	0- 0	HOME	0- 1	1- 1	6- 2				
2- 11	0- 1	0- 1	AWAY	0- 3	1- 4	1- 2				
0- 0	0- 0	0- 0	NEUTRAL	0- 0	0- 0	0- 0				
5- 6	0- 1	0- 1	NON-CONFERENCE	0- 1	0- 2	5- 1				
4- 1	0- 0	0- 0	HOME	0- 0	0- 0	4- 1				
1- 5	0- 1	0- 1	AWAY	0- 1	0- 2	1- 0				
0- 0	0- 0	0- 0	NEUTRAL	0- 0	0- 0	0- 0				
4- 9	0- 0	0- 0	CONFERENCE	0- 3	2- 3	2- 3				
3- 3	0- 0	0- 0	HOME	0- 1	1- 1	2- 1				
1- 6	0- 0	0- 0	AWAY	0- 2	1- 2	0- 2				
0- 0	0- 0	0- 0	NEUTRAL	0- 0	0- 0	0- 0				

RPI 1-25				RPI 26-50				RPI 51-100				RPI 101+ Team's RPI: 184			
RPI	S	Opponent	Score	RPI	S	Opponent	Score	RPI	S	Opponent	Score	RPI	S	Opponent	Score
21	A	Texas A&M	56 97	28	A	Missouri	50 70	58	A	Belmont	55 74	105	A	South Alabama	77 64
								61	A	Little Rock	55 68	105	H	South Alabama	69 58
								90	A	UT Arlington	62 67	107	A	Troy	79 87
								90	H	UT Arlington	73 100	107	H	Troy	89 100
												119	A	Oklahoma St.	60 62
												128	A	UT Martin	91 97
												143	A	Appalachian St.	67 75
												155	H	Tulsa	73 60
												166	H	Louisiana Tech	70 80
												173	A	Texas St.	54 68
												173	H	Texas St.	62 85
												180	A	Coastal Caro.	72 88
												201	H	Memphis	77 66
												245	H	Louisiana	87 75
												274	A	UTEP	67 66
												286	H	Murray St.	74 63
												312	H	La.-Monroe	64 54
												329	H	Mississippi Val.	60 57
LAST 12 Division I GAMES:															
90	A	UT Arlington	62 67	143	A	Appalachian St.	67 75								
173	A	Texas St.	54 68	173	H	Texas St.	62 85								
107	H	Troy	89 100	90	H	UT Arlington	73 100								
105	H	South Alabama	69 58	107	A	Troy	79 87								
61	A	Little Rock	55 68	105	A	South Alabama	77 64								
180	A	Coastal Caro.	72 88	312	H	La.-Monroe	64 54								

Non-Div I Games:

Arkansas St.

■ Loss,
■ Non-Conf,
■ S Site,
■ H Home
■ A Away
N Neutral

Army West Point

Through Games Of Feb. 20, 2019

Average RPI Win:	287	WON-LOST	WINNING	LAST 10	STRENGTH OF	OPP. STRENGTH	TEAM	ADJ.	CONF.	ADJ CONF.
Average RPI Loss:	163	RECORD	PCT. RANK	GAMES	SCHEDULE	OF SCHEDULE	RPI	RPI	RPI	RPI
DIV. I ONLY	10- 14	221	1- 0	282	266	267	267	18	18	
DIV. I NON-CONF.	4- 6	212	0- 0	309	319	288	288	22	22	
TOTALS	RPI 1-25	RPI 26-50	W-L RECORDS	RPI 51-100	RPI 101-150	RPI 150+				
10- 14	0- 0	0- 2	OVERALL	0- 3	0- 2	10- 7				
6- 7	0- 0	0- 1	HOME	0- 2	0- 2	6- 2				
4- 7	0- 0	0- 1	AWAY	0- 1	0- 0	4- 5				
0- 0	0- 0	0- 0	NEUTRAL	0- 0	0- 0	0- 0				
4- 6	0- 0	0- 1	NON-CONFERENCE	0- 1	0- 1	4- 3				
2- 3	0- 0	0- 0	HOME	0- 1	0- 1	2- 1				
2- 3	0- 0	0- 1	AWAY	0- 0	0- 0	2- 2				
0- 0	0- 0	0- 0	NEUTRAL	0- 0	0- 0	0- 0				
6- 8	0- 0	0- 1	CONFERENCE	0- 2	0- 1	6- 4				
4- 4	0- 0	0- 1	HOME	0- 1	0- 1	4- 1				
2- 4	0- 0	0- 0	AWAY	0- 1	0- 0	2- 3				
0- 0	0- 0	0- 0	NEUTRAL	0- 0	0- 0	0- 0				

RPI S	Opponent	Score	RPI S	Opponent	Score	RPI S	Opponent	Score	RPI S	Opponent	Score	Team's RPI: 267
34	A TCU	38 63	84	A American	51 61	103	H St. John's (NY)	49 60				
48	H Bucknell	52 66	84	H American	62 75	140	H Lehigh	50 73				
			99	H Yale	51 62	156	A Boston U.	51 63				
						200	A Holy Cross	39 58				
						200	H Holy Cross	60 53				
						233	A Navy	60 48				
						233	H Navy	55 52				
						248	A Columbia	49 70				
						255	H Colgate	58 70				
						258	A Binghamton	47 60				
						263	H St. Francis Brooklyn	69 57				
						282	H Air Force	60 71				
						289	A Loyola Maryland	51 70				
						289	H Loyola Maryland	69 57				
						303	A Wagner	61 46				
						326	A Lafayette	64 40				
						326	H Lafayette	65 50				
						345	H Fairleigh Dickinson	62 40				
						351	A LIU Brooklyn	57 42				
LAST 12 Division I GAMES:												
200	H Holy Cross	60 53	140	H Lehigh	50 73							
233	A Navy	60 48	200	A Holy Cross	39 58							
326	A Lafayette	64 40	233	H Navy	55 52							
84	H American	62 75	326	H Lafayette	65 50							
289	A Loyola Maryland	51 70	84	A American	51 61							
255	H Colgate	58 70	48	H Bucknell	52 66							

Non-Div I Games: Connecticut Col. 74 48

Army West Point

Loss, Non-Conf, S Site, H Home A Away N Neutral

Through Games of Feb. 10, 1919										
Average RPI Win:	172	WON-LOST	WINNING	LAST 10	STRENGTH OF	OPP. STRENGTH	TEAM	ADJ.	CONF.	ADJ CONF.
Average RPI Loss:	24	RECORD	PCT. RANK	GAMES	SCHEDULE	OF SCHEDULE	RPI	RPI	RPI	RPI
DIV. I ONLY	18- 7	63	1- 0	98	42	53	53	5	5	
DIV. I NON-CONF.	11- 1	13	1- 0	185	90	27	27	5	5	
TOTALS	RPI 1-25	RPI 26-50	W-L RECORDS	RPI 51-100	RPI 101-150	RPI 150+				
18- 7	0- 4	1- 3	OVERALL	2- 0	4- 0	11- 0				
8- 4	0- 3	0- 1	HOME	0- 0	3- 0	5- 0				
8- 3	0- 1	0- 2	AWAY	2- 0	1- 0	5- 0				
2- 0	0- 0	1- 0	NEUTRAL	0- 0	0- 0	1- 0				
11- 1	0- 1	1- 0	NON-CONFERENCE	1- 0	1- 0	8- 0				
6- 0	0- 0	0- 0	HOME	0- 0	1- 0	5- 0				
3- 1	0- 1	0- 0	AWAY	1- 0	0- 0	2- 0				
2- 0	0- 0	1- 0	NEUTRAL	0- 0	0- 0	1- 0				
7- 6	0- 3	0- 3	CONFERENCE	1- 0	3- 0	3- 0				
2- 4	0- 3	0- 1	HOME	0- 0	2- 0	0- 0				
5- 2	0- 0	0- 2	AWAY	1- 0	1- 0	3- 0				
0- 0	0- 0	0- 0	NEUTRAL	0- 0	0- 0	0- 0				

RPI 1-25				RPI 26-50				RPI 51-100				Team's RPI: 53		RPI 101+			
RPI	S	Opponent	Score	RPI	S	Opponent	Score	RPI	S	Opponent	Score			RPI	S	Opponent	Score
7	H	Mississippi St.	59 85	28	A	Missouri	65 74	55	A	New Mexico	79 76			111	H	Georgia	59 58
11	A	Iowa St.	64 67	29	N	North Carolina	86 81	81	A	Arkansas	75 72			138	A	Alabama	66 56
21	H	Texas A&M	67 69	40	A	Tennessee	62 73							138	H	Alabama	77 38
23	H	Kentucky	68 78	40	H	Tennessee	69 78							148	H	Oklahoma	95 79
														174	H	Nicholls St.	80 59
														180	N	Coastal Caro.	84 78
														191	A	Vanderbilt	72 70
														198	H	Grambling	97 48
														206	A	Ole Miss	64 51
														211	A	Elon	96 44
														218	A	Florida	64 56
														242	A	Saint Joseph's	81 70
														245	H	Louisiana	71 59
														257	H	Alabama St.	83 50
														277	H	Samford	73 46
LAST 12 Division I GAMES:																	
				55	A	New Mexico	79 76			111	H	Georgia	59 58				
				11	A	Iowa St.	64 67			206	A	Ole Miss	64 51				
				138	H	Alabama	77 38			28	A	Missouri	65 74				
				40	A	Tennessee	62 73			21	H	Texas A&M	67 69				
				81	A	Arkansas	75 72			191	A	Vanderbilt	72 70				
				23	H	Kentucky	68 78			7	H	Mississippi St.	59 85				

Non-Div I Games: Xavier (LA) 77 58

Auburn

■ Loss,
 ■ Non-Conf,
 ■ S Site,
 ■ H Home
 ■ A Away
 N Neutral

Average RPI Win:	250	WON-LOST	WINNING	LAST 10	STRENGTH OF	OPP. STRENGTH	TEAM	ADJ.	CONF.	ADJ CONF.
Average RPI Loss:	206	RECORD	PCT. RANK	GAMES	SCHEDULE	OF SCHEDULE	RPI	RPI	RPI	RPI
DIV. I ONLY	11- 12	185	0- 0	319	273	260	260	22	22	
DIV. I NON-CONF.	3- 6	241	0- 0	346	279	342	342	21	21	
TOTALS	RPI 1-25	RPI 26-50	W-L RECORDS	RPI 51-100	RPI 101-150	RPI 150+				
11- 12	0- 0	0- 0	OVERALL	0- 2	3- 1	8- 9				
8- 3	0- 0	0- 0	HOME	0- 1	1- 0	7- 2				
3- 9	0- 0	0- 0	AWAY	0- 1	2- 1	1- 7				
0- 0	0- 0	0- 0	NEUTRAL	0- 0	0- 0	0- 0				
3- 6	0- 0	0- 0	NON-CONFERENCE	0- 1	0- 0	3- 5				
3- 1	0- 0	0- 0	HOME	0- 0	0- 0	3- 1				
0- 5	0- 0	0- 0	AWAY	0- 1	0- 0	0- 4				
0- 0	0- 0	0- 0	NEUTRAL	0- 0	0- 0	0- 0				
8- 6	0- 0	0- 0	CONFERENCE	0- 1	3- 1	5- 4				
5- 2	0- 0	0- 0	HOME	0- 1	1- 0	4- 1				
3- 4	0- 0	0- 0	AWAY	0- 0	2- 1	1- 3				
0- 0	0- 0	0- 0	NEUTRAL	0- 0	0- 0	0- 0				

RPI 1-25				RPI 26-50				RPI 51-100				RPI 101+				Team's RPI: 260	
RPI	S	Opponent	Score	RPI	S	Opponent	Score	RPI	S	Opponent	Score	RPI	S	Opponent	Score		
								58	H	Belmont	62	80	128	A	UT Martin	65	74
								85	A	Cincinnati	48	69	132	A	Tennessee Tech	72	65
												139	A	Morehead St.	84	75	
												139	H	Morehead St.	81	80	
												157	A	Illinois St.	49	61	
												191	A	Vanderbilt	70	99	
												205	A	Jacksonville St.	56	67	
												214	A	Southeast Mo. St.	54	64	
												219	A	Western Ill.	72	77	
												254	A	SIUE	68	69	
												254	H	SIUE	77	65	
												266	H	Northern Ky.	52	48	
												286	H	Murray St.	59	56	
												292	A	Eastern Ill.	73	60	
												292	H	Eastern Ill.	57	67	
												295	H	Tennessee St.	74	47	
												297	H	Alabama A&M	75	58	
												324	H	Lipscomb	70	58	
												329	H	Mississippi Val.	89	95	
												331	H	Eastern Ky.	100	65	
												336	A	Evansville	52	56	
LAST 12 Division I GAMES:																	
				286	H	Murray St.	59	56	58	H	Belmont	62	80				
				139	A	Morehead St.	84	75	295	H	Tennessee St.	74	47				
				292	H	Eastern Ill.	57	67	292	A	Eastern Ill.	73	60				
				254	H	SIUE	77	65	254	A	SIUE	68	69				
				205	A	Jacksonville St.	56	67	128	A	UT Martin	65	74				
				132	A	Tennessee Tech	72	65	214	A	Southeast Mo. St.	54	64				

Non-Div I Games: Christian Bros. 100 62 Trevecca Nazarene 90 78

Austin Peay

■ Loss,
 ■ Non-Conf, S Site,
 ■ Home
 ■ Away
 N Neutral

Average RPI Win:	152	WON-LOST	WINNING	LAST 10	STRENGTH OF	OPP. STRENGTH	TEAM	ADJ.	CONF.	ADJ CONF.
Average RPI Loss:	111	RECORD	PCT. RANK	GAMES	SCHEDULE	OF SCHEDULE	RPI	RPI	RPI	RPI
DIV. I ONLY	20- 6	36	1- 0	69	96	27	27	8	8	
DIV. I NON-CONF.	8- 3	72	0- 0	179	141	82	82	7	7	
TOTALS	RPI 1-25	RPI 26-50	W-L RECORDS	RPI 51-100	RPI 101-150	RPI 150+				
20- 6	2- 0	1- 1	OVERALL	1- 2	5- 2	11- 1				
9- 2	1- 0	0- 1	HOME	0- 1	4- 0	4- 0				
9- 4	1- 0	0- 0	AWAY	1- 1	1- 2	6- 1				
2- 0	0- 0	1- 0	NEUTRAL	0- 0	0- 0	1- 0				
8- 3	0- 0	1- 1	NON-CONFERENCE	0- 1	1- 0	6- 1				
4- 1	0- 0	0- 1	HOME	0- 0	1- 0	3- 0				
2- 2	0- 0	0- 0	AWAY	0- 1	0- 0	2- 1				
2- 0	0- 0	1- 0	NEUTRAL	0- 0	0- 0	1- 0				
12- 3	2- 0	0- 0	CONFERENCE	1- 1	4- 2	5- 0				
5- 1	1- 0	0- 0	HOME	0- 1	3- 0	1- 0				
7- 2	1- 0	0- 0	AWAY	1- 0	1- 2	4- 0				
0- 0	0- 0	0- 0	NEUTRAL	0- 0	0- 0	0- 0				

RPI 1-25				RPI 26-50				Team's RPI: 27				RPI 51-100				RPI 101+			
RPI	S	Opponent	Score	RPI	S	Opponent	Score	RPI	S	Opponent	Score	RPI	S	Opponent	Score	RPI	S	Opponent	Score
13	A	Gonzaga	66 64	34	N	TCU	61 58	52	A	Saint Mary's (CA)	74 73	106	A	Pacific	77 74				
13	H	Gonzaga	70 68	47	H	California	52 70	52	H	Saint Mary's (CA)	75 78	106	H	Pacific	75 49				
								57	A	Utah	67 78	108	A	Loyola Marymount	58 61				
												108	H	Loyola Marymount	55 44				
												118	H	Northern Colo.	70 50				
												120	A	Pepperdine	65 79				
												120	H	Pepperdine	83 58				
												167	H	UC Riverside	72 70				
												168	A	Portland	70 69				
												168	H	Portland	79 71				
												169	A	Santa Clara	54 44				
												186	H	Eastern Wash.	80 65				
												199	A	Utah St.	62 57				
												243	A	San Francisco	67 59				
												259	A	San Diego	65 56				
												261	N	California Baptist	76 69				
												275	H	Colorado St.	51 42				
												276	A	Utah Valley	77 51				
												280	A	Southern Utah	64 67				
LAST 12 Division I GAMES:																			
13	A	Gonzaga	66 64	259	A	San Diego	65 56												
168	A	Portland	70 69	168	H	Portland	79 71												
106	H	Pacific	75 49	13	H	Gonzaga	70 68												
52	H	Saint Mary's (CA)	75 78	52	A	Saint Mary's (CA)	74 73												
120	A	Pepperdine	65 79	106	A	Pacific	77 74												
108	A	Loyola Marymount	58 61	108	H	Loyola Marymount	55 44												

Non-Div I Games:

BYU

■ Loss,
 ■ Non-Conf, S Site,
 ■ Home
 ■ Away
 N Neutral

Average RPI Win:	182	WON-LOST	WINNING	LAST 10	STRENGTH OF	OPP. STRENGTH	TEAM	ADJ.	CONF.	ADJ CONF.
Average RPI Loss:	93	RECORD	PCT. RANK	GAMES	SCHEDULE	OF SCHEDULE	RPI	RPI	RPI	RPI
DIV. I ONLY	6- 18	297	0- 1	48	85	204	204	7	7	
DIV. I NON-CONF.	4- 7	228	0- 0	133	42	208	208	8	8	
TOTALS	RPI 1-25	RPI 26-50	W-L RECORDS	RPI 51-100	RPI 101-150	RPI 150+				
6- 18	0- 1	0- 5	OVERALL	2- 7	1- 1	3- 4				
5- 6	0- 0	0- 2	HOME	2- 2	0- 0	3- 2				
1- 9	0- 1	0- 3	AWAY	0- 3	1- 0	0- 2				
0- 3	0- 0	0- 0	NEUTRAL	0- 2	0- 1	0- 0				
4- 7	0- 0	0- 0	NON-CONFERENCE	1- 5	1- 1	2- 1				
3- 2	0- 0	0- 0	HOME	1- 1	0- 0	2- 1				
1- 2	0- 0	0- 0	AWAY	0- 2	1- 0	0- 0				
0- 3	0- 0	0- 0	NEUTRAL	0- 2	0- 1	0- 0				
2- 11	0- 1	0- 5	CONFERENCE	1- 2	0- 0	1- 3				
2- 4	0- 0	0- 2	HOME	1- 1	0- 0	1- 1				
0- 7	0- 1	0- 3	AWAY	0- 1	0- 0	0- 2				
0- 0	0- 0	0- 0	NEUTRAL	0- 0	0- 0	0- 0				

RPI	S	Opponent	Score	RPI	S	Opponent	Score	RPI	S	Opponent	Score	RPI	S	Opponent	Score	Team's RPI: 204
24	A	Central Mich.	63 81	35	A	Ohio	62 94	59	H	Purdue	38 80	122	N	Fordham	70 78	
				35	H	Ohio	75 90	62	A	Butler	47 64	127	A	Western Ky.	86 83	
				39	A	Buffalo	65 77	65	N	Quinnipiac	66 69	158	A	Akron	61 91	
				39	H	Buffalo	58 97	69	A	Missouri St.	54 74	190	A	Eastern Mich.	53 56	
				45	A	Miami (OH)	57 60	79	A	Toledo	58 65	191	H	Vanderbilt	43 60	
								80	H	Kent St.	48 44	220	H	Bowling Green	77 70	
								85	H	Cincinnati	75 63	268	H	Western Mich.	62 65	
								91	N	Duke	62 79	284	H	Cleveland St.	67 62	
								96	H	Northern Ill.	83 93	295	H	Tennessee St.	90 51	
LAST 12 Division I GAMES:																
24	A	Central Mich.	63 81	39	H	Buffalo	58 97									
65	N	Quinnipiac	66 69	35	A	Ohio	62 94									
91	N	Duke	62 79	268	H	Western Mich.	62 65									
190	A	Eastern Mich.	53 56	80	H	Kent St.	48 44									
158	A	Akron	61 91	45	A	Miami (OH)	57 60									
96	H	Northern Ill.	83 93	39	A	Buffalo	65 77									

Non-Div I Games: Urbana 99 62

Ball St.

Loss, Non-Conf, S Site, H Home A Away N Neutral

Through Games of Feb. 10, 1919

Average RPI Win:	95	WON-LOST	WINNING	LAST 10	STRENGTH OF	OPP. STRENGTH	TEAM	ADJ.	CONF.	ADJ CONF.
Average RPI Loss:	5	RECORD	PCT. RANK	GAMES	SCHEDULE	OF SCHEDULE	RPI	RPI	RPI	RPI
DIV. I ONLY	24- 1	1	1- 0	7	17	2	2	3	3	
DIV. I NON-CONF.	10- 1	17	0- 0	8	32	4	4	3	3	
TOTALS	RPI 1-25	RPI 26-50	W-L RECORDS	RPI 51-100	RPI 101-150	RPI 150+				
24- 1	4- 1	7- 0	OVERALL	1- 0	8- 0	4- 0				
13- 0	2- 0	3- 0	HOME	0- 0	4- 0	4- 0				
9- 1	2- 1	3- 0	AWAY	0- 0	4- 0	0- 0				
2- 0	0- 0	1- 0	NEUTRAL	1- 0	0- 0	0- 0				
10- 1	3- 1	1- 0	NON-CONFERENCE	1- 0	1- 0	4- 0				
6- 0	1- 0	0- 0	HOME	0- 0	1- 0	4- 0				
2- 1	2- 1	0- 0	AWAY	0- 0	0- 0	0- 0				
2- 0	0- 0	1- 0	NEUTRAL	1- 0	0- 0	0- 0				
14- 0	1- 0	6- 0	CONFERENCE	0- 0	7- 0	0- 0				
7- 0	1- 0	3- 0	HOME	0- 0	3- 0	0- 0				
7- 0	0- 0	3- 0	AWAY	0- 0	4- 0	0- 0				
0- 0	0- 0	0- 0	NEUTRAL	0- 0	0- 0	0- 0				

RPI	S	Opponent	Score	RPI	S	Opponent	Score	RPI	S	Opponent	Score	RPI	S	Opponent	Score
5	A	Stanford	63 68	30	A	Texas	74 68	94	N	Georgetown	67 46	119	A	Oklahoma St.	66 58
6	H	UConn	68 57	33	N	South Dakota St.	72 66					133	A	Kansas	94 68
11	H	Iowa St.	84 69	34	A	TCU	79 55					133	H	Kansas	80 40
14	A	Arizona St.	65 59	34	H	TCU	89 71					136	A	Texas Tech	73 56
15	A	South Carolina	94 69	46	A	Kansas St.	71 48					136	H	Texas Tech	96 37
				46	H	Kansas St.	65 50					139	H	Morehead St.	96 58
				50	H	West Virginia	79 47					148	A	Oklahoma	74 53
												148	H	Oklahoma	87 53
												174	H	Nicholls St.	100 39
												175	H	Southern U.	94 49
												212	H	Saint Francis (PA)	116 58
												224	H	UTRGV	98 37
LAST 12 Division I GAMES:															
133	H	Kansas	80 40	119	A	Oklahoma St.	66 58								
148	H	Oklahoma	87 53	148	A	Oklahoma	74 53								
46	A	Kansas St.	71 48	11	H	Iowa St.	84 69								
34	H	TCU	89 71	50	H	West Virginia	79 47								
30	A	Texas	74 68	133	A	Kansas	94 68								
136	H	Texas Tech	96 37	34	A	TCU	79 55								

Non-Div I Games:

Baylor

Average RPI Win:	209	WON-LOST	WINNING	LAST 10	STRENGTH OF	OPP. STRENGTH	TEAM	ADJ.	CONF.	ADJ CONF.
Average RPI Loss:	60	RECORD	PCT. RANK	GAMES	SCHEDULE	OF SCHEDULE	RPI	RPI	RPI	RPI
DIV. I ONLY	20- 5	29	1- 0	172	136	58	58	22	22	
DIV. I NON-CONF.	7- 4	108	0- 0	103	17	50	50	21	21	
TOTALS	RPI 1-25	RPI 26-50	W-L RECORDS	RPI 51-100	RPI 101-150	RPI 150+				
20- 5	0- 1	0- 2	OVERALL	2- 1	4- 1	14- 0				
9- 2	0- 0	0- 0	HOME	0- 1	2- 1	7- 0				
11- 3	0- 1	0- 2	AWAY	2- 0	2- 0	7- 0				
0- 0	0- 0	0- 0	NEUTRAL	0- 0	0- 0	0- 0				
7- 4	0- 1	0- 2	NON-CONFERENCE	2- 1	0- 0	5- 0				
3- 1	0- 0	0- 0	HOME	0- 1	0- 0	3- 0				
4- 3	0- 1	0- 2	AWAY	2- 0	0- 0	2- 0				
0- 0	0- 0	0- 0	NEUTRAL	0- 0	0- 0	0- 0				
13- 1	0- 0	0- 0	CONFERENCE	0- 0	4- 1	9- 0				
6- 1	0- 0	0- 0	HOME	0- 0	2- 1	4- 0				
7- 0	0- 0	0- 0	AWAY	0- 0	2- 0	5- 0				
0- 0	0- 0	0- 0	NEUTRAL	0- 0	0- 0	0- 0				

RPI 1-25				RPI 26-50				RPI 51-100 Team's RPI: 58				RPI 101+			
RPI	S	Opponent	Score	RPI	S	Opponent	Score	RPI	S	Opponent	Score	RPI	S	Opponent	Score
10	A	NC State	62 77	40	A	Tennessee	76 84	66	A	Middle Tenn.	45 38	128	H	UT Martin	100 86
				41	A	Clemson	62 65	75	A	Wright St.	79 63	132	A	Tennessee Tech	99 67
								79	H	Toledo	69 78	132	H	Tennessee Tech	72 77
												139	A	Morehead St.	77 57
												139	H	Morehead St.	77 50
												152	A	Chattanooga	67 51
												155	H	Tulsa	78 53
												184	H	Arkansas St.	74 55
												205	A	Jacksonville St.	64 41
												205	H	Jacksonville St.	66 52
												214	H	Southeast Mo. St.	91 57
												260	A	Austin Peay	80 62
												266	A	Northern Ky.	71 53
												286	A	Murray St.	65 58
												295	A	Tennessee St.	89 65
												295	H	Tennessee St.	80 46
												324	H	Lipscomb	83 43
												331	A	Eastern Ky.	87 52
												331	H	Eastern Ky.	69 43
LAST 12 Division I GAMES:															
132	A	Tennessee Tech	99 67	260	A	Austin Peay	80 62								
295	A	Tennessee St.	89 65	286	A	Murray St.	65 58								
139	A	Morehead St.	77 57	295	H	Tennessee St.	80 46								
331	A	Eastern Ky.	87 52	205	A	Jacksonville St.	64 41								
128	H	UT Martin	100 86	331	H	Eastern Ky.	69 43								
214	H	Southeast Mo. St.	91 57	139	H	Morehead St.	77 50								

Non-Div I Games:

Belmont

■ Loss,
 ■ Non-Conf, S Site,
 ■ Home
 ■ Away
 N Neutral

Bethune-Cookman

Through Games Of Feb. 20, 2019

Average RPI Win:	296	WON-LOST	WINNING	LAST 10	STRENGTH OF	OPP. STRENGTH	TEAM	ADJ.	CONF.	ADJ CONF.
Average RPI Loss:	198	RECORD	PCT. RANK	GAMES	SCHEDULE	OF SCHEDULE	RPI	RPI	RPI	RPI
DIV. I ONLY	14- 9	112	1- 0	343	331	216	216	32	32	
DIV. I NON-CONF.	5- 5	162	0- 0	324	181	220	220	32	32	
TOTALS	RPI 1-25	RPI 26-50	W-L RECORDS	RPI 51-100	RPI 101-150	RPI 150+				
14- 9	0- 0	0- 0	OVERALL	0- 0	0- 3	14- 6				
7- 2	0- 0	0- 0	HOME	0- 0	0- 0	7- 2				
6- 7	0- 0	0- 0	AWAY	0- 0	0- 3	6- 4				
1- 0	0- 0	0- 0	NEUTRAL	0- 0	0- 0	1- 0				
5- 5	0- 0	0- 0	NON-CONFERENCE	0- 0	0- 3	5- 2				
3- 0	0- 0	0- 0	HOME	0- 0	0- 0	3- 0				
1- 5	0- 0	0- 0	AWAY	0- 0	0- 3	1- 2				
1- 0	0- 0	0- 0	NEUTRAL	0- 0	0- 0	1- 0				
9- 4	0- 0	0- 0	CONFERENCE	0- 0	0- 0	9- 4				
4- 2	0- 0	0- 0	HOME	0- 0	0- 0	4- 2				
5- 2	0- 0	0- 0	AWAY	0- 0	0- 0	5- 2				
0- 0	0- 0	0- 0	NEUTRAL	0- 0	0- 0	0- 0				

RPI 1-25				RPI 26-50				RPI 51-100				RPI 101+				Team's RPI: 216	
RPI	S	Opponent	Score	RPI	S	Opponent	Score	RPI	S	Opponent	Score	RPI	S	Opponent	Score		
												131	A	Georgia St.	57	62	
												134	A	South Fla.	39	88	
												135	A	Charlotte	69	73	
												182	H	UMES	52	64	
												195	H	N.C. A&T	48	72	
												213	H	Liberty	81	76	
												218	A	Florida	53	64	
												229	A	Jacksonville	58	56	
												237	A	Howard	40	61	
												237	H	Howard	76	63	
												270	A	Norfolk St.	50	57	
												270	H	Norfolk St.	65	58	
												273	H	North Florida	76	60	
												278	A	Ga. Southern	76	77	
												299	N	Kennesaw St.	64	61	
												302	A	Morgan St.	73	69	
												308	A	South Carolina St.	69	64	
												314	H	FIU	68	57	
												328	A	Coppin St.	71	65	
												341	A	N.C. Central	67	50	
												341	H	N.C. Central	72	54	
												343	H	Delaware St.	67	55	
												348	A	Savannah St.	68	47	
LAST 12 Division I GAMES:																	
				348	A	Savannah St.	68 47			328	A	Coppin St.	71 65				
				308	A	South Carolina St.	69 64			302	A	Morgan St.	73 69				
				237	H	Howard	76 63			182	H	UMES	52 64				
				270	H	Norfolk St.	65 58			343	H	Delaware St.	67 55				
				195	H	N.C. A&T	48 72			270	A	Norfolk St.	50 57				
				341	H	N.C. Central	72 54			237	A	Howard	40 61				

Non-Div I Games: Flagler 74 59 Edward Waters 73 46

Bethune-Cookman

■ Loss,
 ■ Non-Conf, S Site,
 ■ Home
 ■ Away
 N Neutral

Binghamton

Through Games Of Feb. 20, 2019

Average RPI Win:	283	WON-LOST	WINNING	LAST 10	STRENGTH OF	OPP. STRENGTH	TEAM	ADJ.	CONF.	ADJ CONF.
Average RPI Loss:	171	RECORD	PCT. RANK	GAMES	SCHEDULE	OF SCHEDULE	RPI	RPI	RPI	RPI
DIV. I ONLY	9- 15	244	1- 0	212	284	258	258	23	23	
DIV. I NON-CONF.	3- 8	267	0- 0	97	250	246	246	25	25	
TOTALS	RPI 1-25	RPI 26-50	W-L RECORDS	RPI 51-100	RPI 101-150	RPI 150+				
9- 15	0- 2	0- 1	OVERALL	0- 1	1- 3	8- 8				
6- 6	0- 0	0- 0	HOME	0- 0	1- 2	5- 4				
3- 9	0- 2	0- 1	AWAY	0- 1	0- 1	3- 4				
0- 0	0- 0	0- 0	NEUTRAL	0- 0	0- 0	0- 0				
3- 8	0- 2	0- 1	NON-CONFERENCE	0- 0	0- 1	3- 4				
3- 2	0- 0	0- 0	HOME	0- 0	0- 1	3- 1				
0- 6	0- 2	0- 1	AWAY	0- 0	0- 0	0- 3				
0- 0	0- 0	0- 0	NEUTRAL	0- 0	0- 0	0- 0				
6- 7	0- 0	0- 0	CONFERENCE	0- 1	1- 2	5- 4				
3- 4	0- 0	0- 0	HOME	0- 0	1- 1	2- 3				
3- 3	0- 0	0- 0	AWAY	0- 1	0- 1	3- 1				
0- 0	0- 0	0- 0	NEUTRAL	0- 0	0- 0	0- 0				

RPI 1-25				RPI 26-50				RPI 51-100				RPI 101+ Team's RPI: 258			
RPI	S	Opponent	Score	RPI	S	Opponent	Score	RPI	S	Opponent	Score	RPI	S	Opponent	Score
1	A	Notre Dame	53 103	35	A	Ohio	49 86	70	A	Maine	66 95	110	H	Hartford	73 62
9	A	Marquette	40 93									140	H	Lehigh	55 65
												150	A	Stony Brook	53 68
												150	H	Stony Brook	56 65
												188	H	Rider	57 62
												217	A	Dartmouth	39 63
												225	H	Cornell	72 61
												227	A	Albany (NY)	56 61
												227	H	Albany (NY)	62 71
												246	A	Niagara	72 79
												267	H	Army West Point	60 47
												272	H	Vermont	57 58
												309	A	New Hampshire	71 62
												309	H	New Hampshire	53 54
												319	A	UMBC	58 46
												319	H	UMBC	67 45
												326	A	Lafayette	50 59
												327	A	UMass Lowell	70 50
												327	H	UMass Lowell	58 53
												345	H	Fairleigh Dickinson	73 54
LAST 12 Division I GAMES:															
327	H	UMass Lowell	58 53	70	A	Maine	66 95								
319	A	UMBC	58 46	327	A	UMass Lowell	70 50								
309	H	New Hampshire	53 54	272	H	Vermont	57 58								
150	A	Stony Brook	53 68	319	H	UMBC	67 45								
227	H	Albany (NY)	62 71	150	H	Stony Brook	56 65								
110	H	Hartford	73 62	309	A	New Hampshire	71 62								

Non-Div I Games: Charleston (WV) 69 62 Caldwell 73 54

Binghamton

Loss, Non-Conf, S Site, H Home A Away N Neutral

Average RPI Win:	191	WON-LOST	WINNING	LAST 10	STRENGTH OF	OPP. STRENGTH	TEAM	ADJ.	CONF.	ADJ CONF.
Average RPI Loss:	59	RECORD	PCT. RANK	GAMES	SCHEDULE	OF SCHEDULE	RPI	RPI	RPI	RPI
DIV. I ONLY	19- 3	13	1- 0	223	84	51	51	15	15	
DIV. I NON-CONF.	7- 2	58	1- 0	184	9	63	63	13	13	
TOTALS	RPI 1-25	RPI 26-50	W-L RECORDS	RPI 51-100	RPI 101-150	RPI 150+				
19- 3	0- 1	1- 1	OVERALL	4- 0	1- 1	13- 0				
10- 1	0- 1	1- 0	HOME	1- 0	1- 0	7- 0				
6- 2	0- 0	0- 1	AWAY	1- 0	0- 1	5- 0				
3- 0	0- 0	0- 0	NEUTRAL	2- 0	0- 0	1- 0				
7- 2	0- 1	0- 0	NON-CONFERENCE	2- 0	1- 1	4- 0				
3- 1	0- 1	0- 0	HOME	0- 0	1- 0	2- 0				
1- 1	0- 0	0- 0	AWAY	0- 0	0- 1	1- 0				
3- 0	0- 0	0- 0	NEUTRAL	2- 0	0- 0	1- 0				
12- 1	0- 0	1- 1	CONFERENCE	2- 0	0- 0	9- 0				
7- 0	0- 0	1- 0	HOME	1- 0	0- 0	5- 0				
5- 1	0- 0	0- 1	AWAY	1- 0	0- 0	4- 0				
0- 0	0- 0	0- 0	NEUTRAL	0- 0	0- 0	0- 0				

RPI 1-25				RPI 26-50				RPI 51-100				Team's RPI: 51				RPI 101+			
RPI	S	Opponent	Score	RPI	S	Opponent	Score	RPI	S	Opponent	Score			RPI	S	Opponent	Score		
3	H	Louisville	55 74	44	A	Wyoming	52 64	78	N	UNI	61 60	129	A	Washington St.	71 95				
				44	H	Wyoming	72 64	83	N	Idaho	91 85	145	H	CSUN	74 63				
								89	A	Fresno St.	72 60	161	A	Washington	73 69				
								89	H	Fresno St.	83 76	186	H	Eastern Wash.	67 55				
												208	A	San Diego St.	69 66				
												208	H	San Diego St.	91 67				
												212	N	Saint Francis (PA)	78 64				
												215	A	UNLV	64 57				
												235	A	Nevada	75 74				
												235	H	Nevada	80 65				
												275	H	Colorado St.	70 57				
												280	H	Southern Utah	88 53				
												282	H	Air Force	79 48				
												305	A	San Jose St.	83 69				
												305	H	San Jose St.	99 68				
LAST 12 Division I GAMES:																			
				161	A	Washington	73 69					275	H	Colorado St.	70 57				
				208	H	San Diego St.	91 67					44	A	Wyoming	52 64				
				89	H	Fresno St.	83 76					282	H	Air Force	79 48				
				305	A	San Jose St.	83 69					89	A	Fresno St.	72 60				
				215	A	UNLV	64 57					235	A	Nevada	75 74				
				235	H	Nevada	80 65					305	H	San Jose St.	99 68				

Non-Div I Games: Southern Ore. 91 46 Northwest Chrst. 93 26

Boise St.

Average RPI Win:	203	WON-LOST	WINNING	LAST 10	STRENGTH OF	OPP. STRENGTH	TEAM	ADJ.	CONF.	ADJ CONF.
Average RPI Loss:	43	RECORD	PCT. RANK	GAMES	SCHEDULE	OF SCHEDULE	RPI	RPI	RPI	RPI
DIV. I ONLY	14- 12	150	1- 0	62	59	117	117	1	1	
DIV. I NON-CONF.	11- 2	32	1- 0	217	310	100	100	1	1	
TOTALS	RPI 1-25	RPI 26-50	W-L RECORDS	RPI 51-100	RPI 101-150	RPI 150+				
14- 12	0- 6	0- 2	OVERALL	2- 2	2- 2	10- 0				
8- 8	0- 3	0- 2	HOME	1- 2	0- 1	7- 0				
4- 4	0- 3	0- 0	AWAY	1- 0	2- 1	1- 0				
2- 0	0- 0	0- 0	NEUTRAL	0- 0	0- 0	2- 0				
11- 2	0- 0	0- 0	NON-CONFERENCE	1- 1	0- 1	10- 0				
7- 2	0- 0	0- 0	HOME	0- 1	0- 1	7- 0				
2- 0	0- 0	0- 0	AWAY	1- 0	0- 0	1- 0				
2- 0	0- 0	0- 0	NEUTRAL	0- 0	0- 0	2- 0				
3- 10	0- 6	0- 2	CONFERENCE	1- 1	2- 1	0- 0				
1- 6	0- 3	0- 2	HOME	1- 1	0- 0	0- 0				
2- 4	0- 3	0- 0	AWAY	0- 0	2- 1	0- 0				
0- 0	0- 0	0- 0	NEUTRAL	0- 0	0- 0	0- 0				

RPI 1-25				RPI 26-50				RPI 51-100				RPI 101+ Team's RPI: 117			
RPI	S	Opponent	Score	RPI	S	Opponent	Score	RPI	S	Opponent	Score	RPI	S	Opponent	Score
1	A	Notre Dame	63 92	38	H	Georgia Tech	76 81	67	H	Virginia Tech	86 95	102	H	Minnesota	69 77
1	H	Notre Dame	47 97	41	H	Clemson	58 91	91	H	Duke	92 90	104	A	Virginia	77 79
10	H	NC State	69 85					97	A	Houston	64 57	121	A	Wake Forest	65 64
12	A	Syracuse	69 96					100	H	Providence	57 61	123	A	Pittsburgh	59 55
17	A	Miami (FL)	73 76									156	H	Boston U.	78 51
20	H	Florida St.	71 91									188	N	Rider	112 61
												200	H	Holy Cross	89 63
												217	H	Dartmouth	99 68
												222	H	Campbell	76 56
												239	A	Rhode Island	88 64
												248	H	Columbia	74 60
												289	N	Loyola Maryland	73 47
												316	H	Bryant	83 46
												335	H	Saint Peter's	89 57
LAST 12 Division I GAMES:															
188	N	Rider	112 61	91	H	Duke	92 90								
41	H	Clemson	58 91	17	A	Miami (FL)	73 76								
1	H	Notre Dame	47 97	1	A	Notre Dame	63 92								
12	A	Syracuse	69 96	20	H	Florida St.	71 91								
104	A	Virginia	77 79	123	A	Pittsburgh	59 55								
67	H	Virginia Tech	86 95	121	A	Wake Forest	65 64								

Non-Div I Games:

Boston College

■ Loss,
 ■ Non-Conf, S Site,
 ■ Home
 ■ Away
 N Neutral

Average RPI Win: 228	WON-LOST	WINNING	LAST 10	STRENGTH OF	OPP. STRENGTH	TEAM	ADJ.	CONF.	ADJ CONF.
Average RPI Loss: 147	RECORD	PCT. RANK	GAMES	SCHEDULE	OF SCHEDULE	RPI	RPI	RPI	RPI
DIV. I ONLY	12- 12	165	0- 1	146	235	156	156	18	18
DIV. I NON-CONF.	4- 6	212	0- 0	243	232	239	239	22	22
TOTALS	RPI 1-25	RPI 26-50	W-L RECORDS	RPI 51-100	RPI 101-150	RPI 150+			
12- 12	0- 0	1- 1	OVERALL	0- 4	3- 2	8- 5			
6- 4	0- 0	0- 1	HOME	0- 1	2- 0	4- 2			
6- 8	0- 0	1- 0	AWAY	0- 3	1- 2	4- 3			
0- 0	0- 0	0- 0	NEUTRAL	0- 0	0- 0	0- 0			
4- 6	0- 0	0- 0	NON-CONFERENCE	0- 2	1- 2	3- 2			
4- 0	0- 0	0- 0	HOME	0- 0	1- 0	3- 0			
0- 6	0- 0	0- 0	AWAY	0- 2	0- 2	0- 2			
0- 0	0- 0	0- 0	NEUTRAL	0- 0	0- 0	0- 0			
8- 6	0- 0	1- 1	CONFERENCE	0- 2	2- 0	5- 3			
2- 4	0- 0	0- 1	HOME	0- 1	1- 0	1- 2			
6- 2	0- 0	1- 0	AWAY	0- 1	1- 0	4- 1			
0- 0	0- 0	0- 0	NEUTRAL	0- 0	0- 0	0- 0			

RPI S	Opponent	Score	RPI S	Opponent	Score	RPI S	Opponent	Score	RPI S	Opponent	Score	Team's RPI: 156
48	A Bucknell	70 62	48	H Bucknell	58 62	84	A American	48 50	117	A Boston College	51 78	
						84	H American	51 64	140	A Lehigh	52 48	
						87	A Harvard	47 67	140	H Lehigh	58 45	
						88	A Northeastern	51 81	144	A Marist	57 68	
									146	H Delaware	72 61	
									200	A Holy Cross	69 75	
									200	H Holy Cross	61 64	
									217	A Dartmouth	44 64	
									233	A Navy	49 35	
									234	A Massachusetts	55 66	
									255	A Colgate	61 53	
									255	H Colgate	72 81	
									264	H Brown	72 51	
									267	H Army West Point	63 51	
									289	A Loyola Maryland	64 62	
									309	H New Hampshire	60 39	
									316	H Bryant	67 65	
									326	A Lafayette	47 44	
LAST 12 Division I GAMES:												
84	A American	48 50	233	A Navy	49 35							
200	H Holy Cross	61 64	84	H American	51 64							
255	A Colgate	61 53	200	A Holy Cross	69 75							
140	A Lehigh	52 48	255	H Colgate	72 81							
48	H Bucknell	58 62	140	H Lehigh	58 45							
326	A Lafayette	47 44	289	A Loyola Maryland	64 62							

Non-Div I Games:

Boston U.

■ Loss,
 ■ Non-Conf, S Site,
 ■ Home
 ■ Away
 N Neutral

Bowling Green

Through Games Of Feb. 20, 2019

Average RPI Win:	226	WON-LOST	WINNING	LAST 10	STRENGTH OF	OPP. STRENGTH	TEAM	ADJ.	CONF.	ADJ CONF.
Average RPI Loss:	120	RECORD	PCT. RANK	GAMES	SCHEDULE	OF SCHEDULE	RPI	RPI	RPI	RPI
DIV. I ONLY	7- 16	273	0- 1	92	169	220	220	7	7	
DIV. I NON-CONF.	6- 4	125	0- 0	202	334	150	150	8	8	
TOTALS	RPI 1-25	RPI 26-50	W-L RECORDS	RPI 51-100	RPI 101-150	RPI 150+				
7- 16	0- 1	1- 3	OVERALL	0- 5	0- 0	6- 7				
5- 6	0- 1	1- 2	HOME	0- 2	0- 0	4- 1				
2- 9	0- 0	0- 1	AWAY	0- 3	0- 0	2- 5				
0- 1	0- 0	0- 0	NEUTRAL	0- 0	0- 0	0- 1				
6- 4	0- 0	0- 1	NON-CONFERENCE	0- 0	0- 0	6- 3				
4- 0	0- 0	0- 0	HOME	0- 0	0- 0	4- 0				
2- 3	0- 0	0- 1	AWAY	0- 0	0- 0	2- 2				
0- 1	0- 0	0- 0	NEUTRAL	0- 0	0- 0	0- 1				
1- 12	0- 1	1- 2	CONFERENCE	0- 5	0- 0	0- 4				
1- 6	0- 1	1- 2	HOME	0- 2	0- 0	0- 1				
0- 6	0- 0	0- 0	AWAY	0- 3	0- 0	0- 3				
0- 0	0- 0	0- 0	NEUTRAL	0- 0	0- 0	0- 0				

RPI 1-25				RPI 26-50				RPI 51-100				RPI 101+ Team's RPI: 220			
RPI	S	Opponent	Score	RPI	S	Opponent	Score	RPI	S	Opponent	Score	RPI	S	Opponent	Score
24	H	Central Mich.	54 92	31	A	Michigan St.	69 99	79	A	Toledo	56 76	158	A	Akron	71 74
				35	H	Ohio	79 82	79	H	Toledo	65 79	163	N	Mercer	63 76
				39	H	Buffalo	78 72	80	A	Kent St.	73 77	180	A	Coastal Caro.	80 81
				45	H	Miami (OH)	75 82	96	A	Northern Ill.	47 88	190	A	Eastern Mich.	74 81
								96	H	Northern Ill.	52 66	192	A	Xavier	49 65
												194	H	Marshall	99 76
												203	H	Robert Morris	61 60
												204	A	Ball St.	70 77
												223	H	Loyola Chicago	88 74
												268	H	Western Mich.	82 84
												279	A	Canisius	74 53
												311	A	Valparaiso	79 72
												333	H	Detroit Mercy	79 73
LAST 12 Division I GAMES:															
				80	A	Kent St.	73 77	35	H	Ohio	79 82				
				39	H	Buffalo	78 72	190	A	Eastern Mich.	74 81				
				45	H	Miami (OH)	75 82	79	H	Toledo	65 79				
				96	A	Northern Ill.	47 88	96	H	Northern Ill.	52 66				
				79	A	Toledo	56 76	158	A	Akron	71 74				
				24	H	Central Mich.	54 92	204	A	Ball St.	70 77				

Non-Div I Games: Davis & Elkins 63 28

Bowling Green

■ Loss,
 ■ Non-Conf,
 ■ S Site,
 ■ Home
 ■ Away
 N Neutral

Average RPI Win:	251	WON-LOST	WINNING	LAST 10	STRENGTH OF	OPP. STRENGTH	TEAM	ADJ.	CONF.	ADJ CONF.
Average RPI Loss:	110	RECORD	PCT. RANK	GAMES	SCHEDULE	OF SCHEDULE	RPI	RPI	RPI	RPI
DIV. I ONLY	16- 7	73	1- 0	317	161	159	159	13	13	
DIV. I NON-CONF.	9- 1	29	1- 0	345	244	141	141	15	15	
TOTALS	RPI 1-25	RPI 26-50	W-L RECORDS	RPI 51-100	RPI 101-150	RPI 150+				
16- 7	0- 1	0- 0	OVERALL	0- 4	1- 0	15- 2				
8- 3	0- 1	0- 0	HOME	0- 2	0- 0	8- 0				
7- 4	0- 0	0- 0	AWAY	0- 2	0- 0	7- 2				
1- 0	0- 0	0- 0	NEUTRAL	0- 0	1- 0	0- 0				
9- 1	0- 0	0- 0	NON-CONFERENCE	0- 1	1- 0	8- 0				
5- 0	0- 0	0- 0	HOME	0- 0	0- 0	5- 0				
3- 1	0- 0	0- 0	AWAY	0- 1	0- 0	3- 0				
1- 0	0- 0	0- 0	NEUTRAL	0- 0	1- 0	0- 0				
7- 6	0- 1	0- 0	CONFERENCE	0- 3	0- 0	7- 2				
3- 3	0- 1	0- 0	HOME	0- 2	0- 0	3- 0				
4- 3	0- 0	0- 0	AWAY	0- 1	0- 0	4- 2				
0- 0	0- 0	0- 0	NEUTRAL	0- 0	0- 0	0- 0				

RPI 1-25				RPI 26-50				RPI 51-100				RPI 101+ Team's RPI: 159			
RPI	S	Opponent	Score	RPI	S	Opponent	Score	RPI	S	Opponent	Score	RPI	S	Opponent	Score
19	H	Drake	63 92					59	A	Purdue	61 74	146	N	Delaware	59 47
								69	A	Missouri St.	60 82	157	A	Illinois St.	79 68
								69	H	Missouri St.	56 68	162	A	Southern Ill.	55 62
								78	H	UNI	78 81	162	H	Southern Ill.	58 53
												189	A	Indiana St.	61 45
												189	H	Indiana St.	81 80
												214	H	Southeast Mo. St.	85 79
												219	H	Western Ill.	82 68
												223	A	Loyola Chicago	69 56
												284	A	Cleveland St.	67 65
												292	H	Eastern Ill.	67 64
												298	A	Fla. Atlantic	80 59
												306	H	Oakland	73 64
												311	A	Valparaiso	73 76
												317	A	Omaha	80 60
												336	A	Evansville	75 68
												336	H	Evansville	81 63
												349	H	Chicago St.	89 59
LAST 12 Division I GAMES:															
298	A	Fla. Atlantic	80 59	311	A	Valparaiso	73 76								
69	A	Missouri St.	60 82	157	A	Illinois St.	79 68								
162	A	Southern Ill.	55 62	162	H	Southern Ill.	58 53								
336	H	Evansville	81 63	69	H	Missouri St.	56 68								
189	H	Indiana St.	81 80	189	A	Indiana St.	61 45								
223	A	Loyola Chicago	69 56	336	A	Evansville	75 68								

Non-Div I Games: Rockhurst 83 40

Bradley

■ Loss,
 ■ Non-Conf,
 ■ S Site,
 ■ H Home
 ■ A Away
 N Neutral

Average RPI Win:	269	WON-LOST	WINNING	LAST 10	STRENGTH OF	OPP. STRENGTH	TEAM	ADJ.	CONF.	ADJ CONF.
Average RPI Loss:	147	RECORD	PCT. RANK	GAMES	SCHEDULE	OF SCHEDULE	RPI	RPI	RPI	RPI
DIV. I ONLY	7- 15	269	0- 1	205	227	264	264	11	11	
DIV. I NON-CONF.	6- 8	199	0- 1	284	296	242	242	11	11	
TOTALS	RPI 1-25	RPI 26-50	W-L RECORDS	RPI 51-100	RPI 101-150	RPI 150+				
7- 15	0- 1	0- 1	OVERALL	1- 6	0- 0	6- 7				
4- 6	0- 0	0- 1	HOME	1- 1	0- 0	3- 4				
2- 9	0- 1	0- 0	AWAY	0- 5	0- 0	2- 3				
1- 0	0- 0	0- 0	NEUTRAL	0- 0	0- 0	1- 0				
6- 8	0- 1	0- 1	NON-CONFERENCE	0- 2	0- 0	6- 4				
3- 2	0- 0	0- 1	HOME	0- 0	0- 0	3- 1				
2- 6	0- 1	0- 0	AWAY	0- 2	0- 0	2- 3				
1- 0	0- 0	0- 0	NEUTRAL	0- 0	0- 0	1- 0				
1- 7	0- 0	0- 0	CONFERENCE	1- 4	0- 0	0- 3				
1- 4	0- 0	0- 0	HOME	1- 1	0- 0	0- 3				
0- 3	0- 0	0- 0	AWAY	0- 3	0- 0	0- 0				
0- 0	0- 0	0- 0	NEUTRAL	0- 0	0- 0	0- 0				

RPI 1-25				RPI 26-50				RPI 51-100				RPI 101+ Team's RPI: 264			
RPI	S	Opponent	Score	RPI	S	Opponent	Score	RPI	S	Opponent	Score	RPI	S	Opponent	Score
25	A	Rutgers	52 73	48	H	Bucknell	78 91	64	A	Penn	43 83	156	A	Boston U.	51 72
								70	A	Maine	96 102	200	A	Holy Cross	89 85
								77	A	Princeton	74 93	217	H	Dartmouth	61 81
								87	H	Harvard	83 100	225	H	Cornell	53 65
								96	A	Northern Ill.	102 109	234	H	Massachusetts	61 90
								99	A	Yale	72 84	239	A	Rhode Island	67 72
								99	H	Yale	86 71	248	H	Columbia	81 83
												294	H	Fairfield	68 49
												309	H	New Hampshire	76 70
												313	H	Central Conn. St.	68 63
												316	A	Bryant	57 75
												316	N	Bryant	84 68
												349	A	Chicago St.	90 65
LAST 12 Division I GAMES:															
239	A	Rhode Island	67 72	217	H	Dartmouth	61 81	99	A	Yale	72 84				
248	H	Columbia	81 83	99	H	Yale	86 71	25	A	Rutgers	52 73				
225	H	Cornell	53 65	96	A	Northern Ill.	102 109	349	A	Chicago St.	90 65				
77	A	Princeton	74 93												
64	A	Penn	43 83												
87	H	Harvard	83 100												

Non-Div I Games: Johnson & Wales (RI78 46 Adelphi 75 62

Brown

Loss, Non-Conf, S Site, H Home A Away N Neutral

Average RPI Win:	293	WON-LOST	WINNING	LAST 10	STRENGTH OF	OPP. STRENGTH	TEAM	ADJ.	CONF.	ADJ CONF.
Average RPI Loss:	198	RECORD	PCT. RANK	GAMES	SCHEDULE	OF SCHEDULE	RPI	RPI	RPI	RPI
DIV. I ONLY	7- 17	278	0- 1	300	324	316	316	31	31	
DIV. I NON-CONF.	2- 9	297	0- 1	199	242	295	295	31	31	
TOTALS	RPI 1-25	RPI 26-50	W-L RECORDS	RPI 51-100	RPI 101-150	RPI 150+				
7- 17	0- 0	0- 1	OVERALL	0- 2	0- 2	7- 12				
5- 5	0- 0	0- 0	HOME	0- 1	0- 0	5- 4				
2- 10	0- 0	0- 1	AWAY	0- 0	0- 2	2- 7				
0- 2	0- 0	0- 0	NEUTRAL	0- 1	0- 0	0- 1				
2- 9	0- 0	0- 1	NON-CONFERENCE	0- 2	0- 2	2- 4				
1- 2	0- 0	0- 0	HOME	0- 1	0- 0	1- 1				
1- 5	0- 0	0- 1	AWAY	0- 0	0- 2	1- 2				
0- 2	0- 0	0- 0	NEUTRAL	0- 1	0- 0	0- 1				
5- 8	0- 0	0- 0	CONFERENCE	0- 0	0- 0	5- 8				
4- 3	0- 0	0- 0	HOME	0- 0	0- 0	4- 3				
1- 5	0- 0	0- 0	AWAY	0- 0	0- 0	1- 5				
0- 0	0- 0	0- 0	NEUTRAL	0- 0	0- 0	0- 0				

RPI S	Opponent	Score	RPI S	Opponent	Score	RPI S	Opponent	Score	RPI S	Opponent	Score	Team's RPI: 316
50	A West Virginia	48 94	70	H Maine	57 74	110	A Hartford	57 67				
			100	N Providence	64 72	117	A Boston College	46 83				
						156	A Boston U.	65 67				
						200	H Holy Cross	62 81				
						203	A Robert Morris	56 59				
						203	H Robert Morris	57 60				
						212	A Saint Francis (PA)	66 78				
						212	H Saint Francis (PA)	66 63				
						228	A Sacred Heart	48 49				
						228	H Sacred Heart	57 67				
						241	A Mt. St. Mary's	73 68				
						263	H St. Francis Brooklyn	55 60				
						264	H Brown	75 57				
						264	N Brown	68 84				
						309	A New Hampshire	74 79				
						313	A Central Conn. St.	65 66				
						313	H Central Conn. St.	72 60				
						327	A UMass Lowell	58 57				
						345	A Fairleigh Dickinson	53 63				
						345	H Fairleigh Dickinson	68 48				
						351	H LIU Brooklyn	69 62				
LAST 12 Division I GAMES:												
100	N Providence	64 72	345	A Fairleigh Dickinson	53 63							
345	H Fairleigh Dickinson	68 48	313	H Central Conn. St.	72 60							
228	H Sacred Heart	57 67	212	H Saint Francis (PA)	66 63							
212	A Saint Francis (PA)	66 78	203	H Robert Morris	57 60							
203	A Robert Morris	56 59	228	A Sacred Heart	48 49							
313	A Central Conn. St.	65 66	241	A Mt. St. Mary's	73 68							

Non-Div I Games:

Bryant

■ Loss,
 ■ Non-Conf,
 ■ S Site,
 ■ H Home
 ■ A Away
 N Neutral

Average RPI Win: 223	WON-LOST	WINNING	LAST 10	STRENGTH OF	OPP. STRENGTH	TEAM	ADJ.	CONF.	ADJ CONF.
Average RPI Loss: 63	RECORD	PCT. RANK	GAMES	SCHEDULE	OF SCHEDULE	RPI	RPI	RPI	RPI
DIV. I ONLY	22- 4	14	1- 0	170	198	48	48	18	18
DIV. I NON-CONF.	9- 3	61	0- 0	107	151	34	34	22	22
TOTALS	RPI 1-25	RPI 26-50	W-L RECORDS	RPI 51-100	RPI 101-150	RPI 150+			
22- 4	0- 2	0- 0	OVERALL	2- 1	3- 0	17- 1			
10- 1	0- 0	0- 0	HOME	2- 0	2- 0	6- 1			
10- 3	0- 2	0- 0	AWAY	0- 1	1- 0	9- 0			
2- 0	0- 0	0- 0	NEUTRAL	0- 0	0- 0	2- 0			
9- 3	0- 2	0- 0	NON-CONFERENCE	1- 1	1- 0	7- 0			
4- 0	0- 0	0- 0	HOME	1- 0	1- 0	2- 0			
3- 3	0- 2	0- 0	AWAY	0- 1	0- 0	3- 0			
2- 0	0- 0	0- 0	NEUTRAL	0- 0	0- 0	2- 0			
13- 1	0- 0	0- 0	CONFERENCE	1- 0	2- 0	10- 1			
6- 1	0- 0	0- 0	HOME	1- 0	1- 0	4- 1			
7- 0	0- 0	0- 0	AWAY	0- 0	1- 0	6- 0			
0- 0	0- 0	0- 0	NEUTRAL	0- 0	0- 0	0- 0			

RPI 1-25				RPI 26-50		Team's RPI: 48		RPI 51-100				RPI 101+			
RPI	S	Opponent	Score	RPI	S	Opponent	Score	RPI	S	Opponent	Score	RPI	S	Opponent	Score
11	A	Iowa St.	61 86					65	H	Quinnipiac	75 58	109	H	Youngstown St.	73 68
12	A	Syracuse	56 70					72	A	Drexel	42 64	140	A	Lehigh	73 68
								84	H	American	71 56	140	H	Lehigh	71 53
												156	A	Boston U.	62 58
												156	H	Boston U.	62 70
												188	H	Rider	80 59
												200	H	Holy Cross	75 71
												230	A	St. Bonaventure	77 46
												233	A	Navy	77 43
												234	N	Massachusetts	77 58
												247	A	Monmouth	70 32
												255	A	Colgate	90 62
												255	H	Colgate	76 58
												264	A	Brown	91 78
												267	A	Army West Point	66 52
												289	A	Loyola Maryland	75 57
												289	H	Loyola Maryland	87 55
												294	N	Fairfield	77 54
												323	H	Iona	81 43
												326	A	Lafayette	56 47
												326	H	Lafayette	75 43
LAST 12 Division I GAMES:															
289	H	Loyola Maryland	87 55	200	H	Holy Cross	75 71								
255	H	Colgate	76 58	289	A	Loyola Maryland	75 57								
140	A	Lehigh	73 68	255	A	Colgate	90 62								
326	H	Lafayette	75 43	140	H	Lehigh	71 53								
156	A	Boston U.	62 58	326	A	Lafayette	56 47								
233	A	Navy	77 43	267	A	Army West Point	66 52								

Non-Div I Games:

Bucknell

Buffalo

Through Games Of Feb. 20, 2019

Average RPI Win:	172	WON-LOST	WINNING	LAST 10	STRENGTH OF	OPP. STRENGTH	TEAM	ADJ.	CONF.	ADJ CONF.
Average RPI Loss:	61	RECORD	PCT. RANK	GAMES	SCHEDULE	OF SCHEDULE	RPI	RPI	RPI	RPI
DIV. I ONLY	17- 7	69	0- 1	66	86	39	39	7	7	
DIV. I NON-CONF.	8- 3	72	0- 0	95	97	39	39	8	8	
TOTALS	RPI 1-25	RPI 26-50	W-L RECORDS	RPI 51-100	RPI 101-150	RPI 150+				
17- 7	0- 4	2- 1	OVERALL	4- 0	0- 1	11- 1				
7- 3	0- 2	0- 1	HOME	3- 0	0- 0	4- 0				
8- 4	0- 2	1- 0	AWAY	0- 0	0- 1	7- 1				
2- 0	0- 0	1- 0	NEUTRAL	1- 0	0- 0	0- 0				
8- 3	0- 2	1- 0	NON-CONFERENCE	1- 0	0- 1	6- 0				
2- 1	0- 1	0- 0	HOME	0- 0	0- 0	2- 0				
4- 2	0- 1	0- 0	AWAY	0- 0	0- 1	4- 0				
2- 0	0- 0	1- 0	NEUTRAL	1- 0	0- 0	0- 0				
9- 4	0- 2	1- 1	CONFERENCE	3- 0	0- 0	5- 1				
5- 2	0- 1	0- 1	HOME	3- 0	0- 0	2- 0				
4- 2	0- 1	1- 0	AWAY	0- 0	0- 0	3- 1				
0- 0	0- 0	0- 0	NEUTRAL	0- 0	0- 0	0- 0				

RPI 1-25				RPI 26-50				Team's RPI: 39				RPI 51-100				RPI 101+			
RPI	S	Opponent	Score	RPI	S	Opponent	Score	RPI	S	Opponent	Score	RPI	S	Opponent	Score	RPI	S	Opponent	Score
4	A	Oregon	82 102	33	N	South Dakota St.	61 55	79	H	Toledo	73 63	115	A	Dayton	59 72				
5	H	Stanford	55 62	35	H	Ohio	71 74	80	H	Kent St.	75 66	158	H	Akron	91 72				
24	A	Central Mich.	65 76	45	A	Miami (OH)	66 59	94	N	Georgetown	73 64	182	A	UMES	69 63				
24	H	Central Mich.	95 100					96	H	Northern Ill.	93 64	190	A	Eastern Mich.	91 84				
												204	A	Ball St.	97 58				
												204	H	Ball St.	77 65				
												217	A	Dartmouth	75 69				
												220	A	Bowling Green	72 78				
												230	H	St. Bonaventure	90 43				
												246	H	Niagara	88 61				
												268	A	Western Mich.	61 59				
												279	A	Canisius	84 66				
												313	A	Central Conn. St.	82 69				
LAST 12 Division I GAMES:																			
24	H	Central Mich.	95 100	96	H	Northern Ill.	93 64												
220	A	Bowling Green	72 78	158	H	Akron	91 72												
80	H	Kent St.	75 66	268	A	Western Mich.	61 59												
79	H	Toledo	73 63	204	H	Ball St.	77 65												
24	A	Central Mich.	65 76	45	A	Miami (OH)	66 59												
204	A	Ball St.	97 58	190	A	Eastern Mich.	91 84												

Non-Div I Games:

Buffalo

■ Loss,
 ■ Non-Conf,
 ■ S Site,
 ■ H Home
 ■ A Away
 N Neutral

Average RPI Win:	168	WON-LOST	WINNING	LAST 10	STRENGTH OF	OPP. STRENGTH	TEAM	ADJ.	CONF.	ADJ CONF.
Average RPI Loss:	69	RECORD	PCT. RANK	GAMES	SCHEDULE	OF SCHEDULE	RPI	RPI	RPI	RPI
DIV. I ONLY	19- 6	41	0- 1	134	77	62	62	6	6	
DIV. I NON-CONF.	10- 1	17	0- 0	265	197	53	53	4	4	
TOTALS	RPI 1-25	RPI 26-50	W-L RECORDS	RPI 51-100	RPI 101-150	RPI 150+				
19- 6	0- 1	1- 1	OVERALL	2- 3	5- 1	11- 0				
11- 3	0- 1	0- 1	HOME	0- 1	3- 0	8- 0				
6- 3	0- 0	1- 0	AWAY	1- 2	2- 1	2- 0				
2- 0	0- 0	0- 0	NEUTRAL	1- 0	0- 0	1- 0				
10- 1	0- 0	0- 0	NON-CONFERENCE	1- 1	0- 0	9- 0				
7- 0	0- 0	0- 0	HOME	0- 0	0- 0	7- 0				
1- 1	0- 0	0- 0	AWAY	0- 1	0- 0	1- 0				
2- 0	0- 0	0- 0	NEUTRAL	1- 0	0- 0	1- 0				
9- 5	0- 1	1- 1	CONFERENCE	1- 2	5- 1	2- 0				
4- 3	0- 1	0- 1	HOME	0- 1	3- 0	1- 0				
5- 2	0- 0	1- 0	AWAY	1- 1	2- 1	1- 0				
0- 0	0- 0	0- 0	NEUTRAL	0- 0	0- 0	0- 0				

RPI 1-25				RPI 26-50				RPI 51-100 Team's RPI: 62				RPI 101+			
RPI	S	Opponent	Score	RPI	S	Opponent	Score	RPI	S	Opponent	Score	RPI	S	Opponent	Score
9	H	Marquette	58 87	26	H	DePaul	78 86	54	A	Indiana	46 66	103	A	St. John's (NY)	73 68
				43	A	Villanova	63 55	92	N	Ohio St.	66 53	103	H	St. John's (NY)	66 45
								94	A	Georgetown	59 50	112	A	Creighton	75 43
								100	A	Providence	68 74	112	H	Creighton	66 46
								100	H	Providence	63 66	126	A	Seton Hall	62 83
												126	H	Seton Hall	62 59
												157	H	Illinois St.	58 56
												158	A	Akron	63 47
												189	H	Indiana St.	72 49
												190	N	Eastern Mich.	73 63
												192	A	Xavier	63 41
												192	H	Xavier	63 38
												204	H	Ball St.	64 47
												219	H	Western Ill.	92 51
												286	H	Murray St.	86 65
												292	H	Eastern Ill.	72 37
												327	H	UMass Lowell	89 36
LAST 12 Division I GAMES:															
100	H	Providence	63 66	26	H	DePaul	78 86								
112	H	Creighton	66 46	112	A	Creighton	75 43								
192	H	Xavier	63 38	100	A	Providence	68 74								
126	A	Seton Hall	62 83	192	A	Xavier	63 41								
103	A	St. John's (NY)	73 68	103	H	St. John's (NY)	66 45								
9	H	Marquette	58 87	126	H	Seton Hall	62 59								

Non-Div I Games:

Butler

CSU Bakersfield

Through Games Of Feb. 20, 2019

Average RPI Win:	272	WON-LOST	WINNING	LAST 10	STRENGTH OF	OPP. STRENGTH	TEAM	ADJ.	CONF.	ADJ CONF.
Average RPI Loss:	213	RECORD	PCT. RANK	GAMES	SCHEDULE	OF SCHEDULE	RPI	RPI	RPI	RPI
DIV. I ONLY	9- 14	237	1- 0	314	317	265	265	30	30	
DIV. I NON-CONF.	2- 9	297	0- 0	289	254	315	315	30	30	
TOTALS	RPI 1-25	RPI 26-50	W-L RECORDS	RPI 51-100	RPI 101-150	RPI 150+				
9- 14	0- 1	0- 0	OVERALL	1- 0	0- 0	8- 13				
4- 3	0- 0	0- 0	HOME	1- 0	0- 0	3- 3				
5- 11	0- 1	0- 0	AWAY	0- 0	0- 0	5- 10				
0- 0	0- 0	0- 0	NEUTRAL	0- 0	0- 0	0- 0				
2- 9	0- 1	0- 0	NON-CONFERENCE	1- 0	0- 0	1- 8				
1- 1	0- 0	0- 0	HOME	1- 0	0- 0	0- 1				
1- 8	0- 1	0- 0	AWAY	0- 0	0- 0	1- 7				
0- 0	0- 0	0- 0	NEUTRAL	0- 0	0- 0	0- 0				
7- 5	0- 0	0- 0	CONFERENCE	0- 0	0- 0	7- 5				
3- 2	0- 0	0- 0	HOME	0- 0	0- 0	3- 2				
4- 3	0- 0	0- 0	AWAY	0- 0	0- 0	4- 3				
0- 0	0- 0	0- 0	NEUTRAL	0- 0	0- 0	0- 0				

RPI 1-25				RPI 26-50				RPI 51-100				RPI 101+ Team's RPI: 265			
RPI	S	Opponent	Score	RPI	S	Opponent	Score	RPI	S	Opponent	Score	RPI	S	Opponent	Score
22	A	Oregon St.	52 92					75	H	Wright St.	76 74	153	A	New Mexico St.	48 61
												153	H	New Mexico St.	59 61
												167	H	UC Riverside	67 79
												170	A	UC Irvine	78 85
												176	A	North Texas	59 71
												224	A	UTRGV	56 64
												224	H	UTRGV	68 63
												226	A	SMU	43 49
												240	A	UMKC	67 57
												240	H	UMKC	85 71
												256	A	Cal St. Fullerton	56 64
												261	H	California Baptist	45 68
												274	A	UTEP	47 53
												276	A	Utah Valley	70 78
												291	A	UC Santa Barbara	56 48
												305	A	San Jose St.	72 82
												317	A	Omaha	46 53
												339	A	Grand Canyon	59 46
												342	A	Seattle U	70 60
												349	A	Chicago St.	67 56
												349	H	Chicago St.	80 47
LAST 12 Division I GAMES:															
240	H	UMKC	85 71	349	A	Chicago St.	67 56	240	A	UMKC	67 57				
349	H	Chicago St.	80 47					153	H	New Mexico St.	59 61				
224	A	UTRGV	56 64					224	H	UTRGV	68 63				
153	A	New Mexico St.	48 61					276	A	Utah Valley	70 78				
339	A	Grand Canyon	59 46					342	A	Seattle U	70 60				
261	H	California Baptist	45 68												

Non-Div I Games: Whittier 74 46 Westcliff 91 37

CSU Bakersfield

Loss, Non-Conf, S Site, H Home A Away N Neutral

Average RPI Win:	246	WON-LOST	WINNING	LAST 10	STRENGTH OF	OPP. STRENGTH	TEAM	ADJ.	CONF.	ADJ CONF.
Average RPI Loss:	90	RECORD	PCT. RANK	GAMES	SCHEDULE	OF SCHEDULE	RPI	RPI	RPI	RPI
DIV. I ONLY	13- 12	160	0- 1	157	133	145	145	21	21	
DIV. I NON-CONF.	6- 8	199	0- 1	120	33	154	154	20	20	
TOTALS	RPI 1-25	RPI 26-50	W-L RECORDS	RPI 51-100	RPI 101-150	RPI 150+				
13- 12	0- 2	0- 1	OVERALL	0- 6	1- 1	12- 2				
8- 3	0- 0	0- 0	HOME	0- 2	1- 1	7- 0				
5- 9	0- 2	0- 1	AWAY	0- 4	0- 0	5- 2				
0- 0	0- 0	0- 0	NEUTRAL	0- 0	0- 0	0- 0				
6- 8	0- 2	0- 1	NON-CONFERENCE	0- 4	1- 1	5- 0				
4- 2	0- 0	0- 0	HOME	0- 1	1- 1	3- 0				
2- 6	0- 2	0- 1	AWAY	0- 3	0- 0	2- 0				
0- 0	0- 0	0- 0	NEUTRAL	0- 0	0- 0	0- 0				
7- 4	0- 0	0- 0	CONFERENCE	0- 2	0- 0	7- 2				
4- 1	0- 0	0- 0	HOME	0- 1	0- 0	4- 0				
3- 3	0- 0	0- 0	AWAY	0- 1	0- 0	3- 2				
0- 0	0- 0	0- 0	NEUTRAL	0- 0	0- 0	0- 0				

RPI 1-25				RPI 26-50				RPI 51-100				RPI 101+ Team's RPI: 145			
RPI	S	Opponent	Score	RPI	S	Opponent	Score	RPI	S	Opponent	Score	RPI	S	Opponent	Score
5	A	Stanford	43 69	47	A	California	42 67	51	A	Boise St.	63 74	108	H	Loyola Marymount	53 72
19	A	Drake	63 73					56	A	Southern California	42 58	129	H	Washington St.	65 52
								82	A	UC Davis	54 70	167	H	UC Riverside	69 56
								82	H	UC Davis	49 60	169	A	Santa Clara	53 38
								83	A	Idaho	73 88	170	A	UC Irvine	61 65
								87	H	Harvard	55 75	208	H	San Diego St.	77 74
												249	A	Hawaii	49 29
												256	A	Cal St. Fullerton	73 64
												256	H	Cal St. Fullerton	74 44
												261	H	California Baptist	73 67
												271	A	Long Beach St.	51 37
												291	A	UC Santa Barbara	60 61
												291	H	UC Santa Barbara	73 65
												305	H	San Jose St.	76 40
												315	H	Cal Poly	68 52
												317	A	Omaha	64 52
LAST 12 Division I GAMES:															
87	H	Harvard	55 75	271	A	Long Beach St.	51 37								
256	A	Cal St. Fullerton	73 64	82	H	UC Davis	49 60								
315	H	Cal Poly	68 52	167	H	UC Riverside	69 56								
291	A	UC Santa Barbara	60 61	249	A	Hawaii	49 29								
82	A	UC Davis	54 70	170	A	UC Irvine	61 65								
256	H	Cal St. Fullerton	74 44	291	H	UC Santa Barbara	73 65								

Non-Div I Games:

CSUN

■ Loss,
 ■ Non-Conf,
 ■ S Site,
 ■ Home
 ■ A Away
 N Neutral

Average RPI Win:	273	WON-LOST	WINNING	LAST 10	STRENGTH OF	OPP. STRENGTH	TEAM	ADJ.	CONF.	ADJ CONF.
Average RPI Loss:	162	RECORD	PCT. RANK	GAMES	SCHEDULE	OF SCHEDULE	RPI	RPI	RPI	RPI
DIV. I ONLY	4- 17	321	0- 1	233	185	315	315	21	21	
DIV. I NON-CONF.	2- 8	293	0- 0	245	58	292	292	20	20	
TOTALS	RPI 1-25	RPI 26-50	W-L RECORDS	RPI 51-100	RPI 101-150	RPI 150+				
4- 17	0- 1	0- 1	OVERALL	0- 3	0- 2	4- 10				
3- 6	0- 0	0- 0	HOME	0- 2	0- 1	3- 3				
1- 10	0- 1	0- 1	AWAY	0- 1	0- 1	1- 6				
0- 1	0- 0	0- 0	NEUTRAL	0- 0	0- 0	0- 1				
2- 8	0- 1	0- 1	NON-CONFERENCE	0- 2	0- 1	2- 3				
1- 3	0- 0	0- 0	HOME	0- 1	0- 1	1- 1				
1- 4	0- 1	0- 1	AWAY	0- 1	0- 0	1- 1				
0- 1	0- 0	0- 0	NEUTRAL	0- 0	0- 0	0- 1				
2- 9	0- 0	0- 0	CONFERENCE	0- 1	0- 1	2- 7				
2- 3	0- 0	0- 0	HOME	0- 1	0- 0	2- 2				
0- 6	0- 0	0- 0	AWAY	0- 0	0- 1	0- 5				
0- 0	0- 0	0- 0	NEUTRAL	0- 0	0- 0	0- 0				

RPI 1-25				RPI 26-50				RPI 51-100				RPI 101+ Team's RPI: 315			
RPI	S	Opponent	Score	RPI	S	Opponent	Score	RPI	S	Opponent	Score	RPI	S	Opponent	Score
22	A	Oregon St.	54 79	42	A	UCLA	35 81	52	H	Saint Mary's (CA)	51 69	120	H	Pepperdine	63 70
								82	H	UC Davis	61 85	145	A	CSUN	52 68
								89	A	Fresno St.	58 76	167	A	UC Riverside	66 80
												170	A	UC Irvine	57 73
												170	H	UC Irvine	59 75
												186	H	Eastern Wash.	59 55
												196	H	Illinois	51 74
												236	A	Sacramento St.	85 88
												243	N	San Francisco	62 65
												249	A	Hawaii	52 70
												249	H	Hawaii	54 71
												256	A	Cal St. Fullerton	64 78
												271	A	Long Beach St.	58 61
												271	H	Long Beach St.	66 59
												291	H	UC Santa Barbara	75 67
												342	A	Seattle U	60 50
LAST 12 Division I GAMES:															
167	A	UC Riverside	66 80	249	H	Hawaii	54 71								
145	A	CSUN	52 68	256	A	Cal St. Fullerton	64 78								
82	H	UC Davis	61 85	271	A	Long Beach St.	58 61								
271	H	Long Beach St.	66 59	291	H	UC Santa Barbara	75 67								
249	A	Hawaii	52 70	170	H	UC Irvine	59 75								
170	A	UC Irvine	57 73	42	A	UCLA	35 81								

Non-Div I Games: Academy of Art 87 65

Cal Poly

■ Loss,
 ■ Non-Conf,
 ■ S Site,
 ■ Home
 ■ A Away
 N Neutral

Average RPI Win:	280	WON-LOST	WINNING	LAST 10	STRENGTH OF	OPP. STRENGTH	TEAM	ADJ.	CONF.	ADJ CONF.
Average RPI Loss:	156	RECORD	PCT. RANK	GAMES	SCHEDULE	OF SCHEDULE	RPI	RPI	RPI	RPI
DIV. I ONLY	10- 12	204	0- 1	306	246	256	256	21	21	
DIV. I NON-CONF.	7- 5	132	0- 0	325	270	236	236	20	20	
TOTALS	RPI 1-25	RPI 26-50	W-L RECORDS	RPI 51-100	RPI 101-150	RPI 150+				
10- 12	0- 0	0- 0	OVERALL	0- 2	0- 3	10- 7				
5- 6	0- 0	0- 0	HOME	0- 1	0- 2	5- 3				
5- 6	0- 0	0- 0	AWAY	0- 1	0- 1	5- 4				
0- 0	0- 0	0- 0	NEUTRAL	0- 0	0- 0	0- 0				
7- 5	0- 0	0- 0	NON-CONFERENCE	0- 0	0- 1	7- 4				
3- 3	0- 0	0- 0	HOME	0- 0	0- 1	3- 2				
4- 2	0- 0	0- 0	AWAY	0- 0	0- 0	4- 2				
0- 0	0- 0	0- 0	NEUTRAL	0- 0	0- 0	0- 0				
3- 7	0- 0	0- 0	CONFERENCE	0- 2	0- 2	3- 3				
2- 3	0- 0	0- 0	HOME	0- 1	0- 1	2- 1				
1- 4	0- 0	0- 0	AWAY	0- 1	0- 1	1- 2				
0- 0	0- 0	0- 0	NEUTRAL	0- 0	0- 0	0- 0				

RPI S	Opponent	Score	RPI S	Opponent	Score	RPI S	Opponent	Score	RPI S	Opponent	Score	Team's RPI: 256
						82	A UC Davis	51 75	106	H Pacific	64 72	
						82	H UC Davis	39 75	145	A CSUN	44 74	
									145	H CSUN	64 73	
									161	A Washington	74 83	
									167	A UC Riverside	59 62	
									168	A Portland	74 83	
									169	H Santa Clara	60 64	
									170	A UC Irvine	61 65	
									208	H San Diego St.	72 83	
									217	H Dartmouth	67 62	
									248	A Columbia	61 58	
									249	H Hawaii	72 68	
									261	A California Baptist	79 65	
									265	H CSU Bakersfield	64 56	
									271	H Long Beach St.	53 59	
									276	H Utah Valley	56 55	
									291	A UC Santa Barbara	59 52	
									315	H Cal Poly	78 64	
									335	A Saint Peter's	69 45	
									342	A Seattle U	57 54	
LAST 12 Division I GAMES:												
			145	H CSUN	64 73	291	A UC Santa Barbara	59 52				
			170	A UC Irvine	61 65	315	H Cal Poly	78 64				
			167	A UC Riverside	59 62	82	A UC Davis	51 75				
			271	H Long Beach St.	53 59	249	H Hawaii	72 68				
			145	A CSUN	44 74	276	H Utah Valley	56 55				
			82	H UC Davis	39 75	106	H Pacific	64 72				

Non-Div I Games: Antelope Valley 77 65

Cal St. Fullerton

California

Through Games Of Feb. 20, 2019

Average RPI Win:	125	WON-LOST	WINNING	LAST 10	STRENGTH OF	OPP. STRENGTH	TEAM	ADJ.	CONF.	ADJ CONF.
Average RPI Loss:	37	RECORD	PCT. RANK	GAMES	SCHEDULE	OF SCHEDULE	RPI	RPI	RPI	RPI
DIV. I ONLY	14- 11	139	0- 1	17	6	47	47	2	2	
DIV. I NON-CONF.	9- 2	43	0- 0	54	28	25	25	2	2	
TOTALS	RPI 1-25	RPI 26-50	W-L RECORDS	RPI 51-100	RPI 101-150	RPI 150+				
14- 11	1- 5	1- 2	OVERALL	3- 4	6- 0	3- 0				
7- 5	1- 3	0- 1	HOME	2- 1	2- 0	2- 0				
5- 6	0- 2	1- 1	AWAY	1- 3	2- 0	1- 0				
2- 0	0- 0	0- 0	NEUTRAL	0- 0	2- 0	0- 0				
9- 2	0- 1	1- 0	NON-CONFERENCE	2- 1	4- 0	2- 0				
3- 2	0- 1	0- 0	HOME	1- 1	1- 0	1- 0				
4- 0	0- 0	1- 0	AWAY	1- 0	1- 0	1- 0				
2- 0	0- 0	0- 0	NEUTRAL	0- 0	2- 0	0- 0				
5- 9	1- 4	0- 2	CONFERENCE	1- 3	2- 0	1- 0				
4- 3	1- 2	0- 1	HOME	1- 0	1- 0	1- 0				
1- 6	0- 2	0- 1	AWAY	0- 3	1- 0	0- 0				
0- 0	0- 0	0- 0	NEUTRAL	0- 0	0- 0	0- 0				

RPI S Opponent	Score	RPI S Opponent	Score	Team's RPI: 47	RPI S Opponent	Score	RPI S Opponent	Score
4 H Oregon	82 105	27 A BYU	70 52		52 A Saint Mary's (CA)	81 78	106 N Pacific	81 69
5 A Stanford	50 75	42 A UCLA	74 80		56 A Southern California	76 86	129 H Washington St.	77 63
5 H Stanford	81 80	42 H UCLA	79 84		56 H Southern California	66 59	137 A Penn St.	75 58
6 H UConn	66 76				57 A Utah	74 87	141 A Colorado	80 60
14 A Arizona St.	61 62				73 A Arizona	55 60	145 H CSUN	67 42
22 H Oregon St.	74 82				87 H Harvard	79 85	147 N Tulane	65 57
					97 H Houston	80 79	161 H Washington	79 70
							259 A San Diego	70 53
							291 H UC Santa Barbara	69 45
LAST 12 Division I GAMES:								
42 A UCLA	74 80	141 A Colorado	80 60					
56 A Southern California	76 86	57 A Utah	74 87					
22 H Oregon St.	74 82	161 H Washington	79 70					
4 H Oregon	82 105	129 H Washington St.	77 63					
5 A Stanford	50 75	14 A Arizona St.	61 62					
5 H Stanford	81 80	73 A Arizona	55 60					

Non-Div I Games:

California

Loss, Non-Conf, S Site, H Home A Away N Neutral

Average RPI Win:	283	WON-LOST	WINNING	LAST 10	STRENGTH OF	OPP. STRENGTH	TEAM	ADJ.	CONF.	ADJ CONF.
Average RPI Loss:	193	RECORD	PCT. RANK	GAMES	SCHEDULE	OF SCHEDULE	RPI	RPI	RPI	RPI
DIV. I ONLY	9- 10	195	1- 0	329	304	261	261	30	30	
DIV. I NON-CONF.	3- 6	241	0- 0	249	217	256	256	30	30	
TOTALS	RPI 1-25	RPI 26-50	W-L RECORDS	RPI 51-100	RPI 101-150	RPI 150+				
9- 10	0- 0	0- 1	OVERALL	0- 1	0- 1	9- 7				
4- 3	0- 0	0- 0	HOME	0- 1	0- 0	4- 2				
5- 6	0- 0	0- 0	AWAY	0- 0	0- 1	5- 5				
0- 1	0- 0	0- 1	NEUTRAL	0- 0	0- 0	0- 0				
3- 6	0- 0	0- 1	NON-CONFERENCE	0- 1	0- 1	3- 3				
1- 2	0- 0	0- 0	HOME	0- 1	0- 0	1- 1				
2- 3	0- 0	0- 0	AWAY	0- 0	0- 1	2- 2				
0- 1	0- 0	0- 1	NEUTRAL	0- 0	0- 0	0- 0				
6- 4	0- 0	0- 0	CONFERENCE	0- 0	0- 0	6- 4				
3- 1	0- 0	0- 0	HOME	0- 0	0- 0	3- 1				
3- 3	0- 0	0- 0	AWAY	0- 0	0- 0	3- 3				
0- 0	0- 0	0- 0	NEUTRAL	0- 0	0- 0	0- 0				

RPI S	Opponent	Score	RPI S	Opponent	Score	RPI S	Opponent	Score	RPI S	Opponent	Score	Team's RPI: 261
27 N	BYU	69 76	98 H	Idaho St.	57 72	145 A	CSUN	67 73				
						153 A	New Mexico St.	69 76				
						167 H	UC Riverside	65 57				
						208 A	San Diego St.	67 83				
						224 A	UTRGV	56 60				
						238 A	Northern Ariz.	88 91				
						240 A	UMKC	95 92				
						240 H	UMKC	74 78				
						256 H	Cal St. Fullerton	65 79				
						265 A	CSU Bakersfield	68 45				
						271 A	Long Beach St.	85 83				
						276 H	Utah Valley	83 54				
						291 A	UC Santa Barbara	76 64				
						339 A	Grand Canyon	71 75				
						342 H	Seattle U	100 83				
						349 A	Chicago St.	93 67				
						349 H	Chicago St.	89 52				
LAST 12 Division I GAMES:												
240 A	UMKC	95 92	349 H	Chicago St.	89 52							
349 A	Chicago St.	93 67	240 H	UMKC	74 78							
342 H	Seattle U	100 83	224 A	UTRGV	56 60							
276 H	Utah Valley	83 54	153 A	New Mexico St.	69 76							
339 A	Grand Canyon	71 75	291 A	UC Santa Barbara	76 64							
265 A	CSU Bakersfield	68 45	167 H	UC Riverside	65 57							

Non-Div I Games: La Sierra 91 44 Notre Dame de Namur 80 47 Fresno Pacific 93 71 Westcliff 133 43
California Baptist

Loss, Non-Conf, S Site, H Home A Away N Neutral

Average RPI Win:	290	WON-LOST	WINNING	LAST 10	STRENGTH OF	OPP. STRENGTH	TEAM	ADJ.	CONF.	ADJ CONF.
Average RPI Loss:	171	RECORD	PCT. RANK	GAMES	SCHEDULE	OF SCHEDULE	RPI	RPI	RPI	RPI
DIV. I ONLY	14- 9	112	1- 0	328	305	222	222	28	28	
DIV. I NON-CONF.	6- 3	91	1- 0	338	285	221	221	29	29	
TOTALS	RPI 1-25	RPI 26-50	W-L RECORDS	RPI 51-100	RPI 101-150	RPI 150+				
14- 9	0- 0	0- 0	OVERALL	0- 2	0- 2	14- 5				
7- 5	0- 0	0- 0	HOME	0- 2	0- 0	7- 3				
6- 4	0- 0	0- 0	AWAY	0- 0	0- 2	6- 2				
1- 0	0- 0	0- 0	NEUTRAL	0- 0	0- 0	1- 0				
6- 3	0- 0	0- 0	NON-CONFERENCE	0- 1	0- 1	6- 1				
2- 2	0- 0	0- 0	HOME	0- 1	0- 0	2- 1				
3- 1	0- 0	0- 0	AWAY	0- 0	0- 1	3- 0				
1- 0	0- 0	0- 0	NEUTRAL	0- 0	0- 0	1- 0				
8- 6	0- 0	0- 0	CONFERENCE	0- 1	0- 1	8- 4				
5- 3	0- 0	0- 0	HOME	0- 1	0- 0	5- 2				
3- 3	0- 0	0- 0	AWAY	0- 0	0- 1	3- 2				
0- 0	0- 0	0- 0	NEUTRAL	0- 0	0- 0	0- 0				

RPI 1-25			RPI 26-50			RPI 51-100			RPI 101+			Team's RPI: 222		
RPI	S	Opponent	Score	RPI	S	Opponent	Score	RPI	S	Opponent	Score			
								74	H	Old Dominion	59	83		
								93	H	Radford	52	56		
										117	A	Boston College	56	76
										125	A	High Point	60	65
										177	A	UNC Asheville	52	60
										177	H	UNC Asheville	49	48
										202	A	Hampton	50	61
										202	H	Hampton	52	46
										232	A	Gardner-Webb	69	63
										232	H	Gardner-Webb	38	52
										237	H	Howard	64	69
										270	A	Norfolk St.	57	49
										281	H	Winthrop	46	59
										288	H	Col. of Charleston	66	65
										301	A	Charleston So.	60	58
										301	H	Charleston So.	52	51
										310	H	UNC Greensboro	53	49
										314	A	FIU	59	54
										317	N	Omaha	65	52
										330	H	Presbyterian	51	46
										334	A	Western Caro.	63	37
										338	A	Longwood	66	60
										344	H	USC Upstate	61	41
LAST 12 Division I GAMES:														
				314	A	FIU	59	54		338	A	Longwood	66	60
				301	H	Charleston So.	52	51		93	H	Radford	52	56
				232	A	Gardner-Webb	69	63		125	A	High Point	60	65
				202	A	Hampton	50	61		202	H	Hampton	52	46
				177	H	UNC Asheville	49	48		281	H	Winthrop	46	59
				344	H	USC Upstate	61	41		177	A	UNC Asheville	52	60

Non-Div I Games: William Peace 65 36 Columbia (SC) 93 46

Campbell

Loss, Non-Conf, S Site, H Home A Away N Neutral

Average RPI Win:	287	WON-LOST	WINNING	LAST 10	STRENGTH OF	OPP. STRENGTH	TEAM	ADJ.	CONF.	ADJ CONF.
Average RPI Loss:	174	RECORD	PCT. RANK	GAMES	SCHEDULE	OF SCHEDULE	RPI	RPI	RPI	RPI
DIV. I ONLY	9- 16	252	0- 1	270	269	279	279	26	26	
DIV. I NON-CONF.	2- 9	297	0- 0	232	246	312	312	27	27	
TOTALS	RPI 1-25	RPI 26-50	W-L RECORDS	RPI 51-100	RPI 101-150	RPI 150+				
9- 16	0- 0	0- 2	OVERALL	0- 2	0- 3	9- 9				
5- 7	0- 0	0- 2	HOME	0- 1	0- 2	5- 2				
4- 9	0- 0	0- 0	AWAY	0- 1	0- 1	4- 7				
0- 0	0- 0	0- 0	NEUTRAL	0- 0	0- 0	0- 0				
2- 9	0- 0	0- 2	NON-CONFERENCE	0- 0	0- 1	2- 6				
1- 5	0- 0	0- 2	HOME	0- 0	0- 1	1- 2				
1- 4	0- 0	0- 0	AWAY	0- 0	0- 0	1- 4				
0- 0	0- 0	0- 0	NEUTRAL	0- 0	0- 0	0- 0				
7- 7	0- 0	0- 0	CONFERENCE	0- 2	0- 2	7- 3				
4- 2	0- 0	0- 0	HOME	0- 1	0- 1	4- 0				
3- 5	0- 0	0- 0	AWAY	0- 1	0- 1	3- 3				
0- 0	0- 0	0- 0	NEUTRAL	0- 0	0- 0	0- 0				

RPI S	Opponent	Score	RPI S	Opponent	Score	RPI S	Opponent	Score	RPI S	Opponent	Score	Team's RPI: 279
39	H Buffalo	66 84	65	A Quinnipiac	51 68	109	H Youngstown St.	36 62				
45	H Miami (OH)	59 62	65	H Quinnipiac	42 55	144	A Marist	50 66				
						144	H Marist	66 71				
						158	A Akron	53 62				
						188	A Rider	62 49				
						220	H Bowling Green	53 74				
						224	H UTRGV	53 57				
						227	A Albany (NY)	48 42				
						230	A St. Bonaventure	94 100				
						246	A Niagara	52 74				
						247	A Monmouth	61 67				
						255	A Colgate	53 67				
						272	H Vermont	67 46				
						287	H Manhattan	47 44				
						294	A Fairfield	65 72				
						294	H Fairfield	53 50				
						306	A Oakland	60 71				
						323	A Iona	48 40				
						323	H Iona	67 47				
						335	A Saint Peter's	75 62				
						335	H Saint Peter's	78 59				
LAST 12 Division I GAMES:												
144	A Marist	50 66	188	A Rider	62 49							
246	A Niagara	52 74	247	A Monmouth	61 67							
65	A Quinnipiac	51 68	65	H Quinnipiac	42 55							
294	A Fairfield	65 72	294	H Fairfield	53 50							
335	H Saint Peter's	78 59	335	A Saint Peter's	75 62							
323	H Iona	67 47	323	A Iona	48 40							

Non-Div I Games:

Canisius

■ Loss,
 ■ Non-Conf,
 ■ S Site,
 ■ H Home
 ■ A Away
 N Neutral

Central Ark.

Through Games Of Feb. 20, 2019

Average RPI Win:	320	WON-LOST	WINNING	LAST 10	STRENGTH OF	OPP. STRENGTH	TEAM	ADJ.	CONF.	ADJ CONF.
Average RPI Loss:	153	RECORD	PCT. RANK	GAMES	SCHEDULE	OF SCHEDULE	RPI	RPI	RPI	RPI
DIV. I ONLY	7- 12	250	1- 0	302	272	283	283	25	25	
DIV. I NON-CONF.	1- 5	311	0- 0	218	131	273	273	23	23	
TOTALS	RPI 1-25	RPI 26-50	W-L RECORDS	RPI 51-100	RPI 101-150	RPI 150+				
7- 12	0- 1	0- 1	OVERALL	0- 2	0- 2	7- 6				
4- 4	0- 0	0- 0	HOME	0- 1	0- 1	4- 2				
3- 8	0- 1	0- 1	AWAY	0- 1	0- 1	3- 4				
0- 0	0- 0	0- 0	NEUTRAL	0- 0	0- 0	0- 0				
1- 5	0- 1	0- 1	NON-CONFERENCE	0- 0	0- 2	1- 1				
0- 1	0- 0	0- 0	HOME	0- 0	0- 1	0- 0				
1- 4	0- 1	0- 1	AWAY	0- 0	0- 1	1- 1				
0- 0	0- 0	0- 0	NEUTRAL	0- 0	0- 0	0- 0				
6- 7	0- 0	0- 0	CONFERENCE	0- 2	0- 0	6- 5				
4- 3	0- 0	0- 0	HOME	0- 1	0- 0	4- 2				
2- 4	0- 0	0- 0	AWAY	0- 1	0- 0	2- 3				
0- 0	0- 0	0- 0	NEUTRAL	0- 0	0- 0	0- 0				

RPI S	Opponent	Score	RPI S	Opponent	Score	RPI S	Opponent	Score	RPI S	Opponent	Score	Team's RPI: 283
21	A Texas A&M	27 84	46	A Kansas St.	54 70	68	A Lamar University	37 57	105	H South Alabama	50 58	
						76	H SFA	53 59	148	A Oklahoma	52 65	
									165	A Abilene Christian	70 77	
									174	H Nicholls St.	60 64	
									179	A Sam Houston St.	62 66	
									252	H A&M-Corpus Christi	65 73	
									290	A Jackson St.	56 65	
									296	A New Orleans	62 60	
									304	H Incarnate Word	74 43	
									307	A Southeastern La.	53 62	
									307	H Southeastern La.	75 33	
									318	H McNeese	76 45	
									325	H Northwestern St.	74 52	
									337	A Houston Baptist	77 58	
									350	A Alcorn	57 46	
LAST 12 Division I GAMES:												
318	H McNeese	76 45	296	A New Orleans	62 60							
337	A Houston Baptist	77 58	174	H Nicholls St.	60 64							
307	H Southeastern La.	75 33	304	H Incarnate Word	74 43							
325	H Northwestern St.	74 52	68	A Lamar University	37 57							
76	H SFA	53 59	179	A Sam Houston St.	62 66							
165	A Abilene Christian	70 77	307	A Southeastern La.	53 62							

Non-Div I Games: Central Baptist 55 34 Crowley's Ridge 91 33 Williams Baptist 70 35 Hendrix 72 40
Central Ark.

Loss, Non-Conf, S Site, H Home A Away N Neutral

Average RPI Win:	286	WON-LOST	WINNING	LAST 10	STRENGTH OF	OPP. STRENGTH	TEAM	ADJ.	CONF.	ADJ CONF.
Average RPI Loss:	208	RECORD	PCT. RANK	GAMES	SCHEDULE	OF SCHEDULE	RPI	RPI	RPI	RPI
DIV. I ONLY	6- 17	293	0- 1	292	314	313	313	31	31	
DIV. I NON-CONF.	3- 7	256	0- 0	171	199	228	228	31	31	
TOTALS	RPI 1-25	RPI 26-50	W-L RECORDS	RPI 51-100	RPI 101-150	RPI 150+				
6- 17	0- 1	0- 1	OVERALL	0- 1	0- 2	6- 12				
4- 5	0- 0	0- 1	HOME	0- 0	0- 2	4- 2				
2- 12	0- 1	0- 0	AWAY	0- 1	0- 0	2- 10				
0- 0	0- 0	0- 0	NEUTRAL	0- 0	0- 0	0- 0				
3- 7	0- 1	0- 1	NON-CONFERENCE	0- 1	0- 2	3- 2				
1- 3	0- 0	0- 1	HOME	0- 0	0- 2	1- 0				
2- 4	0- 1	0- 0	AWAY	0- 1	0- 0	2- 2				
0- 0	0- 0	0- 0	NEUTRAL	0- 0	0- 0	0- 0				
3- 10	0- 0	0- 0	CONFERENCE	0- 0	0- 0	3- 10				
3- 2	0- 0	0- 0	HOME	0- 0	0- 0	3- 2				
0- 8	0- 0	0- 0	AWAY	0- 0	0- 0	0- 8				
0- 0	0- 0	0- 0	NEUTRAL	0- 0	0- 0	0- 0				

RPI 1-25				RPI 26-50				RPI 51-100				RPI 101+ Team's RPI: 313			
RPI	S	Opponent	Score	RPI	S	Opponent	Score	RPI	S	Opponent	Score	RPI	S	Opponent	Score
25	A	Rutgers	44 73	39	H	Buffalo	69 82	99	A	Yale	46 58	110	H	Hartford	52 54
												140	H	Lehigh	62 88
												203	A	Robert Morris	40 60
												203	H	Robert Morris	57 64
												212	A	Saint Francis (PA)	68 83
												212	H	Saint Francis (PA)	73 62
												227	A	Albany (NY)	60 53
												228	A	Sacred Heart	61 66
												234	A	Massachusetts	59 74
												241	A	Mt. St. Mary's	53 84
												263	A	St. Francis Brooklyn	58 70
												264	A	Brown	63 68
												302	A	Morgan St.	60 36
												303	A	Wagner	62 70
												303	H	Wagner	63 75
												309	H	New Hampshire	56 47
												316	A	Bryant	60 72
												316	H	Bryant	66 65
												345	A	Fairleigh Dickinson	67 74
												351	H	LIU Brooklyn	63 57
LAST 12 Division I GAMES:															
263	A	St. Francis Brooklyn	58 70	316	A	Bryant	60 72								
303	A	Wagner	62 70	203	H	Robert Morris	57 64								
203	A	Robert Morris	40 60	212	H	Saint Francis (PA)	73 62								
212	A	Saint Francis (PA)	68 83	241	A	Mt. St. Mary's	53 84								
316	H	Bryant	66 65	345	A	Fairleigh Dickinson	67 74								
351	H	LIU Brooklyn	63 57	303	H	Wagner	63 75								

Non-Div I Games:

Central Conn. St.

■ Loss,
 ■ Non-Conf,
 S Site,
 ■ Home
 ■ Away
 N Neutral

Average RPI Win:	139	WON-LOST	WINNING	LAST 10	STRENGTH OF	OPP. STRENGTH	TEAM	ADJ.	CONF.	ADJ CONF.
Average RPI Loss:	57	RECORD	PCT. RANK	GAMES	SCHEDULE	OF SCHEDULE	RPI	RPI	RPI	RPI
DIV. I ONLY	19- 6	41	1- 0	40	68	24	24	7	7	
DIV. I NON-CONF.	9- 3	61	0- 0	93	8	43	43	8	8	
TOTALS	RPI 1-25	RPI 26-50	W-L RECORDS	RPI 51-100	RPI 101-150	RPI 150+				
19- 6	2- 1	3- 3	OVERALL	3- 1	2- 1	9- 0				
7- 4	1- 1	1- 3	HOME	0- 0	1- 0	4- 0				
11- 1	1- 0	2- 0	AWAY	3- 1	1- 0	4- 0				
1- 1	0- 0	0- 0	NEUTRAL	0- 0	0- 1	1- 0				
9- 3	2- 1	0- 1	NON-CONFERENCE	1- 0	2- 1	4- 0				
3- 2	1- 1	0- 1	HOME	0- 0	1- 0	1- 0				
5- 0	1- 0	0- 0	AWAY	1- 0	1- 0	2- 0				
1- 1	0- 0	0- 0	NEUTRAL	0- 0	0- 1	1- 0				
10- 3	0- 0	3- 2	CONFERENCE	2- 1	0- 0	5- 0				
4- 2	0- 0	1- 2	HOME	0- 0	0- 0	3- 0				
6- 1	0- 0	2- 0	AWAY	2- 1	0- 0	2- 0				
0- 0	0- 0	0- 0	NEUTRAL	0- 0	0- 0	0- 0				

RPI 1-25				Team's RPI: 24		RPI 26-50				RPI 51-100				RPI 101+					
RPI	S	Opponent	Score		RPI	S	Opponent	Score		RPI	S	Opponent	Score		RPI	S	Opponent	Score	
3	H	Louisville	68	72	33	H	South Dakota St.	71	80	65	A	Quinnipiac	67	52	104	A	Virginia	74	61
17	A	Miami (FL)	90	80	35	A	Ohio	88	70	79	A	Toledo	59	62	127	H	Western Ky.	108	90
18	H	UCF	75	68	35	H	Ohio	75	78	80	A	Kent St.	82	75	147	N	Tulane	57	68
					39	A	Buffalo	100	95	96	A	Northern Ill.	89	66	152	N	Chattanooga	73	50
					39	H	Buffalo	76	65						158	H	Akron	94	71
					45	H	Miami (OH)	67	70						190	H	Eastern Mich.	71	61
															191	A	Vanderbilt	66	57
															204	H	Ball St.	81	63
															220	A	Bowling Green	92	54
															268	A	Western Mich.	87	53
															306	H	Oakland	104	61
															323	A	Iona	82	39
LAST 12 Division I GAMES:																			
204	H	Ball St.	81	63	190	H	Eastern Mich.	71	61										
39	A	Buffalo	100	95	79	A	Toledo	59	62										
268	A	Western Mich.	87	53	80	A	Kent St.	82	75										
35	H	Ohio	75	78	45	H	Miami (OH)	67	70										
39	H	Buffalo	76	65	96	A	Northern Ill.	89	66										
220	A	Bowling Green	92	54	35	A	Ohio	88	70										

Non-Div I Games:

Central Mich.

Charleston So.

Through Games Of Feb. 20, 2019

Average RPI Win:	289	WON-LOST	WINNING	LAST 10	STRENGTH OF	OPP. STRENGTH	TEAM	ADJ.	CONF.	ADJ CONF.
Average RPI Loss:	200	RECORD	PCT. RANK	GAMES	SCHEDULE	OF SCHEDULE	RPI	RPI	RPI	RPI
DIV. I ONLY	6- 16	288	0- 1	277	330	301	301	28	28	
DIV. I NON-CONF.	0- 8	336	0- 0	288	314	348	348	29	29	
TOTALS	RPI 1-25	RPI 26-50	W-L RECORDS	RPI 51-100	RPI 101-150	RPI 150+				
6- 16	0- 0	0- 0	OVERALL	0- 1	0- 5	6- 10				
2- 7	0- 0	0- 0	HOME	0- 1	0- 3	2- 3				
4- 9	0- 0	0- 0	AWAY	0- 0	0- 2	4- 7				
0- 0	0- 0	0- 0	NEUTRAL	0- 0	0- 0	0- 0				
0- 8	0- 0	0- 0	NON-CONFERENCE	0- 0	0- 3	0- 5				
0- 3	0- 0	0- 0	HOME	0- 0	0- 2	0- 1				
0- 5	0- 0	0- 0	AWAY	0- 0	0- 1	0- 4				
0- 0	0- 0	0- 0	NEUTRAL	0- 0	0- 0	0- 0				
6- 8	0- 0	0- 0	CONFERENCE	0- 1	0- 2	6- 5				
2- 4	0- 0	0- 0	HOME	0- 1	0- 1	2- 2				
4- 4	0- 0	0- 0	AWAY	0- 0	0- 1	4- 3				
0- 0	0- 0	0- 0	NEUTRAL	0- 0	0- 0	0- 0				

RPI 1-25			RPI 26-50			RPI 51-100				RPI 101+		Team's RPI: 301					
RPI	S	Opponent	Score	RPI	S	Opponent	Score	RPI	S	Opponent	Score	RPI	S	Opponent	Score		
								93	H	Radford	41	67	111	A	Georgia	75	83
													125	A	High Point	64	71
													125	H	High Point	62	69
													132	H	Tennessee Tech	55	77
													142	H	Davidson	34	72
													177	H	UNC Asheville	70	59
													202	A	Hampton	72	57
													202	H	Hampton	66	74
													218	A	Florida	60	70
													222	A	Campbell	51	52
													222	H	Campbell	58	60
													229	H	Jacksonville	58	68
													232	A	Gardner-Webb	65	75
													273	A	North Florida	76	82
													281	A	Winthrop	52	57
													288	A	Col. of Charleston	52	79
													308	A	South Carolina St.	58	67
													330	A	Presbyterian	63	55
													338	A	Longwood	81	74
													344	A	USC Upstate	78	75
													344	H	USC Upstate	74	62
LAST 12 Division I GAMES:																	
				222	A	Campbell	51	52					232	A	Gardner-Webb	65	75
				202	A	Hampton	72	57					125	A	High Point	64	71
				125	H	High Point	62	69					344	A	USC Upstate	78	75
				344	H	USC Upstate	74	62					93	H	Radford	41	67
				177	H	UNC Asheville	70	59					338	A	Longwood	81	74
				330	A	Presbyterian	63	55					222	H	Campbell	58	60

Non-Div I Games: Converse 101 50 Columbia (SC) 89 57 Erskine 74 50

Charleston So.

Loss, Non-Conf, S Site, H Home A Away N Neutral

Average RPI Win:	201	WON-LOST	WINNING	LAST 10	STRENGTH OF	OPP. STRENGTH	TEAM	ADJ.	CONF.	ADJ CONF.
Average RPI Loss:	133	RECORD	PCT. RANK	GAMES	SCHEDULE	OF SCHEDULE	RPI	RPI	RPI	RPI
DIV. I ONLY	14- 11	139	1- 0	102	206	135	135	14	14	
DIV. I NON-CONF.	8- 4	91	1- 0	66	275	71	71	18	18	
TOTALS	RPI 1-25	RPI 26-50	W-L RECORDS	RPI 51-100	RPI 101-150	RPI 150+				
14- 11	0- 0	0- 1	OVERALL	2- 1	3- 4	9- 5				
12- 2	0- 0	0- 0	HOME	2- 1	2- 1	8- 0				
1- 9	0- 0	0- 1	AWAY	0- 0	1- 3	0- 5				
1- 0	0- 0	0- 0	NEUTRAL	0- 0	0- 0	1- 0				
8- 4	0- 0	0- 0	NON-CONFERENCE	1- 0	2- 3	5- 1				
6- 1	0- 0	0- 0	HOME	1- 0	1- 1	4- 0				
1- 3	0- 0	0- 0	AWAY	0- 0	1- 2	0- 1				
1- 0	0- 0	0- 0	NEUTRAL	0- 0	0- 0	1- 0				
6- 7	0- 0	0- 1	CONFERENCE	1- 1	1- 1	4- 4				
6- 1	0- 0	0- 0	HOME	1- 1	1- 0	4- 0				
0- 6	0- 0	0- 1	AWAY	0- 0	0- 1	0- 4				
0- 0	0- 0	0- 0	NEUTRAL	0- 0	0- 0	0- 0				

RPI 1-25				RPI 26-50				RPI 51-100				RPI 101+				Team's RPI: 135	
RPI	S	Opponent	Score	RPI	S	Opponent	Score	RPI	S	Opponent	Score	RPI	S	Opponent	Score		
				37	A	Rice	51 61	66	H	Middle Tenn.	55 62	104	A	Virginia	61 65		
								74	H	Old Dominion	69 59	114	H	UAB	60 56		
								75	H	Wright St.	88 85	121	H	Wake Forest	43 69		
												122	A	Fordham	64 71		
												127	A	Western Ky.	58 76		
												140	A	Lehigh	62 60		
												142	H	Davidson	78 66		
												163	A	Mercer	40 57		
												166	A	Louisiana Tech	51 88		
												176	A	North Texas	63 68		
												177	H	UNC Asheville	70 53		
												185	A	Southern Miss.	54 65		
												194	A	Marshall	62 63		
												210	H	East Carolina	52 46		
												213	N	Liberty	63 61		
												216	H	Bethune-Cookman	73 69		
												269	H	Wofford	85 63		
												274	H	UTEP	62 39		
												298	H	Fla. Atlantic	68 47		
												300	H	UTSA	66 54		
												314	H	FIU	69 54		
LAST 12 Division I GAMES:																	
				140	A	Lehigh	62 60	274	H	UTEP	62 39						
				74	H	Old Dominion	69 59	300	H	UTSA	66 54						
				114	H	UAB	60 56	166	A	Louisiana Tech	51 88						
				66	H	Middle Tenn.	55 62	185	A	Southern Miss.	54 65						
				176	A	North Texas	63 68	298	H	Fla. Atlantic	68 47						
				37	A	Rice	51 61	314	H	FIU	69 54						

Non-Div I Games:

Charlotte

■ Loss,
 ■ Non-Conf,
 ■ S Site,
 ■ H Home
 ■ A Away
 N Neutral

Chattanooga

Through Games Of Feb. 20, 2019

Average RPI Win:	232	WON-LOST	WINNING	LAST 10	STRENGTH OF	OPP. STRENGTH	TEAM	ADJ.	CONF.	ADJ CONF.
Average RPI Loss:	101	RECORD	PCT. RANK	GAMES	SCHEDULE	OF SCHEDULE	RPI	RPI	RPI	RPI
DIV. I ONLY	10- 14	221	1- 0	45	194	152	152	27	27	
DIV. I NON-CONF.	4- 10	264	1- 0	4	60	92	92	24	24	
TOTALS	RPI 1-25	RPI 26-50	W-L RECORDS	RPI 51-100	RPI 101-150	RPI 150+				
10- 14	0- 4	0- 1	OVERALL	1- 3	0- 2	9- 4				
6- 5	0- 2	0- 1	HOME	0- 1	0- 1	6- 0				
2- 7	0- 1	0- 0	AWAY	0- 1	0- 1	2- 4				
2- 2	0- 1	0- 0	NEUTRAL	1- 1	0- 0	1- 0				
4- 10	0- 4	0- 1	NON-CONFERENCE	1- 3	0- 2	3- 0				
1- 5	0- 2	0- 1	HOME	0- 1	0- 1	1- 0				
1- 3	0- 1	0- 0	AWAY	0- 1	0- 1	1- 0				
2- 2	0- 1	0- 0	NEUTRAL	1- 1	0- 0	1- 0				
6- 4	0- 0	0- 0	CONFERENCE	0- 0	0- 0	6- 4				
5- 0	0- 0	0- 0	HOME	0- 0	0- 0	5- 0				
1- 4	0- 0	0- 0	AWAY	0- 0	0- 0	1- 4				
0- 0	0- 0	0- 0	NEUTRAL	0- 0	0- 0	0- 0				

RPI 1-25				RPI 26-50				RPI 51-100				RPI 101+ Team's RPI: 152			
RPI	S	Opponent	Score	RPI	S	Opponent	Score	RPI	S	Opponent	Score	RPI	S	Opponent	Score
3	H	Louisville	49 75	33	H	South Dakota St.	54 71	58	H	Belmont	51 67	118	A	Northern Colo.	65 68
10	H	NC State	58 78					66	N	Middle Tenn.	47 58	128	H	UT Martin	79 81
18	A	UCF	37 75					67	A	Virginia Tech	59 74	163	A	Mercer	58 65
24	N	Central Mich.	50 73					70	N	Maine	66 61	187	N	Saint Louis	71 61
												202	A	Hampton	58 50
												209	A	Furman	54 61
												209	H	Furman	73 53
												213	H	Liberty	75 60
												253	A	ETSU	54 64
												253	H	ETSU	76 67
												269	A	Wofford	60 64
												269	H	Wofford	89 82
												277	A	Samford	73 63
												310	H	UNC Greensboro	64 54
												334	H	Western Caro.	72 58
LAST 12 Division I GAMES:															
		70	N	Maine	66	61				277	A	Samford	73	63	
		269	A	Wofford	60	64				163	A	Mercer	58	65	
		209	A	Furman	54	61				209	H	Furman	73	53	
		253	A	ETSU	54	64				269	H	Wofford	89	82	
		310	H	UNC Greensboro	64	54				253	H	ETSU	76	67	
		334	H	Western Caro.	72	58				66	N	Middle Tenn.	47	58	

Non-Div I Games: Lee 61 55

Chattanooga

Loss, Non-Conf, S Site, H Home A Away N Neutral

Average RPI Win: 339		WON-LOST	WINNING	LAST 10	STRENGTH OF	OPP. STRENGTH	TEAM	ADJ.	CONF.	ADJ CONF.
Average RPI Loss: 229		RECORD	PCT. RANK	GAMES	SCHEDULE	OF SCHEDULE	RPI	RPI	RPI	RPI
DIV. I ONLY		1- 23	349	0- 1	299	345	349	349	30	30
DIV. I NON-CONF.		0- 13	336	0- 0	206	331	344	344	30	30
TOTALS	RPI 1-25		RPI 26-50		W-L RECORDS		RPI 51-100		RPI 101-150	RPI 150+
1- 23	0- 0		0- 0		OVERALL		0- 1		0- 3	1- 19
1- 10	0- 0		0- 0		HOME		0- 0		0- 1	1- 9
0- 12	0- 0		0- 0		AWAY		0- 1		0- 2	0- 9
0- 1	0- 0		0- 0		NEUTRAL		0- 0		0- 0	0- 1
0- 13	0- 0		0- 0		NON-CONFERENCE		0- 1		0- 3	0- 9
0- 5	0- 0		0- 0		HOME		0- 0		0- 1	0- 4
0- 7	0- 0		0- 0		AWAY		0- 1		0- 2	0- 4
0- 1	0- 0		0- 0		NEUTRAL		0- 0		0- 0	0- 1
1- 10	0- 0		0- 0		CONFERENCE		0- 0		0- 0	1- 10
1- 5	0- 0		0- 0		HOME		0- 0		0- 0	1- 5
0- 5	0- 0		0- 0		AWAY		0- 0		0- 0	0- 5
0- 0	0- 0		0- 0		NEUTRAL		0- 0		0- 0	0- 0

[illegible]

Non-Div I Games:

Chicago St.

Loss, Non-Conf, S Site, H Home A Away N Neutral

Average RPI Win:	190	WON-LOST	WINNING	LAST 10	STRENGTH OF	OPP. STRENGTH	TEAM	ADJ.	CONF.	ADJ CONF.
Average RPI Loss:	81	RECORD	PCT. RANK	GAMES	SCHEDULE	OF SCHEDULE	RPI	RPI	RPI	RPI
DIV. I ONLY	17- 9	88	1- 0	125	83	85	85	9	9	
DIV. I NON-CONF.	8- 5	119	0- 0	177	132	134	134	9	9	
TOTALS	RPI 1-25	RPI 26-50	W-L RECORDS	RPI 51-100	RPI 101-150	RPI 150+				
17- 9	0- 3	0- 1	OVERALL	3- 2	1- 1	13- 2				
13- 2	0- 1	0- 0	HOME	3- 1	0- 0	10- 0				
4- 7	0- 2	0- 1	AWAY	0- 1	1- 1	3- 2				
0- 0	0- 0	0- 0	NEUTRAL	0- 0	0- 0	0- 0				
8- 5	0- 0	0- 1	NON-CONFERENCE	2- 2	0- 1	6- 1				
7- 1	0- 0	0- 0	HOME	2- 1	0- 0	5- 0				
1- 4	0- 0	0- 1	AWAY	0- 1	0- 1	1- 1				
0- 0	0- 0	0- 0	NEUTRAL	0- 0	0- 0	0- 0				
9- 4	0- 3	0- 0	CONFERENCE	1- 0	1- 0	7- 1				
6- 1	0- 1	0- 0	HOME	1- 0	0- 0	5- 0				
3- 3	0- 2	0- 0	AWAY	0- 0	1- 0	2- 1				
0- 0	0- 0	0- 0	NEUTRAL	0- 0	0- 0	0- 0				

RPI 1-25				RPI 26-50				RPI 51-100				RPI 101+			
RPI	S	Opponent	Score	RPI	S	Opponent	Score	RPI	S	Opponent	Score	RPI	S	Opponent	Score
6	A	UConn	38 82	45	A	Miami (OH)	65 78	74	H	Old Dominion	72 76	123	A	Pittsburgh	48 65
6	H	UConn	55 65					92	A	Ohio St.	56 69	134	A	South Fla.	57 56
18	A	UCF	55 56					95	H	VCU	66 54	155	A	Tulsa	70 50
								97	H	Houston	68 57	155	H	Tulsa	74 47
								99	H	Yale	66 52	164	A	Temple	70 78
												164	H	Temple	72 52
												187	A	Saint Louis	51 50
												192	H	Xavier	79 61
												201	A	Memphis	89 69
												201	H	Memphis	80 56
												204	A	Ball St.	63 75
												226	H	SMU	69 57
												237	H	Howard	85 51
												250	H	Wichita St.	82 54
												253	H	ETSU	77 64
												260	H	Austin Peay	69 48
												324	H	Lipscomb	71 55
LAST 12 Division I GAMES:															
155	H	Tulsa	74 47	201	H	Memphis	80 56								
164	A	Temple	70 78	97	H	Houston	68 57								
201	A	Memphis	89 69	155	A	Tulsa	70 50								
250	H	Wichita St.	82 54	164	H	Temple	72 52								
6	H	UConn	55 65	18	A	UCF	55 56								
134	A	South Fla.	57 56	6	A	UConn	38 82								

Non-Div I Games:

Cincinnati

■ Loss,
 ■ Non-Conf, S Site,
 ■ Home
 ■ Away
 N Neutral

Average RPI Win:	133	WON-LOST	WINNING	LAST 10	STRENGTH OF	OPP. STRENGTH	TEAM	ADJ.	CONF.	ADJ CONF.
Average RPI Loss:	43	RECORD	PCT. RANK	GAMES	SCHEDULE	OF SCHEDULE	RPI	RPI	RPI	RPI
DIV. I ONLY	17- 9	88	1- 0	27	10	41	41	1	1	
DIV. I NON-CONF.	9- 4	85	1- 0	157	96	108	108	1	1	
TOTALS	RPI 1-25	RPI 26-50	W-L RECORDS	RPI 51-100	RPI 101-150	RPI 150+				
17- 9	3- 5	1- 2	OVERALL	1- 0	7- 2	5- 0				
11- 5	1- 3	1- 1	HOME	1- 0	3- 1	5- 0				
5- 3	2- 2	0- 0	AWAY	0- 0	3- 1	0- 0				
1- 1	0- 0	0- 1	NEUTRAL	0- 0	1- 0	0- 0				
9- 4	0- 1	0- 1	NON-CONFERENCE	1- 0	3- 2	5- 0				
8- 1	0- 0	0- 0	HOME	1- 0	2- 1	5- 0				
0- 2	0- 1	0- 0	AWAY	0- 0	0- 1	0- 0				
1- 1	0- 0	0- 1	NEUTRAL	0- 0	1- 0	0- 0				
8- 5	3- 4	1- 1	CONFERENCE	0- 0	4- 0	0- 0				
3- 4	1- 3	1- 1	HOME	0- 0	1- 0	0- 0				
5- 1	2- 1	0- 0	AWAY	0- 0	3- 0	0- 0				
0- 0	0- 0	0- 0	NEUTRAL	0- 0	0- 0	0- 0				

RPI 1-25				RPI 26-50				Team's RPI: 41				RPI 51-100				RPI 101+			
RPI	S	Opponent	Score	RPI	S	Opponent	Score	RPI	S	Opponent	Score	RPI	S	Opponent	Score	RPI	S	Opponent	Score
1	H	Notre Dame	63 101	29	H	North Carolina	64 70	58	H	Belmont	65 62	104	H	Virginia	71 65				
3	H	Louisville	44 76	38	H	Georgia Tech	71 61					117	A	Boston College	91 58				
10	A	NC State	51 54	40	N	Tennessee	66 78					121	A	Wake Forest	69 53				
12	H	Syracuse	75 84									123	A	Pittsburgh	65 59				
15	A	South Carolina	57 69									125	H	High Point	83 64				
17	A	Miami (FL)	76 67									138	A	Alabama	56 76				
20	A	Florida St.	57 45									142	H	Davidson	80 90				
20	H	Florida St.	73 68									143	H	Appalachian St.	87 48				
												148	N	Oklahoma	74 62				
												194	H	Marshall	68 54				
												196	H	Illinois	69 67				
												239	H	Rhode Island	80 67				
												269	H	Wofford	85 77				
												324	H	Lipscomb	68 26				
LAST 12 Division I GAMES:																			
148	N	Oklahoma	74 62	1	H	Notre Dame	63 101												
117	A	Boston College	91 58	10	A	NC State	51 54												
20	H	Florida St.	73 68	123	A	Pittsburgh	65 59												
29	H	North Carolina	64 70	38	H	Georgia Tech	71 61												
121	A	Wake Forest	69 53	20	A	Florida St.	57 45												
3	H	Louisville	44 76	17	A	Miami (FL)	76 67												

Non-Div I Games:

Clemson

Average RPI Win:	298	WON-LOST	WINNING	LAST 10	STRENGTH OF	OPP. STRENGTH	TEAM	ADJ.	CONF.	ADJ CONF.
Average RPI Loss:	137	RECORD	PCT. RANK	GAMES	SCHEDULE	OF SCHEDULE	RPI	RPI	RPI	RPI
DIV. I ONLY	8- 16	265	0- 1	259	223	284	284	20	20	
DIV. I NON-CONF.	1- 8	322	0- 0	115	225	301	301	17	17	
TOTALS	RPI 1-25	RPI 26-50	W-L RECORDS	RPI 51-100	RPI 101-150	RPI 150+				
8- 16	0- 0	0- 1	OVERALL	0- 4	0- 4	8- 7				
5- 6	0- 0	0- 0	HOME	0- 3	0- 1	5- 2				
3- 9	0- 0	0- 1	AWAY	0- 1	0- 2	3- 5				
0- 1	0- 0	0- 0	NEUTRAL	0- 0	0- 1	0- 0				
1- 8	0- 0	0- 1	NON-CONFERENCE	0- 1	0- 1	1- 5				
1- 2	0- 0	0- 0	HOME	0- 1	0- 0	1- 1				
0- 5	0- 0	0- 1	AWAY	0- 0	0- 0	0- 4				
0- 1	0- 0	0- 0	NEUTRAL	0- 0	0- 1	0- 0				
7- 8	0- 0	0- 0	CONFERENCE	0- 3	0- 3	7- 2				
4- 4	0- 0	0- 0	HOME	0- 2	0- 1	4- 1				
3- 4	0- 0	0- 0	AWAY	0- 1	0- 2	3- 1				
0- 0	0- 0	0- 0	NEUTRAL	0- 0	0- 0	0- 0				

RPI S	Opponent	Score	RPI S	Opponent	Score	RPI S	Opponent	Score	RPI S	Opponent	Score	Team's RPI: 284
35	A Ohio	54 72	63	A Green Bay	53 62	109	A Youngstown St.	55 73				
			63	H Green Bay	63 76	124	A IUPUI	36 64				
			75	H Wright St.	65 70	124	H IUPUI	50 75				
			79	H Toledo	60 65	147	N Tulane	72 81				
						157	H Illinois St.	67 63				
						159	H Bradley	65 67				
						183	A Milwaukee	53 59				
						183	H Milwaukee	60 78				
						190	A Eastern Mich.	63 69				
						194	A Marshall	64 86				
						204	A Ball St.	62 67				
						259	A San Diego	82 83				
						266	H Northern Ky.	76 47				
						306	A Oakland	64 62				
						306	H Oakland	98 90				
						333	A Detroit Mercy	67 49				
						333	H Detroit Mercy	67 51				
						340	A UIC	74 48				
						340	H UIC	71 53				
LAST 12 Division I GAMES:												
63	H Green Bay	63 76	109	A Youngstown St.	55 73							
183	H Milwaukee	60 78	75	H Wright St.	65 70							
124	A IUPUI	36 64	266	H Northern Ky.	76 47							
340	A UIC	74 48	183	A Milwaukee	53 59							
306	H Oakland	98 90	63	A Green Bay	53 62							
333	H Detroit Mercy	67 51	340	H UIC	71 53							

Non-Div I Games: Lake Erie 79 49 Salem (WV) 113 81

Cleveland St.

■ Loss,
■ Non-Conf,
■ S Site,
■ H Home
■ A Away
N Neutral

Average RPI Win: 252		WON-LOST	WINNING	LAST 10	STRENGTH OF	OPP. STRENGTH	TEAM	ADJ.	CONF.	ADJ CONF.
Average RPI Loss: 103		RECORD	PCT. RANK	GAMES	SCHEDULE	OF SCHEDULE	RPI	RPI	RPI	RPI
DIV. I ONLY		11- 10	154	1- 0	185	207	180	180	12	12
DIV. I NON-CONF.		6- 3	91	0- 0	294	298	178	178	14	14
TOTALS		RPI 1-25	RPI 26-50	W-L RECORDS	RPI 51-100	RPI 101-150	RPI 150+			
11- 10	0- 0		0- 1	OVERALL	0- 4	1- 3	10- 2			
7- 4	0- 0		0- 0	HOME	0- 2	1- 2	6- 0			
4- 4	0- 0		0- 0	AWAY	0- 1	0- 1	4- 2			
0- 2	0- 0		0- 1	NEUTRAL	0- 1	0- 0	0- 0			
6- 3	0- 0		0- 1	NON-CONFERENCE	0- 1	0- 0	6- 1			
4- 0	0- 0		0- 0	HOME	0- 0	0- 0	4- 0			
2- 1	0- 0		0- 0	AWAY	0- 0	0- 0	2- 1			
0- 2	0- 0		0- 1	NEUTRAL	0- 1	0- 0	0- 0			
5- 7	0- 0		0- 0	CONFERENCE	0- 3	1- 3	4- 1			
3- 4	0- 0		0- 0	HOME	0- 2	1- 2	2- 0			
2- 3	0- 0		0- 0	AWAY	0- 1	0- 1	2- 1			
0- 0	0- 0		0- 0	NEUTRAL	0- 0	0- 0	0- 0			

RPI 1-25				RPI 26-50				RPI 51-100				RPI 101+				Team's RPI: 180	
RPI	S	Opponent	Score	RPI	S	Opponent	Score	RPI	S	Opponent	Score	RPI	S	Opponent	Score		
				37	N	Rice	52 56	53	N	Auburn	78 84	105	H	South Alabama	78 88		
								61	H	Little Rock	47 60	107	H	Troy	81 82		
								90	A	UT Arlington	53 79	143	A	Appalachian St.	53 67		
								90	H	UT Arlington	64 67	143	H	Appalachian St.	74 66		
												167	A	UC Riverside	43 62		
												173	A	Texas St.	58 73		
												173	H	Texas St.	77 70		
												184	H	Arkansas St.	88 72		
												201	H	Memphis	90 71		
												220	H	Bowling Green	81 80		
												245	A	Louisiana	76 58		
												308	H	South Carolina St.	57 44		
												310	A	UNC Greensboro	78 71		
												312	A	La.-Monroe	79 54		
												334	H	Western Caro.	77 59		
												341	A	N.C. Central	89 66		
LAST 12 Division I GAMES:																	
				143	H	Appalachian St.	74 66	61	H	Little Rock	47 60						
				173	H	Texas St.	77 70	143	A	Appalachian St.	53 67						
				90	H	UT Arlington	64 67	90	A	UT Arlington	53 79						
				245	A	Louisiana	76 58	173	A	Texas St.	58 73						
				312	A	La.-Monroe	79 54	105	H	South Alabama	78 88						
				184	H	Arkansas St.	88 72	107	H	Troy	81 82						

Non-Div I Games:	N.C. Wesleyan	126	65	Meredith	128	39
------------------	---------------	-----	----	----------	-----	----

Coastal Caro.

Loss, Non-Conf, S Site, H Home A Away N Neutral

Average RPI Win:	251	WON-LOST	WINNING	LAST 10	STRENGTH OF	OPP. STRENGTH	TEAM	ADJ.	CONF.	ADJ CONF.
Average RPI Loss:	166	RECORD	PCT. RANK	GAMES	SCHEDULE	OF SCHEDULE	RPI	RPI	RPI	RPI
DIV. I ONLY	6- 17	293	0- 1	178	268	288	288	10	10	
DIV. I NON-CONF.	3- 7	256	0- 0	306	351	333	333	10	10	
TOTALS	RPI 1-25	RPI 26-50	W-L RECORDS	RPI 51-100	RPI 101-150	RPI 150+				
6- 17	0- 0	0- 2	OVERALL	0- 2	0- 5	6- 8				
4- 7	0- 0	0- 1	HOME	0- 1	0- 1	4- 4				
2- 10	0- 0	0- 1	AWAY	0- 1	0- 4	2- 4				
0- 0	0- 0	0- 0	NEUTRAL	0- 0	0- 0	0- 0				
3- 7	0- 0	0- 0	NON-CONFERENCE	0- 0	0- 1	3- 6				
2- 3	0- 0	0- 0	HOME	0- 0	0- 0	2- 3				
1- 4	0- 0	0- 0	AWAY	0- 0	0- 1	1- 3				
0- 0	0- 0	0- 0	NEUTRAL	0- 0	0- 0	0- 0				
3- 10	0- 0	0- 2	CONFERENCE	0- 2	0- 4	3- 2				
2- 4	0- 0	0- 1	HOME	0- 1	0- 1	2- 1				
1- 6	0- 0	0- 1	AWAY	0- 1	0- 3	1- 1				
0- 0	0- 0	0- 0	NEUTRAL	0- 0	0- 0	0- 0				

RPI	S	Opponent	Score	RPI	S	Opponent	Score	RPI	S	Opponent	Score	RPI	S	Opponent	Score	Team's RPI: 288
36	A	James Madison	35 76	72	A	Drexel	53 76	113	A	UNCW	49 71	116	A	Towson	61 87	
36	H	James Madison	50 91	88	H	Northeastern	56 87	116	H	Towson	61 77	143	A	Appalachian St.	66 80	
								146	A	Delaware	50 74	160	A	William & Mary	66 54	
								160	H	William & Mary	79 77	209	H	Furman	67 70	
								211	A	Elon	68 76	211	H	Elon	52 72	
								221	A	George Mason	52 66	222	A	Campbell	65 66	
								251	H	Hofstra	70 62	269	A	Wofford	58 78	
								281	H	Winthrop	64 71	301	H	Charleston So.	79 52	
								308	H	South Carolina St.	75 51	324	A	Lipscomb	65 63	
								330	H	Presbyterian	65 71					
LAST 12 Division I GAMES:																
116	A	Towson	61 87	146	A	Delaware	50 74									
36	A	James Madison	35 76	72	A	Drexel	53 76									
211	H	Elon	52 72	36	H	James Madison	50 91									
160	H	William & Mary	79 77	116	H	Towson	61 77									
251	H	Hofstra	70 62	160	A	William & Mary	66 54									
88	H	Northeastern	56 87	211	A	Elon	68 76									

Non-Div I Games: North Greenville 95 62

Col. of Charleston

■ Loss,
 ■ Non-Conf,
 ■ S Site,
 ■ H Home
 ■ A Away
 N Neutral

Average RPI Win: 271	WON-LOST	WINNING	LAST 10	STRENGTH OF	OPP. STRENGTH	TEAM	ADJ.	CONF.	ADJ CONF.
Average RPI Loss: 164	RECORD	PCT. RANK	GAMES	SCHEDULE	OF SCHEDULE	RPI	RPI	RPI	RPI
DIV. I ONLY	9- 15	244	0- 1	228	264	255	255	18	18
DIV. I NON-CONF.	4- 6	212	0- 0	323	340	300	300	22	22
TOTALS	RPI 1-25	RPI 26-50	W-L RECORDS	RPI 51-100	RPI 101-150	RPI 150+			
9- 15	0- 0	0- 2	OVERALL	0- 3	0- 3	9- 7			
5- 6	0- 0	0- 1	HOME	0- 1	0- 1	5- 3			
4- 9	0- 0	0- 1	AWAY	0- 2	0- 2	4- 4			
0- 0	0- 0	0- 0	NEUTRAL	0- 0	0- 0	0- 0			
4- 6	0- 0	0- 0	NON-CONFERENCE	0- 1	0- 1	4- 4			
3- 1	0- 0	0- 0	HOME	0- 0	0- 0	3- 1			
1- 5	0- 0	0- 0	AWAY	0- 1	0- 1	1- 3			
0- 0	0- 0	0- 0	NEUTRAL	0- 0	0- 0	0- 0			
5- 9	0- 0	0- 2	CONFERENCE	0- 2	0- 2	5- 3			
2- 5	0- 0	0- 1	HOME	0- 1	0- 1	2- 2			
3- 4	0- 0	0- 1	AWAY	0- 1	0- 1	3- 1			
0- 0	0- 0	0- 0	NEUTRAL	0- 0	0- 0	0- 0			

RPI S	Opponent	Score	RPI S	Opponent	Score	RPI S	Opponent	Score	RPI S	Opponent	Score	Team's RPI: 255
48	A Bucknell	58 76	48	H Bucknell	62 90	84	A American	57 76	115	A Dayton	58 67	
						84	H American	66 71	140	A Lehigh	58 86	
						99	A Yale	61 80	140	H Lehigh	63 75	
									156	A Boston U.	81 72	
									156	H Boston U.	53 61	
									200	A Holy Cross	70 67	
									221	A George Mason	61 64	
									233	A Navy	52 67	
									233	H Navy	49 62	
									246	A Niagara	69 74	
									248	H Columbia	84 71	
									267	A Army West Point	70 58	
									279	H Canisius	67 53	
									285	A Siena	53 55	
									289	H Loyola Maryland	73 64	
									321	H NJIT	53 71	
									326	H Lafayette	60 49	
									327	A UMass Lowell	61 52	
									345	H Fairleigh Dickinson	71 52	
LAST 12 Division I GAMES:												
140	H Lehigh	63 75	289	H Loyola Maryland	73 64							
48	A Bucknell	58 76	140	A Lehigh	58 86							
156	H Boston U.	53 61	48	H Bucknell	62 90							
233	A Navy	52 67	156	A Boston U.	81 72							
84	H American	66 71	233	H Navy	49 62							
267	A Army West Point	70 58	326	H Lafayette	60 49							

Non-Div I Games:

Colgate

■ Loss,
 ■ Non-Conf,
 ■ S Site,
 ■ H Home
 ■ A Away
 N Neutral

Colorado

Through Games Of Feb. 20, 2019

Average RPI Win:	186	WON-LOST	WINNING	LAST 10	STRENGTH OF	OPP. STRENGTH	TEAM	ADJ.	CONF.	ADJ CONF.
Average RPI Loss:	51	RECORD	PCT. RANK	GAMES	SCHEDULE	OF SCHEDULE	RPI	RPI	RPI	RPI
DIV. I ONLY	11- 14	208	0- 1	54	40	141	141	2	2	
DIV. I NON-CONF.	10- 1	17	0- 0	214	166	44	44	2	2	
TOTALS	RPI 1-25	RPI 26-50	W-L RECORDS	RPI 51-100	RPI 101-150	RPI 150+				
11- 14	0- 6	1- 2	OVERALL	1- 4	2- 1	7- 1				
9- 6	0- 2	1- 2	HOME	1- 2	2- 0	5- 0				
1- 8	0- 4	0- 0	AWAY	0- 2	0- 1	1- 1				
1- 0	0- 0	0- 0	NEUTRAL	0- 0	0- 0	1- 0				
10- 1	0- 1	1- 0	NON-CONFERENCE	0- 0	2- 0	7- 0				
8- 0	0- 0	1- 0	HOME	0- 0	2- 0	5- 0				
1- 1	0- 1	0- 0	AWAY	0- 0	0- 0	1- 0				
1- 0	0- 0	0- 0	NEUTRAL	0- 0	0- 0	1- 0				
1- 13	0- 5	0- 2	CONFERENCE	1- 4	0- 1	0- 1				
1- 6	0- 2	0- 2	HOME	1- 2	0- 0	0- 0				
0- 7	0- 3	0- 0	AWAY	0- 2	0- 1	0- 1				
0- 0	0- 0	0- 0	NEUTRAL	0- 0	0- 0	0- 0				

RPI	S	Opponent	Score	RPI	S	Opponent	Score	RPI	S	Opponent	Score	RPI	S	Opponent	Score	Team's RPI: 141
4	A	Oregon	43 102	29	H	North Carolina	86 74	56	H	Southern California	81 76	118	H	Northern Colo.	77 69	
5	H	Stanford	69 80	42	H	UCLA	60 64	57	A	Utah	59 78	120	H	Pepperdine	80 65	
14	A	Arizona St.	49 66	47	H	California	60 80	57	H	Utah	61 76	129	A	Washington St.	48 74	
14	H	Arizona St.	70 76					73	A	Arizona	51 63	161	A	Washington	58 68	
17	A	Miami (FL)	58 73					73	H	Arizona	67 69	197	H	Prairie View	79 38	
22	A	Oregon St.	65 89									199	N	Utah St.	78 68	
												233	H	Navy	59 43	
												235	A	Nevada	65 52	
												275	H	Colorado St.	59 40	
												277	H	Samford	81 39	
												305	H	San Jose St.	76 64	
LAST 12 Division I GAMES:																
73	A	Arizona	51 63	47	H	California	60 80									
14	A	Arizona St.	49 66	5	H	Stanford	69 80									
56	H	Southern California	81 76	57	A	Utah	59 78									
42	H	UCLA	60 64	129	A	Washington St.	48 74									
4	A	Oregon	43 102	161	A	Washington	58 68									
22	A	Oregon St.	65 89	14	H	Arizona St.	70 76									

Non-Div I Games:

Colorado

Loss, Non-Conf, S Site, H Home A Away N Neutral

Average RPI Win:	234	WON-LOST	WINNING	LAST 10	STRENGTH OF	OPP. STRENGTH	TEAM	ADJ.	CONF.	ADJ CONF.
Average RPI Loss:	132	RECORD	PCT. RANK	GAMES	SCHEDULE	OF SCHEDULE	RPI	RPI	RPI	RPI
DIV. I ONLY	6- 16	288	0- 1	127	130	275	275	15	15	
DIV. I NON-CONF.	4- 5	190	0- 0	41	126	156	156	13	13	
TOTALS	RPI 1-25	RPI 26-50	W-L RECORDS	RPI 51-100	RPI 101-150	RPI 150+				
6- 16	0- 2	0- 2	OVERALL	0- 4	0- 2	6- 6				
6- 7	0- 1	0- 1	HOME	0- 1	0- 1	6- 3				
0- 9	0- 1	0- 1	AWAY	0- 3	0- 1	0- 3				
0- 0	0- 0	0- 0	NEUTRAL	0- 0	0- 0	0- 0				
4- 5	0- 2	0- 1	NON-CONFERENCE	0- 0	0- 2	4- 0				
4- 2	0- 1	0- 0	HOME	0- 0	0- 1	4- 0				
0- 3	0- 1	0- 1	AWAY	0- 0	0- 1	0- 0				
0- 0	0- 0	0- 0	NEUTRAL	0- 0	0- 0	0- 0				
2- 11	0- 0	0- 1	CONFERENCE	0- 4	0- 0	2- 6				
2- 5	0- 0	0- 1	HOME	0- 1	0- 0	2- 3				
0- 6	0- 0	0- 0	AWAY	0- 3	0- 0	0- 3				
0- 0	0- 0	0- 0	NEUTRAL	0- 0	0- 0	0- 0				

RPI 1-25				RPI 26-50				RPI 51-100				RPI 101+ Team's RPI: 275			
RPI	S	Opponent	Score	RPI	S	Opponent	Score	RPI	S	Opponent	Score	RPI	S	Opponent	Score
13	A	Gonzaga	39 50	27	A	BYU	42 51	51	A	Boise St.	57 70	118	H	Northern Colo.	47 53
14	H	Arizona St.	39 70	44	H	Wyoming	49 60	55	A	New Mexico	58 70	141	A	Colorado	40 59
								89	A	Fresno St.	54 57	171	H	Denver	84 79
								89	H	Fresno St.	55 66	199	H	Utah St.	53 72
												208	A	San Diego St.	45 54
												215	H	UNLV	52 49
												225	H	Cornell	56 53
												235	A	Nevada	57 68
												235	H	Nevada	38 62
												238	H	Northern Ariz.	65 54
												273	H	North Florida	61 59
												282	A	Air Force	48 63
												282	H	Air Force	55 48
												305	H	San Jose St.	70 78
LAST 12 Division I GAMES:															
305	H	San Jose St.	70 78	89	A	Fresno St.	54 57								
208	A	San Diego St.	45 54	235	H	Nevada	38 62								
44	H	Wyoming	49 60	199	H	Utah St.	53 72								
235	A	Nevada	57 68	55	A	New Mexico	58 70								
282	H	Air Force	55 48	282	A	Air Force	48 63								
51	A	Boise St.	57 70	89	H	Fresno St.	55 66								

Non-Div I Games: Chadron St. 91 38 Eastern N.M. 72 46

Colorado St.

Average RPI Win: 208	WON-LOST	WINNING	LAST 10	STRENGTH OF	OPP. STRENGTH	TEAM	ADJ.	CONF.	ADJ CONF.
Average RPI Loss: 170	RECORD	PCT. RANK	GAMES	SCHEDULE	OF SCHEDULE	RPI	RPI	RPI	RPI
DIV. I ONLY	7- 14	265	1- 0	166	212	248	248	11	11
DIV. I NON-CONF.	4- 9	252	0- 0	233	256	265	265	11	11
TOTALS	RPI 1-25	RPI 26-50	W-L RECORDS	RPI 51-100	RPI 101-150	RPI 150+			
7- 14	0- 0	0- 0	OVERALL	1- 4	0- 2	6- 8			
4- 6	0- 0	0- 0	HOME	1- 3	0- 0	3- 3			
3- 8	0- 0	0- 0	AWAY	0- 1	0- 2	3- 5			
0- 0	0- 0	0- 0	NEUTRAL	0- 0	0- 0	0- 0			
4- 9	0- 0	0- 0	NON-CONFERENCE	0- 1	0- 2	4- 6			
2- 3	0- 0	0- 0	HOME	0- 1	0- 0	2- 2			
2- 6	0- 0	0- 0	AWAY	0- 0	0- 2	2- 4			
0- 0	0- 0	0- 0	NEUTRAL	0- 0	0- 0	0- 0			
3- 5	0- 0	0- 0	CONFERENCE	1- 3	0- 0	2- 2			
2- 3	0- 0	0- 0	HOME	1- 2	0- 0	1- 1			
1- 2	0- 0	0- 0	AWAY	0- 1	0- 0	1- 1			
0- 0	0- 0	0- 0	NEUTRAL	0- 0	0- 0	0- 0			

RPI S	Opponent	Score	RPI S	Opponent	Score	RPI S	Opponent	Score	RPI S	Opponent	Score	Team's RPI: 248
						64	H Penn	60 72	117	A Boston College	60 74	
						77	H Princeton	64 79	122	A Fordham	49 68	
						87	H Harvard	75 65	163	A Mercer	72 68	
						97	H Houston	72 83	183	A Milwaukee	65 78	
						99	A Yale	61 69	196	A Illinois	69 76	
									202	H Hampton	88 63	
									217	H Dartmouth	69 70	
									225	A Cornell	51 60	
									225	H Cornell	65 57	
									227	H Albany (NY)	58 62	
									242	A Saint Joseph's	61 68	
									251	A Hofstra	65 63	
									255	A Colgate	71 84	
									256	H Cal St. Fullerton	58 61	
									264	A Brown	83 81	
									267	H Army West Point	70 49	
LAST 12 Division I GAMES:												
264	A Brown	83 81	225	H Cornell	65 57							
99	A Yale	61 69	225	A Cornell	51 60							
217	H Dartmouth	69 70	163	A Mercer	72 68							
87	H Harvard	75 65	202	H Hampton	88 63							
64	H Penn	60 72	227	H Albany (NY)	58 62							
77	H Princeton	64 79	122	A Fordham	49 68							

Non-Div I Games:

Columbia

■ Loss,
 ■ Non-Conf,
 ■ S Site,
 ■ H Home
 ■ A Away
 N Neutral

Average RPI Win:	345	WON-LOST	WINNING	LAST 10	STRENGTH OF	OPP. STRENGTH	TEAM	ADJ.	CONF.	ADJ CONF.
Average RPI Loss:	189	RECORD	PCT. RANK	GAMES	SCHEDULE	OF SCHEDULE	RPI	RPI	RPI	RPI
DIV. I ONLY	2- 22	347	0- 1	164	334	328	328	32	32	
DIV. I NON-CONF.	0- 12	336	0- 0	13	172	235	235	32	32	
TOTALS	RPI 1-25	RPI 26-50	W-L RECORDS	RPI 51-100	RPI 101-150	RPI 150+				
2- 22	0- 2	0- 2	OVERALL	0- 2	0- 3	2- 13				
1- 6	0- 0	0- 0	HOME	0- 0	0- 0	1- 6				
1- 15	0- 2	0- 2	AWAY	0- 2	0- 2	1- 7				
0- 1	0- 0	0- 0	NEUTRAL	0- 0	0- 1	0- 0				
0- 12	0- 2	0- 2	NON-CONFERENCE	0- 2	0- 3	0- 3				
0- 1	0- 0	0- 0	HOME	0- 0	0- 0	0- 1				
0- 10	0- 2	0- 2	AWAY	0- 2	0- 2	0- 2				
0- 1	0- 0	0- 0	NEUTRAL	0- 0	0- 1	0- 0				
2- 10	0- 0	0- 0	CONFERENCE	0- 0	0- 0	2- 10				
1- 5	0- 0	0- 0	HOME	0- 0	0- 0	1- 5				
1- 5	0- 0	0- 0	AWAY	0- 0	0- 0	1- 5				
0- 0	0- 0	0- 0	NEUTRAL	0- 0	0- 0	0- 0				

RPI 1-25				RPI 26-50				RPI 51-100				RPI 101+				Team's RPI: 328	
RPI	S	Opponent	Score	RPI	S	Opponent	Score	RPI	S	Opponent	Score	RPI	S	Opponent	Score		
7	A	Mississippi St.	38 110	35	A	Ohio	62 87	71	A	FGCU	61 93	102	A	Minnesota	52 84		
16	A	Maryland	36 93	50	A	West Virginia	37 78	74	A	Old Dominion	51 81	104	A	Virginia	41 55		
												114	N	UAB	61 86		
												182	A	UMES	54 74		
												194	A	Marshall	67 88		
												195	A	N.C. A&T	42 66		
												216	H	Bethune-Cookman	65 71		
												246	A	Niagara	69 71		
												270	H	Norfolk St.	63 68		
												302	H	Morgan St.	57 74		
												308	A	South Carolina St.	55 60		
												308	H	South Carolina St.	59 75		
												319	H	UMBC	52 57		
												341	A	N.C. Central	57 62		
												343	A	Delaware St.	71 57		
												347	H	Florida A&M	73 53		
												348	A	Savannah St.	57 68		
												348	H	Savannah St.	70 76		
LAST 12 Division I GAMES:																	
182	A	UMES	54 74	195	A	N.C. A&T	42 66										
308	A	South Carolina St.	55 60	341	A	N.C. Central	57 62										
348	A	Savannah St.	57 68	308	H	South Carolina St.	59 75										
302	H	Morgan St.	57 74	270	H	Norfolk St.	63 68										
216	H	Bethune-Cookman	65 71	343	A	Delaware St.	71 57										
347	H	Florida A&M	73 53	348	H	Savannah St.	70 76										

Non-Div I Games:

Coppin St.

■ Loss,
 ■ Non-Conf,
 ■ S Site,
 ■ Home
 ■ A Away
 N Neutral

Average RPI Win: 252	WON-LOST	WINNING	LAST 10	STRENGTH OF	OPP. STRENGTH	TEAM	ADJ.	CONF.	ADJ CONF.
Average RPI Loss: 162	RECORD	PCT. RANK	GAMES	SCHEDULE	OF SCHEDULE	RPI	RPI	RPI	RPI
DIV. I ONLY	9- 10	195	1- 0	257	234	225	225	11	11
DIV. I NON-CONF.	6- 5	143	0- 0	302	324	209	209	11	11
TOTALS	RPI 1-25	RPI 26-50	W-L RECORDS	RPI 51-100	RPI 101-150	RPI 150+			
9- 10	0- 0	0- 0	OVERALL	1- 3	0- 3	8- 4			
6- 4	0- 0	0- 0	HOME	0- 3	0- 0	6- 1			
3- 6	0- 0	0- 0	AWAY	1- 0	0- 3	2- 3			
0- 0	0- 0	0- 0	NEUTRAL	0- 0	0- 0	0- 0			
6- 5	0- 0	0- 0	NON-CONFERENCE	0- 0	0- 3	6- 2			
5- 0	0- 0	0- 0	HOME	0- 0	0- 0	5- 0			
1- 5	0- 0	0- 0	AWAY	0- 0	0- 3	1- 2			
0- 0	0- 0	0- 0	NEUTRAL	0- 0	0- 0	0- 0			
3- 5	0- 0	0- 0	CONFERENCE	1- 3	0- 0	2- 2			
1- 4	0- 0	0- 0	HOME	0- 3	0- 0	1- 1			
2- 1	0- 0	0- 0	AWAY	1- 0	0- 0	1- 1			
0- 0	0- 0	0- 0	NEUTRAL	0- 0	0- 0	0- 0			

RPI 1-25				RPI 26-50				RPI 51-100				RPI 101+				Team's RPI: 225	
RPI	S	Opponent	Score	RPI	S	Opponent	Score	RPI	S	Opponent	Score	RPI	S	Opponent	Score		
								64	H	Penn	46	59	102	A	Minnesota	45	65
								77	H	Princeton	46	75	140	A	Lehigh	54	67
								87	H	Harvard	61	68	150	A	Stony Brook	61	63
								99	A	Yale	43	41	202	H	Hampton	79	53
													217	H	Dartmouth	56	63
													227	H	Albany (NY)	48	34
													230	H	St. Bonaventure	58	44
													248	A	Columbia	57	65
													248	H	Columbia	60	51
													258	A	Binghamton	61	72
													264	A	Brown	65	53
													275	A	Colorado St.	53	56
													326	A	Lafayette	62	59
													327	H	UMass Lowell	63	54
													343	H	Delaware St.	94	59
LAST 12 Division I GAMES:																	
				99	A	Yale	43	41	248	A	Columbia	57	65				
				264	A	Brown	65	53	248	H	Columbia	60	51				
				87	H	Harvard	61	68	230	H	St. Bonaventure	58	44				
				217	H	Dartmouth	56	63	202	H	Hampton	79	53				
				77	H	Princeton	46	75	326	A	Lafayette	62	59				
				64	H	Penn	46	59	343	H	Delaware St.	94	59				

Non-Div I Games:

Cornell

■ Loss,
 ■ Non-Conf,
 ■ S Site,
 ■ H Home
 ■ A Away
 N Neutral

Average RPI Win: 169	WON-LOST	WINNING	LAST 10	STRENGTH OF	OPP. STRENGTH	TEAM	ADJ.	CONF.	ADJ CONF.
Average RPI Loss: 59	RECORD	PCT. RANK	GAMES	SCHEDULE	OF SCHEDULE	RPI	RPI	RPI	RPI
DIV. I ONLY	12- 14	197	1- 0	57	41	112	112	6	6
DIV. I NON-CONF.	6- 5	143	0- 0	101	44	94	94	4	4
TOTALS	RPI 1-25	RPI 26-50	W-L RECORDS	RPI 51-100	RPI 101-150	RPI 150+			
12- 14	0- 3	1- 4	OVERALL	2- 5	3- 2	6- 0			
5- 6	0- 1	0- 2	HOME	2- 2	1- 1	2- 0			
5- 8	0- 2	1- 2	AWAY	0- 3	1- 1	3- 0			
2- 0	0- 0	0- 0	NEUTRAL	0- 0	1- 0	1- 0			
6- 5	0- 2	0- 2	NON-CONFERENCE	1- 1	1- 0	4- 0			
2- 2	0- 1	0- 1	HOME	1- 0	0- 0	1- 0			
2- 3	0- 1	0- 1	AWAY	0- 1	0- 0	2- 0			
2- 0	0- 0	0- 0	NEUTRAL	0- 0	1- 0	1- 0			
6- 9	0- 1	1- 2	CONFERENCE	1- 4	2- 2	2- 0			
3- 4	0- 0	0- 1	HOME	1- 2	1- 1	1- 0			
3- 5	0- 1	1- 1	AWAY	0- 2	1- 1	1- 0			
0- 0	0- 0	0- 0	NEUTRAL	0- 0	0- 0	0- 0			

RPI 1-25				RPI 26-50				RPI 51-100				RPI 101+ Team's RPI: 112			
RPI	S	Opponent	Score	RPI	S	Opponent	Score	RPI	S	Opponent	Score	RPI	S	Opponent	Score
9	A	Marquette	67 85	26	A	DePaul	85 82	62	A	Butler	46 66	103	A	St. John's (NY)	65 63
19	H	Drake	69 85	32	H	South Dakota	65 77	62	H	Butler	43 75	103	H	St. John's (NY)	45 51
20	A	Florida St.	52 71	33	A	South Dakota St.	48 74	78	A	UNI	55 65	126	A	Seton Hall	75 82
				43	A	Villanova	62 67	86	H	Nebraska	74 65	126	H	Seton Hall	80 71
				43	H	Villanova	52 54	94	A	Georgetown	53 62	134	N	South Fla.	83 76
								94	H	Georgetown	65 38	191	N	Vanderbilt	75 55
								100	H	Providence	63 77	192	A	Xavier	53 52
												192	H	Xavier	66 62
												250	A	Wichita St.	83 71
												317	H	Omaha	66 51
												320	A	North Dakota St.	86 51
LAST 12 Division I GAMES:															
192	A	Xavier	53 52	100	H	Providence	63 77								
62	A	Butler	46 66	62	H	Butler	43 75								
126	H	Seton Hall	80 71	192	H	Xavier	66 62								
103	H	St. John's (NY)	45 51	103	A	St. John's (NY)	65 63								
43	A	Villanova	62 67	126	A	Seton Hall	75 82								
94	A	Georgetown	53 62	94	H	Georgetown	65 38								

Non-Div I Games:

Creighton

■ Loss,
■ Non-Conf,
■ S Site,
■ H Home
■ A Away
N Neutral

Average RPI Win:	264	WON-LOST	WINNING	LAST 10	STRENGTH OF	OPP. STRENGTH	TEAM	ADJ.	CONF.	ADJ CONF.
Average RPI Loss:	131	RECORD	PCT. RANK	GAMES	SCHEDULE	OF SCHEDULE	RPI	RPI	RPI	RPI
DIV. I ONLY	10- 11	192	0- 1	276	159	217	217	11	11	
DIV. I NON-CONF.	7- 6	153	0- 1	320	229	250	250	11	11	
TOTALS	RPI 1-25	RPI 26-50	W-L RECORDS	RPI 51-100	RPI 101-150	RPI 150+				
10- 11	0- 0	0- 1	OVERALL	0- 6	0- 1	10- 3				
5- 4	0- 0	0- 1	HOME	0- 3	0- 0	5- 0				
5- 5	0- 0	0- 0	AWAY	0- 2	0- 1	5- 2				
0- 2	0- 0	0- 0	NEUTRAL	0- 1	0- 0	0- 1				
7- 6	0- 0	0- 1	NON-CONFERENCE	0- 1	0- 1	7- 3				
5- 1	0- 0	0- 1	HOME	0- 0	0- 0	5- 0				
2- 3	0- 0	0- 0	AWAY	0- 0	0- 1	2- 2				
0- 2	0- 0	0- 0	NEUTRAL	0- 1	0- 0	0- 1				
3- 5	0- 0	0- 0	CONFERENCE	0- 5	0- 0	3- 0				
0- 3	0- 0	0- 0	HOME	0- 3	0- 0	0- 0				
3- 2	0- 0	0- 0	AWAY	0- 2	0- 0	3- 0				
0- 0	0- 0	0- 0	NEUTRAL	0- 0	0- 0	0- 0				

RPI 1-25				RPI 26-50				RPI 51-100				RPI 101+ Team's RPI: 217			
RPI	S	Opponent	Score	RPI	S	Opponent	Score	RPI	S	Opponent	Score	RPI	S	Opponent	Score
				39	H	Buffalo	69 75	64	H	Penn	44 60	117	A	Boston College	68 99
								66	N	Middle Tenn.	58 70	156	H	Boston U.	64 44
								77	H	Princeton	75 82	225	A	Cornell	63 56
								87	A	Harvard	46 56	248	A	Columbia	70 69
								87	H	Harvard	57 73	256	A	Cal St. Fullerton	62 67
								99	A	Yale	49 64	258	H	Binghamton	63 39
												259	A	San Diego	76 78
												264	A	Brown	81 61
												272	A	Vermont	66 42
												289	H	Loyola Maryland	54 41
												291	N	UC Santa Barbara	56 62
												294	H	Fairfield	59 46
												309	A	New Hampshire	62 42
												327	H	UMass Lowell	70 54
LAST 12 Division I GAMES:															
291	N	UC Santa Barbara	56 62	264	A	Brown	81 61								
77	H	Princeton	75 82	87	H	Harvard	57 73								
64	H	Penn	44 60	87	A	Harvard	46 56								
248	A	Columbia	70 69	258	H	Binghamton	63 39								
225	A	Cornell	63 56	117	A	Boston College	68 99								
99	A	Yale	49 64	309	A	New Hampshire	62 42								

Non-Div I Games:

Dartmouth

■ Loss,
■ Non-Conf,
■ S Site,
■ H Home
■ A Away
N Neutral

Davidson

Through Games Of Feb. 20, 2019

Average RPI Win:	207	WON-LOST	WINNING	LAST 10	STRENGTH OF	OPP. STRENGTH	TEAM	ADJ.	CONF.	ADJ CONF.
Average RPI Loss:	154	RECORD	PCT. RANK	GAMES	SCHEDULE	OF SCHEDULE	RPI	RPI	RPI	RPI
DIV. I ONLY	14- 11	139	0- 1	201	161	142	142	17	17	
DIV. I NON-CONF.	5- 7	206	0- 0	144	146	167	167	16	16	
TOTALS	RPI 1-25	RPI 26-50	W-L RECORDS	RPI 51-100	RPI 101-150	RPI 150+				
14- 11	0- 1	1- 0	OVERALL	0- 1	2- 4	11- 5				
7- 3	0- 0	0- 0	HOME	0- 0	1- 2	6- 1				
7- 8	0- 1	1- 0	AWAY	0- 1	1- 2	5- 4				
0- 0	0- 0	0- 0	NEUTRAL	0- 0	0- 0	0- 0				
5- 7	0- 1	1- 0	NON-CONFERENCE	0- 1	1- 2	3- 3				
3- 1	0- 0	0- 0	HOME	0- 0	1- 1	2- 0				
2- 6	0- 1	1- 0	AWAY	0- 1	0- 1	1- 3				
0- 0	0- 0	0- 0	NEUTRAL	0- 0	0- 0	0- 0				
9- 4	0- 0	0- 0	CONFERENCE	0- 0	1- 2	8- 2				
4- 2	0- 0	0- 0	HOME	0- 0	0- 1	4- 1				
5- 2	0- 0	0- 0	AWAY	0- 0	1- 1	4- 1				
0- 0	0- 0	0- 0	NEUTRAL	0- 0	0- 0	0- 0				

RPI 1-25				RPI 26-50				RPI 51-100				RPI 101+ Team's RPI: 142			
RPI	S	Opponent	Score	RPI	S	Opponent	Score	RPI	S	Opponent	Score	RPI	S	Opponent	Score
10	A	NC State	45 75	41	A	Clemson	90 80	77	A	Princeton	57 65	115	A	Dayton	69 83
												122	A	Fordham	60 56
												122	H	Fordham	42 58
												125	H	High Point	71 62
												135	A	Charlotte	66 78
												143	H	Appalachian St.	78 81
												151	A	Duquesne	62 47
												160	H	William & Mary	76 65
												177	A	UNC Asheville	56 69
												193	A	George Washington	62 42
												211	A	Elon	72 73
												221	H	George Mason	67 59
												230	H	St. Bonaventure	67 55
												232	A	Gardner-Webb	49 54
												234	A	Massachusetts	64 49
												234	H	Massachusetts	58 70
												239	A	Rhode Island	77 67
												242	A	Saint Joseph's	54 66
												262	H	Richmond	78 55
												293	H	La Salle	80 61
												301	A	Charleston So.	72 34
												330	H	Presbyterian	83 56
LAST 12 Division I GAMES:															
115	A	Dayton	69 83	193	A	George Washington	62 42								
234	A	Massachusetts	64 49	122	A	Fordham	60 56								
122	H	Fordham	42 58	234	H	Massachusetts	58 70								
230	H	St. Bonaventure	67 55	262	H	Richmond	78 55								
242	A	Saint Joseph's	54 66	239	A	Rhode Island	77 67								
293	H	La Salle	80 61	151	A	Duquesne	62 47								

Non-Div I Games: Queens (NC) 80 47

Davidson

■ Loss,
 ■ Non-Conf,
 ■ S Site,
 ■ Home
 ■ A Away
 N Neutral

Average RPI Win:	193	WON-LOST	WINNING	LAST 10	STRENGTH OF	OPP. STRENGTH	TEAM	ADJ.	CONF.	ADJ CONF.
Average RPI Loss:	91	RECORD	PCT. RANK	GAMES	SCHEDULE	OF SCHEDULE	RPI	RPI	RPI	RPI
DIV. I ONLY	14- 10	130	1- 0	116	105	115	115	17	17	
DIV. I NON-CONF.	5- 6	177	0- 0	23	30	90	90	16	16	
TOTALS	RPI 1-25	RPI 26-50	W-L RECORDS	RPI 51-100	RPI 101-150	RPI 150+				
14- 10	0- 2	2- 1	OVERALL	1- 4	2- 0	9- 3				
11- 1	0- 0	1- 0	HOME	1- 1	2- 0	7- 0				
2- 8	0- 2	0- 1	AWAY	0- 2	0- 0	2- 3				
1- 1	0- 0	1- 0	NEUTRAL	0- 1	0- 0	0- 0				
5- 6	0- 2	2- 1	NON-CONFERENCE	1- 3	0- 0	2- 0				
4- 1	0- 0	1- 0	HOME	1- 1	0- 0	2- 0				
0- 4	0- 2	0- 1	AWAY	0- 1	0- 0	0- 0				
1- 1	0- 0	1- 0	NEUTRAL	0- 1	0- 0	0- 0				
9- 4	0- 0	0- 0	CONFERENCE	0- 1	2- 0	7- 3				
7- 0	0- 0	0- 0	HOME	0- 0	2- 0	5- 0				
2- 4	0- 0	0- 0	AWAY	0- 1	0- 0	2- 3				
0- 0	0- 0	0- 0	NEUTRAL	0- 0	0- 0	0- 0				

RPI 1-25				RPI 26-50				RPI 51-100				RPI 101+ Team's RPI: 115			
RPI	S	Opponent	Score	RPI	S	Opponent	Score	RPI	S	Opponent	Score	RPI	S	Opponent	Score
15	A	South Carolina	55 65	36	A	James Madison	55 68	63	A	Green Bay	35 51	122	H	Fordham	72 50
16	A	Maryland	71 82	38	N	Georgia Tech	85 66	67	N	Virginia Tech	57 69	142	H	Davidson	83 69
				39	H	Buffalo	72 59	79	H	Toledo	70 49	151	A	Duquesne	57 85
								88	H	Northeastern	79 84	187	A	Saint Louis	65 68
								95	A	VCU	62 64	193	A	George Washington	45 46
												193	H	George Washington	62 53
												230	A	St. Bonaventure	62 49
												234	H	Massachusetts	75 47
												239	A	Rhode Island	74 62
												242	H	Saint Joseph's	72 65
												255	H	Colgate	67 58
												262	H	Richmond	71 50
												293	H	La Salle	84 45
												336	H	Evansville	69 30
LAST 12 Division I GAMES:															
142	H	Davidson	83 69	242	H	Saint Joseph's	72 65								
193	H	George Washington	62 53	187	A	Saint Louis	65 68								
95	A	VCU	62 64	122	H	Fordham	72 50								
151	A	Duquesne	57 85	230	A	St. Bonaventure	62 49								
262	H	Richmond	71 50	193	A	George Washington	45 46								
239	A	Rhode Island	74 62	234	H	Massachusetts	75 47								

Non-Div I Games:

Dayton

■ Loss,
 ■ Non-Conf, S Site,
 ■ Home
 ■ Away
 N Neutral

Average RPI Win:	128	WON-LOST	WINNING	LAST 10	STRENGTH OF	OPP. STRENGTH	TEAM	ADJ.	CONF.	ADJ CONF.
Average RPI Loss:	39	RECORD	PCT. RANK	GAMES	SCHEDULE	OF SCHEDULE	RPI	RPI	RPI	RPI
DIV. I ONLY	19- 7	58	1- 0	43	14	26	26	6	6	
DIV. I NON-CONF.	9- 3	61	0- 0	94	7	42	42	4	4	
TOTALS	RPI 1-25	RPI 26-50	W-L RECORDS	RPI 51-100	RPI 101-150	RPI 150+				
19- 7	0- 5	3- 0	OVERALL	6- 0	5- 2	5- 0				
9- 4	0- 2	1- 0	HOME	3- 0	2- 2	3- 0				
8- 2	0- 2	1- 0	AWAY	2- 0	3- 0	2- 0				
2- 1	0- 1	1- 0	NEUTRAL	1- 0	0- 0	0- 0				
9- 3	0- 3	1- 0	NON-CONFERENCE	2- 0	2- 0	4- 0				
5- 1	0- 1	0- 0	HOME	1- 0	1- 0	3- 0				
2- 1	0- 1	0- 0	AWAY	0- 0	1- 0	1- 0				
2- 1	0- 1	1- 0	NEUTRAL	1- 0	0- 0	0- 0				
10- 4	0- 2	2- 0	CONFERENCE	4- 0	3- 2	1- 0				
4- 3	0- 1	1- 0	HOME	2- 0	1- 2	0- 0				
6- 1	0- 1	1- 0	AWAY	2- 0	2- 0	1- 0				
0- 0	0- 0	0- 0	NEUTRAL	0- 0	0- 0	0- 0				

RPI 1-25				RPI 26-50				Team's RPI: 26				RPI 51-100				RPI 101+			
RPI	S	Opponent	Score	RPI	S	Opponent	Score	RPI	S	Opponent	Score	RPI	S	Opponent	Score	RPI	S	Opponent	Score
1	H	Notre Dame	77 101	43	A	Villanova	66 59	62	A	Butler	86 78	101	H	Northwestern	76 60				
6	A	UConn	63 99	43	H	Villanova	93 70	63	H	Green Bay	73 64	103	A	St. John's (NY)	70 62				
9	A	Marquette	63 96	46	N	Kansas St.	79 59	77	N	Princeton	82 67	103	H	St. John's (NY)	73 64				
9	H	Marquette	87 93					94	A	Georgetown	69 64	112	H	Creighton	82 85				
12	N	Syracuse	81 83					94	H	Georgetown	76 71	126	A	Seton Hall	94 85				
								100	H	Providence	88 62	126	H	Seton Hall	73 84				
												148	A	Oklahoma	87 76				
												164	H	Temple	102 88				
												192	A	Xavier	73 71				
												223	A	Loyola Chicago	102 76				
												295	H	Tennessee St.	95 73				
												348	H	Savannah St.	124 61				
LAST 12 Division I GAMES:																			
103	A	St. John's (NY)	70 62	62	A	Butler	86 78												
126	A	Seton Hall	94 85	126	H	Seton Hall	73 84												
94	H	Georgetown	76 71	103	H	St. John's (NY)	73 64												
43	H	Villanova	93 70	43	A	Villanova	66 59												
9	H	Marquette	87 93	94	A	Georgetown	69 64												
192	A	Xavier	73 71	9	A	Marquette	63 96												

Non-Div I Games:

DePaul

Delaware

Through Games Of Feb. 20, 2019

Average RPI Win:	223	WON-LOST	WINNING	LAST 10	STRENGTH OF	OPP. STRENGTH	TEAM	ADJ.	CONF.	ADJ CONF.
Average RPI Loss:	98	RECORD	PCT. RANK	GAMES	SCHEDULE	OF SCHEDULE	RPI	RPI	RPI	RPI
DIV. I ONLY	12- 12	165	1- 0	101	175	146	146	10	10	
DIV. I NON-CONF.	5- 7	206	1- 0	130	284	196	196	10	10	
TOTALS	RPI 1-25	RPI 26-50	W-L RECORDS	RPI 51-100	RPI 101-150	RPI 150+				
12- 12	0- 2	0- 1	OVERALL	1- 4	1- 2	10- 3				
6- 5	0- 2	0- 1	HOME	1- 1	1- 1	4- 0				
4- 5	0- 0	0- 0	AWAY	0- 3	0- 0	4- 2				
2- 2	0- 0	0- 0	NEUTRAL	0- 0	0- 1	2- 1				
5- 7	0- 2	0- 0	NON-CONFERENCE	0- 1	0- 1	5- 3				
2- 2	0- 2	0- 0	HOME	0- 0	0- 0	2- 0				
1- 3	0- 0	0- 0	AWAY	0- 1	0- 0	1- 2				
2- 2	0- 0	0- 0	NEUTRAL	0- 0	0- 1	2- 1				
7- 5	0- 0	0- 1	CONFERENCE	1- 3	1- 1	5- 0				
4- 3	0- 0	0- 1	HOME	1- 1	1- 1	2- 0				
3- 2	0- 0	0- 0	AWAY	0- 2	0- 0	3- 0				
0- 0	0- 0	0- 0	NEUTRAL	0- 0	0- 0	0- 0				

RPI 1-25				RPI 26-50				RPI 51-100				RPI 101+				Team's RPI: 146	
RPI	S	Opponent	Score	RPI	S	Opponent	Score	RPI	S	Opponent	Score	RPI	S	Opponent	Score		
16	H	Maryland	53 77	36	H	James Madison	43 68	72	A	Drexel	41 58	113	H	UNCW	65 53		
18	H	UCF	60 71					72	H	Drexel	40 57	116	H	Towson	48 56		
								78	A	UNI	67 79	149	N	Montana St.	60 69		
								88	A	Northeastern	62 75	156	A	Boston U.	61 72		
								88	H	Northeastern	77 63	159	N	Bradley	47 59		
												160	A	William & Mary	70 59		
												174	N	Nicholls St.	71 56		
												211	A	Elon	74 63		
												221	A	George Mason	46 72		
												232	H	Gardner-Webb	69 45		
												242	H	Saint Joseph's	48 39		
												251	A	Hofstra	78 59		
												251	H	Hofstra	57 47		
												288	H	Col. of Charleston	74 50		
												326	N	Lafayette	65 47		
												343	A	Delaware St.	85 77		
LAST 12 Division I GAMES:																	
326	N	Lafayette	65 47	160	A	William & Mary	70 59	288	H	Col. of Charleston	74 50	113	H	UNCW	65 53		
174	N	Nicholls St.	71 56	88	A	Northeastern	62 75	251	A	Hofstra	78 59	72	H	Drexel	40 57		
251	H	Hofstra	57 47														
88	H	Northeastern	77 63														
72	A	Drexel	41 58														
211	A	Elon	74 63														

Non-Div I Games:

Delaware

Loss, Non-Conf, S Site, H Home A Away N Neutral

Average RPI Win:	345	WON-LOST	WINNING	LAST 10	STRENGTH OF	OPP. STRENGTH	TEAM	ADJ.	CONF.	ADJ CONF.
Average RPI Loss:	211	RECORD	PCT. RANK	GAMES	SCHEDULE	OF SCHEDULE	RPI	RPI	RPI	RPI
DIV. I ONLY	2- 18	346	0- 1	279	348	343	343	32	32	
DIV. I NON-CONF.	0- 9	336	0- 0	108	230	322	322	32	32	
TOTALS	RPI 1-25	RPI 26-50	W-L RECORDS	RPI 51-100	RPI 101-150	RPI 150+				
2- 18	0- 0	0- 1	OVERALL	0- 1	0- 2	2- 14				
2- 5	0- 0	0- 1	HOME	0- 0	0- 1	2- 3				
0- 13	0- 0	0- 0	AWAY	0- 1	0- 1	0- 11				
0- 0	0- 0	0- 0	NEUTRAL	0- 0	0- 0	0- 0				
0- 9	0- 0	0- 1	NON-CONFERENCE	0- 1	0- 2	0- 5				
0- 2	0- 0	0- 1	HOME	0- 0	0- 1	0- 0				
0- 7	0- 0	0- 0	AWAY	0- 1	0- 1	0- 5				
0- 0	0- 0	0- 0	NEUTRAL	0- 0	0- 0	0- 0				
2- 9	0- 0	0- 0	CONFERENCE	0- 0	0- 0	2- 9				
2- 3	0- 0	0- 0	HOME	0- 0	0- 0	2- 3				
0- 6	0- 0	0- 0	AWAY	0- 0	0- 0	0- 6				
0- 0	0- 0	0- 0	NEUTRAL	0- 0	0- 0	0- 0				

RPI 1-25			RPI 26-50			RPI 51-100			RPI 101+			Team's RPI: 343
RPI	S	Opponent	Score	RPI	S	Opponent	Score	RPI	S	Opponent	Score	
				36	H	James Madison	57 103	95	A	VCU	55 97	
								103	A	St. John's (NY)	44 82	
								146	H	Delaware	77 85	
								164	A	Temple	61 75	
								192	A	Xavier	59 80	
								194	A	Marshall	63 75	
								195	A	N.C. A&T	49 72	
								195	H	N.C. A&T	47 67	
								203	A	Robert Morris	63 64	
								216	A	Bethune-Cookman	55 67	
								225	A	Cornell	59 94	
								237	A	Howard	62 78	
								270	A	Norfolk St.	50 63	
								308	H	South Carolina St.	60 63	
								328	H	Coppin St.	57 71	
								341	A	N.C. Central	64 65	
								341	H	N.C. Central	71 61	
								347	A	Florida A&M	52 57	
								348	H	Savannah St.	66 58	
LAST 12 Division I GAMES:												
341	A	N.C. Central	64 65	216	A	Bethune-Cookman	55 67					
195	A	N.C. A&T	49 72	341	H	N.C. Central	71 61					
308	H	South Carolina St.	60 63	195	H	N.C. A&T	47 67					
348	H	Savannah St.	66 58	328	H	Coppin St.	57 71					
237	A	Howard	62 78	270	A	Norfolk St.	50 63					
347	A	Florida A&M	52 57	95	A	VCU	55 97					

Non-Div I Games: Post 65 53 Cheyney 79 59

Delaware St.

■ Loss,
 ■ Non-Conf,
 ■ S Site,
 ■ Home
 ■ A Away
 N Neutral

D
e
n
v
e
rD
e
n
v
e
r

Denver

Page 69

Detroit Mercy

Through Games Of Feb. 20, 2019

Average RPI Win:	322	WON-LOST	WINNING	LAST 10	STRENGTH OF	OPP. STRENGTH	TEAM	ADJ.	CONF.	ADJ CONF.
Average RPI Loss:	177	RECORD	PCT. RANK	GAMES	SCHEDULE	OF SCHEDULE	RPI	RPI	RPI	RPI
DIV. I ONLY	3- 21	336	0- 1	298	205	333	333	20	20	
DIV. I NON-CONF.	1- 9	326	0- 0	254	158	320	320	17	17	
TOTALS	RPI 1-25	RPI 26-50	W-L RECORDS	RPI 51-100	RPI 101-150	RPI 150+				
3- 21	0- 0	0- 2	OVERALL	0- 4	0- 4	3- 11				
1- 9	0- 0	0- 1	HOME	0- 1	0- 2	1- 5				
2- 12	0- 0	0- 1	AWAY	0- 3	0- 2	2- 6				
0- 0	0- 0	0- 0	NEUTRAL	0- 0	0- 0	0- 0				
1- 9	0- 0	0- 2	NON-CONFERENCE	0- 2	0- 0	1- 5				
0- 3	0- 0	0- 1	HOME	0- 0	0- 0	0- 2				
1- 6	0- 0	0- 1	AWAY	0- 2	0- 0	1- 3				
0- 0	0- 0	0- 0	NEUTRAL	0- 0	0- 0	0- 0				
2- 12	0- 0	0- 0	CONFERENCE	0- 2	0- 4	2- 6				
1- 6	0- 0	0- 0	HOME	0- 1	0- 2	1- 3				
1- 6	0- 0	0- 0	AWAY	0- 1	0- 2	1- 3				
0- 0	0- 0	0- 0	NEUTRAL	0- 0	0- 0	0- 0				

RPI S	Opponent	Score	RPI S	Opponent	Score	RPI S	Opponent	Score	RPI S	Opponent	Score	Team's RPI: 333
45	H Miami (OH)	59 78	63	H Green Bay	40 65	109	A Youngstown St.	45 91				
49	A Michigan	62 95	75	A Wright St.	59 78	109	H Youngstown St.	59 85				
			79	A Toledo	60 77	124	A IUPUI	47 82				
			92	A Ohio St.	41 55	124	H IUPUI	41 58				
						183	H Milwaukee	44 62				
						190	A Eastern Mich.	53 60				
						220	A Bowling Green	73 79				
						223	A Loyola Chicago	43 52				
						266	A Northern Ky.	56 68				
						268	H Western Mich.	44 54				
						284	A Cleveland St.	51 67				
						284	H Cleveland St.	49 67				
						287	A Manhattan	58 56				
						306	A Oakland	67 74				
						306	H Oakland	65 76				
						317	H Omaha	42 51				
						340	A UIC	42 36				
						340	H UIC	62 45				
LAST 12 Division I GAMES:												
124	H IUPUI	41 58	266	A Northern Ky.	56 68							
340	H UIC	62 45	183	H Milwaukee	44 62							
306	H Oakland	65 76	63	H Green Bay	40 65							
109	A Youngstown St.	45 91	340	A UIC	42 36							
284	A Cleveland St.	51 67	124	A IUPUI	47 82							
75	A Wright St.	59 78	306	A Oakland	67 74							

Non-Div I Games: Mich.-Dearborn 68 60

Detroit Mercy

Loss, Non-Conf, S Site, H Home A Away N Neutral

Drake

Through Games Of Feb. 20, 2019

Average RPI Win:	159	WON-LOST	WINNING	LAST 10	STRENGTH OF	OPP. STRENGTH	TEAM	ADJ.	CONF.	ADJ CONF.
Average RPI Loss:	24	RECORD	PCT. RANK	GAMES	SCHEDULE	OF SCHEDULE	RPI	RPI	RPI	RPI
DIV. I ONLY	18- 5	32	1- 0	35	82	19	19	13	13	
DIV. I NON-CONF.	7- 4	108	1- 0	5	3	11	11	15	15	
TOTALS	RPI 1-25	RPI 26-50	W-L RECORDS	RPI 51-100	RPI 101-150	RPI 150+				
18- 5	2- 3	1- 1	OVERALL	3- 1	2- 0	10- 0				
6- 2	0- 1	1- 0	HOME	1- 1	1- 0	3- 0				
10- 2	0- 1	0- 1	AWAY	2- 0	1- 0	7- 0				
2- 1	2- 1	0- 0	NEUTRAL	0- 0	0- 0	0- 0				
7- 4	2- 3	1- 1	NON-CONFERENCE	1- 0	2- 0	1- 0				
2- 1	0- 1	1- 0	HOME	0- 0	1- 0	0- 0				
3- 2	0- 1	0- 1	AWAY	1- 0	1- 0	1- 0				
2- 1	2- 1	0- 0	NEUTRAL	0- 0	0- 0	0- 0				
11- 1	0- 0	0- 0	CONFERENCE	2- 1	0- 0	9- 0				
4- 1	0- 0	0- 0	HOME	1- 1	0- 0	3- 0				
7- 0	0- 0	0- 0	AWAY	1- 0	0- 0	6- 0				
0- 0	0- 0	0- 0	NEUTRAL	0- 0	0- 0	0- 0				

RPI	S	Opponent	Score
1	N	Notre Dame	64 82
8	H	Iowa	82 91
11	A	Iowa St.	81 86
15	N	South Carolina	90 85
25	N	Rutgers	69 59

RPI	S	Opponent	Score
32	H	South Dakota	76 64
33	A	South Dakota St.	71 80

RPI	S	Opponent	Score
69	H	Missouri St.	79 85
78	A	UNI	88 64
78	H	UNI	76 61
86	A	Nebraska	83 77

RPI	S	Opponent	Score
112	A	Creighton	85 69
145	H	CSUN	73 63
157	A	Illinois St.	82 64
159	A	Bradley	92 63
162	H	Southern Ill.	94 66
189	A	Indiana St.	70 68
219	A	Western Ill.	98 71
223	A	Loyola Chicago	83 55
223	H	Loyola Chicago	69 60
311	A	Valparaiso	88 62
311	H	Valparaiso	84 53
336	A	Evansville	78 47

LAST 12 Division I GAMES:

15	N	South Carolina	90 85	69	H	Missouri St.	79 85
1	N	Notre Dame	64 82	336	A	Evansville	78 47
78	H	UNI	76 61	189	A	Indiana St.	70 68
223	A	Loyola Chicago	83 55	78	A	UNI	88 64
311	A	Valparaiso	88 62	311	H	Valparaiso	84 53
162	H	Southern Ill.	94 66	223	H	Loyola Chicago	69 60

Non-Div I Games: Clarke 91 43

Drake

Loss, Non-Conf, S Site, H Home A Away N Neutral

Average RPI Win:	204	WON-LOST	WINNING	LAST 10	STRENGTH OF	OPP. STRENGTH	TEAM	ADJ.	CONF.	ADJ CONF.
Average RPI Loss:	71	RECORD	PCT. RANK	GAMES	SCHEDULE	OF SCHEDULE	RPI	RPI	RPI	RPI
DIV. I ONLY	18- 5	32	1- 0	128	152	72	72	10	10	
DIV. I NON-CONF.	8- 3	72	1- 0	141	261	91	91	10	10	
TOTALS	RPI 1-25	RPI 26-50	W-L RECORDS	RPI 51-100	RPI 101-150	RPI 150+				
18- 5	0- 0	1- 1	OVERALL	2- 3	3- 1	12- 0				
8- 4	0- 0	1- 1	HOME	1- 2	2- 1	4- 0				
9- 0	0- 0	0- 0	AWAY	1- 0	1- 0	7- 0				
1- 1	0- 0	0- 0	NEUTRAL	0- 1	0- 0	1- 0				
8- 3	0- 0	1- 0	NON-CONFERENCE	0- 3	0- 0	7- 0				
3- 2	0- 0	1- 0	HOME	0- 2	0- 0	2- 0				
4- 0	0- 0	0- 0	AWAY	0- 0	0- 0	4- 0				
1- 1	0- 0	0- 0	NEUTRAL	0- 1	0- 0	1- 0				
10- 2	0- 0	0- 1	CONFERENCE	2- 0	3- 1	5- 0				
5- 2	0- 0	0- 1	HOME	1- 0	2- 1	2- 0				
5- 0	0- 0	0- 0	AWAY	1- 0	1- 0	3- 0				
0- 0	0- 0	0- 0	NEUTRAL	0- 0	0- 0	0- 0				

RPI S	Opponent	Score	RPI S	Opponent	Score	RPI S	Opponent	Score	RPI S	Opponent	Score
36	H James Madison	35 51	48	H Bucknell	64 42	64	H Penn	39 55	113	H UNCW	67 55
						65	H Quinnipiac	52 56	116	H Towson	54 55
						75	N Wright St.	63 71	146	A Delaware	57 40
						88	A Northeastern	61 59	146	H Delaware	58 41
						88	H Northeastern	76 45	160	A William & Mary	62 58
									211	A Elon	59 44
									232	H Gardner-Webb	65 48
									242	H Saint Joseph's	51 34
									251	A Hofstra	61 49
									251	H Hofstra	62 39
									262	A Richmond	58 35
									272	A Vermont	60 44
									285	N Siena	51 39
									287	A Manhattan	53 39
									288	H Col. of Charleston	76 53
									293	A La Salle	58 43
LAST 12 Division I GAMES:											
272	A Vermont	60 44	113	H UNCW	67 55						
88	H Northeastern	76 45	288	H Col. of Charleston	76 53						
251	H Hofstra	62 39	251	A Hofstra	61 49						
146	H Delaware	58 41	88	A Northeastern	61 59						
160	A William & Mary	62 58	146	A Delaware	57 40						
211	A Elon	59 44	36	H James Madison	35 51						

Non-Div I Games:

Drexel

■ Loss,
 ■ Non-Conf, S Site,
 ■ Home
 ■ Away
 N Neutral

Average RPI Win:	144	WON-LOST	WINNING	LAST 10	STRENGTH OF	OPP. STRENGTH	TEAM	ADJ.	CONF.	ADJ CONF.
Average RPI Loss:	54	RECORD	PCT. RANK	GAMES	SCHEDULE	OF SCHEDULE	RPI	RPI	RPI	RPI
DIV. I ONLY	11- 13	200	0- 1	28	12	91	91	1	1	
DIV. I NON-CONF.	8- 4	91	0- 1	87	62	55	55	1	1	
TOTALS	RPI 1-25	RPI 26-50	W-L RECORDS	RPI 51-100	RPI 101-150	RPI 150+				
11- 13	0- 6	1- 2	OVERALL	2- 1	3- 3	5- 1				
7- 4	0- 3	0- 0	HOME	1- 1	3- 0	3- 0				
3- 7	0- 3	1- 1	AWAY	1- 0	0- 3	1- 0				
1- 2	0- 0	0- 1	NEUTRAL	0- 0	0- 0	1- 1				
8- 4	0- 1	0- 1	NON-CONFERENCE	2- 0	1- 1	5- 1				
5- 0	0- 0	0- 0	HOME	1- 0	1- 0	3- 0				
2- 2	0- 1	0- 0	AWAY	1- 0	0- 1	1- 0				
1- 2	0- 0	0- 1	NEUTRAL	0- 0	0- 0	1- 1				
3- 9	0- 5	1- 1	CONFERENCE	0- 1	2- 2	0- 0				
2- 4	0- 3	0- 0	HOME	0- 1	2- 0	0- 0				
1- 5	0- 2	1- 1	AWAY	0- 0	0- 2	0- 0				
0- 0	0- 0	0- 0	NEUTRAL	0- 0	0- 0	0- 0				

RPI S	Opponent	Score	RPI S	Opponent	Score	RPI S	Opponent	Score	RPI S	Opponent	Score
3	H Louisville	51 73	28	N Missouri	54 62	67	H Virginia Tech	57 64	101	A Northwestern	58 84
10	A NC State	51 63	29	A North Carolina	85 69	70	A Maine	66 63	104	A Virginia	47 53
12	H Syracuse	55 64	38	A Georgia Tech	64 70	71	H FGCU	57 41	117	A Boston College	90 92
17	H Miami (FL)	50 58							121	H Wake Forest	66 52
20	A Florida St.	62 66							123	H Pittsburgh	74 55
22	A Oregon St.	57 71							144	H Marist	64 56
									161	N Washington	64 71
									181	A Wisconsin	60 53
									204	N Ball St.	79 62
									210	H East Carolina	83 66
									211	H Elon	81 64
									215	H UNLV	66 38
LAST 12 Division I GAMES:											
28	N Missouri	54 62	117	A Boston College	90 92						
204	N Ball St.	79 62	12	H Syracuse	55 64						
67	H Virginia Tech	57 64	121	H Wake Forest	66 52						
104	A Virginia	47 53	20	A Florida St.	62 66						
29	A North Carolina	85 69	17	H Miami (FL)	50 58						
123	H Pittsburgh	74 55	38	A Georgia Tech	64 70						

Non-Div I Games:

Duke

Average RPI Win:	209	WON-LOST	WINNING	LAST 10	STRENGTH OF	OPP. STRENGTH	TEAM	ADJ.	CONF.	ADJ CONF.
Average RPI Loss:	116	RECORD	PCT. RANK	GAMES	SCHEDULE	OF SCHEDULE	RPI	RPI	RPI	RPI
DIV. I ONLY	14- 12	150	1- 0	194	92	151	151	17	17	
DIV. I NON-CONF.	6- 7	172	0- 0	106	13	123	123	16	16	
TOTALS	RPI 1-25	RPI 26-50	W-L RECORDS	RPI 51-100	RPI 101-150	RPI 150+				
14- 12	0- 2	0- 2	OVERALL	1- 1	2- 3	11- 4				
6- 5	0- 1	0- 0	HOME	0- 0	1- 2	5- 2				
8- 5	0- 0	0- 2	AWAY	1- 1	1- 1	6- 1				
0- 2	0- 1	0- 0	NEUTRAL	0- 0	0- 0	0- 1				
6- 7	0- 2	0- 2	NON-CONFERENCE	1- 1	1- 1	4- 1				
3- 2	0- 1	0- 0	HOME	0- 0	0- 1	3- 0				
3- 3	0- 0	0- 2	AWAY	1- 1	1- 0	1- 0				
0- 2	0- 1	0- 0	NEUTRAL	0- 0	0- 0	0- 1				
8- 5	0- 0	0- 0	CONFERENCE	0- 0	1- 2	7- 3				
3- 3	0- 0	0- 0	HOME	0- 0	1- 1	2- 2				
5- 2	0- 0	0- 0	AWAY	0- 0	0- 1	5- 1				
0- 0	0- 0	0- 0	NEUTRAL	0- 0	0- 0	0- 0				

RPI 1-25			RPI 26-50			RPI 51-100			RPI 101+ Team's RPI: 151		
RPI	S	Opponent	Score	RPI	S	Opponent	Score	RPI	S	Opponent	Score
12	N	Syracuse	71 87	30	A	Texas	41 78	79	A	Toledo	52 65
18	H	UCF	63 71	34	A	TCU	48 61	80	A	Kent St.	77 72
LAST 12 Division I GAMES:											
242	A	Saint Joseph's	67 56	193	H	George Washington	54 55	115	H	Dayton	85 57
239	A	Rhode Island	75 58	293	A	La Salle	66 62	122	A	Fordham	46 57
187	H	Saint Louis	63 67	262	H	Richmond	80 54	123	H	Pittsburgh	58 66
115	H	Dayton	85 57	242	H	Saint Joseph's	81 73	137	A	Penn St.	64 58
234	A	Massachusetts	66 69	221	A	George Mason	60 57	142	H	Davidson	47 62
122	A	Fordham	46 57	142	H	Davidson	47 62	164	H	Temple	54 53
								187	H	Saint Louis	63 67
								193	H	George Washington	54 55
								212	A	Saint Francis (PA)	93 73
								213	N	Liberty	51 55
								221	A	George Mason	60 57
								230	A	St. Bonaventure	60 54
								234	A	Massachusetts	66 69
								239	A	Rhode Island	75 58
								241	H	Mt. St. Mary's	73 64
								242	A	Saint Joseph's	67 56
								242	H	Saint Joseph's	81 73
								253	H	ETSU	66 58
								262	H	Richmond	80 54
								293	A	La Salle	66 62

Non-Div I Games:

Duquesne

■ Loss,
■ Non-Conf,
■ S Site,
■ H Home
■ A Away
N Neutral

**E
T
S
U**

ETSU

ETSU

Page 75

East Carolina

Through Games Of Feb. 20, 2019

Average RPI Win:	247	WON-LOST	WINNING	LAST 10	STRENGTH OF	OPP. STRENGTH	TEAM	ADJ.	CONF.	ADJ CONF.
Average RPI Loss:	129	RECORD	PCT. RANK	GAMES	SCHEDULE	OF SCHEDULE	RPI	RPI	RPI	RPI
DIV. I ONLY	13- 13	165	0- 1	238	143	210	210	9	9	
DIV. I NON-CONF.	9- 4	85	0- 0	307	288	194	194	9	9	
TOTALS	RPI 1-25	RPI 26-50	W-L RECORDS	RPI 51-100	RPI 101-150	RPI 150+				
13- 13	0- 2	0- 0	OVERALL	0- 2	2- 4	11- 5				
10- 4	0- 1	0- 0	HOME	0- 0	2- 2	8- 1				
1- 9	0- 1	0- 0	AWAY	0- 2	0- 2	1- 4				
2- 0	0- 0	0- 0	NEUTRAL	0- 0	0- 0	2- 0				
9- 4	0- 0	0- 0	NON-CONFERENCE	0- 1	1- 2	8- 1				
7- 1	0- 0	0- 0	HOME	0- 0	1- 1	6- 0				
0- 3	0- 0	0- 0	AWAY	0- 1	0- 1	0- 1				
2- 0	0- 0	0- 0	NEUTRAL	0- 0	0- 0	2- 0				
4- 9	0- 2	0- 0	CONFERENCE	0- 1	1- 2	3- 4				
3- 3	0- 1	0- 0	HOME	0- 0	1- 1	2- 1				
1- 6	0- 1	0- 0	AWAY	0- 1	0- 1	1- 3				
0- 0	0- 0	0- 0	NEUTRAL	0- 0	0- 0	0- 0				

RPI	S	Opponent	Score	RPI	S	Opponent	Score	RPI	S	Opponent	Score	RPI	S	Opponent	Score	Team's RPI: 210
6	A	UConn	55 118					91	A	Duke	66 83	113	H	UNCW	68 71	
18	H	UCF	58 61					97	A	Houston	52 63	121	H	Wake Forest	70 61	
												134	H	South Fla.	50 63	
												135	A	Charlotte	46 52	
												147	A	Tulane	57 68	
												147	H	Tulane	63 61	
												155	H	Tulsa	55 75	
												160	A	William & Mary	43 63	
												164	A	Temple	62 84	
												182	H	UMES	84 69	
												201	A	Memphis	46 58	
												201	H	Memphis	68 59	
												213	H	Liberty	66 63	
												226	A	SMU	64 54	
												247	H	Monmouth	73 67	
												250	A	Wichita St.	47 57	
												250	H	Wichita St.	78 56	
												299	H	Kennesaw St.	68 56	
												308	N	South Carolina St.	71 63	
												338	N	Longwood	61 52	
												339	H	Grand Canyon	59 47	
												344	H	USC Upstate	63 53	
LAST 12 Division I GAMES:																
134	H	South Fla.	50 63	250	A	Wichita St.	47 57									
97	A	Houston	52 63	164	A	Temple	62 84									
226	A	SMU	64 54	18	H	UCF	58 61									
201	H	Memphis	68 59	201	A	Memphis	46 58									
6	A	UConn	55 118	155	H	Tulsa	55 75									
147	H	Tulane	63 61	250	H	Wichita St.	78 56									

Non-Div I Games:

East Carolina

Loss, Non-Conf, S Site, H Home A Away N Neutral

Average RPI Win:	249	WON-LOST	WINNING	LAST 10	STRENGTH OF	OPP. STRENGTH	TEAM	ADJ.	CONF.	ADJ CONF.
Average RPI Loss:	192	RECORD	PCT. RANK	GAMES	SCHEDULE	OF SCHEDULE	RPI	RPI	RPI	RPI
DIV. I ONLY	7- 15	269	0- 1	244	299	292	292	22	22	
DIV. I NON-CONF.	3- 5	227	0- 0	233	258	225	225	21	21	
TOTALS	RPI 1-25	RPI 26-50	W-L RECORDS	RPI 51-100	RPI 101-150	RPI 150+				
7- 15	0- 0	0- 0	OVERALL	0- 2	1- 3	6- 10				
5- 4	0- 0	0- 0	HOME	0- 0	1- 1	4- 3				
1- 11	0- 0	0- 0	AWAY	0- 2	0- 2	1- 7				
1- 0	0- 0	0- 0	NEUTRAL	0- 0	0- 0	1- 0				
3- 5	0- 0	0- 0	NON-CONFERENCE	0- 2	0- 0	3- 3				
2- 0	0- 0	0- 0	HOME	0- 0	0- 0	2- 0				
0- 5	0- 0	0- 0	AWAY	0- 2	0- 0	0- 3				
1- 0	0- 0	0- 0	NEUTRAL	0- 0	0- 0	1- 0				
4- 10	0- 0	0- 0	CONFERENCE	0- 0	1- 3	3- 7				
3- 4	0- 0	0- 0	HOME	0- 0	1- 1	2- 3				
1- 6	0- 0	0- 0	AWAY	0- 0	0- 2	1- 4				
0- 0	0- 0	0- 0	NEUTRAL	0- 0	0- 0	0- 0				

RPI 1-25				RPI 26-50				RPI 51-100				RPI 101+				Team's RPI: 292	
RPI	S	Opponent	Score	RPI	S	Opponent	Score	RPI	S	Opponent	Score	RPI	S	Opponent	Score		
								62	A	Butler	37	72	128	A	UT Martin	66	90
								96	A	Northern Ill.	59	78	128	H	UT Martin	77	71
												132	A	Tennessee Tech	88	99	
												139	H	Morehead St.	57	67	
												159	A	Bradley	64	67	
												162	A	Southern Ill.	59	73	
												189	H	Indiana St.	63	39	
												205	A	Jacksonville St.	49	78	
												214	A	Southeast Mo. St.	57	72	
												214	H	Southeast Mo. St.	54	80	
												219	N	Western Ill.	64	62	
												254	A	SIUE	62	78	
												254	H	SIUE	56	65	
												260	A	Austin Peay	67	57	
												260	H	Austin Peay	60	73	
												286	A	Murray St.	51	60	
												286	H	Murray St.	75	67	
												311	A	Valparaiso	60	62	
												331	H	Eastern Ky.	80	60	
												332	H	Purdue Fort Wayne	72	63	
LAST 12 Division I GAMES:																	
				214	H	Southeast Mo. St.	54	80				214	A	Southeast Mo. St.	57	72	
				254	A	SIUE	62	78				128	A	UT Martin	66	90	
				260	A	Austin Peay	67	57				260	H	Austin Peay	60	73	
				286	A	Murray St.	51	60				286	H	Murray St.	75	67	
				139	H	Morehead St.	57	67				132	A	Tennessee Tech	88	99	
				331	H	Eastern Ky.	80	60				205	A	Jacksonville St.	49	78	

Non-Div I Games: Lincoln Christian 97 34 Eureka 104 48 Oakland City 102 43

Eastern Ill.

Average RPI Win:	0	WON-LOST	WINNING	LAST 10	STRENGTH OF	OPP. STRENGTH	TEAM	ADJ.	CONF.	ADJ CONF.
Average RPI Loss:	171	RECORD	PCT. RANK	GAMES	SCHEDULE	OF SCHEDULE	RPI	RPI	RPI	RPI
DIV. I ONLY	0- 23	351	0- 1	115	253	331	331	22	22	
DIV. I NON-CONF.	0- 9	336	0- 1	19	202	260	260	21	21	
TOTALS	RPI 1-25	RPI 26-50	W-L RECORDS	RPI 51-100	RPI 101-150	RPI 150+				
0- 23	0- 1	0- 4	OVERALL	0- 2	0- 3	0- 13				
0- 9	0- 0	0- 0	HOME	0- 1	0- 2	0- 6				
0- 12	0- 0	0- 3	AWAY	0- 1	0- 1	0- 7				
0- 2	0- 1	0- 1	NEUTRAL	0- 0	0- 0	0- 0				
0- 9	0- 1	0- 4	NON-CONFERENCE	0- 0	0- 0	0- 4				
0- 2	0- 0	0- 0	HOME	0- 0	0- 0	0- 2				
0- 5	0- 0	0- 3	AWAY	0- 0	0- 0	0- 2				
0- 2	0- 1	0- 1	NEUTRAL	0- 0	0- 0	0- 0				
0- 14	0- 0	0- 0	CONFERENCE	0- 2	0- 3	0- 9				
0- 7	0- 0	0- 0	HOME	0- 1	0- 2	0- 4				
0- 7	0- 0	0- 0	AWAY	0- 1	0- 1	0- 5				
0- 0	0- 0	0- 0	NEUTRAL	0- 0	0- 0	0- 0				

RPI S	Opponent	Score	RPI S	Opponent	Score	RPI S	Opponent	Score	RPI S	Opponent	Score	Team's RPI: 331
20 N	Florida St.	45 62	35 A	Ohio	60 100	58 A	Belmont	43 69	128 H	UT Martin	61 87	
			45 A	Miami (OH)	44 60	58 H	Belmont	52 87	132 H	Tennessee Tech	68 81	
			50 A	West Virginia	29 78				139 A	Morehead St.	52 68	
			50 N	West Virginia	39 81				158 A	Akron	54 63	
									187 H	Saint Louis	43 70	
									205 H	Jacksonville St.	44 53	
									214 H	Southeast Mo. St.	42 52	
									221 H	George Mason	75 91	
									254 A	SIUE	55 74	
									260 A	Austin Peay	65 100	
									268 A	Western Mich.	53 64	
									286 A	Murray St.	63 81	
									286 H	Murray St.	63 76	
									292 A	Eastern Ill.	60 80	
									295 A	Tennessee St.	38 60	
									295 H	Tennessee St.	31 57	
LAST 12 Division I GAMES:												
50 N	West Virginia	39 81	292 A	Eastern Ill.	60 80							
139 A	Morehead St.	52 68	132 H	Tennessee Tech	68 81							
286 H	Murray St.	63 76	205 H	Jacksonville St.	44 53							
295 H	Tennessee St.	31 57	214 H	Southeast Mo. St.	42 52							
58 H	Belmont	52 87	128 H	UT Martin	61 87							
254 A	SIUE	55 74	58 A	Belmont	43 69							

Non-Div I Games: Brescia 70 41 Ky. Christian 90 35

Eastern Ky.

Loss, Non-Conf, S Site, H Home A Away N Neutral

Average RPI Win:	254	WON-LOST	WINNING	LAST 10	STRENGTH OF	OPP. STRENGTH	TEAM	ADJ.	CONF.	ADJ CONF.
Average RPI Loss:	88	RECORD	PCT. RANK	GAMES	SCHEDULE	OF SCHEDULE	RPI	RPI	RPI	RPI
DIV. I ONLY	11- 12	185	1- 0	188	122	190	190	7	7	
DIV. I NON-CONF.	6- 4	125	0- 0	341	249	257	257	8	8	
TOTALS	RPI 1-25	RPI 26-50	W-L RECORDS	RPI 51-100	RPI 101-150	RPI 150+				
11- 12	0- 2	0- 3	OVERALL	0- 5	0- 0	11- 2				
8- 3	0- 0	0- 1	HOME	0- 2	0- 0	8- 0				
3- 6	0- 1	0- 2	AWAY	0- 2	0- 0	3- 1				
0- 3	0- 1	0- 0	NEUTRAL	0- 1	0- 0	0- 1				
6- 4	0- 1	0- 0	NON-CONFERENCE	0- 1	0- 0	6- 2				
4- 0	0- 0	0- 0	HOME	0- 0	0- 0	4- 0				
2- 1	0- 0	0- 0	AWAY	0- 0	0- 0	2- 1				
0- 3	0- 1	0- 0	NEUTRAL	0- 1	0- 0	0- 1				
5- 8	0- 1	0- 3	CONFERENCE	0- 4	0- 0	5- 0				
4- 3	0- 0	0- 1	HOME	0- 2	0- 0	4- 0				
1- 5	0- 1	0- 2	AWAY	0- 2	0- 0	1- 0				
0- 0	0- 0	0- 0	NEUTRAL	0- 0	0- 0	0- 0				

RPI 1-25				RPI 26-50				RPI 51-100				RPI 101+ Team's RPI: 190			
RPI	S	Opponent	Score	RPI	S	Opponent	Score	RPI	S	Opponent	Score	RPI	S	Opponent	Score
11	N	Iowa St.	59 85	35	A	Ohio	44 85	62	N	Butler	63 73	157	H	Illinois St.	50 41
24	A	Central Mich.	61 71	39	H	Buffalo	84 91	79	A	Toledo	43 63	158	A	Akron	72 60
				45	A	Miami (OH)	58 63	80	A	Kent St.	64 71	158	H	Akron	67 60
								80	H	Kent St.	54 67	196	A	Illinois	66 72
								96	H	Northern Ill.	65 68	204	H	Ball St.	56 53
												220	H	Bowling Green	81 74
												268	H	Western Mich.	64 61
												284	H	Cleveland St.	69 63
												310	N	UNC Greensboro	44 49
												332	A	Purdue Fort Wayne	87 72
												333	H	Detroit Mercy	60 53
												338	A	Longwood	64 45
												340	H	UIC	52 38
LAST 12 Division I GAMES:															
158	H	Akron	67 60	24	A	Central Mich.	61 71								
204	H	Ball St.	56 53	220	H	Bowling Green	81 74								
80	H	Kent St.	54 67	35	A	Ohio	44 85								
79	A	Toledo	43 63	158	A	Akron	72 60								
45	A	Miami (OH)	58 63	268	H	Western Mich.	64 61								
96	H	Northern Ill.	65 68	39	H	Buffalo	84 91								

Non-Div I Games: Northwood 53 39

Eastern Mich.

■ Loss,
■ Non-Conf,
■ S Site,
■ H Home
■ A Away
N Neutral

Average RPI Win:	189	WON-LOST	WINNING	LAST 10	STRENGTH OF	OPP. STRENGTH	TEAM	ADJ.	CONF.	ADJ CONF.
Average RPI Loss:	120	RECORD	PCT. RANK	GAMES	SCHEDULE	OF SCHEDULE	RPI	RPI	RPI	RPI
DIV. I ONLY	6- 16	288	0- 1	59	144	186	186	16	16	
DIV. I NON-CONF.	0- 8	336	0- 0	14	93	229	229	12	12	
TOTALS	RPI 1-25	RPI 26-50	W-L RECORDS	RPI 51-100	RPI 101-150	RPI 150+				
6- 16	0- 2	0- 1	OVERALL	0- 6	2- 3	4- 4				
1- 8	0- 1	0- 0	HOME	0- 3	0- 3	1- 1				
5- 6	0- 0	0- 1	AWAY	0- 3	2- 0	3- 2				
0- 2	0- 1	0- 0	NEUTRAL	0- 0	0- 0	0- 1				
0- 8	0- 2	0- 1	NON-CONFERENCE	0- 3	0- 0	0- 2				
0- 3	0- 1	0- 0	HOME	0- 2	0- 0	0- 0				
0- 3	0- 0	0- 1	AWAY	0- 1	0- 0	0- 1				
0- 2	0- 1	0- 0	NEUTRAL	0- 0	0- 0	0- 1				
6- 8	0- 0	0- 0	CONFERENCE	0- 3	2- 3	4- 2				
1- 5	0- 0	0- 0	HOME	0- 1	0- 3	1- 1				
5- 3	0- 0	0- 0	AWAY	0- 2	2- 0	3- 1				
0- 0	0- 0	0- 0	NEUTRAL	0- 0	0- 0	0- 0				

RPI 1-25				RPI 26-50				RPI 51-100				RPI 101+ Team's RPI: 186			
RPI	S	Opponent	Score	RPI	S	Opponent	Score	RPI	S	Opponent	Score	RPI	S	Opponent	Score
13	H	Gonzaga	51 63	27	A	BYU	65 80	51	A	Boise St.	55 67	118	A	Northern Colo.	76 72
22	N	Oregon St.	45 93					57	H	Utah	51 95	118	H	Northern Colo.	62 67
								83	A	Idaho	68 84	130	H	Portland St.	64 76
								83	H	Idaho	74 75	149	A	Montana St.	89 87
								89	H	Fresno St.	58 68	149	H	Montana St.	47 61
								98	A	Idaho St.	48 63	154	A	Montana	68 62
												154	H	Montana	67 64
												167	N	UC Riverside	45 57
												236	H	Sacramento St.	70 73
												238	A	Northern Ariz.	64 62
												280	A	Southern Utah	63 73
												315	A	Cal Poly	55 59
												322	A	Weber St.	64 58
LAST 12 Division I GAMES:															
83	H	Idaho	74 75	236	H	Sacramento St.	70 73								
118	A	Northern Colo.	76 72	130	H	Portland St.	64 76								
154	H	Montana	67 64	149	A	Montana St.	89 87								
149	H	Montana St.	47 61	154	A	Montana	68 62								
238	A	Northern Ariz.	64 62	118	H	Northern Colo.	62 67								
280	A	Southern Utah	63 73	83	A	Idaho	68 84								

Non-Div I Games: Eastern Ore. 66 45

Eastern Wash.

■ Loss,
 ■ Non-Conf,
 ■ S Site,
 ■ H Home
 ■ A Away
 N Neutral

Average RPI Win: 244	WON-LOST	WINNING	LAST 10	STRENGTH OF	OPP. STRENGTH	TEAM	ADJ.	CONF.	ADJ CONF.
Average RPI Loss: 116	RECORD	PCT. RANK	GAMES	SCHEDULE	OF SCHEDULE	RPI	RPI	RPI	RPI
DIV. I ONLY	7- 15	269	0- 1	122	157	211	211	10	10
DIV. I NON-CONF.	4- 6	212	0- 0	118	236	192	192	10	10
TOTALS	RPI 1-25	RPI 26-50	W-L RECORDS	RPI 51-100	RPI 101-150	RPI 150+			
7- 15	0- 0	0- 2	OVERALL	0- 4	1- 6	6- 3			
3- 7	0- 0	0- 1	HOME	0- 2	1- 3	2- 1			
4- 8	0- 0	0- 1	AWAY	0- 2	0- 3	4- 2			
0- 0	0- 0	0- 0	NEUTRAL	0- 0	0- 0	0- 0			
4- 6	0- 0	0- 1	NON-CONFERENCE	0- 2	1- 2	3- 1			
2- 3	0- 0	0- 1	HOME	0- 1	1- 1	1- 0			
2- 3	0- 0	0- 0	AWAY	0- 1	0- 1	2- 1			
0- 0	0- 0	0- 0	NEUTRAL	0- 0	0- 0	0- 0			
3- 9	0- 0	0- 1	CONFERENCE	0- 2	0- 4	3- 2			
1- 4	0- 0	0- 0	HOME	0- 1	0- 2	1- 1			
2- 5	0- 0	0- 1	AWAY	0- 1	0- 2	2- 1			
0- 0	0- 0	0- 0	NEUTRAL	0- 0	0- 0	0- 0			

RPI 1-25				RPI 26-50				RPI 51-100				RPI 101+				Team's RPI: 211	
RPI	S	Opponent	Score	RPI	S	Opponent	Score	RPI	S	Opponent	Score	RPI	S	Opponent	Score		
				29	H	North Carolina	69 100	53	H	Auburn	44 96	113	A	UNCW	51 76		
				36	A	James Madison	30 82	72	H	Drexel	44 59	113	H	UNCW	70 75		
								88	A	Northeastern	71 79	116	A	Towson	58 59		
								91	A	Duke	64 81	142	H	Davidson	73 72		
												143	A	Appalachian St.	62 65		
												144	H	Marist	57 61		
												146	H	Delaware	63 74		
												160	A	William & Mary	60 65		
												160	H	William & Mary	59 64		
												195	H	N.C. A&T	73 64		
												202	A	Hampton	77 62		
												251	A	Hofstra	77 64		
												281	A	Winthrop	57 58		
												288	A	Col. of Charleston	72 52		
												288	H	Col. of Charleston	76 68		
												341	A	N.C. Central	83 54		
LAST 12 Division I GAMES:																	
				160	H	William & Mary	59 64	116	A	Towson	58 59						
				288	A	Col. of Charleston	72 52	160	A	William & Mary	60 65						
				113	A	UNCW	51 76	113	H	UNCW	70 75						
				146	H	Delaware	63 74	288	H	Col. of Charleston	76 68						
				72	H	Drexel	44 59	251	A	Hofstra	77 64						
				36	A	James Madison	30 82	88	A	Northeastern	71 79						

Non-Div I Games: Chowan 88 74

Elon

Average RPI Win:	307	WON-LOST	WINNING	LAST 10	STRENGTH OF	OPP. STRENGTH	TEAM	ADJ.	CONF.	ADJ CONF.
Average RPI Loss:	189	RECORD	PCT. RANK	GAMES	SCHEDULE	OF SCHEDULE	RPI	RPI	RPI	RPI
DIV. I ONLY	3- 21	336	0- 1	264	280	336	336	13	13	
DIV. I NON-CONF.	2- 9	297	0- 0	332	341	346	346	15	15	
TOTALS	RPI 1-25	RPI 26-50	W-L RECORDS	RPI 51-100	RPI 101-150	RPI 150+				
3- 21	0- 1	0- 0	OVERALL	0- 2	0- 2	3- 16				
2- 10	0- 1	0- 0	HOME	0- 1	0- 0	2- 8				
1- 11	0- 0	0- 0	AWAY	0- 1	0- 2	1- 8				
0- 0	0- 0	0- 0	NEUTRAL	0- 0	0- 0	0- 0				
2- 9	0- 0	0- 0	NON-CONFERENCE	0- 0	0- 2	2- 7				
1- 4	0- 0	0- 0	HOME	0- 0	0- 0	1- 4				
1- 5	0- 0	0- 0	AWAY	0- 0	0- 2	1- 3				
0- 0	0- 0	0- 0	NEUTRAL	0- 0	0- 0	0- 0				
1- 12	0- 1	0- 0	CONFERENCE	0- 2	0- 0	1- 9				
1- 6	0- 1	0- 0	HOME	0- 1	0- 0	1- 4				
0- 6	0- 0	0- 0	AWAY	0- 1	0- 0	0- 5				
0- 0	0- 0	0- 0	NEUTRAL	0- 0	0- 0	0- 0				

RPI 1-25				RPI 26-50				RPI 51-100				RPI 101+				Team's RPI: 336	
RPI	S	Opponent	Score	RPI	S	Opponent	Score	RPI	S	Opponent	Score	RPI	S	Opponent	Score		
19	H	Drake	47 78					69	A	Missouri St.	66 88	115	A	Dayton	30 69		
								78	H	UNI	46 74	139	A	Morehead St.	63 85		
												157	A	Illinois St.	59 82		
												157	H	Illinois St.	61 72		
												159	A	Bradley	63 81		
												159	H	Bradley	68 75		
												162	A	Southern Ill.	47 67		
												181	A	Wisconsin	60 96		
												189	H	Indiana St.	69 76		
												194	A	Marshall	65 72		
												214	H	Southeast Mo. St.	50 54		
												223	A	Loyola Chicago	56 61		
												223	H	Loyola Chicago	51 71		
												254	H	SIUE	45 54		
												260	H	Austin Peay	56 52		
												286	A	Murray St.	53 81		
												311	A	Valparaiso	49 93		
												311	H	Valparaiso	77 65		
												332	H	Purdue Fort Wayne	66 72		
												340	H	UIC	54 62		
												349	A	Chicago St.	67 58		
LAST 12 Division I GAMES:																	
223	H	Loyola Chicago	51 71	78	H	UNI	46 74										
311	H	Valparaiso	77 65	311	A	Valparaiso	49 93										
159	A	Bradley	63 81	223	A	Loyola Chicago	56 61										
157	A	Illinois St.	59 82	157	H	Illinois St.	61 72										
189	H	Indiana St.	69 76	159	H	Bradley	68 75										
19	H	Drake	47 78	69	A	Missouri St.	66 88										

Non-Div I Games:

Evansville

■ Loss,
 ■ Non-Conf,
 ■ S Site,
 ■ H Home
 ■ A Away
 N Neutral

Average RPI Win:	240	WON-LOST	WINNING	LAST 10	STRENGTH OF	OPP. STRENGTH	TEAM	ADJ.	CONF.	ADJ CONF.
Average RPI Loss:	61	RECORD	PCT. RANK	GAMES	SCHEDULE	OF SCHEDULE	RPI	RPI	RPI	RPI
DIV. I ONLY	20- 4	18	1- 0	218	231	71	71	24	24	
DIV. I NON-CONF.	7- 4	108	0- 0	111	102	85	85	26	26	
TOTALS	RPI 1-25	RPI 26-50	W-L RECORDS	RPI 51-100	RPI 101-150	RPI 150+				
20- 4	0- 1	0- 1	OVERALL	2- 1	0- 1	18- 0				
10- 1	0- 0	0- 0	HOME	1- 0	0- 1	9- 0				
9- 2	0- 0	0- 1	AWAY	0- 1	0- 0	9- 0				
1- 1	0- 1	0- 0	NEUTRAL	1- 0	0- 0	0- 0				
7- 4	0- 1	0- 1	NON-CONFERENCE	2- 1	0- 1	5- 0				
4- 1	0- 0	0- 0	HOME	1- 0	0- 1	3- 0				
2- 2	0- 0	0- 1	AWAY	0- 1	0- 0	2- 0				
1- 1	0- 1	0- 0	NEUTRAL	1- 0	0- 0	0- 0				
13- 0	0- 0	0- 0	CONFERENCE	0- 0	0- 0	13- 0				
6- 0	0- 0	0- 0	HOME	0- 0	0- 0	6- 0				
7- 0	0- 0	0- 0	AWAY	0- 0	0- 0	7- 0				
0- 0	0- 0	0- 0	NEUTRAL	0- 0	0- 0	0- 0				

RPI S	Opponent	Score	RPI S	Opponent	Score	RPI S	Opponent	Score	Team's RPI: 71	RPI S	Opponent	Score
5 N	Stanford	65 88	33 A	South Dakota St.	62 80	84 N	American	90 71		114 H	UAB	60 62
						91 A	Duke	41 57		165 H	Abilene Christian	81 65
						97 H	Houston	76 71		178 A	North Ala.	68 52
										178 H	North Ala.	76 51
										206 A	Stetson	73 40
										212 A	Saint Francis (PA)	83 69
										213 A	Liberty	65 64
										213 H	Liberty	68 50
										229 H	Jacksonville	82 58
										249 A	Hawaii	73 67
										273 A	North Florida	105 66
										273 H	North Florida	80 48
										299 A	Kennesaw St.	69 46
										314 H	FIU	100 58
										321 A	NJIT	67 35
										321 H	NJIT	61 42
										324 A	Lipscomb	80 46
										324 H	Lipscomb	82 40
										328 H	Coppin St.	93 61
LAST 12 Division I GAMES:												
324 A	Lipscomb	80 46	321 A	NJIT	67 35							
206 A	Stetson	73 40	273 H	North Florida	80 48							
321 H	NJIT	61 42	324 H	Lipscomb	82 40							
213 A	Liberty	65 64	299 A	Kennesaw St.	69 46							
178 H	North Ala.	76 51	273 A	North Florida	105 66							
229 H	Jacksonville	82 58	178 A	North Ala.	68 52							

Non-Div I Games: Fla. Memorial 99 68 Johnson & Wales (FI109 64

FGCU

Loss, Non-Conf, S Site, H Home A Away N Neutral

Average RPI Win:	325	WON-LOST	WINNING	LAST 10	STRENGTH OF	OPP. STRENGTH	TEAM	ADJ.	CONF.	ADJ CONF.
Average RPI Loss:	159	RECORD	PCT. RANK	GAMES	SCHEDULE	OF SCHEDULE	RPI	RPI	RPI	RPI
DIV. I ONLY	4- 21	327	0- 1	144	271	314	314	14	14	
DIV. I NON-CONF.	3- 9	271	0- 1	162	347	313	313	18	18	
TOTALS	RPI 1-25	RPI 26-50	W-L RECORDS	RPI 51-100	RPI 101-150	RPI 150+				
4- 21	0- 1	0- 1	OVERALL	0- 3	0- 5	4- 11				
4- 11	0- 1	0- 0	HOME	0- 1	0- 4	4- 5				
0- 10	0- 0	0- 1	AWAY	0- 2	0- 1	0- 6				
0- 0	0- 0	0- 0	NEUTRAL	0- 0	0- 0	0- 0				
3- 9	0- 1	0- 0	NON-CONFERENCE	0- 1	0- 2	3- 5				
3- 6	0- 1	0- 0	HOME	0- 0	0- 2	3- 3				
0- 3	0- 0	0- 0	AWAY	0- 1	0- 0	0- 2				
0- 0	0- 0	0- 0	NEUTRAL	0- 0	0- 0	0- 0				
1- 12	0- 0	0- 1	CONFERENCE	0- 2	0- 3	1- 6				
1- 5	0- 0	0- 0	HOME	0- 1	0- 2	1- 2				
0- 7	0- 0	0- 1	AWAY	0- 1	0- 1	0- 4				
0- 0	0- 0	0- 0	NEUTRAL	0- 0	0- 0	0- 0				

RPI	S	Opponent	Score	RPI	S	Opponent	Score	RPI	S	Opponent	Score	RPI	S	Opponent	Score	Team's RPI: 314
17	H	Miami (FL)	43 94	37	A	Rice	44 76	66	H	Middle Tenn.	43 49	105	H	South Alabama	77 84	
								71	A	FGCU	58 100	114	H	UAB	59 83	
								74	A	Old Dominion	68 95	127	H	Western Ky.	82 94	
												131	H	Georgia St.	61 67	
												135	A	Charlotte	54 69	
												166	A	Louisiana Tech	72 90	
												176	A	North Texas	50 75	
												185	A	Southern Miss.	57 71	
												194	H	Marshall	58 86	
												216	A	Bethune-Cookman	57 68	
												222	H	Campbell	54 59	
												229	H	Jacksonville	62 73	
												237	H	Howard	62 89	
												273	A	North Florida	53 62	
												274	H	UTEP	55 60	
												298	A	Fla. Atlantic	55 77	
												300	H	UTSA	51 40	
												302	H	Morgan St.	59 50	
												347	H	Florida A&M	77 54	
												350	H	Alcorn	75 40	
LAST 12 Division I GAMES:																
105	H	South Alabama	77 84	166	A	Louisiana Tech	72 90									
222	H	Campbell	54 59	185	A	Southern Miss.	57 71									
176	A	North Texas	50 75	298	A	Fla. Atlantic	55 77									
37	A	Rice	44 76	194	H	Marshall	58 86									
274	H	UTEP	55 60	127	H	Western Ky.	82 94									
300	H	UTSA	51 40	74	A	Old Dominion	68 95									

Non-Div I Games: Palm Beach Atl. 63 66

FIU

Fairfield

Through Games Of Feb. 20, 2019

Average RPI Win:	296	WON-LOST	WINNING	LAST 10	STRENGTH OF	OPP. STRENGTH	TEAM	ADJ.	CONF.	ADJ CONF.
Average RPI Loss:	190	RECORD	PCT. RANK	GAMES	SCHEDULE	OF SCHEDULE	RPI	RPI	RPI	RPI
DIV. I ONLY	8- 18	272	0- 1	260	303	294	294	26	26	
DIV. I NON-CONF.	3- 8	267	0- 0	292	316	310	310	27	27	
TOTALS	RPI 1-25	RPI 26-50	W-L RECORDS	RPI 51-100	RPI 101-150	RPI 150+				
8- 18	0- 0	0- 1	OVERALL	0- 3	0- 2	8- 12				
4- 6	0- 0	0- 0	HOME	0- 2	0- 1	4- 3				
3- 9	0- 0	0- 0	AWAY	0- 1	0- 1	3- 7				
1- 3	0- 0	0- 1	NEUTRAL	0- 0	0- 0	1- 2				
3- 8	0- 0	0- 1	NON-CONFERENCE	0- 1	0- 0	3- 6				
1- 2	0- 0	0- 0	HOME	0- 1	0- 0	1- 1				
1- 3	0- 0	0- 0	AWAY	0- 0	0- 0	1- 3				
1- 3	0- 0	0- 1	NEUTRAL	0- 0	0- 0	1- 2				
5- 10	0- 0	0- 0	CONFERENCE	0- 2	0- 2	5- 6				
3- 4	0- 0	0- 0	HOME	0- 1	0- 1	3- 2				
2- 6	0- 0	0- 0	AWAY	0- 1	0- 1	2- 4				
0- 0	0- 0	0- 0	NEUTRAL	0- 0	0- 0	0- 0				

RPI S	Opponent	Score	RPI S	Opponent	Score	RPI S	Opponent	Score	RPI S	Opponent	Score	Team's RPI: 294
48 N	Bucknell	54 77	65 A	Quinnipiac	36 81	144 A	Marist	44 85				
			65 H	Quinnipiac	40 48	144 H	Marist	46 56				
			88 H	Northeastern	50 59	160 H	William & Mary	54 60				
						188 A	Rider	59 62				
						192 A	Xavier	35 48				
						209 N	Furman	70 77				
						217 A	Dartmouth	46 59				
						234 N	Massachusetts	49 59				
						246 A	Niagara	68 71				
						246 H	Niagara	55 54				
						247 H	Monmouth	63 73				
						262 A	Richmond	58 40				
						264 A	Brown	49 68				
						279 A	Canisius	50 53				
						279 H	Canisius	72 65				
						285 A	Siena	66 40				
						285 H	Siena	59 55				
						287 A	Manhattan	41 47				
						323 A	Iona	55 42				
						335 H	Saint Peter's	65 68				
						340 N	UIC	68 60				
						351 H	LIU Brooklyn	71 43				
LAST 12 Division I GAMES:												
144 A	Marist	44 85	287 A	Manhattan	41 47							
65 H	Quinnipiac	40 48	285 H	Siena	59 55							
285 A	Siena	66 40	323 A	Iona	55 42							
246 H	Niagara	55 54	246 A	Niagara	68 71							
279 H	Canisius	72 65	279 A	Canisius	50 53							
247 H	Monmouth	63 73	335 H	Saint Peter's	65 68							

Non-Div I Games:

Fairfield

■ Loss,
 ■ Non-Conf,
 ■ S Site,
 ■ H Home
 ■ A Away
 N Neutral

Ralphie Brimmon				Through Games of Feb. 10, 1919						
Average RPI Win:	325	WON-LOST	WINNING	LAST 10	STRENGTH OF	OPP. STRENGTH	TEAM	ADJ.	CONF.	ADJ CONF.
Average RPI Loss:	253	RECORD	PCT. RANK	GAMES	SCHEDULE	OF SCHEDULE	RPI	RPI	RPI	RPI
DIV. I ONLY	4- 18	323	0- 1	339	351	345	345	31	31	
DIV. I NON-CONF.	1- 8	322	0- 0	335	348	350	350	31	31	

TOTALS	RPI 1-25	RPI 26-50		W-L RECORDS		RPI 51-100	RPI 101-150	RPI 150+		
4- 18	0- 0	0- 0		OVERALL		0- 0	0- 1	4- 17		
3- 6	0- 0	0- 0		HOME		0- 0	0- 0	3- 6		
1- 12	0- 0	0- 0		AWAY		0- 0	0- 1	1- 11		
0- 0	0- 0	0- 0		NEUTRAL		0- 0	0- 0	0- 0		
1- 8	0- 0	0- 0		NON-CONFERENCE		0- 0	0- 1	1- 7		
1- 2	0- 0	0- 0		HOME		0- 0	0- 0	1- 2		
0- 6	0- 0	0- 0		AWAY		0- 0	0- 1	0- 5		
0- 0	0- 0	0- 0		NEUTRAL		0- 0	0- 0	0- 0		
3- 10	0- 0	0- 0		CONFERENCE		0- 0	0- 0	3- 10		
2- 4	0- 0	0- 0		HOME		0- 0	0- 0	2- 4		
1- 6	0- 0	0- 0		AWAY		0- 0	0- 0	1- 6		
0- 0	0- 0	0- 0		NEUTRAL		0- 0	0- 0	0- 0		

RPI 1-25				RPI 26-50				RPI 51-100				RPI 101+		Team's RPI: 345	
RPI	S	Opponent	Score	RPI	S	Opponent	Score	RPI	S	Opponent	Score	RPI	S	Opponent	Score
												150	A	Stony Brook	49 63
												203	A	Robert Morris	49 71
												203	H	Robert Morris	43 63
												212	A	Saint Francis (PA)	64 75
												212	H	Saint Francis (PA)	65 77
												228	A	Sacred Heart	62 68
												237	H	Howard	58 79
												241	H	Mt. St. Mary's	47 63
												255	A	Colgate	52 71
												258	A	Binghamton	54 73
												263	A	St. Francis Brooklyn	61 73
												263	H	St. Francis Brooklyn	53 64
												267	A	Army West Point	40 62
												282	A	Air Force	37 85
												303	A	Wagner	59 71
												313	H	Central Conn. St.	74 67
												316	A	Bryant	48 68
												316	H	Bryant	63 53
												321	H	NJIT	64 43
												326	H	Lafayette	57 63
												335	A	Saint Peter's	58 75
												351	A	LIU Brooklyn	69 52
LAST 12 Division I GAMES:															
316	A	Bryant	48 68	263	H	St. Francis Brooklyn	53 64								
212	H	Saint Francis (PA)	65 77	241	H	Mt. St. Mary's	47 63								
228	A	Sacred Heart	62 68	351	A	LIU Brooklyn	69 52								
263	A	St. Francis Brooklyn	61 73	303	A	Wagner	59 71								
203	H	Robert Morris	43 63	313	H	Central Conn. St.	74 67								
316	H	Bryant	63 53	203	A	Robert Morris	49 71								

Non-Div I Games:	Georgian Court	70	45	Rutgers-Newark	97	51
------------------	----------------	----	----	----------------	----	----

Fairleigh Dickinson

Loss, Non-Conf, S Site, H Home A Away N Neutral

Average RPI Win:	297	WON-LOST	WINNING	LAST 10	STRENGTH OF	OPP. STRENGTH	TEAM	ADJ.	CONF.	ADJ CONF.
Average RPI Loss:	149	RECORD	PCT. RANK	GAMES	SCHEDULE	OF SCHEDULE	RPI	RPI	RPI	RPI
DIV. I ONLY	5- 21	319	0- 1	145	222	298	298	14	14	
DIV. I NON-CONF.	3- 10	278	0- 1	166	307	286	286	18	18	
TOTALS	RPI 1-25	RPI 26-50	W-L RECORDS	RPI 51-100	RPI 101-150	RPI 150+				
5- 21	0- 0	0- 2	OVERALL	0- 3	0- 5	5- 11				
4- 11	0- 0	0- 0	HOME	0- 1	0- 3	4- 7				
1- 10	0- 0	0- 2	AWAY	0- 2	0- 2	1- 4				
0- 0	0- 0	0- 0	NEUTRAL	0- 0	0- 0	0- 0				
3- 10	0- 0	0- 1	NON-CONFERENCE	0- 1	0- 2	3- 6				
2- 6	0- 0	0- 0	HOME	0- 0	0- 1	2- 5				
1- 4	0- 0	0- 1	AWAY	0- 1	0- 1	1- 1				
0- 0	0- 0	0- 0	NEUTRAL	0- 0	0- 0	0- 0				
2- 11	0- 0	0- 1	CONFERENCE	0- 2	0- 3	2- 5				
2- 5	0- 0	0- 0	HOME	0- 1	0- 2	2- 2				
0- 6	0- 0	0- 1	AWAY	0- 1	0- 1	0- 3				
0- 0	0- 0	0- 0	NEUTRAL	0- 0	0- 0	0- 0				

RPI S	Opponent	Score	RPI S	Opponent	Score	RPI S	Opponent	Score	RPI S	Opponent	Score	Team's RPI: 298
31	A Michigan St.	74 89	61	A Little Rock	38 61	114	H UAB	64 89				
37	A Rice	35 63	66	H Middle Tenn.	55 74	127	H Western Ky.	50 81				
			74	A Old Dominion	53 87	131	H Georgia St.	59 75				
						135	A Charlotte	47 68				
						147	A Tulane	45 88				
						159	H Bradley	59 80				
						166	A Louisiana Tech	55 86				
						176	A North Texas	62 82				
						185	A Southern Miss.	45 67				
						187	H Saint Louis	61 93				
						194	H Marshall	67 72				
						195	H N.C. A&T	65 67				
						202	H Hampton	68 72				
						209	A Furman	57 73				
						262	H Richmond	69 55				
						268	H Western Mich.	59 69				
						274	H UTEP	44 70				
						285	A Siena	70 66				
						300	H UTSA	86 70				
						314	H FIU	77 55				
						326	H Lafayette	53 49				
LAST 12 Division I GAMES:												
187	H Saint Louis	61 93	185	A Southern Miss.	45 67							
159	H Bradley	59 80	166	A Louisiana Tech	55 86							
37	A Rice	35 63	314	H FIU	77 55							
176	A North Texas	62 82	127	H Western Ky.	50 81							
300	H UTSA	86 70	194	H Marshall	67 72							
274	H UTEP	44 70	135	A Charlotte	47 68							

Non-Div I Games:

Fla. Atlantic

Average RPI Win:	194	WON-LOST	WINNING	LAST 10	STRENGTH OF	OPP. STRENGTH	TEAM	ADJ.	CONF.	ADJ CONF.
Average RPI Loss:	90	RECORD	PCT. RANK	GAMES	SCHEDULE	OF SCHEDULE	RPI	RPI	RPI	RPI
DIV. I ONLY	6- 19	302	0- 1	46	70	218	218	5	5	
DIV. I NON-CONF.	4- 9	252	0- 1	131	174	259	259	5	5	
TOTALS	RPI 1-25	RPI 26-50	W-L RECORDS	RPI 51-100	RPI 101-150	RPI 150+				
6- 19	0- 5	1- 1	OVERALL	0- 6	2- 3	3- 4				
6- 7	0- 2	1- 0	HOME	0- 3	2- 1	3- 1				
0- 11	0- 3	0- 1	AWAY	0- 2	0- 2	0- 3				
0- 1	0- 0	0- 0	NEUTRAL	0- 1	0- 0	0- 0				
4- 9	0- 1	0- 0	NON-CONFERENCE	0- 4	1- 1	3- 3				
4- 3	0- 0	0- 0	HOME	0- 1	1- 1	3- 1				
0- 5	0- 1	0- 0	AWAY	0- 2	0- 0	0- 2				
0- 1	0- 0	0- 0	NEUTRAL	0- 1	0- 0	0- 0				
2- 10	0- 4	1- 1	CONFERENCE	0- 2	1- 2	0- 1				
2- 4	0- 2	1- 0	HOME	0- 2	1- 0	0- 0				
0- 6	0- 2	0- 1	AWAY	0- 0	0- 2	0- 1				
0- 0	0- 0	0- 0	NEUTRAL	0- 0	0- 0	0- 0				

RPI 1-25				RPI 26-50				RPI 51-100				RPI 101+ Team's RPI: 218			
RPI	S	Opponent	Score	RPI	S	Opponent	Score	RPI	S	Opponent	Score	RPI	S	Opponent	Score
7	H	Mississippi St.	42 90	28	H	Missouri	58 56	53	H	Auburn	56 64	101	H	Northwestern	74 83
15	A	South Carolina	40 71	40	A	Tennessee	50 67	54	A	Indiana	64 83	111	A	Georgia	58 93
15	H	South Carolina	77 96					57	N	Utah	58 74	136	H	Texas Tech	72 67
20	A	Florida St.	56 63					81	H	Arkansas	73 83	138	A	Alabama	67 74
23	A	Kentucky	51 62					88	H	Northeastern	66 79	138	H	Alabama	57 55
								92	A	Ohio St.	41 46	163	A	Mercer	82 92
												206	A	Ole Miss	66 76
												215	A	UNLV	53 56
												216	H	Bethune-Cookman	64 53
												232	H	Gardner-Webb	58 60
												301	H	Charleston So.	70 60
												347	H	Florida A&M	62 38
LAST 12 Division I GAMES:															
215	A	UNLV	53 56	81	H	Arkansas	73 83								
15	H	South Carolina	77 96	7	H	Mississippi St.	42 90								
111	A	Georgia	58 93	206	A	Ole Miss	66 76								
138	H	Alabama	57 55	28	H	Missouri	58 56								
23	A	Kentucky	51 62	15	A	South Carolina	40 71								
40	A	Tennessee	50 67	53	H	Auburn	56 64								

Non-Div I Games:

Florida

■ Loss,
 ■ Non-Conf,
 ■ S Site,
 ■ H Home
 ■ A Away
 N Neutral

Average RPI Win:	245	WON-LOST	WINNING	LAST 10	STRENGTH OF	OPP. STRENGTH	TEAM	ADJ.	CONF.	ADJ CONF.
Average RPI Loss:	239	RECORD	PCT. RANK	GAMES	SCHEDULE	OF SCHEDULE	RPI	RPI	RPI	RPI
DIV. I ONLY	3- 21	336	0- 1	336	329	347	347	32	32	
DIV. I NON-CONF.	1- 10	330	0- 1	260	178	338	338	32	32	
TOTALS	RPI 1-25	RPI 26-50	W-L RECORDS	RPI 51-100	RPI 101-150	RPI 150+				
3- 21	0- 1	1- 1	OVERALL	0- 0	0- 1	2- 18				
2- 7	0- 0	1- 0	HOME	0- 0	0- 0	1- 7				
1- 11	0- 1	0- 1	AWAY	0- 0	0- 0	1- 9				
0- 3	0- 0	0- 0	NEUTRAL	0- 0	0- 1	0- 2				
1- 10	0- 1	1- 1	NON-CONFERENCE	0- 0	0- 1	0- 7				
1- 1	0- 0	1- 0	HOME	0- 0	0- 0	0- 1				
0- 6	0- 1	0- 1	AWAY	0- 0	0- 0	0- 4				
0- 3	0- 0	0- 0	NEUTRAL	0- 0	0- 1	0- 2				
2- 11	0- 0	0- 0	CONFERENCE	0- 0	0- 0	2- 11				
1- 6	0- 0	0- 0	HOME	0- 0	0- 0	1- 6				
1- 5	0- 0	0- 0	AWAY	0- 0	0- 0	1- 5				
0- 0	0- 0	0- 0	NEUTRAL	0- 0	0- 0	0- 0				

RPI 1-25				RPI 26-50				RPI 51-100				RPI 101+ Team's RPI: 347			
RPI	S	Opponent	Score	RPI	S	Opponent	Score	RPI	S	Opponent	Score	RPI	S	Opponent	Score
17	A	Miami (FL)	54 103	40	A	Tennessee	31 96					147	N	Tulane	34 78
				45	H	Miami (OH)	57 56					182	H	UMES	36 68
												195	H	N.C. A&T	48 56
												205	H	Jacksonville St.	31 62
												206	A	Stetson	44 69
												218	A	Florida	38 62
												237	A	Howard	68 74
												237	H	Howard	59 81
												268	N	Western Mich.	50 69
												270	A	Norfolk St.	58 60
												270	H	Norfolk St.	45 69
												273	A	North Florida	53 64
												302	A	Morgan St.	71 75
												308	A	South Carolina St.	48 61
												314	A	FIU	54 77
												317	N	Omaha	50 57
												328	A	Coppin St.	53 73
												341	H	N.C. Central	57 64
												343	H	Delaware St.	57 52
												348	A	Savannah St.	60 55
												348	H	Savannah St.	50 54
LAST 12 Division I GAMES:															
				317	N	Omaha	50 57					195	H	N.C. A&T	48 56
				308	A	South Carolina St.	48 61					302	A	Morgan St.	71 75
				348	A	Savannah St.	60 55					328	A	Coppin St.	53 73
				270	H	Norfolk St.	45 69					343	H	Delaware St.	57 52
				237	H	Howard	59 81					182	H	UMES	36 68
				341	H	N.C. Central	57 64					348	H	Savannah St.	50 54

Non-Div I Games: Edward Waters 70 64

Florida A&M

■ Loss,
 ■ Non-Conf, S Site,
 ■ Home
 ■ Away
 N Neutral

Average RPI Win:	127	WON-LOST	WINNING	LAST 10	STRENGTH OF	OPP. STRENGTH	TEAM	ADJ.	CONF.	ADJ CONF.
Average RPI Loss:	29	RECORD	PCT. RANK	GAMES	SCHEDULE	OF SCHEDULE	RPI	RPI	RPI	RPI
DIV. I ONLY	21- 5	24	1- 0	51	8	20	20	1	1	
DIV. I NON-CONF.	12- 1	11	1- 0	153	70	33	33	1	1	
TOTALS	RPI 1-25	RPI 26-50	W-L RECORDS	RPI 51-100	RPI 101-150	RPI 150+				
21- 5	3- 2	1- 2	OVERALL	2- 1	9- 0	6- 0				
12- 3	2- 1	0- 1	HOME	1- 1	6- 0	3- 0				
7- 2	0- 1	1- 1	AWAY	1- 0	3- 0	2- 0				
2- 0	1- 0	0- 0	NEUTRAL	0- 0	0- 0	1- 0				
12- 1	1- 0	0- 0	NON-CONFERENCE	0- 1	5- 0	6- 0				
7- 1	0- 0	0- 0	HOME	0- 1	4- 0	3- 0				
3- 0	0- 0	0- 0	AWAY	0- 0	1- 0	2- 0				
2- 0	1- 0	0- 0	NEUTRAL	0- 0	0- 0	1- 0				
9- 4	2- 2	1- 2	CONFERENCE	2- 0	4- 0	0- 0				
5- 2	2- 1	0- 1	HOME	1- 0	2- 0	0- 0				
4- 2	0- 1	1- 1	AWAY	1- 0	2- 0	0- 0				
0- 0	0- 0	0- 0	NEUTRAL	0- 0	0- 0	0- 0				

RPI	S	Opponent	Score	RPI	S	Opponent	Score	RPI	S	Opponent	Score	RPI	S	Opponent	Score
1	A	Notre Dame	70 97	29	A	North Carolina	64 63	60	H	LSU	45 58	103	A	St. John's (NY)	57 53
3	H	Louisville	49 68	41	A	Clemson	68 73	67	A	Virginia Tech	56 54	104	A	Virginia	63 61
8	N	Iowa	71 67	41	H	Clemson	45 57	91	H	Duke	66 62	107	H	Troy	103 67
10	H	NC State	75 70									112	H	Creighton	71 52
17	H	Miami (FL)	62 58									117	A	Boston College	91 71
												121	H	Wake Forest	85 61
												123	H	Pittsburgh	78 46
												131	H	Georgia St.	79 43
												137	H	Penn St.	87 58
												163	A	Mercer	57 56
												183	A	Milwaukee	87 62
												218	H	Florida	63 56
												229	H	Jacksonville	79 46
												273	H	North Florida	74 53
												331	N	Eastern Ky.	62 45
LAST 12 Division I GAMES:															
8	N	Iowa	71 67	17	H	Miami (FL)	62 58	67	A	Virginia Tech	56 54	3	H	Louisville	49 68
123	H	Pittsburgh	78 46	41	A	Clemson	68 73	91	H	Duke	66 62	117	A	Boston College	91 71
41	A	Clemson	68 73	1	A	Notre Dame	70 97	41	H	Clemson	45 57				
10	H	NC State	75 70												
121	H	Wake Forest	85 61												

Non-Div I Games:

Florida St.

■ Loss,
 ■ Non-Conf,
 ■ S Site,
 ■ H Home
 ■ A Away
 N Neutral

Average RPI Win:	205	WON-LOST	WINNING	LAST 10	STRENGTH OF	OPP. STRENGTH	TEAM	ADJ.	CONF.	ADJ CONF.
Average RPI Loss:	103	RECORD	PCT. RANK	GAMES	SCHEDULE	OF SCHEDULE	RPI	RPI	RPI	RPI
DIV. I ONLY	19- 8	70	1- 0	237	98	122	122	17	17	
DIV. I NON-CONF.	9- 5	104	1- 0	263	23	147	147	16	16	
TOTALS	RPI 1-25	RPI 26-50	W-L RECORDS	RPI 51-100	RPI 101-150	RPI 150+				
19- 8	0- 0	0- 1	OVERALL	2- 3	2- 4	15- 0				
10- 3	0- 0	0- 0	HOME	2- 1	1- 2	7- 0				
7- 4	0- 0	0- 0	AWAY	0- 2	1- 2	6- 0				
2- 1	0- 0	0- 1	NEUTRAL	0- 0	0- 0	2- 0				
9- 5	0- 0	0- 1	NON-CONFERENCE	2- 2	1- 2	6- 0				
6- 1	0- 0	0- 0	HOME	2- 0	1- 1	3- 0				
1- 3	0- 0	0- 0	AWAY	0- 2	0- 1	1- 0				
2- 1	0- 0	0- 1	NEUTRAL	0- 0	0- 0	2- 0				
10- 3	0- 0	0- 0	CONFERENCE	0- 1	1- 2	9- 0				
4- 2	0- 0	0- 0	HOME	0- 1	0- 1	4- 0				
6- 1	0- 0	0- 0	AWAY	0- 0	1- 1	5- 0				
0- 0	0- 0	0- 0	NEUTRAL	0- 0	0- 0	0- 0				

RPI S	Opponent	Score	RPI S	Opponent	Score	RPI S	Opponent	Score	RPI S	Opponent	Score	Team's RPI: 122
30 N	Texas	54 72	66 H	Middle Tenn.	61 49	115 A	Dayton	50 72	123 A	Pittsburgh	62 65	
			70 H	Maine	72 64	135 H	Charlotte	71 64	137 H	Penn St.	55 72	
			88 A	Northeastern	54 58	142 A	Davidson	58 42	142 H	Davidson	56 60	
			94 A	Georgetown	38 58	151 H	Duquesne	57 46	161 N	Washington	65 57	
			95 H	VCU	44 47	187 A	Saint Louis	56 53	187 H	Saint Louis	54 51	
						193 A	George Washington	50 38	204 N	Ball St.	78 70	
						221 H	George Mason	64 53	230 A	St. Bonaventure	53 44	
						239 A	Rhode Island	56 38	248 H	Columbia	68 49	
						262 H	Richmond	60 48	287 H	Manhattan	65 61	
						293 A	La Salle	65 54	303 H	Wagner	80 59	
						323 A	Iona	57 40				
LAST 12 Division I GAMES:												
66 H	Middle Tenn.	61 49	187 H	Saint Louis	54 51							
30 N	Texas	54 72	151 H	Duquesne	57 46							
161 N	Washington	65 57	293 A	La Salle	65 54							
230 A	St. Bonaventure	53 44	142 H	Davidson	56 60							
142 A	Davidson	58 42	239 A	Rhode Island	56 38							
221 H	George Mason	64 53	115 A	Dayton	50 72							

Non-Div I Games:

Fordham

■ Loss,
 ■ Non-Conf, S Site,
 ■ Home
 ■ Away
 N Neutral

Average RPI Win:	213	WON-LOST	WINNING	LAST 10	STRENGTH OF	OPP. STRENGTH	TEAM	ADJ.	CONF.	ADJ CONF.
Average RPI Loss:	69	RECORD	PCT. RANK	GAMES	SCHEDULE	OF SCHEDULE	RPI	RPI	RPI	RPI
DIV. I ONLY	15- 8	90	1- 0	141	112	89	89	15	15	
DIV. I NON-CONF.	5- 4	139	0- 0	176	47	111	111	13	13	
TOTALS	RPI 1-25	RPI 26-50	W-L RECORDS	RPI 51-100	RPI 101-150	RPI 150+				
15- 8	0- 1	0- 2	OVERALL	2- 4	0- 0	13- 1				
9- 2	0- 0	0- 1	HOME	2- 1	0- 0	7- 0				
6- 6	0- 1	0- 1	AWAY	0- 3	0- 0	6- 1				
0- 0	0- 0	0- 0	NEUTRAL	0- 0	0- 0	0- 0				
5- 4	0- 1	0- 1	NON-CONFERENCE	1- 1	0- 0	4- 1				
4- 0	0- 0	0- 0	HOME	1- 0	0- 0	3- 0				
1- 4	0- 1	0- 1	AWAY	0- 1	0- 0	1- 1				
0- 0	0- 0	0- 0	NEUTRAL	0- 0	0- 0	0- 0				
10- 4	0- 0	0- 1	CONFERENCE	1- 3	0- 0	9- 0				
5- 2	0- 0	0- 1	HOME	1- 1	0- 0	4- 0				
5- 2	0- 0	0- 0	AWAY	0- 2	0- 0	5- 0				
0- 0	0- 0	0- 0	NEUTRAL	0- 0	0- 0	0- 0				

RPI 1-25				RPI 26-50				RPI 51-100				Team's RPI: 89	RPI 101+			
RPI	S	Opponent	Score	RPI	S	Opponent	Score	RPI	S	Opponent	Score		RPI	S	Opponent	Score
14	A	Arizona St.	52 68	42	A	UCLA	80 89	51	A	Boise St.	76 83		169	H	Santa Clara	80 53
				44	H	Wyoming	56 63	51	H	Boise St.	60 72		183	H	Milwaukee	65 48
								55	A	New Mexico	73 82		186	A	Eastern Wash.	68 58
								55	H	New Mexico	77 70		199	A	Utah St.	64 53
								56	A	Southern California	61 62		199	H	Utah St.	70 59
								90	H	UT Arlington	70 61		208	A	San Diego St.	87 81
													215	H	UNLV	73 55
													235	A	Nevada	79 63
													238	A	Northern Ariz.	73 86
													275	A	Colorado St.	66 55
													275	H	Colorado St.	57 54
													282	A	Air Force	77 70
													305	H	San Jose St.	77 48
													315	H	Cal Poly	76 58
LAST 12 Division I GAMES:																
282	A	Air Force	77 70	44	H	Wyoming	56 63									
55	H	New Mexico	77 70	275	H	Colorado St.	57 54									
51	A	Boise St.	76 83	208	A	San Diego St.	87 81									
215	H	UNLV	73 55	51	H	Boise St.	60 72									
199	A	Utah St.	64 53	235	A	Nevada	79 63									
55	A	New Mexico	73 82	199	H	Utah St.	70 59									

Non-Div I Games: Stanislaus St. 86 51 Fresno Pacific 90 51

Fresno St.

Average RPI Win: 280	WON-LOST	WINNING	LAST 10	STRENGTH OF	OPP. STRENGTH	TEAM	ADJ.	CONF.	ADJ CONF.
Average RPI Loss: 143	RECORD	PCT. RANK	GAMES	SCHEDULE	OF SCHEDULE	RPI	RPI	RPI	RPI
DIV. I ONLY	15- 9	102	1- 0	341	199	209	209	27	27
DIV. I NON-CONF.	7- 6	153	0- 0	266	222	203	203	24	24
TOTALS	RPI 1-25	RPI 26-50	W-L RECORDS	RPI 51-100	RPI 101-150	RPI 150+			
15- 9	0- 2	0- 0	OVERALL	0- 1	0- 1	15- 5			
11- 2	0- 0	0- 0	HOME	0- 1	0- 0	11- 1			
3- 6	0- 2	0- 0	AWAY	0- 0	0- 1	3- 3			
1- 1	0- 0	0- 0	NEUTRAL	0- 0	0- 0	1- 1			
7- 6	0- 2	0- 0	NON-CONFERENCE	0- 1	0- 1	7- 2			
5- 1	0- 0	0- 0	HOME	0- 1	0- 0	5- 0			
1- 4	0- 2	0- 0	AWAY	0- 0	0- 1	1- 1			
1- 1	0- 0	0- 0	NEUTRAL	0- 0	0- 0	1- 1			
8- 3	0- 0	0- 0	CONFERENCE	0- 0	0- 0	8- 3			
6- 1	0- 0	0- 0	HOME	0- 0	0- 0	6- 1			
2- 2	0- 0	0- 0	AWAY	0- 0	0- 0	2- 2			
0- 0	0- 0	0- 0	NEUTRAL	0- 0	0- 0	0- 0			

RPI 1-25				RPI 26-50				RPI 51-100				RPI 101+ Team's RPI: 209			
RPI	S	Opponent	Score	RPI	S	Opponent	Score	RPI	S	Opponent	Score	RPI	S	Opponent	Score
7	A	Mississippi St.	41 106					66	H	Middle Tenn.	71 78	111	A	Georgia	38 61
15	A	South Carolina	53 66									152	A	Chattanooga	53 73
												152	H	Chattanooga	61 54
												163	H	Mercer	60 75
												177	H	UNC Asheville	58 47
												219	N	Western Ill.	78 85
												232	H	Gardner-Webb	70 57
												253	A	ETSU	70 75
												253	H	ETSU	57 55
												269	H	Wofford	63 50
												277	H	Samford	57 36
												288	A	Col. of Charleston	70 67
												294	N	Fairfield	77 70
												298	H	Fla. Atlantic	73 57
												299	A	Kennesaw St.	63 74
												310	A	UNC Greensboro	59 49
												310	H	UNC Greensboro	64 61
												330	H	Presbyterian	76 68
												334	A	Western Caro.	53 28
												334	H	Western Caro.	65 55
												344	H	USC Upstate	78 67
LAST 12 Division I GAMES:															
253	H	ETSU	57 55	269	H	Wofford	63 50								
152	H	Chattanooga	61 54	152	A	Chattanooga	53 73								
310	A	UNC Greensboro	59 49	253	A	ETSU	70 75								
334	A	Western Caro.	53 28	334	H	Western Caro.	65 55								
163	H	Mercer	60 75	310	H	UNC Greensboro	64 61								
277	H	Samford	57 36	330	H	Presbyterian	76 68								

Non-Div I Games: Coker 71 42 North Greenville 74 **78**

Furman

Average RPI Win:	266	WON-LOST	WINNING	LAST 10	STRENGTH OF	OPP. STRENGTH	TEAM	ADJ.	CONF.	ADJ CONF.
Average RPI Loss:	167	RECORD	PCT. RANK	GAMES	SCHEDULE	OF SCHEDULE	RPI	RPI	RPI	RPI
DIV. I ONLY	6- 17	293	0- 1	152	314	278	278	12	12	
DIV. I NON-CONF.	4- 6	212	0- 0	188	350	223	223	14	14	
TOTALS	RPI 1-25	RPI 26-50	W-L RECORDS	RPI 51-100	RPI 101-150	RPI 150+				
6- 17	0- 0	0- 0	OVERALL	0- 3	0- 7	6- 7				
3- 8	0- 0	0- 0	HOME	0- 1	0- 3	3- 4				
3- 9	0- 0	0- 0	AWAY	0- 2	0- 4	3- 3				
0- 0	0- 0	0- 0	NEUTRAL	0- 0	0- 0	0- 0				
4- 6	0- 0	0- 0	NON-CONFERENCE	0- 1	0- 2	4- 3				
2- 2	0- 0	0- 0	HOME	0- 0	0- 0	2- 2				
2- 4	0- 0	0- 0	AWAY	0- 1	0- 2	2- 1				
0- 0	0- 0	0- 0	NEUTRAL	0- 0	0- 0	0- 0				
2- 11	0- 0	0- 0	CONFERENCE	0- 2	0- 5	2- 4				
1- 6	0- 0	0- 0	HOME	0- 1	0- 3	1- 2				
1- 5	0- 0	0- 0	AWAY	0- 1	0- 2	1- 2				
0- 0	0- 0	0- 0	NEUTRAL	0- 0	0- 0	0- 0				

RPI 1-25				RPI 26-50				RPI 51-100				RPI 101+				Team's RPI: 278	
RPI	S	Opponent	Score	RPI	S	Opponent	Score	RPI	S	Opponent	Score	RPI	S	Opponent	Score		
								67	A	Virginia Tech	49	78	105	A	South Alabama	60	73
								90	A	UT Arlington	48	81	105	H	South Alabama	53	69
								90	H	UT Arlington	53	74	107	A	Troy	78	100
												107	H	Troy	81	97	
												111	A	Georgia	38	81	
												131	H	Georgia St.	66	83	
												150	A	Stony Brook	43	72	
												163	H	Mercer	72	79	
												173	A	Texas St.	65	55	
												173	H	Texas St.	52	64	
												216	H	Bethune-Cookman	77	76	
												245	A	Louisiana	48	59	
												245	H	Louisiana	79	71	
												269	H	Wofford	65	81	
												281	H	Winthrop	64	55	
												299	A	Kennesaw St.	59	78	
												312	A	La.-Monroe	57	58	
												312	H	La.-Monroe	62	80	
												330	A	Presbyterian	69	68	
												348	A	Savannah St.	82	71	
LAST 12 Division I GAMES:																	
				107	A	Troy	78	100	90	A	UT Arlington	48	81				
				105	A	South Alabama	60	73	105	H	South Alabama	53	69				
				312	H	La.-Monroe	62	80	107	H	Troy	81	97				
				245	H	Louisiana	79	71	245	A	Louisiana	48	59				
				131	H	Georgia St.	66	83	312	A	La.-Monroe	57	58				
				173	A	Texas St.	65	55	90	H	UT Arlington	53	74				

Non-Div I Games: Coastal Ga. 68 46

Ga. Southern

■ Loss,
 ■ Non-Conf, S Site,
 ■ Home
 ■ Away
 N Neutral

Average RPI Win:	263	WON-LOST	WINNING	LAST 10	STRENGTH OF	OPP. STRENGTH	TEAM	ADJ.	CONF.	ADJ CONF.
Average RPI Loss:	195	RECORD	PCT. RANK	GAMES	SCHEDULE	OF SCHEDULE	RPI	RPI	RPI	RPI
DIV. I ONLY	11- 12	185	1- 0	273	321	232	232	28	28	
DIV. I NON-CONF.	3- 6	241	0- 0	194	306	230	230	29	29	
TOTALS	RPI 1-25	RPI 26-50	W-L RECORDS	RPI 51-100	RPI 101-150	RPI 150+				
11- 12	0- 0	0- 0	OVERALL	0- 2	1- 3	10- 7				
6- 5	0- 0	0- 0	HOME	0- 0	1- 2	5- 3				
5- 7	0- 0	0- 0	AWAY	0- 2	0- 1	5- 4				
0- 0	0- 0	0- 0	NEUTRAL	0- 0	0- 0	0- 0				
3- 6	0- 0	0- 0	NON-CONFERENCE	0- 1	1- 2	2- 3				
1- 2	0- 0	0- 0	HOME	0- 0	1- 1	0- 1				
2- 4	0- 0	0- 0	AWAY	0- 1	0- 1	2- 2				
0- 0	0- 0	0- 0	NEUTRAL	0- 0	0- 0	0- 0				
8- 6	0- 0	0- 0	CONFERENCE	0- 1	0- 1	8- 4				
5- 3	0- 0	0- 0	HOME	0- 0	0- 1	5- 2				
3- 3	0- 0	0- 0	AWAY	0- 1	0- 0	3- 2				
0- 0	0- 0	0- 0	NEUTRAL	0- 0	0- 0	0- 0				

RPI 1-25			RPI 26-50			RPI 51-100			RPI 101+			Team's RPI: 232
RPI	S	Opponent	Score	RPI	S	Opponent	Score	RPI	S	Opponent	Score	
						72	A Drexel	48 65	125	H High Point	61 78	
						93	A Radford	69 79	139	H Morehead St.	69 84	
									142	H Davidson	54 49	
									146	A Delaware	45 69	
									177	H UNC Asheville	69 59	
									202	A Hampton	80 82	
									202	H Hampton	68 46	
									209	A Furman	57 70	
									218	A Florida	60 58	
									222	A Campbell	52 38	
									222	H Campbell	63 69	
									241	H Mt. St. Mary's	62 69	
									269	A Wofford	53 59	
									281	A Winthrop	65 52	
									281	H Winthrop	62 64	
									301	H Charleston So.	75 65	
									330	A Presbyterian	66 58	
									334	A Western Caro.	62 52	
									338	A Longwood	79 85	
									338	H Longwood	80 78	
									344	H USC Upstate	92 72	
LAST 12 Division I GAMES:												
202	H	Hampton	68 46	301	H	Charleston So.	75 65					
222	H	Campbell	63 69	202	A	Hampton	80 82					
281	A	Winthrop	65 52	344	H	USC Upstate	92 72					
338	H	Longwood	80 78	281	H	Winthrop	62 64					
93	A	Radford	69 79	330	A	Presbyterian	66 58					
338	A	Longwood	79 85	125	H	High Point	61 78					

Non-Div I Games: Converse 79 51 Pfeiffer 82 46 Warren Wilson 100 37

Gardner-Webb

Loss, Non-Conf, S Site, H Home A Away N Neutral

George Mason

Through Games Of Feb. 20, 2019

Average RPI Win:	243	WON-LOST	WINNING	LAST 10	STRENGTH OF	OPP. STRENGTH	TEAM	ADJ.	CONF.	ADJ CONF.
Average RPI Loss:	156	RECORD	PCT. RANK	GAMES	SCHEDULE	OF SCHEDULE	RPI	RPI	RPI	RPI
DIV. I ONLY	13- 12	160	0- 1	318	146	221	221	17	17	
DIV. I NON-CONF.	8- 5	119	0- 0	312	177	191	191	16	16	
TOTALS	RPI 1-25	RPI 26-50	W-L RECORDS	RPI 51-100	RPI 101-150	RPI 150+				
13- 12	0- 0	0- 0	OVERALL	0- 3	1- 3	12- 6				
8- 4	0- 0	0- 0	HOME	0- 2	1- 0	7- 2				
5- 8	0- 0	0- 0	AWAY	0- 1	0- 3	5- 4				
0- 0	0- 0	0- 0	NEUTRAL	0- 0	0- 0	0- 0				
8- 5	0- 0	0- 0	NON-CONFERENCE	0- 2	1- 1	7- 2				
5- 1	0- 0	0- 0	HOME	0- 1	1- 0	4- 0				
3- 4	0- 0	0- 0	AWAY	0- 1	0- 1	3- 2				
0- 0	0- 0	0- 0	NEUTRAL	0- 0	0- 0	0- 0				
5- 7	0- 0	0- 0	CONFERENCE	0- 1	0- 2	5- 4				
3- 3	0- 0	0- 0	HOME	0- 1	0- 0	3- 2				
2- 4	0- 0	0- 0	AWAY	0- 0	0- 2	2- 2				
0- 0	0- 0	0- 0	NEUTRAL	0- 0	0- 0	0- 0				

RPI 1-25				RPI 26-50				RPI 51-100				RPI 101+				Team's RPI: 221	
RPI	S	Opponent	Score	RPI	S	Opponent	Score	RPI	S	Opponent	Score	RPI	S	Opponent	Score		
								84	A	American	71	86	122	A	Fordham	53	64
								95	H	VCU	38	62	133	A	Kansas	56	77
								97	H	Houston	56	66	142	A	Davidson	59	67
												146	H	Delaware	72	46	
												151	H	Duquesne	57	60	
												161	A	Washington	52	81	
												182	H	UMES	70	49	
												187	A	Saint Louis	53	60	
												193	A	George Washington	64	60	
												193	H	George Washington	61	46	
												230	A	St. Bonaventure	55	64	
												230	H	St. Bonaventure	57	68	
												234	A	Massachusetts	70	52	
												237	A	Howard	59	73	
												239	H	Rhode Island	75	69	
												240	A	UMKC	91	84	
												255	H	Colgate	64	61	
												282	A	Air Force	78	71	
												288	H	Col. of Charleston	66	52	
												289	H	Loyola Maryland	70	38	
												293	H	La Salle	59	42	
												331	A	Eastern Ky.	91	75	
LAST 12 Division I GAMES:																	
				95	H	VCU	38	62				239	H	Rhode Island	75	69	
				293	H	La Salle	59	42				193	A	George Washington	64	60	
				122	A	Fordham	53	64				234	A	Massachusetts	70	52	
				193	H	George Washington	61	46				151	H	Duquesne	57	60	
				230	A	St. Bonaventure	55	64				230	H	St. Bonaventure	57	68	
				187	A	Saint Louis	53	60				142	A	Davidson	59	67	

Non-Div I Games:

George Mason

■ Loss,
 ■ Non-Conf,
 ■ S Site,
 ■ H Home
 ■ A Away
 N Neutral

Average RPI Win: 169	WON-LOST	WINNING	LAST 10	STRENGTH OF	OPP. STRENGTH	TEAM	ADJ.	CONF.	ADJ CONF.
Average RPI Loss: 142	RECORD	PCT. RANK	GAMES	SCHEDULE	OF SCHEDULE	RPI	RPI	RPI	RPI
DIV. I ONLY	9- 17	262	1- 0	82	163	193	193	17	17
DIV. I NON-CONF.	3- 10	278	0- 0	42	99	218	218	16	16
TOTALS	RPI 1-25	RPI 26-50	W-L RECORDS	RPI 51-100	RPI 101-150	RPI 150+			
9- 17	0- 2	0- 3	OVERALL	2- 0	2- 4	5- 8			
5- 8	0- 1	0- 1	HOME	2- 0	2- 2	1- 4			
4- 7	0- 0	0- 1	AWAY	0- 0	0- 2	4- 4			
0- 2	0- 1	0- 1	NEUTRAL	0- 0	0- 0	0- 0			
3- 10	0- 2	0- 3	NON-CONFERENCE	1- 0	1- 1	1- 4			
3- 4	0- 1	0- 1	HOME	1- 0	1- 0	1- 2			
0- 4	0- 0	0- 1	AWAY	0- 0	0- 1	0- 2			
0- 2	0- 1	0- 1	NEUTRAL	0- 0	0- 0	0- 0			
6- 7	0- 0	0- 0	CONFERENCE	1- 0	1- 3	4- 4			
2- 4	0- 0	0- 0	HOME	1- 0	1- 2	0- 2			
4- 3	0- 0	0- 0	AWAY	0- 0	0- 1	4- 2			
0- 0	0- 0	0- 0	NEUTRAL	0- 0	0- 0	0- 0			

RPI 1-25			RPI 26-50			RPI 51-100			RPI 101+ Team's RPI: 193		
RPI	S	Opponent	Score	RPI	S	Opponent	Score	RPI	S	Opponent	Score
10	N	NC State	61 69	36	A	James Madison	37 50	77	H	Princeton	64 49
16	H	Maryland	30 69	38	N	Georgia Tech	55 70	95	H	VCU	57 48
				43	H	Villanova	45 60				
LAST 12 Division I GAMES:											
234	A	Massachusetts	66 59	151	A	Duquesne	55 54	115	A	Dayton	53 62
115	A	Dayton	53 62	95	H	VCU	57 48	116	H	Towson	76 63
242	H	Saint Joseph's	38 41	221	H	George Mason	60 64	122	H	Fordham	38 50
221	A	George Mason	46 61	293	A	La Salle	67 59	134	A	South Fla.	30 63
187	A	Saint Louis	44 60	115	H	Dayton	46 45	142	H	Davidson	42 62
142	H	Davidson	42 62	239	A	Rhode Island	64 59	151	A	Duquesne	55 54
								160	A	William & Mary	59 73
								163	H	Mercer	53 61
								187	A	Saint Louis	44 60
								201	H	Memphis	51 38
								221	A	George Mason	46 61
								221	H	George Mason	60 64
								234	A	Massachusetts	66 59
								239	A	Rhode Island	64 59
								242	H	Saint Joseph's	38 41
								247	H	Monmouth	51 55
								293	A	La Salle	67 59
								323	A	Iona	43 52

Non-Div I Games:

George Washington

■ Loss,
 ■ Non-Conf,
 ■ S Site,
 ■ H Home
 ■ A Away
 N Neutral

Average RPI Win:	156	WON-LOST	WINNING	LAST 10	STRENGTH OF	OPP. STRENGTH	TEAM	ADJ.	CONF.	ADJ CONF.
Average RPI Loss:	50	RECORD	PCT. RANK	GAMES	SCHEDULE	OF SCHEDULE	RPI	RPI	RPI	RPI
DIV. I ONLY	11- 14	208	0- 1	12	56	94	94	6	6	
DIV. I NON-CONF.	6- 5	143	0- 0	25	75	74	74	4	4	
TOTALS	RPI 1-25	RPI 26-50	W-L RECORDS	RPI 51-100	RPI 101-150	RPI 150+				
11- 14	0- 4	1- 5	OVERALL	2- 2	3- 3	5- 0				
8- 5	0- 2	1- 1	HOME	1- 2	3- 0	3- 0				
3- 7	0- 1	0- 3	AWAY	1- 0	0- 3	2- 0				
0- 2	0- 1	0- 1	NEUTRAL	0- 0	0- 0	0- 0				
6- 5	0- 2	0- 2	NON-CONFERENCE	0- 1	2- 0	4- 0				
4- 2	0- 1	0- 0	HOME	0- 1	2- 0	2- 0				
2- 1	0- 0	0- 1	AWAY	0- 0	0- 0	2- 0				
0- 2	0- 1	0- 1	NEUTRAL	0- 0	0- 0	0- 0				
5- 9	0- 2	1- 3	CONFERENCE	2- 1	1- 3	1- 0				
4- 3	0- 1	1- 1	HOME	1- 1	1- 0	1- 0				
1- 6	0- 1	0- 2	AWAY	1- 0	0- 3	0- 0				
0- 0	0- 0	0- 0	NEUTRAL	0- 0	0- 0	0- 0				

RPI 1-25				RPI 26-50				RPI 51-100				RPI 101+			
RPI	S	Opponent	Score	RPI	S	Opponent	Score	RPI	S	Opponent	Score	RPI	S	Opponent	Score
2	N	Baylor	46 67	26	A	DePaul	71 76	62	H	Butler	50 59	103	A	St. John's (NY)	51 59
9	A	Marquette	52 59	26	H	DePaul	64 69	95	H	VCU	45 47	112	A	Creighton	38 65
9	H	Marquette	62 72	36	A	James Madison	57 69	100	A	Providence	68 52	112	H	Creighton	62 53
10	H	NC State	65 76	39	N	Buffalo	64 73	100	H	Providence	61 56	122	H	Fordham	58 38
				43	A	Villanova	43 91					123	H	Pittsburgh	70 41
				43	H	Villanova	68 63					126	A	Seton Hall	63 76
												182	H	UMES	74 55
												188	A	Rider	79 49
												192	H	Xavier	68 61
												262	A	Richmond	73 53
												289	H	Loyola Maryland	45 30
LAST 12 Division I GAMES:															
43	A	Villanova	43 91	103	A	St. John's (NY)	51 59								
26	A	DePaul	71 76	43	H	Villanova	68 63								
9	A	Marquette	52 59	9	H	Marquette	62 72								
100	H	Providence	61 56	26	H	DePaul	64 69								
112	H	Creighton	62 53	112	A	Creighton	38 65								
126	A	Seton Hall	63 76	100	A	Providence	68 52								

Non-Div I Games:

Georgetown

■ Loss,
■ Non-Conf,
■ S Site,
■ H Home
■ A Away
N Neutral

Average RPI Win:	214	WON-LOST	WINNING	LAST 10	STRENGTH OF	OPP. STRENGTH	TEAM	ADJ.	CONF.	ADJ CONF.
Average RPI Loss:	40	RECORD	PCT. RANK	GAMES	SCHEDULE	OF SCHEDULE	RPI	RPI	RPI	RPI
DIV. I ONLY	15- 10	121	1- 0	113	75	111	111	5	5	
DIV. I NON-CONF.	9- 4	85	0- 0	236	227	139	139	5	5	
TOTALS	RPI 1-25	RPI 26-50	W-L RECORDS	RPI 51-100	RPI 101-150	RPI 150+				
15- 10	0- 4	1- 4	OVERALL	2- 1	0- 1	12- 0				
12- 2	0- 1	1- 0	HOME	1- 0	0- 1	10- 0				
2- 7	0- 2	0- 4	AWAY	1- 1	0- 0	1- 0				
1- 1	0- 1	0- 0	NEUTRAL	0- 0	0- 0	1- 0				
9- 4	0- 1	0- 3	NON-CONFERENCE	0- 0	0- 0	9- 0				
8- 0	0- 0	0- 0	HOME	0- 0	0- 0	8- 0				
0- 3	0- 0	0- 3	AWAY	0- 0	0- 0	0- 0				
1- 1	0- 1	0- 0	NEUTRAL	0- 0	0- 0	1- 0				
6- 6	0- 3	1- 1	CONFERENCE	2- 1	0- 1	3- 0				
4- 2	0- 1	1- 0	HOME	1- 0	0- 1	2- 0				
2- 4	0- 2	0- 1	AWAY	1- 1	0- 0	1- 0				
0- 0	0- 0	0- 0	NEUTRAL	0- 0	0- 0	0- 0				

RPI 1-25				RPI 26-50				RPI 51-100				RPI 101+ Team's RPI: 111			
RPI	S	Opponent	Score	RPI	S	Opponent	Score	RPI	S	Opponent	Score	RPI	S	Opponent	Score
7	A	Mississippi St.	71 80	28	A	Missouri	35 61	53	A	Auburn	58 59	138	H	Alabama	53 58
15	A	South Carolina	57 65	38	A	Georgia Tech	53 63	60	H	LSU	63 50	163	H	Mercer	67 60
16	N	Maryland	51 58	40	H	Tennessee	66 62	81	A	Arkansas	80 72	191	A	Vanderbilt	71 64
21	H	Texas A&M	66 76	42	A	UCLA	69 80					206	H	Ole Miss	78 56
				43	A	Villanova	56 62					209	H	Furman	61 38
LAST 12 Division I GAMES:															
206	H	Ole Miss	78 56	21	H	Texas A&M	66 76					218	H	Florida	93 58
15	A	South Carolina	57 65	28	A	Missouri	35 61					230	H	St. Bonaventure	67 40
218	H	Florida	93 58	40	H	Tennessee	66 62					278	H	Ga. Southern	81 38
53	A	Auburn	58 59	7	A	Mississippi St.	71 80					281	H	Winthrop	85 39
81	A	Arkansas	80 72	191	A	Vanderbilt	71 64					301	H	Charleston So.	83 75
138	H	Alabama	53 58	60	H	LSU	63 50					302	N	Morgan St.	60 33
												324	H	Lipscomb	77 45
												330	H	Presbyterian	83 59

Non-Div I Games:

Georgia

Average RPI Win:	243	WON-LOST	WINNING	LAST 10	STRENGTH OF	OPP. STRENGTH	TEAM	ADJ.	CONF.	ADJ CONF.
Average RPI Loss:	108	RECORD	PCT. RANK	GAMES	SCHEDULE	OF SCHEDULE	RPI	RPI	RPI	RPI
DIV. I ONLY	14- 10	130	0- 1	148	240	131	131	12	12	
DIV. I NON-CONF.	6- 5	143	0- 0	209	238	163	163	14	14	
TOTALS	RPI 1-25	RPI 26-50	W-L RECORDS	RPI 51-100	RPI 101-150	RPI 150+				
14- 10	0- 1	0- 2	OVERALL	1- 2	2- 2	11- 3				
8- 3	0- 0	0- 1	HOME	1- 0	1- 1	6- 1				
6- 7	0- 1	0- 1	AWAY	0- 2	1- 1	5- 2				
0- 0	0- 0	0- 0	NEUTRAL	0- 0	0- 0	0- 0				
6- 5	0- 1	0- 2	NON-CONFERENCE	0- 1	0- 0	6- 1				
4- 1	0- 0	0- 1	HOME	0- 0	0- 0	4- 0				
2- 4	0- 1	0- 1	AWAY	0- 1	0- 0	2- 1				
0- 0	0- 0	0- 0	NEUTRAL	0- 0	0- 0	0- 0				
8- 5	0- 0	0- 0	CONFERENCE	1- 1	2- 2	5- 2				
4- 2	0- 0	0- 0	HOME	1- 0	1- 1	2- 1				
4- 3	0- 0	0- 0	AWAY	0- 1	1- 1	3- 1				
0- 0	0- 0	0- 0	NEUTRAL	0- 0	0- 0	0- 0				

RPI 1-25			RPI 26-50			RPI 51-100			RPI 101+			Team's RPI: 131
RPI	S	Opponent	Score	RPI	S	Opponent	Score	RPI	S	Opponent	Score	
20	A	Florida St.	43 79	37	A	Rice	49 66	66	A	Middle Tenn.	54 69	105 A South Alabama 59 62
				38	H	Georgia Tech	71 78	90	A	UT Arlington	45 69	105 H South Alabama 59 68
								90	H	UT Arlington	50 48	107 A Troy 85 70
												107 H Troy 84 80
												173 A Texas St. 57 34
												173 H Texas St. 60 69
												205 A Jacksonville St. 56 61
												216 H Bethune-Cookman 62 57
												245 A Louisiana 54 57
												245 H Louisiana 74 71
												278 A Ga. Southern 83 66
												298 A Fla. Atlantic 75 59
												299 H Kennesaw St. 79 73
												310 H UNC Greensboro 70 63
												312 A La.-Monroe 56 41
												312 H La.-Monroe 68 46
												314 A FIU 67 61
												341 H N.C. Central 65 54
LAST 12 Division I GAMES:												
105	A	South Alabama	59 62	173	A	Texas St.	57 34					
107	A	Troy	85 70	107	H	Troy	84 80					
245	H	Louisiana	74 71	105	H	South Alabama	59 68					
312	H	La.-Monroe	68 46	312	A	La.-Monroe	56 41					
278	A	Ga. Southern	83 66	245	A	Louisiana	54 57					
90	A	UT Arlington	45 69	173	H	Texas St.	60 69					

Non-Div I Games:

Georgia St.

Average RPI Win:	156	WON-LOST	WINNING	LAST 10	STRENGTH OF	OPP. STRENGTH	TEAM	ADJ.	CONF.	ADJ CONF.
Average RPI Loss:	35	RECORD	PCT. RANK	GAMES	SCHEDULE	OF SCHEDULE	RPI	RPI	RPI	RPI
DIV. I ONLY	16- 9	95	1- 0	41	20	38	38	1	1	
DIV. I NON-CONF.	10- 3	59	0- 0	150	156	60	60	1	1	
TOTALS	RPI 1-25	RPI 26-50	W-L RECORDS	RPI 51-100	RPI 101-150	RPI 150+				
16- 9	1- 5	0- 2	OVERALL	3- 1	7- 1	5- 0				
10- 2	1- 2	0- 0	HOME	2- 0	3- 0	4- 0				
3- 6	0- 3	0- 2	AWAY	0- 1	3- 0	0- 0				
3- 1	0- 0	0- 0	NEUTRAL	1- 0	1- 1	1- 0				
10- 3	0- 1	0- 0	NON-CONFERENCE	1- 1	4- 1	5- 0				
6- 0	0- 0	0- 0	HOME	0- 0	2- 0	4- 0				
1- 2	0- 1	0- 0	AWAY	0- 1	1- 0	0- 0				
3- 1	0- 0	0- 0	NEUTRAL	1- 0	1- 1	1- 0				
6- 6	1- 4	0- 2	CONFERENCE	2- 0	3- 0	0- 0				
4- 2	1- 2	0- 0	HOME	2- 0	1- 0	0- 0				
2- 4	0- 2	0- 2	AWAY	0- 0	2- 0	0- 0				
0- 0	0- 0	0- 0	NEUTRAL	0- 0	0- 0	0- 0				

RPI 1-25				RPI 26-50				Team's RPI: 38	RPI 51-100				RPI 101+			
RPI	S	Opponent	Score	RPI	S	Opponent	Score		RPI	S	Opponent	Score	RPI	S	Opponent	Score
1	A	Notre Dame	50 90	29	A	North Carolina	90 91		67	H	Virginia Tech	76 68	111	H	Georgia	63 53
1	H	Notre Dame	55 76	41	A	Clemson	61 71		91	H	Duke	70 64	115	N	Dayton	66 85
3	A	Louisville	44 61						97	A	Houston	89 95	117	A	Boston College	81 76
10	H	NC State	60 68						98	N	Idaho St.	74 51	121	A	Wake Forest	60 46
12	H	Syracuse	65 55										123	H	Pittsburgh	67 55
16	A	Maryland	54 67										126	N	Seton Hall	84 73
													131	A	Georgia St.	78 71
													143	H	Appalachian St.	71 53
													193	N	George Washington	70 55
													257	H	Alabama St.	69 42
													269	H	Wofford	81 40
													299	H	Kennesaw St.	60 35
													334	H	Western Caro.	84 49
LAST 12 Division I GAMES:																
67	H	Virginia Tech	76 68	12	H	Syracuse	65 55		41	A	Clemson	61 71				
121	A	Wake Forest	60 46	3	A	Louisville	44 61		91	H	Duke	70 64				
123	H	Pittsburgh	67 55	1	A	Notre Dame	50 90		1	H	Notre Dame	55 76				
29	A	North Carolina	90 91	117	A	Boston College	81 76									
10	H	NC State	60 68													

Non-Div I Games:

Georgia Tech

■ Loss,
 ■ Non-Conf, S Site,
 ■ Home
 ■ Away
 N Neutral

Gonzaga

Through Games Of Feb. 20, 2019

Average RPI Win: 138	WON-LOST	WINNING	LAST 10	STRENGTH OF	OPP. STRENGTH	TEAM	ADJ.	CONF.	ADJ CONF.
Average RPI Loss: 18	RECORD	PCT. RANK	GAMES	SCHEDULE	OF SCHEDULE	RPI	RPI	RPI	RPI
DIV. I ONLY	23- 3	7	1- 0	63	47	13	13	8	8
DIV. I NON-CONF.	11- 1	13	1- 0	62	4	12	12	7	7
TOTALS	RPI 1-25	RPI 26-50	W-L RECORDS	RPI 51-100	RPI 101-150	RPI 150+			
23- 3	2- 1	0- 2	OVERALL	5- 0	6- 0	10- 0			
12- 1	1- 0	0- 1	HOME	3- 0	2- 0	6- 0			
9- 1	0- 0	0- 1	AWAY	2- 0	3- 0	4- 0			
2- 1	1- 1	0- 0	NEUTRAL	0- 0	1- 0	0- 0			
11- 1	2- 1	0- 0	NON-CONFERENCE	3- 0	2- 0	4- 0			
6- 0	1- 0	0- 0	HOME	2- 0	1- 0	2- 0			
3- 0	0- 0	0- 0	AWAY	1- 0	0- 0	2- 0			
2- 1	1- 1	0- 0	NEUTRAL	0- 0	1- 0	0- 0			
12- 2	0- 0	0- 2	CONFERENCE	2- 0	4- 0	6- 0			
6- 1	0- 0	0- 1	HOME	1- 0	1- 0	4- 0			
6- 1	0- 0	0- 1	AWAY	1- 0	3- 0	2- 0			
0- 0	0- 0	0- 0	NEUTRAL	0- 0	0- 0	0- 0			

RPI 1-25				Team's RPI: 13		RPI 26-50				RPI 51-100				RPI 101+					
RPI	S	Opponent	Score		RPI	S	Opponent	Score		RPI	S	Opponent	Score		RPI	S	Opponent	Score	
1	N	Notre Dame	65	81	27	A	BYU	68	70	52	A	Saint Mary's (CA)	66	52	106	A	Pacific	63	51
5	H	Stanford	79	73	27	H	BYU	64	66	52	H	Saint Mary's (CA)	74	62	106	H	Pacific	88	65
25	N	Rutgers	57	40						69	A	Missouri St.	70	67	108	A	Loyola Marymount	78	53
										83	H	Idaho	88	51	120	A	Pepperdine	79	54
										98	H	Idaho St.	70	51	127	N	Western Ky.	76	55
															129	H	Washington St.	76	53
															154	H	Montana	76	52
															168	A	Portland	93	62
															168	H	Portland	97	71
															169	H	Santa Clara	78	61
															186	A	Eastern Wash.	63	51
															215	A	UNLV	70	59
															243	H	San Francisco	78	51
															259	A	San Diego	86	61
															259	H	San Diego	71	44
															275	H	Colorado St.	50	39
LAST 12 Division I GAMES:																			
127	N	Western Ky.	76	55	106	A	Pacific	63	51										
25	N	Rutgers	57	40	169	H	Santa Clara	78	61										
27	H	BYU	64	66	243	H	San Francisco	78	51										
259	H	San Diego	71	44	259	A	San Diego	86	61										
168	A	Portland	93	62	27	A	BYU	68	70										
52	A	Saint Mary's (CA)	66	52	168	H	Portland	97	71										

Non-Div I Games:

Gonzaga

■ Loss,
 ■ Non-Conf, S Site,
 ■ Home
 ■ Away
 N Neutral

Grambling

Through Games Of Feb. 20, 2019

Average RPI Win:	245	WON-LOST	WINNING	LAST 10	STRENGTH OF	OPP. STRENGTH	TEAM	ADJ.	CONF.	ADJ CONF.
Average RPI Loss:	162	RECORD	PCT. RANK	GAMES	SCHEDULE	OF SCHEDULE	RPI	RPI	RPI	RPI
DIV. I ONLY	12- 13	180	1- 0	263	254	198	198	29	29	
DIV. I NON-CONF.	3- 9	271	0- 0	96	73	197	197	28	28	
TOTALS	RPI 1-25	RPI 26-50	W-L RECORDS	RPI 51-100	RPI 101-150	RPI 150+				
12- 13	0- 0	0- 1	OVERALL	1- 2	1- 4	10- 6				
5- 3	0- 0	0- 0	HOME	0- 0	0- 0	5- 3				
5- 9	0- 0	0- 0	AWAY	0- 2	0- 4	5- 3				
2- 1	0- 0	0- 1	NEUTRAL	1- 0	1- 0	0- 0				
3- 9	0- 0	0- 1	NON-CONFERENCE	1- 2	1- 4	1- 2				
1- 0	0- 0	0- 0	HOME	0- 0	0- 0	1- 0				
0- 8	0- 0	0- 0	AWAY	0- 2	0- 4	0- 2				
2- 1	0- 0	0- 1	NEUTRAL	1- 0	1- 0	0- 0				
9- 4	0- 0	0- 0	CONFERENCE	0- 0	0- 0	9- 4				
4- 3	0- 0	0- 0	HOME	0- 0	0- 0	4- 3				
5- 1	0- 0	0- 0	AWAY	0- 0	0- 0	5- 1				
0- 0	0- 0	0- 0	NEUTRAL	0- 0	0- 0	0- 0				

RPI 1-25			RPI 26-50			RPI 51-100			RPI 101+ Team's RPI: 198		
RPI	S	Opponent	Score	RPI	S	RPI	S	Opponent	Score		
				32	N	53	A	South Dakota	53	67	
						53	A	Auburn	48	97	
						54	N	Indiana	65	62	
						90	A	UT Arlington	54	78	
									108	N	Loyola Marymount
									62	61	
									119	A	Oklahoma St.
									40	86	
									133	A	Kansas
									45	76	
									134	A	South Fla.
									50	67	
									138	A	Alabama
									55	73	
									175	A	Southern U.
									65	71	
									175	H	Southern U.
									81	86	
									185	A	Southern Miss.
									47	68	
									197	A	Prairie View
									64	63	
									197	H	Prairie View
									73	57	
									231	A	Texas Southern
									75	67	
									231	H	Texas Southern
									72	55	
									250	A	Wichita St.
									61	70	
									257	A	Alabama St.
									80	72	
									290	H	Jackson St.
									74	77	
									297	A	Alabama A&M
									63	51	
									318	H	McNeese
									75	51	
									329	H	Mississippi Val.
									52	54	
									346	H	Ark.-Pine Bluff
									77	57	
									350	A	Alcorn
									79	63	
									350	H	Alcorn
									61	56	
LAST 12 Division I GAMES:											
197	H	Prairie View	73	57	290	H	Jackson St.	74	77		
231	H	Texas Southern	72	55	197	A	Prairie View	64	63		
350	A	Alcorn	79	63	231	A	Texas Southern	75	67		
175	A	Southern U.	65	71	350	H	Alcorn	61	56		
329	H	Mississippi Val.	52	54	175	H	Southern U.	81	86		
346	H	Ark.-Pine Bluff	77	57	297	A	Alabama A&M	63	51		

Non-Div I Games:

Grambling

■ Loss,
 ■ Non-Conf,
 ■ S Site,
 ■ H Home
 ■ A Away
 N Neutral

Average RPI Win:	293	WON-LOST	WINNING	LAST 10	STRENGTH OF	OPP. STRENGTH	TEAM	ADJ.	CONF.	ADJ CONF.
Average RPI Loss:	219	RECORD	PCT. RANK	GAMES	SCHEDULE	OF SCHEDULE	RPI	RPI	RPI	RPI
DIV. I ONLY	6- 16	288	1- 0	342	322	339	339	30	30	
DIV. I NON-CONF.	2- 8	293	0- 0	321	267	345	345	30	30	
TOTALS	RPI 1-25	RPI 26-50	W-L RECORDS	RPI 51-100	RPI 101-150	RPI 150+				
6- 16	0- 0	0- 0	OVERALL	0- 0	0- 2	6- 14				
5- 6	0- 0	0- 0	HOME	0- 0	0- 1	5- 5				
1- 10	0- 0	0- 0	AWAY	0- 0	0- 1	1- 9				
0- 0	0- 0	0- 0	NEUTRAL	0- 0	0- 0	0- 0				
2- 8	0- 0	0- 0	NON-CONFERENCE	0- 0	0- 2	2- 6				
2- 3	0- 0	0- 0	HOME	0- 0	0- 1	2- 2				
0- 5	0- 0	0- 0	AWAY	0- 0	0- 1	0- 4				
0- 0	0- 0	0- 0	NEUTRAL	0- 0	0- 0	0- 0				
4- 8	0- 0	0- 0	CONFERENCE	0- 0	0- 0	4- 8				
3- 3	0- 0	0- 0	HOME	0- 0	0- 0	3- 3				
1- 5	0- 0	0- 0	AWAY	0- 0	0- 0	1- 5				
0- 0	0- 0	0- 0	NEUTRAL	0- 0	0- 0	0- 0				

[illegible]

Non-Div I Games:

Grand Canyon

Loss, Non-Conf, S Site, H Home A Away N Neutral

Green Day

Through Games of Feb. 10, 1919

Average RPI Win:	202	WON-LOST	WINNING	LAST 10	STRENGTH OF	OPP. STRENGTH	TEAM	ADJ.	CONF.	ADJ CONF.
Average RPI Loss:	64	RECORD	PCT. RANK	GAMES	SCHEDULE	OF SCHEDULE	RPI	RPI	RPI	RPI
DIV. I ONLY	15- 8	90	1- 0	67	147	63	63	20	20	
DIV. I NON-CONF.	4- 5	190	0- 0	3	22	35	35	17	17	
TOTALS	RPI 1-25	RPI 26-50	W-L RECORDS	RPI 51-100	RPI 101-150	RPI 150+				
15- 8	0- 1	1- 3	OVERALL	2- 1	2- 3	10- 0				
9- 2	0- 0	0- 0	HOME	2- 0	2- 2	5- 0				
6- 6	0- 1	1- 3	AWAY	0- 1	0- 1	5- 0				
0- 0	0- 0	0- 0	NEUTRAL	0- 0	0- 0	0- 0				
4- 5	0- 1	1- 3	NON-CONFERENCE	1- 0	1- 1	1- 0				
3- 1	0- 0	0- 0	HOME	1- 0	1- 1	1- 0				
1- 4	0- 1	1- 3	AWAY	0- 0	0- 0	0- 0				
0- 0	0- 0	0- 0	NEUTRAL	0- 0	0- 0	0- 0				
11- 3	0- 0	0- 0	CONFERENCE	1- 1	1- 2	9- 0				
6- 1	0- 0	0- 0	HOME	1- 0	1- 1	4- 0				
5- 2	0- 0	0- 0	AWAY	0- 1	0- 1	5- 0				
0- 0	0- 0	0- 0	NEUTRAL	0- 0	0- 0	0- 0				

RPI	S	Opponent	Score	RPI	S	Opponent	Score	RPI	S	Opponent	Score	RPI	S	Opponent	Score
9	A	Marquette	54 80	26	A	DePaul	64 73	70	H	Maine	70 39	101	H	Northwestern	55 57
				28	A	Missouri	56 49	75	A	Wright St.	67 85	109	A	Youngstown St.	59 70
				32	A	South Dakota	49 55	75	H	Wright St.	56 37	109	H	Youngstown St.	60 42
				33	A	South Dakota St.	47 77					115	H	Dayton	51 35
												124	H	IUPUI	63 67
												181	H	Wisconsin	55 46
												183	A	Milwaukee	76 62
												183	H	Milwaukee	59 45
												266	A	Northern Ky.	81 61
												266	H	Northern Ky.	70 42
												284	A	Cleveland St.	76 63
												284	H	Cleveland St.	62 53
												306	A	Oakland	77 53
												333	A	Detroit Mercy	65 40
												340	H	UIC	62 32
LAST 12 Division I GAMES:															
284	A	Cleveland St.	76 63	340	H	UIC	62 32								
109	A	Youngstown St.	59 70	306	A	Oakland	77 53								
75	H	Wright St.	56 37	333	A	Detroit Mercy	65 40								
266	H	Northern Ky.	70 42	109	H	Youngstown St.	60 42								
183	H	Milwaukee	59 45	284	H	Cleveland St.	62 53								
124	H	IUPUI	63 67	266	A	Northern Ky.	81 61								

Non-Div I Games: Wis.-Parkside 81 32

Green Bay

■ Loss,
■ Non-Conf,
■ S Site,
■ H Home
■ A Away
N Neutral

Average RPI Win: 244	WON-LOST	WINNING	LAST 10	STRENGTH OF	OPP. STRENGTH	TEAM	ADJ.	CONF.	ADJ CONF.
Average RPI Loss: 185	RECORD	PCT. RANK	GAMES	SCHEDULE	OF SCHEDULE	RPI	RPI	RPI	RPI
DIV. I ONLY	12- 11	155	0- 1	250	285	202	202	28	28
DIV. I NON-CONF.	3- 7	256	0- 1	190	164	263	263	29	29
TOTALS	RPI 1-25	RPI 26-50	W-L RECORDS	RPI 51-100	RPI 101-150	RPI 150+			
12- 11	0- 1	1- 0	OVERALL	1- 1	0- 1	10- 8			
8- 3	0- 0	1- 0	HOME	1- 0	0- 0	6- 3			
4- 6	0- 1	0- 0	AWAY	0- 0	0- 1	4- 4			
0- 2	0- 0	0- 0	NEUTRAL	0- 1	0- 0	0- 1			
3- 7	0- 1	1- 0	NON-CONFERENCE	0- 1	0- 0	2- 5			
2- 2	0- 0	1- 0	HOME	0- 0	0- 0	1- 2			
1- 3	0- 1	0- 0	AWAY	0- 0	0- 0	1- 2			
0- 2	0- 0	0- 0	NEUTRAL	0- 1	0- 0	0- 1			
9- 4	0- 0	0- 0	CONFERENCE	1- 0	0- 1	8- 3			
6- 1	0- 0	0- 0	HOME	1- 0	0- 0	5- 1			
3- 3	0- 0	0- 0	AWAY	0- 0	0- 1	3- 2			
0- 0	0- 0	0- 0	NEUTRAL	0- 0	0- 0	0- 0			

RPI 1-25				RPI 26-50				RPI 51-100				RPI 101+ Team's RPI: 202			
RPI	S	Opponent	Score	RPI	S	Opponent	Score	RPI	S	Opponent	Score	RPI	S	Opponent	Score
10	A	NC State	51 83	36	H	James Madison	72 65	76	N	SFA	68 70	125	A	High Point	73 82
								93	H	Radford	68 54	152	H	Chattanooga	50 58
												177	A	UNC Asheville	61 58
												211	H	Elon	62 77
												222	A	Campbell	46 52
												222	H	Campbell	61 50
												225	A	Cornell	53 79
												232	A	Gardner-Webb	46 68
												232	H	Gardner-Webb	82 80
												236	N	Sacramento St.	61 65
												248	A	Columbia	63 88
												277	H	Samford	64 57
												281	A	Winthrop	84 63
												298	A	Fla. Atlantic	72 68
												301	A	Charleston So.	74 66
												301	H	Charleston So.	57 72
												330	H	Presbyterian	79 62
												338	H	Longwood	66 40
												344	H	USC Upstate	67 43
LAST 12 Division I GAMES:															
236	N	Sacramento St.	61 65	344	H	USC Upstate	67 43								
232	A	Gardner-Webb	46 68	232	H	Gardner-Webb	82 80								
301	H	Charleston So.	57 72	281	A	Winthrop	84 63								
222	H	Campbell	61 50	222	A	Campbell	46 52								
330	H	Presbyterian	79 62	338	H	Longwood	66 40								
125	A	High Point	73 82	93	H	Radford	68 54								

Non-Div I Games: Mid-Atlantic Christl15 48

Hampton

■ Loss,
 ■ Non-Conf, S Site,
 ■ Home
 ■ Away
 N Neutral

Hartford

Through Games Of Feb. 20, 2019

Average RPI Win:	248	WON-LOST	WINNING	LAST 10	STRENGTH OF	OPP. STRENGTH	TEAM	ADJ.	CONF.	ADJ CONF.
Average RPI Loss:	80	RECORD	PCT. RANK	GAMES	SCHEDULE	OF SCHEDULE	RPI	RPI	RPI	RPI
DIV. I ONLY	18- 9	84	0- 1	165	204	110	110	23	23	
DIV. I NON-CONF.	7- 7	162	0- 1	122	84	145	145	25	25	
TOTALS	RPI 1-25	RPI 26-50	W-L RECORDS	RPI 51-100	RPI 101-150	RPI 150+				
18- 9	0- 2	0- 2	OVERALL	2- 3	2- 0	14- 2				
10- 2	0- 0	0- 1	HOME	2- 1	1- 0	7- 0				
8- 5	0- 1	0- 1	AWAY	0- 2	1- 0	7- 1				
0- 2	0- 1	0- 0	NEUTRAL	0- 0	0- 0	0- 1				
7- 7	0- 2	0- 2	NON-CONFERENCE	1- 2	0- 0	6- 1				
4- 2	0- 0	0- 1	HOME	1- 1	0- 0	3- 0				
3- 3	0- 1	0- 1	AWAY	0- 1	0- 0	3- 0				
0- 2	0- 1	0- 0	NEUTRAL	0- 0	0- 0	0- 1				
11- 2	0- 0	0- 0	CONFERENCE	1- 1	2- 0	8- 1				
6- 0	0- 0	0- 0	HOME	1- 0	1- 0	4- 0				
5- 2	0- 0	0- 0	AWAY	0- 1	1- 0	4- 1				
0- 0	0- 0	0- 0	NEUTRAL	0- 0	0- 0	0- 0				

RPI 1-25				RPI 26-50				RPI 51-100				RPI 101+ Team's RPI: 110			
RPI	S	Opponent	Score	RPI	S	Opponent	Score	RPI	S	Opponent	Score	RPI	S	Opponent	Score
3	N	Louisville	69 86	31	H	Michigan St.	66 74	55	A	New Mexico	65 72	150	A	Stony Brook	64 36
17	A	Miami (FL)	62 75	43	A	Villanova	41 59	70	A	Maine	58 78	150	H	Stony Brook	73 62
								70	H	Maine	49 46	160	H	William & Mary	50 45
								77	H	Princeton	38 75	162	N	Southern Ill.	50 72
								87	H	Harvard	73 60	227	H	Albany (NY)	82 35
												239	A	Rhode Island	65 51
												258	A	Binghamton	62 73
												272	A	Vermont	76 48
												272	H	Vermont	61 32
												302	H	Morgan St.	80 59
												309	A	New Hampshire	66 48
												309	H	New Hampshire	56 49
												313	A	Central Conn. St.	54 52
												316	H	Bryant	67 57
												319	A	UMBC	66 52
												319	H	UMBC	92 47
												321	A	NJIT	84 53
												327	A	UMass Lowell	66 44
LAST 12 Division I GAMES:															
55	A	New Mexico	65 72	150	H	Stony Brook	73 62								
17	A	Miami (FL)	62 75	258	A	Binghamton	62 73								
309	H	New Hampshire	56 49	227	H	Albany (NY)	82 35								
272	A	Vermont	76 48	309	A	New Hampshire	66 48								
70	A	Maine	58 78	327	A	UMass Lowell	66 44								
319	H	UMBC	92 47	70	H	Maine	49 46								

Non-Div I Games:

Hartford

■ Loss,
 ■ Non-Conf,
 S Site,
 ■ Home
 ■ Away
 N Neutral

Average RPI Win:	196	WON-LOST	WINNING	LAST 10	STRENGTH OF	OPP. STRENGTH	TEAM	ADJ.	CONF.	ADJ CONF.
Average RPI Loss:	84	RECORD	PCT. RANK	GAMES	SCHEDULE	OF SCHEDULE	RPI	RPI	RPI	RPI
DIV. I ONLY	12- 9	136	1- 0	78	103	87	87	11	11	
DIV. I NON-CONF.	7- 6	153	1- 0	75	34	83	83	11	11	
TOTALS	RPI 1-25	RPI 26-50	W-L RECORDS	RPI 51-100	RPI 101-150	RPI 150+				
12- 9	0- 2	1- 0	OVERALL	1- 5	1- 1	9- 1				
4- 4	0- 1	0- 0	HOME	1- 3	0- 0	3- 0				
7- 5	0- 1	1- 0	AWAY	0- 2	1- 1	5- 1				
1- 0	0- 0	0- 0	NEUTRAL	0- 0	0- 0	1- 0				
7- 6	0- 2	1- 0	NON-CONFERENCE	0- 3	1- 1	5- 0				
2- 3	0- 1	0- 0	HOME	0- 2	0- 0	2- 0				
4- 3	0- 1	1- 0	AWAY	0- 1	1- 1	2- 0				
1- 0	0- 0	0- 0	NEUTRAL	0- 0	0- 0	1- 0				
5- 3	0- 0	0- 0	CONFERENCE	1- 2	0- 0	4- 1				
2- 1	0- 0	0- 0	HOME	1- 1	0- 0	1- 0				
3- 2	0- 0	0- 0	AWAY	0- 1	0- 0	3- 1				
0- 0	0- 0	0- 0	NEUTRAL	0- 0	0- 0	0- 0				

RPI 1-25				RPI 26-50				RPI 51-100 Team's RPI: 87				RPI 101+			
RPI	S	Opponent	Score	RPI	S	Opponent	Score	RPI	S	Opponent	Score	RPI	S	Opponent	Score
1	A	Notre Dame	58 103	47	A	California	85 79	59	A	Purdue	65 66	110	A	Hartford	60 73
25	H	Rutgers	49 60					64	H	Penn	80 72	145	A	CSUN	75 55
								65	H	Quinnipiac	67 72	156	H	Boston U.	67 47
								70	H	Maine	60 67	205	N	Jacksonville St.	69 62
								77	H	Princeton	71 75	217	A	Dartmouth	73 57
								99	A	Yale	62 65	217	H	Dartmouth	56 46
												225	A	Cornell	68 61
												239	A	Rhode Island	80 47
												248	A	Columbia	65 75
												264	A	Brown	100 83
												285	A	Siena	73 54
												293	H	La Salle	88 43
LAST 12 Division I GAMES:															
145	A	CSUN	75 55	99	A	Yale	62 65	217	A	Dartmouth	73 57				
64	H	Penn	80 72	217	H	Dartmouth	56 46	47	A	California	85 79				
77	H	Princeton	71 75	239	A	Rhode Island	80 47	156	H	Boston U.	67 47				
225	A	Cornell	68 61												
248	A	Columbia	65 75												
264	A	Brown	100 83												

Non-Div I Games:

Harvard

■ Loss,
 ■ Non-Conf, S Site,
 ■ Home
 ■ Away
 N Neutral

Average RPI Win:	238	WON-LOST	WINNING	LAST 10	STRENGTH OF	OPP. STRENGTH	TEAM	ADJ.	CONF.	ADJ CONF.
Average RPI Loss:	157	RECORD	PCT. RANK	GAMES	SCHEDULE	OF SCHEDULE	RPI	RPI	RPI	RPI
DIV. I ONLY	10- 13	215	0- 1	247	170	249	249	21	21	
DIV. I NON-CONF.	3- 9	271	0- 1	163	95	270	270	20	20	
TOTALS	RPI 1-25	RPI 26-50	W-L RECORDS	RPI 51-100	RPI 101-150	RPI 150+				
10- 13	0- 1	0- 0	OVERALL	2- 3	0- 2	8- 7				
6- 7	0- 1	0- 0	HOME	2- 2	0- 2	4- 2				
4- 5	0- 0	0- 0	AWAY	0- 0	0- 0	4- 5				
0- 1	0- 0	0- 0	NEUTRAL	0- 1	0- 0	0- 0				
3- 9	0- 1	0- 0	NON-CONFERENCE	1- 3	0- 1	2- 4				
2- 5	0- 1	0- 0	HOME	1- 2	0- 1	1- 1				
1- 3	0- 0	0- 0	AWAY	0- 0	0- 0	1- 3				
0- 1	0- 0	0- 0	NEUTRAL	0- 1	0- 0	0- 0				
7- 4	0- 0	0- 0	CONFERENCE	1- 0	0- 1	6- 3				
4- 2	0- 0	0- 0	HOME	1- 0	0- 1	3- 1				
3- 2	0- 0	0- 0	AWAY	0- 0	0- 0	3- 2				
0- 0	0- 0	0- 0	NEUTRAL	0- 0	0- 0	0- 0				

RPI 1-25				RPI 26-50				RPI 51-100				RPI 101+ Team's RPI: 249			
RPI	S	Opponent	Score	RPI	S	Opponent	Score	RPI	S	Opponent	Score	RPI	S	Opponent	Score
5	H	Stanford	59 81					57	N	Utah	48 73	120	H	Pepperdine	64 65
								71	H	FGCU	67 73	145	H	CSUN	29 49
								82	H	UC Davis	65 60	167	H	UC Riverside	55 60
								83	H	Idaho	69 61	168	H	Portland	65 72
								84	H	American	57 69	170	A	UC Irvine	70 68
												208	A	San Diego St.	57 58
												215	A	UNLV	66 61
												235	A	Nevada	78 79
												256	A	Cal St. Fullerton	68 72
												259	A	San Diego	50 58
												271	A	Long Beach St.	40 56
												271	H	Long Beach St.	63 49
												291	A	UC Santa Barbara	47 35
												291	H	UC Santa Barbara	72 49
												315	A	Cal Poly	71 54
												315	H	Cal Poly	70 52
												342	H	Seattle U	67 51
LAST 12 Division I GAMES:															
				57	N	Utah	48 73	167	H	UC Riverside	55 60				
				271	H	Long Beach St.	63 49	291	A	UC Santa Barbara	47 35				
				291	H	UC Santa Barbara	72 49	315	A	Cal Poly	71 54				
				271	A	Long Beach St.	40 56	145	H	CSUN	29 49				
				170	A	UC Irvine	70 68	82	H	UC Davis	65 60				
				315	H	Cal Poly	70 52	256	A	Cal St. Fullerton	68 72				

Non-Div I Games: Hawaii Pacific 66 51

Hawaii

Average RPI Win:	276	WON-LOST	WINNING	LAST 10	STRENGTH OF	OPP. STRENGTH	TEAM	ADJ.	CONF.	ADJ CONF.
Average RPI Loss:	88	RECORD	PCT. RANK	GAMES	SCHEDULE	OF SCHEDULE	RPI	RPI	RPI	RPI
DIV. I ONLY	15- 7	77	1- 0	234	292	125	125	28	28	
DIV. I NON-CONF.	5- 4	139	0- 0	121	200	104	104	29	29	
TOTALS	RPI 1-25	RPI 26-50	W-L RECORDS	RPI 51-100	RPI 101-150	RPI 150+				
15- 7	0- 1	0- 2	OVERALL	1- 2	0- 1	14- 1				
9- 1	0- 0	0- 0	HOME	1- 1	0- 0	8- 0				
6- 6	0- 1	0- 2	AWAY	0- 1	0- 1	6- 1				
0- 0	0- 0	0- 0	NEUTRAL	0- 0	0- 0	0- 0				
5- 4	0- 1	0- 2	NON-CONFERENCE	1- 0	0- 1	4- 0				
4- 0	0- 0	0- 0	HOME	1- 0	0- 0	3- 0				
1- 4	0- 1	0- 2	AWAY	0- 0	0- 1	1- 0				
0- 0	0- 0	0- 0	NEUTRAL	0- 0	0- 0	0- 0				
10- 3	0- 0	0- 0	CONFERENCE	0- 2	0- 0	10- 1				
5- 1	0- 0	0- 0	HOME	0- 1	0- 0	5- 0				
5- 2	0- 0	0- 0	AWAY	0- 1	0- 0	5- 1				
0- 0	0- 0	0- 0	NEUTRAL	0- 0	0- 0	0- 0				

RPI 1-25				RPI 26-50				RPI 51-100				RPI 101+ Team's RPI: 125			
RPI	S	Opponent	Score	RPI	S	Opponent	Score	RPI	S	Opponent	Score	RPI	S	Opponent	Score
23	A	Kentucky	49 71	41	A	Clemson	64 83	84	H	American	66 61	142	A	Davidson	62 71
				45	A	Miami (OH)	55 68	93	A	Radford	58 80	177	A	UNC Asheville	56 67
								93	H	Radford	79 84	202	H	Hampton	82 73
												222	H	Campbell	65 60
												232	A	Gardner-Webb	78 61
												253	A	ETSU	73 65
												270	H	Norfolk St.	83 51
												281	H	Winthrop	56 54
												301	A	Charleston So.	69 62
												301	H	Charleston So.	71 64
												310	H	UNC Greensboro	82 75
												330	A	Presbyterian	70 63
												330	H	Presbyterian	79 40
												338	A	Longwood	65 54
												341	H	N.C. Central	80 69
												344	A	USC Upstate	87 61
LAST 12 Division I GAMES:															
330	A	Presbyterian	70 63	301	H	Charleston So.	71 64								
301	A	Charleston So.	69 62	222	H	Campbell	65 60								
93	H	Radford	79 84	177	A	UNC Asheville	56 67								
338	A	Longwood	65 54	232	A	Gardner-Webb	78 61								
202	H	Hampton	82 73	330	H	Presbyterian	79 40								
281	H	Winthrop	56 54	93	A	Radford	58 80								

Non-Div I Games: Greensboro 102 50 Mars Hill 86 36

High Point

Loss, Non-Conf, S Site, H Home A Away N Neutral

Hofstra

Through Games Of Feb. 20, 2019

Average RPI Win: 242	WON-LOST	WINNING	LAST 10	STRENGTH OF	OPP. STRENGTH	TEAM	ADJ.	CONF.	ADJ CONF.
Average RPI Loss: 142	RECORD	PCT. RANK	GAMES	SCHEDULE	OF SCHEDULE	RPI	RPI	RPI	RPI
DIV. I ONLY	6- 18	297	0- 1	109	230	251	251	10	10
DIV. I NON-CONF.	5- 6	177	0- 0	226	339	210	210	10	10
TOTALS	RPI 1-25	RPI 26-50	W-L RECORDS	RPI 51-100	RPI 101-150	RPI 150+			
6- 18	0- 0	0- 2	OVERALL	1- 3	0- 7	5- 6			
2- 8	0- 0	0- 1	HOME	1- 1	0- 2	1- 4			
3- 8	0- 0	0- 1	AWAY	0- 1	0- 4	3- 2			
1- 2	0- 0	0- 0	NEUTRAL	0- 1	0- 1	1- 0			
5- 6	0- 0	0- 0	NON-CONFERENCE	0- 1	0- 2	5- 3			
1- 2	0- 0	0- 0	HOME	0- 0	0- 0	1- 2			
3- 2	0- 0	0- 0	AWAY	0- 0	0- 1	3- 1			
1- 2	0- 0	0- 0	NEUTRAL	0- 1	0- 1	1- 0			
1- 12	0- 0	0- 2	CONFERENCE	1- 2	0- 5	0- 3			
1- 6	0- 0	0- 1	HOME	1- 1	0- 2	0- 2			
0- 6	0- 0	0- 1	AWAY	0- 1	0- 3	0- 1			
0- 0	0- 0	0- 0	NEUTRAL	0- 0	0- 0	0- 0			

RPI S	Opponent	Score	RPI S	Opponent	Score	RPI S	Opponent	Score	RPI S	Opponent	Score	Team's RPI: 251
36	A James Madison	54 77	72	A Drexel	39 62	113	A UNCW	54 89				
36	H James Madison	44 59	72	H Drexel	49 61	116	A Towson	68 92				
			75	N Wright St.	64 93	116	H Towson	56 68				
			88	H Northeastern	78 61	144	N Marist	57 71				
						146	A Delaware	47 57				
						146	H Delaware	59 78				
						150	A Stony Brook	49 77				
						160	H William & Mary	55 60				
						200	A Holy Cross	66 72				
						206	N Stetson	53 50				
						211	H Elon	64 77				
						228	H Sacred Heart	64 70				
						230	A St. Bonaventure	67 59				
						248	H Columbia	63 65				
						285	A Siena	57 50				
						288	A Col. of Charleston	62 70				
						319	A UMBC	45 42				
						323	H Iona	74 49				
LAST 12 Division I GAMES:												
146	A Delaware	47 57	88	H Northeastern	78 61							
72	A Drexel	39 62	72	H Drexel	49 61							
36	H James Madison	44 59	146	H Delaware	59 78							
116	H Towson	56 68	116	A Towson	68 92							
288	A Col. of Charleston	62 70	36	A James Madison	54 77							
113	A UNCW	54 89	211	H Elon	64 77							

Non-Div I Games: Wilmington (DE) 77 56

Hofstra

Loss, Non-Conf, S Site, H Home A Away N Neutral

Holy Cross

Through Games Of Feb. 20, 2019

Average RPI Win:	255	WON-LOST	WINNING	LAST 10	STRENGTH OF	OPP. STRENGTH	TEAM	ADJ.	CONF.	ADJ CONF.
Average RPI Loss:	204	RECORD	PCT. RANK	GAMES	SCHEDULE	OF SCHEDULE	RPI	RPI	RPI	RPI
DIV. I ONLY	15- 10	121	0- 1	333	239	200	200	18	18	
DIV. I NON-CONF.	8- 3	72	0- 0	342	286	204	204	22	22	
TOTALS	RPI 1-25	RPI 26-50	W-L RECORDS	RPI 51-100	RPI 101-150	RPI 150+				
15- 10	0- 0	0- 1	OVERALL	0- 1	0- 2	15- 6				
10- 2	0- 0	0- 0	HOME	0- 0	0- 0	10- 2				
5- 8	0- 0	0- 1	AWAY	0- 1	0- 2	5- 4				
0- 0	0- 0	0- 0	NEUTRAL	0- 0	0- 0	0- 0				
8- 3	0- 0	0- 0	NON-CONFERENCE	0- 0	0- 1	8- 2				
5- 1	0- 0	0- 0	HOME	0- 0	0- 0	5- 1				
3- 2	0- 0	0- 0	AWAY	0- 0	0- 1	3- 1				
0- 0	0- 0	0- 0	NEUTRAL	0- 0	0- 0	0- 0				
7- 7	0- 0	0- 1	CONFERENCE	0- 1	0- 1	7- 4				
5- 1	0- 0	0- 0	HOME	0- 0	0- 0	5- 1				
2- 6	0- 0	0- 1	AWAY	0- 1	0- 1	2- 3				
0- 0	0- 0	0- 0	NEUTRAL	0- 0	0- 0	0- 0				

RPI 1-25				RPI 26-50				RPI 51-100				RPI 101+ Team's RPI: 200			
RPI	S	Opponent	Score	RPI	S	Opponent	Score	RPI	S	Opponent	Score	RPI	S	Opponent	Score
				48	A	Bucknell	71 75	84	A	American	58 70	117	A	Boston College	63 89
												140	A	Lehigh	55 64
												156	A	Boston U.	64 61
												156	H	Boston U.	75 69
												188	H	Rider	71 61
												227	A	Albany (NY)	56 50
												233	A	Navy	47 54
												233	H	Navy	47 44
												239	H	Rhode Island	73 65
												251	H	Hofstra	72 66
												255	H	Colgate	67 70
												264	H	Brown	85 89
												267	A	Army West Point	53 60
												267	H	Army West Point	58 39
												272	A	Vermont	65 40
												287	H	Manhattan	61 53
												289	A	Loyola Maryland	58 48
												289	H	Loyola Maryland	78 60
												309	A	New Hampshire	62 74
												316	A	Bryant	81 62
												326	A	Lafayette	63 73
												326	H	Lafayette	56 53
												327	H	UMass Lowell	63 54
LAST 12 Division I GAMES:															
				267	A	Army West Point	53 60	48	A	Bucknell	71 75				
				156	A	Boston U.	64 61	267	H	Army West Point	58 39				
				233	H	Navy	47 44	156	H	Boston U.	75 69				
				289	A	Loyola Maryland	58 48	233	A	Navy	47 54				
				326	H	Lafayette	56 53	289	H	Loyola Maryland	78 60				
				84	A	American	58 70	140	A	Lehigh	55 64				

Non-Div I Games:

Holy Cross

Loss, Non-Conf, S Site, H Home A Away N Neutral

Average RPI Win:	197	WON-LOST	WINNING	LAST 10	STRENGTH OF	OPP. STRENGTH	TEAM	ADJ.	CONF.	ADJ CONF.
Average RPI Loss:	76	RECORD	PCT. RANK	GAMES	SCHEDULE	OF SCHEDULE	RPI	RPI	RPI	RPI
DIV. I ONLY	14- 11	139	1- 0	86	87	97	97	9	9	
DIV. I NON-CONF.	6- 7	172	0- 0	86	94	112	112	9	9	
TOTALS	RPI 1-25	RPI 26-50	W-L RECORDS	RPI 51-100	RPI 101-150	RPI 150+				
14- 11	0- 3	1- 1	OVERALL	0- 4	2- 1	11- 2				
6- 5	0- 2	1- 0	HOME	0- 2	1- 1	4- 0				
8- 6	0- 1	0- 1	AWAY	0- 2	1- 0	7- 2				
0- 0	0- 0	0- 0	NEUTRAL	0- 0	0- 0	0- 0				
6- 7	0- 1	1- 1	NON-CONFERENCE	0- 3	0- 1	5- 1				
1- 4	0- 1	1- 0	HOME	0- 2	0- 1	0- 0				
5- 3	0- 0	0- 1	AWAY	0- 1	0- 0	5- 1				
0- 0	0- 0	0- 0	NEUTRAL	0- 0	0- 0	0- 0				
8- 4	0- 2	0- 0	CONFERENCE	0- 1	2- 0	6- 1				
5- 1	0- 1	0- 0	HOME	0- 0	1- 0	4- 0				
3- 3	0- 1	0- 0	AWAY	0- 1	1- 0	2- 1				
0- 0	0- 0	0- 0	NEUTRAL	0- 0	0- 0	0- 0				

RPI 1-25				RPI 26-50				RPI 51-100 Team's RPI: 97				RPI 101+			
RPI	S	Opponent	Score	RPI	S	Opponent	Score	RPI	S	Opponent	Score	RPI	S	Opponent	Score
6	H	UConn	61 81	38	H	Georgia Tech	95 89	55	H	New Mexico	84 89	117	H	Boston College	57 64
18	A	UCF	56 58	47	A	California	79 80	71	A	FGCU	71 76	134	A	South Fla.	54 52
21	H	Texas A&M	52 68					85	A	Cincinnati	57 68	147	H	Tulane	83 82
								90	H	UT Arlington	61 65	155	H	Tulsa	76 44
												164	A	Temple	65 76
												164	H	Temple	78 65
												166	A	Louisiana Tech	88 100
												185	A	Southern Miss.	61 44
												210	H	East Carolina	63 52
												221	A	George Mason	66 56
												226	A	SMU	72 61
												226	H	SMU	69 68
												248	A	Columbia	83 72
												250	A	Wichita St.	66 58
												253	A	ETSU	84 77
												304	A	Incarinate Word	79 60
LAST 12 Division I GAMES:															
147	H	Tulane	83 82	155	H	Tulsa	76 44								
210	H	East Carolina	63 52	85	A	Cincinnati	57 68								
134	A	South Fla.	54 52	250	A	Wichita St.	66 58								
164	A	Temple	65 76	164	H	Temple	78 65								
226	H	SMU	69 68	226	A	SMU	72 61								
18	A	UCF	56 58	6	H	UConn	61 81								

Non-Div I Games:

Houston

■ Loss,
 ■ Non-Conf,
 ■ S Site,
 ■ Home
 ■ A Away
 N Neutral

Houston Baptist

Through Games Of Feb. 20, 2019

Average RPI Win:	304	WON-LOST	WINNING	LAST 10	STRENGTH OF	OPP. STRENGTH	TEAM	ADJ.	CONF.	ADJ CONF.
Average RPI Loss:	190	RECORD	PCT. RANK	GAMES	SCHEDULE	OF SCHEDULE	RPI	RPI	RPI	RPI
DIV. I ONLY	3- 15	325	0- 0	275	283	337	337	25	25	
DIV. I NON-CONF.	1- 5	311	0- 0	273	195	335	335	23	23	
TOTALS	RPI 1-25	RPI 26-50	W-L RECORDS	RPI 51-100	RPI 101-150	RPI 150+				
3- 15	0- 0	0- 0	OVERALL	0- 2	0- 2	3- 11				
3- 6	0- 0	0- 0	HOME	0- 0	0- 0	3- 6				
0- 9	0- 0	0- 0	AWAY	0- 2	0- 2	0- 5				
0- 0	0- 0	0- 0	NEUTRAL	0- 0	0- 0	0- 0				
1- 5	0- 0	0- 0	NON-CONFERENCE	0- 0	0- 2	1- 3				
1- 1	0- 0	0- 0	HOME	0- 0	0- 0	1- 1				
0- 4	0- 0	0- 0	AWAY	0- 0	0- 2	0- 2				
0- 0	0- 0	0- 0	NEUTRAL	0- 0	0- 0	0- 0				
2- 10	0- 0	0- 0	CONFERENCE	0- 2	0- 0	2- 8				
2- 5	0- 0	0- 0	HOME	0- 0	0- 0	2- 5				
0- 5	0- 0	0- 0	AWAY	0- 2	0- 0	0- 3				
0- 0	0- 0	0- 0	NEUTRAL	0- 0	0- 0	0- 0				

RPI	S	Opponent	Score	RPI	S	Opponent	Score	RPI	S	Opponent	Score	RPI	S	Opponent	Score	Team's RPI: 337
68	A	Lamar University	50	63	76	A	SFA	53	65	119	A	Oklahoma St.	44	77		
										136	A	Texas Tech	76	82		
										165	H	Abilene Christian	62	72		
										172	H	Oral Roberts	56	74		
										174	A	Nicholls St.	54	77		
										174	H	Nicholls St.	55	58		
										176	A	North Texas	75	100		
										179	H	Sam Houston St.	63	74		
										250	A	Wichita St.	50	68		
										252	H	A&M-Corpus Christi	56	70		
										283	H	Central Ark.	58	77		
										296	H	New Orleans	83	74		
										304	H	Incarinate Word	60	59		
										307	A	Southeastern La.	65	73		
										312	H	La.-Monroe	68	60		
										318	A	McNeese	71	81		
LAST 12 Division I GAMES:																
174	H	Nicholls St.	55	58	307	A	Southeastern La.	65	73							
283	H	Central Ark.	58	77	179	H	Sam Houston St.	63	74							
76	A	SFA	53	65	165	H	Abilene Christian	62	72							
252	H	A&M-Corpus Christi	56	70	174	A	Nicholls St.	54	77							
304	H	Incarinate Word	60	59	296	H	New Orleans	83	74							
318	A	McNeese	71	81	68	A	Lamar University	50	63							

Non-Div I Games: Howard Payne 93 60 Tex. A&M Int'l 81 48 McMurry 92 41 Southwest (NM) 100 57
Houston Baptist





Loss, Non-Conf, S Site, H Home A Away N Neutral

Average RPI Win: 295	WON-LOST	WINNING	LAST 10	STRENGTH OF	OPP. STRENGTH	TEAM	ADJ.	CONF.	ADJ CONF.
Average RPI Loss: 188	RECORD	PCT. RANK	GAMES	SCHEDULE	OF SCHEDULE	RPI	RPI	RPI	RPI
DIV. I ONLY	14- 11	139	1- 0	321	347	237	237	32	32
DIV. I NON-CONF.	7- 6	153	0- 0	300	304	202	202	32	32
TOTALS	RPI 1-25	RPI 26-50	W-L RECORDS	RPI 51-100	RPI 101-150	RPI 150+			
14- 11	0- 0	0- 1	OVERALL	0- 1	0- 0	14- 9			
8- 4	0- 0	0- 0	HOME	0- 0	0- 0	8- 4			
6- 7	0- 0	0- 1	AWAY	0- 1	0- 0	6- 5			
0- 0	0- 0	0- 0	NEUTRAL	0- 0	0- 0	0- 0			
7- 6	0- 0	0- 1	NON-CONFERENCE	0- 1	0- 0	7- 4			
2- 2	0- 0	0- 0	HOME	0- 0	0- 0	2- 2			
5- 4	0- 0	0- 1	AWAY	0- 1	0- 0	5- 2			
0- 0	0- 0	0- 0	NEUTRAL	0- 0	0- 0	0- 0			
7- 5	0- 0	0- 0	CONFERENCE	0- 0	0- 0	7- 5			
6- 2	0- 0	0- 0	HOME	0- 0	0- 0	6- 2			
1- 3	0- 0	0- 0	AWAY	0- 0	0- 0	1- 3			
0- 0	0- 0	0- 0	NEUTRAL	0- 0	0- 0	0- 0			

RPI 1-25				RPI 26-50				RPI 51-100				RPI 101+ Team's RPI: 237			
RPI	S	Opponent	Score	RPI	S	Opponent	Score	RPI	S	Opponent	Score	RPI	S	Opponent	Score
				29	A	North Carolina	63 85	85	A	Cincinnati	51 85	160	A	William & Mary	75 88
												163	H	Mercer	70 85
												182	A	UMES	72 80
												182	H	UMES	73 80
												195	H	N.C. A&T	58 63
												216	A	Bethune-Cookman	63 76
												216	H	Bethune-Cookman	61 40
												221	H	George Mason	73 59
												222	A	Campbell	69 64
												246	A	Niagara	68 61
												262	A	Richmond	60 67
												270	H	Norfolk St.	74 70
												285	H	Siena	81 86
												293	A	La Salle	57 54
												302	H	Morgan St.	79 56
												308	A	South Carolina St.	63 72
												314	A	FIU	89 62
												321	H	NJIT	77 57
												341	H	N.C. Central	80 70
												343	H	Delaware St.	78 62
												345	A	Fairleigh Dickinson	79 58
												347	A	Florida A&M	81 59
												347	H	Florida A&M	74 68
LAST 12 Division I GAMES:															
				341	H	N.C. Central	80 70	343	H	Delaware St.	78 62				
				195	H	N.C. A&T	58 63	308	A	South Carolina St.	63 72				
				216	A	Bethune-Cookman	63 76	302	H	Morgan St.	79 56				
				347	A	Florida A&M	81 59	216	H	Bethune-Cookman	61 40				
				270	H	Norfolk St.	74 70	182	A	UMES	72 80				
				182	H	UMES	73 80	347	H	Florida A&M	74 68				

Non-Div I Games:

Howard

 Loss,
  Non-Conf,
  S Site,
  Home
  Away
 N Neutral

Average RPI Win:	233	WON-LOST	WINNING	LAST 10	STRENGTH OF	OPP. STRENGTH	TEAM	ADJ.	CONF.	ADJ CONF.
Average RPI Loss:	110	RECORD	PCT. RANK	GAMES	SCHEDULE	OF SCHEDULE	RPI	RPI	RPI	RPI
DIV. I ONLY	16- 9	95	1- 0	207	191	124	124	20	20	
DIV. I NON-CONF.	5- 5	162	0- 0	59	109	87	87	17	17	
TOTALS	RPI 1-25	RPI 26-50	W-L RECORDS	RPI 51-100	RPI 101-150	RPI 150+				
16- 9	0- 1	0- 1	OVERALL	2- 3	2- 1	12- 3				
7- 3	0- 0	0- 1	HOME	0- 2	2- 0	5- 0				
8- 6	0- 1	0- 0	AWAY	1- 1	0- 1	7- 3				
1- 0	0- 0	0- 0	NEUTRAL	1- 0	0- 0	0- 0				
5- 5	0- 1	0- 1	NON-CONFERENCE	1- 1	1- 0	3- 2				
1- 2	0- 0	0- 1	HOME	0- 1	1- 0	0- 0				
3- 3	0- 1	0- 0	AWAY	0- 0	0- 0	3- 2				
1- 0	0- 0	0- 0	NEUTRAL	1- 0	0- 0	0- 0				
11- 4	0- 0	0- 0	CONFERENCE	1- 2	1- 1	9- 1				
6- 1	0- 0	0- 0	HOME	0- 1	1- 0	5- 0				
5- 3	0- 0	0- 0	AWAY	1- 1	0- 1	4- 1				
0- 0	0- 0	0- 0	NEUTRAL	0- 0	0- 0	0- 0				

RPI 1-25				RPI 26-50				RPI 51-100				RPI 101+ Team's RPI: 124			
RPI	S	Opponent	Score	RPI	S	Opponent	Score	RPI	S	Opponent	Score	RPI	S	Opponent	Score
8	A	Iowa	58 72	35	H	Ohio	66 73	63	A	Green Bay	67 63	109	A	Youngstown St.	52 70
								75	A	Wright St.	59 66	109	H	Youngstown St.	64 44
								75	H	Wright St.	75 78	128	H	UT Martin	73 72
								78	H	UNI	40 53	162	A	Southern Ill.	73 78
								95	N	VCU	63 61	181	A	Wisconsin	64 65
												183	A	Milwaukee	67 66
												189	A	Indiana St.	64 59
												206	A	Ole Miss	66 58
												266	A	Northern Ky.	57 60
												266	H	Northern Ky.	70 48
												284	A	Cleveland St.	75 50
												284	H	Cleveland St.	64 36
												300	A	UTSA	58 50
												306	A	Oakland	76 70
												306	H	Oakland	82 53
												333	A	Detroit Mercy	58 41
												333	H	Detroit Mercy	82 47
												340	H	UIC	71 43
LAST 12 Division I GAMES:															
333	A	Detroit Mercy	58 41	63	A	Green Bay	67 63								
306	A	Oakland	76 70	183	A	Milwaukee	67 66								
284	H	Cleveland St.	64 36	340	H	UIC	71 43								
109	H	Youngstown St.	64 44	306	H	Oakland	82 53								
75	A	Wright St.	59 66	333	H	Detroit Mercy	82 47								
266	A	Northern Ky.	57 60	109	A	Youngstown St.	52 70								

Non-Div I Games: Purdue Northwest 101 40

IUPUI

■ Loss,
 ■ Non-Conf, S Site,
 ■ Home
 ■ Away
 N Neutral

Idaho

Through Games Of Feb. 20, 2019

Average RPI Win:	189	WON-LOST	WINNING	LAST 10	STRENGTH OF	OPP. STRENGTH	TEAM	ADJ.	CONF.	ADJ CONF.
Average RPI Loss:	114	RECORD	PCT. RANK	GAMES	SCHEDULE	OF SCHEDULE	RPI	RPI	RPI	RPI
DIV. I ONLY	14- 9	112	1- 0	123	118	83	83	16	16	
DIV. I NON-CONF.	3- 6	241	0- 0	45	49	140	140	12	12	
TOTALS	RPI 1-25	RPI 26-50	W-L RECORDS	RPI 51-100	RPI 101-150	RPI 150+				
14- 9	0- 2	0- 1	OVERALL	1- 1	5- 2	8- 3				
7- 1	0- 0	0- 0	HOME	0- 0	3- 1	4- 0				
7- 7	0- 2	0- 1	AWAY	1- 0	2- 1	4- 3				
0- 1	0- 0	0- 0	NEUTRAL	0- 1	0- 0	0- 0				
3- 6	0- 2	0- 1	NON-CONFERENCE	0- 1	2- 0	1- 2				
2- 0	0- 0	0- 0	HOME	0- 0	1- 0	1- 0				
1- 5	0- 2	0- 1	AWAY	0- 0	1- 0	0- 2				
0- 1	0- 0	0- 0	NEUTRAL	0- 1	0- 0	0- 0				
11- 3	0- 0	0- 0	CONFERENCE	1- 0	3- 2	7- 1				
5- 1	0- 0	0- 0	HOME	0- 0	2- 1	3- 0				
6- 2	0- 0	0- 0	AWAY	1- 0	1- 1	4- 1				
0- 0	0- 0	0- 0	NEUTRAL	0- 0	0- 0	0- 0				

RPI 1-25				RPI 26-50				RPI 51-100 Team's RPI: 83				RPI 101+			
RPI	S	Opponent	Score	RPI	S	Opponent	Score	RPI	S	Opponent	Score	RPI	S	Opponent	Score
5	A	Stanford	71 115	44	A	Wyoming	61 64	51	N	Boise St.	85 91	118	A	Northern Colo.	72 77
13	A	Gonzaga	51 88					98	A	Idaho St.	86 72	118	H	Northern Colo.	72 86
												130	H	Portland St.	80 78
												136	A	Texas Tech	88 77
												145	H	CSUN	88 73
												149	A	Montana St.	82 66
												149	H	Montana St.	90 65
												154	A	Montana	79 82
												154	H	Montana	76 68
												186	A	Eastern Wash.	75 74
												186	H	Eastern Wash.	84 68
												236	H	Sacramento St.	104 66
												238	A	Northern Ariz.	86 69
												243	H	San Francisco	70 63
												249	A	Hawaii	61 69
												271	A	Long Beach St.	63 70
												280	A	Southern Utah	82 70
												322	A	Weber St.	79 74
LAST 12 Division I GAMES:															
186	A	Eastern Wash.	75 74	130	H	Portland St.	80 78								
118	A	Northern Colo.	72 77	236	H	Sacramento St.	104 66								
149	H	Montana St.	90 65	154	A	Montana	79 82								
154	H	Montana	76 68	149	A	Montana St.	82 66								
280	A	Southern Utah	82 70	118	H	Northern Colo.	72 86								
238	A	Northern Ariz.	86 69	186	H	Eastern Wash.	84 68								

Non-Div I Games:

Idaho

■ Loss,
 ■ Non-Conf, S Site,
 ■ Home
 ■ Away
 N Neutral

Average RPI Win:	221	WON-LOST	WINNING	LAST 10	STRENGTH OF	OPP. STRENGTH	TEAM	ADJ.	CONF.	ADJ CONF.
Average RPI Loss:	97	RECORD	PCT. RANK	GAMES	SCHEDULE	OF SCHEDULE	RPI	RPI	RPI	RPI
DIV. I ONLY	15- 8	90	0- 1	147	180	98	98	16	16	
DIV. I NON-CONF.	4- 4	162	0- 0	30	212	69	69	12	12	
TOTALS	RPI 1-25	RPI 26-50	W-L RECORDS	RPI 51-100	RPI 101-150	RPI 150+				
15- 8	0- 1	0- 1	OVERALL	0- 3	4- 1	11- 2				
7- 2	0- 0	0- 0	HOME	0- 1	2- 0	5- 1				
7- 5	0- 1	0- 0	AWAY	0- 2	2- 1	5- 1				
1- 1	0- 0	0- 1	NEUTRAL	0- 0	0- 0	1- 0				
4- 4	0- 1	0- 1	NON-CONFERENCE	0- 2	1- 0	3- 0				
2- 0	0- 0	0- 0	HOME	0- 0	1- 0	1- 0				
1- 3	0- 1	0- 0	AWAY	0- 2	0- 0	1- 0				
1- 1	0- 0	0- 1	NEUTRAL	0- 0	0- 0	1- 0				
11- 4	0- 0	0- 0	CONFERENCE	0- 1	3- 1	8- 2				
5- 2	0- 0	0- 0	HOME	0- 1	1- 0	4- 1				
6- 2	0- 0	0- 0	AWAY	0- 0	2- 1	4- 1				
0- 0	0- 0	0- 0	NEUTRAL	0- 0	0- 0	0- 0				

RPI 1-25				RPI 26-50				RPI 51-100 Team's RPI: 98				RPI 101+			
RPI	S	Opponent	Score	RPI	S	Opponent	Score	RPI	S	Opponent	Score	RPI	S	Opponent	Score
13	A	Gonzaga	51 70	38	N	Georgia Tech	51 74	57	A	Utah	60 74	118	A	Northern Colo.	56 60
								73	A	Arizona	46 71	120	H	Pepperdine	65 63
								83	H	Idaho	72 86	130	A	Portland St.	58 57
												149	A	Montana St.	62 49
												149	H	Montana St.	61 43
												154	A	Montana	59 60
												154	H	Montana	50 34
												186	H	Eastern Wash.	63 48
												236	A	Sacramento St.	56 42
												236	H	Sacramento St.	73 43
												238	A	Northern Ariz.	80 69
												238	H	Northern Ariz.	77 81
												261	A	California Baptist	72 57
												276	H	Utah Valley	80 68
												280	A	Southern Utah	69 57
												280	H	Southern Utah	80 47
												299	N	Kennesaw St.	60 49
												322	A	Weber St.	70 57
LAST 12 Division I GAMES:															
154	A	Montana	59 60	149	H	Montana St.	61 43								
149	A	Montana St.	62 49	154	H	Montana	50 34								
280	H	Southern Utah	80 47	118	A	Northern Colo.	56 60								
238	H	Northern Ariz.	77 81	236	H	Sacramento St.	73 43								
130	A	Portland St.	58 57	322	A	Weber St.	70 57								
236	A	Sacramento St.	56 42	238	A	Northern Ariz.	80 69								

Non-Div I Games: Benedictine Mesa 88 51

Idaho St.

■ Loss,
■ Non-Conf, S Site,
■ Home
■ Away
N Neutral

Average RPI Win:	237	WON-LOST	WINNING	LAST 10	STRENGTH OF	OPP. STRENGTH	TEAM	ADJ.	CONF.	ADJ CONF.
Average RPI Loss:	74	RECORD	PCT. RANK	GAMES	SCHEDULE	OF SCHEDULE	RPI	RPI	RPI	RPI
DIV. I ONLY	10- 17	248	0- 1	93	81	196	196	4	4	
DIV. I NON-CONF.	8- 3	72	0- 0	281	282	171	171	6	6	
TOTALS	RPI 1-25	RPI 26-50	W-L RECORDS	RPI 51-100	RPI 101-150	RPI 150+				
10- 17	0- 4	0- 4	OVERALL	0- 4	1- 3	9- 2				
8- 8	0- 3	0- 2	HOME	0- 2	0- 1	8- 0				
2- 8	0- 1	0- 2	AWAY	0- 2	1- 2	1- 1				
0- 1	0- 0	0- 0	NEUTRAL	0- 0	0- 0	0- 1				
8- 3	0- 0	0- 2	NON-CONFERENCE	0- 0	0- 0	8- 1				
7- 1	0- 0	0- 1	HOME	0- 0	0- 0	7- 0				
1- 1	0- 0	0- 1	AWAY	0- 0	0- 0	1- 0				
0- 1	0- 0	0- 0	NEUTRAL	0- 0	0- 0	0- 1				
2- 14	0- 4	0- 2	CONFERENCE	0- 4	1- 3	1- 1				
1- 7	0- 3	0- 1	HOME	0- 2	0- 1	1- 0				
1- 7	0- 1	0- 1	AWAY	0- 2	1- 2	0- 1				
0- 0	0- 0	0- 0	NEUTRAL	0- 0	0- 0	0- 0				

RPI 1-25				RPI 26-50				RPI 51-100				RPI 101+ Team's RPI: 196			
RPI	S	Opponent	Score	RPI	S	Opponent	Score	RPI	S	Opponent	Score	RPI	S	Opponent	Score
8	A	Iowa	66 88	28	H	Missouri	45 67	54	H	Indiana	83 85	101	A	Northwestern	45 68
8	H	Iowa	75 94	31	A	Michigan St.	60 77	59	A	Purdue	50 72	101	H	Northwestern	56 64
16	H	Maryland	66 80	41	A	Clemson	67 69	86	H	Nebraska	67 77	102	A	Minnesota	66 62
25	H	Rutgers	60 71	49	H	Michigan	56 70	92	A	Ohio St.	70 78	137	A	Penn St.	48 62
												181	A	Wisconsin	67 75
												181	H	Wisconsin	78 68
												189	H	Indiana St.	75 57
												190	H	Eastern Mich.	72 66
												236	N	Sacramento St.	107 109
												248	H	Columbia	76 69
												254	H	SIUE	74 57
												286	H	Murray St.	84 52
												297	H	Alabama A&M	88 60
												311	H	Valparaiso	73 54
												315	A	Cal Poly	74 51
LAST 12 Division I GAMES:															
				181	A	Wisconsin	67 75	92	A	Ohio St.	70 78				
				49	H	Michigan	56 70	101	H	Northwestern	56 64				
				8	A	Iowa	66 88	31	A	Michigan St.	60 77				
				181	H	Wisconsin	78 68	8	H	Iowa	75 94				
				59	A	Purdue	50 72	86	H	Nebraska	67 77				
				16	H	Maryland	66 80	137	A	Penn St.	48 62				

Non-Div I Games:

Illinois

■ Loss,
 ■ Non-Conf,
 ■ S Site,
 ■ Home
 ■ A Away
 N Neutral

Average RPI Win:	225	WON-LOST	WINNING	LAST 10	STRENGTH OF	OPP. STRENGTH	TEAM	ADJ.	CONF.	ADJ CONF.
Average RPI Loss:	161	RECORD	PCT. RANK	GAMES	SCHEDULE	OF SCHEDULE	RPI	RPI	RPI	RPI
DIV. I ONLY	14- 9	112	1- 0	242	211	157	157	13	13	
DIV. I NON-CONF.	6- 4	125	0- 0	298	317	175	175	15	15	
TOTALS	RPI 1-25	RPI 26-50	W-L RECORDS	RPI 51-100	RPI 101-150	RPI 150+				
14- 9	0- 1	0- 0	OVERALL	2- 2	0- 0	12- 6				
8- 3	0- 1	0- 0	HOME	1- 1	0- 0	7- 1				
6- 6	0- 0	0- 0	AWAY	1- 1	0- 0	5- 5				
0- 0	0- 0	0- 0	NEUTRAL	0- 0	0- 0	0- 0				
6- 4	0- 0	0- 0	NON-CONFERENCE	0- 1	0- 0	6- 3				
4- 0	0- 0	0- 0	HOME	0- 0	0- 0	4- 0				
2- 4	0- 0	0- 0	AWAY	0- 1	0- 0	2- 3				
0- 0	0- 0	0- 0	NEUTRAL	0- 0	0- 0	0- 0				
8- 5	0- 1	0- 0	CONFERENCE	2- 1	0- 0	6- 3				
4- 3	0- 1	0- 0	HOME	1- 1	0- 0	3- 1				
4- 2	0- 0	0- 0	AWAY	1- 0	0- 0	3- 2				
0- 0	0- 0	0- 0	NEUTRAL	0- 0	0- 0	0- 0				

RPI	S	Opponent	Score	RPI	S	Opponent	Score	RPI	S	Opponent	Score	RPI	S	Opponent	Score	Team's RPI: 157
19	H	Drake	64 82					62	A	Butler	56 58	159	H	Bradley	68 79	
								69	A	Missouri St.	60 56	162	A	Southern Ill.	68 66	
								69	H	Missouri St.	47 59	162	H	Southern Ill.	60 52	
								78	H	UNI	66 64	187	H	Saint Louis	72 67	
												189	A	Indiana St.	44 59	
												189	H	Indiana St.	78 70	
												190	A	Eastern Mich.	41 50	
												223	A	Loyola Chicago	59 62	
												240	A	UMKC	62 55	
												244	H	North Dakota	67 55	
												254	A	SIUE	61 68	
												260	H	Austin Peay	61 49	
												266	A	Northern Ky.	58 53	
												284	A	Cleveland St.	63 67	
												306	H	Oakland	62 56	
												311	A	Valparaiso	70 67	
												336	A	Evansville	72 61	
												336	H	Evansville	82 59	
LAST 12 Division I GAMES:																
162	A	Southern Ill.	68 66	159	H	Bradley	68 79									
69	A	Missouri St.	60 56	69	H	Missouri St.	47 59									
189	H	Indiana St.	78 70	162	H	Southern Ill.	60 52									
336	H	Evansville	82 59	336	A	Evansville	72 61									
311	A	Valparaiso	70 67	189	A	Indiana St.	44 59									
223	A	Loyola Chicago	59 62	19	H	Drake	64 82									

Non-Div I Games: Maryville (MO) 61 52

Illinois St.

Average RPI Win:	307	WON-LOST	WINNING	LAST 10	STRENGTH OF	OPP. STRENGTH	TEAM	ADJ.	CONF.	ADJ CONF.
Average RPI Loss:	164	RECORD	PCT. RANK	GAMES	SCHEDULE	OF SCHEDULE	RPI	RPI	RPI	RPI
DIV. I ONLY	3- 21	336	0- 1	137	275	304	304	25	25	
DIV. I NON-CONF.	0- 11	336	0- 0	52	221	296	296	23	23	
TOTALS	RPI 1-25	RPI 26-50	W-L RECORDS	RPI 51-100	RPI 101-150	RPI 150+				
3- 21	0- 1	0- 2	OVERALL	0- 6	0- 1	3- 11				
2- 8	0- 0	0- 1	HOME	0- 4	0- 0	2- 3				
1- 13	0- 1	0- 1	AWAY	0- 2	0- 1	1- 8				
0- 0	0- 0	0- 0	NEUTRAL	0- 0	0- 0	0- 0				
0- 11	0- 1	0- 2	NON-CONFERENCE	0- 3	0- 1	0- 4				
0- 4	0- 0	0- 1	HOME	0- 2	0- 0	0- 1				
0- 7	0- 1	0- 1	AWAY	0- 1	0- 1	0- 3				
0- 0	0- 0	0- 0	NEUTRAL	0- 0	0- 0	0- 0				
3- 10	0- 0	0- 0	CONFERENCE	0- 3	0- 0	3- 7				
2- 4	0- 0	0- 0	HOME	0- 2	0- 0	2- 2				
1- 6	0- 0	0- 0	AWAY	0- 1	0- 0	1- 5				
0- 0	0- 0	0- 0	NEUTRAL	0- 0	0- 0	0- 0				

RPI 1-25				RPI 26-50				RPI 51-100				RPI 101+ Team's RPI: 304			
RPI	S	Opponent	Score	RPI	S	Opponent	Score	RPI	S	Opponent	Score	RPI	S	Opponent	Score
14	A	Arizona St.	43 81	32	A	South Dakota	43 96	68	A	Lamar University	53 79	102	A	Minnesota	39 75
				37	H	Rice	63 74	68	H	Lamar University	51 77	165	H	Abilene Christian	50 71
								73	A	Arizona	42 84	174	A	Nicholls St.	62 86
								76	H	SFA	56 66	179	H	Sam Houston St.	56 76
								90	H	UT Arlington	49 97	208	A	San Diego St.	38 81
								97	H	Houston	60 79	234	A	Massachusetts	59 71
												252	A	A&M-Corpus Christi	49 57
												283	A	Central Ark.	43 74
												296	A	New Orleans	55 58
												296	H	New Orleans	81 69
												307	H	Southeastern La.	76 69
												318	A	McNeese	68 66
												322	H	Weber St.	64 72
												337	A	Houston Baptist	59 60
												339	A	Grand Canyon	63 74
LAST 12 Division I GAMES:															
68	A	Lamar University	53 79	296	H	New Orleans	81 69	68	H	Lamar University	51 77				
165	H	Abilene Christian	50 71	76	H	SFA	56 66	283	A	Central Ark.	43 74				
307	H	Southeastern La.	76 69	179	H	Sam Houston St.	56 76	174	A	Nicholls St.	62 86				
252	A	A&M-Corpus Christi	49 57												
296	A	New Orleans	55 58												
337	A	Houston Baptist	59 60												

Non-Div I Games:

Incarnate Word

■ Loss,
■ Non-Conf,
■ S Site,
■ H Home
■ A Away
N Neutral

Indiana

Through Games Of Feb. 20, 2019

Average RPI Win:	129	WON-LOST	WINNING	LAST 10	STRENGTH OF	OPP. STRENGTH	TEAM	ADJ.	CONF.	ADJ CONF.
Average RPI Loss:	70	RECORD	PCT. RANK	GAMES	SCHEDULE	OF SCHEDULE	RPI	RPI	RPI	RPI
DIV. I ONLY	17- 10	101	0- 1	44	52	54	54	4	4	
DIV. I NON-CONF.	11- 1	13	0- 0	105	61	20	20	6	6	
TOTALS	RPI 1-25	RPI 26-50	W-L RECORDS	RPI 51-100	RPI 101-150	RPI 150+				
17- 10	0- 3	4- 2	OVERALL	4- 2	3- 2	6- 1				
9- 4	0- 2	2- 0	HOME	3- 0	1- 2	3- 0				
6- 5	0- 1	1- 2	AWAY	1- 2	1- 0	3- 0				
2- 1	0- 0	1- 0	NEUTRAL	0- 0	1- 0	0- 1				
11- 1	0- 0	2- 0	NON-CONFERENCE	3- 0	2- 0	4- 1				
6- 0	0- 0	0- 0	HOME	3- 0	0- 0	3- 0				
3- 0	0- 0	1- 0	AWAY	0- 0	1- 0	1- 0				
2- 1	0- 0	1- 0	NEUTRAL	0- 0	1- 0	0- 1				
6- 9	0- 3	2- 2	CONFERENCE	1- 2	1- 2	2- 0				
3- 4	0- 2	2- 0	HOME	0- 0	1- 2	0- 0				
3- 5	0- 1	0- 2	AWAY	1- 2	0- 0	2- 0				
0- 0	0- 0	0- 0	NEUTRAL	0- 0	0- 0	0- 0				

RPI	S	Opponent	Score	RPI	S	Opponent	Score	RPI	S	Opponent	Score	RPI	S	Opponent	Score
16	H	Maryland	56 76	31	A	Michigan St.	61 77	59	A	Purdue	53 56	101	H	Northwestern	69 75
25	A	Rutgers	64 69	31	H	Michigan St.	68 64	62	H	Butler	66 46	102	H	Minnesota	61 65
25	H	Rutgers	61 69	32	N	South Dakota	68 60	69	H	Missouri St.	98 74	108	N	Loyola Marymount	67 43
				42	A	UCLA	67 65	86	A	Nebraska	82 78	121	A	Wake Forest	87 73
				49	A	Michigan	58 67	92	A	Ohio St.	50 55	137	H	Penn St.	83 75
				49	H	Michigan	70 60	96	H	Northern Ill.	91 73	181	A	Wisconsin	75 68
												183	H	Milwaukee	68 66
												196	A	Illinois	85 83
												198	N	Grambling	62 65
												218	H	Florida	83 64
												273	H	North Florida	75 52
												306	A	Oakland	59 32
LAST 12 Division I GAMES:															
25	H	Rutgers	61 69	16	H	Maryland	56 76								
49	A	Michigan	58 67	49	H	Michigan	70 60								
31	A	Michigan St.	61 77	59	A	Purdue	53 56								
102	H	Minnesota	61 65	101	H	Northwestern	69 75								
86	A	Nebraska	82 78	181	A	Wisconsin	75 68								
25	A	Rutgers	64 69	92	A	Ohio St.	50 55								

Non-Div I Games:

Indiana

 Loss,
 Non-Conf, S Site,
 Home
 Away
N Neutral

Average RPI Win:	255	WON-LOST	WINNING	LAST 10	STRENGTH OF	OPP. STRENGTH	TEAM	ADJ.	CONF.	ADJ CONF.
Average RPI Loss:	149	RECORD	PCT. RANK	GAMES	SCHEDULE	OF SCHEDULE	RPI	RPI	RPI	RPI
DIV. I ONLY	10- 13	215	1- 0	174	274	189	189	13	13	
DIV. I NON-CONF.	5- 5	162	0- 0	235	333	179	179	15	15	
TOTALS	RPI 1-25	RPI 26-50	W-L RECORDS	RPI 51-100	RPI 101-150	RPI 150+				
10- 13	0- 1	0- 0	OVERALL	0- 3	0- 1	10- 8				
3- 5	0- 1	0- 0	HOME	0- 1	0- 1	3- 2				
7- 7	0- 0	0- 0	AWAY	0- 2	0- 0	7- 5				
0- 1	0- 0	0- 0	NEUTRAL	0- 0	0- 0	0- 1				
5- 5	0- 0	0- 0	NON-CONFERENCE	0- 1	0- 1	5- 3				
1- 1	0- 0	0- 0	HOME	0- 0	0- 1	1- 0				
4- 3	0- 0	0- 0	AWAY	0- 1	0- 0	4- 2				
0- 1	0- 0	0- 0	NEUTRAL	0- 0	0- 0	0- 1				
5- 8	0- 1	0- 0	CONFERENCE	0- 2	0- 0	5- 5				
2- 4	0- 1	0- 0	HOME	0- 1	0- 0	2- 2				
3- 4	0- 0	0- 0	AWAY	0- 1	0- 0	3- 3				
0- 0	0- 0	0- 0	NEUTRAL	0- 0	0- 0	0- 0				

RPI 1-25				RPI 26-50				RPI 51-100				RPI 101+ Team's RPI: 189			
RPI	S	Opponent	Score	RPI	S	Opponent	Score	RPI	S	Opponent	Score	RPI	S	Opponent	Score
19	H	Drake	68 70					62	A	Butler	49 72	124	H	IUPUI	59 64
								69	A	Missouri St.	58 71	157	A	Illinois St.	70 78
								78	H	UNI	51 71	157	H	Illinois St.	59 44
												159	A	Bradley	80 81
												159	H	Bradley	45 61
												162	A	Southern Ill.	61 58
												170	N	UC Irvine	61 77
												187	A	Saint Louis	60 56
												194	A	Marshall	62 53
												196	A	Illinois	57 75
												214	A	Southeast Mo. St.	62 51
												223	A	Loyola Chicago	54 56
												223	H	Loyola Chicago	36 44
												292	A	Eastern Ill.	39 63
												311	A	Valparaiso	86 82
												311	H	Valparaiso	67 59
												336	A	Evansville	76 69
												339	A	Grand Canyon	88 81
												340	H	UIC	60 53
LAST 12 Division I GAMES:															
311	H	Valparaiso	67 59	19	H	Drake	68 70								
223	H	Loyola Chicago	36 44	223	A	Loyola Chicago	54 56								
157	A	Illinois St.	70 78	311	A	Valparaiso	86 82								
159	A	Bradley	80 81	159	H	Bradley	45 61								
336	A	Evansville	76 69	157	H	Illinois St.	59 44								
78	H	UNI	51 71	162	A	Southern Ill.	61 58								

Non-Div I Games: Davenport 79 43

Indiana St.

Average RPI Win: 258	WON-LOST	WINNING	LAST 10	STRENGTH OF	OPP. STRENGTH	TEAM	ADJ.	CONF.	ADJ CONF.
Average RPI Loss: 181	RECORD	PCT. RANK	GAMES	SCHEDULE	OF SCHEDULE	RPI	RPI	RPI	RPI
DIV. I ONLY	3- 23	343	1- 0	177	242	323	323	26	26
DIV. I NON-CONF.	1- 10	330	0- 0	65	74	282	282	27	27
TOTALS	RPI 1-25	RPI 26-50	W-L RECORDS	RPI 51-100	RPI 101-150	RPI 150+			
3- 23	0- 1	0- 1	OVERALL	0- 3	0- 5	3- 13			
2- 12	0- 1	0- 0	HOME	0- 2	0- 3	2- 6			
1- 11	0- 0	0- 1	AWAY	0- 1	0- 2	1- 7			
0- 0	0- 0	0- 0	NEUTRAL	0- 0	0- 0	0- 0			
1- 10	0- 1	0- 1	NON-CONFERENCE	0- 2	0- 4	1- 2			
1- 5	0- 1	0- 0	HOME	0- 1	0- 3	1- 0			
0- 5	0- 0	0- 1	AWAY	0- 1	0- 1	0- 2			
0- 0	0- 0	0- 0	NEUTRAL	0- 0	0- 0	0- 0			
2- 13	0- 0	0- 0	CONFERENCE	0- 1	0- 1	2- 11			
1- 7	0- 0	0- 0	HOME	0- 1	0- 0	1- 6			
1- 6	0- 0	0- 0	AWAY	0- 0	0- 1	1- 5			
0- 0	0- 0	0- 0	NEUTRAL	0- 0	0- 0	0- 0			

RPI 1-25				RPI 26-50				RPI 51-100				RPI 101+ Team's RPI: 323			
RPI	S	Opponent	Score	RPI	S	Opponent	Score	RPI	S	Opponent	Score	RPI	S	Opponent	Score
24	H	Central Mich.	39 82	48	A	Bucknell	43 81	64	H	Penn	43 66	103	H	St. John's (NY)	35 61
								65	H	Quinnipiac	39 76	122	H	Fordham	40 57
								79	A	Toledo	38 84	133	A	Kansas	44 75
												144	A	Marist	36 76
												150	H	Stony Brook	51 53
												164	A	Temple	39 59
												188	A	Rider	64 75
												188	H	Rider	58 66
												193	H	George Washington	52 43
												246	A	Niagara	53 72
												246	H	Niagara	46 58
												247	A	Monmouth	52 51
												247	H	Monmouth	38 55
												251	A	Hofstra	49 74
												279	A	Canisius	47 67
												279	H	Canisius	40 48
												285	A	Siena	47 59
												285	H	Siena	45 66
												287	A	Manhattan	33 55
												294	H	Fairfield	42 55
												335	H	Saint Peter's	61 57
LAST 12 Division I GAMES:															
335	H	Saint Peter's	61 57	65	H	Quinnipiac	39 76								
247	A	Monmouth	52 51	294	H	Fairfield	42 55								
188	A	Rider	64 75	144	A	Marist	36 76								
285	H	Siena	45 66	287	A	Manhattan	33 55								
246	A	Niagara	53 72	188	H	Rider	58 66								
279	A	Canisius	47 67	246	H	Niagara	46 58								

Non-Div I Games:

Iona

■ Loss,
 ■ Non-Conf, S Site,
 ■ Home
 ■ Away
 N Neutral

Average RPI Win:	109	WON-LOST	WINNING	LAST 10	STRENGTH OF	OPP. STRENGTH	TEAM	ADJ.	CONF.	ADJ CONF.
Average RPI Loss:	32	RECORD	PCT. RANK	GAMES	SCHEDULE	OF SCHEDULE	RPI	RPI	RPI	RPI
DIV. I ONLY	21- 5	24	0- 1	10	37	8	8	4	4	
DIV. I NON-CONF.	9- 2	43	0- 1	12	38	10	10	6	6	
TOTALS	RPI 1-25	RPI 26-50	W-L RECORDS	RPI 51-100	RPI 101-150	RPI 150+				
21- 5	4- 2	3- 2	OVERALL	4- 1	4- 0	6- 0				
14- 0	3- 0	2- 0	HOME	3- 0	1- 0	5- 0				
6- 4	1- 1	0- 2	AWAY	1- 1	3- 0	1- 0				
1- 1	0- 1	1- 0	NEUTRAL	0- 0	0- 0	0- 0				
9- 2	2- 2	1- 0	NON-CONFERENCE	1- 0	2- 0	3- 0				
6- 0	1- 0	0- 0	HOME	1- 0	1- 0	3- 0				
2- 1	1- 1	0- 0	AWAY	0- 0	1- 0	0- 0				
1- 1	0- 1	1- 0	NEUTRAL	0- 0	0- 0	0- 0				
12- 3	2- 0	2- 2	CONFERENCE	3- 1	2- 0	3- 0				
8- 0	2- 0	2- 0	HOME	2- 0	0- 0	2- 0				
4- 3	0- 0	0- 2	AWAY	1- 1	2- 0	1- 0				
0- 0	0- 0	0- 0	NEUTRAL	0- 0	0- 0	0- 0				

RPI	S	Opponent	Score	RPI	S	Opponent	Score	RPI	S	Opponent	Score	RPI	S	Opponent	Score
1	A	Notre Dame	71 105	31	A	Michigan St.	70 84	59	A	Purdue	57 62	102	A	Minnesota	81 63
11	H	Iowa St.	73 70	31	H	Michigan St.	86 71	59	H	Purdue	72 58	124	H	IUPUI	72 58
16	H	Maryland	86 73	49	A	Michigan	81 90	78	H	UNI	83 57	127	A	Western Ky.	104 67
19	A	Drake	91 82	49	H	Michigan	75 61	86	H	Nebraska	77 71	137	A	Penn St.	81 61
20	N	Florida St.	67 71	50	N	West Virginia	84 81	92	A	Ohio St.	78 52	172	H	Oral Roberts	90 77
25	H	Rutgers	72 66									181	H	Wisconsin	71 53
												196	A	Illinois	94 75
												196	H	Illinois	88 66
												203	H	Robert Morris	92 63
												341	H	N.C. Central	106 39
LAST 12 Division I GAMES:															
20	N	Florida St.	67 71	49	A	Michigan	81 90								
16	H	Maryland	86 73	59	H	Purdue	72 58								
196	H	Illinois	88 66	25	H	Rutgers	72 66								
92	A	Ohio St.	78 52	196	A	Illinois	94 75								
31	H	Michigan St.	86 71	49	H	Michigan	75 61								
137	A	Penn St.	81 61	102	A	Minnesota	81 63								

Non-Div I Games:

Iowa

■ Loss,
 ■ Non-Conf, S Site,
 ■ Home
 ■ Away
 N Neutral

Average RPI Win:	109	WON-LOST	WINNING	LAST 10	STRENGTH OF	OPP. STRENGTH	TEAM	ADJ.	CONF.	ADJ CONF.
Average RPI Loss:	26	RECORD	PCT. RANK	GAMES	SCHEDULE	OF SCHEDULE	RPI	RPI	RPI	RPI
DIV. I ONLY	20- 6	36	3- 0	4	33	11	11	3	3	
DIV. I NON-CONF.	10- 2	37	3- 0	10	92	9	9	3	3	
TOTALS	RPI 1-25	RPI 26-50	W-L RECORDS	RPI 51-100	RPI 101-150	RPI 150+				
20- 6	2- 2	5- 4	OVERALL	3- 0	6- 0	4- 0				
15- 1	2- 0	4- 1	HOME	3- 0	3- 0	3- 0				
4- 5	0- 2	1- 3	AWAY	0- 0	3- 0	0- 0				
1- 0	0- 0	0- 0	NEUTRAL	0- 0	0- 0	1- 0				
10- 2	2- 1	1- 1	NON-CONFERENCE	3- 0	0- 0	4- 0				
9- 0	2- 0	1- 0	HOME	3- 0	0- 0	3- 0				
0- 2	0- 1	0- 1	AWAY	0- 0	0- 0	0- 0				
1- 0	0- 0	0- 0	NEUTRAL	0- 0	0- 0	1- 0				
10- 4	0- 1	4- 3	CONFERENCE	0- 0	6- 0	0- 0				
6- 1	0- 0	3- 1	HOME	0- 0	3- 0	0- 0				
4- 3	0- 1	1- 2	AWAY	0- 0	3- 0	0- 0				
0- 0	0- 0	0- 0	NEUTRAL	0- 0	0- 0	0- 0				

RPI 1-25				RPI 26-50				RPI 51-100				RPI 101+			
RPI	S	Opponent	Score	RPI	S	Opponent	Score	RPI	S	Opponent	Score	RPI	S	Opponent	Score
2	A	Baylor	69 84	30	H	Texas	62 64	53	H	Auburn	67 64	119	A	Oklahoma St.	84 71
8	A	Iowa	70 73	32	A	South Dakota	59 64	81	H	Arkansas	91 82	119	H	Oklahoma St.	89 67
17	H	Miami (FL)	75 52	34	A	TCU	69 76	96	H	Northern Ill.	70 60	133	A	Kansas	82 73
19	H	Drake	86 81	34	H	TCU	92 54					136	H	Texas Tech	105 66
				46	A	Kansas St.	81 52					148	A	Oklahoma	91 70
				46	H	Kansas St.	96 58					148	H	Oklahoma	104 78
				48	H	Bucknell	86 61					190	N	Eastern Mich.	85 59
				50	A	West Virginia	64 73					197	H	Prairie View	94 46
				50	H	West Virginia	77 61					244	H	North Dakota	87 35
LAST 12 Division I GAMES:															
				96	H	Northern Ill.	70 60	50	H	West Virginia	77 61				
				53	H	Auburn	67 64	46	A	Kansas St.	81 52				
				17	H	Miami (FL)	75 52	136	H	Texas Tech	105 66				
				148	A	Oklahoma	91 70	119	A	Oklahoma St.	84 71				
				119	H	Oklahoma St.	89 67	2	A	Baylor	69 84				
				34	A	TCU	69 76	148	H	Oklahoma	104 78				

Non-Div I Games:

Iowa St.

Average RPI Win:	289	WON-LOST	WINNING	LAST 10	STRENGTH OF	OPP. STRENGTH	TEAM	ADJ.	CONF.	ADJ CONF.
Average RPI Loss:	188	RECORD	PCT. RANK	GAMES	SCHEDULE	OF SCHEDULE	RPI	RPI	RPI	RPI
DIV. I ONLY	9- 13	230	1- 0	332	310	290	290	29	29	
DIV. I NON-CONF.	2- 7	288	0- 0	216	245	291	291	28	28	
TOTALS	RPI 1-25	RPI 26-50	W-L RECORDS	RPI 51-100	RPI 101-150	RPI 150+				
9- 13	0- 1	0- 0	OVERALL	0- 2	0- 0	9- 10				
5- 3	0- 0	0- 0	HOME	0- 0	0- 0	5- 3				
3- 9	0- 1	0- 0	AWAY	0- 2	0- 0	3- 6				
1- 1	0- 0	0- 0	NEUTRAL	0- 0	0- 0	1- 1				
2- 7	0- 1	0- 0	NON-CONFERENCE	0- 2	0- 0	2- 4				
1- 1	0- 0	0- 0	HOME	0- 0	0- 0	1- 1				
0- 5	0- 1	0- 0	AWAY	0- 2	0- 0	0- 2				
1- 1	0- 0	0- 0	NEUTRAL	0- 0	0- 0	1- 1				
7- 6	0- 0	0- 0	CONFERENCE	0- 0	0- 0	7- 6				
4- 2	0- 0	0- 0	HOME	0- 0	0- 0	4- 2				
3- 4	0- 0	0- 0	AWAY	0- 0	0- 0	3- 4				
0- 0	0- 0	0- 0	NEUTRAL	0- 0	0- 0	0- 0				

RPI 1-25				RPI 26-50				RPI 51-100				RPI 101+ Team's RPI: 290			
RPI	S	Opponent	Score	RPI	S	Opponent	Score	RPI	S	Opponent	Score	RPI	S	Opponent	Score
7	A	Mississippi St.	38 105					81	A	Arkansas	57 76	158	N	Akron	57 74
								90	A	UT Arlington	63 99	175	A	Southern U.	59 52
												175	H	Southern U.	74 76
												197	A	Prairie View	57 76
												197	H	Prairie View	80 89
												198	A	Grambling	77 74
												201	A	Memphis	67 68
												231	A	Texas Southern	67 76
												231	H	Texas Southern	73 64
												245	A	Louisiana	61 68
												257	A	Alabama St.	67 74
												283	H	Central Ark.	65 56
												297	A	Alabama A&M	55 58
												307	H	Southeastern La.	45 50
												329	H	Mississippi Val.	87 56
												340	N	UIC	72 57
												346	H	Ark.-Pine Bluff	60 41
												350	A	Alcorn	82 61
												350	H	Alcorn	88 66
LAST 12 Division I GAMES:															
231	H	Texas Southern	73 64	198	A	Grambling	77 74								
197	H	Prairie View	80 89	231	A	Texas Southern	67 76								
175	A	Southern U.	59 52	197	A	Prairie View	57 76								
350	A	Alcorn	82 61	175	H	Southern U.	74 76								
346	H	Ark.-Pine Bluff	60 41	350	H	Alcorn	88 66								
329	H	Mississippi Val.	87 56	257	A	Alabama St.	67 74								

Non-Div I Games: Spring Hill 105 57 Millsaps 88 38

Jackson St.

Loss, Non-Conf, S Site, H Home A Away N Neutral

Jacksonville

Through Games Of Feb. 20, 2019

Average RPI Win:	283	WON-LOST	WINNING	LAST 10	STRENGTH OF	OPP. STRENGTH	TEAM	ADJ.	CONF.	ADJ CONF.
Average RPI Loss:	174	RECORD	PCT. RANK	GAMES	SCHEDULE	OF SCHEDULE	RPI	RPI	RPI	RPI
DIV. I ONLY	10- 13	215	1- 0	278	279	229	229	24	24	
DIV. I NON-CONF.	4- 6	212	0- 0	152	289	183	183	26	26	
TOTALS	RPI 1-25	RPI 26-50	W-L RECORDS	RPI 51-100	RPI 101-150	RPI 150+				
10- 13	0- 2	0- 0	OVERALL	0- 2	0- 1	10- 8				
4- 4	0- 0	0- 0	HOME	0- 0	0- 0	4- 4				
6- 7	0- 2	0- 0	AWAY	0- 1	0- 1	6- 3				
0- 2	0- 0	0- 0	NEUTRAL	0- 1	0- 0	0- 1				
4- 6	0- 2	0- 0	NON-CONFERENCE	0- 1	0- 1	4- 2				
1- 1	0- 0	0- 0	HOME	0- 0	0- 0	1- 1				
3- 3	0- 2	0- 0	AWAY	0- 0	0- 1	3- 0				
0- 2	0- 0	0- 0	NEUTRAL	0- 1	0- 0	0- 1				
6- 7	0- 0	0- 0	CONFERENCE	0- 1	0- 0	6- 6				
3- 3	0- 0	0- 0	HOME	0- 0	0- 0	3- 3				
3- 4	0- 0	0- 0	AWAY	0- 1	0- 0	3- 3				
0- 0	0- 0	0- 0	NEUTRAL	0- 0	0- 0	0- 0				

RPI 1-25				RPI 26-50				RPI 51-100				RPI 101+ Team's RPI: 229			
RPI	S	Opponent	Score	RPI	S	Opponent	Score	RPI	S	Opponent	Score	RPI	S	Opponent	Score
20	A	Florida St.	46 79					71	A	FGCU	58 82	137	A	Penn St.	61 80
21	A	Texas A&M	53 73					74	N	Old Dominion	76 78	163	H	Mercer	71 66
												178	H	North Ala.	59 62
												206	A	Stetson	46 54
												206	H	Stetson	56 69
												213	A	Liberty	64 52
												213	H	Liberty	75 85
												216	H	Bethune-Cookman	56 58
												273	A	North Florida	80 72
												273	H	North Florida	75 63
												297	N	Alabama A&M	60 65
												299	A	Kennesaw St.	55 75
												299	H	Kennesaw St.	68 53
												301	A	Charleston So.	68 58
												314	A	FIU	73 62
												321	A	NJIT	61 56
												324	A	Lipscomb	58 61
												324	H	Lipscomb	62 47
												348	A	Savannah St.	68 58
LAST 12 Division I GAMES:															
273	H	North Florida	75 63	213	H	Liberty	75 85								
206	A	Stetson	46 54	273	A	North Florida	80 72								
324	A	Lipscomb	58 61	321	A	NJIT	61 56								
299	H	Kennesaw St.	68 53	178	H	North Ala.	59 62								
71	A	FGCU	58 82	213	A	Liberty	64 52								
206	H	Stetson	56 69	299	A	Kennesaw St.	55 75								

Non-Div I Games: Webber Int'l 73 39 Edward Waters 100 48 Warner 105 55

Jacksonville

Loss, Non-Conf, S Site, H Home A Away N Neutral

Average RPI Win:	272	WON-LOST	WINNING	LAST 10	STRENGTH OF	OPP. STRENGTH	TEAM	ADJ.	CONF.	ADJ CONF.
Average RPI Loss:	130	RECORD	PCT. RANK	GAMES	SCHEDULE	OF SCHEDULE	RPI	RPI	RPI	RPI
DIV. I ONLY	11- 13	200	0- 1	227	237	205	205	22	22	
DIV. I NON-CONF.	5- 5	162	0- 1	241	187	186	186	21	21	
TOTALS	RPI 1-25	RPI 26-50	W-L RECORDS	RPI 51-100	RPI 101-150	RPI 150+				
11- 13	0- 0	0- 1	OVERALL	0- 3	1- 7	10- 2				
4- 6	0- 0	0- 1	HOME	0- 1	1- 2	3- 2				
7- 5	0- 0	0- 0	AWAY	0- 1	0- 4	7- 0				
0- 2	0- 0	0- 0	NEUTRAL	0- 1	0- 1	0- 0				
5- 5	0- 0	0- 1	NON-CONFERENCE	0- 1	1- 3	4- 0				
1- 2	0- 0	0- 1	HOME	0- 0	1- 1	0- 0				
4- 1	0- 0	0- 0	AWAY	0- 0	0- 1	4- 0				
0- 2	0- 0	0- 0	NEUTRAL	0- 1	0- 1	0- 0				
6- 8	0- 0	0- 0	CONFERENCE	0- 2	0- 4	6- 2				
3- 4	0- 0	0- 0	HOME	0- 1	0- 1	3- 2				
3- 4	0- 0	0- 0	AWAY	0- 1	0- 3	3- 0				
0- 0	0- 0	0- 0	NEUTRAL	0- 0	0- 0	0- 0				

RPI S	Opponent	Score	RPI S	Opponent	Score	RPI S	Opponent	Score	RPI S	Opponent	Score	Team's RPI: 205
45	H Miami (OH)	41 58	58	A Belmont	52 66	107	H Troy	63 89				
			58	H Belmont	41 64	128	A UT Martin	72 77				
			87	N Harvard	62 69	129	N Washington St.	51 64				
						131	H Georgia St.	61 56				
						132	A Tennessee Tech	59 62				
						132	H Tennessee Tech	49 66				
						136	A Texas Tech	58 71				
						139	A Morehead St.	55 66				
						206	A Ole Miss	60 49				
						214	A Southeast Mo. St.	56 39				
						254	H SIUE	47 51				
						260	H Austin Peay	67 56				
						286	H Murray St.	59 64				
						292	H Eastern Ill.	78 49				
						295	A Tennessee St.	62 52				
						295	H Tennessee St.	76 73				
						297	A Alabama A&M	55 48				
						324	A Lipscomb	58 46				
						331	A Eastern Ky.	53 44				
						347	A Florida A&M	62 31				
LAST 12 Division I GAMES:												
129	N	Washington St.	51	64	286	H	Murray St.	59	64			
295	H	Tennessee St.	76	73	139	A	Morehead St.	55	66			
132	A	Tennessee Tech	59	62	331	A	Eastern Ky.	53	44			
214	A	Southeast Mo. St.	56	39	132	H	Tennessee Tech	49	66			
128	A	UT Martin	72	77	58	H	Belmont	41	64			
260	H	Austin Peay	67	56	254	H	SIUE	47	51			

Non-Div I Games: Montevallo 84 52

Jacksonville St.

Loss, Non-Conf, S Site, H Home A Away N Neutral

Average RPI Win: 181	WON-LOST	WINNING	LAST 10	STRENGTH OF	OPP. STRENGTH	TEAM	ADJ.	CONF.	ADJ CONF.
Average RPI Loss: 113	RECORD	PCT. RANK	GAMES	SCHEDULE	OF SCHEDULE	RPI	RPI	RPI	RPI
DIV. I ONLY	20- 4	18	1- 0	167	109	36	36	10	10
DIV. I NON-CONF.	8- 3	72	0- 0	196	119	68	68	10	10
TOTALS	RPI 1-25	RPI 26-50	W-L RECORDS	RPI 51-100	RPI 101-150	RPI 150+			
20- 4	0- 1	0- 0	OVERALL	4- 0	5- 2	11- 1			
12- 0	0- 0	0- 0	HOME	2- 0	4- 0	6- 0			
8- 4	0- 1	0- 0	AWAY	2- 0	1- 2	5- 1			
0- 0	0- 0	0- 0	NEUTRAL	0- 0	0- 0	0- 0			
8- 3	0- 1	0- 0	NON-CONFERENCE	1- 0	2- 1	5- 1			
5- 0	0- 0	0- 0	HOME	1- 0	2- 0	2- 0			
3- 3	0- 1	0- 0	AWAY	0- 0	0- 1	3- 1			
0- 0	0- 0	0- 0	NEUTRAL	0- 0	0- 0	0- 0			
12- 1	0- 0	0- 0	CONFERENCE	3- 0	3- 1	6- 0			
7- 0	0- 0	0- 0	HOME	1- 0	2- 0	4- 0			
5- 1	0- 0	0- 0	AWAY	2- 0	1- 1	2- 0			
0- 0	0- 0	0- 0	NEUTRAL	0- 0	0- 0	0- 0			

RPI 1-25				RPI 26-50				Team's RPI: 36				RPI 51-100				RPI 101+			
RPI	S	Opponent	Score	RPI	S	Opponent	Score	RPI	S	Opponent	Score	RPI	S	Opponent	Score	RPI	S	Opponent	Score
16	A	Maryland	63 87									72	A	Drexel	51 35	103	H	St. John's (NY)	64 51
												88	A	Northeastern	58 51	113	A	UNCW	63 66
												88	H	Northeastern	84 49	113	H	UNCW	58 51
												94	H	Georgetown	69 57	115	H	Dayton	68 55
																116	H	Towson	71 59
																121	A	Wake Forest	49 50
																146	A	Delaware	68 43
																160	H	William & Mary	65 48
																193	H	George Washington	50 37
																202	A	Hampton	65 72
																203	A	Robert Morris	59 36
																211	H	Elon	82 30
																213	A	Liberty	74 53
																251	A	Hofstra	59 44
																251	H	Hofstra	77 54
																281	H	Winthrop	56 39
																288	A	Col. of Charleston	91 50
																288	H	Col. of Charleston	76 35
																343	A	Delaware St.	103 57
LAST 12 Division I GAMES:																			
113	H	UNCW	58 51	160	H	William & Mary	65 48												
288	H	Col. of Charleston	76 35	288	A	Col. of Charleston	91 50												
251	A	Hofstra	59 44	113	A	UNCW	63 66												
88	A	Northeastern	58 51	88	H	Northeastern	84 49												
116	H	Towson	71 59	251	H	Hofstra	77 54												
211	H	Elon	82 30	72	A	Drexel	51 35												

Non-Div I Games:

James Madison

■ Loss,
 ■ Non-Conf, S Site,
 ■ Home
 ■ Away
 N Neutral

Kansas

Through Games Of Feb. 20, 2019

Average RPI Win:	184	WON-LOST	WINNING	LAST 10	STRENGTH OF	OPP. STRENGTH	TEAM	ADJ.	CONF.	ADJ CONF.
Average RPI Loss:	64	RECORD	PCT. RANK	GAMES	SCHEDULE	OF SCHEDULE	RPI	RPI	RPI	RPI
DIV. I ONLY	12- 13	180	1- 0	72	36	133	133	3	3	
DIV. I NON-CONF.	10- 1	17	1- 0	221	215	45	45	3	3	
TOTALS	RPI 1-25	RPI 26-50	W-L RECORDS	RPI 51-100	RPI 101-150	RPI 150+				
12- 13	0- 3	1- 5	OVERALL	1- 1	3- 4	7- 0				
8- 6	0- 2	0- 2	HOME	0- 0	1- 2	7- 0				
2- 7	0- 1	1- 3	AWAY	1- 1	0- 2	0- 0				
2- 0	0- 0	0- 0	NEUTRAL	0- 0	2- 0	0- 0				
10- 1	0- 0	0- 0	NON-CONFERENCE	1- 1	2- 0	7- 0				
7- 0	0- 0	0- 0	HOME	0- 0	0- 0	7- 0				
1- 1	0- 0	0- 0	AWAY	1- 1	0- 0	0- 0				
2- 0	0- 0	0- 0	NEUTRAL	0- 0	2- 0	0- 0				
2- 12	0- 3	1- 5	CONFERENCE	0- 0	1- 4	0- 0				
1- 6	0- 2	0- 2	HOME	0- 0	1- 2	0- 0				
1- 6	0- 1	1- 3	AWAY	0- 0	0- 2	0- 0				
0- 0	0- 0	0- 0	NEUTRAL	0- 0	0- 0	0- 0				

RPI	S	Opponent	Score	RPI	S	Opponent	Score	RPI	S	Opponent	Score	RPI	S	Opponent	Score	Team's RPI: 133
2	A	Baylor	40 80	30	A	Texas	43 62	60	A	LSU	68 61	101	N	Northwestern	66 57	
2	H	Baylor	68 94	30	H	Texas	73 91	86	A	Nebraska	52 58	119	H	Oklahoma St.	62 72	
11	H	Iowa St.	73 82	34	A	TCU	53 58					129	N	Washington St.	71 63	
				46	A	Kansas St.	61 54					136	A	Texas Tech	66 69	
				46	H	Kansas St.	62 72					136	H	Texas Tech	71 75	
				50	A	West Virginia	50 71					148	A	Oklahoma	67 78	
												148	H	Oklahoma	88 79	
												172	H	Oral Roberts	70 58	
												198	H	Grambling	76 45	
												221	H	George Mason	77 56	
												240	H	UMKC	67 55	
												272	H	Vermont	77 36	
												297	H	Alabama A&M	65 54	
												323	H	Iona	75 44	
LAST 12 Division I GAMES:																
101	N	Northwestern	66 57	50	A	West Virginia	50 71									
2	A	Baylor	40 80	148	H	Oklahoma	88 79									
136	H	Texas Tech	71 75	34	A	TCU	53 58									
148	A	Oklahoma	67 78	30	A	Texas	43 62									
30	H	Texas	73 91	119	H	Oklahoma St.	62 72									
46	H	Kansas St.	62 72	2	H	Baylor	68 94									

Non-Div I Games:

Kansas

Loss, Non-Conf, S Site, H Home A Away N Neutral

Average RPI Win:	140	WON-LOST	WINNING	LAST 10	STRENGTH OF	OPP. STRENGTH	TEAM	ADJ.	CONF.	ADJ CONF.
Average RPI Loss:	30	RECORD	PCT. RANK	GAMES	SCHEDULE	OF SCHEDULE	RPI	RPI	RPI	RPI
DIV. I ONLY	16- 10	109	1- 0	22	7	46	46	3	3	
DIV. I NON-CONF.	9- 3	61	0- 0	68	36	46	46	3	3	
TOTALS	RPI 1-25	RPI 26-50	W-L RECORDS	RPI 51-100	RPI 101-150	RPI 150+				
16- 10	0- 6	2- 3	OVERALL	4- 0	5- 1	5- 0				
10- 4	0- 2	1- 1	HOME	2- 0	2- 1	5- 0				
5- 3	0- 2	1- 1	AWAY	1- 0	3- 0	0- 0				
1- 3	0- 2	0- 1	NEUTRAL	1- 0	0- 0	0- 0				
9- 3	0- 2	0- 1	NON-CONFERENCE	4- 0	0- 0	5- 0				
7- 0	0- 0	0- 0	HOME	2- 0	0- 0	5- 0				
1- 0	0- 0	0- 0	AWAY	1- 0	0- 0	0- 0				
1- 3	0- 2	0- 1	NEUTRAL	1- 0	0- 0	0- 0				
7- 7	0- 4	2- 2	CONFERENCE	0- 0	5- 1	0- 0				
3- 4	0- 2	1- 1	HOME	0- 0	2- 1	0- 0				
4- 3	0- 2	1- 1	AWAY	0- 0	3- 0	0- 0				
0- 0	0- 0	0- 0	NEUTRAL	0- 0	0- 0	0- 0				

RPI 1-25				RPI 26-50				Team's RPI: 46	RPI 51-100				RPI 101+			
RPI	S	Opponent	Score	RPI	S	Opponent	Score		RPI	S	Opponent	Score	RPI	S	Opponent	Score
2	A	Baylor	50 65	26	N	DePaul	59 79		61	A	Little Rock	53 47	119	H	Oklahoma St.	59 48
2	H	Baylor	48 71	30	A	Texas	69 60		68	H	Lamar University	73 55	133	A	Kansas	72 62
11	A	Iowa St.	58 96	30	H	Texas	87 69		77	N	Princeton	80 61	133	H	Kansas	54 61
11	H	Iowa St.	52 81	34	H	TCU	47 61		78	H	UNI	72 62	136	A	Texas Tech	66 62
12	N	Syracuse	61 70	50	A	West Virginia	30 60						148	A	Oklahoma	83 75
14	N	Arizona St.	51 65										148	H	Oklahoma	86 56
													176	H	North Texas	60 42
													191	H	Vanderbilt	72 61
													240	H	UMKC	61 50
													283	H	Central Ark.	70 54
													317	H	Omaha	61 46
LAST 12 Division I GAMES:																
30	A	Texas	69 60	50	A	West Virginia	30 60									
2	H	Baylor	48 71	119	H	Oklahoma St.	59 48									
148	A	Oklahoma	83 75	136	A	Texas Tech	66 62									
133	A	Kansas	72 62	30	H	Texas	87 69									
11	H	Iowa St.	52 81	133	H	Kansas	54 61									
34	H	TCU	47 61	2	A	Baylor	50 65									

Non-Div I Games:

Kansas St.

■ Loss,
■ Non-Conf, S Site,
■ Home
■ Away
N Neutral

Average RPI Win:	269	WON-LOST	WINNING	LAST 10	STRENGTH OF	OPP. STRENGTH	TEAM	ADJ.	CONF.	ADJ CONF.
Average RPI Loss:	182	RECORD	PCT. RANK	GAMES	SCHEDULE	OF SCHEDULE	RPI	RPI	RPI	RPI
DIV. I ONLY	7- 17	278	1- 0	214	302	299	299	24	24	
DIV. I NON-CONF.	3- 9	271	0- 0	145	290	271	271	26	26	
TOTALS	RPI 1-25	RPI 26-50	W-L RECORDS	RPI 51-100	RPI 101-150	RPI 150+				
7- 17	0- 0	0- 2	OVERALL	0- 2	0- 2	7- 11				
6- 3	0- 0	0- 0	HOME	0- 1	0- 0	6- 2				
0- 10	0- 0	0- 1	AWAY	0- 0	0- 2	0- 7				
1- 4	0- 0	0- 1	NEUTRAL	0- 1	0- 0	1- 2				
3- 9	0- 0	0- 2	NON-CONFERENCE	0- 1	0- 2	3- 4				
2- 0	0- 0	0- 0	HOME	0- 0	0- 0	2- 0				
0- 5	0- 0	0- 1	AWAY	0- 0	0- 2	0- 2				
1- 4	0- 0	0- 1	NEUTRAL	0- 1	0- 0	1- 2				
4- 8	0- 0	0- 0	CONFERENCE	0- 1	0- 0	4- 7				
4- 3	0- 0	0- 0	HOME	0- 1	0- 0	4- 2				
0- 5	0- 0	0- 0	AWAY	0- 0	0- 0	0- 5				
0- 0	0- 0	0- 0	NEUTRAL	0- 0	0- 0	0- 0				

RPI S	Opponent	Score	RPI S	Opponent	Score	RPI S	Opponent	Score	RPI S	Opponent	Score	Team's RPI: 299
31	N Michigan St.	51 75	71	H FGCU	46 69	126	A Seton Hall	80 102				
38	A Georgia Tech	35 60	98	N Idaho St.	49 60	131	A Georgia St.	73 79				
						163	A Mercer	48 64				
						178	A North Ala.	55 80				
						178	H North Ala.	74 72				
						206	A Stetson	69 76				
						209	H Furman	74 63				
						210	A East Carolina	56 68				
						213	H Liberty	61 67				
						216	N Bethune-Cookman	61 64				
						229	A Jacksonville	53 68				
						229	H Jacksonville	75 55				
						273	A North Florida	66 74				
						273	H North Florida	60 71				
						278	H Ga. Southern	78 59				
						319	N UMBC	53 57				
						321	A NJIT	60 66				
						321	H NJIT	70 47				
						324	H Lipscomb	67 36				
						341	N N.C. Central	78 54				
LAST 12 Division I GAMES:												
178	H North Ala.	74 72	273	H North Florida	60 71							
324	H Lipscomb	67 36	178	A North Ala.	55 80							
273	A North Florida	66 74	71	H FGCU	46 69							
321	H NJIT	70 47	213	H Liberty	61 67							
229	A Jacksonville	53 68	229	H Jacksonville	75 55							
206	A Stetson	69 76	321	A NJIT	60 66							

Non-Div I Games: Middle Ga. St. 80 70

Kennesaw St.

■ Loss,
 ■ Non-Conf,
 ■ S Site,
 ■ H Home
 ■ A Away
 N Neutral

Average RPI Win:	207	WON-LOST	WINNING	LAST 10	STRENGTH OF	OPP. STRENGTH	TEAM	ADJ.	CONF.	ADJ CONF.
Average RPI Loss:	68	RECORD	PCT. RANK	GAMES	SCHEDULE	OF SCHEDULE	RPI	RPI	RPI	RPI
DIV. I ONLY	14- 9	112	1- 0	96	110	80	80	7	7	
DIV. I NON-CONF.	6- 4	125	0- 0	154	155	103	103	8	8	
TOTALS	RPI 1-25	RPI 26-50	W-L RECORDS	RPI 51-100	RPI 101-150	RPI 150+				
14- 9	0- 2	0- 4	OVERALL	2- 1	1- 0	11- 2				
8- 2	0- 1	0- 0	HOME	1- 0	1- 0	6- 1				
6- 7	0- 1	0- 4	AWAY	1- 1	0- 0	5- 1				
0- 0	0- 0	0- 0	NEUTRAL	0- 0	0- 0	0- 0				
6- 4	0- 1	0- 1	NON-CONFERENCE	0- 1	1- 0	5- 1				
3- 1	0- 0	0- 0	HOME	0- 0	1- 0	2- 1				
3- 3	0- 1	0- 1	AWAY	0- 1	0- 0	3- 0				
0- 0	0- 0	0- 0	NEUTRAL	0- 0	0- 0	0- 0				
8- 5	0- 1	0- 3	CONFERENCE	2- 0	0- 0	6- 1				
5- 1	0- 1	0- 0	HOME	1- 0	0- 0	4- 0				
3- 4	0- 0	0- 3	AWAY	1- 0	0- 0	2- 1				
0- 0	0- 0	0- 0	NEUTRAL	0- 0	0- 0	0- 0				

RPI 1-25				RPI 26-50				RPI 51-100				Team's RPI: 80	RPI 101+			
RPI	S	Opponent	Score	RPI	S	Opponent	Score	RPI	S	Opponent	Score		RPI	S	Opponent	Score
10	A	NC State	61 78	29	A	North Carolina	60 73	75	A	Wright St.	55 61		109	H	Youngstown St.	62 34
24	H	Central Mich.	75 82	35	A	Ohio	81 83	79	A	Toledo	58 47		151	H	Duquesne	72 77
				39	A	Buffalo	66 75	96	H	Northern Ill.	87 78		158	H	Akron	73 58
				45	A	Miami (OH)	63 79						190	A	Eastern Mich.	67 54
													190	H	Eastern Mich.	71 64
													203	A	Robert Morris	54 46
													204	A	Ball St.	44 48
													220	H	Bowling Green	77 73
													230	A	St. Bonaventure	76 64
													266	H	Northern Ky.	62 61
													268	A	Western Mich.	56 52
													268	H	Western Mich.	55 51
													306	H	Oakland	75 65
													321	A	NJIT	57 40
LAST 12 Division I GAMES:																
268	A	Western Mich.	56 52	45	A	Miami (OH)	63 79									
220	H	Bowling Green	77 73	204	A	Ball St.	44 48									
190	A	Eastern Mich.	67 54	24	H	Central Mich.	75 82									
39	A	Buffalo	66 75	35	A	Ohio	81 83									
268	H	Western Mich.	55 51	79	A	Toledo	58 47									
158	H	Akron	73 58	96	H	Northern Ill.	87 78									

Non-Div I Games: Clarion 92 38

Kent St.

■ Loss,
 ■ Non-Conf,
 ■ S Site,
 ■ H Home
 ■ A Away
 N Neutral

Average RPI Win:	141	WON-LOST	WINNING	LAST 10	STRENGTH OF	OPP. STRENGTH	TEAM	ADJ.	CONF.	ADJ CONF.
Average RPI Loss:	50	RECORD	PCT. RANK	GAMES	SCHEDULE	OF SCHEDULE	RPI	RPI	RPI	RPI
DIV. I ONLY	21- 5	24	1- 0	60	48	23	23	5	5	
DIV. I NON-CONF.	13- 1	9	0- 0	110	79	18	18	5	5	
TOTALS	RPI 1-25	RPI 26-50	W-L RECORDS	RPI 51-100	RPI 101-150	RPI 150+				
21- 5	0- 4	4- 0	OVERALL	4- 0	5- 0	8- 1				
14- 2	0- 1	1- 0	HOME	2- 0	3- 0	8- 1				
4- 3	0- 3	1- 0	AWAY	2- 0	1- 0	0- 0				
3- 0	0- 0	2- 0	NEUTRAL	0- 0	1- 0	0- 0				
13- 1	0- 1	2- 0	NON-CONFERENCE	1- 0	4- 0	6- 0				
10- 0	0- 0	0- 0	HOME	1- 0	3- 0	6- 0				
0- 1	0- 1	0- 0	AWAY	0- 0	0- 0	0- 0				
3- 0	0- 0	2- 0	NEUTRAL	0- 0	1- 0	0- 0				
8- 4	0- 3	2- 0	CONFERENCE	3- 0	1- 0	2- 1				
4- 2	0- 1	1- 0	HOME	1- 0	0- 0	2- 1				
4- 2	0- 2	1- 0	AWAY	2- 0	1- 0	0- 0				
0- 0	0- 0	0- 0	NEUTRAL	0- 0	0- 0	0- 0				

RPI 1-25				Team's RPI: 23				RPI 26-50				RPI 51-100				RPI 101+			
RPI	S	Opponent	Score	RPI	S	Opponent	Score	RPI	S	Opponent	Score	RPI	S	Opponent	Score				
3	A	Louisville	75 80	28	H	Missouri	52 41	53	A	Auburn	78 68	104	H	Virginia	63 51				
7	A	Mississippi St.	71 86	29	N	North Carolina	85 75	60	A	LSU	64 60	125	H	High Point	71 49				
15	H	South Carolina	70 74	40	A	Tennessee	73 71	66	H	Middle Tenn.	72 55	134	N	South Fla.	85 63				
21	A	Texas A&M	71 73	42	N	UCLA	75 74	81	H	Arkansas	61 59	138	A	Alabama	68 53				
												139	H	Morehead St.	87 57				
												175	H	Southern U.	91 41				
												191	H	Vanderbilt	77 55				
												206	H	Ole Miss	49 55				
												218	H	Florida	62 51				
												228	H	Sacred Heart	71 43				
												239	H	Rhode Island	75 52				
												257	H	Alabama St.	87 35				
												286	H	Murray St.	88 49				
												334	H	Western Caro.	99 39				
LAST 12 Division I GAMES:																			
				81	H	Arkansas	61 59					28	H	Missouri	52 41				
				138	A	Alabama	68 53					60	A	LSU	64 60				
				53	A	Auburn	78 68					206	H	Ole Miss	49 55				
				218	H	Florida	62 51					40	A	Tennessee	73 71				
				15	H	South Carolina	70 74					7	A	Mississippi St.	71 86				
				21	A	Texas A&M	71 73					191	H	Vanderbilt	77 55				

Non-Div I Games:

Kentucky

■ Loss,
 ■ Non-Conf, S Site,
 ■ Home
 ■ Away
 N Neutral

Average RPI Win:	265	WON-LOST	WINNING	LAST 10	STRENGTH OF	OPP. STRENGTH	TEAM	ADJ.	CONF.	ADJ CONF.
Average RPI Loss:	263	RECORD	PCT. RANK	GAMES	SCHEDULE	OF SCHEDULE	RPI	RPI	RPI	RPI
DIV. I ONLY	3- 21	336	1- 0	338	350	351	351	31	31	
DIV. I NON-CONF.	1- 10	330	0- 0	336	346	351	351	31	31	
TOTALS	RPI 1-25	RPI 26-50	W-L RECORDS	RPI 51-100	RPI 101-150	RPI 150+				
3- 21	0- 0	0- 1	OVERALL	0- 0	0- 1	3- 19				
3- 8	0- 0	0- 0	HOME	0- 0	0- 0	3- 8				
0- 12	0- 0	0- 1	AWAY	0- 0	0- 1	0- 10				
0- 1	0- 0	0- 0	NEUTRAL	0- 0	0- 0	0- 1				
1- 10	0- 0	0- 1	NON-CONFERENCE	0- 0	0- 1	1- 8				
1- 3	0- 0	0- 0	HOME	0- 0	0- 0	1- 3				
0- 6	0- 0	0- 1	AWAY	0- 0	0- 1	0- 4				
0- 1	0- 0	0- 0	NEUTRAL	0- 0	0- 0	0- 1				
2- 11	0- 0	0- 0	CONFERENCE	0- 0	0- 0	2- 11				
2- 5	0- 0	0- 0	HOME	0- 0	0- 0	2- 5				
0- 6	0- 0	0- 0	AWAY	0- 0	0- 0	0- 6				
0- 0	0- 0	0- 0	NEUTRAL	0- 0	0- 0	0- 0				

RPI 1-25				RPI 26-50				RPI 51-100				RPI 101+ Team's RPI: 351			
RPI	S	Opponent	Score	RPI	S	Opponent	Score	RPI	S	Opponent	Score	RPI	S	Opponent	Score
				49	A	Michigan	38 83					140	A	Lehigh	38 72
												170	N	UC Irvine	71 84
												203	H	Robert Morris	37 89
												212	H	Saint Francis (PA)	66 80
												228	A	Sacred Heart	53 75
												228	H	Sacred Heart	69 64
												241	A	Mt. St. Mary's	45 61
												241	H	Mt. St. Mary's	71 61
												263	A	St. Francis Brooklyn	64 87
												263	H	St. Francis Brooklyn	67 79
												267	H	Army West Point	42 57
												287	A	Manhattan	46 61
												294	A	Fairfield	43 71
												303	A	Wagner	62 72
												303	H	Wagner	62 66
												313	A	Central Conn. St.	57 63
												316	A	Bryant	62 69
												321	H	NJIT	51 72
												326	H	Lafayette	55 50
												327	H	UMass Lowell	64 69
												335	A	Saint Peter's	59 86
												339	A	Grand Canyon	62 65
												345	H	Fairleigh Dickinson	52 69
LAST 12 Division I GAMES:															
				228	H	Sacred Heart	69 64					241	A	Mt. St. Mary's	45 61
				263	A	St. Francis Brooklyn	64 87					263	H	St. Francis Brooklyn	67 79
				241	H	Mt. St. Mary's	71 61					345	H	Fairleigh Dickinson	52 69
				303	H	Wagner	62 66					203	H	Robert Morris	37 89
				303	A	Wagner	62 72					212	H	Saint Francis (PA)	66 80
				313	A	Central Conn. St.	57 63					228	A	Sacred Heart	53 75

Non-Div I Games:

LIU Brooklyn

■ Loss,
■ Non-Conf,
■ S Site,
■ H Home
■ A Away
N Neutral

Average RPI Win:	148	WON-LOST	WINNING	LAST 10	STRENGTH OF	OPP. STRENGTH	TEAM	ADJ.	CONF.	ADJ CONF.
Average RPI Loss:	58	RECORD	PCT. RANK	GAMES	SCHEDULE	OF SCHEDULE	RPI	RPI	RPI	RPI
DIV. I ONLY	15- 9	102	1- 0	39	60	60	60	5	5	
DIV. I NON-CONF.	9- 3	61	0- 0	114	139	78	78	5	5	
TOTALS	RPI 1-25	RPI 26-50	W-L RECORDS	RPI 51-100	RPI 101-150	RPI 150+				
15- 9	2- 5	1- 1	OVERALL	2- 0	3- 3	7- 0				
10- 5	1- 3	1- 0	HOME	2- 0	2- 2	4- 0				
5- 4	1- 2	0- 1	AWAY	0- 0	1- 1	3- 0				
0- 0	0- 0	0- 0	NEUTRAL	0- 0	0- 0	0- 0				
9- 3	1- 1	0- 0	NON-CONFERENCE	1- 0	2- 2	5- 0				
7- 2	0- 0	0- 0	HOME	1- 0	2- 2	4- 0				
2- 1	1- 1	0- 0	AWAY	0- 0	0- 0	1- 0				
0- 0	0- 0	0- 0	NEUTRAL	0- 0	0- 0	0- 0				
6- 6	1- 4	1- 1	CONFERENCE	1- 0	1- 1	2- 0				
3- 3	1- 3	1- 0	HOME	1- 0	0- 0	0- 0				
3- 3	0- 1	0- 1	AWAY	0- 0	1- 1	2- 0				
0- 0	0- 0	0- 0	NEUTRAL	0- 0	0- 0	0- 0				

RPI S	Opponent	Score	RPI S	Opponent	Score	RPI S	Opponent	Score	RPI S	Opponent	Score
7	H Mississippi St.	35 68	28	H Missouri	61 51	61	H Little Rock	60 45	111	A Georgia	50 63
15	H South Carolina	53 76	40	A Tennessee	65 74	81	H Arkansas	71 34	118	H Northern Colo.	62 57
20	A Florida St.	58 45							133	H Kansas	61 68
21	A Texas A&M	55 59							134	H South Fla.	78 49
21	H Texas A&M	63 52							138	A Alabama	62 56
23	H Kentucky	60 64							147	H Tulane	54 56
25	A Rutgers	43 57							174	H Nicholls St.	76 44
									179	H Sam Houston St.	66 52
									191	A Vanderbilt	79 68
									206	A Ole Miss	55 41
									245	A Louisiana	76 54
									307	H Southeastern La.	72 52
									318	H McNeese	86 36
LAST 12 Division I GAMES:											
191	A Vanderbilt	79 68	138	A Alabama	62 56						
21	A Texas A&M	55 59	23	H Kentucky	60 64						
81	H Arkansas	71 34	15	H South Carolina	53 76						
28	H Missouri	61 51	206	A Ole Miss	55 41						
7	H Mississippi St.	35 68	21	H Texas A&M	63 52						
40	A Tennessee	65 74	111	A Georgia	50 63						

Non-Div I Games:

LSU

■ Loss,
 ■ Non-Conf,
 ■ S Site,
 ■ Home
 ■ Away
 N Neutral

Average RPI Win: 224	WON-LOST	WINNING	LAST 10	STRENGTH OF	OPP. STRENGTH	TEAM	ADJ.	CONF.	ADJ CONF.
Average RPI Loss: 149	RECORD	PCT. RANK	GAMES	SCHEDULE	OF SCHEDULE	RPI	RPI	RPI	RPI
DIV. I ONLY	4- 23	331	0- 1	114	186	293	293	17	17
DIV. I NON-CONF.	3- 11	292	0- 0	50	182	211	211	16	16
TOTALS	RPI 1-25	RPI 26-50	W-L RECORDS	RPI 51-100	RPI 101-150	RPI 150+			
4- 23	0- 1	0- 1	OVERALL	0- 5	1- 5	3- 11			
2- 9	0- 0	0- 0	HOME	0- 1	0- 2	2- 6			
0- 14	0- 1	0- 1	AWAY	0- 4	0- 3	0- 5			
2- 0	0- 0	0- 0	NEUTRAL	0- 0	1- 0	1- 0			
3- 11	0- 1	0- 1	NON-CONFERENCE	0- 4	1- 2	2- 3			
1- 3	0- 0	0- 0	HOME	0- 1	0- 1	1- 1			
0- 8	0- 1	0- 1	AWAY	0- 3	0- 1	0- 2			
2- 0	0- 0	0- 0	NEUTRAL	0- 0	1- 0	1- 0			
1- 12	0- 0	0- 0	CONFERENCE	0- 1	0- 3	1- 8			
1- 6	0- 0	0- 0	HOME	0- 0	0- 1	1- 5			
0- 6	0- 0	0- 0	AWAY	0- 1	0- 2	0- 3			
0- 0	0- 0	0- 0	NEUTRAL	0- 0	0- 0	0- 0			

RPI 1-25				RPI 26-50				RPI 51-100				RPI 101+ Team's RPI: 293			
RPI	S	Opponent	Score	RPI	S	Opponent	Score	RPI	S	Opponent	Score	RPI	S	Opponent	Score
22	A	Oregon St.	46 100	43	A	Villanova	68 81	64	A	Penn	34 65	103	H	St. John's (NY)	57 83
								72	H	Drexel	43 58	115	A	Dayton	45 84
								87	A	Harvard	43 88	116	A	Towson	68 92
								95	A	VCU	38 68	120	N	Pepperdine	62 55
								100	A	Providence	47 77	122	H	Fordham	54 65
												142	A	Davidson	61 80
												151	H	Duquesne	62 66
												164	A	Temple	47 75
												187	A	Saint Louis	58 69
												193	H	George Washington	59 67
												203	A	Robert Morris	39 67
												221	A	George Mason	42 59
												234	H	Massachusetts	60 74
												237	H	Howard	54 57
												239	H	Rhode Island	77 71
												242	A	Saint Joseph's	57 60
												242	H	Saint Joseph's	63 64
												262	H	Richmond	60 74
												266	N	Northern Ky.	74 56
												270	H	Norfolk St.	62 52
LAST 12 Division I GAMES:															
242	H	Saint Joseph's	63 64	262	H	Richmond	60 74								
221	A	George Mason	42 59	151	H	Duquesne	62 66								
187	A	Saint Louis	58 69	242	A	Saint Joseph's	57 60								
239	H	Rhode Island	77 71	193	H	George Washington	59 67								
142	A	Davidson	61 80	234	H	Massachusetts	60 74								
122	H	Fordham	54 65	95	A	VCU	38 68								

Non-Div I Games:

La Salle

■ Loss,
 ■ Non-Conf,
 S Site,
 ■ Home
 ■ Away
 N Neutral

Average RPI Win: 304		WON-LOST	WINNING	LAST 10	STRENGTH OF	OPP. STRENGTH	TEAM	ADJ.	CONF.	ADJ CONF.
Average RPI Loss: 181		RECORD	PCT. RANK	GAMES	SCHEDULE	OF SCHEDULE	RPI	RPI	RPI	RPI
DIV. I ONLY		6- 15	283	0- 1	335	208	312	312	12	12
DIV. I NON-CONF.		4- 5	190	0- 0	350	332	321	321	14	14
TOTALS		RPI 1-25	RPI 26-50	W-L RECORDS	RPI 51-100	RPI 101-150	RPI 150+			
6- 15	0- 0		0- 0	OVERALL	0- 1	0- 6	6- 8			
3- 5	0- 0		0- 0	HOME	0- 0	0- 2	3- 3			
3- 10	0- 0		0- 0	AWAY	0- 1	0- 4	3- 5			
0- 0	0- 0		0- 0	NEUTRAL	0- 0	0- 0	0- 0			
4- 5	0- 0		0- 0	NON-CONFERENCE	0- 0	0- 1	4- 4			
2- 1	0- 0		0- 0	HOME	0- 0	0- 0	2- 1			
2- 4	0- 0		0- 0	AWAY	0- 0	0- 1	2- 3			
0- 0	0- 0		0- 0	NEUTRAL	0- 0	0- 0	0- 0			
2- 10	0- 0		0- 0	CONFERENCE	0- 1	0- 5	2- 4			
1- 4	0- 0		0- 0	HOME	0- 0	0- 2	1- 2			
1- 6	0- 0		0- 0	AWAY	0- 1	0- 3	1- 2			
0- 0	0- 0		0- 0	NEUTRAL	0- 0	0- 0	0- 0			

RPI 1-25				RPI 26-50				RPI 51-100				RPI 101+				Team's RPI: 312	
RPI	S	Opponent	Score	RPI	S	Opponent	Score	RPI	S	Opponent	Score	RPI	S	Opponent	Score		
								61	A	Little Rock	44	63	105	A	South Alabama	49	77
													107	A	Troy	56	78
													131	A	Georgia St.	46	68
													131	H	Georgia St.	41	56
													136	A	Texas Tech	42	86
													143	H	Appalachian St.	58	80
													174	H	Nicholls St.	54	55
													180	H	Coastal Caro.	54	79
													184	A	Arkansas St.	54	64
													226	A	SMU	38	49
													245	A	Louisiana	45	52
													245	H	Louisiana	52	55
													278	A	Ga. Southern	80	62
													278	H	Ga. Southern	58	57
													296	A	New Orleans	57	44
													307	A	Southeastern La.	42	49
													318	H	McNeese	69	60
													325	A	Northwestern St.	63	55
													329	H	Mississippi Val.	72	65
													337	A	Houston Baptist	60	68
LAST 12 Division I GAMES:																	
				245	H	Louisiana	52	55	107	A	Troy	56	78				
				278	A	Ga. Southern	80	62	245	A	Louisiana	45	52				
				131	A	Georgia St.	46	68	131	H	Georgia St.	41	56				
				143	H	Appalachian St.	58	80	278	H	Ga. Southern	58	57				
				180	H	Coastal Caro.	54	79	184	A	Arkansas St.	54	64				
				105	A	South Alabama	49	77	61	A	Little Rock	44	63				

Non-Div I Games:	LSU-Alexandria	93	62	Ark.-Monticello	70	39
------------------	----------------	----	----	-----------------	----	----

La.-Monroe

Loss, Non-Conf, S Site, H Home A Away N Neutral

Lafayette

Through Games Of Feb. 20, 2019

Average RPI Win:	259	WON-LOST	WINNING	LAST 10	STRENGTH OF	OPP. STRENGTH	TEAM	ADJ.	CONF.	ADJ CONF.
Average RPI Loss:	218	RECORD	PCT. RANK	GAMES	SCHEDULE	OF SCHEDULE	RPI	RPI	RPI	RPI
DIV. I ONLY	7- 18	284	0- 1	322	282	326	326	18	18	
DIV. I NON-CONF.	5- 6	177	0- 1	348	338	326	326	22	22	
TOTALS	RPI 1-25	RPI 26-50	W-L RECORDS	RPI 51-100	RPI 101-150	RPI 150+				
7- 18	0- 0	0- 2	OVERALL	0- 1	0- 2	7- 13				
5- 7	0- 0	0- 1	HOME	0- 0	0- 1	5- 5				
2- 10	0- 0	0- 1	AWAY	0- 1	0- 0	2- 8				
0- 1	0- 0	0- 0	NEUTRAL	0- 0	0- 1	0- 0				
5- 6	0- 0	0- 0	NON-CONFERENCE	0- 0	0- 1	5- 5				
3- 2	0- 0	0- 0	HOME	0- 0	0- 0	3- 2				
2- 3	0- 0	0- 0	AWAY	0- 0	0- 0	2- 3				
0- 1	0- 0	0- 0	NEUTRAL	0- 0	0- 1	0- 0				
2- 12	0- 0	0- 2	CONFERENCE	0- 1	0- 1	2- 8				
2- 5	0- 0	0- 1	HOME	0- 0	0- 1	2- 3				
0- 7	0- 0	0- 1	AWAY	0- 1	0- 0	0- 5				
0- 0	0- 0	0- 0	NEUTRAL	0- 0	0- 0	0- 0				

RPI S	Opponent	Score	RPI S	Opponent	Score	RPI S	Opponent	Score	RPI S	Opponent	Score	Team's RPI: 326
48	A Bucknell	43 75	48	H Bucknell	47 56	84	A American	45 60	140	H Lehigh	43 70	
									146	N Delaware	47 65	
									156	H Boston U.	44 47	
									200	A Holy Cross	53 56	
									200	H Holy Cross	73 63	
									225	H Cornell	59 62	
									227	H Albany (NY)	67 66	
									233	A Navy	53 65	
									233	H Navy	55 42	
									247	H Monmouth	73 69	
									255	A Colgate	49 60	
									258	H Binghamton	59 50	
									267	A Army West Point	50 65	
									267	H Army West Point	40 64	
									287	A Manhattan	49 60	
									289	A Loyola Maryland	50 62	
									289	H Loyola Maryland	52 55	
									298	A Fla. Atlantic	49 53	
									303	A Wagner	66 43	
									335	H Saint Peter's	60 62	
									345	A Fairleigh Dickinson	63 57	
									351	A LIU Brooklyn	50 55	
LAST 12 Division I GAMES:												
146	N Delaware	47 65	156	H Boston U.	44 47							
233	A Navy	53 65	84	A American	45 60							
289	H Loyola Maryland	52 55	233	H Navy	55 42							
267	H Army West Point	40 64	289	A Loyola Maryland	50 62							
48	A Bucknell	43 75	267	A Army West Point	50 65							
200	A Holy Cross	53 56	48	H Bucknell	47 56							

Non-Div I Games:

Lafayette

■ Loss,
 ■ Non-Conf,
 ■ S Site,
 ■ H Home
 ■ A Away
 N Neutral

Average RPI Win:	237	WON-LOST	WINNING	LAST 10	STRENGTH OF	OPP. STRENGTH	TEAM	ADJ.	CONF.	ADJ CONF.
Average RPI Loss:	67	RECORD	PCT. RANK	GAMES	SCHEDULE	OF SCHEDULE	RPI	RPI	RPI	RPI
DIV. I ONLY	16- 5	40	0- 0	183	217	68	68	25	25	
DIV. I NON-CONF.	3- 4	199	0- 0	11	20	29	29	23	23	

TOTALS	RPI 1-25	RPI 26-50	W-L RECORDS	RPI 51-100	RPI 101-150	RPI 150+
16- 5	1- 1	0- 2	OVERALL	0- 1	1- 0	14- 1
8- 0	0- 0	0- 0	HOME	0- 0	1- 0	7- 0
8- 4	1- 1	0- 1	AWAY	0- 1	0- 0	7- 1
0- 1	0- 0	0- 1	NEUTRAL	0- 0	0- 0	0- 0
3- 4	1- 1	0- 2	NON-CONFERENCE	0- 0	1- 0	1- 1
1- 0	0- 0	0- 0	HOME	0- 0	1- 0	0- 0
2- 3	1- 1	0- 1	AWAY	0- 0	0- 0	1- 1
0- 1	0- 0	0- 1	NEUTRAL	0- 0	0- 0	0- 0
13- 1	0- 0	0- 0	CONFERENCE	0- 1	0- 0	13- 0
7- 0	0- 0	0- 0	HOME	0- 0	0- 0	7- 0
6- 1	0- 0	0- 0	AWAY	0- 1	0- 0	6- 0
0- 0	0- 0	0- 0	NEUTRAL	0- 0	0- 0	0- 0

RPI 1-25				RPI 26-50				RPI 51-100				RPI 101+			
RPI	S	Opponent	Score	RPI	S	Opponent	Score	RPI	S	Opponent	Score	RPI	S	Opponent	Score
7	A	Mississippi St.	53 104	35	N	Ohio	62 87	76	A	SFA	58 70	106	H	Pacific	82 66
21	A	Texas A&M	74 68	46	A	Kansas St.	55 73					165	A	Abilene Christian	63 60
												171	A	Denver	110 117
												174	H	Nicholls St.	78 65
												179	A	Sam Houston St.	83 72
												179	H	Sam Houston St.	81 76
												245	A	Louisiana	79 77
												252	H	A&M-Corpus Christi	76 58
												283	H	Central Ark.	57 37
												296	A	New Orleans	79 57
												304	A	Incarinate Word	77 51
												304	H	Incarinate Word	79 53
												307	H	Southeastern La.	94 54
												318	A	McNeese	64 62
												325	A	Northwestern St.	94 70
												337	H	Houston Baptist	63 50
LAST 12 Division I GAMES:															
304	H	Incarinate Word	79 53	174	H	Nicholls St.	78 65								
179	H	Sam Houston St.	81 76	179	A	Sam Houston St.	83 72								
325	A	Northwestern St.	94 70	304	A	Incarinate Word	77 51								
76	A	SFA	58 70	307	H	Southeastern La.	94 54								
165	A	Abilene Christian	63 60	283	H	Central Ark.	57 37								
318	A	McNeese	64 62	296	A	New Orleans	79 57								

Non-Div I Games: LeTourneau 104 27 Louisiana Col. 94 43 McMurry 100 37 Howard Payne 93 37 Lamar University

Average RPI Win:	263	WON-LOST	WINNING	LAST 10	STRENGTH OF	OPP. STRENGTH	TEAM	ADJ.	CONF.	ADJ CONF.
Average RPI Loss:	84	RECORD	PCT. RANK	GAMES	SCHEDULE	OF SCHEDULE	RPI	RPI	RPI	RPI
DIV. I ONLY	15- 9	102	0- 1	158	228	140	140	18	18	
DIV. I NON-CONF.	7- 3	83	0- 1	191	253	144	144	22	22	
TOTALS	RPI 1-25	RPI 26-50	W-L RECORDS	RPI 51-100	RPI 101-150	RPI 150+				
15- 9	0- 1	0- 3	OVERALL	0- 2	0- 1	15- 2				
9- 5	0- 0	0- 2	HOME	0- 1	0- 1	9- 1				
6- 4	0- 1	0- 1	AWAY	0- 1	0- 0	6- 1				
0- 0	0- 0	0- 0	NEUTRAL	0- 0	0- 0	0- 0				
7- 3	0- 1	0- 1	NON-CONFERENCE	0- 0	0- 1	7- 0				
5- 2	0- 0	0- 1	HOME	0- 0	0- 1	5- 0				
2- 1	0- 1	0- 0	AWAY	0- 0	0- 0	2- 0				
0- 0	0- 0	0- 0	NEUTRAL	0- 0	0- 0	0- 0				
8- 6	0- 0	0- 2	CONFERENCE	0- 2	0- 0	8- 2				
4- 3	0- 0	0- 1	HOME	0- 1	0- 0	4- 1				
4- 3	0- 0	0- 1	AWAY	0- 1	0- 0	4- 1				
0- 0	0- 0	0- 0	NEUTRAL	0- 0	0- 0	0- 0				

RPI 1-25				RPI 26-50				RPI 51-100				RPI 101+ Team's RPI: 140			
RPI	S	Opponent	Score	RPI	S	Opponent	Score	RPI	S	Opponent	Score	RPI	S	Opponent	Score
1	A	Notre Dame	68 95	43	H	Villanova	48 70	84	A	American	47 50	135	H	Charlotte	60 62
				48	A	Bucknell	53 71	84	H	American	53 61	156	A	Boston U.	45 58
				48	H	Bucknell	68 73					156	H	Boston U.	48 52
												200	H	Holy Cross	64 55
												225	H	Cornell	67 54
												228	H	Sacred Heart	70 66
												233	A	Navy	56 38
												233	H	Navy	66 55
												247	H	Monmouth	63 48
												255	A	Colgate	75 63
												255	H	Colgate	86 58
												258	A	Binghamton	65 55
												267	A	Army West Point	73 50
												270	H	Norfolk St.	62 41
												289	H	Loyola Maryland	51 42
												313	A	Central Conn. St.	88 62
												326	A	Lafayette	70 43
												351	H	LIU Brooklyn	72 38
LAST 12 Division I GAMES:															
135	H	Charlotte	60 62	289	H	Loyola Maryland	51 42								
255	A	Colgate	75 63	267	A	Army West Point	73 50								
84	A	American	47 50	255	H	Colgate	86 58								
48	H	Bucknell	68 73	84	H	American	53 61								
156	H	Boston U.	48 52	48	A	Bucknell	53 71								
233	H	Navy	66 55	156	A	Boston U.	45 58								

Non-Div I Games: Kutztown 73 39

Lehigh

■ Loss,
 ■ Non-Conf,
 ■ S Site,
 ■ H Home
 ■ A Away
 N Neutral

Liberty

Through Games Of Feb. 20, 2019

Average RPI Win:	256	WON-LOST	WINNING	LAST 10	STRENGTH OF	OPP. STRENGTH	TEAM	ADJ.	CONF.	ADJ CONF.
Average RPI Loss:	157	RECORD	PCT. RANK	GAMES	SCHEDULE	OF SCHEDULE	RPI	RPI	RPI	RPI
DIV. I ONLY	10- 14	221	0- 1	195	247	213	213	24	24	
DIV. I NON-CONF.	3- 9	271	0- 1	139	201	251	251	26	26	
TOTALS	RPI 1-25	RPI 26-50	W-L RECORDS	RPI 51-100	RPI 101-150	RPI 150+				
10- 14	0- 1	0- 1	OVERALL	0- 3	0- 1	10- 8				
4- 5	0- 0	0- 1	HOME	0- 2	0- 0	4- 2				
5- 6	0- 0	0- 0	AWAY	0- 1	0- 0	5- 5				
1- 3	0- 1	0- 0	NEUTRAL	0- 0	0- 1	1- 1				
3- 9	0- 1	0- 1	NON-CONFERENCE	0- 1	0- 1	3- 5				
1- 2	0- 0	0- 1	HOME	0- 1	0- 0	1- 0				
1- 4	0- 0	0- 0	AWAY	0- 0	0- 0	1- 4				
1- 3	0- 1	0- 0	NEUTRAL	0- 0	0- 1	1- 1				
7- 5	0- 0	0- 0	CONFERENCE	0- 2	0- 0	7- 3				
3- 3	0- 0	0- 0	HOME	0- 1	0- 0	3- 2				
4- 2	0- 0	0- 0	AWAY	0- 1	0- 0	4- 1				
0- 0	0- 0	0- 0	NEUTRAL	0- 0	0- 0	0- 0				

RPI 1-25			RPI 26-50			RPI 51-100			RPI 101+ Team's RPI: 213		
RPI	S	Opponent	Score	RPI	S	Opponent	Score	RPI	S	Opponent	Score
18	N	UCF	45 53	36	H	James Madison	53 74	67	H	Virginia Tech	61 72
								71	A	FGCU	50 68
								71	H	FGCU	64 65
										Charlotte	61 63
										Duquesne	55 51
										Chattanooga	60 75
										North Ala.	61 57
										Stetson	52 69
										Stetson	56 68
										East Carolina	63 66
										Saint Francis (PA)	82 53
										Bethune-Cookman	76 81
										Jacksonville	85 75
										Jacksonville	52 64
										ETSU	89 86
										Norfolk St.	53 66
										North Florida	69 53
										Kennesaw St.	67 61
										UNC Greensboro	45 48
										NJIT	58 47
										Lipscomb	77 60
										Lipscomb	74 60
LAST 12 Division I GAMES:											
270	N	Norfolk St.	53 66	324	A	Lipscomb	77 60				
178	A	North Ala.	61 57	229	A	Jacksonville	85 75				
324	H	Lipscomb	74 60	273	H	North Florida	69 53				
71	H	FGCU	64 65	299	A	Kennesaw St.	67 61				
206	H	Stetson	56 68	229	H	Jacksonville	52 64				
321	H	NJIT	58 47	206	A	Stetson	52 69				

Non-Div I Games: West Chester 61 42

Liberty

Loss, Non-Conf, S Site, H Home A Away N Neutral

Average RPI Win:	274	WON-LOST	WINNING	LAST 10	STRENGTH OF	OPP. STRENGTH	TEAM	ADJ.	CONF.	ADJ CONF.
Average RPI Loss:	186	RECORD	PCT. RANK	GAMES	SCHEDULE	OF SCHEDULE	RPI	RPI	RPI	RPI
DIV. I ONLY	3- 23	343	0- 1	173	294	324	324	24	24	
DIV. I NON-CONF.	2- 11	316	0- 0	128	299	285	285	26	26	
TOTALS	RPI 1-25	RPI 26-50	W-L RECORDS	RPI 51-100	RPI 101-150	RPI 150+				
3- 23	0- 0	0- 1	OVERALL	0- 4	0- 4	3- 14				
2- 9	0- 0	0- 0	HOME	0- 1	0- 2	2- 6				
1- 14	0- 0	0- 1	AWAY	0- 3	0- 2	1- 8				
0- 0	0- 0	0- 0	NEUTRAL	0- 0	0- 0	0- 0				
2- 11	0- 0	0- 1	NON-CONFERENCE	0- 2	0- 4	2- 4				
1- 4	0- 0	0- 0	HOME	0- 0	0- 2	1- 2				
1- 7	0- 0	0- 1	AWAY	0- 2	0- 2	1- 2				
0- 0	0- 0	0- 0	NEUTRAL	0- 0	0- 0	0- 0				
1- 12	0- 0	0- 0	CONFERENCE	0- 2	0- 0	1- 10				
1- 5	0- 0	0- 0	HOME	0- 1	0- 0	1- 4				
0- 7	0- 0	0- 0	AWAY	0- 1	0- 0	0- 6				
0- 0	0- 0	0- 0	NEUTRAL	0- 0	0- 0	0- 0				

RPI S	Opponent	Score	RPI S	Opponent	Score	RPI S	Opponent	Score	RPI S	Opponent	Score	Team's RPI: 324
41	A Clemson	26 68	58	A Belmont	43 83	111	A Georgia	45 77				
			71	A FGCU	40 82	128	H UT Martin	53 62				
			71	H FGCU	46 80	132	H Tennessee Tech	52 67				
			85	A Cincinnati	55 71	139	A Morehead St.	44 79				
						178	H North Ala.	60 81				
						205	H Jacksonville St.	46 58				
						206	A Stetson	49 76				
						206	H Stetson	65 80				
						213	A Liberty	60 74				
						213	H Liberty	60 77				
						229	A Jacksonville	47 62				
						229	H Jacksonville	61 58				
						260	A Austin Peay	58 70				
						273	A North Florida	66 72				
						273	H North Florida	53 68				
						286	A Murray St.	61 97				
						288	H Col. of Charleston	63 65				
						295	H Tennessee St.	64 62				
						297	A Alabama A&M	62 58				
						299	A Kennesaw St.	36 67				
						321	A NJIT	67 80				
LAST 12 Division I GAMES:												
71	H FGCU	46 80	213	H Liberty	60 77							
299	A Kennesaw St.	36 67	206	A Stetson	49 76							
213	A Liberty	60 74	71	A FGCU	40 82							
229	H Jacksonville	61 58	321	A NJIT	67 80							
273	A North Florida	66 72	206	H Stetson	65 80							
178	H North Ala.	60 81	273	H North Florida	53 68							

Non-Div I Games:

Lipscomb

■ Loss,
 ■ Non-Conf, S Site,
 ■ Home
 ■ Away
 N Neutral

Little Rock

Through Games Of Feb. 20, 2019

Average RPI Win:	170	WON-LOST	WINNING	LAST 10	STRENGTH OF	OPP. STRENGTH	TEAM	ADJ.	CONF.	ADJ CONF.
Average RPI Loss:	72	RECORD	PCT. RANK	GAMES	SCHEDULE	OF SCHEDULE	RPI	RPI	RPI	RPI
DIV. I ONLY	15- 9	102	0- 1	38	108	61	61	12	12	
DIV. I NON-CONF.	4- 7	228	0- 0	43	14	142	142	14	14	
TOTALS	RPI 1-25	RPI 26-50	W-L RECORDS	RPI 51-100	RPI 101-150	RPI 150+				
15- 9	0- 2	0- 2	OVERALL	2- 2	4- 2	9- 1				
8- 5	0- 2	0- 2	HOME	1- 0	2- 1	5- 0				
7- 4	0- 0	0- 0	AWAY	1- 2	2- 1	4- 1				
0- 0	0- 0	0- 0	NEUTRAL	0- 0	0- 0	0- 0				
4- 7	0- 2	0- 2	NON-CONFERENCE	0- 2	0- 1	4- 0				
1- 5	0- 2	0- 2	HOME	0- 0	0- 1	1- 0				
3- 2	0- 0	0- 0	AWAY	0- 2	0- 0	3- 0				
0- 0	0- 0	0- 0	NEUTRAL	0- 0	0- 0	0- 0				
11- 2	0- 0	0- 0	CONFERENCE	2- 0	4- 1	5- 1				
7- 0	0- 0	0- 0	HOME	1- 0	2- 0	4- 0				
4- 2	0- 0	0- 0	AWAY	1- 0	2- 1	1- 1				
0- 0	0- 0	0- 0	NEUTRAL	0- 0	0- 0	0- 0				

RPI 1-25			RPI 26-50			RPI 51-100			Team's RPI: 61	RPI 101+		
RPI	S	Opponent	Score	RPI	S	Opponent	Score	RPI	S	Opponent	Score	
7	H	Mississippi St.	63 98	37	H	Rice	65 79	60	A	LSU	45 60	105 A South Alabama 65 42
21	H	Texas A&M	40 61	46	H	Kansas St.	47 53	69	A	Missouri St.	44 48	105 H South Alabama 47 44
								90	A	UT Arlington	62 61	107 A Troy 66 71
								90	H	UT Arlington	68 65	107 H Troy 76 72
										127 H Western Ky.	56 68	R 143 A Appalachian St. 74 59
										155 A Tulsa	63 53	c 166 A Louisiana Tech 69 58
										173 A Texas St.	48 50	k 173 H Texas St. 62 47
										180 A Coastal Caro.	60 47	
										184 H Arkansas St.	68 55	
										201 A Memphis	63 60	
										245 H Louisiana	62 48	
										298 H Fla. Atlantic	61 38	
										312 H La.-Monroe	63 44	
LAST 12 Division I GAMES:												
173	A	Texas St.	48 50	180	A	Coastal Caro.	60 47					
90	A	UT Arlington	62 61	90	H	UT Arlington	68 65					
105	H	South Alabama	47 44	173	H	Texas St.	62 47					
107	H	Troy	76 72	105	A	South Alabama	65 42					
184	H	Arkansas St.	68 55	107	A	Troy	66 71					
143	A	Appalachian St.	74 59	245	H	Louisiana	62 48					

Non-Div I Games:

Little Rock

Loss, Non-Conf, S Site, H Home A Away N Neutral

Average RPI Win:	230	WON-LOST	WINNING	LAST 10	STRENGTH OF	OPP. STRENGTH	TEAM	ADJ.	CONF.	ADJ CONF.
Average RPI Loss:	159	RECORD	PCT. RANK	GAMES	SCHEDULE	OF SCHEDULE	RPI	RPI	RPI	RPI
DIV. I ONLY	7- 17	278	0- 1	190	190	271	271	21	21	
DIV. I NON-CONF.	3- 10	278	0- 0	125	121	262	262	20	20	
TOTALS	RPI 1-25	RPI 26-50	W-L RECORDS	RPI 51-100	RPI 101-150	RPI 150+				
7- 17	0- 1	0- 0	OVERALL	1- 5	0- 3	6- 8				
4- 9	0- 0	0- 0	HOME	1- 3	0- 1	3- 5				
3- 8	0- 1	0- 0	AWAY	0- 2	0- 2	3- 3				
0- 0	0- 0	0- 0	NEUTRAL	0- 0	0- 0	0- 0				
3- 10	0- 1	0- 0	NON-CONFERENCE	1- 4	0- 2	2- 3				
2- 6	0- 0	0- 0	HOME	1- 3	0- 0	1- 3				
1- 4	0- 1	0- 0	AWAY	0- 1	0- 2	1- 0				
0- 0	0- 0	0- 0	NEUTRAL	0- 0	0- 0	0- 0				
4- 7	0- 0	0- 0	CONFERENCE	0- 1	0- 1	4- 5				
2- 3	0- 0	0- 0	HOME	0- 0	0- 1	2- 2				
2- 4	0- 0	0- 0	AWAY	0- 1	0- 0	2- 3				
0- 0	0- 0	0- 0	NEUTRAL	0- 0	0- 0	0- 0				

RPI 1-25				RPI 26-50				RPI 51-100				RPI 101+ Team's RPI: 271			
RPI	S	Opponent	Score	RPI	S	Opponent	Score	RPI	S	Opponent	Score	RPI	S	Opponent	Score
4	A	Oregon	48 110					56	H	Southern California	50 86	108	A	Loyola Marymount	62 71
								57	A	Utah	59 82	145	H	CSUN	37 51
								73	H	Arizona	43 70	149	A	Montana St.	62 85
								78	H	UNI	64 71	167	A	UC Riverside	63 45
								82	A	UC Davis	50 70	167	H	UC Riverside	59 73
								83	H	Idaho	70 63	170	H	UC Irvine	46 48
												199	A	Utah St.	50 48
												235	H	Nevada	67 76
												249	A	Hawaii	49 63
												249	H	Hawaii	56 40
												256	A	Cal St. Fullerton	59 53
												259	H	San Diego	56 60
												261	H	California Baptist	83 85
												291	A	UC Santa Barbara	54 60
												315	A	Cal Poly	59 66
												315	H	Cal Poly	61 58
												339	H	Grand Canyon	57 50
LAST 12 Division I GAMES:															
249	A	Hawaii	49 63	145	H	CSUN	37 51								
170	H	UC Irvine	46 48	167	H	UC Riverside	59 73								
249	H	Hawaii	56 40	291	A	UC Santa Barbara	54 60								
315	A	Cal Poly	59 66	315	H	Cal Poly	61 58								
256	A	Cal St. Fullerton	59 53	167	A	UC Riverside	63 45								
82	A	UC Davis	50 70	199	A	Utah St.	50 48								

Non-Div I Games:

Long Beach St.

■ Loss,
■ Non-Conf,
■ S Site,
■ H Home
■ A Away
N Neutral

Average RPI Win:	253	WON-LOST	WINNING	LAST 10	STRENGTH OF	OPP. STRENGTH	TEAM	ADJ.	CONF.	ADJ CONF.
Average RPI Loss:	205	RECORD	PCT. RANK	GAMES	SCHEDULE	OF SCHEDULE	RPI	RPI	RPI	RPI
DIV. I ONLY	3- 21	336	0- 1	224	332	338	338	28	28	
DIV. I NON-CONF.	1- 9	326	0- 0	149	337	327	327	29	29	
TOTALS	RPI 1-25	RPI 26-50	W-L RECORDS	RPI 51-100	RPI 101-150	RPI 150+				
3- 21	0- 0	0- 0	OVERALL	0- 4	0- 2	3- 15				
3- 9	0- 0	0- 0	HOME	0- 1	0- 1	3- 7				
0- 11	0- 0	0- 0	AWAY	0- 3	0- 1	0- 7				
0- 1	0- 0	0- 0	NEUTRAL	0- 0	0- 0	0- 1				
1- 9	0- 0	0- 0	NON-CONFERENCE	0- 2	0- 1	1- 6				
1- 4	0- 0	0- 0	HOME	0- 0	0- 0	1- 4				
0- 4	0- 0	0- 0	AWAY	0- 2	0- 1	0- 1				
0- 1	0- 0	0- 0	NEUTRAL	0- 0	0- 0	0- 1				
2- 12	0- 0	0- 0	CONFERENCE	0- 2	0- 1	2- 9				
2- 5	0- 0	0- 0	HOME	0- 1	0- 1	2- 3				
0- 7	0- 0	0- 0	AWAY	0- 1	0- 0	0- 6				
0- 0	0- 0	0- 0	NEUTRAL	0- 0	0- 0	0- 0				

RPI S	Opponent	Score	RPI S	Opponent	Score	RPI S	Opponent	Score	RPI S	Opponent	Score	Team's RPI: 338
						67	A Virginia Tech	39 93	113	A UNCW	33 35	
						93	A Radford	52 81	125	H High Point	54 65	
						93	H Radford	34 68	177	A UNC Asheville	55 80	
						95	A VCU	55 84	177	H UNC Asheville	57 68	
									182	H UMES	83 71	
									190	H Eastern Mich.	45 64	
									202	A Hampton	40 66	
									210	N East Carolina	52 61	
									212	H Saint Francis (PA)	88 91	
									222	H Campbell	60 66	
									232	A Gardner-Webb	78 80	
									232	H Gardner-Webb	85 79	
									269	H Wofford	72 101	
									270	A Norfolk St.	42 74	
									281	A Winthrop	69 77	
									301	H Charleston So.	74 81	
									303	H Wagner	60 86	
									330	A Presbyterian	66 81	
									344	A USC Upstate	67 72	
									344	H USC Upstate	80 58	
LAST 12 Division I GAMES:												
			177	H UNC Asheville	57 68		222	H Campbell	60 66			
			93	A Radford	52 81		344	A USC Upstate	67 72			
			344	H USC Upstate	80 58		177	A UNC Asheville	55 80			
			232	A Gardner-Webb	78 80		93	H Radford	34 68			
			125	H High Point	54 65		202	A Hampton	40 66			
			232	H Gardner-Webb	85 79		301	H Charleston So.	74 81			

Non-Div I Games:

Longwood

■ Loss,
■ Non-Conf,
■ S Site,
■ H Home
■ A Away
N Neutral

Average RPI Win:	255	WON-LOST	WINNING	LAST 10	STRENGTH OF	OPP. STRENGTH	TEAM	ADJ.	CONF.	ADJ CONF.
Average RPI Loss:	137	RECORD	PCT. RANK	GAMES	SCHEDULE	OF SCHEDULE	RPI	RPI	RPI	RPI
DIV. I ONLY	7- 16	273	1- 0	136	189	245	245	12	12	
DIV. I NON-CONF.	2- 8	293	0- 0	124	196	261	261	14	14	
TOTALS	RPI 1-25	RPI 26-50	W-L RECORDS	RPI 51-100	RPI 101-150	RPI 150+				
7- 16	0- 1	0- 0	OVERALL	0- 5	2- 3	5- 7				
5- 5	0- 0	0- 0	HOME	0- 3	2- 0	3- 2				
2- 10	0- 1	0- 0	AWAY	0- 2	0- 3	2- 4				
0- 1	0- 0	0- 0	NEUTRAL	0- 0	0- 0	0- 1				
2- 8	0- 1	0- 0	NON-CONFERENCE	0- 3	0- 0	2- 4				
1- 3	0- 0	0- 0	HOME	0- 2	0- 0	1- 1				
1- 4	0- 1	0- 0	AWAY	0- 1	0- 0	1- 2				
0- 1	0- 0	0- 0	NEUTRAL	0- 0	0- 0	0- 1				
5- 8	0- 0	0- 0	CONFERENCE	0- 2	2- 3	3- 3				
4- 2	0- 0	0- 0	HOME	0- 1	2- 0	2- 1				
1- 6	0- 0	0- 0	AWAY	0- 1	0- 3	1- 2				
0- 0	0- 0	0- 0	NEUTRAL	0- 0	0- 0	0- 0				

RPI 1-25				RPI 26-50				RPI 51-100				RPI 101+ Team's RPI: 245			
RPI	S	Opponent	Score	RPI	S	Opponent	Score	RPI	S	Opponent	Score	RPI	S	Opponent	Score
7	A	Mississippi St.	36 104					53	A	Auburn	59 71	105	A	South Alabama	60 83
								60	H	LSU	54 76	107	A	Troy	64 90
								61	A	Little Rock	48 62	131	A	Georgia St.	71 74
								68	H	Lamar University	77 79	131	H	Georgia St.	57 54
								90	H	UT Arlington	61 76	143	H	Appalachian St.	73 55
												179	H	Sam Houston St.	62 68
												180	H	Coastal Caro.	58 76
												184	A	Arkansas St.	75 87
												206	A	Ole Miss	57 79
												224	A	UTRGV	60 75
												252	N	A&M-Corpus Christi	63 64
												278	A	Ga. Southern	71 79
												278	H	Ga. Southern	59 48
												290	H	Jackson St.	68 61
												312	A	La.-Monroe	55 52
												312	H	La.-Monroe	52 45
												318	A	McNeese	70 59
LAST 12 Division I GAMES:															
312	A	La.-Monroe	55 52	107	A	Troy	64 90								
131	A	Georgia St.	71 74	105	A	South Alabama	60 83								
278	A	Ga. Southern	71 79	312	H	La.-Monroe	52 45								
180	H	Coastal Caro.	58 76	278	H	Ga. Southern	59 48								
143	H	Appalachian St.	73 55	131	H	Georgia St.	57 54								
90	H	UT Arlington	61 76	61	A	Little Rock	48 62								

Non-Div I Games: Dillard

69 72

Louisiana

■ Loss,
 ■ Non-Conf,
 ■ S Site,
 ■ H Home
 ■ A Away
 N Neutral

Average RPI Win: 213		WON-LOST	WINNING	LAST 10	STRENGTH OF	OPP. STRENGTH	TEAM	ADJ.	CONF.	ADJ CONF.
Average RPI Loss: 134		RECORD	PCT. RANK	GAMES	SCHEDULE	OF SCHEDULE	RPI	RPI	RPI	RPI
DIV. I ONLY		13- 12	160	1- 0	193	113	166	166	14	14
DIV. I NON-CONF.		7- 5	132	1- 0	239	66	146	146	18	18
TOTALS	RPI 1-25		RPI 26-50		W-L RECORDS		RPI 51-100		RPI 101-150	RPI 150+
13- 12	0- 1		0- 1		OVERALL		1- 4		3- 1	9- 5
7- 4	0- 0		0- 1		HOME		1- 2		1- 0	5- 1
5- 7	0- 1		0- 0		AWAY		0- 1		1- 1	4- 4
1- 1	0- 0		0- 0		NEUTRAL		0- 1		1- 0	0- 0
7- 5	0- 1		0- 0		NON-CONFERENCE		1- 2		1- 0	5- 2
3- 1	0- 0		0- 0		HOME		1- 1		0- 0	2- 0
3- 3	0- 1		0- 0		AWAY		0- 0		0- 0	3- 2
1- 1	0- 0		0- 0		NEUTRAL		0- 1		1- 0	0- 0
6- 7	0- 0		0- 1		CONFERENCE		0- 2		2- 1	4- 3
4- 3	0- 0		0- 1		HOME		0- 1		1- 0	3- 1
2- 4	0- 0		0- 0		AWAY		0- 1		1- 1	1- 2
0- 0	0- 0		0- 0		NEUTRAL		0- 0		0- 0	0- 0

RPI 1-25				RPI 26-50				RPI 51-100				RPI 101+				Team's RPI: 166	
RPI	S	Opponent	Score	RPI	S	Opponent	Score	RPI	S	Opponent	Score	RPI	S	Opponent	Score		
14	A	Arizona St.	44 80	37	H	Rice	51 61	61	H	Little Rock	58 69	114	A	UAB	73 68		
								66	A	Middle Tenn.	38 75	127	A	Western Ky.	76 81		
								69	N	Missouri St.	70 82	135	H	Charlotte	88 51		
								74	H	Old Dominion	59 70	138	N	Alabama	79 62		
								97	H	Houston	100 88	176	H	North Texas	54 65		
												184	A	Arkansas St.	80 70		
												185	H	Southern Miss.	106 85		
												194	A	Marshall	88 90		
												201	A	Memphis	66 50		
												206	H	Ole Miss	80 71		
												240	A	UMKC	70 80		
												250	A	Wichita St.	56 70		
												274	A	UTEP	74 64		
												298	H	Fla. Atlantic	86 55		
												300	A	UTSA	68 70		
												307	H	Southeastern La.	72 53		
												314	H	FIU	90 72		
												318	A	McNeese	89 48		
LAST 12 Division I GAMES:																	
				138	N	Alabama	79 62					127	A	Western Ky.	76 81		
				300	A	UTSA	68 70					194	A	Marshall	88 90		
				274	A	UTEP	74 64					135	H	Charlotte	88 51		
				185	H	Southern Miss.	106 85					74	H	Old Dominion	59 70		
				314	H	FIU	90 72					66	A	Middle Tenn.	38 75		
				298	H	Fla. Atlantic	86 55					114	A	UAB	73 68		

Non-Div I Games: LSU-Alexandria 112 70

Louisiana Tech

Loss, Non-Conf, S Site, H Home A Away N Neutral

Louisville

Through Games Of Feb. 20, 2019

2015-2016				Through Games Of Feb. 10, 2016						
Average RPI Win:	86	WON-LOST	WINNING	LAST 10	STRENGTH OF	OPP. STRENGTH	TEAM	ADJ.	CONF.	ADJ CONF.
Average RPI Loss:	9	RECORD	PCT. RANK	GAMES	SCHEDULE	OF SCHEDULE	RPI	RPI	RPI	RPI
DIV. I ONLY	23- 2	3	0- 1	6	2	3	3	1	1	
DIV. I NON-CONF.	13- 0	1	0- 0	17	25	3	3	1	1	
<hr/>										
TOTALS	RPI 1-25	RPI 26-50		W-L RECORDS		RPI 51-100	RPI 101-150	RPI 150+		
23- 2	6- 2	4- 0		OVERALL		4- 0	6- 0	3- 0		
12- 1	3- 1	3- 0		HOME		1- 0	3- 0	2- 0		
9- 1	2- 1	1- 0		AWAY		3- 0	2- 0	1- 0		
2- 0	1- 0	0- 0		NEUTRAL		0- 0	1- 0	0- 0		
13- 0	4- 0	1- 0		NON-CONFERENCE		2- 0	3- 0	3- 0		
7- 0	2- 0	1- 0		HOME		1- 0	1- 0	2- 0		
4- 0	1- 0	0- 0		AWAY		1- 0	1- 0	1- 0		
2- 0	1- 0	0- 0		NEUTRAL		0- 0	1- 0	0- 0		
10- 2	2- 2	3- 0		CONFERENCE		2- 0	3- 0	0- 0		
5- 1	1- 1	2- 0		HOME		0- 0	2- 0	0- 0		
5- 1	1- 1	1- 0		AWAY		2- 0	1- 0	0- 0		
0- 0	0- 0	0- 0		NEUTRAL		0- 0	0- 0	0- 0		

RPI	S	Opponent	Score	RPI	S	Opponent	Score	RPI	S	Opponent	Score	RPI	S	Opponent	Score
1	A	Notre Dame	68 82	29	H	North Carolina	73 66	51	A	Boise St.	74 55	104	H	Virginia	91 43
6	H	UConn	78 69	38	H	Georgia Tech	61 44	67	A	Virginia Tech	72 63	110	N	Hartford	86 69
12	H	Syracuse	76 51	41	A	Clemson	76 44	86	H	Nebraska	85 68	121	A	Wake Forest	73 49
14	N	Arizona St.	58 56	45	H	Miami (OH)	95 73	91	A	Duke	73 51	123	H	Pittsburgh	70 42
17	H	Miami (FL)	73 79									127	A	Western Ky.	102 80
20	A	Florida St.	68 49									128	H	UT Martin	102 62
23	H	Kentucky	80 75									152	A	Chattanooga	75 49
24	A	Central Mich.	72 68									266	H	Northern Ky.	92 59
												295	H	Tennessee St.	107 52
LAST 12 Division I GAMES:															
17	H	Miami (FL)	73 79	20	A	Florida St.	68 49								
67	A	Virginia Tech	72 63	121	A	Wake Forest	73 49								
12	H	Syracuse	76 51	104	H	Virginia	91 43								
41	A	Clemson	76 44	38	H	Georgia Tech	61 44								
6	H	UConn	78 69	1	A	Notre Dame	68 82								
123	H	Pittsburgh	70 42	91	A	Duke	73 51								

Non-Div I Games:

Louisville

■ Loss,
 ■ Non-Conf, S Site,
 ■ Home
 ■ Away
 N Neutral

Loyola Chicago

Through Games Of Feb. 20, 2019

Average RPI Win:	283	WON-LOST	WINNING	LAST 10	STRENGTH OF	OPP. STRENGTH	TEAM	ADJ.	CONF.	ADJ CONF.
Average RPI Loss:	103	RECORD	PCT. RANK	GAMES	SCHEDULE	OF SCHEDULE	RPI	RPI	RPI	RPI
DIV. I ONLY	12- 12	165	1- 0	285	184	223	223	13	13	
DIV. I NON-CONF.	6- 5	143	0- 0	339	282	278	278	15	15	
TOTALS	RPI 1-25	RPI 26-50	W-L RECORDS	RPI 51-100	RPI 101-150	RPI 150+				
12- 12	0- 2	0- 1	OVERALL	0- 4	0- 1	12- 4				
8- 5	0- 1	0- 1	HOME	0- 1	0- 0	8- 2				
4- 7	0- 1	0- 0	AWAY	0- 3	0- 1	4- 2				
0- 0	0- 0	0- 0	NEUTRAL	0- 0	0- 0	0- 0				
6- 5	0- 0	0- 1	NON-CONFERENCE	0- 1	0- 1	6- 2				
4- 2	0- 0	0- 1	HOME	0- 0	0- 0	4- 1				
2- 3	0- 0	0- 0	AWAY	0- 1	0- 1	2- 1				
0- 0	0- 0	0- 0	NEUTRAL	0- 0	0- 0	0- 0				
6- 7	0- 2	0- 0	CONFERENCE	0- 3	0- 0	6- 2				
4- 3	0- 1	0- 0	HOME	0- 1	0- 0	4- 1				
2- 4	0- 1	0- 0	AWAY	0- 2	0- 0	2- 1				
0- 0	0- 0	0- 0	NEUTRAL	0- 0	0- 0	0- 0				

RPI 1-25				RPI 26-50				RPI 51-100				RPI 101+ Team's RPI: 223			
RPI	S	Opponent	Score	RPI	S	Opponent	Score	RPI	S	Opponent	Score	RPI	S	Opponent	Score
19	A	Drake	60 69	26	H	DePaul	76 102	59	A	Purdue	41 65	109	A	Youngstown St.	63 74
19	H	Drake	55 83					69	A	Missouri St.	49 84	157	H	Illinois St.	62 59
								78	A	UNI	52 64	159	H	Bradley	56 69
								78	H	UNI	65 71	162	A	Southern Ill.	63 74
												189	A	Indiana St.	44 36
												189	H	Indiana St.	56 54
												220	A	Bowling Green	74 88
												240	H	UMKC	74 88
												254	H	SIUE	56 43
												268	A	Western Mich.	64 53
												311	H	Valparaiso	80 54
												332	H	Purdue Fort Wayne	81 67
												333	H	Detroit Mercy	52 43
												336	A	Evansville	71 51
												336	H	Evansville	61 56
												340	A	UIC	75 60
												349	H	Chicago St.	76 40
LAST 12 Division I GAMES:															
336	A	Evansville	71 51	162	A	Southern Ill.	63 74								
189	A	Indiana St.	44 36	69	A	Missouri St.	49 84								
19	H	Drake	55 83	189	H	Indiana St.	56 54								
78	H	UNI	65 71	336	H	Evansville	61 56								
159	H	Bradley	56 69	78	A	UNI	52 64								
157	H	Illinois St.	62 59	19	A	Drake	60 69								

Non-Div I Games:

Loyola Chicago

■ Loss,
 ■ Non-Conf, S Site,
 ■ Home
 ■ Away
 N Neutral

Loyola Maryland

Through Games Of Feb. 20, 2019

Average RPI Win: 292	WON-LOST	WINNING	LAST 10	STRENGTH OF	OPP. STRENGTH	TEAM	ADJ.	CONF.	ADJ CONF.
Average RPI Loss: 162	RECORD	PCT. RANK	GAMES	SCHEDULE	OF SCHEDULE	RPI	RPI	RPI	RPI
DIV. I ONLY	4- 21	327	0- 1	124	265	289	289	18	18
DIV. I NON-CONF.	1- 10	330	0- 1	136	265	293	293	22	22
TOTALS	RPI 1-25	RPI 26-50	W-L RECORDS	RPI 51-100	RPI 101-150	RPI 150+			
4- 21	0- 1	0- 2	OVERALL	0- 3	0- 3	4- 12			
2- 8	0- 0	0- 1	HOME	0- 1	0- 0	2- 6			
2- 12	0- 1	0- 1	AWAY	0- 2	0- 2	2- 6			
0- 1	0- 0	0- 0	NEUTRAL	0- 0	0- 1	0- 0			
1- 10	0- 1	0- 0	NON-CONFERENCE	0- 1	0- 2	1- 6			
0- 3	0- 0	0- 0	HOME	0- 0	0- 0	0- 3			
1- 6	0- 1	0- 0	AWAY	0- 1	0- 1	1- 3			
0- 1	0- 0	0- 0	NEUTRAL	0- 0	0- 1	0- 0			
3- 11	0- 0	0- 2	CONFERENCE	0- 2	0- 1	3- 6			
2- 5	0- 0	0- 1	HOME	0- 1	0- 0	2- 3			
1- 6	0- 0	0- 1	AWAY	0- 1	0- 1	1- 3			
0- 0	0- 0	0- 0	NEUTRAL	0- 0	0- 0	0- 0			

RPI 1-25				RPI 26-50				RPI 51-100				RPI 101+ Team's RPI: 289			
RPI	S	Opponent	Score	RPI	S	Opponent	Score	RPI	S	Opponent	Score	RPI	S	Opponent	Score
16	A	Maryland	48 83	48	A	Bucknell	55 87	84	A	American	38 82	116	A	Towson	57 62
				48	H	Bucknell	57 75	84	H	American	56 67	117	N	Boston College	47 73
								94	A	Georgetown	30 45	140	A	Lehigh	42 51
												156	H	Boston U.	62 64
												160	H	William & Mary	49 65
												200	A	Holy Cross	60 78
												200	H	Holy Cross	48 58
												217	A	Dartmouth	41 54
												221	A	George Mason	38 70
												233	H	Navy	46 58
												241	H	Mt. St. Mary's	67 77
												242	A	Saint Joseph's	46 49
												247	A	Monmouth	75 67
												255	A	Colgate	64 73
												263	H	St. Francis Brooklyn	70 75
												267	A	Army West Point	57 69
												267	H	Army West Point	70 51
												326	A	Lafayette	55 52
												326	H	Lafayette	62 50
LAST 12 Division I GAMES:															
242	A	Saint Joseph's	46 49	140	A	Lehigh	42 51								
48	A	Bucknell	55 87	255	A	Colgate	64 73								
326	A	Lafayette	55 52	48	H	Bucknell	57 75								
84	H	American	56 67	326	H	Lafayette	62 50								
200	H	Holy Cross	48 58	84	A	American	38 82								
267	H	Army West Point	70 51	200	A	Holy Cross	60 78								

Non-Div I Games:

Loyola Maryland

■ Loss,
 ■ Non-Conf,
 S Site,
 ■ Home
 ■ Away
 N Neutral

Average RPI Win:	172	WON-LOST	WINNING	LAST 10	STRENGTH OF	OPP. STRENGTH	TEAM	ADJ.	CONF.	ADJ CONF.
Average RPI Loss:	109	RECORD	PCT. RANK	GAMES	SCHEDULE	OF SCHEDULE	RPI	RPI	RPI	RPI
DIV. I ONLY	15- 11	133	1- 0	91	114	108	108	8	8	
DIV. I NON-CONF.	7- 5	132	1- 0	85	198	98	98	7	7	
TOTALS	RPI 1-25	RPI 26-50	W-L RECORDS	RPI 51-100	RPI 101-150	RPI 150+				
15- 11	0- 1	2- 2	OVERALL	2- 2	2- 2	9- 4				
8- 4	0- 1	2- 0	HOME	1- 0	0- 1	5- 2				
7- 4	0- 0	0- 1	AWAY	1- 1	2- 1	4- 1				
0- 3	0- 0	0- 1	NEUTRAL	0- 1	0- 0	0- 1				
7- 5	0- 0	1- 1	NON-CONFERENCE	2- 1	1- 0	3- 3				
4- 1	0- 0	1- 0	HOME	1- 0	0- 0	2- 1				
3- 1	0- 0	0- 0	AWAY	1- 0	1- 0	1- 1				
0- 3	0- 0	0- 1	NEUTRAL	0- 1	0- 0	0- 1				
8- 6	0- 1	1- 1	CONFERENCE	0- 1	1- 2	6- 1				
4- 3	0- 1	1- 0	HOME	0- 0	0- 1	3- 1				
4- 3	0- 0	0- 1	AWAY	0- 1	1- 1	3- 0				
0- 0	0- 0	0- 0	NEUTRAL	0- 0	0- 0	0- 0				

RPI 1-25				RPI 26-50				RPI 51-100				RPI 101+ Team's RPI: 108			
RPI	S	Opponent	Score	RPI	S	Opponent	Score	RPI	S	Opponent	Score	RPI	S	Opponent	Score
13	H	Gonzaga	53 78	27	A	BYU	44 55	52	A	Saint Mary's (CA)	62 86	106	A	Pacific	72 67
				27	H	BYU	61 58	54	N	Indiana	43 67	120	A	Pepperdine	86 95
				32	N	South Dakota	40 67	73	A	Arizona	66 64	120	H	Pepperdine	55 73
				42	H	UCLA	69 63	82	H	UC Davis	60 53	145	A	CSUN	72 53
												168	H	Portland	76 58
												169	A	Santa Clara	69 60
												169	H	Santa Clara	75 83
												171	A	Denver	75 104
												198	N	Grambling	61 62
												203	H	Robert Morris	61 53
												238	H	Northern Ariz.	62 63
												243	A	San Francisco	73 66
												243	H	San Francisco	66 58
												259	A	San Diego	69 52
												259	H	San Diego	83 57
												271	H	Long Beach St.	71 62
												291	A	UC Santa Barbara	70 57
LAST 12 Division I GAMES:															
203	H	Robert Morris	61 53	52	A	Saint Mary's (CA)	62 86								
120	H	Pepperdine	55 73	106	A	Pacific	72 67								
243	A	San Francisco	73 66	120	A	Pepperdine	86 95								
169	A	Santa Clara	69 60	169	H	Santa Clara	75 83								
259	H	San Diego	83 57	243	H	San Francisco	66 58								
27	H	BYU	61 58	27	A	BYU	44 55								

Non-Div I Games:

Loyola Marymount

Maine

Through Games Of Feb. 20, 2019

Average RPI Win:	218	WON-LOST	WINNING	LAST 10	STRENGTH OF	OPP. STRENGTH	TEAM	ADJ.	CONF.	ADJ CONF.
Average RPI Loss:	91	RECORD	PCT. RANK	GAMES	SCHEDULE	OF SCHEDULE	RPI	RPI	RPI	RPI
DIV. I ONLY	19- 7	58	0- 1	154	183	70	70	23	23	
DIV. I NON-CONF.	7- 6	153	0- 1	44	56	61	61	25	25	
TOTALS	RPI 1-25	RPI 26-50	W-L RECORDS	RPI 51-100	RPI 101-150	RPI 150+				
19- 7	0- 1	1- 0	OVERALL	3- 3	2- 2	13- 1				
9- 1	0- 0	0- 0	HOME	1- 1	1- 0	7- 0				
8- 5	0- 1	1- 0	AWAY	1- 2	1- 2	5- 0				
2- 1	0- 0	0- 0	NEUTRAL	1- 0	0- 0	1- 1				
7- 6	0- 1	1- 0	NON-CONFERENCE	3- 3	0- 1	3- 1				
2- 1	0- 0	0- 0	HOME	1- 1	0- 0	1- 0				
3- 4	0- 1	1- 0	AWAY	1- 2	0- 1	1- 0				
2- 1	0- 0	0- 0	NEUTRAL	1- 0	0- 0	1- 1				
12- 1	0- 0	0- 0	CONFERENCE	0- 0	2- 1	10- 0				
7- 0	0- 0	0- 0	HOME	0- 0	1- 0	6- 0				
5- 1	0- 0	0- 0	AWAY	0- 0	1- 1	4- 0				
0- 0	0- 0	0- 0	NEUTRAL	0- 0	0- 0	0- 0				

RPI 1-25				RPI 26-50				RPI 51-100				RPI 101+			
RPI	S	Opponent	Score	RPI	S	Opponent	Score	RPI	S	Opponent	Score	RPI	S	Opponent	Score
10	A	NC State	46 84	29	A	North Carolina	85 73	63	A	Green Bay	39 70	110	A	Hartford	46 49
								64	N	Penn	47 46	110	H	Hartford	78 58
								79	H	Toledo	73 59	122	A	Fordham	64 72
								87	A	Harvard	67 60	150	A	Stony Brook	68 54
								88	A	Northeastern	55 63	152	N	Chattanooga	61 66
								91	H	Duke	63 66	195	N	N.C. A&T	58 52
												227	A	Albany (NY)	67 61
												227	H	Albany (NY)	76 65
												258	H	Binghamton	95 66
												264	H	Brown	102 96
												272	A	Vermont	63 51
												272	H	Vermont	66 45
												309	A	New Hampshire	69 45
												309	H	New Hampshire	67 46
												316	A	Bryant	74 57
												319	A	UMBC	58 45
												319	H	UMBC	84 44
												327	H	UMass Lowell	79 45
LAST 12 Division I GAMES:															
152	N	Chattanooga	61 66	327	H	UMass Lowell	79 45								
227	A	Albany (NY)	67 61	258	H	Binghamton	95 66								
110	H	Hartford	78 58	150	A	Stony Brook	68 54								
319	A	UMBC	58 45	110	A	Hartford	46 49								
272	H	Vermont	66 45	227	H	Albany (NY)	76 65								
309	A	New Hampshire	69 45	272	A	Vermont	63 51								

Non-Div I Games:

Maine

■ Loss,
 ■ Non-Conf,
 ■ S Site,
 ■ H Home
 ■ A Away
 N Neutral

Average RPI Win:	281	WON-LOST	WINNING	LAST 10	STRENGTH OF	OPP. STRENGTH	TEAM	ADJ.	CONF.	ADJ CONF.
Average RPI Loss:	198	RECORD	PCT. RANK	GAMES	SCHEDULE	OF SCHEDULE	RPI	RPI	RPI	RPI
DIV. I ONLY	8- 17	267	1- 0	196	346	287	287	26	26	
DIV. I NON-CONF.	2- 9	297	0- 0	167	349	324	324	27	27	
TOTALS	RPI 1-25	RPI 26-50	W-L RECORDS	RPI 51-100	RPI 101-150	RPI 150+				
8- 17	0- 0	0- 0	OVERALL	0- 3	1- 3	7- 11				
5- 9	0- 0	0- 0	HOME	0- 3	0- 2	5- 4				
3- 8	0- 0	0- 0	AWAY	0- 0	1- 1	2- 7				
0- 0	0- 0	0- 0	NEUTRAL	0- 0	0- 0	0- 0				
2- 9	0- 0	0- 0	NON-CONFERENCE	0- 2	0- 2	2- 5				
2- 5	0- 0	0- 0	HOME	0- 2	0- 1	2- 2				
0- 4	0- 0	0- 0	AWAY	0- 0	0- 1	0- 3				
0- 0	0- 0	0- 0	NEUTRAL	0- 0	0- 0	0- 0				
6- 8	0- 0	0- 0	CONFERENCE	0- 1	1- 1	5- 6				
3- 4	0- 0	0- 0	HOME	0- 1	0- 1	3- 2				
3- 4	0- 0	0- 0	AWAY	0- 0	1- 0	2- 4				
0- 0	0- 0	0- 0	NEUTRAL	0- 0	0- 0	0- 0				

RPI 1-25				RPI 26-50				RPI 51-100				RPI 101+				Team's RPI: 287	
RPI	S	Opponent	Score	RPI	S	Opponent	Score	RPI	S	Opponent	Score	RPI	S	Opponent	Score		
								65	H	Quinnipiac	39 64	122	A	Fordham	61 65		
								72	H	Drexel	39 53	144	A	Marist	69 51		
								75	H	Wright St.	44 60	144	H	Marist	51 62		
												150	H	Stony Brook	48 79		
												188	A	Rider	60 57		
												188	H	Rider	63 73		
												200	A	Holy Cross	53 61		
												227	A	Albany (NY)	54 60		
												228	H	Sacred Heart	46 74		
												246	A	Niagara	51 61		
												246	H	Niagara	54 58		
												247	A	Monmouth	63 71		
												263	A	St. Francis Brooklyn	65 73		
												279	A	Canisius	44 47		
												285	A	Siena	56 62		
												285	H	Siena	52 48		
												294	H	Fairfield	47 41		
												323	H	Iona	55 33		
												326	H	Lafayette	60 49		
												333	H	Detroit Mercy	56 58		
												335	A	Saint Peter's	62 44		
												351	H	LIU Brooklyn	61 46		
LAST 12 Division I GAMES:																	
				188	A	Rider	60 57			294	H	Fairfield	47 41				
				65	H	Quinnipiac	39 64			144	A	Marist	69 51				
				247	A	Monmouth	63 71			246	H	Niagara	54 58				
				335	A	Saint Peter's	62 44			188	H	Rider	63 73				
				144	H	Marist	51 62			323	H	Iona	55 33				
				285	H	Siena	52 48			285	A	Siena	56 62				

Non-Div I Games:

Manhattan

■ Loss,
■ Non-Conf,
■ S Site,
■ H Home
■ A Away
N Neutral

Average RPI Win: 247	WON-LOST	WINNING	LAST 10	STRENGTH OF	OPP. STRENGTH	TEAM	ADJ.	CONF.	ADJ CONF.
Average RPI Loss: 151	RECORD	PCT. RANK	GAMES	SCHEDULE	OF SCHEDULE	RPI	RPI	RPI	RPI
DIV. I ONLY	19- 8	70	1- 0	281	236	144	144	26	26
DIV. I NON-CONF.	8- 4	91	0- 0	208	116	106	106	27	27
TOTALS	RPI 1-25	RPI 26-50	W-L RECORDS	RPI 51-100	RPI 101-150	RPI 150+			
19- 8	0- 0	0- 0	OVERALL	1- 4	0- 0	18- 4			
8- 4	0- 0	0- 0	HOME	1- 1	0- 0	7- 3			
9- 3	0- 0	0- 0	AWAY	0- 2	0- 0	9- 1			
2- 1	0- 0	0- 0	NEUTRAL	0- 1	0- 0	2- 0			
8- 4	0- 0	0- 0	NON-CONFERENCE	1- 3	0- 0	7- 1			
3- 1	0- 0	0- 0	HOME	1- 0	0- 0	2- 1			
3- 2	0- 0	0- 0	AWAY	0- 2	0- 0	3- 0			
2- 1	0- 0	0- 0	NEUTRAL	0- 1	0- 0	2- 0			
11- 4	0- 0	0- 0	CONFERENCE	0- 1	0- 0	11- 3			
5- 3	0- 0	0- 0	HOME	0- 1	0- 0	5- 2			
6- 1	0- 0	0- 0	AWAY	0- 0	0- 0	6- 1			
0- 0	0- 0	0- 0	NEUTRAL	0- 0	0- 0	0- 0			

RPI 1-25				RPI 26-50				RPI 51-100				RPI 101+				Team's RPI: 144	
RPI	S	Opponent	Score	RPI	S	Opponent	Score	RPI	S	Opponent	Score	RPI	S	Opponent	Score		
								65	H	Quinnipiac	69 76	156	H	Boston U.	68 57		
								75	N	Wright St.	60 76	164	H	Temple	74 68		
								77	A	Princeton	57 60	188	A	Rider	64 70		
								88	H	Northeastern	90 84	188	H	Rider	58 68		
								91	A	Duke	56 64	206	N	Stetson	76 69		
												211	A	Elon	61 57		
												227	A	Albany (NY)	74 56		
												233	A	Navy	72 48		
												234	H	Massachusetts	55 70		
												246	A	Niagara	87 58		
												247	H	Monmouth	69 45		
												251	N	Hofstra	71 57		
												279	A	Canisius	71 66		
												279	H	Canisius	66 50		
												285	A	Siena	73 58		
												285	H	Siena	88 59		
												287	A	Manhattan	62 51		
												287	H	Manhattan	51 69		
												294	A	Fairfield	56 46		
												294	H	Fairfield	85 44		
												323	H	Iona	76 36		
												335	A	Saint Peter's	62 42		
LAST 12 Division I GAMES:																	
				294	H	Fairfield	85 44					287	H	Manhattan	51 69		
				279	H	Canisius	66 50					335	A	Saint Peter's	62 42		
				188	A	Rider	64 70					323	H	Iona	76 36		
				287	A	Manhattan	62 51					285	H	Siena	88 59		
				285	A	Siena	73 58					247	H	Monmouth	69 45		
				188	H	Rider	58 68					294	A	Fairfield	56 46		

Non-Div I Games:

Marist

Average RPI Win:	109	WON-LOST	WINNING	LAST 10	STRENGTH OF	OPP. STRENGTH	TEAM	ADJ.	CONF.	ADJ CONF.
Average RPI Loss:	32	RECORD	PCT. RANK	GAMES	SCHEDULE	OF SCHEDULE	RPI	RPI	RPI	RPI
DIV. I ONLY	22- 4	14	1- 0	18	32	9	9	6	6	
DIV. I NON-CONF.	9- 3	61	1- 0	22	24	19	19	4	4	
TOTALS	RPI 1-25	RPI 26-50	W-L RECORDS	RPI 51-100	RPI 101-150	RPI 150+				
22- 4	0- 3	6- 0	OVERALL	6- 0	6- 1	4- 0				
14- 1	0- 1	4- 0	HOME	4- 0	4- 0	2- 0				
8- 3	0- 2	2- 0	AWAY	2- 0	2- 1	2- 0				
0- 0	0- 0	0- 0	NEUTRAL	0- 0	0- 0	0- 0				
9- 3	0- 3	2- 0	NON-CONFERENCE	2- 0	2- 0	3- 0				
7- 1	0- 1	2- 0	HOME	2- 0	1- 0	2- 0				
2- 2	0- 2	0- 0	AWAY	0- 0	1- 0	1- 0				
0- 0	0- 0	0- 0	NEUTRAL	0- 0	0- 0	0- 0				
13- 1	0- 0	4- 0	CONFERENCE	4- 0	4- 1	1- 0				
7- 0	0- 0	2- 0	HOME	2- 0	3- 0	0- 0				
6- 1	0- 0	2- 0	AWAY	2- 0	1- 1	1- 0				
0- 0	0- 0	0- 0	NEUTRAL	0- 0	0- 0	0- 0				

RPI 1-25				Team's RPI: 9		RPI 26-50				RPI 51-100				RPI 101+			
RPI	S	Opponent	Score	RPI	S	Opponent	Score	RPI	S	Opponent	Score	RPI	S	Opponent	Score		
1	H	Notre Dame	63 87	26	A	DePaul	93 87	62	A	Butler	87 58	101	A	Northwestern	76 57		
7	A	Mississippi St.	82 87	26	H	DePaul	96 63	63	H	Green Bay	80 54	103	A	St. John's (NY)	74 81		
17	A	Miami (FL)	55 63	33	H	South Dakota St.	91 52	78	H	UNI	102 61	103	H	St. John's (NY)	83 73		
				43	A	Villanova	91 55	94	A	Georgetown	72 62	112	H	Creighton	85 67		
				43	H	Villanova	93 55	94	H	Georgetown	59 52	126	A	Seton Hall	109 63		
				49	H	Michigan	85 74	100	H	Providence	85 46	126	H	Seton Hall	96 60		
												149	H	Montana St.	100 52		
												183	A	Milwaukee	83 74		
												192	A	Xavier	90 44		
												258	H	Binghamton	93 40		
												340	H	UIC	96 32		
LAST 12 Division I GAMES:																	
78	H	UNI	102 61	26	A	DePaul	93 87										
17	A	Miami (FL)	55 63	62	A	Butler	87 58										
126	A	Seton Hall	109 63	192	A	Xavier	90 44										
103	A	St. John's (NY)	74 81	103	H	St. John's (NY)	83 73										
43	H	Villanova	93 55	126	H	Seton Hall	96 60										
94	H	Georgetown	59 52	94	A	Georgetown	72 62										

Non-Div I Games:

Marquette

Average RPI Win:	242	WON-LOST	WINNING	LAST 10	STRENGTH OF	OPP. STRENGTH	TEAM	ADJ.	CONF.	ADJ CONF.
Average RPI Loss:	138	RECORD	PCT. RANK	GAMES	SCHEDULE	OF SCHEDULE	RPI	RPI	RPI	RPI
DIV. I ONLY	14- 11	139	1- 0	296	142	194	194	14	14	
DIV. I NON-CONF.	5- 7	206	0- 0	343	179	329	329	18	18	
TOTALS	RPI 1-25	RPI 26-50	W-L RECORDS	RPI 51-100	RPI 101-150	RPI 150+				
14- 11	0- 0	0- 2	OVERALL	2- 0	1- 4	11- 5				
9- 4	0- 0	0- 1	HOME	1- 0	1- 1	7- 2				
5- 7	0- 0	0- 1	AWAY	1- 0	0- 3	4- 3				
0- 0	0- 0	0- 0	NEUTRAL	0- 0	0- 0	0- 0				
5- 7	0- 0	0- 1	NON-CONFERENCE	0- 0	0- 2	5- 4				
5- 2	0- 0	0- 0	HOME	0- 0	0- 1	5- 1				
0- 5	0- 0	0- 1	AWAY	0- 0	0- 1	0- 3				
0- 0	0- 0	0- 0	NEUTRAL	0- 0	0- 0	0- 0				
9- 4	0- 0	0- 1	CONFERENCE	2- 0	1- 2	6- 1				
4- 2	0- 0	0- 1	HOME	1- 0	1- 0	2- 1				
5- 2	0- 0	0- 0	AWAY	1- 0	0- 2	4- 0				
0- 0	0- 0	0- 0	NEUTRAL	0- 0	0- 0	0- 0				

RPI S	Opponent	Score	RPI S	Opponent	Score	RPI S	Opponent	Score	RPI S	Opponent	Score	Team's RPI: 194
37	H Rice	67 79	41	A Clemson	54 68	66	A Middle Tenn.	59 53	114	A UAB	59 77	
						74	H Old Dominion	57 48	116	H Towson	69 76	
									127	A Western Ky.	55 85	
									135	H Charlotte	63 62	
									143	A Appalachian St.	52 74	
									162	A Southern Ill.	49 58	
									166	H Louisiana Tech	90 88	
									176	H North Texas	67 55	
									181	A Wisconsin	49 67	
									185	H Southern Miss.	52 64	
									189	H Indiana St.	53 62	
									220	A Bowling Green	76 99	
									274	A UTEP	63 60	
									284	H Cleveland St.	86 64	
									295	H Tennessee St.	80 59	
									298	A Fla. Atlantic	72 67	
									300	A UTSA	79 72	
									314	A FIU	86 58	
									328	H Coppin St.	88 67	
									336	H Evansville	72 65	
									343	H Delaware St.	75 63	
LAST 12 Division I GAMES:												
66	A Middle Tenn.	59 53	185	H Southern Miss.	52 64							
114	A UAB	59 77	166	H Louisiana Tech	90 88							
37	H Rice	67 79	314	A FIU	86 58							
176	H North Texas	67 55	298	A Fla. Atlantic	72 67							
300	A UTSA	79 72	127	A Western Ky.	55 85							
274	A UTEP	63 60	135	H Charlotte	63 62							

Non-Div I Games: Bluefield St. 82 29

Marshall

Maryland

Through Games Of Feb. 20, 2019

Average RPI Win:	136	WON-LOST	WINNING	LAST 10	STRENGTH OF	OPP. STRENGTH	TEAM	ADJ.	CONF.	ADJ CONF.
Average RPI Loss:	21	RECORD	PCT. RANK	GAMES	SCHEDULE	OF SCHEDULE	RPI	RPI	RPI	RPI
DIV. I ONLY	23- 3	7	0- 1	97	31	16	16	4	4	
DIV. I NON-CONF.	11- 0	1	0- 0	211	86	24	24	6	6	
TOTALS	RPI 1-25	RPI 26-50	W-L RECORDS	RPI 51-100	RPI 101-150	RPI 150+				
23- 3	2- 2	3- 1	OVERALL	5- 0	6- 0	7- 0				
12- 1	0- 1	3- 0	HOME	2- 0	3- 0	4- 0				
9- 2	2- 1	0- 1	AWAY	3- 0	2- 0	2- 0				
2- 0	0- 0	0- 0	NEUTRAL	0- 0	1- 0	1- 0				
11- 0	1- 0	2- 0	NON-CONFERENCE	0- 0	3- 0	5- 0				
6- 0	0- 0	2- 0	HOME	0- 0	1- 0	3- 0				
3- 0	1- 0	0- 0	AWAY	0- 0	1- 0	1- 0				
2- 0	0- 0	0- 0	NEUTRAL	0- 0	1- 0	1- 0				
12- 3	1- 2	1- 1	CONFERENCE	5- 0	3- 0	2- 0				
6- 1	0- 1	1- 0	HOME	2- 0	2- 0	1- 0				
6- 2	1- 1	0- 1	AWAY	3- 0	1- 0	1- 0				
0- 0	0- 0	0- 0	NEUTRAL	0- 0	0- 0	0- 0				

RPI	S	Opponent	Score	RPI	S	Opponent	Score	RPI	S	Opponent	Score	RPI	S	Opponent	Score
8	A	Iowa	73 86	31	A	Michigan St.	60 77	54	A	Indiana	76 56	101	H	Northwestern	72 57
15	A	South Carolina	85 61	36	H	James Madison	87 63	86	A	Nebraska	81 63	111	N	Georgia	58 51
25	A	Rutgers	62 48	38	H	Georgia Tech	67 54	86	H	Nebraska	89 63	115	H	Dayton	82 71
25	H	Rutgers	65 73	49	H	Michigan	83 69	92	A	Ohio St.	70 57	137	A	Penn St.	77 61
								92	H	Ohio St.	75 69	137	H	Penn St.	79 67
												146	A	Delaware	77 53
												181	H	Wisconsin	75 57
												193	A	George Washington	69 30
												196	A	Illinois	80 66
												289	H	Loyola Maryland	83 48
												302	N	Morgan St.	68 44
												319	H	UMBC	92 61
												328	H	Coppin St.	93 36
LAST 12 Division I GAMES:															
8	A	Iowa	73 86	54	A	Indiana	76 56								
86	H	Nebraska	89 63	92	A	Ohio St.	70 57								
25	A	Rutgers	62 48	137	H	Penn St.	79 67								
101	H	Northwestern	72 57	31	A	Michigan St.	60 77								
196	A	Illinois	80 66	49	H	Michigan	83 69								
181	H	Wisconsin	75 57	86	A	Nebraska	81 63								

Non-Div I Games:

Maryland

Loss, Non-Conf, S Site, H Home A Away N Neutral

Massachusetts

Through Games Of Feb. 20, 2019

Average RPI Win:	226	WON-LOST	WINNING	LAST 10	STRENGTH OF	OPP. STRENGTH	TEAM	ADJ.	CONF.	ADJ CONF.
Average RPI Loss:	186	RECORD	PCT. RANK	GAMES	SCHEDULE	OF SCHEDULE	RPI	RPI	RPI	RPI
DIV. I ONLY	13- 14	178	0- 1	268	245	234	234	17	17	
DIV. I NON-CONF.	8- 6	138	0- 0	256	329	200	200	16	16	
TOTALS	RPI 1-25	RPI 26-50	W-L RECORDS	RPI 51-100	RPI 101-150	RPI 150+				
13- 14	0- 0	0- 1	OVERALL	0- 2	2- 3	11- 8				
8- 6	0- 0	0- 0	HOME	0- 0	0- 1	8- 5				
4- 7	0- 0	0- 0	AWAY	0- 2	2- 2	2- 3				
1- 1	0- 0	0- 1	NEUTRAL	0- 0	0- 0	1- 0				
8- 6	0- 0	0- 1	NON-CONFERENCE	0- 1	1- 1	7- 3				
5- 2	0- 0	0- 0	HOME	0- 0	0- 0	5- 2				
2- 3	0- 0	0- 0	AWAY	0- 1	1- 1	1- 1				
1- 1	0- 0	0- 1	NEUTRAL	0- 0	0- 0	1- 0				
5- 8	0- 0	0- 0	CONFERENCE	0- 1	1- 2	4- 5				
3- 4	0- 0	0- 0	HOME	0- 0	0- 1	3- 3				
2- 4	0- 0	0- 0	AWAY	0- 1	1- 1	1- 2				
0- 0	0- 0	0- 0	NEUTRAL	0- 0	0- 0	0- 0				

RPI S	Opponent	Score	RPI S	Opponent	Score	RPI S	Opponent	Score	RPI S	Opponent	Score	Team's RPI: 234
48 N	Bucknell	58 77	88 A	Northeastern	52 53	95 A	VCU	48 52	115 A	Dayton	47 75	
									116 A	Towson	53 78	
									142 A	Davidson	70 58	
									142 H	Davidson	49 64	
									144 A	Marist	70 55	
									151 H	Duquesne	69 66	
									156 H	Boston U.	66 55	
									187 H	Saint Louis	70 66	
									193 H	George Washington	59 66	
									221 H	George Mason	52 70	
									224 H	UTRGV	74 70	
									228 H	Sacred Heart	78 61	
									230 H	St. Bonaventure	63 64	
									239 H	Rhode Island	56 34	
									242 A	Saint Joseph's	54 55	
									244 H	North Dakota	52 59	
									262 A	Richmond	58 62	
									264 A	Brown	90 61	
									285 A	Siena	59 64	
									293 A	La Salle	74 60	
									294 N	Fairfield	59 49	
									304 H	Incarnate Word	71 59	
									313 H	Central Conn. St.	74 59	
									327 H	UMass Lowell	59 62	
LAST 12 Division I GAMES:												
193 H	George Washington	59 66	95 A	VCU	48 52							
142 H	Davidson	49 64	230 H	St. Bonaventure	63 64							
242 A	Saint Joseph's	54 55	142 A	Davidson	70 58							
239 H	Rhode Island	56 34	221 H	George Mason	52 70							
151 H	Duquesne	69 66	293 A	La Salle	74 60							
262 A	Richmond	58 62	115 A	Dayton	47 75							

Non-Div I Games:

Massachusetts

■ Loss,
 ■ Non-Conf,
 ■ S Site,
 ■ H Home
 ■ A Away
 N Neutral

Average RPI Win:	281	WON-LOST	WINNING	LAST 10	STRENGTH OF	OPP. STRENGTH	TEAM	ADJ.	CONF.	ADJ CONF.
Average RPI Loss:	187	RECORD	PCT. RANK	GAMES	SCHEDULE	OF SCHEDULE	RPI	RPI	RPI	RPI
DIV. I ONLY	4- 17	321	0- 1	246	291	318	318	25	25	
DIV. I NON-CONF.	0- 8	336	0- 0	73	223	307	307	23	23	
TOTALS	RPI 1-25	RPI 26-50	W-L RECORDS	RPI 51-100	RPI 101-150	RPI 150+				
4- 17	0- 0	0- 2	OVERALL	0- 3	0- 1	4- 11				
2- 7	0- 0	0- 0	HOME	0- 2	0- 0	2- 5				
2- 10	0- 0	0- 2	AWAY	0- 1	0- 1	2- 6				
0- 0	0- 0	0- 0	NEUTRAL	0- 0	0- 0	0- 0				
0- 8	0- 0	0- 2	NON-CONFERENCE	0- 1	0- 1	0- 4				
0- 2	0- 0	0- 0	HOME	0- 0	0- 0	0- 2				
0- 6	0- 0	0- 2	AWAY	0- 1	0- 1	0- 2				
0- 0	0- 0	0- 0	NEUTRAL	0- 0	0- 0	0- 0				
4- 9	0- 0	0- 0	CONFERENCE	0- 2	0- 0	4- 7				
2- 5	0- 0	0- 0	HOME	0- 2	0- 0	2- 3				
2- 4	0- 0	0- 0	AWAY	0- 0	0- 0	2- 4				
0- 0	0- 0	0- 0	NEUTRAL	0- 0	0- 0	0- 0				

RPI S	Opponent	Score	RPI S	Opponent	Score	RPI S	Opponent	Score	RPI S	Opponent	Score	Team's RPI: 318
30	A Texas	40 96	60	A LSU	36 86	114	A UAB	48 91				
37	A Rice	65 93	68	H Lamar University	62 64	165	A Abilene Christian	52 109				
			76	H SFA	48 97	166	H Louisiana Tech	48 89				
						174	A Nicholls St.	69 68				
						179	H Sam Houston St.	80 93				
						198	A Grambling	51 75				
						245	H Louisiana	59 70				
						283	A Central Ark.	45 76				
						296	A New Orleans	76 88				
						304	H Incarnate Word	66 68				
						307	A Southeastern La.	75 70				
						307	H Southeastern La.	62 56				
						312	A La.-Monroe	60 69				
						325	A Northwestern St.	63 82				
						325	H Northwestern St.	73 89				
						337	H Houston Baptist	81 71				
LAST 12 Division I GAMES:												
283	A Central Ark.	45 76	337	H Houston Baptist	81 71							
307	A Southeastern La.	75 70	307	H Southeastern La.	62 56							
76	H SFA	48 97	174	A Nicholls St.	69 68							
325	H Northwestern St.	73 89	296	A New Orleans	76 88							
179	H Sam Houston St.	80 93	165	A Abilene Christian	52 109							
68	H Lamar University	62 64	325	A Northwestern St.	63 82							

Non-Div I Games: LSU-Alexandria 60 68 Southern-N.O. 106 54 Louisiana Col. 86 68

McNeese

Loss, Non-Conf, S Site, H Home A Away N Neutral

Average RPI Win:	218	WON-LOST	WINNING	LAST 10	STRENGTH OF	OPP. STRENGTH	TEAM	ADJ.	CONF.	ADJ CONF.
Average RPI Loss:	139	RECORD	PCT. RANK	GAMES	SCHEDULE	OF SCHEDULE	RPI	RPI	RPI	RPI
DIV. I ONLY	10- 16	241	0- 1	117	176	201	201	9	9	
DIV. I NON-CONF.	5- 8	224	0- 0	213	294	276	276	9	9	
TOTALS	RPI 1-25	RPI 26-50	W-L RECORDS	RPI 51-100	RPI 101-150	RPI 150+				
10- 16	0- 2	0- 0	OVERALL	0- 4	2- 2	8- 8				
6- 8	0- 1	0- 0	HOME	0- 3	0- 1	6- 3				
3- 8	0- 1	0- 0	AWAY	0- 1	2- 1	1- 5				
1- 0	0- 0	0- 0	NEUTRAL	0- 0	0- 0	1- 0				
5- 8	0- 0	0- 0	NON-CONFERENCE	0- 2	0- 1	5- 5				
4- 4	0- 0	0- 0	HOME	0- 2	0- 0	4- 2				
0- 4	0- 0	0- 0	AWAY	0- 0	0- 1	0- 3				
1- 0	0- 0	0- 0	NEUTRAL	0- 0	0- 0	1- 0				
5- 8	0- 2	0- 0	CONFERENCE	0- 2	2- 1	3- 3				
2- 4	0- 1	0- 0	HOME	0- 1	0- 1	2- 1				
3- 4	0- 1	0- 0	AWAY	0- 1	2- 0	1- 2				
0- 0	0- 0	0- 0	NEUTRAL	0- 0	0- 0	0- 0				

RPI	S	Opponent	Score	RPI	S	Opponent	Score	RPI	S	Opponent	Score	RPI	S	Opponent	Score	Team's RPI: 201
6	A	UConn	45 102					61	H	Little Rock	60 63	114	A	UAB	54 85	
18	H	UCF	55 68					79	H	Toledo	48 58	134	A	South Fla.	47 40	
								85	A	Cincinnati	56 80	147	A	Tulane	65 59	
								85	H	Cincinnati	69 89	147	H	Tulane	61 62	
												155	A	Tulsa	39 46	
												155	H	Tulsa	59 56	
												163	N	Mercer	59 53	
												166	H	Louisiana Tech	50 66	
												180	A	Coastal Caro.	71 90	
												184	A	Arkansas St.	66 77	
												193	A	George Washington	38 51	
												210	A	East Carolina	59 68	
												210	H	East Carolina	58 46	
												214	H	Southeast Mo. St.	69 57	
												250	A	Wichita St.	71 50	
												250	H	Wichita St.	48 57	
												277	H	Samford	53 48	
												290	H	Jackson St.	68 67	
												296	H	New Orleans	59 66	
												341	H	N.C. Central	77 56	
LAST 12 Division I GAMES:																
6	A	UConn	45 102	147	H	Tulane	61 62									
147	A	Tulane	65 59	85	A	Cincinnati	56 80									
85	H	Cincinnati	69 89	134	A	South Fla.	47 40									
210	A	East Carolina	59 68	210	H	East Carolina	58 46									
250	H	Wichita St.	48 57	250	A	Wichita St.	71 50									
155	H	Tulsa	59 56	155	A	Tulsa	39 46									

Non-Div I Games:

Memphis

■ Loss,
 ■ Non-Conf,
 ■ S Site,
 ■ H Home
 ■ A Away
 N Neutral

Average RPI Win:	249	WON-LOST	WINNING	LAST 10	STRENGTH OF	OPP. STRENGTH	TEAM	ADJ.	CONF.	ADJ CONF.
Average RPI Loss:	135	RECORD	PCT. RANK	GAMES	SCHEDULE	OF SCHEDULE	RPI	RPI	RPI	RPI
DIV. I ONLY	18- 7	63	1- 0	325	153	163	163	27	27	
DIV. I NON-CONF.	8- 7	160	0- 0	257	77	190	190	24	24	
TOTALS	RPI 1-25	RPI 26-50	W-L RECORDS	RPI 51-100	RPI 101-150	RPI 150+				
18- 7	0- 2	0- 0	OVERALL	0- 0	1- 2	17- 3				
9- 3	0- 2	0- 0	HOME	0- 0	1- 0	8- 1				
8- 3	0- 0	0- 0	AWAY	0- 0	0- 2	8- 1				
1- 1	0- 0	0- 0	NEUTRAL	0- 0	0- 0	1- 1				
8- 7	0- 2	0- 0	NON-CONFERENCE	0- 0	1- 2	7- 3				
4- 3	0- 2	0- 0	HOME	0- 0	1- 0	3- 1				
3- 3	0- 0	0- 0	AWAY	0- 0	0- 2	3- 1				
1- 1	0- 0	0- 0	NEUTRAL	0- 0	0- 0	1- 1				
10- 0	0- 0	0- 0	CONFERENCE	0- 0	0- 0	10- 0				
5- 0	0- 0	0- 0	HOME	0- 0	0- 0	5- 0				
5- 0	0- 0	0- 0	AWAY	0- 0	0- 0	5- 0				
0- 0	0- 0	0- 0	NEUTRAL	0- 0	0- 0	0- 0				

RPI 1-25				RPI 26-50				RPI 51-100				RPI 101+ Team's RPI: 163			
RPI	S	Opponent	Score	RPI	S	Opponent	Score	RPI	S	Opponent	Score	RPI	S	Opponent	Score
18	H	UCF	42 76									111	A	Georgia	60 67
20	H	Florida St.	56 57									121	A	Wake Forest	54 69
												135	H	Charlotte	57 40
												152	H	Chattanooga	65 58
												177	H	UNC Asheville	61 47
												193	A	George Washington	61 53
												201	N	Memphis	53 59
												209	A	Furman	75 60
												218	H	Florida	92 82
												220	N	Bowling Green	76 63
												229	A	Jacksonville	66 71
												237	A	Howard	85 70
												248	H	Columbia	68 72
												253	H	ETSU	64 41
												269	A	Wofford	81 79
												277	A	Samford	68 52
												277	H	Samford	76 68
												278	A	Ga. Southern	79 72
												299	H	Kennesaw St.	64 48
												310	A	UNC Greensboro	71 58
												310	H	UNC Greensboro	85 73
												334	A	Western Caro.	69 67
												334	H	Western Caro.	71 55
LAST 12 Division I GAMES:															
334	H	Western Caro.	71 55	152	H	Chattanooga	65 58								
310	H	UNC Greensboro	85 73	310	A	UNC Greensboro	71 58								
277	A	Samford	68 52	334	A	Western Caro.	69 67								
209	A	Furman	75 60	277	H	Samford	76 68								
269	A	Wofford	81 79	248	H	Columbia	68 72								
253	H	ETSU	64 41	229	A	Jacksonville	66 71								

Non-Div I Games:

Mercer

■ Loss,
■ Non-Conf, S Site,
■ Home
■ Away
N Neutral

Average RPI Win:	124	WON-LOST	WINNING	LAST 10	STRENGTH OF	OPP. STRENGTH	TEAM	ADJ.	CONF.	ADJ CONF.
Average RPI Loss:	31	RECORD	PCT. RANK	GAMES	SCHEDULE	OF SCHEDULE	RPI	RPI	RPI	RPI
DIV. I ONLY	22- 5	23	2- 1	55	4	17	17	1	1	
DIV. I NON-CONF.	12- 3	52	2- 1	137	30	48	48	1	1	
TOTALS	RPI 1-25	RPI 26-50	W-L RECORDS	RPI 51-100	RPI 101-150	RPI 150+				
22- 5	4- 3	1- 1	OVERALL	4- 1	7- 0	6- 0				
14- 2	2- 1	1- 1	HOME	3- 0	4- 0	4- 0				
6- 3	2- 2	0- 0	AWAY	1- 1	2- 0	1- 0				
2- 0	0- 0	0- 0	NEUTRAL	0- 0	1- 0	1- 0				
12- 3	1- 2	0- 0	NON-CONFERENCE	2- 1	3- 0	6- 0				
9- 1	1- 1	0- 0	HOME	2- 0	2- 0	4- 0				
1- 2	0- 1	0- 0	AWAY	0- 1	0- 0	1- 0				
2- 0	0- 0	0- 0	NEUTRAL	0- 0	1- 0	1- 0				
10- 2	3- 1	1- 1	CONFERENCE	2- 0	4- 0	0- 0				
5- 1	1- 0	1- 1	HOME	1- 0	2- 0	0- 0				
5- 1	2- 1	0- 0	AWAY	1- 0	2- 0	0- 0				
0- 0	0- 0	0- 0	NEUTRAL	0- 0	0- 0	0- 0				

RPI	S	Opponent	Score	RPI	S	Opponent	Score	RPI	S	Opponent	Score	RPI	S	Opponent	Score
1	H	Notre Dame	72 65	29	H	North Carolina	76 68	59	A	Purdue	63 74	104	H	Virginia	72 59
3	A	Louisville	79 73	41	H	Clemson	67 76	67	H	Virginia Tech	68 61	110	H	Hartford	75 62
9	H	Marquette	63 55					76	H	SFA	81 60	117	H	Boston College	76 73
11	A	Iowa St.	52 75					86	H	Nebraska	82 68	121	A	Wake Forest	72 57
12	A	Syracuse	84 71					91	A	Duke	58 50	123	A	Pittsburgh	65 51
20	A	Florida St.	58 62									138	N	Alabama	101 74
24	H	Central Mich.	80 90									141	H	Colorado	73 58
												164	H	Temple	73 61
												182	H	UMES	71 53
												191	N	Vanderbilt	90 65
												296	H	New Orleans	78 38
												314	A	FIU	94 43
												347	H	Florida A&M	103 54
LAST 12 Division I GAMES:															
110	H	Hartford	75 62	104	H	Virginia	72 59								
9	H	Marquette	63 55	20	A	Florida St.	58 62								
11	A	Iowa St.	52 75	117	H	Boston College	76 73								
3	A	Louisville	79 73	12	A	Syracuse	84 71								
123	A	Pittsburgh	65 51	29	H	North Carolina	76 68								
1	H	Notre Dame	72 65	91	A	Duke	58 50								

Non-Div I Games:

Miami (FL)

Average RPI Win:	181	WON-LOST	WINNING	LAST 10	STRENGTH OF	OPP. STRENGTH	TEAM	ADJ.	CONF.	ADJ CONF.
Average RPI Loss:	121	RECORD	PCT. RANK	GAMES	SCHEDULE	OF SCHEDULE	RPI	RPI	RPI	RPI
DIV. I ONLY	19- 4	20	1- 0	159	128	45	45	7	7	
DIV. I NON-CONF.	8- 2	52	0- 0	328	287	130	130	8	8	
TOTALS	RPI 1-25	RPI 26-50	W-L RECORDS	RPI 51-100	RPI 101-150	RPI 150+				
19- 4	1- 1	1- 1	OVERALL	5- 1	1- 0	11- 1				
8- 1	0- 0	0- 1	HOME	4- 0	1- 0	3- 0				
11- 3	1- 1	1- 0	AWAY	1- 1	0- 0	8- 1				
0- 0	0- 0	0- 0	NEUTRAL	0- 0	0- 0	0- 0				
8- 2	0- 1	0- 0	NON-CONFERENCE	1- 0	1- 0	6- 1				
3- 0	0- 0	0- 0	HOME	1- 0	1- 0	1- 0				
5- 2	0- 1	0- 0	AWAY	0- 0	0- 0	5- 1				
0- 0	0- 0	0- 0	NEUTRAL	0- 0	0- 0	0- 0				
11- 2	1- 0	1- 1	CONFERENCE	4- 1	0- 0	5- 0				
5- 1	0- 0	0- 1	HOME	3- 0	0- 0	2- 0				
6- 1	1- 0	1- 0	AWAY	1- 1	0- 0	3- 0				
0- 0	0- 0	0- 0	NEUTRAL	0- 0	0- 0	0- 0				

RPI 1-25				RPI 26-50				Team's RPI: 45	RPI 51-100				RPI 101+			
RPI	S	Opponent	Score	RPI	S	Opponent	Score		RPI	S	Opponent	Score	RPI	S	Opponent	Score
3	A	Louisville	73 95	35	A	Ohio	67 61		79	A	Toledo	65 56	125	H	High Point	68 55
24	A	Central Mich.	70 67	39	H	Buffalo	59 66		79	H	Toledo	65 64	158	A	Akron	67 61
									80	H	Kent St.	79 63	190	H	Eastern Mich.	63 58
									85	H	Cincinnati	78 65	204	H	Ball St.	60 57
									96	A	Northern Ill.	71 82	205	A	Jacksonville St.	58 41
									96	H	Northern Ill.	70 45	220	A	Bowling Green	82 75
													268	A	Western Mich.	81 62
													279	A	Canisius	62 59
													311	A	Valparaiso	68 47
													331	H	Eastern Ky.	60 44
													333	A	Detroit Mercy	78 59
													340	A	UIC	65 56
													347	A	Florida A&M	56 57
LAST 12 Division I GAMES:																
79	A	Toledo	65 56	35	A	Ohio	67 61		79	A	Toledo	65 56				
158	A	Akron	67 61	80	H	Kent St.	79 63		80	H	Kent St.	79 63				
96	H	Northern Ill.	70 45	204	H	Ball St.	60 57		204	H	Ball St.	60 57				
220	A	Bowling Green	82 75	24	A	Central Mich.	70 67		24	A	Central Mich.	70 67				
190	H	Eastern Mich.	63 58	39	H	Buffalo	59 66		39	H	Buffalo	59 66				
268	A	Western Mich.	81 62	79	H	Toledo	65 64		79	H	Toledo	65 64				

Non-Div I Games: Ohio Dominican 74 29

Miami (OH)

Average RPI Win:	173	WON-LOST	WINNING	LAST 10	STRENGTH OF	OPP. STRENGTH	TEAM	ADJ.	CONF.	ADJ CONF.
Average RPI Loss:	34	RECORD	PCT. RANK	GAMES	SCHEDULE	OF SCHEDULE	RPI	RPI	RPI	RPI
DIV. I ONLY	18- 9	84	1- 1	80	53	49	49	4	4	
DIV. I NON-CONF.	9- 3	61	1- 1	230	135	84	84	6	6	
TOTALS	RPI 1-25	RPI 26-50	W-L RECORDS	RPI 51-100	RPI 101-150	RPI 150+				
18- 9	1- 4	1- 2	OVERALL	3- 3	3- 0	10- 0				
11- 1	1- 0	0- 1	HOME	3- 0	2- 0	5- 0				
5- 7	0- 4	0- 0	AWAY	0- 3	1- 0	4- 0				
2- 1	0- 0	1- 1	NEUTRAL	0- 0	0- 0	1- 0				
9- 3	0- 2	1- 1	NON-CONFERENCE	0- 0	0- 0	8- 0				
5- 0	0- 0	0- 0	HOME	0- 0	0- 0	5- 0				
2- 2	0- 2	0- 0	AWAY	0- 0	0- 0	2- 0				
2- 1	0- 0	1- 1	NEUTRAL	0- 0	0- 0	1- 0				
9- 6	1- 2	0- 1	CONFERENCE	3- 3	3- 0	2- 0				
6- 1	1- 0	0- 1	HOME	3- 0	2- 0	0- 0				
3- 5	0- 2	0- 0	AWAY	0- 3	1- 0	2- 0				
0- 0	0- 0	0- 0	NEUTRAL	0- 0	0- 0	0- 0				

RPI	S	Opponent	Score	RPI	S	Opponent	Score	Team's RPI: 49	RPI	S	Opponent	Score	RPI	S	Opponent	Score
8	A	Iowa	61 75	28	N	Missouri	70 54		54	A	Indiana	60 70	101	H	Northwestern	79 78
8	H	Iowa	90 81	30	N	Texas	52 69		54	H	Indiana	67 58	102	H	Minnesota	76 60
9	A	Marquette	74 85	31	H	Michigan St.	73 77		59	A	Purdue	70 71	137	A	Penn St.	66 62
10	A	NC State	55 66						86	A	Nebraska	56 70	161	N	Washington	80 73
16	A	Maryland	69 83						86	H	Nebraska	67 61	175	H	Southern U.	76 35
									92	H	Ohio St.	62 58	181	A	Wisconsin	76 70
													196	A	Illinois	70 56
													241	H	Mt. St. Mary's	88 40
													268	A	Western Mich.	79 42
													302	H	Morgan St.	70 47
													306	A	Oakland	85 59
													333	H	Detroit Mercy	95 62
													351	H	LIU Brooklyn	83 38
LAST 12 Division I GAMES:																
161	N	Washington	80 73	181	A	Wisconsin	76 70									
30	N	Texas	52 69	8	H	Iowa	90 81									
196	A	Illinois	70 56	31	H	Michigan St.	73 77									
54	H	Indiana	67 58	54	A	Indiana	60 70									
137	A	Penn St.	66 62	92	H	Ohio St.	62 58									
86	H	Nebraska	67 61	8	A	Iowa	61 75									

Non-Div I Games:

Michigan

■ Loss,
■ Non-Conf,
■ S Site,
■ Home
■ A Away
N Neutral

Average RPI Win: 140		WON-LOST	WINNING	LAST 10	STRENGTH OF	OPP. STRENGTH	TEAM	ADJ.	CONF.	ADJ CONF.
Average RPI Loss: 70		RECORD	PCT. RANK	GAMES	SCHEDULE	OF SCHEDULE	RPI	RPI	RPI	RPI
DIV. I ONLY		17- 8	78	0- 1	52	34	31	31	4	4
DIV. I NON-CONF.		10- 1	17	0- 0	182	45	37	37	6	6
TOTALS	RPI 1-25	RPI 26-50		W-L RECORDS		RPI 51-100	RPI 101-150	RPI 150+		
17- 8	3- 3	1- 0		OVERALL		3- 3	3- 1	7- 1		
13- 0	3- 0	0- 0		HOME		3- 0	2- 0	5- 0		
3- 7	0- 2	1- 0		AWAY		0- 3	1- 1	1- 1		
1- 1	0- 1	0- 0		NEUTRAL		0- 0	0- 0	1- 0		
10- 1	1- 1	0- 0		NON-CONFERENCE		1- 0	2- 0	6- 0		
7- 0	1- 0	0- 0		HOME		1- 0	1- 0	4- 0		
2- 0	0- 0	0- 0		AWAY		0- 0	1- 0	1- 0		
1- 1	0- 1	0- 0		NEUTRAL		0- 0	0- 0	1- 0		
7- 7	2- 2	1- 0		CONFERENCE		2- 3	1- 1	1- 1		
6- 0	2- 0	0- 0		HOME		2- 0	1- 0	1- 0		
1- 7	0- 2	1- 0		AWAY		0- 3	0- 1	0- 1		
0- 0	0- 0	0- 0		NEUTRAL		0- 0	0- 0	0- 0		

RPI 1-25				RPI 26-50				Team's RPI: 31				RPI 51-100				RPI 101+			
RPI	S	Opponent	Score	RPI	S	Opponent	Score	RPI	S	Opponent	Score	RPI	S	Opponent	Score	RPI	S	Opponent	Score
4	H	Oregon	88 82	49	A	Michigan	77 73	54	A	Indiana	64 68	101	A	Northwestern	62 70				
8	A	Iowa	71 86					54	H	Indiana	77 61	102	H	Minnesota	86 68				
8	H	Iowa	84 70					59	H	Purdue	74 66	104	H	Virginia	91 66				
10	N	NC State	74 78					75	H	Wright St.	84 68	110	A	Hartford	74 66				
16	H	Maryland	77 60					86	A	Nebraska	71 82	181	A	Wisconsin	62 79				
25	A	Rutgers	62 76					92	A	Ohio St.	55 65	196	H	Illinois	77 60				
LAST 12 Division I GAMES:																			
				86	A	Nebraska	71 82	196	H	Illinois	77 60								
				181	A	Wisconsin	62 79	25	A	Rutgers	62 76								
				54	H	Indiana	77 61	16	H	Maryland	77 60								
				8	A	Iowa	71 86	92	A	Ohio St.	55 65								
				59	H	Purdue	74 66	102	H	Minnesota	86 68								
				49	A	Michigan	77 73	54	A	Indiana	64 68								

Non-Div I Games:

Michigan St.

Loss, Non-Conf, S Site, H Home A Away N Neutral

Average RPI Win:	201	WON-LOST	WINNING	LAST 10	STRENGTH OF	OPP. STRENGTH	TEAM	ADJ.	CONF.	ADJ CONF.
Average RPI Loss:	91	RECORD	PCT. RANK	GAMES	SCHEDULE	OF SCHEDULE	RPI	RPI	RPI	RPI
DIV. I ONLY	19- 7	58	0- 1	106	181	66	66	14	14	
DIV. I NON-CONF.	9- 4	85	0- 1	79	233	51	51	18	18	
TOTALS	RPI 1-25	RPI 26-50	W-L RECORDS	RPI 51-100	RPI 101-150	RPI 150+				
19- 7	0- 1	0- 1	OVERALL	0- 2	5- 2	14- 1				
9- 3	0- 0	0- 1	HOME	0- 1	3- 0	6- 1				
8- 4	0- 1	0- 0	AWAY	0- 1	2- 2	6- 0				
2- 0	0- 0	0- 0	NEUTRAL	0- 0	0- 0	2- 0				
9- 4	0- 1	0- 0	NON-CONFERENCE	0- 1	2- 2	7- 0				
4- 1	0- 0	0- 0	HOME	0- 1	1- 0	3- 0				
3- 3	0- 1	0- 0	AWAY	0- 0	1- 2	2- 0				
2- 0	0- 0	0- 0	NEUTRAL	0- 0	0- 0	2- 0				
10- 3	0- 0	0- 1	CONFERENCE	0- 1	3- 0	7- 1				
5- 2	0- 0	0- 1	HOME	0- 0	2- 0	3- 1				
5- 1	0- 0	0- 0	AWAY	0- 1	1- 0	4- 0				
0- 0	0- 0	0- 0	NEUTRAL	0- 0	0- 0	0- 0				

RPI 1-25				RPI 26-50				RPI 51-100 Team's RPI: 66				RPI 101+			
RPI	S	Opponent	Score	RPI	S	Opponent	Score	RPI	S	Opponent	Score	RPI	S	Opponent	Score
23	A	Kentucky	55 72	37	H	Rice	47 60	58	H	Belmont	38 45	107	A	Troy	67 64
								74	A	Old Dominion	65 70	114	H	UAB	60 44
												122	A	Fordham	49 61
												127	H	Western Ky.	81 69
												131	H	Georgia St.	69 54
												132	A	Tennessee Tech	64 68
												135	A	Charlotte	62 55
												152	N	Chattanooga	58 47
												166	H	Louisiana Tech	75 38
												176	H	North Texas	61 46
												177	H	UNC Asheville	67 46
												185	H	Southern Miss.	66 49
												191	H	Vanderbilt	65 58
												194	H	Marshall	53 59
												209	A	Furman	78 71
												215	A	UNLV	66 62
												217	N	Dartmouth	70 58
												274	A	UTEP	79 49
												298	A	Fla. Atlantic	74 55
												300	A	UTSA	72 52
												314	A	FIU	49 43
												329	H	Mississippi Val.	101 51
LAST 12 Division I GAMES:															
122	A	Fordham	49 61	114	H	UAB	60 44								
215	A	UNLV	66 62	176	H	North Texas	61 46								
194	H	Marshall	53 59	37	H	Rice	47 60								
127	H	Western Ky.	81 69	274	A	UTEP	79 49								
74	A	Old Dominion	65 70	300	A	UTSA	72 52								
135	A	Charlotte	62 55	166	H	Louisiana Tech	75 38								

Non-Div I Games:

Middle Tenn.

■ Loss,
■ Non-Conf, S Site,
■ Home
■ Away
N Neutral

Milwaukee

Through Games Of Feb. 20, 2019

Average RPI Win:	269	WON-LOST	WINNING	LAST 10	STRENGTH OF	OPP. STRENGTH	TEAM	ADJ.	CONF.	ADJ CONF.
Average RPI Loss:	91	RECORD	PCT. RANK	GAMES	SCHEDULE	OF SCHEDULE	RPI	RPI	RPI	RPI
DIV. I ONLY	12- 13	180	0- 1	189	158	183	183	20	20	
DIV. I NON-CONF.	5- 6	177	0- 0	146	104	174	174	17	17	
TOTALS	RPI 1-25	RPI 26-50	W-L RECORDS	RPI 51-100	RPI 101-150	RPI 150+				
12- 13	0- 2	0- 0	OVERALL	0- 7	1- 2	11- 2				
6- 6	0- 2	0- 0	HOME	0- 2	1- 1	5- 1				
5- 7	0- 0	0- 0	AWAY	0- 5	0- 1	5- 1				
1- 0	0- 0	0- 0	NEUTRAL	0- 0	0- 0	1- 0				
5- 6	0- 2	0- 0	NON-CONFERENCE	0- 3	0- 0	5- 1				
2- 3	0- 2	0- 0	HOME	0- 0	0- 0	2- 1				
2- 3	0- 0	0- 0	AWAY	0- 3	0- 0	2- 0				
1- 0	0- 0	0- 0	NEUTRAL	0- 0	0- 0	1- 0				
7- 7	0- 0	0- 0	CONFERENCE	0- 4	1- 2	6- 1				
4- 3	0- 0	0- 0	HOME	0- 2	1- 1	3- 0				
3- 4	0- 0	0- 0	AWAY	0- 2	0- 1	3- 1				
0- 0	0- 0	0- 0	NEUTRAL	0- 0	0- 0	0- 0				

RPI 1-25				RPI 26-50				RPI 51-100				RPI 101+ Team's RPI: 183			
RPI	S	Opponent	Score	RPI	S	Opponent	Score	RPI	S	Opponent	Score	RPI	S	Opponent	Score
9	H	Marquette	74 83					52	A	Saint Mary's (CA)	71 73	109	A	Youngstown St.	47 67
20	H	Florida St.	62 87					54	A	Indiana	66 68	109	H	Youngstown St.	71 68
								63	A	Green Bay	45 59	124	H	IUPUI	66 67
								63	H	Green Bay	62 76	167	N	UC Riverside	56 54
								75	A	Wright St.	57 61	181	H	Wisconsin	57 68
								75	H	Wright St.	69 73	244	A	North Dakota	64 46
								89	A	Fresno St.	48 65	248	H	Columbia	78 65
												266	A	Northern Ky.	54 55
												266	H	Northern Ky.	59 38
												284	A	Cleveland St.	78 60
												284	H	Cleveland St.	59 53
												306	A	Oakland	79 52
												320	A	North Dakota St.	57 55
												332	H	Purdue Fort Wayne	70 48
												333	A	Detroit Mercy	62 44
												340	H	UIC	72 53
LAST 12 Division I GAMES:															
109	A	Youngstown St.	47 67	124	H	IUPUI	66 67								
284	A	Cleveland St.	78 60	333	A	Detroit Mercy	62 44								
266	H	Northern Ky.	59 38	306	A	Oakland	79 52								
75	H	Wright St.	69 73	284	H	Cleveland St.	59 53								
63	A	Green Bay	45 59	109	H	Youngstown St.	71 68								
340	H	UIC	72 53	75	A	Wright St.	57 61								

Non-Div I Games:

Milwaukee

■ Loss,
 ■ Non-Conf,
 ■ S Site,
 ■ H Home
 ■ A Away
 N Neutral

Minnesota

Through Games Of Feb. 20, 2019

Average RPI Win:	182	WON-LOST	WINNING	LAST 10	STRENGTH OF	OPP. STRENGTH	TEAM	ADJ.	CONF.	ADJ CONF.
Average RPI Loss:	74	RECORD	PCT. RANK	GAMES	SCHEDULE	OF SCHEDULE	RPI	RPI	RPI	RPI
DIV. I ONLY	19- 7	58	1- 0	202	63	102	102	4	4	
DIV. I NON-CONF.	11- 0	1	0- 0	344	150	96	96	6	6	
TOTALS	RPI 1-25	RPI 26-50	W-L RECORDS	RPI 51-100	RPI 101-150	RPI 150+				
19- 7	2- 1	0- 2	OVERALL	2- 3	4- 0	11- 1				
13- 4	2- 1	0- 0	HOME	0- 2	2- 0	9- 1				
6- 3	0- 0	0- 2	AWAY	2- 1	2- 0	2- 0				
0- 0	0- 0	0- 0	NEUTRAL	0- 0	0- 0	0- 0				
11- 0	1- 0	0- 0	NON-CONFERENCE	0- 0	1- 0	9- 0				
9- 0	1- 0	0- 0	HOME	0- 0	0- 0	8- 0				
2- 0	0- 0	0- 0	AWAY	0- 0	1- 0	1- 0				
0- 0	0- 0	0- 0	NEUTRAL	0- 0	0- 0	0- 0				
8- 7	1- 1	0- 2	CONFERENCE	2- 3	3- 0	2- 1				
4- 4	1- 1	0- 0	HOME	0- 2	2- 0	1- 1				
4- 3	0- 0	0- 2	AWAY	2- 1	1- 0	1- 0				
0- 0	0- 0	0- 0	NEUTRAL	0- 0	0- 0	0- 0				

RPI S	Opponent	Score	RPI S	Opponent	Score	RPI S	Opponent	Score	RPI S	Opponent	Score	Team's RPI: 102
8	H Iowa	63 81	31	A Michigan St.	68 86	54	A Indiana	65 61	101	A Northwestern	61 54	
12	H Syracuse	72 68	49	A Michigan	60 76	59	A Purdue	65 45	101	H Northwestern	73 64	
25	H Rutgers	60 46				59	H Purdue	53 64	117	A Boston College	77 69	
						86	A Nebraska	57 63	137	H Penn St.	97 67	
						92	H Ohio St.	55 65	181	A Wisconsin	78 50	
									181	H Wisconsin	74 56	
									192	A Xavier	78 53	
									196	H Illinois	62 66	
									225	H Cornell	65 45	
									239	H Rhode Island	91 71	
									259	H San Diego	53 48	
									282	H Air Force	67 50	
									304	H Incarnate Word	75 39	
									309	H New Hampshire	70 47	
									328	H Coppin St.	84 52	
									346	H Ark.-Pine Bluff	84 42	
LAST 12 Division I GAMES:												
137	H Penn St.	97 67	92	H Ohio St.	55 65							
59	A Purdue	65 45	59	H Purdue	53 64							
101	H Northwestern	73 64	86	A Nebraska	57 63							
54	A Indiana	65 61	181	A Wisconsin	78 50							
25	H Rutgers	60 46	8	H Iowa	63 81							
101	A Northwestern	61 54	31	A Michigan St.	68 86							

Non-Div I Games:

Minnesota

Loss, Non-Conf, S Site, H Home A Away N Neutral

Mississippi St.

Through Games Of Feb. 20, 2019

Average RPI Win:	125	WON-LOST	WINNING	LAST 10	STRENGTH OF	OPP. STRENGTH	TEAM	ADJ.	CONF.	ADJ CONF.
Average RPI Loss:	16	RECORD	PCT. RANK	GAMES	SCHEDULE	OF SCHEDULE	RPI	RPI	RPI	RPI
DIV. I ONLY	23- 2	3	1- 0	34	39	7	7	5	5	
DIV. I NON-CONF.	12- 1	11	0- 0	76	51	13	13	5	5	
TOTALS	RPI 1-25	RPI 26-50	W-L RECORDS	RPI 51-100	RPI 101-150	RPI 150+				
23- 2	4- 1	2- 1	OVERALL	5- 0	3- 0	9- 0				
12- 1	3- 0	1- 1	HOME	1- 0	1- 0	6- 0				
11- 1	1- 1	1- 0	AWAY	4- 0	2- 0	3- 0				
0- 0	0- 0	0- 0	NEUTRAL	0- 0	0- 0	0- 0				
12- 1	1- 1	1- 0	NON-CONFERENCE	2- 0	1- 0	7- 0				
7- 0	1- 0	0- 0	HOME	1- 0	0- 0	5- 0				
5- 1	0- 1	1- 0	AWAY	1- 0	1- 0	2- 0				
0- 0	0- 0	0- 0	NEUTRAL	0- 0	0- 0	0- 0				
11- 1	3- 0	1- 1	CONFERENCE	3- 0	2- 0	2- 0				
5- 1	2- 0	1- 1	HOME	0- 0	1- 0	1- 0				
6- 0	1- 0	0- 0	AWAY	3- 0	1- 0	1- 0				
0- 0	0- 0	0- 0	NEUTRAL	0- 0	0- 0	0- 0				

RPI 1-25				RPI 26-50				RPI 51-100				RPI 101+			
RPI	S	Opponent	Score	RPI	S	Opponent	Score	RPI	S	Opponent	Score	RPI	S	Opponent	Score
4	A	Oregon	74 82	28	H	Missouri	67 75	53	A	Auburn	85 59	104	A	Virginia	72 44
9	H	Marquette	87 82	30	A	Texas	67 49	60	A	LSU	68 35	111	H	Georgia	80 71
15	H	South Carolina	89 74	40	H	Tennessee	91 63	61	A	Little Rock	98 63	138	A	Alabama	65 49
21	A	Texas A&M	92 64					68	H	Lamar University	104 53	161	A	Washington	103 56
23	H	Kentucky	86 71					81	A	Arkansas	93 69	185	A	Southern Miss.	86 42
												206	H	Ole Miss	80 49
												209	H	Furman	106 41
												214	H	Southeast Mo. St.	88 53
												218	A	Florida	90 42
												245	H	Louisiana	104 36
												290	H	Jackson St.	105 38
												328	H	Coppin St.	110 38
LAST 12 Division I GAMES:															
21	A	Texas A&M	92 64	218	A	Florida	90 42								
28	H	Missouri	67 75	15	H	South Carolina	89 74								
40	H	Tennessee	91 63	53	A	Auburn	85 59								
138	A	Alabama	65 49	111	H	Georgia	80 71								
60	A	LSU	68 35	23	H	Kentucky	86 71								
206	H	Ole Miss	80 49	81	A	Arkansas	93 69								

Non-Div I Games:

Mississippi St.

Loss, Non-Conf, S Site, H Home A Away N Neutral

Average RPI Win:	265	WON-LOST	WINNING	LAST 10	STRENGTH OF	OPP. STRENGTH	TEAM	ADJ.	CONF.	ADJ CONF.
Average RPI Loss:	211	RECORD	PCT. RANK	GAMES	SCHEDULE	OF SCHEDULE	RPI	RPI	RPI	RPI
DIV. I ONLY	4- 20	325	0- 1	288	340	329	329	29	29	
DIV. I NON-CONF.	1- 10	330	0- 0	102	312	274	274	28	28	
TOTALS	RPI 1-25	RPI 26-50	W-L RECORDS	RPI 51-100	RPI 101-150	RPI 150+				
4- 20	0- 0	0- 1	OVERALL	0- 1	0- 2	4- 16				
1- 6	0- 0	0- 0	HOME	0- 0	0- 0	1- 6				
3- 13	0- 0	0- 1	AWAY	0- 1	0- 1	3- 10				
0- 1	0- 0	0- 0	NEUTRAL	0- 0	0- 1	0- 0				
1- 10	0- 0	0- 1	NON-CONFERENCE	0- 1	0- 2	1- 6				
0- 1	0- 0	0- 0	HOME	0- 0	0- 0	0- 1				
1- 8	0- 0	0- 1	AWAY	0- 1	0- 1	1- 5				
0- 1	0- 0	0- 0	NEUTRAL	0- 0	0- 1	0- 0				
3- 10	0- 0	0- 0	CONFERENCE	0- 0	0- 0	3- 10				
1- 5	0- 0	0- 0	HOME	0- 0	0- 0	1- 5				
2- 5	0- 0	0- 0	AWAY	0- 0	0- 0	2- 5				
0- 0	0- 0	0- 0	NEUTRAL	0- 0	0- 0	0- 0				

RPI S	Opponent	Score	RPI S	Opponent	Score	RPI S	Opponent	Score	RPI S	Opponent	Score	Team's RPI: 329
34	A TCU	47 96	66	A Middle Tenn.	51 101	107	N Troy	54 75	128	A UT Martin	51 110	
						174	A Nicholls St.	47 72	175	A Southern U.	67 74	
						175	H Southern U.	46 67	178	H North Ala.	72 86	
						184	A Arkansas St.	57 60	185	A Southern Miss.	60 67	
						197	H Prairie View	65 75	198	A Grambling	54 52	
						226	A SMU	47 62	231	H Texas Southern	50 68	
						257	A Alabama St.	67 73	257	H Alabama St.	64 62	
						260	A Austin Peay	95 89	290	A Jackson St.	56 87	
						297	A Alabama A&M	70 78	297	H Alabama A&M	60 80	
						312	A La.-Monroe	65 72	346	A Ark.-Pine Bluff	62 56	
						350	A Alcorn	63 73	350	H Alcorn	80 81	
LAST 12 Division I GAMES:												
175	H Southern U.	46 67	231	H Texas Southern	50 68							
350	H Alcorn	80 81	197	H Prairie View	65 75							
257	A Alabama St.	67 73	175	A Southern U.	67 74							
297	A Alabama A&M	70 78	350	A Alcorn	63 73							
198	A Grambling	54 52	257	H Alabama St.	64 62							
290	A Jackson St.	56 87	297	H Alabama A&M	60 80							

Non-Div I Games:

Mississippi Val.

■ Loss,
 ■ Non-Conf,
 ■ S Site,
 ■ H Home
 ■ A Away
 N Neutral

Average RPI Win:	128	WON-LOST	WINNING	LAST 10	STRENGTH OF	OPP. STRENGTH	TEAM	ADJ.	CONF.	ADJ CONF.
Average RPI Loss:	63	RECORD	PCT. RANK	GAMES	SCHEDULE	OF SCHEDULE	RPI	RPI	RPI	RPI
DIV. I ONLY	19- 8	70	1- 0	33	55	28	28	5	5	
DIV. I NON-CONF.	11- 3	56	1- 0	67	103	40	40	5	5	
TOTALS	RPI 1-25	RPI 26-50	W-L RECORDS	RPI 51-100	RPI 101-150	RPI 150+				
19- 8	2- 2	2- 3	OVERALL	5- 2	1- 0	9- 1				
11- 3	1- 0	0- 2	HOME	3- 1	1- 0	6- 0				
6- 4	1- 2	2- 0	AWAY	0- 1	0- 0	3- 1				
2- 1	0- 0	0- 1	NEUTRAL	2- 0	0- 0	0- 0				
11- 3	0- 0	1- 2	NON-CONFERENCE	3- 1	0- 0	7- 0				
5- 2	0- 0	0- 1	HOME	1- 1	0- 0	4- 0				
4- 0	0- 0	1- 0	AWAY	0- 0	0- 0	3- 0				
2- 1	0- 0	0- 1	NEUTRAL	2- 0	0- 0	0- 0				
8- 5	2- 2	1- 1	CONFERENCE	2- 1	1- 0	2- 1				
6- 1	1- 0	0- 1	HOME	2- 0	1- 0	2- 0				
2- 4	1- 2	1- 0	AWAY	0- 1	0- 0	0- 1				
0- 0	0- 0	0- 0	NEUTRAL	0- 0	0- 0	0- 0				

RPI 1-25				RPI 26-50				Team's RPI: 28	RPI 51-100				RPI 101+			
RPI	S	Opponent	Score	RPI	S	Opponent	Score		RPI	S	Opponent	Score	RPI	S	Opponent	Score
7	A	Mississippi St.	75 67	32	H	South Dakota	61 74		53	H	Auburn	74 65	111	H	Georgia	61 35
15	A	South Carolina	65 79	40	A	Tennessee	66 64		60	A	LSU	51 61	173	H	Texas St.	69 50
21	H	Texas A&M	70 65	40	H	Tennessee	60 62		63	H	Green Bay	49 56	184	H	Arkansas St.	70 50
23	A	Kentucky	41 52	49	N	Michigan	54 70		65	N	Quinnipiac	65 51	187	A	Saint Louis	74 62
				50	A	West Virginia	68 51		69	H	Missouri St.	65 61	191	H	Vanderbilt	69 46
									81	H	Arkansas	71 53	196	A	Illinois	67 45
									91	N	Duke	62 54	206	H	Ole Miss	78 55
													218	A	Florida	56 58
													219	A	Western Ill.	89 64
													240	H	UMKC	66 59
													254	H	SIUE	59 36
LAST 12 Division I GAMES:																
				91	N	Duke	62 54		60	A	LSU	51 61				
				65	N	Quinnipiac	65 51		53	H	Auburn	74 65				
				40	H	Tennessee	60 62		23	A	Kentucky	41 52				
				7	A	Mississippi St.	75 67		15	A	South Carolina	65 79				
				191	H	Vanderbilt	69 46		111	H	Georgia	61 35				
				21	H	Texas A&M	70 65		218	A	Florida	56 58				

Non-Div I Games:

Missouri

■ Loss,
■ Non-Conf,
■ S Site,
■ H Home
■ A Away
N Neutral

Average RPI Win:	176	WON-LOST	WINNING	LAST 10	STRENGTH OF	OPP. STRENGTH	TEAM	ADJ.	CONF.	ADJ CONF.
Average RPI Loss:	110	RECORD	PCT. RANK	GAMES	SCHEDULE	OF SCHEDULE	RPI	RPI	RPI	RPI
DIV. I ONLY	15- 8	90	1- 0	70	131	69	69	13	13	
DIV. I NON-CONF.	4- 7	228	0- 0	70	55	166	166	15	15	
TOTALS	RPI 1-25	RPI 26-50	W-L RECORDS	RPI 51-100	RPI 101-150	RPI 150+				
15- 8	1- 1	0- 2	OVERALL	2- 1	0- 0	12- 4				
8- 3	0- 1	0- 1	HOME	1- 0	0- 0	7- 1				
5- 5	1- 0	0- 1	AWAY	1- 1	0- 0	3- 3				
2- 0	0- 0	0- 0	NEUTRAL	0- 0	0- 0	2- 0				
4- 7	0- 1	0- 2	NON-CONFERENCE	1- 1	0- 0	3- 3				
2- 2	0- 1	0- 1	HOME	1- 0	0- 0	1- 0				
0- 5	0- 0	0- 1	AWAY	0- 1	0- 0	0- 3				
2- 0	0- 0	0- 0	NEUTRAL	0- 0	0- 0	2- 0				
11- 1	1- 0	0- 0	CONFERENCE	1- 0	0- 0	9- 1				
6- 1	0- 0	0- 0	HOME	0- 0	0- 0	6- 1				
5- 0	1- 0	0- 0	AWAY	1- 0	0- 0	3- 0				
0- 0	0- 0	0- 0	NEUTRAL	0- 0	0- 0	0- 0				

RPI 1-25				RPI 26-50				RPI 51-100				RPI 101+			
RPI	S	Opponent	Score	RPI	S	Opponent	Score	RPI	S	Opponent	Score	RPI	S	Opponent	Score
13	H	Gonzaga	67 70	28	A	Missouri	61 65	54	A	Indiana	74 98	157	A	Illinois St.	59 47
19	A	Drake	85 79	32	H	South Dakota	74 85	61	H	Little Rock	48 44	157	H	Illinois St.	56 60
								78	A	UNI	63 58	159	A	Bradley	68 56
												159	H	Bradley	82 60
												162	A	Southern Ill.	70 58
												162	H	Southern Ill.	66 51
												166	N	Louisiana Tech	82 70
												169	A	Santa Clara	73 77
												176	A	North Texas	76 83
												189	H	Indiana St.	71 58
												204	H	Ball St.	74 54
												223	H	Loyola Chicago	84 49
												250	A	Wichita St.	60 63
												254	N	SIUE	68 65
												311	H	Valparaiso	108 63
												336	H	Evansville	88 66
LAST 12 Division I GAMES:															
159	H	Bradley	82 60	223	H	Loyola Chicago	84 49								
157	H	Illinois St.	56 60	157	A	Illinois St.	59 47								
162	A	Southern Ill.	70 58	159	A	Bradley	68 56								
78	A	UNI	63 58	162	H	Southern Ill.	66 51								
19	A	Drake	85 79	336	H	Evansville	88 66								
311	H	Valparaiso	108 63	189	H	Indiana St.	71 58								

Non-Div I Games:

Missouri St.

■ Loss,
 ■ Non-Conf,
 ■ S Site,
 ■ H Home
 ■ A Away
 N Neutral

Average RPI Win: 266	WON-LOST	WINNING	LAST 10	STRENGTH OF	OPP. STRENGTH	TEAM	ADJ.	CONF.	ADJ CONF.
Average RPI Loss: 173	RECORD	PCT. RANK	GAMES	SCHEDULE	OF SCHEDULE	RPI	RPI	RPI	RPI
DIV. I ONLY	11- 14	208	1- 0	253	258	247	247	26	26
DIV. I NON-CONF.	4- 7	228	0- 0	200	210	234	234	27	27
TOTALS	RPI 1-25	RPI 26-50	W-L RECORDS	RPI 51-100	RPI 101-150	RPI 150+			
11- 14	0- 0	0- 1	OVERALL	0- 4	0- 2	11- 7			
6- 7	0- 0	0- 1	HOME	0- 2	0- 0	6- 4			
5- 7	0- 0	0- 0	AWAY	0- 2	0- 2	5- 3			
0- 0	0- 0	0- 0	NEUTRAL	0- 0	0- 0	0- 0			
4- 7	0- 0	0- 1	NON-CONFERENCE	0- 2	0- 1	4- 3			
2- 3	0- 0	0- 1	HOME	0- 1	0- 0	2- 1			
2- 4	0- 0	0- 0	AWAY	0- 1	0- 1	2- 2			
0- 0	0- 0	0- 0	NEUTRAL	0- 0	0- 0	0- 0			
7- 7	0- 0	0- 0	CONFERENCE	0- 2	0- 1	7- 4			
4- 4	0- 0	0- 0	HOME	0- 1	0- 0	4- 3			
3- 3	0- 0	0- 0	AWAY	0- 1	0- 1	3- 1			
0- 0	0- 0	0- 0	NEUTRAL	0- 0	0- 0	0- 0			

RPI S	Opponent	Score	RPI S	Opponent	Score	RPI S	Opponent	Score	RPI S	Opponent	Score	Team's RPI: 247
48	H Bucknell	32 70	65	A Quinnipiac	38 67	140	A Lehigh	48 63				
			65	H Quinnipiac	46 58	144	A Marist	45 69				
			67	A Virginia Tech	49 82	188	A Rider	50 65				
			77	H Princeton	47 79	188	H Rider	43 55				
						193	A George Washington	55 51				
						210	A East Carolina	67 73				
						227	H Albany (NY)	64 56				
						228	A Sacred Heart	55 50				
						233	H Navy	68 67				
						246	H Niagara	76 54				
						279	H Canisius	67 61				
						285	A Siena	56 54				
						285	H Siena	68 77				
						287	H Manhattan	71 63				
						289	H Loyola Maryland	67 75				
						294	A Fairfield	73 63				
						323	A Iona	55 38				
						323	H Iona	51 52				
						326	A Lafayette	69 73				
						335	H Saint Peter's	70 50				
LAST 12 Division I GAMES:												
335	H Saint Peter's	70 50	65	H Quinnipiac	46 58							
323	H Iona	51 52	246	H Niagara	76 54							
287	H Manhattan	71 63	279	H Canisius	67 61							
285	A Siena	56 54	285	H Siena	68 77							
188	A Rider	50 65	144	A Marist	45 69							
294	A Fairfield	73 63	65	A Quinnipiac	38 67							

Non-Div I Games:

Monmouth

Montana

Through Games Of Feb. 20, 2019

Average RPI Win: 210	WON-LOST	WINNING	LAST 10	STRENGTH OF	OPP. STRENGTH	TEAM	ADJ.	CONF.	ADJ CONF.
Average RPI Loss: 112	RECORD	PCT. RANK	GAMES	SCHEDULE	OF SCHEDULE	RPI	RPI	RPI	RPI
DIV. I ONLY	11- 11	165	1- 0	142	148	154	154	16	16
DIV. I NON-CONF.	4- 4	162	1- 0	28	154	75	75	12	12
TOTALS	RPI 1-25	RPI 26-50	W-L RECORDS	RPI 51-100	RPI 101-150	RPI 150+			
11- 11	0- 1	0- 1	OVERALL	4- 3	0- 3	7- 3			
7- 3	0- 0	0- 1	HOME	4- 0	0- 1	3- 1			
3- 8	0- 1	0- 0	AWAY	0- 3	0- 2	3- 2			
1- 0	0- 0	0- 0	NEUTRAL	0- 0	0- 0	1- 0			
4- 4	0- 1	0- 1	NON-CONFERENCE	2- 1	0- 0	2- 1			
2- 1	0- 0	0- 1	HOME	2- 0	0- 0	0- 0			
1- 3	0- 1	0- 0	AWAY	0- 1	0- 0	1- 1			
1- 0	0- 0	0- 0	NEUTRAL	0- 0	0- 0	1- 0			
7- 7	0- 0	0- 0	CONFERENCE	2- 2	0- 3	5- 2			
5- 2	0- 0	0- 0	HOME	2- 0	0- 1	3- 1			
2- 5	0- 0	0- 0	AWAY	0- 2	0- 2	2- 1			
0- 0	0- 0	0- 0	NEUTRAL	0- 0	0- 0	0- 0			

RPI 1-25				RPI 26-50				RPI 51-100				RPI 101+ Team's RPI: 154			
RPI	S	Opponent	Score	RPI	S	Opponent	Score	RPI	S	Opponent	Score	RPI	S	Opponent	Score
13	A	Gonzaga	52 76	32	H	South Dakota	41 64	73	A	Arizona	51 100	118	H	Northern Colo.	62 73
								82	H	UC Davis	62 56	130	A	Portland St.	60 78
								83	A	Idaho	68 76	149	A	Montana St.	52 74
								83	H	Idaho	82 79	161	A	Washington	54 69
								96	H	Northern Ill.	86 70	186	A	Eastern Wash.	64 67
								98	A	Idaho St.	34 50	186	H	Eastern Wash.	62 68
								98	H	Idaho St.	60 59	212	N	Saint Francis (PA)	79 77
												236	A	Sacramento St.	88 86
												238	H	Northern Ariz.	78 62
												280	H	Southern Utah	79 57
												322	A	Weber St.	72 60
												322	H	Weber St.	64 56
												339	A	Grand Canyon	69 47
LAST 12 Division I GAMES:															
212	N	Saint Francis (PA)	79 77	149	A	Montana St.	52 74	322	A	Weber St.	72 60				
82	H	UC Davis	62 56	98	A	Idaho St.	34 50	83	H	Idaho	82 79				
98	H	Idaho St.	60 59	118	H	Northern Colo.	62 73	186	H	Eastern Wash.	62 68				
322	H	Weber St.	64 56												
186	A	Eastern Wash.	64 67												
83	A	Idaho	68 76												

Non-Div I Games: Providence (MT) 90 45

Montana

Loss, Non-Conf, S Site, H Home A Away N Neutral

Average RPI Win:	230	WON-LOST	WINNING	LAST 10	STRENGTH OF	OPP. STRENGTH	TEAM	ADJ.	CONF.	ADJ CONF.
Average RPI Loss:	83	RECORD	PCT. RANK	GAMES	SCHEDULE	OF SCHEDULE	RPI	RPI	RPI	RPI
DIV. I ONLY	12- 12	165	1- 0	133	128	149	149	16	16	
DIV. I NON-CONF.	4- 5	190	1- 0	40	65	93	93	12	12	
TOTALS	RPI 1-25	RPI 26-50	W-L RECORDS	RPI 51-100	RPI 101-150	RPI 150+				
12- 12	0- 1	0- 3	OVERALL	0- 5	2- 2	10- 1				
6- 5	0- 0	0- 1	HOME	0- 2	0- 1	6- 1				
5- 7	0- 1	0- 2	AWAY	0- 3	1- 1	4- 0				
1- 0	0- 0	0- 0	NEUTRAL	0- 0	1- 0	0- 0				
4- 5	0- 1	0- 3	NON-CONFERENCE	0- 1	1- 0	3- 0				
2- 1	0- 0	0- 1	HOME	0- 0	0- 0	2- 0				
1- 4	0- 1	0- 2	AWAY	0- 1	0- 0	1- 0				
1- 0	0- 0	0- 0	NEUTRAL	0- 0	1- 0	0- 0				
8- 7	0- 0	0- 0	CONFERENCE	0- 4	1- 2	7- 1				
4- 4	0- 0	0- 0	HOME	0- 2	0- 1	4- 1				
4- 3	0- 0	0- 0	AWAY	0- 2	1- 1	3- 0				
0- 0	0- 0	0- 0	NEUTRAL	0- 0	0- 0	0- 0				

RPI 1-25				RPI 26-50				RPI 51-100				RPI 101+				Team's RPI: 149
RPI	S	Opponent	Score	RPI	S	Opponent	Score	RPI	S	Opponent	Score	RPI	S	Opponent	Score	
9	A	Marquette	52 100	33	H	South Dakota St.	67 88	76	A	SFA	53 60	118	A	Northern Colo.	79 66	
				34	A	TCU	49 71	83	A	Idaho	65 90	118	H	Northern Colo.	73 84	
				44	A	Wyoming	58 66	83	H	Idaho	66 82	130	A	Portland St.	53 55	
								98	A	Idaho St.	43 61	146	N	Delaware	69 60	
								98	H	Idaho St.	49 62	154	H	Montana	74 52	
												173	A	Texas St.	67 59	
												186	A	Eastern Wash.	61 47	
												186	H	Eastern Wash.	87 89	
												236	A	Sacramento St.	69 53	
												238	H	Northern Ariz.	80 70	
												271	H	Long Beach St.	85 62	
												280	H	Southern Utah	69 64	
												317	H	Omaha	59 56	
												322	A	Weber St.	66 59	
												322	H	Weber St.	72 59	
LAST 12 Division I GAMES:																
173	A	Texas St.	67 59	154	H	Montana	74 52									
322	H	Weber St.	72 59	98	A	Idaho St.	43 61									
98	H	Idaho St.	49 62	322	A	Weber St.	66 59									
83	A	Idaho	65 90	186	H	Eastern Wash.	87 89									
186	A	Eastern Wash.	61 47	118	A	Northern Colo.	79 66									
118	H	Northern Colo.	73 84	83	H	Idaho	66 82									

Non-Div I Games: Carroll (MT) 64 48

Montana St.

Loss, Non-Conf, S Site, H Home A Away N Neutral

Average RPI Win:	251	WON-LOST	WINNING	LAST 10	STRENGTH OF	OPP. STRENGTH	TEAM	ADJ.	CONF.	ADJ CONF.
Average RPI Loss:	142	RECORD	PCT. RANK	GAMES	SCHEDULE	OF SCHEDULE	RPI	RPI	RPI	RPI
DIV. I ONLY	17- 8	78	1- 0	239	278	139	139	22	22	
DIV. I NON-CONF.	7- 4	108	0- 0	220	305	143	143	21	21	
TOTALS	RPI 1-25	RPI 26-50	W-L RECORDS	RPI 51-100	RPI 101-150	RPI 150+				
17- 8	0- 2	0- 0	OVERALL	1- 2	2- 0	14- 4				
10- 3	0- 0	0- 0	HOME	0- 1	2- 0	8- 2				
7- 5	0- 2	0- 0	AWAY	1- 1	0- 0	6- 2				
0- 0	0- 0	0- 0	NEUTRAL	0- 0	0- 0	0- 0				
7- 4	0- 2	0- 0	NON-CONFERENCE	1- 0	0- 0	6- 2				
4- 1	0- 0	0- 0	HOME	0- 0	0- 0	4- 1				
3- 3	0- 2	0- 0	AWAY	1- 0	0- 0	2- 1				
0- 0	0- 0	0- 0	NEUTRAL	0- 0	0- 0	0- 0				
10- 4	0- 0	0- 0	CONFERENCE	0- 2	2- 0	8- 2				
6- 2	0- 0	0- 0	HOME	0- 1	2- 0	4- 1				
4- 2	0- 0	0- 0	AWAY	0- 1	0- 0	4- 1				
0- 0	0- 0	0- 0	NEUTRAL	0- 0	0- 0	0- 0				

RPI 1-25				RPI 26-50				RPI 51-100				RPI 101+ Team's RPI: 139			
RPI	S	Opponent	Score	RPI	S	Opponent	Score	RPI	S	Opponent	Score	RPI	S	Opponent	Score
2	A	Baylor	58 96					58	A	Belmont	50 77	128	H	UT Martin	85 75
23	A	Kentucky	57 87					58	H	Belmont	57 77	132	H	Tennessee Tech	77 56
								93	A	Radford	79 72	195	A	N.C. A&T	72 67
												205	H	Jacksonville St.	66 55
												212	A	Saint Francis (PA)	83 89
												214	H	Southeast Mo. St.	82 54
												232	A	Gardner-Webb	84 69
												254	A	SIUE	73 67
												260	A	Austin Peay	80 81
												260	H	Austin Peay	75 84
												263	H	St. Francis Brooklyn	94 101
												286	A	Murray St.	83 61
												292	A	Eastern Ill.	67 57
												295	A	Tennessee St.	85 62
												295	H	Tennessee St.	71 55
												311	H	Valparaiso	68 62
												324	H	Lipscomb	79 44
												331	H	Eastern Ky.	68 52
												336	H	Evansville	85 63
												349	H	Chicago St.	104 68
LAST 12 Division I GAMES:															
331	H	Eastern Ky.	68 52	205	H	Jacksonville St.	66 55								
260	H	Austin Peay	75 84	132	H	Tennessee Tech	77 56								
58	H	Belmont	57 77	128	H	UT Martin	85 75								
295	H	Tennessee St.	71 55	214	H	Southeast Mo. St.	82 54								
292	A	Eastern Ill.	67 57	295	A	Tennessee St.	85 62								
254	A	SIUE	73 67	58	A	Belmont	50 77								

Non-Div I Games: Alice Lloyd 121 56 Ky. Christian 119 28

Morehead St.

■ Loss,
 ■ Non-Conf,
 ■ S Site,
 ■ H Home
 ■ A Away
 N Neutral

Average RPI Win:	330	WON-LOST	WINNING	LAST 10	STRENGTH OF	OPP. STRENGTH	TEAM	ADJ.	CONF.	ADJ CONF.
Average RPI Loss:	182	RECORD	PCT. RANK	GAMES	SCHEDULE	OF SCHEDULE	RPI	RPI	RPI	RPI
DIV. I ONLY	7- 16	273	0- 1	283	341	302	302	32	32	
DIV. I NON-CONF.	1- 11	335	0- 1	174	231	325	325	32	32	
TOTALS	RPI 1-25	RPI 26-50	W-L RECORDS	RPI 51-100	RPI 101-150	RPI 150+				
7- 16	0- 1	0- 2	OVERALL	0- 1	0- 3	7- 9				
4- 4	0- 0	0- 0	HOME	0- 0	0- 0	4- 4				
3- 9	0- 0	0- 2	AWAY	0- 1	0- 2	3- 4				
0- 3	0- 1	0- 0	NEUTRAL	0- 0	0- 1	0- 1				
1- 11	0- 1	0- 2	NON-CONFERENCE	0- 1	0- 3	1- 4				
1- 2	0- 0	0- 0	HOME	0- 0	0- 0	1- 2				
0- 6	0- 0	0- 2	AWAY	0- 1	0- 2	0- 1				
0- 3	0- 1	0- 0	NEUTRAL	0- 0	0- 1	0- 1				
6- 5	0- 0	0- 0	CONFERENCE	0- 0	0- 0	6- 5				
3- 2	0- 0	0- 0	HOME	0- 0	0- 0	3- 2				
3- 3	0- 0	0- 0	AWAY	0- 0	0- 0	3- 3				
0- 0	0- 0	0- 0	NEUTRAL	0- 0	0- 0	0- 0				

RPI S	Opponent	Score	RPI S	Opponent	Score	RPI S	Opponent	Score	RPI S	Opponent	Score	Team's RPI: 302
16 N	Maryland	44 68	49 A	Michigan	47 70	76 A	SFA	42 69	110 A	Hartford	59 80	
			50 A	West Virginia	37 72				111 N	Georgia	33 60	
									127 A	Western Ky.	43 90	
									182 H	UMES	68 73	
									195 A	N.C. A&T	29 62	
									216 H	Bethune-Cookman	69 73	
									237 A	Howard	56 79	
									246 N	Niagara	57 67	
									308 A	South Carolina St.	63 61	
									308 H	South Carolina St.	62 51	
									313 H	Central Conn. St.	36 60	
									314 A	FIU	50 59	
									319 H	UMBC	68 73	
									327 H	UMass Lowell	61 49	
									328 A	Coppin St.	74 57	
									341 A	N.C. Central	65 62	
									347 H	Florida A&M	75 71	
									348 A	Savannah St.	35 53	
									348 H	Savannah St.	63 47	
LAST 12 Division I GAMES:												
246 N	Niagara	57 67	341 A	N.C. Central	65 62							
348 A	Savannah St.	35 53	195 A	N.C. A&T	29 62							
308 A	South Carolina St.	63 61	237 A	Howard	56 79							
328 A	Coppin St.	74 57	308 H	South Carolina St.	62 51							
347 H	Florida A&M	75 71	348 H	Savannah St.	63 47							
216 H	Bethune-Cookman	69 73	182 H	UMES	68 73							

Non-Div I Games: Lincoln (PA) 46 51 Washington Adventis60 43

Morgan St.

Loss, Non-Conf, S Site, H Home A Away N Neutral

Average RPI Win: 257		WON-LOST	WINNING	LAST 10	STRENGTH OF	OPP. STRENGTH	TEAM	ADJ.	CONF.	ADJ CONF.
Average RPI Loss: 205		RECORD	PCT. RANK	GAMES	SCHEDULE	OF SCHEDULE	RPI	RPI	RPI	RPI
DIV. I ONLY		11- 12	185	1- 0	293	335	241	241	31	31
DIV. I NON-CONF.		5- 5	162	0- 0	134	266	125	125	31	31
TOTALS		RPI 1-25	RPI 26-50	W-L RECORDS	RPI 51-100	RPI 101-150	RPI 150+			
11- 12	0- 0		0- 1	OVERALL	1- 1	1- 0	9- 10			
7- 3	0- 0		0- 0	HOME	1- 0	1- 0	5- 3			
4- 9	0- 0		0- 1	AWAY	0- 1	0- 0	4- 7			
0- 0	0- 0		0- 0	NEUTRAL	0- 0	0- 0	0- 0			
5- 5	0- 0		0- 1	NON-CONFERENCE	1- 1	1- 0	3- 3			
2- 1	0- 0		0- 0	HOME	1- 0	1- 0	0- 1			
3- 4	0- 0		0- 1	AWAY	0- 1	0- 0	3- 2			
0- 0	0- 0		0- 0	NEUTRAL	0- 0	0- 0	0- 0			
6- 7	0- 0		0- 0	CONFERENCE	0- 0	0- 0	6- 7			
5- 2	0- 0		0- 0	HOME	0- 0	0- 0	5- 2			
1- 5	0- 0		0- 0	AWAY	0- 0	0- 0	1- 5			
0- 0	0- 0		0- 0	NEUTRAL	0- 0	0- 0	0- 0			

RPI 1-25				RPI 26-50				RPI 51-100				RPI 101+ Team's RPI: 241			
RPI	S	Opponent	Score	RPI	S	Opponent	Score	RPI	S	Opponent	Score	RPI	S	Opponent	Score
				49	A	Michigan	40 88	67	A	Virginia Tech	51 83	116	H	Towson	87 78
								93	H	Radford	89 77	151	A	Duquesne	64 73
												182	H	UMES	73 86
												188	A	Rider	67 85
												203	A	Robert Morris	58 70
												203	H	Robert Morris	61 55
												212	A	Saint Francis (PA)	66 68
												212	H	Saint Francis (PA)	72 83
												228	A	Sacred Heart	41 76
												232	A	Gardner-Webb	69 62
												263	H	St. Francis Brooklyn	78 75
												289	A	Loyola Maryland	77 67
												303	A	Wagner	76 92
												303	H	Wagner	81 66
												313	H	Central Conn. St.	84 53
												316	H	Bryant	68 73
												319	A	UMBC	65 52
												345	A	Fairleigh Dickinson	63 47
												351	A	LIU Brooklyn	61 71
												351	H	LIU Brooklyn	61 45
LAST 12 Division I GAMES:															
				303	H	Wagner	81 66	351	H	LIU Brooklyn	61 45				
				203	H	Robert Morris	61 55	345	A	Fairleigh Dickinson	63 47				
				351	A	LIU Brooklyn	61 71	303	A	Wagner	76 92				
				228	A	Sacred Heart	41 76	313	H	Central Conn. St.	84 53				
				212	H	Saint Francis (PA)	72 83	316	H	Bryant	68 73				
				263	H	St. Francis Brooklyn	78 75	212	A	Saint Francis (PA)	66 68				

Non-Div I Games: Washington Col. 74 50

Mt. St. Mary's

■ Loss, ■ Non-Conf, S Site, H Home A Away N Neutral

Average RPI Win:	286	WON-LOST	WINNING	LAST 10	STRENGTH OF	OPP. STRENGTH	TEAM	ADJ.	CONF.	ADJ CONF.
Average RPI Loss:	168	RECORD	PCT. RANK	GAMES	SCHEDULE	OF SCHEDULE	RPI	RPI	RPI	RPI
DIV. I ONLY	8- 15	258	0- 1	303	224	286	286	22	22	
DIV. I NON-CONF.	2- 7	288	0- 0	258	130	314	314	21	21	
TOTALS	RPI 1-25	RPI 26-50	W-L RECORDS	RPI 51-100	RPI 101-150	RPI 150+				
8- 15	0- 1	0- 1	OVERALL	0- 2	0- 3	8- 8				
5- 5	0- 0	0- 0	HOME	0- 1	0- 1	5- 3				
3- 10	0- 1	0- 1	AWAY	0- 1	0- 2	3- 5				
0- 0	0- 0	0- 0	NEUTRAL	0- 0	0- 0	0- 0				
2- 7	0- 1	0- 1	NON-CONFERENCE	0- 1	0- 0	2- 4				
2- 2	0- 0	0- 0	HOME	0- 0	0- 0	2- 2				
0- 5	0- 1	0- 1	AWAY	0- 1	0- 0	0- 2				
0- 0	0- 0	0- 0	NEUTRAL	0- 0	0- 0	0- 0				
6- 8	0- 0	0- 0	CONFERENCE	0- 1	0- 3	6- 4				
3- 3	0- 0	0- 0	HOME	0- 1	0- 1	3- 1				
3- 5	0- 0	0- 0	AWAY	0- 0	0- 2	3- 3				
0- 0	0- 0	0- 0	NEUTRAL	0- 0	0- 0	0- 0				

RPI 1-25				RPI 26-50				RPI 51-100				RPI 101+ Team's RPI: 286			
RPI	S	Opponent	Score	RPI	S	Opponent	Score	RPI	S	Opponent	Score	RPI	S	Opponent	Score
23	A	Kentucky	49 88	40	A	Tennessee	77 98	58	H	Belmont	58 65	128	A	UT Martin	67 75
								62	A	Butler	65 86	132	A	Tennessee Tech	65 74
												139	H	Morehead St.	61 83
												162	H	Southern Ill.	59 65
												184	A	Arkansas St.	63 74
												196	A	Illinois	52 84
												205	A	Jacksonville St.	64 59
												214	A	Southeast Mo. St.	64 59
												254	A	SIUE	54 71
												254	H	SIUE	81 75
												260	A	Austin Peay	56 59
												292	A	Eastern Ill.	67 75
												292	H	Eastern Ill.	60 51
												295	H	Tennessee St.	61 65
												297	H	Alabama A&M	53 59
												324	H	Lipscomb	97 61
												331	A	Eastern Ky.	76 63
												331	H	Eastern Ky.	81 63
												336	H	Evansville	81 53
LAST 12 Division I GAMES:															
260	A	Austin Peay	56 59	295	H	Tennessee St.	61 65								
331	A	Eastern Ky.	76 63	58	H	Belmont	58 65								
254	H	SIUE	81 75	254	A	SIUE	54 71								
292	H	Eastern Ill.	60 51	292	A	Eastern Ill.	67 75								
132	A	Tennessee Tech	65 74	214	A	Southeast Mo. St.	64 59								
205	A	Jacksonville St.	64 59	128	A	UT Martin	67 75								

Non-Div I Games: Oakland City 113 55 Bethel (TN) 86 50

Murray St.

Loss, Non-Conf, S Site, H Home A Away N Neutral

RPI 1-25				RPI 26-50				RPI 51-100				RPI 101+				Team's RPI: 195	
RPI	S	Opponent	Score	RPI	S	Opponent	Score	RPI	S	Opponent	Score	RPI	S	Opponent	Score		
								70	N	Maine	52	58	104	A	Virginia	57	67
								95	H	VCU	48	54	139	H	Morehead St.	67	72
								99	N	Yale	49	59	158	H	Akron	36	49
													182	A	UMES	51	49
													182	H	UMES	70	58
													211	A	Elon	64	73
													216	A	Bethune-Cookman	72	48
													233	A	Navy	49	72
													237	A	Howard	63	58
													253	A	ETSU	56	61
													270	A	Norfolk St.	49	44
													298	A	Fla. Atlantic	67	65
													302	H	Morgan St.	62	29
													308	A	South Carolina St.	58	44
													328	H	Coppin St.	66	42
													334	A	Western Caro.	69	51
													341	A	N.C. Central	52	49
													343	A	Delaware St.	67	47
													343	H	Delaware St.	72	49
													347	A	Florida A&M	56	48
LAST 12 Division I GAMES:																	
				99	N	Yale	49	59	347	A	Florida A&M	56	48				
				270	A	Norfolk St.	49	44	341	A	N.C. Central	52	49				
				237	A	Howard	63	58	328	H	Coppin St.	66	42				
				182	H	UMES	70	58	302	H	Morgan St.	62	29				
				343	H	Delaware St.	72	49	182	A	UMES	51	49				
				216	A	Bethune-Cookman	72	48	343	A	Delaware St.	67	47				

Johnson C. Smith	50	53
------------------	----	----

Page 182

Average RPI Win:	324	WON-LOST	WINNING	LAST 10	STRENGTH OF	OPP. STRENGTH	TEAM	ADJ.	CONF.	ADJ CONF.
Average RPI Loss:	212	RECORD	PCT. RANK	GAMES	SCHEDULE	OF SCHEDULE	RPI	RPI	RPI	RPI
DIV. I ONLY	6- 19	302	0- 1	337	333	341	341	32	32	
DIV. I NON-CONF.	2- 10	311	0- 0	283	276	340	340	32	32	
TOTALS	RPI 1-25	RPI 26-50	W-L RECORDS	RPI 51-100	RPI 101-150	RPI 150+				
6- 19	0- 1	0- 0	OVERALL	0- 0	0- 3	6- 15				
4- 8	0- 0	0- 0	HOME	0- 0	0- 1	4- 7				
2- 10	0- 1	0- 0	AWAY	0- 0	0- 2	2- 7				
0- 1	0- 0	0- 0	NEUTRAL	0- 0	0- 0	0- 1				
2- 10	0- 1	0- 0	NON-CONFERENCE	0- 0	0- 3	2- 6				
2- 4	0- 0	0- 0	HOME	0- 0	0- 1	2- 3				
0- 5	0- 1	0- 0	AWAY	0- 0	0- 2	0- 2				
0- 1	0- 0	0- 0	NEUTRAL	0- 0	0- 0	0- 1				
4- 9	0- 0	0- 0	CONFERENCE	0- 0	0- 0	4- 9				
2- 4	0- 0	0- 0	HOME	0- 0	0- 0	2- 4				
2- 5	0- 0	0- 0	AWAY	0- 0	0- 0	2- 5				
0- 0	0- 0	0- 0	NEUTRAL	0- 0	0- 0	0- 0				

RPI 1-25				RPI 26-50				RPI 51-100				RPI 101+ Team's RPI: 341			
RPI	S	Opponent	Score	RPI	S	Opponent	Score	RPI	S	Opponent	Score	RPI	S	Opponent	Score
8	A	Iowa	39 106									113	H	UNCW	82 89
												125	A	High Point	69 80
												131	A	Georgia St.	54 65
												180	H	Coastal Caro.	66 89
												182	A	UMES	49 59
												182	H	UMES	61 69
												195	H	N.C. A&T	49 52
												201	A	Memphis	56 77
												211	H	Elon	54 83
												216	A	Bethune-Cookman	54 72
												216	H	Bethune-Cookman	50 67
												237	A	Howard	70 80
												269	H	Wofford	66 59
												270	A	Norfolk St.	48 62
												281	A	Winthrop	41 66
												299	N	Kennesaw St.	54 78
												302	H	Morgan St.	62 65
												310	H	UNC Greensboro	66 57
												328	H	Coppin St.	62 57
												343	A	Delaware St.	61 71
												343	H	Delaware St.	65 64
												344	H	USC Upstate	63 82
												347	A	Florida A&M	64 57
												348	A	Savannah St.	71 67
LAST 12 Division I GAMES:															
237	A	Howard	70 80	348	A	Savannah St.	71 67								
270	A	Norfolk St.	48 62	195	H	N.C. A&T	49 52								
343	H	Delaware St.	65 64	302	H	Morgan St.	62 65								
182	H	UMES	61 69	328	H	Coppin St.	62 57								
347	A	Florida A&M	64 57	343	A	Delaware St.	61 71								
216	A	Bethune-Cookman	54 72	182	A	UMES	49 59								

Non-Div I Games: Wilberforce 55 49

N.C. Central

■ Loss,
 ■ Non-Conf,
 ■ S Site,
 ■ Home
 ■ A Away
 N Neutral

Average RPI Win:	97	WON-LOST	WINNING	LAST 10	STRENGTH OF	OPP. STRENGTH	TEAM	ADJ.	CONF.	ADJ CONF.
Average RPI Loss:	17	RECORD	PCT. RANK	GAMES	SCHEDULE	OF SCHEDULE	RPI	RPI	RPI	RPI
DIV. I ONLY	22- 3	9	0- 1	25	5	10	10	1	1	
DIV. I NON-CONF.	13- 0	1	0- 0	39	40	8	8	1	1	
TOTALS	RPI 1-25	RPI 26-50	W-L RECORDS	RPI 51-100	RPI 101-150	RPI 150+				
22- 3	1- 2	4- 1	OVERALL	8- 0	5- 0	4- 0				
13- 2	0- 1	2- 1	HOME	7- 0	2- 0	2- 0				
7- 1	1- 1	1- 0	AWAY	1- 0	3- 0	1- 0				
2- 0	0- 0	1- 0	NEUTRAL	0- 0	0- 0	1- 0				
13- 0	0- 0	2- 0	NON-CONFERENCE	6- 0	1- 0	4- 0				
9- 0	0- 0	1- 0	HOME	5- 0	1- 0	2- 0				
2- 0	0- 0	0- 0	AWAY	1- 0	0- 0	1- 0				
2- 0	0- 0	1- 0	NEUTRAL	0- 0	0- 0	1- 0				
9- 3	1- 2	2- 1	CONFERENCE	2- 0	4- 0	0- 0				
4- 2	0- 1	1- 1	HOME	2- 0	1- 0	0- 0				
5- 1	1- 1	1- 0	AWAY	0- 0	3- 0	0- 0				
0- 0	0- 0	0- 0	NEUTRAL	0- 0	0- 0	0- 0				

RPI 1-25				Team's RPI: 10		RPI 26-50				RPI 51-100				RPI 101+			
RPI	S	Opponent	Score	RPI	S	Opponent	Score	RPI	S	Opponent	Score	RPI	S	Opponent	Score		
1	H	Notre Dame	72 95	29	H	North Carolina	51 64	58	H	Belmont	77 62	104	A	Virginia	66 38		
12	A	Syracuse	77 73	31	N	Michigan St.	78 74	67	H	Virginia Tech	70 61	117	A	Boston College	85 69		
20	A	Florida St.	70 75	38	A	Georgia Tech	68 60	70	H	Maine	84 46	121	A	Wake Forest	59 50		
				41	H	Clemson	54 51	74	H	Old Dominion	85 56	123	H	Pittsburgh	63 34		
				49	H	Michigan	66 55	80	H	Kent St.	78 61	142	H	Davidson	75 45		
								91	H	Duke	63 51	152	A	Chattanooga	78 58		
								93	H	Radford	75 58	191	H	Vanderbilt	74 54		
								94	A	Georgetown	76 65	193	N	George Washington	69 61		
												202	H	Hampton	83 51		
LAST 12 Division I GAMES:																	
1	H	Notre Dame	72 95	41	H	Clemson	54 51										
12	A	Syracuse	77 73	67	H	Virginia Tech	70 61										
20	A	Florida St.	70 75	104	A	Virginia	66 38										
29	H	North Carolina	51 64	123	H	Pittsburgh	63 34										
121	A	Wake Forest	59 50	117	A	Boston College	85 69										
38	A	Georgia Tech	68 60	91	H	Duke	63 51										

Non-Div I Games:

NC State

Average RPI Win:	313	WON-LOST	WINNING	LAST 10	STRENGTH OF	OPP. STRENGTH	TEAM	ADJ.	CONF.	ADJ CONF.
Average RPI Loss:	191	RECORD	PCT. RANK	GAMES	SCHEDULE	OF SCHEDULE	RPI	RPI	RPI	RPI
DIV. I ONLY	5- 20	316	0- 1	249	311	321	321	24	24	
DIV. I NON-CONF.	3- 10	278	0- 0	287	335	316	316	26	26	
TOTALS	RPI 1-25	RPI 26-50	W-L RECORDS	RPI 51-100	RPI 101-150	RPI 150+				
5- 20	0- 0	0- 1	OVERALL	0- 4	0- 1	5- 14				
3- 9	0- 0	0- 0	HOME	0- 2	0- 1	3- 6				
2- 11	0- 0	0- 1	AWAY	0- 2	0- 0	2- 8				
0- 0	0- 0	0- 0	NEUTRAL	0- 0	0- 0	0- 0				
3- 10	0- 0	0- 1	NON-CONFERENCE	0- 2	0- 1	3- 6				
1- 4	0- 0	0- 0	HOME	0- 1	0- 1	1- 2				
2- 6	0- 0	0- 1	AWAY	0- 1	0- 0	2- 4				
0- 0	0- 0	0- 0	NEUTRAL	0- 0	0- 0	0- 0				
2- 10	0- 0	0- 0	CONFERENCE	0- 2	0- 0	2- 8				
2- 5	0- 0	0- 0	HOME	0- 1	0- 0	2- 4				
0- 5	0- 0	0- 0	AWAY	0- 1	0- 0	0- 4				
0- 0	0- 0	0- 0	NEUTRAL	0- 0	0- 0	0- 0				

RPI S	Opponent	Score	RPI S	Opponent	Score	RPI S	Opponent	Score	RPI S	Opponent	Score	Team's RPI: 321
50	A West Virginia	95	64	A Penn	85	110	H Hartford	84	178	A North Ala.	72	
			71	A FGCU	61	178	H North Ala.	77	188	A Rider	67	
			71	H FGCU	67	206	A Stetson	74	206	H Stetson	56	
			80	H Kent St.	57	213	A Liberty	58	214	H Southeast Mo. St.	68	
						229	H Jacksonville	61	237	A Howard	77	
						255	A Colgate	53	272	H Vermont	71	
						273	H North Florida	78	299	A Kennesaw St.	70	
						299	H Kennesaw St.	60	324	H Lipscomb	67	
						334	H Western Caro.	71	335	A Saint Peter's	70	
						345	A Fairleigh Dickinson	64	351	A LIU Brooklyn	51	
LAST 12 Division I GAMES:												
206	H Stetson	47	56	178	H North Ala.	54	77					
273	H North Florida	59	78	206	A Stetson	48	74					
71	A FGCU	42	61	229	H Jacksonville	56	61					
299	A Kennesaw St.	47	70	324	H Lipscomb	80	67					
213	A Liberty	47	58	178	A North Ala.	60	72					
71	H FGCU	35	67	299	H Kennesaw St.	66	60					

Non-Div I Games:

NJIT

■ Loss,
 ■ Non-Conf,
 ■ S Site,
 ■ H Home
 ■ A Away
 N Neutral

Average RPI Win:	248	WON-LOST	WINNING	LAST 10	STRENGTH OF	OPP. STRENGTH	TEAM	ADJ.	CONF.	ADJ CONF.
Average RPI Loss:	178	RECORD	PCT. RANK	GAMES	SCHEDULE	OF SCHEDULE	RPI	RPI	RPI	RPI
DIV. I ONLY	9- 14	237	1- 0	169	297	233	233	18	18	
DIV. I NON-CONF.	4- 5	190	0- 0	129	327	182	182	22	22	
TOTALS	RPI 1-25	RPI 26-50	W-L RECORDS	RPI 51-100	RPI 101-150	RPI 150+				
9- 14	0- 0	0- 1	OVERALL	0- 2	0- 4	9- 7				
5- 7	0- 0	0- 1	HOME	0- 2	0- 2	5- 2				
4- 7	0- 0	0- 0	AWAY	0- 0	0- 2	4- 5				
0- 0	0- 0	0- 0	NEUTRAL	0- 0	0- 0	0- 0				
4- 5	0- 0	0- 0	NON-CONFERENCE	0- 1	0- 2	4- 2				
2- 2	0- 0	0- 0	HOME	0- 1	0- 1	2- 0				
2- 3	0- 0	0- 0	AWAY	0- 0	0- 1	2- 2				
0- 0	0- 0	0- 0	NEUTRAL	0- 0	0- 0	0- 0				
5- 9	0- 0	0- 1	CONFERENCE	0- 1	0- 2	5- 5				
3- 5	0- 0	0- 1	HOME	0- 1	0- 1	3- 2				
2- 4	0- 0	0- 0	AWAY	0- 0	0- 1	2- 3				
0- 0	0- 0	0- 0	NEUTRAL	0- 0	0- 0	0- 0				

RPI 1-25				RPI 26-50				RPI 51-100				RPI 101+				Team's RPI: 233
RPI	S	Opponent	Score	RPI	S	Opponent	Score	RPI	S	Opponent	Score	RPI	S	Opponent	Score	
				48	H	Bucknell	43 77	64	H	Penn	61 65	140	A	Lehigh	55 66	
								84	H	American	45 58	140	H	Lehigh	38 56	
												141	A	Colorado	43 59	
												144	H	Marist	48 72	
												156	H	Boston U.	35 49	
												188	A	Rider	66 60	
												195	H	N.C. A&T	72 49	
												200	A	Holy Cross	44 47	
												200	H	Holy Cross	54 47	
												242	H	Saint Joseph's	49 48	
												247	A	Monmouth	67 68	
												255	A	Colgate	62 49	
												255	H	Colgate	67 52	
												267	A	Army West Point	52 55	
												267	H	Army West Point	48 60	
												270	A	Norfolk St.	58 65	
												282	A	Air Force	54 47	
												289	A	Loyola Maryland	58 46	
												326	A	Lafayette	42 55	
												326	H	Lafayette	65 53	
LAST 12 Division I GAMES:																
				326	H	Lafayette	65 53					156	H	Boston U.	35 49	
				267	H	Army West Point	48 60					326	A	Lafayette	42 55	
				200	A	Holy Cross	44 47					267	A	Army West Point	52 55	
				255	H	Colgate	67 52					200	H	Holy Cross	54 47	
				140	A	Lehigh	55 66					255	A	Colgate	62 49	
				48	H	Bucknell	43 77					84	H	American	45 58	

Non-Div I Games: Catholic 81 36

Navy

■ Loss,
 ■ Non-Conf,
 ■ S Site,
 ■ Home
 ■ A Away
 N Neutral

Nebraska

Through Games Of Feb. 20, 2019

Average RPI Win:	136	WON-LOST	WINNING	LAST 10	STRENGTH OF	OPP. STRENGTH	TEAM	ADJ.	CONF.	ADJ CONF.
Average RPI Loss:	58	RECORD	PCT. RANK	GAMES	SCHEDULE	OF SCHEDULE	RPI	RPI	RPI	RPI
DIV. I ONLY	12- 14	197	1- 0	19	38	86	86	4	4	
DIV. I NON-CONF.	5- 6	177	0- 0	104	29	149	149	6	6	
TOTALS	RPI 1-25	RPI 26-50	W-L RECORDS	RPI 51-100	RPI 101-150	RPI 150+				
12- 14	0- 7	2- 1	OVERALL	4- 2	2- 3	4- 1				
8- 5	0- 3	2- 0	HOME	1- 1	2- 1	3- 0				
3- 9	0- 4	0- 1	AWAY	2- 1	0- 2	1- 1				
1- 0	0- 0	0- 0	NEUTRAL	1- 0	0- 0	0- 0				
5- 6	0- 3	0- 0	NON-CONFERENCE	1- 1	1- 2	3- 0				
4- 1	0- 1	0- 0	HOME	0- 0	1- 0	3- 0				
0- 5	0- 2	0- 0	AWAY	0- 1	0- 2	0- 0				
1- 0	0- 0	0- 0	NEUTRAL	1- 0	0- 0	0- 0				
7- 8	0- 4	2- 1	CONFERENCE	3- 1	1- 1	1- 1				
4- 4	0- 2	2- 0	HOME	1- 1	1- 1	0- 0				
3- 4	0- 2	0- 1	AWAY	2- 0	0- 0	1- 1				
0- 0	0- 0	0- 0	NEUTRAL	0- 0	0- 0	0- 0				

RPI	S	Opponent	Score	RPI	S	Opponent	Score	RPI	S	Opponent	Score	RPI	S	Opponent	Score
3	A	Louisville	68 85	31	H	Michigan St.	82 71	54	H	Indiana	78 82	101	H	Northwestern	54 58
8	A	Iowa	71 77	49	A	Michigan	61 67	59	A	Purdue	84 64	102	H	Minnesota	63 57
16	A	Maryland	63 89	49	H	Michigan	70 56	59	H	Purdue	67 61	112	A	Creighton	65 74
16	H	Maryland	63 81					81	A	Arkansas	80 84	129	A	Washington St.	84 87
17	A	Miami (FL)	68 82					92	A	Ohio St.	78 69	133	H	Kansas	58 52
19	H	Drake	77 83					93	N	Radford	77 39	171	H	Denver	96 71
25	H	Rutgers	56 62									181	A	Wisconsin	69 70
												196	A	Illinois	77 67
												305	H	San Jose St.	96 63
												344	H	USC Upstate	87 64
LAST 12 Division I GAMES:															
31	H	Michigan St.	82 71	181	A	Wisconsin	69 70								
16	A	Maryland	63 89	101	H	Northwestern	54 58								
59	H	Purdue	67 61	102	H	Minnesota	63 57								
49	A	Michigan	61 67	196	A	Illinois	77 67								
54	H	Indiana	78 82	25	H	Rutgers	56 62								
59	A	Purdue	84 64	16	H	Maryland	63 81								

Non-Div I Games:

Nebraska

■ Loss,
■ Non-Conf, S Site,
■ Home
■ Away
N Neutral

Nevada

Through Games Of Feb. 20, 2019

Average RPI Win:	268	WON-LOST	WINNING	LAST 10	STRENGTH OF	OPP. STRENGTH	TEAM	ADJ.	CONF.	ADJ CONF.
Average RPI Loss:	104	RECORD	PCT. RANK	GAMES	SCHEDULE	OF SCHEDULE	RPI	RPI	RPI	RPI
DIV. I ONLY	8- 15	258	0- 1	150	124	235	235	15	15	
DIV. I NON-CONF.	3- 7	256	0- 1	229	89	283	283	13	13	
TOTALS	RPI 1-25	RPI 26-50	W-L RECORDS	RPI 51-100	RPI 101-150	RPI 150+				
8- 15	0- 0	0- 1	OVERALL	0- 9	0- 2	8- 3				
5- 8	0- 0	0- 1	HOME	0- 5	0- 2	5- 0				
3- 5	0- 0	0- 0	AWAY	0- 2	0- 0	3- 3				
0- 2	0- 0	0- 0	NEUTRAL	0- 2	0- 0	0- 0				
3- 7	0- 0	0- 0	NON-CONFERENCE	0- 4	0- 2	3- 1				
2- 4	0- 0	0- 0	HOME	0- 2	0- 2	2- 0				
1- 1	0- 0	0- 0	AWAY	0- 0	0- 0	1- 1				
0- 2	0- 0	0- 0	NEUTRAL	0- 2	0- 0	0- 0				
5- 8	0- 0	0- 1	CONFERENCE	0- 5	0- 0	5- 2				
3- 4	0- 0	0- 1	HOME	0- 3	0- 0	3- 0				
2- 4	0- 0	0- 0	AWAY	0- 2	0- 0	2- 2				
0- 0	0- 0	0- 0	NEUTRAL	0- 0	0- 0	0- 0				

RPI 1-25			RPI 26-50			RPI 51-100			RPI 101+			Team's RPI: 235
RPI	S	Opponent	Score	RPI	S	Opponent	Score	RPI	S	Opponent	Score	
				44	H	Wyoming	51 55	51	A	Boise St.	65 80	136 H Texas Tech 67 86
								51	H	Boise St.	74 75	141 H Colorado 52 65
								55	A	New Mexico	74 85	169 A Santa Clara 48 56
								55	H	New Mexico	64 66	199 A Utah St. 76 79
								56	H	Southern California	51 72	208 H San Diego St. 74 69
								57	H	Utah	52 74	215 H UNLV 70 62
								82	N	UC Davis	68 84	249 H Hawaii 79 78
								89	H	Fresno St.	63 79	271 A Long Beach St. 76 67
								96	N	Northern Ill.	69 98	275 A Colorado St. 62 38
												275 H Colorado St. 68 57
												282 A Air Force 74 79
												305 A San Jose St. 52 49
												342 H Seattle U 67 54
LAST 12 Division I GAMES:												
				96	N	Northern Ill.	69 98	215	H	UNLV	70 62	
				208	H	San Diego St.	74 69	275	A	Colorado St.	62 38	
				44	H	Wyoming	51 55	282	A	Air Force	74 79	
				55	A	New Mexico	74 85	51	H	Boise St.	74 75	
				275	H	Colorado St.	68 57	89	H	Fresno St.	63 79	
				51	A	Boise St.	65 80	305	A	San Jose St.	52 49	

Non-Div I Games: Stanislaus St. 75 52

Nevada

Loss, Non-Conf, S Site, H Home A Away N Neutral

New Hampshire

Through Games Of Feb. 20, 2019

Average RPI Win:	286	WON-LOST	WINNING	LAST 10	STRENGTH OF	OPP. STRENGTH	TEAM	ADJ.	CONF.	ADJ CONF.
Average RPI Loss:	186	RECORD	PCT. RANK	GAMES	SCHEDULE	OF SCHEDULE	RPI	RPI	RPI	RPI
DIV. I ONLY	5- 21	319	0- 1	226	289	309	309	23	23	
DIV. I NON-CONF.	2- 10	311	0- 0	259	300	336	336	25	25	
TOTALS	RPI 1-25	RPI 26-50	W-L RECORDS	RPI 51-100	RPI 101-150	RPI 150+				
5- 21	0- 0	0- 0	OVERALL	0- 4	0- 6	5- 11				
3- 8	0- 0	0- 0	HOME	0- 2	0- 2	3- 4				
2- 13	0- 0	0- 0	AWAY	0- 2	0- 4	2- 7				
0- 0	0- 0	0- 0	NEUTRAL	0- 0	0- 0	0- 0				
2- 10	0- 0	0- 0	NON-CONFERENCE	0- 2	0- 2	2- 6				
2- 3	0- 0	0- 0	HOME	0- 1	0- 0	2- 2				
0- 7	0- 0	0- 0	AWAY	0- 1	0- 2	0- 4				
0- 0	0- 0	0- 0	NEUTRAL	0- 0	0- 0	0- 0				
3- 11	0- 0	0- 0	CONFERENCE	0- 2	0- 4	3- 5				
1- 5	0- 0	0- 0	HOME	0- 1	0- 2	1- 2				
2- 6	0- 0	0- 0	AWAY	0- 1	0- 2	2- 3				
0- 0	0- 0	0- 0	NEUTRAL	0- 0	0- 0	0- 0				

RPI 1-25			RPI 26-50			RPI 51-100			RPI 101+			Team's RPI: 309					
RPI	S	Opponent	Score	RPI	S	Opponent	Score	RPI	S	Opponent	Score	RPI	S	Opponent	Score		
								70	A	Maine	46	67	102	A	Minnesota	47	70
								70	H	Maine	45	69	110	A	Hartford	49	56
								77	H	Princeton	42	90	110	H	Hartford	48	66
								88	A	Northeastern	54	69	134	A	South Fla.	36	79
													150	A	Stony Brook	37	67
													150	H	Stony Brook	63	82
													156	A	Boston U.	39	60
													200	H	Holy Cross	74	62
													217	H	Dartmouth	42	62
													227	A	Albany (NY)	41	59
													228	H	Sacred Heart	60	71
													258	A	Binghamton	54	53
													258	H	Binghamton	62	71
													264	A	Brown	70	76
													272	A	Vermont	60	69
													272	H	Vermont	50	51
													313	A	Central Conn. St.	47	56
													316	H	Bryant	79	74
													319	A	UMBC	62	64
													320	A	North Dakota St.	51	56
													327	A	UMass Lowell	56	53
													327	H	UMass Lowell	54	46
LAST 12 Division I GAMES:																	
				110	A	Hartford	49	56		227	A	Albany (NY)	41	59			
				150	A	Stony Brook	37	67		319	A	UMBC	62	64			
				272	H	Vermont	50	51		110	H	Hartford	48	66			
				258	A	Binghamton	54	53		272	A	Vermont	60	69			
				327	H	UMass Lowell	54	46		150	H	Stony Brook	63	82			
				70	H	Maine	45	69		327	A	UMass Lowell	56	53			

Non-Div I Games: U New England 68 44

New Hampshire

Loss, Non-Conf, S Site, H Home A Away N Neutral

Average RPI Win: 188	WON-LOST	WINNING	LAST 10	STRENGTH OF	OPP. STRENGTH	TEAM	ADJ.	CONF.	ADJ CONF.
Average RPI Loss: 141	RECORD	PCT. RANK	GAMES	SCHEDULE	OF SCHEDULE	RPI	RPI	RPI	RPI
DIV. I ONLY	21- 4	16	1- 0	180	140	55	55	15	15
DIV. I NON-CONF.	10- 1	17	1- 0	77	185	23	23	13	13
TOTALS	RPI 1-25	RPI 26-50	W-L RECORDS	RPI 51-100	RPI 101-150	RPI 150+			
21- 4	0- 0	1- 0	OVERALL	3- 2	2- 0	15- 2			
14- 1	0- 0	0- 0	HOME	2- 1	2- 0	10- 0			
7- 3	0- 0	1- 0	AWAY	1- 1	0- 0	5- 2			
0- 0	0- 0	0- 0	NEUTRAL	0- 0	0- 0	0- 0			
10- 1	0- 0	0- 0	NON-CONFERENCE	2- 1	2- 0	6- 0			
7- 1	0- 0	0- 0	HOME	1- 1	2- 0	4- 0			
3- 0	0- 0	0- 0	AWAY	1- 0	0- 0	2- 0			
0- 0	0- 0	0- 0	NEUTRAL	0- 0	0- 0	0- 0			
11- 3	0- 0	1- 0	CONFERENCE	1- 1	0- 0	9- 2			
7- 0	0- 0	0- 0	HOME	1- 0	0- 0	6- 0			
4- 3	0- 0	1- 0	AWAY	0- 1	0- 0	3- 2			
0- 0	0- 0	0- 0	NEUTRAL	0- 0	0- 0	0- 0			

RPI S	Opponent	Score	RPI S	Opponent	Score	RPI S	Opponent	Score	RPI S	Opponent	Score
			44	A Wyoming	78 75	53	H Auburn	76 79	110	H Hartford	72 65
						76	H SFA	74 33	148	H Oklahoma	84 80
						89	A Fresno St.	70 77	153	A New Mexico St.	75 50
						89	H Fresno St.	82 73	153	H New Mexico St.	83 58
						97	A Houston	89 84	173	H Texas St.	82 51
									199	A Utah St.	68 64
									199	H Utah St.	74 56
									208	A San Diego St.	59 61
									208	H San Diego St.	70 62
									215	A UNLV	57 66
									215	H UNLV	80 77
									235	A Nevada	66 64
									235	H Nevada	85 74
									236	H Sacramento St.	85 53
									238	A Northern Ariz.	84 55
									274	H UTEP	69 51
									275	H Colorado St.	70 58
									282	H Air Force	78 57
									305	A San Jose St.	79 60
LAST 12 Division I GAMES:											
			76	H SFA	74 33	235	H Nevada	85 74			
			110	H Hartford	72 65	208	A San Diego St.	59 61			
			53	H Auburn	76 79	89	H Fresno St.	82 73			
			199	H Utah St.	74 56	199	A Utah St.	68 64			
			89	A Fresno St.	70 77	215	H UNLV	80 77			
			305	A San Jose St.	79 60	44	A Wyoming	78 75			

Non-Div I Games:

New Mexico

■ Loss,
 ■ Non-Conf, S Site,
 ■ Home
 ■ Away
 N Neutral

Average RPI Win:	281	WON-LOST	WINNING	LAST 10	STRENGTH OF	OPP. STRENGTH	TEAM	ADJ.	CONF.	ADJ CONF.
Average RPI Loss:	148	RECORD	PCT. RANK	GAMES	SCHEDULE	OF SCHEDULE	RPI	RPI	RPI	RPI
DIV. I ONLY	17- 6	54	1- 0	312	337	153	153	30	30	
DIV. I NON-CONF.	6- 5	143	1- 0	175	318	151	151	30	30	
TOTALS	RPI 1-25	RPI 26-50	W-L RECORDS	RPI 51-100	RPI 101-150	RPI 150+				
17- 6	0- 0	0- 0	OVERALL	0- 2	0- 1	17- 3				
7- 2	0- 0	0- 0	HOME	0- 1	0- 0	7- 1				
9- 3	0- 0	0- 0	AWAY	0- 1	0- 0	9- 2				
1- 1	0- 0	0- 0	NEUTRAL	0- 0	0- 1	1- 0				
6- 5	0- 0	0- 0	NON-CONFERENCE	0- 2	0- 1	6- 2				
1- 2	0- 0	0- 0	HOME	0- 1	0- 0	1- 1				
4- 2	0- 0	0- 0	AWAY	0- 1	0- 0	4- 1				
1- 1	0- 0	0- 0	NEUTRAL	0- 0	0- 1	1- 0				
11- 1	0- 0	0- 0	CONFERENCE	0- 0	0- 0	11- 1				
6- 0	0- 0	0- 0	HOME	0- 0	0- 0	6- 0				
5- 1	0- 0	0- 0	AWAY	0- 0	0- 0	5- 1				
0- 0	0- 0	0- 0	NEUTRAL	0- 0	0- 0	0- 0				

RPI 1-25			RPI 26-50			RPI 51-100				RPI 101+			Team's RPI: 153		
RPI	S	Opponent	Score	RPI	S	Opponent	Score	RPI	S	Opponent	Score	RPI	S	Opponent	Score
								55	A	New Mexico	58 83	105	N	South Alabama	67 68
								55	H	New Mexico	50 75	165	H	Abilene Christian	46 58
												167	A	UC Riverside	64 65
												171	H	Denver	66 64
												224	H	UTRGV	71 63
												240	A	UMKC	90 86
												252	A	A&M-Corpus Christi	67 65
												261	H	California Baptist	76 69
												265	A	CSU Bakersfield	61 59
												265	H	CSU Bakersfield	61 48
												268	A	Western Mich.	66 54
												274	A	UTEP	69 65
												276	A	Utah Valley	72 63
												276	H	Utah Valley	58 52
												291	A	UC Santa Barbara	81 73
												339	A	Grand Canyon	51 54
												339	H	Grand Canyon	81 52
												342	A	Seattle U	83 72
												342	H	Seattle U	75 55
												349	A	Chicago St.	87 66
												350	N	Alcorn	82 64
LAST 12 Division I GAMES:															
				350	N	Alcorn	82 64					240	A	UMKC	90 86
				342	A	Seattle U	83 72					224	H	UTRGV	71 63
				276	A	Utah Valley	72 63					276	H	Utah Valley	58 52
				339	H	Grand Canyon	81 52					342	H	Seattle U	75 55
				265	H	CSU Bakersfield	61 48					265	A	CSU Bakersfield	61 59
				349	A	Chicago St.	87 66					339	A	Grand Canyon	51 54

Non-Div I Games: Tex. Permian Basin 70 38 Northern N.M. 101 51

New Mexico St.

■ Loss,
■ Non-Conf,
■ S Site,
■ Home
■ A Away
N Neutral

Average RPI Win:	290	WON-LOST	WINNING	LAST 10	STRENGTH OF	OPP. STRENGTH	TEAM	ADJ.	CONF.	ADJ CONF.
Average RPI Loss:	180	RECORD	PCT. RANK	GAMES	SCHEDULE	OF SCHEDULE	RPI	RPI	RPI	RPI
DIV. I ONLY	7- 13	257	0- 0	313	250	296	296	25	25	
DIV. I NON-CONF.	1- 5	311	0- 0	143	88	238	238	23	23	
TOTALS	RPI 1-25	RPI 26-50	W-L RECORDS	RPI 51-100	RPI 101-150	RPI 150+				
7- 13	0- 1	0- 1	OVERALL	0- 2	0- 1	7- 8				
4- 5	0- 0	0- 0	HOME	0- 1	0- 0	4- 4				
3- 8	0- 1	0- 1	AWAY	0- 1	0- 1	3- 4				
0- 0	0- 0	0- 0	NEUTRAL	0- 0	0- 0	0- 0				
1- 5	0- 1	0- 1	NON-CONFERENCE	0- 0	0- 1	1- 2				
0- 1	0- 0	0- 0	HOME	0- 0	0- 0	0- 1				
1- 4	0- 1	0- 1	AWAY	0- 0	0- 1	1- 1				
0- 0	0- 0	0- 0	NEUTRAL	0- 0	0- 0	0- 0				
6- 8	0- 0	0- 0	CONFERENCE	0- 2	0- 0	6- 6				
4- 4	0- 0	0- 0	HOME	0- 1	0- 0	4- 3				
2- 4	0- 0	0- 0	AWAY	0- 1	0- 0	2- 3				
0- 0	0- 0	0- 0	NEUTRAL	0- 0	0- 0	0- 0				

RPI S	Opponent	Score	RPI S	Opponent	Score	RPI S	Opponent	Score	RPI S	Opponent	Score	Team's RPI: 296
17	A Miami (FL)	38 78	37	A Rice	56 67	68	H Lamar University	57 79	123	A Pittsburgh	38 90	
						76	A SFA	38 97	165	H Abilene Christian	52 59	
									174	H Nicholls St.	62 76	
									192	A Xavier	45 61	
									201	A Memphis	66 59	
									252	A A&M-Corpus Christi	51 57	
									252	H A&M-Corpus Christi	56 54	
									283	H Central Ark.	60 62	
									304	A Incarnate Word	69 81	
									304	H Incarnate Word	58 55	
									307	A Southeastern La.	61 58	
									312	H La.-Monroe	44 57	
									318	H McNeese	88 76	
									325	A Northwestern St.	67 62	
									325	H Northwestern St.	84 73	
									337	A Houston Baptist	74 83	
LAST 12 Division I GAMES:												
307	A Southeastern La.	61 58	304	A Incarnate Word	69 81							
252	H A&M-Corpus Christi	56 54	283	H Central Ark.	60 62							
174	H Nicholls St.	62 76	252	A A&M-Corpus Christi	51 57							
325	H Northwestern St.	84 73	76	A SFA	38 97							
304	H Incarnate Word	58 55	318	H McNeese	88 76							
325	A Northwestern St.	67 62	68	H Lamar University	57 79							

Non-Div I Games: Dillard 68 59 Centenary (LA) 104 42 Trinity Baptist 93 38

New Orleans

Loss, Non-Conf, S Site, H Home A Away N Neutral

Niagara

Through Games Of Feb. 20, 2019

Average RPI Win:	301	WON-LOST	WINNING	LAST 10	STRENGTH OF	OPP. STRENGTH	TEAM	ADJ.	CONF.	ADJ CONF.
Average RPI Loss:	144	RECORD	PCT. RANK	GAMES	SCHEDULE	OF SCHEDULE	RPI	RPI	RPI	RPI
DIV. I ONLY	12- 14	197	1- 0	287	216	246	246	26	26	
DIV. I NON-CONF.	4- 8	241	1- 0	180	110	255	255	27	27	
TOTALS	RPI 1-25	RPI 26-50	W-L RECORDS	RPI 51-100	RPI 101-150	RPI 150+				
12- 14	0- 2	0- 2	OVERALL	0- 3	0- 1	12- 6				
8- 4	0- 0	0- 0	HOME	0- 1	0- 1	8- 2				
3- 9	0- 2	0- 2	AWAY	0- 1	0- 0	3- 4				
1- 1	0- 0	0- 0	NEUTRAL	0- 1	0- 0	1- 0				
4- 8	0- 2	0- 2	NON-CONFERENCE	0- 1	0- 0	4- 3				
3- 2	0- 0	0- 0	HOME	0- 0	0- 0	3- 2				
0- 5	0- 2	0- 2	AWAY	0- 0	0- 0	0- 1				
1- 1	0- 0	0- 0	NEUTRAL	0- 1	0- 0	1- 0				
8- 6	0- 0	0- 0	CONFERENCE	0- 2	0- 1	8- 3				
5- 2	0- 0	0- 0	HOME	0- 1	0- 1	5- 0				
3- 4	0- 0	0- 0	AWAY	0- 1	0- 0	3- 3				
0- 0	0- 0	0- 0	NEUTRAL	0- 0	0- 0	0- 0				

RPI 1-25				RPI 26-50				RPI 51-100				RPI 101+ Team's RPI: 246			
RPI	S	Opponent	Score	RPI	S	Opponent	Score	RPI	S	Opponent	Score	RPI	S	Opponent	Score
11	A	Iowa St.	35 95	39	A	Buffalo	61 88	65	A	Quinnipiac	42 62	144	H	Marist	58 87
12	A	Syracuse	45 94	50	A	West Virginia	32 84	65	H	Quinnipiac	55 96	230	H	St. Bonaventure	48 76
								99	N	Yale	64 67	237	H	Howard	61 68
												242	A	Saint Joseph's	54 68
												247	A	Monmouth	54 76
												255	H	Colgate	74 69
												258	H	Binghamton	79 72
												279	H	Canisius	74 52
												285	A	Siena	61 67
												287	A	Manhattan	58 54
												287	H	Manhattan	61 51
												294	A	Fairfield	54 55
												294	H	Fairfield	71 68
												302	N	Morgan St.	67 57
												323	A	Iona	58 46
												323	H	Iona	72 53
												328	H	Coppin St.	71 69
												335	A	Saint Peter's	75 66
												335	H	Saint Peter's	81 57
LAST 12 Division I GAMES:															
302	N	Morgan St.	67 57	323	H	Iona	72 53								
99	N	Yale	64 67	335	H	Saint Peter's	81 57								
285	A	Siena	61 67	247	A	Monmouth	54 76								
279	H	Canisius	74 52	287	A	Manhattan	58 54								
294	A	Fairfield	54 55	294	H	Fairfield	71 68								
65	A	Quinnipiac	42 62	65	H	Quinnipiac	55 96								

Non-Div I Games:

Niagara

■ Loss,
 ■ Non-Conf,
 ■ S Site,
 ■ H Home
 ■ A Away
 N Neutral

Average RPI Win:	290	WON-LOST	WINNING	LAST 10	STRENGTH OF	OPP. STRENGTH	TEAM	ADJ.	CONF.	ADJ CONF.
Average RPI Loss:	121	RECORD	PCT. RANK	GAMES	SCHEDULE	OF SCHEDULE	RPI	RPI	RPI	RPI
DIV. I ONLY	13- 10	137	0- 1	297	240	174	174	25	25	
DIV. I NON-CONF.	4- 6	212	0- 1	201	129	176	176	23	23	
TOTALS	RPI 1-25	RPI 26-50	W-L RECORDS	RPI 51-100	RPI 101-150	RPI 150+				
13- 10	0- 1	0- 0	OVERALL	0- 4	0- 2	13- 3				
6- 1	0- 0	0- 0	HOME	0- 0	0- 0	6- 1				
6- 8	0- 1	0- 0	AWAY	0- 4	0- 1	6- 2				
1- 1	0- 0	0- 0	NEUTRAL	0- 0	0- 1	1- 0				
4- 6	0- 1	0- 0	NON-CONFERENCE	0- 2	0- 2	4- 1				
1- 0	0- 0	0- 0	HOME	0- 0	0- 0	1- 0				
2- 5	0- 1	0- 0	AWAY	0- 2	0- 1	2- 1				
1- 1	0- 0	0- 0	NEUTRAL	0- 0	0- 1	1- 0				
9- 4	0- 0	0- 0	CONFERENCE	0- 2	0- 0	9- 2				
5- 1	0- 0	0- 0	HOME	0- 0	0- 0	5- 1				
4- 3	0- 0	0- 0	AWAY	0- 2	0- 0	4- 1				
0- 0	0- 0	0- 0	NEUTRAL	0- 0	0- 0	0- 0				

RPI 1-25				RPI 26-50				RPI 51-100				RPI 101+ Team's RPI: 174			
RPI	S	Opponent	Score	RPI	S	Opponent	Score	RPI	S	Opponent	Score	RPI	S	Opponent	Score
2	A	Baylor	39 100					53	A	Auburn	59 80	146	N	Delaware	56 71
								60	A	LSU	44 76	147	A	Tulane	46 71
								68	A	Lamar University	65 78	165	A	Abilene Christian	66 76
								76	A	SFA	62 70	173	A	Texas St.	67 72
												179	H	Sam Houston St.	84 81
												231	N	Texas Southern	58 57
												252	H	A&M-Corpus Christi	85 55
												274	A	UTEP	58 56
												283	A	Central Ark.	64 60
												296	A	New Orleans	76 62
												304	H	Incarinate Word	86 62
												307	A	Southeastern La.	73 66
												312	A	La.-Monroe	55 54
												318	H	McNeese	68 69
												325	H	Northwestern St.	97 86
												329	H	Mississippi Val.	72 47
												337	A	Houston Baptist	58 55
												337	H	Houston Baptist	77 54
LAST 12 Division I GAMES:															
146	N	Delaware	56 71	307	A	Southeastern La.	73 66								
173	A	Texas St.	67 72	68	A	Lamar University	65 78								
179	H	Sam Houston St.	84 81	252	H	A&M-Corpus Christi	85 55								
337	A	Houston Baptist	58 55	283	A	Central Ark.	64 60								
165	A	Abilene Christian	66 76	318	H	McNeese	68 69								
296	A	New Orleans	76 62	337	H	Houston Baptist	77 54								

Non-Div I Games: Southern-N.O. 86 49 William Carey 86 45

Nicholls St.

Loss, Non-Conf, S Site, H Home A Away N Neutral

Average RPI Win:	306	WON-LOST	WINNING	LAST 10	STRENGTH OF	OPP. STRENGTH	TEAM	ADJ.	CONF.	ADJ CONF.
Average RPI Loss:	181	RECORD	PCT. RANK	GAMES	SCHEDULE	OF SCHEDULE	RPI	RPI	RPI	RPI
DIV. I ONLY	11- 12	185	1- 0	331	325	270	270	32	32	
DIV. I NON-CONF.	3- 8	267	1- 0	280	163	303	303	32	32	
TOTALS	RPI 1-25	RPI 26-50	W-L RECORDS	RPI 51-100	RPI 101-150	RPI 150+				
11- 12	0- 0	0- 0	OVERALL	0- 1	0- 3	11- 8				
6- 4	0- 0	0- 0	HOME	0- 0	0- 0	6- 4				
4- 8	0- 0	0- 0	AWAY	0- 1	0- 3	4- 4				
1- 0	0- 0	0- 0	NEUTRAL	0- 0	0- 0	1- 0				
3- 8	0- 0	0- 0	NON-CONFERENCE	0- 1	0- 3	3- 4				
2- 2	0- 0	0- 0	HOME	0- 0	0- 0	2- 2				
0- 6	0- 0	0- 0	AWAY	0- 1	0- 3	0- 2				
1- 0	0- 0	0- 0	NEUTRAL	0- 0	0- 0	1- 0				
8- 4	0- 0	0- 0	CONFERENCE	0- 0	0- 0	8- 4				
4- 2	0- 0	0- 0	HOME	0- 0	0- 0	4- 2				
4- 2	0- 0	0- 0	AWAY	0- 0	0- 0	4- 2				
0- 0	0- 0	0- 0	NEUTRAL	0- 0	0- 0	0- 0				

RPI 1-25			RPI 26-50			RPI 51-100			RPI 101+ Team's RPI: 270		
RPI	S	Opponent	Score	RPI	S	Opponent	Score	RPI	S	Opponent	Score
						74 A Old Dominion	53 69	121 A Wake Forest		61 63	
								125 A High Point		51 83	
								140 A Lehigh		41 62	
								160 H William & Mary		44 55	
								182 H UMES		43 59	
								195 H N.C. A&T		44 49	
								206 A Ole Miss		42 60	
								213 N Liberty		66 53	
								216 A Bethune-Cookman		58 65	
								216 H Bethune-Cookman		57 50	
								222 H Campbell		49 57	
								233 H Navy		65 58	
								237 A Howard		70 74	
								293 A La Salle		52 62	
								308 A South Carolina St.		57 50	
								328 A Coppin St.		68 63	
								338 H Longwood		74 42	
								341 H N.C. Central		62 48	
								343 H Delaware St.		63 50	
								347 A Florida A&M		69 45	
								347 H Florida A&M		60 58	
								348 A Savannah St.		78 42	
LAST 12 Division I GAMES:											
213 N		Liberty	66 53	182 H		UMES	43 59				
195 H		N.C. A&T	44 49	308 A		South Carolina St.	57 50				
341 H		N.C. Central	62 48	348 A		Savannah St.	78 42				
347 A		Florida A&M	69 45	216 H		Bethune-Cookman	57 50				
216 A		Bethune-Cookman	58 65	328 A		Coppin St.	68 63				
237 A		Howard	70 74	347 H		Florida A&M	60 58				

Non-Div I Games: Cheyney 93 40 Saint Augustine's 71 38

Norfolk St.

Average RPI Win:	275	WON-LOST	WINNING	LAST 10	STRENGTH OF	OPP. STRENGTH	TEAM	ADJ.	CONF.	ADJ CONF.
Average RPI Loss:	169	RECORD	PCT. RANK	GAMES	SCHEDULE	OF SCHEDULE	RPI	RPI	RPI	RPI
DIV. I ONLY	13- 5	62	0- 0	344	257	178	178	24	24	
DIV. I NON-CONF.	5- 1	37	0- 0	351	205	181	181	26	26	
TOTALS	RPI 1-25	RPI 26-50	W-L RECORDS	RPI 51-100	RPI 101-150	RPI 150+				
13- 5	0- 0	0- 0	OVERALL	0- 2	0- 0	13- 3				
5- 2	0- 0	0- 0	HOME	0- 1	0- 0	5- 1				
6- 3	0- 0	0- 0	AWAY	0- 1	0- 0	6- 2				
2- 0	0- 0	0- 0	NEUTRAL	0- 0	0- 0	2- 0				
5- 1	0- 0	0- 0	NON-CONFERENCE	0- 0	0- 0	5- 1				
1- 0	0- 0	0- 0	HOME	0- 0	0- 0	1- 0				
2- 1	0- 0	0- 0	AWAY	0- 0	0- 0	2- 1				
2- 0	0- 0	0- 0	NEUTRAL	0- 0	0- 0	2- 0				
8- 4	0- 0	0- 0	CONFERENCE	0- 2	0- 0	8- 2				
4- 2	0- 0	0- 0	HOME	0- 1	0- 0	4- 1				
4- 2	0- 0	0- 0	AWAY	0- 1	0- 0	4- 1				
0- 0	0- 0	0- 0	NEUTRAL	0- 0	0- 0	0- 0				

RPI 1-25				RPI 26-50				RPI 51-100				RPI 101+ Team's RPI: 178				
RPI	S	Opponent	Score	RPI	S	Opponent	Score	RPI	S	Opponent	Score	RPI	S	Opponent	Score	
								71	A	FGCU	51	76	191	A	Vanderbilt	74 71
								71	H	FGCU	52	68	192	A	Xavier	81 94
													206	H	Stetson	71 55
													213	H	Liberty	57 61
													214	N	Southeast Mo. St.	80 67
													229	A	Jacksonville	62 59
													257	H	Alabama St.	68 42
													273	A	North Florida	70 64
													273	H	North Florida	77 62
													299	A	Kennesaw St.	72 74
													299	H	Kennesaw St.	80 55
													321	A	NJIT	77 54
													321	H	NJIT	72 60
													324	A	Lipscomb	81 60
													329	A	Mississippi Val.	86 72
													334	N	Western Caro.	89 66
LAST 12 Division I GAMES:																
				299	A	Kennesaw St.	72 74					299	H	Kennesaw St.	80 55	
				213	H	Liberty	57 61					206	H	Stetson	71 55	
				273	H	North Florida	77 62					229	A	Jacksonville	62 59	
				71	A	FGCU	51 76					321	H	NJIT	72 60	
				324	A	Lipscomb	81 60					71	H	FGCU	52 68	
				321	A	NJIT	77 54					273	A	North Florida	70 64	

Non-Div I Games: Stillman 99 43 Martin Methodist 79 48 Lane 98 57 Blue Mountain (MS) 70 42
North Ala.

North Carolina

Through Games Of Feb. 20, 2019

Average RPI Win:	103	WON-LOST	WINNING	LAST 10	STRENGTH OF	OPP. STRENGTH	TEAM	ADJ.	CONF.	ADJ CONF.
Average RPI Loss:	59	RECORD	PCT. RANK	GAMES	SCHEDULE	OF SCHEDULE	RPI	RPI	RPI	RPI
DIV. I ONLY	16- 11	126	1- 0	8	13	29	29	1	1	
DIV. I NON-CONF.	9- 5	104	0- 0	35	83	49	49	1	1	
TOTALS	RPI 1-25	RPI 26-50	W-L RECORDS	RPI 51-100	RPI 101-150	RPI 150+				
16- 11	2- 5	4- 0	OVERALL	3- 4	4- 2	3- 0				
9- 3	1- 1	1- 0	HOME	2- 2	3- 0	2- 0				
4- 6	1- 3	1- 0	AWAY	1- 1	0- 2	1- 0				
3- 2	0- 1	2- 0	NEUTRAL	0- 1	1- 0	0- 0				
9- 5	0- 1	2- 0	NON-CONFERENCE	2- 3	2- 1	3- 0				
5- 1	0- 0	0- 0	HOME	2- 1	1- 0	2- 0				
1- 2	0- 0	0- 0	AWAY	0- 1	0- 1	1- 0				
3- 2	0- 1	2- 0	NEUTRAL	0- 1	1- 0	0- 0				
7- 6	2- 4	2- 0	CONFERENCE	1- 1	2- 1	0- 0				
4- 2	1- 1	1- 0	HOME	0- 1	2- 0	0- 0				
3- 4	1- 3	1- 0	AWAY	1- 0	0- 1	0- 0				
0- 0	0- 0	0- 0	NEUTRAL	0- 0	0- 0	0- 0				

RPI 1-25				RPI 26-50				Team's RPI: 29	RPI 51-100				RPI 101+			
RPI	S	Opponent	Score	RPI	S	Opponent	Score		RPI	S	Opponent	Score	RPI	S	Opponent	Score
1	H	Notre Dame	78 73	37	N	Rice	71 50		53	N	Auburn	81 86	104	H	Virginia	70 53
3	A	Louisville	66 73	38	H	Georgia Tech	91 90		67	A	Virginia Tech	81 69	113	H	UNCW	82 55
10	A	NC State	64 51	41	A	Clemson	70 64		70	H	Maine	73 85	121	H	Wake Forest	84 61
12	A	Syracuse	77 90	42	N	UCLA	83 49		80	H	Kent St.	73 60	123	A	Pittsburgh	78 91
17	A	Miami (FL)	68 76						91	H	Duke	69 85	134	N	South Fla.	71 69
20	H	Florida St.	63 64						92	A	Ohio St.	69 76	141	A	Colorado	74 86
23	N	Kentucky	75 85						95	H	VCU	59 47	211	A	Elon	100 69
LAST 12 Division I GAMES:																
104	H	Virginia	70 53	1	H	Notre Dame	78 73		67	A	Virginia Tech	81 69				
123	A	Pittsburgh	78 91	17	A	Miami (FL)	68 76		121	H	Wake Forest	84 61				
41	A	Clemson	70 64	12	A	Syracuse	77 90		20	H	Florida St.	63 64				
91	H	Duke	69 85													
10	A	NC State	64 51													
38	H	Georgia Tech	91 90													

Non-Div I Games:

North Carolina

■ Loss,
 ■ Non-Conf, S Site,
 ■ Home
 ■ Away
 N Neutral

North Dakota

Through Games Of Feb. 20, 2019

Average RPI Win:	279	WON-LOST	WINNING	LAST 10	STRENGTH OF	OPP. STRENGTH	TEAM	ADJ.	CONF.	ADJ CONF.
Average RPI Loss:	139	RECORD	PCT. RANK	GAMES	SCHEDULE	OF SCHEDULE	RPI	RPI	RPI	RPI
DIV. I ONLY	9- 16	252	0- 1	254	151	244	244	19	19	
DIV. I NON-CONF.	4- 8	241	0- 0	240	80	206	206	19	19	
TOTALS	RPI 1-25	RPI 26-50	W-L RECORDS	RPI 51-100	RPI 101-150	RPI 150+				
9- 16	0- 2	0- 3	OVERALL	0- 1	0- 1	9- 9				
3- 5	0- 0	0- 2	HOME	0- 0	0- 0	3- 3				
4- 11	0- 2	0- 1	AWAY	0- 1	0- 1	4- 6				
2- 0	0- 0	0- 0	NEUTRAL	0- 0	0- 0	2- 0				
4- 8	0- 2	0- 0	NON-CONFERENCE	0- 1	0- 1	4- 4				
0- 1	0- 0	0- 0	HOME	0- 0	0- 0	0- 1				
2- 7	0- 2	0- 0	AWAY	0- 1	0- 1	2- 3				
2- 0	0- 0	0- 0	NEUTRAL	0- 0	0- 0	2- 0				
5- 8	0- 0	0- 3	CONFERENCE	0- 0	0- 0	5- 5				
3- 4	0- 0	0- 2	HOME	0- 0	0- 0	3- 2				
2- 4	0- 0	0- 1	AWAY	0- 0	0- 0	2- 3				
0- 0	0- 0	0- 0	NEUTRAL	0- 0	0- 0	0- 0				

RPI S	Opponent	Score	RPI S	Opponent	Score	RPI S	Opponent	Score	RPI S	Opponent	Score	Team's RPI: 244
11	A Iowa St.	35 87	32	H South Dakota	50 80	78	A UNI	60 64	137	A Penn St.	68 75	
12	A Syracuse	49 85	33	A South Dakota St.	58 81				157	A Illinois St.	55 67	
			33	H South Dakota St.	48 66				171	A Denver	66 87	
									172	A Oral Roberts	75 67	
									172	H Oral Roberts	58 80	
									183	H Milwaukee	46 64	
									206	A Stetson	63 74	
									219	A Western Ill.	90 111	
									219	H Western Ill.	80 92	
									234	A Massachusetts	59 52	
									239	A Rhode Island	63 77	
									243	N San Francisco	100 97	
									268	N Western Mich.	62 50	
									311	A Valparaiso	62 56	
									317	A Omaha	69 68	
									317	H Omaha	68 57	
									320	A North Dakota St.	57 69	
									320	H North Dakota St.	70 58	
									332	H Purdue Fort Wayne	79 60	
LAST 12 Division I GAMES:												
172	H Oral Roberts	58 80	320	A North Dakota St.	57 69							
33	A South Dakota St.	58 81	33	H South Dakota St.	48 66							
320	H North Dakota St.	70 58	219	H Western Ill.	80 92							
317	A Omaha	69 68	317	H Omaha	68 57							
219	A Western Ill.	90 111	171	A Denver	66 87							
32	H South Dakota	50 80	172	A Oral Roberts	75 67							

Non-Div I Games: Mayville St. 84 50

North Dakota

Loss, Non-Conf, S Site, H Home A Away N Neutral

Average RPI Win:	283	WON-LOST	WINNING	LAST 10	STRENGTH OF	OPP. STRENGTH	TEAM	ADJ.	CONF.	ADJ CONF.
Average RPI Loss:	164	RECORD	PCT. RANK	GAMES	SCHEDULE	OF SCHEDULE	RPI	RPI	RPI	RPI
DIV. I ONLY	5- 19	315	0- 1	251	213	320	320	19	19	
DIV. I NON-CONF.	2- 9	297	0- 0	297	219	332	332	19	19	
TOTALS	RPI 1-25	RPI 26-50	W-L RECORDS	RPI 51-100	RPI 101-150	RPI 150+				
5- 19	0- 0	0- 3	OVERALL	0- 1	0- 2	5- 13				
4- 7	0- 0	0- 2	HOME	0- 0	0- 1	4- 4				
1- 10	0- 0	0- 1	AWAY	0- 1	0- 1	1- 7				
0- 2	0- 0	0- 0	NEUTRAL	0- 0	0- 0	0- 2				
2- 9	0- 0	0- 0	NON-CONFERENCE	0- 1	0- 2	2- 6				
1- 3	0- 0	0- 0	HOME	0- 0	0- 1	1- 2				
1- 4	0- 0	0- 0	AWAY	0- 1	0- 1	1- 2				
0- 2	0- 0	0- 0	NEUTRAL	0- 0	0- 0	0- 2				
3- 10	0- 0	0- 3	CONFERENCE	0- 0	0- 0	3- 7				
3- 4	0- 0	0- 2	HOME	0- 0	0- 0	3- 2				
0- 6	0- 0	0- 1	AWAY	0- 0	0- 0	0- 5				
0- 0	0- 0	0- 0	NEUTRAL	0- 0	0- 0	0- 0				

RPI S	Opponent	Score	RPI S	Opponent	Score	RPI S	Opponent	Score	RPI S	Opponent	Score	Team's RPI: 320
32	H South Dakota	41 67	96	A Northern Ill.	63 81	106	A Pacific	68 75				
33	A South Dakota St.	33 86				112	H Creighton	51 86				
33	H South Dakota St.	48 88				171	A Denver	54 81				
						171	H Denver	67 87				
						172	A Oral Roberts	72 101				
						172	H Oral Roberts	54 65				
						176	N North Texas	78 92				
						181	A Wisconsin	53 64				
						183	H Milwaukee	55 57				
						206	A Stetson	59 60				
						219	A Western Ill.	70 82				
						219	H Western Ill.	68 60				
						240	H UMKC	59 69				
						243	N San Francisco	42 75				
						244	A North Dakota	58 70				
						244	H North Dakota	69 57				
						309	H New Hampshire	56 51				
						311	A Valparaiso	51 48				
						317	A Omaha	61 78				
						332	H Purdue Fort Wayne	70 54				
LAST 12 Division I GAMES:												
33	H South Dakota St.	48 88	33	A South Dakota St.	33 86							
172	H Oral Roberts	54 65	244	H North Dakota	69 57							
171	H Denver	67 87	171	A Denver	54 81							
244	A North Dakota	58 70	219	H Western Ill.	68 60							
219	A Western Ill.	70 82	317	A Omaha	61 78							
172	A Oral Roberts	72 101	32	H South Dakota	41 67							

Non-Div I Games: Mayville St. 49 43

North Dakota St.

■ Loss,
 ■ Non-Conf, S Site,
 ■ Home
 ■ Away
 N Neutral

North Florida

Through Games Of Feb. 20, 2019

Average RPI Win:	304	WON-LOST	WINNING	LAST 10	STRENGTH OF	OPP. STRENGTH	TEAM	ADJ.	CONF.	ADJ CONF.
Average RPI Loss:	172	RECORD	PCT. RANK	GAMES	SCHEDULE	OF SCHEDULE	RPI	RPI	RPI	RPI
DIV. I ONLY	9- 13	230	0- 1	304	288	273	273	24	24	
DIV. I NON-CONF.	3- 6	241	0- 0	308	277	319	319	26	26	
TOTALS	RPI 1-25	RPI 26-50	W-L RECORDS	RPI 51-100	RPI 101-150	RPI 150+				
9- 13	0- 1	0- 0	OVERALL	0- 3	0- 0	9- 9				
6- 4	0- 0	0- 0	HOME	0- 1	0- 0	6- 3				
3- 9	0- 1	0- 0	AWAY	0- 2	0- 0	3- 6				
0- 0	0- 0	0- 0	NEUTRAL	0- 0	0- 0	0- 0				
3- 6	0- 1	0- 0	NON-CONFERENCE	0- 1	0- 0	3- 4				
3- 1	0- 0	0- 0	HOME	0- 0	0- 0	3- 1				
0- 5	0- 1	0- 0	AWAY	0- 1	0- 0	0- 3				
0- 0	0- 0	0- 0	NEUTRAL	0- 0	0- 0	0- 0				
6- 7	0- 0	0- 0	CONFERENCE	0- 2	0- 0	6- 5				
3- 3	0- 0	0- 0	HOME	0- 1	0- 0	3- 2				
3- 4	0- 0	0- 0	AWAY	0- 1	0- 0	3- 3				
0- 0	0- 0	0- 0	NEUTRAL	0- 0	0- 0	0- 0				

RPI 1-25				RPI 26-50				RPI 51-100				RPI 101+ Team's RPI: 273			
RPI	S	Opponent	Score	RPI	S	Opponent	Score	RPI	S	Opponent	Score	RPI	S	Opponent	Score
20	A	Florida St.	53 74					54	A	Indiana	52 75	178	A	North Ala.	62 77
								71	A	FGCU	48 80	178	H	North Ala.	64 70
								71	H	FGCU	66 105	206	A	Ole Miss	69 82
												206	H	Stetson	71 57
												213	A	Liberty	53 69
												216	A	Bethune-Cookman	60 76
												229	A	Jacksonville	63 75
												229	H	Jacksonville	72 80
												275	A	Colorado St.	59 61
												297	H	Alabama A&M	62 63
												299	A	Kennesaw St.	71 60
												299	H	Kennesaw St.	74 66
												301	H	Charleston So.	82 76
												314	H	FIU	62 53
												321	A	NJIT	78 59
												324	A	Lipscomb	68 53
												324	H	Lipscomb	72 66
												347	H	Florida A&M	64 53
LAST 12 Division I GAMES:															
229	A	Jacksonville	63 75	71	A	FGCU	48 80								
321	A	NJIT	78 59	229	H	Jacksonville	72 80								
299	H	Kennesaw St.	74 66	213	A	Liberty	53 69								
178	A	North Ala.	62 77	206	H	Stetson	71 57								
324	H	Lipscomb	72 66	71	H	FGCU	66 105								
299	A	Kennesaw St.	71 60	324	A	Lipscomb	68 53								

Non-Div I Games: Trinity Baptist 99 40 Warner 67 36

North Florida

Loss, Non-Conf, S Site, H Home A Away N Neutral

North Texas

Through Games Of Feb. 20, 2019

Average RPI Win:	226	WON-LOST	WINNING	LAST 10	STRENGTH OF	OPP. STRENGTH	TEAM	ADJ.	CONF.	ADJ CONF.
Average RPI Loss:	121	RECORD	PCT. RANK	GAMES	SCHEDULE	OF SCHEDULE	RPI	RPI	RPI	RPI
DIV. I ONLY	11- 11	165	1- 0	168	132	176	176	14	14	
DIV. I NON-CONF.	4- 5	190	0- 0	210	117	237	237	18	18	
TOTALS	RPI 1-25	RPI 26-50	W-L RECORDS	RPI 51-100	RPI 101-150	RPI 150+				
11- 11	0- 0	0- 4	OVERALL	1- 2	2- 1	8- 4				
7- 4	0- 0	0- 1	HOME	1- 1	1- 0	5- 2				
3- 6	0- 0	0- 2	AWAY	0- 1	1- 1	2- 2				
1- 1	0- 0	0- 1	NEUTRAL	0- 0	0- 0	1- 0				
4- 5	0- 0	0- 3	NON-CONFERENCE	1- 0	0- 0	3- 2				
3- 2	0- 0	0- 1	HOME	1- 0	0- 0	2- 1				
0- 2	0- 0	0- 1	AWAY	0- 0	0- 0	0- 1				
1- 1	0- 0	0- 1	NEUTRAL	0- 0	0- 0	1- 0				
7- 6	0- 0	0- 1	CONFERENCE	0- 2	2- 1	5- 2				
4- 2	0- 0	0- 0	HOME	0- 1	1- 0	3- 1				
3- 4	0- 0	0- 1	AWAY	0- 1	1- 1	2- 1				
0- 0	0- 0	0- 0	NEUTRAL	0- 0	0- 0	0- 0				

RPI S	Opponent	Score	RPI S	Opponent	Score	RPI S	Opponent	Score	RPI S	Opponent	Score	Team's RPI: 176
30	H Texas	54 64	66	A Middle Tenn.	46 61	114	A UAB	60 70				
37	A Rice	52 64	69	H Missouri St.	83 76	127	A Western Ky.	76 67				
44	N Wyoming	49 53	74	H Old Dominion	71 72	135	H Charlotte	68 63				
46	A Kansas St.	42 60				166	A Louisiana Tech	65 54				
						185	A Southern Miss.	62 48				
						194	A Marshall	55 67				
						199	H Utah St.	41 57				
						226	A SMU	66 73				
						265	H CSU Bakersfield	71 59				
						274	H UTEP	70 51				
						298	H Fla. Atlantic	82 62				
						300	H UTSA	54 57				
						314	H FIU	75 50				
						320	N North Dakota St.	92 78				
						337	H Houston Baptist	100 75				
LAST 12 Division I GAMES:												
314	H FIU	75 50	66	A Middle Tenn.	46 61							
298	H Fla. Atlantic	82 62	114	A UAB	60 70							
127	A Western Ky.	76 67	37	A Rice	52 64							
194	A Marshall	55 67	300	H UTSA	54 57							
135	H Charlotte	68 63	274	H UTEP	70 51							
74	H Old Dominion	71 72	185	A Southern Miss.	62 48							

Non-Div I Games: Mid-Amer. Christian82 35 Xavier (LA) 59 46 Okla. Panhandle 93 52

North Texas

Loss, Non-Conf, S Site, H Home A Away N Neutral

Northeastern

Through Games Of Feb. 20, 2019

Average RPI Win:	188	WON-LOST	WINNING	LAST 10	STRENGTH OF	OPP. STRENGTH	TEAM	ADJ.	CONF.	ADJ CONF.
Average RPI Loss:	110	RECORD	PCT. RANK	GAMES	SCHEDULE	OF SCHEDULE	RPI	RPI	RPI	RPI
DIV. I ONLY	15- 9	102	0- 1	99	154	88	88	10	10	
DIV. I NON-CONF.	10- 1	17	0- 0	173	224	31	31	10	10	
TOTALS	RPI 1-25	RPI 26-50	W-L RECORDS	RPI 51-100	RPI 101-150	RPI 150+				
15- 9	0- 0	0- 2	OVERALL	2- 2	4- 4	9- 1				
10- 2	0- 0	0- 1	HOME	1- 1	3- 0	6- 0				
5- 7	0- 0	0- 1	AWAY	1- 1	1- 4	3- 1				
0- 0	0- 0	0- 0	NEUTRAL	0- 0	0- 0	0- 0				
10- 1	0- 0	0- 0	NON-CONFERENCE	2- 0	2- 1	6- 0				
6- 0	0- 0	0- 0	HOME	1- 0	1- 0	4- 0				
4- 1	0- 0	0- 0	AWAY	1- 0	1- 1	2- 0				
0- 0	0- 0	0- 0	NEUTRAL	0- 0	0- 0	0- 0				
5- 8	0- 0	0- 2	CONFERENCE	0- 2	2- 3	3- 1				
4- 2	0- 0	0- 1	HOME	0- 1	2- 0	2- 0				
1- 6	0- 0	0- 1	AWAY	0- 1	0- 3	1- 1				
0- 0	0- 0	0- 0	NEUTRAL	0- 0	0- 0	0- 0				

RPI S	Opponent	Score	RPI S	Opponent	Score	RPI S	Opponent	Score	RPI S	Opponent	Score
36	A James Madison	49 84	36	H James Madison	51 58	70	H Maine	63 55	113	A UNCW	70 83
						72	A Drexel	45 76	115	A Dayton	84 79
						72	H Drexel	59 61	116	A Towson	83 88
						100	A Providence	65 59	116	H Towson	77 68
									122	H Fordham	58 54
									144	A Marist	84 90
									146	A Delaware	63 77
									146	H Delaware	75 62
									156	H Boston U.	81 51
									160	H William & Mary	88 74
									211	H Elon	79 71
									218	A Florida	79 66
									234	H Massachusetts	53 52
									251	A Hofstra	61 78
									282	H Air Force	54 41
									288	A Col. of Charleston	87 56
									294	A Fairfield	59 50
									309	H New Hampshire	69 54
LAST 12 Division I GAMES:											
72	A Drexel	45 76	251	A Hofstra	61 78						
146	A Delaware	63 77	146	H Delaware	75 62						
116	H Towson	77 68	72	H Drexel	59 61						
36	H James Madison	51 58	36	A James Madison	49 84						
113	A UNCW	70 83	116	A Towson	83 88						
288	A Col. of Charleston	87 56	160	H William & Mary	88 74						

Non-Div I Games:

Northeastern

■ Loss,
 ■ Non-Conf, S Site,
 ■ Home
 ■ Away
 N Neutral

Average RPI Win:	229	WON-LOST	WINNING	LAST 10	STRENGTH OF	OPP. STRENGTH	TEAM	ADJ.	CONF.	ADJ CONF.
Average RPI Loss:	157	RECORD	PCT. RANK	GAMES	SCHEDULE	OF SCHEDULE	RPI	RPI	RPI	RPI
DIV. I ONLY	9- 15	244	0- 1	232	168	238	238	16	16	
DIV. I NON-CONF.	4- 5	190	0- 1	244	128	199	199	12	12	
TOTALS	RPI 1-25	RPI 26-50	W-L RECORDS	RPI 51-100	RPI 101-150	RPI 150+				
9- 15	0- 0	0- 0	OVERALL	2- 4	1- 4	6- 7				
4- 6	0- 0	0- 0	HOME	1- 3	0- 1	3- 2				
5- 8	0- 0	0- 0	AWAY	1- 1	1- 3	3- 4				
0- 1	0- 0	0- 0	NEUTRAL	0- 0	0- 0	0- 1				
4- 5	0- 0	0- 0	NON-CONFERENCE	1- 2	1- 0	2- 3				
2- 1	0- 0	0- 0	HOME	1- 1	0- 0	1- 0				
2- 3	0- 0	0- 0	AWAY	0- 1	1- 0	1- 2				
0- 1	0- 0	0- 0	NEUTRAL	0- 0	0- 0	0- 1				
5- 10	0- 0	0- 0	CONFERENCE	1- 2	0- 4	4- 4				
2- 5	0- 0	0- 0	HOME	0- 2	0- 1	2- 2				
3- 5	0- 0	0- 0	AWAY	1- 0	0- 3	2- 2				
0- 0	0- 0	0- 0	NEUTRAL	0- 0	0- 0	0- 0				

RPI S	Opponent	Score	RPI S	Opponent	Score	RPI S	Opponent	Score	RPI S	Opponent	Score	Team's RPI: 238
						55	H New Mexico	55 84	108	A Loyola Marymount	63 62	
						73	A Arizona	47 71	118	A Northern Colo.	53 63	
						83	H Idaho	69 86	130	A Portland St.	55 72	
						89	H Fresno St.	86 73	130	H Portland St.	59 74	
						98	A Idaho St.	81 77	149	A Montana St.	70 80	
						98	H Idaho St.	69 80	154	A Montana	62 78	
									161	A Washington	59 81	
									186	H Eastern Wash.	62 64	
									226	N SMU	48 55	
									236	A Sacramento St.	61 65	
									236	H Sacramento St.	71 69	
									261	H California Baptist	91 88	
									275	A Colorado St.	54 65	
									280	A Southern Utah	78 69	
									280	H Southern Utah	76 82	
									322	A Weber St.	75 64	
									322	H Weber St.	74 64	
									342	A Seattle U	65 58	
LAST 12 Division I GAMES:												
			226	N SMU	48 55	83	H Idaho	69 86				
			236	H Sacramento St.	71 69	280	A Southern Utah	78 69				
			130	H Portland St.	59 74	118	A Northern Colo.	53 63				
			322	A Weber St.	75 64	130	A Portland St.	55 72				
			98	A Idaho St.	81 77	236	A Sacramento St.	61 65				
			186	H Eastern Wash.	62 64	280	H Southern Utah	76 82				

Non-Div I Games:

Northern Ariz.

■ Loss,
■ Non-Conf,
■ S Site,
■ H Home
■ A Away
N Neutral

Average RPI Win:	184	WON-LOST	WINNING	LAST 10	STRENGTH OF	OPP. STRENGTH	TEAM	ADJ.	CONF.	ADJ CONF.
Average RPI Loss:	162	RECORD	PCT. RANK	GAMES	SCHEDULE	OF SCHEDULE	RPI	RPI	RPI	RPI
DIV. I ONLY	16- 8	84	1- 0	213	116	118	118	16	16	
DIV. I NON-CONF.	5- 4	139	0- 0	276	37	148	148	12	12	
TOTALS	RPI 1-25	RPI 26-50	W-L RECORDS	RPI 51-100	RPI 101-150	RPI 150+				
16- 8	0- 0	0- 1	OVERALL	3- 1	2- 3	11- 3				
8- 3	0- 0	0- 0	HOME	2- 0	1- 1	5- 2				
8- 5	0- 0	0- 1	AWAY	1- 1	1- 2	6- 1				
0- 0	0- 0	0- 0	NEUTRAL	0- 0	0- 0	0- 0				
5- 4	0- 0	0- 1	NON-CONFERENCE	0- 1	0- 1	5- 1				
3- 0	0- 0	0- 0	HOME	0- 0	0- 0	3- 0				
2- 4	0- 0	0- 1	AWAY	0- 1	0- 1	2- 1				
0- 0	0- 0	0- 0	NEUTRAL	0- 0	0- 0	0- 0				
11- 4	0- 0	0- 0	CONFERENCE	3- 0	2- 2	6- 2				
5- 3	0- 0	0- 0	HOME	2- 0	1- 1	2- 2				
6- 1	0- 0	0- 0	AWAY	1- 0	1- 1	4- 0				
0- 0	0- 0	0- 0	NEUTRAL	0- 0	0- 0	0- 0				

RPI S	Opponent	Score	RPI S	Opponent	Score	RPI S	Opponent	Score	RPI S	Opponent	Score	Team's RPI: 118
27	A BYU	50 70	60	A LSU	57 62	130	A Portland St.	66 85				
			83	A Idaho	86 72	130	H Portland St.	79 63				
			83	H Idaho	77 72	141	A Colorado	69 77				
			98	H Idaho St.	60 56	149	A Montana St.	84 73				
						149	H Montana St.	66 79				
						152	H Chattanooga	68 65				
						154	A Montana	73 62				
						171	H Denver	74 66				
						186	A Eastern Wash.	67 62				
						186	H Eastern Wash.	72 76				
						226	H SMU	58 57				
						236	A Sacramento St.	71 61				
						236	H Sacramento St.	82 69				
						238	H Northern Ariz.	63 53				
						243	A San Francisco	68 63				
						275	A Colorado St.	53 47				
						280	A Southern Utah	71 44				
						282	A Air Force	57 69				
						322	H Weber St.	54 55				
LAST 12 Division I GAMES:												
83	H Idaho	77 72	280	A Southern Utah	71 44							
186	H Eastern Wash.	72 76	98	H Idaho St.	60 56							
236	A Sacramento St.	71 61	322	H Weber St.	54 55							
130	A Portland St.	66 85	149	H Montana St.	66 79							
149	A Montana St.	84 73	154	A Montana	73 62							
238	H Northern Ariz.	63 53	186	A Eastern Wash.	67 62							

Non-Div I Games:

Northern Colo.

Average RPI Win:	203	WON-LOST	WINNING	LAST 10	STRENGTH OF	OPP. STRENGTH	TEAM	ADJ.	CONF.	ADJ CONF.
Average RPI Loss:	67	RECORD	PCT. RANK	GAMES	SCHEDULE	OF SCHEDULE	RPI	RPI	RPI	RPI
DIV. I ONLY	16- 9	95	1- 0	126	97	96	96	7	7	
DIV. I NON-CONF.	8- 4	91	1- 0	269	120	132	132	8	8	
TOTALS	RPI 1-25	RPI 26-50	W-L RECORDS	RPI 51-100	RPI 101-150	RPI 150+				
16- 9	0- 2	1- 3	OVERALL	3- 2	0- 0	12- 2				
11- 2	0- 1	1- 1	HOME	3- 0	0- 0	7- 0				
3- 7	0- 1	0- 2	AWAY	0- 2	0- 0	3- 2				
2- 0	0- 0	0- 0	NEUTRAL	0- 0	0- 0	2- 0				
8- 4	0- 1	0- 0	NON-CONFERENCE	2- 1	0- 0	6- 2				
6- 0	0- 0	0- 0	HOME	2- 0	0- 0	4- 0				
0- 4	0- 1	0- 0	AWAY	0- 1	0- 0	0- 2				
2- 0	0- 0	0- 0	NEUTRAL	0- 0	0- 0	2- 0				
8- 5	0- 1	1- 3	CONFERENCE	1- 1	0- 0	6- 0				
5- 2	0- 1	1- 1	HOME	1- 0	0- 0	3- 0				
3- 3	0- 0	0- 2	AWAY	0- 1	0- 0	3- 0				
0- 0	0- 0	0- 0	NEUTRAL	0- 0	0- 0	0- 0				

RPI 1-25				RPI 26-50				RPI 51-100 Team's RPI: 96				RPI 101+			
RPI	S	Opponent	Score	RPI	S	Opponent	Score	RPI	S	Opponent	Score	RPI	S	Opponent	Score
11	A	Iowa St.	60 70	35	H	Ohio	53 69	54	A	Indiana	73 91	154	A	Montana	70 86
24	H	Central Mich.	66 89	39	A	Buffalo	64 93	78	H	UNI	70 59	158	H	Akron	70 59
				45	A	Miami (OH)	45 70	79	H	Toledo	54 52	162	A	Southern Ill.	73 82
				45	H	Miami (OH)	82 71	80	A	Kent St.	78 87	190	A	Eastern Mich.	68 65
								99	H	Yale	89 80	204	A	Ball St.	93 83
												219	N	Western Ill.	86 61
												220	A	Bowling Green	66 52
												220	H	Bowling Green	88 47
												235	N	Nevada	98 69
												264	H	Brown	109 102
												268	H	Western Mich.	77 64
												292	H	Eastern Ill.	78 59
												320	H	North Dakota St.	81 63
												349	H	Chicago St.	114 52
LAST 12 Division I GAMES:															
235	N	Nevada	98 69	220	H	Bowling Green	88 47								
78	H	UNI	70 59	190	A	Eastern Mich.	68 65								
11	A	Iowa St.	60 70	268	H	Western Mich.	77 64								
79	H	Toledo	54 52	39	A	Buffalo	64 93								
45	A	Miami (OH)	45 70	35	H	Ohio	53 69								
204	A	Ball St.	93 83	158	H	Akron	70 59								

Non-Div I Games:

Northern Ill.

■ Loss,
■ Non-Conf, S Site,
■ Home
■ Away
N Neutral

Average RPI Win:	271	WON-LOST	WINNING	LAST 10	STRENGTH OF	OPP. STRENGTH	TEAM	ADJ.	CONF.	ADJ CONF.
Average RPI Loss:	130	RECORD	PCT. RANK	GAMES	SCHEDULE	OF SCHEDULE	RPI	RPI	RPI	RPI
DIV. I ONLY	6- 17	293	0- 1	138	203	266	266	20	20	
DIV. I NON-CONF.	0- 9	336	0- 0	48	164	290	290	17	17	
TOTALS	RPI 1-25	RPI 26-50	W-L RECORDS	RPI 51-100	RPI 101-150	RPI 150+				
6- 17	0- 1	0- 0	OVERALL	0- 7	1- 3	5- 6				
5- 4	0- 0	0- 0	HOME	0- 3	1- 0	4- 1				
1- 10	0- 1	0- 0	AWAY	0- 4	0- 2	1- 3				
0- 3	0- 0	0- 0	NEUTRAL	0- 0	0- 1	0- 2				
0- 9	0- 1	0- 0	NON-CONFERENCE	0- 3	0- 1	0- 4				
0- 2	0- 0	0- 0	HOME	0- 1	0- 0	0- 1				
0- 4	0- 1	0- 0	AWAY	0- 2	0- 0	0- 1				
0- 3	0- 0	0- 0	NEUTRAL	0- 0	0- 1	0- 2				
6- 8	0- 0	0- 0	CONFERENCE	0- 4	1- 2	5- 2				
5- 2	0- 0	0- 0	HOME	0- 2	1- 0	4- 0				
1- 6	0- 0	0- 0	AWAY	0- 2	0- 2	1- 2				
0- 0	0- 0	0- 0	NEUTRAL	0- 0	0- 0	0- 0				

RPI	S	Opponent	Score	RPI	S	Opponent	Score	RPI	S	Opponent	Score	RPI	S	Opponent	Score	Team's RPI: 266
3	A	Louisville	59 92					58	H	Belmont	53 71	109	A	Youngstown St.	66 77	
								63	A	Green Bay	42 70	120	N	Pepperdine	46 51	
								63	H	Green Bay	61 81	124	A	IUPUI	48 70	
								75	A	Wright St.	56 78	124	H	IUPUI	60 57	
								75	H	Wright St.	55 61	157	H	Illinois St.	53 58	
								80	A	Kent St.	61 62	158	N	Akron	60 77	
								100	A	Providence	43 48	183	A	Milwaukee	38 59	
												183	H	Milwaukee	55 54	
												260	A	Austin Peay	48 52	
												284	A	Cleveland St.	47 76	
												293	N	La Salle	56 74	
												306	H	Oakland	72 50	
												333	H	Detroit Mercy	68 56	
												340	A	UIC	67 49	
												340	H	UIC	78 44	
LAST 12 Division I GAMES:																
75	A	Wright St.	56 78	333	H	Detroit Mercy	68 56									
183	A	Milwaukee	38 59	109	A	Youngstown St.	66 77									
63	A	Green Bay	42 70	284	A	Cleveland St.	47 76									
340	H	UIC	78 44	75	H	Wright St.	55 61									
124	H	IUPUI	60 57	63	H	Green Bay	61 81									
306	H	Oakland	72 50	183	H	Milwaukee	55 54									

Non-Div I Games: Alderson Broadus 73 32

Northern Ky.

■ Loss,
 ■ Non-Conf,
 ■ S Site,
 ■ Home
 ■ A Away
 N Neutral

Northwestern

Through Games Of Feb. 20, 2019

Average RPI Win:	161	WON-LOST	WINNING	LAST 10	STRENGTH OF	OPP. STRENGTH	TEAM	ADJ.	CONF.	ADJ CONF.
Average RPI Loss:	64	RECORD	PCT. RANK	GAMES	SCHEDULE	OF SCHEDULE	RPI	RPI	RPI	RPI
DIV. I ONLY	15- 11	133	0- 1	95	45	101	101	4	4	
DIV. I NON-CONF.	7- 4	108	0- 1	238	39	152	152	6	6	
TOTALS	RPI 1-25	RPI 26-50	W-L RECORDS	RPI 51-100	RPI 101-150	RPI 150+				
15- 11	0- 3	1- 2	OVERALL	5- 2	2- 4	7- 0				
9- 4	0- 1	1- 0	HOME	2- 1	2- 2	4- 0				
5- 6	0- 2	0- 2	AWAY	3- 1	0- 1	2- 0				
1- 1	0- 0	0- 0	NEUTRAL	0- 0	0- 1	1- 0				
7- 4	0- 1	0- 1	NON-CONFERENCE	2- 0	1- 2	4- 0				
4- 2	0- 1	0- 0	HOME	1- 0	1- 1	2- 0				
2- 1	0- 0	0- 1	AWAY	1- 0	0- 0	1- 0				
1- 1	0- 0	0- 0	NEUTRAL	0- 0	0- 1	1- 0				
8- 7	0- 2	1- 1	CONFERENCE	3- 2	1- 2	3- 0				
5- 2	0- 0	1- 0	HOME	1- 1	1- 1	2- 0				
3- 5	0- 2	0- 1	AWAY	2- 1	0- 1	1- 0				
0- 0	0- 0	0- 0	NEUTRAL	0- 0	0- 0	0- 0				

RPI 1-25				RPI 26-50				RPI 51-100				RPI 101+ Team's RPI: 101			
RPI	S	Opponent	Score	RPI	S	Opponent	Score	RPI	S	Opponent	Score	RPI	S	Opponent	Score
9	H	Marquette	57 76	26	A	DePaul	60 76	54	A	Indiana	75 69	102	A	Minnesota	64 73
16	A	Maryland	57 72	31	H	Michigan St.	70 62	59	A	Purdue	58 61	102	H	Minnesota	54 61
25	A	Rutgers	41 45	49	A	Michigan	78 79	59	H	Purdue	54 57	123	H	Pittsburgh	49 52
								63	A	Green Bay	57 55	128	H	UT Martin	90 64
								86	A	Nebraska	58 54	133	N	Kansas	57 66
								91	H	Duke	84 58	137	H	Penn St.	78 63
								92	H	Ohio St.	76 59	181	H	Wisconsin	72 46
												196	A	Illinois	64 56
												196	H	Illinois	68 45
												218	A	Florida	83 74
												250	N	Wichita St.	65 43
												340	H	UIC	87 44
												349	H	Chicago St.	97 35
LAST 12 Division I GAMES:															
133	N	Kansas	57 66	102	H	Minnesota	54 61								
59	A	Purdue	58 61	196	A	Illinois	64 56								
137	H	Penn St.	78 63	86	A	Nebraska	58 54								
102	A	Minnesota	64 73	181	H	Wisconsin	72 46								
16	A	Maryland	57 72	54	A	Indiana	75 69								
92	H	Ohio St.	76 59	59	H	Purdue	54 57								

Non-Div I Games:

Northwestern

■ Loss,
 ■ Non-Conf, S Site,
 ■ Home
 ■ Away
 N Neutral

Average RPI Win:	323	WON-LOST	WINNING	LAST 10	STRENGTH OF	OPP. STRENGTH	TEAM	ADJ.	CONF.	ADJ CONF.
Average RPI Loss:	172	RECORD	PCT. RANK	GAMES	SCHEDULE	OF SCHEDULE	RPI	RPI	RPI	RPI
DIV. I ONLY	4- 16	316	0- 0	271	270	325	325	25	25	
DIV. I NON-CONF.	1- 6	318	0- 0	303	124	341	341	23	23	
TOTALS	RPI 1-25	RPI 26-50	W-L RECORDS	RPI 51-100	RPI 101-150	RPI 150+				
4- 16	0- 0	0- 1	OVERALL	0- 4	0- 2	4- 9				
3- 5	0- 0	0- 0	HOME	0- 2	0- 0	3- 3				
1- 11	0- 0	0- 1	AWAY	0- 2	0- 2	1- 6				
0- 0	0- 0	0- 0	NEUTRAL	0- 0	0- 0	0- 0				
1- 6	0- 0	0- 1	NON-CONFERENCE	0- 1	0- 2	1- 2				
1- 1	0- 0	0- 0	HOME	0- 0	0- 0	1- 1				
0- 5	0- 0	0- 1	AWAY	0- 1	0- 2	0- 1				
0- 0	0- 0	0- 0	NEUTRAL	0- 0	0- 0	0- 0				
3- 10	0- 0	0- 0	CONFERENCE	0- 3	0- 0	3- 7				
2- 4	0- 0	0- 0	HOME	0- 2	0- 0	2- 2				
1- 6	0- 0	0- 0	AWAY	0- 1	0- 0	1- 5				
0- 0	0- 0	0- 0	NEUTRAL	0- 0	0- 0	0- 0				

RPI 1-25				RPI 26-50				RPI 51-100				RPI 101+ Team's RPI: 325			
RPI	S	Opponent	Score	RPI	S	Opponent	Score	RPI	S	Opponent	Score	RPI	S	Opponent	Score
				30	A	Texas	66 104	68	H	Lamar University	70 94	138	A	Alabama	73 87
								76	A	SFA	56 84	148	A	Oklahoma	56 93
								76	H	SFA	67 87	165	H	Abilene Christian	63 72
								81	A	Arkansas	53 98	174	A	Nicholls St.	86 97
												179	A	Sam Houston St.	55 66
												185	A	Southern Miss.	54 69
												252	A	A&M-Corpus Christi	55 79
												283	A	Central Ark.	52 74
												296	A	New Orleans	73 84
												296	H	New Orleans	62 67
												307	H	Southeastern La.	58 47
												312	H	La.-Monroe	55 63
												318	A	McNeese	89 73
												318	H	McNeese	82 63
												350	H	Alcorn	78 65
LAST 12 Division I GAMES:															
				76	H	SFA	67 87	307	H	Southeastern La.	58 47				
				68	H	Lamar University	70 94	179	A	Sam Houston St.	55 66				
				318	A	McNeese	89 73	165	H	Abilene Christian	63 72				
				296	A	New Orleans	73 84	76	A	SFA	56 84				
				283	A	Central Ark.	52 74	252	A	A&M-Corpus Christi	55 79				
				296	H	New Orleans	62 67	318	H	McNeese	82 63				

Non-Div I Games: Loyola (LA) 71 66 Central Baptist 82 56 LeTourneau 100 40 Centenary (LA) 94 51 Northwestern St.

Notre Dame

Through Games Of Feb. 20, 2019

Average RPI Win:	66	WON-LOST	WINNING	LAST 10	STRENGTH OF	OPP. STRENGTH	TEAM	ADJ.	CONF.	ADJ CONF.
Average RPI Loss:	17	RECORD	PCT. RANK	GAMES	SCHEDULE	OF SCHEDULE	RPI	RPI	RPI	RPI
DIV. I ONLY	24- 3	6	1- 0	1	1	1	1	1	1	1
DIV. I NON-CONF.	13- 1	9	1- 0	1	6	1	1	1	1	1
TOTALS	RPI 1-25	RPI 26-50	W-L RECORDS	RPI 51-100	RPI 101-150	RPI 150+				
24- 3	8- 2	5- 1	OVERALL	4- 0	6- 0	1- 0				
12- 1	3- 1	1- 0	HOME	2- 0	5- 0	1- 0				
9- 2	2- 1	4- 1	AWAY	2- 0	1- 0	0- 0				
3- 0	3- 0	0- 0	NEUTRAL	0- 0	0- 0	0- 0				
13- 1	5- 1	2- 0	NON-CONFERENCE	3- 0	2- 0	1- 0				
6- 1	1- 1	0- 0	HOME	2- 0	2- 0	1- 0				
4- 0	1- 0	2- 0	AWAY	1- 0	0- 0	0- 0				
3- 0	3- 0	0- 0	NEUTRAL	0- 0	0- 0	0- 0				
11- 2	3- 1	3- 1	CONFERENCE	1- 0	4- 0	0- 0				
6- 0	2- 0	1- 0	HOME	0- 0	3- 0	0- 0				
5- 2	1- 1	2- 1	AWAY	1- 0	1- 0	0- 0				
0- 0	0- 0	0- 0	NEUTRAL	0- 0	0- 0	0- 0				

RPI S	Opponent	Score	RPI S	Opponent	Score	RPI S	Opponent	Score	RPI S	Opponent	Score
3	H Louisville	82 68	26	A DePaul	101 77	64	H Penn	75 55	117	A Boston College	97 47
6	H UConn	71 89	29	A North Carolina	73 78	67	A Virginia Tech	80 51	117	H Boston College	92 63
8	H Iowa	105 71	38	A Georgia Tech	76 55	79	A Toledo	72 56	121	H Wake Forest	78 48
9	A Marquette	87 63	38	H Georgia Tech	90 50	87	H Harvard	103 58	123	H Pittsburgh	100 44
10	A NC State	95 72	40	A Tennessee	77 62				127	H Western Ky.	94 53
13	N Gonzaga	81 65	41	A Clemson	101 63				140	H Lehigh	95 68
17	A Miami (FL)	65 72							258	H Binghamton	103 53
19	N Drake	82 64									
20	H Florida St.	97 70									
22	N Oregon St.	91 81									
LAST 12 Division I GAMES:											
22	N Oregon St.	91 81	38	H Georgia Tech	90 50						
19	N Drake	82 64	41	A Clemson	101 63						
10	A NC State	95 72	29	A North Carolina	73 78						
117	A Boston College	97 47	40	A Tennessee	77 62						
20	H Florida St.	97 70	117	H Boston College	92 63						
17	A Miami (FL)	65 72	67	A Virginia Tech	80 51						

Non-Div I Games:

Notre Dame

Loss, Non-Conf, S Site, H Home A Away N Neutral

Average RPI Win:	321	WON-LOST	WINNING	LAST 10	STRENGTH OF	OPP. STRENGTH	TEAM	ADJ.	CONF.	ADJ CONF.
Average RPI Loss:	141	RECORD	PCT. RANK	GAMES	SCHEDULE	OF SCHEDULE	RPI	RPI	RPI	RPI
DIV. I ONLY	4- 19	324	1- 0	187	214	306	306	20	20	
DIV. I NON-CONF.	1- 8	322	0- 0	32	111	247	247	17	17	
TOTALS	RPI 1-25	RPI 26-50	W-L RECORDS	RPI 51-100	RPI 101-150	RPI 150+				
4- 19	0- 1	0- 2	OVERALL	0- 4	0- 4	4- 8				
3- 8	0- 0	0- 2	HOME	0- 2	0- 2	3- 2				
1- 10	0- 1	0- 0	AWAY	0- 2	0- 2	1- 5				
0- 1	0- 0	0- 0	NEUTRAL	0- 0	0- 0	0- 1				
1- 8	0- 1	0- 2	NON-CONFERENCE	0- 2	0- 0	1- 3				
1- 3	0- 0	0- 2	HOME	0- 1	0- 0	1- 0				
0- 4	0- 1	0- 0	AWAY	0- 1	0- 0	0- 2				
0- 1	0- 0	0- 0	NEUTRAL	0- 0	0- 0	0- 1				
3- 11	0- 0	0- 0	CONFERENCE	0- 2	0- 4	3- 5				
2- 5	0- 0	0- 0	HOME	0- 1	0- 2	2- 2				
1- 6	0- 0	0- 0	AWAY	0- 1	0- 2	1- 3				
0- 0	0- 0	0- 0	NEUTRAL	0- 0	0- 0	0- 0				

RPI 1-25				RPI 26-50				RPI 51-100				RPI 101+				Team's RPI: 306	
RPI	S	Opponent	Score	RPI	S	Opponent	Score	RPI	S	Opponent	Score	RPI	S	Opponent	Score		
24	A	Central Mich.	61 104	31	H	Michigan St.	58 102	54	H	Indiana	32 59	109	A	Youngstown St.	61 76		
				49	H	Michigan	59 85	63	H	Green Bay	53 77	109	H	Youngstown St.	55 69		
								75	A	Wright St.	58 69	124	A	IUPUI	53 82		
								80	A	Kent St.	65 75	124	H	IUPUI	70 76		
												157	A	Illinois St.	56 62		
												158	N	Akron	65 85		
												159	A	Bradley	64 73		
												183	H	Milwaukee	52 79		
												266	A	Northern Ky.	50 72		
												279	H	Canisius	71 60		
												284	A	Cleveland St.	90 98		
												284	H	Cleveland St.	62 64		
												333	A	Detroit Mercy	76 65		
												333	H	Detroit Mercy	74 67		
												340	A	UIC	65 69		
												340	H	UIC	74 57		
LAST 12 Division I GAMES:																	
340	H	UIC	74 57	75	A	Wright St.	58 69										
124	H	IUPUI	70 76	63	H	Green Bay	53 77										
333	A	Detroit Mercy	76 65	183	H	Milwaukee	52 79										
284	A	Cleveland St.	90 98	124	A	IUPUI	53 82										
109	A	Youngstown St.	61 76	340	A	UIC	65 69										
266	A	Northern Ky.	50 72	333	H	Detroit Mercy	74 67										

Non-Div I Games: Grace Bible (MI) 94 48 Rochester College 64 46

Oakland

Average RPI Win:	173	WON-LOST	WINNING	LAST 10	STRENGTH OF	OPP. STRENGTH	TEAM	ADJ.	CONF.	ADJ CONF.
Average RPI Loss:	49	RECORD	PCT. RANK	GAMES	SCHEDULE	OF SCHEDULE	RPI	RPI	RPI	RPI
DIV. I ONLY	21- 3	11	1- 0	151	93	35	35	7	7	
DIV. I NON-CONF.	11- 0	1	0- 0	278	148	41	41	8	8	
TOTALS	RPI 1-25	RPI 26-50	W-L RECORDS	RPI 51-100	RPI 101-150	RPI 150+				
21- 3	1- 1	1- 1	OVERALL	5- 1	2- 0	12- 0				
11- 2	0- 1	0- 1	HOME	2- 0	1- 0	8- 0				
8- 1	1- 0	1- 0	AWAY	2- 1	1- 0	3- 0				
2- 0	0- 0	0- 0	NEUTRAL	1- 0	0- 0	1- 0				
11- 0	0- 0	0- 0	NON-CONFERENCE	3- 0	2- 0	6- 0				
6- 0	0- 0	0- 0	HOME	1- 0	1- 0	4- 0				
3- 0	0- 0	0- 0	AWAY	1- 0	1- 0	1- 0				
2- 0	0- 0	0- 0	NEUTRAL	1- 0	0- 0	1- 0				
10- 3	1- 1	1- 1	CONFERENCE	2- 1	0- 0	6- 0				
5- 2	0- 1	0- 1	HOME	1- 0	0- 0	4- 0				
5- 1	1- 0	1- 0	AWAY	1- 1	0- 0	2- 0				
0- 0	0- 0	0- 0	NEUTRAL	0- 0	0- 0	0- 0				

RPI	S	Opponent	Score	RPI	S	Opponent	Score	Team's RPI: 35	RPI	S	Opponent	Score	RPI	S	Opponent	Score
24	A	Central Mich.	78 75	39	A	Buffalo	74 71		59	H	Purdue	80 73	113	H	UNCW	95 72
24	H	Central Mich.	70 88	45	H	Miami (OH)	61 67		68	N	Lamar University	87 62	124	A	IUPUI	73 66
									79	A	Toledo	50 76	158	H	Akron	92 70
									80	H	Kent St.	83 81	190	H	Eastern Mich.	85 44
									84	A	American	77 67	204	A	Ball St.	90 75
									96	A	Northern Ill.	69 53	204	H	Ball St.	94 62
													220	A	Bowling Green	82 79
													230	N	St. Bonaventure	70 53
													258	H	Binghamton	86 49
													262	A	Richmond	109 58
													268	H	Western Mich.	70 56
													284	H	Cleveland St.	72 54
													328	H	Coppin St.	87 62
													331	H	Eastern Ky.	100 60
LAST 12 Division I GAMES:																
268	H	Western Mich.	70 56	220	A	Bowling Green	82 79									
79	A	Toledo	50 76	96	A	Northern Ill.	69 53									
24	A	Central Mich.	78 75	190	H	Eastern Mich.	85 44									
158	H	Akron	92 70	80	H	Kent St.	83 81									
204	H	Ball St.	94 62	204	A	Ball St.	90 75									
45	H	Miami (OH)	61 67	24	H	Central Mich.	70 88									

Non-Div I Games:

Ohio

■ Loss,
 ■ Non-Conf, S Site,
 ■ Home
 ■ Away
 N Neutral

Average RPI Win: 127		WON-LOST	WINNING	LAST 10	STRENGTH OF	OPP. STRENGTH	TEAM	ADJ.	CONF.	ADJ CONF.
Average RPI Loss: 64		RECORD	PCT. RANK	GAMES	SCHEDULE	OF SCHEDULE	RPI	RPI	RPI	RPI
DIV. I ONLY		12- 12	165	1- 0	37	24	92	92	4	4
DIV. I NON-CONF.		4- 5	190	0- 0	119	12	189	189	6	6
TOTALS		RPI 1-25	RPI 26-50		W-L RECORDS		RPI 51-100	RPI 101-150	RPI 150+	
12- 12	1- 4	2- 1		OVERALL		2- 4	3- 2		4- 1	
9- 4	0- 2	2- 0		HOME		2- 1	1- 1		4- 0	
3- 6	1- 2	0- 1		AWAY		0- 1	2- 1		0- 1	
0- 2	0- 0	0- 0		NEUTRAL		0- 2	0- 0		0- 0	
4- 5	0- 1	1- 0		NON-CONFERENCE		1- 2	0- 1		2- 1	
4- 1	0- 0	1- 0		HOME		1- 0	0- 1		2- 0	
0- 2	0- 1	0- 0		AWAY		0- 0	0- 0		0- 1	
0- 2	0- 0	0- 0		NEUTRAL		0- 2	0- 0		0- 0	
8- 7	1- 3	1- 1		CONFERENCE		1- 2	3- 1		2- 0	
5- 3	0- 2	1- 0		HOME		1- 1	1- 0		2- 0	
3- 4	1- 1	0- 1		AWAY		0- 1	2- 1		0- 0	
0- 0	0- 0	0- 0		NEUTRAL		0- 0	0- 0		0- 0	

RPI	S	Opponent	Score	RPI	S	Opponent	Score	RPI	S	Opponent	Score	RPI	S	Opponent	Score
6	A	UConn	53 85	29	H	North Carolina	76 69	54	H	Indiana	55 50	101	A	Northwestern	59 76
8	H	Iowa	52 78	31	H	Michigan St.	65 55	59	A	Purdue	42 60	102	A	Minnesota	65 55
16	A	Maryland	69 75	49	A	Michigan	58 62	62	N	Butler	53 66	134	H	South Fla.	47 71
16	H	Maryland	57 70					67	N	Virginia Tech	73 81	137	A	Penn St.	76 71
25	A	Rutgers	59 39					85	H	Cincinnati	69 56	137	H	Penn St.	78 73
								86	H	Nebraska	69 78	161	A	Washington	59 69
												181	H	Wisconsin	70 68
												196	H	Illinois	78 70
												218	H	Florida	46 41
												333	H	Detroit Mercy	55 41
LAST 12 Division I GAMES:															
181	H	Wisconsin	70 68	102	A	Minnesota	65 55								
25	A	Rutgers	59 39	16	H	Maryland	57 70								
8	H	Iowa	52 78	49	A	Michigan	58 62								
137	H	Penn St.	78 73	137	A	Penn St.	76 71								
101	A	Northwestern	59 76	31	H	Michigan St.	65 55								
196	H	Illinois	78 70	54	H	Indiana	55 50								

Non-Div I Games:

Ohio St.

■ Loss,
■ Non-Conf,
■ S Site,
■ H Home
■ A Away
N Neutral

Average RPI Win:	205	WON-LOST	WINNING	LAST 10	STRENGTH OF	OPP. STRENGTH	TEAM	ADJ.	CONF.	ADJ CONF.
Average RPI Loss:	50	RECORD	PCT. RANK	GAMES	SCHEDULE	OF SCHEDULE	RPI	RPI	RPI	RPI
DIV. I ONLY	6- 19	302	0- 1	5	25	148	148	3	3	
DIV. I NON-CONF.	4- 7	228	0- 1	38	81	155	155	3	3	
TOTALS	RPI 1-25	RPI 26-50	W-L RECORDS	RPI 51-100	RPI 101-150	RPI 150+				
6- 19	0- 5	0- 8	OVERALL	0- 2	3- 4	3- 0				
5- 7	0- 3	0- 4	HOME	0- 0	3- 0	2- 0				
1- 10	0- 2	0- 3	AWAY	0- 2	0- 3	1- 0				
0- 2	0- 0	0- 1	NEUTRAL	0- 0	0- 1	0- 0				
4- 7	0- 1	0- 2	NON-CONFERENCE	0- 2	1- 2	3- 0				
3- 2	0- 1	0- 1	HOME	0- 0	1- 0	2- 0				
1- 3	0- 0	0- 0	AWAY	0- 2	0- 1	1- 0				
0- 2	0- 0	0- 1	NEUTRAL	0- 0	0- 1	0- 0				
2- 12	0- 4	0- 6	CONFERENCE	0- 0	2- 2	0- 0				
2- 5	0- 2	0- 3	HOME	0- 0	2- 0	0- 0				
0- 7	0- 2	0- 3	AWAY	0- 0	0- 2	0- 0				
0- 0	0- 0	0- 0	NEUTRAL	0- 0	0- 0	0- 0				

RPI 1-25				RPI 26-50				RPI 51-100				RPI 101+ Team's RPI: 148			
RPI	S	Opponent	Score	RPI	S	Opponent	Score	RPI	S	Opponent	Score	RPI	S	Opponent	Score
2	A	Baylor	53 87	26	H	DePaul	76 87	53	A	Auburn	79 95	114	N	UAB	84 89
2	H	Baylor	53 74	30	A	Texas	63 73	55	A	New Mexico	80 84	119	A	Oklahoma St.	74 84
6	H	UConn	63 72	30	H	Texas	67 76					127	H	Western Ky.	90 83
11	A	Iowa St.	78 104	34	A	TCU	71 86					133	A	Kansas	79 88
11	H	Iowa St.	70 91	41	N	Clemson	62 74					133	H	Kansas	78 67
				46	A	Kansas St.	56 86					134	A	South Fla.	70 87
				46	H	Kansas St.	75 83					136	H	Texas Tech	66 61
				50	H	West Virginia	55 66					226	A	SMU	77 61
LAST 12 Division I GAMES:															
41	N	Clemson	62 74	30	H	Texas	67 76					283	H	Central Ark.	65 52
11	H	Iowa St.	70 91	133	A	Kansas	79 88					325	H	Northwestern St.	93 56
2	A	Baylor	53 87	2	H	Baylor	53 74								
133	H	Kansas	78 67	34	A	TCU	71 86								
46	H	Kansas St.	75 83	11	A	Iowa St.	78 104								
119	A	Oklahoma St.	74 84	50	H	West Virginia	55 66								

Non-Div I Games:

Oklahoma

■ Loss,
■ Non-Conf,
■ S Site,
■ H Home
■ A Away
N Neutral

Oklahoma St.

Through Games Of Feb. 20, 2019

Average RPI Win:	185	WON-LOST	WINNING	LAST 10	STRENGTH OF	OPP. STRENGTH	TEAM	ADJ.	CONF.	ADJ CONF.
Average RPI Loss:	40	RECORD	PCT. RANK	GAMES	SCHEDULE	OF SCHEDULE	RPI	RPI	RPI	RPI
DIV. I ONLY	13- 12	160	0- 1	56	45	119	119	3	3	
DIV. I NON-CONF.	9- 2	43	0- 0	251	170	101	101	3	3	
TOTALS	RPI 1-25	RPI 26-50	W-L RECORDS	RPI 51-100	RPI 101-150	RPI 150+				
13- 12	0- 3	1- 8	OVERALL	0- 0	3- 1	9- 0				
11- 5	0- 2	1- 3	HOME	0- 0	2- 0	8- 0				
2- 7	0- 1	0- 5	AWAY	0- 0	1- 1	1- 0				
0- 0	0- 0	0- 0	NEUTRAL	0- 0	0- 0	0- 0				
9- 2	0- 0	0- 2	NON-CONFERENCE	0- 0	0- 0	9- 0				
8- 1	0- 0	0- 1	HOME	0- 0	0- 0	8- 0				
1- 1	0- 0	0- 1	AWAY	0- 0	0- 0	1- 0				
0- 0	0- 0	0- 0	NEUTRAL	0- 0	0- 0	0- 0				
4- 10	0- 3	1- 6	CONFERENCE	0- 0	3- 1	0- 0				
3- 4	0- 2	1- 2	HOME	0- 0	2- 0	0- 0				
1- 6	0- 1	0- 4	AWAY	0- 0	1- 1	0- 0				
0- 0	0- 0	0- 0	NEUTRAL	0- 0	0- 0	0- 0				

RPI 1-25				RPI 26-50				RPI 51-100				RPI 101+ Team's RPI: 119			
RPI	S	Opponent	Score	RPI	S	Opponent	Score	RPI	S	Opponent	Score	RPI	S	Opponent	Score
2	H	Baylor	58 66	30	A	Texas	51 60					133	A	Kansas	72 62
11	A	Iowa St.	67 89	30	H	Texas	55 61					136	A	Texas Tech	78 90
11	H	Iowa St.	71 84	34	A	TCU	55 69					136	H	Texas Tech	65 57
				34	H	TCU	75 71					148	H	Oklahoma	84 74
				40	H	Tennessee	63 76					167	H	UC Riverside	76 51
				42	A	UCLA	59 71					172	H	Oral Roberts	89 69
				46	A	Kansas St.	48 59					173	H	Texas St.	66 55
				50	A	West Virginia	58 67					184	H	Arkansas St.	62 60
				50	H	West Virginia	54 77					197	H	Prairie View	70 50
												198	H	Grambling	86 40
												250	A	Wichita St.	60 47
												277	H	Samford	82 62
												337	H	Houston Baptist	77 44
LAST 12 Division I GAMES:															
50	H	West Virginia	54 77	2	H	Baylor	58 66								
11	A	Iowa St.	67 89	11	H	Iowa St.	71 84								
30	H	Texas	55 61	46	A	Kansas St.	48 59								
136	A	Texas Tech	78 90	133	A	Kansas	72 62								
148	H	Oklahoma	84 74	136	H	Texas Tech	65 57								
34	A	TCU	55 69	50	A	West Virginia	58 67								

Non-Div I Games:

Oklahoma St.

■ Loss,
■ Non-Conf,
■ S Site,
■ H Home
■ A Away
N Neutral

Average RPI Win:	203	WON-LOST	WINNING	LAST 10	STRENGTH OF	OPP. STRENGTH	TEAM	ADJ.	CONF.	ADJ CONF.
Average RPI Loss:	97	RECORD	PCT. RANK	GAMES	SCHEDULE	OF SCHEDULE	RPI	RPI	RPI	RPI
DIV. I ONLY	17- 8	78	0- 1	100	173	74	74	14	14	
DIV. I NON-CONF.	9- 3	61	0- 1	51	209	38	38	18	18	
TOTALS	RPI 1-25	RPI 26-50	W-L RECORDS	RPI 51-100	RPI 101-150	RPI 150+				
17- 8	0- 1	0- 1	OVERALL	3- 1	2- 4	12- 1				
9- 2	0- 0	0- 0	HOME	2- 0	0- 2	7- 0				
6- 5	0- 1	0- 1	AWAY	1- 0	1- 2	4- 1				
2- 1	0- 0	0- 0	NEUTRAL	0- 1	1- 0	1- 0				
9- 3	0- 1	0- 0	NON-CONFERENCE	2- 1	2- 1	5- 0				
4- 1	0- 0	0- 0	HOME	1- 0	0- 1	3- 0				
3- 1	0- 1	0- 0	AWAY	1- 0	1- 0	1- 0				
2- 1	0- 0	0- 0	NEUTRAL	0- 1	1- 0	1- 0				
8- 5	0- 0	0- 1	CONFERENCE	1- 0	0- 3	7- 1				
5- 1	0- 0	0- 0	HOME	1- 0	0- 1	4- 0				
3- 4	0- 0	0- 1	AWAY	0- 0	0- 2	3- 1				
0- 0	0- 0	0- 0	NEUTRAL	0- 0	0- 0	0- 0				

RPI 1-25				RPI 26-50				RPI 51-100 Team's RPI: 74				RPI 101+			
RPI	S	Opponent	Score	RPI	S	Opponent	Score	RPI	S	Opponent	Score	RPI	S	Opponent	Score
10	A	NC State	56 85	37	A	Rice	42 48	52	N	Saint Mary's (CA)	65 83	104	H	Virginia	67 73
								66	H	Middle Tenn.	70 65	114	H	UAB	61 69
								85	A	Cincinnati	76 72	127	A	Western Ky.	60 75
								95	H	VCU	60 57	132	N	Tennessee Tech	80 73
												135	A	Charlotte	59 69
												147	A	Tulane	56 48
												160	H	William & Mary	83 69
												166	A	Louisiana Tech	70 59
												176	A	North Texas	72 71
												185	A	Southern Miss.	53 50
												194	A	Marshall	48 57
												222	A	Campbell	83 59
												229	N	Jacksonville	78 76
												270	H	Norfolk St.	69 53
												274	H	UTEP	78 59
												298	H	Fla. Atlantic	87 53
												300	H	UTSA	72 47
												314	H	FIU	95 68
												328	H	Coppin St.	81 51
LAST 12 Division I GAMES:															
		52	N	Saint Mary's (CA)	65	83	300	H	UTSA	72	47				
		135	A	Charlotte	59	69	274	H	UTEP	78	59				
		66	H	Middle Tenn.	70	65	185	A	Southern Miss.	53	50				
		114	H	UAB	61	69	166	A	Louisiana Tech	70	59				
		37	A	Rice	42	48	314	H	FIU	95	68				
		176	A	North Texas	72	71	298	H	Fla. Atlantic	87	53				

Non-Div I Games:

Old Dominion

■ Loss,
 ■ Non-Conf, S Site,
 ■ Home
 ■ Away
 N Neutral

Average RPI Win:	222	WON-LOST	WINNING	LAST 10	STRENGTH OF	OPP. STRENGTH	TEAM	ADJ.	CONF.	ADJ CONF.
Average RPI Loss:	81	RECORD	PCT. RANK	GAMES	SCHEDULE	OF SCHEDULE	RPI	RPI	RPI	RPI
DIV. I ONLY	9- 17	262	0- 1	79	78	206	206	5	5	
DIV. I NON-CONF.	6- 8	199	0- 0	151	213	253	253	5	5	
TOTALS	RPI 1-25	RPI 26-50	W-L RECORDS	RPI 51-100	RPI 101-150	RPI 150+				
9- 17	1- 4	0- 2	OVERALL	0- 4	0- 4	8- 3				
8- 8	0- 1	0- 1	HOME	0- 3	0- 2	8- 1				
1- 6	1- 2	0- 1	AWAY	0- 0	0- 1	0- 2				
0- 3	0- 1	0- 0	NEUTRAL	0- 1	0- 1	0- 0				
6- 8	0- 1	0- 1	NON-CONFERENCE	0- 1	0- 3	6- 2				
6- 4	0- 0	0- 1	HOME	0- 0	0- 2	6- 1				
0- 1	0- 0	0- 0	AWAY	0- 0	0- 0	0- 1				
0- 3	0- 1	0- 0	NEUTRAL	0- 1	0- 1	0- 0				
3- 9	1- 3	0- 1	CONFERENCE	0- 3	0- 1	2- 1				
2- 4	0- 1	0- 0	HOME	0- 3	0- 0	2- 0				
1- 5	1- 2	0- 1	AWAY	0- 0	0- 1	0- 1				
0- 0	0- 0	0- 0	NEUTRAL	0- 0	0- 0	0- 0				

RPI S	Opponent	Score	RPI S	Opponent	Score	RPI S	Opponent	Score	RPI S	Opponent	Score	Team's RPI: 206
6 N	UConn	50 90	28 A	Missouri	55 78	53 H	Auburn	51 64	103 N	St. John's (NY)	59 64	
7 A	Mississippi St.	49 80	34 H	TCU	50 55	59 N	Purdue	59 70	107 H	Troy	54 71	
15 A	South Carolina	42 76				60 H	LSU	41 55	111 A	Georgia	56 78	
21 H	Texas A&M	60 72				81 H	Arkansas	55 85	124 H	IUPUI	58 66	
23 A	Kentucky	55 49							164 H	Temple	62 55	
									166 A	Louisiana Tech	71 80	
									191 A	Vanderbilt	68 80	
									191 H	Vanderbilt	65 60	
									205 H	Jacksonville St.	49 60	
									218 H	Florida	76 66	
									245 H	Louisiana	79 57	
									268 H	Western Mich.	69 66	
									270 H	Norfolk St.	60 42	
									273 H	North Florida	82 69	
									348 H	Savannah St.	74 51	
LAST 12 Division I GAMES:												
111 A	Georgia	56 78	191 A	Vanderbilt	68 80							
191 H	Vanderbilt	65 60	218 H	Florida	76 66							
15 A	South Carolina	42 76	23 A	Kentucky	55 49							
21 H	Texas A&M	60 72	60 H	LSU	41 55							
53 H	Auburn	51 64	81 H	Arkansas	55 85							
7 A	Mississippi St.	49 80	28 A	Missouri	55 78							

Non-Div I Games:

Ole Miss

■ Loss,
■ Non-Conf,
■ S Site,
■ H Home
■ A Away
N Neutral

Average RPI Win: 324	WON-LOST	WINNING	LAST 10	STRENGTH OF	OPP. STRENGTH	TEAM	ADJ.	CONF.	ADJ CONF.
Average RPI Loss: 147	RECORD	PCT. RANK	GAMES	SCHEDULE	OF SCHEDULE	RPI	RPI	RPI	RPI
DIV. I ONLY	6- 18	297	1- 0	269	248	317	317	19	19
DIV. I NON-CONF.	4- 7	228	1- 0	293	308	284	284	19	19
TOTALS	RPI 1-25	RPI 26-50	W-L RECORDS	RPI 51-100	RPI 101-150	RPI 150+			
6- 18	0- 0	0- 5	OVERALL	0- 1	0- 3	6- 9			
4- 8	0- 0	0- 2	HOME	0- 0	0- 1	4- 5			
1- 9	0- 0	0- 3	AWAY	0- 1	0- 2	1- 3			
1- 1	0- 0	0- 0	NEUTRAL	0- 0	0- 0	1- 1			
4- 7	0- 0	0- 1	NON-CONFERENCE	0- 1	0- 3	4- 2			
2- 2	0- 0	0- 0	HOME	0- 0	0- 1	2- 1			
1- 4	0- 0	0- 1	AWAY	0- 1	0- 2	1- 0			
1- 1	0- 0	0- 0	NEUTRAL	0- 0	0- 0	1- 1			
2- 11	0- 0	0- 4	CONFERENCE	0- 0	0- 0	2- 7			
2- 6	0- 0	0- 2	HOME	0- 0	0- 0	2- 4			
0- 5	0- 0	0- 2	AWAY	0- 0	0- 0	0- 3			
0- 0	0- 0	0- 0	NEUTRAL	0- 0	0- 0	0- 0			

RPI 1-25				RPI 26-50				RPI 51-100				RPI 101+ Team's RPI: 317			
RPI	S	Opponent	Score	RPI	S	Opponent	Score	RPI	S	Opponent	Score	RPI	S	Opponent	Score
				32	A	South Dakota	33 78	78	A	UNI	50 79	112	A	Creighton	51 66
				32	H	South Dakota	49 80					145	H	CSUN	52 64
				33	A	South Dakota St.	47 81					149	A	Montana St.	56 59
				33	H	South Dakota St.	38 82					159	H	Bradley	60 80
				46	A	Kansas St.	46 61					171	H	Denver	68 95
												172	H	Oral Roberts	56 71
												219	A	Western Ill.	70 78
												219	H	Western Ill.	67 79
												222	N	Campbell	52 65
												244	A	North Dakota	57 68
												244	H	North Dakota	68 69
												265	H	CSU Bakersfield	53 46
												320	H	North Dakota St.	78 61
												332	A	Purdue Fort Wayne	48 56
												332	H	Purdue Fort Wayne	70 61
												333	A	Detroit Mercy	51 42
												344	H	USC Upstate	96 69
												347	N	Florida A&M	57 50
LAST 12 Division I GAMES:															
				347	N	Florida A&M	57 50					33	A	South Dakota St.	47 81
				332	H	Purdue Fort Wayne	70 61					332	A	Purdue Fort Wayne	48 56
				33	H	South Dakota St.	38 82					32	H	South Dakota	49 80
				219	H	Western Ill.	67 79					219	A	Western Ill.	70 78
				32	A	South Dakota	33 78					244	A	North Dakota	57 68
				244	H	North Dakota	68 69					320	H	North Dakota St.	78 61

Non-Div I Games: Peru St. 91 44 Graceland (IA) 81 39

Omaha

Loss, Non-Conf, S Site, H Home A Away N Neutral

Oral Roberts

Through Games Of Feb. 20, 2019

Average RPI Win:	266	WON-LOST	WINNING	LAST 10	STRENGTH OF	OPP. STRENGTH	TEAM	ADJ.	CONF.	ADJ CONF.
Average RPI Loss:	94	RECORD	PCT. RANK	GAMES	SCHEDULE	OF SCHEDULE	RPI	RPI	RPI	RPI
DIV. I ONLY	13- 12	160	1- 0	211	171	172	172	19	19	
DIV. I NON-CONF.	5- 6	177	0- 0	192	76	170	170	19	19	
TOTALS	RPI 1-25	RPI 26-50	W-L RECORDS	RPI 51-100	RPI 101-150	RPI 150+				
13- 12	0- 1	0- 4	OVERALL	0- 2	0- 2	13- 3				
6- 5	0- 0	0- 2	HOME	0- 1	0- 0	6- 2				
7- 7	0- 1	0- 2	AWAY	0- 1	0- 2	7- 1				
0- 0	0- 0	0- 0	NEUTRAL	0- 0	0- 0	0- 0				
5- 6	0- 1	0- 0	NON-CONFERENCE	0- 2	0- 2	5- 1				
2- 2	0- 0	0- 0	HOME	0- 1	0- 0	2- 1				
3- 4	0- 1	0- 0	AWAY	0- 1	0- 2	3- 0				
0- 0	0- 0	0- 0	NEUTRAL	0- 0	0- 0	0- 0				
8- 6	0- 0	0- 4	CONFERENCE	0- 0	0- 0	8- 2				
4- 3	0- 0	0- 2	HOME	0- 0	0- 0	4- 1				
4- 3	0- 0	0- 2	AWAY	0- 0	0- 0	4- 1				
0- 0	0- 0	0- 0	NEUTRAL	0- 0	0- 0	0- 0				

RPI 1-25				RPI 26-50				RPI 51-100				RPI 101+				Team's RPI: 172
RPI	S	Opponent	Score	RPI	S	Opponent	Score	RPI	S	Opponent	Score	RPI	S	Opponent	Score	
8	A	Iowa	77 90	32	A	South Dakota	64 75	81	A	Arkansas	61 74	119	A	Oklahoma St.	69 89	
				32	H	South Dakota	72 76	90	H	UT Arlington	62 80	133	A	Kansas	58 70	
				33	A	South Dakota St.	55 68					155	H	Tulsa	68 76	
				33	H	South Dakota St.	65 74					171	A	Denver	76 93	
												171	H	Denver	74 66	
												173	A	Texas St.	81 64	
												179	A	Sam Houston St.	73 62	
												219	H	Western Ill.	68 64	
												240	H	UMKC	75 64	
												244	A	North Dakota	80 58	
												244	H	North Dakota	67 75	
												280	H	Southern Utah	64 59	
												317	A	Omaha	71 56	
												320	A	North Dakota St.	65 54	
												320	H	North Dakota St.	101 72	
												332	A	Purdue Fort Wayne	72 61	
												332	H	Purdue Fort Wayne	66 56	
												337	A	Houston Baptist	74 56	
LAST 12 Division I GAMES:																
244	A	North Dakota	80 58	320	H	North Dakota St.	101 72									
320	A	North Dakota St.	65 54	171	A	Denver	76 93									
32	A	South Dakota	64 75	32	H	South Dakota	72 76									
171	H	Denver	74 66	33	A	South Dakota St.	55 68									
33	H	South Dakota St.	65 74	332	A	Purdue Fort Wayne	72 61									
332	H	Purdue Fort Wayne	66 56	219	H	Western Ill.	68 64									

Non-Div I Games: Harris-Stowe 74 46 Cent. Christian (KS94 47

Oral Roberts

Loss, Non-Conf, S Site, H Home A Away N Neutral

Oregon

Through Games Of Feb. 20, 2019

Average RPI Win:	99	WON-LOST	WINNING	LAST 10	STRENGTH OF	OPP. STRENGTH	TEAM	ADJ.	CONF.	ADJ CONF.
Average RPI Loss:	27	RECORD	PCT. RANK	GAMES	SCHEDULE	OF SCHEDULE	RPI	RPI	RPI	RPI
DIV. I ONLY	23- 2	3	0- 1	15	19	4	4	2	2	
DIV. I NON-CONF.	10- 1	17	0- 0	21	53	6	6	2	2	
TOTALS	RPI 1-25	RPI 26-50	W-L RECORDS	RPI 51-100	RPI 101-150	RPI 150+				
23- 2	5- 1	4- 1	OVERALL	4- 0	3- 0	7- 0				
13- 0	4- 0	1- 0	HOME	2- 0	2- 0	4- 0				
9- 2	1- 1	3- 1	AWAY	2- 0	1- 0	2- 0				
1- 0	0- 0	0- 0	NEUTRAL	0- 0	0- 0	1- 0				
10- 1	2- 0	2- 1	NON-CONFERENCE	1- 0	0- 0	5- 0				
6- 0	2- 0	1- 0	HOME	0- 0	0- 0	3- 0				
3- 1	0- 0	1- 1	AWAY	1- 0	0- 0	1- 0				
1- 0	0- 0	0- 0	NEUTRAL	0- 0	0- 0	1- 0				
13- 1	3- 1	2- 0	CONFERENCE	3- 0	3- 0	2- 0				
7- 0	2- 0	0- 0	HOME	2- 0	2- 0	1- 0				
6- 1	1- 1	2- 0	AWAY	1- 0	1- 0	1- 0				
0- 0	0- 0	0- 0	NEUTRAL	0- 0	0- 0	0- 0				

RPI	S	Opponent	Score	RPI	S	Opponent	Score	RPI	S	Opponent	Score	RPI	S	Opponent	Score
5	A	Stanford	88 48	31	A	Michigan St.	82 88	52	A	Saint Mary's (CA)	79 55	129	A	Washington St.	79 64
7	H	Mississippi St.	82 74	33	A	South Dakota St.	87 79	56	A	Southern California	93 53	129	H	Washington St.	98 58
12	H	Syracuse	75 73	39	H	Buffalo	102 82	57	H	Utah	87 65	141	H	Colorado	102 43
14	H	Arizona St.	77 71	42	A	UCLA	72 52	73	H	Arizona	93 60	161	A	Washington	76 57
22	A	Oregon St.	62 67	47	A	California	105 82					161	H	Washington	84 71
22	H	Oregon St.	77 68									167	N	UC Riverside	94 44
												170	H	UC Irvine	115 69
												199	A	Utah St.	88 58
												271	H	Long Beach St.	110 48
												282	H	Air Force	82 36
LAST 12 Division I GAMES:															
22	A	Oregon St.	62 67	161	A	Washington	76 57								
22	H	Oregon St.	77 68	129	A	Washington St.	79 64								
5	A	Stanford	88 48	73	H	Arizona	93 60								
47	A	California	105 82	14	H	Arizona St.	77 71								
141	H	Colorado	102 43	42	A	UCLA	72 52								
57	H	Utah	87 65	56	A	Southern California	93 53								

Non-Div I Games: Alas. Fairbanks 115 36

Oregon

Loss, Non-Conf, S Site, H Home A Away N Neutral

Oregon St.

Through Games Of Feb. 20, 2019

Average RPI Win:	136	WON-LOST	WINNING	LAST 10	STRENGTH OF	OPP. STRENGTH	TEAM	ADJ.	CONF.	ADJ CONF.
Average RPI Loss:	9	RECORD	PCT. RANK	GAMES	SCHEDULE	OF SCHEDULE	RPI	RPI	RPI	RPI
DIV. I ONLY	21- 5	24	0- 1	71	3	22	22	2	2	
DIV. I NON-CONF.	10- 2	37	0- 1	205	19	66	66	2	2	
TOTALS	RPI 1-25	RPI 26-50	W-L RECORDS	RPI 51-100	RPI 101-150	RPI 150+				
21- 5	2- 5	2- 0	OVERALL	5- 0	4- 0	8- 0				
13- 1	1- 1	0- 0	HOME	4- 0	2- 0	6- 0				
5- 2	0- 2	2- 0	AWAY	1- 0	1- 0	1- 0				
3- 2	1- 2	0- 0	NEUTRAL	0- 0	1- 0	1- 0				
10- 2	1- 2	0- 0	NON-CONFERENCE	2- 0	1- 0	6- 0				
7- 0	0- 0	0- 0	HOME	2- 0	0- 0	5- 0				
0- 0	0- 0	0- 0	AWAY	0- 0	0- 0	0- 0				
3- 2	1- 2	0- 0	NEUTRAL	0- 0	1- 0	1- 0				
11- 3	1- 3	2- 0	CONFERENCE	3- 0	3- 0	2- 0				
6- 1	1- 1	0- 0	HOME	2- 0	2- 0	1- 0				
5- 2	0- 2	2- 0	AWAY	1- 0	1- 0	1- 0				
0- 0	0- 0	0- 0	NEUTRAL	0- 0	0- 0	0- 0				

RPI 1-25				RPI 26-50				RPI 51-100				RPI 101+			
RPI	S	Opponent	Score	RPI	S	Opponent	Score	RPI	S	Opponent	Score	RPI	S	Opponent	Score
1	N	Notre Dame	81 91	42	A	UCLA	83 73	52	H	Saint Mary's (CA)	89 56	127	N	Western Ky.	74 60
4	A	Oregon	68 77	47	A	California	82 74	56	A	Southern California	76 52	129	A	Washington St.	52 35
4	H	Oregon	67 62					57	H	Utah	71 63	129	H	Washington St.	76 69
5	A	Stanford	44 61					73	H	Arizona	86 64	141	H	Colorado	89 65
14	H	Arizona St.	76 79					91	H	Duke	71 57	161	A	Washington	86 39
15	N	South Carolina	70 68									161	H	Washington	78 67
21	N	Texas A&M	70 76									169	H	Santa Clara	82 31
												186	N	Eastern Wash.	93 45
												265	H	CSU Bakersfield	92 52
												293	H	La Salle	100 46
												315	H	Cal Poly	79 54
												346	H	Ark.-Pine Bluff	89 33
LAST 12 Division I GAMES:															
	1	N	Notre Dame	81	91	57	H	Utah	71	63					
	15	N	South Carolina	70	68	141	H	Colorado	89	65					
	4	H	Oregon	67	62	129	A	Washington St.	52	35					
	4	A	Oregon	68	77	161	A	Washington	86	39					
	47	A	California	82	74	14	H	Arizona St.	76	79					
	5	A	Stanford	44	61	73	H	Arizona	86	64					

Non-Div I Games:

Oregon St.

■ Loss,
■ Non-Conf,
■ S Site,
■ H Home
■ A Away
N Neutral

Average RPI Win:	208	WON-LOST	WINNING	LAST 10	STRENGTH OF	OPP. STRENGTH	TEAM	ADJ.	CONF.	ADJ CONF.
Average RPI Loss:	54	RECORD	PCT. RANK	GAMES	SCHEDULE	OF SCHEDULE	RPI	RPI	RPI	RPI
DIV. I ONLY	16- 9	95	0- 1	140	91	106	106	8	8	
DIV. I NON-CONF.	7- 3	83	0- 0	203	157	89	89	7	7	
TOTALS	RPI 1-25	RPI 26-50	W-L RECORDS	RPI 51-100	RPI 101-150	RPI 150+				
16- 9	0- 3	1- 3	OVERALL	2- 1	1- 1	12- 1				
9- 4	0- 1	1- 1	HOME	1- 0	1- 1	6- 1				
7- 4	0- 2	0- 1	AWAY	1- 1	0- 0	6- 0				
0- 1	0- 0	0- 1	NEUTRAL	0- 0	0- 0	0- 0				
7- 3	0- 1	1- 1	NON-CONFERENCE	1- 1	0- 0	5- 0				
4- 0	0- 0	1- 0	HOME	0- 0	0- 0	3- 0				
3- 2	0- 1	0- 0	AWAY	1- 1	0- 0	2- 0				
0- 1	0- 0	0- 1	NEUTRAL	0- 0	0- 0	0- 0				
9- 6	0- 2	0- 2	CONFERENCE	1- 0	1- 1	7- 1				
5- 4	0- 1	0- 1	HOME	1- 0	1- 1	3- 1				
4- 2	0- 1	0- 1	AWAY	0- 0	0- 0	4- 0				
0- 0	0- 0	0- 0	NEUTRAL	0- 0	0- 0	0- 0				

RPI	S	Opponent	Score	RPI	S	Opponent	Score	RPI	S	Opponent	Score	RPI	S	Opponent	Score	Team's RPI: 106
13	A	Gonzaga	65 88	27	A	BYU	49 75	52	H	Saint Mary's (CA)	76 67	108	H	Loyola Marymount	67 72	
13	H	Gonzaga	51 63	27	H	BYU	74 77	68	A	Lamar University	66 82	120	H	Pepperdine	78 67	
18	A	UCF	57 64	44	H	Wyoming	70 64	82	A	UC Davis	83 80	168	A	Portland	76 66	
				47	N	California	69 81					168	H	Portland	87 77	
												169	A	Santa Clara	74 70	
												169	H	Santa Clara	83 88	
												243	A	San Francisco	85 75	
												243	H	San Francisco	74 48	
												256	A	Cal St. Fullerton	72 64	
												259	A	San Diego	70 53	
												259	H	San Diego	79 47	
												291	H	UC Santa Barbara	69 53	
												305	A	San Jose St.	91 67	
												320	H	North Dakota St.	75 68	
												342	H	Seattle U	75 61	
LAST 12 Division I GAMES:																
169	H	Santa Clara	83 88	120	H	Pepperdine	78 67									
243	H	San Francisco	74 48	108	H	Loyola Marymount	67 72									
27	A	BYU	49 75	243	A	San Francisco	85 75									
259	A	San Diego	70 53	169	A	Santa Clara	74 70									
168	H	Portland	87 77	259	H	San Diego	79 47									
13	H	Gonzaga	51 63	27	H	BYU	74 77									

Non-Div I Games:

Pacific

■ Loss,
■ Non-Conf, S Site,
■ Home
■ Away
N Neutral

Average RPI Win:	218	WON-LOST	WINNING	LAST 10	STRENGTH OF	OPP. STRENGTH	TEAM	ADJ.	CONF.	ADJ CONF.
Average RPI Loss:	50	RECORD	PCT. RANK	GAMES	SCHEDULE	OF SCHEDULE	RPI	RPI	RPI	RPI
DIV. I ONLY	15- 4	31	0- 1	191	120	64	64	11	11	
DIV. I NON-CONF.	9- 3	61	0- 0	223	105	88	88	11	11	
TOTALS	RPI 1-25	RPI 26-50	W-L RECORDS	RPI 51-100	RPI 101-150	RPI 150+				
15- 4	0- 1	0- 1	OVERALL	3- 2	0- 0	12- 0				
6- 1	0- 0	0- 1	HOME	1- 0	0- 0	5- 0				
9- 2	0- 1	0- 0	AWAY	2- 1	0- 0	7- 0				
0- 1	0- 0	0- 0	NEUTRAL	0- 1	0- 0	0- 0				
9- 3	0- 1	0- 1	NON-CONFERENCE	1- 1	0- 0	8- 0				
4- 1	0- 0	0- 1	HOME	0- 0	0- 0	4- 0				
5- 1	0- 1	0- 0	AWAY	1- 0	0- 0	4- 0				
0- 1	0- 0	0- 0	NEUTRAL	0- 1	0- 0	0- 0				
6- 1	0- 0	0- 0	CONFERENCE	2- 1	0- 0	4- 0				
2- 0	0- 0	0- 0	HOME	1- 0	0- 0	1- 0				
4- 1	0- 0	0- 0	AWAY	1- 1	0- 0	3- 0				
0- 0	0- 0	0- 0	NEUTRAL	0- 0	0- 0	0- 0				

RPI 1-25				RPI 26-50				RPI 51-100				RPI 101+			
RPI	S	Opponent	Score	RPI	S	Opponent	Score	RPI	S	Opponent	Score	RPI	S	Opponent	Score
1	A	Notre Dame	55 75	43	H	Villanova	50 58	70	N	Maine	46 47	164	H	Temple	71 62
								72	A	Drexel	55 39	206	A	Stetson	75 53
								77	A	Princeton	66 60	217	A	Dartmouth	60 44
								87	A	Harvard	72 80	225	A	Cornell	59 46
								99	H	Yale	54 48	233	A	Navy	65 61
												242	H	Saint Joseph's	65 45
												248	A	Columbia	72 60
												264	H	Brown	83 43
												285	A	Siena	58 51
												293	H	La Salle	65 34
												321	H	NJIT	85 42
												323	A	Iona	66 43
LAST 12 Division I GAMES:															
				87	A	Harvard	72 80	164	H	Temple	71 62				
				217	A	Dartmouth	60 44	43	H	Villanova	50 58				
				99	H	Yale	54 48	77	A	Princeton	66 60				
				264	H	Brown	83 43	206	A	Stetson	75 53				
				248	A	Columbia	72 60	72	A	Drexel	55 39				
				225	A	Cornell	59 46	323	A	Iona	66 43				

Non-Div I Games: Haverford 81 46

Penn

■ Loss,
 ■ Non-Conf,
 ■ S Site,
 ■ H Home
 ■ A Away
 N Neutral

Average RPI Win:	164	WON-LOST	WINNING	LAST 10	STRENGTH OF	OPP. STRENGTH	TEAM	ADJ.	CONF.	ADJ CONF.
Average RPI Loss:	63	RECORD	PCT. RANK	GAMES	SCHEDULE	OF SCHEDULE	RPI	RPI	RPI	RPI
DIV. I ONLY	10- 15	233	0- 1	23	76	137	137	4	4	
DIV. I NON-CONF.	7- 4	108	0- 0	47	147	99	99	6	6	
TOTALS	RPI 1-25	RPI 26-50	W-L RECORDS	RPI 51-100	RPI 101-150	RPI 150+				
10- 15	0- 6	0- 2	OVERALL	3- 3	1- 3	6- 1				
8- 8	0- 3	0- 2	HOME	3- 1	0- 1	5- 1				
2- 7	0- 3	0- 0	AWAY	0- 2	1- 2	1- 0				
0- 0	0- 0	0- 0	NEUTRAL	0- 0	0- 0	0- 0				
7- 4	0- 1	0- 1	NON-CONFERENCE	3- 0	1- 1	3- 1				
6- 3	0- 0	0- 1	HOME	3- 0	0- 1	3- 1				
1- 1	0- 1	0- 0	AWAY	0- 0	1- 0	0- 0				
0- 0	0- 0	0- 0	NEUTRAL	0- 0	0- 0	0- 0				
3- 11	0- 5	0- 1	CONFERENCE	0- 3	0- 2	3- 0				
2- 5	0- 3	0- 1	HOME	0- 1	0- 0	2- 0				
1- 6	0- 2	0- 0	AWAY	0- 2	0- 2	1- 0				
0- 0	0- 0	0- 0	NEUTRAL	0- 0	0- 0	0- 0				

RPI	S	Opponent	Score	RPI	S	Opponent	Score	RPI	S	Opponent	Score	RPI	S	Opponent	Score	Team's RPI: 137
8	H	Iowa	61 81	47	H	California	58 75	54	A	Indiana	75 83	101	A	Northwestern	63 78	
16	A	Maryland	67 79	49	H	Michigan	62 66	77	H	Princeton	79 71	102	A	Minnesota	67 97	
16	H	Maryland	61 77					84	H	American	80 59	122	A	Fordham	72 55	
20	A	Florida St.	58 87					92	A	Ohio St.	73 78	150	H	Stony Brook	70 81	
25	A	Rutgers	61 74					92	H	Ohio St.	71 76	151	H	Duquesne	58 64	
25	H	Rutgers	61 69					100	H	Providence	74 72	181	A	Wisconsin	65 59	
												181	H	Wisconsin	71 64	
												196	H	Illinois	62 48	
												229	H	Jacksonville	80 61	
												230	H	St. Bonaventure	80 65	
												244	H	North Dakota	75 68	
LAST 12 Division I GAMES:																
102	A	Minnesota	67 97	181	A	Wisconsin	65 59									
101	A	Northwestern	63 78	16	A	Maryland	67 79									
49	H	Michigan	62 66	92	H	Ohio St.	71 76									
92	A	Ohio St.	73 78	196	H	Illinois	62 48									
8	H	Iowa	61 81	25	A	Rutgers	61 74									
25	H	Rutgers	61 69	181	H	Wisconsin	71 64									

Non-Div I Games:

Penn St.

■ Loss,
 ■ Non-Conf, S Site,
 ■ Home
 ■ Away
 N Neutral

Pepperdine

Through Games Of Feb. 20, 2019

Average RPI Win:	218	WON-LOST	WINNING	LAST 10	STRENGTH OF	OPP. STRENGTH	TEAM	ADJ.	CONF.	ADJ CONF.
Average RPI Loss:	104	RECORD	PCT. RANK	GAMES	SCHEDULE	OF SCHEDULE	RPI	RPI	RPI	RPI
DIV. I ONLY	16- 8	84	0- 0	262	94	120	120	8	8	
DIV. I NON-CONF.	6- 4	125	0- 0	347	191	215	215	7	7	
TOTALS	RPI 1-25	RPI 26-50	W-L RECORDS	RPI 51-100	RPI 101-150	RPI 150+				
16- 8	0- 1	1- 1	OVERALL	0- 3	2- 2	13- 1				
7- 1	0- 1	1- 0	HOME	0- 0	1- 0	5- 0				
7- 6	0- 0	0- 1	AWAY	0- 3	1- 2	6- 0				
2- 1	0- 0	0- 0	NEUTRAL	0- 0	0- 0	2- 1				
6- 4	0- 0	0- 0	NON-CONFERENCE	0- 2	0- 1	6- 1				
1- 0	0- 0	0- 0	HOME	0- 0	0- 0	1- 0				
3- 3	0- 0	0- 0	AWAY	0- 2	0- 1	3- 0				
2- 1	0- 0	0- 0	NEUTRAL	0- 0	0- 0	2- 1				
10- 4	0- 1	1- 1	CONFERENCE	0- 1	2- 1	7- 0				
6- 1	0- 1	1- 0	HOME	0- 0	1- 0	4- 0				
4- 3	0- 0	0- 1	AWAY	0- 1	1- 1	3- 0				
0- 0	0- 0	0- 0	NEUTRAL	0- 0	0- 0	0- 0				

RPI	S	Opponent	Score	RPI	S	Opponent	Score	RPI	S	Opponent	Score	RPI	S	Opponent	Score	Team's RPI: 120
13	H	Gonzaga	54 79	27	A	BYU	58 83	52	A	Saint Mary's (CA)	68 79	106	A	Pacific	67 78	
				27	H	BYU	79 65	98	A	Idaho St.	63 65	108	A	Loyola Marymount	73 55	
								100	A	Providence	47 66	108	H	Loyola Marymount	95 86	
												141	A	Colorado	65 80	
												168	H	Portland	82 68	
												169	A	Santa Clara	76 74	
												169	H	Santa Clara	74 48	
												236	N	Sacramento St.	113 97	
												243	A	San Francisco	72 66	
												243	H	San Francisco	69 50	
												249	A	Hawaii	65 64	
												259	A	San Diego	74 55	
												259	H	San Diego	88 65	
												266	N	Northern Ky.	51 46	
												293	N	La Salle	55 62	
												315	A	Cal Poly	70 63	
												322	H	Weber St.	68 47	
												342	A	Seattle U	78 64	
LAST 12 Division I GAMES:																
108	A	Loyola Marymount	73 55	52	A	Saint Mary's (CA)	68 79									
169	A	Santa Clara	76 74	108	H	Loyola Marymount	95 86									
243	A	San Francisco	72 66	243	H	San Francisco	69 50									
27	H	BYU	79 65	169	H	Santa Clara	74 48									
259	H	San Diego	88 65	259	A	San Diego	74 55									
106	A	Pacific	67 78	27	A	BYU	58 83									

Non-Div I Games: Cal St. L.A. 80 56

Pepperdine

Loss, Non-Conf, S Site, H Home A Away N Neutral

Average RPI Win:	149	WON-LOST	WINNING	LAST 10	STRENGTH OF	OPP. STRENGTH	TEAM	ADJ.	CONF.	ADJ CONF.
Average RPI Loss:	57	RECORD	PCT. RANK	GAMES	SCHEDULE	OF SCHEDULE	RPI	RPI	RPI	RPI
DIV. I ONLY	10- 17	248	0- 1	13	28	123	123	1	1	
DIV. I NON-CONF.	9- 5	104	0- 0	61	134	86	86	1	1	
TOTALS	RPI 1-25	RPI 26-50	W-L RECORDS	RPI 51-100	RPI 101-150	RPI 150+				
10- 17	0- 7	1- 3	OVERALL	2- 3	3- 3	4- 1				
6- 9	0- 3	1- 2	HOME	1- 1	2- 3	2- 0				
2- 7	0- 4	0- 1	AWAY	0- 2	1- 0	1- 0				
2- 1	0- 0	0- 0	NEUTRAL	1- 0	0- 0	1- 1				
9- 5	0- 1	0- 1	NON-CONFERENCE	2- 1	3- 1	4- 1				
5- 3	0- 1	0- 1	HOME	1- 0	2- 1	2- 0				
2- 1	0- 0	0- 0	AWAY	0- 1	1- 0	1- 0				
2- 1	0- 0	0- 0	NEUTRAL	1- 0	0- 0	1- 1				
1- 12	0- 6	1- 2	CONFERENCE	0- 2	0- 2	0- 0				
1- 6	0- 2	1- 1	HOME	0- 1	0- 2	0- 0				
0- 6	0- 4	0- 1	AWAY	0- 1	0- 0	0- 0				
0- 0	0- 0	0- 0	NEUTRAL	0- 0	0- 0	0- 0				

RPI S	Opponent	Score	RPI S	Opponent	Score	RPI S	Opponent	Score	RPI S	Opponent	Score	Team's RPI: 123
1	A Notre Dame	44 100	29	H North Carolina	91 78	67	H Virginia Tech	58 74	101	A Northwestern	52 49	
3	A Louisville	42 70	38	A Georgia Tech	55 67	81	N Arkansas	61 54	104	H Virginia	57 74	
10	A NC State	34 63	41	H Clemson	59 65	85	H Cincinnati	65 48	109	H Youngstown St.	55 64	
12	H Syracuse	50 82	50	H West Virginia	43 77	91	A Duke	55 74	113	H UNCW	60 56	
17	H Miami (FL)	51 65				94	A Georgetown	41 70	117	H Boston College	55 59	
18	H UCF	58 61							122	H Fordham	65 62	
20	A Florida St.	46 78							151	A Duquesne	66 58	
									181	N Wisconsin	42 57	
									212	H Saint Francis (PA)	78 75	
									295	N Tennessee St.	78 56	
									296	H New Orleans	90 38	
LAST 12 Division I GAMES:												
20	A Florida St.	46 78	3	A Louisville	42 70							
29	H North Carolina	91 78	104	H Virginia	57 74							
17	H Miami (FL)	51 65	41	H Clemson	59 65							
38	A Georgia Tech	55 67	12	H Syracuse	50 82							
91	A Duke	55 74	117	H Boston College	55 59							
67	H Virginia Tech	58 74	10	A NC State	34 63							

Non-Div I Games:

Pittsburgh

■ Loss,
■ Non-Conf,
■ S Site,
■ H Home
■ A Away
N Neutral

Average RPI Win:	261	WON-LOST	WINNING	LAST 10	STRENGTH OF	OPP. STRENGTH	TEAM	ADJ.	CONF.	ADJ CONF.
Average RPI Loss:	83	RECORD	PCT. RANK	GAMES	SCHEDULE	OF SCHEDULE	RPI	RPI	RPI	RPI
DIV. I ONLY	9- 14	237	0- 0	73	150	168	168	8	8	
DIV. I NON-CONF.	6- 3	91	0- 0	170	343	121	121	7	7	
TOTALS	RPI 1-25	RPI 26-50	W-L RECORDS	RPI 51-100	RPI 101-150	RPI 150+				
9- 14	0- 2	0- 2	OVERALL	0- 3	0- 5	9- 2				
5- 6	0- 1	0- 1	HOME	0- 1	0- 1	5- 2				
4- 7	0- 1	0- 1	AWAY	0- 1	0- 4	4- 0				
0- 1	0- 0	0- 0	NEUTRAL	0- 1	0- 0	0- 0				
6- 3	0- 0	0- 0	NON-CONFERENCE	0- 1	0- 1	6- 1				
3- 1	0- 0	0- 0	HOME	0- 0	0- 0	3- 1				
3- 1	0- 0	0- 0	AWAY	0- 0	0- 1	3- 0				
0- 1	0- 0	0- 0	NEUTRAL	0- 1	0- 0	0- 0				
3- 11	0- 2	0- 2	CONFERENCE	0- 2	0- 4	3- 1				
2- 5	0- 1	0- 1	HOME	0- 1	0- 1	2- 1				
1- 6	0- 1	0- 1	AWAY	0- 1	0- 3	1- 0				
0- 0	0- 0	0- 0	NEUTRAL	0- 0	0- 0	0- 0				

RPI	S	Opponent	Score	RPI	S	Opponent	Score	RPI	S	Opponent	Score	RPI	S	Opponent	Score	Team's RPI: 168
13	A	Gonzaga	71 97	27	A	BYU	71 79	52	A	Saint Mary's (CA)	85 113	106	A	Pacific	77 87	
13	H	Gonzaga	62 93	27	H	BYU	69 70	52	H	Saint Mary's (CA)	91 98	106	H	Pacific	66 76	
								73	N	Arizona	70 92	108	A	Loyola Marymount	58 76	
												120	A	Pepperdine	68 82	
												130	A	Portland St.	79 92	
												169	H	Santa Clara	66 72	
												170	H	UC Irvine	69 84	
												199	H	Utah St.	61 54	
												243	H	San Francisco	78 73	
												249	A	Hawaii	72 65	
												256	H	Cal St. Fullerton	83 74	
												259	A	San Diego	69 60	
												259	H	San Diego	96 74	
												276	A	Utah Valley	65 60	
												282	H	Air Force	79 60	
												322	A	Weber St.	89 73	
LAST 12 Division I GAMES:																
259	H	San Diego	96 74	169	H	Santa Clara	66 72									
27	H	BYU	69 70	27	A	BYU	71 79									
13	H	Gonzaga	62 93	259	A	San Diego	69 60									
106	A	Pacific	77 87	13	A	Gonzaga	71 97									
52	A	Saint Mary's (CA)	85 113	52	H	Saint Mary's (CA)	91 98									
243	H	San Francisco	78 73	106	H	Pacific	66 76									

Non-Div I Games: Warner Pacific 98 63 Willamette 82 27

Portland

Loss, Non-Conf, S Site, H Home A Away N Neutral

Average RPI Win:	236	WON-LOST	WINNING	LAST 10	STRENGTH OF	OPP. STRENGTH	TEAM	ADJ.	CONF.	ADJ CONF.
Average RPI Loss:	117	RECORD	PCT. RANK	GAMES	SCHEDULE	OF SCHEDULE	RPI	RPI	RPI	RPI
DIV. I ONLY	18- 4	21	1- 0	320	201	130	130	16	16	
DIV. I NON-CONF.	7- 1	30	0- 0	331	274	162	162	12	12	
TOTALS	RPI 1-25	RPI 26-50	W-L RECORDS	RPI 51-100	RPI 101-150	RPI 150+				
18- 4	0- 0	0- 0	OVERALL	1- 2	2- 1	15- 1				
12- 2	0- 0	0- 0	HOME	1- 1	2- 0	9- 1				
6- 2	0- 0	0- 0	AWAY	0- 1	0- 1	6- 0				
0- 0	0- 0	0- 0	NEUTRAL	0- 0	0- 0	0- 0				
7- 1	0- 0	0- 0	NON-CONFERENCE	1- 0	0- 0	6- 1				
5- 1	0- 0	0- 0	HOME	1- 0	0- 0	4- 1				
2- 0	0- 0	0- 0	AWAY	0- 0	0- 0	2- 0				
0- 0	0- 0	0- 0	NEUTRAL	0- 0	0- 0	0- 0				
11- 3	0- 0	0- 0	CONFERENCE	0- 2	2- 1	9- 0				
7- 1	0- 0	0- 0	HOME	0- 1	2- 0	5- 0				
4- 2	0- 0	0- 0	AWAY	0- 1	0- 1	4- 0				
0- 0	0- 0	0- 0	NEUTRAL	0- 0	0- 0	0- 0				

RPI 1-25			RPI 26-50			RPI 51-100			RPI 101+			Team's RPI: 130
RPI	S	Opponent	Score	RPI	S	Opponent	Score	RPI	S	Opponent	Score	
						82	H UC Davis	65 50	118	A Northern Colo.	63 79	
						83	A Idaho	78 80	118	H Northern Colo.	85 66	
						98	H Idaho St.	57 58	149	H Montana St.	55 53	
									154	H Montana	78 60	
									168	H Portland	92 79	
									170	H UC Irvine	68 73	
									186	A Eastern Wash.	76 64	
									215	H UNLV	58 49	
									236	H Sacramento St.	74 58	
									238	A Northern Ariz.	74 59	
									238	H Northern Ariz.	72 55	
									274	A UTEP	89 61	
									280	A Southern Utah	81 56	
									280	H Southern Utah	63 49	
									305	H San Jose St.	80 51	
									322	A Weber St.	77 59	
									322	H Weber St.	65 38	
									339	A Grand Canyon	60 55	
									342	H Seattle U	68 43	
LAST 12 Division I GAMES:												
280	A	Southern Utah	81 56	83	A	Idaho	78 80					
238	A	Northern Ariz.	74 59	186	A	Eastern Wash.	76 64					
118	H	Northern Colo.	85 66	238	H	Northern Ariz.	72 55					
236	H	Sacramento St.	74 58	280	H	Southern Utah	63 49					
98	H	Idaho St.	57 58	322	A	Weber St.	77 59					
322	H	Weber St.	65 38	154	H	Montana	78 60					

Non-Div I Games: Warner Pacific 102 49

Portland St.

■ Loss,
 ■ Non-Conf,
 ■ S Site,
 ■ H Home
 ■ A Away
 N Neutral

Average RPI Win:	287	WON-LOST	WINNING	LAST 10	STRENGTH OF	OPP. STRENGTH	TEAM	ADJ.	CONF.	ADJ CONF.
Average RPI Loss:	136	RECORD	PCT. RANK	GAMES	SCHEDULE	OF SCHEDULE	RPI	RPI	RPI	RPI
DIV. I ONLY	9- 11	206	0- 1	241	267	197	197	29	29	
DIV. I NON-CONF.	1- 7	319	0- 0	31	35	201	201	28	28	
TOTALS	RPI 1-25	RPI 26-50	W-L RECORDS	RPI 51-100	RPI 101-150	RPI 150+				
9- 11	0- 2	0- 1	OVERALL	0- 1	0- 2	9- 5				
3- 3	0- 0	0- 1	HOME	0- 0	0- 0	3- 2				
5- 8	0- 2	0- 0	AWAY	0- 1	0- 2	5- 3				
1- 0	0- 0	0- 0	NEUTRAL	0- 0	0- 0	1- 0				
1- 7	0- 2	0- 1	NON-CONFERENCE	0- 1	0- 2	1- 1				
0- 1	0- 0	0- 1	HOME	0- 0	0- 0	0- 0				
0- 6	0- 2	0- 0	AWAY	0- 1	0- 2	0- 1				
1- 0	0- 0	0- 0	NEUTRAL	0- 0	0- 0	1- 0				
8- 4	0- 0	0- 0	CONFERENCE	0- 0	0- 0	8- 4				
3- 2	0- 0	0- 0	HOME	0- 0	0- 0	3- 2				
5- 2	0- 0	0- 0	AWAY	0- 0	0- 0	5- 2				
0- 0	0- 0	0- 0	NEUTRAL	0- 0	0- 0	0- 0				

RPI 1-25				RPI 26-50				RPI 51-100				RPI 101+ Team's RPI: 197			
RPI	S	Opponent	Score	RPI	S	Opponent	Score	RPI	S	Opponent	Score	RPI	S	Opponent	Score
11	A	Iowa St.	46 94	37	H	Rice	58 68	81	A	Arkansas	44 71	119	A	Oklahoma St.	50 70
21	A	Texas A&M	57 70									141	A	Colorado	38 79
												175	A	Southern U.	55 54
												198	A	Grambling	57 73
												198	H	Grambling	63 64
												224	A	UTRGV	50 57
												231	A	Texas Southern	67 73
												231	H	Texas Southern	44 52
												252	N	A&M-Corpus Christi	67 59
												257	H	Alabama St.	71 59
												290	A	Jackson St.	89 80
												290	H	Jackson St.	76 57
												297	H	Alabama A&M	77 65
												329	A	Mississippi Val.	75 65
												346	A	Ark.-Pine Bluff	80 41
												350	A	Alcorn	82 61
LAST 12 Division I GAMES:															
198	A	Grambling	57 73	329	A	Mississippi Val.	75 65								
290	A	Jackson St.	89 80	198	H	Grambling	63 64								
231	A	Texas Southern	67 73	290	H	Jackson St.	76 57								
257	H	Alabama St.	71 59	231	H	Texas Southern	44 52								
297	H	Alabama A&M	77 65	350	A	Alcorn	82 61								
346	A	Ark.-Pine Bluff	80 41	175	A	Southern U.	55 54								

Non-Div I Games: Jarvis Christian 117 32 Arlington Baptist 105 31

Prairie View

Loss, Non-Conf, S Site, H Home A Away N Neutral

Presbyterian

Through Games Of Feb. 20, 2019

Average RPI Win:	317	WON-LOST	WINNING	LAST 10	STRENGTH OF	OPP. STRENGTH	TEAM	ADJ.	CONF.	ADJ CONF.
Average RPI Loss:	194	RECORD	PCT. RANK	GAMES	SCHEDULE	OF SCHEDULE	RPI	RPI	RPI	RPI
DIV. I ONLY	5- 20	316	1- 0	289	309	330	330	28	28	
DIV. I NON-CONF.	2- 9	297	0- 0	271	281	317	317	29	29	
TOTALS	RPI 1-25	RPI 26-50	W-L RECORDS	RPI 51-100	RPI 101-150	RPI 150+				
5- 20	0- 0	0- 1	OVERALL	0- 1	0- 5	5- 13				
3- 7	0- 0	0- 0	HOME	0- 0	0- 1	3- 6				
2- 13	0- 0	0- 1	AWAY	0- 1	0- 4	2- 7				
0- 0	0- 0	0- 0	NEUTRAL	0- 0	0- 0	0- 0				
2- 9	0- 0	0- 1	NON-CONFERENCE	0- 0	0- 3	2- 5				
1- 2	0- 0	0- 0	HOME	0- 0	0- 0	1- 2				
1- 7	0- 0	0- 1	AWAY	0- 0	0- 3	1- 3				
0- 0	0- 0	0- 0	NEUTRAL	0- 0	0- 0	0- 0				
3- 11	0- 0	0- 0	CONFERENCE	0- 1	0- 2	3- 8				
2- 5	0- 0	0- 0	HOME	0- 0	0- 1	2- 4				
1- 6	0- 0	0- 0	AWAY	0- 1	0- 1	1- 4				
0- 0	0- 0	0- 0	NEUTRAL	0- 0	0- 0	0- 0				

RPI S	Opponent	Score	RPI S	Opponent	Score	RPI S	Opponent	Score	RPI S	Opponent	Score	Team's RPI: 330
40	A Tennessee	49 97	93	A Radford	49 59	111	A Georgia	59 83	113	A UNCW	48 63	
						125	A High Point	40 79	125	H High Point	63 70	
						142	A Davidson	56 83	177	A UNC Asheville	45 51	
						177	H UNC Asheville	43 52	191	A Vanderbilt	43 78	
						202	A Hampton	62 79	209	A Furman	68 76	
						222	A Campbell	46 51	232	H Gardner-Webb	58 66	
						269	H Wofford	61 50	277	A Samford	54 75	
						278	H Ga. Southern	68 69	281	A Winthrop	52 55	
						281	H Winthrop	54 62	288	A Col. of Charleston	71 65	
						301	H Charleston So.	55 63	308	H South Carolina St.	48 57	
						338	H Longwood	81 66	344	A USC Upstate	66 58	
						344	H USC Upstate	70 54				
LAST 12 Division I GAMES:												
344	A USC Upstate	66 58	177	H UNC Asheville	43 52	281	A Winthrop	52 55	93	A Radford	49 59	
125	H High Point	63 70	232	H Gardner-Webb	58 66	344	H USC Upstate	70 54	125	A High Point	40 79	
177	A UNC Asheville	45 51	344	H USC Upstate	70 54							
281	H Winthrop	54 62										
202	A Hampton	62 79										
301	H Charleston So.	55 63										

Non-Div I Games:

Presbyterian

Loss, Non-Conf, S Site, H Home A Away N Neutral

Average RPI Win:	193	WON-LOST	WINNING	LAST 10	STRENGTH OF	OPP. STRENGTH	TEAM	ADJ.	CONF.	ADJ CONF.
Average RPI Loss:	83	RECORD	PCT. RANK	GAMES	SCHEDULE	OF SCHEDULE	RPI	RPI	RPI	RPI
DIV. I ONLY	13- 9	128	1- 0	68	121	77	77	11	11	
DIV. I NON-CONF.	8- 7	160	0- 0	60	91	79	79	11	11	
TOTALS	RPI 1-25	RPI 26-50	W-L RECORDS	RPI 51-100	RPI 101-150	RPI 150+				
13- 9	0- 1	0- 3	OVERALL	2- 2	3- 2	8- 1				
4- 3	0- 0	0- 0	HOME	1- 2	2- 1	1- 0				
9- 3	0- 0	0- 1	AWAY	1- 0	1- 1	7- 1				
0- 3	0- 1	0- 2	NEUTRAL	0- 0	0- 0	0- 0				
8- 7	0- 1	0- 3	NON-CONFERENCE	1- 0	3- 2	4- 1				
3- 1	0- 0	0- 0	HOME	1- 0	2- 1	0- 0				
5- 3	0- 0	0- 1	AWAY	0- 0	1- 1	4- 1				
0- 3	0- 1	0- 2	NEUTRAL	0- 0	0- 0	0- 0				
5- 2	0- 0	0- 0	CONFERENCE	1- 2	0- 0	4- 0				
1- 2	0- 0	0- 0	HOME	0- 2	0- 0	1- 0				
4- 0	0- 0	0- 0	AWAY	1- 0	0- 0	3- 0				
0- 0	0- 0	0- 0	NEUTRAL	0- 0	0- 0	0- 0				

RPI 1-25				RPI 26-50				RPI 51-100				Team's RPI: 77	RPI 101+			
RPI	S	Opponent	Score	RPI	S	Opponent	Score	RPI	S	Opponent	Score		RPI	S	Opponent	Score
12	N	Syracuse	61 92	26	N	DePaul	67 82	64	H	Penn	60 66		110	A	Hartford	75 38
				43	A	Villanova	46 67	65	H	Quinnipiac	54 42		126	H	Seton Hall	66 70
				46	N	Kansas St.	61 80	87	A	Harvard	75 71		137	A	Penn St.	71 79
								99	H	Yale	86 96		142	H	Davidson	65 57
													144	H	Marist	60 57
													188	A	Rider	89 65
													193	A	George Washington	49 64
													217	A	Dartmouth	82 75
													225	A	Cornell	75 46
													247	A	Monmouth	79 47
													248	A	Columbia	79 64
													263	A	St. Francis Brooklyn	83 64
													264	H	Brown	93 74
													309	A	New Hampshire	90 42
LAST 12 Division I GAMES:																
				217	A	Dartmouth	82 75					64	H	Penn	60 66	
				87	A	Harvard	75 71					309	A	New Hampshire	90 42	
				264	H	Brown	93 74					110	A	Hartford	75 38	
				99	H	Yale	86 96					263	A	St. Francis Brooklyn	83 64	
				225	A	Cornell	75 46					144	H	Marist	60 57	
				248	A	Columbia	79 64					247	A	Monmouth	79 47	

Non-Div I Games:

Princeton

■ Loss,
 ■ Non-Conf,
 ■ S Site,
 ■ H Home
 ■ A Away
 N Neutral

Providence

Through Games Of Feb. 20, 2019

Average RPI Win:	166	WON-LOST	WINNING	LAST 10	STRENGTH OF	OPP. STRENGTH	TEAM	ADJ.	CONF.	ADJ CONF.
Average RPI Loss:	93	RECORD	PCT. RANK	GAMES	SCHEDULE	OF SCHEDULE	RPI	RPI	RPI	RPI
DIV. I ONLY	16- 11	126	1- 0	107	71	100	100	6	6	
DIV. I NON-CONF.	8- 4	91	1- 0	261	180	158	158	4	4	
TOTALS	RPI 1-25	RPI 26-50	W-L RECORDS	RPI 51-100	RPI 101-150	RPI 150+				
16- 11	0- 1	1- 2	OVERALL	3- 4	5- 3	7- 1				
9- 4	0- 0	1- 0	HOME	2- 3	2- 1	4- 0				
6- 7	0- 1	0- 2	AWAY	1- 1	3- 2	2- 1				
1- 0	0- 0	0- 0	NEUTRAL	0- 0	0- 0	1- 0				
8- 4	0- 0	0- 0	NON-CONFERENCE	1- 2	2- 1	5- 1				
5- 2	0- 0	0- 0	HOME	1- 2	1- 0	3- 0				
2- 2	0- 0	0- 0	AWAY	0- 0	1- 1	1- 1				
1- 0	0- 0	0- 0	NEUTRAL	0- 0	0- 0	1- 0				
8- 7	0- 1	1- 2	CONFERENCE	2- 2	3- 2	2- 0				
4- 2	0- 0	1- 0	HOME	1- 1	1- 1	1- 0				
4- 5	0- 1	0- 2	AWAY	1- 1	2- 1	1- 0				
0- 0	0- 0	0- 0	NEUTRAL	0- 0	0- 0	0- 0				

RPI S	Opponent	Score	RPI S	Opponent	Score	RPI S	Opponent	Score	RPI S	Opponent	Score
9	A Marquette	46 85	26	A DePaul	62 88	62	A Butler	66 63	103	A St. John's (NY)	67 66
			43	A Villanova	33 53	62	H Butler	74 68	103	H St. John's (NY)	57 60
			43	H Villanova	67 61	65	H Quinnipiac	44 48	112	A Creighton	77 63
						88	H Northeastern	59 65	117	A Boston College	61 57
						94	A Georgetown	56 61	120	H Pepperdine	66 47
						94	H Georgetown	52 68	126	A Seton Hall	73 79
						99	H Yale	59 42	126	H Seton Hall	82 75
									137	A Penn St.	72 74
									192	A Xavier	63 55
									192	H Xavier	71 58
									228	H Sacred Heart	62 52
									239	A Rhode Island	65 72
									266	H Northern Ky.	48 43
									293	H La Salle	77 47
									316	N Bryant	72 64
									327	A UMass Lowell	71 47
LAST 12 Division I GAMES:											
316	N Bryant	72 64	43	A Villanova	33 53						
62	A Butler	66 63	112	A Creighton	77 63						
192	A Xavier	63 55	192	H Xavier	71 58						
103	H St. John's (NY)	57 60	62	H Butler	74 68						
126	H Seton Hall	82 75	126	A Seton Hall	73 79						
94	A Georgetown	56 61	103	A St. John's (NY)	67 66						

Non-Div I Games:

Providence

Loss, Non-Conf, S Site, H Home A Away N Neutral

Average RPI Win:	140	WON-LOST	WINNING	LAST 10	STRENGTH OF	OPP. STRENGTH	TEAM	ADJ.	CONF.	ADJ CONF.
Average RPI Loss:	62	RECORD	PCT. RANK	GAMES	SCHEDULE	OF SCHEDULE	RPI	RPI	RPI	RPI
DIV. I ONLY	17- 11	120	1- 0	32	57	59	59	4	4	
DIV. I NON-CONF.	9- 4	85	0- 0	72	72	70	70	6	6	
TOTALS	RPI 1-25	RPI 26-50	W-L RECORDS	RPI 51-100	RPI 101-150	RPI 150+				
17- 11	2- 4	1- 2	OVERALL	3- 2	3- 2	8- 1				
13- 3	2- 1	1- 0	HOME	3- 1	1- 1	6- 0				
3- 6	0- 2	0- 2	AWAY	0- 1	2- 0	1- 1				
1- 2	0- 1	0- 0	NEUTRAL	0- 0	0- 1	1- 0				
9- 4	1- 2	0- 1	NON-CONFERENCE	1- 0	0- 1	7- 0				
7- 1	1- 1	0- 0	HOME	1- 0	0- 0	5- 0				
1- 1	0- 0	0- 1	AWAY	0- 0	0- 0	1- 0				
1- 2	0- 1	0- 0	NEUTRAL	0- 0	0- 1	1- 0				
8- 7	1- 2	1- 1	CONFERENCE	2- 2	3- 1	1- 1				
6- 2	1- 0	1- 0	HOME	2- 1	1- 1	1- 0				
2- 5	0- 2	0- 1	AWAY	0- 1	2- 0	0- 1				
0- 0	0- 0	0- 0	NEUTRAL	0- 0	0- 0	0- 0				

RPI 1-25				RPI 26-50				RPI 51-100 Team's RPI: 59				RPI 101+			
RPI	S	Opponent	Score	RPI	S	Opponent	Score	RPI	S	Opponent	Score	RPI	S	Opponent	Score
6	N	UConn	40 86	31	A	Michigan St.	66 74	54	H	Indiana	56 53	101	A	Northwestern	57 54
8	A	Iowa	58 72	35	A	Ohio	73 80	86	A	Nebraska	61 67	101	H	Northwestern	61 58
8	H	Iowa	62 57	49	H	Michigan	71 70	86	H	Nebraska	64 84	102	A	Minnesota	64 53
15	H	South Carolina	73 82					87	H	Harvard	66 65	102	H	Minnesota	45 65
17	H	Miami (FL)	74 63					92	H	Ohio St.	60 42	103	N	St. John's (NY)	62 68
25	A	Rutgers	63 65									159	H	Bradley	74 61
												181	A	Wisconsin	69 76
												196	H	Illinois	72 50
												204	A	Ball St.	80 38
												206	N	Ole Miss	70 59
												219	H	Western Ill.	81 60
												223	H	Loyola Chicago	65 41
												227	H	Albany (NY)	53 41
												332	H	Purdue Fort Wayne	78 44
LAST 12 Division I GAMES:															
101	H	Northwestern	61 58	8	A	Iowa	58 72								
102	H	Minnesota	45 65	102	A	Minnesota	64 53								
86	A	Nebraska	61 67	54	H	Indiana	56 53								
196	H	Illinois	72 50	25	A	Rutgers	63 65								
31	A	Michigan St.	66 74	101	A	Northwestern	57 54								
86	H	Nebraska	64 84	8	H	Iowa	62 57								

Non-Div I Games:

Purdue

■ Loss,
 ■ Non-Conf, S Site,
 ■ Home
 ■ Away
 N Neutral

Average RPI Win:	275	WON-LOST	WINNING	LAST 10	STRENGTH OF	OPP. STRENGTH	TEAM	ADJ.	CONF.	ADJ CONF.
Average RPI Loss:	187	RECORD	PCT. RANK	GAMES	SCHEDULE	OF SCHEDULE	RPI	RPI	RPI	RPI
DIV. I ONLY	3- 20	334	0- 1	267	244	332	332	19	19	
DIV. I NON-CONF.	1- 8	322	0- 0	337	302	347	347	19	19	
TOTALS	RPI 1-25	RPI 26-50	W-L RECORDS	RPI 51-100	RPI 101-150	RPI 150+				
3- 20	0- 0	0- 4	OVERALL	0- 1	0- 0	3- 15				
2- 7	0- 0	0- 2	HOME	0- 0	0- 0	2- 5				
1- 13	0- 0	0- 2	AWAY	0- 1	0- 0	1- 10				
0- 0	0- 0	0- 0	NEUTRAL	0- 0	0- 0	0- 0				
1- 8	0- 0	0- 0	NON-CONFERENCE	0- 1	0- 0	1- 7				
0- 3	0- 0	0- 0	HOME	0- 0	0- 0	0- 3				
1- 5	0- 0	0- 0	AWAY	0- 1	0- 0	1- 4				
0- 0	0- 0	0- 0	NEUTRAL	0- 0	0- 0	0- 0				
2- 12	0- 0	0- 4	CONFERENCE	0- 0	0- 0	2- 8				
2- 4	0- 0	0- 2	HOME	0- 0	0- 0	2- 2				
0- 8	0- 0	0- 2	AWAY	0- 0	0- 0	0- 6				
0- 0	0- 0	0- 0	NEUTRAL	0- 0	0- 0	0- 0				

RPI 1-25				RPI 26-50				RPI 51-100				RPI 101+				Team's RPI: 332	
RPI	S	Opponent	Score	RPI	S	Opponent	Score	RPI	S	Opponent	Score	RPI	S	Opponent	Score		
				32	A	South Dakota	51 69	59	A	Purdue	44 78	171	A	Denver	62 82		
				32	H	South Dakota	49 71					171	H	Denver	70 55		
				33	A	South Dakota St.	68 92					172	A	Oral Roberts	56 66		
				33	H	South Dakota St.	52 85					172	H	Oral Roberts	61 72		
												183	A	Milwaukee	48 70		
												190	H	Eastern Mich.	72 87		
												219	A	Western Ill.	59 73		
												219	H	Western Ill.	61 90		
												223	A	Loyola Chicago	67 81		
												244	A	North Dakota	60 79		
												254	H	SIUE	49 57		
												268	A	Western Mich.	61 69		
												292	A	Eastern Ill.	63 72		
												311	H	Valparaiso	64 68		
												317	A	Omaha	61 70		
												317	H	Omaha	56 48		
												320	A	North Dakota St.	54 70		
												336	A	Evansville	72 66		
LAST 12 Division I GAMES:																	
				33	A	South Dakota St.	68 92	171	H	Denver	70 55						
				317	A	Omaha	61 70	317	H	Omaha	56 48						
				171	A	Denver	62 82	219	A	Western Ill.	59 73						
				219	H	Western Ill.	61 90	32	A	South Dakota	51 69						
				32	H	South Dakota	49 71	172	H	Oral Roberts	61 72						
				172	A	Oral Roberts	56 66	33	H	South Dakota St.	52 85						

Non-Div I Games: Taylor (IN) 84 74 Goshen 86 45 Ind.-Kokomo 87 50

Purdue Fort Wayne

Loss, Non-Conf, S Site, H Home A Away N Neutral

Quinnipiac

Through Games Of Feb. 20, 2019

Average RPI Win:	233	WON-LOST	WINNING	LAST 10	STRENGTH OF	OPP. STRENGTH	TEAM	ADJ.	CONF.	ADJ CONF.
Average RPI Loss:	38	RECORD	PCT. RANK	GAMES	SCHEDULE	OF SCHEDULE	RPI	RPI	RPI	RPI
DIV. I ONLY	19- 6	41	1- 0	131	178	65	65	26	26	
DIV. I NON-CONF.	5- 6	177	1- 0	20	11	56	56	27	27	
TOTALS	RPI 1-25	RPI 26-50	W-L RECORDS	RPI 51-100	RPI 101-150	RPI 150+				
19- 6	0- 2	0- 3	OVERALL	3- 1	1- 0	15- 0				
8- 2	0- 2	0- 0	HOME	0- 0	0- 0	8- 0				
10- 2	0- 0	0- 1	AWAY	3- 1	1- 0	6- 0				
1- 2	0- 0	0- 2	NEUTRAL	0- 0	0- 0	1- 0				
5- 6	0- 2	0- 3	NON-CONFERENCE	3- 1	0- 0	2- 0				
1- 2	0- 2	0- 0	HOME	0- 0	0- 0	1- 0				
3- 2	0- 0	0- 1	AWAY	3- 1	0- 0	0- 0				
1- 2	0- 0	0- 2	NEUTRAL	0- 0	0- 0	1- 0				
14- 0	0- 0	0- 0	CONFERENCE	0- 0	1- 0	13- 0				
7- 0	0- 0	0- 0	HOME	0- 0	0- 0	7- 0				
7- 0	0- 0	0- 0	AWAY	0- 0	1- 0	6- 0				
0- 0	0- 0	0- 0	NEUTRAL	0- 0	0- 0	0- 0				

RPI 1-25				RPI 26-50				RPI 51-100 Team's RPI: 65				RPI 101+			
RPI	S	Opponent	Score	RPI	S	Opponent	Score	RPI	S	Opponent	Score	RPI	S	Opponent	Score
18	H	UCF	45 47	28	N	Missouri	51 65	72	A	Drexel	56 52	144	A	Marist	76 69
24	H	Central Mich.	52 67	30	N	Texas	55 56	77	A	Princeton	42 54	188	H	Rider	72 56
				48	A	Bucknell	58 75	87	A	Harvard	72 67	204	N	Ball St.	69 66
								100	A	Providence	48 44	246	A	Niagara	96 55
												246	H	Niagara	62 42
												247	A	Monmouth	58 46
												247	H	Monmouth	67 38
												262	H	Richmond	65 48
												279	A	Canisius	55 42
												279	H	Canisius	68 51
												285	H	Siena	68 31
												287	A	Manhattan	64 39
												294	A	Fairfield	48 40
												294	H	Fairfield	81 36
												323	A	Iona	76 39
												335	H	Saint Peter's	90 45
LAST 12 Division I GAMES:															
204	N	Ball St.	69 66	188	H	Rider	72 56								
28	N	Missouri	51 65	247	A	Monmouth	58 46								
294	A	Fairfield	48 40	323	A	Iona	76 39								
287	A	Manhattan	64 39	285	H	Siena	68 31								
279	H	Canisius	68 51	279	A	Canisius	55 42								
246	H	Niagara	62 42	246	A	Niagara	96 55								

Non-Div I Games:

Quinnipiac

Loss, Non-Conf, S Site, H Home A Away N Neutral

Average RPI Win: 236	WON-LOST	WINNING	LAST 10	STRENGTH OF	OPP. STRENGTH	TEAM	ADJ.	CONF.	ADJ CONF.
Average RPI Loss: 124	RECORD	PCT. RANK	GAMES	SCHEDULE	OF SCHEDULE	RPI	RPI	RPI	RPI
DIV. I ONLY	17- 6	54	1- 0	208	249	93	93	28	28
DIV. I NON-CONF.	5- 5	162	0- 0	109	78	109	109	29	29
TOTALS	RPI 1-25	RPI 26-50	W-L RECORDS	RPI 51-100	RPI 101-150	RPI 150+			
17- 6	0- 1	0- 0	OVERALL	1- 2	3- 1	13- 2			
8- 1	0- 0	0- 0	HOME	0- 0	1- 1	7- 0			
8- 4	0- 1	0- 0	AWAY	1- 1	2- 0	5- 2			
1- 1	0- 0	0- 0	NEUTRAL	0- 1	0- 0	1- 0			
5- 5	0- 1	0- 0	NON-CONFERENCE	1- 2	1- 1	3- 1			
2- 1	0- 0	0- 0	HOME	0- 0	0- 1	2- 0			
2- 3	0- 1	0- 0	AWAY	1- 1	1- 0	0- 1			
1- 1	0- 0	0- 0	NEUTRAL	0- 1	0- 0	1- 0			
12- 1	0- 0	0- 0	CONFERENCE	0- 0	2- 0	10- 1			
6- 0	0- 0	0- 0	HOME	0- 0	1- 0	5- 0			
6- 1	0- 0	0- 0	AWAY	0- 0	1- 0	5- 1			
0- 0	0- 0	0- 0	NEUTRAL	0- 0	0- 0	0- 0			

RPI 1-25				RPI 26-50				RPI 51-100 Team's RPI: 93				RPI 101+			
RPI	S	Opponent	Score	RPI	S	Opponent	Score	RPI	S	Opponent	Score	RPI	S	Opponent	Score
10	A	NC State	58 75					67	A	Virginia Tech	44 55	104	A	Virginia	57 44
								86	N	Nebraska	39 77	125	A	High Point	84 79
								95	A	VCU	54 49	125	H	High Point	80 58
												139	H	Morehead St.	72 79
												164	N	Temple	56 50
												177	H	UNC Asheville	60 46
												202	A	Hampton	54 68
												222	A	Campbell	56 52
												232	H	Gardner-Webb	79 69
												241	A	Mt. St. Mary's	77 89
												253	H	ETSU	79 64
												281	A	Winthrop	79 57
												281	H	Winthrop	70 49
												301	A	Charleston So.	67 41
												308	H	South Carolina St.	61 31
												330	H	Presbyterian	59 49
												338	A	Longwood	68 34
												338	H	Longwood	81 52
												344	A	USC Upstate	82 41
LAST 12 Division I GAMES:															
281	A	Winthrop	79 57	330	H	Presbyterian	59 49								
338	H	Longwood	81 52	338	A	Longwood	68 34								
125	A	High Point	84 79	301	A	Charleston So.	67 41								
232	H	Gardner-Webb	79 69	281	H	Winthrop	70 49								
344	A	USC Upstate	82 41	202	A	Hampton	54 68								
222	A	Campbell	56 52	125	H	High Point	80 58								

Non-Div I Games: Shepherd 60 46

Radford

■ Loss,
 ■ Non-Conf, S Site,
 ■ Home
 ■ Away
 N Neutral

Rhode Island

Through Games Of Feb. 20, 2019

Average RPI Win:	219	WON-LOST	WINNING	LAST 10	STRENGTH OF	OPP. STRENGTH	TEAM	ADJ.	CONF.	ADJ CONF.
Average RPI Loss:	146	RECORD	PCT. RANK	GAMES	SCHEDULE	OF SCHEDULE	RPI	RPI	RPI	RPI
DIV. I ONLY	7- 17	278	1- 0	132	182	239	239	17	17	
DIV. I NON-CONF.	5- 7	206	1- 0	64	188	153	153	16	16	
TOTALS	RPI 1-25	RPI 26-50	W-L RECORDS	RPI 51-100	RPI 101-150	RPI 150+				
7- 17	0- 1	0- 1	OVERALL	1- 2	0- 6	6- 7				
3- 9	0- 0	0- 0	HOME	1- 1	0- 5	2- 3				
4- 8	0- 1	0- 1	AWAY	0- 1	0- 1	4- 4				
0- 0	0- 0	0- 0	NEUTRAL	0- 0	0- 0	0- 0				
5- 7	0- 1	0- 1	NON-CONFERENCE	1- 1	0- 3	4- 1				
3- 3	0- 0	0- 0	HOME	1- 1	0- 2	2- 0				
2- 4	0- 1	0- 1	AWAY	0- 0	0- 1	2- 1				
0- 0	0- 0	0- 0	NEUTRAL	0- 0	0- 0	0- 0				
2- 10	0- 0	0- 0	CONFERENCE	0- 1	0- 3	2- 6				
0- 6	0- 0	0- 0	HOME	0- 0	0- 3	0- 3				
2- 4	0- 0	0- 0	AWAY	0- 1	0- 0	2- 3				
0- 0	0- 0	0- 0	NEUTRAL	0- 0	0- 0	0- 0				

RPI 1-25				RPI 26-50				RPI 51-100				RPI 101+ Team's RPI: 239			
RPI	S	Opponent	Score	RPI	S	Opponent	Score	RPI	S	Opponent	Score	RPI	S	Opponent	Score
23	A	Kentucky	52 75	41	A	Clemson	67 80	87	H	Harvard	47 80	102	A	Minnesota	71 91
								95	A	VCU	39 74	110	H	Hartford	51 65
								100	H	Providence	72 65	115	H	Dayton	62 74
												117	H	Boston College	64 88
												122	H	Fordham	38 56
												142	H	Davidson	67 77
												151	H	Duquesne	58 75
												187	A	Saint Louis	68 56
												193	H	George Washington	59 64
												200	A	Holy Cross	65 73
												203	A	Robert Morris	46 41
												221	A	George Mason	69 75
												230	H	St. Bonaventure	68 84
												234	A	Massachusetts	34 56
												244	H	North Dakota	77 63
												262	A	Richmond	66 60
												264	H	Brown	72 67
												272	A	Vermont	61 58
												293	A	La Salle	71 77
LAST 12 Division I GAMES:															
264	H	Brown	72 67	221	A	George Mason	69 75								
151	H	Duquesne	58 75	122	H	Fordham	38 56								
234	A	Massachusetts	34 56	95	A	VCU	39 74								
293	A	La Salle	71 77	187	A	Saint Louis	68 56								
115	H	Dayton	62 74	142	H	Davidson	67 77								
230	H	St. Bonaventure	68 84	193	H	George Washington	59 64								

Non-Div I Games:

Rhode Island

■ Loss,
 ■ Non-Conf,
 ■ S Site,
 ■ H Home
 ■ A Away
 N Neutral

Average RPI Win:	199	WON-LOST	WINNING	LAST 10	STRENGTH OF	OPP. STRENGTH	TEAM	ADJ.	CONF.	ADJ CONF.
Average RPI Loss:	31	RECORD	PCT. RANK	GAMES	SCHEDULE	OF SCHEDULE	RPI	RPI	RPI	RPI
DIV. I ONLY	22- 3	9	1- 0	192	115	37	37	14	14	
DIV. I NON-CONF.	9- 3	61	0- 0	227	67	77	77	18	18	
TOTALS	RPI 1-25	RPI 26-50	W-L RECORDS	RPI 51-100	RPI 101-150	RPI 150+				
22- 3	0- 1	0- 2	OVERALL	3- 0	4- 0	15- 0				
12- 0	0- 0	0- 0	HOME	1- 0	2- 0	9- 0				
9- 2	0- 1	0- 1	AWAY	2- 0	2- 0	5- 0				
1- 1	0- 0	0- 1	NEUTRAL	0- 0	0- 0	1- 0				
9- 3	0- 1	0- 2	NON-CONFERENCE	1- 0	1- 0	7- 0				
5- 0	0- 0	0- 0	HOME	0- 0	1- 0	4- 0				
3- 2	0- 1	0- 1	AWAY	1- 0	0- 0	2- 0				
1- 1	0- 0	0- 1	NEUTRAL	0- 0	0- 0	1- 0				
13- 0	0- 0	0- 0	CONFERENCE	2- 0	3- 0	8- 0				
7- 0	0- 0	0- 0	HOME	1- 0	1- 0	5- 0				
6- 0	0- 0	0- 0	AWAY	1- 0	2- 0	3- 0				
0- 0	0- 0	0- 0	NEUTRAL	0- 0	0- 0	0- 0				

RPI 1-25				RPI 26-50				Team's RPI: 37				RPI 51-100				RPI 101+			
RPI	S	Opponent	Score	RPI	S	Opponent	Score	RPI	S	Opponent	Score	RPI	S	Opponent	Score	RPI	S	Opponent	Score
21	A	Texas A&M	54 65	29	N	North Carolina	50 71	61	A	Little Rock	79 65	114	A	UAB	55 43				
				42	A	UCLA	50 59	66	A	Middle Tenn.	60 47	127	A	Western Ky.	68 46				
								74	H	Old Dominion	48 42	131	H	Georgia St.	66 49				
												135	H	Charlotte	61 51				
												166	A	Louisiana Tech	61 51				
												176	H	North Texas	64 52				
												180	N	Coastal Caro.	56 52				
												185	A	Southern Miss.	58 47				
												194	A	Marshall	79 67				
												197	A	Prairie View	68 58				
												226	H	SMU	66 52				
												231	H	Texas Southern	76 71				
												274	H	UTEP	76 42				
												296	H	New Orleans	67 56				
												298	H	Fla. Atlantic	63 35				
												300	H	UTSA	85 54				
												304	A	Incarinate Word	74 63				
												314	H	FIU	76 44				
												318	H	McNeese	93 65				
LAST 12 Division I GAMES:																			
298	H	Fla. Atlantic	63 35	114	A	UAB	55 43												
314	H	FIU	76 44	66	A	Middle Tenn.	60 47												
194	A	Marshall	79 67	176	H	North Texas	64 52												
127	A	Western Ky.	68 46	274	H	UTEP	76 42												
74	H	Old Dominion	48 42	300	H	UTSA	85 54												
135	H	Charlotte	61 51	166	A	Louisiana Tech	61 51												

Non-Div I Games:

Rice

■ Loss,
■ Non-Conf, S Site,
■ Home
■ Away
N Neutral

Average RPI Win:	247	WON-LOST	WINNING	LAST 10	STRENGTH OF	OPP. STRENGTH	TEAM	ADJ.	CONF.	ADJ CONF.
Average RPI Loss:	132	RECORD	PCT. RANK	GAMES	SCHEDULE	OF SCHEDULE	RPI	RPI	RPI	RPI
DIV. I ONLY	7- 18	284	0- 1	139	145	262	262	17	17	
DIV. I NON-CONF.	3- 10	278	0- 0	117	115	269	269	16	16	
TOTALS	RPI 1-25	RPI 26-50	W-L RECORDS	RPI 51-100	RPI 101-150	RPI 150+				
7- 18	0- 1	0- 1	OVERALL	0- 6	0- 4	7- 6				
6- 6	0- 0	0- 1	HOME	0- 3	0- 0	6- 2				
1- 11	0- 1	0- 0	AWAY	0- 2	0- 4	1- 4				
0- 1	0- 0	0- 0	NEUTRAL	0- 1	0- 0	0- 0				
3- 10	0- 1	0- 1	NON-CONFERENCE	0- 4	0- 1	3- 3				
3- 4	0- 0	0- 1	HOME	0- 2	0- 0	3- 1				
0- 5	0- 1	0- 0	AWAY	0- 1	0- 1	0- 2				
0- 1	0- 0	0- 0	NEUTRAL	0- 1	0- 0	0- 0				
4- 8	0- 0	0- 0	CONFERENCE	0- 2	0- 3	4- 3				
3- 2	0- 0	0- 0	HOME	0- 1	0- 0	3- 1				
1- 6	0- 0	0- 0	AWAY	0- 1	0- 3	1- 2				
0- 0	0- 0	0- 0	NEUTRAL	0- 0	0- 0	0- 0				

RPI 1-25				RPI 26-50				RPI 51-100				RPI 101+ Team's RPI: 262			
RPI	S	Opponent	Score	RPI	S	Opponent	Score	RPI	S	Opponent	Score	RPI	S	Opponent	Score
18	A	UCF	48 70	35	H	Ohio	58 109	65	A	Quinnipiac	48 65	115	A	Dayton	50 71
								67	N	Virginia Tech	57 85	121	A	Wake Forest	48 62
								72	H	Drexel	35 58	122	A	Fordham	48 60
								94	H	Georgetown	53 73	142	A	Davidson	55 78
								95	A	VCU	37 58	151	A	Duquesne	54 80
								95	H	VCU	43 68	160	A	William & Mary	55 65
												182	H	UMES	57 55
												187	A	Saint Louis	48 78
												230	H	St. Bonaventure	57 49
												234	H	Massachusetts	62 58
												237	H	Howard	67 60
												239	H	Rhode Island	60 66
												242	H	Saint Joseph's	46 45
												293	A	La Salle	74 60
												294	H	Fairfield	40 58
												298	A	Fla. Atlantic	55 69
												310	H	UNC Greensboro	59 48
LAST 12 Division I GAMES:															
187	A	Saint Louis	48 78	242	H	Saint Joseph's	46 45								
230	H	St. Bonaventure	57 49	151	A	Duquesne	54 80								
95	A	VCU	37 58	142	A	Davidson	55 78								
115	A	Dayton	50 71	95	H	VCU	43 68								
234	H	Massachusetts	62 58	122	A	Fordham	48 60								
293	A	La Salle	74 60	239	H	Rhode Island	60 66								

Non-Div I Games:

Richmond

■ Loss,
 ■ Non-Conf, S Site,
 ■ Home
 ■ Away
 N Neutral

Average RPI Win: 268	WON-LOST	WINNING	LAST 10	STRENGTH OF	OPP. STRENGTH	TEAM	ADJ.	CONF.	ADJ CONF.
Average RPI Loss: 167	RECORD	PCT. RANK	GAMES	SCHEDULE	OF SCHEDULE	RPI	RPI	RPI	RPI
DIV. I ONLY	15- 10	121	0- 1	290	259	188	188	26	26
DIV. I NON-CONF.	4- 7	228	0- 1	231	208	252	252	27	27
TOTALS	RPI 1-25	RPI 26-50	W-L RECORDS	RPI 51-100	RPI 101-150	RPI 150+			
15- 10	0- 0	0- 1	OVERALL	0- 3	2- 1	13- 5			
7- 5	0- 0	0- 0	HOME	0- 2	1- 0	6- 3			
8- 4	0- 0	0- 1	AWAY	0- 1	1- 0	7- 2			
0- 1	0- 0	0- 0	NEUTRAL	0- 0	0- 1	0- 0			
4- 7	0- 0	0- 1	NON-CONFERENCE	0- 2	0- 1	4- 3			
2- 3	0- 0	0- 0	HOME	0- 2	0- 0	2- 1			
2- 3	0- 0	0- 1	AWAY	0- 0	0- 0	2- 2			
0- 1	0- 0	0- 0	NEUTRAL	0- 0	0- 1	0- 0			
11- 3	0- 0	0- 0	CONFERENCE	0- 1	2- 0	9- 2			
5- 2	0- 0	0- 0	HOME	0- 0	1- 0	4- 2			
6- 1	0- 0	0- 0	AWAY	0- 1	1- 0	5- 0			
0- 0	0- 0	0- 0	NEUTRAL	0- 0	0- 0	0- 0			

RPI S	Opponent	Score	RPI S	Opponent	Score	RPI S	Opponent	Score	RPI S	Opponent	Score	Team's RPI: 188
			48 A	Bucknell	59 80	65 A	Quinnipiac	56 72	117 N	Boston College	61 112	
						77 H	Princeton	65 89	144 A	Marist	68 58	
						94 H	Georgetown	49 79	144 H	Marist	70 64	
									200 A	Holy Cross	61 71	
									233 H	Navy	60 66	
									241 H	Mt. St. Mary's	85 67	
									242 A	Saint Joseph's	56 54	
									247 A	Monmouth	55 43	
									247 H	Monmouth	65 50	
									258 A	Binghamton	62 57	
									272 A	Vermont	49 54	
									279 H	Canisius	49 62	
									285 A	Siena	55 52	
									287 A	Manhattan	73 63	
									287 H	Manhattan	57 60	
									294 H	Fairfield	62 59	
									321 H	NJIT	67 46	
									323 A	Iona	66 58	
									323 H	Iona	75 64	
									335 A	Saint Peter's	78 43	
									335 H	Saint Peter's	60 38	
LAST 12 Division I GAMES:												
			117 N	Boston College	61 112	65 A	Quinnipiac	56 72				
			287 H	Manhattan	57 60	144 A	Marist	68 58				
			335 A	Saint Peter's	78 43	279 H	Canisius	49 62				
			323 H	Iona	75 64	287 A	Manhattan	73 63				
			144 H	Marist	70 64	335 H	Saint Peter's	60 38				
			247 H	Monmouth	65 50	323 A	Iona	66 58				

Non-Div I Games:

Rider

■ Loss,
■ Non-Conf,
■ S Site,
■ H Home
■ A Away
N Neutral

Average RPI Win:	299	WON-LOST	WINNING	LAST 10	STRENGTH OF	OPP. STRENGTH	TEAM	ADJ.	CONF.	ADJ CONF.
Average RPI Loss:	141	RECORD	PCT. RANK	GAMES	SCHEDULE	OF SCHEDULE	RPI	RPI	RPI	RPI
DIV. I ONLY	14- 9	112	0- 1	324	290	203	203	31	31	
DIV. I NON-CONF.	2- 8	293	0- 1	246	71	318	318	31	31	
TOTALS	RPI 1-25	RPI 26-50	W-L RECORDS	RPI 51-100	RPI 101-150	RPI 150+				
14- 9	0- 1	0- 1	OVERALL	0- 1	0- 2	14- 4				
8- 3	0- 0	0- 1	HOME	0- 1	0- 0	8- 1				
6- 5	0- 1	0- 0	AWAY	0- 0	0- 2	6- 2				
0- 1	0- 0	0- 0	NEUTRAL	0- 0	0- 0	0- 1				
2- 8	0- 1	0- 1	NON-CONFERENCE	0- 1	0- 2	2- 3				
2- 3	0- 0	0- 1	HOME	0- 1	0- 0	2- 1				
0- 4	0- 1	0- 0	AWAY	0- 0	0- 2	0- 1				
0- 1	0- 0	0- 0	NEUTRAL	0- 0	0- 0	0- 1				
12- 1	0- 0	0- 0	CONFERENCE	0- 0	0- 0	12- 1				
6- 0	0- 0	0- 0	HOME	0- 0	0- 0	6- 0				
6- 1	0- 0	0- 0	AWAY	0- 0	0- 0	6- 1				
0- 0	0- 0	0- 0	NEUTRAL	0- 0	0- 0	0- 0				

RPI 1-25				RPI 26-50				RPI 51-100				RPI 101+ Team's RPI: 203			
RPI	S	Opponent	Score	RPI	S	Opponent	Score	RPI	S	Opponent	Score	RPI	S	Opponent	Score
8	A	Iowa	63 92	36	H	James Madison	36 59	80	H	Kent St.	46 54	108	A	Loyola Marymount	53 61
												109	A	Youngstown St.	59 69
												212	A	Saint Francis (PA)	66 60
												220	A	Bowling Green	60 61
												226	N	SMU	55 60
												228	H	Sacred Heart	64 46
												239	H	Rhode Island	41 46
												241	A	Mt. St. Mary's	55 61
												241	H	Mt. St. Mary's	70 58
												263	A	St. Francis Brooklyn	75 56
												293	H	La Salle	67 39
												303	H	Wagner	69 46
												313	A	Central Conn. St.	64 57
												313	H	Central Conn. St.	60 40
												316	A	Bryant	60 57
												316	H	Bryant	59 56
												343	H	Delaware St.	64 63
												345	A	Fairleigh Dickinson	63 43
												345	H	Fairleigh Dickinson	71 49
												351	A	LIU Brooklyn	89 37
LAST 12 Division I GAMES:															
108	A	Loyola Marymount	53 61	228	H	Sacred Heart	64 46								
212	A	Saint Francis (PA)	66 60	303	H	Wagner	69 46								
241	A	Mt. St. Mary's	55 61	313	A	Central Conn. St.	64 57								
313	H	Central Conn. St.	60 40	316	A	Bryant	60 57								
316	H	Bryant	59 56	351	A	LIU Brooklyn	89 37								
345	A	Fairleigh Dickinson	63 43	263	A	St. Francis Brooklyn	75 56								

Non-Div I Games: Pitt.-Johnstown 73 53

Robert Morris

■ Loss,
 ■ Non-Conf,
 ■ S Site,
 ■ H Home
 ■ A Away
 N Neutral

Average RPI Win: 135		WON-LOST	WINNING	LAST 10	STRENGTH OF	OPP. STRENGTH	TEAM	ADJ.	CONF.	ADJ CONF.
Average RPI Loss: 45	RECORD	PCT. RANK	GAMES	SCHEDULE	OF SCHEDULE	RPI	RPI	RPI	RPI	
DIV. I ONLY	18- 7	63	1- 0	29	51	25	25	4	4	
DIV. I NON-CONF.	8- 3	72	1- 1	89	106	52	52	6	6	
TOTALS	RPI 1-25	RPI 26-50	W-L RECORDS	RPI 51-100	RPI 101-150	RPI 150+				
18- 7	1- 4	1- 0	OVERALL	6- 2	4- 1	6- 0				
11- 2	0- 1	1- 0	HOME	3- 1	3- 0	4- 0				
6- 3	1- 1	0- 0	AWAY	3- 1	1- 1	1- 0				
1- 2	0- 2	0- 0	NEUTRAL	0- 0	0- 0	1- 0				
8- 3	0- 2	0- 0	NON-CONFERENCE	2- 1	1- 0	5- 0				
6- 0	0- 0	0- 0	HOME	1- 0	1- 0	4- 0				
1- 1	0- 0	0- 0	AWAY	1- 1	0- 0	0- 0				
1- 2	0- 2	0- 0	NEUTRAL	0- 0	0- 0	1- 0				
10- 4	1- 2	1- 0	CONFERENCE	4- 1	3- 1	1- 0				
5- 2	0- 1	1- 0	HOME	2- 1	2- 0	0- 0				
5- 2	1- 1	0- 0	AWAY	2- 0	1- 1	1- 0				
0- 0	0- 0	0- 0	NEUTRAL	0- 0	0- 0	0- 0				

RPI	S	Opponent	Score	RPI	S	Opponent	Score	RPI	S	Opponent	Score	RPI	S	Opponent	Score
8	A	Iowa	66 72	31	H	Michigan St.	76 62	54	A	Indiana	69 61	101	H	Northwestern	45 41
13	N	Gonzaga	40 57					54	H	Indiana	69 64	102	A	Minnesota	46 60
16	A	Maryland	73 65					59	H	Purdue	65 63	137	A	Penn St.	69 61
16	H	Maryland	48 62					60	H	LSU	57 43	137	H	Penn St.	74 61
19	N	Drake	59 69					67	A	Virginia Tech	51 67	150	H	Stony Brook	61 47
								86	A	Nebraska	62 56	196	A	Illinois	71 60
								87	A	Harvard	60 49	212	H	Saint Francis (PA)	96 52
								92	H	Ohio St.	39 59	227	H	Albany (NY)	65 39
												253	N	ETSU	68 44
												264	H	Brown	73 52
												313	H	Central Conn. St.	73 44
LAST 12 Division I GAMES:															
253	N	ETSU	68 44	54	H	Indiana	69 64								
13	N	Gonzaga	40 57	137	A	Penn St.	69 61								
54	A	Indiana	69 61	8	A	Iowa	66 72								
92	H	Ohio St.	39 59	31	H	Michigan St.	76 62								
16	H	Maryland	48 62	59	H	Purdue	65 63								
102	A	Minnesota	46 60	86	A	Nebraska	62 56								

Non-Div I Games:

Rutgers

■ Loss,
■ Non-Conf,
■ S Site,
■ H Home
■ A Away
N Neutral

Average RPI Win:	234	WON-LOST	WINNING	LAST 10	STRENGTH OF	OPP. STRENGTH	TEAM	ADJ.	CONF.	ADJ CONF.
Average RPI Loss:	115	RECORD	PCT. RANK	GAMES	SCHEDULE	OF SCHEDULE	RPI	RPI	RPI	RPI
DIV. I ONLY	18- 4	21	0- 1	248	256	76	76	25	25	
DIV. I NON-CONF.	6- 3	91	0- 1	84	152	59	59	23	23	
TOTALS	RPI 1-25	RPI 26-50	W-L RECORDS	RPI 51-100	RPI 101-150	RPI 150+				
18- 4	0- 1	0- 0	OVERALL	2- 1	1- 1	15- 1				
10- 0	0- 0	0- 0	HOME	2- 0	1- 0	7- 0				
7- 4	0- 1	0- 0	AWAY	0- 1	0- 1	7- 1				
1- 0	0- 0	0- 0	NEUTRAL	0- 0	0- 0	1- 0				
6- 3	0- 1	0- 0	NON-CONFERENCE	1- 1	1- 1	4- 0				
5- 0	0- 0	0- 0	HOME	1- 0	1- 0	3- 0				
0- 3	0- 1	0- 0	AWAY	0- 1	0- 1	0- 0				
1- 0	0- 0	0- 0	NEUTRAL	0- 0	0- 0	1- 0				
12- 1	0- 0	0- 0	CONFERENCE	1- 0	0- 0	11- 1				
5- 0	0- 0	0- 0	HOME	1- 0	0- 0	4- 0				
7- 1	0- 0	0- 0	AWAY	0- 0	0- 0	7- 1				
0- 0	0- 0	0- 0	NEUTRAL	0- 0	0- 0	0- 0				

RPI S	Opponent	Score	RPI S	Opponent	Score	RPI S	Opponent	Score	RPI S	Opponent	Score
17	A Miami (FL)	60 81				55	A New Mexico	33 74	136	A Texas Tech	69 77
						68	H Lamar University	70 58	149	H Montana St.	60 53
						99	H Yale	67 57	155	H Tulsa	76 34
									165	A Abilene Christian	71 55
									174	H Nicholls St.	70 62
									179	A Sam Houston St.	78 68
									202	N Hampton	70 68
									231	H Texas Southern	74 55
									252	A A&M-Corpus Christi	44 46
									283	A Central Ark.	59 53
									296	H New Orleans	97 38
									302	H Morgan St.	69 42
									304	A Incarnate Word	66 56
									307	A Southeastern La.	62 51
									318	A McNeese	97 48
									325	A Northwestern St.	87 67
									325	H Northwestern St.	84 56
									337	H Houston Baptist	65 53
LAST 12 Division I GAMES:											
55	A New Mexico	33 74	337	H Houston Baptist	65 53						
99	H Yale	67 57	179	A Sam Houston St.	78 68						
252	A A&M-Corpus Christi	44 46	283	A Central Ark.	59 53						
325	A Northwestern St.	87 67	165	A Abilene Christian	71 55						
318	A McNeese	97 48	304	A Incarnate Word	66 56						
68	H Lamar University	70 58	296	H New Orleans	97 38						

Non-Div I Games: Wiley 97 38 Cameron 86 59 Our Lady of the Lak93 77

SFA

Loss, Non-Conf, S Site, H Home A Away N Neutral

SMU										
Average RPI Win:	230	WON-LOST	WINNING	LAST 10	STRENGTH OF	OPP. STRENGTH	TEAM	ADJ.	CONF.	ADJ CONF.
Average RPI Loss:	115	RECORD	PCT. RANK	GAMES	SCHEDULE	OF SCHEDULE	RPI	RPI	RPI	RPI
DIV. I ONLY	9- 17	262	1- 0	103	135	226	226	9	9	
DIV. I NON-CONF.	6- 7	172	1- 0	187	272	233	233	9	9	

TOTALS	RPI 1-25	RPI 26-50	W-L RECORDS	RPI 51-100	RPI 101-150	RPI 150+				
9- 17	0- 3	0- 2	OVERALL	0- 4	1- 4	8- 4				
7- 8	0- 1	0- 0	HOME	0- 2	1- 3	6- 2				
0- 9	0- 2	0- 2	AWAY	0- 2	0- 1	0- 2				
2- 0	0- 0	0- 0	NEUTRAL	0- 0	0- 0	2- 0				
6- 7	0- 0	0- 2	NON-CONFERENCE	0- 1	0- 3	6- 1				
4- 4	0- 0	0- 0	HOME	0- 1	0- 2	4- 1				
0- 3	0- 0	0- 2	AWAY	0- 0	0- 1	0- 0				
2- 0	0- 0	0- 0	NEUTRAL	0- 0	0- 0	2- 0				
3- 10	0- 3	0- 0	CONFERENCE	0- 3	1- 1	2- 3				
3- 4	0- 1	0- 0	HOME	0- 1	1- 1	2- 1				
0- 6	0- 2	0- 0	AWAY	0- 2	0- 0	0- 2				
0- 0	0- 0	0- 0	NEUTRAL	0- 0	0- 0	0- 0				

RPI 1-25				RPI 26-50				RPI 51-100				RPI 101+ Team's RPI: 226			
RPI	S	Opponent	Score	RPI	S	Opponent	Score	RPI	S	Opponent	Score	RPI	S	Opponent	Score
6	A	UConn	39 79	34	A	TCU	63 65	85	A	Cincinnati	57 69	118	A	Northern Colo.	57 58
18	A	UCF	43 55	37	A	Rice	52 66	90	H	UT Arlington	41 66	134	H	South Fla.	46 44
18	H	UCF	54 66					97	A	Houston	68 69	138	H	Alabama	61 62
								97	H	Houston	61 72	147	H	Tulane	43 61
												148	H	Oklahoma	61 77
												155	A	Tulsa	35 49
												164	H	Temple	53 52
												176	H	North Texas	73 66
												203	N	Robert Morris	60 55
												210	H	East Carolina	54 64
												238	N	Northern Ariz.	55 48
												250	A	Wichita St.	42 53
												250	H	Wichita St.	78 50
												265	H	CSU Bakersfield	49 43
												307	H	Southeastern La.	62 63
												312	H	La.-Monroe	49 38
												329	H	Mississippi Val.	62 47
LAST 12 Division I GAMES:															
238	N	Northern Ariz.	55 48	97	A	Houston	68 69	134	H	South Fla.	46 44	6	A	UConn	39 79
164	H	Temple	53 52	134	H	South Fla.	46 44	18	A	UCF	43 55	250	H	Wichita St.	78 50
250	A	Wichita St.	42 53	18	A	UCF	43 55	250	H	Wichita St.	78 50	147	H	Tulane	43 61
210	H	East Carolina	54 64	250	H	Wichita St.	78 50								
18	H	UCF	54 66												
155	A	Tulsa	35 49												

Non-Div I Games:

SMU

■ Loss,
 ■ Non-Conf,
 ■ S Site,
 ■ Home
 ■ A Away
 N Neutral

Average RPI Win: 260				Through Games of Feb. 10, 1919													
WON-LOST		WINNING		LAST 10		STRENGTH OF		OPP. STRENGTH		TEAM		ADJ.		CONF.		ADJ CONF.	
RECORD		PCT. RANK		GAMES		SCHEDULE		OF SCHEDULE		RPI		RPI		RPI		RPI	
DIV. I ONLY		9- 13		230		1- 0		225		197		236		236		16	
DIV. I NON-CONF.		3- 4		199		1- 0		158		247		214		214		12	
TOTALS		RPI 1-25		RPI 26-50		W-L RECORDS		RPI 51-100		RPI 101-150		RPI 150+					
9- 13		0- 0		0- 0		OVERALL		0- 5		0- 5		9- 3					
4- 6		0- 0		0- 0		HOME		0- 2		0- 2		4- 2					
3- 6		0- 0		0- 0		AWAY		0- 3		0- 2		3- 1					
2- 1		0- 0		0- 0		NEUTRAL		0- 0		0- 1		2- 0					
3- 4		0- 0		0- 0		NON-CONFERENCE		0- 2		0- 1		3- 1					
1- 2		0- 0		0- 0		HOME		0- 1		0- 0		1- 1					
0- 1		0- 0		0- 0		AWAY		0- 1		0- 0		0- 0					
2- 1		0- 0		0- 0		NEUTRAL		0- 0		0- 1		2- 0					
6- 9		0- 0		0- 0		CONFERENCE		0- 3		0- 4		6- 2					
3- 4		0- 0		0- 0		HOME		0- 1		0- 2		3- 1					
3- 5		0- 0		0- 0		AWAY		0- 2		0- 2		3- 1					
0- 0		0- 0		0- 0		NEUTRAL		0- 0		0- 0		0- 0					

RPI 1-25				RPI 26-50				RPI 51-100				RPI 101+				Team's RPI: 236	
RPI	S	Opponent	Score	RPI	S	Opponent	Score	RPI	S	Opponent	Score	RPI	S	Opponent	Score		
								55	A	New Mexico	53	85	118	A	Northern Colo.	69	82
								82	H	UC Davis	60	109	118	H	Northern Colo.	61	71
								83	A	Idaho	66	104	120	N	Pepperdine	97	113
								98	A	Idaho St.	43	73	130	A	Portland St.	58	74
								98	H	Idaho St.	42	56	149	H	Montana St.	53	69
													154	H	Montana	86	88
													186	A	Eastern Wash.	73	70
													196	N	Illinois	109	107
													202	N	Hampton	65	61
													238	A	Northern Ariz.	69	71
													238	H	Northern Ariz.	65	61
													243	H	San Francisco	75	86
													280	A	Southern Utah	75	69
													280	H	Southern Utah	77	76
													315	H	Cal Poly	88	85
													322	A	Weber St.	78	69
													322	H	Weber St.	77	62
LAST 12 Division I GAMES:																	
				202	N	Hampton	65 61					322	H	Weber St.	77 62		
				322	A	Weber St.	78 69					98	H	Idaho St.	42 56		
				238	A	Northern Ariz.	69 71					186	A	Eastern Wash.	73 70		
				280	A	Southern Utah	75 69					83	A	Idaho	66 104		
				118	H	Northern Colo.	61 71					280	H	Southern Utah	77 76		
				130	A	Portland St.	58 74					238	H	Northern Ariz.	65 61		

Non-Div I Games:	Antelope Valley	86	80
------------------	-----------------	----	----

Sacramento St.

Loss, Non-Conf, S Site, H Home A Away N Neutral

Sacred Heart

Through Games Of Feb. 20, 2019

Average RPI Win:	299	WON-LOST	WINNING	LAST 10	STRENGTH OF	OPP. STRENGTH	TEAM	ADJ.	CONF.	ADJ CONF.
Average RPI Loss:	197	RECORD	PCT. RANK	GAMES	SCHEDULE	OF SCHEDULE	RPI	RPI	RPI	RPI
DIV. I ONLY	13- 11	146	0- 1	316	339	228	228	31	31	
DIV. I NON-CONF.	4- 7	228	0- 0	222	264	222	222	31	31	
TOTALS	RPI 1-25	RPI 26-50	W-L RECORDS	RPI 51-100	RPI 101-150	RPI 150+				
13- 11	0- 1	0- 0	OVERALL	0- 1	0- 2	13- 7				
7- 4	0- 0	0- 0	HOME	0- 0	0- 1	7- 3				
6- 7	0- 1	0- 0	AWAY	0- 1	0- 1	6- 4				
0- 0	0- 0	0- 0	NEUTRAL	0- 0	0- 0	0- 0				
4- 7	0- 1	0- 0	NON-CONFERENCE	0- 1	0- 2	4- 3				
1- 3	0- 0	0- 0	HOME	0- 0	0- 1	1- 2				
3- 4	0- 1	0- 0	AWAY	0- 1	0- 1	3- 1				
0- 0	0- 0	0- 0	NEUTRAL	0- 0	0- 0	0- 0				
9- 4	0- 0	0- 0	CONFERENCE	0- 0	0- 0	9- 4				
6- 1	0- 0	0- 0	HOME	0- 0	0- 0	6- 1				
3- 3	0- 0	0- 0	AWAY	0- 0	0- 0	3- 3				
0- 0	0- 0	0- 0	NEUTRAL	0- 0	0- 0	0- 0				

RPI 1-25				RPI 26-50				RPI 51-100				RPI 101+ Team's RPI: 228			
RPI	S	Opponent	Score	RPI	S	Opponent	Score	RPI	S	Opponent	Score	RPI	S	Opponent	Score
23	A	Kentucky	43 71					100	A	Providence	52 62	140	A	Lehigh	66 70
												150	H	Stony Brook	58 73
												203	A	Robert Morris	46 64
												212	A	Saint Francis (PA)	68 85
												234	A	Massachusetts	61 78
												241	H	Mt. St. Mary's	76 41
												242	H	Saint Joseph's	44 61
												247	H	Monmouth	50 55
												251	A	Hofstra	70 64
												263	A	St. Francis Brooklyn	68 66
												263	H	St. Francis Brooklyn	53 56
												285	H	Siena	72 50
												287	A	Manhattan	74 46
												303	A	Wagner	80 68
												303	H	Wagner	72 64
												309	A	New Hampshire	71 60
												313	H	Central Conn. St.	66 61
												316	A	Bryant	67 57
												316	H	Bryant	49 48
												345	H	Fairleigh Dickinson	68 62
												351	A	LIU Brooklyn	64 69
												351	H	LIU Brooklyn	75 53
LAST 12 Division I GAMES:															
351	A	LIU Brooklyn	64 69	212	A	Saint Francis (PA)	68 85								
316	A	Bryant	67 57	303	H	Wagner	72 64								
345	H	Fairleigh Dickinson	68 62	263	A	St. Francis Brooklyn	68 66								
241	H	Mt. St. Mary's	76 41	316	H	Bryant	49 48								
263	H	St. Francis Brooklyn	53 56	303	A	Wagner	80 68								
203	A	Robert Morris	46 64	351	H	LIU Brooklyn	75 53								

Non-Div I Games:

Sacred Heart

■ Loss,
 ■ Non-Conf,
 ■ S Site,
 ■ Home
 ■ A Away
 N Neutral

Average RPI Win:	287	WON-LOST	WINNING	LAST 10	STRENGTH OF	OPP. STRENGTH	TEAM	ADJ.	CONF.	ADJ CONF.
Average RPI Loss:	153	RECORD	PCT. RANK	GAMES	SCHEDULE	OF SCHEDULE	RPI	RPI	RPI	RPI
DIV. I ONLY	11- 13	200	0- 1	217	298	212	212	31	31	
DIV. I NON-CONF.	2- 9	297	0- 1	34	108	198	198	31	31	
TOTALS	RPI 1-25	RPI 26-50	W-L RECORDS	RPI 51-100	RPI 101-150	RPI 150+				
11- 13	0- 2	0- 0	OVERALL	0- 2	1- 2	10- 7				
7- 3	0- 0	0- 0	HOME	0- 1	1- 0	6- 2				
4- 8	0- 2	0- 0	AWAY	0- 0	0- 2	4- 4				
0- 2	0- 0	0- 0	NEUTRAL	0- 1	0- 0	0- 1				
2- 9	0- 2	0- 0	NON-CONFERENCE	0- 2	1- 2	1- 3				
1- 2	0- 0	0- 0	HOME	0- 1	1- 0	0- 1				
1- 5	0- 2	0- 0	AWAY	0- 0	0- 2	1- 1				
0- 2	0- 0	0- 0	NEUTRAL	0- 1	0- 0	0- 1				
9- 4	0- 0	0- 0	CONFERENCE	0- 0	0- 0	9- 4				
6- 1	0- 0	0- 0	HOME	0- 0	0- 0	6- 1				
3- 3	0- 0	0- 0	AWAY	0- 0	0- 0	3- 3				
0- 0	0- 0	0- 0	NEUTRAL	0- 0	0- 0	0- 0				

RPI 1-25				RPI 26-50				RPI 51-100				RPI 101+ Team's RPI: 212			
RPI	S	Opponent	Score	RPI	S	Opponent	Score	RPI	S	Opponent	Score	RPI	S	Opponent	Score
2	A	Baylor	58 116					51	N	Boise St.	64 78	109	A	Youngstown St.	56 80
25	A	Rutgers	52 96					71	H	FGCU	69 83	123	A	Pittsburgh	75 78
												139	H	Morehead St.	89 83
												151	H	Duquesne	73 93
												154	N	Montana	77 79
												203	H	Robert Morris	60 66
												213	A	Liberty	53 82
												228	H	Sacred Heart	85 68
												241	A	Mt. St. Mary's	83 72
												241	H	Mt. St. Mary's	68 66
												263	A	St. Francis Brooklyn	65 78
												303	H	Wagner	107 70
												313	A	Central Conn. St.	62 73
												313	H	Central Conn. St.	83 68
												316	A	Bryant	63 66
												316	H	Bryant	78 66
												338	A	Longwood	91 88
												345	A	Fairleigh Dickinson	77 65
												345	H	Fairleigh Dickinson	75 64
												351	A	LIU Brooklyn	80 66
LAST 12 Division I GAMES:															
154	N	Montana	77 79	303	H	Wagner	107 70								
203	H	Robert Morris	60 66	228	H	Sacred Heart	85 68								
345	A	Fairleigh Dickinson	77 65	316	A	Bryant	63 66								
316	H	Bryant	78 66	313	A	Central Conn. St.	62 73								
313	H	Central Conn. St.	83 68	263	A	St. Francis Brooklyn	65 78								
241	A	Mt. St. Mary's	83 72	351	A	LIU Brooklyn	80 66								

Non-Div I Games: Seton Hill 86 74

Saint Francis (PA)

■ Loss,
 ■ Non-Conf,
 ■ S Site,
 ■ Home
 ■ A Away
 N Neutral

Saint Joseph's

Through Games Of Feb. 20, 2019

Average RPI Win:	240	WON-LOST	WINNING	LAST 10	STRENGTH OF	OPP. STRENGTH	TEAM	ADJ.	CONF.	ADJ CONF.
Average RPI Loss:	133	RECORD	PCT. RANK	GAMES	SCHEDULE	OF SCHEDULE	RPI	RPI	RPI	RPI
DIV. I ONLY	10- 16	241	1- 0	186	165	242	242	17	17	
DIV. I NON-CONF.	4- 9	252	1- 0	132	184	249	249	16	16	
TOTALS	RPI 1-25	RPI 26-50	W-L RECORDS	RPI 51-100	RPI 101-150	RPI 150+				
10- 16	0- 0	0- 1	OVERALL	0- 5	1- 3	9- 7				
7- 8	0- 0	0- 1	HOME	0- 2	1- 1	6- 4				
3- 8	0- 0	0- 0	AWAY	0- 3	0- 2	3- 3				
0- 0	0- 0	0- 0	NEUTRAL	0- 0	0- 0	0- 0				
4- 9	0- 0	0- 1	NON-CONFERENCE	0- 3	0- 2	4- 3				
3- 5	0- 0	0- 1	HOME	0- 1	0- 1	3- 2				
1- 4	0- 0	0- 0	AWAY	0- 2	0- 1	1- 1				
0- 0	0- 0	0- 0	NEUTRAL	0- 0	0- 0	0- 0				
6- 7	0- 0	0- 0	CONFERENCE	0- 2	1- 1	5- 4				
4- 3	0- 0	0- 0	HOME	0- 1	1- 0	3- 2				
2- 4	0- 0	0- 0	AWAY	0- 1	0- 1	2- 2				
0- 0	0- 0	0- 0	NEUTRAL	0- 0	0- 0	0- 0				

RPI 1-25				RPI 26-50				RPI 51-100				RPI 101+				Team's RPI: 242	
RPI	S	Opponent	Score	RPI	S	Opponent	Score	RPI	S	Opponent	Score	RPI	S	Opponent	Score		
				43	H	Villanova	35 47	53	H	Auburn	70 81	115	A	Dayton	65 72		
								64	A	Penn	45 65	116	H	Towson	52 73		
								72	A	Drexel	34 51	142	H	Davidson	66 54		
								95	A	VCU	40 59	146	A	Delaware	39 48		
								95	H	VCU	47 65	151	A	Duquesne	73 81		
												151	H	Duquesne	56 67		
												164	H	Temple	52 58		
												187	H	Saint Louis	49 62		
												188	H	Rider	54 56		
												193	A	George Washington	41 38		
												228	A	Sacred Heart	61 44		
												230	H	St. Bonaventure	66 41		
												233	A	Navy	48 49		
												234	H	Massachusetts	55 54		
												246	H	Niagara	68 54		
												248	H	Columbia	68 61		
												262	A	Richmond	45 46		
												289	H	Loyola Maryland	49 46		
												293	A	La Salle	64 63		
												293	H	La Salle	60 57		
LAST 12 Division I GAMES:																	
				289	H	Loyola Maryland	49 46	95	H	VCU	47 65						
				151	H	Duquesne	56 67	115	A	Dayton	65 72						
				293	A	La Salle	64 63	262	A	Richmond	45 46						
				234	H	Massachusetts	55 54	293	H	La Salle	60 57						
				193	A	George Washington	41 38	151	A	Duquesne	73 81						
				142	H	Davidson	66 54	230	H	St. Bonaventure	66 41						

Non-Div I Games:

Saint Joseph's

■ Loss,
 ■ Non-Conf,
 ■ S Site,
 ■ H Home
 ■ A Away
 N Neutral

Saint Louis

Through Games Of Feb. 20, 2019

Average RPI Win:	220	WON-LOST	WINNING	LAST 10	STRENGTH OF	OPP. STRENGTH	TEAM	ADJ.	CONF.	ADJ CONF.
Average RPI Loss:	129	RECORD	PCT. RANK	GAMES	SCHEDULE	OF SCHEDULE	RPI	RPI	RPI	RPI
DIV. I ONLY	13- 13	165	1- 0	216	111	187	187	17	17	
DIV. I NON-CONF.	5- 8	224	1- 0	198	41	213	213	16	16	
TOTALS	RPI 1-25	RPI 26-50	W-L RECORDS	RPI 51-100	RPI 101-150	RPI 150+				
13- 13	0- 1	0- 1	OVERALL	0- 3	2- 2	11- 6				
7- 6	0- 1	0- 1	HOME	0- 1	1- 1	6- 2				
6- 5	0- 0	0- 0	AWAY	0- 1	1- 1	5- 3				
0- 2	0- 0	0- 0	NEUTRAL	0- 1	0- 0	0- 1				
5- 8	0- 1	0- 1	NON-CONFERENCE	0- 2	1- 0	4- 4				
2- 4	0- 1	0- 1	HOME	0- 1	0- 0	2- 1				
3- 2	0- 0	0- 0	AWAY	0- 0	1- 0	2- 2				
0- 2	0- 0	0- 0	NEUTRAL	0- 1	0- 0	0- 1				
8- 5	0- 0	0- 0	CONFERENCE	0- 1	1- 2	7- 2				
5- 2	0- 0	0- 0	HOME	0- 0	1- 1	4- 1				
3- 3	0- 0	0- 0	AWAY	0- 1	0- 1	3- 1				
0- 0	0- 0	0- 0	NEUTRAL	0- 0	0- 0	0- 0				

RPI 1-25				RPI 26-50				RPI 51-100				RPI 101+ Team's RPI: 187			
RPI	S	Opponent	Score	RPI	S	Opponent	Score	RPI	S	Opponent	Score	RPI	S	Opponent	Score
6	H	UConn	42 98	28	H	Missouri	62 74	85	H	Cincinnati	50 51	104	A	Virginia	67 65
								95	A	VCU	47 57	115	H	Dayton	68 65
								99	N	Yale	52 58	122	A	Fordham	51 54
												122	H	Fordham	53 56
												151	A	Duquesne	67 63
												152	N	Chattanooga	61 71
												155	A	Tulsa	75 86
												157	A	Illinois St.	67 72
												162	H	Southern Ill.	62 58
												189	H	Indiana St.	56 60
												193	H	George Washington	60 44
												221	H	George Mason	60 53
												230	A	St. Bonaventure	62 45
												234	A	Massachusetts	66 70
												239	H	Rhode Island	56 68
												242	A	Saint Joseph's	62 49
												254	H	SIUE	63 56
												262	H	Richmond	78 48
												293	H	La Salle	69 58
												298	A	Fla. Atlantic	93 61
												331	A	Eastern Ky.	70 43
LAST 12 Division I GAMES:															
298	A	Fla. Atlantic	93 61	221	H	George Mason	60 53								
262	H	Richmond	78 48	95	A	VCU	47 57								
151	A	Duquesne	67 63	115	H	Dayton	68 65								
293	H	La Salle	69 58	230	A	St. Bonaventure	62 45								
122	A	Fordham	51 54	239	H	Rhode Island	56 68								
193	H	George Washington	60 44	122	H	Fordham	53 56								

Non-Div I Games:

Saint Louis

■ Loss,
 ■ Non-Conf,
 ■ S Site,
 ■ H Home
 ■ A Away
 N Neutral

Average RPI Win:	175	WON-LOST	WINNING	LAST 10	STRENGTH OF	OPP. STRENGTH	TEAM	ADJ.	CONF.	ADJ CONF.
Average RPI Loss:	39	RECORD	PCT. RANK	GAMES	SCHEDULE	OF SCHEDULE	RPI	RPI	RPI	RPI
DIV. I ONLY	18- 8	76	1- 0	76	73	52	52	8	8	
DIV. I NON-CONF.	7- 4	108	1- 0	71	26	54	54	7	7	
TOTALS	RPI 1-25	RPI 26-50	W-L RECORDS	RPI 51-100	RPI 101-150	RPI 150+				
18- 8	0- 4	2- 2	OVERALL	1- 1	3- 1	12- 0				
8- 4	0- 2	1- 2	HOME	0- 0	2- 0	5- 0				
8- 4	0- 2	1- 0	AWAY	0- 1	1- 1	6- 0				
2- 0	0- 0	0- 0	NEUTRAL	1- 0	0- 0	1- 0				
7- 4	0- 2	1- 1	NON-CONFERENCE	1- 1	1- 0	4- 0				
2- 2	0- 1	1- 1	HOME	0- 0	0- 0	1- 0				
3- 2	0- 1	0- 0	AWAY	0- 1	1- 0	2- 0				
2- 0	0- 0	0- 0	NEUTRAL	1- 0	0- 0	1- 0				
11- 4	0- 2	1- 1	CONFERENCE	0- 0	2- 1	8- 0				
6- 2	0- 1	0- 1	HOME	0- 0	2- 0	4- 0				
5- 2	0- 1	1- 0	AWAY	0- 0	0- 1	4- 0				
0- 0	0- 0	0- 0	NEUTRAL	0- 0	0- 0	0- 0				

RPI 1-25				RPI 26-50				RPI 51-100				RPI 101+			
RPI	S	Opponent	Score	RPI	S	Opponent	Score	RPI	S	Opponent	Score	RPI	S	Opponent	Score
4	H	Oregon	55 79	27	A	BYU	78 75	74	N	Old Dominion	83 65	106	A	Pacific	67 76
13	A	Gonzaga	62 74	27	H	BYU	73 74	82	A	UC Davis	74 76	108	H	Loyola Marymount	86 62
13	H	Gonzaga	52 66	44	H	Wyoming	90 84					120	H	Pepperdine	79 68
22	A	Oregon St.	56 89	47	H	California	78 81					129	A	Washington St.	70 64
												168	A	Portland	98 91
												168	H	Portland	113 85
												169	A	Santa Clara	83 59
												169	H	Santa Clara	81 68
												173	N	Texas St.	89 62
												183	H	Milwaukee	73 71
												243	A	San Francisco	80 65
												243	H	San Francisco	88 63
												259	A	San Diego	80 49
												259	H	San Diego	74 60
												291	A	UC Santa Barbara	80 55
												315	A	Cal Poly	69 51
LAST 12 Division I GAMES:															
				74	N	Old Dominion	83 65					168	H	Portland	113 85
				243	H	San Francisco	88 63					108	H	Loyola Marymount	86 62
				169	H	Santa Clara	81 68					120	H	Pepperdine	79 68
				259	A	San Diego	80 49					169	A	Santa Clara	83 59
				27	A	BYU	78 75					243	A	San Francisco	80 65
				13	H	Gonzaga	52 66					27	H	BYU	73 74

Non-Div I Games:

Saint Mary's (CA)

■ Loss,
■ Non-Conf,
■ S Site,
■ Home
■ Away
N Neutral

Average RPI Win: 323		WON-LOST	WINNING	LAST 10	STRENGTH OF	OPP. STRENGTH	TEAM	ADJ.	CONF.	ADJ CONF.
Average RPI Loss: 224		RECORD	PCT. RANK	GAMES	SCHEDULE	OF SCHEDULE	RPI	RPI	RPI	RPI
DIV. I ONLY		6- 19	302	0- 1	330	328	335	335	26	26
DIV. I NON-CONF.		5- 6	177	0- 0	333	344	299	299	27	27
TOTALS	RPI 1-25	RPI 26-50		W-L RECORDS		RPI 51-100	RPI 101-150	RPI 150+		
6- 19	0- 0	0- 0		OVERALL		0- 2	0- 3	6- 14		
4- 7	0- 0	0- 0		HOME		0- 0	0- 1	4- 6		
2- 12	0- 0	0- 0		AWAY		0- 2	0- 2	2- 8		
0- 0	0- 0	0- 0		NEUTRAL		0- 0	0- 0	0- 0		
5- 6	0- 0	0- 0		NON-CONFERENCE		0- 1	0- 2	5- 3		
4- 1	0- 0	0- 0		HOME		0- 0	0- 0	4- 1		
1- 5	0- 0	0- 0		AWAY		0- 1	0- 2	1- 2		
0- 0	0- 0	0- 0		NEUTRAL		0- 0	0- 0	0- 0		
1- 13	0- 0	0- 0		CONFERENCE		0- 1	0- 1	1- 11		
0- 6	0- 0	0- 0		HOME		0- 0	0- 1	0- 5		
1- 7	0- 0	0- 0		AWAY		0- 1	0- 0	1- 6		
0- 0	0- 0	0- 0		NEUTRAL		0- 0	0- 0	0- 0		

RPI 1-25				RPI 26-50				RPI 51-100				RPI 101+				Team's RPI: 335	
RPI	S	Opponent	Score	RPI	S	Opponent	Score	RPI	S	Opponent	Score	RPI	S	Opponent	Score		
								65	A	Quinnipiac	45	90	117	A	Boston College	57	89
								99	A	Yale	56	72	126	A	Seton Hall	47	90
													144	H	Marist	42	62
													188	A	Rider	38	60
													188	H	Rider	43	78
													246	A	Niagara	57	81
													246	H	Niagara	66	75
													247	A	Monmouth	50	70
													256	H	Cal St. Fullerton	45	69
													263	A	St. Francis Brooklyn	70	74
													279	A	Canisius	59	78
													279	H	Canisius	62	75
													285	A	Siena	46	50
													285	H	Siena	57	84
													287	H	Manhattan	44	62
													294	A	Fairfield	68	65
													303	H	Wagner	69	57
													321	H	NJIT	70	57
													323	A	Iona	57	61
													326	A	Lafayette	62	60
													327	A	UMass Lowell	57	59
													345	H	Fairleigh Dickinson	75	58
													351	H	LIU Brooklyn	86	59
LAST 12 Division I GAMES:																	
				247	A	Monmouth	50	70	285	A	Siena	46	50				
				323	A	Iona	57	61	144	H	Marist	42	62				
				188	H	Rider	43	78	188	A	Rider	38	60				
				287	H	Manhattan	44	62	294	A	Fairfield	68	65				
				279	A	Canisius	59	78	279	H	Canisius	62	75				
				246	A	Niagara	57	81	246	H	Niagara	66	75				

Non-Div I Games:

Saint Peter's

Loss, Non-Conf, S Site, H Home A Away N Neutral

Average RPI Win:	272	WON-LOST	WINNING	LAST 10	STRENGTH OF	OPP. STRENGTH	TEAM	ADJ.	CONF.	ADJ CONF.
Average RPI Loss:	130	RECORD	PCT. RANK	GAMES	SCHEDULE	OF SCHEDULE	RPI	RPI	RPI	RPI
DIV. I ONLY	10- 11	192	0- 1	181	261	179	179	25	25	
DIV. I NON-CONF.	2- 5	264	0- 0	98	142	169	169	23	23	
TOTALS	RPI 1-25	RPI 26-50	W-L RECORDS	RPI 51-100	RPI 101-150	RPI 150+				
10- 11	0- 0	0- 1	OVERALL	0- 4	0- 1	10- 5				
4- 4	0- 0	0- 0	HOME	0- 2	0- 0	4- 2				
6- 6	0- 0	0- 1	AWAY	0- 2	0- 0	6- 3				
0- 1	0- 0	0- 0	NEUTRAL	0- 0	0- 1	0- 0				
2- 5	0- 0	0- 1	NON-CONFERENCE	0- 1	0- 1	2- 2				
0- 1	0- 0	0- 0	HOME	0- 0	0- 0	0- 1				
2- 3	0- 0	0- 1	AWAY	0- 1	0- 0	2- 1				
0- 1	0- 0	0- 0	NEUTRAL	0- 0	0- 1	0- 0				
8- 6	0- 0	0- 0	CONFERENCE	0- 3	0- 0	8- 3				
4- 3	0- 0	0- 0	HOME	0- 2	0- 0	4- 1				
4- 3	0- 0	0- 0	AWAY	0- 1	0- 0	4- 2				
0- 0	0- 0	0- 0	NEUTRAL	0- 0	0- 0	0- 0				

RPI S	Opponent	Score	RPI S	Opponent	Score	RPI S	Opponent	Score	RPI S	Opponent	Score
34	A TCU	59 72	60	A LSU	52 66	107	N Troy	79 84			
			68	A Lamar University	76 81	165	A Abilene Christian	72 63			
			68	H Lamar University	72 83	165	H Abilene Christian	79 91			
			76	H SFA	68 78	172	H Oral Roberts	62 73			
						174	A Nicholls St.	81 84			
						185	A Southern Miss.	65 61			
						245	A Louisiana	68 62			
						250	A Wichita St.	55 63			
						252	A A&M-Corpus Christi	61 76			
						252	H A&M-Corpus Christi	61 59			
						283	H Central Ark.	66 62			
						304	A Incarnate Word	76 56			
						307	H Southeastern La.	94 63			
						318	A McNeese	93 80			
						325	H Northwestern St.	66 55			
						337	A Houston Baptist	74 63			
LAST 12 Division I GAMES:											
174	A Nicholls St.	81 84	307	H Southeastern La.	94 63						
68	A Lamar University	76 81	68	H Lamar University	72 83						
252	H A&M-Corpus Christi	61 59	325	H Northwestern St.	66 55						
165	A Abilene Christian	72 63	337	A Houston Baptist	74 63						
318	A McNeese	93 80	252	A A&M-Corpus Christi	61 76						
76	H SFA	68 78	304	A Incarnate Word	76 56						

Non-Div I Games: UNKNOWN 94 46 Wiley 101 63 Jarvis Christian 100 55

Sam Houston St.

Loss, Non-Conf, S Site, H Home A Away N Neutral

Average RPI Win: 284	WON-LOST	WINNING	LAST 10	STRENGTH OF	OPP. STRENGTH	TEAM	ADJ.	CONF.	ADJ CONF.
Average RPI Loss: 169	RECORD	PCT. RANK	GAMES	SCHEDULE	OF SCHEDULE	RPI	RPI	RPI	RPI
DIV. I ONLY	7- 16	273	1- 0	266	238	277	277	27	27
DIV. I NON-CONF.	3- 10	278	0- 0	159	204	224	224	24	24
TOTALS	RPI 1-25	RPI 26-50	W-L RECORDS	RPI 51-100	RPI 101-150	RPI 150+			
7- 16	0- 0	0- 0	OVERALL	0- 1	0- 5	7- 10			
4- 3	0- 0	0- 0	HOME	0- 0	0- 1	4- 2			
3- 13	0- 0	0- 0	AWAY	0- 1	0- 4	3- 8			
0- 0	0- 0	0- 0	NEUTRAL	0- 0	0- 0	0- 0			
3- 10	0- 0	0- 0	NON-CONFERENCE	0- 1	0- 5	3- 4			
1- 1	0- 0	0- 0	HOME	0- 0	0- 1	1- 0			
2- 9	0- 0	0- 0	AWAY	0- 1	0- 4	2- 4			
0- 0	0- 0	0- 0	NEUTRAL	0- 0	0- 0	0- 0			
4- 6	0- 0	0- 0	CONFERENCE	0- 0	0- 0	4- 6			
3- 2	0- 0	0- 0	HOME	0- 0	0- 0	3- 2			
1- 4	0- 0	0- 0	AWAY	0- 0	0- 0	1- 4			
0- 0	0- 0	0- 0	NEUTRAL	0- 0	0- 0	0- 0			

RPI 1-25			RPI 26-50			RPI 51-100			RPI 101+ Team's RPI: 277		
RPI	S	Opponent	Score	RPI	S	Opponent	Score	RPI	S	Opponent	Score
						53 A Auburn	46 73	107 A Troy		52 72	
								114 H UAB		41 66	
								119 A Oklahoma St.		62 82	
								128 A UT Martin		68 89	
								141 A Colorado		39 81	
								152 H Chattanooga		63 73	
								163 A Mercer		68 76	
								163 H Mercer		52 68	
								171 A Denver		87 83	
								185 A Southern Miss.		40 76	
								191 A Vanderbilt		52 77	
								201 A Memphis		48 53	
								202 A Hampton		57 64	
								209 A Furman		36 57	
								253 H ETSU		79 58	
								257 A Alabama St.		60 51	
								269 A Wofford		62 71	
								310 A UNC Greensboro		54 55	
								310 H UNC Greensboro		57 53	
								330 H Presbyterian		75 54	
								334 A Western Caro.		75 42	
								334 H Western Caro.		58 43	
LAST 12 Division I GAMES:											
310	H	UNC Greensboro	57 53	253	H	ETSU	79 58				
334	H	Western Caro.	58 43	334	A	Western Caro.	75 42				
163	H	Mercer	52 68	310	A	UNC Greensboro	54 55				
269	A	Wofford	62 71	163	A	Mercer	68 76				
209	A	Furman	36 57	191	A	Vanderbilt	52 77				
152	H	Chattanooga	63 73	141	A	Colorado	39 81				

Non-Div I Games: Rhodes 71 54 Montevallo 73 47

Samford

Average RPI Win:	243	WON-LOST	WINNING	LAST 10	STRENGTH OF	OPP. STRENGTH	TEAM	ADJ.	CONF.	ADJ CONF.
Average RPI Loss:	119	RECORD	PCT. RANK	GAMES	SCHEDULE	OF SCHEDULE	RPI	RPI	RPI	RPI
DIV. I ONLY	7- 18	284	0- 1	155	101	259	259	8	8	
DIV. I NON-CONF.	6- 4	125	0- 0	326	211	226	226	7	7	
TOTALS	RPI 1-25	RPI 26-50	W-L RECORDS	RPI 51-100	RPI 101-150	RPI 150+				
7- 18	0- 2	0- 2	OVERALL	0- 2	0- 7	7- 5				
5- 8	0- 1	0- 2	HOME	0- 1	0- 3	5- 1				
2- 10	0- 1	0- 0	AWAY	0- 1	0- 4	2- 4				
0- 0	0- 0	0- 0	NEUTRAL	0- 0	0- 0	0- 0				
6- 4	0- 0	0- 1	NON-CONFERENCE	0- 0	0- 1	6- 2				
5- 1	0- 0	0- 1	HOME	0- 0	0- 0	5- 0				
1- 3	0- 0	0- 0	AWAY	0- 0	0- 1	1- 2				
0- 0	0- 0	0- 0	NEUTRAL	0- 0	0- 0	0- 0				
1- 14	0- 2	0- 1	CONFERENCE	0- 2	0- 6	1- 3				
0- 7	0- 1	0- 1	HOME	0- 1	0- 3	0- 1				
1- 7	0- 1	0- 0	AWAY	0- 1	0- 3	1- 2				
0- 0	0- 0	0- 0	NEUTRAL	0- 0	0- 0	0- 0				

RPI 1-25				RPI 26-50				RPI 51-100				RPI 101+ Team's RPI: 259			
RPI	S	Opponent	Score	RPI	S	Opponent	Score	RPI	S	Opponent	Score	RPI	S	Opponent	Score
13	A	Gonzaga	44 71	27	H	BYU	56 65	52	A	Saint Mary's (CA)	60 74	102	A	Minnesota	48 53
13	H	Gonzaga	61 86	47	H	California	53 70	52	H	Saint Mary's (CA)	49 80	106	A	Pacific	47 79
												106	H	Pacific	53 70
												108	A	Loyola Marymount	57 83
												108	H	Loyola Marymount	52 69
												120	A	Pepperdine	65 88
												120	H	Pepperdine	55 74
												168	A	Portland	74 96
												168	H	Portland	60 69
												169	A	Santa Clara	57 49
												208	H	San Diego St.	72 71
												217	H	Dartmouth	78 76
												243	A	San Francisco	57 68
												249	H	Hawaii	58 50
												271	A	Long Beach St.	60 56
												280	A	Southern Utah	59 69
												284	H	Cleveland St.	83 82
												300	A	UTSA	77 87
												305	H	San Jose St.	83 79
LAST 12 Division I GAMES:															
168	A	Portland	74 96	27	H	BYU	56 65								
13	A	Gonzaga	44 71	13	H	Gonzaga	61 86								
52	H	Saint Mary's (CA)	49 80	168	H	Portland	60 69								
106	H	Pacific	53 70	106	A	Pacific	47 79								
108	A	Loyola Marymount	57 83	52	A	Saint Mary's (CA)	60 74								
120	A	Pepperdine	65 88	120	H	Pepperdine	55 74								

Non-Div I Games: Cal St. San B'dino 76 58

San Diego

■ Loss,
 ■ Non-Conf,
 ■ S Site,
 ■ H Home
 ■ A Away
 N Neutral

Average RPI Win:	236	WON-LOST	WINNING	LAST 10	STRENGTH OF	OPP. STRENGTH	TEAM	ADJ.	CONF.	ADJ CONF.
Average RPI Loss:	142	RECORD	PCT. RANK	GAMES	SCHEDULE	OF SCHEDULE	RPI	RPI	RPI	RPI
DIV. I ONLY	10- 14	221	0- 1	162	193	208	208	15	15	
DIV. I NON-CONF.	5- 6	177	0- 0	255	260	231	231	13	13	
TOTALS	RPI 1-25	RPI 26-50	W-L RECORDS	RPI 51-100	RPI 101-150	RPI 150+				
10- 14	0- 0	0- 2	OVERALL	1- 5	0- 1	9- 6				
7- 5	0- 0	0- 1	HOME	1- 3	0- 0	6- 1				
3- 9	0- 0	0- 1	AWAY	0- 2	0- 1	3- 5				
0- 0	0- 0	0- 0	NEUTRAL	0- 0	0- 0	0- 0				
5- 6	0- 0	0- 1	NON-CONFERENCE	0- 1	0- 1	5- 3				
3- 3	0- 0	0- 1	HOME	0- 1	0- 0	3- 1				
2- 3	0- 0	0- 0	AWAY	0- 0	0- 1	2- 2				
0- 0	0- 0	0- 0	NEUTRAL	0- 0	0- 0	0- 0				
5- 8	0- 0	0- 1	CONFERENCE	1- 4	0- 0	4- 3				
4- 2	0- 0	0- 0	HOME	1- 2	0- 0	3- 0				
1- 6	0- 0	0- 1	AWAY	0- 2	0- 0	1- 3				
0- 0	0- 0	0- 0	NEUTRAL	0- 0	0- 0	0- 0				

RPI S	Opponent	Score	RPI S	Opponent	Score	RPI S	Opponent	Score	RPI S	Opponent	Score	Team's RPI: 208
34	H TCU	64 81	51	A Boise St.	67 91	145	A CSUN	74 77				
44	A Wyoming	45 87	51	H Boise St.	66 69	169	A Santa Clara	43 60				
			55	A New Mexico	62 70	170	A UC Irvine	78 70				
			55	H New Mexico	61 59	199	A Utah St.	56 54				
			73	H Arizona	60 69	215	A UNLV	57 71				
			89	H Fresno St.	81 87	235	A Nevada	69 74				
						249	H Hawaii	58 57				
						256	A Cal St. Fullerton	83 72				
						259	A San Diego	71 72				
						261	H California Baptist	83 67				
						275	H Colorado St.	54 45				
						282	A Air Force	66 75				
						282	H Air Force	70 61				
						291	H UC Santa Barbara	58 63				
						304	H Incarnate Word	81 38				
						305	H San Jose St.	69 68				
LAST 12 Division I GAMES:												
235	A Nevada	69 74	282	A Air Force	66 75							
51	A Boise St.	67 91	215	A UNLV	57 71							
275	H Colorado St.	54 45	89	H Fresno St.	81 87							
199	A Utah St.	56 54	55	A New Mexico	62 70							
55	H New Mexico	61 59	282	H Air Force	70 61							
305	H San Jose St.	69 68	44	A Wyoming	45 87							

Non-Div I Games:

San Diego St.

San Francisco

Through Games Of Feb. 20, 2019

Average RPI Win:	267	WON-LOST	WINNING	LAST 10	STRENGTH OF	OPP. STRENGTH	TEAM	ADJ.	CONF.	ADJ CONF.
Average RPI Loss:	100	RECORD	PCT. RANK	GAMES	SCHEDULE	OF SCHEDULE	RPI	RPI	RPI	RPI
DIV. I ONLY	6- 19	302	0- 1	108	102	243	243	8	8	
DIV. I NON-CONF.	4- 7	228	0- 0	224	161	240	240	7	7	
TOTALS	RPI 1-25	RPI 26-50	W-L RECORDS	RPI 51-100	RPI 101-150	RPI 150+				
6- 19	0- 2	0- 1	OVERALL	0- 5	0- 8	6- 3				
2- 9	0- 0	0- 1	HOME	0- 3	0- 4	2- 1				
2- 9	0- 2	0- 0	AWAY	0- 2	0- 4	2- 1				
2- 1	0- 0	0- 0	NEUTRAL	0- 0	0- 0	2- 1				
4- 7	0- 1	0- 0	NON-CONFERENCE	0- 3	0- 2	4- 1				
1- 3	0- 0	0- 0	HOME	0- 2	0- 1	1- 0				
1- 3	0- 1	0- 0	AWAY	0- 1	0- 1	1- 0				
2- 1	0- 0	0- 0	NEUTRAL	0- 0	0- 0	2- 1				
2- 12	0- 1	0- 1	CONFERENCE	0- 2	0- 6	2- 2				
1- 6	0- 0	0- 1	HOME	0- 1	0- 3	1- 1				
1- 6	0- 1	0- 0	AWAY	0- 1	0- 3	1- 1				
0- 0	0- 0	0- 0	NEUTRAL	0- 0	0- 0	0- 0				

RPI 1-25				RPI 26-50				RPI 51-100				RPI 101+ Team's RPI: 243			
RPI	S	Opponent	Score	RPI	S	Opponent	Score	RPI	S	Opponent	Score	RPI	S	Opponent	Score
5	A	Stanford	62 96	27	H	BYU	59 67	52	A	Saint Mary's (CA)	63 88	106	A	Pacific	48 74
13	A	Gonzaga	51 78					52	H	Saint Mary's (CA)	65 80	106	H	Pacific	75 85
								82	H	UC Davis	68 70	108	A	Loyola Marymount	58 66
								83	A	Idaho	63 70	108	H	Loyola Marymount	66 73
								90	H	UT Arlington	73 80	118	H	Northern Colo.	63 68
												120	A	Pepperdine	50 69
												120	H	Pepperdine	66 72
												129	A	Washington St.	61 91
												168	A	Portland	73 78
												169	A	Santa Clara	57 49
												169	H	Santa Clara	66 71
												236	A	Sacramento St.	86 75
												244	N	North Dakota	97 100
												259	H	San Diego	68 57
												305	H	San Jose St.	85 63
												315	N	Cal Poly	65 62
												320	N	North Dakota St.	75 42
LAST 12 Division I GAMES:															
52	A	Saint Mary's (CA)	63 88	13	A	Gonzaga	51 78								
106	A	Pacific	48 74	106	H	Pacific	75 85								
108	H	Loyola Marymount	66 73	52	H	Saint Mary's (CA)	65 80								
120	H	Pepperdine	66 72	120	A	Pepperdine	50 69								
169	A	Santa Clara	57 49	108	A	Loyola Marymount	58 66								
168	A	Portland	73 78	169	H	Santa Clara	66 71								

Non-Div I Games:

San Francisco

■ Loss,
 ■ Non-Conf,
 ■ S Site,
 ■ Home
 ■ Away
 N Neutral

Average RPI Win:	246	WON-LOST	WINNING	LAST 10	STRENGTH OF	OPP. STRENGTH	TEAM	ADJ.	CONF.	ADJ CONF.
Average RPI Loss:	155	RECORD	PCT. RANK	GAMES	SCHEDULE	OF SCHEDULE	RPI	RPI	RPI	RPI
DIV. I ONLY	3- 20	334	1- 0	171	149	305	305	15	15	
DIV. I NON-CONF.	1- 9	326	0- 0	215	186	334	334	13	13	
TOTALS	RPI 1-25	RPI 26-50	W-L RECORDS	RPI 51-100	RPI 101-150	RPI 150+				
3- 20	0- 0	0- 1	OVERALL	0- 5	0- 4	3- 10				
2- 8	0- 0	0- 1	HOME	0- 2	0- 1	2- 4				
1- 12	0- 0	0- 0	AWAY	0- 3	0- 3	1- 6				
0- 0	0- 0	0- 0	NEUTRAL	0- 0	0- 0	0- 0				
1- 9	0- 0	0- 0	NON-CONFERENCE	0- 1	0- 4	1- 4				
1- 3	0- 0	0- 0	HOME	0- 0	0- 1	1- 2				
0- 6	0- 0	0- 0	AWAY	0- 1	0- 3	0- 2				
0- 0	0- 0	0- 0	NEUTRAL	0- 0	0- 0	0- 0				
2- 11	0- 0	0- 1	CONFERENCE	0- 4	0- 0	2- 6				
1- 5	0- 0	0- 1	HOME	0- 2	0- 0	1- 2				
1- 6	0- 0	0- 0	AWAY	0- 2	0- 0	1- 4				
0- 0	0- 0	0- 0	NEUTRAL	0- 0	0- 0	0- 0				

RPI S	Opponent	Score	RPI S	Opponent	Score	RPI S	Opponent	Score	RPI S	Opponent	Score	Team's RPI: 305
			44 H	Wyoming	56 70	51 A	Boise St.	68 99	106 H	Pacific	67 91	
						51 H	Boise St.	69 83	130 A	Portland St.	51 80	
						55 H	New Mexico	60 79	141 A	Colorado	64 76	
						86 A	Nebraska	63 96	145 A	CSUN	40 76	
						89 A	Fresno St.	48 77	169 H	Santa Clara	56 62	
									170 H	UC Irvine	66 74	
									199 A	Utah St.	49 82	
									199 H	Utah St.	68 59	
									208 A	San Diego St.	68 69	
									215 A	UNLV	70 74	
									215 H	UNLV	43 53	
									235 H	Nevada	49 52	
									243 A	San Francisco	63 85	
									259 A	San Diego	79 83	
									265 H	CSU Bakersfield	82 72	
									275 A	Colorado St.	78 70	
									282 A	Air Force	77 88	
LAST 12 Division I GAMES:												
275 A	Colorado St.	78 70	282 A	Air Force	77 88							
215 A	UNLV	70 74	44 H	Wyoming	56 70							
55 H	New Mexico	60 79	215 H	UNLV	43 53							
51 H	Boise St.	69 83	199 A	Utah St.	49 82							
208 A	San Diego St.	68 69	51 A	Boise St.	68 99							
199 H	Utah St.	68 59	235 H	Nevada	49 52							

Non-Div I Games: San Fran. St. 66 73

San Jose St.

Santa Clara

Through Games Of Feb. 20, 2019

Average RPI Win:	204	WON-LOST	WINNING	LAST 10	STRENGTH OF	OPP. STRENGTH	TEAM	ADJ.	CONF.	ADJ CONF.
Average RPI Loss:	101	RECORD	PCT. RANK	GAMES	SCHEDULE	OF SCHEDULE	RPI	RPI	RPI	RPI
DIV. I ONLY	10- 14	221	1- 0	105	104	169	169	8	8	
DIV. I NON-CONF.	6- 4	125	0- 0	186	173	135	135	7	7	
TOTALS	RPI 1-25	RPI 26-50	W-L RECORDS	RPI 51-100	RPI 101-150	RPI 150+				
10- 14	0- 2	0- 1	OVERALL	1- 4	2- 5	7- 2				
4- 8	0- 0	0- 1	HOME	1- 1	0- 4	3- 2				
6- 6	0- 2	0- 0	AWAY	0- 3	2- 1	4- 0				
0- 0	0- 0	0- 0	NEUTRAL	0- 0	0- 0	0- 0				
6- 4	0- 1	0- 0	NON-CONFERENCE	1- 2	0- 1	5- 0				
4- 1	0- 0	0- 0	HOME	1- 0	0- 1	3- 0				
2- 3	0- 1	0- 0	AWAY	0- 2	0- 0	2- 0				
0- 0	0- 0	0- 0	NEUTRAL	0- 0	0- 0	0- 0				
4- 10	0- 1	0- 1	CONFERENCE	0- 2	2- 4	2- 2				
0- 7	0- 0	0- 1	HOME	0- 1	0- 3	0- 2				
4- 3	0- 1	0- 0	AWAY	0- 1	2- 1	2- 0				
0- 0	0- 0	0- 0	NEUTRAL	0- 0	0- 0	0- 0				

RPI 1-25				RPI 26-50				RPI 51-100				RPI 101+ Team's RPI: 169			
RPI	S	Opponent	Score	RPI	S	Opponent	Score	RPI	S	Opponent	Score	RPI	S	Opponent	Score
13	A	Gonzaga	61 78	27	H	BYU	44 54	52	A	Saint Mary's (CA)	68 81	106	A	Pacific	88 83
22	A	Oregon St.	31 82					52	H	Saint Mary's (CA)	59 83	106	H	Pacific	70 74
								56	A	Southern California	46 77	108	A	Loyola Marymount	83 75
								69	H	Missouri St.	77 73	108	H	Loyola Marymount	60 69
								89	A	Fresno St.	53 80	120	A	Pepperdine	48 74
												120	H	Pepperdine	74 76
												145	H	CSUN	38 53
												168	A	Portland	72 66
												208	H	San Diego St.	60 43
												235	H	Nevada	56 48
												243	A	San Francisco	71 66
												243	H	San Francisco	49 57
												256	A	Cal St. Fullerton	64 60
												259	H	San Diego	49 57
												305	A	San Jose St.	62 56
												339	H	Grand Canyon	75 55
LAST 12 Division I GAMES:															
106	A	Pacific	88 83	168	A	Portland	72 66								
52	A	Saint Mary's (CA)	68 81	52	H	Saint Mary's (CA)	59 83								
120	H	Pepperdine	74 76	106	H	Pacific	70 74								
108	H	Loyola Marymount	60 69	108	A	Loyola Marymount	83 75								
243	H	San Francisco	49 57	120	A	Pepperdine	48 74								
13	A	Gonzaga	61 78	243	A	San Francisco	71 66								

Non-Div I Games: Sonoma St. 98 38

Santa Clara

Loss, Non-Conf, S Site, H Home A Away N Neutral

Average RPI Win:	326	WON-LOST	WINNING	LAST 10	STRENGTH OF	OPP. STRENGTH	TEAM	ADJ.	CONF.	ADJ CONF.
Average RPI Loss:	237	RECORD	PCT. RANK	GAMES	SCHEDULE	OF SCHEDULE	RPI	RPI	RPI	RPI
DIV. I ONLY	4- 15	314	0- 1	351	313	348	348	32	32	
DIV. I NON-CONF.	0- 7	336	0- 0	253	137	343	343	32	32	
TOTALS	RPI 1-25	RPI 26-50	W-L RECORDS	RPI 51-100	RPI 101-150	RPI 150+				
4- 15	0- 0	0- 2	OVERALL	0- 0	0- 0	4- 13				
2- 8	0- 0	0- 0	HOME	0- 0	0- 0	2- 8				
2- 7	0- 0	0- 2	AWAY	0- 0	0- 0	2- 5				
0- 0	0- 0	0- 0	NEUTRAL	0- 0	0- 0	0- 0				
0- 7	0- 0	0- 2	NON-CONFERENCE	0- 0	0- 0	0- 5				
0- 3	0- 0	0- 0	HOME	0- 0	0- 0	0- 3				
0- 4	0- 0	0- 2	AWAY	0- 0	0- 0	0- 2				
0- 0	0- 0	0- 0	NEUTRAL	0- 0	0- 0	0- 0				
4- 8	0- 0	0- 0	CONFERENCE	0- 0	0- 0	4- 8				
2- 5	0- 0	0- 0	HOME	0- 0	0- 0	2- 5				
2- 3	0- 0	0- 0	AWAY	0- 0	0- 0	2- 3				
0- 0	0- 0	0- 0	NEUTRAL	0- 0	0- 0	0- 0				

RPI S	Opponent	Score	RPI S	Opponent	Score	RPI S	Opponent	Score	RPI S	Opponent	Score	Team's RPI: 348
26	A DePaul	61 124	33	A South Dakota St.	49 97				182	A UMES	46 78	
									206	A Ole Miss	51 74	
									216	H Bethune-Cookman	47 68	
									229	H Jacksonville	58 68	
									231	H Texas Southern	41 65	
									250	A Wichita St.	50 66	
									270	H Norfolk St.	42 78	
									278	H Ga. Southern	71 82	
									302	A Morgan St.	47 63	
									302	H Morgan St.	53 35	
									308	H South Carolina St.	60 71	
									328	A Coppin St.	76 70	
									328	H Coppin St.	68 57	
									341	H N.C. Central	67 71	
									343	A Delaware St.	58 66	
									347	A Florida A&M	54 50	
									347	H Florida A&M	55 60	
LAST 12 Division I GAMES:												
216	H Bethune-Cookman	47 68	341	H N.C. Central	67 71							
347	H Florida A&M	55 60	308	H South Carolina St.	60 71							
302	H Morgan St.	53 35	270	H Norfolk St.	42 78							
328	H Coppin St.	68 57	347	A Florida A&M	54 50							
182	A UMES	46 78	302	A Morgan St.	47 63							
343	A Delaware St.	58 66	328	A Coppin St.	76 70							

Non-Div I Games: Carver 101 49 Wesleyan (GA) 155 26

Savannah St.

Average RPI Win:	349	WON-LOST	WINNING	LAST 10	STRENGTH OF	OPP. STRENGTH	TEAM	ADJ.	CONF.	ADJ CONF.
Average RPI Loss:	200	RECORD	PCT. RANK	GAMES	SCHEDULE	OF SCHEDULE	RPI	RPI	RPI	RPI
DIV. I ONLY	1- 23	349	0- 1	197	327	342	342	30	30	
DIV. I NON-CONF.	0- 13	336	0- 0	127	278	331	331	30	30	
TOTALS	RPI 1-25	RPI 26-50	W-L RECORDS	RPI 51-100	RPI 101-150	RPI 150+				
1- 23	0- 0	0- 0	OVERALL	0- 3	0- 3	1- 17				
1- 11	0- 0	0- 0	HOME	0- 0	0- 1	1- 10				
0- 11	0- 0	0- 0	AWAY	0- 2	0- 2	0- 7				
0- 1	0- 0	0- 0	NEUTRAL	0- 1	0- 0	0- 0				
0- 13	0- 0	0- 0	NON-CONFERENCE	0- 3	0- 3	0- 7				
0- 5	0- 0	0- 0	HOME	0- 0	0- 1	0- 4				
0- 7	0- 0	0- 0	AWAY	0- 2	0- 2	0- 3				
0- 1	0- 0	0- 0	NEUTRAL	0- 1	0- 0	0- 0				
1- 10	0- 0	0- 0	CONFERENCE	0- 0	0- 0	1- 10				
1- 6	0- 0	0- 0	HOME	0- 0	0- 0	1- 6				
0- 4	0- 0	0- 0	AWAY	0- 0	0- 0	0- 4				
0- 0	0- 0	0- 0	NEUTRAL	0- 0	0- 0	0- 0				

RPI S	Opponent	Score	RPI S	Opponent	Score	RPI S	Opponent	Score	RPI S	Opponent	Score	Team's RPI: 342
						57	A Utah	62 89	106	A Pacific	61 75	
						73	N Arizona	54 84	120	H Pepperdine	64 78	
						82	A UC Davis	59 76	130	A Portland St.	43 68	
									153	A New Mexico St.	55 75	
									153	H New Mexico St.	72 83	
									161	H Washington	58 69	
									170	A UC Irvine	60 65	
									224	A UTRGV	56 69	
									224	H UTRGV	70 74	
									235	A Nevada	54 67	
									238	H Northern Ariz.	58 65	
									240	H UMKC	62 86	
									249	A Hawaii	51 67	
									256	H Cal St. Fullerton	54 57	
									261	A California Baptist	83 100	
									265	H CSU Bakersfield	60 70	
									276	A Utah Valley	56 63	
									276	H Utah Valley	55 58	
									315	H Cal Poly	50 60	
									339	H Grand Canyon	73 74	
									349	H Chicago St.	90 54	
LAST 12 Division I GAMES:												
153	H	New Mexico St.	72	83	224	A	UTRGV	56	69			
224	H	UTRGV	70	74	153	A	New Mexico St.	55	75			
276	A	Utah Valley	56	63	276	H	Utah Valley	55	58			
261	A	California Baptist	83	100	339	H	Grand Canyon	73	74			
240	H	UMKC	62	86	265	H	CSU Bakersfield	60	70			
349	H	Chicago St.	90	54	170	A	UC Irvine	60	65			

Non-Div I Games:

Seattle U

■ Loss,
 ■ Non-Conf,
 ■ S Site,
 ■ H Home
 ■ A Away
 N Neutral

Average RPI Win:	194	WON-LOST	WINNING	LAST 10	STRENGTH OF	OPP. STRENGTH	TEAM	ADJ.	CONF.	ADJ CONF.
Average RPI Loss:	69	RECORD	PCT. RANK	GAMES	SCHEDULE	OF SCHEDULE	RPI	RPI	RPI	RPI
DIV. I ONLY	14- 12	150	0- 1	84	79	126	126	6	6	
DIV. I NON-CONF.	8- 3	72	0- 0	264	235	117	117	4	4	
TOTALS	RPI 1-25	RPI 26-50	W-L RECORDS	RPI 51-100	RPI 101-150	RPI 150+				
14- 12	0- 3	1- 4	OVERALL	4- 2	2- 1	7- 2				
11- 4	0- 1	0- 2	HOME	3- 0	2- 0	6- 1				
2- 7	0- 2	1- 1	AWAY	1- 2	0- 1	0- 1				
1- 1	0- 0	0- 1	NEUTRAL	0- 0	0- 0	1- 0				
8- 3	0- 1	0- 2	NON-CONFERENCE	1- 0	0- 0	7- 0				
6- 0	0- 0	0- 0	HOME	0- 0	0- 0	6- 0				
1- 2	0- 1	0- 1	AWAY	1- 0	0- 0	0- 0				
1- 1	0- 0	0- 1	NEUTRAL	0- 0	0- 0	1- 0				
6- 9	0- 2	1- 2	CONFERENCE	3- 2	2- 1	0- 2				
5- 4	0- 1	0- 2	HOME	3- 0	2- 0	0- 1				
1- 5	0- 1	1- 0	AWAY	0- 2	0- 1	0- 1				
0- 0	0- 0	0- 0	NEUTRAL	0- 0	0- 0	0- 0				

RPI	S	Opponent	Score	RPI	S	Opponent	Score	RPI	S	Opponent	Score	RPI	S	Opponent	Score	Team's RPI: 126
6	A	UConn	61 99	26	A	DePaul	84 73	62	A	Butler	59 62	103	H	St. John's (NY)	77 67	
9	A	Marquette	60 96	26	H	DePaul	85 94	62	H	Butler	83 62	112	A	Creighton	71 80	
9	H	Marquette	63 109	38	N	Georgia Tech	73 84	77	A	Princeton	70 66	112	H	Creighton	82 75	
				42	A	UCLA	62 78	94	H	Georgetown	76 63	192	A	Xavier	62 63	
				43	H	Villanova	66 70	100	A	Providence	75 82	192	H	Xavier	76 80	
								100	H	Providence	79 73	263	H	St. Francis Brooklyn	100 77	
												299	H	Kennesaw St.	102 80	
												300	H	UTSA	84 53	
												303	H	Wagner	95 40	
												310	N	UNC Greensboro	71 64	
												327	H	UMass Lowell	90 57	
												335	H	Saint Peter's	90 47	
LAST 12 Division I GAMES:																
		9	H	Marquette	63	109				94	H	Georgetown	76	63		
		26	H	DePaul	85	94				43	H	Villanova	66	70		
		112	A	Creighton	71	80				26	A	DePaul	84	73		
		100	A	Providence	75	82				9	A	Marquette	60	96		
		62	H	Butler	83	62				100	H	Providence	79	73		
		192	H	Xavier	76	80				112	H	Creighton	82	75		

Non-Div I Games:

Seton Hall

Average RPI Win: 284	WON-LOST	WINNING	LAST 10	STRENGTH OF	OPP. STRENGTH	TEAM	ADJ.	CONF.	ADJ CONF.
Average RPI Loss: 193	RECORD	PCT. RANK	GAMES	SCHEDULE	OF SCHEDULE	RPI	RPI	RPI	RPI
DIV. I ONLY	11- 15	219	1- 0	307	286	285	285	26	26
DIV. I NON-CONF.	4- 7	228	1- 0	248	268	280	280	27	27
TOTALS	RPI 1-25	RPI 26-50	W-L RECORDS	RPI 51-100	RPI 101-150	RPI 150+			
11- 15	0- 0	0- 0	OVERALL	0- 4	0- 2	11- 9			
6- 8	0- 0	0- 0	HOME	0- 2	0- 1	6- 5			
4- 6	0- 0	0- 0	AWAY	0- 1	0- 1	4- 4			
1- 1	0- 0	0- 0	NEUTRAL	0- 1	0- 0	1- 0			
4- 7	0- 0	0- 0	NON-CONFERENCE	0- 3	0- 0	4- 4			
2- 4	0- 0	0- 0	HOME	0- 2	0- 0	2- 2			
1- 2	0- 0	0- 0	AWAY	0- 0	0- 0	1- 2			
1- 1	0- 0	0- 0	NEUTRAL	0- 1	0- 0	1- 0			
7- 8	0- 0	0- 0	CONFERENCE	0- 1	0- 2	7- 5			
4- 4	0- 0	0- 0	HOME	0- 0	0- 1	4- 3			
3- 4	0- 0	0- 0	AWAY	0- 1	0- 1	3- 2			
0- 0	0- 0	0- 0	NEUTRAL	0- 0	0- 0	0- 0			

RPI 1-25			RPI 26-50			RPI 51-100				RPI 101+			Team's RPI: 285				
RPI	S	Opponent	Score	RPI	S	Opponent	Score	RPI	S	Opponent	Score	RPI	S	Opponent	Score		
								64	H	Penn	51	58	144	A	Marist	59	88
								65	A	Quinnipiac	31	68	144	H	Marist	58	73
								72	N	Drexel	39	51	188	H	Rider	52	55
								87	H	Harvard	54	73	228	A	Sacred Heart	50	72
													230	A	St. Bonaventure	58	74
													234	H	Massachusetts	64	59
													237	A	Howard	86	81
													246	H	Niagara	67	61
													247	A	Monmouth	77	68
													247	H	Monmouth	54	56
													251	H	Hofstra	50	57
													255	H	Colgate	55	53
													287	A	Manhattan	48	52
													287	H	Manhattan	62	56
													294	A	Fairfield	55	59
													294	H	Fairfield	40	66
													298	H	Fla. Atlantic	66	70
													303	N	Wagner	74	71
													323	A	Iona	66	45
													323	H	Iona	59	47
													335	A	Saint Peter's	84	57
													335	H	Saint Peter's	50	46
LAST 12 Division I GAMES:																	
				303	N	Wagner	74	71					144	H	Marist	58	73
				246	H	Niagara	67	61					294	A	Fairfield	55	59
				294	H	Fairfield	40	66					335	H	Saint Peter's	50	46
				247	H	Monmouth	54	56					65	A	Quinnipiac	31	68
				323	A	Iona	66	45					247	A	Monmouth	77	68
				287	A	Manhattan	48	52					144	A	Marist	59	88

Non-Div I Games:

Siena

South Alabama

Through Games Of Feb. 20, 2019

Average RPI Win:	219	WON-LOST	WINNING	LAST 10	STRENGTH OF	OPP. STRENGTH	TEAM	ADJ.	CONF.	ADJ CONF.
Average RPI Loss:	127	RECORD	PCT. RANK	GAMES	SCHEDULE	OF SCHEDULE	RPI	RPI	RPI	RPI
DIV. I ONLY	17- 5	35	1- 0	272	137	105	105	12	12	
DIV. I NON-CONF.	9- 0	1	1- 0	305	226	58	58	14	14	
TOTALS	RPI 1-25	RPI 26-50	W-L RECORDS	RPI 51-100	RPI 101-150	RPI 150+				
17- 5	0- 0	0- 0	OVERALL	0- 2	4- 1	13- 2				
8- 2	0- 0	0- 0	HOME	0- 1	2- 0	6- 1				
8- 3	0- 0	0- 0	AWAY	0- 1	2- 1	6- 1				
1- 0	0- 0	0- 0	NEUTRAL	0- 0	0- 0	1- 0				
9- 0	0- 0	0- 0	NON-CONFERENCE	0- 0	1- 0	8- 0				
3- 0	0- 0	0- 0	HOME	0- 0	0- 0	3- 0				
5- 0	0- 0	0- 0	AWAY	0- 0	1- 0	4- 0				
1- 0	0- 0	0- 0	NEUTRAL	0- 0	0- 0	1- 0				
8- 5	0- 0	0- 0	CONFERENCE	0- 2	3- 1	5- 2				
5- 2	0- 0	0- 0	HOME	0- 1	2- 0	3- 1				
3- 3	0- 0	0- 0	AWAY	0- 1	1- 1	2- 1				
0- 0	0- 0	0- 0	NEUTRAL	0- 0	0- 0	0- 0				

RPI S	Opponent	Score	RPI S	Opponent	Score	RPI S	Opponent	Score	RPI S	Opponent	Score	Team's RPI: 105
						61	A Little Rock	44 47	107	H Troy	80 77	
						61	H Little Rock	42 65	131	A Georgia St.	68 59	
									131	H Georgia St.	62 59	
									138	A Alabama	72 67	
									143	A Appalachian St.	63 71	
									153	N New Mexico St.	68 67	
									175	A Southern U.	53 49	
									180	A Coastal Caro.	88 78	
									184	A Arkansas St.	58 69	
									184	H Arkansas St.	64 77	
									185	H Southern Miss.	77 68	
									245	H Louisiana	83 60	
									253	H ETSU	81 74	
									257	H Alabama St.	77 65	
									278	A Ga. Southern	69 53	
									278	H Ga. Southern	73 60	
									283	A Central Ark.	58 50	
									295	A Tennessee St.	78 56	
									312	H La.-Monroe	77 49	
									314	A FIU	84 77	
LAST 12 Division I GAMES:												
314	A	FIU	84	77	312	H	La.-Monroe	77	49			
131	H	Georgia St.	62	59	245	H	Louisiana	83	60			
278	H	Ga. Southern	73	60	278	A	Ga. Southern	69	53			
61	A	Little Rock	44	47	131	A	Georgia St.	68	59			
184	A	Arkansas St.	58	69	61	H	Little Rock	42	65			
107	H	Troy	80	77	184	H	Arkansas St.	64	77			

Non-Div I Games: Faulkner 97 40 Spring Hill 75 57

South Alabama

Loss, Non-Conf, S Site, H Home A Away N Neutral

South Carolina

Through Games Of Feb. 20, 2019

Average RPI Win:	133	WON-LOST	WINNING	LAST 10	STRENGTH OF	OPP. STRENGTH	TEAM	ADJ.	CONF.	ADJ CONF.
Average RPI Loss:	12	RECORD	PCT. RANK	GAMES	SCHEDULE	OF SCHEDULE	RPI	RPI	RPI	RPI
DIV. I ONLY	19- 6	41	0- 1	21	22	15	15	5	5	
DIV. I NON-CONF.	8- 5	119	0- 1	16	16	36	36	5	5	
TOTALS	RPI 1-25	RPI 26-50	W-L RECORDS	RPI 51-100	RPI 101-150	RPI 150+				
19- 6	2- 6	2- 0	OVERALL	3- 0	4- 0	8- 0				
11- 2	0- 2	2- 0	HOME	0- 0	4- 0	5- 0				
7- 2	2- 2	0- 0	AWAY	3- 0	0- 0	2- 0				
1- 2	0- 2	0- 0	NEUTRAL	0- 0	0- 0	1- 0				
8- 5	0- 5	1- 0	NON-CONFERENCE	1- 0	2- 0	4- 0				
5- 2	0- 2	1- 0	HOME	0- 0	2- 0	2- 0				
2- 1	0- 1	0- 0	AWAY	1- 0	0- 0	1- 0				
1- 2	0- 2	0- 0	NEUTRAL	0- 0	0- 0	1- 0				
11- 1	2- 1	1- 0	CONFERENCE	2- 0	2- 0	4- 0				
6- 0	0- 0	1- 0	HOME	0- 0	2- 0	3- 0				
5- 1	2- 1	0- 0	AWAY	2- 0	0- 0	1- 0				
0- 0	0- 0	0- 0	NEUTRAL	0- 0	0- 0	0- 0				

RPI	S	Opponent	Score	RPI	S	Opponent	Score	RPI	S	Opponent	Score	RPI	S	Opponent	Score
2	H	Baylor	69 94	28	H	Missouri	79 65	59	A	Purdue	82 73	111	H	Georgia	65 57
6	A	UConn	79 97	41	H	Clemson	69 57	60	A	LSU	76 53	115	H	Dayton	65 55
7	A	Mississippi St.	74 89					81	A	Arkansas	87 79	138	H	Alabama	62 59
16	H	Maryland	61 85									143	H	Appalachian St.	80 50
19	N	Drake	85 90									164	H	Temple	88 60
21	A	Texas A&M	60 57									191	H	Vanderbilt	80 69
22	N	Oregon St.	68 70									206	H	Ole Miss	76 42
23	A	Kentucky	74 70									209	H	Furman	66 53
												218	A	Florida	96 77
												218	H	Florida	71 40
												253	N	ETSU	101 55
												257	A	Alabama St.	94 38
LAST 12 Division I GAMES:															
19	N	Drake	85 90	81	A	Arkansas	87 79								
22	N	Oregon St.	68 70	23	A	Kentucky	74 70								
218	A	Florida	96 77	191	H	Vanderbilt	80 69								
111	H	Georgia	65 57	28	H	Missouri	79 65								
6	A	UConn	79 97	7	A	Mississippi St.	74 89								
206	H	Ole Miss	76 42	60	A	LSU	76 53								

Non-Div I Games:

South Carolina

Loss, Non-Conf, S Site, H Home A Away N Neutral

Average RPI Win:	314	WON-LOST	WINNING	LAST 10	STRENGTH OF	OPP. STRENGTH	TEAM	ADJ.	CONF.	ADJ CONF.
Average RPI Loss:	209	RECORD	PCT. RANK	GAMES	SCHEDULE	OF SCHEDULE	RPI	RPI	RPI	RPI
DIV. I ONLY	11- 13	200	1- 0	349	323	308	308	32	32	
DIV. I NON-CONF.	5- 7	206	1- 0	329	269	289	289	32	32	
TOTALS	RPI 1-25	RPI 26-50	W-L RECORDS	RPI 51-100	RPI 101-150	RPI 150+				
11- 13	0- 0	0- 0	OVERALL	0- 2	0- 1	11- 10				
6- 5	0- 0	0- 0	HOME	0- 0	0- 0	6- 5				
5- 6	0- 0	0- 0	AWAY	0- 2	0- 0	5- 4				
0- 2	0- 0	0- 0	NEUTRAL	0- 0	0- 1	0- 1				
5- 7	0- 0	0- 0	NON-CONFERENCE	0- 2	0- 1	5- 4				
3- 1	0- 0	0- 0	HOME	0- 0	0- 0	3- 1				
2- 4	0- 0	0- 0	AWAY	0- 2	0- 0	2- 2				
0- 2	0- 0	0- 0	NEUTRAL	0- 0	0- 1	0- 1				
6- 6	0- 0	0- 0	CONFERENCE	0- 0	0- 0	6- 6				
3- 4	0- 0	0- 0	HOME	0- 0	0- 0	3- 4				
3- 2	0- 0	0- 0	AWAY	0- 0	0- 0	3- 2				
0- 0	0- 0	0- 0	NEUTRAL	0- 0	0- 0	0- 0				

RPI 1-25				RPI 26-50				RPI 51-100				RPI 101+				Team's RPI: 308	
RPI	S	Opponent	Score	RPI	S	Opponent	Score	RPI	S	Opponent	Score	RPI	S	Opponent	Score		
								73	A	Arizona	32	73	121	N	Wake Forest	44	58
								93	A	Radford	31	61	180	A	Coastal Caro.	44	57
												182	A	UMES	43	63	
												195	H	N.C. A&T	44	58	
												210	N	East Carolina	63	71	
												215	H	UNLV	58	49	
												216	H	Bethune-Cookman	64	69	
												237	H	Howard	72	63	
												270	H	Norfolk St.	50	57	
												281	H	Winthrop	50	58	
												288	A	Col. of Charleston	51	75	
												301	H	Charleston So.	67	58	
												302	A	Morgan St.	51	62	
												302	H	Morgan St.	61	63	
												328	A	Coppin St.	75	59	
												328	H	Coppin St.	60	55	
												330	A	Presbyterian	57	48	
												334	A	Western Caro.	54	39	
												343	A	Delaware St.	63	60	
												344	H	USC Upstate	71	66	
												347	H	Florida A&M	61	48	
												348	A	Savannah St.	71	60	
LAST 12 Division I GAMES:																	
215	H	UNLV	58	49	182	A	UMES	43	63								
347	H	Florida A&M	61	48	348	A	Savannah St.	71	60								
216	H	Bethune-Cookman	64	69	270	H	Norfolk St.	50	57								
328	H	Coppin St.	60	55	237	H	Howard	72	63								
302	H	Morgan St.	61	63	328	A	Coppin St.	75	59								
343	A	Delaware St.	63	60	302	A	Morgan St.	51	62								

Non-Div I Games: Voorhees 88 61 UNKNOWN 67 51

South Carolina St.

Loss, Non-Conf, S Site, H Home A Away N Neutral

Average RPI Win:	189	WON-LOST	WINNING	LAST 10	STRENGTH OF	OPP. STRENGTH	TEAM	ADJ.	CONF.	ADJ CONF.
Average RPI Loss:	81	RECORD	PCT. RANK	GAMES	SCHEDULE	OF SCHEDULE	RPI	RPI	RPI	RPI
DIV. I ONLY	21- 3	11	1- 0	175	119	32	32	19	19	
DIV. I NON-CONF.	10- 2	37	0- 0	49	15	14	14	19	19	
TOTALS	RPI 1-25	RPI 26-50	W-L RECORDS	RPI 51-100	RPI 101-150	RPI 150+				
21- 3	1- 1	2- 0	OVERALL	2- 1	2- 0	14- 1				
8- 0	1- 0	1- 0	HOME	1- 0	0- 0	5- 0				
10- 2	0- 1	1- 0	AWAY	1- 0	1- 0	7- 1				
3- 1	0- 0	0- 0	NEUTRAL	0- 1	1- 0	2- 0				
10- 2	1- 1	1- 0	NON-CONFERENCE	2- 1	2- 0	4- 0				
3- 0	1- 0	0- 0	HOME	1- 0	0- 0	1- 0				
4- 1	0- 1	1- 0	AWAY	1- 0	1- 0	1- 0				
3- 1	0- 0	0- 0	NEUTRAL	0- 1	1- 0	2- 0				
11- 1	0- 0	1- 0	CONFERENCE	0- 0	0- 0	10- 1				
5- 0	0- 0	1- 0	HOME	0- 0	0- 0	4- 0				
6- 1	0- 0	0- 0	AWAY	0- 0	0- 0	6- 1				
0- 0	0- 0	0- 0	NEUTRAL	0- 0	0- 0	0- 0				

RPI 1-25				RPI 26-50				Team's RPI: 32	RPI 51-100				RPI 101+			
RPI	S	Opponent	Score	RPI	S	Opponent	Score		RPI	S	Opponent	Score	RPI	S	Opponent	Score
11	H	Iowa St.	64 59	28	A	Missouri	74 61		54	N	Indiana	60 68	108	N	Loyola Marymount	67 40
19	A	Drake	64 76	33	H	South Dakota St.	105 98		63	H	Green Bay	55 49	112	A	Creighton	77 65
									69	A	Missouri St.	85 74	154	A	Montana	64 41
													171	A	Denver	99 104
													172	A	Oral Roberts	76 72
													172	H	Oral Roberts	75 64
													198	N	Grambling	67 53
													219	A	Western Ill.	83 61
													219	H	Western Ill.	92 49
													244	A	North Dakota	80 50
													250	N	Wichita St.	73 64
													304	H	Incarinate Word	96 43
													317	A	Omaha	80 49
													317	H	Omaha	78 33
													320	A	North Dakota St.	67 41
													332	A	Purdue Fort Wayne	71 49
													332	H	Purdue Fort Wayne	69 51
LAST 12 Division I GAMES:																
219	A	Western Ill.	83 61	317	A	Omaha	80 49									
172	H	Oral Roberts	75 64	172	A	Oral Roberts	76 72									
317	H	Omaha	78 33	332	H	Purdue Fort Wayne	69 51									
332	A	Purdue Fort Wayne	71 49	33	H	South Dakota St.	105 98									
219	H	Western Ill.	92 49	171	A	Denver	99 104									
244	A	North Dakota	80 50	320	A	North Dakota St.	67 41									

Non-Div I Games: St. Mary (NE) 112 52 Bellevue 79 40

South Dakota

Average RPI Win:	203	WON-LOST	WINNING	LAST 10	STRENGTH OF	OPP. STRENGTH	TEAM	ADJ.	CONF.	ADJ CONF.
Average RPI Loss:	22	RECORD	PCT. RANK	GAMES	SCHEDULE	OF SCHEDULE	RPI	RPI	RPI	RPI
DIV. I ONLY	21- 6	34	1- 0	88	127	33	33	19	19	
DIV. I NON-CONF.	8- 5	119	0- 0	6	10	17	17	19	19	
TOTALS	RPI 1-25	RPI 26-50	W-L RECORDS	RPI 51-100	RPI 101-150	RPI 150+				
21- 6	2- 3	0- 3	OVERALL	2- 0	2- 0	15- 0				
11- 1	1- 1	0- 0	HOME	2- 0	1- 0	7- 0				
10- 3	1- 1	0- 2	AWAY	0- 0	1- 0	8- 0				
0- 2	0- 1	0- 1	NEUTRAL	0- 0	0- 0	0- 0				
8- 5	2- 3	0- 2	NON-CONFERENCE	2- 0	2- 0	2- 0				
5- 1	1- 1	0- 0	HOME	2- 0	1- 0	1- 0				
3- 2	1- 1	0- 1	AWAY	0- 0	1- 0	1- 0				
0- 2	0- 1	0- 1	NEUTRAL	0- 0	0- 0	0- 0				
13- 1	0- 0	0- 1	CONFERENCE	0- 0	0- 0	13- 0				
6- 0	0- 0	0- 0	HOME	0- 0	0- 0	6- 0				
7- 1	0- 0	0- 1	AWAY	0- 0	0- 0	7- 0				
0- 0	0- 0	0- 0	NEUTRAL	0- 0	0- 0	0- 0				

RPI 1-25				RPI 26-50				Team's RPI: 33	RPI 51-100				RPI 101+			
RPI	S	Opponent	Score	RPI	S	Opponent	Score		RPI	S	Opponent	Score	RPI	S	Opponent	Score
2	N	Baylor	66 72	32	A	South Dakota	98 105		63	H	Green Bay	77 47	112	H	Creighton	74 48
4	H	Oregon	79 87	39	N	Buffalo	55 61		71	H	FGCU	80 62	149	A	Montana St.	88 67
9	A	Marquette	52 91	44	A	Wyoming	70 77						152	A	Chattanooga	71 54
19	H	Drake	80 71										171	A	Denver	83 67
24	A	Central Mich.	80 71										171	H	Denver	76 59
													172	A	Oral Roberts	74 65
													172	H	Oral Roberts	68 55
													219	A	Western Ill.	93 84
													244	A	North Dakota	66 48
													244	H	North Dakota	81 58
													317	A	Omaha	82 38
													317	H	Omaha	81 47
													320	A	North Dakota St.	88 48
													320	H	North Dakota St.	86 33
													332	A	Purdue Fort Wayne	85 52
													332	H	Purdue Fort Wayne	92 68
													348	H	Savannah St.	97 49
LAST 12 Division I GAMES:																
332	H	Purdue Fort Wayne	92 68	317	H	Omaha	81 47									
320	A	North Dakota St.	88 48	320	H	North Dakota St.	86 33									
317	A	Omaha	82 38	244	A	North Dakota	66 48									
244	H	North Dakota	81 58	172	H	Oral Roberts	68 55									
172	A	Oral Roberts	74 65	171	H	Denver	76 59									
171	A	Denver	83 67	32	A	South Dakota	98 105									

Non-Div I Games:

South Dakota St.

Average RPI Win:	180	WON-LOST	WINNING	LAST 10	STRENGTH OF	OPP. STRENGTH	TEAM	ADJ.	CONF.	ADJ CONF.
Average RPI Loss:	82	RECORD	PCT. RANK	GAMES	SCHEDULE	OF SCHEDULE	RPI	RPI	RPI	RPI
DIV. I ONLY	14- 12	150	1- 0	110	66	134	134	9	9	
DIV. I NON-CONF.	9- 5	104	0- 0	195	21	137	137	9	9	
TOTALS	RPI 1-25	RPI 26-50	W-L RECORDS	RPI 51-100	RPI 101-150	RPI 150+				
14- 12	0- 4	1- 1	OVERALL	1- 3	3- 2	9- 2				
9- 4	0- 1	0- 0	HOME	0- 2	2- 0	7- 1				
4- 4	0- 2	0- 0	AWAY	1- 1	1- 0	2- 1				
1- 4	0- 1	1- 1	NEUTRAL	0- 0	0- 2	0- 0				
9- 5	0- 1	1- 1	NON-CONFERENCE	1- 1	1- 2	6- 0				
7- 0	0- 0	0- 0	HOME	0- 0	1- 0	6- 0				
1- 1	0- 0	0- 0	AWAY	1- 1	0- 0	0- 0				
1- 4	0- 1	1- 1	NEUTRAL	0- 0	0- 2	0- 0				
5- 7	0- 3	0- 0	CONFERENCE	0- 2	2- 0	3- 2				
2- 4	0- 1	0- 0	HOME	0- 2	1- 0	1- 1				
3- 3	0- 2	0- 0	AWAY	0- 0	1- 0	2- 1				
0- 0	0- 0	0- 0	NEUTRAL	0- 0	0- 0	0- 0				

RPI 1-25				RPI 26-50				RPI 51-100				RPI 101+ Team's RPI: 134			
RPI	S	Opponent	Score	RPI	S	Opponent	Score	RPI	S	Opponent	Score	RPI	S	Opponent	Score
6	A	UConn	46 63	29	N	North Carolina	69 71	60	A	LSU	49 78	104	N	Virginia	67 74
18	A	UCF	63 66	42	N	UCLA	60 56	85	H	Cincinnati	56 57	112	N	Creighton	76 83
18	H	UCF	49 62					92	A	Ohio St.	71 47	147	A	Tulane	50 45
23	N	Kentucky	63 85					97	H	Houston	52 54	147	H	Tulane	73 46
												148	H	Oklahoma	87 70
												155	H	Tulsa	59 48
												164	A	Temple	63 53
												193	H	George Washington	63 30
												198	H	Grambling	67 50
												201	H	Memphis	40 47
												210	A	East Carolina	63 50
												216	H	Bethune-Cookman	88 39
												226	A	SMU	44 46
												227	H	Albany (NY)	74 37
												272	H	Vermont	102 55
												309	H	New Hampshire	79 36
LAST 12 Division I GAMES:															
210	A	East Carolina	63 50	226	A	SMU	44 46								
155	H	Tulsa	59 48	201	H	Memphis	40 47								
97	H	Houston	52 54	147	H	Tulane	73 46								
147	A	Tulane	50 45	6	A	UConn	46 63								
18	A	UCF	63 66	18	H	UCF	49 62								
85	H	Cincinnati	56 57	164	A	Temple	63 53								

Non-Div I Games:

South Fla.

■ Loss,
 ■ Non-Conf, S Site,
 ■ Home
 ■ Away
 N Neutral

Average RPI Win:	269	WON-LOST	WINNING	LAST 10	STRENGTH OF	OPP. STRENGTH	TEAM	ADJ.	CONF.	ADJ CONF.
Average RPI Loss:	164	RECORD	PCT. RANK	GAMES	SCHEDULE	OF SCHEDULE	RPI	RPI	RPI	RPI
DIV. I ONLY	10- 13	215	1- 0	221	277	214	214	22	22	
DIV. I NON-CONF.	3- 6	241	0- 0	207	259	219	219	21	21	
TOTALS	RPI 1-25	RPI 26-50	W-L RECORDS	RPI 51-100	RPI 101-150	RPI 150+				
10- 13	0- 1	0- 0	OVERALL	0- 1	1- 3	9- 8				
5- 4	0- 0	0- 0	HOME	0- 0	1- 1	4- 3				
5- 8	0- 1	0- 0	AWAY	0- 1	0- 2	5- 4				
0- 1	0- 0	0- 0	NEUTRAL	0- 0	0- 0	0- 1				
3- 6	0- 1	0- 0	NON-CONFERENCE	0- 0	0- 0	3- 5				
1- 1	0- 0	0- 0	HOME	0- 0	0- 0	1- 1				
2- 4	0- 1	0- 0	AWAY	0- 0	0- 0	2- 3				
0- 1	0- 0	0- 0	NEUTRAL	0- 0	0- 0	0- 1				
7- 7	0- 0	0- 0	CONFERENCE	0- 1	1- 3	6- 3				
4- 3	0- 0	0- 0	HOME	0- 0	1- 1	3- 2				
3- 4	0- 0	0- 0	AWAY	0- 1	0- 2	3- 1				
0- 0	0- 0	0- 0	NEUTRAL	0- 0	0- 0	0- 0				

RPI 1-25			RPI 26-50			RPI 51-100			RPI 101+ Team's RPI: 214		
RPI	S	Opponent	Score	RPI	S	Opponent	Score	RPI	S	Opponent	Score
7	A	Mississippi St.	53 88					58	A	Belmont	57 91
								128	A	UT Martin	50 61
								128	H	UT Martin	73 80
								132	H	Tennessee Tech	62 53
								139	A	Morehead St.	54 82
								159	A	Bradley	79 85
								162	A	Southern Ill.	40 60
								178	N	North Ala.	67 80
								189	H	Indiana St.	51 62
								201	A	Memphis	57 69
								205	H	Jacksonville St.	39 56
								219	H	Western Ill.	81 71
								254	A	SIUE	62 52
								254	H	SIUE	63 58
								260	H	Austin Peay	64 54
								286	H	Murray St.	59 64
								292	A	Eastern Ill.	80 54
								292	H	Eastern Ill.	72 57
								295	A	Tennessee St.	59 62
								321	A	NJIT	68 58
								331	A	Eastern Ky.	52 42
								336	A	Evansville	54 50
LAST 12 Division I GAMES:											
292	A	Eastern Ill.	80 54	292	H	Eastern Ill.	72 57				
128	A	UT Martin	50 61	254	H	SIUE	63 58				
205	H	Jacksonville St.	39 56	331	A	Eastern Ky.	52 42				
132	H	Tennessee Tech	62 53	139	A	Morehead St.	54 82				
295	A	Tennessee St.	59 62	286	H	Murray St.	59 64				
58	A	Belmont	57 91	260	H	Austin Peay	64 54				

Non-Div I Games: Ill.-Springfield 82 46 Harris-Stowe 80 65

Southeast Mo. St.

■ Loss,
 ■ Non-Conf,
 ■ S Site,
 ■ Home
 ■ A Away
 N Neutral

Average RPI Win:	277	WON-LOST	WINNING	LAST 10	STRENGTH OF	OPP. STRENGTH	TEAM	ADJ.	CONF.	ADJ CONF.
Average RPI Loss:	212	RECORD	PCT. RANK	GAMES	SCHEDULE	OF SCHEDULE	RPI	RPI	RPI	RPI
DIV. I ONLY	8- 15	258	0- 1	334	306	307	307	25	25	
DIV. I NON-CONF.	4- 5	190	0- 0	299	326	217	217	23	23	
TOTALS	RPI 1-25	RPI 26-50	W-L RECORDS	RPI 51-100	RPI 101-150	RPI 150+				
8- 15	0- 0	0- 0	OVERALL	0- 3	0- 1	8- 11				
5- 5	0- 0	0- 0	HOME	0- 1	0- 0	5- 4				
3- 10	0- 0	0- 0	AWAY	0- 2	0- 1	3- 7				
0- 0	0- 0	0- 0	NEUTRAL	0- 0	0- 0	0- 0				
4- 5	0- 0	0- 0	NON-CONFERENCE	0- 1	0- 1	4- 3				
1- 1	0- 0	0- 0	HOME	0- 0	0- 0	1- 1				
3- 4	0- 0	0- 0	AWAY	0- 1	0- 1	3- 2				
0- 0	0- 0	0- 0	NEUTRAL	0- 0	0- 0	0- 0				
4- 10	0- 0	0- 0	CONFERENCE	0- 2	0- 0	4- 8				
4- 4	0- 0	0- 0	HOME	0- 1	0- 0	4- 3				
0- 6	0- 0	0- 0	AWAY	0- 1	0- 0	0- 5				
0- 0	0- 0	0- 0	NEUTRAL	0- 0	0- 0	0- 0				

RPI S	Opponent	Score	RPI S	Opponent	Score	RPI S	Opponent	Score	RPI S	Opponent	Score	Team's RPI: 307
						60	A LSU	52 72	138	A Alabama	40 88	
						68	A Lamar University	54 94	165	H Abilene Christian	74 71	
						76	H SFA	51 62	166	A Louisiana Tech	53 72	
									174	H Nicholls St.	66 73	
									179	A Sam Houston St.	63 94	
									185	H Southern Miss.	52 59	
									226	A SMU	63 62	
									252	H A&M-Corpus Christi	56 45	
									283	A Central Ark.	33 75	
									283	H Central Ark.	62 53	
									290	A Jackson St.	50 45	
									296	H New Orleans	58 61	
									297	A Alabama A&M	48 51	
									304	A Incarnate Word	69 76	
									312	H La.-Monroe	49 42	
									318	A McNeese	56 62	
									318	H McNeese	70 75	
									325	A Northwestern St.	47 58	
									337	H Houston Baptist	73 65	
									350	A Alcorn	77 59	
LAST 12 Division I GAMES:												
296	H	New Orleans	58	61	179	A	Sam Houston St.	63	94			
318	H	McNeese	70	75	325	A	Northwestern St.	47	58			
304	A	Incarnate Word	69	76	337	H	Houston Baptist	73	65			
283	A	Central Ark.	33	75	318	A	McNeese	56	62			
252	H	A&M-Corpus Christi	56	45	68	A	Lamar University	54	94			
174	H	Nicholls St.	66	73	165	H	Abilene Christian	74	71			

Non-Div I Games: Mobile 70 57 Xavier (LA) 47 59

Southeastern La.

Loss, Non-Conf, S Site, H Home A Away N Neutral

Average RPI Win:	154	WON-LOST	WINNING	LAST 10	STRENGTH OF	OPP. STRENGTH	TEAM	ADJ.	CONF.	ADJ CONF.
Average RPI Loss:	37	RECORD	PCT. RANK	GAMES	SCHEDULE	OF SCHEDULE	RPI	RPI	RPI	RPI
DIV. I ONLY	15- 10	121	0- 1	47	23	56	56	2	2	
DIV. I NON-CONF.	10- 1	17	0- 0	178	133	28	28	2	2	
TOTALS	RPI 1-25	RPI 26-50	W-L RECORDS	RPI 51-100	RPI 101-150	RPI 150+				
15- 10	0- 6	2- 2	OVERALL	3- 1	2- 1	8- 0				
8- 4	0- 3	1- 1	HOME	1- 0	2- 0	4- 0				
6- 6	0- 3	1- 1	AWAY	2- 1	0- 1	3- 0				
1- 0	0- 0	0- 0	NEUTRAL	0- 0	0- 0	1- 0				
10- 1	0- 1	0- 0	NON-CONFERENCE	2- 0	1- 0	7- 0				
5- 0	0- 0	0- 0	HOME	1- 0	1- 0	3- 0				
4- 1	0- 1	0- 0	AWAY	1- 0	0- 0	3- 0				
1- 0	0- 0	0- 0	NEUTRAL	0- 0	0- 0	1- 0				
5- 9	0- 5	2- 2	CONFERENCE	1- 1	1- 1	1- 0				
3- 4	0- 3	1- 1	HOME	0- 0	1- 0	1- 0				
2- 5	0- 2	1- 1	AWAY	1- 1	0- 1	0- 0				
0- 0	0- 0	0- 0	NEUTRAL	0- 0	0- 0	0- 0				

RPI 1-25				RPI 26-50				RPI 51-100				RPI 101+			
RPI	S	Opponent	Score	RPI	S	Opponent	Score	RPI	S	Opponent	Score	RPI	S	Opponent	Score
4	H	Oregon	53 93	42	A	UCLA	72 67	57	A	Utah	84 80	129	H	Washington St.	81 73
5	A	Stanford	64 72	42	H	UCLA	65 72	73	A	Arizona	68 71	141	A	Colorado	76 81
5	H	Stanford	67 69	47	A	California	59 66	89	H	Fresno St.	62 61	145	H	CSUN	58 42
14	A	Arizona St.	59 68	47	H	California	86 76	90	A	UT Arlington	73 61	161	H	Washington	82 57
21	A	Texas A&M	51 71									167	H	UC Riverside	73 55
22	H	Oregon St.	52 76									169	H	Santa Clara	77 46
												199	N	Utah St.	55 46
												215	A	UNLV	86 72
												235	A	Nevada	72 51
												271	A	Long Beach St.	86 50
												291	H	UC Santa Barbara	82 39
LAST 12 Division I GAMES:															
5	H	Stanford	67 69	14	A	Arizona St.	59 68								
47	H	California	86 76	73	A	Arizona	68 71								
141	A	Colorado	76 81	42	A	UCLA	72 67								
57	A	Utah	84 80	22	H	Oregon St.	52 76								
129	H	Washington St.	81 73	4	H	Oregon	53 93								
161	H	Washington	82 57	47	A	California	59 66								

Non-Div I Games:

Southern California

■ Loss,
 ■ Non-Conf,
 ■ S Site,
 ■ H Home
 ■ A Away
 N Neutral

Average RPI Win:	213	WON-LOST	WINNING	LAST 10	STRENGTH OF	OPP. STRENGTH	TEAM	ADJ.	CONF.	ADJ CONF.
Average RPI Loss:	113	RECORD	PCT. RANK	GAMES	SCHEDULE	OF SCHEDULE	RPI	RPI	RPI	RPI
DIV. I ONLY	11- 12	185	0- 1	83	210	162	162	13	13	
DIV. I NON-CONF.	7- 4	108	0- 0	90	240	76	76	15	15	
TOTALS	RPI 1-25	RPI 26-50	W-L RECORDS	RPI 51-100	RPI 101-150	RPI 150+				
11- 12	0- 2	0- 0	OVERALL	1- 3	2- 2	8- 5				
9- 3	0- 0	0- 0	HOME	1- 1	1- 0	7- 2				
1- 8	0- 1	0- 0	AWAY	0- 2	0- 2	1- 3				
1- 1	0- 1	0- 0	NEUTRAL	0- 0	1- 0	0- 0				
7- 4	0- 1	0- 0	NON-CONFERENCE	1- 0	2- 2	4- 1				
5- 0	0- 0	0- 0	HOME	1- 0	1- 0	3- 0				
1- 3	0- 0	0- 0	AWAY	0- 0	0- 2	1- 1				
1- 1	0- 1	0- 0	NEUTRAL	0- 0	1- 0	0- 0				
4- 8	0- 1	0- 0	CONFERENCE	0- 3	0- 0	4- 4				
4- 3	0- 0	0- 0	HOME	0- 1	0- 0	4- 2				
0- 5	0- 1	0- 0	AWAY	0- 2	0- 0	0- 2				
0- 0	0- 0	0- 0	NEUTRAL	0- 0	0- 0	0- 0				

RPI S	Opponent	Score	RPI S	Opponent	Score	RPI S	Opponent	Score	RPI S	Opponent	Score	Team's RPI: 162
14 N	Arizona St.	38 82				69 A	Missouri St.	51 66	110 N	Hartford	72 50	
19 A	Drake	66 94				69 H	Missouri St.	58 70	124 H	IUPUI	78 73	
						78 A	UNI	53 65	127 A	Western Ky.	76 83	
						96 H	Northern Ill.	82 73	128 A	UT Martin	94 95	
									157 A	Illinois St.	52 60	
									157 H	Illinois St.	66 68	
									159 A	Bradley	53 58	
									159 H	Bradley	62 55	
									187 A	Saint Louis	58 62	
									189 H	Indiana St.	58 61	
									194 H	Marshall	58 49	
									214 H	Southeast Mo. St.	60 40	
									223 H	Loyola Chicago	74 63	
									286 A	Murray St.	65 59	
									292 H	Eastern Ill.	73 59	
									311 H	Valparaiso	87 65	
									336 H	Evansville	67 47	
LAST 12 Division I GAMES:												
157 H	Illinois St.	66 68	311 H	Valparaiso	87 65							
159 H	Bradley	62 55	159 A	Bradley	53 58							
69 H	Missouri St.	58 70	157 A	Illinois St.	52 60							
19 A	Drake	66 94	69 A	Missouri St.	51 66							
78 A	UNI	53 65	189 H	Indiana St.	58 61							
223 H	Loyola Chicago	74 63	336 H	Evansville	67 47							

Non-Div I Games:

Southern Ill.

■ Loss,
 ■ Non-Conf,
 ■ S Site,
 ■ Home
 ■ A Away
 N Neutral

Average RPI Win:	264	WON-LOST	WINNING	LAST 10	STRENGTH OF	OPP. STRENGTH	TEAM	ADJ.	CONF.	ADJ CONF.
Average RPI Loss:	106	RECORD	PCT. RANK	GAMES	SCHEDULE	OF SCHEDULE	RPI	RPI	RPI	RPI
DIV. I ONLY	13- 11	146	1- 0	206	225	185	185	14	14	
DIV. I NON-CONF.	6- 5	143	0- 0	267	323	243	243	18	18	
TOTALS	RPI 1-25	RPI 26-50	W-L RECORDS	RPI 51-100	RPI 101-150	RPI 150+				
13- 11	0- 1	0- 1	OVERALL	0- 3	2- 3	11- 3				
8- 6	0- 1	0- 1	HOME	0- 2	1- 0	7- 2				
5- 5	0- 0	0- 0	AWAY	0- 1	1- 3	4- 1				
0- 0	0- 0	0- 0	NEUTRAL	0- 0	0- 0	0- 0				
6- 5	0- 1	0- 0	NON-CONFERENCE	0- 1	0- 2	6- 1				
5- 3	0- 1	0- 0	HOME	0- 1	0- 0	5- 1				
1- 2	0- 0	0- 0	AWAY	0- 0	0- 2	1- 0				
0- 0	0- 0	0- 0	NEUTRAL	0- 0	0- 0	0- 0				
7- 6	0- 0	0- 1	CONFERENCE	0- 2	2- 1	5- 2				
3- 3	0- 0	0- 1	HOME	0- 1	1- 0	2- 1				
4- 3	0- 0	0- 0	AWAY	0- 1	1- 1	3- 1				
0- 0	0- 0	0- 0	NEUTRAL	0- 0	0- 0	0- 0				

RPI 1-25			RPI 26-50			RPI 51-100			RPI 101+ Team's RPI: 185		
RPI	S	Opponent	Score	RPI	S	Opponent	Score	RPI	S	Opponent	Score
7	H	Mississippi St.	42 86	37	H	Rice	47 58	66	A	Middle Tenn.	49 66
								74	H	Old Dominion	50 53
								97	H	Houston	44 61
								105	A	South Alabama	68 77
								114	A	UAB	60 71
								127	A	Western Ky.	69 56
								135	H	Charlotte	65 54
								147	A	Tulane	54 71
								166	A	Louisiana Tech	85 106
								176	H	North Texas	48 62
								179	H	Sam Houston St.	61 65
								194	A	Marshall	64 52
								198	H	Grambling	68 47
								274	A	UTEP	64 63
								277	H	Samford	76 40
								298	H	Fla. Atlantic	67 45
								300	A	UTSA	70 45
								307	A	Southeastern La.	59 52
								314	H	FIU	71 57
								325	H	Northwestern St.	69 54
								329	H	Mississippi Val.	67 60
								350	H	Alcorn	66 47
LAST 12 Division I GAMES:											
274	A	UTEP	64 63	127	A	Western Ky.	69 56				
300	A	UTSA	70 45	74	H	Old Dominion	50 53				
166	A	Louisiana Tech	85 106	135	H	Charlotte	65 54				
298	H	Fla. Atlantic	67 45	114	A	UAB	60 71				
314	H	FIU	71 57	66	A	Middle Tenn.	49 66				
194	A	Marshall	64 52	176	H	North Texas	48 62				

Non-Div I Games: Blue Mountain (MS) 84 38 William Carey 74 48

Southern Miss.

Loss, Non-Conf, S Site, H Home A Away N Neutral

Average RPI Win:	291	WON-LOST	WINNING	LAST 10	STRENGTH OF	OPP. STRENGTH	TEAM	ADJ.	CONF.	ADJ CONF.
Average RPI Loss:	111	RECORD	PCT. RANK	GAMES	SCHEDULE	OF SCHEDULE	RPI	RPI	RPI	RPI
DIV. I ONLY	10- 10	165	0- 0	219	260	175	175	29	29	
DIV. I NON-CONF.	0- 7	336	0- 0	2	5	168	168	28	28	
TOTALS	RPI 1-25	RPI 26-50	W-L RECORDS	RPI 51-100	RPI 101-150	RPI 150+				
10- 10	0- 3	0- 2	OVERALL	0- 0	0- 2	10- 3				
4- 3	0- 0	0- 0	HOME	0- 0	0- 1	4- 2				
6- 7	0- 3	0- 2	AWAY	0- 0	0- 1	6- 1				
0- 0	0- 0	0- 0	NEUTRAL	0- 0	0- 0	0- 0				
0- 7	0- 3	0- 2	NON-CONFERENCE	0- 0	0- 2	0- 0				
0- 1	0- 0	0- 0	HOME	0- 0	0- 1	0- 0				
0- 6	0- 3	0- 2	AWAY	0- 0	0- 1	0- 0				
0- 0	0- 0	0- 0	NEUTRAL	0- 0	0- 0	0- 0				
10- 3	0- 0	0- 0	CONFERENCE	0- 0	0- 0	10- 3				
4- 2	0- 0	0- 0	HOME	0- 0	0- 0	4- 2				
6- 1	0- 0	0- 0	AWAY	0- 0	0- 0	6- 1				
0- 0	0- 0	0- 0	NEUTRAL	0- 0	0- 0	0- 0				

RPI 1-25				RPI 26-50				RPI 51-100				RPI 101+ Team's RPI: 175			
RPI	S	Opponent	Score	RPI	S	Opponent	Score	RPI	S	Opponent	Score	RPI	S	Opponent	Score
2	A	Baylor	49 94	34	A	TCU	40 69					105	H	South Alabama	49 53
14	A	Arizona St.	47 69	49	A	Michigan	35 76					136	A	Texas Tech	58 76
23	A	Kentucky	41 91									197	H	Prairie View	54 55
												198	A	Grambling	86 81
												198	H	Grambling	71 65
												231	H	Texas Southern	63 61
												257	A	Alabama St.	61 78
												290	A	Jackson St.	76 74
												290	H	Jackson St.	52 59
												297	A	Alabama A&M	54 50
												329	A	Mississippi Val.	67 46
												329	H	Mississippi Val.	74 67
												346	A	Ark.-Pine Bluff	56 45
												346	H	Ark.-Pine Bluff	73 41
												350	A	Alcorn	75 54
LAST 12 Division I GAMES:															
329	A	Mississippi Val.	67 46	297	A	Alabama A&M	54 50								
346	A	Ark.-Pine Bluff	56 45	329	H	Mississippi Val.	74 67								
290	H	Jackson St.	52 59	346	H	Ark.-Pine Bluff	73 41								
198	H	Grambling	71 65	290	A	Jackson St.	76 74								
350	A	Alcorn	75 54	198	A	Grambling	86 81								
257	A	Alabama St.	61 78	231	H	Texas Southern	63 61								

Non-Div I Games: Dillard 61 63 Wiley 89 58 Louisiana Col. 77 53 Millsaps 71 36 Southern U.

Southern Utah

Through Games Of Feb. 20, 2019

Average RPI Win:	218	WON-LOST	WINNING	LAST 10	STRENGTH OF	OPP. STRENGTH	TEAM	ADJ.	CONF.	ADJ CONF.
Average RPI Loss:	156	RECORD	PCT. RANK	GAMES	SCHEDULE	OF SCHEDULE	RPI	RPI	RPI	RPI
DIV. I ONLY	6- 18	297	0- 1	129	243	280	280	16	16	
DIV. I NON-CONF.	3- 6	241	0- 1	37	301	187	187	12	12	
TOTALS	RPI 1-25	RPI 26-50	W-L RECORDS	RPI 51-100	RPI 101-150	RPI 150+				
6- 18	0- 0	1- 0	OVERALL	0- 5	0- 4	5- 9				
5- 7	0- 0	1- 0	HOME	0- 2	0- 2	4- 3				
1- 11	0- 0	0- 0	AWAY	0- 3	0- 2	1- 6				
0- 0	0- 0	0- 0	NEUTRAL	0- 0	0- 0	0- 0				
3- 6	0- 0	1- 0	NON-CONFERENCE	0- 2	0- 0	2- 4				
3- 1	0- 0	1- 0	HOME	0- 0	0- 0	2- 1				
0- 5	0- 0	0- 0	AWAY	0- 2	0- 0	0- 3				
0- 0	0- 0	0- 0	NEUTRAL	0- 0	0- 0	0- 0				
3- 12	0- 0	0- 0	CONFERENCE	0- 3	0- 4	3- 5				
2- 6	0- 0	0- 0	HOME	0- 2	0- 2	2- 2				
1- 6	0- 0	0- 0	AWAY	0- 1	0- 2	1- 3				
0- 0	0- 0	0- 0	NEUTRAL	0- 0	0- 0	0- 0				

RPI S	Opponent	Score	RPI S	Opponent	Score	RPI S	Opponent	Score	RPI S	Opponent	Score	Team's RPI: 280
27	H BYU	67 64	51	A Boise St.	53 88	118	H Northern Colo.	44 71				
			82	A UC Davis	45 68	130	A Portland St.	49 63				
			83	H Idaho	70 82	130	H Portland St.	56 81				
			98	A Idaho St.	47 80	149	A Montana St.	64 69				
			98	H Idaho St.	57 69	154	A Montana	57 79				
						167	A UC Riverside	50 56				
						170	A UC Irvine	58 75				
						171	H Denver	70 71				
						172	A Oral Roberts	59 64				
						186	H Eastern Wash.	73 63				
						236	A Sacramento St.	76 77				
						236	H Sacramento St.	69 75				
						238	A Northern Ariz.	82 76				
						238	H Northern Ariz.	69 78				
						259	H San Diego	69 59				
						276	H Utah Valley	60 59				
						322	A Weber St.	66 67				
						322	H Weber St.	84 79				
LAST 12 Division I GAMES:												
167	A UC Riverside	50 56	186	H Eastern Wash.	73 63							
130	H Portland St.	56 81	238	H Northern Ariz.	69 78							
236	H Sacramento St.	69 75	118	H Northern Colo.	44 71							
98	A Idaho St.	47 80	236	A Sacramento St.	76 77							
322	A Weber St.	66 67	130	A Portland St.	49 63							
83	H Idaho	70 82	238	A Northern Ariz.	82 76							

Non-Div I Games:

Southern Utah

■ Loss,
 ■ Non-Conf,
 ■ S Site,
 ■ Home
 ■ A Away
 N Neutral

Average RPI Win:	246	WON-LOST	WINNING	LAST 10	STRENGTH OF	OPP. STRENGTH	TEAM	ADJ.	CONF.	ADJ CONF.
Average RPI Loss:	143	RECORD	PCT. RANK	GAMES	SCHEDULE	OF SCHEDULE	RPI	RPI	RPI	RPI
DIV. I ONLY	7- 18	284	0- 1	119	215	230	230	17	17	
DIV. I NON-CONF.	3- 10	278	0- 0	112	190	248	248	16	16	
TOTALS	RPI 1-25	RPI 26-50	W-L RECORDS	RPI 51-100	RPI 101-150	RPI 150+				
7- 18	0- 0	0- 3	OVERALL	0- 2	0- 5	7- 8				
3- 8	0- 0	0- 1	HOME	0- 2	0- 2	3- 3				
4- 9	0- 0	0- 1	AWAY	0- 0	0- 3	4- 5				
0- 1	0- 0	0- 1	NEUTRAL	0- 0	0- 0	0- 0				
3- 10	0- 0	0- 3	NON-CONFERENCE	0- 1	0- 2	3- 4				
2- 3	0- 0	0- 1	HOME	0- 1	0- 0	2- 1				
1- 6	0- 0	0- 1	AWAY	0- 0	0- 2	1- 3				
0- 1	0- 0	0- 1	NEUTRAL	0- 0	0- 0	0- 0				
4- 8	0- 0	0- 0	CONFERENCE	0- 1	0- 3	4- 4				
1- 5	0- 0	0- 0	HOME	0- 1	0- 2	1- 2				
3- 3	0- 0	0- 0	AWAY	0- 0	0- 1	3- 2				
0- 0	0- 0	0- 0	NEUTRAL	0- 0	0- 0	0- 0				

RPI S	Opponent	Score	RPI S	Opponent	Score	RPI S	Opponent	Score	RPI S	Opponent	Score	Team's RPI: 230
35	N Ohio	53 70	80	H Kent St.	64 76	111	A Georgia	40 67				
39	A Buffalo	43 90	95	H VCU	50 59	115	H Dayton	49 62				
48	H Bucknell	46 77				122	H Fordham	44 53				
						137	A Penn St.	65 80				
						142	A Davidson	55 67				
						151	H Duquesne	54 60				
						158	A Akron	58 67				
						171	A Denver	62 76				
						187	H Saint Louis	45 62				
						221	A George Mason	68 57				
						221	H George Mason	64 55				
						225	A Cornell	44 58				
						234	A Massachusetts	64 63				
						239	A Rhode Island	84 68				
						242	A Saint Joseph's	41 66				
						246	A Niagara	76 48				
						251	H Hofstra	59 67				
						262	A Richmond	49 57				
						279	H Canisius	100 94				
						285	H Siena	74 58				
LAST 12 Division I GAMES:												
122	H Fordham	44 53	234	A Massachusetts	64 63							
262	A Richmond	49 57	187	H Saint Louis	45 62							
142	A Davidson	55 67	115	H Dayton	49 62							
95	H VCU	50 59	242	A Saint Joseph's	41 66							
221	H George Mason	64 55	221	A George Mason	68 57							
239	A Rhode Island	84 68	151	H Duquesne	54 60							

Non-Div I Games:

St. Bonaventure

Average RPI Win:	297	WON-LOST	WINNING	LAST 10	STRENGTH OF	OPP. STRENGTH	TEAM	ADJ.	CONF.	ADJ CONF.
Average RPI Loss:	213	RECORD	PCT. RANK	GAMES	SCHEDULE	OF SCHEDULE	RPI	RPI	RPI	RPI
DIV. I ONLY	14- 10	130	1- 0	346	343	263	263	31	31	
DIV. I NON-CONF.	5- 6	177	0- 0	315	313	272	272	31	31	
TOTALS	RPI 1-25	RPI 26-50	W-L RECORDS	RPI 51-100	RPI 101-150	RPI 150+				
14- 10	0- 0	0- 0	OVERALL	0- 1	1- 2	13- 7				
7- 4	0- 0	0- 0	HOME	0- 1	0- 0	7- 3				
6- 5	0- 0	0- 0	AWAY	0- 0	1- 2	5- 3				
1- 1	0- 0	0- 0	NEUTRAL	0- 0	0- 0	1- 1				
5- 6	0- 0	0- 0	NON-CONFERENCE	0- 1	1- 2	4- 3				
2- 2	0- 0	0- 0	HOME	0- 1	0- 0	2- 1				
2- 3	0- 0	0- 0	AWAY	0- 0	1- 2	1- 1				
1- 1	0- 0	0- 0	NEUTRAL	0- 0	0- 0	1- 1				
9- 4	0- 0	0- 0	CONFERENCE	0- 0	0- 0	9- 4				
5- 2	0- 0	0- 0	HOME	0- 0	0- 0	5- 2				
4- 2	0- 0	0- 0	AWAY	0- 0	0- 0	4- 2				
0- 0	0- 0	0- 0	NEUTRAL	0- 0	0- 0	0- 0				

RPI 1-25			RPI 26-50			RPI 51-100			RPI 101+			Team's RPI: 263
RPI	S	Opponent	Score	RPI	S	Opponent	Score	RPI	S	Opponent	Score	
						77 H Princeton	64 83	126 A Seton Hall		77 100		
								139 A Morehead St.		101 94		
								150 A Stony Brook		67 74		
								203 H Robert Morris		56 75		
								212 H Saint Francis (PA)		78 65		
								227 H Albany (NY)		60 67		
								228 A Sacred Heart		56 53		
								228 H Sacred Heart		66 68		
								241 A Mt. St. Mary's		75 78		
								267 A Army West Point		57 69		
								287 H Manhattan		73 65		
								289 A Loyola Maryland		75 70		
								303 A Wagner		85 87		
								303 H Wagner		76 61		
								311 N Valparaiso		76 78		
								313 H Central Conn. St.		70 58		
								316 A Bryant		60 55		
								335 H Saint Peter's		74 70		
								345 A Fairleigh Dickinson		64 53		
								345 H Fairleigh Dickinson		73 61		
								349 N Chicago St.		110 73		
								351 A LIU Brooklyn		79 67		
								351 H LIU Brooklyn		87 64		
LAST 12 Division I GAMES:												
313	H	Central Conn. St.	70 58	345	A	Fairleigh Dickinson	64 53					
351	H	LIU Brooklyn	87 64	351	A	LIU Brooklyn	79 67					
303	A	Wagner	85 87	228	H	Sacred Heart	66 68					
345	H	Fairleigh Dickinson	73 61	212	H	Saint Francis (PA)	78 65					
228	A	Sacred Heart	56 53	203	H	Robert Morris	56 75					
241	A	Mt. St. Mary's	75 78	316	A	Bryant	60 55					

Non-Div I Games: Mercy 102 51

St. Francis Brooklyn

Loss, Non-Conf, S Site, H Home A Away N Neutral

Average RPI Win:	176	WON-LOST	WINNING	LAST 10	STRENGTH OF	OPP. STRENGTH	TEAM	ADJ.	CONF.	ADJ CONF.
Average RPI Loss:	58	RECORD	PCT. RANK	GAMES	SCHEDULE	OF SCHEDULE	RPI	RPI	RPI	RPI
DIV. I ONLY	13- 13	165	0- 1	61	49	103	103	6	6	
DIV. I NON-CONF.	7- 4	108	0- 0	183	48	97	97	4	4	
TOTALS	RPI 1-25	RPI 26-50	W-L RECORDS	RPI 51-100	RPI 101-150	RPI 150+				
13- 13	1- 3	0- 4	OVERALL	4- 3	1- 3	7- 0				
5- 6	1- 1	0- 2	HOME	2- 2	0- 1	2- 0				
6- 6	0- 1	0- 2	AWAY	1- 1	1- 2	4- 0				
2- 1	0- 1	0- 0	NEUTRAL	1- 0	0- 0	1- 0				
7- 4	0- 2	0- 1	NON-CONFERENCE	2- 0	0- 1	5- 0				
2- 1	0- 1	0- 0	HOME	1- 0	0- 0	1- 0				
3- 2	0- 0	0- 1	AWAY	0- 0	0- 1	3- 0				
2- 1	0- 1	0- 0	NEUTRAL	1- 0	0- 0	1- 0				
6- 9	1- 1	0- 3	CONFERENCE	2- 3	1- 2	2- 0				
3- 5	1- 0	0- 2	HOME	1- 2	0- 1	1- 0				
3- 4	0- 1	0- 1	AWAY	1- 1	1- 1	1- 0				
0- 0	0- 0	0- 0	NEUTRAL	0- 0	0- 0	0- 0				

RPI 1-25				RPI 26-50				RPI 51-100				RPI 101+ Team's RPI: 103			
RPI	S	Opponent	Score	RPI	S	Opponent	Score	RPI	S	Opponent	Score	RPI	S	Opponent	Score
6	N	UConn	55 65	26	A	DePaul	64 73	59	N	Purdue	68 62	112	A	Creighton	51 45
9	A	Marquette	73 83	26	H	DePaul	62 70	62	A	Butler	45 66	112	H	Creighton	63 65
9	H	Marquette	81 74	36	A	James Madison	51 64	62	H	Butler	68 73	121	A	Wake Forest	59 64
20	H	Florida St.	53 57	43	H	Villanova	57 73	94	H	Georgetown	59 51	126	A	Seton Hall	67 77
								99	H	Yale	56 52	192	A	Xavier	76 57
								100	A	Providence	60 57	192	H	Xavier	70 41
								100	H	Providence	66 67	206	N	Ole Miss	64 59
												267	A	Army West Point	60 49
												293	A	La Salle	83 57
												323	A	Iona	61 35
												343	H	Delaware St.	82 44
LAST 12 Division I GAMES:															
26	H	DePaul	62 70	43	H	Villanova	57 73	94	H	Georgetown	59 51				
9	H	Marquette	81 74					9	A	Marquette	73 83				
100	A	Providence	60 57					26	A	DePaul	64 73				
112	A	Creighton	51 45					112	H	Creighton	63 65				
192	H	Xavier	70 41					100	H	Providence	66 67				
62	H	Butler	68 73												

Non-Div I Games:

St. John's (NY)

■ Loss,
■ Non-Conf,
■ S Site,
■ H Home
■ A Away
N Neutral

Stanford

Through Games Of Feb. 20, 2019

Average RPI Win:	87	WON-LOST	WINNING	LAST 10	STRENGTH OF	OPP. STRENGTH	TEAM	ADJ.	CONF.	ADJ CONF.
Average RPI Loss:	30	RECORD	PCT. RANK	GAMES	SCHEDULE	OF SCHEDULE	RPI	RPI	RPI	RPI
DIV. I ONLY	21- 4	16	1- 0	2	18	5	5	2	2	
DIV. I NON-CONF.	10- 1	17	0- 0	7	50	2	2	2	2	
TOTALS	RPI 1-25	RPI 26-50	W-L RECORDS	RPI 51-100	RPI 101-150	RPI 150+				
21- 4	3- 2	5- 1	OVERALL	7- 1	3- 0	3- 0				
11- 1	2- 1	2- 0	HOME	3- 0	2- 0	2- 0				
8- 3	1- 1	3- 1	AWAY	2- 1	1- 0	1- 0				
2- 0	0- 0	0- 0	NEUTRAL	2- 0	0- 0	0- 0				
10- 1	1- 1	2- 0	NON-CONFERENCE	4- 0	1- 0	2- 0				
5- 0	1- 0	0- 0	HOME	2- 0	1- 0	1- 0				
3- 1	0- 1	2- 0	AWAY	0- 0	0- 0	1- 0				
2- 0	0- 0	0- 0	NEUTRAL	2- 0	0- 0	0- 0				
11- 3	2- 1	3- 1	CONFERENCE	3- 1	2- 0	1- 0				
6- 1	1- 1	2- 0	HOME	1- 0	1- 0	1- 0				
5- 2	1- 0	1- 1	AWAY	2- 1	1- 0	0- 0				
0- 0	0- 0	0- 0	NEUTRAL	0- 0	0- 0	0- 0				

RPI	S	Opponent	Score	RPI	S	Opponent	Score	RPI	S	Opponent	Score	RPI	S	Opponent	Score
2	H	Baylor	68 63	39	A	Buffalo	62 55	56	A	Southern California	69 67	129	H	Washington St.	85 64
4	H	Oregon	48 88	40	A	Tennessee	95 85	56	H	Southern California	72 64	141	A	Colorado	80 69
13	A	Gonzaga	73 79	42	A	UCLA	65 51	57	A	Utah	68 75	145	H	CSUN	69 43
14	A	Arizona St.	72 65	42	H	UCLA	86 80	71	N	FGCU	88 65	161	H	Washington	91 54
22	H	Oregon St.	61 44	47	A	California	80 81	73	A	Arizona	78 48	243	H	San Francisco	96 62
				47	H	California	75 50	82	H	UC Davis	71 43	249	A	Hawaii	81 59
								83	H	Idaho	115 71				
								84	N	American	71 49				
LAST 12 Division I GAMES:															
				56	A	Southern California	69 67	57	A	Utah	68 75				
				42	A	UCLA	65 51	141	A	Colorado	80 69				
				4	H	Oregon	48 88	129	H	Washington St.	85 64				
				22	H	Oregon St.	61 44	161	H	Washington	91 54				
				47	H	California	75 50	73	A	Arizona	78 48				
				47	A	California	80 81	14	A	Arizona St.	72 65				

Non-Div I Games:

Stanford

■ Loss,
 ■ Non-Conf,
 ■ S Site,
 ■ Home
 ■ A Away
 N Neutral

Average RPI Win: 282	WON-LOST	WINNING	LAST 10	STRENGTH OF	OPP. STRENGTH	TEAM	ADJ.	CONF.	ADJ CONF.
Average RPI Loss: 120	RECORD	PCT. RANK	GAMES	SCHEDULE	OF SCHEDULE	RPI	RPI	RPI	RPI
DIV. I ONLY	12- 12	165	1- 0	243	220	206	206	24	24
DIV. I NON-CONF.	3- 9	271	0- 0	138	136	275	275	26	26
TOTALS	RPI 1-25	RPI 26-50	W-L RECORDS	RPI 51-100	RPI 101-150	RPI 150+			
12- 12	0- 1	0- 2	OVERALL	0- 3	0- 2	12- 4			
8- 3	0- 1	0- 0	HOME	0- 2	0- 0	8- 0			
4- 6	0- 0	0- 2	AWAY	0- 0	0- 1	4- 3			
0- 3	0- 0	0- 0	NEUTRAL	0- 1	0- 1	0- 1			
3- 9	0- 1	0- 2	NON-CONFERENCE	0- 2	0- 2	3- 2			
3- 2	0- 1	0- 0	HOME	0- 1	0- 0	3- 0			
0- 4	0- 0	0- 2	AWAY	0- 0	0- 1	0- 1			
0- 3	0- 0	0- 0	NEUTRAL	0- 1	0- 1	0- 1			
9- 3	0- 0	0- 0	CONFERENCE	0- 1	0- 0	9- 2			
5- 1	0- 0	0- 0	HOME	0- 1	0- 0	5- 0			
4- 2	0- 0	0- 0	AWAY	0- 0	0- 0	4- 2			
0- 0	0- 0	0- 0	NEUTRAL	0- 0	0- 0	0- 0			

RPI 1-25				RPI 26-50				RPI 51-100				RPI 101+ Team's RPI: 206			
RPI	S	Opponent	Score	RPI	S	Opponent	Score	RPI	S	Opponent	Score	RPI	S	Opponent	Score
18	H	UCF	55 78	30	A	Texas	46 65	64	H	Penn	53 75	138	A	Alabama	47 59
				40	A	Tennessee	55 65	71	H	FGCU	40 73	144	N	Marist	69 76
								75	N	Wright St.	44 57	155	A	Tulsa	54 55
												178	A	North Ala.	55 71
												213	A	Liberty	68 56
												213	H	Liberty	69 52
												229	A	Jacksonville	69 56
												229	H	Jacksonville	54 46
												244	H	North Dakota	74 63
												251	N	Hofstra	50 53
												273	A	North Florida	57 71
												299	H	Kennesaw St.	76 69
												320	H	North Dakota St.	60 59
												321	A	NJIT	56 47
												321	H	NJIT	74 48
												324	A	Lipscomb	80 65
												324	H	Lipscomb	76 49
												347	H	Florida A&M	69 44
LAST 12 Division I GAMES:															
321	A	NJIT	56 47	324	H	Lipscomb	76 49								
71	H	FGCU	40 73	321	H	NJIT	74 48								
229	H	Jacksonville	54 46	178	A	North Ala.	55 71								
213	A	Liberty	68 56	273	A	North Florida	57 71								
299	H	Kennesaw St.	76 69	324	A	Lipscomb	80 65								
229	A	Jacksonville	69 56	213	H	Liberty	69 52								

Non-Div I Games: Central St. (OH) 81 51 Webber Int'l 80 52

Stetson

■ Loss,
 ■ Non-Conf,
 ■ S Site,
 ■ Home
 ■ Away
 N Neutral

Average RPI Win:	276	WON-LOST	WINNING	LAST 10	STRENGTH OF	OPP. STRENGTH	TEAM	ADJ.	CONF.	ADJ CONF.
Average RPI Loss:	104	RECORD	PCT. RANK	GAMES	SCHEDULE	OF SCHEDULE	RPI	RPI	RPI	RPI
DIV. I ONLY	19- 6	41	1- 0	323	252	150	150	23	23	
DIV. I NON-CONF.	10- 2	37	0- 0	304	255	95	95	25	25	
TOTALS	RPI 1-25	RPI 26-50	W-L RECORDS	RPI 51-100	RPI 101-150	RPI 150+				
19- 6	0- 1	0- 0	OVERALL	0- 2	1- 2	18- 1				
10- 3	0- 0	0- 0	HOME	0- 1	0- 1	10- 1				
9- 3	0- 1	0- 0	AWAY	0- 1	1- 1	8- 0				
0- 0	0- 0	0- 0	NEUTRAL	0- 0	0- 0	0- 0				
10- 2	0- 1	0- 0	NON-CONFERENCE	0- 1	1- 0	9- 0				
6- 0	0- 0	0- 0	HOME	0- 0	0- 0	6- 0				
4- 2	0- 1	0- 0	AWAY	0- 1	1- 0	3- 0				
0- 0	0- 0	0- 0	NEUTRAL	0- 0	0- 0	0- 0				
9- 4	0- 0	0- 0	CONFERENCE	0- 1	0- 2	9- 1				
4- 3	0- 0	0- 0	HOME	0- 1	0- 1	4- 1				
5- 1	0- 0	0- 0	AWAY	0- 0	0- 1	5- 0				
0- 0	0- 0	0- 0	NEUTRAL	0- 0	0- 0	0- 0				

RPI 1-25				RPI 26-50				RPI 51-100				RPI 101+ Team's RPI: 150			
RPI	S	Opponent	Score	RPI	S	Opponent	Score	RPI	S	Opponent	Score	RPI	S	Opponent	Score
25	A	Rutgers	47 61					70	H	Maine	54 68	110	A	Hartford	62 73
								79	A	Toledo	48 80	110	H	Hartford	36 64
												137	A	Penn St.	81 70
												225	H	Cornell	63 61
												227	A	Albany (NY)	68 52
												227	H	Albany (NY)	49 54
												228	A	Sacred Heart	73 58
												251	H	Hofstra	77 49
												258	A	Binghamton	65 56
												258	H	Binghamton	68 53
												263	H	St. Francis Brooklyn	74 67
												272	A	Vermont	67 61
												278	H	Ga. Southern	72 43
												287	A	Manhattan	79 48
												303	H	Wagner	70 45
												309	A	New Hampshire	82 63
												309	H	New Hampshire	67 37
												319	H	UMBC	57 44
												323	A	Iona	53 51
												327	A	UMass Lowell	64 47
												327	H	UMass Lowell	76 56
												345	H	Fairleigh Dickinson	63 49
LAST 12 Division I GAMES:															
227	A	Albany (NY)	68 52	272	A	Vermont	67 61								
309	H	New Hampshire	67 37	227	H	Albany (NY)	49 54								
327	A	UMass Lowell	64 47	70	H	Maine	54 68								
258	H	Binghamton	68 53	309	A	New Hampshire	82 63								
110	A	Hartford	62 73	258	A	Binghamton	65 56								
319	H	UMBC	57 44	327	H	UMass Lowell	76 56								

Non-Div I Games: SUNY New Paltz 87 50

Stony Brook

■ Loss,
 ■ Non-Conf,
 ■ S Site,
 ■ Home
 ■ A Away
 N Neutral

Average RPI Win:	98	WON-LOST	WINNING	LAST 10	STRENGTH OF	OPP. STRENGTH	TEAM	ADJ.	CONF.	ADJ CONF.
Average RPI Loss:	29	RECORD	PCT. RANK	GAMES	SCHEDULE	OF SCHEDULE	RPI	RPI	RPI	RPI
DIV. I ONLY	19- 6	41	1- 0	3	21	12	12	1	1	
DIV. I NON-CONF.	11- 2	32	0- 0	9	68	5	5	1	1	
TOTALS	RPI 1-25	RPI 26-50	W-L RECORDS	RPI 51-100	RPI 101-150	RPI 150+				
19- 6	2- 4	5- 1	OVERALL	3- 0	5- 1	4- 0				
10- 2	1- 2	2- 0	HOME	0- 0	4- 0	3- 0				
4- 4	0- 2	1- 1	AWAY	2- 0	1- 1	0- 0				
5- 0	1- 0	2- 0	NEUTRAL	1- 0	0- 0	1- 0				
11- 2	2- 1	3- 0	NON-CONFERENCE	1- 0	1- 1	4- 0				
6- 0	1- 0	1- 0	HOME	0- 0	1- 0	3- 0				
0- 2	0- 1	0- 0	AWAY	0- 0	0- 1	0- 0				
5- 0	1- 0	2- 0	NEUTRAL	1- 0	0- 0	1- 0				
8- 4	0- 3	2- 1	CONFERENCE	2- 0	4- 0	0- 0				
4- 2	0- 2	1- 0	HOME	0- 0	3- 0	0- 0				
4- 2	0- 1	1- 1	AWAY	2- 0	1- 0	0- 0				
0- 0	0- 0	0- 0	NEUTRAL	0- 0	0- 0	0- 0				

RPI	S	Opponent	Score	RPI	S	Opponent	Score	RPI	S	Opponent	Score	RPI	S	Opponent	Score
3	A	Louisville	51 76	26	N	DePaul	83 81	67	A	Virginia Tech	75 73	102	A	Minnesota	68 72
4	A	Oregon	73 75	29	H	North Carolina	90 77	77	N	Princeton	92 61	104	H	Virginia	72 68
10	H	NC State	73 77	38	A	Georgia Tech	55 65	91	A	Duke	64 55	116	H	Towson	98 55
17	H	Miami (FL)	71 84	41	A	Clemson	84 75					117	H	Boston College	96 69
18	N	UCF	57 52	46	N	Kansas St.	70 61					121	H	Wake Forest	77 57
21	H	Texas A&M	75 65	48	H	Bucknell	70 56					123	A	Pittsburgh	82 50
												151	N	Duquesne	87 71
												182	H	UMES	96 51
												244	H	North Dakota	85 49
												246	H	Niagara	94 45
LAST 12 Division I GAMES:															
121	H	Wake Forest	77 57	17	H	Miami (FL)	71 84								
10	H	NC State	73 77	38	A	Georgia Tech	55 65								
117	H	Boston College	96 69	123	A	Pittsburgh	82 50								
3	A	Louisville	51 76	29	H	North Carolina	90 77								
104	H	Virginia	72 68	67	A	Virginia Tech	75 73								
91	A	Duke	64 55	41	A	Clemson	84 75								

Non-Div I Games:

Syracuse

■ Loss,
■ Non-Conf,
■ S Site,
■ H Home
■ A Away
N Neutral

Average RPI Win:	168	WON-LOST	WINNING	LAST 10	STRENGTH OF	OPP. STRENGTH	TEAM	ADJ.	CONF.	ADJ CONF.
Average RPI Loss:	34	RECORD	PCT. RANK	GAMES	SCHEDULE	OF SCHEDULE	RPI	RPI	RPI	RPI
DIV. I ONLY	18- 7	63	0- 1	64	58	34	34	3	3	
DIV. I NON-CONF.	10- 1	17	0- 0	286	252	81	81	3	3	
TOTALS	RPI 1-25	RPI 26-50	W-L RECORDS	RPI 51-100	RPI 101-150	RPI 150+				
18- 7	1- 3	2- 3	OVERALL	0- 0	6- 1	9- 0				
14- 1	1- 1	1- 0	HOME	0- 0	5- 0	7- 0				
4- 5	0- 2	1- 2	AWAY	0- 0	1- 1	2- 0				
0- 1	0- 0	0- 1	NEUTRAL	0- 0	0- 0	0- 0				
10- 1	0- 0	0- 1	NON-CONFERENCE	0- 0	1- 0	9- 0				
8- 0	0- 0	0- 0	HOME	0- 0	1- 0	7- 0				
2- 0	0- 0	0- 0	AWAY	0- 0	0- 0	2- 0				
0- 1	0- 0	0- 1	NEUTRAL	0- 0	0- 0	0- 0				
8- 6	1- 3	2- 2	CONFERENCE	0- 0	5- 1	0- 0				
6- 1	1- 1	1- 0	HOME	0- 0	4- 0	0- 0				
2- 5	0- 2	1- 2	AWAY	0- 0	1- 1	0- 0				
0- 0	0- 0	0- 0	NEUTRAL	0- 0	0- 0	0- 0				

RPI	S	Opponent	Score	RPI	S	Opponent	Score	RPI	S	Opponent	Score	RPI	S	Opponent	Score
2	A	Baylor	71 89	27	N	BYU	58 61					119	A	Oklahoma St.	71 75
2	H	Baylor	55 79	30	A	Texas	67 73					119	H	Oklahoma St.	69 55
11	A	Iowa St.	54 92	46	A	Kansas St.	61 47					133	H	Kansas	58 53
11	H	Iowa St.	76 69	50	A	West Virginia	65 79					136	A	Texas Tech	70 63
				50	H	West Virginia	62 48					136	H	Texas Tech	78 70
												148	H	Oklahoma	86 71
												149	H	Montana St.	71 49
												151	H	Duquesne	61 48
												175	H	Southern U.	69 40
												179	H	Sam Houston St.	72 59
												206	A	Ole Miss	55 50
												208	A	San Diego St.	81 64
												226	H	SMU	65 63
												267	H	Army West Point	63 38
												329	H	Mississippi Val.	96 47
												350	H	Alcorn	88 31
LAST 12 Division I GAMES:															
50	A	West Virginia	65 79	133	H	Kansas	58 53								
11	H	Iowa St.	76 69	148	H	Oklahoma	86 71								
2	A	Baylor	71 89	30	A	Texas	67 73								
136	A	Texas Tech	70 63	136	H	Texas Tech	78 70								
119	H	Oklahoma St.	69 55	2	H	Baylor	55 79								
46	A	Kansas St.	61 47	11	A	Iowa St.	54 92								

Non-Div I Games:

TCU

Average RPI Win:	222	WON-LOST	WINNING	LAST 10	STRENGTH OF	OPP. STRENGTH	TEAM	ADJ.	CONF.	ADJ CONF.
Average RPI Loss:	91	RECORD	PCT. RANK	GAMES	SCHEDULE	OF SCHEDULE	RPI	RPI	RPI	RPI
DIV. I ONLY	9- 16	252	0- 1	74	89	164	164	9	9	
DIV. I NON-CONF.	4- 9	252	0- 0	142	98	207	207	9	9	
TOTALS	RPI 1-25	RPI 26-50	W-L RECORDS	RPI 51-100	RPI 101-150	RPI 150+				
9- 16	0- 4	0- 2	OVERALL	2- 4	0- 3	7- 3				
6- 3	0- 1	0- 0	HOME	2- 0	0- 2	4- 0				
3- 12	0- 3	0- 2	AWAY	0- 3	0- 1	3- 3				
0- 1	0- 0	0- 0	NEUTRAL	0- 1	0- 0	0- 0				
4- 9	0- 2	0- 2	NON-CONFERENCE	0- 2	0- 1	4- 2				
3- 0	0- 0	0- 0	HOME	0- 0	0- 0	3- 0				
1- 8	0- 2	0- 2	AWAY	0- 1	0- 1	1- 2				
0- 1	0- 0	0- 0	NEUTRAL	0- 1	0- 0	0- 0				
5- 7	0- 2	0- 0	CONFERENCE	2- 2	0- 2	3- 1				
3- 3	0- 1	0- 0	HOME	2- 0	0- 2	1- 0				
2- 4	0- 1	0- 0	AWAY	0- 2	0- 0	2- 1				
0- 0	0- 0	0- 0	NEUTRAL	0- 0	0- 0	0- 0				

RPI 1-25				RPI 26-50				RPI 51-100				RPI 101+ Team's RPI: 164			
RPI	S	Opponent	Score	RPI	S	Opponent	Score	RPI	S	Opponent	Score	RPI	S	Opponent	Score
6	A	UConn	74 109	26	A	DePaul	88 102	64	A	Penn	62 71	134	H	South Fla.	53 63
6	H	UConn	67 88	43	A	Villanova	68 76	85	A	Cincinnati	52 72	144	A	Marist	68 74
15	A	South Carolina	60 88					85	H	Cincinnati	78 70	147	H	Tulane	57 66
17	A	Miami (FL)	61 73					93	N	Radford	50 56	151	A	Duquesne	53 54
								97	A	Houston	65 78	155	A	Tulsa	75 61
								97	H	Houston	76 65	206	A	Ole Miss	55 62
												210	H	East Carolina	84 62
												226	A	SMU	52 53
												242	A	Saint Joseph's	58 52
												250	A	Wichita St.	65 40
												293	H	La Salle	75 47
												323	H	Iona	59 39
												343	H	Delaware St.	75 61
LAST 12 Division I GAMES:															
226	A	SMU	52 53	210	H	East Carolina	84 62	64	A	Penn	62 71				
85	H	Cincinnati	78 70	6	H	UConn	67 88	85	A	Cincinnati	52 72				
6	A	UConn	74 109	97	H	Houston	76 65	97	A	Houston	65 78				
250	A	Wichita St.	65 40	155	A	Tulsa	75 61	147	H	Tulane	57 66				

Non-Div I Games:

Temple

Tennessee

Through Games Of Feb. 20, 2019

Average RPI Win:	151	WON-LOST	WINNING	LAST 10	STRENGTH OF	OPP. STRENGTH	TEAM	ADJ.	CONF.	ADJ CONF.
Average RPI Loss:	49	RECORD	PCT. RANK	GAMES	SCHEDULE	OF SCHEDULE	RPI	RPI	RPI	RPI
DIV. I ONLY	17- 8	78	1- 0	30	61	40	40	5	5	
DIV. I NON-CONF.	11- 2	32	1- 0	58	82	30	30	5	5	
TOTALS	RPI 1-25	RPI 26-50	W-L RECORDS	RPI 51-100	RPI 101-150	RPI 150+				
17- 8	0- 4	3- 1	OVERALL	4- 1	2- 2	8- 0				
10- 5	0- 3	0- 1	HOME	3- 1	0- 0	7- 0				
5- 3	0- 1	2- 0	AWAY	1- 0	1- 2	1- 0				
2- 0	0- 0	1- 0	NEUTRAL	0- 0	1- 0	0- 0				
11- 2	0- 2	2- 0	NON-CONFERENCE	1- 0	2- 0	6- 0				
7- 2	0- 2	0- 0	HOME	1- 0	0- 0	6- 0				
2- 0	0- 0	1- 0	AWAY	0- 0	1- 0	0- 0				
2- 0	0- 0	1- 0	NEUTRAL	0- 0	1- 0	0- 0				
6- 6	0- 2	1- 1	CONFERENCE	3- 1	0- 2	2- 0				
3- 3	0- 1	0- 1	HOME	2- 1	0- 0	1- 0				
3- 3	0- 1	1- 0	AWAY	1- 0	0- 2	1- 0				
0- 0	0- 0	0- 0	NEUTRAL	0- 0	0- 0	0- 0				

RPI 1-25				RPI 26-50				Team's RPI: 40	RPI 51-100				RPI 101+			
RPI	S	Opponent	Score	RPI	S	Opponent	Score		RPI	S	Opponent	Score	RPI	S	Opponent	Score
1	H	Notre Dame	62 77	28	A	Missouri	62 60		53	A	Auburn	78 69	111	A	Georgia	62 66
5	H	Stanford	85 95	28	H	Missouri	64 66		53	H	Auburn	73 62	114	N	UAB	73 69
7	A	Mississippi St.	63 91	30	A	Texas	88 82		58	H	Belmont	84 76	119	A	Oklahoma St.	76 63
23	H	Kentucky	71 73	41	N	Clemson	78 66		60	H	LSU	74 65	138	A	Alabama	65 86
									81	H	Arkansas	79 80	177	H	UNC Asheville	73 46
													191	A	Vanderbilt	82 65
													206	H	Stetson	65 55
													218	H	Florida	67 50
													253	H	ETSU	80 61
													286	H	Murray St.	98 77
													330	H	Presbyterian	97 49
													347	H	Florida A&M	96 31
LAST 12 Division I GAMES:																
114	N	UAB	73 69	60	H	LSU	74 65		1	H	Notre Dame	62 77				
28	A	Missouri	62 60	81	H	Arkansas	79 80		138	A	Alabama	65 86				
53	H	Auburn	73 62	111	A	Georgia	62 66		23	H	Kentucky	71 73				
7	A	Mississippi St.	63 91													
191	A	Vanderbilt	82 65													
218	H	Florida	67 50													

Non-Div I Games:

Tennessee

■ Loss,
■ Non-Conf, S Site,
■ Home
■ Away
N Neutral

Average RPI Win:	291	WON-LOST	WINNING	LAST 10	STRENGTH OF	OPP. STRENGTH	TEAM	ADJ.	CONF.	ADJ CONF.
Average RPI Loss:	150	RECORD	PCT. RANK	GAMES	SCHEDULE	OF SCHEDULE	RPI	RPI	RPI	RPI
DIV. I ONLY	4- 22	330	0- 1	156	187	295	295	22	22	
DIV. I NON-CONF.	0- 12	336	0- 0	160	87	330	330	21	21	
TOTALS	RPI 1-25	RPI 26-50	W-L RECORDS	RPI 51-100	RPI 101-150	RPI 150+				
4- 22	0- 1	0- 1	OVERALL	0- 3	0- 8	4- 9				
2- 6	0- 0	0- 0	HOME	0- 1	0- 4	2- 1				
2- 13	0- 1	0- 1	AWAY	0- 1	0- 3	2- 7				
0- 3	0- 0	0- 0	NEUTRAL	0- 1	0- 1	0- 1				
0- 12	0- 1	0- 1	NON-CONFERENCE	0- 1	0- 3	0- 6				
0- 1	0- 0	0- 0	HOME	0- 0	0- 1	0- 0				
0- 8	0- 1	0- 1	AWAY	0- 0	0- 1	0- 5				
0- 3	0- 0	0- 0	NEUTRAL	0- 1	0- 1	0- 1				
4- 10	0- 0	0- 0	CONFERENCE	0- 2	0- 5	4- 3				
2- 5	0- 0	0- 0	HOME	0- 1	0- 3	2- 1				
2- 5	0- 0	0- 0	AWAY	0- 1	0- 2	2- 2				
0- 0	0- 0	0- 0	NEUTRAL	0- 0	0- 0	0- 0				

RPI 1-25			RPI 26-50			RPI 51-100			RPI 101+			Team's RPI: 295
RPI	S	Opponent	Score	RPI	S	Opponent	Score	RPI	S	Opponent	Score	
3	A	Louisville	52 107	26	A	DePaul	73 95	58	A	Belmont	46 80	105 H South Alabama 56 78
								58	H	Belmont	65 89	107 A Troy 67 92
								81	N	Arkansas	55 79	123 N Pittsburgh 56 78
												128 H UT Martin 61 73
												132 A Tennessee Tech 65 76
												132 H Tennessee Tech 59 69
												139 A Morehead St. 55 71
												139 H Morehead St. 62 85
												181 N Wisconsin 53 58
												191 A Vanderbilt 63 89
												194 A Marshall 59 80
												204 A Ball St. 51 90
												205 A Jacksonville St. 73 76
												205 H Jacksonville St. 52 62
												214 H Southeast Mo. St. 62 59
												260 A Austin Peay 47 74
												286 A Murray St. 65 61
												297 A Alabama A&M 57 67
												324 A Lipscomb 62 64
												331 A Eastern Ky. 57 31
												331 H Eastern Ky. 60 38
LAST 12 Division I GAMES:												
205	A	Jacksonville St.	73 76	286	A	Murray St.	65 61					
58	H	Belmont	65 89	260	A	Austin Peay	47 74					
331	A	Eastern Ky.	57 31	58	A	Belmont	46 80					
139	A	Morehead St.	55 71	132	A	Tennessee Tech	65 76					
214	H	Southeast Mo. St.	62 59	139	H	Morehead St.	62 85					
128	H	UT Martin	61 73	331	H	Eastern Ky.	60 38					

Non-Div I Games:

Tennessee St.

■ Loss,
 ■ Non-Conf,
 ■ S Site,
 ■ H Home
 ■ A Away
 N Neutral

Average RPI Win:	238	WON-LOST	WINNING	LAST 10	STRENGTH OF	OPP. STRENGTH	TEAM	ADJ.	CONF.	ADJ CONF.
Average RPI Loss:	145	RECORD	PCT. RANK	GAMES	SCHEDULE	OF SCHEDULE	RPI	RPI	RPI	RPI
DIV. I ONLY	16- 7	73	0- 1	261	233	132	132	22	22	
DIV. I NON-CONF.	6- 3	91	0- 0	277	189	126	126	21	21	
TOTALS	RPI 1-25	RPI 26-50	W-L RECORDS	RPI 51-100	RPI 101-150	RPI 150+				
16- 7	0- 0	0- 0	OVERALL	2- 3	1- 1	13- 3				
8- 2	0- 0	0- 0	HOME	1- 1	0- 0	7- 1				
8- 4	0- 0	0- 0	AWAY	1- 1	1- 1	6- 2				
0- 1	0- 0	0- 0	NEUTRAL	0- 1	0- 0	0- 0				
6- 3	0- 0	0- 0	NON-CONFERENCE	1- 2	0- 0	5- 1				
3- 0	0- 0	0- 0	HOME	1- 0	0- 0	2- 0				
3- 2	0- 0	0- 0	AWAY	0- 1	0- 0	3- 1				
0- 1	0- 0	0- 0	NEUTRAL	0- 1	0- 0	0- 0				
10- 4	0- 0	0- 0	CONFERENCE	1- 1	1- 1	8- 2				
5- 2	0- 0	0- 0	HOME	0- 1	0- 0	5- 1				
5- 2	0- 0	0- 0	AWAY	1- 0	1- 1	3- 1				
0- 0	0- 0	0- 0	NEUTRAL	0- 0	0- 0	0- 0				

RPI S	Opponent	Score	RPI S	Opponent	Score	RPI S	Opponent	Score	RPI S	Opponent	Score	Team's RPI: 132
						58	A Belmont	77 72	128	A UT Martin	80 76	
						58	H Belmont	67 99	139	A Morehead St.	56 77	
						66	H Middle Tenn.	68 64	177	H UNC Asheville	60 53	
						74	N Old Dominion	73 80	192	A Xavier	60 70	
						81	A Arkansas	42 65	205	A Jacksonville St.	66 49	
									205	H Jacksonville St.	62 59	
									214	A Southeast Mo. St.	53 62	
									250	A Wichita St.	55 45	
									254	H SIUE	79 55	
									260	H Austin Peay	65 72	
									286	H Murray St.	74 65	
									292	H Eastern Ill.	99 88	
									295	A Tennessee St.	69 59	
									295	H Tennessee St.	76 65	
									301	A Charleston So.	77 55	
									324	A Lipscomb	67 52	
									331	A Eastern Ky.	81 68	
									334	H Western Caro.	77 58	
LAST 12 Division I GAMES:												
			58	H Belmont	67 99	331	A Eastern Ky.	81 68				
			205	H Jacksonville St.	62 59	139	A Morehead St.	56 77				
			128	A UT Martin	80 76	205	A Jacksonville St.	66 49				
			214	A Southeast Mo. St.	53 62	295	H Tennessee St.	76 65				
			286	H Murray St.	74 65	292	H Eastern Ill.	99 88				
			260	H Austin Peay	65 72	254	H SIUE	79 55				

Non-Div I Games: Tenn. Wesleyan 100 58 Cumberland (TN) 88 55

Tennessee Tech

■ Loss,
 ■ Non-Conf,
 ■ S Site,
 ■ H Home
 ■ A Away
 N Neutral

Average RPI Win:	148	WON-LOST	WINNING	LAST 10	STRENGTH OF	OPP. STRENGTH	TEAM	ADJ.	CONF.	ADJ CONF.
Average RPI Loss:	32	RECORD	PCT. RANK	GAMES	SCHEDULE	OF SCHEDULE	RPI	RPI	RPI	RPI
DIV. I ONLY	20- 6	36	2- 0	49	54	30	30	3	3	
DIV. I NON-CONF.	10- 2	37	2- 0	100	194	47	47	3	3	
TOTALS	RPI 1-25	RPI 26-50	W-L RECORDS	RPI 51-100	RPI 101-150	RPI 150+				
20- 6	1- 2	3- 4	OVERALL	1- 0	8- 0	7- 0				
9- 5	0- 2	1- 3	HOME	0- 0	3- 0	5- 0				
8- 1	1- 0	1- 1	AWAY	0- 0	4- 0	2- 0				
3- 0	0- 0	1- 0	NEUTRAL	1- 0	1- 0	0- 0				
10- 2	0- 1	1- 1	NON-CONFERENCE	1- 0	1- 0	7- 0				
5- 2	0- 1	0- 1	HOME	0- 0	0- 0	5- 0				
2- 0	0- 0	0- 0	AWAY	0- 0	0- 0	2- 0				
3- 0	0- 0	1- 0	NEUTRAL	1- 0	1- 0	0- 0				
10- 4	1- 1	2- 3	CONFERENCE	0- 0	7- 0	0- 0				
4- 3	0- 1	1- 2	HOME	0- 0	3- 0	0- 0				
6- 1	1- 0	1- 1	AWAY	0- 0	4- 0	0- 0				
0- 0	0- 0	0- 0	NEUTRAL	0- 0	0- 0	0- 0				

RPI 1-25				RPI 26-50				Team's RPI: 30				RPI 51-100				RPI 101+			
RPI	S	Opponent	Score	RPI	S	Opponent	Score	RPI	S	Opponent	Score	RPI	S	Opponent	Score	RPI	S	Opponent	Score
2	H	Baylor	68 74	34	H	TCU	73 67	65	N	Quinnipiac	56 55	119	A	Oklahoma St.	61 55				
7	H	Mississippi St.	49 67	40	H	Tennessee	82 88					119	H	Oklahoma St.	60 51				
11	A	Iowa St.	64 62	46	A	Kansas St.	69 87					122	N	Fordham	72 54				
				46	H	Kansas St.	60 69					133	A	Kansas	91 73				
				49	N	Michigan	69 52					133	H	Kansas	62 43				
				50	A	West Virginia	70 58					136	A	Texas Tech	78 71				
				50	H	West Virginia	58 64					148	A	Oklahoma	76 67				
												148	H	Oklahoma	73 63				
												151	H	Duquesne	78 41				
												176	A	North Texas	64 54				
												206	H	Stetson	65 46				
												224	A	UTRGV	81 66				
												300	H	UTSA	98 54				
												318	H	McNeese	96 40				
												325	H	Northwestern St.	104 66				
LAST 12 Division I GAMES:																			
122	N	Fordham	72 54	148	A	Oklahoma	76 67												
49	N	Michigan	69 52	50	H	West Virginia	58 64												
46	H	Kansas St.	60 69	136	A	Texas Tech	78 71												
119	A	Oklahoma St.	61 55	133	H	Kansas	62 43												
133	A	Kansas	91 73	34	H	TCU	73 67												
2	H	Baylor	68 74	46	A	Kansas St.	69 87												

Non-Div I Games:

Texas

■ Loss,
 ■ Non-Conf,
 ■ S Site,
 ■ Home
 ■ A Away
 N Neutral

Average RPI Win:	133	WON-LOST	WINNING	LAST 10	STRENGTH OF	OPP. STRENGTH	TEAM	ADJ.	CONF.	ADJ CONF.
Average RPI Loss:	32	RECORD	PCT. RANK	GAMES	SCHEDULE	OF SCHEDULE	RPI	RPI	RPI	RPI
DIV. I ONLY	19- 6	41	0- 1	24	62	21	21	5	5	
DIV. I NON-CONF.	11- 2	32	0- 0	33	114	16	16	5	5	
TOTALS	RPI 1-25	RPI 26-50	W-L RECORDS	RPI 51-100	RPI 101-150	RPI 150+				
19- 6	2- 3	1- 1	OVERALL	5- 2	2- 0	9- 0				
11- 3	1- 2	1- 0	HOME	2- 1	1- 0	6- 0				
6- 3	0- 1	0- 1	AWAY	3- 1	1- 0	2- 0				
2- 0	1- 0	0- 0	NEUTRAL	0- 0	0- 0	1- 0				
11- 2	1- 1	1- 0	NON-CONFERENCE	3- 1	0- 0	6- 0				
7- 1	0- 0	1- 0	HOME	1- 1	0- 0	5- 0				
2- 1	0- 1	0- 0	AWAY	2- 0	0- 0	0- 0				
2- 0	1- 0	0- 0	NEUTRAL	0- 0	0- 0	1- 0				
8- 4	1- 2	0- 1	CONFERENCE	2- 1	2- 0	3- 0				
4- 2	1- 2	0- 0	HOME	1- 0	1- 0	1- 0				
4- 2	0- 0	0- 1	AWAY	1- 1	1- 0	2- 0				
0- 0	0- 0	0- 0	NEUTRAL	0- 0	0- 0	0- 0				

RPI	S	Opponent	Score
7	H	Mississippi St.	64 92
12	A	Syracuse	65 75
15	H	South Carolina	57 60
22	N	Oregon St.	76 70
23	H	Kentucky	73 71

RPI	S	Opponent	Score
28	A	Missouri	65 70
37	H	Rice	65 54

RPI	S	Opponent	Score
53	A	Auburn	69 67
56	H	Southern California	71 51
60	A	LSU	52 63
60	H	LSU	59 55
61	A	Little Rock	61 40
68	H	Lamar University	68 74
97	A	Houston	68 52

RPI	S	Opponent	Score
111	A	Georgia	76 66
138	H	Alabama	70 43
167	N	UC Riverside	70 63
184	H	Arkansas St.	97 56
191	A	Vanderbilt	50 43
191	H	Vanderbilt	69 53
197	H	Prairie View	70 57
206	A	Ole Miss	72 60
224	H	UTRGV	84 61
229	H	Jacksonville	73 53
283	H	Central Ark.	84 27

LAST 12 Division I GAMES:

7	H	Mississippi St.	64 92	53	A	Auburn	69 67
60	H	LSU	59 55	111	A	Georgia	76 66
28	A	Missouri	65 70	138	H	Alabama	70 43
206	A	Ole Miss	72 60	191	A	Vanderbilt	50 43
191	H	Vanderbilt	69 53	60	A	LSU	52 63
23	H	Kentucky	73 71	15	H	South Carolina	57 60

Non-Div I Games:

Texas A&M

■ Loss,
■ Non-Conf, S Site,
■ Home
■ Away
N Neutral

Texas Southern

Through Games Of Feb. 20, 2019

Average RPI Win:	279	WON-LOST	WINNING	LAST 10	STRENGTH OF	OPP. STRENGTH	TEAM	ADJ.	CONF.	ADJ CONF.
Average RPI Loss:	172	RECORD	PCT. RANK	GAMES	SCHEDULE	OF SCHEDULE	RPI	RPI	RPI	RPI
DIV. I ONLY	8- 13	243	0- 1	235	338	231	231	29	29	
DIV. I NON-CONF.	2- 7	288	0- 0	46	315	173	173	28	28	
TOTALS	RPI 1-25	RPI 26-50	W-L RECORDS	RPI 51-100	RPI 101-150	RPI 150+				
8- 13	0- 0	0- 2	OVERALL	0- 1	0- 2	8- 8				
3- 2	0- 0	0- 0	HOME	0- 0	0- 0	3- 2				
5- 9	0- 0	0- 2	AWAY	0- 1	0- 2	5- 4				
0- 2	0- 0	0- 0	NEUTRAL	0- 0	0- 0	0- 2				
2- 7	0- 0	0- 2	NON-CONFERENCE	0- 1	0- 2	2- 2				
0- 0	0- 0	0- 0	HOME	0- 0	0- 0	0- 0				
2- 5	0- 0	0- 2	AWAY	0- 1	0- 2	2- 0				
0- 2	0- 0	0- 0	NEUTRAL	0- 0	0- 0	0- 2				
6- 6	0- 0	0- 0	CONFERENCE	0- 0	0- 0	6- 6				
3- 2	0- 0	0- 0	HOME	0- 0	0- 0	3- 2				
3- 4	0- 0	0- 0	AWAY	0- 0	0- 0	3- 4				
0- 0	0- 0	0- 0	NEUTRAL	0- 0	0- 0	0- 0				

RPI S	Opponent	Score	RPI S	Opponent	Score	RPI S	Opponent	Score	RPI S	Opponent	Score	Team's RPI: 231
			31 A	Michigan St.	45 91	76 A	SFA	55 74	136 A	Texas Tech	55 75	
			37 A	Rice	71 76				147 A	Tulane	56 62	
									165 N	Abilene Christian	39 81	
									174 N	Nicholls St.	57 58	
									175 A	Southern U.	61 63	
									197 A	Prairie View	52 44	
									197 H	Prairie View	73 67	
									198 A	Grambling	55 72	
									198 H	Grambling	67 75	
									224 A	UTRGV	69 55	
									257 H	Alabama St.	51 58	
									290 A	Jackson St.	64 73	
									290 H	Jackson St.	76 67	
									297 H	Alabama A&M	53 45	
									329 A	Mississippi Val.	68 50	
									346 A	Ark.-Pine Bluff	59 58	
									348 A	Savannah St.	65 41	
									350 A	Alcorn	52 53	
LAST 12 Division I GAMES:												
290 A	Jackson St.	64 73	346 A	Ark.-Pine Bluff	59 58							
198 A	Grambling	55 72	290 H	Jackson St.	76 67							
197 H	Prairie View	73 67	198 H	Grambling	67 75							
297 H	Alabama A&M	53 45	197 A	Prairie View	52 44							
257 H	Alabama St.	51 58	175 A	Southern U.	61 63							
329 A	Mississippi Val.	68 50	350 A	Alcorn	52 53							

Non-Div I Games: Huston-Tillotson 72 36 Paul Quinn 83 54

Texas Southern

Loss, Non-Conf, S Site, H Home A Away N Neutral

Average RPI Win:	194	WON-LOST	WINNING	LAST 10	STRENGTH OF	OPP. STRENGTH	TEAM	ADJ.	CONF.	ADJ CONF.
Average RPI Loss:	125	RECORD	PCT. RANK	GAMES	SCHEDULE	OF SCHEDULE	RPI	RPI	RPI	RPI
DIV. I ONLY	9- 14	237	0- 1	121	106	173	173	12	12	
DIV. I NON-CONF.	3- 7	256	0- 1	92	153	185	185	14	14	
TOTALS	RPI 1-25	RPI 26-50	W-L RECORDS	RPI 51-100	RPI 101-150	RPI 150+				
9- 14	0- 0	0- 1	OVERALL	1- 4	1- 6	7- 3				
4- 5	0- 0	0- 0	HOME	1- 0	0- 3	3- 2				
5- 8	0- 0	0- 1	AWAY	0- 3	1- 3	4- 1				
0- 1	0- 0	0- 0	NEUTRAL	0- 1	0- 0	0- 0				
3- 7	0- 0	0- 1	NON-CONFERENCE	0- 2	0- 3	3- 1				
1- 2	0- 0	0- 0	HOME	0- 0	0- 1	1- 1				
2- 4	0- 0	0- 1	AWAY	0- 1	0- 2	2- 0				
0- 1	0- 0	0- 0	NEUTRAL	0- 1	0- 0	0- 0				
6- 7	0- 0	0- 0	CONFERENCE	1- 2	1- 3	4- 2				
3- 3	0- 0	0- 0	HOME	1- 0	0- 2	2- 1				
3- 4	0- 0	0- 0	AWAY	0- 2	1- 1	2- 1				
0- 0	0- 0	0- 0	NEUTRAL	0- 0	0- 0	0- 0				

RPI S	Opponent	Score	RPI S	Opponent	Score	RPI S	Opponent	Score	RPI S	Opponent	Score	Team's RPI: 173
28	A Missouri	50 69	52	N Saint Mary's (CA)	62 89	119	A Oklahoma St.	55 66				
			55	A New Mexico	51 82	131	A Georgia St.	69 60				
			61	A Little Rock	47 62	131	H Georgia St.	34 57				
			61	H Little Rock	50 48	143	A Appalachian St.	56 77				
			90	A UT Arlington	53 68	143	H Appalachian St.	49 62				
						147	A Tulane	61 67				
						149	H Montana St.	59 67				
						172	H Oral Roberts	64 81				
						174	H Nicholls St.	72 67				
						180	A Coastal Caro.	70 77				
						180	H Coastal Caro.	73 58				
						184	A Arkansas St.	85 62				
						184	H Arkansas St.	68 54				
						252	A A&M-Corpus Christi	60 53				
						278	A Ga. Southern	64 52				
						278	H Ga. Southern	55 65				
						300	A UTSA	68 60				
LAST 12 Division I GAMES:												
147	A Tulane	61 67	143	A Appalachian St.	56 77							
149	H Montana St.	59 67	90	A UT Arlington	53 68							
174	H Nicholls St.	72 67	278	H Ga. Southern	55 65							
61	H Little Rock	50 48	131	H Georgia St.	34 57							
184	H Arkansas St.	68 54	184	A Arkansas St.	85 62							
180	A Coastal Caro.	70 77	61	A Little Rock	47 62							

Non-Div I Games: UNKNOWN 92 39 Tex. A&M Int'l 89 25

Texas St.

Average RPI Win:	198	WON-LOST	WINNING	LAST 10	STRENGTH OF	OPP. STRENGTH	TEAM	ADJ.	CONF.	ADJ CONF.
Average RPI Loss:	64	RECORD	PCT. RANK	GAMES	SCHEDULE	OF SCHEDULE	RPI	RPI	RPI	RPI
DIV. I ONLY	12- 13	180	1- 0	58	74	136	136	3	3	
DIV. I NON-CONF.	9- 2	43	0- 0	262	297	113	113	3	3	
TOTALS	RPI 1-25	RPI 26-50	W-L RECORDS	RPI 51-100	RPI 101-150	RPI 150+				
12- 13	0- 3	0- 6	OVERALL	1- 1	3- 2	8- 1				
10- 6	0- 1	0- 4	HOME	1- 1	2- 0	7- 0				
2- 7	0- 2	0- 2	AWAY	0- 0	1- 2	1- 1				
0- 0	0- 0	0- 0	NEUTRAL	0- 0	0- 0	0- 0				
9- 2	0- 0	0- 0	NON-CONFERENCE	1- 1	0- 0	8- 1				
8- 1	0- 0	0- 0	HOME	1- 1	0- 0	7- 0				
1- 1	0- 0	0- 0	AWAY	0- 0	0- 0	1- 1				
0- 0	0- 0	0- 0	NEUTRAL	0- 0	0- 0	0- 0				
3- 11	0- 3	0- 6	CONFERENCE	0- 0	3- 2	0- 0				
2- 5	0- 1	0- 4	HOME	0- 0	2- 0	0- 0				
1- 6	0- 2	0- 2	AWAY	0- 0	1- 2	0- 0				
0- 0	0- 0	0- 0	NEUTRAL	0- 0	0- 0	0- 0				

RPI 1-25				RPI 26-50				RPI 51-100				RPI 101+ Team's RPI: 136			
RPI	S	Opponent	Score	RPI	S	Opponent	Score	RPI	S	Opponent	Score	RPI	S	Opponent	Score
2	A	Baylor	37 96	30	H	Texas	71 78	76	H	SFA	77 69	119	A	Oklahoma St.	57 65
2	H	Baylor	56 73	34	A	TCU	70 78	83	H	Idaho	77 88	119	H	Oklahoma St.	90 78
11	A	Iowa St.	66 105	34	H	TCU	63 70					133	A	Kansas	75 71
				46	H	Kansas St.	62 66					133	H	Kansas	69 66
				50	A	West Virginia	65 68					148	A	Oklahoma	61 66
				50	H	West Virginia	72 75					165	H	Abilene Christian	105 54
												175	H	Southern U.	76 58
												205	H	Jacksonville St.	71 58
												218	A	Florida	67 72
												231	H	Texas Southern	75 55
												235	A	Nevada	86 67
												252	H	A&M-Corpus Christi	78 61
												312	H	La.-Monroe	86 42
												337	H	Houston Baptist	82 76
LAST 12 Division I GAMES:															
133	A	Kansas	75 71	30	H	Texas	71 78								
50	H	West Virginia	72 75	50	A	West Virginia	65 68								
119	H	Oklahoma St.	90 78	46	H	Kansas St.	62 66								
34	H	TCU	63 70	34	A	TCU	70 78								
2	A	Baylor	37 96	119	A	Oklahoma St.	57 65								
11	A	Iowa St.	66 105	133	H	Kansas	69 66								

Non-Div I Games:

Texas Tech

Average RPI Win: 219	WON-LOST	WINNING	LAST 10	STRENGTH OF	OPP. STRENGTH	TEAM	ADJ.	CONF.	ADJ CONF.
Average RPI Loss: 113	RECORD	PCT. RANK	GAMES	SCHEDULE	OF SCHEDULE	RPI	RPI	RPI	RPI
DIV. I ONLY	15- 9	102	1- 0	222	107	116	116	10	10
DIV. I NON-CONF.	6- 5	143	0- 0	295	123	161	161	10	10
TOTALS	RPI 1-25	RPI 26-50	W-L RECORDS	RPI 51-100	RPI 101-150	RPI 150+			
15- 9	0- 1	0- 2	OVERALL	2- 1	2- 2	11- 3			
8- 1	0- 0	0- 0	HOME	1- 0	1- 0	6- 1			
7- 8	0- 1	0- 2	AWAY	1- 1	1- 2	5- 2			
0- 0	0- 0	0- 0	NEUTRAL	0- 0	0- 0	0- 0			
6- 5	0- 1	0- 1	NON-CONFERENCE	0- 0	0- 1	6- 2			
3- 0	0- 0	0- 0	HOME	0- 0	0- 0	3- 0			
3- 5	0- 1	0- 1	AWAY	0- 0	0- 1	3- 2			
0- 0	0- 0	0- 0	NEUTRAL	0- 0	0- 0	0- 0			
9- 4	0- 0	0- 1	CONFERENCE	2- 1	2- 1	5- 1			
5- 1	0- 0	0- 0	HOME	1- 0	1- 0	3- 1			
4- 3	0- 0	0- 1	AWAY	1- 1	1- 1	2- 0			
0- 0	0- 0	0- 0	NEUTRAL	0- 0	0- 0	0- 0			

RPI 1-25				RPI 26-50				RPI 51-100				RPI 101+ Team's RPI: 116			
RPI	S	Opponent	Score	RPI	S	Opponent	Score	RPI	S	Opponent	Score	RPI	S	Opponent	Score
12	A	Syracuse	55 98	36	A	James Madison	59 71	72	A	Drexel	55 54	113	A	UNCW	73 77
				50	A	West Virginia	43 90	88	A	Northeastern	68 77	113	H	UNCW	82 61
								88	H	Northeastern	88 83	121	A	Wake Forest	53 60
												146	A	Delaware	56 48
												160	H	William & Mary	69 80
												193	A	George Washington	63 76
												194	A	Marshall	76 69
												211	H	Elon	59 58
												234	H	Massachusetts	78 53
												241	A	Mt. St. Mary's	78 87
												242	A	Saint Joseph's	73 52
												251	A	Hofstra	68 56
												251	H	Hofstra	92 68
												288	A	Col. of Charleston	77 61
												288	H	Col. of Charleston	87 61
												289	H	Loyola Maryland	62 57
												293	H	La Salle	92 68
												319	A	UMBC	71 62
LAST 12 Division I GAMES:															
288	H	Col. of Charleston	87 61	211	H	Elon	59 58								
113	H	UNCW	82 61	113	A	UNCW	73 77								
88	A	Northeastern	68 77	288	A	Col. of Charleston	77 61								
251	A	Hofstra	68 56	251	H	Hofstra	92 68								
36	A	James Madison	59 71	88	H	Northeastern	88 83								
160	H	William & Mary	69 80	146	A	Delaware	56 48								

Non-Div I Games:

Towson

■ Loss,
■ Non-Conf, S Site,
■ Home
■ Away
N Neutral

Average RPI Win:	227	WON-LOST	WINNING	LAST 10	STRENGTH OF	OPP. STRENGTH	TEAM	ADJ.	CONF.	ADJ CONF.
Average RPI Loss:	86	RECORD	PCT. RANK	GAMES	SCHEDULE	OF SCHEDULE	RPI	RPI	RPI	RPI
DIV. I ONLY	17- 6	54	1- 0	256	123	107	107	12	12	
DIV. I NON-CONF.	8- 2	52	0- 0	301	168	115	115	14	14	
TOTALS	RPI 1-25	RPI 26-50	W-L RECORDS	RPI 51-100	RPI 101-150	RPI 150+				
17- 6	0- 1	0- 0	OVERALL	1- 2	1- 3	15- 0				
8- 2	0- 0	0- 0	HOME	1- 1	0- 1	7- 0				
7- 4	0- 1	0- 0	AWAY	0- 1	1- 2	6- 0				
2- 0	0- 0	0- 0	NEUTRAL	0- 0	0- 0	2- 0				
8- 2	0- 1	0- 0	NON-CONFERENCE	0- 1	0- 0	8- 0				
3- 1	0- 0	0- 0	HOME	0- 1	0- 0	3- 0				
3- 1	0- 1	0- 0	AWAY	0- 0	0- 0	3- 0				
2- 0	0- 0	0- 0	NEUTRAL	0- 0	0- 0	2- 0				
9- 4	0- 0	0- 0	CONFERENCE	1- 1	1- 3	7- 0				
5- 1	0- 0	0- 0	HOME	1- 0	0- 1	4- 0				
4- 3	0- 0	0- 0	AWAY	0- 1	1- 2	3- 0				
0- 0	0- 0	0- 0	NEUTRAL	0- 0	0- 0	0- 0				

RPI 1-25				RPI 26-50				RPI 51-100				RPI 101+				Team's RPI: 107
RPI	S	Opponent	Score	RPI	S	Opponent	Score	RPI	S	Opponent	Score	RPI	S	Opponent	Score	
20	A	Florida St.	67 103					61	A	Little Rock	72 76	105	A	South Alabama	77 80	
								61	H	Little Rock	71 66	131	A	Georgia St.	80 84	
								66	H	Middle Tenn.	64 67	131	H	Georgia St.	70 85	
												143	A	Appalachian St.	83 72	
												179	N	Sam Houston St.	84 79	
												180	A	Coastal Caro.	82 81	
												184	A	Arkansas St.	100 89	
												184	H	Arkansas St.	87 79	
												205	A	Jacksonville St.	89 63	
												206	A	Ole Miss	71 54	
												245	H	Louisiana	90 64	
												253	A	ETSU	84 66	
												257	H	Alabama St.	116 46	
												277	H	Samford	72 52	
												278	A	Ga. Southern	97 81	
												278	H	Ga. Southern	100 78	
												295	H	Tennessee St.	92 67	
												312	H	La.-Monroe	78 56	
												329	N	Mississippi Val.	75 54	
LAST 12 Division I GAMES:																
278	H	Ga. Southern	100 78	312	H	La.-Monroe	78 56									
131	H	Georgia St.	70 85	131	A	Georgia St.	80 84									
184	A	Arkansas St.	100 89	278	A	Ga. Southern	97 81									
61	A	Little Rock	72 76	184	H	Arkansas St.	87 79									
105	A	South Alabama	77 80	61	H	Little Rock	71 66									
245	H	Louisiana	90 64	143	A	Appalachian St.	83 72									

Non-Div I Games: Talladega 91 70

Troy

Tulane

Through Games Of Feb. 20, 2019

Average RPI Win:	184	WON-LOST	WINNING	LAST 10	STRENGTH OF	OPP. STRENGTH	TEAM	ADJ.	CONF.	ADJ CONF.
Average RPI Loss:	131	RECORD	PCT. RANK	GAMES	SCHEDULE	OF SCHEDULE	RPI	RPI	RPI	RPI
DIV. I ONLY	15- 11	133	1- 0	184	88	147	147	9	9	
DIV. I NON-CONF.	10- 3	59	1- 0	242	85	102	102	9	9	
TOTALS	RPI 1-25	RPI 26-50	W-L RECORDS	RPI 51-100	RPI 101-150	RPI 150+				
15- 11	2- 1	0- 1	OVERALL	1- 2	0- 3	12- 4				
8- 5	1- 1	0- 0	HOME	0- 1	0- 1	7- 2				
4- 5	0- 0	0- 0	AWAY	1- 1	0- 2	3- 2				
3- 1	1- 0	0- 1	NEUTRAL	0- 0	0- 0	2- 0				
10- 3	1- 0	0- 1	NON-CONFERENCE	1- 1	0- 1	8- 0				
6- 1	0- 0	0- 0	HOME	0- 1	0- 0	6- 0				
1- 1	0- 0	0- 0	AWAY	1- 0	0- 1	0- 0				
3- 1	1- 0	0- 1	NEUTRAL	0- 0	0- 0	2- 0				
5- 8	1- 1	0- 0	CONFERENCE	0- 1	0- 2	4- 4				
2- 4	1- 1	0- 0	HOME	0- 0	0- 1	1- 2				
3- 4	0- 0	0- 0	AWAY	0- 1	0- 1	3- 2				
0- 0	0- 0	0- 0	NEUTRAL	0- 0	0- 0	0- 0				

RPI S Opponent Score	RPI S Opponent Score	RPI S Opponent Score	RPI S Opponent Score
6 H UConn 33 75	47 N California 57 65	60 A LSU 56 54	134 A South Fla. 46 73
18 H UCF 61 59		74 H Old Dominion 48 56	134 H South Fla. 45 50
24 N Central Mich. 68 57		97 A Houston 82 83	138 A Alabama 58 69
			155 A Tulsa 67 72
			161 H Washington 63 51
			164 A Temple 66 57
			173 H Texas St. 67 61
			174 H Nicholls St. 71 46
			185 H Southern Miss. 71 54
			201 A Memphis 62 61
			201 H Memphis 59 65
			210 A East Carolina 61 63
			210 H East Carolina 68 57
			226 A SMU 61 43
			231 H Texas Southern 62 56
			250 H Wichita St. 44 62
			284 N Cleveland St. 81 72
			298 H Fla. Atlantic 88 45
			347 N Florida A&M 78 34
LAST 12 Division I GAMES:			
173 H Texas St. 67 61	210 A East Carolina 61 63		
97 A Houston 82 83	201 A Memphis 62 61		
201 H Memphis 59 65	250 H Wichita St. 44 62		
18 H UCF 61 59	134 A South Fla. 46 73		
155 A Tulsa 67 72	6 H UConn 33 75		
134 H South Fla. 45 50	226 A SMU 61 43		

Non-Div I Games:

Tulane

■ Loss,
 ■ Non-Conf, S Site,
 ■ Home
 ■ Away
 N Neutral

Average RPI Win:	198	WON-LOST	WINNING	LAST 10	STRENGTH OF	OPP. STRENGTH	TEAM	ADJ.	CONF.	ADJ CONF.
Average RPI Loss:	96	RECORD	PCT. RANK	GAMES	SCHEDULE	OF SCHEDULE	RPI	RPI	RPI	RPI
DIV. I ONLY	11- 14	208	0- 1	87	99	155	155	9	9	
DIV. I NON-CONF.	6- 7	172	0- 1	57	100	120	120	9	9	
TOTALS	RPI 1-25	RPI 26-50	W-L RECORDS	RPI 51-100	RPI 101-150	RPI 150+				
11- 14	0- 2	0- 0	OVERALL	0- 8	2- 1	9- 3				
8- 4	0- 0	0- 0	HOME	0- 3	1- 0	7- 1				
2- 10	0- 2	0- 0	AWAY	0- 5	0- 1	2- 2				
1- 0	0- 0	0- 0	NEUTRAL	0- 0	1- 0	0- 0				
6- 7	0- 1	0- 0	NON-CONFERENCE	0- 5	1- 0	5- 1				
4- 2	0- 0	0- 0	HOME	0- 2	0- 0	4- 0				
1- 5	0- 1	0- 0	AWAY	0- 3	0- 0	1- 1				
1- 0	0- 0	0- 0	NEUTRAL	0- 0	1- 0	0- 0				
5- 7	0- 1	0- 0	CONFERENCE	0- 3	1- 1	4- 2				
4- 2	0- 0	0- 0	HOME	0- 1	1- 0	3- 1				
1- 5	0- 1	0- 0	AWAY	0- 2	0- 1	1- 1				
0- 0	0- 0	0- 0	NEUTRAL	0- 0	0- 0	0- 0				

RPI 1-25				RPI 26-50				RPI 51-100				RPI 101+ Team's RPI: 155			
RPI	S	Opponent	Score	RPI	S	Opponent	Score	RPI	S	Opponent	Score	RPI	S	Opponent	Score
14	A	Arizona St.	52 70					58	A	Belmont	53 78	134	A	South Fla.	48 59
18	A	UCF	44 60					61	H	Little Rock	53 63	138	N	Alabama	80 73
								76	A	SFA	34 76	147	H	Tulane	72 67
								81	H	Arkansas	59 61	164	H	Temple	61 75
								84	A	American	52 68	165	H	Abilene Christian	75 63
								85	A	Cincinnati	47 74	172	A	Oral Roberts	76 68
								85	H	Cincinnati	50 70	184	A	Arkansas St.	60 73
								97	A	Houston	44 76	187	H	Saint Louis	86 75
												201	A	Memphis	56 59
												201	H	Memphis	46 39
												206	H	Stetson	55 54
												210	A	East Carolina	75 55
												226	H	SMU	49 35
												250	H	Wichita St.	63 49
												274	H	UTEP	66 45
LAST 12 Division I GAMES:															
14	A	Arizona St.	52 70	164	H	Temple	61 75								
85	A	Cincinnati	47 74	97	A	Houston	44 76								
134	A	South Fla.	48 59	85	H	Cincinnati	50 70								
147	H	Tulane	72 67	18	A	UCF	44 60								
226	H	SMU	49 35	210	A	East Carolina	75 55								
201	A	Memphis	56 59	201	H	Memphis	46 39								

Non-Div I Games:

Tulsa

■ Loss,
 ■ Non-Conf,
 ■ S Site,
 ■ Home
 ■ A Away
 N Neutral

Average RPI Win:	234	WON-LOST	WINNING	LAST 10	STRENGTH OF	OPP. STRENGTH	TEAM	ADJ.	CONF.	ADJ CONF.
Average RPI Loss:	89	RECORD	PCT. RANK	GAMES	SCHEDULE	OF SCHEDULE	RPI	RPI	RPI	RPI
DIV. I ONLY	20- 5	29	0- 1	294	177	114	114	14	14	
DIV. I NON-CONF.	11- 1	13	0- 1	330	262	114	114	18	18	
TOTALS	RPI 1-25	RPI 26-50	W-L RECORDS	RPI 51-100	RPI 101-150	RPI 150+				
20- 5	0- 0	0- 2	OVERALL	2- 1	3- 1	15- 1				
9- 2	0- 0	0- 1	HOME	0- 0	2- 0	7- 1				
9- 2	0- 0	0- 0	AWAY	2- 1	0- 1	7- 0				
2- 1	0- 0	0- 1	NEUTRAL	0- 0	1- 0	1- 0				
11- 1	0- 0	0- 1	NON-CONFERENCE	1- 0	2- 0	8- 0				
5- 0	0- 0	0- 0	HOME	0- 0	1- 0	4- 0				
4- 0	0- 0	0- 0	AWAY	1- 0	0- 0	3- 0				
2- 1	0- 0	0- 1	NEUTRAL	0- 0	1- 0	1- 0				
9- 4	0- 0	0- 1	CONFERENCE	1- 1	1- 1	7- 1				
4- 2	0- 0	0- 1	HOME	0- 0	1- 0	3- 1				
5- 2	0- 0	0- 0	AWAY	1- 1	0- 1	4- 0				
0- 0	0- 0	0- 0	NEUTRAL	0- 0	0- 0	0- 0				

RPI	S	Opponent	Score	RPI	S	Opponent	Score	RPI	S	Opponent	Score	RPI	S	Opponent	Score	Team's RPI: 114
37	H	Rice	43 55	66	A	Middle Tenn.	44 60	127	H	Western Ky.	70 63	135	A	Charlotte	56 60	
40	N	Tennessee	69 73	71	A	FGCU	62 60	143	H	Appalachian St.	80 61	148	N	Oklahoma	89 84	
				74	A	Old Dominion	69 61	166	H	Louisiana Tech	68 73	176	H	North Texas	70 60	
								185	H	Southern Miss.	71 60	194	H	Marshall	77 59	
								201	H	Memphis	85 54	257	A	Alabama St.	62 47	
								274	A	UTEP	74 48	277	A	Samford	66 41	
								297	H	Alabama A&M	82 47	298	A	Fla. Atlantic	89 64	
								300	A	UTSA	59 42	314	A	FIU	83 59	
								318	H	McNeese	91 48	328	N	Coppin St.	86 61	
								349	A	Chicago St.	90 45	350	H	Alcorn	80 53	
LAST 12 Division I GAMES:																
40	N	Tennessee	69 73	37	H	Rice	43 55	176	H	North Texas	70 60	300	A	UTSA	59 42	
127	H	Western Ky.	70 63	274	A	UTEP	74 48	185	H	Southern Miss.	71 60	166	H	Louisiana Tech	68 73	
194	H	Marshall	77 59													
135	A	Charlotte	56 60													
74	A	Old Dominion	69 61													
66	A	Middle Tenn.	44 60													

Non-Div I Games: Ala.-Huntsville 83 58

UAB

Loss, Non-Conf, S Site, H Home A Away N Neutral

Average RPI Win:	218	WON-LOST	WINNING	LAST 10	STRENGTH OF	OPP. STRENGTH	TEAM	ADJ.	CONF.	ADJ CONF.
Average RPI Loss:	125	RECORD	PCT. RANK	GAMES	SCHEDULE	OF SCHEDULE	RPI	RPI	RPI	RPI
DIV. I ONLY	17- 6	54	0- 1	215	155	82	82	21	21	
DIV. I NON-CONF.	7- 5	132	0- 1	204	59	116	116	20	20	
TOTALS	RPI 1-25	RPI 26-50	W-L RECORDS	RPI 51-100	RPI 101-150	RPI 150+				
17- 6	0- 1	0- 0	OVERALL	1- 0	3- 3	13- 2				
8- 1	0- 0	0- 0	HOME	1- 0	1- 1	6- 0				
8- 5	0- 1	0- 0	AWAY	0- 0	2- 2	6- 2				
1- 0	0- 0	0- 0	NEUTRAL	0- 0	0- 0	1- 0				
7- 5	0- 1	0- 0	NON-CONFERENCE	1- 0	1- 3	5- 1				
3- 1	0- 0	0- 0	HOME	1- 0	0- 1	2- 0				
3- 4	0- 1	0- 0	AWAY	0- 0	1- 2	2- 1				
1- 0	0- 0	0- 0	NEUTRAL	0- 0	0- 0	1- 0				
10- 1	0- 0	0- 0	CONFERENCE	0- 0	2- 0	8- 1				
5- 0	0- 0	0- 0	HOME	0- 0	1- 0	4- 0				
5- 1	0- 0	0- 0	AWAY	0- 0	1- 0	4- 1				
0- 0	0- 0	0- 0	NEUTRAL	0- 0	0- 0	0- 0				

RPI S	Opponent	Score	RPI S	Opponent	Score	RPI S	Opponent	Score	RPI S	Opponent	Score
5	A Stanford	43 71				52	H Saint Mary's (CA)	76 74	106	H Pacific	80 83
									108	A Loyola Marymount	53 60
									129	A Washington St.	75 62
									130	A Portland St.	50 65
									145	A CSUN	60 49
									145	H CSUN	70 54
									154	A Montana	56 62
									167	A UC Riverside	67 59
									167	H UC Riverside	72 59
									170	H UC Irvine	80 57
									235	N Nevada	84 68
									236	A Sacramento St.	109 60
									243	A San Francisco	70 68
									249	A Hawaii	60 65
									256	A Cal St. Fullerton	75 39
									256	H Cal St. Fullerton	75 51
									271	H Long Beach St.	70 50
									280	H Southern Utah	68 45
									291	A UC Santa Barbara	70 44
									315	A Cal Poly	85 61
									342	H Seattle U	76 59
LAST 12 Division I GAMES:											
154	A Montana	56 62	256	A Cal St. Fullerton	75 39						
167	H UC Riverside	72 59	145	A CSUN	60 49						
315	A Cal Poly	85 61	170	H UC Irvine	80 57						
291	A UC Santa Barbara	70 44	256	H Cal St. Fullerton	75 51						
145	H CSUN	70 54	249	A Hawaii	60 65						
271	H Long Beach St.	70 50	167	A UC Riverside	67 59						

Non-Div I Games: Dominican (CA) 92 42

UC Davis

■ Loss,
 ■ Non-Conf,
 ■ S Site,
 ■ H Home
 ■ A Away
 N Neutral

Average RPI Win:	256	WON-LOST	WINNING	LAST 10	STRENGTH OF	OPP. STRENGTH	TEAM	ADJ.	CONF.	ADJ CONF.
Average RPI Loss:	167	RECORD	PCT. RANK	GAMES	SCHEDULE	OF SCHEDULE	RPI	RPI	RPI	RPI
DIV. I ONLY	15- 6	68	0- 1	340	219	170	170	21	21	
DIV. I NON-CONF.	9- 2	43	0- 0	314	220	136	136	20	20	
TOTALS	RPI 1-25	RPI 26-50	W-L RECORDS	RPI 51-100	RPI 101-150	RPI 150+				
15- 6	0- 1	0- 0	OVERALL	0- 1	2- 0	13- 4				
8- 2	0- 0	0- 0	HOME	0- 0	1- 0	7- 2				
5- 4	0- 1	0- 0	AWAY	0- 1	1- 0	4- 2				
2- 0	0- 0	0- 0	NEUTRAL	0- 0	0- 0	2- 0				
9- 2	0- 1	0- 0	NON-CONFERENCE	0- 0	1- 0	8- 1				
4- 1	0- 0	0- 0	HOME	0- 0	0- 0	4- 1				
3- 1	0- 1	0- 0	AWAY	0- 0	1- 0	2- 0				
2- 0	0- 0	0- 0	NEUTRAL	0- 0	0- 0	2- 0				
6- 4	0- 0	0- 0	CONFERENCE	0- 1	1- 0	5- 3				
4- 1	0- 0	0- 0	HOME	0- 0	1- 0	3- 1				
2- 3	0- 0	0- 0	AWAY	0- 1	0- 0	2- 2				
0- 0	0- 0	0- 0	NEUTRAL	0- 0	0- 0	2- 0				

RPI 1-25				RPI 26-50				RPI 51-100				RPI 101+ Team's RPI: 170			
RPI	S	Opponent	Score	RPI	S	Opponent	Score	RPI	S	Opponent	Score	RPI	S	Opponent	Score
4	A	Oregon	69 115					82	A	UC Davis	57 80	130	A	Portland St.	73 68
												145	H	CSUN	65 61
												167	A	UC Riverside	72 88
												168	A	Portland	84 69
												189	N	Indiana St.	77 61
												208	H	San Diego St.	70 78
												215	H	UNLV	57 55
												249	H	Hawaii	68 70
												256	H	Cal St. Fullerton	65 61
												265	H	CSU Bakersfield	85 78
												271	A	Long Beach St.	48 46
												280	H	Southern Utah	75 58
												291	A	UC Santa Barbara	52 71
												291	H	UC Santa Barbara	74 68
												305	A	San Jose St.	74 66
												315	A	Cal Poly	75 59
												315	H	Cal Poly	73 57
												342	H	Seattle U	65 60
												351	N	LIU Brooklyn	84 71
LAST 12 Division I GAMES:															
291	A	UC Santa Barbara	52 71	82	A	UC Davis	57 80								
271	A	Long Beach St.	48 46	167	A	UC Riverside	72 88								
256	H	Cal St. Fullerton	65 61	145	H	CSUN	65 61								
249	H	Hawaii	68 70	315	A	Cal Poly	75 59								
291	H	UC Santa Barbara	74 68	342	H	Seattle U	65 60								
315	H	Cal Poly	73 57	4	A	Oregon	69 115								

Non-Div I Games: LIFE Pacific 105 31

UC Irvine

■ Loss,
 ■ Non-Conf,
 ■ S Site,
 ■ Home
 ■ A Away
 N Neutral

UC Riverside

Through Games Of Feb. 20, 2019

Average RPI Win:	245	WON-LOST	WINNING	LAST 10	STRENGTH OF	OPP. STRENGTH	TEAM	ADJ.	CONF.	ADJ CONF.
Average RPI Loss:	127	RECORD	PCT. RANK	GAMES	SCHEDULE	OF SCHEDULE	RPI	RPI	RPI	RPI
DIV. I ONLY	12- 12	165	1- 0	161	196	167	167	21	21	
DIV. I NON-CONF.	6- 8	199	1- 0	135	145	160	160	20	20	
TOTALS	RPI 1-25	RPI 26-50	W-L RECORDS	RPI 51-100	RPI 101-150	RPI 150+				
12- 12	0- 2	0- 1	OVERALL	0- 3	0- 2	12- 4				
7- 2	0- 0	0- 0	HOME	0- 1	0- 0	7- 1				
4- 7	0- 0	0- 1	AWAY	0- 2	0- 2	4- 2				
1- 3	0- 2	0- 0	NEUTRAL	0- 0	0- 0	1- 1				
6- 8	0- 2	0- 1	NON-CONFERENCE	0- 1	0- 1	6- 3				
3- 0	0- 0	0- 0	HOME	0- 0	0- 0	3- 0				
2- 5	0- 0	0- 1	AWAY	0- 1	0- 1	2- 2				
1- 3	0- 2	0- 0	NEUTRAL	0- 0	0- 0	1- 1				
6- 4	0- 0	0- 0	CONFERENCE	0- 2	0- 1	6- 1				
4- 2	0- 0	0- 0	HOME	0- 1	0- 0	4- 1				
2- 2	0- 0	0- 0	AWAY	0- 1	0- 1	2- 0				
0- 0	0- 0	0- 0	NEUTRAL	0- 0	0- 0	0- 0				

RPI 1-25				RPI 26-50				RPI 51-100				RPI 101+ Team's RPI: 167			
RPI	S	Opponent	Score	RPI	S	Opponent	Score	RPI	S	Opponent	Score	RPI	S	Opponent	Score
4	N	Oregon	44 94	27	A	BYU	70 72	56	A	Southern California	55 73	119	A	Oklahoma St.	51 76
21	N	Texas A&M	63 70					82	A	UC Davis	59 72	145	A	CSUN	56 69
								82	H	UC Davis	59 67	153	H	New Mexico St.	65 64
												170	H	UC Irvine	88 72
												180	H	Coastal Caro.	62 43
												183	N	Milwaukee	54 56
												186	N	Eastern Wash.	57 45
												249	A	Hawaii	60 55
												256	H	Cal St. Fullerton	62 59
												261	A	California Baptist	57 65
												265	A	CSU Bakersfield	79 67
												271	A	Long Beach St.	73 59
												271	H	Long Beach St.	45 63
												276	A	Utah Valley	53 56
												280	H	Southern Utah	56 50
												291	H	UC Santa Barbara	73 60
												315	H	Cal Poly	80 66
												322	A	Weber St.	71 39
LAST 12 Division I GAMES:															
280	H	Southern Utah	56 50	271	A	Long Beach St.	73 59	145	A	CSUN	56 69				
315	H	Cal Poly	80 66	170	H	UC Irvine	88 72	271	H	Long Beach St.	45 63				
82	A	UC Davis	59 72	82	H	UC Davis	59 67	265	A	CSU Bakersfield	79 67				
256	H	Cal St. Fullerton	62 59												
291	H	UC Santa Barbara	73 60												
249	A	Hawaii	60 55												

Non-Div I Games:

UC Riverside

■ Loss,
 ■ Non-Conf,
 ■ S Site,
 ■ Home
 ■ Away
 N Neutral

Average RPI Win:	225	WON-LOST	WINNING	LAST 10	STRENGTH OF	OPP. STRENGTH	TEAM	ADJ.	CONF.	ADJ CONF.
Average RPI Loss:	176	RECORD	PCT. RANK	GAMES	SCHEDULE	OF SCHEDULE	RPI	RPI	RPI	RPI
DIV. I ONLY	6- 18	297	1- 0	163	255	291	291	21	21	
DIV. I NON-CONF.	3- 10	278	1- 0	168	248	279	279	20	20	
TOTALS	RPI 1-25	RPI 26-50	W-L RECORDS	RPI 51-100	RPI 101-150	RPI 150+				
6- 18	0- 0	0- 1	OVERALL	0- 3	1- 3	5- 11				
4- 8	0- 0	0- 0	HOME	0- 2	1- 1	3- 5				
1- 10	0- 0	0- 1	AWAY	0- 1	0- 2	1- 6				
1- 0	0- 0	0- 0	NEUTRAL	0- 0	0- 0	1- 0				
3- 10	0- 0	0- 1	NON-CONFERENCE	0- 2	0- 2	3- 5				
1- 5	0- 0	0- 0	HOME	0- 1	0- 1	1- 3				
1- 5	0- 0	0- 1	AWAY	0- 1	0- 1	1- 2				
1- 0	0- 0	0- 0	NEUTRAL	0- 0	0- 0	1- 0				
3- 8	0- 0	0- 0	CONFERENCE	0- 1	1- 1	2- 6				
3- 3	0- 0	0- 0	HOME	0- 1	1- 0	2- 2				
0- 5	0- 0	0- 0	AWAY	0- 0	0- 1	0- 4				
0- 0	0- 0	0- 0	NEUTRAL	0- 0	0- 0	0- 0				

RPI	S	Opponent	Score	RPI	S	Opponent	Score	RPI	S	Opponent	Score	RPI	S	Opponent	Score	Team's RPI: 291
47	A	California	45 69	52	H	Saint Mary's (CA)	55 80	106	A	Pacific	53 69	108	H	Loyola Marymount	57 70	
				56	A	Southern California	39 82	145	A	CSUN	65 73	145	H	CSUN	61 60	
				82	H	UC Davis	44 70	153	H	New Mexico St.	73 81	167	A	UC Riverside	60 73	
								170	A	UC Irvine	68 74	170	H	UC Irvine	71 52	
								208	A	San Diego St.	63 58	215	A	UNLV	51 69	
								217	N	Dartmouth	62 56	217	N	Dartmouth	62 56	
								249	A	Hawaii	49 72	249	H	Hawaii	35 47	
								256	H	Cal St. Fullerton	52 59	261	H	California Baptist	64 76	
								265	H	CSU Bakersfield	48 56	271	H	Long Beach St.	60 54	
								276	A	Utah Valley	54 63	315	A	Cal Poly	67 75	
								339	H	Grand Canyon	66 55					
LAST 12 Division I GAMES:																
217	N	Dartmouth	62 56	170	A	UC Irvine	68 74									
170	H	UC Irvine	71 52	249	H	Hawaii	35 47									
249	A	Hawaii	49 72	256	H	Cal St. Fullerton	52 59									
145	H	CSUN	61 60	271	H	Long Beach St.	60 54									
82	H	UC Davis	44 70	315	A	Cal Poly	67 75									
167	A	UC Riverside	60 73	145	A	CSUN	65 73									

Non-Div I Games:

UC Santa Barbara

■ Loss,
■ Non-Conf,
■ S Site,
■ H Home
■ A Away
N Neutral

Average RPI Win:	159	WON-LOST	WINNING	LAST 10	STRENGTH OF	OPP. STRENGTH	TEAM	ADJ.	CONF.	ADJ CONF.
Average RPI Loss:	39	RECORD	PCT. RANK	GAMES	SCHEDULE	OF SCHEDULE	RPI	RPI	RPI	RPI
DIV. I ONLY	21- 5	24	1- 0	53	80	18	18	9	9	
DIV. I NON-CONF.	11- 2	32	0- 0	53	43	15	15	9	9	
TOTALS	RPI 1-25	RPI 26-50	W-L RECORDS	RPI 51-100	RPI 101-150	RPI 150+				
21- 5	0- 4	1- 0	OVERALL	3- 0	5- 1	12- 0				
9- 1	0- 1	1- 0	HOME	2- 0	2- 0	4- 0				
11- 3	0- 2	0- 0	AWAY	1- 0	3- 1	7- 0				
1- 1	0- 1	0- 0	NEUTRAL	0- 0	0- 0	1- 0				
11- 2	0- 2	1- 0	NON-CONFERENCE	1- 0	3- 0	6- 0				
4- 0	0- 0	1- 0	HOME	0- 0	1- 0	2- 0				
6- 1	0- 1	0- 0	AWAY	1- 0	2- 0	3- 0				
1- 1	0- 1	0- 0	NEUTRAL	0- 0	0- 0	1- 0				
10- 3	0- 2	0- 0	CONFERENCE	2- 0	2- 1	6- 0				
5- 1	0- 1	0- 0	HOME	2- 0	1- 0	2- 0				
5- 2	0- 1	0- 0	AWAY	0- 0	1- 1	4- 0				
0- 0	0- 0	0- 0	NEUTRAL	0- 0	0- 0	0- 0				

RPI	S	Opponent	Score
6	A	UConn	57 93
6	H	UConn	41 78
12	N	Syracuse	52 57
24	A	Central Mich.	68 75

RPI	S	Opponent	Score
43	H	Villanova	71 56

RPI	S	Opponent	Score
65	A	Quinnipiac	47 45
85	H	Cincinnati	56 55
97	H	Houston	58 56

RPI	S	Opponent	Score
106	H	Pacific	64 57
123	A	Pittsburgh	61 58
134	A	South Fla.	62 49
134	H	South Fla.	66 63
146	A	Delaware	71 60
147	A	Tulane	59 61
151	A	Duquesne	71 63
152	H	Chattanooga	75 37
155	H	Tulsa	60 44
163	A	Mercer	76 42
201	A	Memphis	68 55
206	A	Stetson	78 55
210	A	East Carolina	61 58
213	N	Liberty	53 45
226	A	SMU	66 54
226	H	SMU	55 43
250	A	Wichita St.	57 49
262	H	Richmond	70 48

LAST 12 Division I GAMES:

250	A	Wichita St.	57 49	6	A	UConn	57 93
6	H	UConn	41 78	210	A	East Carolina	61 58
147	A	Tulane	59 61	226	H	SMU	55 43
226	A	SMU	66 54	155	H	Tulsa	60 44
134	H	South Fla.	66 63	85	H	Cincinnati	56 55
97	H	Houston	58 56	134	A	South Fla.	62 49

Non-Div I Games:

UCF

■ Loss,
 ■ Non-Conf, S Site,
 ■ Home
 ■ Away
 N Neutral

Average RPI Win:	116	WON-LOST	WINNING	LAST 10	STRENGTH OF	OPP. STRENGTH	TEAM	ADJ.	CONF.	ADJ CONF.
Average RPI Loss:	44	RECORD	PCT. RANK	GAMES	SCHEDULE	OF SCHEDULE	RPI	RPI	RPI	RPI
DIV. I ONLY	16- 10	109	1- 0	20	9	42	42	2	2	
DIV. I NON-CONF.	7- 5	132	0- 0	82	46	107	107	2	2	
TOTALS	RPI 1-25	RPI 26-50	W-L RECORDS	RPI 51-100	RPI 101-150	RPI 150+				
16- 10	1- 5	3- 1	OVERALL	4- 2	5- 2	3- 0				
9- 5	0- 3	2- 0	HOME	1- 2	4- 0	2- 0				
7- 2	1- 1	1- 0	AWAY	3- 0	1- 1	1- 0				
0- 3	0- 1	0- 1	NEUTRAL	0- 0	0- 1	0- 0				
7- 5	0- 1	1- 1	NON-CONFERENCE	1- 1	3- 2	2- 0				
6- 1	0- 0	1- 0	HOME	1- 1	3- 0	1- 0				
1- 1	0- 0	0- 0	AWAY	0- 0	0- 1	1- 0				
0- 3	0- 1	0- 1	NEUTRAL	0- 0	0- 1	0- 0				
9- 5	1- 4	2- 0	CONFERENCE	3- 1	2- 0	1- 0				
3- 4	0- 3	1- 0	HOME	0- 1	1- 0	1- 0				
6- 1	1- 1	1- 0	AWAY	3- 0	1- 0	0- 0				
0- 0	0- 0	0- 0	NEUTRAL	0- 0	0- 0	0- 0				

RPI 1-25				RPI 26-50				Team's RPI: 42				RPI 51-100				RPI 101+			
RPI	S	Opponent	Score	RPI	S	Opponent	Score	RPI	S	Opponent	Score	RPI	S	Opponent	Score	RPI	S	Opponent	Score
4	H	Oregon	52 72	29	N	North Carolina	49 83	54	H	Indiana	65 67	108	A	Loyola Marymount	63 69				
5	A	Stanford	80 86	37	H	Rice	59 50	56	A	Southern California	72 65	111	H	Georgia	80 69				
5	H	Stanford	51 65	47	A	California	84 79	56	H	Southern California	67 72	119	H	Oklahoma St.	71 59				
14	A	Arizona St.	61 59	47	H	California	80 74	57	A	Utah	100 90	126	H	Seton Hall	78 62				
22	H	Oregon St.	73 83					73	A	Arizona	98 93	129	H	Washington St.	83 56				
23	N	Kentucky	74 75					89	H	Fresno St.	89 80	134	N	South Fla.	56 60				
												141	A	Colorado	64 60				
												161	H	Washington	76 60				
												315	H	Cal Poly	81 35				
												340	A	UIC	78 47				
LAST 12 Division I GAMES:																			
				47	H	California	80 74					73	A	Arizona	98 93				
				5	H	Stanford	51 65					14	A	Arizona St.	61 59				
				57	A	Utah	100 90					56	H	Southern California	67 72				
				141	A	Colorado	64 60					4	H	Oregon	52 72				
				161	H	Washington	76 60					22	H	Oregon St.	73 83				
				129	H	Washington St.	83 56					5	A	Stanford	80 86				

Non-Div I Games:

UCLA

■ Loss,
 ■ Non-Conf, S Site,
 ■ Home
 ■ Away
 N Neutral

Average RPI Win:	115	WON-LOST	WINNING	LAST 10	STRENGTH OF	OPP. STRENGTH	TEAM	ADJ.	CONF.	ADJ CONF.
Average RPI Loss:	3	RECORD	PCT. RANK	GAMES	SCHEDULE	OF SCHEDULE	RPI	RPI	RPI	RPI
DIV. I ONLY	24- 2	2	1- 0	31	11	6	6	9	9	
DIV. I NON-CONF.	12- 2	31	0- 0	29	1	7	7	9	9	
TOTALS	RPI 1-25	RPI 26-50	W-L RECORDS	RPI 51-100	RPI 101-150	RPI 150+				
24- 2	4- 2	2- 0	OVERALL	5- 0	5- 0	8- 0				
11- 0	2- 0	1- 0	HOME	2- 0	2- 0	4- 0				
9- 2	2- 2	1- 0	AWAY	2- 0	2- 0	2- 0				
4- 0	0- 0	0- 0	NEUTRAL	1- 0	1- 0	2- 0				
12- 2	2- 2	2- 0	NON-CONFERENCE	2- 0	3- 0	3- 0				
4- 0	1- 0	1- 0	HOME	1- 0	1- 0	0- 0				
4- 2	1- 2	1- 0	AWAY	0- 0	1- 0	1- 0				
4- 0	0- 0	0- 0	NEUTRAL	1- 0	1- 0	2- 0				
12- 0	2- 0	0- 0	CONFERENCE	3- 0	2- 0	5- 0				
7- 0	1- 0	0- 0	HOME	1- 0	1- 0	4- 0				
5- 0	1- 0	0- 0	AWAY	2- 0	1- 0	1- 0				
0- 0	0- 0	0- 0	NEUTRAL	0- 0	0- 0	0- 0				

RPI	S	Opponent	Score	RPI	S	Opponent	Score	RPI	S	Opponent	Score	RPI	S	Opponent	Score
1	A	Notre Dame	89 71	26	H	DePaul	99 63	59	N	Purdue	86 40	103	N	St. John's (NY)	65 55
2	A	Baylor	57 68	47	A	California	76 66	85	A	Cincinnati	65 55	126	H	Seton Hall	99 61
3	A	Louisville	69 78					85	H	Cincinnati	82 38	134	H	South Fla.	63 46
15	H	South Carolina	97 79					92	H	Ohio St.	85 53	147	A	Tulane	75 33
18	A	UCF	78 41					97	A	Houston	81 61	148	A	Oklahoma	72 63
18	H	UCF	93 57									164	A	Temple	88 67
												164	H	Temple	109 74
												187	A	Saint Louis	98 42
												191	N	Vanderbilt	80 42
												201	H	Memphis	102 45
												206	N	Ole Miss	90 50
												210	H	East Carolina	118 55
												226	H	SMU	79 39
LAST 12 Division I GAMES:															
201	H	Memphis	102 45	3	A	Louisville	69 78								
18	A	UCF	78 41	18	H	UCF	93 57								
15	H	South Carolina	97 79	226	H	SMU	79 39								
164	H	Temple	109 74	164	A	Temple	88 67								
210	H	East Carolina	118 55	147	A	Tulane	75 33								
85	A	Cincinnati	65 55	134	H	South Fla.	63 46								

Non-Div I Games:

UConn

■ Loss,
 ■ Non-Conf, S Site,
 ■ Home
 ■ Away
 N Neutral

Average RPI Win:	318	WON-LOST	WINNING	LAST 10	STRENGTH OF	OPP. STRENGTH	TEAM	ADJ.	CONF.	ADJ CONF.
Average RPI Loss:	182	RECORD	PCT. RANK	GAMES	SCHEDULE	OF SCHEDULE	RPI	RPI	RPI	RPI
DIV. I ONLY	3- 23	343	0- 1	301	221	340	340	20	20	
DIV. I NON-CONF.	2- 9	297	0- 0	225	218	306	306	17	17	
TOTALS	RPI 1-25	RPI 26-50	W-L RECORDS	RPI 51-100	RPI 101-150	RPI 150+				
3- 23	0- 1	0- 2	OVERALL	0- 3	0- 4	3- 13				
2- 8	0- 0	0- 2	HOME	0- 1	0- 1	2- 4				
1- 13	0- 1	0- 0	AWAY	0- 2	0- 3	1- 7				
0- 2	0- 0	0- 0	NEUTRAL	0- 0	0- 0	0- 2				
2- 9	0- 1	0- 2	NON-CONFERENCE	0- 0	0- 1	2- 5				
1- 3	0- 0	0- 2	HOME	0- 0	0- 0	1- 1				
1- 4	0- 1	0- 0	AWAY	0- 0	0- 1	1- 2				
0- 2	0- 0	0- 0	NEUTRAL	0- 0	0- 0	0- 2				
1- 14	0- 0	0- 0	CONFERENCE	0- 3	0- 3	1- 8				
1- 5	0- 0	0- 0	HOME	0- 1	0- 1	1- 3				
0- 9	0- 0	0- 0	AWAY	0- 2	0- 2	0- 5				
0- 0	0- 0	0- 0	NEUTRAL	0- 0	0- 0	0- 0				

RPI 1-25				RPI 26-50				RPI 51-100				RPI 101+ Team's RPI: 340			
RPI	S	Opponent	Score	RPI	S	Opponent	Score	RPI	S	Opponent	Score	RPI	S	Opponent	Score
9	A	Marquette	32 96	42	H	UCLA	47 78	63	A	Green Bay	32 62	101	A	Northwestern	44 87
				45	H	Miami (OH)	56 65	75	A	Wright St.	47 72	109	A	Youngstown St.	29 81
								75	H	Wright St.	46 79	109	H	Youngstown St.	59 83
												124	A	IUPUI	43 71
												183	A	Milwaukee	53 72
												189	A	Indiana St.	53 60
												190	A	Eastern Mich.	38 52
												223	H	Loyola Chicago	60 75
												266	A	Northern Ky.	44 78
												266	H	Northern Ky.	49 67
												284	A	Cleveland St.	53 71
												284	H	Cleveland St.	48 74
												290	N	Jackson St.	57 72
												294	N	Fairfield	60 68
												306	A	Oakland	57 74
												306	H	Oakland	69 65
												311	H	Valparaiso	75 65
												333	A	Detroit Mercy	45 62
												333	H	Detroit Mercy	36 42
												336	A	Evansville	62 54
LAST 12 Division I GAMES:															
306	A	Oakland	57 74	183	A	Milwaukee	53 72								
333	A	Detroit Mercy	45 62	63	A	Green Bay	32 62								
109	H	Youngstown St.	59 83	124	A	IUPUI	43 71								
284	H	Cleveland St.	48 74	333	H	Detroit Mercy	36 42								
266	A	Northern Ky.	44 78	306	H	Oakland	69 65								
75	A	Wright St.	47 72	284	A	Cleveland St.	53 71								

Non-Div I Games:

UIC

■ Loss,
■ Non-Conf,
■ S Site,
■ H Home
■ A Away
N Neutral

UMBC				STRENGTH OF SCHEDULE	OPP. STRENGTH OF SCHEDULE	TEAM RPI	ADJ. RPI	CONF. RPI	ADJ CONF. RPI
Average RPI Win:	308	WON-LOST RECORD	WINNING PCT. RANK						
Average RPI Loss:	186		LAST 10 GAMES						
DIV. I ONLY	5- 18	312	0- 1	291	263	319	319	23	23
DIV. I NON-CONF.	4- 6	212	0- 0	291	263	266	266	25	25
TOTALS	RPI 1-25	RPI 26-50	W-L RECORDS	RPI 51-100	RPI 101-150	RPI 150+			
5- 18	0- 1	0- 0	OVERALL	0- 3	0- 4	5- 10			
1- 9	0- 0	0- 0	HOME	0- 1	0- 2	1- 6			
2- 9	0- 1	0- 0	AWAY	0- 2	0- 2	2- 4			
2- 0	0- 0	0- 0	NEUTRAL	0- 0	0- 0	2- 0			
4- 6	0- 1	0- 0	NON-CONFERENCE	0- 1	0- 1	4- 3			
0- 4	0- 0	0- 0	HOME	0- 0	0- 1	0- 3			
2- 2	0- 1	0- 0	AWAY	0- 1	0- 0	2- 0			
2- 0	0- 0	0- 0	NEUTRAL	0- 0	0- 0	2- 0			
1- 12	0- 0	0- 0	CONFERENCE	0- 2	0- 3	1- 7			
1- 5	0- 0	0- 0	HOME	0- 1	0- 1	1- 3			
0- 7	0- 0	0- 0	AWAY	0- 1	0- 2	0- 4			
0- 0	0- 0	0- 0	NEUTRAL	0- 0	0- 0	0- 0			

RPI 1-25				RPI 26-50				RPI 51-100				RPI 101+ Team's RPI: 319			
RPI	S	Opponent	Score	RPI	S	Opponent	Score	RPI	S	Opponent	Score	RPI	S	Opponent	Score
16	A	Maryland	61 92					70	A	Maine	44 84	110	A	Hartford	47 92
								70	H	Maine	45 58	110	H	Hartford	52 66
								84	A	American	42 64	116	H	Towson	62 71
												150	A	Stony Brook	44 57
												182	H	UMES	67 73
												227	A	Albany (NY)	44 64
												241	H	Mt. St. Mary's	52 65
												251	H	Hofstra	42 45
												258	A	Binghamton	45 67
												258	H	Binghamton	46 58
												272	A	Vermont	50 58
												272	H	Vermont	44 58
												299	N	Kennesaw St.	57 53
												300	N	UTSA	72 58
												302	A	Morgan St.	73 68
												309	H	New Hampshire	64 62
												327	A	UMass Lowell	41 62
												327	H	UMass Lowell	55 67
												328	A	Coppin St.	57 52
LAST 12 Division I GAMES:															
272	A	Vermont	50 58	309	H	New Hampshire	64 62								
327	A	UMass Lowell	41 62	272	H	Vermont	44 58								
258	H	Binghamton	46 58	227	A	Albany (NY)	44 64								
70	H	Maine	45 58	258	A	Binghamton	45 67								
110	A	Hartford	47 92	327	H	UMass Lowell	55 67								
150	A	Stony Brook	44 57	110	H	Hartford	52 66								

Non-Div I Games: Notre Dame (MD) 81 43 Eastern 81 42 Gettysburg 65 51

UMBC

Loss, Non-Conf, S Site, H Home A Away N Neutral

UMES				STRENGTH OF SCHEDULE	OPP. STRENGTH OF SCHEDULE	TEAM RPI	ADJ. RPI	CONF. RPI	ADJ CONF. RPI
Average RPI Win:	295	WON-LOST RECORD	WINNING PCT. RANK						
Average RPI Loss:	155		LAST 10 GAMES						
DIV. I ONLY	13- 11	146	1- 0	295	307	182	182	32	32
DIV. I NON-CONF.	2- 9	297	0- 0	247	64	264	264	32	32

TOTALS	RPI 1-25	RPI 26-50	W-L RECORDS	RPI 51-100	RPI 101-150	RPI 150+			
13- 11	0- 2	0- 1	OVERALL	0- 1	0- 1	13- 6			
5- 2	0- 0	0- 1	HOME	0- 0	0- 0	5- 1			
8- 9	0- 2	0- 0	AWAY	0- 1	0- 1	8- 5			
0- 0	0- 0	0- 0	NEUTRAL	0- 0	0- 0	0- 0			
2- 9	0- 2	0- 1	NON-CONFERENCE	0- 1	0- 1	2- 4			
0- 1	0- 0	0- 1	HOME	0- 0	0- 0	0- 0			
2- 8	0- 2	0- 0	AWAY	0- 1	0- 1	2- 4			
0- 0	0- 0	0- 0	NEUTRAL	0- 0	0- 0	0- 0			
11- 2	0- 0	0- 0	CONFERENCE	0- 0	0- 0	11- 2			
5- 1	0- 0	0- 0	HOME	0- 0	0- 0	5- 1			
6- 1	0- 0	0- 0	AWAY	0- 0	0- 0	6- 1			
0- 0	0- 0	0- 0	NEUTRAL	0- 0	0- 0	0- 0			

RPI 1-25				RPI 26-50				RPI 51-100				RPI 101+ Team's RPI: 182			
RPI	S	Opponent	Score	RPI	S	Opponent	Score	RPI	S	Opponent	Score	RPI	S	Opponent	Score
12	A	Syracuse	51 96	39	H	Buffalo	63 69	94	A	Georgetown	55 74	121	A	Wake Forest	67 78
17	A	Miami (FL)	53 71									195	A	N.C. A&T	58 70
												195	H	N.C. A&T	49 51
												210	A	East Carolina	69 84
												216	A	Bethune-Cookman	64 52
												221	A	George Mason	49 70
												237	A	Howard	80 73
												237	H	Howard	80 72
												241	A	Mt. St. Mary's	86 73
												262	A	Richmond	55 57
												270	A	Norfolk St.	59 43
												302	A	Morgan St.	73 68
												308	H	South Carolina St.	63 43
												319	A	UMBC	73 67
												328	H	Coppin St.	74 54
												338	A	Longwood	71 83
												341	A	N.C. Central	69 61
												341	H	N.C. Central	59 49
												347	A	Florida A&M	68 36
												348	H	Savannah St.	78 46
LAST 12 Division I GAMES:															
328	H	Coppin St.	74 54	270	A	Norfolk St.	59 43								
195	A	N.C. A&T	58 70	216	A	Bethune-Cookman	64 52								
341	A	N.C. Central	69 61	347	A	Florida A&M	68 36								
348	H	Savannah St.	78 46	195	H	N.C. A&T	49 51								
308	H	South Carolina St.	63 43	341	H	N.C. Central	59 49								
237	A	Howard	80 73	237	H	Howard	80 72								

Non-Div I Games: Regent 72 16 Cheyney 88 39

UMES

■ Loss,
 ■ Non-Conf,
 ■ S Site,
 ■ Home
 ■ A Away
 N Neutral

Average RPI Win:	287	WON-LOST	WINNING	LAST 10	STRENGTH OF	OPP. STRENGTH	TEAM	ADJ.	CONF.	ADJ CONF.
Average RPI Loss:	175	RECORD	PCT. RANK	GAMES	SCHEDULE	OF SCHEDULE	RPI	RPI	RPI	RPI
DIV. I ONLY	10- 12	204	0- 1	284	320	240	240	30	30	
DIV. I NON-CONF.	4- 7	228	0- 0	156	237	205	205	30	30	
TOTALS	RPI 1-25	RPI 26-50	W-L RECORDS	RPI 51-100	RPI 101-150	RPI 150+				
10- 12	0- 0	0- 2	OVERALL	0- 0	0- 1	10- 9				
3- 6	0- 0	0- 0	HOME	0- 0	0- 0	3- 6				
7- 6	0- 0	0- 2	AWAY	0- 0	0- 1	7- 3				
0- 0	0- 0	0- 0	NEUTRAL	0- 0	0- 0	0- 0				
4- 7	0- 0	0- 2	NON-CONFERENCE	0- 0	0- 1	4- 4				
2- 2	0- 0	0- 0	HOME	0- 0	0- 0	2- 2				
2- 5	0- 0	0- 2	AWAY	0- 0	0- 1	2- 2				
0- 0	0- 0	0- 0	NEUTRAL	0- 0	0- 0	0- 0				
6- 5	0- 0	0- 0	CONFERENCE	0- 0	0- 0	6- 5				
1- 4	0- 0	0- 0	HOME	0- 0	0- 0	1- 4				
5- 1	0- 0	0- 0	AWAY	0- 0	0- 0	5- 1				
0- 0	0- 0	0- 0	NEUTRAL	0- 0	0- 0	0- 0				

RPI 1-25			RPI 26-50			RPI 51-100			RPI 101+ Team's RPI: 240		
RPI	S	Opponent	Score	RPI	S	Opponent	Score	RPI	S	Opponent	Score
				28	A	Missouri	59 66	133	A	Kansas	55 67
				46	A	Kansas St.	50 61	153	H	New Mexico St.	86 90
								157	H	Illinois St.	55 62
								166	H	Louisiana Tech	80 70
								171	A	Denver	75 92
								172	A	Oral Roberts	64 75
								221	H	George Mason	84 91
								223	A	Loyola Chicago	88 74
								224	H	UTRGV	56 75
								254	H	SIUE	80 75
								261	A	California Baptist	78 74
								261	H	California Baptist	92 95
								265	A	CSU Bakersfield	71 85
								265	H	CSU Bakersfield	57 67
								276	A	Utah Valley	68 64
								320	A	North Dakota St.	69 59
								339	A	Grand Canyon	65 56
								339	H	Grand Canyon	73 45
								342	A	Seattle U	86 62
								349	A	Chicago St.	111 58
LAST 12 Division I GAMES:											
265	A	CSU Bakersfield	71 85	276	A	Utah Valley	68 64				
339	A	Grand Canyon	65 56	339	H	Grand Canyon	73 45				
261	H	California Baptist	92 95	265	H	CSU Bakersfield	57 67				
224	H	UTRGV	56 75	261	A	California Baptist	78 74				
153	H	New Mexico St.	86 90	349	A	Chicago St.	111 58				
342	A	Seattle U	86 62	157	H	Illinois St.	55 62				

Non-Div I Games: Peru St. 98 62 Mo.-St. Louis 92 63

UMKC

Loss, Non-Conf, S Site, H Home A Away N Neutral

Average RPI Win:	305	WON-LOST	WINNING	LAST 10	STRENGTH OF	OPP. STRENGTH	TEAM	ADJ.	CONF.	ADJ CONF.
Average RPI Loss:	207	RECORD	PCT. RANK	GAMES	SCHEDULE	OF SCHEDULE	RPI	RPI	RPI	RPI
DIV. I ONLY	6- 20	309	0- 1	309	308	327	327	23	23	
DIV. I NON-CONF.	3- 9	271	0- 0	296	336	311	311	25	25	
TOTALS	RPI 1-25	RPI 26-50	W-L RECORDS	RPI 51-100	RPI 101-150	RPI 150+				
6- 20	0- 0	0- 0	OVERALL	0- 3	0- 4	6- 13				
3- 8	0- 0	0- 0	HOME	0- 1	0- 2	3- 5				
3- 12	0- 0	0- 0	AWAY	0- 2	0- 2	3- 8				
0- 0	0- 0	0- 0	NEUTRAL	0- 0	0- 0	0- 0				
3- 9	0- 0	0- 0	NON-CONFERENCE	0- 2	0- 1	3- 6				
1- 3	0- 0	0- 0	HOME	0- 1	0- 0	1- 2				
2- 6	0- 0	0- 0	AWAY	0- 1	0- 1	2- 4				
0- 0	0- 0	0- 0	NEUTRAL	0- 0	0- 0	0- 0				
3- 11	0- 0	0- 0	CONFERENCE	0- 1	0- 3	3- 7				
2- 5	0- 0	0- 0	HOME	0- 0	0- 2	2- 3				
1- 6	0- 0	0- 0	AWAY	0- 1	0- 1	1- 4				
0- 0	0- 0	0- 0	NEUTRAL	0- 0	0- 0	0- 0				

RPI 1-25				RPI 26-50				RPI 51-100				RPI 101+				Team's RPI: 327	
RPI	S	Opponent	Score	RPI	S	Opponent	Score	RPI	S	Opponent	Score	RPI	S	Opponent	Score		
								62	A	Butler	36	89	110	H	Hartford	44	66
								70	A	Maine	45	79	126	A	Seton Hall	57	90
								100	H	Providence	47	71	150	A	Stony Brook	56	76
												150	H	Stony Brook	47	64	
												200	A	Holy Cross	54	63	
												217	A	Dartmouth	54	70	
												225	A	Cornell	54	63	
												227	A	Albany (NY)	56	63	
												227	H	Albany (NY)	53	56	
												234	A	Massachusetts	62	59	
												255	H	Colgate	52	61	
												258	A	Binghamton	53	58	
												258	H	Binghamton	50	70	
												272	A	Vermont	42	52	
												272	H	Vermont	54	51	
												302	A	Morgan St.	49	61	
												309	A	New Hampshire	46	54	
												309	H	New Hampshire	53	56	
												316	H	Bryant	57	58	
												319	A	UMBC	67	55	
												319	H	UMBC	62	41	
												335	H	Saint Peter's	59	57	
												351	A	LIU Brooklyn	69	64	
LAST 12 Division I GAMES:																	
				258	A	Binghamton	53	58	70	A	Maine	45	79				
				319	H	UMBC	62	41	258	H	Binghamton	50	70				
				227	H	Albany (NY)	53	56	110	H	Hartford	44	66				
				150	H	Stony Brook	47	64	227	A	Albany (NY)	56	63				
				309	A	New Hampshire	46	54	319	A	UMBC	67	55				
				272	A	Vermont	42	52	309	H	New Hampshire	53	56				

Non-Div I Games: Fisher 79 45

UMass Lowell

■ Loss,
 ■ Non-Conf,
 ■ S Site,
 ■ H Home
 ■ A Away
 N Neutral

UNC Asheville

Through Games Of Feb. 20, 2019

Average RPI Win:	276	WON-LOST	WINNING	LAST 10	STRENGTH OF	OPP. STRENGTH	TEAM	ADJ.	CONF.	ADJ CONF.
Average RPI Loss:	163	RECORD	PCT. RANK	GAMES	SCHEDULE	OF SCHEDULE	RPI	RPI	RPI	RPI
DIV. I ONLY	13- 11	146	1- 0	240	312	177	177	28	28	
DIV. I NON-CONF.	4- 6	212	0- 0	113	280	193	193	29	29	
TOTALS	RPI 1-25	RPI 26-50	W-L RECORDS	RPI 51-100	RPI 101-150	RPI 150+				
13- 11	0- 0	0- 1	OVERALL	0- 2	2- 2	11- 6				
9- 1	0- 0	0- 0	HOME	0- 0	2- 0	7- 1				
4- 10	0- 0	0- 1	AWAY	0- 2	0- 2	4- 5				
0- 0	0- 0	0- 0	NEUTRAL	0- 0	0- 0	0- 0				
4- 6	0- 0	0- 1	NON-CONFERENCE	0- 1	1- 2	3- 2				
4- 0	0- 0	0- 0	HOME	0- 0	1- 0	3- 0				
0- 6	0- 0	0- 1	AWAY	0- 1	0- 2	0- 2				
0- 0	0- 0	0- 0	NEUTRAL	0- 0	0- 0	0- 0				
9- 5	0- 0	0- 0	CONFERENCE	0- 1	1- 0	8- 4				
5- 1	0- 0	0- 0	HOME	0- 0	1- 0	4- 1				
4- 4	0- 0	0- 0	AWAY	0- 1	0- 0	4- 3				
0- 0	0- 0	0- 0	NEUTRAL	0- 0	0- 0	0- 0				

RPI S	Opponent	Score	RPI S	Opponent	Score	RPI S	Opponent	Score	RPI S	Opponent	Score	Team's RPI: 177
40	A Tennessee	46 73	66	A Middle Tenn.	46 67	125	H High Point	67 56	132	A Tennessee Tech	53 60	
			93	A Radford	46 60	135	A Charlotte	53 70	142	H Davidson	69 56	
						163	A Mercer	47 61	202	H Hampton	58 61	
						209	A Furman	47 58	222	A Campbell	48 49	
						222	H Campbell	60 52	232	A Gardner-Webb	59 69	
						253	H ETSU	56 55	269	H Wofford	60 46	
						281	A Winthrop	55 43	281	H Winthrop	70 36	
						301	A Charleston So.	59 70	330	A Presbyterian	52 43	
						330	H Presbyterian	51 45	334	H Western Caro.	74 49	
						338	A Longwood	68 57	338	H Longwood	80 55	
						344	A USC Upstate	93 86				
LAST 12 Division I GAMES:												
338	A Longwood	68 57	330	A Presbyterian	52 43							
281	A Winthrop	55 43	338	H Longwood	80 55							
330	H Presbyterian	51 45	125	H High Point	67 56							
222	A Campbell	48 49	344	A USC Upstate	93 86							
301	A Charleston So.	59 70	222	H Campbell	60 52							
281	H Winthrop	70 36	232	A Gardner-Webb	59 69							

Non-Div I Games: Warren Wilson 92 31

UNC Asheville

■ Loss,
 ■ Non-Conf,
 ■ S Site,
 ■ Home
 ■ A Away
 N Neutral

UNC Greensboro

Through Games Of Feb. 20, 2019

Average RPI Win:	257	WON-LOST	WINNING	LAST 10	STRENGTH OF	OPP. STRENGTH	TEAM	ADJ.	CONF.	ADJ CONF.
Average RPI Loss:	191	RECORD	PCT. RANK	GAMES	SCHEDULE	OF SCHEDULE	RPI	RPI	RPI	RPI
DIV. I ONLY	5- 17	311	0- 1	236	280	310	310	27	27	
DIV. I NON-CONF.	2- 9	297	0- 0	197	206	294	294	24	24	
TOTALS	RPI 1-25	RPI 26-50	W-L RECORDS	RPI 51-100	RPI 101-150	RPI 150+				
5- 17	0- 0	0- 1	OVERALL	0- 0	0- 4	5- 12				
4- 3	0- 0	0- 0	HOME	0- 0	0- 0	4- 3				
0- 13	0- 0	0- 1	AWAY	0- 0	0- 3	0- 9				
1- 1	0- 0	0- 0	NEUTRAL	0- 0	0- 1	1- 0				
2- 9	0- 0	0- 1	NON-CONFERENCE	0- 0	0- 4	2- 4				
1- 1	0- 0	0- 0	HOME	0- 0	0- 0	1- 1				
0- 7	0- 0	0- 1	AWAY	0- 0	0- 3	0- 3				
1- 1	0- 0	0- 0	NEUTRAL	0- 0	0- 1	1- 0				
3- 8	0- 0	0- 0	CONFERENCE	0- 0	0- 0	3- 8				
3- 2	0- 0	0- 0	HOME	0- 0	0- 0	3- 2				
0- 6	0- 0	0- 0	AWAY	0- 0	0- 0	0- 6				
0- 0	0- 0	0- 0	NEUTRAL	0- 0	0- 0	0- 0				

RPI 1-25			RPI 26-50			RPI 51-100			RPI 101+			Team's RPI: 310
RPI	S	Opponent	Score	RPI	S	Opponent	Score	RPI	S	Opponent	Score	
				29	A	North Carolina	62 83					

Non-Div I Games: Pfeiffer 92 23 UNC Pembroke 72 32 Lees-McRae 92 36 Young Harris 62 29
UNC Greensboro

Loss, Non-Conf, S Site, H Home A Away N Neutral

Average RPI Win: 225	WON-LOST	WINNING	LAST 10	STRENGTH OF	OPP. STRENGTH	TEAM	ADJ.	CONF.	ADJ CONF.
Average RPI Loss: 90	RECORD	PCT. RANK	GAMES	SCHEDULE	OF SCHEDULE	RPI	RPI	RPI	RPI
DIV. I ONLY	13- 9	128	0- 1	149	167	113	113	10	10
DIV. I NON-CONF.	5- 4	139	0- 0	279	250	164	164	10	10
TOTALS	RPI 1-25	RPI 26-50	W-L RECORDS	RPI 51-100	RPI 101-150	RPI 150+			
13- 9	0- 0	1- 3	OVERALL	1- 2	1- 3	10- 1			
10- 0	0- 0	1- 0	HOME	1- 0	1- 0	7- 0			
3- 9	0- 0	0- 3	AWAY	0- 2	0- 3	3- 1			
0- 0	0- 0	0- 0	NEUTRAL	0- 0	0- 0	0- 0			
5- 4	0- 0	0- 2	NON-CONFERENCE	0- 1	0- 1	5- 0			
3- 0	0- 0	0- 0	HOME	0- 0	0- 0	3- 0			
2- 4	0- 0	0- 2	AWAY	0- 1	0- 1	2- 0			
0- 0	0- 0	0- 0	NEUTRAL	0- 0	0- 0	0- 0			
8- 5	0- 0	1- 1	CONFERENCE	1- 1	1- 2	5- 1			
7- 0	0- 0	1- 0	HOME	1- 0	1- 0	4- 0			
1- 5	0- 0	0- 1	AWAY	0- 1	0- 2	1- 1			
0- 0	0- 0	0- 0	NEUTRAL	0- 0	0- 0	0- 0			

RPI S	Opponent	Score	RPI S	Opponent	Score	RPI S	Opponent	Score	RPI S	Opponent	Score	Team's RPI: 113
			29	A North Carolina	55 82	72	A Drexel	55 67	116	A Towson	61 82	
			35	A Ohio	72 95	88	H Northeastern	83 70	116	H Towson	77 73	
			36	A James Madison	51 58	95	A VCU	47 58	123	A Pittsburgh	56 60	
			36	H James Madison	66 63				146	A Delaware	53 65	
									160	A William & Mary	64 70	
									160	H William & Mary	66 58	
									210	A East Carolina	71 68	
									211	A Elon	75 70	
									211	H Elon	76 51	
									251	H Hofstra	89 54	
									288	H Col. of Charleston	71 49	
									330	H Presbyterian	63 48	
									338	H Longwood	35 33	
									339	H Grand Canyon	77 55	
									341	A N.C. Central	89 82	
LAST 12 Division I GAMES:												
			36	A James Madison	51 58	72	A Drexel	55 67				
			116	A Towson	61 82	146	A Delaware	53 65				
			160	H William & Mary	66 58	116	H Towson	77 73				
			211	H Elon	76 51	36	H James Madison	66 63				
			88	H Northeastern	83 70	211	A Elon	75 70				
			251	H Hofstra	89 54	160	A William & Mary	64 70				

Non-Div I Games: Fayetteville St. 72 54 Belmont Abbey 74 58

UNCW

Loss, Non-Conf, S Site, H Home A Away N Neutral

Average RPI Win:	223	WON-LOST	WINNING	LAST 10	STRENGTH OF	OPP. STRENGTH	TEAM	ADJ.	CONF.	ADJ CONF.
Average RPI Loss:	53	RECORD	PCT. RANK	GAMES	SCHEDULE	OF SCHEDULE	RPI	RPI	RPI	RPI
DIV. I ONLY	14- 9	112	0- 1	90	125	78	78	13	13	
DIV. I NON-CONF.	6- 5	143	0- 1	56	52	65	65	15	15	
TOTALS	RPI 1-25	RPI 26-50	W-L RECORDS	RPI 51-100	RPI 101-150	RPI 150+				
14- 9	0- 4	0- 1	OVERALL	0- 3	3- 0	11- 1				
7- 2	0- 1	0- 0	HOME	0- 1	2- 0	5- 0				
7- 6	0- 3	0- 1	AWAY	0- 1	1- 0	6- 1				
0- 1	0- 0	0- 0	NEUTRAL	0- 1	0- 0	0- 0				
6- 5	0- 2	0- 1	NON-CONFERENCE	0- 2	3- 0	3- 0				
4- 0	0- 0	0- 0	HOME	0- 0	2- 0	2- 0				
2- 4	0- 2	0- 1	AWAY	0- 1	1- 0	1- 0				
0- 1	0- 0	0- 0	NEUTRAL	0- 1	0- 0	0- 0				
8- 4	0- 2	0- 0	CONFERENCE	0- 1	0- 0	8- 1				
3- 2	0- 1	0- 0	HOME	0- 1	0- 0	3- 0				
5- 2	0- 1	0- 0	AWAY	0- 0	0- 0	5- 1				
0- 0	0- 0	0- 0	NEUTRAL	0- 0	0- 0	0- 0				

RPI 1-25				RPI 26-50				RPI 51-100 Team's RPI: 78				RPI 101+			
RPI	S	Opponent	Score	RPI	S	Opponent	Score	RPI	S	Opponent	Score	RPI	S	Opponent	Score
8	A	Iowa	57 83	46	A	Kansas St.	62 72	51	N	Boise St.	60 61	112	H	Creighton	65 55
9	A	Marquette	61 102					69	H	Missouri St.	58 63	124	A	IUPUI	53 40
19	A	Drake	61 76					96	A	Northern Ill.	59 70	146	H	Delaware	79 67
19	H	Drake	64 88									157	A	Illinois St.	64 66
												159	A	Bradley	81 78
												162	H	Southern Ill.	65 53
												189	A	Indiana St.	71 51
												223	A	Loyola Chicago	71 65
												223	H	Loyola Chicago	64 52
												244	H	North Dakota	64 60
												271	A	Long Beach St.	71 64
												311	A	Valparaiso	64 56
												311	H	Valparaiso	71 52
												317	H	Omaha	79 50
												336	A	Evansville	74 46
LAST 12 Division I GAMES:															
96	A	Northern Ill.	59 70	162	H	Southern Ill.	65 53								
9	A	Marquette	61 102	189	A	Indiana St.	71 51								
19	A	Drake	61 76	336	A	Evansville	74 46								
311	A	Valparaiso	64 56	19	H	Drake	64 88								
223	A	Loyola Chicago	71 65	223	H	Loyola Chicago	64 52								
69	H	Missouri St.	58 63	311	H	Valparaiso	71 52								

Non-Div I Games: Minnesota St. 73 56

UNI

Loss, Non-Conf, S Site, H Home A Away N Neutral

Average RPI Win:	238	WON-LOST	WINNING	LAST 10	STRENGTH OF	OPP. STRENGTH	TEAM	ADJ.	CONF.	ADJ CONF.
Average RPI Loss:	122	RECORD	PCT. RANK	GAMES	SCHEDULE	OF SCHEDULE	RPI	RPI	RPI	RPI
DIV. I ONLY	9- 16	252	0- 1	104	160	215	215	15	15	
DIV. I NON-CONF.	2- 9	297	0- 1	69	207	268	268	13	13	
TOTALS	RPI 1-25	RPI 26-50	W-L RECORDS	RPI 51-100	RPI 101-150	RPI 150+				
9- 16	0- 1	0- 2	OVERALL	1- 7	0- 1	8- 5				
7- 7	0- 1	0- 1	HOME	1- 4	0- 0	6- 1				
2- 9	0- 0	0- 1	AWAY	0- 3	0- 1	2- 4				
0- 0	0- 0	0- 0	NEUTRAL	0- 0	0- 0	0- 0				
2- 9	0- 1	0- 0	NON-CONFERENCE	0- 4	0- 1	2- 3				
2- 5	0- 1	0- 0	HOME	0- 3	0- 0	2- 1				
0- 4	0- 0	0- 0	AWAY	0- 1	0- 1	0- 2				
0- 0	0- 0	0- 0	NEUTRAL	0- 0	0- 0	0- 0				
7- 7	0- 0	0- 2	CONFERENCE	1- 3	0- 0	6- 2				
5- 2	0- 0	0- 1	HOME	1- 1	0- 0	4- 0				
2- 5	0- 0	0- 1	AWAY	0- 2	0- 0	2- 2				
0- 0	0- 0	0- 0	NEUTRAL	0- 0	0- 0	0- 0				

RPI 1-25				RPI 26-50				RPI 51-100				RPI 101+ Team's RPI: 215			
RPI	S	Opponent	Score	RPI	S	Opponent	Score	RPI	S	Opponent	Score	RPI	S	Opponent	Score
13	H	Gonzaga	59 70	44	A	Wyoming	62 90	51	H	Boise St.	57 64	130	A	Portland St.	49 58
				44	H	Wyoming	49 64	55	A	New Mexico	77 80	170	A	UC Irvine	55 57
								55	H	New Mexico	66 57	199	H	Utah St.	77 56
								56	H	Southern California	72 86	208	H	San Diego St.	71 57
								66	H	Middle Tenn.	62 66	218	H	Florida	56 53
								75	H	Wright St.	52 68	235	A	Nevada	62 70
								89	A	Fresno St.	55 73	249	H	Hawaii	61 66
								91	A	Duke	38 66	275	A	Colorado St.	49 52
												282	A	Air Force	62 47
												282	H	Air Force	66 56
												291	H	UC Santa Barbara	69 51
												305	A	San Jose St.	53 43
												305	H	San Jose St.	74 70
												308	A	South Carolina St.	49 58
LAST 12 Division I GAMES:															
308	A	South Carolina St.	49 58	89	A	Fresno St.	55 73								
218	H	Florida	56 53	51	H	Boise St.	57 64								
66	H	Middle Tenn.	62 66	199	H	Utah St.	77 56								
44	H	Wyoming	49 64	235	A	Nevada	62 70								
305	H	San Jose St.	74 70	208	H	San Diego St.	71 57								
282	A	Air Force	62 47	55	A	New Mexico	77 80								

Non-Div I Games:

UNLV

■ Loss,
 ■ Non-Conf, S Site,
 ■ Home
 ■ Away
 N Neutral

Average RPI Win:	320	WON-LOST	WINNING	LAST 10	STRENGTH OF	OPP. STRENGTH	TEAM	ADJ.	CONF.	ADJ CONF.
Average RPI Loss:	232	RECORD	PCT. RANK	GAMES	SCHEDULE	OF SCHEDULE	RPI	RPI	RPI	RPI
DIV. I ONLY	3- 18	332	0- 1	345	316	344	344	28	28	
DIV. I NON-CONF.	1- 7	319	0- 0	322	330	337	337	29	29	
TOTALS	RPI 1-25	RPI 26-50	W-L RECORDS	RPI 51-100	RPI 101-150	RPI 150+				
3- 18	0- 0	0- 0	OVERALL	0- 3	0- 1	3- 14				
1- 5	0- 0	0- 0	HOME	0- 1	0- 1	1- 3				
2- 13	0- 0	0- 0	AWAY	0- 2	0- 0	2- 11				
0- 0	0- 0	0- 0	NEUTRAL	0- 0	0- 0	0- 0				
1- 7	0- 0	0- 0	NON-CONFERENCE	0- 2	0- 0	1- 5				
0- 0	0- 0	0- 0	HOME	0- 0	0- 0	0- 0				
1- 7	0- 0	0- 0	AWAY	0- 2	0- 0	1- 5				
0- 0	0- 0	0- 0	NEUTRAL	0- 0	0- 0	0- 0				
2- 11	0- 0	0- 0	CONFERENCE	0- 1	0- 1	2- 9				
1- 5	0- 0	0- 0	HOME	0- 1	0- 1	1- 3				
1- 6	0- 0	0- 0	AWAY	0- 0	0- 0	1- 6				
0- 0	0- 0	0- 0	NEUTRAL	0- 0	0- 0	0- 0				

RPI S	Opponent	Score	RPI S	Opponent	Score	RPI S	Opponent	Score	RPI S	Opponent	Score	Team's RPI: 344
67	A Virginia Tech	45	96	125	H High Point	61	87	177	H UNC Asheville	86	93	
86	A Nebraska	64	87	202	A Hampton	43	67	209	A Furman	67	78	
93	H Radford	41	82	210	A East Carolina	53	63	222	A Campbell	41	61	
				232	A Gardner-Webb	72	92	281	A Winthrop	76	50	
				301	A Charleston So.	62	74	301	H Charleston So.	75	78	
				308	A South Carolina St.	66	71	317	A Omaha	69	96	
				330	A Presbyterian	54	70	330	H Presbyterian	58	66	
				334	A Western Caro.	64	68	338	A Longwood	58	80	
				338	H Longwood	72	67	341	A N.C. Central	82	63	
LAST 12 Division I GAMES:												
330	H Presbyterian	58	66	338	H Longwood	72	67					
338	A Longwood	58	80	232	A Gardner-Webb	72	92					
301	A Charleston So.	62	74	301	H Charleston So.	75	78					
222	A Campbell	41	61	177	H UNC Asheville	86	93					
93	H Radford	41	82	330	A Presbyterian	54	70					
202	A Hampton	43	67	281	A Winthrop	76	50					

Non-Div I Games: Brevard 71 53 Converse 69 51 UNKNOWN 101 53

USC Upstate

Loss, Non-Conf, S Site, H Home A Away N Neutral

Average RPI Win:	208	WON-LOST	WINNING	LAST 10	STRENGTH OF	OPP. STRENGTH	TEAM	ADJ.	CONF.	ADJ CONF.
Average RPI Loss:	80	RECORD	PCT. RANK	GAMES	SCHEDULE	OF SCHEDULE	RPI	RPI	RPI	RPI
DIV. I ONLY	19- 6	41	1- 0	231	100	90	90	12	12	
DIV. I NON-CONF.	8- 3	72	0- 0	275	143	127	127	14	14	
TOTALS	RPI 1-25	RPI 26-50	W-L RECORDS	RPI 51-100	RPI 101-150	RPI 150+				
19- 6	0- 0	0- 0	OVERALL	1- 5	3- 1	15- 0				
9- 3	0- 0	0- 0	HOME	0- 3	2- 0	7- 0				
10- 3	0- 0	0- 0	AWAY	1- 2	1- 1	8- 0				
0- 0	0- 0	0- 0	NEUTRAL	0- 0	0- 0	0- 0				
8- 3	0- 0	0- 0	NON-CONFERENCE	1- 3	0- 0	7- 0				
3- 2	0- 0	0- 0	HOME	0- 2	0- 0	3- 0				
5- 1	0- 0	0- 0	AWAY	1- 1	0- 0	4- 0				
0- 0	0- 0	0- 0	NEUTRAL	0- 0	0- 0	0- 0				
11- 3	0- 0	0- 0	CONFERENCE	0- 2	3- 1	8- 0				
6- 1	0- 0	0- 0	HOME	0- 1	2- 0	4- 0				
5- 2	0- 0	0- 0	AWAY	0- 1	1- 1	4- 0				
0- 0	0- 0	0- 0	NEUTRAL	0- 0	0- 0	0- 0				

RPI 1-25				RPI 26-50				RPI 51-100				Team's RPI: 90				RPI 101+			
RPI	S	Opponent	Score	RPI	S	Opponent	Score	RPI	S	Opponent	Score	RPI	S	Opponent	Score	RPI	S	Opponent	Score
								56	H	Southern California	61	73	131	A	Georgia St.	48	50		
								61	A	Little Rock	65	68	131	H	Georgia St.	69	45		
								61	H	Little Rock	61	62	143	A	Appalachian St.	72	65		
								81	H	Arkansas	65	66	143	H	Appalachian St.	99	94		
								89	A	Fresno St.	61	70	172	A	Oral Roberts	80	62		
								97	A	Houston	65	61	173	H	Texas St.	68	53		
													180	A	Coastal Caro.	67	64		
													180	H	Coastal Caro.	79	53		
													184	A	Arkansas St.	100	73		
													184	H	Arkansas St.	67	62		
													198	H	Grambling	78	54		
													226	A	SMU	66	41		
													243	A	San Francisco	80	73		
													245	A	Louisiana	76	61		
													278	A	Ga. Southern	74	53		
													278	H	Ga. Southern	81	48		
													290	H	Jackson St.	99	63		
													300	H	UTSA	53	48		
													304	A	Incarnate Word	97	49		
LAST 12 Division I GAMES:																			
				184	H	Arkansas St.	67	62					131	H	Georgia St.	69	45		
				61	H	Little Rock	61	62					278	H	Ga. Southern	81	48		
				143	A	Appalachian St.	72	65					61	A	Little Rock	65	68		
				180	A	Coastal Caro.	67	64					184	A	Arkansas St.	100	73		
				173	H	Texas St.	68	53					180	H	Coastal Caro.	79	53		
				245	A	Louisiana	76	61					143	H	Appalachian St.	99	94		

Non-Div I Games:

UT Arlington

■ Loss,
 ■ Non-Conf,
 ■ S Site,
 ■ H Home
 ■ A Away
 N Neutral

U
T
M
a
r
t
i
n

UT Martin				Through Games Of Feb. 20, 2019						
Average RPI Win:	252	WON-LOST	WINNING	LAST 10	STRENGTH OF	OPP. STRENGTH	TEAM	ADJ.	CONF.	ADJ CONF.
Average RPI Loss:	121	RECORD	PCT. RANK	GAMES	SCHEDULE	OF SCHEDULE	RPI	RPI	RPI	RPI
DIV. I ONLY		16- 7	73	1- 0	280	218	128	128	22	22
DIV. I NON-CONF.		6- 3	91	0- 0	268	69	105	105	21	21

TOTALS	RPI 1-25		RPI 26-50		W-L RECORDS		RPI 51-100		RPI 101-150	RPI 150+
16- 7	0- 1		0- 0		OVERALL		0- 1		0- 4	16- 1
10- 1	0- 0		0- 0		HOME		0- 0		0- 1	10- 0
6- 6	0- 1		0- 0		AWAY		0- 1		0- 3	6- 1
0- 0	0- 0		0- 0		NEUTRAL		0- 0		0- 0	0- 0
6- 3	0- 1		0- 0		NON-CONFERENCE		0- 0		0- 2	6- 0
4- 0	0- 0		0- 0		HOME		0- 0		0- 0	4- 0
2- 3	0- 1		0- 0		AWAY		0- 0		0- 2	2- 0
0- 0	0- 0		0- 0		NEUTRAL		0- 0		0- 0	0- 0
10- 4	0- 0		0- 0		CONFERENCE		0- 1		0- 2	10- 1
6- 1	0- 0		0- 0		HOME		0- 0		0- 1	6- 0
4- 3	0- 0		0- 0		AWAY		0- 1		0- 1	4- 1
0- 0	0- 0		0- 0		NEUTRAL		0- 0		0- 0	0- 0

RPI 1-25				RPI 26-50				RPI 51-100				RPI 101+ Team's RPI: 128			
RPI S	Opponent	Score		RPI S	Opponent	Score		RPI S	Opponent	Score		RPI S	Opponent	Score	
3 A	Louisville	62	102					58 A	Belmont	86	100	101 A	Northwestern	64	90
												124 A	IUPUI	72	73
												132 H	Tennessee Tech	76	80
												139 A	Morehead St.	75	85
												152 A	Chattanooga	81	79
												162 H	Southern Ill.	95	94
												184 H	Arkansas St.	97	91
												205 H	Jacksonville St.	77	72
												214 A	Southeast Mo. St.	80	73
												214 H	Southeast Mo. St.	61	50
												254 A	SIUE	75	48
												254 H	SIUE	68	55
												260 H	Austin Peay	74	65
												277 H	Samford	89	68
												286 H	Murray St.	75	67
												292 A	Eastern Ill.	71	77
												292 H	Eastern Ill.	90	66
												295 A	Tennessee St.	73	61
												324 A	Lipscomb	62	53
												329 H	Mississippi Val.	110	51
												331 A	Eastern Ky.	87	61

LAST 12 Division I GAMES:															
254 A	SIUE	75	48	254 H	SIUE	68	55								
214 H	Southeast Mo. St.	61	50	292 H	Eastern Ill.	90	66								
132 H	Tennessee Tech	76	80	139 A	Morehead St.	75	85								
205 H	Jacksonville St.	77	72	331 A	Eastern Ky.	87	61								
58 A	Belmont	86	100	260 H	Austin Peay	74	65								
295 A	Tennessee St.	73	61	286 H	Murray St.	75	67								

Non-Div I Games: Ala.-Huntsville 100 69 Christian Bros. 108 82

UT Martin

Loss, Non-Conf, S Site, H Home A Away N Neutral

U
T
M
a
r
t
i
n

Average RPI Win:	291	WON-LOST	WINNING	LAST 10	STRENGTH OF	OPP. STRENGTH	TEAM	ADJ.	CONF.	ADJ CONF.
Average RPI Loss:	142	RECORD	PCT. RANK	GAMES	SCHEDULE	OF SCHEDULE	RPI	RPI	RPI	RPI
DIV. I ONLY	6- 20	309	0- 1	143	232	274	274	14	14	
DIV. I NON-CONF.	3- 10	278	0- 0	161	325	297	297	18	18	
TOTALS	RPI 1-25	RPI 26-50	W-L RECORDS	RPI 51-100	RPI 101-150	RPI 150+				
6- 20	0- 0	0- 1	OVERALL	0- 4	0- 4	6- 11				
2- 11	0- 0	0- 0	HOME	0- 1	0- 3	2- 7				
3- 8	0- 0	0- 1	AWAY	0- 3	0- 1	3- 3				
1- 1	0- 0	0- 0	NEUTRAL	0- 0	0- 0	1- 1				
3- 10	0- 0	0- 0	NON-CONFERENCE	0- 2	0- 1	3- 7				
2- 5	0- 0	0- 0	HOME	0- 0	0- 1	2- 4				
0- 4	0- 0	0- 0	AWAY	0- 2	0- 0	0- 2				
1- 1	0- 0	0- 0	NEUTRAL	0- 0	0- 0	1- 1				
3- 10	0- 0	0- 1	CONFERENCE	0- 2	0- 3	3- 4				
0- 6	0- 0	0- 0	HOME	0- 1	0- 2	0- 3				
3- 4	0- 0	0- 1	AWAY	0- 1	0- 1	3- 1				
0- 0	0- 0	0- 0	NEUTRAL	0- 0	0- 0	0- 0				

RPI S	Opponent	Score	RPI S	Opponent	Score	RPI S	Opponent	Score	RPI S	Opponent	Score	Team's RPI: 274
			37 A	Rice	42 76	55 A	New Mexico	51 69	114 H	UAB	48 74	
						66 H	Middle Tenn.	49 79	127 H	Western Ky.	61 64	
						73 A	Arizona	40 62	130 H	Portland St.	61 89	
						74 A	Old Dominion	59 78	135 A	Charlotte	39 62	
									153 H	New Mexico St.	65 69	
									155 A	Tulsa	45 66	
									158 N	Akron	57 64	
									165 H	Abilene Christian	69 70	
									166 H	Louisiana Tech	64 74	
									174 H	Nicholls St.	56 58	
									176 A	North Texas	51 70	
									184 H	Arkansas St.	66 67	
									185 H	Southern Miss.	63 64	
									194 H	Marshall	60 63	
									219 N	Western Ill.	84 72	
									265 H	CSU Bakersfield	53 47	
									298 A	Fla. Atlantic	70 44	
									300 A	UTSA	73 60	
									314 A	FIU	60 55	
									322 A	Weber St.	63 68	
									350 H	Alcorn	77 51	
LAST 12 Division I GAMES:												
185 H	Southern Miss.	63 64	135 A	Charlotte	39 62							
166 H	Louisiana Tech	64 74	74 A	Old Dominion	59 78							
314 A	FIU	60 55	66 H	Middle Tenn.	49 79							
298 A	Fla. Atlantic	70 44	114 H	UAB	48 74							
127 H	Western Ky.	61 64	37 A	Rice	42 76							
194 H	Marshall	60 63	176 A	North Texas	51 70							

Non-Div I Games:

UTEP

■ Loss,
 ■ Non-Conf,
 ■ S Site,
 ■ H Home
 ■ A Away
 N Neutral

Average RPI Win: 288	WON-LOST	WINNING	LAST 10	STRENGTH OF	OPP. STRENGTH	TEAM	ADJ.	CONF.	ADJ CONF.
Average RPI Loss: 185	RECORD	PCT. RANK	GAMES	SCHEDULE	OF SCHEDULE	RPI	RPI	RPI	RPI
DIV. I ONLY	12- 11	155	0- 1	311	296	224	224	30	30
DIV. I NON-CONF.	4- 7	228	0- 0	169	169	212	212	30	30
TOTALS	RPI 1-25	RPI 26-50	W-L RECORDS	RPI 51-100	RPI 101-150	RPI 150+			
12- 11	0- 2	0- 1	OVERALL	0- 0	0- 0	12- 8			
6- 4	0- 0	0- 1	HOME	0- 0	0- 0	6- 3			
6- 7	0- 2	0- 0	AWAY	0- 0	0- 0	6- 5			
0- 0	0- 0	0- 0	NEUTRAL	0- 0	0- 0	0- 0			
4- 7	0- 2	0- 1	NON-CONFERENCE	0- 0	0- 0	4- 4			
2- 3	0- 0	0- 1	HOME	0- 0	0- 0	2- 2			
2- 4	0- 2	0- 0	AWAY	0- 0	0- 0	2- 2			
0- 0	0- 0	0- 0	NEUTRAL	0- 0	0- 0	0- 0			
8- 4	0- 0	0- 0	CONFERENCE	0- 0	0- 0	8- 4			
4- 1	0- 0	0- 0	HOME	0- 0	0- 0	4- 1			
4- 3	0- 0	0- 0	AWAY	0- 0	0- 0	4- 3			
0- 0	0- 0	0- 0	NEUTRAL	0- 0	0- 0	0- 0			

RPI 1-25				RPI 26-50				RPI 51-100				RPI 101+ Team's RPI: 224			
RPI	S	Opponent	Score	RPI	S	Opponent	Score	RPI	S	Opponent	Score	RPI	S	Opponent	Score
2	A	Baylor	37 98	30	H	Texas	66 81					153	A	New Mexico St.	63 71
21	A	Texas A&M	61 84									197	H	Prairie View	57 50
												231	H	Texas Southern	55 69
												234	A	Massachusetts	70 74
												240	A	UMKC	75 56
												245	H	Louisiana	75 60
												252	A	A&M-Corpus Christi	70 57
												252	H	A&M-Corpus Christi	49 59
												261	H	California Baptist	60 56
												265	A	CSU Bakersfield	63 68
												265	H	CSU Bakersfield	64 56
												276	A	Utah Valley	57 72
												276	H	Utah Valley	55 57
												279	A	Canisius	57 53
												300	A	UTSA	58 61
												339	A	Grand Canyon	66 50
												339	H	Grand Canyon	49 42
												342	A	Seattle U	74 70
												342	H	Seattle U	69 56
												349	A	Chicago St.	71 55
LAST 12 Division I GAMES:															
276	A	Utah Valley	57 72	153	A	New Mexico St.	63 71								
342	A	Seattle U	74 70	342	H	Seattle U	69 56								
265	H	CSU Bakersfield	64 56	276	H	Utah Valley	55 57								
339	H	Grand Canyon	49 42	339	A	Grand Canyon	66 50								
240	A	UMKC	75 56	265	A	CSU Bakersfield	63 68								
349	A	Chicago St.	71 55	261	H	California Baptist	60 56								

Non-Div I Games: Texas Lutheran 82 38 UNKNOWN 74 43

UTRGV

Loss, Non-Conf, S Site, H Home A Away N Neutral

Average RPI Win:	229	WON-LOST	WINNING	LAST 10	STRENGTH OF	OPP. STRENGTH	TEAM	ADJ.	CONF.	ADJ CONF.
Average RPI Loss:	160	RECORD	PCT. RANK	GAMES	SCHEDULE	OF SCHEDULE	RPI	RPI	RPI	RPI
DIV. I ONLY	5- 18	312	1- 0	176	174	300	300	14	14	
DIV. I NON-CONF.	3- 7	256	0- 0	252	241	309	309	18	18	
TOTALS	RPI 1-25	RPI 26-50	W-L RECORDS	RPI 51-100	RPI 101-150	RPI 150+				
5- 18	0- 0	0- 2	OVERALL	0- 3	0- 5	5- 8				
4- 9	0- 0	0- 0	HOME	0- 1	0- 3	4- 5				
1- 8	0- 0	0- 2	AWAY	0- 2	0- 2	1- 2				
0- 1	0- 0	0- 0	NEUTRAL	0- 0	0- 0	0- 1				
3- 7	0- 0	0- 1	NON-CONFERENCE	0- 1	0- 2	3- 3				
3- 3	0- 0	0- 0	HOME	0- 0	0- 1	3- 2				
0- 3	0- 0	0- 1	AWAY	0- 1	0- 1	0- 0				
0- 1	0- 0	0- 0	NEUTRAL	0- 0	0- 0	0- 1				
2- 11	0- 0	0- 1	CONFERENCE	0- 2	0- 3	2- 5				
1- 6	0- 0	0- 0	HOME	0- 1	0- 2	1- 3				
1- 5	0- 0	0- 1	AWAY	0- 1	0- 1	1- 2				
0- 0	0- 0	0- 0	NEUTRAL	0- 0	0- 0	0- 0				

RPI S	Opponent	Score	RPI S	Opponent	Score	RPI S	Opponent	Score	RPI S	Opponent	Score	Team's RPI: 300
30	A Texas	54 98	37	A Rice	54 85	66	H Middle Tenn.	52 72	114	H UAB	42 59	
						74	A Old Dominion	47 72	124	H IUPUI	50 58	
						90	A UT Arlington	48 53	126	A Seton Hall	53 84	
									127	H Western Ky.	62 81	
									135	A Charlotte	54 66	
									166	H Louisiana Tech	70 68	
									173	H Texas St.	60 68	
									176	A North Texas	57 54	
									185	H Southern Miss.	45 70	
									194	H Marshall	72 79	
									199	H Utah St.	56 62	
									224	H UTRGV	61 58	
									259	H San Diego	87 77	
									274	H UTEP	60 73	
									298	A Fla. Atlantic	70 86	
									314	A FIU	40 51	
									319	N UMBC	58 72	
									322	H Weber St.	66 59	
LAST 12 Division I GAMES:												
166	H Louisiana Tech	70 68	74	A Old Dominion	47 72							
185	H Southern Miss.	45 70	135	A Charlotte	54 66							
298	A Fla. Atlantic	70 86	114	H UAB	42 59							
314	A FIU	40 51	66	H Middle Tenn.	52 72							
194	H Marshall	72 79	176	A North Texas	57 54							
127	H Western Ky.	62 81	37	A Rice	54 85							

Non-Div I Games: Concordia (TX) 78 51 Tex. A&M-Kingsville 86 55

UTSA

Loss, Non-Conf, S Site, H Home A Away N Neutral

Average RPI Win:	170	WON-LOST	WINNING	LAST 10	STRENGTH OF	OPP. STRENGTH	TEAM	ADJ.	CONF.	ADJ CONF.
Average RPI Loss:	32	RECORD	PCT. RANK	GAMES	SCHEDULE	OF SCHEDULE	RPI	RPI	RPI	RPI
DIV. I ONLY	18- 7	63	1- 0	112	30	57	57	2	2	
DIV. I NON-CONF.	11- 0	1	1- 0	318	138	64	64	2	2	
TOTALS	RPI 1-25	RPI 26-50	W-L RECORDS	RPI 51-100	RPI 101-150	RPI 150+				
18- 7	1- 4	2- 1	OVERALL	2- 2	4- 0	9- 0				
11- 3	1- 1	2- 1	HOME	2- 1	2- 0	4- 0				
5- 4	0- 3	0- 0	AWAY	0- 1	2- 0	3- 0				
2- 0	0- 0	0- 0	NEUTRAL	0- 0	0- 0	2- 0				
11- 0	0- 0	1- 0	NON-CONFERENCE	1- 0	1- 0	8- 0				
7- 0	0- 0	1- 0	HOME	1- 0	1- 0	4- 0				
2- 0	0- 0	0- 0	AWAY	0- 0	0- 0	2- 0				
2- 0	0- 0	0- 0	NEUTRAL	0- 0	0- 0	2- 0				
7- 7	1- 4	1- 1	CONFERENCE	1- 2	3- 0	1- 0				
4- 3	1- 1	1- 1	HOME	1- 1	1- 0	0- 0				
3- 4	0- 3	0- 0	AWAY	0- 1	2- 0	1- 0				
0- 0	0- 0	0- 0	NEUTRAL	0- 0	0- 0	0- 0				

RPI	S	Opponent	Score	RPI	S	Opponent	Score	RPI	S	Opponent	Score	RPI	S	Opponent	Score
4	A	Oregon	65 87	27	H	BYU	78 67	56	H	Southern California	80 84	129	A	Washington St.	72 68
5	H	Stanford	75 68	42	H	UCLA	90 100	73	A	Arizona	55 66	138	H	Alabama	72 62
14	A	Arizona St.	58 60	47	H	California	87 74	73	H	Arizona	80 64	141	A	Colorado	76 61
14	H	Arizona St.	63 65					98	H	Idaho St.	74 60	141	H	Colorado	78 59
22	A	Oregon St.	63 71									161	A	Washington	58 43
												186	A	Eastern Wash.	95 51
												218	N	Florida	74 58
												235	A	Nevada	74 52
												249	N	Hawaii	73 48
												271	H	Long Beach St.	82 59
												276	H	Utah Valley	85 47
												322	H	Weber St.	77 56
												342	H	Seattle U	89 62
LAST 12 Division I GAMES:															
249	N	Hawaii	73 48	4	A	Oregon	65 87								
14	A	Arizona St.	58 60	5	H	Stanford	75 68								
73	A	Arizona	55 66	47	H	California	87 74								
42	H	UCLA	90 100	141	H	Colorado	78 59								
56	H	Southern California	80 84	161	A	Washington	58 43								
22	A	Oregon St.	63 71	129	A	Washington St.	72 68								

Non-Div I Games:

Utah

■ Loss,
 ■ Non-Conf,
 ■ S Site,
 ■ H Home
 ■ A Away
 N Neutral

Average RPI Win: 230	WON-LOST	WINNING	LAST 10	STRENGTH OF	OPP. STRENGTH	TEAM	ADJ.	CONF.	ADJ CONF.
Average RPI Loss: 123	RECORD	PCT. RANK	GAMES	SCHEDULE	OF SCHEDULE	RPI	RPI	RPI	RPI
DIV. I ONLY	10- 14	221	0- 1	198	95	199	199	15	15
DIV. I NON-CONF.	4- 6	212	0- 0	181	27	195	195	13	13
TOTALS	RPI 1-25	RPI 26-50	W-L RECORDS	RPI 51-100	RPI 101-150	RPI 150+			
10- 14	0- 1	1- 2	OVERALL	0- 5	1- 1	8- 5			
5- 6	0- 1	1- 1	HOME	0- 2	0- 0	4- 2			
5- 6	0- 0	0- 1	AWAY	0- 2	1- 0	4- 3			
0- 2	0- 0	0- 0	NEUTRAL	0- 1	0- 1	0- 0			
4- 6	0- 1	0- 1	NON-CONFERENCE	0- 1	1- 1	3- 2			
1- 3	0- 1	0- 1	HOME	0- 0	0- 0	1- 1			
3- 1	0- 0	0- 0	AWAY	0- 0	1- 0	2- 1			
0- 2	0- 0	0- 0	NEUTRAL	0- 1	0- 1	0- 0			
6- 8	0- 0	1- 1	CONFERENCE	0- 4	0- 0	5- 3			
4- 3	0- 0	1- 0	HOME	0- 2	0- 0	3- 1			
2- 5	0- 0	0- 1	AWAY	0- 2	0- 0	2- 2			
0- 0	0- 0	0- 0	NEUTRAL	0- 0	0- 0	0- 0			

RPI 1-25				RPI 26-50				RPI 51-100				RPI 101+ Team's RPI: 199			
RPI	S	Opponent	Score	RPI	S	Opponent	Score	RPI	S	Opponent	Score	RPI	S	Opponent	Score
4	H	Oregon	58 88	27	H	BYU	57 62	55	A	New Mexico	56 74	129	A	Washington St.	72 61
				44	A	Wyoming	35 53	55	H	New Mexico	64 68	141	N	Colorado	68 78
				44	H	Wyoming	50 42	56	N	Southern California	46 55	168	A	Portland	54 61
								89	A	Fresno St.	59 70	176	A	North Texas	57 41
								89	H	Fresno St.	53 64	208	H	San Diego St.	54 56
												215	A	UNLV	56 77
												235	H	Nevada	79 76
												271	H	Long Beach St.	48 50
												275	A	Colorado St.	72 53
												276	H	Utah Valley	67 62
												282	A	Air Force	48 44
												282	H	Air Force	64 55
												300	A	UTSA	62 56
												305	A	San Jose St.	59 68
												305	H	San Jose St.	82 49
LAST 12 Division I GAMES:															
				55	A	New Mexico	56 74	305	A	San Jose St.	59 68				
				282	H	Air Force	64 55	55	H	New Mexico	64 68				
				44	A	Wyoming	35 53	275	A	Colorado St.	72 53				
				208	H	San Diego St.	54 56	305	H	San Jose St.	82 49				
				89	H	Fresno St.	53 64	44	H	Wyoming	50 42				
				215	A	UNLV	56 77	89	A	Fresno St.	59 70				

Non-Div I Games: Northern N.M. 106 35

Utah St.

■ Loss,
■ Non-Conf, S Site,
■ Home
■ Away
N Neutral

Utah Valley

Through Games Of Feb. 20, 2019

Average RPI Win:	287	WON-LOST	WINNING	LAST 10	STRENGTH OF	OPP. STRENGTH	TEAM	ADJ.	CONF.	ADJ CONF.
Average RPI Loss:	172	RECORD	PCT. RANK	GAMES	SCHEDULE	OF SCHEDULE	RPI	RPI	RPI	RPI
DIV. I ONLY	10- 11	192	1- 0	310	293	276	276	30	30	
DIV. I NON-CONF.	3- 7	256	0- 0	270	171	305	305	30	30	
TOTALS	RPI 1-25	RPI 26-50	W-L RECORDS	RPI 51-100	RPI 101-150	RPI 150+				
10- 11	0- 0	0- 1	OVERALL	0- 2	0- 0	10- 8				
8- 4	0- 0	0- 1	HOME	0- 0	0- 0	8- 3				
2- 7	0- 0	0- 0	AWAY	0- 2	0- 0	2- 5				
0- 0	0- 0	0- 0	NEUTRAL	0- 0	0- 0	0- 0				
3- 7	0- 0	0- 1	NON-CONFERENCE	0- 2	0- 0	3- 4				
3- 2	0- 0	0- 1	HOME	0- 0	0- 0	3- 1				
0- 5	0- 0	0- 0	AWAY	0- 2	0- 0	0- 3				
0- 0	0- 0	0- 0	NEUTRAL	0- 0	0- 0	0- 0				
7- 4	0- 0	0- 0	CONFERENCE	0- 0	0- 0	7- 4				
5- 2	0- 0	0- 0	HOME	0- 0	0- 0	5- 2				
2- 2	0- 0	0- 0	AWAY	0- 0	0- 0	2- 2				
0- 0	0- 0	0- 0	NEUTRAL	0- 0	0- 0	0- 0				

RPI S	Opponent	Score	RPI S	Opponent	Score	RPI S	Opponent	Score	RPI S	Opponent	Score	Team's RPI: 276
27	H BYU	51 77	57	A Utah	47 85	153	A New Mexico St.	52 58	153	H New Mexico St.	63 72	
			98	A Idaho St.	68 80	167	H UC Riverside	56 53	168	H Portland	60 65	
						199	A Utah St.	62 67	224	A UTRGV	57 55	
						224	H UTRGV	72 57	240	H UMKC	64 68	
						256	A Cal St. Fullerton	55 56	261	A California Baptist	54 83	
						265	H CSU Bakersfield	78 70	280	A Southern Utah	59 60	
						291	H UC Santa Barbara	63 54	322	H Weber St.	65 59	
						339	H Grand Canyon	57 46	342	A Seattle U	58 55	
						342	H Seattle U	63 56	349	H Chicago St.	76 61	
LAST 12 Division I GAMES:												
224	H UTRGV	72 57	153	A New Mexico St.	52 58							
153	H New Mexico St.	63 72	224	A UTRGV	57 55							
342	H Seattle U	63 56	342	A Seattle U	58 55							
261	A California Baptist	54 83	265	H CSU Bakersfield	78 70							
349	H Chicago St.	76 61	339	H Grand Canyon	57 46							
240	H UMKC	64 68	256	A Cal St. Fullerton	55 56							

Non-Div I Games: Ottawa (AZ) 90 61 La Verne 86 79 Arizona Christian 76 68

Utah Valley

Loss, Non-Conf, S Site, H Home A Away N Neutral

VCU				STRENGTH OF SCHEDULE	OPP. STRENGTH OF SCHEDULE	TEAM RPI	ADJ. RPI	CONF. RPI	ADJ CONF. RPI
Average RPI Win:	217	WON-LOST RECORD	WINNING PCT. RANK						
Average RPI Loss:	100		LAST 10 GAMES						
DIV. I ONLY	20- 6	36	1- 0	258	134	95	95	17	17
DIV. I NON-CONF.	8- 5	119	0- 0	193	118	118	118	16	16

TOTALS	RPI 1-25	RPI 26-50	W-L RECORDS	RPI 51-100	RPI 101-150	RPI 150+			
20- 6	0- 0	0- 1	OVERALL	1- 3	4- 1	15- 1			
11- 1	0- 0	0- 0	HOME	0- 1	3- 0	8- 0			
8- 4	0- 0	0- 1	AWAY	1- 2	1- 0	6- 1			
1- 1	0- 0	0- 0	NEUTRAL	0- 0	0- 1	1- 0			
8- 5	0- 0	0- 1	NON-CONFERENCE	1- 3	2- 1	5- 0			
4- 1	0- 0	0- 0	HOME	0- 1	2- 0	2- 0			
3- 3	0- 0	0- 1	AWAY	1- 2	0- 0	2- 0			
1- 1	0- 0	0- 0	NEUTRAL	0- 0	0- 1	1- 0			
12- 1	0- 0	0- 0	CONFERENCE	0- 0	2- 0	10- 1			
7- 0	0- 0	0- 0	HOME	0- 0	1- 0	6- 0			
5- 1	0- 0	0- 0	AWAY	0- 0	1- 0	4- 1			
0- 0	0- 0	0- 0	NEUTRAL	0- 0	0- 0	0- 0			

RPI 1-25				RPI 26-50				RPI 51-100				Team's RPI: 95	RPI 101+			
RPI	S	Opponent	Score	RPI	S	Opponent	Score	RPI	S	Opponent	Score		RPI	S	Opponent	Score
				29	A	North Carolina	47 59	74	A	Old Dominion	57 60		113	H	UNCW	58 47
								85	A	Cincinnati	54 66		115	H	Dayton	64 62
								93	H	Radford	49 54		121	H	Wake Forest	53 40
								94	A	Georgetown	47 45		122	A	Fordham	47 44
													124	N	IUPUI	61 63
													160	A	William & Mary	72 55
													187	H	Saint Louis	57 47
													193	A	George Washington	48 57
													195	A	N.C. A&T	54 48
													221	A	George Mason	62 38
													230	A	St. Bonaventure	59 50
													234	H	Massachusetts	52 48
													239	H	Rhode Island	74 39
													242	A	Saint Joseph's	65 47
													242	H	Saint Joseph's	59 40
													262	A	Richmond	68 43
													262	H	Richmond	58 37
													293	H	La Salle	68 38
													322	N	Weber St.	64 36
													338	H	Longwood	84 55
													343	H	Delaware St.	97 55
LAST 12 Division I GAMES:																
				221	A	George Mason	62 38	187	H	Saint Louis	57 47					
				115	H	Dayton	64 62	193	A	George Washington	48 57					
				262	H	Richmond	58 37	239	H	Rhode Island	74 39					
				230	A	St. Bonaventure	59 50	122	A	Fordham	47 44					
				242	A	Saint Joseph's	65 47	262	A	Richmond	68 43					
				234	H	Massachusetts	52 48	293	H	La Salle	68 38					

Non-Div I Games:

VCU

■ Loss,
 ■ Non-Conf,
 ■ S Site,
 ■ H Home
 ■ A Away
 N Neutral

Valparaiso

Through Games Of Feb. 20, 2019

Average RPI Win:	289	WON-LOST	WINNING	LAST 10	STRENGTH OF	OPP. STRENGTH	TEAM	ADJ.	CONF.	ADJ CONF.
Average RPI Loss:	163	RECORD	PCT. RANK	GAMES	SCHEDULE	OF SCHEDULE	RPI	RPI	RPI	RPI
DIV. I ONLY	6- 19	302	0- 1	286	202	311	311	13	13	
DIV. I NON-CONF.	4- 8	241	0- 0	334	311	328	328	15	15	
TOTALS	RPI 1-25	RPI 26-50	W-L RECORDS	RPI 51-100	RPI 101-150	RPI 150+				
6- 19	0- 2	0- 1	OVERALL	0- 4	0- 1	6- 11				
3- 9	0- 1	0- 1	HOME	0- 2	0- 0	3- 5				
2- 10	0- 1	0- 0	AWAY	0- 2	0- 1	2- 6				
1- 0	0- 0	0- 0	NEUTRAL	0- 0	0- 0	1- 0				
4- 8	0- 0	0- 1	NON-CONFERENCE	0- 1	0- 1	4- 5				
1- 5	0- 0	0- 1	HOME	0- 1	0- 0	1- 3				
2- 3	0- 0	0- 0	AWAY	0- 0	0- 1	2- 2				
1- 0	0- 0	0- 0	NEUTRAL	0- 0	0- 0	1- 0				
2- 11	0- 2	0- 0	CONFERENCE	0- 3	0- 0	2- 6				
2- 4	0- 1	0- 0	HOME	0- 1	0- 0	2- 2				
0- 7	0- 1	0- 0	AWAY	0- 2	0- 0	0- 4				
0- 0	0- 0	0- 0	NEUTRAL	0- 0	0- 0	0- 0				

RPI 1-25				RPI 26-50				RPI 51-100				RPI 101+ Team's RPI: 311			
RPI	S	Opponent	Score	RPI	S	Opponent	Score	RPI	S	Opponent	Score	RPI	S	Opponent	Score
19	A	Drake	53 84	45	H	Miami (OH)	47 68	69	A	Missouri St.	63 108	139	A	Morehead St.	62 68
19	H	Drake	62 88					78	A	UNI	52 71	157	H	Illinois St.	67 70
								78	H	UNI	56 64	159	H	Bradley	76 73
								79	H	Toledo	59 65	162	A	Southern Ill.	65 87
												189	A	Indiana St.	59 67
												189	H	Indiana St.	82 86
												196	A	Illinois	54 73
												220	H	Bowling Green	72 79
												223	A	Loyola Chicago	54 80
												244	H	North Dakota	56 62
												263	N	St. Francis Brooklyn	78 76
												292	H	Eastern Ill.	62 60
												320	H	North Dakota St.	48 51
												332	A	Purdue Fort Wayne	68 64
												336	A	Evansville	65 77
												336	H	Evansville	93 49
												340	A	UIC	65 75
												349	A	Chicago St.	76 70
LAST 12 Division I GAMES:															
189	A	Indiana St.	59 67	69	A	Missouri St.	63 108								
336	A	Evansville	65 77	162	A	Southern Ill.	65 87								
78	H	UNI	56 64	336	H	Evansville	93 49								
19	H	Drake	62 88	189	H	Indiana St.	82 86								
157	H	Illinois St.	67 70	19	A	Drake	53 84								
159	H	Bradley	76 73	78	A	UNI	52 71								

Non-Div I Games:

Valparaiso

■ Loss,
 ■ Non-Conf, S Site,
 ■ Home
 ■ Away
 N Neutral

Vanderbilt

Through Games Of Feb. 20, 2019

Average RPI Win:	262	WON-LOST	WINNING	LAST 10	STRENGTH OF	OPP. STRENGTH	TEAM	ADJ.	CONF.	ADJ CONF.
Average RPI Loss:	59	RECORD	PCT. RANK	GAMES	SCHEDULE	OF SCHEDULE	RPI	RPI	RPI	RPI
DIV. I ONLY	6- 19	302	0- 1	36	50	191	191	5	5	
DIV. I NON-CONF.	5- 8	224	0- 0	83	63	184	184	5	5	
TOTALS	RPI 1-25	RPI 26-50	W-L RECORDS	RPI 51-100	RPI 101-150	RPI 150+				
6- 19	0- 8	0- 3	OVERALL	0- 4	0- 2	6- 2				
5- 7	0- 2	0- 1	HOME	0- 2	0- 1	5- 1				
1- 9	0- 4	0- 2	AWAY	0- 2	0- 0	1- 1				
0- 3	0- 2	0- 0	NEUTRAL	0- 0	0- 1	0- 0				
5- 8	0- 4	0- 1	NON-CONFERENCE	0- 1	0- 1	5- 1				
4- 2	0- 1	0- 0	HOME	0- 0	0- 0	4- 1				
1- 3	0- 1	0- 1	AWAY	0- 1	0- 0	1- 0				
0- 3	0- 2	0- 0	NEUTRAL	0- 0	0- 1	0- 0				
1- 11	0- 4	0- 2	CONFERENCE	0- 3	0- 1	1- 1				
1- 5	0- 1	0- 1	HOME	0- 2	0- 1	1- 0				
0- 6	0- 3	0- 1	AWAY	0- 1	0- 0	0- 1				
0- 0	0- 0	0- 0	NEUTRAL	0- 0	0- 0	0- 0				



























































RPI S	Opponent	Score	RPI S	Opponent	Score	RPI S	Opponent	Score	RPI S	Opponent	Score	Team's RPI: 191
6 N	UConn	42 80	28 A	Missouri	46 69	53 H	Auburn	70 72	111 H	Georgia	64 71	
10 A	NC State	54 74	40 H	Tennessee	65 82	60 H	LSU	68 79	112 N	Creighton	55 75	
15 A	South Carolina	69 80	46 A	Kansas St.	61 72	66 A	Middle Tenn.	58 65	178 H	North Ala.	71 74	
17 N	Miami (FL)	65 90				81 A	Arkansas	62 83	204 A	Ball St.	60 43	
21 A	Texas A&M	53 69							206 A	Ole Miss	60 65	
21 H	Texas A&M	43 50							206 H	Ole Miss	80 68	
23 A	Kentucky	55 77							260 H	Austin Peay	99 70	
24 H	Central Mich.	57 66							277 H	Samford	77 52	
									295 H	Tennessee St.	89 63	
									330 H	Presbyterian	78 43	
LAST 12 Division I GAMES:												
60 H	LSU	68 79	206 H	Ole Miss	80 68							
206 A	Ole Miss	60 65	53 H	Auburn	70 72							
28 A	Missouri	46 69	81 A	Arkansas	62 83							
40 H	Tennessee	65 82	21 H	Texas A&M	43 50							
21 A	Texas A&M	53 69	111 H	Georgia	64 71							
15 A	South Carolina	69 80	23 A	Kentucky	55 77							

Non-Div I Games:

Vanderbilt



Loss, Non-Conf, S Site, H Home A Away N Neutral

Average RPI Win: 288	WON-LOST	WINNING	LAST 10	STRENGTH OF	OPP. STRENGTH	TEAM	ADJ.	CONF.	ADJ CONF.
Average RPI Loss: 162	RECORD	PCT. RANK	GAMES	SCHEDULE	OF SCHEDULE	RPI	RPI	RPI	RPI
DIV. I ONLY	10- 15	233	0- 1	265	276	272	272	23	23
DIV. I NON-CONF.	3- 8	267	0- 1	219	293	298	298	25	25
TOTALS	RPI 1-25	RPI 26-50	W-L RECORDS	RPI 51-100	RPI 101-150	RPI 150+			
10- 15	0- 0	0- 0	OVERALL	0- 4	0- 5	10- 6			
6- 8	0- 0	0- 0	HOME	0- 3	0- 2	6- 3			
4- 7	0- 0	0- 0	AWAY	0- 1	0- 3	4- 3			
0- 0	0- 0	0- 0	NEUTRAL	0- 0	0- 0	0- 0			
3- 8	0- 0	0- 0	NON-CONFERENCE	0- 2	0- 2	3- 4			
2- 5	0- 0	0- 0	HOME	0- 2	0- 0	2- 3			
1- 3	0- 0	0- 0	AWAY	0- 0	0- 2	1- 1			
0- 0	0- 0	0- 0	NEUTRAL	0- 0	0- 0	0- 0			
7- 7	0- 0	0- 0	CONFERENCE	0- 2	0- 3	7- 2			
4- 3	0- 0	0- 0	HOME	0- 1	0- 2	4- 0			
3- 4	0- 0	0- 0	AWAY	0- 1	0- 1	3- 2			
0- 0	0- 0	0- 0	NEUTRAL	0- 0	0- 0	0- 0			

RPI 1-25			RPI 26-50			RPI 51-100			RPI 101+			Team's RPI: 272
RPI	S	Opponent	Score	RPI	S	Opponent	Score	RPI	S	Opponent	Score	
						70  Maine	45 	110  Hartford		32 		
						70  Maine	51 	110  Hartford		48 		
						72  Drexel	44 	133  Kansas		36 		
						99  Yale	55 	134  South Fla.		55 		
								150  Stony Brook		61 		
								188  Rider		54 49		
								200  Holy Cross		40 		
								217  Dartmouth		42 		
								227  Albany (NY)		40 		
								227  Albany (NY)		52 39		
								239  Rhode Island		58 		
								258  Binghamton		58 57		
								279  Canisius		46 		
								303  Wagner		56 54		
								309  New Hampshire		51 50		
								309  New Hampshire		69 60		
								319  UMBC		58 44		
								319  UMBC		58 50		
								321  NJIT		71 63		
								327  UMass Lowell		51 		
								327  UMass Lowell		52 42		
LAST 12 Division I GAMES:												
						72  Drexel	44 	327  UMass Lowell		52 42		
						319  UMBC	58 50	150  Stony Brook		61 		
						110  Hartford	48 	319  UMBC		58 44		
						309  New Hampshire	51 50	258  Binghamton		58 57		
						227  Albany (NY)	40 	309  New Hampshire		69 60		
						70  Maine	45 	110  Hartford		32 		

Non-Div I Games: Norwich 78 28

Vermont

 Loss,
  Non-Conf, S Site,
  Home
  Away
 N Neutral

Average RPI Win: 140		WON-LOST	WINNING	LAST 10	STRENGTH OF		OPP. STRENGTH	TEAM	ADJ.	CONF.	ADJ CONF.
Average RPI Loss: 46		RECORD	PCT. RANK	GAMES	SCHEDULE		OF SCHEDULE	RPI	RPI	RPI	RPI
DIV. I ONLY		16- 9	95	1- 0	42		35	43	43	6	6
DIV. I NON-CONF.		9- 2	43	0- 0	88		54	22	22	4	4
<hr/>											
TOTALS	RPI 1-25	RPI 26-50		W-L RECORDS		RPI 51-100		RPI 101-150		RPI 150+	
16- 9	0- 3	0- 2		OVERALL		4- 4		7- 0		5- 0	
9- 3	0- 1	0- 1		HOME		3- 1		3- 0		3- 0	
7- 5	0- 2	0- 1		AWAY		1- 2		4- 0		2- 0	
0- 1	0- 0	0- 0		NEUTRAL		0- 1		0- 0		0- 0	
9- 2	0- 1	0- 0		NON-CONFERENCE		2- 1		3- 0		4- 0	
5- 0	0- 0	0- 0		HOME		1- 0		2- 0		2- 0	
4- 1	0- 1	0- 0		AWAY		1- 0		1- 0		2- 0	
0- 1	0- 0	0- 0		NEUTRAL		0- 1		0- 0		0- 0	
7- 7	0- 2	0- 2		CONFERENCE		2- 3		4- 0		1- 0	
4- 3	0- 1	0- 1		HOME		2- 1		1- 0		1- 0	
3- 4	0- 1	0- 1		AWAY		0- 2		3- 0		0- 0	
0- 0	0- 0	0- 0		NEUTRAL		0- 0		0- 0		0- 0	

RPI 1-25				RPI 26-50				Team's RPI: 43	RPI 51-100				RPI 101+			
RPI	S	Opponent	Score	RPI	S	Opponent	Score		RPI	S	Opponent	Score	RPI	S	Opponent	Score
9	A	Marquette	55 93	26	A	DePaul	70 93		62	H	Butler	55 63	103	A	St. John's (NY)	73 57
9	H	Marquette	55 91	26	H	DePaul	59 66		64	A	Penn	58 50	110	H	Hartford	59 41
18	A	UCF	56 71						67	N	Virginia Tech	59 61	111	H	Georgia	62 56
									77	H	Princeton	67 46	112	A	Creighton	54 52
									94	A	Georgetown	63 68	112	H	Creighton	67 62
									94	H	Georgetown	91 43	126	A	Seton Hall	70 66
									100	A	Providence	61 67	140	A	Lehigh	70 48
									100	H	Providence	53 33	164	H	Temple	76 68
													192	H	Xavier	75 71
													193	A	George Washington	60 45
													242	A	Saint Joseph's	47 35
													293	H	La Salle	81 68
LAST 12 Division I GAMES:																
94	H	Georgetown	91 43	126	A	Seton Hall	70 66									
9	A	Marquette	55 93	94	A	Georgetown	63 68									
26	A	DePaul	70 93	64	A	Penn	58 50									
112	H	Creighton	67 62	26	H	DePaul	59 66									
100	H	Providence	53 33	9	H	Marquette	55 91									
103	A	St. John's (NY)	73 57	100	A	Providence	61 67									

Non-Div I Games:

Villanova

Average RPI Win:	135	WON-LOST	WINNING	LAST 10	STRENGTH OF	OPP. STRENGTH	TEAM	ADJ.	CONF.	ADJ CONF.
Average RPI Loss:	50	RECORD	PCT. RANK	GAMES	SCHEDULE	OF SCHEDULE	RPI	RPI	RPI	RPI
DIV. I ONLY	10- 15	233	0- 1	9	15	104	104	1	1	
DIV. I NON-CONF.	6- 7	172	0- 0	27	57	110	110	1	1	
TOTALS	RPI 1-25	RPI 26-50	W-L RECORDS	RPI 51-100	RPI 101-150	RPI 150+				
10- 15	0- 8	0- 3	OVERALL	4- 1	4- 2	2- 1				
7- 7	0- 4	0- 0	HOME	3- 1	2- 1	2- 1				
2- 7	0- 4	0- 3	AWAY	1- 0	1- 0	0- 0				
1- 1	0- 0	0- 0	NEUTRAL	0- 0	1- 1	0- 0				
6- 7	0- 3	0- 1	NON-CONFERENCE	2- 1	2- 1	2- 1				
4- 4	0- 2	0- 0	HOME	1- 1	1- 0	2- 1				
1- 2	0- 1	0- 1	AWAY	1- 0	0- 0	0- 0				
1- 1	0- 0	0- 0	NEUTRAL	0- 0	1- 1	0- 0				
4- 8	0- 5	0- 2	CONFERENCE	2- 0	2- 1	0- 0				
3- 3	0- 2	0- 0	HOME	2- 0	1- 1	0- 0				
1- 5	0- 3	0- 2	AWAY	0- 0	1- 0	0- 0				
0- 0	0- 0	0- 0	NEUTRAL	0- 0	0- 0	0- 0				

RPI S	Opponent	Score	RPI S	Opponent	Score	RPI S	Opponent	Score	RPI S	Opponent	Score	Team's RPI: 104
3	A Louisville	43 91	29	A North Carolina	53 70	67	H Virginia Tech	62 58	117	H Boston College	79 77	
7	H Mississippi St.	44 72	31	A Michigan St.	66 91	74	A Old Dominion	73 67	121	H Wake Forest	42 52	
10	H NC State	38 66	41	A Clemson	65 71	84	H American	57 54	123	A Pittsburgh	74 57	
12	A Syracuse	68 72				91	H Duke	53 47	134	N South Fla.	74 67	
17	A Miami (FL)	59 72				93	H Radford	44 57	135	H Charlotte	65 61	
20	H Florida St.	61 63							138	N Alabama	52 64	
23	A Kentucky	51 63							187	H Saint Louis	65 67	
24	H Central Mich.	61 74							195	H N.C. A&T	67 57	
									328	H Coppin St.	55 41	
LAST 12 Division I GAMES:												
29	A North Carolina	53 70	123	A Pittsburgh	74 57							
91	H Duke	53 47	3	A Louisville	43 91							
117	H Boston College	79 77	10	H NC State	38 66							
17	A Miami (FL)	59 72	67	H Virginia Tech	62 58							
12	A Syracuse	68 72	41	A Clemson	65 71							
121	H Wake Forest	42 52	20	H Florida St.	61 63							

Non-Div I Games:

Virginia

■ Loss,
■ Non-Conf,
■ S Site,
■ H Home
■ A Away
N Neutral

Average RPI Win: 173		WON-LOST	WINNING	LAST 10	STRENGTH OF	OPP. STRENGTH	TEAM	ADJ.	CONF.	ADJ CONF.
Average RPI Loss: 26		RECORD	PCT. RANK	GAMES	SCHEDULE	OF SCHEDULE	RPI	RPI	RPI	RPI
DIV. I ONLY		16- 9	95	0- 1	65	26	67	67	1	1
DIV. I NON-CONF.		13- 0	1	0- 0	250	144	32	32	1	1
TOTALS		RPI 1-25	RPI 26-50		W-L RECORDS		RPI 51-100	RPI 101-150	RPI 150+	
16- 9	1- 6	1- 2		OVERALL		3- 0	3- 1	8- 0		
8- 5	1- 4	0- 1		HOME		1- 0	0- 0	6- 0		
4- 4	0- 2	0- 1		AWAY		1- 0	2- 1	1- 0		
4- 0	0- 0	1- 0		NEUTRAL		1- 0	1- 0	1- 0		
13- 0	1- 0	1- 0		NON-CONFERENCE		2- 0	1- 0	8- 0		
8- 0	1- 0	0- 0		HOME		1- 0	0- 0	6- 0		
1- 0	0- 0	0- 0		AWAY		0- 0	0- 0	1- 0		
4- 0	0- 0	1- 0		NEUTRAL		1- 0	1- 0	1- 0		
3- 9	0- 6	0- 2		CONFERENCE		1- 0	2- 1	0- 0		
0- 5	0- 4	0- 1		HOME		0- 0	0- 0	0- 0		
3- 4	0- 2	0- 1		AWAY		1- 0	2- 1	0- 0		
0- 0	0- 0	0- 0		NEUTRAL		0- 0	0- 0	0- 0		

RPI S	Opponent	Score	RPI S	Opponent	Score	RPI S	Opponent	Score	RPI S	Opponent	Score
1	H Notre Dame	51 80	29	H North Carolina	69 81	91	A Duke	64 57	104	A Virginia	58 62
3	H Louisville	63 72	38	A Georgia Tech	68 76	92	N Ohio St.	81 73	115	N Dayton	69 57
10	A NC State	61 70	43	N Villanova	61 59	93	H Radford	55 44	117	A Boston College	95 86
12	H Syracuse	73 75							123	A Pittsburgh	74 58
17	A Miami (FL)	61 68							152	H Chattanooga	74 59
20	H Florida St.	54 56							213	A Liberty	72 61
25	H Rutgers	67 51							241	H Mt. St. Mary's	83 51
									247	H Monmouth	82 49
									262	N Richmond	85 57
									278	H Ga. Southern	78 49
									338	H Longwood	93 39
									344	H USC Upstate	96 45
LAST 12 Division I GAMES:											
38	A Georgia Tech	68 76	29	H North Carolina	69 81	10	A NC State	61 70	1	H Notre Dame	51 80
91	A Duke	64 57	10	A NC State	61 70	1	H Notre Dame	51 80	104	A Virginia	58 62
3	H Louisville	63 72	1	H Notre Dame	51 80	12	H Syracuse	73 75	12	H Syracuse	73 75
117	A Boston College	95 86	104	A Virginia	58 62	17	A Miami (FL)	61 68	17	A Miami (FL)	61 68
123	A Pittsburgh	74 58	12	H Syracuse	73 75						
20	H Florida St.	54 56	17	A Miami (FL)	61 68						

Non-Div I Games:

Virginia Tech

■ Loss,
■ Non-Conf, S Site,
■ Home
■ Away
N Neutral

Average RPI Win:	314	WON-LOST	WINNING	LAST 10	STRENGTH OF	OPP. STRENGTH	TEAM	ADJ.	CONF.	ADJ CONF.
Average RPI Loss:	224	RECORD	PCT. RANK	GAMES	SCHEDULE	OF SCHEDULE	RPI	RPI	RPI	RPI
DIV. I ONLY	8- 15	258	0- 1	315	349	303	303	31	31	
DIV. I NON-CONF.	1- 9	326	0- 1	285	342	339	339	31	31	
TOTALS	RPI 1-25	RPI 26-50	W-L RECORDS	RPI 51-100	RPI 101-150	RPI 150+				
8- 15	0- 0	0- 0	OVERALL	0- 1	0- 3	8- 11				
5- 4	0- 0	0- 0	HOME	0- 1	0- 0	5- 3				
3- 10	0- 0	0- 0	AWAY	0- 0	0- 3	3- 7				
0- 1	0- 0	0- 0	NEUTRAL	0- 0	0- 0	0- 1				
1- 9	0- 0	0- 0	NON-CONFERENCE	0- 1	0- 3	1- 5				
0- 3	0- 0	0- 0	HOME	0- 1	0- 0	0- 2				
1- 5	0- 0	0- 0	AWAY	0- 0	0- 3	1- 2				
0- 1	0- 0	0- 0	NEUTRAL	0- 0	0- 0	0- 1				
7- 6	0- 0	0- 0	CONFERENCE	0- 0	0- 0	7- 6				
5- 1	0- 0	0- 0	HOME	0- 0	0- 0	5- 1				
2- 5	0- 0	0- 0	AWAY	0- 0	0- 0	2- 5				
0- 0	0- 0	0- 0	NEUTRAL	0- 0	0- 0	0- 0				

RPI S	Opponent	Score	RPI S	Opponent	Score	RPI S	Opponent	Score	RPI S	Opponent	Score	Team's RPI: 303
						99 H	Yale	41 74	122 A	Fordham	59 80	
									126 A	Seton Hall	40 95	
									150 A	Stony Brook	45 70	
									203 A	Robert Morris	46 69	
									212 A	Saint Francis (PA)	70 107	
									228 A	Sacred Heart	64 72	
									228 H	Sacred Heart	68 80	
									241 A	Mt. St. Mary's	66 81	
									241 H	Mt. St. Mary's	92 76	
									263 A	St. Francis Brooklyn	61 76	
									263 H	St. Francis Brooklyn	87 85	
									267 H	Army West Point	46 61	
									272 A	Vermont	54 56	
									285 N	Siena	71 74	
									313 A	Central Conn. St.	75 63	
									313 H	Central Conn. St.	70 62	
									326 H	Lafayette	43 66	
									335 A	Saint Peter's	57 69	
									338 A	Longwood	86 60	
									345 H	Fairleigh Dickinson	71 59	
									351 A	LIU Brooklyn	66 62	
									351 H	LIU Brooklyn	72 62	
LAST 12 Division I GAMES:												
			285 N	Siena	71 74		212 A	Saint Francis (PA)	70 107			
			241 A	Mt. St. Mary's	66 81		203 A	Robert Morris	46 69			
			313 H	Central Conn. St.	70 62		228 A	Sacred Heart	64 72			
			263 H	St. Francis Brooklyn	87 85		241 H	Mt. St. Mary's	92 76			
			351 A	LIU Brooklyn	66 62		345 H	Fairleigh Dickinson	71 59			
			351 H	LIU Brooklyn	72 62		228 H	Sacred Heart	68 80			

Non-Div I Games: Staten Island 86 59

Wagner

Loss, Non-Conf, S Site, H Home A Away N Neutral

Wake Forest

Through Games Of Feb. 20, 2019

Average RPI Win:	168	WON-LOST	WINNING	LAST 10	STRENGTH OF	OPP. STRENGTH	TEAM	ADJ.	CONF.	ADJ CONF.
Average RPI Loss:	62	RECORD	PCT. RANK	GAMES	SCHEDULE	OF SCHEDULE	RPI	RPI	RPI	RPI
DIV. I ONLY	10- 15	233	0- 1	11	65	121	121	1	1	
DIV. I NON-CONF.	9- 4	85	0- 0	55	291	80	80	1	1	
TOTALS	RPI 1-25	RPI 26-50	W-L RECORDS	RPI 51-100	RPI 101-150	RPI 150+				
10- 15	0- 6	1- 3	OVERALL	0- 3	4- 1	5- 2				
7- 8	0- 3	1- 2	HOME	0- 1	2- 1	4- 1				
2- 7	0- 3	0- 1	AWAY	0- 2	2- 0	0- 1				
1- 0	0- 0	0- 0	NEUTRAL	0- 0	0- 0	1- 0				
9- 4	0- 0	1- 0	NON-CONFERENCE	0- 2	3- 0	5- 2				
7- 2	0- 0	1- 0	HOME	0- 1	2- 0	4- 1				
1- 2	0- 0	0- 0	AWAY	0- 1	1- 0	0- 1				
1- 0	0- 0	0- 0	NEUTRAL	0- 0	0- 0	1- 0				
1- 11	0- 6	0- 3	CONFERENCE	0- 1	1- 1	0- 0				
0- 6	0- 3	0- 2	HOME	0- 0	0- 1	0- 0				
1- 5	0- 3	0- 1	AWAY	0- 1	1- 0	0- 0				
0- 0	0- 0	0- 0	NEUTRAL	0- 0	0- 0	0- 0				

RPI S Opponent	Score	RPI S Opponent	Score	RPI S Opponent	Score	RPI S Opponent	Score	Team's RPI: 121
1 A Notre Dame	48 78	29 A North Carolina	61 84	54 H Indiana	73 87	103 H St. John's (NY)	64 59	
3 H Louisville	49 73	36 H James Madison	50 49	91 A Duke	52 66	104 A Virginia	52 42	
10 H NC State	50 59	38 H Georgia Tech	46 60	95 A VCU	40 53	116 H Towson	60 53	
12 A Syracuse	57 77	41 H Clemson	53 69			117 H Boston College	64 65	
17 H Miami (FL)	57 72					135 A Charlotte	69 43	
20 A Florida St.	61 85					163 H Mercer	69 54	
						182 H UMES	78 67	
						192 H Xavier	50 62	
						210 A East Carolina	61 70	
						262 H Richmond	62 48	
						270 H Norfolk St.	63 61	
						308 N South Carolina St.	58 44	
LAST 12 Division I GAMES:								
12 A Syracuse	57 77	91 A Duke	52 66					
38 H Georgia Tech	46 60	3 H Louisville	49 73					
41 H Clemson	53 69	29 A North Carolina	61 84					
20 A Florida St.	61 85	1 A Notre Dame	48 78					
10 H NC State	50 59	117 H Boston College	64 65					
104 A Virginia	52 42	17 H Miami (FL)	57 72					

Non-Div I Games:

Wake Forest

■ Loss,
 ■ Non-Conf,
 ■ S Site,
 ■ H Home
 ■ A Away
 N Neutral

Average RPI Win:	192	WON-LOST	WINNING	LAST 10	STRENGTH OF	OPP. STRENGTH	TEAM	ADJ.	CONF.	ADJ CONF.
Average RPI Loss:	57	RECORD	PCT. RANK	GAMES	SCHEDULE	OF SCHEDULE	RPI	RPI	RPI	RPI
DIV. I ONLY	8- 17	267	0- 1	25	43	161	161	2	2	
DIV. I NON-CONF.	7- 5	132	0- 1	91	160	122	122	2	2	
TOTALS	RPI 1-25	RPI 26-50	W-L RECORDS	RPI 51-100	RPI 101-150	RPI 150+				
8- 17	0- 6	0- 3	OVERALL	2- 4	1- 4	5- 0				
6- 7	0- 3	0- 0	HOME	1- 3	1- 1	4- 0				
1- 8	0- 3	0- 2	AWAY	0- 1	0- 2	1- 0				
1- 2	0- 0	0- 1	NEUTRAL	1- 0	0- 1	0- 0				
7- 5	0- 1	0- 1	NON-CONFERENCE	2- 1	0- 2	5- 0				
5- 2	0- 1	0- 0	HOME	1- 1	0- 0	4- 0				
1- 1	0- 0	0- 0	AWAY	0- 0	0- 1	1- 0				
1- 2	0- 0	0- 1	NEUTRAL	1- 0	0- 1	0- 0				
1- 12	0- 5	0- 2	CONFERENCE	0- 3	1- 2	0- 0				
1- 5	0- 2	0- 0	HOME	0- 2	1- 1	0- 0				
0- 7	0- 3	0- 2	AWAY	0- 1	0- 1	0- 0				
0- 0	0- 0	0- 0	NEUTRAL	0- 0	0- 0	0- 0				

RPI	S	Opponent	Score	RPI	S	Opponent	Score	RPI	S	Opponent	Score	RPI	S	Opponent	Score	Team's RPI: 161
4	A	Oregon	71 84	42	A	UCLA	60 76	51	H	Boise St.	69 73	122	N	Fordham	57 65	
4	H	Oregon	57 76	47	A	California	70 79	56	A	Southern California	57 82	129	A	Washington St.	61 94	
5	A	Stanford	54 91	49	N	Michigan	73 80	57	H	Utah	43 58	129	H	Washington St.	76 79	
7	H	Mississippi St.	56 103					73	H	Arizona	59 69	141	H	Colorado	68 58	
22	A	Oregon St.	67 78					91	N	Duke	71 64	147	A	Tulane	51 63	
22	H	Oregon St.	39 86					92	H	Ohio St.	69 59	154	H	Montana	69 54	
												221	H	George Mason	81 52	
												238	H	Northern Ariz.	81 59	
												256	H	Cal St. Fullerton	83 74	
												342	A	Seattle U	69 58	
LAST 12 Division I GAMES:																
51	H	Boise St.	69 73	56	A	Southern California	57 82									
49	N	Michigan	73 80	4	H	Oregon	57 76									
122	N	Fordham	57 65	22	H	Oregon St.	39 86									
129	A	Washington St.	61 94	47	A	California	70 79									
73	H	Arizona	59 69	5	A	Stanford	54 91									
42	A	UCLA	60 76	57	H	Utah	43 58									

Non-Div I Games:

Washington

■ Loss,
 ■ Non-Conf,
 ■ S Site,
 ■ H Home
 ■ A Away
 N Neutral

Average RPI Win:	152	WON-LOST	WINNING	LAST 10	STRENGTH OF	OPP. STRENGTH	TEAM	ADJ.	CONF.	ADJ CONF.
Average RPI Loss:	56	RECORD	PCT. RANK	GAMES	SCHEDULE	OF SCHEDULE	RPI	RPI	RPI	RPI
DIV. I ONLY	9- 16	252	1- 0	16	27	129	129	2	2	
DIV. I NON-CONF.	5- 6	177	1- 0	74	101	165	165	2	2	
TOTALS	RPI 1-25	RPI 26-50	W-L RECORDS	RPI 51-100	RPI 101-150	RPI 150+				
9- 16	0- 7	0- 2	OVERALL	3- 4	1- 2	5- 1				
6- 7	0- 3	0- 0	HOME	3- 3	1- 0	2- 1				
1- 8	0- 4	0- 2	AWAY	0- 1	0- 1	1- 0				
2- 1	0- 0	0- 0	NEUTRAL	0- 0	0- 1	2- 0				
5- 6	0- 1	0- 0	NON-CONFERENCE	2- 2	0- 2	3- 1				
3- 3	0- 0	0- 0	HOME	2- 2	0- 0	1- 1				
0- 2	0- 1	0- 0	AWAY	0- 0	0- 1	0- 0				
2- 1	0- 0	0- 0	NEUTRAL	0- 0	0- 1	2- 0				
4- 10	0- 6	0- 2	CONFERENCE	1- 2	1- 0	2- 0				
3- 4	0- 3	0- 0	HOME	1- 1	1- 0	1- 0				
1- 6	0- 3	0- 2	AWAY	0- 1	0- 0	1- 0				
0- 0	0- 0	0- 0	NEUTRAL	0- 0	0- 0	0- 0				

RPI 1-25				RPI 26-50				RPI 51-100				RPI 101+ Team's RPI: 129			
RPI	S	Opponent	Score	RPI	S	Opponent	Score	RPI	S	Opponent	Score	RPI	S	Opponent	Score
4	A	Oregon	58 98	42	A	UCLA	56 83	51	H	Boise St.	95 71	133	N	Kansas	63 71
4	H	Oregon	64 79	47	A	California	63 77	52	H	Saint Mary's (CA)	64 70	141	H	Colorado	74 48
5	A	Stanford	64 85					56	A	Southern California	73 81	145	A	CSUN	52 65
13	A	Gonzaga	53 76					57	H	Utah	68 72	161	A	Washington	79 76
14	H	Arizona St.	46 61					73	H	Arizona	90 88	161	H	Washington	94 61
22	A	Oregon St.	69 76					82	H	UC Davis	62 75	199	H	Utah St.	61 72
22	H	Oregon St.	35 52					86	H	Nebraska	87 84	205	N	Jacksonville St.	64 51
												243	H	San Francisco	91 61
												250	N	Wichita St.	85 59
LAST 12 Division I GAMES:															
250	N	Wichita St.	85 59	42	A	UCLA	56 83	22	H	Oregon St.	35 52				
205	N	Jacksonville St.	64 51	4	H	Oregon	64 79	5	A	Stanford	64 85				
161	H	Washington	94 61	47	A	California	63 77	141	H	Colorado	74 48				
73	H	Arizona	90 88												
14	H	Arizona St.	46 61												
56	A	Southern California	73 81												

Non-Div I Games:

Washington St.

■ Loss,
 ■ Non-Conf,
 ■ S Site,
 ■ H Home
 ■ A Away
 N Neutral

Average RPI Win:	244	WON-LOST	WINNING	LAST 10	STRENGTH OF	OPP. STRENGTH	TEAM	ADJ.	CONF.	ADJ CONF.
Average RPI Loss:	174	RECORD	PCT. RANK	GAMES	SCHEDULE	OF SCHEDULE	RPI	RPI	RPI	RPI
DIV. I ONLY	4- 21	327	0- 0	255	192	322	322	16	16	
DIV. I NON-CONF.	2- 7	288	0- 0	274	228	308	308	12	12	
TOTALS	RPI 1-25	RPI 26-50	W-L RECORDS	RPI 51-100	RPI 101-150	RPI 150+				
4- 21	0- 0	0- 0	OVERALL	0- 4	1- 5	3- 12				
2- 10	0- 0	0- 0	HOME	0- 2	0- 2	2- 6				
2- 10	0- 0	0- 0	AWAY	0- 1	1- 3	1- 6				
0- 1	0- 0	0- 0	NEUTRAL	0- 1	0- 0	0- 0				
2- 7	0- 0	0- 0	NON-CONFERENCE	0- 2	0- 1	2- 4				
1- 2	0- 0	0- 0	HOME	0- 0	0- 0	1- 2				
1- 4	0- 0	0- 0	AWAY	0- 1	0- 1	1- 2				
0- 1	0- 0	0- 0	NEUTRAL	0- 1	0- 0	0- 0				
2- 14	0- 0	0- 0	CONFERENCE	0- 2	1- 4	1- 8				
1- 8	0- 0	0- 0	HOME	0- 2	0- 2	1- 4				
1- 6	0- 0	0- 0	AWAY	0- 0	1- 2	0- 4				
0- 0	0- 0	0- 0	NEUTRAL	0- 0	0- 0	0- 0				

RPI	S	Opponent	Score	RPI	S	Opponent	Score	RPI	S	Opponent	Score	RPI	S	Opponent	Score	Team's RPI: 322
57	A	Utah	56	77	118	A	Northern Colo.	55	54	120	A	Pepperdine	47	68		
83	H	Idaho	74	79	130	A	Portland St.	38	65	130	H	Portland St.	59	77		
95	N	VCU	36	64	149	A	Montana St.	59	72	149	H	Montana St.	59	66		
98	H	Idaho St.	57	70	154	A	Montana	56	64	154	H	Montana	60	72		
					167	H	UC Riverside	39	71	168	H	Portland	73	89		
					186	H	Eastern Wash.	58	64	236	A	Sacramento St.	62	77		
					236	H	Sacramento St.	69	78	238	A	Northern Ariz.	64	74		
					238	H	Northern Ariz.	64	75	274	H	UTEP	68	63		
					276	A	Utah Valley	59	65	280	A	Southern Utah	79	84		
					280	H	Southern Utah	67	66	300	A	UTSA	59	66		
					304	A	Incarinate Word	72	64							
LAST 12 Division I GAMES:																
236	H	Sacramento St.	69	78	130	A	Portland St.	38	65							
149	A	Montana St.	59	72	154	H	Montana	60	72							
154	A	Montana	56	64	149	H	Montana St.	59	66							
238	H	Northern Ariz.	64	75	118	A	Northern Colo.	55	54							
280	H	Southern Utah	67	66	130	H	Portland St.	59	77							
236	A	Sacramento St.	62	77	98	H	Idaho St.	57	70							

Non-Div I Games: La Verne 105 43

Weber St.

West Virginia

Through Games Of Feb. 20, 2019

Average RPI Win:	175	WON-LOST	WINNING	LAST 10	STRENGTH OF	OPP. STRENGTH	TEAM	ADJ.	CONF.	ADJ CONF.
Average RPI Loss:	19	RECORD	PCT. RANK	GAMES	SCHEDULE	OF SCHEDULE	RPI	RPI	RPI	RPI
DIV. I ONLY	19- 6	41	1- 0	120	29	50	50	3	3	
DIV. I NON-CONF.	9- 2	43	1- 0	340	127	188	188	3	3	
TOTALS	RPI 1-25	RPI 26-50	W-L RECORDS	RPI 51-100	RPI 101-150	RPI 150+				
19- 6	1- 3	3- 3	OVERALL	0- 0	8- 0	7- 0				
13- 2	1- 0	2- 2	HOME	0- 0	4- 0	6- 0				
5- 3	0- 2	1- 1	AWAY	0- 0	4- 0	0- 0				
1- 1	0- 1	0- 0	NEUTRAL	0- 0	0- 0	1- 0				
9- 2	0- 1	0- 1	NON-CONFERENCE	0- 0	2- 0	7- 0				
7- 1	0- 0	0- 1	HOME	0- 0	1- 0	6- 0				
1- 0	0- 0	0- 0	AWAY	0- 0	1- 0	0- 0				
1- 1	0- 1	0- 0	NEUTRAL	0- 0	0- 0	1- 0				
10- 4	1- 2	3- 2	CONFERENCE	0- 0	6- 0	0- 0				
6- 1	1- 0	2- 1	HOME	0- 0	3- 0	0- 0				
4- 3	0- 2	1- 1	AWAY	0- 0	3- 0	0- 0				
0- 0	0- 0	0- 0	NEUTRAL	0- 0	0- 0	0- 0				

RPI	S	Opponent	Score	RPI	S	Opponent	Score	Team's RPI: 50	RPI	S	Opponent	Score	RPI	S	Opponent	Score
2	A	Baylor	47 79	28	H	Missouri	51 68						116	H	Towson	90 43
8	N	Iowa	81 84	30	A	Texas	64 58						119	A	Oklahoma St.	77 54
11	A	Iowa St.	61 77	30	H	Texas	58 70						119	H	Oklahoma St.	67 58
11	H	Iowa St.	73 64	34	A	TCU	48 62						123	A	Pittsburgh	77 43
				34	H	TCU	79 65						133	H	Kansas	71 50
				46	H	Kansas St.	60 30						136	A	Texas Tech	75 72
													136	H	Texas Tech	68 65
													148	A	Oklahoma	66 55
													246	H	Niagara	84 32
													302	H	Morgan St.	72 37
													316	H	Bryant	94 48
													321	H	NJIT	95 50
													328	H	Coppin St.	78 37
													331	H	Eastern Ky.	78 29
													331	N	Eastern Ky.	81 39
LAST 12 Division I GAMES:																
331	N	Eastern Ky.	81 39	30	A	Texas	64 58									
119	A	Oklahoma St.	77 54	46	H	Kansas St.	60 30									
34	H	TCU	79 65	136	H	Texas Tech	68 65									
136	A	Texas Tech	75 72	2	A	Baylor	47 79									
11	A	Iowa St.	61 77	11	H	Iowa St.	73 64									
133	H	Kansas	71 50	148	A	Oklahoma	66 55									

Non-Div I Games:

West Virginia

■ Loss,
■ Non-Conf, S Site,
■ Home
■ Away
N Neutral

Average RPI Win:	313	WON-LOST	WINNING	LAST 10	STRENGTH OF	OPP. STRENGTH	TEAM	ADJ.	CONF.	ADJ CONF.
Average RPI Loss:	207	RECORD	PCT. RANK	GAMES	SCHEDULE	OF SCHEDULE	RPI	RPI	RPI	RPI
DIV. I ONLY	2- 22	347	0- 1	210	342	334	334	27	27	
DIV. I NON-CONF.	2- 11	316	0- 0	147	345	304	304	24	24	
TOTALS	RPI 1-25	RPI 26-50	W-L RECORDS	RPI 51-100	RPI 101-150	RPI 150+				
2- 22	0- 1	0- 1	OVERALL	0- 0	0- 1	2- 19				
1- 8	0- 0	0- 0	HOME	0- 0	0- 0	1- 8				
1- 13	0- 1	0- 1	AWAY	0- 0	0- 1	1- 10				
0- 1	0- 0	0- 0	NEUTRAL	0- 0	0- 0	0- 1				
2- 11	0- 1	0- 1	NON-CONFERENCE	0- 0	0- 1	2- 8				
1- 4	0- 0	0- 0	HOME	0- 0	0- 0	1- 4				
1- 6	0- 1	0- 1	AWAY	0- 0	0- 1	1- 3				
0- 1	0- 0	0- 0	NEUTRAL	0- 0	0- 0	0- 1				
0- 11	0- 0	0- 0	CONFERENCE	0- 0	0- 0	0- 11				
0- 4	0- 0	0- 0	HOME	0- 0	0- 0	0- 4				
0- 7	0- 0	0- 0	AWAY	0- 0	0- 0	0- 7				
0- 0	0- 0	0- 0	NEUTRAL	0- 0	0- 0	0- 0				

RPI 1-25				RPI 26-50				RPI 51-100				RPI 101+ Team's RPI: 334			
RPI	S	Opponent	Score	RPI	S	Opponent	Score	RPI	S	Opponent	Score	RPI	S	Opponent	Score
23	A	Kentucky	39 99	38	A	Georgia Tech	49 84					132	A	Tennessee Tech	58 77
												152	A	Chattanooga	58 72
												163	A	Mercer	55 71
												163	H	Mercer	67 69
												177	A	UNC Asheville	49 74
												178	N	North Ala.	66 89
												180	A	Coastal Caro.	59 77
												195	H	N.C. A&T	51 69
												209	A	Furman	55 65
												209	H	Furman	28 53
												222	H	Campbell	37 63
												232	H	Gardner-Webb	52 62
												253	A	ETSU	80 88
												269	A	Wofford	65 91
												269	H	Wofford	55 63
												277	A	Samford	43 58
												277	H	Samford	42 75
												281	A	Winthrop	65 57
												308	H	South Carolina St.	39 54
												310	A	UNC Greensboro	59 71
												321	A	NJIT	71 79
												344	H	USC Upstate	68 64
LAST 12 Division I GAMES:															
163	A	Mercer	55 71	310	A	UNC Greensboro	59 71								
277	A	Samford	43 58	277	H	Samford	42 75								
269	H	Wofford	55 63	163	H	Mercer	67 69								
209	H	Furman	28 53	209	A	Furman	55 65								
253	A	ETSU	80 88	269	A	Wofford	65 91								
152	A	Chattanooga	58 72	232	H	Gardner-Webb	52 62								

Non-Div I Games: North Greenville 71 44 Young Harris 63 54

Western Caro.

Loss, Non-Conf, S Site, H Home A Away N Neutral

Average RPI Win:	275	WON-LOST	WINNING	LAST 10	STRENGTH OF	OPP. STRENGTH	TEAM	ADJ.	CONF.	ADJ CONF.
Average RPI Loss:	128	RECORD	PCT. RANK	GAMES	SCHEDULE	OF SCHEDULE	RPI	RPI	RPI	RPI
DIV. I ONLY	10- 14	221	0- 1	182	229	219	219	19	19	
DIV. I NON-CONF.	2- 9	297	0- 0	81	193	258	258	19	19	
TOTALS	RPI 1-25	RPI 26-50	W-L RECORDS	RPI 51-100	RPI 101-150	RPI 150+				
10- 14	0- 1	0- 4	OVERALL	0- 3	0- 0	10- 6				
6- 4	0- 1	0- 3	HOME	0- 0	0- 0	6- 0				
3- 7	0- 0	0- 1	AWAY	0- 2	0- 0	3- 4				
1- 3	0- 0	0- 0	NEUTRAL	0- 1	0- 0	1- 2				
2- 9	0- 1	0- 1	NON-CONFERENCE	0- 3	0- 0	2- 4				
1- 2	0- 1	0- 1	HOME	0- 0	0- 0	1- 0				
0- 4	0- 0	0- 0	AWAY	0- 2	0- 0	0- 2				
1- 3	0- 0	0- 0	NEUTRAL	0- 1	0- 0	1- 2				
8- 5	0- 0	0- 3	CONFERENCE	0- 0	0- 0	8- 2				
5- 2	0- 0	0- 2	HOME	0- 0	0- 0	5- 0				
3- 3	0- 0	0- 1	AWAY	0- 0	0- 0	3- 2				
0- 0	0- 0	0- 0	NEUTRAL	0- 0	0- 0	0- 0				

RPI 1-25				RPI 26-50				RPI 51-100				RPI 101+ Team's RPI: 219			
RPI	S	Opponent	Score	RPI	S	Opponent	Score	RPI	S	Opponent	Score	RPI	S	Opponent	Score
19	H	Drake	71 98	28	H	Missouri	64 89	59	A	Purdue	60 81	159	A	Bradley	68 82
				32	A	South Dakota	49 92	62	A	Butler	51 92	171	H	Denver	87 78
				32	H	South Dakota	61 83	96	N	Northern Ill.	61 86	172	A	Oral Roberts	64 68
				33	H	South Dakota St.	84 93					209	N	Furman	85 78
												214	A	Southeast Mo. St.	71 81
												244	A	North Dakota	92 80
												244	H	North Dakota	111 90
												260	H	Austin Peay	77 72
												274	N	UTEP	72 84
												292	N	Eastern Ill.	62 64
												317	A	Omaha	79 67
												317	H	Omaha	78 70
												320	A	North Dakota St.	60 68
												320	H	North Dakota St.	82 70
												332	A	Purdue Fort Wayne	90 61
												332	H	Purdue Fort Wayne	73 59
LAST 12 Division I GAMES:															
				32	H	South Dakota	61 83	332	H	Purdue Fort Wayne	73 59				
				317	A	Omaha	79 67	317	H	Omaha	78 70				
				332	A	Purdue Fort Wayne	90 61	244	A	North Dakota	92 80				
				320	H	North Dakota St.	82 70	320	A	North Dakota St.	60 68				
				244	H	North Dakota	111 90	172	A	Oral Roberts	64 68				
				32	A	South Dakota	49 92	171	H	Denver	87 78				

Non-Div I Games: MacMurray 136 39 William Woods 81 73

Western Ill.

Average RPI Win:	211	WON-LOST	WINNING	LAST 10	STRENGTH OF	OPP. STRENGTH	TEAM	ADJ.	CONF.	ADJ CONF.
Average RPI Loss:	77	RECORD	PCT. RANK	GAMES	SCHEDULE	OF SCHEDULE	RPI	RPI	RPI	RPI
DIV. I ONLY	12- 13	180	0- 1	75	67	127	127	14	14	
DIV. I NON-CONF.	4- 8	241	0- 1	36	2	138	138	18	18	
TOTALS	RPI 1-25	RPI 26-50	W-L RECORDS	RPI 51-100	RPI 101-150	RPI 150+				
12- 13	0- 6	0- 1	OVERALL	2- 1	1- 2	9- 3				
6- 6	0- 2	0- 1	HOME	1- 0	1- 0	4- 3				
5- 5	0- 2	0- 0	AWAY	1- 1	0- 2	4- 0				
1- 2	0- 2	0- 0	NEUTRAL	0- 0	0- 0	1- 0				
4- 8	0- 6	0- 0	NON-CONFERENCE	1- 0	0- 1	3- 1				
2- 3	0- 2	0- 0	HOME	0- 0	0- 0	2- 1				
1- 3	0- 2	0- 0	AWAY	1- 0	0- 1	0- 0				
1- 2	0- 2	0- 0	NEUTRAL	0- 0	0- 0	1- 0				
8- 5	0- 0	0- 1	CONFERENCE	1- 1	1- 1	6- 2				
4- 3	0- 0	0- 1	HOME	1- 0	1- 0	2- 2				
4- 2	0- 0	0- 0	AWAY	0- 1	0- 1	4- 0				
0- 0	0- 0	0- 0	NEUTRAL	0- 0	0- 0	0- 0				

RPI S	Opponent	Score	RPI S	Opponent	Score	RPI S	Opponent	Score	RPI S	Opponent	Score	Team's RPI: 127
1	A Notre Dame	53 94	37	H Rice	46 68	61	A Little Rock	68 56	114	A UAB	63 70	
3	H Louisville	80 102				66	A Middle Tenn.	69 81	135	H Charlotte	76 58	
8	H Iowa	67 104				74	H Old Dominion	75 60	148	A Oklahoma	83 90	
13	N Gonzaga	55 76							162	H Southern Ill.	83 76	
22	N Oregon St.	60 74							166	H Louisiana Tech	81 76	
24	A Central Mich.	90 108							176	H North Texas	67 76	
									185	H Southern Miss.	56 69	
									194	H Marshall	85 55	
									204	H Ball St.	83 86	
									253	N ETSU	82 68	
									274	A UTEP	64 61	
									298	A Fla. Atlantic	81 50	
									300	A UTSA	81 62	
									302	H Morgan St.	90 43	
									314	A FIU	94 82	
LAST 12 Division I GAMES:												
13	N Gonzaga	55 76	274	A UTEP	64 61							
253	N ETSU	82 68	300	A UTSA	81 62							
114	A UAB	63 70	166	H Louisiana Tech	81 76							
66	A Middle Tenn.	69 81	185	H Southern Miss.	56 69							
176	H North Texas	67 76	298	A Fla. Atlantic	81 50							
37	H Rice	46 68	314	A FIU	94 82							

Non-Div I Games: Union (TN) 77 65 Bellarmine 95 57

Western Ky.

Loss, Non-Conf, S Site, H Home A Away N Neutral

Average RPI Win:	295	WON-LOST	WINNING	LAST 10	STRENGTH OF	OPP. STRENGTH	TEAM	ADJ.	CONF.	ADJ CONF.
Average RPI Loss:	116	RECORD	PCT. RANK	GAMES	SCHEDULE	OF SCHEDULE	RPI	RPI	RPI	RPI
DIV. I ONLY	7- 16	273	0- 1	230	139	268	268	7	7	
DIV. I NON-CONF.	5- 5	162	0- 0	349	303	323	323	8	8	
TOTALS	RPI 1-25	RPI 26-50	W-L RECORDS	RPI 51-100	RPI 101-150	RPI 150+				
7- 16	0- 1	0- 4	OVERALL	0- 4	0- 0	7- 7				
2- 9	0- 1	0- 3	HOME	0- 2	0- 0	2- 3				
4- 6	0- 0	0- 1	AWAY	0- 2	0- 0	4- 3				
1- 1	0- 0	0- 0	NEUTRAL	0- 0	0- 0	1- 1				
5- 5	0- 0	0- 1	NON-CONFERENCE	0- 0	0- 0	5- 4				
2- 3	0- 0	0- 1	HOME	0- 0	0- 0	2- 2				
2- 1	0- 0	0- 0	AWAY	0- 0	0- 0	2- 1				
1- 1	0- 0	0- 0	NEUTRAL	0- 0	0- 0	1- 1				
2- 11	0- 1	0- 3	CONFERENCE	0- 4	0- 0	2- 3				
0- 6	0- 1	0- 2	HOME	0- 2	0- 0	0- 1				
2- 5	0- 0	0- 1	AWAY	0- 2	0- 0	2- 2				
0- 0	0- 0	0- 0	NEUTRAL	0- 0	0- 0	0- 0				

RPI 1-25				RPI 26-50				RPI 51-100				RPI 101+ Team's RPI: 268			
RPI	S	Opponent	Score	RPI	S	Opponent	Score	RPI	S	Opponent	Score	RPI	S	Opponent	Score
24	H	Central Mich.	53 87	35	A	Ohio	56 70	79	H	Toledo	57 80	153	H	New Mexico St.	54 66
				39	H	Buffalo	59 61	80	A	Kent St.	51 55	158	A	Akron	62 69
				45	H	Miami (OH)	62 81	80	H	Kent St.	52 56	158	H	Akron	59 72
				49	H	Michigan	42 79	96	A	Northern Ill.	64 77	190	A	Eastern Mich.	61 64
												204	A	Ball St.	65 62
												206	A	Ole Miss	66 69
												220	A	Bowling Green	84 82
												223	H	Loyola Chicago	53 64
												244	N	North Dakota	50 62
												298	A	Fla. Atlantic	69 59
												331	H	Eastern Ky.	64 53
												332	H	Purdue Fort Wayne	69 61
												333	A	Detroit Mercy	54 44
												347	N	Florida A&M	69 50
LAST 12 Division I GAMES:															
80	H	Kent St.	52 56	96	A	Northern Ill.	64 77								
35	A	Ohio	56 70	204	A	Ball St.	65 62								
24	H	Central Mich.	53 87	39	H	Buffalo	59 61								
158	A	Akron	62 69	79	H	Toledo	57 80								
80	A	Kent St.	51 55	190	A	Eastern Mich.	61 64								
45	H	Miami (OH)	62 81	158	H	Akron	59 72								

Non-Div I Games: Saginaw Valley 75 51

Western Mich.

■ Loss,
 ■ Non-Conf,
 ■ S Site,
 ■ H Home
 ■ A Away
 N Neutral

Average RPI Win:	221	WON-LOST	WINNING	LAST 10	STRENGTH OF	OPP. STRENGTH	TEAM	ADJ.	CONF.	ADJ CONF.
Average RPI Loss:	127	RECORD	PCT. RANK	GAMES	SCHEDULE	OF SCHEDULE	RPI	RPI	RPI	RPI
DIV. I ONLY	11- 14	208	0- 1	209	126	250	250	9	9	
DIV. I NON-CONF.	7- 6	153	0- 1	228	216	245	245	9	9	
TOTALS	RPI 1-25	RPI 26-50	W-L RECORDS	RPI 51-100	RPI 101-150	RPI 150+				
11- 14	0- 1	0- 1	OVERALL	1- 2	1- 5	9- 5				
9- 7	0- 1	0- 0	HOME	1- 1	0- 3	8- 2				
2- 4	0- 0	0- 0	AWAY	0- 1	1- 0	1- 3				
0- 3	0- 0	0- 1	NEUTRAL	0- 0	0- 2	0- 0				
7- 6	0- 0	0- 1	NON-CONFERENCE	1- 0	0- 5	6- 0				
7- 3	0- 0	0- 0	HOME	1- 0	0- 3	6- 0				
0- 0	0- 0	0- 0	AWAY	0- 0	0- 0	0- 0				
0- 3	0- 0	0- 1	NEUTRAL	0- 0	0- 2	0- 0				
4- 8	0- 1	0- 0	CONFERENCE	0- 2	1- 0	3- 5				
2- 4	0- 1	0- 0	HOME	0- 1	0- 0	2- 2				
2- 4	0- 0	0- 0	AWAY	0- 1	1- 0	1- 3				
0- 0	0- 0	0- 0	NEUTRAL	0- 0	0- 0	0- 0				

RPI 1-25				RPI 26-50				RPI 51-100				RPI 101+ Team's RPI: 250			
RPI	S	Opponent	Score	RPI	S	Opponent	Score	RPI	S	Opponent	Score	RPI	S	Opponent	Score
18	H	UCF	49 57	32	N	South Dakota	64 73	69	H	Missouri St.	63 60	101	N	Northwestern	43 65
								85	A	Cincinnati	54 82	112	H	Creighton	71 83
								97	H	Houston	58 66	119	H	Oklahoma St.	47 60
												129	N	Washington St.	59 85
												132	H	Tennessee Tech	45 55
												147	A	Tulane	62 44
												155	A	Tulsa	49 63
												164	H	Temple	40 65
												166	H	Louisiana Tech	70 56
												179	H	Sam Houston St.	63 55
												198	H	Grambling	70 61
												201	A	Memphis	57 48
												201	H	Memphis	50 71
												210	A	East Carolina	56 78
												210	H	East Carolina	57 47
												226	A	SMU	50 78
												226	H	SMU	53 42
												337	H	Houston Baptist	68 50
												346	H	Ark.-Pine Bluff	76 39
												348	H	Savannah St.	66 50
LAST 12 Division I GAMES:															
129	N	Washington St.	59 85	210	H	East Carolina	57 47								
18	H	UCF	49 57	147	A	Tulane	62 44								
226	H	SMU	53 42	97	H	Houston	58 66								
85	A	Cincinnati	54 82	226	A	SMU	50 78								
201	A	Memphis	57 48	201	H	Memphis	50 71								
164	H	Temple	40 65	210	A	East Carolina	56 78								

Non-Div I Games:

Wichita St.

■ Loss,
 ■ Non-Conf,
 S Site,
 ■ Home
 ■ Away
 N Neutral

William & Mary

Through Games Of Feb. 20, 2019

Average RPI Win:	221	WON-LOST	WINNING	LAST 10	STRENGTH OF	OPP. STRENGTH	TEAM	ADJ.	CONF.	ADJ CONF.
Average RPI Loss:	132	RECORD	PCT. RANK	GAMES	SCHEDULE	OF SCHEDULE	RPI	RPI	RPI	RPI
DIV. I ONLY	12- 11	155	1- 0	179	172	160	160	10	10	
DIV. I NON-CONF.	7- 4	108	0- 0	189	271	119	119	10	10	
TOTALS	RPI 1-25	RPI 26-50	W-L RECORDS	RPI 51-100	RPI 101-150	RPI 150+				
12- 11	0- 0	0- 1	OVERALL	0- 4	2- 4	10- 2				
6- 4	0- 0	0- 0	HOME	0- 2	1- 1	5- 1				
6- 7	0- 0	0- 1	AWAY	0- 2	1- 3	5- 1				
0- 0	0- 0	0- 0	NEUTRAL	0- 0	0- 0	0- 0				
7- 4	0- 0	0- 0	NON-CONFERENCE	0- 2	0- 2	7- 0				
4- 1	0- 0	0- 0	HOME	0- 1	0- 0	4- 0				
3- 3	0- 0	0- 0	AWAY	0- 1	0- 2	3- 0				
0- 0	0- 0	0- 0	NEUTRAL	0- 0	0- 0	0- 0				
5- 7	0- 0	0- 1	CONFERENCE	0- 2	2- 2	3- 2				
2- 3	0- 0	0- 0	HOME	0- 1	1- 1	1- 1				
3- 4	0- 0	0- 1	AWAY	0- 1	1- 1	2- 1				
0- 0	0- 0	0- 0	NEUTRAL	0- 0	0- 0	0- 0				

RPI S	Opponent	Score	RPI S	Opponent	Score	RPI S	Opponent	Score	RPI S	Opponent	Score	Team's RPI: 160
36	A James Madison	48 65	72	H Drexel	58 62	110	A Hartford	45 50				
			74	A Old Dominion	69 83	113	A UNCW	58 66				
			88	A Northeastern	74 88	113	H UNCW	70 64				
			95	H VCU	55 72	116	A Towson	80 69				
						142	A Davidson	65 76				
						146	H Delaware	59 70				
						193	H George Washington	73 59				
						210	H East Carolina	63 43				
						211	A Elon	64 59				
						211	H Elon	65 60				
						237	H Howard	88 75				
						251	A Hofstra	60 55				
						262	H Richmond	65 55				
						270	A Norfolk St.	55 44				
						288	A Col. of Charleston	77 79				
						288	H Col. of Charleston	54 66				
						289	A Loyola Maryland	65 49				
						294	A Fairfield	60 54				
LAST 12 Division I GAMES:												
211	A Elon	64 59	36	A James Madison	48 65							
113	A UNCW	58 66	211	H Elon	65 60							
288	A Col. of Charleston	77 79	288	H Col. of Charleston	54 66							
72	H Drexel	58 62	113	H UNCW	70 64							
146	H Delaware	59 70	88	A Northeastern	74 88							
116	A Towson	80 69	251	A Hofstra	60 55							

Non-Div I Games:

William & Mary

Loss, Non-Conf, S Site, H Home A Away N Neutral

Winthrop

Through Games Of Feb. 20, 2019

Average RPI Win:	290	WON-LOST	WINNING	LAST 10	STRENGTH OF	OPP. STRENGTH	TEAM	ADJ.	CONF.	ADJ CONF.
Average RPI Loss:	189	RECORD	PCT. RANK	GAMES	SCHEDULE	OF SCHEDULE	RPI	RPI	RPI	RPI
DIV. I ONLY	10- 14	221	0- 1	308	318	281	281	28	28	
DIV. I NON-CONF.	4- 6	212	0- 0	317	328	277	277	29	29	
TOTALS	RPI 1-25	RPI 26-50	W-L RECORDS	RPI 51-100	RPI 101-150	RPI 150+				
10- 14	0- 0	0- 1	OVERALL	0- 2	0- 2	10- 9				
5- 6	0- 0	0- 0	HOME	0- 1	0- 0	5- 5				
5- 8	0- 0	0- 1	AWAY	0- 1	0- 2	5- 4				
0- 0	0- 0	0- 0	NEUTRAL	0- 0	0- 0	0- 0				
4- 6	0- 0	0- 1	NON-CONFERENCE	0- 0	0- 1	4- 4				
2- 1	0- 0	0- 0	HOME	0- 0	0- 0	2- 1				
2- 5	0- 0	0- 1	AWAY	0- 0	0- 1	2- 3				
0- 0	0- 0	0- 0	NEUTRAL	0- 0	0- 0	0- 0				
6- 8	0- 0	0- 0	CONFERENCE	0- 2	0- 1	6- 5				
3- 5	0- 0	0- 0	HOME	0- 1	0- 0	3- 4				
3- 3	0- 0	0- 0	AWAY	0- 1	0- 1	3- 1				
0- 0	0- 0	0- 0	NEUTRAL	0- 0	0- 0	0- 0				

RPI S	Opponent	Score	RPI S	Opponent	Score	RPI S	Opponent	Score	RPI S	Opponent	Score	Team's RPI: 281
36	A James Madison	39 56	93	A Radford	49 70	111	A Georgia	39 85	125	A High Point	54 56	
			93	H Radford	57 79	177	A UNC Asheville	36 70	177	H UNC Asheville	43 55	
						181	A Wisconsin	41 76	202	H Hampton	63 84	
						211	H Elon	58 57	222	A Campbell	59 46	
						232	A Gardner-Webb	64 62	232	H Gardner-Webb	52 65	
						269	A Wofford	53 70	278	A Ga. Southern	55 64	
						288	A Col. of Charleston	71 64	301	H Charleston So.	57 52	
						308	A South Carolina St.	58 50	330	A Presbyterian	62 54	
						330	H Presbyterian	55 52	334	H Western Caro.	57 65	
						338	H Longwood	77 69	341	H N.C. Central	66 41	
						344	H USC Upstate	50 76				
LAST 12 Division I GAMES:												
93	H Radford	57 79	330	H Presbyterian	55 52							
177	H UNC Asheville	43 55	202	H Hampton	63 84							
232	H Gardner-Webb	52 65	232	A Gardner-Webb	64 62							
330	A Presbyterian	62 54	222	A Campbell	59 46							
177	A UNC Asheville	36 70	93	A Radford	49 70							
125	A High Point	54 56	344	H USC Upstate	50 76							

Non-Div I Games: Newberry

63 67

Winthrop

Loss,
Non-Conf,
S Site,
H Home
A Away
N Neutral

Average RPI Win:	198	WON-LOST	WINNING	LAST 10	STRENGTH OF	OPP. STRENGTH	TEAM	ADJ.	CONF.	ADJ CONF.
Average RPI Loss:	88	RECORD	PCT. RANK	GAMES	SCHEDULE	OF SCHEDULE	RPI	RPI	RPI	RPI
DIV. I ONLY	13- 14	178	1- 0	160	72	181	181	4	4	
DIV. I NON-CONF.	9- 3	61	0- 0	313	183	172	172	6	6	
TOTALS	RPI 1-25	RPI 26-50	W-L RECORDS	RPI 51-100	RPI 101-150	RPI 150+				
13- 14	0- 2	1- 1	OVERALL	2- 5	2- 5	8- 1				
10- 5	0- 0	1- 1	HOME	2- 2	1- 2	6- 0				
1- 8	0- 2	0- 0	AWAY	0- 2	0- 3	1- 1				
2- 1	0- 0	0- 0	NEUTRAL	0- 1	1- 0	1- 0				
9- 3	0- 0	0- 0	NON-CONFERENCE	0- 3	2- 0	7- 0				
6- 1	0- 0	0- 0	HOME	0- 1	1- 0	5- 0				
1- 1	0- 0	0- 0	AWAY	0- 1	0- 0	1- 0				
2- 1	0- 0	0- 0	NEUTRAL	0- 1	1- 0	1- 0				
4- 11	0- 2	1- 1	CONFERENCE	2- 2	0- 5	1- 1				
4- 4	0- 0	1- 1	HOME	2- 1	0- 2	1- 0				
0- 7	0- 2	0- 0	AWAY	0- 1	0- 3	0- 1				
0- 0	0- 0	0- 0	NEUTRAL	0- 0	0- 0	0- 0				

RPI S	Opponent	Score	RPI S	Opponent	Score	RPI S	Opponent	Score	RPI S	Opponent	Score	Team's RPI: 181
8	A Iowa	53 71	31	H Michigan St.	79 62	54	H Indiana	68 75	101	A Northwestern	46 72	
16	A Maryland	57 75	49	H Michigan	70 76	59	H Purdue	76 69	102	A Minnesota	56 74	
						63	A Green Bay	46 55	102	H Minnesota	50 78	
						81	N Arkansas	68 69	123	N Pittsburgh	57 42	
						86	H Nebraska	70 69	124	H IUPUI	65 64	
						91	H Duke	53 60	137	A Penn St.	64 71	
						92	A Ohio St.	68 70	137	H Penn St.	59 65	
									183	A Milwaukee	68 57	
									194	H Marshall	67 49	
									196	A Illinois	68 78	
									196	H Illinois	75 67	
									281	H Winthrop	76 41	
									295	N Tennessee St.	58 53	
									320	H North Dakota St.	64 53	
									336	H Evansville	96 60	
									349	H Chicago St.	85 38	
LAST 12 Division I GAMES:												
196	H Illinois	75 67	86	H Nebraska	70 69							
92	A Ohio St.	68 70	137	H Penn St.	59 65							
31	H Michigan St.	79 62	101	A Northwestern	46 72							
196	A Illinois	68 78	102	H Minnesota	50 78							
49	H Michigan	70 76	54	H Indiana	68 75							
16	A Maryland	57 75	8	A Iowa	53 71							

Non-Div I Games:

Wisconsin

 Loss,
 Non-Conf,
 S Site,
 H Home
 A Away
N Neutral

Average RPI Win:	280	WON-LOST	WINNING	LAST 10	STRENGTH OF	OPP. STRENGTH	TEAM	ADJ.	CONF.	ADJ CONF.
Average RPI Loss:	191	RECORD	PCT. RANK	GAMES	SCHEDULE	OF SCHEDULE	RPI	RPI	RPI	RPI
DIV. I ONLY	11- 12	185	1- 0	347	200	269	269	27	27	
DIV. I NON-CONF.	5- 7	206	0- 0	310	239	241	241	24	24	
TOTALS	RPI 1-25	RPI 26-50	W-L RECORDS	RPI 51-100	RPI 101-150	RPI 150+				
11- 12	0- 0	0- 2	OVERALL	0- 0	0- 2	11- 8				
8- 1	0- 0	0- 0	HOME	0- 0	0- 0	8- 1				
3- 11	0- 0	0- 2	AWAY	0- 0	0- 2	3- 7				
0- 0	0- 0	0- 0	NEUTRAL	0- 0	0- 0	0- 0				
5- 7	0- 0	0- 2	NON-CONFERENCE	0- 0	0- 2	5- 3				
3- 0	0- 0	0- 0	HOME	0- 0	0- 0	3- 0				
2- 7	0- 0	0- 2	AWAY	0- 0	0- 2	2- 3				
0- 0	0- 0	0- 0	NEUTRAL	0- 0	0- 0	0- 0				
6- 5	0- 0	0- 0	CONFERENCE	0- 0	0- 0	6- 5				
5- 1	0- 0	0- 0	HOME	0- 0	0- 0	5- 1				
1- 4	0- 0	0- 0	AWAY	0- 0	0- 0	1- 4				
0- 0	0- 0	0- 0	NEUTRAL	0- 0	0- 0	0- 0				

RPI 1-25			RPI 26-50			RPI 51-100			RPI 101+ Team's RPI: 269		
RPI	S	Opponent	Score	RPI	S	Opponent	Score	RPI	S	Opponent	Score
				38	A	Georgia Tech	40 81	135	A	Charlotte	63 85
				41	A	Clemson	77 85	143	A	Appalachian St.	70 94
								152	A	Chattanooga	82 89
								152	H	Chattanooga	64 60
								163	H	Mercer	79 81
								177	A	UNC Asheville	46 60
								209	A	Furman	50 63
								232	H	Gardner-Webb	59 53
								253	A	ETSU	79 92
								253	H	ETSU	77 74
								277	H	Samford	71 62
								278	A	Ga. Southern	81 65
								281	H	Winthrop	70 53
								288	H	Col. of Charleston	78 58
								310	A	UNC Greensboro	61 77
								310	H	UNC Greensboro	93 66
								330	A	Presbyterian	50 61
								334	A	Western Caro.	63 55
								334	H	Western Caro.	91 65
								338	A	Longwood	101 72
								341	A	N.C. Central	59 66
LAST 12 Division I GAMES:											
152	H	Chattanooga	64 60	209	A	Furman	50 63				
253	H	ETSU	77 74	253	A	ETSU	79 92				
334	A	Western Caro.	63 55	152	A	Chattanooga	82 89				
310	A	UNC Greensboro	61 77	310	H	UNC Greensboro	93 66				
277	H	Samford	71 62	334	H	Western Caro.	91 65				
163	H	Mercer	79 81	38	A	Georgia Tech	40 81				

Non-Div I Games: Warren Wilson 107 30 Southern Wesleyan 110 47 Brevard 106 52

Wofford

Average RPI Win: 214	WON-LOST	WINNING	LAST 10	STRENGTH OF	OPP. STRENGTH	TEAM	ADJ.	CONF.	ADJ CONF.
Average RPI Loss: 110	RECORD	PCT. RANK	GAMES	SCHEDULE	OF SCHEDULE	RPI	RPI	RPI	RPI
DIV. I ONLY	19- 6	41	1- 0	200	188	75	75	20	20
DIV. I NON-CONF.	7- 4	108	0- 0	99	176	62	62	17	17
TOTALS	RPI 1-25	RPI 26-50	W-L RECORDS	RPI 51-100	RPI 101-150	RPI 150+			
19- 6	0- 0	0- 1	OVERALL	3- 2	3- 2	13- 1			
8- 1	0- 0	0- 0	HOME	2- 1	1- 0	5- 0			
7- 5	0- 0	0- 1	AWAY	0- 1	1- 2	6- 1			
4- 0	0- 0	0- 0	NEUTRAL	1- 0	1- 0	2- 0			
7- 4	0- 0	0- 1	NON-CONFERENCE	2- 1	1- 1	4- 1			
1- 1	0- 0	0- 0	HOME	1- 1	0- 0	0- 0			
2- 3	0- 0	0- 1	AWAY	0- 0	0- 1	2- 1			
4- 0	0- 0	0- 0	NEUTRAL	1- 0	1- 0	2- 0			
12- 2	0- 0	0- 0	CONFERENCE	1- 1	2- 1	9- 0			
7- 0	0- 0	0- 0	HOME	1- 0	1- 0	5- 0			
5- 2	0- 0	0- 0	AWAY	0- 1	1- 1	4- 0			
0- 0	0- 0	0- 0	NEUTRAL	0- 0	0- 0	0- 0			

RPI S	Opponent	Score	RPI S	Opponent	Score	RPI S	Opponent	Score	RPI S	Opponent	Score
31	A Michigan St.	68 84	58	H Belmont	63 79	109	A Youngstown St.	68 83	124	A IUPUI	78 75
			63	A Green Bay	37 56	124	H IUPUI	66 59	135	A Charlotte	85 88
			63	H Green Bay	85 67	144	N Marist	76 60	183	A Milwaukee	73 69
			72	N Drexel	71 63	183	H Milwaukee	61 57	206	N Stetson	57 44
			80	H Kent St.	61 55	215	A UNLV	68 52	251	N Hofstra	93 64
						265	A CSU Bakersfield	74 76	266	A Northern Ky.	61 55
						266	H Northern Ky.	78 56	284	A Cleveland St.	70 65
						287	A Manhattan	60 44	306	H Oakland	69 58
						333	H Detroit Mercy	78 59	340	A UIC	79 46
						340	H UIC	72 47			
LAST 12 Division I GAMES:											
266	H Northern Ky.	78 56	306	H Oakland	69 58						
63	A Green Bay	37 56	284	A Cleveland St.	70 65						
183	A Milwaukee	73 69	109	A Youngstown St.	68 83						
124	H IUPUI	66 59	266	A Northern Ky.	61 55						
340	H UIC	72 47	183	H Milwaukee	61 57						
333	H Detroit Mercy	78 59	63	H Green Bay	85 67						

Non-Div I Games: Kentucky St. 83 53

Wright St.

■ Loss,
 ■ Non-Conf,
 ■ S Site,
 ■ Home
 ■ A Away
 N Neutral

Wyoming

Through Games Of Feb. 20, 2019

Average RPI Win:	179	WON-LOST	WINNING	LAST 10	STRENGTH OF	OPP. STRENGTH	TEAM	ADJ.	CONF.	ADJ CONF.
Average RPI Loss:	93	RECORD	PCT. RANK	GAMES	SCHEDULE	OF SCHEDULE	RPI	RPI	RPI	RPI
DIV. I ONLY	15- 5	51	1- 0	94	138	44	44	15	15	
DIV. I NON-CONF.	5- 2	82	0- 0	24	107	21	21	13	13	
TOTALS	RPI 1-25	RPI 26-50	W-L RECORDS	RPI 51-100	RPI 101-150	RPI 150+				
15- 5	0- 0	1- 0	OVERALL	3- 3	1- 1	10- 1				
9- 1	0- 0	1- 0	HOME	2- 1	1- 0	5- 0				
5- 4	0- 0	0- 0	AWAY	1- 2	0- 1	4- 1				
1- 0	0- 0	0- 0	NEUTRAL	0- 0	0- 0	1- 0				
5- 2	0- 0	1- 0	NON-CONFERENCE	1- 1	1- 1	2- 0				
4- 0	0- 0	1- 0	HOME	1- 0	1- 0	1- 0				
0- 2	0- 0	0- 0	AWAY	0- 1	0- 1	0- 0				
1- 0	0- 0	0- 0	NEUTRAL	0- 0	0- 0	1- 0				
10- 3	0- 0	0- 0	CONFERENCE	2- 2	0- 0	8- 1				
5- 1	0- 0	0- 0	HOME	1- 1	0- 0	4- 0				
5- 2	0- 0	0- 0	AWAY	1- 1	0- 0	4- 1				
0- 0	0- 0	0- 0	NEUTRAL	0- 0	0- 0	0- 0				

RPI 1-25				RPI 26-50				Team's RPI: 44				RPI 51-100				RPI 101+			
RPI	S	Opponent	Score	RPI	S	Opponent	Score	RPI	S	Opponent	Score	RPI	S	Opponent	Score	RPI	S	Opponent	Score
				33	H	South Dakota St.	77 70					51	A	Boise St.	64 72	106	A	Pacific	64 70
												51	H	Boise St.	64 52	149	H	Montana St.	66 58
												52	A	Saint Mary's (CA)	84 90	171	H	Denver	78 74
												55	H	New Mexico	75 78	176	N	North Texas	53 49
												83	H	Idaho	64 61	199	A	Utah St.	42 50
												89	A	Fresno St.	63 56	199	H	Utah St.	53 35
																208	H	San Diego St.	87 45
																215	A	UNLV	64 49
																215	H	UNLV	90 62
																235	A	Nevada	55 51
																275	A	Colorado St.	60 49
																282	H	Air Force	80 60
																305	A	San Jose St.	70 56
LAST 12 Division I GAMES:																			
				215	A	UNLV	64 49					51	H	Boise St.	64 52				
				235	A	Nevada	55 51					305	A	San Jose St.	70 56				
				199	H	Utah St.	53 35					55	H	New Mexico	75 78				
				275	A	Colorado St.	60 49					199	A	Utah St.	42 50				
				282	H	Air Force	80 60					208	H	San Diego St.	87 45				
				89	A	Fresno St.	63 56					215	H	UNLV	90 62				

Non-Div I Games: Chadron St. 80 33 UC-Colo. Springs 98 37

Wyoming

Loss, Non-Conf, S Site, H Home A Away N Neutral

Average RPI Win: 222	WON-LOST	WINNING	LAST 10	STRENGTH OF	OPP. STRENGTH	TEAM	ADJ.	CONF.	ADJ CONF.
Average RPI Loss: 80	RECORD	PCT. RANK	GAMES	SCHEDULE	OF SCHEDULE	RPI	RPI	RPI	RPI
DIV. I ONLY	11- 14	208	0- 1	130	90	192	192	6	6
DIV. I NON-CONF.	9- 2	43	0- 0	282	292	133	133	4	4
TOTALS	RPI 1-25	RPI 26-50	W-L RECORDS	RPI 51-100	RPI 101-150	RPI 150+			
11- 14	0- 1	0- 2	OVERALL	0- 6	4- 5	7- 0			
9- 7	0- 1	0- 1	HOME	0- 2	2- 3	7- 0			
2- 7	0- 0	0- 1	AWAY	0- 4	2- 2	0- 0			
0- 0	0- 0	0- 0	NEUTRAL	0- 0	0- 0	0- 0			
9- 2	0- 0	0- 0	NON-CONFERENCE	0- 1	2- 1	7- 0			
8- 1	0- 0	0- 0	HOME	0- 0	1- 1	7- 0			
1- 1	0- 0	0- 0	AWAY	0- 1	1- 0	0- 0			
0- 0	0- 0	0- 0	NEUTRAL	0- 0	0- 0	0- 0			
2- 12	0- 1	0- 2	CONFERENCE	0- 5	2- 4	0- 0			
1- 6	0- 1	0- 1	HOME	0- 2	1- 2	0- 0			
1- 6	0- 0	0- 1	AWAY	0- 3	1- 2	0- 0			
0- 0	0- 0	0- 0	NEUTRAL	0- 0	0- 0	0- 0			

RPI 1-25				RPI 26-50				RPI 51-100				RPI 101+ Team's RPI: 192			
RPI	S	Opponent	Score	RPI	S	Opponent	Score	RPI	S	Opponent	Score	RPI	S	Opponent	Score
9	H	Marquette	44 90	26	H	DePaul	71 73	62	A	Butler	38 63	102	H	Minnesota	53 78
				43	A	Villanova	71 75	62	H	Butler	41 63	103	A	St. John's (NY)	41 70
								85	A	Cincinnati	61 79	103	H	St. John's (NY)	57 76
								94	A	Georgetown	61 68	112	A	Creighton	62 66
								100	A	Providence	58 71	112	H	Creighton	52 53
								100	H	Providence	55 63	121	A	Wake Forest	62 50
												126	A	Seton Hall	80 76
												126	H	Seton Hall	63 62
												132	H	Tennessee Tech	70 60
												178	H	North Ala.	94 81
												220	H	Bowling Green	65 49
												257	H	Alabama St.	87 58
												294	H	Fairfield	48 35
												296	H	New Orleans	61 45
												343	H	Delaware St.	80 59
												349	H	Chicago St.	91 57
LAST 12 Division I GAMES:															
112	H	Creighton	52 53	9	H	Marquette	44 90	100	A	Providence	58 71	112	A	Creighton	62 66
100	H	Providence	55 63	62	A	Butler	38 63	62	H	Butler	41 63	126	H	Seton Hall	63 62
62	A	Butler	38 63	103	A	St. John's (NY)	41 70	103	H	St. John's (NY)	57 76				
103	A	St. John's (NY)	41 70	126	A	Seton Hall	80 76								
126	A	Seton Hall	80 76	26	H	DePaul	71 73								

Non-Div I Games:

Xavier

Y
a
l
e

Y
a
l
e

Yale

Average RPI Win:	231	WON-LOST	WINNING	LAST 10	STRENGTH OF	OPP. STRENGTH	TEAM	ADJ.	CONF.	ADJ CONF.
Average RPI Loss:	100	RECORD	PCT. RANK	GAMES	SCHEDULE	OF SCHEDULE	RPI	RPI	RPI	RPI
DIV. I ONLY	18- 6	51	1- 0	245	226	109	109	20	20	
DIV. I NON-CONF.	6- 3	91	0- 0	78	234	67	67	17	17	
TOTALS	RPI 1-25	RPI 26-50	W-L RECORDS	RPI 51-100	RPI 101-150	RPI 150+				
18- 6	0- 0	0- 1	OVERALL	2- 3	2- 1	14- 1				
13- 1	0- 0	0- 0	HOME	2- 1	1- 0	10- 0				
5- 5	0- 0	0- 1	AWAY	0- 2	1- 1	4- 1				
0- 0	0- 0	0- 0	NEUTRAL	0- 0	0- 0	0- 0				
6- 3	0- 0	0- 1	NON-CONFERENCE	0- 2	1- 0	5- 0				
4- 1	0- 0	0- 0	HOME	0- 1	0- 0	4- 0				
2- 2	0- 0	0- 1	AWAY	0- 1	1- 0	1- 0				
0- 0	0- 0	0- 0	NEUTRAL	0- 0	0- 0	0- 0				
12- 3	0- 0	0- 0	CONFERENCE	2- 1	1- 1	9- 1				
9- 0	0- 0	0- 0	HOME	2- 0	1- 0	6- 0				
3- 3	0- 0	0- 0	AWAY	0- 1	0- 1	3- 1				
0- 0	0- 0	0- 0	NEUTRAL	0- 0	0- 0	0- 0				

RPI S	Opponent	Score	RPI S	Opponent	Score	RPI S	Opponent	Score	RPI S	Opponent	Score	Team's RPI: 109
48	A Bucknell	68 73	63	A Green Bay	42 60	123	A Pittsburgh	64 55				
			63	H Green Bay	70 59	124	A IUPUI	44 64				
			75	H Wright St.	83 68	124	H IUPUI	70 52				
			80	A Kent St.	34 62	158	H Akron	72 61				
			99	H Yale	56 58	183	A Milwaukee	68 71				
						183	H Milwaukee	67 47				
						203	H Robert Morris	69 59				
						212	H Saint Francis (PA)	80 56				
						223	H Loyola Chicago	74 63				
						266	H Northern Ky.	77 66				
						279	A Canisius	62 36				
						284	H Cleveland St.	73 55				
						306	A Oakland	69 55				
						306	H Oakland	76 61				
						333	A Detroit Mercy	85 59				
						333	H Detroit Mercy	91 45				
						340	A UIC	83 59				
						340	H UIC	81 29				
LAST 12 Division I GAMES:												
183	H Milwaukee	67 47	284	H Cleveland St.	73 55							
63	H Green Bay	70 59	266	H Northern Ky.	77 66							
340	A UIC	83 59	75	H Wright St.	83 68							
124	A IUPUI	44 64	63	A Green Bay	42 60							
333	H Detroit Mercy	91 45	183	A Milwaukee	68 71							
306	H Oakland	76 61	124	H IUPUI	70 52							

Non-Div I Games: Thiel 76 53 Carlow 90 31

Youngstown St.