

Average RPI Win:	249	WON-LOST	WINNING	LAST 10	STRENGTH OF	OPP. STRENGTH	TEAM	ADJ.	CONF.	ADJ CONF.
Average RPI Loss:	149	RECORD	PCT. RANK	GAMES	SCHEDULE	OF SCHEDULE	RPI	RPI	RPI	RPI
DIV. I ONLY	12- 6	74	7-3	255	261	123	123	23	23	
DIV. I NON-CONF.	3- 4	201	0-1	241	180	174	174	20	20	
TOTALS	RPI 1-25	RPI 26-50	W-L RECORDS	RPI 51-100	RPI 101-150	RPI 150+				
12- 6	0- 2	0- 0	OVERALL	0- 0	2- 1	10- 3				
5- 1	0- 0	0- 0	HOME	0- 0	1- 1	4- 0				
6- 5	0- 2	0- 0	AWAY	0- 0	1- 0	5- 3				
1- 0	0- 0	0- 0	NEUTRAL	0- 0	0- 0	1- 0				
3- 4	0- 2	0- 0	NON-CONFERENCE	0- 0	0- 0	3- 2				
1- 0	0- 0	0- 0	HOME	0- 0	0- 0	1- 0				
1- 4	0- 2	0- 0	AWAY	0- 0	0- 0	1- 2				
1- 0	0- 0	0- 0	NEUTRAL	0- 0	0- 0	1- 0				
9- 2	0- 0	0- 0	CONFERENCE	0- 0	2- 1	7- 1				
4- 1	0- 0	0- 0	HOME	0- 0	1- 1	3- 0				
5- 1	0- 0	0- 0	AWAY	0- 0	1- 0	4- 1				
0- 0	0- 0	0- 0	NEUTRAL	0- 0	0- 0	0- 0				

RPI 1-25				RPI 26-50				RPI 51-100				RPI 101+ Team's RPI: 123			
RPI	S	Opponent	Score	RPI	S	Opponent	Score	RPI	S	Opponent	Score	RPI	S	Opponent	Score
10	A	Missouri St.	51 79									115	H	SFA	44 66
18	A	Texas A&M	48 85									121	A	Abilene Christian	70 58
												143	H	Sam Houston St.	57 54
												158	A	New Orleans	83 53
												211	H	Lamar University	49 39
												214	H	Central Ark.	67 47
												222	A	Southeastern La.	44 48
												251	A	South Alabama	82 83
												276	A	Texas St.	48 57
												285	H	Nicholls St.	55 49
												295	N	Prairie View	64 52
												300	A	UTRGV	59 54
												300	H	UTRGV	61 50
												304	A	Incarinate Word	64 38
												310	A	Houston Baptist	75 65
												342	A	Northwestern St.	72 59
LAST 10 Division I															
310	A	Houston Baptist	75 65	121	A	Abilene Christian	70 58								
143	H	Sam Houston St.	57 54	115	H	SFA	44 66								
304	A	Incarinate Word	64 38	222	A	Southeastern La.	44 48								
158	A	New Orleans	83 53	342	A	Northwestern St.	72 59								
211	H	Lamar University	49 39	18	A	Texas A&M	48 85								

Non-Div I Games: UNKNOWN 75 55 Huston-Tillotson 63 49 Texas Wesleyan 90 52

A&M-Corpus Christi

Loss, Non-Conf, S Site, H Home A Away N Neutral

Average RPI Win:	225	WON-LOST	WINNING	LAST 10	STRENGTH OF	OPP. STRENGTH	TEAM	ADJ.	CONF.	ADJ CONF.
Average RPI Loss:	145	RECORD	PCT. RANK	GAMES	SCHEDULE	OF SCHEDULE	RPI	RPI	RPI	RPI
DIV. I ONLY	11- 4	48	7-3	257	233	121	121	23	23	
DIV. I NON-CONF.	4- 1	52	1-0	259	92	67	67	20	20	
TOTALS	RPI 1-25	RPI 26-50	W-L RECORDS	RPI 51-100	RPI 101-150	RPI 150+				
11- 4	0- 0	0- 1	OVERALL	0- 0	1- 2	10- 1				
5- 2	0- 0	0- 0	HOME	0- 0	0- 1	5- 1				
6- 2	0- 0	0- 1	AWAY	0- 0	1- 1	5- 0				
0- 0	0- 0	0- 0	NEUTRAL	0- 0	0- 0	0- 0				
4- 1	0- 0	0- 1	NON-CONFERENCE	0- 0	0- 0	4- 0				
2- 0	0- 0	0- 0	HOME	0- 0	0- 0	2- 0				
2- 1	0- 0	0- 1	AWAY	0- 0	0- 0	2- 0				
0- 0	0- 0	0- 0	NEUTRAL	0- 0	0- 0	0- 0				
7- 3	0- 0	0- 0	CONFERENCE	0- 0	1- 2	6- 1				
3- 2	0- 0	0- 0	HOME	0- 0	0- 1	3- 1				
4- 1	0- 0	0- 0	AWAY	0- 0	1- 1	3- 0				
0- 0	0- 0	0- 0	NEUTRAL	0- 0	0- 0	0- 0				

RPI 1-25			RPI 26-50			RPI 51-100			RPI 101+			Team's RPI: 121
RPI	S	Opponent	Score	RPI	S	Opponent	Score	RPI	S	Opponent	Score	
				38	A	Oklahoma	65 78					
								115	A	SFA	59 69	
								123	H	A&M-Corpus Christi	58 70	
								143	A	Sam Houston St.	81 73	
								155	A	Portland	76 69	
								158	H	New Orleans	76 62	
								197	A	Wright St.	83 64	
								211	H	Lamar University	78 72	
								214	A	Central Ark.	74 64	
								222	H	Southeastern La.	61 53	
								243	H	Tulsa	73 63	
								285	A	Nicholls St.	95 84	
								304	H	Incarnate Word	70 71	
								319	H	New Mexico St.	67 54	
								332	A	McNeese	90 73	
LAST 10 Division I												
304	H	Incarnate Word	70 71	123	H	A&M-Corpus Christi	58 70					
115	A	SFA	59 69	332	A	McNeese	90 73					
214	A	Central Ark.	74 64	211	H	Lamar University	78 72					
143	A	Sam Houston St.	81 73	319	H	New Mexico St.	67 54					
222	H	Southeastern La.	61 53	285	A	Nicholls St.	95 84					

Non-Div I Games: Howard Payne 96 38 Schreiner 110 37 Southwest (NM) 104 52 McMurry 111 43
Abilene Christian

Loss, Non-Conf, S Site, H Home A Away N Neutral

Average RPI Win: 304		WON-LOST	WINNING	LAST 10	STRENGTH OF	OPP. STRENGTH	TEAM	ADJ.	CONF.	ADJ CONF.
Average RPI Loss: 182		RECORD	PCT. RANK	GAMES	SCHEDULE	OF SCHEDULE	RPI	RPI	RPI	RPI
DIV. I ONLY		3- 17	325	1-9	233	248	314	314	17	17
DIV. I NON-CONF.		1- 9	326	0-2	243	278	336	336	24	24
TOTALS	RPI 1-25	RPI 26-50		W-L RECORDS		RPI 51-100	RPI 101-150	RPI 150+		
3- 17	0- 0	0- 2		OVERALL		0- 1	0- 3	3- 11		
1- 8	0- 0	0- 0		HOME		0- 0	0- 2	1- 6		
2- 9	0- 0	0- 2		AWAY		0- 1	0- 1	2- 5		
0- 0	0- 0	0- 0		NEUTRAL		0- 0	0- 0	0- 0		
1- 9	0- 0	0- 2		NON-CONFERENCE		0- 0	0- 1	1- 6		
1- 3	0- 0	0- 0		HOME		0- 0	0- 1	1- 2		
0- 6	0- 0	0- 2		AWAY		0- 0	0- 0	0- 4		
0- 0	0- 0	0- 0		NEUTRAL		0- 0	0- 0	0- 0		
2- 8	0- 0	0- 0		CONFERENCE		0- 1	0- 2	2- 5		
0- 5	0- 0	0- 0		HOME		0- 0	0- 1	0- 4		
2- 3	0- 0	0- 0		AWAY		0- 1	0- 1	2- 1		
0- 0	0- 0	0- 0		NEUTRAL		0- 0	0- 0	0- 0		

RPI 1-25				RPI 26-50				RPI 51-100				RPI 101+				Team's RPI: 314	
RPI	S	Opponent	Score	RPI	S	Opponent	Score	RPI	S	Opponent	Score	RPI	S	Opponent	Score		
				32	A	Arizona St.	56 87	70	A	Fresno St.	52 61	101	A	Boise St.	61 70		
				43	A	Tennessee	54 81					125	H	San Diego	59 70		
												136	H	San Jose St.	60 68		
												155	H	Portland	56 72		
												184	H	UNLV	60 67		
												191	H	Wyoming	63 65		
												204	H	New Mexico	53 75		
												221	A	Northern Colo.	62 72		
												233	A	Cal St. Fullerton	70 79		
												259	A	Long Beach St.	68 74		
												270	A	Colorado St.	40 60		
												286	H	Army West Point	66 68		
												289	A	Nevada	68 61		
												290	A	Navy	59 67		
												294	A	Utah St.	62 45		
												294	H	Utah St.	52 53		
												330	H	NJIT	68 48		
LAST 10 Division I																	
				70	A	Fresno St.	52 61	204	H	New Mexico	53 75						
				136	H	San Jose St.	60 68	294	A	Utah St.	62 45						
				294	H	Utah St.	52 53	184	H	UNLV	60 67						
				270	A	Colorado St.	40 60	233	A	Cal St. Fullerton	70 79						
				101	A	Boise St.	61 70	259	A	Long Beach St.	68 74						

Non-Div I Games:	Neb. Wesleyan	93	42
------------------	---------------	----	----

Air Force

Loss, Non-Conf, S Site, H Home A Away N Neutral

Average RPI Win: 239	WON-LOST	WINNING	LAST 10	STRENGTH OF	OPP. STRENGTH	TEAM	ADJ.	CONF.	ADJ CONF.
Average RPI Loss: 116	RECORD	PCT. RANK	GAMES	SCHEDULE	OF SCHEDULE	RPI	RPI	RPI	RPI
DIV. I ONLY	10- 10	180	4-6	186	182	196	196	10	10
DIV. I NON-CONF.	7- 4	100	1-0	224	307	155	155	10	10
<hr/>									
TOTALS	RPI 1-25	RPI 26-50	W-L RECORDS	RPI 51-100	RPI 101-150	RPI 150+			
10- 10	0- 1	0- 1	OVERALL	0- 3	1- 2	9- 3			
5- 5	0- 1	0- 1	HOME	0- 1	1- 1	4- 1			
3- 5	0- 0	0- 0	AWAY	0- 2	0- 1	3- 2			
2- 0	0- 0	0- 0	NEUTRAL	0- 0	0- 0	2- 0			
7- 4	0- 0	0- 1	NON-CONFERENCE	0- 2	1- 0	6- 1			
3- 2	0- 0	0- 1	HOME	0- 1	1- 0	2- 0			
2- 2	0- 0	0- 0	AWAY	0- 1	0- 0	2- 1			
2- 0	0- 0	0- 0	NEUTRAL	0- 0	0- 0	2- 0			
3- 6	0- 1	0- 0	CONFERENCE	0- 1	0- 2	3- 2			
2- 3	0- 1	0- 0	HOME	0- 0	0- 1	2- 1			
1- 3	0- 0	0- 0	AWAY	0- 1	0- 1	1- 1			
0- 0	0- 0	0- 0	NEUTRAL	0- 0	0- 0	0- 0			

RPI 1-25				RPI 26-50				RPI 51-100				RPI 101+ Team's RPI: 196			
RPI	S	Opponent	Score	RPI	S	Opponent	Score	RPI	S	Opponent	Score	RPI	S	Opponent	Score
17	H	Central Mich.	72 77	40	H	Michigan	71 80	67	A	Ohio	57 70	127	H	N.C. A&T	64 52
								94	A	Butler	55 76	150	A	Western Mich.	71 79
								99	H	Duquesne	63 88	150	H	Western Mich.	51 56
												164	A	Toledo	61 65
												168	H	Eastern Mich.	88 81
												181	H	Miami (OH)	70 62
												183	H	Northern Ill.	65 70
												195	A	Cleveland St.	62 66
												226	A	Bowling Green	76 73
												228	H	Youngstown St.	91 62
												232	N	Morgan St.	52 45
												288	N	Denver	88 72
												291	A	St. Bonaventure	63 54
												320	H	Purdue Fort Wayne	64 53
												325	A	Detroit Mercy	81 60
<hr/>															
LAST 10 Division I															
168	H	Eastern Mich.	88 81	164	A	Toledo	61 65	226	A	Bowling Green	76 73	17	H	Central Mich.	72 77
67	A	Ohio	57 70	228	A	Bowling Green	76 73	150	H	Western Mich.	51 56	232	N	Morgan St.	52 45
150	A	Western Mich.	71 79	150	H	Western Mich.	51 56								
181	H	Miami (OH)	70 62												
183	H	Northern Ill.	65 70												

Non-Div I Games:

Akron

■ Loss,
 ■ Non-Conf, S Site,
 ■ Home
 ■ Away
 N Neutral

Alabama

Through Games Of Feb. 2, 2020

Average RPI Win: 168	WON-LOST	WINNING	LAST 10	STRENGTH OF	OPP. STRENGTH	TEAM	ADJ.	CONF.	ADJ CONF.
Average RPI Loss: 50	RECORD	PCT. RANK	GAMES	SCHEDULE	OF SCHEDULE	RPI	RPI	RPI	RPI
DIV. I ONLY	13- 9	118	4-6	26	80	71	71	4	4
DIV. I NON-CONF.	10- 3	58	1-0	104	170	64	64	5	5
TOTALS	RPI 1-25	RPI 26-50	W-L RECORDS	RPI 51-100	RPI 101-150	RPI 150+			
13- 9	0- 4	0- 2	OVERALL	4- 2	2- 0	7- 1			
7- 6	0- 3	0- 1	HOME	3- 1	0- 0	4- 1			
5- 2	0- 1	0- 1	AWAY	0- 0	2- 0	3- 0			
1- 1	0- 0	0- 0	NEUTRAL	1- 1	0- 0	0- 0			
10- 3	0- 0	0- 0	NON-CONFERENCE	3- 2	1- 0	6- 1			
6- 2	0- 0	0- 0	HOME	2- 1	0- 0	4- 1			
3- 0	0- 0	0- 0	AWAY	0- 0	1- 0	2- 0			
1- 1	0- 0	0- 0	NEUTRAL	1- 1	0- 0	0- 0			
3- 6	0- 4	0- 2	CONFERENCE	1- 0	1- 0	1- 0			
1- 4	0- 3	0- 1	HOME	1- 0	0- 0	0- 0			
2- 2	0- 1	0- 1	AWAY	0- 0	1- 0	1- 0			
0- 0	0- 0	0- 0	NEUTRAL	0- 0	0- 0	0- 0			

RPI 1-25				RPI 26-50				RPI 51-100 Team's RPI: 71				RPI 101+			
RPI	S	Opponent	Score	RPI	S	Opponent	Score	RPI	S	Opponent	Score	RPI	S	Opponent	Score
2	H	South Carolina	78 93	41	H	Arkansas	48 66	51	N	UNI	87 77	120	A	Auburn	75 48
18	H	Texas A&M	74 79	43	A	Tennessee	63 65	56	H	Iowa St.	66 75	142	A	Tulane	66 56
21	A	LSU	60 71					58	H	North Carolina	83 77	151	H	Bethune-Cookman	60 49
24	H	Kentucky	71 81					83	H	Colgate	72 52	156	H	Hampton	61 64
								87	N	Southern California	57 60	174	A	Clemson	67 54
								97	H	Vanderbilt	98 61	222	H	Southeastern La.	87 50
												230	H	Radford	85 51
												251	A	South Alabama	74 62
												275	A	Ole Miss	57 56
												329	H	Mercer	111 56
LAST 10 Division I															
275	A	Ole Miss	57 56	120	A	Auburn	75 48								
41	H	Arkansas	48 66	24	H	Kentucky	71 81								
97	H	Vanderbilt	98 61	2	H	South Carolina	78 93								
18	H	Texas A&M	74 79	21	A	LSU	60 71								
43	A	Tennessee	63 65	222	H	Southeastern La.	87 50								

Non-Div I Games:

Alabama

■ Loss,
 ■ Non-Conf, S Site,
 ■ Home
 ■ Away
 N Neutral

Alabama A&M

Through Games Of Feb. 2, 2020

Average RPI Win:	316	WON-LOST	WINNING	LAST 10	STRENGTH OF	OPP. STRENGTH	TEAM	ADJ.	CONF.	ADJ CONF.
Average RPI Loss:	177	RECORD	PCT. RANK	GAMES	SCHEDULE	OF SCHEDULE	RPI	RPI	RPI	RPI
DIV. I ONLY	8- 11	226	5-5	339	336	284	284	31	31	
DIV. I NON-CONF.	4- 7	225	1-1	244	296	224	224	31	31	
TOTALS	RPI 1-25	RPI 26-50	W-L RECORDS	RPI 51-100	RPI 101-150	RPI 150+				
8- 11	0- 0	0- 0	OVERALL	0- 4	0- 0	8- 7				
2- 3	0- 0	0- 0	HOME	0- 2	0- 0	2- 1				
5- 7	0- 0	0- 0	AWAY	0- 2	0- 0	5- 5				
1- 1	0- 0	0- 0	NEUTRAL	0- 0	0- 0	1- 1				
4- 7	0- 0	0- 0	NON-CONFERENCE	0- 3	0- 0	4- 4				
0- 2	0- 0	0- 0	HOME	0- 1	0- 0	0- 1				
4- 4	0- 0	0- 0	AWAY	0- 2	0- 0	4- 2				
0- 1	0- 0	0- 0	NEUTRAL	0- 0	0- 0	0- 1				
4- 4	0- 0	0- 0	CONFERENCE	0- 1	0- 0	4- 3				
2- 1	0- 0	0- 0	HOME	0- 1	0- 0	2- 0				
1- 3	0- 0	0- 0	AWAY	0- 0	0- 0	1- 3				
1- 0	0- 0	0- 0	NEUTRAL	0- 0	0- 0	1- 0				

RPI 1-25			RPI 26-50			RPI 51-100			RPI 101+			Team's RPI: 284
RPI	S	Opponent	Score	RPI	S	Opponent	Score	RPI	S	Opponent	Score	
						73 A Nebraska	46 68	166 A Jackson St.		53 67		
						82 H North Florida	64 73	171 N North Ala.		65 80		
						90 A Cincinnati	47 62	179 A Memphis		71 79		
						100 H Texas Southern	58 65	198 H Austin Peay		61 67		
								242 A San Diego St.		61 53		
								246 A Southern U.		46 55		
								288 A Denver		86 83		
								301 A California Baptist		55 60		
								317 H Ark.-Pine Bluff		74 55		
								321 A Alcorn		74 67		
								328 A Georgia St.		67 52		
								334 N Alabama St.		75 48		
								345 A Grambling		59 69		
								349 A Florida A&M		77 53		
								351 H Mississippi Val.		68 48		
LAST 10 Division I												
						100 H Texas Southern	58 65	317 H Ark.-Pine Bluff		74 55		
						246 A Southern U.	46 55	166 A Jackson St.		53 67		
						321 A Alcorn	74 67	345 A Grambling		59 69		
						334 N Alabama St.	75 48	179 A Memphis		71 79		
						351 H Mississippi Val.	68 48	349 A Florida A&M		77 53		

Non-Div I Games:

Alabama A&M

■ Loss,
 ■ Non-Conf,
 ■ S Site,
 ■ H Home
 ■ A Away
 N Neutral

Average RPI Win:	334	WON-LOST	WINNING	LAST 10	STRENGTH OF	OPP. STRENGTH	TEAM	ADJ.	CONF.	ADJ CONF.
Average RPI Loss:	186	RECORD	PCT. RANK	GAMES	SCHEDULE	OF SCHEDULE	RPI	RPI	RPI	RPI
DIV. I ONLY	3- 14	319	2-8	319	270	334	334	31	31	
DIV. I NON-CONF.	1- 8	322	0-2	85	68	284	284	31	31	
TOTALS	RPI 1-25	RPI 26-50	W-L RECORDS	RPI 51-100	RPI 101-150	RPI 150+				
3- 14	0- 2	0- 0	OVERALL	0- 1	0- 2	3- 9				
2- 4	0- 0	0- 0	HOME	0- 0	0- 1	2- 3				
1- 9	0- 2	0- 0	AWAY	0- 1	0- 1	1- 5				
0- 1	0- 0	0- 0	NEUTRAL	0- 0	0- 0	0- 1				
1- 8	0- 2	0- 0	NON-CONFERENCE	0- 1	0- 2	1- 3				
1- 2	0- 0	0- 0	HOME	0- 0	0- 1	1- 1				
0- 6	0- 2	0- 0	AWAY	0- 1	0- 1	0- 2				
0- 0	0- 0	0- 0	NEUTRAL	0- 0	0- 0	0- 0				
2- 6	0- 0	0- 0	CONFERENCE	0- 0	0- 0	2- 6				
1- 2	0- 0	0- 0	HOME	0- 0	0- 0	1- 2				
1- 3	0- 0	0- 0	AWAY	0- 0	0- 0	1- 3				
0- 1	0- 0	0- 0	NEUTRAL	0- 0	0- 0	0- 1				

RPI 1-25				RPI 26-50				RPI 51-100				RPI 101+ Team's RPI: 334			
RPI	S	Opponent	Score	RPI	S	Opponent	Score	RPI	S	Opponent	Score	RPI	S	Opponent	Score
2	A	South Carolina	43 103					81	A	South Fla.	29 80	107	A	Wisconsin	67 85
20	A	DePaul	76 105									145	H	Samford	48 83
												166	A	Jackson St.	62 94
												171	H	North Ala.	60 81
												174	A	Clemson	43 76
												246	A	Southern U.	47 69
												275	A	Ole Miss	66 93
												284	N	Alabama A&M	48 75
												295	H	Prairie View	59 62
												305	H	Jacksonville St.	68 63
												317	H	Ark.-Pine Bluff	62 73
												321	A	Alcorn	63 73
												345	A	Grambling	73 59
												351	H	Mississippi Val.	77 64
LAST 10 Division I															
295	H	Prairie View	59 62	351	H	Mississippi Val.	77 64								
321	A	Alcorn	63 73	345	A	Grambling	73 59								
246	A	Southern U.	47 69	166	A	Jackson St.	62 94								
284	N	Alabama A&M	48 75	275	A	Ole Miss	66 93								
317	H	Ark.-Pine Bluff	62 73	171	H	North Ala.	60 81								

Non-Div I Games: Mobile 76 66 Paine 84 58

Alabama St.

Loss, Non-Conf, S Site, H Home A Away N Neutral

Albany (NY)

Through Games Of Feb. 2, 2020

Average RPI Win:	284	WON-LOST	WINNING	LAST 10	STRENGTH OF	OPP. STRENGTH	TEAM	ADJ.	CONF.	ADJ CONF.
Average RPI Loss:	212	RECORD	PCT. RANK	GAMES	SCHEDULE	OF SCHEDULE	RPI	RPI	RPI	RPI
DIV. I ONLY	7- 14	262	4-6	325	325	311	311	27	27	
DIV. I NON-CONF.	3- 9	279	0-1	328	297	328	328	27	27	
TOTALS	RPI 1-25	RPI 26-50	W-L RECORDS	RPI 51-100	RPI 101-150	RPI 150+				
7- 14	0- 0	0- 0	OVERALL	0- 2	0- 2	7- 10				
4- 7	0- 0	0- 0	HOME	0- 1	0- 1	4- 5				
3- 7	0- 0	0- 0	AWAY	0- 1	0- 1	3- 5				
0- 0	0- 0	0- 0	NEUTRAL	0- 0	0- 0	0- 0				
3- 9	0- 0	0- 0	NON-CONFERENCE	0- 1	0- 2	3- 6				
1- 5	0- 0	0- 0	HOME	0- 0	0- 1	1- 4				
2- 4	0- 0	0- 0	AWAY	0- 1	0- 1	2- 2				
0- 0	0- 0	0- 0	NEUTRAL	0- 0	0- 0	0- 0				
4- 5	0- 0	0- 0	CONFERENCE	0- 1	0- 0	4- 4				
3- 2	0- 0	0- 0	HOME	0- 1	0- 0	3- 1				
1- 3	0- 0	0- 0	AWAY	0- 0	0- 0	1- 3				
0- 0	0- 0	0- 0	NEUTRAL	0- 0	0- 0	0- 0				

RPI S	Opponent	Score	RPI S	Opponent	Score	RPI S	Opponent	Score	RPI S	Opponent	Score	Team's RPI: 311
80	A Marist	52 76				118	A Syracuse	53 75				
84	H Stony Brook	53 73				140	H Cornell	51 71				
						159	H Lafayette	47 54				
						162	H Boston U.	58 60				
						173	H Columbia	82 78				
						187	H Binghamton	56 53				
						203	A UMass Lowell	51 53				
						244	A Maine	49 60				
						272	H New Hampshire	47 48				
						279	H Monmouth	41 53				
						293	A Vermont	36 52				
						293	H Vermont	58 49				
						302	H UMBC	56 51				
						306	A Siena	46 52				
						307	H St. Francis Brooklyn	41 49				
						318	A Bryant	55 68				
						341	A Canisius	70 53				
						344	A Central Conn. St.	73 63				
						346	A Hartford	68 63				
LAST 10 Division I												
293	A Vermont	36 52	272	H New Hampshire	47 48							
302	H UMBC	56 51	244	A Maine	49 60							
346	A Hartford	68 63	187	H Binghamton	56 53							
203	A UMass Lowell	51 53	293	H Vermont	58 49							
84	H Stony Brook	53 73	279	H Monmouth	41 53							

Non-Div I Games: FDU-Florham 81 21

Albany (NY)

Loss, Non-Conf, S Site, H Home A Away N Neutral

Average RPI Win: 333	WON-LOST	WINNING	LAST 10	STRENGTH OF	OPP. STRENGTH	TEAM	ADJ.	CONF.	ADJ CONF.
Average RPI Loss: 201	RECORD	PCT. RANK	GAMES	SCHEDULE	OF SCHEDULE	RPI	RPI	RPI	RPI
DIV. I ONLY	7- 12	245	5-5	351	329	321	321	31	31
DIV. I NON-CONF.	2- 8	295	0-1	332	277	334	334	31	31
TOTALS	RPI 1-25	RPI 26-50	W-L RECORDS	RPI 51-100	RPI 101-150	RPI 150+			
7- 12	0- 0	0- 0	OVERALL	0- 1	0- 2	7- 9			
3- 3	0- 0	0- 0	HOME	0- 0	0- 1	3- 2			
4- 7	0- 0	0- 0	AWAY	0- 1	0- 1	4- 5			
0- 2	0- 0	0- 0	NEUTRAL	0- 0	0- 0	0- 2			
2- 8	0- 0	0- 0	NON-CONFERENCE	0- 0	0- 2	2- 6			
1- 1	0- 0	0- 0	HOME	0- 0	0- 1	1- 0			
1- 5	0- 0	0- 0	AWAY	0- 0	0- 1	1- 4			
0- 2	0- 0	0- 0	NEUTRAL	0- 0	0- 0	0- 2			
5- 4	0- 0	0- 0	CONFERENCE	0- 1	0- 0	5- 3			
2- 2	0- 0	0- 0	HOME	0- 0	0- 0	2- 2			
3- 2	0- 0	0- 0	AWAY	0- 1	0- 0	3- 1			
0- 0	0- 0	0- 0	NEUTRAL	0- 0	0- 0	0- 0			

RPI S	Opponent	Score	RPI S	Opponent	Score	RPI S	Opponent	Score	RPI S	Opponent	Score	Team's RPI: 321
						100	A Texas Southern	70 105	111	H UAB	65 86	
									115	A SFA	62 67	
									166	H Jackson St.	67 83	
									174	N Clemson	46 77	
									179	A Memphis	51 57	
									229	A UTEP	47 92	
									246	A Southern U.	53 63	
									256	A North Texas	31 67	
									275	N Ole Miss	55 73	
									276	A Texas St.	59 67	
									284	H Alabama A&M	67 74	
									295	A Prairie View	68 63	
									317	A Ark.-Pine Bluff	77 75	
									334	H Alabama St.	73 63	
									340	A Tennessee St.	62 57	
									345	H Grambling	80 54	
									349	H Florida A&M	58 42	
									351	A Mississippi Val.	81 67	
LAST 10 Division I												
			246	A Southern U.	53 63		345	H Grambling	80 54			
			334	H Alabama St.	73 63		166	H Jackson St.	67 83			
			284	H Alabama A&M	67 74		100	A Texas Southern	70 105			
			317	A Ark.-Pine Bluff	77 75		295	A Prairie View	68 63			
			351	A Mississippi Val.	81 67		276	A Texas St.	59 67			

Non-Div I Games: Tougaloo 85 61 Louisiana Col. 86 50

Alcorn

Loss, Non-Conf, S Site, H Home A Away N Neutral

Average RPI Win: 182	WON-LOST	WINNING	LAST 10	STRENGTH OF	OPP. STRENGTH	TEAM	ADJ.	CONF.	ADJ CONF.
Average RPI Loss: 133	RECORD	PCT. RANK	GAMES	SCHEDULE	OF SCHEDULE	RPI	RPI	RPI	RPI
DIV. I ONLY	8- 12	236	4-6	108	145	188	188	15	15
DIV. I NON-CONF.	4- 6	212	0	188	89	210	210	15	15
TOTALS	RPI 1-25	RPI 26-50	W-L RECORDS	RPI 51-100	RPI 101-150	RPI 150+			
8- 12	0- 0	0- 0	OVERALL	2- 5	2- 2	4- 5			
6- 3	0- 0	0- 0	HOME	2- 1	1- 1	3- 1			
2- 8	0- 0	0- 0	AWAY	0- 3	1- 1	1- 4			
0- 1	0- 0	0- 0	NEUTRAL	0- 1	0- 0	0- 0			
4- 6	0- 0	0- 0	NON-CONFERENCE	1- 3	1- 0	2- 3			
3- 1	0- 0	0- 0	HOME	1- 1	1- 0	1- 0			
1- 4	0- 0	0- 0	AWAY	0- 1	0- 0	1- 3			
0- 1	0- 0	0- 0	NEUTRAL	0- 1	0- 0	0- 0			
4- 6	0- 0	0- 0	CONFERENCE	1- 2	1- 2	2- 2			
3- 2	0- 0	0- 0	HOME	1- 0	0- 1	2- 1			
1- 4	0- 0	0- 0	AWAY	0- 2	1- 1	0- 1			
0- 0	0- 0	0- 0	NEUTRAL	0- 0	0- 0	0- 0			

RPI S	Opponent	Score	RPI S	Opponent	Score	RPI S	Opponent	Score	RPI S	Opponent	Score	Team's RPI: 188
						54	H Minnesota	53 70	122	A Holy Cross	59 72	
						67	A Ohio	69 81	141	A Lehigh	64 56	
						74	A Bucknell	43 68	141	H Lehigh	63 64	
						83	A Colgate	62 63	146	H George Washington	66 53	
						83	H Colgate	63 61	159	H Lafayette	52 67	
						89	H Villanova	76 54	162	A Boston U.	44 59	
						92	N Buffalo	55 73	193	A Towson	60 63	
									208	A Saint Joseph's	51 72	
									210	H High Point	56 48	
									230	A Radford	59 55	
									237	A George Mason	55 73	
									269	H Loyola Maryland	63 44	
									286	H Army West Point	73 57	
LAST 10 Division I												
			159	H Lafayette	52 67	74	A Bucknell	43 68				
			141	A Lehigh	64 56	141	H Lehigh	63 64				
			83	A Colgate	62 63	286	H Army West Point	73 57				
			269	H Loyola Maryland	63 44	162	A Boston U.	44 59				
			122	A Holy Cross	59 72	83	H Colgate	63 61				

Non-Div I Games:

American

Loss,
Non-Conf,
S Site,
H Home
A Away
N Neutral

Average RPI Win:	306	WON-LOST	WINNING	LAST 10	STRENGTH OF	OPP. STRENGTH	TEAM	ADJ.	CONF.	ADJ CONF.
Average RPI Loss:	145	RECORD	PCT. RANK	GAMES	SCHEDULE	OF SCHEDULE	RPI	RPI	RPI	RPI
DIV. I ONLY	6- 14	278	3-7	187	224	277	277	22	22	
DIV. I NON-CONF.	3- 8	268	0-1	181	233	253	253	21	21	
TOTALS	RPI 1-25	RPI 26-50	W-L RECORDS	RPI 51-100	RPI 101-150	RPI 150+				
6- 14	0- 1	0- 1	OVERALL	0- 1	0- 3	6- 8				
4- 4	0- 0	0- 0	HOME	0- 0	0- 2	4- 2				
1- 9	0- 1	0- 1	AWAY	0- 1	0- 1	1- 5				
1- 1	0- 0	0- 0	NEUTRAL	0- 0	0- 0	1- 1				
3- 8	0- 1	0- 1	NON-CONFERENCE	0- 0	0- 1	3- 5				
1- 2	0- 0	0- 0	HOME	0- 0	0- 0	1- 2				
1- 5	0- 1	0- 1	AWAY	0- 0	0- 1	1- 2				
1- 1	0- 0	0- 0	NEUTRAL	0- 0	0- 0	1- 1				
3- 6	0- 0	0- 0	CONFERENCE	0- 1	0- 2	3- 3				
3- 2	0- 0	0- 0	HOME	0- 0	0- 2	3- 0				
0- 4	0- 0	0- 0	AWAY	0- 1	0- 0	0- 3				
0- 0	0- 0	0- 0	NEUTRAL	0- 0	0- 0	0- 0				

RPI 1-25				RPI 26-50				RPI 51-100				RPI 101+ Team's RPI: 277			
RPI	S	Opponent	Score	RPI	S	Opponent	Score	RPI	S	Opponent	Score	RPI	S	Opponent	Score
2	A	South Carolina	50 92	40	A	Michigan	35 62	64	A	Troy	55 84	108	A	VCU	38 66
												112	H	UT Arlington	60 82
												126	H	Coastal Caro.	53 80
												151	N	Bethune-Cookman	44 61
												152	A	UNC Greensboro	47 54
												154	A	Elon	66 67
												175	A	Little Rock	63 68
												201	A	Arkansas St.	58 76
												234	H	Gardner-Webb	56 67
												251	A	South Alabama	66 81
												261	H	ETSU	61 67
												267	A	Wofford	54 51
												276	H	Texas St.	73 65
												292	H	Ga. Southern	83 75
												328	H	Georgia St.	65 37
												329	H	Mercer	77 68
												341	N	Canisius	74 57
LAST 10 Division I															
292	H	Ga. Southern	83 75	276	H	Texas St.	73 65								
328	H	Georgia St.	65 37	112	H	UT Arlington	60 82								
175	A	Little Rock	63 68	64	A	Troy	55 84								
126	H	Coastal Caro.	53 80	251	A	South Alabama	66 81								
201	A	Arkansas St.	58 76	152	A	UNC Greensboro	47 54								

Non-Div I Games:

Appalachian St.

■ Loss,
■ Non-Conf, S Site,
■ Home
■ Away
N Neutral

Average RPI Win:	173	WON-LOST	WINNING	LAST 10	STRENGTH OF	OPP. STRENGTH	TEAM	ADJ.	CONF.	ADJ CONF.
Average RPI Loss:	6	RECORD	PCT. RANK	GAMES	SCHEDULE	OF SCHEDULE	RPI	RPI	RPI	RPI
DIV. I ONLY	18- 3	18	7-3	87	61	27	27	1	1	
DIV. I NON-CONF.	11- 0	1	0	335	267	86	86	1	1	
TOTALS	RPI 1-25	RPI 26-50	W-L RECORDS	RPI 51-100	RPI 101-150	RPI 150+				
18- 3	1- 3	3- 0	OVERALL	3- 0	1- 0	10- 0				
10- 2	1- 2	1- 0	HOME	1- 0	0- 0	7- 0				
8- 1	0- 1	2- 0	AWAY	2- 0	1- 0	3- 0				
0- 0	0- 0	0- 0	NEUTRAL	0- 0	0- 0	0- 0				
11- 0	0- 0	1- 0	NON-CONFERENCE	0- 0	0- 0	10- 0				
7- 0	0- 0	0- 0	HOME	0- 0	0- 0	7- 0				
4- 0	0- 0	1- 0	AWAY	0- 0	0- 0	3- 0				
0- 0	0- 0	0- 0	NEUTRAL	0- 0	0- 0	0- 0				
7- 3	1- 3	2- 0	CONFERENCE	3- 0	1- 0	0- 0				
3- 2	1- 2	1- 0	HOME	1- 0	0- 0	0- 0				
4- 1	0- 1	1- 0	AWAY	2- 0	1- 0	0- 0				
0- 0	0- 0	0- 0	NEUTRAL	0- 0	0- 0	0- 0				

RPI 1-25				RPI 26-50				RPI 51-100				RPI 101+			
RPI	S	Opponent	Score	RPI	S	Opponent	Score	RPI	S	Opponent	Score	RPI	S	Opponent	Score
1	H	Oregon	64 71	32	A	Arizona St.	58 53	85	A	Washington St.	74 67	133	A	Washington	66 58
7	A	UCLA	58 70	32	H	Arizona St.	59 53	87	A	Southern California	65 57	180	H	Santa Clara	65 52
7	H	UCLA	92 66	37	A	Texas	83 58	87	H	Southern California	73 57	185	A	Montana	77 42
11	H	Oregon St.	61 63									200	H	North Dakota	74 42
												229	A	UTEP	54 43
												264	H	UC Santa Barbara	61 42
												279	H	Monmouth	86 34
												295	H	Prairie View	83 48
												298	H	UC Riverside	70 27
												340	H	Tennessee St.	77 42
												348	A	Chicago St.	82 50
LAST 10 Division I															
87	H	Southern California	73 57	1	H	Oregon	64 71								
7	H	UCLA	92 66	11	H	Oregon St.	61 63								
32	H	Arizona St.	59 53	7	A	UCLA	58 70								
133	A	Washington	66 58	87	A	Southern California	65 57								
85	A	Washington St.	74 67	32	A	Arizona St.	58 53								

Non-Div I Games:

Arizona

Loss, Non-Conf, S Site, H Home A Away N Neutral

Average RPI Win:	155	WON-LOST	WINNING	LAST 10	STRENGTH OF	OPP. STRENGTH	TEAM	ADJ.	CONF.	ADJ CONF.
Average RPI Loss:	25	RECORD	PCT. RANK	GAMES	SCHEDULE	OF SCHEDULE	RPI	RPI	RPI	RPI
DIV. I ONLY	16- 6	49	6-4	34	28	32	32	1	1	
DIV. I NON-CONF.	10- 2	30	0	235	97	66	66	1	1	
TOTALS	RPI 1-25	RPI 26-50	W-L RECORDS	RPI 51-100	RPI 101-150	RPI 150+				
16- 6	2- 2	1- 3	OVERALL	5- 1	1- 0	7- 0				
10- 2	2- 1	1- 1	HOME	2- 0	0- 0	5- 0				
4- 3	0- 1	0- 1	AWAY	2- 1	1- 0	1- 0				
2- 1	0- 0	0- 1	NEUTRAL	1- 0	0- 0	1- 0				
10- 2	0- 0	1- 1	NON-CONFERENCE	2- 1	0- 0	7- 0				
7- 0	0- 0	1- 0	HOME	1- 0	0- 0	5- 0				
1- 1	0- 0	0- 0	AWAY	0- 1	0- 0	1- 0				
2- 1	0- 0	0- 1	NEUTRAL	1- 0	0- 0	1- 0				
6- 4	2- 2	0- 2	CONFERENCE	3- 0	1- 0	0- 0				
3- 2	2- 1	0- 1	HOME	1- 0	0- 0	0- 0				
3- 2	0- 1	0- 1	AWAY	2- 0	1- 0	0- 0				
0- 0	0- 0	0- 0	NEUTRAL	0- 0	0- 0	0- 0				

RPI 1-25				RPI 26-50				RPI 51-100				RPI 101+			
RPI	S	Opponent	Score	RPI	S	Opponent	Score	RPI	S	Opponent	Score	RPI	S	Opponent	Score
1	H	Oregon	72 66	26	N	Purdue	52 59	54	A	Minnesota	66 80	133	A	Washington	67 50
7	A	UCLA	66 68	27	A	Arizona	53 59	59	N	Middle Tenn.	61 60	204	H	New Mexico	84 47
7	H	UCLA	61 70	27	H	Arizona	53 58	65	H	BYU	60 52	231	H	Idaho St.	74 69
11	H	Oregon St.	55 47	31	H	Creighton	70 55	85	A	Washington St.	65 56	244	N	Maine	57 31
								87	A	Southern California	63 54	286	H	Army West Point	83 51
								87	H	Southern California	76 75	314	H	Air Force	87 56
												315	H	Cal Poly	66 41
												319	A	New Mexico St.	70 47
LAST 10 Division I															
7	H	UCLA	61 70	11	H	Oregon St.	55 47								
87	H	Southern California	76 75	1	H	Oregon	72 66								
27	A	Arizona	53 59	87	A	Southern California	63 54								
85	A	Washington St.	65 56	7	A	UCLA	66 68								
133	A	Washington	67 50	27	H	Arizona	53 58								

Non-Div I Games:

Arizona St.

Average RPI Win:	343	WON-LOST	WINNING	LAST 10	STRENGTH OF	OPP. STRENGTH	TEAM	ADJ.	CONF.	ADJ CONF.
Average RPI Loss:	176	RECORD	PCT. RANK	GAMES	SCHEDULE	OF SCHEDULE	RPI	RPI	RPI	RPI
DIV. I ONLY	3- 14	319	3-7	305	295	317	317	31	31	
DIV. I NON-CONF.	0- 9	338	0-2	84	138	312	312	31	31	
TOTALS	RPI 1-25	RPI 26-50	W-L RECORDS	RPI 51-100	RPI 101-150	RPI 150+				
3- 14	0- 0	0- 1	OVERALL	0- 3	0- 2	3- 8				
1- 2	0- 0	0- 0	HOME	0- 0	0- 0	1- 2				
2- 12	0- 0	0- 1	AWAY	0- 3	0- 2	2- 6				
0- 0	0- 0	0- 0	NEUTRAL	0- 0	0- 0	0- 0				
0- 9	0- 0	0- 1	NON-CONFERENCE	0- 2	0- 2	0- 4				
0- 0	0- 0	0- 0	HOME	0- 0	0- 0	0- 0				
0- 9	0- 0	0- 1	AWAY	0- 2	0- 2	0- 4				
0- 0	0- 0	0- 0	NEUTRAL	0- 0	0- 0	0- 0				
3- 5	0- 0	0- 0	CONFERENCE	0- 1	0- 0	3- 4				
1- 2	0- 0	0- 0	HOME	0- 0	0- 0	1- 2				
2- 3	0- 0	0- 0	AWAY	0- 1	0- 0	2- 2				
0- 0	0- 0	0- 0	NEUTRAL	0- 0	0- 0	0- 0				

RPI S	Opponent	Score	RPI S	Opponent	Score	RPI S	Opponent	Score	RPI S	Opponent	Score	Team's RPI: 317
43	A Tennessee	51 92	56	A Iowa St.	40 90	126	A Coastal Caro.	69 76				
			85	A Washington St.	56 85	138	A Texas Tech	55 81				
			100	A Texas Southern	77 78	161	A Illinois	50 65				
						167	A Wichita St.	50 100				
						201	A Arkansas St.	60 81				
						240	A Milwaukee	55 69				
						246	H Southern U.	43 70				
						284	A Alabama A&M	55 74				
						295	A Prairie View	51 61				
						321	H Alcorn	75 77				
						334	A Alabama St.	73 62				
						345	H Grambling	84 79				
						351	A Mississippi Val.	80 77				
LAST 10 Division I												
345	H Grambling	84 79	334	A Alabama St.	73 62							
100	A Texas Southern	77 78	284	A Alabama A&M	55 74							
295	A Prairie View	51 61	351	A Mississippi Val.	80 77							
321	H Alcorn	75 77	138	A Texas Tech	55 81							
246	H Southern U.	43 70	167	A Wichita St.	50 100							

Non-Div I Games: Philander Smith 66 54

Ark.-Pine Bluff

■ Loss,
 ■ Non-Conf,
 ■ S Site,
 ■ Home
 ■ A Away
 N Neutral

Arkansas

Through Games Of Feb. 2, 2020

Average RPI Win:	155	WON-LOST	WINNING	LAST 10	STRENGTH OF	OPP. STRENGTH	TEAM	ADJ.	CONF.	ADJ CONF.
Average RPI Loss:	57	RECORD	PCT. RANK	GAMES	SCHEDULE	OF SCHEDULE	RPI	RPI	RPI	RPI
DIV. I ONLY	18- 4	24	7-3	131	24	41	41	4	4	
DIV. I NON-CONF.	12- 1	9	1-0	191	137	37	37	5	5	
TOTALS	RPI 1-25	RPI 26-50	W-L RECORDS	RPI 51-100	RPI 101-150	RPI 150+				
18- 4	0- 2	0- 0	OVERALL	5- 1	7- 1	6- 0				
12- 2	0- 1	0- 0	HOME	3- 1	3- 0	6- 0				
4- 2	0- 1	0- 0	AWAY	2- 0	2- 1	0- 0				
2- 0	0- 0	0- 0	NEUTRAL	0- 0	2- 0	0- 0				
12- 1	0- 0	0- 0	NON-CONFERENCE	3- 0	3- 1	6- 0				
10- 0	0- 0	0- 0	HOME	3- 0	1- 0	6- 0				
0- 1	0- 0	0- 0	AWAY	0- 0	0- 1	0- 0				
2- 0	0- 0	0- 0	NEUTRAL	0- 0	2- 0	0- 0				
6- 3	0- 2	0- 0	CONFERENCE	2- 1	4- 0	0- 0				
2- 2	0- 1	0- 0	HOME	0- 1	2- 0	0- 0				
4- 1	0- 1	0- 0	AWAY	2- 0	2- 0	0- 0				
0- 0	0- 0	0- 0	NEUTRAL	0- 0	0- 0	0- 0				

RPI 1-25				RPI 26-50				Team's RPI: 41				RPI 51-100				RPI 101+			
RPI	S	Opponent	Score	RPI	S	Opponent	Score					RPI	S	Opponent	Score	RPI	S	Opponent	Score
2	A	South Carolina	82 91									63	H	Belmont	91 60	107	N	Wisconsin	68 64
18	H	Texas A&M	77 84									69	H	UT Martin	96 46	116	N	Fordham	71 59
												71	A	Alabama	66 48	119	H	Florida	79 57
												78	H	Georgia	55 64	120	A	Auburn	86 70
												84	H	Stony Brook	88 58	128	A	California	80 84
												97	A	Vanderbilt	100 66	139	H	Kansas St.	81 72
																149	A	Missouri	85 81
																149	H	Missouri	90 73
																158	H	New Orleans	82 52
																175	H	Little Rock	86 53
																243	H	Tulsa	91 41
																252	H	Oral Roberts	96 64
																332	H	McNeese	101 58
																342	H	Northwestern St.	99 39
LAST 10 Division I																			
149	A	Missouri	85 81	149	H	Missouri	90 73												
71	A	Alabama	66 48	2	A	South Carolina	82 91												
119	H	Florida	79 57	120	A	Auburn	86 70												
78	H	Georgia	55 64	18	H	Texas A&M	77 84												
97	A	Vanderbilt	100 66	69	H	UT Martin	96 46												

Non-Div I Games:

Arkansas

■ Loss,
 ■ Non-Conf,
 ■ S Site,
 ■ H Home
 ■ A Away
 N Neutral

Average RPI Win:	276	WON-LOST	WINNING	LAST 10	STRENGTH OF	OPP. STRENGTH	TEAM	ADJ.	CONF.	ADJ CONF.
Average RPI Loss:	145	RECORD	PCT. RANK	GAMES	SCHEDULE	OF SCHEDULE	RPI	RPI	RPI	RPI
DIV. I ONLY	8- 11	226	6-4	192	259	201	201	22	22	
DIV. I NON-CONF.	2- 8	295	0-1	101	240	245	245	21	21	
TOTALS	RPI 1-25	RPI 26-50	W-L RECORDS	RPI 51-100	RPI 101-150	RPI 150+				
8- 11	0- 2	0- 0	OVERALL	0- 0	1- 3	7- 6				
5- 1	0- 0	0- 0	HOME	0- 0	1- 1	4- 0				
3- 9	0- 2	0- 0	AWAY	0- 0	0- 1	3- 6				
0- 1	0- 0	0- 0	NEUTRAL	0- 0	0- 1	0- 0				
2- 8	0- 2	0- 0	NON-CONFERENCE	0- 0	0- 2	2- 4				
1- 1	0- 0	0- 0	HOME	0- 0	0- 1	1- 0				
1- 6	0- 2	0- 0	AWAY	0- 0	0- 0	1- 4				
0- 1	0- 0	0- 0	NEUTRAL	0- 0	0- 1	0- 0				
6- 3	0- 0	0- 0	CONFERENCE	0- 0	1- 1	5- 2				
4- 0	0- 0	0- 0	HOME	0- 0	1- 0	3- 0				
2- 3	0- 0	0- 0	AWAY	0- 0	0- 1	2- 2				
0- 0	0- 0	0- 0	NEUTRAL	0- 0	0- 0	0- 0				

RPI	S	Opponent	Score	RPI	S	Opponent	Score	RPI	S	Opponent	Score	RPI	S	Opponent	Score	Team's RPI: 201
5	A	Baylor	43	111				112	A	UT Arlington	44	71				
20	A	DePaul	64	109				126	H	Coastal Caro.	63	61				
								127	N	N.C. A&T	50	55				
								137	H	Southeast Mo. St.	67	79				
								153	A	Louisiana	43	83				
								175	A	Little Rock	58	67				
								179	A	Memphis	50	78				
								207	A	Murray St.	62	77				
								235	A	Louisiana Tech	54	67				
								242	A	San Diego St.	71	62				
								243	A	Tulsa	77	79				
								276	A	Texas St.	56	53				
								277	H	Appalachian St.	76	58				
								292	H	Ga. Southern	69	62				
								317	H	Ark.-Pine Bluff	81	60				
								328	H	Georgia St.	70	68				
								347	A	La.-Monroe	54	53				
LAST 10 Division I																
347	A	La.-Monroe	54	53	292	H	Ga. Southern	69	62							
126	H	Coastal Caro.	63	61	328	H	Georgia St.	70	68							
153	A	Louisiana	43	83	276	A	Texas St.	56	53							
175	A	Little Rock	58	67	112	A	UT Arlington	44	71							
277	H	Appalachian St.	76	58	235	A	Louisiana Tech	54	67							

Non-Div I Games: Central Baptist 88 63

Arkansas St.

■ Loss,
■ Non-Conf,
■ S Site,
■ Home
■ A Away
N Neutral

Army West Point

Through Games Of Feb. 2, 2020

Average RPI Win:	284	WON-LOST	WINNING	LAST 10	STRENGTH OF	OPP. STRENGTH	TEAM	ADJ.	CONF.	ADJ CONF.
Average RPI Loss:	149	RECORD	PCT. RANK	GAMES	SCHEDULE	OF SCHEDULE	RPI	RPI	RPI	RPI
DIV. I ONLY	5- 16	300	1-9	165	237	286	286	15	15	
DIV. I NON-CONF.	4- 7	225	0	238	298	254	254	15	15	
TOTALS	RPI 1-25	RPI 26-50	W-L RECORDS	RPI 51-100	RPI 101-150	RPI 150+				
5- 16	0- 1	0- 2	OVERALL	0- 3	1- 2	4- 8				
3- 7	0- 1	0- 0	HOME	0- 1	1- 2	2- 3				
2- 9	0- 0	0- 2	AWAY	0- 2	0- 0	2- 5				
0- 0	0- 0	0- 0	NEUTRAL	0- 0	0- 0	0- 0				
4- 7	0- 1	0- 2	NON-CONFERENCE	0- 0	0- 1	4- 3				
2- 3	0- 1	0- 0	HOME	0- 0	0- 1	2- 1				
2- 4	0- 0	0- 2	AWAY	0- 0	0- 0	2- 2				
0- 0	0- 0	0- 0	NEUTRAL	0- 0	0- 0	0- 0				
1- 9	0- 0	0- 0	CONFERENCE	0- 3	1- 1	0- 5				
1- 4	0- 0	0- 0	HOME	0- 1	1- 1	0- 2				
0- 5	0- 0	0- 0	AWAY	0- 2	0- 0	0- 3				
0- 0	0- 0	0- 0	NEUTRAL	0- 0	0- 0	0- 0				

RPI 1-25				RPI 26-50				RPI 51-100				RPI 101+ Team's RPI: 286			
RPI	S	Opponent	Score	RPI	S	Opponent	Score	RPI	S	Opponent	Score	RPI	S	Opponent	Score
22	H	TCU	52 66	32	A	Arizona St.	51 83	74	A	Bucknell	46 77	122	H	Holy Cross	61 48
				49	A	St. John's (NY)	60 96	74	H	Bucknell	52 63	141	H	Lehigh	65 94
								83	A	Colgate	93 100	144	H	William & Mary	65 77
												159	H	Lafayette	52 57
												162	H	Boston U.	66 72
												173	H	Columbia	62 71
												188	A	American	57 73
												218	A	Manhattan	56 86
												269	A	Loyola Maryland	59 68
												290	A	Navy	45 57
												307	A	St. Francis Brooklyn	64 70
												314	A	Air Force	68 66
												318	H	Bryant	81 75
												331	A	Fairleigh Dickinson	70 68
												333	H	LIU Brooklyn	67 60
LAST 10 Division I															
141	H	Lehigh	65 94	122	H	Holy Cross	61 48								
74	A	Bucknell	46 77	162	H	Boston U.	66 72								
290	A	Navy	45 57	188	A	American	57 73								
159	H	Lafayette	52 57	83	A	Colgate	93 100								
269	A	Loyola Maryland	59 68	74	H	Bucknell	52 63								

Non-Div I Games:

Army West Point

Loss, Non-Conf, S Site, H Home A Away N Neutral

Average RPI Win:	204	WON-LOST	WINNING	LAST 10	STRENGTH OF	OPP. STRENGTH	TEAM	ADJ.	CONF.	ADJ CONF.
Average RPI Loss:	58	RECORD	PCT. RANK	GAMES	SCHEDULE	OF SCHEDULE	RPI	RPI	RPI	RPI
DIV. I ONLY	8- 12	236	3-7	13	76	120	120	4	4	
DIV. I NON-CONF.	6- 5	151	1-0	20	189	77	77	5	5	
TOTALS	RPI 1-25	RPI 26-50	W-L RECORDS	RPI 51-100	RPI 101-150	RPI 150+				
8- 12	0- 3	0- 3	OVERALL	2- 4	0- 2	6- 0				
6- 4	0- 0	0- 2	HOME	1- 1	0- 1	5- 0				
1- 6	0- 3	0- 0	AWAY	0- 2	0- 1	1- 0				
1- 2	0- 0	0- 1	NEUTRAL	1- 1	0- 0	0- 0				
6- 5	0- 1	0- 2	NON-CONFERENCE	1- 1	0- 1	5- 0				
4- 1	0- 0	0- 1	HOME	0- 0	0- 0	4- 0				
1- 2	0- 1	0- 0	AWAY	0- 0	0- 1	1- 0				
1- 2	0- 0	0- 1	NEUTRAL	1- 1	0- 0	0- 0				
2- 7	0- 2	0- 1	CONFERENCE	1- 3	0- 1	1- 0				
2- 3	0- 0	0- 1	HOME	1- 1	0- 1	1- 0				
0- 4	0- 2	0- 0	AWAY	0- 2	0- 0	0- 0				
0- 0	0- 0	0- 0	NEUTRAL	0- 0	0- 0	0- 0				

RPI 1-25				RPI 26-50				RPI 51-100				RPI 101+ Team's RPI: 120			
RPI	S	Opponent	Score	RPI	S	Opponent	Score	RPI	S	Opponent	Score	RPI	S	Opponent	Score
13	A	Mississippi St.	73 78	28	N	Drake	82 83	59	N	Middle Tenn.	50 73	111	A	UAB	75 80
22	A	TCU	65 80	30	H	Old Dominion	77 89	71	H	Alabama	48 75	119	H	Florida	63 83
24	A	Kentucky	61 68	41	H	Arkansas	70 86	77	N	Dayton	76 74	151	H	Bethune-Cookman	74 56
								78	A	Georgia	50 61	208	H	Saint Joseph's	66 62
								97	A	Vanderbilt	55 77	251	A	South Alabama	82 62
								97	H	Vanderbilt	70 62	267	H	Wofford	84 82
												275	H	Ole Miss	59 43
												305	H	Jacksonville St.	62 53
LAST 10 Division I															
97	H	Vanderbilt	70 62	71	H	Alabama	48 75								
13	A	Mississippi St.	73 78	119	H	Florida	63 83								
24	A	Kentucky	61 68	41	H	Arkansas	70 86								
275	H	Ole Miss	59 43	97	A	Vanderbilt	55 77								
78	A	Georgia	50 61	305	H	Jacksonville St.	62 53								

Non-Div I Games:

Auburn

■ Loss,
 ■ Non-Conf,
 ■ S Site,
 ■ H Home
 ■ A Away
 N Neutral

Average RPI Win:	189	WON-LOST	WINNING	LAST 10	STRENGTH OF	OPP. STRENGTH	TEAM	ADJ.	CONF.	ADJ CONF.
Average RPI Loss:	63	RECORD	PCT. RANK	GAMES	SCHEDULE	OF SCHEDULE	RPI	RPI	RPI	RPI
DIV. I ONLY	12- 8	110	7-3	52	88	65	65	11	11	
DIV. I NON-CONF.	4- 5	195	0	65	50	114	114	11	11	
TOTALS	RPI 1-25	RPI 26-50	W-L RECORDS	RPI 51-100	RPI 101-150	RPI 150+				
12- 8	0- 3	0- 1	OVERALL	1- 1	3- 2	8- 1				
5- 3	0- 1	0- 0	HOME	0- 0	1- 1	4- 1				
6- 4	0- 1	0- 1	AWAY	1- 1	1- 1	4- 0				
1- 1	0- 1	0- 0	NEUTRAL	0- 0	1- 0	0- 0				
4- 5	0- 1	0- 1	NON-CONFERENCE	1- 1	1- 2	2- 0				
2- 1	0- 0	0- 0	HOME	0- 0	0- 1	2- 0				
1- 3	0- 0	0- 1	AWAY	1- 1	0- 1	0- 0				
1- 1	0- 1	0- 0	NEUTRAL	0- 0	1- 0	0- 0				
8- 3	0- 2	0- 0	CONFERENCE	0- 0	2- 0	6- 1				
3- 2	0- 1	0- 0	HOME	0- 0	1- 0	2- 1				
5- 1	0- 1	0- 0	AWAY	0- 0	1- 0	4- 0				
0- 0	0- 0	0- 0	NEUTRAL	0- 0	0- 0	0- 0				

RPI 1-25				RPI 26-50				RPI 51-100				RPI 101+			
RPI	S	Opponent	Score	RPI	S	Opponent	Score	RPI	S	Opponent	Score	RPI	S	Opponent	Score
6	A	Gonzaga	44 59	32	A	Arizona St.	52 60	70	A	Fresno St.	71 65	101	A	Boise St.	55 66
6	H	Gonzaga	43 55					85	A	Washington St.	50 67	104	H	Utah	73 77
11	N	Oregon St.	34 65									109	A	Pacific	76 66
												125	H	San Diego	52 36
												136	N	San Jose St.	75 56
												155	A	Portland	66 54
												155	H	Portland	48 57
												172	A	Saint Mary's (CA)	65 55
												180	H	Santa Clara	71 48
												216	A	Pepperdine	65 47
												223	H	San Francisco	57 44
												262	A	LMU (CA)	59 44
												294	H	Utah St.	67 50
												324	H	Utah Valley	71 57
LAST 10 Division I															
6	A	Gonzaga	44 59	109	A	Pacific	76 66								
155	A	Portland	66 54	125	H	San Diego	52 36								
180	H	Santa Clara	71 48	155	H	Portland	48 57								
223	H	San Francisco	57 44	6	H	Gonzaga	43 55								
172	A	Saint Mary's (CA)	65 55	216	A	Pepperdine	65 47								

Non-Div I Games: Tex. A&M-Kingsville90 38

BYU

■ Loss,
 ■ Non-Conf,
 ■ S Site,
 ■ H Home
 ■ A Away
 N Neutral

Average RPI Win:	178	WON-LOST	WINNING	LAST 10	STRENGTH OF	OPP. STRENGTH	TEAM	ADJ.	CONF.	ADJ CONF.
Average RPI Loss:	68	RECORD	PCT. RANK	GAMES	SCHEDULE	OF SCHEDULE	RPI	RPI	RPI	RPI
DIV. I ONLY	13- 7	84	7-3	116	94	76	76	10	10	
DIV. I NON-CONF.	7- 4	100	1-0	186	74	103	103	10	10	
TOTALS	RPI 1-25	RPI 26-50	W-L RECORDS	RPI 51-100	RPI 101-150	RPI 150+				
13- 7	0- 1	0- 1	OVERALL	2- 3	4- 2	7- 0				
7- 1	0- 0	0- 1	HOME	2- 0	2- 0	3- 0				
3- 5	0- 1	0- 0	AWAY	0- 3	0- 1	3- 0				
3- 1	0- 0	0- 0	NEUTRAL	0- 0	2- 1	1- 0				
7- 4	0- 0	0- 1	NON-CONFERENCE	1- 2	2- 1	4- 0				
2- 1	0- 0	0- 1	HOME	1- 0	0- 0	1- 0				
2- 2	0- 0	0- 0	AWAY	0- 2	0- 0	2- 0				
3- 1	0- 0	0- 0	NEUTRAL	0- 0	2- 1	1- 0				
6- 3	0- 1	0- 0	CONFERENCE	1- 1	2- 1	3- 0				
5- 0	0- 0	0- 0	HOME	1- 0	2- 0	2- 0				
1- 3	0- 1	0- 0	AWAY	0- 1	0- 1	1- 0				
0- 0	0- 0	0- 0	NEUTRAL	0- 0	0- 0	0- 0				

RPI 1-25				RPI 26-50				RPI 51-100 Team's RPI: 76				RPI 101+			
RPI	S	Opponent	Score	RPI	S	Opponent	Score	RPI	S	Opponent	Score	RPI	S	Opponent	Score
17	A	Central Mich.	39 66	33	H	Western Ky.	86 91	52	A	IUPUI	48 65	107	N	Wisconsin	56 67
								67	A	Ohio	71 79	110	A	Kent St.	68 69
								90	A	Cincinnati	56 63	110	H	Kent St.	66 62
								92	H	Buffalo	69 65	131	N	Providence	52 51
								94	H	Butler	74 70	141	N	Lehigh	54 52
												150	H	Western Mich.	68 65
												168	H	Eastern Mich.	59 54
												181	H	Miami (OH)	80 63
												204	A	New Mexico	70 57
												226	A	Bowling Green	86 80
												241	H	Xavier	70 49
												262	N	LMU (CA)	77 72
												320	A	Purdue Fort Wayne	83 52
LAST 10 Division I															
150	H	Western Mich.	68 65	17	A	Central Mich.	39 66	168	H	Eastern Mich.	59 54				
110	A	Kent St.	68 69	226	A	Bowling Green	86 80	110	H	Kent St.	66 62				
181	H	Miami (OH)	80 63	204	A	New Mexico	70 57								
92	H	Buffalo	69 65												
67	A	Ohio	71 79												

Non-Div I Games: Urbana 84 49

Ball St.

■ Loss,
 ■ Non-Conf, S Site,
 ■ Home
 ■ Away
 N Neutral

BaylorB
a
y
l
o
r

Baylor

Page 22

Belmont

Through Games Of Feb. 2, 2020

Average RPI Win:	200	WON-LOST	WINNING	LAST 10	STRENGTH OF	OPP. STRENGTH	TEAM	ADJ.	CONF.	ADJ CONF.
Average RPI Loss:	86	RECORD	PCT. RANK	GAMES	SCHEDULE	OF SCHEDULE	RPI	RPI	RPI	RPI
DIV. I ONLY	13- 8	103	8-2	66	163	63	63	20	20	
DIV. I NON-CONF.	5- 6	187	0	29	20	85	85	23	23	
TOTALS	RPI 1-25	RPI 26-50	W-L RECORDS	RPI 51-100	RPI 101-150	RPI 150+				
13- 8	0- 1	0- 4	OVERALL	2- 1	1- 0	10- 2				
8- 0	0- 0	0- 0	HOME	2- 0	0- 0	6- 0				
5- 6	0- 0	0- 3	AWAY	0- 1	1- 0	4- 2				
0- 2	0- 1	0- 1	NEUTRAL	0- 0	0- 0	0- 0				
5- 6	0- 1	0- 4	NON-CONFERENCE	2- 0	0- 0	3- 1				
4- 0	0- 0	0- 0	HOME	2- 0	0- 0	2- 0				
1- 4	0- 0	0- 3	AWAY	0- 0	0- 0	1- 1				
0- 2	0- 1	0- 1	NEUTRAL	0- 0	0- 0	0- 0				
8- 2	0- 0	0- 0	CONFERENCE	0- 1	1- 0	7- 1				
4- 0	0- 0	0- 0	HOME	0- 0	0- 0	4- 0				
4- 2	0- 0	0- 0	AWAY	0- 1	1- 0	3- 1				
0- 0	0- 0	0- 0	NEUTRAL	0- 0	0- 0	0- 0				

RPI 1-25				RPI 26-50				RPI 51-100				Team's RPI: 63	RPI 101+			
RPI	S	Opponent	Score	RPI	S	Opponent	Score	RPI	S	Opponent	Score		RPI	S	Opponent	Score
9	N	Maryland	26 90	33	A	Western Ky.	46 77	59	H	Middle Tenn.	68 57		137	A	Southeast Mo. St.	57 45
				34	N	Virginia Tech	58 60	62	H	UCF	72 37		163	A	Tennessee Tech	59 47
				36	A	Marquette	51 53	69	A	UT Martin	57 74		164	A	Toledo	48 53
				41	A	Arkansas	60 91						198	A	Austin Peay	53 52
													207	A	Murray St.	86 56
													209	H	Northern Ky.	62 45
													219	H	Chattanooga	63 50
													227	H	Eastern Ill.	69 45
													253	H	Morehead St.	71 62
													266	A	Lipscomb	69 68
													278	H	Eastern Ky.	68 48
													305	A	Jacksonville St.	41 60
													327	H	SIUE	69 48
LAST 10 Division I																
				305	A	Jacksonville St.	41 60						278	H	Eastern Ky.	68 48
				163	A	Tennessee Tech	59 47						69	A	UT Martin	57 74
				198	A	Austin Peay	53 52						137	A	Southeast Mo. St.	57 45
				207	A	Murray St.	86 56						227	H	Eastern Ill.	69 45
				253	H	Morehead St.	71 62						327	H	SIUE	69 48

Non-Div I Games:

Belmont

Loss, Non-Conf, S Site, H Home A Away N Neutral

Average RPI Win:	278	WON-LOST	WINNING	LAST 10	STRENGTH OF	OPP. STRENGTH	TEAM	ADJ.	CONF.	ADJ CONF.
Average RPI Loss:	90	RECORD	PCT. RANK	GAMES	SCHEDULE	OF SCHEDULE	RPI	RPI	RPI	RPI
DIV. I ONLY	13- 5	51	8-2	322	272	151	151	29	29	
DIV. I NON-CONF.	6- 4	123	1-1	260	103	146	146	30	30	
TOTALS	RPI 1-25	RPI 26-50	W-L RECORDS	RPI 51-100	RPI 101-150	RPI 150+				
13- 5	0- 1	0- 0	OVERALL	0- 2	1- 1	12- 1				
4- 2	0- 1	0- 0	HOME	0- 1	0- 0	4- 0				
8- 3	0- 0	0- 0	AWAY	0- 1	1- 1	7- 1				
1- 0	0- 0	0- 0	NEUTRAL	0- 0	0- 0	1- 0				
6- 4	0- 1	0- 0	NON-CONFERENCE	0- 2	0- 1	6- 0				
1- 2	0- 1	0- 0	HOME	0- 1	0- 0	1- 0				
4- 2	0- 0	0- 0	AWAY	0- 1	0- 1	4- 0				
1- 0	0- 0	0- 0	NEUTRAL	0- 0	0- 0	1- 0				
7- 1	0- 0	0- 0	CONFERENCE	0- 0	1- 0	6- 1				
3- 0	0- 0	0- 0	HOME	0- 0	0- 0	3- 0				
4- 1	0- 0	0- 0	AWAY	0- 0	1- 0	3- 1				
0- 0	0- 0	0- 0	NEUTRAL	0- 0	0- 0	0- 0				

RPI 1-25				RPI 26-50				RPI 51-100				RPI 101+ Team's RPI: 151			
RPI	S	Opponent	Score	RPI	S	Opponent	Score	RPI	S	Opponent	Score	RPI	S	Opponent	Score
17	H	Central Mich.	67 92					64	H	Troy	62 68	120	A	Auburn	56 74
								71	A	Alabama	49 60	127	A	N.C. A&T	69 58
												176	A	Norfolk St.	51 61
												189	A	Jacksonville	53 52
												232	H	Morgan St.	74 65
												254	A	Stetson	59 55
												263	A	Howard	75 59
												277	N	Appalachian St.	61 44
												283	A	FIU	65 60
												292	H	Ga. Southern	75 57
												322	H	N.C. Central	73 52
												339	A	Charleston So.	81 41
												343	H	Coppin St.	82 51
												349	A	Florida A&M	78 57
												350	A	South Carolina St.	66 55
LAST 10 Division I															
349	A	Florida A&M	78 57	343	H	Coppin St.	82 51								
350	A	South Carolina St.	66 55	263	A	Howard	75 59								
127	A	N.C. A&T	69 58	176	A	Norfolk St.	51 61								
322	H	N.C. Central	73 52	17	H	Central Mich.	67 92								
232	H	Morgan St.	74 65	254	A	Stetson	59 55								

Non-Div I Games: Edward Waters 79 46 Palm Beach Atl. 68 45

Bethune-Cookman

Loss, Non-Conf, S Site, H Home A Away N Neutral

Binghamton

Through Games Of Feb. 2, 2020

Average RPI Win:	267	WON-LOST	WINNING	LAST 10	STRENGTH OF	OPP. STRENGTH	TEAM	ADJ.	CONF.	ADJ CONF.
Average RPI Loss:	192	RECORD	PCT. RANK	GAMES	SCHEDULE	OF SCHEDULE	RPI	RPI	RPI	RPI
DIV. I ONLY	14- 6	59	6-4	340	275	187	187	27	27	
DIV. I NON-CONF.	10- 2	30	2-0	329	239	120	120	27	27	
TOTALS	RPI 1-25	RPI 26-50	W-L RECORDS	RPI 51-100	RPI 101-150	RPI 150+				
14- 6	0- 0	0- 0	OVERALL	0- 2	1- 0	13- 4				
7- 2	0- 0	0- 0	HOME	0- 1	0- 0	7- 1				
6- 3	0- 0	0- 0	AWAY	0- 1	1- 0	5- 2				
1- 1	0- 0	0- 0	NEUTRAL	0- 0	0- 0	1- 1				
10- 2	0- 0	0- 0	NON-CONFERENCE	0- 1	1- 0	9- 1				
5- 0	0- 0	0- 0	HOME	0- 0	0- 0	5- 0				
4- 1	0- 0	0- 0	AWAY	0- 1	1- 0	3- 0				
1- 1	0- 0	0- 0	NEUTRAL	0- 0	0- 0	1- 1				
4- 4	0- 0	0- 0	CONFERENCE	0- 1	0- 0	4- 3				
2- 2	0- 0	0- 0	HOME	0- 1	0- 0	2- 1				
2- 2	0- 0	0- 0	AWAY	0- 0	0- 0	2- 2				
0- 0	0- 0	0- 0	NEUTRAL	0- 0	0- 0	0- 0				

RPI 1-25			RPI 26-50			RPI 51-100			RPI 101+ Team's RPI: 187		
RPI	S	Opponent	Score	RPI	S	Opponent	Score	RPI	S	Opponent	Score
								60	A	Miami (FL)	56 79
								84	H	Stony Brook	60 67
								140	A	Cornell	59 56
								159	H	Lafayette	74 64
								168	H	Eastern Mich.	78 67
								198	N	Austin Peay	63 80
								203	H	UMass Lowell	56 66
								244	H	Maine	73 63
								249	H	Niagara	74 55
								260	A	Delaware St.	75 66
								272	A	New Hampshire	63 53
								291	H	St. Bonaventure	78 67
								293	A	Vermont	62 65
								302	A	UMBC	61 43
								306	A	Siena	89 62
								311	A	Albany (NY)	53 56
								330	H	NJIT	75 40
								331	A	Fairleigh Dickinson	60 48
								345	N	Grambling	88 67
								346	H	Hartford	80 44
LAST 10 Division I											
346	H	Hartford	80 44	203	H	UMass Lowell	56 66				
272	A	New Hampshire	63 53	302	A	UMBC	61 43				
84	H	Stony Brook	60 67	311	A	Albany (NY)	53 56				
244	H	Maine	73 63	330	H	NJIT	75 40				
293	A	Vermont	62 65	345	N	Grambling	88 67				

Non-Div I Games: Bloomsburg 70 45

Binghamton

Loss, Non-Conf, S Site, H Home A Away N Neutral

Average RPI Win:	239	WON-LOST	WINNING	LAST 10	STRENGTH OF	OPP. STRENGTH	TEAM	ADJ.	CONF.	ADJ CONF.
Average RPI Loss:	88	RECORD	PCT. RANK	GAMES	SCHEDULE	OF SCHEDULE	RPI	RPI	RPI	RPI
DIV. I ONLY	13- 8	103	6-4	121	161	101	101	17	17	
DIV. I NON-CONF.	6- 4	123	1-0	60	39	76	76	24	24	
TOTALS	RPI 1-25	RPI 26-50	W-L RECORDS	RPI 51-100	RPI 101-150	RPI 150+				
13- 8	0- 3	0- 0	OVERALL	1- 2	1- 1	11- 2				
8- 3	0- 1	0- 0	HOME	1- 2	0- 0	7- 0				
5- 5	0- 2	0- 0	AWAY	0- 0	1- 1	4- 2				
0- 0	0- 0	0- 0	NEUTRAL	0- 0	0- 0	0- 0				
6- 4	0- 3	0- 0	NON-CONFERENCE	1- 1	1- 0	4- 0				
4- 2	0- 1	0- 0	HOME	1- 1	0- 0	3- 0				
2- 2	0- 2	0- 0	AWAY	0- 0	1- 0	1- 0				
0- 0	0- 0	0- 0	NEUTRAL	0- 0	0- 0	0- 0				
7- 4	0- 0	0- 0	CONFERENCE	0- 1	0- 1	7- 2				
4- 1	0- 0	0- 0	HOME	0- 1	0- 0	4- 0				
3- 3	0- 0	0- 0	AWAY	0- 0	0- 1	3- 2				
0- 0	0- 0	0- 0	NEUTRAL	0- 0	0- 0	0- 0				

RPI 1-25			RPI 26-50			RPI 51-100			RPI 101+			Team's RPI: 101
RPI	S	Opponent	Score	RPI	S	Opponent	Score	RPI	S	Opponent	Score	Score
3	A	Louisville	82 98					65	H	BYU	66 55	111 A UAB 83 81
10	H	Missouri St.	69 72					70	H	Fresno St.	80 85	136 A San Jose St. 61 74
22	A	TCU	65 77					85	H	Washington St.	68 80	184 A UNLV 65 66
												186 H Portland St. 82 57
												191 A Wyoming 68 73
												204 H New Mexico 83 82
												216 H Pepperdine 76 74
												242 H San Diego St. 86 72
												270 A Colorado St. 72 69
												289 A Nevada 83 72
												289 H Nevada 54 40
												294 A Utah St. 65 59
												308 A Eastern Wash. 63 61
												314 H Air Force 70 61
												324 H Utah Valley 77 69
LAST 10 Division I												
289	A	Nevada	83 72	242	H	San Diego St.	86 72					
136	A	San Jose St.	61 74	184	A	UNLV	65 66					
70	H	Fresno St.	80 85	289	H	Nevada	54 40					
294	A	Utah St.	65 59	191	A	Wyoming	68 73					
314	H	Air Force	70 61	216	H	Pepperdine	76 74					

Non-Div I Games: Lewis-Clark St. 88 34 Western Ore. 75 32

Boise St.

Loss, Non-Conf, S Site, H Home A Away N Neutral

Average RPI Win: 162	WON-LOST	WINNING	LAST 10	STRENGTH OF	OPP. STRENGTH	TEAM	ADJ.	CONF.	ADJ CONF.
Average RPI Loss: 53	RECORD	PCT. RANK	GAMES	SCHEDULE	OF SCHEDULE	RPI	RPI	RPI	RPI
DIV. I ONLY	12- 9	127	6-4	43	48	61	61	5	5
DIV. I NON-CONF.	7- 4	100	1-0	87	139	71	71	3	3

TOTALS	RPI 1-25	RPI 26-50	W-L RECORDS	RPI 51-100	RPI 101-150	RPI 150+			
12- 9	1- 3	0- 3	OVERALL	2- 1	3- 2	6- 0			
6- 3	0- 2	0- 1	HOME	1- 0	1- 0	4- 0			
5- 5	1- 1	0- 2	AWAY	1- 0	1- 2	2- 0			
1- 1	0- 0	0- 0	NEUTRAL	0- 1	1- 0	0- 0			
7- 4	0- 1	0- 0	NON-CONFERENCE	0- 1	2- 2	5- 0			
5- 0	0- 0	0- 0	HOME	0- 0	1- 0	4- 0			
1- 3	0- 1	0- 0	AWAY	0- 0	0- 2	1- 0			
1- 1	0- 0	0- 0	NEUTRAL	0- 1	1- 0	0- 0			
5- 5	1- 2	0- 3	CONFERENCE	2- 0	1- 0	1- 0			
1- 3	0- 2	0- 1	HOME	1- 0	0- 0	0- 0			
4- 2	1- 0	0- 2	AWAY	1- 0	1- 0	1- 0			
0- 0	0- 0	0- 0	NEUTRAL	0- 0	0- 0	0- 0			

RPI 1-25				RPI 26-50				RPI 51-100				RPI 101+			
RPI	S	Opponent	Score	RPI	S	Opponent	Score	RPI	S	Opponent	Score	RPI	S	Opponent	Score
3	H	Louisville	70 81	34	A	Virginia Tech	49 70	66	N	Charlotte	68 84	105	A	Notre Dame	75 65
15	A	Northwestern	63 66	42	A	Duke	73 85	88	A	Georgia Tech	55 48	108	H	VCU	87 52
16	H	NC State	54 72	44	H	Virginia	52 69	93	H	Wake Forest	67 54	122	A	Holy Cross	71 80
23	A	Florida St.	65 56									131	A	Providence	60 76
												142	N	Tulane	89 76
												162	A	Boston U.	88 57
												177	H	Rhode Island	66 55
												203	H	UMass Lowell	89 46
												260	H	Delaware St.	109 69
												271	A	Pittsburgh	79 70
												307	H	St. Francis Brooklyn	106 69

LAST 10 Division I															
93	H	Wake Forest	67 54	44	H	Virginia	52 69								
23	A	Florida St.	65 56	105	A	Notre Dame	75 65								
34	A	Virginia Tech	49 70	271	A	Pittsburgh	79 70								
88	A	Georgia Tech	55 48	16	H	NC State	54 72								
3	H	Louisville	70 81	260	H	Delaware St.	109 69								

Non-Div I Games:

Boston College

■ Loss,
 ■ Non-Conf, S Site,
 ■ Home
 ■ Away
 N Neutral

Average RPI Win: 212	WON-LOST	WINNING	LAST 10	STRENGTH OF	OPP. STRENGTH	TEAM	ADJ.	CONF.	ADJ CONF.
Average RPI Loss: 136	RECORD	PCT. RANK	GAMES	SCHEDULE	OF SCHEDULE	RPI	RPI	RPI	RPI
DIV. I ONLY	11- 10	170	6-4	167	165	162	162	15	15
DIV. I NON-CONF.	5- 6	187	0	162	169	186	186	15	15
TOTALS	RPI 1-25	RPI 26-50	W-L RECORDS	RPI 51-100	RPI 101-150	RPI 150+			
11- 10	0- 0	0- 0	OVERALL	1- 3	2- 4	8- 3			
6- 5	0- 0	0- 0	HOME	1- 3	2- 2	3- 0			
5- 5	0- 0	0- 0	AWAY	0- 0	0- 2	5- 3			
0- 0	0- 0	0- 0	NEUTRAL	0- 0	0- 0	0- 0			
5- 6	0- 0	0- 0	NON-CONFERENCE	0- 2	1- 3	4- 1			
2- 4	0- 0	0- 0	HOME	0- 2	1- 2	1- 0			
3- 2	0- 0	0- 0	AWAY	0- 0	0- 1	3- 1			
0- 0	0- 0	0- 0	NEUTRAL	0- 0	0- 0	0- 0			
6- 4	0- 0	0- 0	CONFERENCE	1- 1	1- 1	4- 2			
4- 1	0- 0	0- 0	HOME	1- 1	1- 0	2- 0			
2- 3	0- 0	0- 0	AWAY	0- 0	0- 1	2- 2			
0- 0	0- 0	0- 0	NEUTRAL	0- 0	0- 0	0- 0			

RPI 1-25			RPI 26-50			RPI 51-100			RPI 101+			Team's RPI: 162
RPI	S	Opponent	Score	RPI	S	Opponent	Score	RPI	S	Opponent	Score	
						61	H Boston College	57	88	122	H Holy Cross	76 70
						74	H Bucknell	52	48	124	H Harvard	39 66
						80	H Marist	75	89	128	A California	62 73
						83	H Colgate	61	70	129	H Massachusetts	45 58
										130	H Northeastern	72 56
										141	A Lehigh	34 51
										159	A Lafayette	57 59
										169	A UC Davis	68 75
										170	H Dartmouth	74 56
										188	H American	59 44
										244	A Maine	62 49
										269	A Loyola Maryland	41 39
										269	H Loyola Maryland	44 42
										272	A New Hampshire	78 64
										286	A Army West Point	72 66
										290	A Navy	41 46
										311	A Albany (NY)	60 58
LAST 10 Division I												
						74	H Bucknell	52	48	269	H Loyola Maryland	44 42
						269	A Loyola Maryland	41	39	286	A Army West Point	72 66
						122	H Holy Cross	76	70	141	A Lehigh	34 51
						290	A Navy	41	46	188	H American	59 44
						83	H Colgate	61	70	159	A Lafayette	57 59

Non-Div I Games:

Boston U.

Bowling Green

Through Games Of Feb. 2, 2020

Average RPI Win:	233	WON-LOST	WINNING	LAST 10	STRENGTH OF	OPP. STRENGTH	TEAM	ADJ.	CONF.	ADJ CONF.
Average RPI Loss:	134	RECORD	PCT. RANK	GAMES	SCHEDULE	OF SCHEDULE	RPI	RPI	RPI	RPI
DIV. I ONLY	6- 12	262	1-9	147	173	226	226	10	10	
DIV. I NON-CONF.	5- 5	164	0-2	204	228	161	161	10	10	
TOTALS	RPI 1-25	RPI 26-50	W-L RECORDS	RPI 51-100	RPI 101-150	RPI 150+				
6- 12	0- 0	0- 1	OVERALL	0- 3	1- 2	5- 6				
3- 3	0- 0	0- 0	HOME	0- 1	1- 0	2- 2				
2- 7	0- 0	0- 1	AWAY	0- 2	0- 1	2- 3				
1- 2	0- 0	0- 0	NEUTRAL	0- 0	0- 1	1- 1				
5- 5	0- 0	0- 1	NON-CONFERENCE	0- 0	0- 2	5- 2				
2- 0	0- 0	0- 0	HOME	0- 0	0- 0	2- 0				
2- 3	0- 0	0- 1	AWAY	0- 0	0- 1	2- 1				
1- 2	0- 0	0- 0	NEUTRAL	0- 0	0- 1	1- 1				
1- 7	0- 0	0- 0	CONFERENCE	0- 3	1- 0	0- 4				
1- 3	0- 0	0- 0	HOME	0- 1	1- 0	0- 2				
0- 4	0- 0	0- 0	AWAY	0- 2	0- 0	0- 2				
0- 0	0- 0	0- 0	NEUTRAL	0- 0	0- 0	0- 0				

RPI S	Opponent	Score	RPI S	Opponent	Score	RPI S	Opponent	Score	RPI S	Opponent	Score	Team's RPI: 226
26	A Purdue	74 81	67	A Ohio	69 79	114	A Loyola Chicago	76 84				
			76	H Ball St.	80 86	135	N Green Bay	54 73				
			92	A Buffalo	59 65	150	H Western Mich.	72 63				
						160	A Valparaiso	90 95				
						164	A Toledo	72 79				
						168	A Eastern Mich.	61 78				
						181	H Miami (OH)	59 80				
						195	H Cleveland St.	89 62				
						196	H Akron	73 76				
						223	N San Francisco	56 64				
						240	A Milwaukee	63 51				
						253	H Morehead St.	79 65				
						258	A Marshall	82 69				
						301	N California Baptist	98 60				
LAST 10 Division I												
181	H Miami (OH)	59 80	196	H Akron	73 76							
67	A Ohio	69 79	76	H Ball St.	80 86							
150	H Western Mich.	72 63	168	A Eastern Mich.	61 78							
164	A Toledo	72 79	26	A Purdue	74 81							
92	A Buffalo	59 65	114	A Loyola Chicago	76 84							

Non-Div I Games: Davis & Elkins 91 52 Notre Dame (OH) 88 54

Bowling Green

■ Loss,
 ■ Non-Conf,
 ■ S Site,
 ■ Home
 ■ A Away
 N Neutral

Bradley

Through Games Of Feb. 2, 2020

Average RPI Win: 189	WON-LOST	WINNING	LAST 10	STRENGTH OF	OPP. STRENGTH	TEAM	ADJ.	CONF.	ADJ CONF.
Average RPI Loss: 61	RECORD	PCT. RANK	GAMES	SCHEDULE	OF SCHEDULE	RPI	RPI	RPI	RPI
DIV. I ONLY	15- 4	35	8-2	193	98	55	55	7	7
DIV. I NON-CONF.	8- 2	52	1-0	304	142	106	106	7	7
TOTALS	RPI 1-25	RPI 26-50	W-L RECORDS	RPI 51-100	RPI 101-150	RPI 150+			
15- 4	0- 1	1- 1	OVERALL	2- 1	2- 1	10- 0			
8- 0	0- 0	1- 0	HOME	2- 0	0- 0	5- 0			
4- 3	0- 1	0- 1	AWAY	0- 1	1- 0	3- 0			
3- 1	0- 0	0- 0	NEUTRAL	0- 0	1- 1	2- 0			
8- 2	0- 0	0- 1	NON-CONFERENCE	0- 0	1- 1	7- 0			
3- 0	0- 0	0- 0	HOME	0- 0	0- 0	3- 0			
2- 1	0- 0	0- 1	AWAY	0- 0	0- 0	2- 0			
3- 1	0- 0	0- 0	NEUTRAL	0- 0	1- 1	2- 0			
7- 2	0- 1	1- 0	CONFERENCE	2- 1	1- 0	3- 0			
5- 0	0- 0	1- 0	HOME	2- 0	0- 0	2- 0			
2- 2	0- 1	0- 0	AWAY	0- 1	1- 0	1- 0			
0- 0	0- 0	0- 0	NEUTRAL	0- 0	0- 0	0- 0			

RPI 1-25				RPI 26-50				RPI 51-100				Team's RPI: 55		RPI 101+			
RPI	S	Opponent	Score	RPI	S	Opponent	Score	RPI	S	Opponent	Score			RPI	S	Opponent	Score
10	A	Missouri St.	56 90	28	H	Drake	77 76	51	H	UNI	61 47			113	N	Liberty	63 75
				40	A	Michigan	57 77	72	H	Illinois St.	76 61			114	A	Loyola Chicago	60 47
								79	A	Southern Ill.	50 64			132	N	Richmond	61 57
														160	A	Valparaiso	75 61
														166	H	Jackson St.	78 69
														181	H	Miami (OH)	79 68
														213	A	Western Ill.	84 49
														237	N	George Mason	61 59
														280	H	Indiana St.	91 75
														281	A	Oakland	74 58
														287	H	North Dakota St.	70 64
														308	N	Eastern Wash.	66 46
														326	H	Evansville	82 51
LAST 10 Division I																	
				79	A	Southern Ill.	50 64	114	A	Loyola Chicago	60 47						
				10	A	Missouri St.	56 90	72	H	Illinois St.	76 61						
				28	H	Drake	77 76	280	H	Indiana St.	91 75						
				51	H	UNI	61 47	326	H	Evansville	82 51						
				160	A	Valparaiso	75 61	308	N	Eastern Wash.	66 46						

Non-Div I Games: Eureka 101 39

Bradley

 Loss,
 Non-Conf,
 S Site,
 H Home
 A Away
N Neutral

Average RPI Win:	278	WON-LOST	WINNING	LAST 10	STRENGTH OF	OPP. STRENGTH	TEAM	ADJ.	CONF.	ADJ CONF.
Average RPI Loss:	153	RECORD	PCT. RANK	GAMES	SCHEDULE	OF SCHEDULE	RPI	RPI	RPI	RPI
DIV. I ONLY	6- 11	253	3-7	194	266	224	224	8	8	
DIV. I NON-CONF.	6- 7	182	3-3	293	327	242	242	8	8	
TOTALS	RPI 1-25	RPI 26-50	W-L RECORDS	RPI 51-100	RPI 101-150	RPI 150+				
6- 11	0- 0	0- 2	OVERALL	0- 1	0- 3	6- 5				
1- 4	0- 0	0- 1	HOME	0- 0	0- 1	1- 2				
5- 6	0- 0	0- 1	AWAY	0- 1	0- 2	5- 2				
0- 1	0- 0	0- 0	NEUTRAL	0- 0	0- 0	0- 1				
6- 7	0- 0	0- 0	NON-CONFERENCE	0- 1	0- 2	6- 4				
1- 3	0- 0	0- 0	HOME	0- 0	0- 1	1- 2				
5- 3	0- 0	0- 0	AWAY	0- 1	0- 1	5- 1				
0- 1	0- 0	0- 0	NEUTRAL	0- 0	0- 0	0- 1				
0- 4	0- 0	0- 2	CONFERENCE	0- 0	0- 1	0- 1				
0- 1	0- 0	0- 1	HOME	0- 0	0- 0	0- 0				
0- 3	0- 0	0- 1	AWAY	0- 0	0- 1	0- 1				
0- 0	0- 0	0- 0	NEUTRAL	0- 0	0- 0	0- 0				

RPI S	Opponent	Score	RPI S	Opponent	Score	RPI S	Opponent	Score	RPI S	Opponent	Score	Team's RPI: 224
			35 A Yale		72 79	81 A South Fla.		60 70	122 H Holy Cross		71 83	
			35 H Yale		40 73				129 A Massachusetts		42 95	
									140 A Cornell		63 74	
									173 A Columbia		60 74	
									177 N Rhode Island		44 89	
									205 A Fairfield		58 44	
									206 H Merrimack		57 72	
									244 H Maine		76 70	
									265 A Longwood		76 86	
									272 A New Hampshire		76 68	
									283 A FIU		72 57	
									318 A Bryant		56 50	
									318 H Bryant		44 45	
									344 A Central Conn. St.		83 73	
LAST 10 Division I												
173 A Columbia		60 74	283 A FIU		72 57							
140 A Cornell		63 74	205 A Fairfield		58 44							
35 H Yale		40 73	318 A Bryant		56 50							
35 A Yale		72 79	177 N Rhode Island		44 89							
81 A South Fla.		60 70	122 H Holy Cross		71 83							

Non-Div I Games:

Brown

■ Loss,
 ■ Non-Conf,
 ■ S Site,
 ■ H Home
 ■ A Away
 N Neutral

Average RPI Win:	285	WON-LOST	WINNING	LAST 10	STRENGTH OF	OPP. STRENGTH	TEAM	ADJ.	CONF.	ADJ CONF.
Average RPI Loss:	210	RECORD	PCT. RANK	GAMES	SCHEDULE	OF SCHEDULE	RPI	RPI	RPI	RPI
DIV. I ONLY	5- 14	292	4-6	324	307	318	318	30	30	
DIV. I NON-CONF.	2- 9	304	1-1	311	242	331	331	29	29	
TOTALS	RPI 1-25	RPI 26-50	W-L RECORDS	RPI 51-100	RPI 101-150	RPI 150+				
5- 14	0- 0	0- 0	OVERALL	0- 1	0- 2	5- 11				
2- 7	0- 0	0- 0	HOME	0- 0	0- 1	2- 6				
3- 7	0- 0	0- 0	AWAY	0- 1	0- 1	3- 5				
0- 0	0- 0	0- 0	NEUTRAL	0- 0	0- 0	0- 0				
2- 9	0- 0	0- 0	NON-CONFERENCE	0- 1	0- 2	2- 6				
1- 4	0- 0	0- 0	HOME	0- 0	0- 1	1- 3				
1- 5	0- 0	0- 0	AWAY	0- 1	0- 1	1- 3				
0- 0	0- 0	0- 0	NEUTRAL	0- 0	0- 0	0- 0				
3- 5	0- 0	0- 0	CONFERENCE	0- 0	0- 0	3- 5				
1- 3	0- 0	0- 0	HOME	0- 0	0- 0	1- 3				
2- 2	0- 0	0- 0	AWAY	0- 0	0- 0	2- 2				
0- 0	0- 0	0- 0	NEUTRAL	0- 0	0- 0	0- 0				

RPI S	Opponent	Score	RPI S	Opponent	Score	RPI S	Opponent	Score	RPI S	Opponent	Score	Team's RPI: 318
						54	A Minnesota	56	122	A Holy Cross	75	87
									131	H Providence	32	76
									161	A Illinois	55	69
									203	H UMass Lowell	35	55
									206	A Merrimack	66	78
									224	A Brown	45	44
									224	H Brown	50	56
									225	A Mt. St. Mary's	72	67
									225	H Mt. St. Mary's	70	76
									247	A Saint Francis (PA)	58	64
									247	H Saint Francis (PA)	60	63
									268	H Wagner	45	58
									272	H New Hampshire	56	68
									286	A Army West Point	75	81
									293	A Vermont	66	71
									311	H Albany (NY)	68	55
									331	A Fairleigh Dickinson	57	45
									333	H LIU Brooklyn	57	53
LAST 10 Division I												
			247	A Saint Francis (PA)	58	64	206	A Merrimack	66	78		
			268	H Wagner	45	58	331	A Fairleigh Dickinson	57	45		
			225	A Mt. St. Mary's	72	67	247	H Saint Francis (PA)	60	63		
			333	H LIU Brooklyn	57	53	286	A Army West Point	75	81		
			225	H Mt. St. Mary's	70	76	311	H Albany (NY)	68	55		

Non-Div I Games:

Bryant

■ Loss,
 ■ Non-Conf,
 ■ S Site,
 ■ H Home
 ■ A Away
 N Neutral

Average RPI Win:	201	WON-LOST	WINNING	LAST 10	STRENGTH OF	OPP. STRENGTH	TEAM	ADJ.	CONF.	ADJ CONF.
Average RPI Loss:	130	RECORD	PCT. RANK	GAMES	SCHEDULE	OF SCHEDULE	RPI	RPI	RPI	RPI
DIV. I ONLY	15- 6	53	8-2	162	160	74	74	15	15	
DIV. I NON-CONF.	7- 4	100	0	131	156	87	87	15	15	
TOTALS	RPI 1-25	RPI 26-50	W-L RECORDS	RPI 51-100	RPI 101-150	RPI 150+				
15- 6	0- 0	0- 1	OVERALL	3- 2	2- 0	10- 3				
7- 1	0- 0	0- 0	HOME	2- 1	0- 0	5- 0				
6- 5	0- 0	0- 1	AWAY	0- 1	2- 0	4- 3				
2- 0	0- 0	0- 0	NEUTRAL	1- 0	0- 0	1- 0				
7- 4	0- 0	0- 1	NON-CONFERENCE	2- 2	0- 0	5- 1				
3- 1	0- 0	0- 0	HOME	1- 1	0- 0	2- 0				
2- 3	0- 0	0- 1	AWAY	0- 1	0- 0	2- 1				
2- 0	0- 0	0- 0	NEUTRAL	1- 0	0- 0	1- 0				
8- 2	0- 0	0- 0	CONFERENCE	1- 0	2- 0	5- 2				
4- 0	0- 0	0- 0	HOME	1- 0	0- 0	3- 0				
4- 2	0- 0	0- 0	AWAY	0- 0	2- 0	2- 2				
0- 0	0- 0	0- 0	NEUTRAL	0- 0	0- 0	0- 0				

RPI 1-25				RPI 26-50				RPI 51-100				Team's RPI: 74				RPI 101+			
RPI	S	Opponent	Score	RPI	S	Opponent	Score	RPI	S	Opponent	Score	RPI	S	Opponent	Score	RPI	S	Opponent	Score
44	A	Virginia	60 84					53	H	Temple	61 72	122	A	Holy Cross	51 40				
								57	H	Drexel	60 49	141	A	Lehigh	71 50				
								83	H	Colgate	66 43	159	H	Lafayette	50 36				
								84	A	Stony Brook	73 78	162	A	Boston U.	48 52				
								90	N	Cincinnati	56 48	165	A	Quinnipiac	69 76				
												188	H	American	68 43				
												237	A	George Mason	64 51				
												247	A	Saint Francis (PA)	70 46				
												263	N	Howard	70 60				
												269	A	Loyola Maryland	50 60				
												279	H	Monmouth	71 37				
												286	A	Army West Point	63 52				
												286	H	Army West Point	77 46				
												290	A	Navy	61 34				
												291	H	St. Bonaventure	68 60				
LAST 10 Division I																			
162	A	Boston U.	48 52	188	H	American	68 43												
286	H	Army West Point	77 46	122	A	Holy Cross	51 40												
269	A	Loyola Maryland	50 60	290	A	Navy	61 34												
83	H	Colgate	66 43	159	H	Lafayette	50 36												
141	A	Lehigh	71 50	286	A	Army West Point	63 52												

Non-Div I Games:

Bucknell

■ Loss,
 ■ Non-Conf,
 ■ S Site,
 ■ H Home
 ■ A Away
 N Neutral

Buffalo

Through Games Of Feb. 2, 2020

Average RPI Win:	198	WON-LOST	WINNING	LAST 10	STRENGTH OF	OPP. STRENGTH	TEAM	ADJ.	CONF.	ADJ CONF.
Average RPI Loss:	92	RECORD	PCT. RANK	GAMES	SCHEDULE	OF SCHEDULE	RPI	RPI	RPI	RPI
DIV. I ONLY	13- 7	84	5-5	148	121	92	92	10	10	
DIV. I NON-CONF.	9- 2	38	1-0	196	204	55	55	10	10	
TOTALS	RPI 1-25	RPI 26-50	W-L RECORDS	RPI 51-100	RPI 101-150	RPI 150+				
13- 7	0- 2	0- 0	OVERALL	2- 2	1- 1	10- 2				
7- 2	0- 1	0- 0	HOME	1- 1	0- 0	6- 0				
4- 5	0- 1	0- 0	AWAY	0- 1	1- 1	3- 2				
2- 0	0- 0	0- 0	NEUTRAL	1- 0	0- 0	1- 0				
9- 2	0- 1	0- 0	NON-CONFERENCE	2- 0	0- 1	7- 0				
5- 0	0- 0	0- 0	HOME	1- 0	0- 0	4- 0				
2- 2	0- 1	0- 0	AWAY	0- 0	0- 1	2- 0				
2- 0	0- 0	0- 0	NEUTRAL	1- 0	0- 0	1- 0				
4- 5	0- 1	0- 0	CONFERENCE	0- 2	1- 0	3- 2				
2- 2	0- 1	0- 0	HOME	0- 1	0- 0	2- 0				
2- 3	0- 0	0- 0	AWAY	0- 1	1- 0	1- 2				
0- 0	0- 0	0- 0	NEUTRAL	0- 0	0- 0	0- 0				

RPI	S	Opponent	Score
4	A	Stanford	69 88
17	H	Central Mich.	93 98

RPI	S	Opponent	Score
-----	---	----------	-------

RPI	S	Opponent	Score
57	N	Drexel	63 59
67	H	Ohio	65 76
76	A	Ball St.	65 69
77	H	Dayton	67 59

RPI	S	Opponent	Score
110	A	Kent St.	57 44
136	A	San Jose St.	88 95
164	A	Toledo	59 71
168	H	Eastern Mich.	66 63
170	H	Dartmouth	73 49
173	H	Columbia	82 75
181	A	Miami (OH)	86 72
183	A	Northern Ill.	63 64
188	N	American	73 55
226	H	Bowling Green	65 59
249	A	Niagara	81 67
291	A	St. Bonaventure	46 36
341	H	Canisius	71 55
344	H	Central Conn. St.	61 56

LAST 10 Division I

183	A	Northern Ill.	63 64	226	H	Bowling Green	65 59
17	H	Central Mich.	93 98	67	H	Ohio	65 76
110	A	Kent St.	57 44	164	A	Toledo	59 71
76	A	Ball St.	65 69	181	A	Miami (OH)	86 72
168	H	Eastern Mich.	66 63	170	H	Dartmouth	73 49

Non-Div I Games:

Buffalo

■ Loss,
 ■ Non-Conf, S Site,
 ■ Home
 ■ Away
 N Neutral

Average RPI Win:	182	WON-LOST	WINNING	LAST 10	STRENGTH OF	OPP. STRENGTH	TEAM	ADJ.	CONF.	ADJ CONF.
Average RPI Loss:	52	RECORD	PCT. RANK	GAMES	SCHEDULE	OF SCHEDULE	RPI	RPI	RPI	RPI
DIV. I ONLY	15- 6	53	7-3	171	51	94	94	6	6	
DIV. I NON-CONF.	8- 3	68	0	199	91	117	117	6	6	
TOTALS	RPI 1-25	RPI 26-50	W-L RECORDS	RPI 51-100	RPI 101-150	RPI 150+				
15- 6	0- 2	2- 1	OVERALL	3- 3	1- 0	9- 0				
9- 4	0- 2	1- 1	HOME	1- 1	0- 0	7- 0				
5- 1	0- 0	1- 0	AWAY	1- 1	1- 0	2- 0				
1- 1	0- 0	0- 0	NEUTRAL	1- 1	0- 0	0- 0				
8- 3	0- 1	0- 0	NON-CONFERENCE	2- 2	0- 0	6- 0				
7- 1	0- 1	0- 0	HOME	1- 0	0- 0	6- 0				
0- 1	0- 0	0- 0	AWAY	0- 1	0- 0	0- 0				
1- 1	0- 0	0- 0	NEUTRAL	1- 1	0- 0	0- 0				
7- 3	0- 1	2- 1	CONFERENCE	1- 1	1- 0	3- 0				
2- 3	0- 1	1- 1	HOME	0- 1	0- 0	1- 0				
5- 0	0- 0	1- 0	AWAY	1- 0	1- 0	2- 0				
0- 0	0- 0	0- 0	NEUTRAL	0- 0	0- 0	0- 0				

RPI 1-25				RPI 26-50				RPI 51-100 Team's RPI: 94				RPI 101+			
RPI	S	Opponent	Score	RPI	S	Opponent	Score	RPI	S	Opponent	Score	RPI	S	Opponent	Score
14	H	Indiana	53 64	31	A	Creighton	73 67	52	H	IUPUI	64 61	131	A	Providence	50 47
20	H	DePaul	65 80	36	H	Marquette	61 55	67	N	Ohio	60 55	196	H	Akron	76 55
				49	H	St. John's (NY)	42 67	75	H	Seton Hall	62 67	210	H	High Point	74 52
								76	A	Ball St.	70 74	239	A	Georgetown	47 46
								78	N	Georgia	36 69	241	A	Xavier	78 70
								89	A	Villanova	58 41	241	H	Xavier	63 61
												268	H	Wagner	74 58
												278	H	Eastern Ky.	73 41
												320	H	Purdue Fort Wayne	85 58
												325	H	Detroit Mercy	82 60
LAST 10 Division I															
241	H	Xavier	63 61	239	A	Georgetown	47 46								
31	A	Creighton	73 67	89	A	Villanova	58 41								
131	A	Providence	50 47	241	A	Xavier	78 70								
20	H	DePaul	65 80	49	H	St. John's (NY)	42 67								
36	H	Marquette	61 55	75	H	Seton Hall	62 67								

Non-Div I Games:

Butler

CSU Bakersfield

Through Games Of Feb. 2, 2020

Average RPI Win:	253	WON-LOST	WINNING	LAST 10	STRENGTH OF	OPP. STRENGTH	TEAM	ADJ.	CONF.	ADJ CONF.
Average RPI Loss:	201	RECORD	PCT. RANK	GAMES	SCHEDULE	OF SCHEDULE	RPI	RPI	RPI	RPI
DIV. I ONLY	10- 8	137	5-5	254	311	199	199	32	32	
DIV. I NON-CONF.	5- 5	164	0-2	108	195	133	133	32	32	
TOTALS	RPI 1-25	RPI 26-50	W-L RECORDS	RPI 51-100	RPI 101-150	RPI 150+				
10- 8	0- 2	0- 0	OVERALL	0- 0	2- 1	8- 5				
7- 2	0- 0	0- 0	HOME	0- 0	2- 0	5- 2				
3- 6	0- 2	0- 0	AWAY	0- 0	0- 1	3- 3				
0- 0	0- 0	0- 0	NEUTRAL	0- 0	0- 0	0- 0				
5- 5	0- 2	0- 0	NON-CONFERENCE	0- 0	2- 1	3- 2				
5- 0	0- 0	0- 0	HOME	0- 0	2- 0	3- 0				
0- 5	0- 2	0- 0	AWAY	0- 0	0- 1	0- 2				
0- 0	0- 0	0- 0	NEUTRAL	0- 0	0- 0	0- 0				
5- 3	0- 0	0- 0	CONFERENCE	0- 0	0- 0	5- 3				
2- 2	0- 0	0- 0	HOME	0- 0	0- 0	2- 2				
3- 1	0- 0	0- 0	AWAY	0- 0	0- 0	3- 1				
0- 0	0- 0	0- 0	NEUTRAL	0- 0	0- 0	0- 0				

RPI 1-25				RPI 26-50				RPI 51-100				RPI 101+ Team's RPI: 199			
RPI	S	Opponent	Score	RPI	S	Opponent	Score	RPI	S	Opponent	Score	RPI	S	Opponent	Score
6	A	Gonzaga	48 92									109	H	Pacific	80 70
11	A	Oregon St.	50 69									133	A	Washington	49 80
												136	H	San Jose St.	75 71
												197	A	Wright St.	60 65
												248	H	UMKC	70 60
												250	A	Grand Canyon	59 54
												256	H	North Texas	61 52
												264	H	UC Santa Barbara	66 62
												298	A	UC Riverside	52 53
												300	H	UTRGV	52 66
												301	A	California Baptist	66 61
												313	A	Seattle U	57 63
												319	H	New Mexico St.	60 59
												322	H	N.C. Central	80 71
												324	A	Utah Valley	55 53
												348	H	Chicago St.	58 60
LAST 10 Division I															
300	H	UTRGV	52 66	248	H	UMKC	70 60								
319	H	New Mexico St.	60 59	301	A	California Baptist	66 61								
313	A	Seattle U	57 63	250	A	Grand Canyon	59 54								
324	A	Utah Valley	55 53	298	A	UC Riverside	52 53								
348	H	Chicago St.	58 60	11	A	Oregon St.	50 69								

Non-Div I Games: Fresno Pacific 95 64 Westcliff 100 44 Cal St. Dom. Hills 83 74

CSU Bakersfield

Loss, Non-Conf, S Site, H Home A Away N Neutral

Average RPI Win: 245	WON-LOST	WINNING	LAST 10	STRENGTH OF	OPP. STRENGTH	TEAM	ADJ.	CONF.	ADJ CONF.
Average RPI Loss: 168	RECORD	PCT. RANK	GAMES	SCHEDULE	OF SCHEDULE	RPI	RPI	RPI	RPI
DIV. I ONLY	8- 12	236	5-5	300	122	273	273	28	28
DIV. I NON-CONF.	4- 9	250	1-2	277	24	268	268	26	26
TOTALS	RPI 1-25	RPI 26-50	W-L RECORDS	RPI 51-100	RPI 101-150	RPI 150+			
8- 12	0- 1	0- 1	OVERALL	0- 2	0- 1	8- 7			
4- 5	0- 1	0- 1	HOME	0- 1	0- 0	4- 2			
3- 6	0- 0	0- 0	AWAY	0- 1	0- 1	3- 4			
1- 1	0- 0	0- 0	NEUTRAL	0- 0	0- 0	1- 1			
4- 9	0- 1	0- 1	NON-CONFERENCE	0- 2	0- 1	4- 4			
1- 4	0- 1	0- 1	HOME	0- 1	0- 0	1- 1			
2- 4	0- 0	0- 0	AWAY	0- 1	0- 1	2- 2			
1- 1	0- 0	0- 0	NEUTRAL	0- 0	0- 0	1- 1			
4- 3	0- 0	0- 0	CONFERENCE	0- 0	0- 0	4- 3			
3- 1	0- 0	0- 0	HOME	0- 0	0- 0	3- 1			
1- 2	0- 0	0- 0	AWAY	0- 0	0- 0	1- 2			
0- 0	0- 0	0- 0	NEUTRAL	0- 0	0- 0	0- 0			

RPI 1-25				RPI 26-50				RPI 51-100				RPI 101+ Team's RPI: 273			
RPI	S	Opponent	Score	RPI	S	Opponent	Score	RPI	S	Opponent	Score	RPI	S	Opponent	Score
7	H	UCLA	44 58	44	H	Virginia	47 72	85	A	Washington St.	61 71	125	A	San Diego	40 59
								87	H	Southern California	53 69	155	H	Portland	73 64
												169	A	UC Davis	39 61
												180	H	Santa Clara	55 76
												192	H	Hawaii	58 54
												215	N	SMU	58 68
												223	A	San Francisco	61 79
												233	H	Cal St. Fullerton	63 57
												242	A	San Diego St.	74 69
												259	A	Long Beach St.	52 60
												262	A	LMU (CA)	56 54
												280	N	Indiana St.	67 59
												297	A	UC Irvine	56 51
												297	H	UC Irvine	70 62
												301	A	California Baptist	56 64
												315	H	Cal Poly	41 52
LAST 10 Division I															
315	H	Cal Poly	41 52	297	H	UC Irvine	70 62								
169	A	UC Davis	39 61	192	H	Hawaii	58 54								
297	A	UC Irvine	56 51	242	A	San Diego St.	74 69								
259	A	Long Beach St.	52 60	125	A	San Diego	40 59								
233	H	Cal St. Fullerton	63 57	180	H	Santa Clara	55 76								

Non-Div I Games: Hope Int'l 77 54

CSUN

■ Loss,
 ■ Non-Conf,
 ■ S Site,
 ■ H Home
 ■ A Away
 N Neutral

Average RPI Win: 273		WON-LOST	WINNING	LAST 10	STRENGTH OF	OPP. STRENGTH	TEAM	ADJ.	CONF.	ADJ CONF.
Average RPI Loss: 202		RECORD	PCT. RANK	GAMES	SCHEDULE	OF SCHEDULE	RPI	RPI	RPI	RPI
DIV. I ONLY		4- 13	304	2-8	259	305	315	315	28	28
DIV. I NON-CONF.		2- 8	295	0-3	193	271	314	314	26	26
TOTALS		RPI 1-25	RPI 26-50		W-L RECORDS		RPI 51-100	RPI 101-150	RPI 150+	
4- 13	0- 0	0- 2		OVERALL		0- 1	0- 0		4- 10	
3- 5	0- 0	0- 1		HOME		0- 1	0- 0		3- 3	
1- 8	0- 0	0- 1		AWAY		0- 0	0- 0		1- 7	
0- 0	0- 0	0- 0		NEUTRAL		0- 0	0- 0		0- 0	
2- 8		0- 0	0- 2		NON-CONFERENCE		0- 1	0- 0		2- 5
2- 3		0- 0	0- 1		HOME		0- 1	0- 0		2- 1
0- 5		0- 0	0- 1		AWAY		0- 0	0- 0		0- 4
0- 0		0- 0	0- 0		NEUTRAL		0- 0	0- 0		0- 0
2- 5		0- 0	0- 0		CONFERENCE		0- 0	0- 0		2- 5
1- 2		0- 0	0- 0		HOME		0- 0	0- 0		1- 2
1- 3		0- 0	0- 0		AWAY		0- 0	0- 0		1- 3
0- 0		0- 0	0- 0		NEUTRAL		0- 0	0- 0		0- 0

RPI 1-25				RPI 26-50				RPI 51-100				RPI 101+				Team's RPI: 315	
RPI	S	Opponent	Score	RPI	S	Opponent	Score	RPI	S	Opponent	Score	RPI	S	Opponent	Score		
				30	H	Old Dominion	55 61	70	H	Fresno St.	52 79	169	H	UC Davis	36 42		
				32	A	Arizona St.	41 66					172	A	Saint Mary's (CA)	67 84		
												211	H	Lamar University	57 56		
												216	A	Pepperdine	53 63		
												233	A	Cal St. Fullerton	64 65		
												259	A	Long Beach St.	69 72		
												264	A	UC Santa Barbara	50 52		
												273	A	CSUN	52 41		
												288	A	Denver	66 96		
												289	A	Nevada	40 71		
												297	H	UC Irvine	57 68		
												298	H	UC Riverside	75 70		
												309	H	Sacramento St.	62 43		
												313	H	Seattle U	49 72		
LAST 10 Division I																	
				273	A	CSUN	52 41	264	A	UC Santa Barbara	50 52						
				233	A	Cal St. Fullerton	64 65	259	A	Long Beach St.	69 72						
				169	H	UC Davis	36 42	289	A	Nevada	40 71						
				298	H	UC Riverside	75 70	313	H	Seattle U	49 72						
				297	H	UC Irvine	57 68	172	A	Saint Mary's (CA)	67 84						

Non-Div I Games:	Holy Names	100	35
------------------	------------	-----	----

Cal Poly

■ Loss, ■ Non-Conf, S Site, H Home A Away N Neutral

Average RPI Win: 262		WON-LOST	WINNING	LAST 10	STRENGTH OF	OPP. STRENGTH	TEAM	ADJ.	CONF.	ADJ CONF.
Average RPI Loss: 226		RECORD	PCT. RANK	GAMES	SCHEDULE	OF SCHEDULE	RPI	RPI	RPI	RPI
DIV. I ONLY		11- 8	122	7-3	335	287	233	233	28	28
DIV. I NON-CONF.		8- 5	117	4-0	317	291	207	207	26	26
TOTALS		RPI 1-25	RPI 26-50	W-L RECORDS	RPI 51-100	RPI 101-150	RPI 150+			
11- 8	0- 0		0- 0	OVERALL	0- 0	1- 0	10- 8			
6- 3	0- 0		0- 0	HOME	0- 0	0- 0	6- 3			
5- 5	0- 0		0- 0	AWAY	0- 0	1- 0	4- 5			
0- 0	0- 0		0- 0	NEUTRAL	0- 0	0- 0	0- 0			
8- 5	0- 0		0- 0	NON-CONFERENCE	0- 0	1- 0	7- 5			
4- 2	0- 0		0- 0	HOME	0- 0	0- 0	4- 2			
4- 3	0- 0		0- 0	AWAY	0- 0	1- 0	3- 3			
0- 0	0- 0		0- 0	NEUTRAL	0- 0	0- 0	0- 0			
3- 3	0- 0		0- 0	CONFERENCE	0- 0	0- 0	3- 3			
2- 1	0- 0		0- 0	HOME	0- 0	0- 0	2- 1			
1- 2	0- 0		0- 0	AWAY	0- 0	0- 0	1- 2			
0- 0	0- 0		0- 0	NEUTRAL	0- 0	0- 0	0- 0			

RPI 1-25				RPI 26-50				RPI 51-100				RPI 101+ Team's RPI: 233			
RPI	S	Opponent	Score	RPI	S	Opponent	Score	RPI	S	Opponent	Score	RPI	S	Opponent	Score
												125	A	San Diego	72 67
												184	A	UNLV	64 58
												185	H	Montana	69 71
												192	A	Hawaii	72 79
												212	H	Delaware	55 72
												217	A	Southern Utah	63 79
												223	A	San Francisco	63 71
												242	A	San Diego St.	45 55
												250	A	Grand Canyon	80 70
												259	H	Long Beach St.	69 65
												262	A	LMU (CA)	79 74
												264	A	UC Santa Barbara	70 68
												264	H	UC Santa Barbara	66 75
												273	A	CSUN	57 63
												294	H	Utah St.	83 62
												301	H	California Baptist	97 93
												313	H	Seattle U	81 63
												314	H	Air Force	79 70
												315	H	Cal Poly	65 64
LAST 10 Division I															
				315	H	Cal Poly	65 64	264	A	UC Santa Barbara	70 68				
				264	H	UC Santa Barbara	66 75	313	H	Seattle U	81 63				
				192	A	Hawaii	72 79	314	H	Air Force	79 70				
				273	A	CSUN	57 63	301	H	California Baptist	97 93				
				259	H	Long Beach St.	69 65	125	A	San Diego	72 67				

Non-Div I Games:

Cal St. Fullerton

Loss, Non-Conf, S Site, H Home A Away N Neutral

California

Through Games Of Feb. 2, 2020

Average RPI Win:	210	WON-LOST	WINNING	LAST 10	STRENGTH OF	OPP. STRENGTH	TEAM	ADJ.	CONF.	ADJ CONF.
Average RPI Loss:	53	RECORD	PCT. RANK	GAMES	SCHEDULE	OF SCHEDULE	RPI	RPI	RPI	RPI
DIV. I ONLY	9- 12	220	1-9	27	52	128	128	1	1	
DIV. I NON-CONF.	8- 3	68	0	69	241	61	61	1	1	
TOTALS	RPI 1-25	RPI 26-50	W-L RECORDS	RPI 51-100	RPI 101-150	RPI 150+				
9- 12	0- 6	1- 1	OVERALL	0- 2	1- 3	7- 0				
7- 6	0- 2	1- 1	HOME	0- 1	0- 2	6- 0				
2- 6	0- 4	0- 0	AWAY	0- 1	1- 1	1- 0				
0- 0	0- 0	0- 0	NEUTRAL	0- 0	0- 0	0- 0				
8- 3	0- 2	1- 0	NON-CONFERENCE	0- 0	0- 1	7- 0				
7- 1	0- 1	1- 0	HOME	0- 0	0- 0	6- 0				
1- 2	0- 1	0- 0	AWAY	0- 0	0- 1	1- 0				
0- 0	0- 0	0- 0	NEUTRAL	0- 0	0- 0	0- 0				
1- 9	0- 4	0- 1	CONFERENCE	0- 2	1- 2	0- 0				
0- 5	0- 1	0- 1	HOME	0- 1	0- 2	0- 0				
1- 4	0- 3	0- 0	AWAY	0- 1	1- 0	0- 0				
0- 0	0- 0	0- 0	NEUTRAL	0- 0	0- 0	0- 0				

RPI	S	Opponent	Score	RPI	S	Opponent	Score	RPI	S	Opponent	Score	RPI	S	Opponent	Score	Team's RPI: 128
1	A	Oregon	55 105	41	H	Arkansas	84 80	85	A	Washington St.	66 92	104	H	Utah	62 71	
4	A	Stanford	40 73	48	H	Colorado	50 62	85	H	Washington St.	75 96	124	A	Harvard	53 56	
4	H	Stanford	65 79									133	A	Washington	81 74	
8	A	UConn	61 72									133	H	Washington	64 67	
11	A	Oregon St.	44 81									162	H	Boston U.	73 62	
24	H	Kentucky	61 63									180	H	Santa Clara	69 65	
												242	A	San Diego St.	74 48	
												250	H	Grand Canyon	72 53	
												259	H	Long Beach St.	68 45	
												298	H	UC Riverside	84 61	
												322	H	N.C. Central	90 69	
LAST 10 Division I																
133	A	Washington	81 74	11	A	Oregon St.	44 81									
85	A	Washington St.	66 92	4	H	Stanford	65 79									
48	H	Colorado	50 62	4	A	Stanford	40 73									
104	H	Utah	62 71	85	H	Washington St.	75 96									
1	A	Oregon	55 105	133	H	Washington	64 67									

Non-Div I Games:

California

Loss, Non-Conf, S Site, H Home A Away N Neutral

Average RPI Win: 268		WON-LOST	WINNING	LAST 10	STRENGTH OF	OPP. STRENGTH	TEAM	ADJ.	CONF.	ADJ CONF.
Average RPI Loss: 232		RECORD	PCT. RANK	GAMES	SCHEDULE	OF SCHEDULE	RPI	RPI	RPI	RPI
DIV. I ONLY		8- 12	236	3-7	306	341	301	301	32	32
DIV. I NON-CONF.		6- 6	164	1-1	233	321	235	235	32	32
TOTALS		RPI 1-25	RPI 26-50	W-L RECORDS	RPI 51-100	RPI 101-150	RPI 150+			
8- 12	0- 1		0- 0	OVERALL	0- 0	0- 1	8- 10			
6- 4	0- 0		0- 0	HOME	0- 0	0- 0	6- 4			
2- 5	0- 0		0- 0	AWAY	0- 0	0- 0	2- 5			
0- 3	0- 1		0- 0	NEUTRAL	0- 0	0- 1	0- 1			
6- 6	0- 1		0- 0	NON-CONFERENCE	0- 0	0- 1	6- 4			
5- 1	0- 0		0- 0	HOME	0- 0	0- 0	5- 1			
1- 2	0- 0		0- 0	AWAY	0- 0	0- 0	1- 2			
0- 3	0- 1		0- 0	NEUTRAL	0- 0	0- 1	0- 1			
2- 6	0- 0		0- 0	CONFERENCE	0- 0	0- 0	2- 6			
1- 3	0- 0		0- 0	HOME	0- 0	0- 0	1- 3			
1- 3	0- 0		0- 0	AWAY	0- 0	0- 0	1- 3			
0- 0	0- 0		0- 0	NEUTRAL	0- 0	0- 0	0- 0			

RPI 1-25				RPI 26-50				RPI 51-100				RPI 101+			
RPI	S	Opponent	Score	RPI	S	Opponent	Score	RPI	S	Opponent	Score	RPI	S	Opponent	Team's RPI: Score
4	N	Stanford	78 83									148	N	Houston	75 96
												157	H	Northern Ariz.	98 79
												199	H	CSU Bakersfield	61 66
												226	N	Bowling Green	60 98
												231	A	Idaho St.	74 68
												233	A	Cal St. Fullerton	93 97
												242	H	San Diego St.	68 80
												248	A	UMKC	65 75
												250	H	Grand Canyon	58 62
												259	H	Long Beach St.	79 70
												264	H	UC Santa Barbara	85 81
												273	H	CSUN	64 56
												284	H	Alabama A&M	60 55
												298	A	UC Riverside	64 80
												300	A	UTRGV	68 87
												313	H	Seattle U	49 83
												319	A	New Mexico St.	56 57
												324	H	Utah Valley	80 67
												348	A	Chicago St.	80 65
LAST 10 Division I															
				313	H	Seattle U	49 83	199	H	CSU Bakersfield	61 66				
				324	H	Utah Valley	80 67	300	A	UTRGV	68 87				
				248	A	UMKC	65 75	319	A	New Mexico St.	56 57				
				348	A	Chicago St.	80 65	242	H	San Diego St.	68 80				
				250	H	Grand Canyon	58 62	231	A	Idaho St.	74 68				

Non-Div I Games:	Ottawa (AZ)	103	75	LIFE Pacific	93	48
------------------	-------------	-----	----	--------------	----	----

California Baptist

■ Loss, ■ Non-Conf, S Site, H Home A Away N Neutral

Average RPI Win:	260	WON-LOST	WINNING	LAST 10	STRENGTH OF	OPP. STRENGTH	TEAM	ADJ.	CONF.	ADJ CONF.
Average RPI Loss:	199	RECORD	PCT. RANK	GAMES	SCHEDULE	OF SCHEDULE	RPI	RPI	RPI	RPI
DIV. I ONLY	13- 5	51	9-1	309	335	134	134	26	26	
DIV. I NON-CONF.	3- 4	201	0	284	284	230	230	28	28	
TOTALS	RPI 1-25	RPI 26-50	W-L RECORDS	RPI 51-100	RPI 101-150	RPI 150+				
13- 5	0- 0	0- 1	OVERALL	0- 1	0- 0	13- 3				
7- 0	0- 0	0- 0	HOME	0- 0	0- 0	7- 0				
6- 5	0- 0	0- 1	AWAY	0- 1	0- 0	6- 3				
0- 0	0- 0	0- 0	NEUTRAL	0- 0	0- 0	0- 0				
3- 4	0- 0	0- 1	NON-CONFERENCE	0- 1	0- 0	3- 2				
2- 0	0- 0	0- 0	HOME	0- 0	0- 0	2- 0				
1- 4	0- 0	0- 1	AWAY	0- 1	0- 0	1- 2				
0- 0	0- 0	0- 0	NEUTRAL	0- 0	0- 0	0- 0				
10- 1	0- 0	0- 0	CONFERENCE	0- 0	0- 0	10- 1				
5- 0	0- 0	0- 0	HOME	0- 0	0- 0	5- 0				
5- 1	0- 0	0- 0	AWAY	0- 0	0- 0	5- 1				
0- 0	0- 0	0- 0	NEUTRAL	0- 0	0- 0	0- 0				

RPI 1-25			RPI 26-50			RPI 51-100			RPI 101+ Team's RPI: 134		
RPI	S	Opponent	Score	RPI	S	Opponent	Score	RPI	S	Opponent	Score
				30	A	Old Dominion	44 59	93	A	Wake Forest	46 74
								152	H	UNC Greensboro	72 64
								156	A	Hampton	68 31
								210	H	High Point	73 36
								220	H	Kennesaw St.	63 51
								230	A	Radford	43 32
								234	H	Gardner-Webb	48 44
								238	A	UNC Asheville	52 60
								257	H	Winthrop	63 47
								265	A	Longwood	70 55
								303	A	Presbyterian	53 47
								312	A	Hofstra	55 58
								322	A	N.C. Central	64 67
								337	A	Western Caro.	61 40
								338	A	USC Upstate	80 72
								338	H	USC Upstate	50 38
								339	H	Charleston So.	61 36
LAST 10 Division I											
				338	A	USC Upstate	80 72	156	A	Hampton	68 31
				230	A	Radford	43 32	234	H	Gardner-Webb	48 44
				339	H	Charleston So.	61 36	265	A	Longwood	70 55
				303	A	Presbyterian	53 47	238	A	UNC Asheville	52 60
				257	H	Winthrop	63 47	338	H	USC Upstate	50 38

Non-Div I Games: St. Andrews 122 56 Bluefield Col. 65 41

Campbell

Loss, Non-Conf, S Site, H Home A Away N Neutral

Average RPI Win: 285		WON-LOST	WINNING	LAST 10	STRENGTH OF	OPP. STRENGTH	TEAM	ADJ.	CONF.	ADJ CONF.
Average RPI Loss: 215		RECORD	PCT. RANK	GAMES	SCHEDULE	OF SCHEDULE	RPI	RPI	RPI	RPI
DIV. I ONLY		2- 17	338	1-9	292	314	341	341	24	24
DIV. I NON-CONF.		1- 8	322	0	299	303	342	342	25	25
TOTALS		RPI 1-25	RPI 26-50	W-L RECORDS	RPI 51-100	RPI 101-150	RPI 150+			
2- 17	0- 0		0- 0	OVERALL	0- 4	0- 0	2- 13			
1- 6	0- 0		0- 0	HOME	0- 3	0- 0	1- 3			
1- 10	0- 0		0- 0	AWAY	0- 1	0- 0	1- 9			
0- 1	0- 0		0- 0	NEUTRAL	0- 0	0- 0	0- 1			
1- 8	0- 0		0- 0	NON-CONFERENCE	0- 2	0- 0	1- 6			
1- 2	0- 0		0- 0	HOME	0- 1	0- 0	1- 1			
0- 5	0- 0		0- 0	AWAY	0- 1	0- 0	0- 4			
0- 1	0- 0		0- 0	NEUTRAL	0- 0	0- 0	0- 1			
1- 9	0- 0		0- 0	CONFERENCE	0- 2	0- 0	1- 7			
0- 4	0- 0		0- 0	HOME	0- 2	0- 0	0- 2			
1- 5	0- 0		0- 0	AWAY	0- 0	0- 0	1- 5			
0- 0	0- 0		0- 0	NEUTRAL	0- 0	0- 0	0- 0			

RPI 1-25				RPI 26-50				RPI 51-100				RPI 101+ Team's RPI: 341			
RPI	S	Opponent	Score	RPI	S	Opponent	Score	RPI	S	Opponent	Score	RPI	S	Opponent	Score
								80	H	Marist	59 90	164	A	Toledo	65 83
								83	H	Colgate	69 90	165	A	Quinnipiac	71 74
								86	H	Rider	57 70	205	A	Fairfield	70 72
								92	A	Buffalo	55 71	218	A	Manhattan	50 68
												228	A	Youngstown St.	59 87
												249	A	Niagara	62 81
												254	A	Stetson	52 68
												277	N	Appalachian St.	57 74
												279	A	Monmouth	71 62
												291	H	St. Bonaventure	84 82
												293	A	Vermont	53 76
												306	A	Siena	43 72
												306	H	Siena	63 68
												311	H	Albany (NY)	53 70
												336	H	Saint Peter's	68 86
LAST 10 Division I															
				306	A	Siena	43 72	205	A	Fairfield	70 72				
				249	A	Niagara	62 81	306	H	Siena	63 68				
				336	H	Saint Peter's	68 86	80	H	Marist	59 90				
				86	H	Rider	57 70	279	A	Monmouth	71 62				
				165	A	Quinnipiac	71 74	218	A	Manhattan	50 68				

Non-Div I Games:

Canisius

■ Loss, ■ Non-Conf, S Site, H Home A Away N Neutral

Central Ark.

Through Games Of Feb. 2, 2020

Average RPI Win:	290	WON-LOST	WINNING	LAST 10	STRENGTH OF	OPP. STRENGTH	TEAM	ADJ.	CONF.	ADJ CONF.
Average RPI Loss:	134	RECORD	PCT. RANK	GAMES	SCHEDULE	OF SCHEDULE	RPI	RPI	RPI	RPI
DIV. I ONLY	6- 11	253	4-6	166	278	214	214	23	23	
DIV. I NON-CONF.	1- 5	313	0	27	149	212	212	20	20	
TOTALS	RPI 1-25	RPI 26-50	W-L RECORDS	RPI 51-100	RPI 101-150	RPI 150+				
6- 11	0- 1	0- 1	OVERALL	0- 0	0- 5	6- 4				
2- 3	0- 0	0- 0	HOME	0- 0	0- 2	2- 1				
4- 8	0- 1	0- 1	AWAY	0- 0	0- 3	4- 3				
0- 0	0- 0	0- 0	NEUTRAL	0- 0	0- 0	0- 0				
1- 5	0- 1	0- 1	NON-CONFERENCE	0- 0	0- 1	1- 2				
1- 0	0- 0	0- 0	HOME	0- 0	0- 0	1- 0				
0- 5	0- 1	0- 1	AWAY	0- 0	0- 1	0- 2				
0- 0	0- 0	0- 0	NEUTRAL	0- 0	0- 0	0- 0				
5- 6	0- 0	0- 0	CONFERENCE	0- 0	0- 4	5- 2				
1- 3	0- 0	0- 0	HOME	0- 0	0- 2	1- 1				
4- 3	0- 0	0- 0	AWAY	0- 0	0- 2	4- 1				
0- 0	0- 0	0- 0	NEUTRAL	0- 0	0- 0	0- 0				

RPI 1-25				RPI 26-50				RPI 51-100				RPI 101+ Team's RPI: 214			
RPI	S	Opponent	Score	RPI	S	Opponent	Score	RPI	S	Opponent	Score	RPI	S	Opponent	Score
18	A	Texas A&M	46 76	43	A	Tennessee	36 63					115	A	SFA	41 102
												121	H	Abilene Christian	64 74
												123	A	A&M-Corpus Christi	47 67
												142	A	Tulane	38 65
												143	H	Sam Houston St.	54 72
												158	H	New Orleans	37 49
												166	H	Jackson St.	57 54
												175	A	Little Rock	48 63
												209	A	Northern Ky.	56 72
												222	A	Southeastern La.	42 63
												285	A	Nicholls St.	53 46
												304	A	Incarinate Word	47 37
												310	H	Houston Baptist	63 39
												332	A	McNeese	70 57
												342	A	Northwestern St.	51 44
LAST 10 Division I															
342	A	Northwestern St.	51 44	143	H	Sam Houston St.	54 72								
222	A	Southeastern La.	42 63	158	H	New Orleans	37 49								
121	H	Abilene Christian	64 74	332	A	McNeese	70 57								
285	A	Nicholls St.	53 46	310	H	Houston Baptist	63 39								
115	A	SFA	41 102	123	A	A&M-Corpus Christi	47 67								

Non-Div I Games: Hendrix 104 28 Central Baptist 66 43 Crowley's Ridge 82 26

Central Ark.

Loss, Non-Conf, S Site, H Home A Away N Neutral

Average RPI Win:	307	WON-LOST	WINNING	LAST 10	STRENGTH OF	OPP. STRENGTH	TEAM	ADJ.	CONF.	ADJ CONF.
Average RPI Loss:	212	RECORD	PCT. RANK	GAMES	SCHEDULE	OF SCHEDULE	RPI	RPI	RPI	RPI
DIV. I ONLY	2- 19	341	1-9	293	327	344	344	30	30	
DIV. I NON-CONF.	1- 10	329	0	280	259	330	330	29	29	
TOTALS	RPI 1-25	RPI 26-50	W-L RECORDS	RPI 51-100	RPI 101-150	RPI 150+				
2- 19	0- 0	0- 1	OVERALL	0- 2	0- 3	2- 13				
1- 7	0- 0	0- 0	HOME	0- 0	0- 1	1- 6				
1- 12	0- 0	0- 1	AWAY	0- 2	0- 2	1- 7				
0- 0	0- 0	0- 0	NEUTRAL	0- 0	0- 0	0- 0				
1- 10	0- 0	0- 1	NON-CONFERENCE	0- 2	0- 1	1- 6				
0- 3	0- 0	0- 0	HOME	0- 0	0- 0	0- 3				
1- 7	0- 0	0- 1	AWAY	0- 2	0- 1	1- 3				
0- 0	0- 0	0- 0	NEUTRAL	0- 0	0- 0	0- 0				
1- 9	0- 0	0- 0	CONFERENCE	0- 0	0- 2	1- 7				
1- 4	0- 0	0- 0	HOME	0- 0	0- 1	1- 3				
0- 5	0- 0	0- 0	AWAY	0- 0	0- 1	0- 4				
0- 0	0- 0	0- 0	NEUTRAL	0- 0	0- 0	0- 0				

RPI S	Opponent	Score	RPI S	Opponent	Score	RPI S	Opponent	Score	RPI S	Opponent	Score	Team's RPI: 344
29	A FGCU	60 94	92	A Buffalo	56 61	141	A Lehigh	51 70				
			99	A Duquesne	33 72	147	A Robert Morris	42 80				
						147	H Robert Morris	56 86				
						178	A Fla. Atlantic	54 72				
						203	H UMass Lowell	54 56				
						206	H Merrimack	56 65				
						224	H Brown	73 83				
						225	A Mt. St. Mary's	64 72				
						247	H Saint Francis (PA)	52 64				
						268	H Wagner	66 63				
						271	A Pittsburgh	73 81				
						272	A New Hampshire	59 70				
						282	A Sacred Heart	58 66				
						282	H Sacred Heart	52 54				
						311	H Albany (NY)	63 73				
						331	A Fairleigh Dickinson	47 66				
						333	A LIU Brooklyn	61 63				
						346	A Hartford	61 54				
LAST 10 Division I												
147	A Robert Morris	42 80	333	A LIU Brooklyn	61 63							
282	H Sacred Heart	52 54	206	H Merrimack	56 65							
268	H Wagner	66 63	282	A Sacred Heart	58 66							
331	A Fairleigh Dickinson	47 66	247	H Saint Francis (PA)	52 64							
225	A Mt. St. Mary's	64 72	147	H Robert Morris	56 86							

Non-Div I Games:

Central Conn. St.

■ Loss,
 ■ Non-Conf, S Site,
 ■ Home
 ■ Away
 N Neutral

Average RPI Win:	137	WON-LOST	WINNING	LAST 10	STRENGTH OF	OPP. STRENGTH	TEAM	ADJ.	CONF.	ADJ CONF.
Average RPI Loss:	58	RECORD	PCT. RANK	GAMES	SCHEDULE	OF SCHEDULE	RPI	RPI	RPI	RPI
DIV. I ONLY	16- 4	31	9-1	16	111	17	17	10	10	
DIV. I NON-CONF.	7- 4	100	0-1	17	77	31	31	10	10	
TOTALS	RPI 1-25	RPI 26-50	W-L RECORDS	RPI 51-100	RPI 101-150	RPI 150+				
16- 4	0- 1	0- 1	OVERALL	7- 1	2- 1	7- 0				
8- 1	0- 0	0- 0	HOME	4- 0	1- 1	3- 0				
8- 3	0- 1	0- 1	AWAY	3- 1	1- 0	4- 0				
0- 0	0- 0	0- 0	NEUTRAL	0- 0	0- 0	0- 0				
7- 4	0- 1	0- 1	NON-CONFERENCE	3- 1	1- 1	3- 0				
4- 1	0- 0	0- 0	HOME	2- 0	1- 1	1- 0				
3- 3	0- 1	0- 1	AWAY	1- 1	0- 0	2- 0				
0- 0	0- 0	0- 0	NEUTRAL	0- 0	0- 0	0- 0				
9- 0	0- 0	0- 0	CONFERENCE	4- 0	1- 0	4- 0				
4- 0	0- 0	0- 0	HOME	2- 0	0- 0	2- 0				
5- 0	0- 0	0- 0	AWAY	2- 0	1- 0	2- 0				
0- 0	0- 0	0- 0	NEUTRAL	0- 0	0- 0	0- 0				

RPI 1-25				Team's RPI: 17		RPI 26-50				RPI 51-100				RPI 101+								
RPI	S	Opponent	Score			RPI	S	Opponent	Score			RPI	S	Opponent	Score			RPI	S	Opponent	Score	
3	A	Louisville	63	76		33	A	Western Ky.	58	93		62	A	UCF	58	64		130	H	Northeastern	79	63
												67	A	Ohio	73	71		135	H	Green Bay	105	111
												67	H	Ohio	92	90		150	A	Western Mich.	80	70
												68	A	South Dakota St.	79	74		151	A	Bethune-Cookman	92	67
												76	H	Ball St.	66	39		164	H	Toledo	73	66
												77	H	Dayton	81	80		168	A	Eastern Mich.	89	82
												80	H	Marist	77	54		181	H	Miami (OH)	76	70
												92	A	Buffalo	98	93		196	A	Akron	77	72
																		236	H	Iona	70	50
																		281	A	Oakland	65	47
LAST 10 Division I																						
						67	H	Ohio	92	90		76	H	Ball St.	66	39						
						92	A	Buffalo	98	93		181	H	Miami (OH)	76	70						
						164	H	Toledo	73	66		67	A	Ohio	73	71						
						168	A	Eastern Mich.	89	82		196	A	Akron	77	72						
						150	A	Western Mich.	80	70		62	A	UCF	58	64						

Non-Div I Games:

Central Mich.

■ Loss,
 ■ Non-Conf,
 ■ S Site,
 ■ Home
 ■ A Away
 N Neutral

Charleston So.

Through Games Of Feb. 2, 2020

Average RPI Win:	238	WON-LOST	WINNING	LAST 10	STRENGTH OF	OPP. STRENGTH	TEAM	ADJ.	CONF.	ADJ CONF.
Average RPI Loss:	219	RECORD	PCT. RANK	GAMES	SCHEDULE	OF SCHEDULE	RPI	RPI	RPI	RPI
DIV. I ONLY	1- 17	345	1-9	228	348	339	339	26	26	
DIV. I NON-CONF.	0- 7	338	0	183	341	339	339	28	28	
TOTALS	RPI 1-25	RPI 26-50	W-L RECORDS	RPI 51-100	RPI 101-150	RPI 150+				
1- 17	0- 1	0- 0	OVERALL	0- 1	0- 1	1- 14				
0- 9	0- 0	0- 0	HOME	0- 0	0- 0	0- 9				
1- 8	0- 1	0- 0	AWAY	0- 1	0- 1	1- 5				
0- 0	0- 0	0- 0	NEUTRAL	0- 0	0- 0	0- 0				
0- 7	0- 1	0- 0	NON-CONFERENCE	0- 1	0- 0	0- 5				
0- 4	0- 0	0- 0	HOME	0- 0	0- 0	0- 4				
0- 3	0- 1	0- 0	AWAY	0- 1	0- 0	0- 1				
0- 0	0- 0	0- 0	NEUTRAL	0- 0	0- 0	0- 0				
1- 10	0- 0	0- 0	CONFERENCE	0- 0	0- 1	1- 9				
0- 5	0- 0	0- 0	HOME	0- 0	0- 0	0- 5				
1- 5	0- 0	0- 0	AWAY	0- 0	0- 1	1- 4				
0- 0	0- 0	0- 0	NEUTRAL	0- 0	0- 0	0- 0				

RPI S	Opponent	Score	RPI S	Opponent	Score	RPI S	Opponent	Score	RPI S	Opponent	Score	Team's RPI: 339
23	A Florida St.	36 88				58	A North Carolina	54 85	134	A Campbell	36 61	
									151	H Bethune-Cookman	41 81	
									156	H Hampton	59 64	
									200	H North Dakota	57 73	
									210	H High Point	70 84	
									230	A Radford	35 72	
									234	A Gardner-Webb	45 67	
									234	H Gardner-Webb	52 79	
									238	A UNC Asheville	60 48	
									245	H Col. of Charleston	70 79	
									257	H Winthrop	53 58	
									265	A Longwood	64 84	
									303	H Presbyterian	46 67	
									337	A Western Caro.	64 69	
									338	A USC Upstate	53 70	
									350	H South Carolina St.	75 81	
LAST 10 Division I												
234	A Gardner-Webb	45 67	238	A UNC Asheville	60 48							
303	H Presbyterian	46 67	210	H High Point	70 84							
257	H Winthrop	53 58	265	A Longwood	64 84							
134	A Campbell	36 61	230	A Radford	35 72							
156	H Hampton	59 64	234	H Gardner-Webb	52 79							

Non-Div I Games: Columbia (SC) 76 59 Virginia-Lynchburg 92 55

Charleston So.

Loss, Non-Conf, S Site, H Home A Away N Neutral

Average RPI Win:	189	WON-LOST	WINNING	LAST 10	STRENGTH OF	OPP. STRENGTH	TEAM	ADJ.	CONF.	ADJ CONF.
Average RPI Loss:	73	RECORD	PCT. RANK	GAMES	SCHEDULE	OF SCHEDULE	RPI	RPI	RPI	RPI
DIV. I ONLY	14- 6	59	6-4	127	97	66	66	13	13	
DIV. I NON-CONF.	9- 2	38	1-0	166	69	56	56	14	14	
TOTALS	RPI 1-25	RPI 26-50	W-L RECORDS	RPI 51-100	RPI 101-150	RPI 150+				
14- 6	0- 1	0- 2	OVERALL	3- 1	3- 1	8- 1				
7- 2	0- 0	0- 1	HOME	0- 0	1- 1	6- 0				
5- 4	0- 1	0- 1	AWAY	2- 1	1- 0	2- 1				
2- 0	0- 0	0- 0	NEUTRAL	1- 0	1- 0	0- 0				
9- 2	0- 1	0- 0	NON-CONFERENCE	3- 0	2- 1	4- 0				
4- 1	0- 0	0- 0	HOME	0- 0	1- 1	3- 0				
3- 1	0- 1	0- 0	AWAY	2- 0	0- 0	1- 0				
2- 0	0- 0	0- 0	NEUTRAL	1- 0	1- 0	0- 0				
5- 4	0- 0	0- 2	CONFERENCE	0- 1	1- 0	4- 1				
3- 1	0- 0	0- 1	HOME	0- 0	0- 0	3- 0				
2- 3	0- 0	0- 1	AWAY	0- 1	1- 0	1- 1				
0- 0	0- 0	0- 0	NEUTRAL	0- 0	0- 0	0- 0				

RPI S	Opponent	Score	RPI S	Opponent	Score	RPI S	Opponent	Score	RPI S	Opponent	Score
24	A Kentucky	39 86	30	A Old Dominion	51 54	59	A Middle Tenn.	59 83	111	A UAB	83 75
			33	H Western Ky.	56 60	61	N Boston College	84 68	116	H Fordham	51 76
						93	A Wake Forest	77 65	132	H Richmond	78 59
						96	A Davidson	75 64	142	N Tulane	60 56
									178	A Fla. Atlantic	44 65
									194	H Southern Miss.	63 59
									212	H Delaware	61 57
									234	H Gardner-Webb	74 49
									235	H Louisiana Tech	55 37
									258	H Marshall	52 46
									274	A East Carolina	59 47
									283	A FIU	64 50
									323	H UMES	64 44
LAST 10 Division I											
194	H Southern Miss.	63 59	258	H Marshall	52 46						
235	H Louisiana Tech	55 37	30	A Old Dominion	51 54						
283	A FIU	64 50	59	A Middle Tenn.	59 83						
178	A Fla. Atlantic	44 65	111	A UAB	83 75						
33	H Western Ky.	56 60	323	H UMES	64 44						

Non-Div I Games:

Charlotte

■ Loss,
 ■ Non-Conf, S Site,
 ■ Home
 ■ Away
 N Neutral

Chattanooga

Through Games Of Feb. 2, 2020

Average RPI Win:	234	WON-LOST	WINNING	LAST 10	STRENGTH OF	OPP. STRENGTH	TEAM	ADJ.	CONF.	ADJ CONF.
Average RPI Loss:	122	RECORD	PCT. RANK	GAMES	SCHEDULE	OF SCHEDULE	RPI	RPI	RPI	RPI
DIV. I ONLY	5- 16	300	4-6	68	156	219	219	25	25	
DIV. I NON-CONF.	1- 13	337	0-3	13	96	213	213	22	22	
TOTALS	RPI 1-25	RPI 26-50	W-L RECORDS	RPI 51-100	RPI 101-150	RPI 150+				
5- 16	0- 2	0- 1	OVERALL	0- 6	1- 1	4- 6				
2- 6	0- 0	0- 1	HOME	0- 2	0- 0	2- 3				
3- 10	0- 2	0- 0	AWAY	0- 4	1- 1	2- 3				
0- 0	0- 0	0- 0	NEUTRAL	0- 0	0- 0	0- 0				
1- 13	0- 2	0- 1	NON-CONFERENCE	0- 6	1- 0	0- 4				
0- 6	0- 0	0- 1	HOME	0- 2	0- 0	0- 3				
1- 7	0- 2	0- 0	AWAY	0- 4	1- 0	0- 1				
0- 0	0- 0	0- 0	NEUTRAL	0- 0	0- 0	0- 0				
4- 3	0- 0	0- 0	CONFERENCE	0- 0	0- 1	4- 2				
2- 0	0- 0	0- 0	HOME	0- 0	0- 0	2- 0				
2- 3	0- 0	0- 0	AWAY	0- 0	0- 1	2- 2				
0- 0	0- 0	0- 0	NEUTRAL	0- 0	0- 0	0- 0				

RPI	S	Opponent	Score	RPI	S	Opponent	Score	RPI	S	Opponent	Score	RPI	S	Opponent	Score	Team's RPI: 219
3	A	Louisville	37 86	26	H	Purdue	34 66	63	A	Belmont	50 63	113	A	Liberty	71 54	
16	A	NC State	38 74					64	H	Troy	51 90	145	A	Samford	46 60	
								67	H	Ohio	58 70	152	A	UNC Greensboro	41 49	
								68	A	South Dakota St.	56 71	156	H	Hampton	55 84	
								69	A	UT Martin	51 78	190	H	Furman	60 52	
								90	A	Cincinnati	53 72	198	H	Austin Peay	49 50	
												221	H	Northern Colo.	42 59	
												261	A	ETSU	91 82	
												267	H	Wofford	80 76	
												278	A	Eastern Ky.	65 71	
												329	A	Mercer	48 55	
												337	A	Western Caro.	59 52	
LAST 10 Division I																
261	A	ETSU	91 82	152	A	UNC Greensboro	41 49									
329	A	Mercer	48 55	337	A	Western Caro.	59 52									
145	A	Samford	46 60	67	H	Ohio	58 70									
190	H	Furman	60 52	16	A	NC State	38 74									
267	H	Wofford	80 76	64	H	Troy	51 90									

Non-Div I Games:

Chattanooga

■ Loss,
■ Non-Conf, S Site,
■ Home
■ Away
N Neutral

Average RPI Win:	199	WON-LOST	WINNING	LAST 10	STRENGTH OF	OPP. STRENGTH	TEAM	ADJ.	CONF.	ADJ CONF.
Average RPI Loss:	231	RECORD	PCT. RANK	GAMES	SCHEDULE	OF SCHEDULE	RPI	RPI	RPI	RPI
DIV. I ONLY	1- 20	348	1-9	313	313	348	348	32	32	
DIV. I NON-CONF.	0- 13	338	0-2	272	248	343	343	32	32	
TOTALS	RPI 1-25	RPI 26-50	W-L RECORDS	RPI 51-100	RPI 101-150	RPI 150+				
1- 20	0- 0	0- 1	OVERALL	0- 0	0- 4	1- 15				
0- 9	0- 0	0- 1	HOME	0- 0	0- 2	0- 6				
1- 10	0- 0	0- 0	AWAY	0- 0	0- 2	1- 8				
0- 1	0- 0	0- 0	NEUTRAL	0- 0	0- 0	0- 1				
0- 13	0- 0	0- 1	NON-CONFERENCE	0- 0	0- 4	0- 8				
0- 6	0- 0	0- 1	HOME	0- 0	0- 2	0- 3				
0- 6	0- 0	0- 0	AWAY	0- 0	0- 2	0- 4				
0- 1	0- 0	0- 0	NEUTRAL	0- 0	0- 0	0- 1				
1- 7	0- 0	0- 0	CONFERENCE	0- 0	0- 0	1- 7				
0- 3	0- 0	0- 0	HOME	0- 0	0- 0	0- 3				
1- 4	0- 0	0- 0	AWAY	0- 0	0- 0	1- 4				
0- 0	0- 0	0- 0	NEUTRAL	0- 0	0- 0	0- 0				

RPI 1-25			RPI 26-50			RPI 51-100			RPI 101+			Team's RPI: 348
RPI	S	Opponent	Score	RPI	S	Opponent	Score	RPI	S	Opponent	Score	
				27	H	Arizona	50 82					
								112	A	UT Arlington	53 84	
								114	H	Loyola Chicago	53 98	
								135	H	Green Bay	46 102	
								150	A	Western Mich.	69 90	
								160	A	Valparaiso	49 95	
								161	A	Illinois	66 96	
								199	A	CSU Bakersfield	60 58	
								213	H	Western Ill.	78 88	
								248	A	UMKC	57 73	
								250	A	Grand Canyon	49 69	
								264	N	UC Santa Barbara	65 96	
								281	H	Oakland	70 98	
								289	A	Nevada	60 80	
								300	H	UTRGV	67 87	
								301	H	California Baptist	65 80	
								313	A	Seattle U	51 80	
								319	H	New Mexico St.	60 73	
								324	A	Utah Valley	58 89	
								326	A	Evansville	42 76	
								335	H	UIC	61 73	
LAST 10 Division I												
				248	A	UMKC	57 73					
				301	H	California Baptist	65 80					
				199	A	CSU Bakersfield	60 58					
				250	A	Grand Canyon	49 69					
				300	H	UTRGV	67 87					
				319	H	New Mexico St.	60 73					
				313	A	Seattle U	51 80					
				324	A	Utah Valley	58 89					
				160	A	Valparaiso	49 95					
				326	A	Evansville	42 76					

Non-Div I Games:

Chicago St.

Average RPI Win: 168	WON-LOST	WINNING	LAST 10	STRENGTH OF	OPP. STRENGTH	TEAM	ADJ.	CONF.	ADJ CONF.
Average RPI Loss: 62	RECORD	PCT. RANK	GAMES	SCHEDULE	OF SCHEDULE	RPI	RPI	RPI	RPI
DIV. I ONLY	14- 7	74	7-3	134	38	90	90	9	9
DIV. I NON-CONF.	9- 4	84	2-0	254	27	158	158	9	9
TOTALS	RPI 1-25	RPI 26-50	W-L RECORDS	RPI 51-100	RPI 101-150	RPI 150+			
14- 7	0- 3	0- 0	OVERALL	4- 3	3- 1	7- 0			
11- 2	0- 1	0- 0	HOME	4- 1	2- 0	5- 0			
3- 3	0- 1	0- 0	AWAY	0- 1	1- 1	2- 0			
0- 2	0- 1	0- 0	NEUTRAL	0- 1	0- 0	0- 0			
9- 4	0- 2	0- 0	NON-CONFERENCE	1- 2	2- 0	6- 0			
7- 2	0- 1	0- 0	HOME	1- 1	1- 0	5- 0			
2- 0	0- 0	0- 0	AWAY	0- 0	1- 0	1- 0			
0- 2	0- 1	0- 0	NEUTRAL	0- 1	0- 0	0- 0			
5- 3	0- 1	0- 0	CONFERENCE	3- 1	1- 1	1- 0			
4- 0	0- 0	0- 0	HOME	3- 0	1- 0	0- 0			
1- 3	0- 1	0- 0	AWAY	0- 1	0- 1	1- 0			
0- 0	0- 0	0- 0	NEUTRAL	0- 0	0- 0	0- 0			

RPI 1-25				RPI 26-50				RPI 51-100 Team's RPI: 90				RPI 101+			
RPI	S	Opponent	Score	RPI	S	Opponent	Score	RPI	S	Opponent	Score	RPI	S	Opponent	Score
8	A	UConn	50 80					53	H	Temple	86 81	104	H	Utah	68 62
12	N	Iowa	61 69					62	H	UCF	81 64	108	A	VCU	58 56
25	H	Ohio St.	73 78					74	N	Bucknell	48 56	142	A	Tulane	59 64
								76	H	Ball St.	63 56	148	H	Houston	85 66
								81	A	South Fla.	68 76	179	A	Memphis	73 66
								81	H	South Fla.	60 55	181	H	Miami (OH)	98 68
								91	H	Saint Louis	50 60	219	H	Chattanooga	72 53
												241	A	Xavier	85 78
												271	H	Pittsburgh	69 53
												284	H	Alabama A&M	62 47
												343	H	Coppin St.	86 40
LAST 10 Division I															
81	H	South Fla.	60 55	62	H	UCF	81 64								
8	A	UConn	50 80	179	A	Memphis	73 66								
53	H	Temple	86 81	81	A	South Fla.	68 76								
148	H	Houston	85 66	343	H	Coppin St.	86 40								
142	A	Tulane	59 64	271	H	Pittsburgh	69 53								

Non-Div I Games:

Cincinnati

■ Loss,
■ Non-Conf,
■ S Site,
■ H Home
■ A Away
N Neutral

Average RPI Win:	227	WON-LOST	WINNING	LAST 10	STRENGTH OF	OPP. STRENGTH	TEAM	ADJ.	CONF.	ADJ CONF.
Average RPI Loss:	71	RECORD	PCT. RANK	GAMES	SCHEDULE	OF SCHEDULE	RPI	RPI	RPI	RPI
DIV. I ONLY	7- 15	272	3-7	50	59	174	174	5	5	
DIV. I NON-CONF.	4- 7	225	0	146	157	232	232	3	3	
TOTALS	RPI 1-25	RPI 26-50	W-L RECORDS	RPI 51-100	RPI 101-150	RPI 150+				
7- 15	0- 6	1- 1	OVERALL	0- 5	1- 1	5- 2				
4- 7	0- 4	1- 0	HOME	0- 1	0- 1	3- 1				
2- 7	0- 1	0- 1	AWAY	0- 4	1- 0	1- 1				
1- 1	0- 1	0- 0	NEUTRAL	0- 0	0- 0	1- 0				
4- 7	0- 3	0- 0	NON-CONFERENCE	0- 1	0- 1	4- 2				
2- 4	0- 1	0- 0	HOME	0- 1	0- 1	2- 1				
1- 2	0- 1	0- 0	AWAY	0- 0	0- 0	1- 1				
1- 1	0- 1	0- 0	NEUTRAL	0- 0	0- 0	1- 0				
3- 8	0- 3	1- 1	CONFERENCE	0- 4	1- 0	1- 0				
2- 3	0- 3	1- 0	HOME	0- 0	0- 0	1- 0				
1- 5	0- 0	0- 1	AWAY	0- 4	1- 0	0- 0				
0- 0	0- 0	0- 0	NEUTRAL	0- 0	0- 0	0- 0				

RPI 1-25				RPI 26-50				RPI 51-100				RPI 101+ Team's RPI: 174			
RPI	S	Opponent	Score	RPI	S	Opponent	Score	RPI	S	Opponent	Score	RPI	S	Opponent	Score
2	H	South Carolina	48 84	34	A	Virginia Tech	50 71	58	A	North Carolina	72 86	105	A	Notre Dame	71 55
3	H	Louisville	50 75	42	H	Duke	62 58	60	A	Miami (FL)	64 68	127	H	N.C. A&T	74 82
9	N	Maryland	44 63					71	H	Alabama	54 67	182	A	Penn St.	55 68
12	A	Iowa	60 74					88	A	Georgia Tech	47 49	190	H	Furman	77 71
16	H	NC State	60 79					93	A	Wake Forest	58 63	271	H	Pittsburgh	75 67
23	H	Florida St.	64 81									290	H	Navy	52 65
												321	N	Alcorn	77 46
												329	A	Mercer	65 61
												334	H	Alabama St.	76 43
LAST 10 Division I															
				58	A	North Carolina	72 86	271	H	Pittsburgh	75 67				
				16	H	NC State	60 79	88	A	Georgia Tech	47 49				
				34	A	Virginia Tech	50 71	93	A	Wake Forest	58 63				
				60	A	Miami (FL)	64 68	3	H	Louisville	50 75				
				42	H	Duke	62 58	105	A	Notre Dame	71 55				

Non-Div I Games:

Clemson

■ Loss,
 ■ Non-Conf, S Site,
 ■ Home
 ■ Away
 N Neutral

Average RPI Win:	280	WON-LOST	WINNING	LAST 10	STRENGTH OF	OPP. STRENGTH	TEAM	ADJ.	CONF.	ADJ CONF.
Average RPI Loss:	165	RECORD	PCT. RANK	GAMES	SCHEDULE	OF SCHEDULE	RPI	RPI	RPI	RPI
DIV. I ONLY	14- 6	59	5-5	350	223	195	195	21	21	
DIV. I NON-CONF.	8- 1	27	0	351	209	171	171	19	19	
TOTALS	RPI 1-25	RPI 26-50	W-L RECORDS	RPI 51-100	RPI 101-150	RPI 150+				
14- 6	0- 0	0- 0	OVERALL	0- 2	0- 1	14- 3				
4- 2	0- 0	0- 0	HOME	0- 1	0- 1	4- 0				
10- 4	0- 0	0- 0	AWAY	0- 1	0- 0	10- 3				
0- 0	0- 0	0- 0	NEUTRAL	0- 0	0- 0	0- 0				
8- 1	0- 0	0- 0	NON-CONFERENCE	0- 0	0- 0	8- 1				
1- 0	0- 0	0- 0	HOME	0- 0	0- 0	1- 0				
7- 1	0- 0	0- 0	AWAY	0- 0	0- 0	7- 1				
0- 0	0- 0	0- 0	NEUTRAL	0- 0	0- 0	0- 0				
6- 5	0- 0	0- 0	CONFERENCE	0- 2	0- 1	6- 2				
3- 2	0- 0	0- 0	HOME	0- 1	0- 1	3- 0				
3- 3	0- 0	0- 0	AWAY	0- 1	0- 0	3- 2				
0- 0	0- 0	0- 0	NEUTRAL	0- 0	0- 0	0- 0				

RPI S	Opponent	Score	RPI S	Opponent	Score	RPI S	Opponent	Score	RPI S	Opponent	Score	Team's RPI: 195
						52	A IUPUI	48 58	135	H Green Bay	54 74	
						52	H IUPUI	53 78	196	H Akron	66 62	
									197	A Wright St.	62 78	
									209	A Northern Ky.	73 68	
									226	A Bowling Green	62 89	
									228	H Youngstown St.	60 52	
									240	H Milwaukee	58 49	
									260	A Delaware St.	57 49	
									261	A ETSU	62 54	
									281	A Oakland	79 58	
									291	A St. Bonaventure	65 62	
									296	A Omaha	79 66	
									312	A Hofstra	61 51	
									325	A Detroit Mercy	59 70	
									333	A LIU Brooklyn	79 49	
									335	A UIC	83 43	
									335	H UIC	84 44	
									337	A Western Caro.	68 61	
LAST 10 Division I												
			335	A UIC	83 43		325	A Detroit Mercy	59 70			
			52	A IUPUI	48 58		228	H Youngstown St.	60 52			
			135	H Green Bay	54 74		209	A Northern Ky.	73 68			
			240	H Milwaukee	58 49		197	A Wright St.	62 78			
			281	A Oakland	79 58		52	H IUPUI	53 78			

Non-Div I Games: Davis & Elkins 110 41 Lake Erie 95 49

Cleveland St.

■ Loss,
 ■ Non-Conf,
 ■ S Site,
 ■ Home
 ■ A Away
 N Neutral

Average RPI Win:	252	WON-LOST	WINNING	LAST 10	STRENGTH OF	OPP. STRENGTH	TEAM	ADJ.	CONF.	ADJ CONF.
Average RPI Loss:	132	RECORD	PCT. RANK	GAMES	SCHEDULE	OF SCHEDULE	RPI	RPI	RPI	RPI
DIV. I ONLY	15- 3	21	8-2	334	232	126	126	22	22	
DIV. I NON-CONF.	8- 1	27	1-0	343	286	162	162	21	21	
TOTALS	RPI 1-25	RPI 26-50	W-L RECORDS	RPI 51-100	RPI 101-150	RPI 150+				
15- 3	0- 0	0- 0	OVERALL	0- 1	1- 1	14- 1				
8- 1	0- 0	0- 0	HOME	0- 0	1- 1	7- 0				
6- 2	0- 0	0- 0	AWAY	0- 1	0- 0	6- 1				
1- 0	0- 0	0- 0	NEUTRAL	0- 0	0- 0	1- 0				
8- 1	0- 0	0- 0	NON-CONFERENCE	0- 0	0- 1	8- 0				
4- 1	0- 0	0- 0	HOME	0- 0	0- 1	4- 0				
3- 0	0- 0	0- 0	AWAY	0- 0	0- 0	3- 0				
1- 0	0- 0	0- 0	NEUTRAL	0- 0	0- 0	1- 0				
7- 2	0- 0	0- 0	CONFERENCE	0- 1	1- 0	6- 1				
4- 0	0- 0	0- 0	HOME	0- 0	1- 0	3- 0				
3- 2	0- 0	0- 0	AWAY	0- 1	0- 0	3- 1				
0- 0	0- 0	0- 0	NEUTRAL	0- 0	0- 0	0- 0				

RPI S	Opponent	Score	RPI S	Opponent	Score	RPI S	Opponent	Score	RPI S	Opponent	Score	Team's RPI: 126
						64	A Troy	77 84	112	H UT Arlington	62 56	
									132	H Richmond	67 79	
									152	H UNC Greensboro	63 54	
									154	N Elon	76 65	
									175	A Little Rock	68 48	
									201	A Arkansas St.	61 63	
									237	H George Mason	74 59	
									251	A South Alabama	71 62	
									255	A UNCW	62 43	
									267	A Wofford	78 73	
									276	H Texas St.	75 67	
									277	A Appalachian St.	80 53	
									292	H Ga. Southern	66 59	
									317	H Ark.-Pine Bluff	76 69	
									328	H Georgia St.	87 45	
									337	A Western Caro.	66 43	
									350	H South Carolina St.	85 44	
LAST 10 Division I												
328	H	Georgia St.	87	45	112	H	UT Arlington	62	56			
292	H	Ga. Southern	66	59	276	H	Texas St.	75	67			
201	A	Arkansas St.	61	63	251	A	South Alabama	71	62			
277	A	Appalachian St.	80	53	64	A	Troy	77	84			
175	A	Little Rock	68	48	350	H	South Carolina St.	85	44			

Non-Div I Games: UNC Pembroke 86 44 Wesleyan (GA) 132 32

Coastal Caro.

■ Loss,
 ■ Non-Conf, S Site,
 ■ Home
 ■ Away
 N Neutral

Average RPI Win:	265	WON-LOST	WINNING	LAST 10	STRENGTH OF	OPP. STRENGTH	TEAM	ADJ.	CONF.	ADJ CONF.
Average RPI Loss:	161	RECORD	PCT. RANK	GAMES	SCHEDULE	OF SCHEDULE	RPI	RPI	RPI	RPI
DIV. I ONLY	10- 9	161	5-5	331	235	245	245	14	14	
DIV. I NON-CONF.	6- 4	123	1-0	347	337	273	273	13	13	
TOTALS	RPI 1-25	RPI 26-50	W-L RECORDS	RPI 51-100	RPI 101-150	RPI 150+				
10- 9	0- 0	0- 1	OVERALL	1- 1	0- 2	9- 5				
5- 4	0- 0	0- 1	HOME	1- 0	0- 0	4- 3				
5- 5	0- 0	0- 0	AWAY	0- 1	0- 2	5- 2				
0- 0	0- 0	0- 0	NEUTRAL	0- 0	0- 0	0- 0				
6- 4	0- 0	0- 0	NON-CONFERENCE	0- 1	0- 0	6- 3				
2- 2	0- 0	0- 0	HOME	0- 0	0- 0	2- 2				
4- 2	0- 0	0- 0	AWAY	0- 1	0- 0	4- 1				
0- 0	0- 0	0- 0	NEUTRAL	0- 0	0- 0	0- 0				
4- 5	0- 0	0- 1	CONFERENCE	1- 0	0- 2	3- 2				
3- 2	0- 0	0- 1	HOME	1- 0	0- 0	2- 1				
1- 3	0- 0	0- 0	AWAY	0- 0	0- 2	1- 1				
0- 0	0- 0	0- 0	NEUTRAL	0- 0	0- 0	0- 0				

RPI S	Opponent	Score	RPI S	Opponent	Score	RPI S	Opponent	Score	RPI S	Opponent	Score	Team's RPI: 245
46	H James Madison	53 87	57	H Drexel	73 59	93	A Wake Forest	50 106	130	A Northeastern	68 72	
									144	A William & Mary	60 85	
									152	H UNC Greensboro	56 69	
									154	A Elon	48 90	
									193	H Towson	62 79	
									210	A High Point	79 70	
									212	H Delaware	84 73	
									237	H George Mason	61 72	
									255	H UNCW	67 63	
									257	A Winthrop	84 73	
									303	A Presbyterian	54 58	
									312	A Hofstra	63 60	
									322	H N.C. Central	85 78	
									337	H Western Caro.	73 62	
									339	A Charleston So.	79 70	
									350	A South Carolina St.	76 55	
LAST 10 Division I												
312	A Hofstra	63 60	144	A William & Mary	60 85							
130	A Northeastern	68 72	154	A Elon	48 90							
255	H UNCW	67 63	212	H Delaware	84 73							
46	H James Madison	53 87	57	H Drexel	73 59							
193	H Towson	62 79	337	H Western Caro.	73 62							

Non-Div I Games: Coker 82 57

Col. of Charleston

■ Loss,
 ■ Non-Conf,
 ■ S Site,
 ■ H Home
 ■ A Away
 N Neutral

Average RPI Win: 223	WON-LOST	WINNING	LAST 10	STRENGTH OF	OPP. STRENGTH	TEAM	ADJ.	CONF.	ADJ CONF.
Average RPI Loss: 100	RECORD	PCT. RANK	GAMES	SCHEDULE	OF SCHEDULE	RPI	RPI	RPI	RPI
DIV. I ONLY	15- 6	53	7-3	215	143	83	83	15	15
DIV. I NON-CONF.	8- 3	68	0	201	163	68	68	15	15
<hr/>									
TOTALS	RPI 1-25	RPI 26-50	W-L RECORDS	RPI 51-100	RPI 101-150	RPI 150+			
15- 6	0- 1	1- 0	OVERALL	0- 3	2- 0	12- 2			
10- 0	0- 0	1- 0	HOME	0- 0	1- 0	8- 0			
5- 6	0- 1	0- 0	AWAY	0- 3	1- 0	4- 2			
0- 0	0- 0	0- 0	NEUTRAL	0- 0	0- 0	0- 0			
8- 3	0- 1	1- 0	NON-CONFERENCE	0- 2	1- 0	6- 0			
5- 0	0- 0	1- 0	HOME	0- 0	0- 0	4- 0			
3- 3	0- 1	0- 0	AWAY	0- 2	1- 0	2- 0			
0- 0	0- 0	0- 0	NEUTRAL	0- 0	0- 0	0- 0			
7- 3	0- 0	0- 0	CONFERENCE	0- 1	1- 0	6- 2			
5- 0	0- 0	0- 0	HOME	0- 0	1- 0	4- 0			
2- 3	0- 0	0- 0	AWAY	0- 1	0- 0	2- 2			
0- 0	0- 0	0- 0	NEUTRAL	0- 0	0- 0	0- 0			

RPI 1-25				RPI 26-50				RPI 51-100 Team's RPI: 83				RPI 101+			
RPI	S	Opponent	Score	RPI	S	Opponent	Score	RPI	S	Opponent	Score	RPI	S	Opponent	Score
15	A	Northwestern	44 73	35	H	Yale	70 67	71	A	Alabama	52 72	122	H	Holy Cross	71 60
								74	A	Bucknell	43 66	140	A	Cornell	62 58
								91	A	Saint Louis	51 61	159	A	Lafayette	39 55
												159	H	Lafayette	73 52
												162	A	Boston U.	70 61
												188	A	American	61 63
												188	H	American	63 62
												203	H	UMass Lowell	73 51
												249	H	Niagara	85 72
												268	H	Wagner	74 58
												269	A	Loyola Maryland	76 74
												286	H	Army West Point	100 93
												290	H	Navy	80 55
												306	H	Siena	88 51
												330	A	NJIT	79 52
												341	A	Canisius	90 69
<hr/>															
LAST 10 Division I															
				122	H	Holy Cross	71 60	159	H	Lafayette	73 52				
				159	A	Lafayette	39 55	290	H	Navy	80 55				
				188	H	American	63 62	269	A	Loyola Maryland	76 74				
				74	A	Bucknell	43 66	286	H	Army West Point	100 93				
				162	A	Boston U.	70 61	188	A	American	61 63				

Non-Div I Games:

Colgate

Colorado

Through Games Of Feb. 2, 2020

Average RPI Win:	183	WON-LOST	WINNING	LAST 10	STRENGTH OF	OPP. STRENGTH	TEAM	ADJ.	CONF.	ADJ CONF.
Average RPI Loss:	20	RECORD	PCT. RANK	GAMES	SCHEDULE	OF SCHEDULE	RPI	RPI	RPI	RPI
DIV. I ONLY	14- 7	74	3-7	51	25	48	48	1	1	
DIV. I NON-CONF.	11- 0	1	0	271	183	52	52	1	1	
TOTALS	RPI 1-25	RPI 26-50	W-L RECORDS	RPI 51-100	RPI 101-150	RPI 150+				
14- 7	0- 6	0- 0	OVERALL	2- 0	5- 1	7- 0				
7- 4	0- 3	0- 0	HOME	2- 0	1- 1	4- 0				
6- 3	0- 3	0- 0	AWAY	0- 0	3- 0	3- 0				
1- 0	0- 0	0- 0	NEUTRAL	0- 0	1- 0	0- 0				
11- 0	0- 0	0- 0	NON-CONFERENCE	1- 0	3- 0	7- 0				
6- 0	0- 0	0- 0	HOME	1- 0	1- 0	4- 0				
4- 0	0- 0	0- 0	AWAY	0- 0	1- 0	3- 0				
1- 0	0- 0	0- 0	NEUTRAL	0- 0	1- 0	0- 0				
3- 7	0- 6	0- 0	CONFERENCE	1- 0	2- 1	0- 0				
1- 4	0- 3	0- 0	HOME	1- 0	0- 1	0- 0				
2- 3	0- 3	0- 0	AWAY	0- 0	2- 0	0- 0				
0- 0	0- 0	0- 0	NEUTRAL	0- 0	0- 0	0- 0				

RPI S Opponent	Score	RPI S Opponent	Score	Team's RPI: 48	RPI S Opponent	Score	RPI S Opponent	Score
1 A Oregon	46 104				87 H Southern California	66 53	104 A Utah	80 70
1 H Oregon	53 101				100 H Texas Southern	74 50	104 H Utah	69 84
4 A Stanford	68 76						107 H Wisconsin	74 57
7 H UCLA	62 65						111 N UAB	77 69
11 A Oregon St.	60 72						128 A California	62 50
11 H Oregon St.	52 79						142 A Tulane	62 52
							189 H Jacksonville	66 44
							191 A Wyoming	66 56
							241 A Xavier	62 53
							270 A Colorado St.	79 75
							280 H Indiana St.	59 46
							288 H Denver	96 70
							330 H NJIT	80 57
LAST 10 Division I								
1 H Oregon	53 101	7 H UCLA	62 65					
11 H Oregon St.	52 79	87 H Southern California	66 53					
128 A California	62 50	11 A Oregon St.	60 72					
4 A Stanford	68 76	1 A Oregon	46 104					
104 H Utah	69 84	104 A Utah	80 70					

Non-Div I Games:

Colorado

Loss, Non-Conf, S Site, H Home A Away N Neutral





































Average RPI Win:	283	WON-LOST	WINNING	LAST 10	STRENGTH OF	OPP. STRENGTH	TEAM	ADJ.	CONF.	ADJ CONF.
Average RPI Loss:	154	RECORD	PCT. RANK	GAMES	SCHEDULE	OF SCHEDULE	RPI	RPI	RPI	RPI
DIV. I ONLY	8- 12	236	4-6	260	258	270	270	17	17	
DIV. I NON-CONF.	4- 5	195	0-1	296	275	277	277	24	24	
TOTALS	RPI 1-25	RPI 26-50	W-L RECORDS	RPI 51-100	RPI 101-150	RPI 150+				
8- 12	0- 0	0- 2	OVERALL	0- 1	0- 3	8- 6				
6- 4	0- 0	0- 1	HOME	0- 0	0- 2	6- 1				
2- 8	0- 0	0- 1	AWAY	0- 1	0- 1	2- 5				
0- 0	0- 0	0- 0	NEUTRAL	0- 0	0- 0	0- 0				
4- 5	0- 0	0- 2	NON-CONFERENCE	0- 0	0- 1	4- 2				
3- 2	0- 0	0- 1	HOME	0- 0	0- 0	3- 1				
1- 3	0- 0	0- 1	AWAY	0- 0	0- 1	1- 1				
0- 0	0- 0	0- 0	NEUTRAL	0- 0	0- 0	0- 0				
4- 7	0- 0	0- 0	CONFERENCE	0- 1	0- 2	4- 4				
3- 2	0- 0	0- 0	HOME	0- 0	0- 2	3- 0				
1- 5	0- 0	0- 0	AWAY	0- 1	0- 0	1- 4				
0- 0	0- 0	0- 0	NEUTRAL	0- 0	0- 0	0- 0				

RPI	S	Opponent	Score	RPI	S	Opponent	Score	RPI	S	Opponent	Score	RPI	S	Opponent	Score	Team's RPI: 270
43	A	Tennessee	41	79	70	A	Fresno St.	53	55	101	H	Boise St.	69	72		
48	H	Colorado	75	79						106	A	Idaho	54	61		
										136	H	San Jose St.	53	58		
										183	H	Northern Ill.	75	80		
										184	A	UNLV	52	56		
										191	A	Wyoming	56	49		
										204	A	New Mexico	62	73		
										221	A	Northern Colo.	75	58		
										242	A	San Diego St.	49	59		
										243	A	Tulsa	55	61		
										289	A	Nevada	63	74		
										289	H	Nevada	75	70		
										294	H	Utah St.	56	55		
										298	H	UC Riverside	52	40		
										304	H	Incarinate Word	75	47		
										314	H	Air Force	60	40		
										351	H	Mississippi Val.	65	46		
LAST 10 Division I																
184	A	UNLV	52	56	204	A	New Mexico	62	73							
289	A	Nevada	63	74	136	H	San Jose St.	53	58							
294	H	Utah St.	56	55	191	A	Wyoming	56	49							
70	A	Fresno St.	53	55	289	H	Nevada	75	70							
314	H	Air Force	60	40	243	A	Tulsa	55	61							

Non-Div I Games: Western St. 56 47 Chadron St. 102 51





Colorado St.

Average RPI Win: 226	WON-LOST	WINNING	LAST 10	STRENGTH OF	OPP. STRENGTH	TEAM	ADJ.	CONF.	ADJ CONF.
Average RPI Loss: 147	RECORD	PCT. RANK	GAMES	SCHEDULE	OF SCHEDULE	RPI	RPI	RPI	RPI
DIV. I ONLY	11- 6	91	7-3	297	151	173	173	8	8
DIV. I NON-CONF.	9- 4	84	5-1	334	218	187	187	8	8
TOTALS	RPI 1-25	RPI 26-50	W-L RECORDS	RPI 51-100	RPI 101-150	RPI 150+			
11- 6	0- 0	0- 1	OVERALL	1- 2	3- 1	7- 2			
8- 2	0- 0	0- 1	HOME	1- 0	2- 0	5- 1			
3- 4	0- 0	0- 0	AWAY	0- 2	1- 1	2- 1			
0- 0	0- 0	0- 0	NEUTRAL	0- 0	0- 0	0- 0			
9- 4	0- 0	0- 0	NON-CONFERENCE	1- 2	2- 0	6- 2			
6- 1	0- 0	0- 0	HOME	1- 0	1- 0	4- 1			
3- 3	0- 0	0- 0	AWAY	0- 2	1- 0	2- 1			
0- 0	0- 0	0- 0	NEUTRAL	0- 0	0- 0	0- 0			
2- 2	0- 0	0- 1	CONFERENCE	0- 0	1- 1	1- 0			
2- 1	0- 0	0- 1	HOME	0- 0	1- 0	1- 0			
0- 1	0- 0	0- 0	AWAY	0- 0	0- 1	0- 0			
0- 0	0- 0	0- 0	NEUTRAL	0- 0	0- 0	0- 0			

RPI S	Opponent	Score	RPI S	Opponent	Score	RPI S	Opponent	Score	RPI S	Opponent	Score	Team's RPI: 173
			35  Yale	60  85		92  Buffalo	75  82		116  Fordham	70 51		
						96  Davidson	63 60		140  Cornell	77  80		
						97  Vanderbilt	51  72		140  Cornell	76 66		
									147  Robert Morris	61 59		
									208  Saint Joseph's	57  71		
									224  Brown	74 60		
									239  Georgetown	54 49		
									240  Milwaukee	74 46		
									286  Army West Point	71 62		
									311  Albany (NY)	78  82		
									329  Mercer	77 48		
									330  NJIT	99 43		
									340  Tennessee St.	75 65		
LAST 10 Division I												
			224  Brown	74 60		340  Tennessee St.	75 65					
			35  Yale	60  85		97  Vanderbilt	51  72					
			140  Cornell	77  80		330  NJIT	99 43					
			140  Cornell	76 66		96  Davidson	63 60					
			329  Mercer	77 48		239  Georgetown	54 49					

Non-Div I Games:

Columbia

 Loss,
  Non-Conf,
 S Site,
  Home
  Away
 N Neutral

Average RPI Win:	0	WON-LOST	WINNING	LAST 10	STRENGTH OF	OPP. STRENGTH	TEAM	ADJ.	CONF.	ADJ CONF.
Average RPI Loss:	188	RECORD	PCT. RANK	GAMES	SCHEDULE	OF SCHEDULE	RPI	RPI	RPI	RPI
DIV. I ONLY	0- 20	349	0-10	207	291	343	343	29	29	
DIV. I NON-CONF.	0- 12	338	0-2	142	203	325	325	30	30	
TOTALS	RPI 1-25	RPI 26-50	W-L RECORDS	RPI 51-100	RPI 101-150	RPI 150+				
0- 20	0- 0	0- 3	OVERALL	0- 3	0- 2	0- 12				
0- 7	0- 0	0- 0	HOME	0- 0	0- 1	0- 6				
0- 13	0- 0	0- 3	AWAY	0- 3	0- 1	0- 6				
0- 0	0- 0	0- 0	NEUTRAL	0- 0	0- 0	0- 0				
0- 12	0- 0	0- 3	NON-CONFERENCE	0- 3	0- 1	0- 5				
0- 2	0- 0	0- 0	HOME	0- 0	0- 0	0- 2				
0- 10	0- 0	0- 3	AWAY	0- 3	0- 1	0- 3				
0- 0	0- 0	0- 0	NEUTRAL	0- 0	0- 0	0- 0				
0- 8	0- 0	0- 0	CONFERENCE	0- 0	0- 1	0- 7				
0- 5	0- 0	0- 0	HOME	0- 0	0- 1	0- 4				
0- 3	0- 0	0- 0	AWAY	0- 0	0- 0	0- 3				
0- 0	0- 0	0- 0	NEUTRAL	0- 0	0- 0	0- 0				

RPI S	Opponent	Score	RPI S	Opponent	Score	RPI S	Opponent	Score	RPI S	Opponent	Score	Team's RPI: 343
39	A West Virginia	47 82	68	A South Dakota St.	41 94	127	H N.C. A&T	38 84				
45	A Rutgers	33 107	77	A Dayton	48 78	146	A George Washington	35 54				
47	A South Dakota	44 82	90	A Cincinnati	40 86	151	A Bethune-Cookman	51 82				
						176	H Norfolk St.	48 85				
						202	A La Salle	46 79				
						232	H Morgan St.	42 47				
						249	H Niagara	67 82				
						258	A Marshall	47 60				
						260	A Delaware St.	55 72				
						263	H Howard	54 66				
						302	A UMBC	48 71				
						336	H Saint Peter's	57 82				
						349	A Florida A&M	48 58				
						350	H South Carolina St.	60 71				
LAST 10 Division I												
260	A Delaware St.	55 72	151	A Bethune-Cookman	51 82							
263	H Howard	54 66	176	H Norfolk St.	48 85							
232	H Morgan St.	42 47	350	H South Carolina St.	60 71							
127	H N.C. A&T	38 84	77	A Dayton	48 78							
349	A Florida A&M	48 58	90	A Cincinnati	40 86							

Non-Div I Games:

Coppin St.

Average RPI Win:	256	WON-LOST	WINNING	LAST 10	STRENGTH OF	OPP. STRENGTH	TEAM	ADJ.	CONF.	ADJ CONF.
Average RPI Loss:	91	RECORD	PCT. RANK	GAMES	SCHEDULE	OF SCHEDULE	RPI	RPI	RPI	RPI
DIV. I ONLY	9- 7	136	5-5	114	229	140	140	8	8	
DIV. I NON-CONF.	7- 5	131	3-3	185	251	147	147	8	8	
TOTALS	RPI 1-25	RPI 26-50	W-L RECORDS	RPI 51-100	RPI 101-150	RPI 150+				
9- 7	0- 1	0- 2	OVERALL	0- 2	0- 0	9- 2				
5- 4	0- 0	0- 1	HOME	0- 2	0- 0	5- 1				
4- 3	0- 1	0- 1	AWAY	0- 0	0- 0	4- 1				
0- 0	0- 0	0- 0	NEUTRAL	0- 0	0- 0	0- 0				
7- 5	0- 1	0- 1	NON-CONFERENCE	0- 2	0- 0	7- 1				
3- 3	0- 0	0- 0	HOME	0- 2	0- 0	3- 1				
4- 2	0- 1	0- 1	AWAY	0- 0	0- 0	4- 0				
0- 0	0- 0	0- 0	NEUTRAL	0- 0	0- 0	0- 0				
2- 2	0- 0	0- 1	CONFERENCE	0- 0	0- 0	2- 1				
2- 1	0- 0	0- 1	HOME	0- 0	0- 0	2- 0				
0- 1	0- 0	0- 0	AWAY	0- 0	0- 0	0- 1				
0- 0	0- 0	0- 0	NEUTRAL	0- 0	0- 0	0- 0				

RPI 1-25				RPI 26-50				RPI 51-100				RPI 101+ Team's RPI: 140			
RPI	S	Opponent	Score	RPI	S	Opponent	Score	RPI	S	Opponent	Score	RPI	S	Opponent	Score
22	A	TCU	49 59	35	H	Yale	67 74	83	H	Colgate	58 62	173	A	Columbia	66 76
				39	A	West Virginia	62 68	99	H	Duquesne	62 72	173	H	Columbia	80 77
												187	H	Binghamton	56 59
												203	A	UMass Lowell	70 56
												224	H	Brown	74 63
												249	H	Niagara	82 59
												260	A	Delaware St.	77 51
												261	H	ETSU	71 43
												291	A	St. Bonaventure	70 42
												311	A	Albany (NY)	71 51
												330	H	NJIT	68 44
LAST 10 Division I															
35	H	Yale	67 74	39	A	West Virginia	62 68								
224	H	Brown	74 63	291	A	St. Bonaventure	70 42								
173	H	Columbia	80 77	99	H	Duquesne	62 72								
173	A	Columbia	66 76	187	H	Binghamton	56 59								
261	H	ETSU	71 43	203	A	UMass Lowell	70 56								

Non-Div I Games:

Cornell

Creighton

Through Games Of Feb. 2, 2020

Average RPI Win:	128	WON-LOST	WINNING	LAST 10	STRENGTH OF	OPP. STRENGTH	TEAM	ADJ.	CONF.	ADJ CONF.
Average RPI Loss:	48	RECORD	PCT. RANK	GAMES	SCHEDULE	OF SCHEDULE	RPI	RPI	RPI	RPI
DIV. I ONLY	14- 8	95	5-5	19	45	31	31	6	6	
DIV. I NON-CONF.	8- 3	68	0	21	34	12	12	6	6	
TOTALS	RPI 1-25	RPI 26-50	W-L RECORDS	RPI 51-100	RPI 101-150	RPI 150+				
14- 8	1- 1	2- 5	OVERALL	5- 2	1- 0	5- 0				
7- 2	0- 1	1- 0	HOME	2- 1	1- 0	3- 0				
5- 6	1- 0	0- 5	AWAY	2- 1	0- 0	2- 0				
2- 0	0- 0	1- 0	NEUTRAL	1- 0	0- 0	0- 0				
8- 3	0- 0	1- 3	NON-CONFERENCE	4- 0	0- 0	3- 0				
4- 0	0- 0	0- 0	HOME	2- 0	0- 0	2- 0				
2- 3	0- 0	0- 3	AWAY	1- 0	0- 0	1- 0				
2- 0	0- 0	1- 0	NEUTRAL	1- 0	0- 0	0- 0				
6- 5	1- 1	1- 2	CONFERENCE	1- 2	1- 0	2- 0				
3- 2	0- 1	1- 0	HOME	0- 1	1- 0	1- 0				
3- 3	1- 0	0- 2	AWAY	1- 1	0- 0	1- 0				
0- 0	0- 0	0- 0	NEUTRAL	0- 0	0- 0	0- 0				

RPI 1-25				RPI 26-50				Team's RPI: 31	RPI 51-100				RPI 101+			
RPI	S	Opponent	Score	RPI	S	Opponent	Score		RPI	S	Opponent	Score	RPI	S	Opponent	Score
20	A	DePaul	63 61	28	A	Drake	53 63		51	H	UNI	57 54	131	H	Providence	72 63
20	H	DePaul	71 74	32	A	Arizona St.	55 70		53	N	Temple	69 59	167	H	Wichita St.	56 46
				36	A	Marquette	50 52		68	H	South Dakota St.	61 48	239	A	Georgetown	65 56
				36	H	Marquette	72 62		73	A	Nebraska	79 74	241	H	Xavier	62 55
				39	N	West Virginia	82 75		75	A	Seton Hall	70 82	287	H	North Dakota St.	70 59
				47	A	South Dakota	65 72		89	A	Villanova	58 42	296	A	Omaha	67 54
				49	A	St. John's (NY)	58 63		94	H	Butler	67 73				
LAST 10 Division I																
				36	A	Marquette	50 52		75	A	Seton Hall	70 82				
				20	A	DePaul	63 61		131	H	Providence	72 63				
				94	H	Butler	67 73		20	H	DePaul	71 74				
				241	H	Xavier	62 55		36	H	Marquette	72 62				
				49	A	St. John's (NY)	58 63		89	A	Villanova	58 42				

Non-Div I Games:

Creighton

Loss, Non-Conf, S Site, H Home A Away N Neutral

Average RPI Win: 221	WON-LOST	WINNING	LAST 10	STRENGTH OF	OPP. STRENGTH	TEAM	ADJ.	CONF.	ADJ CONF.
Average RPI Loss: 139	RECORD	PCT. RANK	GAMES	SCHEDULE	OF SCHEDULE	RPI	RPI	RPI	RPI
DIV. I ONLY	7- 10	233	3-7	74	228	170	170	8	8
DIV. I NON-CONF.	6- 7	182	2-4	173	268	173	173	8	8
TOTALS	RPI 1-25	RPI 26-50	W-L RECORDS	RPI 51-100	RPI 101-150	RPI 150+			
7- 10	0- 2	0- 0	OVERALL	0- 1	1- 3	6- 4			
5- 3	0- 1	0- 0	HOME	0- 0	1- 1	4- 1			
2- 7	0- 1	0- 0	AWAY	0- 1	0- 2	2- 3			
0- 0	0- 0	0- 0	NEUTRAL	0- 0	0- 0	0- 0			
6- 7	0- 1	0- 0	NON-CONFERENCE	0- 1	0- 1	6- 4			
4- 1	0- 0	0- 0	HOME	0- 0	0- 0	4- 1			
2- 6	0- 1	0- 0	AWAY	0- 1	0- 1	2- 3			
0- 0	0- 0	0- 0	NEUTRAL	0- 0	0- 0	0- 0			
1- 3	0- 1	0- 0	CONFERENCE	0- 0	1- 2	0- 0			
1- 2	0- 1	0- 0	HOME	0- 0	1- 1	0- 0			
0- 1	0- 0	0- 0	AWAY	0- 0	0- 1	0- 0			
0- 0	0- 0	0- 0	NEUTRAL	0- 0	0- 0	0- 0			

RPI 1-25				RPI 26-50				RPI 51-100				RPI 101+ Team's RPI: 170			
RPI	S	Opponent	Score	RPI	S	Opponent	Score	RPI	S	Opponent	Score	RPI	S	Opponent	Score
15	A	Northwestern	37 79					92	A	Buffalo	49 73	103	H	Penn	33 66
19	H	Princeton	34 66									114	A	Loyola Chicago	40 61
												124	A	Harvard	49 64
												124	H	Harvard	63 62
												162	A	Boston U.	56 74
												203	A	UMass Lowell	62 51
												205	A	Fairfield	52 51
												206	H	Merrimack	57 52
												218	A	Manhattan	58 70
												244	H	Maine	57 41
												269	A	Loyola Maryland	56 72
												272	H	New Hampshire	66 47
												276	H	Texas St.	51 61
												293	H	Vermont	72 55
LAST 10 Division I															
103	H	Penn	33 66	92	A	Buffalo	49 73	162	A	Boston U.	56 74	272	H	New Hampshire	66 47
19	H	Princeton	34 66	276	H	Texas St.	51 61	203	A	UMass Lowell	62 51				
124	A	Harvard	49 64												
124	H	Harvard	63 62												
269	A	Loyola Maryland	56 72												

Non-Div I Games:

Dartmouth

■ Loss,
 ■ Non-Conf,
 S Site,
 ■ Home
 ■ Away
 N Neutral

Average RPI Win:	211	WON-LOST	WINNING	LAST 10	STRENGTH OF	OPP. STRENGTH	TEAM	ADJ.	CONF.	ADJ CONF.
Average RPI Loss:	94	RECORD	PCT. RANK	GAMES	SCHEDULE	OF SCHEDULE	RPI	RPI	RPI	RPI
DIV. I ONLY	12- 8	110	6-4	150	125	96	96	12	12	
DIV. I NON-CONF.	6- 6	164	0-2	226	146	148	148	12	12	
TOTALS	RPI 1-25	RPI 26-50	W-L RECORDS	RPI 51-100	RPI 101-150	RPI 150+				
12- 8	0- 0	0- 2	OVERALL	1- 2	2- 3	9- 1				
5- 2	0- 0	0- 0	HOME	0- 1	2- 1	3- 0				
6- 6	0- 0	0- 2	AWAY	1- 1	0- 2	5- 1				
1- 0	0- 0	0- 0	NEUTRAL	0- 0	0- 0	1- 0				
6- 6	0- 0	0- 2	NON-CONFERENCE	0- 2	0- 1	6- 1				
2- 1	0- 0	0- 0	HOME	0- 1	0- 0	2- 0				
3- 5	0- 0	0- 2	AWAY	0- 1	0- 1	3- 1				
1- 0	0- 0	0- 0	NEUTRAL	0- 0	0- 0	1- 0				
6- 2	0- 0	0- 0	CONFERENCE	1- 0	2- 2	3- 0				
3- 1	0- 0	0- 0	HOME	0- 0	2- 1	1- 0				
3- 1	0- 0	0- 0	AWAY	1- 0	0- 1	2- 0				
0- 0	0- 0	0- 0	NEUTRAL	0- 0	0- 0	0- 0				

RPI 1-25			RPI 26-50			RPI 51-100			Team's RPI: 96	RPI 101+		
RPI	S	Opponent	Score	RPI	S	Opponent	Score	RPI	S	Opponent	Score	RPI
				34	A	Virginia Tech	68 88	57	A	Drexel	63 74	116
				42	A	Duke	52 82	66	H	Charlotte	64 75	119
								91	A	Saint Louis	65 58	129
												132
												146
												173
												177
												177
												210
												237
												239
												248
												261
												297
												337
LAST 10 Division I												
				129	H	Massachusetts	62 70	177	H	Rhode Island	79 67	
				177	A	Rhode Island	77 70	116	H	Fordham	74 62	
				132	A	Richmond	57 69	91	A	Saint Louis	65 58	
				146	H	George Washington	62 55	119	A	Florida	50 55	
				237	A	George Mason	76 69	66	H	Charlotte	64 75	

Non-Div I Games: Newberry 75 46

Davidson

■ Loss,
 ■ Non-Conf, S Site,
 ■ Home
 ■ Away
 N Neutral

Average RPI Win:	194	WON-LOST	WINNING	LAST 10	STRENGTH OF	OPP. STRENGTH	TEAM	ADJ.	CONF.	ADJ CONF.
Average RPI Loss:	48	RECORD	PCT. RANK	GAMES	SCHEDULE	OF SCHEDULE	RPI	RPI	RPI	RPI
DIV. I ONLY	15- 7	69	10-0	129	53	77	77	12	12	
DIV. I NON-CONF.	7- 7	164	2-0	130	14	130	130	12	12	
TOTALS	RPI 1-25	RPI 26-50	W-L RECORDS	RPI 51-100	RPI 101-150	RPI 150+				
15- 7	0- 4	0- 0	OVERALL	2- 2	4- 1	9- 0				
7- 2	0- 2	0- 0	HOME	2- 0	1- 0	4- 0				
6- 2	0- 1	0- 0	AWAY	0- 1	3- 0	3- 0				
2- 3	0- 1	0- 0	NEUTRAL	0- 1	0- 1	2- 0				
7- 7	0- 4	0- 0	NON-CONFERENCE	0- 2	1- 1	6- 0				
3- 2	0- 2	0- 0	HOME	0- 0	0- 0	3- 0				
2- 2	0- 1	0- 0	AWAY	0- 1	1- 0	1- 0				
2- 3	0- 1	0- 0	NEUTRAL	0- 1	0- 1	2- 0				
8- 0	0- 0	0- 0	CONFERENCE	2- 0	3- 0	3- 0				
4- 0	0- 0	0- 0	HOME	2- 0	1- 0	1- 0				
4- 0	0- 0	0- 0	AWAY	0- 0	2- 0	2- 0				
0- 0	0- 0	0- 0	NEUTRAL	0- 0	0- 0	0- 0				

RPI	S	Opponent	Score
2	H	South Carolina	49 75
6	N	Gonzaga	65 76
8	H	UConn	37 75
17	A	Central Mich.	80 81

RPI	S	Opponent	Score

RPI	S	Opponent	Score
91	H	Saint Louis	48 47
92	A	Buffalo	59 67
93	N	Wake Forest	59 78
99	H	Duquesne	54 41

RPI	S	Opponent	Score
116	H	Fordham	48 44
120	N	Auburn	74 76
130	A	Northeastern	71 60
132	A	Richmond	65 51
146	A	George Washington	66 50
164	A	Toledo	60 42
202	A	La Salle	98 58
208	A	Saint Joseph's	59 44
237	H	George Mason	59 55
244	N	Maine	78 49
253	H	Morehead St.	58 41
266	H	Lipscomb	82 60
274	N	East Carolina	94 68
343	H	Coppin St.	78 48

LAST 10 Division I

208	A	Saint Joseph's	59 44	132	A	Richmond	65 51
116	H	Fordham	48 44	237	H	George Mason	59 55
146	A	George Washington	66 50	202	A	La Salle	98 58
91	H	Saint Louis	48 47	343	H	Coppin St.	78 48
99	H	Duquesne	54 41	274	N	East Carolina	94 68

Non-Div I Games:

Dayton

■ Loss,
 ■ Non-Conf, S Site,
 ■ Home
 ■ Away
 N Neutral

Average RPI Win:	128	WON-LOST	WINNING	LAST 10	STRENGTH OF	OPP. STRENGTH	TEAM	ADJ.	CONF.	ADJ CONF.
Average RPI Loss:	17	RECORD	PCT. RANK	GAMES	SCHEDULE	OF SCHEDULE	RPI	RPI	RPI	RPI
DIV. I ONLY	20- 3	15	9-1	56	27	20	20	6	6	
DIV. I NON-CONF.	10- 2	30	0	54	21	14	14	6	6	
TOTALS	RPI 1-25	RPI 26-50	W-L RECORDS	RPI 51-100	RPI 101-150	RPI 150+				
20- 3	1- 2	3- 1	OVERALL	5- 0	5- 0	6- 0				
12- 2	0- 1	2- 1	HOME	4- 0	1- 0	5- 0				
8- 1	1- 1	1- 0	AWAY	1- 0	4- 0	1- 0				
0- 0	0- 0	0- 0	NEUTRAL	0- 0	0- 0	0- 0				
10- 2	1- 2	0- 0	NON-CONFERENCE	2- 0	3- 0	4- 0				
6- 1	0- 1	0- 0	HOME	2- 0	0- 0	4- 0				
4- 1	1- 1	0- 0	AWAY	0- 0	3- 0	0- 0				
0- 0	0- 0	0- 0	NEUTRAL	0- 0	0- 0	0- 0				
10- 1	0- 0	3- 1	CONFERENCE	3- 0	2- 0	2- 0				
6- 1	0- 0	2- 1	HOME	2- 0	1- 0	1- 0				
4- 0	0- 0	1- 0	AWAY	1- 0	1- 0	1- 0				
0- 0	0- 0	0- 0	NEUTRAL	0- 0	0- 0	0- 0				

RPI	S	Opponent	Score	RPI	S	Opponent	Score	RPI	S	Opponent	Score	RPI	S	Opponent	Score
8	H	UConn	74 84	31	A	Creighton	74 71	57	H	Drexel	81 57	105	A	Notre Dame	105 94
11	A	Oregon St.	77 98	31	H	Creighton	61 63	60	H	Miami (FL)	89 83	114	A	Loyola Chicago	83 76
15	A	Northwestern	70 68	36	H	Marquette	89 71	75	H	Seton Hall	85 68	131	A	Providence	80 67
				49	H	St. John's (NY)	74 69	89	H	Villanova	85 69	131	H	Providence	93 71
								94	A	Butler	80 65	135	A	Green Bay	76 65
												181	H	Miami (OH)	98 79
												201	H	Arkansas St.	109 64
												239	H	Georgetown	92 66
												240	H	Milwaukee	94 65
												241	A	Xavier	91 68
												334	H	Alabama St.	105 76
LAST 10 Division I															
131	H	Providence	93 71	241	A	Xavier	91 68								
31	H	Creighton	61 63	49	H	St. John's (NY)	74 69								
239	H	Georgetown	92 66	75	H	Seton Hall	85 68								
89	H	Villanova	85 69	31	A	Creighton	74 71								
94	A	Butler	80 65	131	A	Providence	80 67								

Non-Div I Games:

DePaul

■ Loss,
 ■ Non-Conf, S Site,
 ■ Home
 ■ Away
 N Neutral

Delaware

Through Games Of Feb. 2, 2020

Average RPI Win:	208	WON-LOST	WINNING	LAST 10	STRENGTH OF	OPP. STRENGTH	TEAM	ADJ.	CONF.	ADJ CONF.
Average RPI Loss:	146	RECORD	PCT. RANK	GAMES	SCHEDULE	OF SCHEDULE	RPI	RPI	RPI	RPI
DIV. I ONLY	7- 13	256	4-6	145	138	212	212	14	14	
DIV. I NON-CONF.	4- 7	225	1-0	145	134	191	191	13	13	
TOTALS	RPI 1-25	RPI 26-50	W-L RECORDS	RPI 51-100	RPI 101-150	RPI 150+				
7- 13	0- 1	0- 1	OVERALL	0- 3	1- 3	6- 5				
3- 5	0- 0	0- 1	HOME	0- 0	0- 2	3- 2				
3- 8	0- 1	0- 0	AWAY	0- 3	1- 1	2- 3				
1- 0	0- 0	0- 0	NEUTRAL	0- 0	0- 0	1- 0				
4- 7	0- 1	0- 0	NON-CONFERENCE	0- 2	1- 1	3- 3				
1- 3	0- 0	0- 0	HOME	0- 0	0- 1	1- 2				
2- 4	0- 1	0- 0	AWAY	0- 2	1- 0	1- 1				
1- 0	0- 0	0- 0	NEUTRAL	0- 0	0- 0	1- 0				
3- 6	0- 0	0- 1	CONFERENCE	0- 1	0- 2	3- 2				
2- 2	0- 0	0- 1	HOME	0- 0	0- 1	2- 0				
1- 4	0- 0	0- 0	AWAY	0- 1	0- 1	1- 2				
0- 0	0- 0	0- 0	NEUTRAL	0- 0	0- 0	0- 0				

RPI 1-25				RPI 26-50				RPI 51-100				RPI 101+ Team's RPI: 212			
RPI	S	Opponent	Score	RPI	S	Opponent	Score	RPI	S	Opponent	Score	RPI	S	Opponent	Score
9	A	Maryland	55 99	46	H	James Madison	39 60	57	A	Drexel	59 63	130	H	Northeastern	62 72
								62	A	UCF	49 75	144	A	William & Mary	58 68
								66	A	Charlotte	57 61	146	H	George Washington	49 63
												147	A	Robert Morris	73 62
												154	A	Elon	65 56
												180	N	Santa Clara	81 80
												193	H	Towson	69 62
												233	A	Cal St. Fullerton	72 55
												234	A	Gardner-Webb	65 67
												237	H	George Mason	63 44
												244	H	Maine	56 69
												245	A	Col. of Charleston	73 84
												255	A	UNCW	65 71
												260	H	Delaware St.	64 67
												312	H	Hofstra	80 59
LAST 10 Division I															
193	H	Towson	69 62	130	H	Northeastern	62 72								
46	H	James Madison	39 60	312	H	Hofstra	80 59								
154	A	Elon	65 56	245	A	Col. of Charleston	73 84								
144	A	William & Mary	58 68	255	A	UNCW	65 71								
57	A	Drexel	59 63	237	H	George Mason	63 44								

Non-Div I Games:

Delaware

Loss, Non-Conf, S Site, H Home A Away N Neutral

Average RPI Win:	295	WON-LOST	WINNING	LAST 10	STRENGTH OF	OPP. STRENGTH	TEAM	ADJ.	CONF.	ADJ CONF.
Average RPI Loss:	138	RECORD	PCT. RANK	GAMES	SCHEDULE	OF SCHEDULE	RPI	RPI	RPI	RPI
DIV. I ONLY	6- 11	253	4-6	122	347	260	260	29	29	
DIV. I NON-CONF.	2- 9	304	0-4	45	342	250	250	30	30	
TOTALS	RPI 1-25	RPI 26-50	W-L RECORDS	RPI 51-100	RPI 101-150	RPI 150+				
6- 11	0- 0	0- 1	OVERALL	0- 2	0- 5	6- 3				
4- 7	0- 0	0- 0	HOME	0- 1	0- 4	4- 2				
2- 4	0- 0	0- 1	AWAY	0- 1	0- 1	2- 1				
0- 0	0- 0	0- 0	NEUTRAL	0- 0	0- 0	0- 0				
2- 9	0- 0	0- 1	NON-CONFERENCE	0- 2	0- 3	2- 3				
1- 6	0- 0	0- 0	HOME	0- 1	0- 3	1- 2				
1- 3	0- 0	0- 1	AWAY	0- 1	0- 0	1- 1				
0- 0	0- 0	0- 0	NEUTRAL	0- 0	0- 0	0- 0				
4- 2	0- 0	0- 0	CONFERENCE	0- 0	0- 2	4- 0				
3- 1	0- 0	0- 0	HOME	0- 0	0- 1	3- 0				
1- 1	0- 0	0- 0	AWAY	0- 0	0- 1	1- 0				
0- 0	0- 0	0- 0	NEUTRAL	0- 0	0- 0	0- 0				

RPI 1-25				RPI 26-50				RPI 51-100				RPI 101+				Team's RPI: 260	
RPI	S	Opponent	Score	RPI	S	Opponent	Score	RPI	S	Opponent	Score	RPI	S	Opponent	Score		
				46	A	James Madison	64 83	61	A	Boston College	69 109	127	A	N.C. A&T	53 58		
								86	H	Rider	69 71	127	H	N.C. A&T	45 69		
												140	H	Cornell	51 77		
												141	H	Lehigh	38 68		
												144	H	William & Mary	52 73		
												187	H	Binghamton	66 75		
												195	H	Cleveland St.	49 57		
												212	A	Delaware	67 64		
												232	H	Morgan St.	69 61		
												265	A	Longwood	62 78		
												322	A	N.C. Central	64 60		
												322	H	N.C. Central	64 54		
												336	H	Saint Peter's	89 66		
												343	H	Coppin St.	72 55		
LAST 10 Division I																	
				343	H	Coppin St.	72 55	232	H	Morgan St.	69 61						
				127	A	N.C. A&T	53 58	86	H	Rider	69 71						
				322	A	N.C. Central	64 60	61	A	Boston College	69 109						
				127	H	N.C. A&T	45 69	46	A	James Madison	64 83						
				322	H	N.C. Central	64 54	265	A	Longwood	62 78						

Non-Div I Games: Post 67 41 Georgian Court 69 48

Delaware St.

Average RPI Win: 253	WON-LOST	WINNING	LAST 10	STRENGTH OF	OPP. STRENGTH	TEAM	ADJ.	CONF.	ADJ CONF.
Average RPI Loss: 184	RECORD	PCT. RANK	GAMES	SCHEDULE	OF SCHEDULE	RPI	RPI	RPI	RPI
DIV. I ONLY	8- 14	249	3-7	230	309	288	288	19	19
DIV. I NON-CONF.	5- 7	205	0	264	331	304	304	18	18
TOTALS	RPI 1-25	RPI 26-50	W-L RECORDS	RPI 51-100	RPI 101-150	RPI 150+			
8- 14	0- 0	0- 3	OVERALL	0- 1	0- 1	8- 9			
7- 5	0- 0	0- 1	HOME	0- 1	0- 0	7- 3			
1- 7	0- 0	0- 2	AWAY	0- 0	0- 0	1- 5			
0- 2	0- 0	0- 0	NEUTRAL	0- 0	0- 1	0- 1			
5- 7	0- 0	0- 1	NON-CONFERENCE	0- 0	0- 1	5- 5			
5- 2	0- 0	0- 0	HOME	0- 0	0- 0	5- 2			
0- 3	0- 0	0- 1	AWAY	0- 0	0- 0	0- 2			
0- 2	0- 0	0- 0	NEUTRAL	0- 0	0- 1	0- 1			
3- 7	0- 0	0- 2	CONFERENCE	0- 1	0- 0	3- 4			
2- 3	0- 0	0- 1	HOME	0- 1	0- 0	2- 1			
1- 4	0- 0	0- 1	AWAY	0- 0	0- 0	1- 3			
0- 0	0- 0	0- 0	NEUTRAL	0- 0	0- 0	0- 0			

RPI S	Opponent	Score	RPI S	Opponent	Score	RPI S	Opponent	Score	RPI S	Opponent	Score	Team's RPI: 288
47	A South Dakota	61 104	47	H South Dakota	60 92	68	H South Dakota St.	79 86	150	N Western Mich.	70 79	
48	A Colorado	70 96							191	H Wyoming	71 57	
									196	N Akron	72 88	
									200	A North Dakota	91 81	
									200	H North Dakota	82 90	
									211	A Lamar University	59 71	
									213	A Western Ill.	75 82	
									217	H Southern Utah	81 73	
									221	H Northern Colo.	74 55	
									248	A UMKC	79 83	
									252	A Oral Roberts	72 84	
									284	H Alabama A&M	83 86	
									287	A North Dakota St.	80 85	
									287	H North Dakota St.	91 82	
									296	H Omaha	66 60	
									297	H UC Irvine	83 75	
									315	H Cal Poly	96 66	
									319	H New Mexico St.	75 78	
LAST 10 Division I												
47	H South Dakota	60 92	213	A Western Ill.	75 82							
252	A Oral Roberts	72 84	68	H South Dakota St.	79 86							
287	A North Dakota St.	80 85	47	A South Dakota	61 104							
200	A North Dakota	91 81	200	H North Dakota	82 90							
296	H Omaha	66 60	287	H North Dakota St.	91 82							

Non-Div I Games: Colo. Christian 89 49

Denver

Detroit Mercy

Through Games Of Feb. 2, 2020

Average RPI Win: 265	WON-LOST	WINNING	LAST 10	STRENGTH OF	OPP. STRENGTH	TEAM	ADJ.	CONF.	ADJ CONF.
Average RPI Loss: 182	RECORD	PCT. RANK	GAMES	SCHEDULE	OF SCHEDULE	RPI	RPI	RPI	RPI
DIV. I ONLY	2- 19	341	2-8	199	294	325	325	21	21
DIV. I NON-CONF.	0- 11	338	0	151	274	329	329	19	19
TOTALS	RPI 1-25	RPI 26-50	W-L RECORDS	RPI 51-100	RPI 101-150	RPI 150+			
2- 19	0- 0	0- 0	OVERALL	0- 2	0- 4	2- 13			
1- 9	0- 0	0- 0	HOME	0- 0	0- 2	1- 7			
1- 8	0- 0	0- 0	AWAY	0- 2	0- 2	1- 4			
0- 2	0- 0	0- 0	NEUTRAL	0- 0	0- 0	0- 2			
0- 11	0- 0	0- 0	NON-CONFERENCE	0- 1	0- 3	0- 7			
0- 5	0- 0	0- 0	HOME	0- 0	0- 1	0- 4			
0- 4	0- 0	0- 0	AWAY	0- 1	0- 2	0- 1			
0- 2	0- 0	0- 0	NEUTRAL	0- 0	0- 0	0- 2			
2- 8	0- 0	0- 0	CONFERENCE	0- 1	0- 1	2- 6			
1- 4	0- 0	0- 0	HOME	0- 0	0- 1	1- 3			
1- 4	0- 0	0- 0	AWAY	0- 1	0- 0	1- 3			
0- 0	0- 0	0- 0	NEUTRAL	0- 0	0- 0	0- 0			

RPI S	Opponent	Score	RPI S	Opponent	Score	RPI S	Opponent	Score	RPI S	Opponent	Score	Team's RPI: 325
						52	A IUPUI	45 82	102	A Michigan St.	52 110	
						94	A Butler	60 82	114	H Loyola Chicago	60 89	
									135	H Green Bay	48 65	
									150	A Western Mich.	67 82	
									160	H Valparaiso	58 77	
									163	N Tennessee Tech	47 69	
									164	H Toledo	64 82	
									168	H Eastern Mich.	70 84	
									195	H Cleveland St.	70 59	
									196	H Akron	60 81	
									197	A Wright St.	61 67	
									209	A Northern Ky.	60 72	
									228	H Youngstown St.	47 62	
									237	A George Mason	62 75	
									240	H Milwaukee	48 63	
									281	A Oakland	60 65	
									281	H Oakland	57 71	
									282	N Sacred Heart	60 66	
									335	A UIC	70 62	
LAST 10 Division I												
			281	A Oakland	60 65		135	H Green Bay	48 65			
			209	A Northern Ky.	60 72		240	H Milwaukee	48 63			
			197	A Wright St.	61 67		52	A IUPUI	45 82			
			228	H Youngstown St.	47 62		335	A UIC	70 62			
			195	H Cleveland St.	70 59		281	H Oakland	57 71			

Non-Div I Games:

Detroit Mercy

Loss, Non-Conf, S Site, H Home A Away N Neutral

Drake

Through Games Of Feb. 2, 2020

Average RPI Win:	143	WON-LOST	WINNING	LAST 10	STRENGTH OF	OPP. STRENGTH	TEAM	ADJ.	CONF.	ADJ CONF.
Average RPI Loss:	31	RECORD	PCT. RANK	GAMES	SCHEDULE	OF SCHEDULE	RPI	RPI	RPI	RPI
DIV. I ONLY	14- 6	59	8-2	44	39	28	28	7	7	
DIV. I NON-CONF.	7- 4	100	1-0	46	4	36	36	7	7	
TOTALS	RPI 1-25	RPI 26-50	W-L RECORDS	RPI 51-100	RPI 101-150	RPI 150+				
14- 6	0- 2	1- 3	OVERALL	5- 1	2- 0	6- 0				
9- 0	0- 0	1- 0	HOME	3- 0	1- 0	4- 0				
3- 5	0- 2	0- 2	AWAY	2- 1	0- 0	1- 0				
2- 1	0- 0	0- 1	NEUTRAL	0- 0	1- 0	1- 0				
7- 4	0- 1	1- 3	NON-CONFERENCE	2- 0	1- 0	3- 0				
4- 0	0- 0	1- 0	HOME	2- 0	0- 0	1- 0				
1- 3	0- 1	0- 2	AWAY	0- 0	0- 0	1- 0				
2- 1	0- 0	0- 1	NEUTRAL	0- 0	1- 0	1- 0				
7- 2	0- 1	0- 0	CONFERENCE	3- 1	1- 0	3- 0				
5- 0	0- 0	0- 0	HOME	1- 0	1- 0	3- 0				
2- 2	0- 1	0- 0	AWAY	2- 1	0- 0	0- 0				
0- 0	0- 0	0- 0	NEUTRAL	0- 0	0- 0	0- 0				

RPI S	Opponent	Score	RPI S	Opponent	Score	Team's RPI: 28	RPI S	Opponent	Score	RPI S	Opponent	Score
10	A Missouri St.	67 69	26	N Purdue	47 67		51	H UNI	104 87	114	H Loyola Chicago	80 52
12	A Iowa	67 79	31	H Creighton	63 53		55	A Bradley	76 77	120	N Auburn	83 82
			38	A Oklahoma	84 93		56	H Iowa St.	86 81	160	H Valparaiso	87 66
			47	A South Dakota	94 102		68	H South Dakota St.	74 67	183	A Northern Ill.	73 49
							72	A Illinois St.	69 67	213	H Western Ill.	94 75
							79	A Southern Ill.	73 65	244	N Maine	94 62
										280	H Indiana St.	105 65
										326	H Evansville	108 44
LAST 10 Division I												
114	H Loyola Chicago	80 52	280	H Indiana St.	105 65							
160	H Valparaiso	87 66	79	A Southern Ill.	73 65							
55	A Bradley	76 77	10	A Missouri St.	67 69							
72	A Illinois St.	69 67	51	H UNI	104 87							
326	H Evansville	108 44	183	A Northern Ill.	73 49							

Drake

Drake

Non-Div I Games: Waldorf 103 18

Drake

Loss, Non-Conf, S Site, H Home A Away N Neutral

Average RPI Win: 172	WON-LOST	WINNING	LAST 10	STRENGTH OF	OPP. STRENGTH	TEAM	ADJ.	CONF.	ADJ CONF.
Average RPI Loss: 107	RECORD	PCT. RANK	GAMES	SCHEDULE	OF SCHEDULE	RPI	RPI	RPI	RPI
DIV. I ONLY	15- 6	53	9-1	100	132	57	57	14	14
DIV. I NON-CONF.	7- 5	131	1-0	66	107	82	82	13	13
TOTALS	RPI 1-25	RPI 26-50	W-L RECORDS	RPI 51-100	RPI 101-150	RPI 150+			
15- 6	0- 1	1- 0	OVERALL	2- 2	3- 2	9- 1			
10- 1	0- 0	1- 0	HOME	2- 0	2- 1	5- 0			
5- 4	0- 1	0- 0	AWAY	0- 1	1- 1	4- 1			
0- 1	0- 0	0- 0	NEUTRAL	0- 1	0- 0	0- 0			
7- 5	0- 1	0- 0	NON-CONFERENCE	2- 2	1- 2	4- 0			
5- 1	0- 0	0- 0	HOME	2- 0	1- 1	2- 0			
2- 3	0- 1	0- 0	AWAY	0- 1	0- 1	2- 0			
0- 1	0- 0	0- 0	NEUTRAL	0- 1	0- 0	0- 0			
8- 1	0- 0	1- 0	CONFERENCE	0- 0	2- 0	5- 1			
5- 0	0- 0	1- 0	HOME	0- 0	1- 0	3- 0			
3- 1	0- 0	0- 0	AWAY	0- 0	1- 0	2- 1			
0- 0	0- 0	0- 0	NEUTRAL	0- 0	0- 0	0- 0			

RPI 1-25				RPI 26-50				RPI 51-100 Team's RPI: 57				RPI 101+			
RPI	S	Opponent	Score	RPI	S	Opponent	Score	RPI	S	Opponent	Score	RPI	S	Opponent	Score
20	A	DePaul	57 81	46	H	James Madison	70 48	74	A	Bucknell	49 60	103	A	Penn	49 53
								89	H	Villanova	54 52	109	H	Pacific	51 58
								92	N	Buffalo	59 63	130	H	Northeastern	50 41
								96	H	Davidson	74 63	132	H	Richmond	58 52
												144	A	William & Mary	61 54
												154	A	Elon	55 53
												165	A	Quinnipiac	66 62
												193	H	Towson	59 50
												202	H	La Salle	69 31
												208	A	Saint Joseph's	62 52
												212	H	Delaware	63 59
												244	H	Maine	70 57
												245	A	Col. of Charleston	59 73
												255	A	UNCW	73 72
												312	H	Hofstra	74 54
LAST 10 Division I															
				46	H	James Madison	70 48					312	H	Hofstra	74 54
				193	H	Towson	59 50					130	H	Northeastern	50 41
				144	A	William & Mary	61 54					255	A	UNCW	73 72
				154	A	Elon	55 53					245	A	Col. of Charleston	59 73
				212	H	Delaware	63 59					244	H	Maine	70 57

Non-Div I Games:

Drexel

■ Loss,
■ Non-Conf, S Site,
■ Home
■ Away
N Neutral

Average RPI Win: 118		WON-LOST	WINNING	LAST 10	STRENGTH OF		OPP. STRENGTH	TEAM	ADJ.	CONF.	ADJ CONF.
Average RPI Loss: 47		RECORD	PCT. RANK	GAMES	SCHEDULE		OF SCHEDULE	RPI	RPI	RPI	RPI
DIV. I ONLY		11- 10	170	4-6	5		43	42	42	5	5
DIV. I NON-CONF.		6- 5	151	0-1	2		99	21	21	3	3
<hr/>											
TOTALS	RPI 1-25	RPI 26-50		W-L RECORDS		RPI 51-100		RPI 101-150		RPI 150+	
11- 10	0- 5	1- 2		OVERALL		4- 2		3- 0		3- 1	
9- 3	0- 2	1- 0		HOME		4- 1		2- 0		2- 0	
2- 7	0- 3	0- 2		AWAY		0- 1		1- 0		1- 1	
0- 0	0- 0	0- 0		NEUTRAL		0- 0		0- 0		0- 0	
6- 5	0- 3	0- 1		NON-CONFERENCE		2- 1		1- 0		3- 0	
5- 1	0- 1	0- 0		HOME		2- 0		1- 0		2- 0	
1- 4	0- 2	0- 1		AWAY		0- 1		0- 0		1- 0	
0- 0	0- 0	0- 0		NEUTRAL		0- 0		0- 0		0- 0	
5- 5	0- 2	1- 1		CONFERENCE		2- 1		2- 0		0- 1	
4- 2	0- 1	1- 0		HOME		2- 1		1- 0		0- 0	
1- 3	0- 1	0- 1		AWAY		0- 0		1- 0		0- 1	
0- 0	0- 0	0- 0		NEUTRAL		0- 0		0- 0		0- 0	

RPI 1-25				RPI 26-50				Team's RPI: 42				RPI 51-100				RPI 101+			
RPI	S	Opponent	Score	RPI	S	Opponent	Score	RPI	S	Opponent	Score	RPI	S	Opponent	Score	RPI	S	Opponent	Score
2	A	South Carolina	46 89	29	A	FGCU	56 78	61	H	Boston College	85 73	103	H	Penn	66 50				
3	A	Louisville	55 60	34	H	Virginia Tech	72 67	64	H	Troy	99 85	105	H	Notre Dame	50 47				
15	H	Northwestern	42 63	44	A	Virginia	63 66	73	A	Nebraska	79 83	118	A	Syracuse	88 58				
16	H	NC State	60 63					88	H	Georgia Tech	58 46	174	A	Clemson	58 62				
18	A	Texas A&M	58 79					93	H	Wake Forest	58 60	184	A	UNLV	57 45				
								96	H	Davidson	82 52	210	H	High Point	93 57				
												231	H	Idaho St.	85 66				
LAST 10 Division I																			
		16	H	NC State	60 63	34	H	Virginia Tech	72 67										
		88	H	Georgia Tech	58 46	44	A	Virginia	63 66										
		118	A	Syracuse	88 58	3	A	Louisville	55 60										
		174	A	Clemson	58 62	93	H	Wake Forest	58 60										
		105	H	Notre Dame	50 47	29	A	FGCU	56 78										

Non-Div I Games:

Duke

■ Loss,
 ■ Non-Conf,
 ■ S Site,
 ■ H Home
 ■ A Away
 N Neutral

Average RPI Win:	216	WON-LOST	WINNING	LAST 10	STRENGTH OF	OPP. STRENGTH	TEAM	ADJ.	CONF.	ADJ CONF.
Average RPI Loss:	94	RECORD	PCT. RANK	GAMES	SCHEDULE	OF SCHEDULE	RPI	RPI	RPI	RPI
DIV. I ONLY	15- 7	69	5-5	238	102	99	99	12	12	
DIV. I NON-CONF.	10- 3	58	0-1	249	118	88	88	12	12	
TOTALS	RPI 1-25	RPI 26-50	W-L RECORDS	RPI 51-100	RPI 101-150	RPI 150+				
15- 7	0- 0	0- 1	OVERALL	0- 3	2- 3	13- 0				
7- 2	0- 0	0- 0	HOME	0- 0	0- 2	7- 0				
8- 5	0- 0	0- 1	AWAY	0- 3	2- 1	6- 0				
0- 0	0- 0	0- 0	NEUTRAL	0- 0	0- 0	0- 0				
10- 3	0- 0	0- 1	NON-CONFERENCE	0- 1	1- 1	9- 0				
4- 1	0- 0	0- 0	HOME	0- 0	0- 1	4- 0				
6- 2	0- 0	0- 1	AWAY	0- 1	1- 0	5- 0				
0- 0	0- 0	0- 0	NEUTRAL	0- 0	0- 0	0- 0				
5- 4	0- 0	0- 0	CONFERENCE	0- 2	1- 2	4- 0				
3- 1	0- 0	0- 0	HOME	0- 0	0- 1	3- 0				
2- 3	0- 0	0- 0	AWAY	0- 2	1- 1	1- 0				
0- 0	0- 0	0- 0	NEUTRAL	0- 0	0- 0	0- 0				

RPI S	Opponent	Score	RPI S	Opponent	Score	RPI S	Opponent	Score	RPI S	Opponent	Score
			50 A	Oklahoma St.	41 84	53 A	Temple	72 85	108 A	VCU	79 76
						77 A	Dayton	41 54	110 H	Kent St.	75 77
						91 A	Saint Louis	50 53	129 H	Massachusetts	77 81
									140 A	Cornell	72 62
									146 A	George Washington	60 65
									159 A	Lafayette	73 65
									164 H	Toledo	79 74
									196 A	Akron	88 63
									202 H	La Salle	82 56
									208 A	Saint Joseph's	58 51
									218 A	Manhattan	76 65
									220 H	Kennesaw St.	75 72
									236 A	Iona	76 74
									237 H	George Mason	84 63
									247 H	Saint Francis (PA)	72 69
									271 A	Pittsburgh	81 62
									291 H	St. Bonaventure	58 39
									344 H	Central Conn. St.	72 33
LAST 10 Division I											
			108 A	VCU	79 76		77 A	Dayton	41 54		
			291 H	St. Bonaventure	58 39		202 H	La Salle	82 56		
			91 A	Saint Louis	50 53		146 A	George Washington	60 65		
			237 H	George Mason	84 63		129 H	Massachusetts	77 81		
			208 A	Saint Joseph's	58 51		50 A	Oklahoma St.	41 84		

Non-Div I Games:

Duquesne

Average RPI Win: 233	WON-LOST	WINNING	LAST 10	STRENGTH OF	OPP. STRENGTH	TEAM	ADJ.	CONF.	ADJ CONF.
Average RPI Loss: 160	RECORD	PCT. RANK	GAMES	SCHEDULE	OF SCHEDULE	RPI	RPI	RPI	RPI
DIV. I ONLY	6- 15	285	3-7	157	254	261	261	25	25
DIV. I NON-CONF.	4- 10	259	1-2	70	273	215	215	22	22
TOTALS	RPI 1-25	RPI 26-50	W-L RECORDS	RPI 51-100	RPI 101-150	RPI 150+			
6- 15	0- 0	0- 1	OVERALL	1- 3	1- 3	4- 8			
2- 8	0- 0	0- 1	HOME	1- 1	0- 0	1- 6			
4- 7	0- 0	0- 0	AWAY	0- 2	1- 3	3- 2			
0- 0	0- 0	0- 0	NEUTRAL	0- 0	0- 0	0- 0			
4- 10	0- 0	0- 1	NON-CONFERENCE	1- 3	1- 2	2- 4			
2- 5	0- 0	0- 1	HOME	1- 1	0- 0	1- 3			
2- 5	0- 0	0- 0	AWAY	0- 2	1- 2	1- 1			
0- 0	0- 0	0- 0	NEUTRAL	0- 0	0- 0	0- 0			
2- 5	0- 0	0- 0	CONFERENCE	0- 0	0- 1	2- 4			
0- 3	0- 0	0- 0	HOME	0- 0	0- 0	0- 3			
2- 2	0- 0	0- 0	AWAY	0- 0	0- 1	2- 1			
0- 0	0- 0	0- 0	NEUTRAL	0- 0	0- 0	0- 0			

RPI S	Opponent	Score	RPI S	Opponent	Score	RPI S	Opponent	Score	RPI S	Opponent	Score	Team's RPI: 261
43	H Tennessee	68 72	64	A Troy	61 79	113	A Liberty	63 62				
			88	A Georgia Tech	48 87	127	A N.C. A&T	69 80				
			93	H Wake Forest	67 60	140	A Cornell	43 71				
			96	H Davidson	60 75	145	A Samford	34 68				
						152	A UNC Greensboro	47 63				
						190	H Furman	62 81				
						195	H Cleveland St.	54 62				
						210	A High Point	62 80				
						219	H Chattanooga	82 91				
						230	H Radford	43 67				
						238	H UNC Asheville	54 72				
						251	H South Alabama	65 60				
						267	H Wofford	47 76				
						277	A Appalachian St.	67 61				
						329	A Mercer	72 66				
						337	A Western Caro.	62 57				
LAST 10 Division I												
219	H Chattanooga	82 91	337	A Western Caro.	62 57							
145	A Samford	34 68	152	A UNC Greensboro	47 63							
329	A Mercer	72 66	140	A Cornell	43 71							
267	H Wofford	47 76	251	H South Alabama	65 60							
190	H Furman	62 81	88	A Georgia Tech	48 87							

Non-Div I Games: Converse 73 35

ETSU

■ Loss,
 ■ Non-Conf,
 ■ S Site,
 ■ H Home
 ■ A Away
 N Neutral

East Carolina

Through Games Of Feb. 2, 2020

Average RPI Win:	276	WON-LOST	WINNING	LAST 10	STRENGTH OF	OPP. STRENGTH	TEAM	ADJ.	CONF.	ADJ CONF.
Average RPI Loss:	119	RECORD	PCT. RANK	GAMES	SCHEDULE	OF SCHEDULE	RPI	RPI	RPI	RPI
DIV. I ONLY	4- 17	315	1-9	97	114	274	274	9	9	
DIV. I NON-CONF.	3- 10	282	0-2	94	165	248	248	9	9	
TOTALS	RPI 1-25	RPI 26-50	W-L RECORDS	RPI 51-100	RPI 101-150	RPI 150+				
4- 17	0- 2	0- 0	OVERALL	0- 6	0- 4	4- 5				
3- 7	0- 1	0- 0	HOME	0- 2	0- 1	3- 3				
1- 8	0- 0	0- 0	AWAY	0- 3	0- 3	1- 2				
0- 2	0- 1	0- 0	NEUTRAL	0- 1	0- 0	0- 0				
3- 10	0- 1	0- 0	NON-CONFERENCE	0- 5	0- 3	3- 1				
2- 4	0- 0	0- 0	HOME	0- 2	0- 1	2- 1				
1- 4	0- 0	0- 0	AWAY	0- 2	0- 2	1- 0				
0- 2	0- 1	0- 0	NEUTRAL	0- 1	0- 0	0- 0				
1- 7	0- 1	0- 0	CONFERENCE	0- 1	0- 1	1- 4				
1- 3	0- 1	0- 0	HOME	0- 0	0- 0	1- 2				
0- 4	0- 0	0- 0	AWAY	0- 1	0- 1	0- 2				
0- 0	0- 0	0- 0	NEUTRAL	0- 0	0- 0	0- 0				

RPI 1-25				RPI 26-50				RPI 51-100				RPI 101+ Team's RPI: 274			
RPI	S	Opponent	Score	RPI	S	Opponent	Score	RPI	S	Opponent	Score	RPI	S	Opponent	Score
8	H	UConn	42 98					59	H	Middle Tenn.	66 68	108	A	VCU	40 53
15	N	Northwestern	45 64					62	A	UCF	55 91	113	A	Liberty	66 81
								66	H	Charlotte	47 59	144	H	William & Mary	68 78
								77	N	Dayton	68 94	148	A	Houston	63 72
								78	A	Georgia	50 67	167	A	Wichita St.	55 57
								93	A	Wake Forest	53 76	167	H	Wichita St.	53 61
												179	H	Memphis	71 65
												215	H	SMU	47 55
												243	A	Tulsa	56 58
												263	H	Howard	51 67
												265	A	Longwood	64 61
												323	H	UMES	57 42
												338	H	USC Upstate	69 48
LAST 10 Division I															
167	A	Wichita St.	55 57	167	H	Wichita St.	53 61								
179	H	Memphis	71 65	215	H	SMU	47 55								
8	H	UConn	42 98	62	A	UCF	55 91								
243	A	Tulsa	56 58	78	A	Georgia	50 67								
148	A	Houston	63 72	77	N	Dayton	68 94								

Non-Div I Games:

East Carolina

Loss, Non-Conf, S Site, H Home A Away N Neutral

Average RPI Win:	262	WON-LOST	WINNING	LAST 10	STRENGTH OF	OPP. STRENGTH	TEAM	ADJ.	CONF.	ADJ CONF.
Average RPI Loss:	157	RECORD	PCT. RANK	GAMES	SCHEDULE	OF SCHEDULE	RPI	RPI	RPI	RPI
DIV. I ONLY	11- 9	144	6-4	332	206	227	227	20	20	
DIV. I NON-CONF.	5- 5	164	0	348	144	303	303	23	23	
TOTALS	RPI 1-25	RPI 26-50	W-L RECORDS	RPI 51-100	RPI 101-150	RPI 150+				
11- 9	0- 0	0- 0	OVERALL	1- 1	0- 3	10- 5				
3- 5	0- 0	0- 0	HOME	1- 0	0- 2	2- 3				
7- 4	0- 0	0- 0	AWAY	0- 1	0- 1	7- 2				
1- 0	0- 0	0- 0	NEUTRAL	0- 0	0- 0	1- 0				
5- 5	0- 0	0- 0	NON-CONFERENCE	0- 0	0- 2	5- 3				
1- 3	0- 0	0- 0	HOME	0- 0	0- 1	1- 2				
3- 2	0- 0	0- 0	AWAY	0- 0	0- 1	3- 1				
1- 0	0- 0	0- 0	NEUTRAL	0- 0	0- 0	1- 0				
6- 4	0- 0	0- 0	CONFERENCE	1- 1	0- 1	5- 2				
2- 2	0- 0	0- 0	HOME	1- 0	0- 1	1- 1				
4- 2	0- 0	0- 0	AWAY	0- 1	0- 0	4- 1				
0- 0	0- 0	0- 0	NEUTRAL	0- 0	0- 0	0- 0				

RPI 1-25				RPI 26-50				RPI 51-100				RPI 101+ Team's RPI: 227			
RPI	S	Opponent	Score	RPI	S	Opponent	Score	RPI	S	Opponent	Score	RPI	S	Opponent	Score
								63	A	Belmont	45 69	107	A	Wisconsin	55 63
								69	H	UT Martin	74 70	114	H	Loyola Chicago	51 67
												137	H	Southeast Mo. St.	65 77
												160	H	Valparaiso	66 78
												163	H	Tennessee Tech	62 75
												183	A	Northern Ill.	48 61
												198	A	Austin Peay	76 47
												207	A	Murray St.	87 92
												213	N	Western Ill.	60 52
												253	A	Morehead St.	57 51
												266	A	Lipscomb	66 56
												278	A	Eastern Ky.	83 63
												280	H	Indiana St.	57 59
												296	H	Omaha	65 52
												305	H	Jacksonville St.	55 52
												326	A	Evansville	90 44
												335	A	UIC	80 45
												340	A	Tennessee St.	73 52
LAST 10 Division I															
				198	A	Austin Peay	76 47					305	H	Jacksonville St.	55 52
				207	A	Murray St.	87 92					253	A	Morehead St.	57 51
				137	H	Southeast Mo. St.	65 77					278	A	Eastern Ky.	83 63
				69	H	UT Martin	74 70					63	A	Belmont	45 69
				163	H	Tennessee Tech	62 75					340	A	Tennessee St.	73 52

Non-Div I Games: Lindenwood (MO) 88 66

Eastern Ill.

Average RPI Win:	263	WON-LOST	WINNING	LAST 10	STRENGTH OF	OPP. STRENGTH	TEAM	ADJ.	CONF.	ADJ CONF.
Average RPI Loss:	160	RECORD	PCT. RANK	GAMES	SCHEDULE	OF SCHEDULE	RPI	RPI	RPI	RPI
DIV. I ONLY	7- 13	256	2-8	246	281	278	278	20	20	
DIV. I NON-CONF.	5- 5	164	0	267	168	201	201	23	23	
TOTALS	RPI 1-25	RPI 26-50	W-L RECORDS	RPI 51-100	RPI 101-150	RPI 150+				
7- 13	0- 0	0- 0	OVERALL	0- 5	0- 1	7- 7				
3- 7	0- 0	0- 0	HOME	0- 1	0- 1	3- 5				
4- 6	0- 0	0- 0	AWAY	0- 4	0- 0	4- 2				
0- 0	0- 0	0- 0	NEUTRAL	0- 0	0- 0	0- 0				
5- 5	0- 0	0- 0	NON-CONFERENCE	0- 3	0- 0	5- 2				
2- 2	0- 0	0- 0	HOME	0- 0	0- 0	2- 2				
3- 3	0- 0	0- 0	AWAY	0- 3	0- 0	3- 0				
0- 0	0- 0	0- 0	NEUTRAL	0- 0	0- 0	0- 0				
2- 8	0- 0	0- 0	CONFERENCE	0- 2	0- 1	2- 5				
1- 5	0- 0	0- 0	HOME	0- 1	0- 1	1- 3				
1- 3	0- 0	0- 0	AWAY	0- 1	0- 0	1- 2				
0- 0	0- 0	0- 0	NEUTRAL	0- 0	0- 0	0- 0				

RPI 1-25				RPI 26-50				RPI 51-100				RPI 101+				Team's RPI: 278	
RPI	S	Opponent	Score	RPI	S	Opponent	Score	RPI	S	Opponent	Score	RPI	S	Opponent	Score		
								52	A	IUPUI	42	72	137	H	Southeast Mo. St.	44	60
								63	A	Belmont	48	68	163	A	Tennessee Tech	82	87
								69	H	UT Martin	50	65	163	H	Tennessee Tech	42	60
								94	A	Butler	41	73	179	A	Memphis	63	60
								97	A	Vanderbilt	69	75	181	H	Miami (OH)	57	75
													209	H	Northern Ky.	69	62
													219	H	Chattanooga	71	65
													227	H	Eastern Ill.	63	83
													228	H	Youngstown St.	63	72
													241	A	Xavier	56	55
													305	A	Jacksonville St.	54	68
													305	H	Jacksonville St.	33	43
													327	H	SIUE	49	46
													329	A	Mercer	61	60
													340	A	Tennessee St.	61	55
LAST 10 Division I																	
				137	H	Southeast Mo. St.	44	60	63	A	Belmont	48	68				
				69	H	UT Martin	50	65	327	H	SIUE	49	46				
				163	A	Tennessee Tech	82	87	227	H	Eastern Ill.	63	83				
				305	A	Jacksonville St.	54	68	305	H	Jacksonville St.	33	43				
				340	A	Tennessee St.	61	55	163	H	Tennessee Tech	42	60				

Non-Div I Games: Alice Lloyd 102 65

Eastern Ky.

■ Loss,
 ■ Non-Conf,
 ■ S Site,
 ■ H Home
 ■ A Away
 N Neutral

Average RPI Win:	220	WON-LOST	WINNING	LAST 10	STRENGTH OF	OPP. STRENGTH	TEAM	ADJ.	CONF.	ADJ CONF.
Average RPI Loss:	118	RECORD	PCT. RANK	GAMES	SCHEDULE	OF SCHEDULE	RPI	RPI	RPI	RPI
DIV. I ONLY	9- 10	194	6-4	169	142	168	168	10	10	
DIV. I NON-CONF.	4- 6	212	1-0	245	265	240	240	10	10	
TOTALS	RPI 1-25	RPI 26-50	W-L RECORDS	RPI 51-100	RPI 101-150	RPI 150+				
9- 10	0- 1	0- 1	OVERALL	0- 3	2- 1	7- 4				
5- 3	0- 1	0- 1	HOME	0- 1	1- 0	4- 0				
4- 7	0- 0	0- 0	AWAY	0- 2	1- 1	3- 4				
0- 0	0- 0	0- 0	NEUTRAL	0- 0	0- 0	0- 0				
4- 6	0- 0	0- 1	NON-CONFERENCE	0- 1	1- 1	3- 3				
2- 2	0- 0	0- 1	HOME	0- 1	1- 0	1- 0				
2- 4	0- 0	0- 0	AWAY	0- 0	0- 1	2- 3				
0- 0	0- 0	0- 0	NEUTRAL	0- 0	0- 0	0- 0				
5- 4	0- 1	0- 0	CONFERENCE	0- 2	1- 0	4- 1				
3- 1	0- 1	0- 0	HOME	0- 0	0- 0	3- 0				
2- 3	0- 0	0- 0	AWAY	0- 2	1- 0	1- 1				
0- 0	0- 0	0- 0	NEUTRAL	0- 0	0- 0	0- 0				

RPI 1-25				RPI 26-50				RPI 51-100				RPI 101+ Team's RPI: 168			
RPI	S	Opponent	Score	RPI	S	Opponent	Score	RPI	S	Opponent	Score	RPI	S	Opponent	Score
17	H	Central Mich.	82 89	40	H	Michigan	38 57	76	A	Ball St.	54 59	102	A	Michigan St.	50 85
								79	H	Southern Ill.	54 85	110	A	Kent St.	74 69
								92	A	Buffalo	63 66	137	H	Southeast Mo. St.	69 64
												164	A	Toledo	77 62
												167	A	Wichita St.	52 63
												181	H	Miami (OH)	80 53
												183	H	Northern Ill.	62 55
												187	A	Binghamton	67 78
												196	A	Akron	81 88
												226	H	Bowling Green	78 61
												228	A	Youngstown St.	77 79
												320	H	Purdue Fort Wayne	64 40
												325	A	Detroit Mercy	84 70
												335	A	UIC	68 59
LAST 10 Division I															
196	A	Akron	81 88	181	H	Miami (OH)	80 53								
164	A	Toledo	77 62	76	A	Ball St.	54 59								
183	H	Northern Ill.	62 55	110	A	Kent St.	74 69								
17	H	Central Mich.	82 89	226	H	Bowling Green	78 61								
92	A	Buffalo	63 66	325	A	Detroit Mercy	84 70								

Non-Div I Games: Olivet 95 38

Eastern Mich.

■ Loss,
 ■ Non-Conf,
 ■ S Site,
 ■ Home
 ■ A Away
 N Neutral

Average RPI Win:	316	WON-LOST	WINNING	LAST 10	STRENGTH OF	OPP. STRENGTH	TEAM	ADJ.	CONF.	ADJ CONF.
Average RPI Loss:	151	RECORD	PCT. RANK	GAMES	SCHEDULE	OF SCHEDULE	RPI	RPI	RPI	RPI
DIV. I ONLY	1- 16	344	1-9	85	214	308	308	18	18	
DIV. I NON-CONF.	0- 8	338	0-1	7	133	239	239	17	17	
TOTALS	RPI 1-25	RPI 26-50	W-L RECORDS	RPI 51-100	RPI 101-150	RPI 150+				
1- 16	0- 2	0- 0	OVERALL	0- 2	0- 4	1- 8				
1- 5	0- 0	0- 0	HOME	0- 1	0- 1	1- 3				
0- 10	0- 2	0- 0	AWAY	0- 0	0- 3	0- 5				
0- 1	0- 0	0- 0	NEUTRAL	0- 1	0- 0	0- 0				
0- 8	0- 2	0- 0	NON-CONFERENCE	0- 1	0- 3	0- 2				
0- 2	0- 0	0- 0	HOME	0- 0	0- 1	0- 1				
0- 5	0- 2	0- 0	AWAY	0- 0	0- 2	0- 1				
0- 1	0- 0	0- 0	NEUTRAL	0- 1	0- 0	0- 0				
1- 8	0- 0	0- 0	CONFERENCE	0- 1	0- 1	1- 6				
1- 3	0- 0	0- 0	HOME	0- 1	0- 0	1- 2				
0- 5	0- 0	0- 0	AWAY	0- 0	0- 1	0- 4				
0- 0	0- 0	0- 0	NEUTRAL	0- 0	0- 0	0- 0				

RPI 1-25				RPI 26-50				RPI 51-100				RPI 101+ Team's RPI: 308			
RPI	S	Opponent	Score	RPI	S	Opponent	Score	RPI	S	Opponent	Score	RPI	S	Opponent	Score
4	A	Stanford	27 92					55	N	Bradley	46 66	101	H	Boise St.	61 63
6	A	Gonzaga	44 84					95	H	Montana St.	85 89	104	A	Utah	49 87
												106	A	Idaho	60 69
												136	A	San Jose St.	66 84
												185	A	Montana	54 92
												186	A	Portland St.	58 75
												216	H	Pepperdine	52 53
												217	A	Southern Utah	50 71
												221	A	Northern Colo.	42 63
												231	H	Idaho St.	47 67
												248	A	UMKC	55 66
												309	H	Sacramento St.	67 74
												316	H	Weber St.	63 53
LAST 10 Division I															
309	H	Sacramento St.	67 74	185	A	Montana	54 92								
221	A	Northern Colo.	42 63	186	A	Portland St.	58 75								
217	A	Southern Utah	50 71	231	H	Idaho St.	47 67								
95	H	Montana St.	85 89	316	H	Weber St.	63 53								
106	A	Idaho	60 69	55	N	Bradley	46 66								

Non-Div I Games: Northwest Chrst. 81 62

Eastern Wash.

■ Loss,
 ■ Non-Conf,
 ■ S Site,
 ■ Home
 ■ A Away
 N Neutral

Average RPI Win:	249	WON-LOST	WINNING	LAST 10	STRENGTH OF	OPP. STRENGTH	TEAM	ADJ.	CONF.	ADJ CONF.
Average RPI Loss:	92	RECORD	PCT. RANK	GAMES	SCHEDULE	OF SCHEDULE	RPI	RPI	RPI	RPI
DIV. I ONLY	8- 11	226	5-5	70	191	154	154	14	14	
DIV. I NON-CONF.	4- 6	212	1-0	33	237	113	113	13	13	
TOTALS	RPI 1-25	RPI 26-50	W-L RECORDS	RPI 51-100	RPI 101-150	RPI 150+				
8- 11	0- 1	0- 1	OVERALL	0- 5	0- 3	8- 1				
4- 4	0- 0	0- 0	HOME	0- 2	0- 1	4- 1				
4- 5	0- 1	0- 1	AWAY	0- 2	0- 1	4- 0				
0- 2	0- 0	0- 0	NEUTRAL	0- 1	0- 1	0- 0				
4- 6	0- 1	0- 0	NON-CONFERENCE	0- 4	0- 1	4- 0				
2- 1	0- 0	0- 0	HOME	0- 1	0- 0	2- 0				
2- 3	0- 1	0- 0	AWAY	0- 2	0- 0	2- 0				
0- 2	0- 0	0- 0	NEUTRAL	0- 1	0- 1	0- 0				
4- 5	0- 0	0- 1	CONFERENCE	0- 1	0- 2	4- 1				
2- 3	0- 0	0- 0	HOME	0- 1	0- 1	2- 1				
2- 2	0- 0	0- 1	AWAY	0- 0	0- 1	2- 0				
0- 0	0- 0	0- 0	NEUTRAL	0- 0	0- 0	0- 0				

RPI 1-25				RPI 26-50				RPI 51-100				RPI 101+				Team's RPI: 154	
RPI	S	Opponent	Score	RPI	S	Opponent	Score	RPI	S	Opponent	Score	RPI	S	Opponent	Score		
16	A	NC State	49 62	46	A	James Madison	48 61	52	N	IUPUI	53 59	126	N	Coastal Caro.	65 76		
								57	H	Drexel	53 55	130	A	Northeastern	65 68		
								58	A	North Carolina	46 76	144	H	William & Mary	77 84		
								80	A	Marist	55 63	184	A	UNLV	50 44		
								93	H	Wake Forest	57 69	190	A	Furman	87 76		
												193	A	Towson	74 61		
												212	H	Delaware	56 65		
												245	H	Col. of Charleston	90 48		
												255	H	UNCW	77 53		
												277	H	Appalachian St.	67 66		
												312	A	Hofstra	69 56		
												337	H	Western Caro.	68 24		
LAST 10 Division I																	
144	H	William & Mary	77 84	255	H	UNCW	77 53										
212	H	Delaware	56 65	245	H	Col. of Charleston	90 48										
57	H	Drexel	53 55	46	A	James Madison	48 61										
312	A	Hofstra	69 56	193	A	Towson	74 61										
130	A	Northeastern	65 68	190	A	Furman	87 76										

Non-Div I Games: Newberry 73 53

Elon

Evansville

Through Games Of Feb. 2, 2020

Average RPI Win:	303	WON-LOST	WINNING	LAST 10	STRENGTH OF	OPP. STRENGTH	TEAM	ADJ.	CONF.	ADJ CONF.
Average RPI Loss:	153	RECORD	PCT. RANK	GAMES	SCHEDULE	OF SCHEDULE	RPI	RPI	RPI	RPI
DIV. I ONLY	2- 17	338	0-10	212	177	326	326	7	7	
DIV. I NON-CONF.	2- 8	295	0-1	342	333	344	344	7	7	
TOTALS	RPI 1-25	RPI 26-50	W-L RECORDS	RPI 51-100	RPI 101-150	RPI 150+				
2- 17	0- 1	0- 1	OVERALL	0- 4	0- 2	2- 9				
2- 6	0- 1	0- 0	HOME	0- 1	0- 1	2- 3				
0- 11	0- 0	0- 1	AWAY	0- 3	0- 1	0- 6				
0- 0	0- 0	0- 0	NEUTRAL	0- 0	0- 0	0- 0				
2- 8	0- 0	0- 0	NON-CONFERENCE	0- 0	0- 1	2- 7				
2- 2	0- 0	0- 0	HOME	0- 0	0- 0	2- 2				
0- 6	0- 0	0- 0	AWAY	0- 0	0- 1	0- 5				
0- 0	0- 0	0- 0	NEUTRAL	0- 0	0- 0	0- 0				
0- 9	0- 1	0- 1	CONFERENCE	0- 4	0- 1	0- 2				
0- 4	0- 1	0- 0	HOME	0- 1	0- 1	0- 1				
0- 5	0- 0	0- 1	AWAY	0- 3	0- 0	0- 1				
0- 0	0- 0	0- 0	NEUTRAL	0- 0	0- 0	0- 0				

RPI S	Opponent	Score	RPI S	Opponent	Score	RPI S	Opponent	Score	RPI S	Opponent	Score	Team's RPI: 326
10	H Missouri St.	55 81	28	A Drake	44 108	51	A UNI	60 76	114	H Loyola Chicago	61 71	
						55	A Bradley	51 82	137	A Southeast Mo. St.	60 83	
						72	A Illinois St.	58 81	160	H Valparaiso	66 88	
						79	H Southern Ill.	57 70	161	A Illinois	44 59	
									181	A Miami (OH)	64 72	
									198	A Austin Peay	64 80	
									207	H Murray St.	59 61	
									227	H Eastern Ill.	44 90	
									258	H Marshall	66 62	
									280	A Indiana St.	58 68	
									320	A Purdue Fort Wayne	64 67	
									327	A SIUE	74 85	
									348	H Chicago St.	76 42	
LAST 10 Division I												
280	A Indiana St.	58 68	160	H Valparaiso	66 88							
10	H Missouri St.	55 81	114	H Loyola Chicago	61 71							
79	H Southern Ill.	57 70	72	A Illinois St.	58 81							
28	A Drake	44 108	55	A Bradley	51 82							
51	A UNI	60 76	181	A Miami (OH)	64 72							

Non-Div I Games: Brescia 77 61

Evansville

Loss, Non-Conf, S Site, H Home A Away N Neutral

Average RPI Win: 166	WON-LOST	WINNING	LAST 10	STRENGTH OF	OPP. STRENGTH	TEAM	ADJ.	CONF.	ADJ CONF.
Average RPI Loss: 20	RECORD	PCT. RANK	GAMES	SCHEDULE	OF SCHEDULE	RPI	RPI	RPI	RPI
DIV. I ONLY	18- 2	13	10-0	140	81	29	29	16	16
DIV. I NON-CONF.	10- 2	30	2-0	91	11	25	25	16	16
TOTALS	RPI 1-25	RPI 26-50	W-L RECORDS	RPI 51-100	RPI 101-150	RPI 150+			
18- 2	0- 2	1- 0	OVERALL	5- 0	4- 0	8- 0			
7- 1	0- 1	1- 0	HOME	1- 0	1- 0	4- 0			
7- 1	0- 1	0- 0	AWAY	2- 0	2- 0	3- 0			
4- 0	0- 0	0- 0	NEUTRAL	2- 0	1- 0	1- 0			
10- 2	0- 2	1- 0	NON-CONFERENCE	4- 0	2- 0	3- 0			
3- 1	0- 1	1- 0	HOME	1- 0	0- 0	1- 0			
3- 1	0- 1	0- 0	AWAY	1- 0	1- 0	1- 0			
4- 0	0- 0	0- 0	NEUTRAL	2- 0	1- 0	1- 0			
8- 0	0- 0	0- 0	CONFERENCE	1- 0	2- 0	5- 0			
4- 0	0- 0	0- 0	HOME	0- 0	1- 0	3- 0			
4- 0	0- 0	0- 0	AWAY	1- 0	1- 0	2- 0			
0- 0	0- 0	0- 0	NEUTRAL	0- 0	0- 0	0- 0			

RPI 1-25				RPI 26-50				Team's RPI: 29				RPI 51-100				RPI 101+			
RPI	S	Opponent	Score	RPI	S	Opponent	Score		RPI	S	Opponent	Score	RPI	S	Opponent	Score			
19	A	Princeton	53 67	42	H	Duke	78 56		53	A	Temple	93 67	105	N	Notre Dame	69 60			
21	H	LSU	63 74						62	H	UCF	72 50	113	A	Liberty	74 65			
									68	N	South Dakota St.	71 70	113	H	Liberty	64 57			
									81	N	South Fla.	81 77	148	A	Houston	57 45			
									82	A	North Florida	72 50	171	A	North Ala.	74 63			
													220	H	Kennesaw St.	80 63			
													247	N	Saint Francis (PA)	97 64			
													254	A	Stetson	89 47			
													266	H	Lipscomb	82 56			
													283	A	FIU	100 54			
													330	H	NJIT	82 39			
													344	H	Central Conn. St.	94 60			
LAST 10 Division I																			
113	A	Liberty	74 65	254	A	Stetson	89 47												
330	H	NJIT	82 39	113	H	Liberty	64 57												
220	H	Kennesaw St.	80 63	266	H	Lipscomb	82 56												
171	A	North Ala.	74 63	42	H	Duke	78 56												
82	A	North Florida	72 50	53	A	Temple	93 67												

Non-Div I Games: Webber Int'l 99 48 Fla. Memorial 91 47 Johnson & Wales (FL89 56

FGCU

Loss, Non-Conf, S Site, H Home A Away N Neutral

Average RPI Win:	302	WON-LOST	WINNING	LAST 10	STRENGTH OF	OPP. STRENGTH	TEAM	ADJ.	CONF.	ADJ CONF.
Average RPI Loss:	143	RECORD	PCT. RANK	GAMES	SCHEDULE	OF SCHEDULE	RPI	RPI	RPI	RPI
DIV. I ONLY	5- 16	300	2-8	146	247	283	283	13	13	
DIV. I NON-CONF.	3- 8	268	0	248	336	313	313	14	14	
TOTALS	RPI 1-25	RPI 26-50	W-L RECORDS	RPI 51-100	RPI 101-150	RPI 150+				
5- 16	0- 0	0- 3	OVERALL	0- 4	0- 1	5- 8				
2- 10	0- 0	0- 2	HOME	0- 3	0- 0	2- 5				
3- 6	0- 0	0- 1	AWAY	0- 1	0- 1	3- 3				
0- 0	0- 0	0- 0	NEUTRAL	0- 0	0- 0	0- 0				
3- 8	0- 0	0- 1	NON-CONFERENCE	0- 1	0- 0	3- 6				
1- 7	0- 0	0- 1	HOME	0- 1	0- 0	1- 5				
2- 1	0- 0	0- 0	AWAY	0- 0	0- 0	2- 1				
0- 0	0- 0	0- 0	NEUTRAL	0- 0	0- 0	0- 0				
2- 8	0- 0	0- 2	CONFERENCE	0- 3	0- 1	2- 2				
1- 3	0- 0	0- 1	HOME	0- 2	0- 0	1- 0				
1- 5	0- 0	0- 1	AWAY	0- 1	0- 1	1- 2				
0- 0	0- 0	0- 0	NEUTRAL	0- 0	0- 0	0- 0				

RPI S	Opponent	Score	RPI S	Opponent	Score	RPI S	Opponent	Score	RPI S	Opponent	Score	Team's RPI: 283
29	H FGCU	54 100	59	A Middle Tenn.	56 72	111	A UAB	58 71				
30	H Old Dominion	39 66	66	H Charlotte	50 64	151	H Bethune-Cookman	60 65				
33	A Western Ky.	51 71	82	H North Florida	49 64	189	A Jacksonville	52 77				
			98	H Rice	47 68	198	H Austin Peay	56 58				
						209	H Northern Ky.	45 67				
						224	H Brown	57 72				
						229	A UTEP	34 64				
						256	H North Texas	58 56				
						258	A Marshall	68 65				
						281	H Oakland	49 58				
						299	A UTSA	45 60				
						322	A N.C. Central	59 58				
						328	A Georgia St.	70 63				
						345	H Grambling	56 55				
LAST 10 Division I												
33	A Western Ky.	51 71	111	A UAB	58 71							
258	A Marshall	68 65	98	H Rice	47 68							
66	H Charlotte	50 64	256	H North Texas	58 56							
30	H Old Dominion	39 66	299	A UTSA	45 60							
59	A Middle Tenn.	56 72	229	A UTEP	34 64							

Non-Div I Games:

FIU

■ Loss,
 ■ Non-Conf,
 ■ S Site,
 ■ H Home
 ■ A Away
 N Neutral

Fairfield

Through Games Of Feb. 2, 2020

Average RPI Win:	273	WON-LOST	WINNING	LAST 10	STRENGTH OF	OPP. STRENGTH	TEAM	ADJ.	CONF.	ADJ CONF.
Average RPI Loss:	125	RECORD	PCT. RANK	GAMES	SCHEDULE	OF SCHEDULE	RPI	RPI	RPI	RPI
DIV. I ONLY	10- 8	137	7-3	291	207	205	205	24	24	
DIV. I NON-CONF.	3- 6	235	0-1	295	126	293	293	25	25	
TOTALS	RPI 1-25	RPI 26-50	W-L RECORDS	RPI 51-100	RPI 101-150	RPI 150+				
10- 8	0- 0	0- 1	OVERALL	1- 3	0- 0	9- 4				
7- 2	0- 0	0- 0	HOME	1- 0	0- 0	6- 2				
3- 6	0- 0	0- 1	AWAY	0- 3	0- 0	3- 2				
0- 0	0- 0	0- 0	NEUTRAL	0- 0	0- 0	0- 0				
3- 6	0- 0	0- 1	NON-CONFERENCE	0- 2	0- 0	3- 3				
2- 2	0- 0	0- 0	HOME	0- 0	0- 0	2- 2				
1- 4	0- 0	0- 1	AWAY	0- 2	0- 0	1- 1				
0- 0	0- 0	0- 0	NEUTRAL	0- 0	0- 0	0- 0				
7- 2	0- 0	0- 0	CONFERENCE	1- 1	0- 0	6- 1				
5- 0	0- 0	0- 0	HOME	1- 0	0- 0	4- 0				
2- 2	0- 0	0- 0	AWAY	0- 1	0- 0	2- 1				
0- 0	0- 0	0- 0	NEUTRAL	0- 0	0- 0	0- 0				

RPI 1-25				RPI 26-50				RPI 51-100				RPI 101+				Team's RPI: 205	
RPI	S	Opponent	Score	RPI	S	Opponent	Score	RPI	S	Opponent	Score	RPI	S	Opponent	Score		
				49	A	St. John's (NY)	69 71	53	A	Temple	59 77	165	A	Quinnipiac	62 76		
								75	A	Seton Hall	44 74	170	H	Dartmouth	51 52		
								80	H	Marist	52 48	177	A	Rhode Island	41 74		
								86	A	Rider	52 60	218	H	Manhattan	87 47		
												224	H	Brown	44 58		
												236	A	Iona	52 40		
												279	H	Monmouth	49 38		
												290	H	Navy	66 52		
												306	A	Siena	65 35		
												312	H	Hofstra	73 64		
												333	A	LIU Brooklyn	53 51		
												336	H	Saint Peter's	67 48		
												341	H	Canisius	72 70		
LAST 10 Division I																	
				80	H	Marist	52 48	341	H	Canisius	72 70						
				86	A	Rider	52 60	336	H	Saint Peter's	67 48						
				165	A	Quinnipiac	62 76	279	H	Monmouth	49 38						
				218	H	Manhattan	87 47	306	A	Siena	65 35						
				236	A	Iona	52 40	224	H	Brown	44 58						

Non-Div I Games:

Fairfield

■ Loss,
 ■ Non-Conf,
 ■ S Site,
 ■ H Home
 ■ A Away
 N Neutral

Average RPI Win: 307		WON-LOST	WINNING	LAST 10	STRENGTH OF	OPP. STRENGTH	TEAM	ADJ.	CONF.	ADJ CONF.
Average RPI Loss: 248		RECORD	PCT. RANK	GAMES	SCHEDULE	OF SCHEDULE	RPI	RPI	RPI	RPI
DIV. I ONLY		7- 13	256	4-6	348	346	331	331	30	30
DIV. I NON-CONF.		3- 8	268	0-1	339	339	332	332	29	29
TOTALS		RPI 1-25	RPI 26-50	W-L RECORDS	RPI 51-100	RPI 101-150	RPI 150+			
7- 13	0- 0		0- 0	OVERALL	0- 0	0- 0	7- 13			
4- 6	0- 0		0- 0	HOME	0- 0	0- 0	4- 6			
3- 7	0- 0		0- 0	AWAY	0- 0	0- 0	3- 7			
0- 0	0- 0		0- 0	NEUTRAL	0- 0	0- 0	0- 0			
3- 8	0- 0		0- 0	NON-CONFERENCE	0- 0	0- 0	3- 8			
1- 4	0- 0		0- 0	HOME	0- 0	0- 0	1- 4			
2- 4	0- 0		0- 0	AWAY	0- 0	0- 0	2- 4			
0- 0	0- 0		0- 0	NEUTRAL	0- 0	0- 0	0- 0			
4- 5	0- 0		0- 0	CONFERENCE	0- 0	0- 0	4- 5			
3- 2	0- 0		0- 0	HOME	0- 0	0- 0	3- 2			
1- 3	0- 0		0- 0	AWAY	0- 0	0- 0	1- 3			
0- 0	0- 0		0- 0	NEUTRAL	0- 0	0- 0	0- 0			

RPI 1-25				RPI 26-50				RPI 51-100				RPI 101+				Team's RPI: 331	
RPI	S	Opponent	Score	RPI	S	Opponent	Score	RPI	S	Opponent	Score	RPI	S	Opponent	Score		
												159	A	Lafayette	29	61	
												187	H	Binghamton	48	60	
												203	A	UMass Lowell	56	61	
												206	A	Merrimack	51	62	
												218	H	Manhattan	61	62	
												225	H	Mt. St. Mary's	61	69	
												247	H	Saint Francis (PA)	56	47	
												263	A	Howard	56	64	
												269	H	Loyola Maryland	46	75	
												271	A	Pittsburgh	60	69	
												282	A	Sacred Heart	53	68	
												282	H	Sacred Heart	65	60	
												286	H	Army West Point	68	70	
												306	H	Siena	67	58	
												307	A	St. Francis Brooklyn	62	57	
												318	H	Bryant	45	57	
												330	A	NJIT	68	59	
												333	A	LIU Brooklyn	63	68	
												336	A	Saint Peter's	77	71	
												344	H	Central Conn. St.	66	47	
LAST 10 Division I																	
				225	H	Mt. St. Mary's	61	69	333	A	LIU Brooklyn	63	68				
				206	A	Merrimack	51	62	247	H	Saint Francis (PA)	56	47				
				282	A	Sacred Heart	53	68	318	H	Bryant	45	57				
				344	H	Central Conn. St.	66	47	307	A	St. Francis Brooklyn	62	57				
				282	H	Sacred Heart	65	60	203	A	UMass Lowell	56	61				

Non-Div I Games:

Fairleigh Dickinson

■ Loss, ■ Non-Conf, S Site, H Home A Away N Neutral

Average RPI Win:	225	WON-LOST	WINNING	LAST 10	STRENGTH OF	OPP. STRENGTH	TEAM	ADJ.	CONF.	ADJ CONF.
Average RPI Loss:	116	RECORD	PCT. RANK	GAMES	SCHEDULE	OF SCHEDULE	RPI	RPI	RPI	RPI
DIV. I ONLY	9- 12	220	3-7	107	150	178	178	13	13	
DIV. I NON-CONF.	6- 5	151	0	187	201	180	180	14	14	
TOTALS	RPI 1-25	RPI 26-50	W-L RECORDS	RPI 51-100	RPI 101-150	RPI 150+				
9- 12	0- 1	0- 2	OVERALL	1- 2	1- 4	7- 3				
6- 5	0- 0	0- 1	HOME	1- 1	0- 2	5- 1				
3- 7	0- 1	0- 1	AWAY	0- 1	1- 2	2- 2				
0- 0	0- 0	0- 0	NEUTRAL	0- 0	0- 0	0- 0				
6- 5	0- 1	0- 0	NON-CONFERENCE	0- 0	1- 3	5- 1				
4- 3	0- 0	0- 0	HOME	0- 0	0- 2	4- 1				
2- 2	0- 1	0- 0	AWAY	0- 0	1- 1	1- 0				
0- 0	0- 0	0- 0	NEUTRAL	0- 0	0- 0	0- 0				
3- 7	0- 0	0- 2	CONFERENCE	1- 2	0- 1	2- 2				
2- 2	0- 0	0- 1	HOME	1- 1	0- 0	1- 0				
1- 5	0- 0	0- 1	AWAY	0- 1	0- 1	1- 2				
0- 0	0- 0	0- 0	NEUTRAL	0- 0	0- 0	0- 0				

RPI 1-25				RPI 26-50				RPI 51-100				RPI 101+ Team's RPI: 178			
RPI	S	Opponent	Score	RPI	S	Opponent	Score	RPI	S	Opponent	Score	RPI	S	Opponent	Score
12	A	Iowa	53 85	30	H	Old Dominion	63 75	59	A	Middle Tenn.	66 81	111	A	UAB	73 92
				33	A	Western Ky.	59 68	66	H	Charlotte	65 44	117	H	Kansas	60 90
								98	H	Rice	69 78	124	H	Harvard	51 65
												132	A	Richmond	55 57
												150	A	Western Mich.	80 79
												156	A	Hampton	64 63
												175	H	Little Rock	79 72
												190	H	Furman	63 69
												229	A	UTEP	65 96
												256	H	North Texas	84 78
												258	A	Marshall	75 85
												269	H	Loyola Maryland	72 61
												299	A	UTSA	80 53
												306	H	Siena	83 39
												344	H	Central Conn. St.	72 54
LAST 10 Division I															
258	A	Marshall	75 85	59	A	Middle Tenn.	66 81								
33	A	Western Ky.	59 68	256	H	North Texas	84 78								
30	H	Old Dominion	63 75	98	H	Rice	69 78								
66	H	Charlotte	65 44	229	A	UTEP	65 96								
111	A	UAB	73 92	299	A	UTSA	80 53								

Non-Div I Games:

Fla. Atlantic

Average RPI Win:	217	WON-LOST	WINNING	LAST 10	STRENGTH OF	OPP. STRENGTH	TEAM	ADJ.	CONF.	ADJ CONF.
Average RPI Loss:	41	RECORD	PCT. RANK	GAMES	SCHEDULE	OF SCHEDULE	RPI	RPI	RPI	RPI
DIV. I ONLY	12- 10	152	4-6	89	73	119	119	4	4	
DIV. I NON-CONF.	9- 4	84	1-0	312	173	190	190	5	5	
TOTALS	RPI 1-25	RPI 26-50	W-L RECORDS	RPI 51-100	RPI 101-150	RPI 150+				
12- 10	1- 6	0- 2	OVERALL	2- 1	2- 1	7- 0				
7- 5	0- 4	0- 1	HOME	2- 0	1- 0	4- 0				
4- 4	1- 2	0- 1	AWAY	0- 0	1- 1	2- 0				
1- 1	0- 0	0- 0	NEUTRAL	0- 1	0- 0	1- 0				
9- 4	0- 2	0- 0	NON-CONFERENCE	1- 1	1- 1	7- 0				
6- 2	0- 2	0- 0	HOME	1- 0	1- 0	4- 0				
2- 1	0- 0	0- 0	AWAY	0- 0	0- 1	2- 0				
1- 1	0- 0	0- 0	NEUTRAL	0- 1	0- 0	1- 0				
3- 6	1- 4	0- 2	CONFERENCE	1- 0	1- 0	0- 0				
1- 3	0- 2	0- 1	HOME	1- 0	0- 0	0- 0				
2- 3	1- 2	0- 1	AWAY	0- 0	1- 0	0- 0				
0- 0	0- 0	0- 0	NEUTRAL	0- 0	0- 0	0- 0				

RPI 1-25				RPI 26-50				RPI 51-100				RPI 101+ Team's RPI: 119			
RPI	S	Opponent	Score	RPI	S	Opponent	Score	RPI	S	Opponent	Score	RPI	S	Opponent	Score
13	A	Mississippi St.	47 93	41	A	Arkansas	57 79	93	N	Wake Forest	68 73	117	A	Kansas	66 76
14	H	Indiana	49 73	43	H	Tennessee	50 78	96	H	Davidson	55 50	120	A	Auburn	83 63
18	A	Texas A&M	42 69					97	H	Vanderbilt	68 60	145	H	Samford	84 48
21	H	LSU	68 77									241	N	Xavier	67 64
23	H	Florida St.	55 66									265	H	Longwood	71 54
24	A	Kentucky	70 62									295	A	Prairie View	51 44
24	H	Kentucky	45 65									303	H	Presbyterian	60 46
												329	H	Mercer	71 50
												345	A	Grambling	72 65
												349	H	Florida A&M	84 40
LAST 10 Division I															
24	A	Kentucky	70 62	24	H	Kentucky	45 65								
21	H	LSU	68 77	120	A	Auburn	83 63								
41	A	Arkansas	57 79	97	H	Vanderbilt	68 60								
18	A	Texas A&M	42 69	13	A	Mississippi St.	47 93								
43	H	Tennessee	50 78	96	H	Davidson	55 50								

Non-Div I Games:

Florida

■ Loss,
 ■ Non-Conf, S Site,
 ■ Home
 ■ Away
 N Neutral

Average RPI Win:	347	WON-LOST	WINNING	LAST 10	STRENGTH OF	OPP. STRENGTH	TEAM	ADJ.	CONF.	ADJ CONF.
Average RPI Loss:	229	RECORD	PCT. RANK	GAMES	SCHEDULE	OF SCHEDULE	RPI	RPI	RPI	RPI
DIV. I ONLY	2- 16	337	2-8	330	351	349	349	29	29	
DIV. I NON-CONF.	0- 9	338	0-1	288	349	349	349	30	30	
TOTALS	RPI 1-25	RPI 26-50	W-L RECORDS	RPI 51-100	RPI 101-150	RPI 150+				
2- 16	0- 1	0- 0	OVERALL	0- 0	0- 3	2- 12				
1- 5	0- 0	0- 0	HOME	0- 0	0- 0	1- 5				
1- 11	0- 1	0- 0	AWAY	0- 0	0- 3	1- 7				
0- 0	0- 0	0- 0	NEUTRAL	0- 0	0- 0	0- 0				
0- 9	0- 1	0- 0	NON-CONFERENCE	0- 0	0- 2	0- 6				
0- 2	0- 0	0- 0	HOME	0- 0	0- 0	0- 2				
0- 7	0- 1	0- 0	AWAY	0- 0	0- 2	0- 4				
0- 0	0- 0	0- 0	NEUTRAL	0- 0	0- 0	0- 0				
2- 7	0- 0	0- 0	CONFERENCE	0- 0	0- 1	2- 6				
1- 3	0- 0	0- 0	HOME	0- 0	0- 0	1- 3				
1- 4	0- 0	0- 0	AWAY	0- 0	0- 1	1- 3				
0- 0	0- 0	0- 0	NEUTRAL	0- 0	0- 0	0- 0				

RPI 1-25				RPI 26-50				RPI 51-100				RPI 101+ Team's RPI: 349			
RPI	S	Opponent	Score	RPI	S	Opponent	Score	RPI	S	Opponent	Score	RPI	S	Opponent	Score
21	A	LSU	45 73									119	A	Florida	40 84
												127	A	N.C. A&T	44 71
												138	A	Texas Tech	60 98
												151	H	Bethune-Cookman	57 78
												176	A	Norfolk St.	51 59
												189	H	Jacksonville	54 88
												232	H	Morgan St.	47 59
												263	A	Howard	58 72
												284	H	Alabama A&M	53 77
												305	A	Jacksonville St.	67 72
												321	A	Alcorn	42 58
												322	A	N.C. Central	57 66
												322	H	N.C. Central	70 71
												338	A	USC Upstate	61 74
												343	H	Coppin St.	58 48
												350	A	South Carolina St.	44 39
												351	A	Mississippi Val.	70 71
LAST 10 Division I															
151	H	Bethune-Cookman	57 78	343	H	Coppin St.	58 48								
176	A	Norfolk St.	51 59	232	H	Morgan St.	47 59								
263	A	Howard	58 72	127	A	N.C. A&T	44 71								
322	H	N.C. Central	70 71	322	A	N.C. Central	57 66								
350	A	South Carolina St.	44 39	21	A	LSU	45 73								

Non-Div I Games: Johnson (FL) 102 40 Trinity Baptist 103 54

Florida A&M

■ Loss,
 ■ Non-Conf, S Site,
 ■ Home
 ■ Away
 N Neutral

Average RPI Win:	122	WON-LOST	WINNING	LAST 10	STRENGTH OF	OPP. STRENGTH	TEAM	ADJ.	CONF.	ADJ CONF.
Average RPI Loss:	71	RECORD	PCT. RANK	GAMES	SCHEDULE	OF SCHEDULE	RPI	RPI	RPI	RPI
DIV. I ONLY	18- 4	24	6-4	54	30	23	23	5	5	
DIV. I NON-CONF.	11- 0	1	0	88	40	9	9	3	3	
TOTALS	RPI 1-25	RPI 26-50	W-L RECORDS	RPI 51-100	RPI 101-150	RPI 150+				
18- 4	2- 1	3- 0	OVERALL	5- 2	3- 1	5- 0				
9- 2	0- 0	2- 0	HOME	3- 2	2- 0	2- 0				
7- 2	1- 1	0- 0	AWAY	2- 0	1- 1	3- 0				
2- 0	1- 0	1- 0	NEUTRAL	0- 0	0- 0	0- 0				
11- 0	2- 0	2- 0	NON-CONFERENCE	1- 0	3- 0	3- 0				
6- 0	0- 0	1- 0	HOME	1- 0	2- 0	2- 0				
3- 0	1- 0	0- 0	AWAY	0- 0	1- 0	1- 0				
2- 0	1- 0	1- 0	NEUTRAL	0- 0	0- 0	0- 0				
7- 4	0- 1	1- 0	CONFERENCE	4- 2	0- 1	2- 0				
3- 2	0- 0	1- 0	HOME	2- 2	0- 0	0- 0				
4- 2	0- 1	0- 0	AWAY	2- 0	0- 1	2- 0				
0- 0	0- 0	0- 0	NEUTRAL	0- 0	0- 0	0- 0				

RPI 1-25				Team's RPI: 23		RPI 26-50				RPI 51-100				RPI 101+					
RPI	S	Opponent	Score		RPI	S	Opponent	Score		RPI	S	Opponent	Score		RPI	S	Opponent	Score	
16	A	NC State	51	68	34	H	Virginia Tech	86	62	58	H	North Carolina	78	64	102	H	Michigan St.	78	68
18	N	Texas A&M	80	58	40	N	Michigan	79	69	60	A	Miami (FL)	73	62	118	A	Syracuse	89	90
21	A	LSU	70	62	49	H	St. John's (NY)	74	70	60	H	Miami (FL)	79	61	119	A	Florida	66	55
										61	H	Boston College	56	65	145	H	Samford	88	59
										82	H	North Florida	70	41	174	A	Clemson	81	64
										88	H	Georgia Tech	52	67	189	H	Jacksonville	75	41
										93	A	Wake Forest	70	65	271	A	Pittsburgh	66	41
															335	A	UIC	86	42
															339	H	Charleston So.	88	36
LAST 10 Division I																			
271	A	Pittsburgh	66	41	58	H	North Carolina	78	64										
61	H	Boston College	56	65	88	H	Georgia Tech	52	67										
60	H	Miami (FL)	79	61	60	A	Miami (FL)	73	62										
93	A	Wake Forest	70	65	118	A	Syracuse	89	90										
16	A	NC State	51	68	34	H	Virginia Tech	86	62										

Non-Div I Games:

Florida St.

F
o
r
d
h
a
m

F
o
r
d
h
a
m

Fordham

Page 91

Average RPI Win:	215	WON-LOST	WINNING	LAST 10	STRENGTH OF	OPP. STRENGTH	TEAM	ADJ.	CONF.	ADJ CONF.
Average RPI Loss:	109	RECORD	PCT. RANK	GAMES	SCHEDULE	OF SCHEDULE	RPI	RPI	RPI	RPI
DIV. I ONLY	16- 4	31	9-1	204	162	70	70	17	17	
DIV. I NON-CONF.	5- 4	140	0-1	212	104	144	144	24	24	
TOTALS	RPI 1-25	RPI 26-50	W-L RECORDS	RPI 51-100	RPI 101-150	RPI 150+				
16- 4	0- 0	0- 1	OVERALL	0- 1	2- 0	14- 2				
8- 1	0- 0	0- 0	HOME	0- 1	0- 0	8- 0				
7- 2	0- 0	0- 0	AWAY	0- 0	2- 0	5- 2				
1- 1	0- 0	0- 1	NEUTRAL	0- 0	0- 0	1- 0				
5- 4	0- 0	0- 1	NON-CONFERENCE	0- 1	0- 0	5- 2				
2- 1	0- 0	0- 0	HOME	0- 1	0- 0	2- 0				
2- 2	0- 0	0- 0	AWAY	0- 0	0- 0	2- 2				
1- 1	0- 0	0- 1	NEUTRAL	0- 0	0- 0	1- 0				
11- 0	0- 0	0- 0	CONFERENCE	0- 0	2- 0	9- 0				
6- 0	0- 0	0- 0	HOME	0- 0	0- 0	6- 0				
5- 0	0- 0	0- 0	AWAY	0- 0	2- 0	3- 0				
0- 0	0- 0	0- 0	NEUTRAL	0- 0	0- 0	0- 0				

RPI 1-25				RPI 26-50				RPI 51-100				Team's RPI: 70		RPI 101+					
RPI	S	Opponent	Score	RPI	S	Opponent	Score	RPI	S	Opponent	Score			RPI	S	Opponent	Score		
				35	N	Yale	67 87					65	H	BYU	65 71	101	A	Boise St.	85 80
																136	A	San Jose St.	85 76
																155	A	Portland	64 75
																157	H	Northern Ariz.	83 66
																169	H	UC Davis	73 65
																180	A	Santa Clara	66 90
																184	A	UNLV	72 66
																185	A	Montana	76 63
																191	H	Wyoming	89 59
																204	A	New Mexico	84 78
																204	H	New Mexico	84 81
																239	N	Georgetown	82 69
																242	A	San Diego St.	65 60
																242	H	San Diego St.	79 54
																270	H	Colorado St.	55 53
																294	H	Utah St.	76 64
																314	H	Air Force	61 52
																315	A	Cal Poly	79 52
LAST 10 Division I																			
				204	A	New Mexico	84 78					242	A	San Diego St.	65 60				
				314	H	Air Force	61 52					204	H	New Mexico	84 81				
				101	A	Boise St.	85 80					136	A	San Jose St.	85 76				
				270	H	Colorado St.	55 53					242	H	San Diego St.	79 54				
				191	H	Wyoming	89 59					180	A	Santa Clara	66 90				

Non-Div I Games: La Verne 111 56 UC Merced 92 26

Fresno St.

Average RPI Win:	236	WON-LOST	WINNING	LAST 10	STRENGTH OF	OPP. STRENGTH	TEAM	ADJ.	CONF.	ADJ CONF.
Average RPI Loss:	150	RECORD	PCT. RANK	GAMES	SCHEDULE	OF SCHEDULE	RPI	RPI	RPI	RPI
DIV. I ONLY	11- 8	122	6-4	317	119	190	190	25	25	
DIV. I NON-CONF.	7- 5	131	2-1	246	56	127	127	22	22	
TOTALS	RPI 1-25	RPI 26-50	W-L RECORDS	RPI 51-100	RPI 101-150	RPI 150+				
11- 8	0- 0	0- 0	OVERALL	0- 3	2- 0	9- 5				
6- 2	0- 0	0- 0	HOME	0- 0	1- 0	5- 2				
4- 6	0- 0	0- 0	AWAY	0- 3	1- 0	3- 3				
1- 0	0- 0	0- 0	NEUTRAL	0- 0	0- 0	1- 0				
7- 5	0- 0	0- 0	NON-CONFERENCE	0- 3	1- 0	6- 2				
3- 1	0- 0	0- 0	HOME	0- 0	0- 0	3- 1				
3- 4	0- 0	0- 0	AWAY	0- 3	1- 0	2- 1				
1- 0	0- 0	0- 0	NEUTRAL	0- 0	0- 0	1- 0				
4- 3	0- 0	0- 0	CONFERENCE	0- 0	1- 0	3- 3				
3- 1	0- 0	0- 0	HOME	0- 0	1- 0	2- 1				
1- 2	0- 0	0- 0	AWAY	0- 0	0- 0	1- 2				
0- 0	0- 0	0- 0	NEUTRAL	0- 0	0- 0	0- 0				

RPI 1-25			RPI 26-50			RPI 51-100			RPI 101+ Team's RPI: 190		
RPI	S	Opponent	Score	RPI	S	Opponent	Score	RPI	S	Opponent	Score
								59	A	Middle Tenn.	62 78
								78	A	Georgia	48 77
								97	A	Vanderbilt	46 74
								132	A	Richmond	70 69
								145	H	Samford	77 69
								152	H	UNC Greensboro	53 59
								154	H	Elon	76 87
								156	H	Hampton	70 65
								174	A	Clemson	71 77
								178	A	Fla. Atlantic	69 63
								208	N	Saint Joseph's	63 48
								219	A	Chattanooga	52 60
								234	A	Gardner-Webb	72 67
								261	A	ETSU	81 62
								267	A	Wofford	62 66
								292	H	Ga. Southern	78 63
								328	H	Georgia St.	62 55
								329	H	Mercer	62 49
								337	H	Western Caro.	69 53
LAST 10 Division I											
267	A	Wofford	62 66	145	H	Samford	77 69				
337	H	Western Caro.	69 53	329	H	Mercer	62 49				
152	H	UNC Greensboro	53 59	154	H	Elon	76 87				
219	A	Chattanooga	52 60	208	N	Saint Joseph's	63 48				
261	A	ETSU	81 62	178	A	Fla. Atlantic	69 63				

Non-Div I Games: North Greenville 88 51 Newberry 62 43 UNKNOWN 88 24

Furman

Loss, Non-Conf, S Site, H Home A Away N Neutral

Average RPI Win:	277	WON-LOST	WINNING	LAST 10	STRENGTH OF	OPP. STRENGTH	TEAM	ADJ.	CONF.	ADJ CONF.
Average RPI Loss:	194	RECORD	PCT. RANK	GAMES	SCHEDULE	OF SCHEDULE	RPI	RPI	RPI	RPI
DIV. I ONLY	6- 14	278	3-7	252	328	292	292	22	22	
DIV. I NON-CONF.	3- 8	268	0-1	253	334	285	285	21	21	
TOTALS	RPI 1-25	RPI 26-50	W-L RECORDS	RPI 51-100	RPI 101-150	RPI 150+				
6- 14	0- 0	0- 0	OVERALL	0- 1	0- 3	6- 10				
3- 4	0- 0	0- 0	HOME	0- 1	0- 0	3- 3				
2- 9	0- 0	0- 0	AWAY	0- 0	0- 2	2- 7				
1- 1	0- 0	0- 0	NEUTRAL	0- 0	0- 1	1- 0				
3- 8	0- 0	0- 0	NON-CONFERENCE	0- 0	0- 2	3- 6				
0- 2	0- 0	0- 0	HOME	0- 0	0- 0	0- 2				
2- 5	0- 0	0- 0	AWAY	0- 0	0- 1	2- 4				
1- 1	0- 0	0- 0	NEUTRAL	0- 0	0- 1	1- 0				
3- 6	0- 0	0- 0	CONFERENCE	0- 1	0- 1	3- 4				
3- 2	0- 0	0- 0	HOME	0- 1	0- 0	3- 1				
0- 4	0- 0	0- 0	AWAY	0- 0	0- 1	0- 3				
0- 0	0- 0	0- 0	NEUTRAL	0- 0	0- 0	0- 0				

RPI S	Opponent	Score	RPI S	Opponent	Score	RPI S	Opponent	Score	RPI S	Opponent	Score	Team's RPI: 292
						64	H Troy	69 79	110	N Kent St.	48 62	
									126	A Coastal Caro.	59 66	
									142	A Tulane	40 56	
									151	A Bethune-Cookman	57 75	
									153	H Louisiana	83 67	
									175	A Little Rock	46 58	
									190	A Furman	63 78	
									200	H North Dakota	56 69	
									201	A Arkansas St.	62 69	
									220	H Kennesaw St.	69 95	
									251	H South Alabama	65 71	
									257	A Winthrop	91 47	
									267	A Wofford	70 57	
									275	A Ole Miss	66 69	
									277	A Appalachian St.	75 83	
									307	N St. Francis Brooklyn	78 47	
									328	H Georgia St.	81 56	
									329	A Mercer	52 62	
									347	H La.-Monroe	64 47	
LAST 10 Division I												
277	A	Appalachian St.	75	83	201	A	Arkansas St.	62	69			
126	A	Coastal Caro.	59	66	175	A	Little Rock	46	58			
328	H	Georgia St.	81	56	153	H	Louisiana	83	67			
251	H	South Alabama	65	71	347	H	La.-Monroe	64	47			
64	H	Troy	69	79	142	A	Tulane	40	56			

Non-Div I Games:

Ga. Southern

■ Loss,
■ Non-Conf,
■ S Site,
■ H Home
■ A Away
N Neutral

Average RPI Win:	286	WON-LOST	WINNING	LAST 10	STRENGTH OF	OPP. STRENGTH	TEAM	ADJ.	CONF.	ADJ CONF.
Average RPI Loss:	162	RECORD	PCT. RANK	GAMES	SCHEDULE	OF SCHEDULE	RPI	RPI	RPI	RPI
DIV. I ONLY	11- 9	144	6-4	316	299	234	234	26	26	
DIV. I NON-CONF.	5- 4	140	0	265	208	181	181	28	28	
TOTALS	RPI 1-25	RPI 26-50	W-L RECORDS	RPI 51-100	RPI 101-150	RPI 150+				
11- 9	0- 0	0- 1	OVERALL	0- 2	0- 1	11- 5				
7- 3	0- 0	0- 0	HOME	0- 0	0- 0	7- 3				
4- 6	0- 0	0- 1	AWAY	0- 2	0- 1	4- 2				
0- 0	0- 0	0- 0	NEUTRAL	0- 0	0- 0	0- 0				
5- 4	0- 0	0- 1	NON-CONFERENCE	0- 2	0- 0	5- 1				
3- 1	0- 0	0- 0	HOME	0- 0	0- 0	3- 1				
2- 3	0- 0	0- 1	AWAY	0- 2	0- 0	2- 0				
0- 0	0- 0	0- 0	NEUTRAL	0- 0	0- 0	0- 0				
6- 5	0- 0	0- 0	CONFERENCE	0- 0	0- 1	6- 4				
4- 2	0- 0	0- 0	HOME	0- 0	0- 0	4- 2				
2- 3	0- 0	0- 0	AWAY	0- 0	0- 1	2- 2				
0- 0	0- 0	0- 0	NEUTRAL	0- 0	0- 0	0- 0				

RPI 1-25				RPI 26-50				RPI 51-100				RPI 101+				Team's RPI: 234
RPI	S	Opponent	Score	RPI	S	Opponent	Score	RPI	S	Opponent	Score	RPI	S	Opponent	Score	
				34	A	Virginia Tech	65 87	66	A	Charlotte	49 74	134	A	Campbell	44 48	
								78	A	Georgia	56 84	156	A	Hampton	58 63	
												190	H	Furman	67 72	
												210	H	High Point	70 57	
												212	H	Delaware	67 65	
												230	H	Radford	73 84	
												238	A	UNC Asheville	65 59	
												257	H	Winthrop	71 59	
												265	A	Longwood	70 80	
												267	H	Wofford	67 53	
												277	A	Appalachian St.	67 56	
												303	H	Presbyterian	53 56	
												329	A	Mercer	65 62	
												337	H	Western Caro.	88 62	
												338	H	USC Upstate	63 53	
												339	A	Charleston So.	79 52	
												339	H	Charleston So.	67 45	
LAST 10 Division I																
				339	H	Charleston So.	67 45	303	H	Presbyterian	53 56					
				210	H	High Point	70 57	134	A	Campbell	44 48					
				230	H	Radford	73 84	257	H	Winthrop	71 59					
				238	A	UNC Asheville	65 59	156	A	Hampton	58 63					
				338	H	USC Upstate	63 53	339	A	Charleston So.	79 52					

Non-Div I Games:

Gardner-Webb

George Mason

Through Games Of Feb. 2, 2020

Average RPI Win: 227	WON-LOST	WINNING	LAST 10	STRENGTH OF	OPP. STRENGTH	TEAM	ADJ.	CONF.	ADJ CONF.
Average RPI Loss: 145	RECORD	PCT. RANK	GAMES	SCHEDULE	OF SCHEDULE	RPI	RPI	RPI	RPI
DIV. I ONLY	7- 15	272	2-8	138	195	237	237	12	12
DIV. I NON-CONF.	6- 7	182	1-0	156	288	184	184	12	12
TOTALS	RPI 1-25	RPI 26-50	W-L RECORDS	RPI 51-100	RPI 101-150	RPI 150+			
7- 15	0- 0	0- 1	OVERALL	0- 5	1- 3	6- 6			
3- 7	0- 0	0- 1	HOME	0- 2	1- 2	2- 2			
4- 7	0- 0	0- 0	AWAY	0- 2	0- 1	4- 4			
0- 1	0- 0	0- 0	NEUTRAL	0- 1	0- 0	0- 0			
6- 7	0- 0	0- 1	NON-CONFERENCE	0- 2	0- 1	6- 3			
2- 4	0- 0	0- 1	HOME	0- 1	0- 0	2- 2			
4- 2	0- 0	0- 0	AWAY	0- 0	0- 1	4- 1			
0- 1	0- 0	0- 0	NEUTRAL	0- 1	0- 0	0- 0			
1- 8	0- 0	0- 0	CONFERENCE	0- 3	1- 2	0- 3			
1- 3	0- 0	0- 0	HOME	0- 1	1- 2	0- 0			
0- 5	0- 0	0- 0	AWAY	0- 2	0- 0	0- 3			
0- 0	0- 0	0- 0	NEUTRAL	0- 0	0- 0	0- 0			

RPI S	Opponent	Score	RPI S	Opponent	Score	RPI S	Opponent	Score	RPI S	Opponent	Score	Team's RPI: 237
			34 H	Virginia Tech	58 77	55 N	Bradley	59 61	108 H	VCU	63 82	
						74 H	Bucknell	51 64	116 H	Fordham	54 66	
						77 A	Dayton	55 59	126 A	Coastal Caro.	59 74	
						96 H	Davidson	69 76	146 H	George Washington	70 60	
						99 A	Duquesne	63 84	177 A	Rhode Island	42 47	
									182 A	Penn St.	78 68	
									188 H	American	73 55	
									202 A	La Salle	65 77	
									212 A	Delaware	44 63	
									215 A	SMU	59 58	
									245 A	Col. of Charleston	72 61	
									248 H	UMKC	58 64	
									263 H	Howard	75 86	
									290 A	Navy	67 58	
									291 A	St. Bonaventure	47 62	
									325 H	Detroit Mercy	75 62	
LAST 10 Division I												
			177 A	Rhode Island	42 47	96 H	Davidson	69 76				
			202 A	La Salle	65 77	291 A	St. Bonaventure	47 62				
			108 H	VCU	63 82	77 A	Dayton	55 59				
			99 A	Duquesne	63 84	146 H	George Washington	70 60				
			116 H	Fordham	54 66	215 A	SMU	59 58				

Non-Div I Games:

George Mason

■ Loss,
 ■ Non-Conf,
 ■ S Site,
 ■ H Home
 ■ A Away
 N Neutral

Average RPI Win: 185	WON-LOST	WINNING	LAST 10	STRENGTH OF	OPP. STRENGTH	TEAM	ADJ.	CONF.	ADJ CONF.
Average RPI Loss: 102	RECORD	PCT. RANK	GAMES	SCHEDULE	OF SCHEDULE	RPI	RPI	RPI	RPI
DIV. I ONLY	9- 12	220	3-7	73	110	146	146	12	12
DIV. I NON-CONF.	6- 7	182	0-2	97	84	128	128	12	12
TOTALS	RPI 1-25	RPI 26-50	W-L RECORDS	RPI 51-100	RPI 101-150	RPI 150+			
9- 12	0- 2	0- 1	OVERALL	2- 4	1- 3	6- 2			
4- 6	0- 1	0- 1	HOME	1- 3	1- 1	2- 0			
5- 6	0- 1	0- 0	AWAY	1- 1	0- 2	4- 2			
0- 0	0- 0	0- 0	NEUTRAL	0- 0	0- 0	0- 0			
6- 7	0- 2	0- 1	NON-CONFERENCE	1- 1	0- 2	5- 1			
2- 4	0- 1	0- 1	HOME	0- 1	0- 1	2- 0			
4- 3	0- 1	0- 0	AWAY	1- 0	0- 1	3- 1			
0- 0	0- 0	0- 0	NEUTRAL	0- 0	0- 0	0- 0			
3- 5	0- 0	0- 0	CONFERENCE	1- 3	1- 1	1- 1			
2- 2	0- 0	0- 0	HOME	1- 2	1- 0	0- 0			
1- 3	0- 0	0- 0	AWAY	0- 1	0- 1	1- 1			
0- 0	0- 0	0- 0	NEUTRAL	0- 0	0- 0	0- 0			

RPI 1-25				RPI 26-50				RPI 51-100				RPI 101+ Team's RPI: 146			
RPI	S	Opponent	Score	RPI	S	Opponent	Score	RPI	S	Opponent	Score	RPI	S	Opponent	Score
9	A	Maryland	54 88	46	H	James Madison	50 69	54	H	Minnesota	50 83	116	A	Fordham	47 53
19	H	Princeton	50 75					77	H	Dayton	50 66	129	H	Massachusetts	50 47
								89	A	Villanova	68 56	141	A	Lehigh	53 59
								91	H	Saint Louis	45 59	144	H	William & Mary	51 63
								96	A	Davidson	55 62	165	A	Quinnipiac	78 67
								99	H	Duquesne	65 60	179	A	Memphis	64 63
												188	A	American	53 66
												208	A	Saint Joseph's	56 50
												212	A	Delaware	63 49
												237	A	George Mason	60 70
												239	H	Georgetown	52 49
												343	H	Coppin St.	54 35
LAST 10 Division I															
91	H	Saint Louis	45 59	116	A	Fordham	47 53								
208	A	Saint Joseph's	56 50	99	H	Duquesne	65 60								
129	H	Massachusetts	50 47	237	A	George Mason	60 70								
77	H	Dayton	50 66	144	H	William & Mary	51 63								
96	A	Davidson	55 62	188	A	American	53 66								

Non-Div I Games:

George Washington

■ Loss,
 ■ Non-Conf,
 ■ S Site,
 ■ H Home
 ■ A Away
 N Neutral

Average RPI Win:	247	WON-LOST	WINNING	LAST 10	STRENGTH OF	OPP. STRENGTH	TEAM	ADJ.	CONF.	ADJ CONF.
Average RPI Loss:	90	RECORD	PCT. RANK	GAMES	SCHEDULE	OF SCHEDULE	RPI	RPI	RPI	RPI
DIV. I ONLY	4- 18	318	1-9	80	82	239	239	6	6	
DIV. I NON-CONF.	3- 8	268	0	140	193	216	216	6	6	
TOTALS	RPI 1-25	RPI 26-50	W-L RECORDS	RPI 51-100	RPI 101-150	RPI 150+				
4- 18	0- 1	0- 5	OVERALL	0- 7	1- 3	3- 2				
1- 8	0- 0	0- 3	HOME	0- 3	1- 1	0- 1				
3- 9	0- 1	0- 2	AWAY	0- 3	0- 2	3- 1				
0- 1	0- 0	0- 0	NEUTRAL	0- 1	0- 0	0- 0				
3- 8	0- 0	0- 1	NON-CONFERENCE	0- 3	0- 3	3- 1				
0- 3	0- 0	0- 1	HOME	0- 1	0- 1	0- 0				
3- 4	0- 0	0- 0	AWAY	0- 1	0- 2	3- 1				
0- 1	0- 0	0- 0	NEUTRAL	0- 1	0- 0	0- 0				
1- 10	0- 1	0- 4	CONFERENCE	0- 4	1- 0	0- 1				
1- 5	0- 0	0- 2	HOME	0- 2	1- 0	0- 1				
0- 5	0- 1	0- 2	AWAY	0- 2	0- 0	0- 0				
0- 0	0- 0	0- 0	NEUTRAL	0- 0	0- 0	0- 0				

RPI 1-25				RPI 26-50				RPI 51-100				RPI 101+ Team's RPI: 239			
RPI	S	Opponent	Score	RPI	S	Opponent	Score	RPI	S	Opponent	Score	RPI	S	Opponent	Score
20	A	DePaul	66 92	31	H	Creighton	56 65	70	N	Fresno St.	69 82	116	A	Fordham	54 67
				36	A	Marquette	51 73	75	A	Seton Hall	60 79	131	H	Providence	62 53
				46	H	James Madison	59 66	75	H	Seton Hall	47 61	132	H	Richmond	49 51
				49	A	St. John's (NY)	54 71	86	H	Rider	64 65	146	A	George Washington	49 52
				49	H	St. John's (NY)	68 74	89	A	Villanova	53 74	173	A	Columbia	49 54
								94	H	Butler	46 47	241	H	Xavier	64 85
								96	A	Davidson	52 66	262	A	LMU (CA)	64 53
												271	A	Pittsburgh	66 56
												323	A	UMES	57 39
LAST 10 Division I															
49	H	St. John's (NY)	68 74	94	H	Butler	46 47								
75	H	Seton Hall	47 61	241	H	Xavier	64 85								
20	A	DePaul	66 92	75	A	Seton Hall	60 79								
36	A	Marquette	51 73	49	A	St. John's (NY)	54 71								
89	A	Villanova	53 74	131	H	Providence	62 53								

Non-Div I Games:

Georgetown

Average RPI Win:	336	WON-LOST	WINNING	LAST 10	STRENGTH OF	OPP. STRENGTH	TEAM	ADJ.	CONF.	ADJ CONF.
Average RPI Loss:	184	RECORD	PCT. RANK	GAMES	SCHEDULE	OF SCHEDULE	RPI	RPI	RPI	RPI
DIV. I ONLY	4- 16	314	2-8	256	323	328	328	22	22	
DIV. I NON-CONF.	3- 8	268	1-0	255	330	318	318	21	21	
TOTALS	RPI 1-25	RPI 26-50	W-L RECORDS	RPI 51-100	RPI 101-150	RPI 150+				
4- 16	0- 1	0- 0	OVERALL	0- 2	0- 1	4- 12				
3- 7	0- 1	0- 0	HOME	0- 1	0- 0	3- 5				
0- 9	0- 0	0- 0	AWAY	0- 1	0- 1	0- 7				
1- 0	0- 0	0- 0	NEUTRAL	0- 0	0- 0	1- 0				
3- 8	0- 1	0- 0	NON-CONFERENCE	0- 1	0- 0	3- 6				
2- 4	0- 1	0- 0	HOME	0- 0	0- 0	2- 3				
0- 4	0- 0	0- 0	AWAY	0- 1	0- 0	0- 3				
1- 0	0- 0	0- 0	NEUTRAL	0- 0	0- 0	1- 0				
1- 8	0- 0	0- 0	CONFERENCE	0- 1	0- 1	1- 6				
1- 3	0- 0	0- 0	HOME	0- 1	0- 0	1- 2				
0- 5	0- 0	0- 0	AWAY	0- 0	0- 1	0- 4				
0- 0	0- 0	0- 0	NEUTRAL	0- 0	0- 0	0- 0				

RPI 1-25				RPI 26-50				RPI 51-100				RPI 101+ Team's RPI: 328			
RPI	S	Opponent	Score	RPI	S	Opponent	Score	RPI	S	Opponent	Score	RPI	S	Opponent	Score
9	H	Maryland	41 114					64	H	Troy	57 71	126	A	Coastal Caro.	45 87
								88	A	Georgia Tech	28 69	152	A	UNC Greensboro	49 64
												153	H	Louisiana	65 75
												164	H	Toledo	48 74
												175	A	Little Rock	46 66
												190	A	Furman	55 62
												201	A	Arkansas St.	68 70
												229	A	UTEP	68 71
												251	H	South Alabama	64 81
												277	A	Appalachian St.	37 65
												283	H	FIU	63 70
												284	H	Alabama A&M	52 67
												292	A	Ga. Southern	56 81
												319	N	New Mexico St.	59 51
												327	H	SIUE	74 73
												347	H	La.-Monroe	68 52
												350	H	South Carolina St.	77 52
LAST 10 Division I															
126	A	Coastal Caro.	45 87	175	A	Little Rock	46 66								
277	A	Appalachian St.	37 65	201	A	Arkansas St.	68 70								
292	A	Ga. Southern	56 81	347	H	La.-Monroe	68 52								
64	H	Troy	57 71	153	H	Louisiana	65 75								
251	H	South Alabama	64 81	327	H	SIUE	74 73								

Non-Div I Games:

Georgia St.

■ Loss,
 ■ Non-Conf,
 ■ S Site,
 ■ H Home
 ■ A Away
 N Neutral

Average RPI Win:	149	WON-LOST	WINNING	LAST 10	STRENGTH OF	OPP. STRENGTH	TEAM	ADJ.	CONF.	ADJ CONF.
Average RPI Loss:	60	RECORD	PCT. RANK	GAMES	SCHEDULE	OF SCHEDULE	RPI	RPI	RPI	RPI
DIV. I ONLY	14- 8	95	4-6	123	9	88	88	5	5	
DIV. I NON-CONF.	9- 2	38	0	150	81	54	54	3	3	
TOTALS	RPI 1-25	RPI 26-50	W-L RECORDS	RPI 51-100	RPI 101-150	RPI 150+				
14- 8	1- 1	1- 2	OVERALL	4- 4	3- 1	5- 0				
8- 3	0- 0	1- 0	HOME	1- 2	2- 1	4- 0				
4- 3	1- 0	0- 1	AWAY	1- 2	1- 0	1- 0				
2- 2	0- 1	0- 1	NEUTRAL	2- 0	0- 0	0- 0				
9- 2	0- 1	0- 1	NON-CONFERENCE	3- 0	2- 0	4- 0				
5- 0	0- 0	0- 0	HOME	0- 0	2- 0	3- 0				
2- 0	0- 0	0- 0	AWAY	1- 0	0- 0	1- 0				
2- 2	0- 1	0- 1	NEUTRAL	2- 0	0- 0	0- 0				
5- 6	1- 0	1- 1	CONFERENCE	1- 4	1- 1	1- 0				
3- 3	0- 0	1- 0	HOME	1- 2	0- 1	1- 0				
2- 3	1- 0	0- 1	AWAY	0- 2	1- 0	0- 0				
0- 0	0- 0	0- 0	NEUTRAL	0- 0	0- 0	0- 0				

RPI 1-25				RPI 26-50				RPI 51-100				Team's RPI: 88	RPI 101+			
RPI	S	Opponent	Score	RPI	S	Opponent	Score	RPI	S	Opponent	Score		RPI	S	Opponent	Score
18	N	Texas A&M	48 60	42	A	Duke	46 58	58	H	North Carolina	60 67		105	H	Notre Dame	51 59
23	A	Florida St.	67 52	44	H	Virginia	61 51	60	A	Miami (FL)	49 54		107	H	Wisconsin	60 41
				45	N	Rutgers	43 46	60	H	Miami (FL)	61 54		118	A	Syracuse	82 64
								61	H	Boston College	48 55		148	H	Houston	69 38
								75	N	Seton Hall	79 54		174	H	Clemson	49 47
								78	A	Georgia	73 40		220	A	Kennesaw St.	63 47
								93	A	Wake Forest	60 65		261	H	ETSU	87 48
								98	N	Rice	54 52		328	H	Georgia St.	69 28
													345	H	Grambling	89 42
LAST 10 Division I																
				105	H	Notre Dame	51 59			118	A	Syracuse			82	64
				60	A	Miami (FL)	49 54			174	H	Clemson			49	47
				42	A	Duke	46 58			23	A	Florida St.			67	52
				58	H	North Carolina	60 67			93	A	Wake Forest			60	65
				61	H	Boston College	48 55			60	H	Miami (FL)			61	54

Non-Div I Games:

Georgia Tech

■ Loss,
 ■ Non-Conf,
 ■ S Site,
 ■ H Home
 ■ A Away
 N Neutral

Gonzaga

Through Games Of Feb. 2, 2020

Average RPI Win:	133	WON-LOST	WINNING	LAST 10	STRENGTH OF	OPP. STRENGTH	TEAM	ADJ.	CONF.	ADJ CONF.
Average RPI Loss:	4	RECORD	PCT. RANK	GAMES	SCHEDULE	OF SCHEDULE	RPI	RPI	RPI	RPI
DIV. I ONLY	22- 1	1	10-0	45	71	6	6	11	11	
DIV. I NON-CONF.	11- 1	13	0	16	19	2	2	11	11	
TOTALS	RPI 1-25	RPI 26-50	W-L RECORDS	RPI 51-100	RPI 101-150	RPI 150+				
22- 1	1- 1	1- 0	OVERALL	8- 0	3- 0	9- 0				
12- 0	1- 0	0- 0	HOME	3- 0	2- 0	6- 0				
7- 1	0- 1	0- 0	AWAY	3- 0	1- 0	3- 0				
3- 0	0- 0	1- 0	NEUTRAL	2- 0	0- 0	0- 0				
11- 1	1- 1	1- 0	NON-CONFERENCE	6- 0	0- 0	3- 0				
5- 0	1- 0	0- 0	HOME	2- 0	0- 0	2- 0				
3- 1	0- 1	0- 0	AWAY	2- 0	0- 0	1- 0				
3- 0	0- 0	1- 0	NEUTRAL	2- 0	0- 0	0- 0				
11- 0	0- 0	0- 0	CONFERENCE	2- 0	3- 0	6- 0				
7- 0	0- 0	0- 0	HOME	1- 0	2- 0	4- 0				
4- 0	0- 0	0- 0	AWAY	1- 0	1- 0	2- 0				
0- 0	0- 0	0- 0	NEUTRAL	0- 0	0- 0	0- 0				

RPI	S	Opponent	Score	RPI	S	Opponent	Score	RPI	S	Opponent	Score	RPI	S	Opponent	Score
4	A	Stanford	70 76	26	N	Purdue	63 50	59	N	Middle Tenn.	62 50	109	H	Pacific	68 67
10	H	Missouri St.	64 52					65	A	BYU	55 43	125	A	San Diego	57 42
								65	H	BYU	59 44	125	H	San Diego	57 46
								69	H	UT Martin	78 55	155	H	Portland	62 57
								77	N	Dayton	76 65	172	H	Saint Mary's (CA)	74 49
								85	A	Washington St.	76 53	180	A	Santa Clara	67 52
								95	A	Montana St.	70 55	191	A	Wyoming	65 54
								100	H	Texas Southern	80 45	199	H	CSU Bakersfield	92 48
												216	H	Pepperdine	70 36
												223	A	San Francisco	69 46
												262	H	LMU (CA)	78 52
												308	H	Eastern Wash.	84 44
LAST 10 Division I															
65	H	BYU	59 44	180	A	Santa Clara	67 52								
125	H	San Diego	57 46	109	H	Pacific	68 67								
262	H	LMU (CA)	78 52	172	H	Saint Mary's (CA)	74 49								
216	H	Pepperdine	70 36	125	A	San Diego	57 42								
223	A	San Francisco	69 46	65	A	BYU	55 43								

Non-Div I Games:

Gonzaga

■ Loss,
■ Non-Conf, S Site,
■ Home
■ Away
N Neutral

Grambling

Through Games Of Feb. 2, 2020

Average RPI Win: 284	WON-LOST	WINNING	LAST 10	STRENGTH OF	OPP. STRENGTH	TEAM	ADJ.	CONF.	ADJ CONF.
Average RPI Loss: 197	RECORD	PCT. RANK	GAMES	SCHEDULE	OF SCHEDULE	RPI	RPI	RPI	RPI
DIV. I ONLY	1- 17	345	1-9	261	283	345	345	31	31
DIV. I NON-CONF.	0- 10	338	0-2	106	175	316	316	31	31
TOTALS	RPI 1-25	RPI 26-50	W-L RECORDS	RPI 51-100	RPI 101-150	RPI 150+			
1- 17	0- 2	0- 0	OVERALL	0- 2	0- 2	1- 11			
1- 5	0- 0	0- 0	HOME	0- 1	0- 2	1- 2			
0- 11	0- 2	0- 0	AWAY	0- 1	0- 0	0- 8			
0- 1	0- 0	0- 0	NEUTRAL	0- 0	0- 0	0- 1			
0- 10	0- 2	0- 0	NON-CONFERENCE	0- 1	0- 2	0- 5			
0- 2	0- 0	0- 0	HOME	0- 0	0- 2	0- 0			
0- 7	0- 2	0- 0	AWAY	0- 1	0- 0	0- 4			
0- 1	0- 0	0- 0	NEUTRAL	0- 0	0- 0	0- 1			
1- 7	0- 0	0- 0	CONFERENCE	0- 1	0- 0	1- 6			
1- 3	0- 0	0- 0	HOME	0- 1	0- 0	1- 2			
0- 4	0- 0	0- 0	AWAY	0- 0	0- 0	0- 4			
0- 0	0- 0	0- 0	NEUTRAL	0- 0	0- 0	0- 0			

RPI 1-25				RPI 26-50				RPI 51-100				RPI 101+ Team's RPI: 345			
RPI	S	Opponent	Score	RPI	S	Opponent	Score	RPI	S	Opponent	Score	RPI	S	Opponent	Score
5	A	Baylor	46 120					88	A	Georgia Tech	42 89	112	H	UT Arlington	54 88
24	A	Kentucky	35 81					100	H	Texas Southern	85 89	119	H	Florida	65 72
												166	A	Jackson St.	46 61
												167	A	Wichita St.	65 77
												187	N	Binghamton	67 88
												235	A	Louisiana Tech	66 70
												246	A	Southern U.	57 81
												283	A	FIU	55 56
												284	H	Alabama A&M	69 59
												295	H	Prairie View	54 67
												317	A	Ark.-Pine Bluff	79 84
												321	A	Alcorn	54 80
												334	H	Alabama St.	59 73
												342	A	Northwestern St.	61 65
LAST 10 Division I															
317	A	Ark.-Pine Bluff	79 84	246	A	Southern U.	57 81								
166	A	Jackson St.	46 61	334	H	Alabama St.	59 73								
100	H	Texas Southern	85 89	284	H	Alabama A&M	69 59								
295	H	Prairie View	54 67	167	A	Wichita St.	65 77								
321	A	Alcorn	54 80	187	N	Binghamton	67 88								

Non-Div I Games: Centenary (LA) 106 42

Grambling

■ Loss,
 ■ Non-Conf,
 ■ S Site,
 ■ H Home
 ■ A Away
 N Neutral

Grand Canyon

Through Games Of Feb. 2, 2020

Average RPI Win:	286	WON-LOST	WINNING	LAST 10	STRENGTH OF	OPP. STRENGTH	TEAM	ADJ.	CONF.	ADJ CONF.
Average RPI Loss:	192	RECORD	PCT. RANK	GAMES	SCHEDULE	OF SCHEDULE	RPI	RPI	RPI	RPI
DIV. I ONLY	9- 8	160	7-3	282	344	250	250	32	32	
DIV. I NON-CONF.	3- 6	235	1-1	161	299	269	269	32	32	
TOTALS	RPI 1-25	RPI 26-50	W-L RECORDS	RPI 51-100	RPI 101-150	RPI 150+				
9- 8	0- 0	0- 0	OVERALL	0- 0	0- 1	9- 7				
6- 4	0- 0	0- 0	HOME	0- 0	0- 0	6- 4				
3- 4	0- 0	0- 0	AWAY	0- 0	0- 1	3- 3				
0- 0	0- 0	0- 0	NEUTRAL	0- 0	0- 0	0- 0				
3- 6	0- 0	0- 0	NON-CONFERENCE	0- 0	0- 1	3- 5				
3- 2	0- 0	0- 0	HOME	0- 0	0- 0	3- 2				
0- 4	0- 0	0- 0	AWAY	0- 0	0- 1	0- 3				
0- 0	0- 0	0- 0	NEUTRAL	0- 0	0- 0	0- 0				
6- 2	0- 0	0- 0	CONFERENCE	0- 0	0- 0	6- 2				
3- 2	0- 0	0- 0	HOME	0- 0	0- 0	3- 2				
3- 0	0- 0	0- 0	AWAY	0- 0	0- 0	3- 0				
0- 0	0- 0	0- 0	NEUTRAL	0- 0	0- 0	0- 0				

RPI 1-25			RPI 26-50			RPI 51-100			RPI 101+			Team's RPI: 250
RPI	S	Opponent	Score	RPI	S	Opponent	Score	RPI	S	Opponent	Score	
								128	A	California	53	72
								155	A	Portland	41	73
								184	H	UNLV	53	51
								185	A	Montana	67	72
								186	A	Portland St.	46	69
								199	H	CSU Bakersfield	54	59
								200	H	North Dakota	76	78
								217	H	Southern Utah	69	65
								233	H	Cal St. Fullerton	70	80
								248	H	UMKC	53	74
								264	H	UC Santa Barbara	58	57
								300	H	UTRGV	62	60
								301	A	California Baptist	62	58
								313	A	Seattle U	56	48
								319	H	New Mexico St.	60	49
								324	A	Utah Valley	66	59
								348	H	Chicago St.	69	49
LAST 10 Division I												
								319	H	New Mexico St.	60	49
								300	H	UTRGV	62	60
								324	A	Utah Valley	66	59
								313	A	Seattle U	56	48
								248	H	UMKC	53	74
								348	H	Chicago St.	69	49
								301	A	California Baptist	62	58
								199	H	CSU Bakersfield	54	59
								128	A	California	53	72
								264	H	UC Santa Barbara	58	57

Non-Div I Games: Benedictine Mesa 72 53 Whittier 77 41

Grand Canyon

■ Loss,
 ■ Non-Conf,
 ■ S Site,
 ■ H Home
 ■ A Away
 N Neutral

Average RPI Win:	216	WON-LOST	WINNING	LAST 10	STRENGTH OF	OPP. STRENGTH	TEAM	ADJ.	CONF.	ADJ CONF.
Average RPI Loss:	113	RECORD	PCT. RANK	GAMES	SCHEDULE	OF SCHEDULE	RPI	RPI	RPI	RPI
DIV. I ONLY	12- 11	179	6-4	102	176	135	135	21	21	
DIV. I NON-CONF.	5- 7	205	0	43	32	112	112	19	19	
TOTALS	RPI 1-25	RPI 26-50	W-L RECORDS	RPI 51-100	RPI 101-150	RPI 150+				
12- 11	1- 2	0- 2	OVERALL	0- 3	2- 0	9- 4				
4- 6	0- 1	0- 2	HOME	0- 2	1- 0	3- 1				
6- 4	1- 0	0- 0	AWAY	0- 1	0- 0	5- 3				
2- 1	0- 1	0- 0	NEUTRAL	0- 0	1- 0	1- 0				
5- 7	1- 2	0- 2	NON-CONFERENCE	0- 2	2- 0	2- 1				
1- 4	0- 1	0- 2	HOME	0- 1	1- 0	0- 0				
2- 2	1- 0	0- 0	AWAY	0- 1	0- 0	1- 1				
2- 1	0- 1	0- 0	NEUTRAL	0- 0	1- 0	1- 0				
7- 4	0- 0	0- 0	CONFERENCE	0- 1	0- 0	7- 3				
3- 2	0- 0	0- 0	HOME	0- 1	0- 0	3- 1				
4- 2	0- 0	0- 0	AWAY	0- 0	0- 0	4- 2				
0- 0	0- 0	0- 0	NEUTRAL	0- 0	0- 0	0- 0				

RPI S	Opponent	Score	RPI S	Opponent	Score	RPI S	Opponent	Score	RPI S	Opponent	Score	Team's RPI: 135
13 N	Mississippi St.	58 83	36 H	Marquette	47 60	52 H	IUPUI	42 54	118 N	Syracuse	79 73	
17 A	Central Mich.	111 105	47 H	South Dakota	60 66	68 H	South Dakota St.	55 60	149 H	Missouri	72 64	
20 H	DePaul	65 76				80 A	Marist	60 72	195 A	Cleveland St.	74 54	
									197 A	Wright St.	68 59	
									197 H	Wright St.	58 70	
									209 A	Northern Ky.	43 63	
									209 H	Northern Ky.	65 44	
									226 N	Bowling Green	73 54	
									228 A	Youngstown St.	70 63	
									240 H	Milwaukee	61 48	
									244 A	Maine	60 61	
									281 A	Oakland	88 93	
									325 A	Detroit Mercy	65 48	
									335 H	UIC	73 36	
									348 A	Chicago St.	102 46	
LAST 10 Division I												
209 A	Northern Ky.	43 63	52 H	IUPUI	42 54							
197 A	Wright St.	68 59	325 A	Detroit Mercy	65 48							
195 A	Cleveland St.	74 54	281 A	Oakland	88 93							
228 A	Youngstown St.	70 63	240 H	Milwaukee	61 48							
335 H	UIC	73 36	197 H	Wright St.	58 70							

Non-Div I Games:

Green Bay

■ Loss,
■ Non-Conf, S Site,
■ Home
■ Away
N Neutral

RPI 1-25				RPI 26-50				RPI 51-100				RPI 101+				Team's RPI: 156	
RPI	S	Opponent	Score	RPI	S	Opponent	Score	RPI	S	Opponent	Score	RPI	S	Opponent	Score		
30	A	Old Dominion	38 75					71	A	Alabama	64 61	113	H	Liberty	59 83		
												132	N	Richmond	69 65		
												134	H	Campbell	31 68		
												176	H	Norfolk St.	56 77		
												178	H	Fla. Atlantic	63 64		
												190	A	Furman	65 70		
												210	H	High Point	77 81		
												219	A	Chattanooga	84 55		
												225	N	Mt. St. Mary's	68 60		
												230	H	Radford	51 48		
												234	H	Gardner-Webb	63 58		
												238	A	UNC Asheville	76 66		
												238	H	UNC Asheville	68 59		
												257	A	Winthrop	66 72		
												265	H	Longwood	72 55		
												303	A	Presbyterian	71 42		
												338	H	USC Upstate	60 40		
												339	A	Charleston So.	64 59		
LAST 10 Division I																	
238	A	UNC Asheville	76 66	134	H	Campbell	31 68										
265	H	Longwood	72 55	230	H	Radford	51 48										
210	H	High Point	77 81	303	A	Presbyterian	71 42										
339	A	Charleston So.	64 59	234	H	Gardner-Webb	63 58										
338	H	USC Upstate	60 40	238	H	UNC Asheville	68 59										

Non-Div I Games:

Hartford

Through Games Of Feb. 2, 2020

Average RPI Win:	0	WON-LOST	WINNING	LAST 10	STRENGTH OF	OPP. STRENGTH	TEAM	ADJ.	CONF.	ADJ CONF.
Average RPI Loss:	198	RECORD	PCT. RANK	GAMES	SCHEDULE	OF SCHEDULE	RPI	RPI	RPI	RPI
DIV. I ONLY	0- 22	349	0-10	239	289	346	346	27	27	
DIV. I NON-CONF.	0- 13	338	0-1	209	250	338	338	27	27	
TOTALS	RPI 1-25	RPI 26-50	W-L RECORDS	RPI 51-100	RPI 101-150	RPI 150+				
0- 22	0- 1	0- 0	OVERALL	0- 1	0- 7	0- 13				
0- 10	0- 0	0- 0	HOME	0- 0	0- 1	0- 9				
0- 12	0- 1	0- 0	AWAY	0- 1	0- 6	0- 4				
0- 0	0- 0	0- 0	NEUTRAL	0- 0	0- 0	0- 0				
0- 13	0- 1	0- 0	NON-CONFERENCE	0- 0	0- 7	0- 5				
0- 6	0- 0	0- 0	HOME	0- 0	0- 1	0- 5				
0- 7	0- 1	0- 0	AWAY	0- 0	0- 6	0- 0				
0- 0	0- 0	0- 0	NEUTRAL	0- 0	0- 0	0- 0				
0- 9	0- 0	0- 0	CONFERENCE	0- 1	0- 0	0- 8				
0- 4	0- 0	0- 0	HOME	0- 0	0- 0	0- 4				
0- 5	0- 0	0- 0	AWAY	0- 1	0- 0	0- 4				
0- 0	0- 0	0- 0	NEUTRAL	0- 0	0- 0	0- 0				

RPI 1-25				RPI 26-50				RPI 51-100				RPI 101+ Team's RPI: 346			
RPI	S	Opponent	Score	RPI	S	Opponent	Score	RPI	S	Opponent	Score	RPI	S	Opponent	Score
19	A	Princeton	42 73					84	A	Stony Brook	55 66	102	A	Michigan St.	34 79
												103	A	Penn	46 74
												124	A	Harvard	44 53
												129	A	Massachusetts	48 74
												130	A	Northeastern	47 60
												131	H	Providence	57 75
												144	A	William & Mary	44 61
												165	H	Quinnipiac	50 87
												177	H	Rhode Island	56 68
												187	A	Binghamton	44 80
												203	H	UMass Lowell	63 68
												244	A	Maine	73 87
												244	H	Maine	52 69
												272	A	New Hampshire	71 72
												293	H	Vermont	53 63
												302	A	UMBC	54 61
												311	H	Albany (NY)	63 68
												312	H	Hofstra	41 43
												330	H	NJIT	52 61
												344	H	Central Conn. St.	54 61
LAST 10 Division I															
244	H	Maine	52 69	84	A	Stony Brook	55 66								
187	A	Binghamton	44 80	203	H	UMass Lowell	63 68								
311	H	Albany (NY)	63 68	272	A	New Hampshire	71 72								
302	A	UMBC	54 61	244	A	Maine	73 87								
293	H	Vermont	53 63	165	H	Quinnipiac	50 87								

Non-Div I Games:

Hartford

■ Loss,
 ■ Non-Conf, S Site,
 ■ Home
 ■ Away
 N Neutral

Harvard

Through Games Of Feb. 2, 2020

Average RPI Win:	197	WON-LOST	WINNING	LAST 10	STRENGTH OF	OPP. STRENGTH	TEAM	ADJ.	CONF.	ADJ CONF.
Average RPI Loss:	129	RECORD	PCT. RANK	GAMES	SCHEDULE	OF SCHEDULE	RPI	RPI	RPI	RPI
DIV. I ONLY	11- 6	91	6-4	224	104	124	124	8	8	
DIV. I NON-CONF.	9- 4	84	4-2	285	120	124	124	8	8	
TOTALS	RPI 1-25	RPI 26-50	W-L RECORDS	RPI 51-100	RPI 101-150	RPI 150+				
11- 6	0- 1	0- 1	OVERALL	0- 0	2- 1	9- 3				
6- 2	0- 1	0- 0	HOME	0- 0	2- 1	4- 0				
5- 3	0- 0	0- 1	AWAY	0- 0	0- 0	5- 2				
0- 1	0- 0	0- 0	NEUTRAL	0- 0	0- 0	0- 1				
9- 4	0- 0	0- 1	NON-CONFERENCE	0- 0	1- 1	8- 2				
4- 1	0- 0	0- 0	HOME	0- 0	1- 1	3- 0				
5- 2	0- 0	0- 1	AWAY	0- 0	0- 0	5- 1				
0- 1	0- 0	0- 0	NEUTRAL	0- 0	0- 0	0- 1				
2- 2	0- 1	0- 0	CONFERENCE	0- 0	1- 0	1- 1				
2- 1	0- 1	0- 0	HOME	0- 0	1- 0	1- 0				
0- 1	0- 0	0- 0	AWAY	0- 0	0- 0	0- 1				
0- 0	0- 0	0- 0	NEUTRAL	0- 0	0- 0	0- 0				

RPI 1-25	RPI 26-50	RPI 51-100	RPI 101+ Team's RPI: 124
RPI S Opponent Score	RPI S Opponent Score	RPI S Opponent Score	RPI S Opponent Score
19 H Princeton 46 60	45 A Rutgers 46 74		103 H Penn 58 51
			128 H California 56 53
			130 H Northeastern 44 46
			162 A Boston U. 66 39
			165 A Quinnipiac 77 68
			170 A Dartmouth 62 63
			170 H Dartmouth 64 49
			177 H Rhode Island 61 58
			178 A Fla. Atlantic 65 51
			183 A Northern Ill. 59 53
			202 A La Salle 69 75
			208 N Saint Joseph's 39 63
			244 A Maine 69 40
			306 H Siena 68 51
			346 H Hartford 53 44
LAST 10 Division I			
19 H Princeton 46 60	178 A Fla. Atlantic 65 51		
103 H Penn 58 51	208 N Saint Joseph's 39 63		
170 H Dartmouth 64 49	244 A Maine 69 40		
170 A Dartmouth 62 63	130 H Northeastern 44 46		
177 H Rhode Island 61 58	165 A Quinnipiac 77 68		

Non-Div I Games:

Harvard

Loss, Non-Conf, S Site, H Home A Away N Neutral

Average RPI Win: 231	WON-LOST	WINNING	LAST 10	STRENGTH OF	OPP. STRENGTH	TEAM	ADJ.	CONF.	ADJ CONF.
Average RPI Loss: 156	RECORD	PCT. RANK	GAMES	SCHEDULE	OF SCHEDULE	RPI	RPI	RPI	RPI
DIV. I ONLY	10- 10	180	5-5	175	215	192	192	28	28
DIV. I NON-CONF.	5- 7	205	0-2	89	101	168	168	26	26
TOTALS	RPI 1-25	RPI 26-50	W-L RECORDS	RPI 51-100	RPI 101-150	RPI 150+			
10- 10	0- 2	1- 0	OVERALL	0- 1	1- 2	8- 5			
7- 4	0- 1	1- 0	HOME	0- 1	0- 1	6- 1			
3- 6	0- 1	0- 0	AWAY	0- 0	1- 1	2- 4			
0- 0	0- 0	0- 0	NEUTRAL	0- 0	0- 0	0- 0			
5- 7	0- 2	1- 0	NON-CONFERENCE	0- 1	1- 2	3- 2			
3- 4	0- 1	1- 0	HOME	0- 1	0- 1	2- 1			
2- 3	0- 1	0- 0	AWAY	0- 0	1- 1	1- 1			
0- 0	0- 0	0- 0	NEUTRAL	0- 0	0- 0	0- 0			
5- 3	0- 0	0- 0	CONFERENCE	0- 0	0- 0	5- 3			
4- 0	0- 0	0- 0	HOME	0- 0	0- 0	4- 0			
1- 3	0- 0	0- 0	AWAY	0- 0	0- 0	1- 3			
0- 0	0- 0	0- 0	NEUTRAL	0- 0	0- 0	0- 0			

RPI 1-25				RPI 26-50				RPI 51-100				RPI 101+ Team's RPI: 192			
RPI	S	Opponent	Score	RPI	S	Opponent	Score	RPI	S	Opponent	Score	RPI	S	Opponent	Score
11	A	Oregon St.	32 64	37	H	Texas	73 60	100	H	Texas Southern	57 74	103	H	Penn	55 70
16	H	NC State	59 68									106	A	Idaho	52 67
												133	A	Washington	62 50
												169	A	UC Davis	49 62
												216	A	Pepperdine	52 51
												233	H	Cal St. Fullerton	79 72
												242	H	San Diego St.	61 58
												256	H	North Texas	60 66
												259	A	Long Beach St.	55 62
												259	H	Long Beach St.	68 44
												262	A	LMU (CA)	51 65
												273	A	CSUN	54 58
												297	H	UC Irvine	94 70
												298	A	UC Riverside	65 59
												298	H	UC Riverside	80 57
												299	H	UTSA	62 50
LAST 10 Division I															
259	H	Long Beach St.	68 44	298	H	UC Riverside	80 57								
297	H	UC Irvine	94 70	169	A	UC Davis	49 62								
298	A	UC Riverside	65 59	273	A	CSUN	54 58								
259	A	Long Beach St.	55 62	103	H	Penn	55 70								
233	H	Cal St. Fullerton	79 72	106	A	Idaho	52 67								

Non-Div I Games: Hope Int'l 86 49

Hawaii

■ Loss,
 ■ Non-Conf, S Site,
 ■ Home
 ■ Away
 N Neutral

Average RPI Win:	275	WON-LOST	WINNING	LAST 10	STRENGTH OF	OPP. STRENGTH	TEAM	ADJ.	CONF.	ADJ CONF.
Average RPI Loss:	169	RECORD	PCT. RANK	GAMES	SCHEDULE	OF SCHEDULE	RPI	RPI	RPI	RPI
DIV. I ONLY	9- 11	205	7-3	236	326	210	210	26	26	
DIV. I NON-CONF.	2- 7	288	0	178	235	274	274	28	28	
TOTALS	RPI 1-25	RPI 26-50	W-L RECORDS	RPI 51-100	RPI 101-150	RPI 150+				
9- 11	0- 0	0- 1	OVERALL	0- 2	0- 1	9- 7				
5- 2	0- 0	0- 0	HOME	0- 1	0- 0	5- 1				
4- 9	0- 0	0- 1	AWAY	0- 1	0- 1	4- 6				
0- 0	0- 0	0- 0	NEUTRAL	0- 0	0- 0	0- 0				
2- 7	0- 0	0- 1	NON-CONFERENCE	0- 2	0- 0	2- 4				
1- 2	0- 0	0- 0	HOME	0- 1	0- 0	1- 1				
1- 5	0- 0	0- 1	AWAY	0- 1	0- 0	1- 3				
0- 0	0- 0	0- 0	NEUTRAL	0- 0	0- 0	0- 0				
7- 4	0- 0	0- 0	CONFERENCE	0- 0	0- 1	7- 3				
4- 0	0- 0	0- 0	HOME	0- 0	0- 0	4- 0				
3- 4	0- 0	0- 0	AWAY	0- 0	0- 1	3- 3				
0- 0	0- 0	0- 0	NEUTRAL	0- 0	0- 0	0- 0				

RPI 1-25	RPI 26-50	RPI 51-100	RPI 101+ Team's RPI: 210
RPI S Opponent Score	RPI S Opponent Score	RPI S Opponent Score	RPI S Opponent Score
	42 Duke 57 93	94 Butler 52 74	134 Campbell 36 73
		96 Davidson 63 73	152 UNC Greensboro 70 82
			156 Hampton 81 77
			176 Norfolk St. 58 72
			188 American 48 56
			230 Radford 68 58
			234 Gardner-Webb 57 70
			238 UNC Asheville 60 76
			245 Col. of Charleston 70 79
			257 Winthrop 63 69
			257 Winthrop 94 61
			261 ETSU 80 62
			265 Longwood 76 69
			303 Presbyterian 60 55
			322 N.C. Central 78 58
			338 USC Upstate 85 46
			339 Charleston So. 84 70
LAST 10 Division I			
257 Winthrop 94 61	339 Charleston So. 84 70		
234 Gardner-Webb 57 70	238 UNC Asheville 60 76		
156 Hampton 81 77	230 Radford 68 58		
303 Presbyterian 60 55	338 USC Upstate 85 46		
265 Longwood 76 69	257 Winthrop 63 69		

Non-Div I Games:

High Point

Loss, Non-Conf, S Site, Home Away N Neutral

Average RPI Win: 237	WON-LOST	WINNING	LAST 10	STRENGTH OF	OPP. STRENGTH	TEAM	ADJ.	CONF.	ADJ CONF.
Average RPI Loss: 182	RECORD	PCT. RANK	GAMES	SCHEDULE	OF SCHEDULE	RPI	RPI	RPI	RPI
DIV. I ONLY	3- 17	325	0-10	159	315	312	312	14	14
DIV. I NON-CONF.	3- 8	268	0-1	189	351	301	301	13	13
TOTALS	RPI 1-25	RPI 26-50	W-L RECORDS	RPI 51-100	RPI 101-150	RPI 150+			
3- 17	0- 0	0- 1	OVERALL	0- 2	1- 4	2- 10			
2- 7	0- 0	0- 0	HOME	0- 1	1- 1	1- 5			
1- 8	0- 0	0- 1	AWAY	0- 1	0- 1	1- 5			
0- 2	0- 0	0- 0	NEUTRAL	0- 0	0- 2	0- 0			
3- 8	0- 0	0- 0	NON-CONFERENCE	0- 1	1- 2	2- 5			
2- 3	0- 0	0- 0	HOME	0- 1	1- 0	1- 2			
1- 3	0- 0	0- 0	AWAY	0- 0	0- 0	1- 3			
0- 2	0- 0	0- 0	NEUTRAL	0- 0	0- 2	0- 0			
0- 9	0- 0	0- 1	CONFERENCE	0- 1	0- 2	0- 5			
0- 4	0- 0	0- 0	HOME	0- 0	0- 1	0- 3			
0- 5	0- 0	0- 1	AWAY	0- 1	0- 1	0- 2			
0- 0	0- 0	0- 0	NEUTRAL	0- 0	0- 0	0- 0			

RPI 1-25	RPI 26-50	RPI 51-100	RPI 101+	Team's RPI: 312
RPI S Opponent Score	RPI S Opponent Score	RPI S Opponent Score	RPI S Opponent Score	Score
	46 James Madison 50 92	57 Drexel 54 74	130 Northeastern 51 74	
		84 Stony Brook 38 81	134 Campbell 58 55	
			144 William & Mary 53 66	
			145 N Samford 45 65	
			148 N Houston 44 54	
			154 Elon 56 69	
			193 Towson 71 84	
			195 Cleveland St. 51 61	
			205 Fairfield 64 73	
			212 Delaware 59 80	
			232 Morgan St. 51 39	
			245 Col. of Charleston 60 63	
			255 UNCW 59 62	
			263 Howard 64 73	
			282 Sacred Heart 44 71	
			333 LIU Brooklyn 46 85	
			346 Hartford 43 41	
LAST 10 Division I				
245 Col. of Charleston 60 63	144 William & Mary 53 66			
255 UNCW 59 62	57 Drexel 54 74			
193 Towson 71 84	212 Delaware 59 80			
46 James Madison 50 92	130 Northeastern 51 74			
154 Elon 56 69	145 N Samford 45 65			

Non-Div I Games:

Hofstra

Loss, Non-Conf, S Site, Home Away N Neutral

Holy Cross

Through Games Of Feb. 2, 2020

Average RPI Win:	227	WON-LOST	WINNING	LAST 10	STRENGTH OF	OPP. STRENGTH	TEAM	ADJ.	CONF.	ADJ CONF.
Average RPI Loss:	144	RECORD	PCT. RANK	GAMES	SCHEDULE	OF SCHEDULE	RPI	RPI	RPI	RPI
DIV. I ONLY	13- 8	103	6-4	225	209	122	122	15	15	
DIV. I NON-CONF.	7- 4	100	0	239	252	110	110	15	15	
TOTALS	RPI 1-25	RPI 26-50	W-L RECORDS	RPI 51-100	RPI 101-150	RPI 150+				
13- 8	0- 0	0- 0	OVERALL	1- 3	1- 1	11- 4				
7- 1	0- 0	0- 0	HOME	1- 1	0- 0	6- 0				
6- 7	0- 0	0- 0	AWAY	0- 2	1- 1	5- 4				
0- 0	0- 0	0- 0	NEUTRAL	0- 0	0- 0	0- 0				
7- 4	0- 0	0- 0	NON-CONFERENCE	1- 1	0- 1	6- 2				
4- 0	0- 0	0- 0	HOME	1- 0	0- 0	3- 0				
3- 4	0- 0	0- 0	AWAY	0- 1	0- 1	3- 2				
0- 0	0- 0	0- 0	NEUTRAL	0- 0	0- 0	0- 0				
6- 4	0- 0	0- 0	CONFERENCE	0- 2	1- 0	5- 2				
3- 1	0- 0	0- 0	HOME	0- 1	0- 0	3- 0				
3- 3	0- 0	0- 0	AWAY	0- 1	1- 0	2- 2				
0- 0	0- 0	0- 0	NEUTRAL	0- 0	0- 0	0- 0				

RPI 1-25			RPI 26-50			RPI 51-100			RPI 101+			Team's RPI: 122
RPI	S	Opponent	Score	RPI	S	Opponent	Score	RPI	S	Opponent	Score	
						61	H Boston College	80 71	129	A Massachusetts	72 75	
						74	H Bucknell	40 51	141	A Lehigh	74 57	
						82	A North Florida	60 80	159	H Lafayette	57 56	
						83	A Colgate	60 71	161	A Illinois	75 78	
									162	A Boston U.	70 76	
									177	A Rhode Island	58 73	
									188	H American	72 59	
									206	H Merrimack	68 42	
									224	A Brown	83 71	
									254	A Stetson	75 63	
									269	A Loyola Maryland	64 56	
									272	H New Hampshire	82 61	
									282	A Sacred Heart	65 52	
									286	A Army West Point	48 61	
									290	A Navy	58 49	
									290	H Navy	57 43	
									318	H Bryant	87 75	
LAST 10 Division I												
						83	A Colgate	60 71	286	A Army West Point	48 61	
						290	H Navy	57 43	74	H Bucknell	40 51	
						162	A Boston U.	70 76	159	H Lafayette	57 56	
						141	A Lehigh	74 57	290	A Navy	58 49	
						188	H American	72 59	269	A Loyola Maryland	64 56	

Non-Div I Games:

Holy Cross

■ Loss,
 ■ Non-Conf,
 ■ S Site,
 ■ H Home
 ■ A Away
 N Neutral

Average RPI Win:	216	WON-LOST	WINNING	LAST 10	STRENGTH OF	OPP. STRENGTH	TEAM	ADJ.	CONF.	ADJ CONF.
Average RPI Loss:	93	RECORD	PCT. RANK	GAMES	SCHEDULE	OF SCHEDULE	RPI	RPI	RPI	RPI
DIV. I ONLY	11- 11	180	5-5	117	91	148	148	9	9	
DIV. I NON-CONF.	7- 7	164	1-1	184	110	183	183	9	9	
TOTALS	RPI 1-25	RPI 26-50	W-L RECORDS	RPI 51-100	RPI 101-150	RPI 150+				
11- 11	0- 2	1- 1	OVERALL	0- 4	1- 2	9- 2				
8- 2	0- 0	1- 1	HOME	0- 1	0- 0	7- 0				
1- 7	0- 2	0- 0	AWAY	0- 3	1- 1	0- 1				
2- 2	0- 0	0- 0	NEUTRAL	0- 0	0- 1	2- 1				
7- 7	0- 1	1- 1	NON-CONFERENCE	0- 1	0- 2	6- 2				
5- 1	0- 0	1- 1	HOME	0- 0	0- 0	4- 0				
0- 4	0- 1	0- 0	AWAY	0- 1	0- 1	0- 1				
2- 2	0- 0	0- 0	NEUTRAL	0- 0	0- 1	2- 1				
4- 4	0- 1	0- 0	CONFERENCE	0- 3	1- 0	3- 0				
3- 1	0- 0	0- 0	HOME	0- 1	0- 0	3- 0				
1- 3	0- 1	0- 0	AWAY	0- 2	1- 0	0- 0				
0- 0	0- 0	0- 0	NEUTRAL	0- 0	0- 0	0- 0				

RPI 1-25				RPI 26-50				RPI 51-100				RPI 101+ Team's RPI: 148			
RPI	S	Opponent	Score	RPI	S	Opponent	Score	RPI	S	Opponent	Score	RPI	S	Opponent	Score
8	A	UConn	51 91	29	H	FGCU	45 57	53	H	Temple	58 61	116	A	Fordham	54 63
18	A	Texas A&M	43 72	38	H	Oklahoma	85 69	81	A	South Fla.	45 74	118	N	Syracuse	62 87
								88	A	Georgia Tech	38 69	142	A	Tulane	66 60
								90	A	Cincinnati	66 85	167	H	Wichita St.	64 56
												179	H	Memphis	75 65
												194	H	Southern Miss.	75 60
												204	A	New Mexico	71 81
												222	H	Southeastern La.	78 65
												223	N	San Francisco	57 80
												235	H	Louisiana Tech	67 53
												274	H	East Carolina	72 63
												301	N	California Baptist	96 75
												310	H	Houston Baptist	82 60
												312	N	Hofstra	54 44
LAST 10 Division I															
142	A	Tulane	66 60	8	A	UConn	51 91	53	H	Temple	58 61				
81	A	South Fla.	45 74	179	H	Memphis	75 65	116	A	Fordham	54 63				
167	H	Wichita St.	64 56	90	A	Cincinnati	66 85	312	N	Hofstra	54 44				
274	H	East Carolina	72 63												

Non-Div I Games:

Houston

■ Loss,
 ■ Non-Conf,
 ■ S Site,
 ■ H Home
 ■ A Away
 N Neutral

Houston Baptist

Through Games Of Feb. 2, 2020

Average RPI Win:	301	WON-LOST	WINNING	LAST 10	STRENGTH OF	OPP. STRENGTH	TEAM	ADJ.	CONF.	ADJ CONF.
Average RPI Loss:	186	RECORD	PCT. RANK	GAMES	SCHEDULE	OF SCHEDULE	RPI	RPI	RPI	RPI
DIV. I ONLY	3- 14	319	1-9	272	296	310	310	23	23	
DIV. I NON-CONF.	2- 5	259	0	124	260	185	185	20	20	
TOTALS	RPI 1-25	RPI 26-50	W-L RECORDS	RPI 51-100	RPI 101-150	RPI 150+				
3- 14	0- 1	0- 0	OVERALL	0- 0	0- 5	3- 8				
0- 6	0- 0	0- 0	HOME	0- 0	0- 3	0- 3				
3- 8	0- 1	0- 0	AWAY	0- 0	0- 2	3- 5				
0- 0	0- 0	0- 0	NEUTRAL	0- 0	0- 0	0- 0				
2- 5	0- 1	0- 0	NON-CONFERENCE	0- 0	0- 2	2- 2				
0- 1	0- 0	0- 0	HOME	0- 0	0- 0	0- 1				
2- 4	0- 1	0- 0	AWAY	0- 0	0- 2	2- 1				
0- 0	0- 0	0- 0	NEUTRAL	0- 0	0- 0	0- 0				
1- 9	0- 0	0- 0	CONFERENCE	0- 0	0- 3	1- 6				
0- 5	0- 0	0- 0	HOME	0- 0	0- 3	0- 2				
1- 4	0- 0	0- 0	AWAY	0- 0	0- 0	1- 4				
0- 0	0- 0	0- 0	NEUTRAL	0- 0	0- 0	0- 0				

RPI 1-25				RPI 26-50				RPI 51-100				RPI 101+ Team's RPI: 310			
RPI	S	Opponent	Score	RPI	S	Opponent	Score	RPI	S	Opponent	Score	RPI	S	Opponent	Score
5	A	Baylor	42 112									115	H	SFA	42 59
												123	H	A&M-Corpus Christi	65 75
												138	A	Texas Tech	51 59
												143	H	Sam Houston St.	69 97
												148	A	Houston	60 82
												157	H	Northern Ariz.	62 79
												167	A	Wichita St.	42 59
												211	A	Lamar University	53 60
												214	A	Central Ark.	39 63
												222	H	Southeastern La.	59 69
												252	A	Oral Roberts	74 73
												285	H	Nicholls St.	78 84
												304	A	Incarnate Word	60 55
												332	A	McNeese	72 88
												342	A	Northwestern St.	60 69
												347	A	La.-Monroe	72 65
LAST 10 Division I															
123	H	A&M-Corpus Christi	65 75	211	A	Lamar University	53 60								
304	A	Incarnate Word	60 55	342	A	Northwestern St.	60 69								
332	A	McNeese	72 88	214	A	Central Ark.	39 63								
285	H	Nicholls St.	78 84	222	H	Southeastern La.	59 69								
143	H	Sam Houston St.	69 97	115	H	SFA	42 59								

Non-Div I Games: LSU-Shreveport 67 44 Paul Quinn 63 34

Houston Baptist

Loss, Non-Conf, S Site, H Home A Away N Neutral

Average RPI Win: 306	WON-LOST	WINNING	LAST 10	STRENGTH OF	OPP. STRENGTH	TEAM	ADJ.	CONF.	ADJ CONF.
Average RPI Loss: 147	RECORD	PCT. RANK	GAMES	SCHEDULE	OF SCHEDULE	RPI	RPI	RPI	RPI
DIV. I ONLY	12- 9	127	5-5	346	288	263	263	29	29
DIV. I NON-CONF.	8- 5	117	1-1	319	227	194	194	30	30
TOTALS	RPI 1-25	RPI 26-50	W-L RECORDS	RPI 51-100	RPI 101-150	RPI 150+			
12- 9	0- 0	0- 1	OVERALL	0- 2	0- 1	12- 5			
5- 4	0- 0	0- 0	HOME	0- 0	0- 0	5- 4			
7- 3	0- 0	0- 1	AWAY	0- 1	0- 0	7- 1			
0- 2	0- 0	0- 0	NEUTRAL	0- 1	0- 1	0- 0			
8- 5	0- 0	0- 1	NON-CONFERENCE	0- 2	0- 1	8- 1			
3- 1	0- 0	0- 0	HOME	0- 0	0- 0	3- 1			
5- 2	0- 0	0- 1	AWAY	0- 1	0- 0	5- 0			
0- 2	0- 0	0- 0	NEUTRAL	0- 1	0- 1	0- 0			
4- 4	0- 0	0- 0	CONFERENCE	0- 0	0- 0	4- 4			
2- 3	0- 0	0- 0	HOME	0- 0	0- 0	2- 3			
2- 1	0- 0	0- 0	AWAY	0- 0	0- 0	2- 1			
0- 0	0- 0	0- 0	NEUTRAL	0- 0	0- 0	0- 0			

RPI S	Opponent	Score	RPI S	Opponent	Score	RPI S	Opponent	Score	RPI S	Opponent	Score	Team's RPI: 263
			43 A	Tennessee	38 88	74 N	Bucknell	60 70	133 N	Washington	58 75	
						81 A	South Fla.	53 82	151 H	Bethune-Cookman	59 75	
									176 H	Norfolk St.	80 83	
									202 H	La Salle	62 78	
									232 A	Morgan St.	67 74	
									232 H	Morgan St.	52 68	
									237 A	George Mason	86 75	
									249 H	Niagara	91 42	
									269 A	Loyola Maryland	75 69	
									274 A	East Carolina	67 51	
									302 A	UMBC	72 61	
									312 A	Hofstra	73 64	
									323 A	UMES	79 58	
									331 H	Fairleigh Dickinson	64 56	
									336 H	Saint Peter's	92 80	
									343 A	Coppin St.	66 54	
									349 H	Florida A&M	72 58	
									350 H	South Carolina St.	78 47	
LAST 10 Division I												
232 H	Morgan St.	52 68	176 H	Norfolk St.	80 83							
343 A	Coppin St.	66 54	151 H	Bethune-Cookman	59 75							
349 H	Florida A&M	72 58	323 A	UMES	79 58							
232 A	Morgan St.	67 74	43 A	Tennessee	38 88							
350 H	South Carolina St.	78 47	237 A	George Mason	86 75							

Non-Div I Games:

Howard

IUPUI				STRENGTH OF SCHEDULE	OPP. STRENGTH OF SCHEDULE	TEAM RPI	ADJ. RPI	CONF. RPI	ADJ CONF. RPI
Average RPI Win:	198	WON-LOST RECORD	WINNING PCT. RANK						
Average RPI Loss:	95		LAST 10 GAMES						
DIV. I ONLY	15- 6	53	10-0	118	197	52	52	21	21
DIV. I NON-CONF.	5- 5	164	0	48	26	63	63	19	19
TOTALS	RPI 1-25	RPI 26-50	W-L RECORDS	RPI 51-100	RPI 101-150	RPI 150+			
15- 6	0- 0	1- 0	OVERALL	2- 5	1- 0	11- 1			
9- 0	0- 0	0- 0	HOME	2- 0	0- 0	7- 0			
4- 6	0- 0	0- 0	AWAY	0- 5	1- 0	3- 1			
2- 0	0- 0	1- 0	NEUTRAL	0- 0	0- 0	1- 0			
5- 5	0- 0	1- 0	NON-CONFERENCE	2- 5	0- 0	2- 0			
3- 0	0- 0	0- 0	HOME	2- 0	0- 0	1- 0			
0- 5	0- 0	0- 0	AWAY	0- 5	0- 0	0- 0			
2- 0	0- 0	1- 0	NEUTRAL	0- 0	0- 0	1- 0			
10- 1	0- 0	0- 0	CONFERENCE	0- 0	1- 0	9- 1			
6- 0	0- 0	0- 0	HOME	0- 0	0- 0	6- 0			
4- 1	0- 0	0- 0	AWAY	0- 0	1- 0	3- 1			
0- 0	0- 0	0- 0	NEUTRAL	0- 0	0- 0	0- 0			

RPI 1-25				RPI 26-50				RPI 51-100				Team's RPI: 52	RPI 101+			
RPI	S	Opponent	Score	RPI	S	Opponent	Score	RPI	S	Opponent	Score		RPI	S	Opponent	Score
				49	N	St. John's (NY)	85 78	51	A	UNI	50 51		135	A	Green Bay	54 42
								60	A	Miami (FL)	65 74		154	N	Elon	59 53
								67	A	Ohio	64 70		195	A	Cleveland St.	78 53
								69	A	UT Martin	51 57		195	H	Cleveland St.	58 48
								76	H	Ball St.	65 48		197	H	Wright St.	80 60
								79	H	Southern Ill.	81 78		209	H	Northern Ky.	89 61
								94	A	Butler	61 64		228	A	Youngstown St.	73 75
													228	H	Youngstown St.	77 69
													240	A	Milwaukee	75 52
													278	H	Eastern Ky.	72 42
													281	H	Oakland	76 41
													325	H	Detroit Mercy	82 45
													335	A	UIC	88 49
LAST 10 Division I																
				228	H	Youngstown St.	77 69	197	H	Wright St.	80 60					
				195	H	Cleveland St.	58 48	209	H	Northern Ky.	89 61					
				335	A	UIC	88 49	325	H	Detroit Mercy	82 45					
				240	A	Milwaukee	75 52	281	H	Oakland	76 41					
				135	A	Green Bay	54 42	195	A	Cleveland St.	78 53					

Non-Div I Games: Ind.-Northwest 103 45

IUPUI

■ Loss,
 ■ Non-Conf,
 ■ S Site,
 ■ Home
 ■ A Away
 N Neutral

Idaho

Through Games Of Feb. 2, 2020

Average RPI Win: 225	WON-LOST	WINNING	LAST 10	STRENGTH OF	OPP. STRENGTH	TEAM	ADJ.	CONF.	ADJ CONF.
Average RPI Loss: 119	RECORD	PCT. RANK	GAMES	SCHEDULE	OF SCHEDULE	RPI	RPI	RPI	RPI
DIV. I ONLY	12- 6	74	8-2	209	166	106	106	18	18
DIV. I NON-CONF.	5- 4	140	1-0	153	108	105	105	17	17
TOTALS	RPI 1-25	RPI 26-50	W-L RECORDS	RPI 51-100	RPI 101-150	RPI 150+			
12- 6	0- 0	0- 2	OVERALL	1- 1	1- 0	10- 3			
6- 1	0- 0	0- 0	HOME	0- 0	0- 0	6- 1			
6- 3	0- 0	0- 1	AWAY	1- 1	1- 0	4- 1			
0- 2	0- 0	0- 1	NEUTRAL	0- 0	0- 0	0- 1			
5- 4	0- 0	0- 2	NON-CONFERENCE	0- 1	1- 0	4- 1			
2- 0	0- 0	0- 0	HOME	0- 0	0- 0	2- 0			
3- 2	0- 0	0- 1	AWAY	0- 1	1- 0	2- 0			
0- 2	0- 0	0- 1	NEUTRAL	0- 0	0- 0	0- 1			
7- 2	0- 0	0- 0	CONFERENCE	1- 0	0- 0	6- 2			
4- 1	0- 0	0- 0	HOME	0- 0	0- 0	4- 1			
3- 1	0- 0	0- 0	AWAY	1- 0	0- 0	2- 1			
0- 0	0- 0	0- 0	NEUTRAL	0- 0	0- 0	0- 0			

RPI 1-25				RPI 26-50				RPI 51-100				RPI 101+				Team's RPI: 106	
RPI	S	Opponent	Score	RPI	S	Opponent	Score	RPI	S	Opponent	Score	RPI	S	Opponent	Score		
				30	N	Old Dominion	55 67	81	A	South Fla.	64 67	125	A	San Diego	65 32		
				50	A	Oklahoma St.	47 62	95	A	Montana St.	69 68	157	H	Northern Ariz.	70 71		
												185	H	Montana	52 51		
												186	A	Portland St.	53 74		
												192	H	Hawaii	67 52		
												211	N	Lamar University	44 47		
												217	A	Southern Utah	71 56		
												221	A	Northern Colo.	57 46		
												223	A	San Francisco	66 60		
												231	H	Idaho St.	62 56		
												270	H	Colorado St.	61 54		
												308	H	Eastern Wash.	69 60		
												313	A	Seattle U	90 84		
												316	H	Weber St.	70 50		
LAST 10 Division I																	
				157	H	Northern Ariz.	70 71	95	A	Montana St.	69 68						
				217	A	Southern Utah	71 56	186	A	Portland St.	53 74						
				221	A	Northern Colo.	57 46	316	H	Weber St.	70 50						
				185	H	Montana	52 51	231	H	Idaho St.	62 56						
				308	H	Eastern Wash.	69 60	192	H	Hawaii	67 52						

Non-Div I Games:

Idaho

■ Loss,
 ■ Non-Conf,
 S Site,
 ■ Home
 ■ Away
 N Neutral

Average RPI Win:	274	WON-LOST	WINNING	LAST 10	STRENGTH OF	OPP. STRENGTH	TEAM	ADJ.	CONF.	ADJ CONF.
Average RPI Loss:	148	RECORD	PCT. RANK	GAMES	SCHEDULE	OF SCHEDULE	RPI	RPI	RPI	RPI
DIV. I ONLY	8- 10	215	6-4	280	202	231	231	18	18	
DIV. I NON-CONF.	2- 5	259	0	279	125	280	280	17	17	
TOTALS	RPI 1-25	RPI 26-50	W-L RECORDS	RPI 51-100	RPI 101-150	RPI 150+				
8- 10	0- 0	0- 3	OVERALL	0- 1	0- 1	8- 5				
4- 3	0- 0	0- 0	HOME	0- 0	0- 0	4- 3				
4- 7	0- 0	0- 3	AWAY	0- 1	0- 1	4- 2				
0- 0	0- 0	0- 0	NEUTRAL	0- 0	0- 0	0- 0				
2- 5	0- 0	0- 3	NON-CONFERENCE	0- 0	0- 0	2- 2				
1- 1	0- 0	0- 0	HOME	0- 0	0- 0	1- 1				
1- 4	0- 0	0- 3	AWAY	0- 0	0- 0	1- 1				
0- 0	0- 0	0- 0	NEUTRAL	0- 0	0- 0	0- 0				
6- 5	0- 0	0- 0	CONFERENCE	0- 1	0- 1	6- 3				
3- 2	0- 0	0- 0	HOME	0- 0	0- 0	3- 2				
3- 3	0- 0	0- 0	AWAY	0- 1	0- 1	3- 1				
0- 0	0- 0	0- 0	NEUTRAL	0- 0	0- 0	0- 0				

RPI 1-25				RPI 26-50				RPI 51-100				RPI 101+				Team's RPI: 231	
RPI	S	Opponent	Score	RPI	S	Opponent	Score	RPI	S	Opponent	Score	RPI	S	Opponent	Score		
				32	A	Arizona St.	69 74	95	A	Montana St.	59 67	106	A	Idaho	56 62		
				42	A	Duke	66 85					157	H	Northern Ariz.	59 70		
				50	A	Oklahoma St.	52 70					185	A	Montana	67 53		
												186	H	Portland St.	64 69		
												217	A	Southern Utah	65 72		
												217	H	Southern Utah	73 54		
												221	H	Northern Colo.	59 39		
												294	A	Utah St.	61 69		
												301	H	California Baptist	68 74		
												308	A	Eastern Wash.	67 47		
												309	H	Sacramento St.	80 62		
												313	H	Seattle U	73 48		
												316	A	Weber St.	65 54		
												324	A	Utah Valley	88 61		
LAST 10 Division I																	
				217	H	Southern Utah	73 54	316	A	Weber St.	65 54						
				221	H	Northern Colo.	59 39	157	H	Northern Ariz.	59 70						
				95	A	Montana St.	59 67	217	A	Southern Utah	65 72						
				185	A	Montana	67 53	309	H	Sacramento St.	80 62						
				186	H	Portland St.	64 69	308	A	Eastern Wash.	67 47						

Non-Div I Games: Arizona Christian 93 36 Montana Tech 83 57

Idaho St.

■ Loss,
 ■ Non-Conf,
 ■ S Site,
 ■ H Home
 ■ A Away
 N Neutral

Average RPI Win:	234	WON-LOST	WINNING	LAST 10	STRENGTH OF	OPP. STRENGTH	TEAM	ADJ.	CONF.	ADJ CONF.
Average RPI Loss:	39	RECORD	PCT. RANK	GAMES	SCHEDULE	OF SCHEDULE	RPI	RPI	RPI	RPI
DIV. I ONLY	10- 11	189	1-9	94	68	161	161	2	2	
DIV. I NON-CONF.	9- 2	38	0	325	272	164	164	2	2	
TOTALS	RPI 1-25	RPI 26-50	W-L RECORDS	RPI 51-100	RPI 101-150	RPI 150+				
10- 11	0- 5	0- 3	OVERALL	1- 2	2- 1	7- 0				
9- 5	0- 2	0- 1	HOME	1- 1	1- 1	7- 0				
1- 6	0- 3	0- 2	AWAY	0- 1	1- 0	0- 0				
0- 0	0- 0	0- 0	NEUTRAL	0- 0	0- 0	0- 0				
9- 2	0- 0	0- 0	NON-CONFERENCE	0- 2	2- 0	7- 0				
8- 1	0- 0	0- 0	HOME	0- 1	1- 0	7- 0				
1- 1	0- 0	0- 0	AWAY	0- 1	1- 0	0- 0				
0- 0	0- 0	0- 0	NEUTRAL	0- 0	0- 0	0- 0				
1- 9	0- 5	0- 3	CONFERENCE	1- 0	0- 1	0- 0				
1- 4	0- 2	0- 1	HOME	1- 0	0- 1	0- 0				
0- 5	0- 3	0- 2	AWAY	0- 0	0- 0	0- 0				
0- 0	0- 0	0- 0	NEUTRAL	0- 0	0- 0	0- 0				

RPI S Opponent	Score	RPI S Opponent	Score	RPI S Opponent	Score	RPI S Opponent	Score	Team's RPI: 161
9 H Maryland	60 79	26 A Purdue	67 81	54 H Minnesota	74 71	107 H Wisconsin	64 73	
12 A Iowa	72 108	45 A Rutgers	41 72	58 A North Carolina	60 85	122 H Holy Cross	78 75	
14 A Indiana	42 83	45 H Rutgers	51 75	72 H Illinois St.	58 74	149 A Missouri	58 51	
15 H Northwestern	50 77					198 H Austin Peay	76 62	
25 A Ohio St.	47 77					206 H Merrimack	75 72	
						303 H Presbyterian	71 52	
						317 H Ark.-Pine Bluff	65 50	
						318 H Bryant	69 55	
						326 H Evansville	59 44	
						348 H Chicago St.	96 66	
LAST 10 Division I								
107 H Wisconsin	64 73	54 H Minnesota	74 71					
45 A Rutgers	41 72	45 H Rutgers	51 75					
9 H Maryland	60 79	14 A Indiana	42 83					
25 A Ohio St.	47 77	12 A Iowa	72 108					
26 A Purdue	67 81	15 H Northwestern	50 77					

Non-Div I Games:

Illinois

Average RPI Win:	185	WON-LOST	WINNING	LAST 10	STRENGTH OF	OPP. STRENGTH	TEAM	ADJ.	CONF.	ADJ CONF.
Average RPI Loss:	76	RECORD	PCT. RANK	GAMES	SCHEDULE	OF SCHEDULE	RPI	RPI	RPI	RPI
DIV. I ONLY	12- 7	100	5-5	91	118	72	72	7	7	
DIV. I NON-CONF.	7- 3	80	0-1	147	197	62	62	7	7	
TOTALS	RPI 1-25	RPI 26-50	W-L RECORDS	RPI 51-100	RPI 101-150	RPI 150+				
12- 7	0- 1	0- 2	OVERALL	3- 2	0- 1	9- 1				
8- 1	0- 0	0- 1	HOME	2- 0	0- 0	6- 0				
4- 6	0- 1	0- 1	AWAY	1- 2	0- 1	3- 1				
0- 0	0- 0	0- 0	NEUTRAL	0- 0	0- 0	0- 0				
7- 3	0- 0	0- 1	NON-CONFERENCE	1- 1	0- 0	6- 1				
5- 0	0- 0	0- 0	HOME	1- 0	0- 0	4- 0				
2- 3	0- 0	0- 1	AWAY	0- 1	0- 0	2- 1				
0- 0	0- 0	0- 0	NEUTRAL	0- 0	0- 0	0- 0				
5- 4	0- 1	0- 1	CONFERENCE	2- 1	0- 1	3- 0				
3- 1	0- 0	0- 1	HOME	1- 0	0- 0	2- 0				
2- 3	0- 1	0- 0	AWAY	1- 1	0- 1	1- 0				
0- 0	0- 0	0- 0	NEUTRAL	0- 0	0- 0	0- 0				

RPI 1-25				RPI 26-50				RPI 51-100				Team's RPI: 72	RPI 101+			
RPI	S	Opponent	Score	RPI	S	Opponent	Score	RPI	S	Opponent	Score		RPI	S	Opponent	Score
10	A	Missouri St.	74 87	28	H	Drake	67 69	51	H	UNI	65 57		114	A	Loyola Chicago	64 69
				36	A	Marquette	41 58	55	A	Bradley	61 76		160	A	Valparaiso	72 60
								69	H	UT Martin	70 47		161	A	Illinois	74 58
								79	A	Southern Ill.	62 54		166	H	Jackson St.	77 55
								91	A	Saint Louis	56 61		183	H	Northern Ill.	69 66
													198	A	Austin Peay	72 77
													200	A	North Dakota	66 58
													213	H	Western Ill.	78 65
													280	H	Indiana St.	83 69
													326	H	Evansville	81 58
													327	H	SIUE	74 53
LAST 10 Division I																
10	A	Missouri St.	74 87	160	A	Valparaiso	72 60									
79	A	Southern Ill.	62 54	55	A	Bradley	61 76									
51	H	UNI	65 57	326	H	Evansville	81 58									
28	H	Drake	67 69	280	H	Indiana St.	83 69									
114	A	Loyola Chicago	64 69	198	A	Austin Peay	72 77									

Non-Div I Games: Truman 87 60

Illinois St.

Average RPI Win:	258	WON-LOST	WINNING	LAST 10	STRENGTH OF	OPP. STRENGTH	TEAM	ADJ.	CONF.	ADJ CONF.
Average RPI Loss:	194	RECORD	PCT. RANK	GAMES	SCHEDULE	OF SCHEDULE	RPI	RPI	RPI	RPI
DIV. I ONLY	5- 10	262	5-5	326	253	304	304	23	23	
DIV. I NON-CONF.	0- 5	338	0-1	320	186	348	348	20	20	
TOTALS	RPI 1-25	RPI 26-50	W-L RECORDS	RPI 51-100	RPI 101-150	RPI 150+				
5- 10	0- 0	0- 0	OVERALL	0- 1	1- 3	4- 6				
2- 5	0- 0	0- 0	HOME	0- 0	0- 1	2- 4				
3- 5	0- 0	0- 0	AWAY	0- 1	1- 2	2- 2				
0- 0	0- 0	0- 0	NEUTRAL	0- 0	0- 0	0- 0				
0- 5	0- 0	0- 0	NON-CONFERENCE	0- 1	0- 1	0- 3				
0- 1	0- 0	0- 0	HOME	0- 0	0- 0	0- 1				
0- 4	0- 0	0- 0	AWAY	0- 1	0- 1	0- 2				
0- 0	0- 0	0- 0	NEUTRAL	0- 0	0- 0	0- 0				
5- 5	0- 0	0- 0	CONFERENCE	0- 0	1- 2	4- 3				
2- 4	0- 0	0- 0	HOME	0- 0	0- 1	2- 3				
3- 1	0- 0	0- 0	AWAY	0- 0	1- 1	2- 0				
0- 0	0- 0	0- 0	NEUTRAL	0- 0	0- 0	0- 0				

RPI 1-25				RPI 26-50				RPI 51-100				RPI 101+				Team's RPI: 304	
RPI	S	Opponent	Score	RPI	S	Opponent	Score	RPI	S	Opponent	Score	RPI	S	Opponent	Score		
								67	A	Ohio	41	78	115	A	SFA	45	67
												121	A	Abilene Christian	71	70	
												123	H	A&M-Corpus Christi	38	64	
												139	A	Kansas St.	41	85	
												158	H	New Orleans	55	67	
												211	A	Lamar University	67	48	
												214	H	Central Ark.	37	47	
												242	H	San Diego St.	48	57	
												270	A	Colorado St.	47	75	
												285	H	Nicholls St.	53	51	
												299	A	UTSA	56	63	
												310	H	Houston Baptist	55	60	
												332	H	McNeese	73	56	
												342	A	Northwestern St.	69	67	
LAST 10 Division I																	
				121	A	Abilene Christian	71 70					332	H	McNeese	73 56		
				310	H	Houston Baptist	55 60					158	H	New Orleans	55 67		
				123	H	A&M-Corpus Christi	38 64					342	A	Northwestern St.	69 67		
				211	A	Lamar University	67 48					285	H	Nicholls St.	53 51		
				115	A	SFA	45 67					242	H	San Diego St.	48 57		

Non-Div I Games: Schreiner 70 35 Tex. A&M Int'l 55 38 Paul Quinn 79 62 UNKNOWN 74 52 Incarnate Word

Indiana

Through Games Of Feb. 2, 2020

Average RPI Win:	119	WON-LOST	WINNING	LAST 10	STRENGTH OF	OPP. STRENGTH	TEAM	ADJ.	CONF.	ADJ CONF.
Average RPI Loss:	10	RECORD	PCT. RANK	GAMES	SCHEDULE	OF SCHEDULE	RPI	RPI	RPI	RPI
DIV. I ONLY	17- 5	37	7-3	7	14	14	14	2	2	
DIV. I NON-CONF.	10- 2	30	0	12	29	10	10	2	2	
TOTALS	RPI 1-25	RPI 26-50	W-L RECORDS	RPI 51-100	RPI 101-150	RPI 150+				
17- 5	1- 5	2- 0	OVERALL	5- 0	3- 0	6- 0				
10- 2	0- 2	1- 0	HOME	2- 0	2- 0	5- 0				
5- 2	0- 2	1- 0	AWAY	2- 0	1- 0	1- 0				
2- 1	1- 1	0- 0	NEUTRAL	1- 0	0- 0	0- 0				
10- 2	1- 2	0- 0	NON-CONFERENCE	4- 0	1- 0	4- 0				
5- 1	0- 1	0- 0	HOME	1- 0	0- 0	4- 0				
3- 0	0- 0	0- 0	AWAY	2- 0	1- 0	0- 0				
2- 1	1- 1	0- 0	NEUTRAL	1- 0	0- 0	0- 0				
7- 3	0- 3	2- 0	CONFERENCE	1- 0	2- 0	2- 0				
5- 1	0- 1	1- 0	HOME	1- 0	2- 0	1- 0				
2- 2	0- 2	1- 0	AWAY	0- 0	0- 0	1- 0				
0- 0	0- 0	0- 0	NEUTRAL	0- 0	0- 0	0- 0				

RPI	S	Opponent	Score	RPI	S	Opponent	Score	RPI	S	Opponent	Score	RPI	S	Opponent	Score
2	N	South Carolina	71 57	26	H	Purdue	66 48	54	H	Minnesota	65 52	102	H	Michigan St.	79 67
5	N	Baylor	62 77	45	A	Rutgers	66 56	60	A	Miami (FL)	58 45	107	H	Wisconsin	75 65
7	H	UCLA	58 68					82	H	North Florida	72 45	119	A	Florida	73 49
9	A	Maryland	62 76					85	N	Washington St.	78 44	161	H	Illinois	83 42
12	A	Iowa	85 91					94	A	Butler	64 53	166	H	Jackson St.	91 51
15	H	Northwestern	69 71									182	A	Penn St.	76 60
												225	H	Mt. St. Mary's	75 52
												228	H	Youngstown St.	93 56
												285	H	Nicholls St.	111 47
LAST 10 Division I															
107	H	Wisconsin	75 65	12	A	Iowa	85 91								
54	H	Minnesota	65 52	26	H	Purdue	66 48								
182	A	Penn St.	76 60	161	H	Illinois	83 42								
9	A	Maryland	62 76	45	A	Rutgers	66 56								
15	H	Northwestern	69 71	102	H	Michigan St.	79 67								

Non-Div I Games:

Indiana

Loss, Non-Conf, S Site, H Home A Away N Neutral

Average RPI Win:	296	WON-LOST	WINNING	LAST 10	STRENGTH OF	OPP. STRENGTH	TEAM	ADJ.	CONF.	ADJ CONF.
Average RPI Loss:	124	RECORD	PCT. RANK	GAMES	SCHEDULE	OF SCHEDULE	RPI	RPI	RPI	RPI
DIV. I ONLY	3- 18	332	1-9	95	171	280	280	7	7	
DIV. I NON-CONF.	2- 10	313	0-1	194	302	298	298	7	7	
TOTALS	RPI 1-25	RPI 26-50	W-L RECORDS	RPI 51-100	RPI 101-150	RPI 150+				
3- 18	0- 1	0- 2	OVERALL	0- 5	0- 4	3- 6				
1- 8	0- 1	0- 0	HOME	0- 2	0- 2	1- 3				
2- 9	0- 0	0- 2	AWAY	0- 3	0- 2	2- 2				
0- 1	0- 0	0- 0	NEUTRAL	0- 0	0- 0	0- 1				
2- 10	0- 0	0- 1	NON-CONFERENCE	0- 1	0- 3	2- 5				
0- 4	0- 0	0- 0	HOME	0- 1	0- 1	0- 2				
2- 5	0- 0	0- 1	AWAY	0- 0	0- 2	2- 2				
0- 1	0- 0	0- 0	NEUTRAL	0- 0	0- 0	0- 1				
1- 8	0- 1	0- 1	CONFERENCE	0- 4	0- 1	1- 1				
1- 4	0- 1	0- 0	HOME	0- 1	0- 1	1- 1				
0- 4	0- 0	0- 1	AWAY	0- 3	0- 0	0- 0				
0- 0	0- 0	0- 0	NEUTRAL	0- 0	0- 0	0- 0				

RPI 1-25				RPI 26-50				RPI 51-100				RPI 101+ Team's RPI: 280			
RPI	S	Opponent	Score	RPI	S	Opponent	Score	RPI	S	Opponent	Score	RPI	S	Opponent	Score
10	H	Missouri St.	55 76	28	A	Drake	65 105	51	A	UNI	43 73	109	A	Pacific	66 83
				48	A	Colorado	46 59	55	A	Bradley	75 91	114	H	Loyola Chicago	51 58
								72	A	Illinois St.	69 83	117	A	Kansas	72 84
								79	H	Southern Ill.	55 78	137	H	Southeast Mo. St.	58 68
								91	H	Saint Louis	53 55	160	H	Valparaiso	56 75
												207	A	Murray St.	62 70
												209	H	Northern Ky.	68 70
												213	A	Western Ill.	72 83
												227	A	Eastern Ill.	59 57
												258	H	Marshall	60 72
												273	N	CSUN	59 67
												326	H	Evansville	68 58
												335	A	UIC	61 40
LAST 10 Division I															
326	H	Evansville	68 58	114	H	Loyola Chicago	51 58								
79	H	Southern Ill.	55 78	160	H	Valparaiso	56 75								
10	H	Missouri St.	55 76	55	A	Bradley	75 91								
51	A	UNI	43 73	72	A	Illinois St.	69 83								
28	A	Drake	65 105	91	H	Saint Louis	53 55								

Non-Div I Games:

Indiana St.

■ Loss,
■ Non-Conf, S Site,
■ Home
■ Away
N Neutral

Average RPI Win:	259	WON-LOST	WINNING	LAST 10	STRENGTH OF	OPP. STRENGTH	TEAM	ADJ.	CONF.	ADJ CONF.
Average RPI Loss:	135	RECORD	PCT. RANK	GAMES	SCHEDULE	OF SCHEDULE	RPI	RPI	RPI	RPI
DIV. I ONLY	4- 13	304	3-7	67	264	236	236	24	24	
DIV. I NON-CONF.	1- 8	322	0-2	15	217	205	205	25	25	
TOTALS	RPI 1-25	RPI 26-50	W-L RECORDS	RPI 51-100	RPI 101-150	RPI 150+				
4- 13	0- 1	0- 0	OVERALL	0- 4	0- 3	4- 5				
1- 7	0- 0	0- 0	HOME	0- 3	0- 1	1- 3				
3- 4	0- 1	0- 0	AWAY	0- 1	0- 1	3- 1				
0- 2	0- 0	0- 0	NEUTRAL	0- 0	0- 1	0- 1				
1- 8	0- 1	0- 0	NON-CONFERENCE	0- 3	0- 3	1- 1				
0- 3	0- 0	0- 0	HOME	0- 2	0- 1	0- 0				
1- 3	0- 1	0- 0	AWAY	0- 1	0- 1	1- 0				
0- 2	0- 0	0- 0	NEUTRAL	0- 0	0- 1	0- 1				
3- 5	0- 0	0- 0	CONFERENCE	0- 1	0- 0	3- 4				
1- 4	0- 0	0- 0	HOME	0- 1	0- 0	1- 3				
2- 1	0- 0	0- 0	AWAY	0- 0	0- 0	2- 1				
0- 0	0- 0	0- 0	NEUTRAL	0- 0	0- 0	0- 0				

RPI 1-25				RPI 26-50				RPI 51-100				RPI 101+ Team's RPI: 236			
RPI	S	Opponent	Score	RPI	S	Opponent	Score	RPI	S	Opponent	Score	RPI	S	Opponent	Score
17	A	Central Mich.	50 70					75	H	Seton Hall	37 89	103	A	Penn	42 74
								84	A	Stony Brook	40 59	129	H	Massachusetts	51 65
								86	H	Rider	37 81	133	N	Washington	34 65
								99	H	Duquesne	74 76	165	A	Quinnipiac	75 71
												165	H	Quinnipiac	63 67
												193	N	Towson	58 75
												205	H	Fairfield	40 52
												218	A	Manhattan	32 54
												249	H	Niagara	57 63
												257	A	Winthrop	68 61
												279	A	Monmouth	36 33
												336	H	Saint Peter's	69 59
LAST 10 Division I															
165	H	Quinnipiac	63 67	279	A	Monmouth	36 33								
218	A	Manhattan	32 54	86	H	Rider	37 81								
336	H	Saint Peter's	69 59	165	A	Quinnipiac	75 71								
205	H	Fairfield	40 52	129	H	Massachusetts	51 65								
249	H	Niagara	57 63	75	H	Seton Hall	37 89								

Non-Div I Games:

Iona

■ Loss,
 ■ Non-Conf,
 S Site,
 ■ Home
 ■ Away
 N Neutral

Average RPI Win:	106	WON-LOST	WINNING	LAST 10	STRENGTH OF	OPP. STRENGTH	TEAM	ADJ.	CONF.	ADJ CONF.
Average RPI Loss:	74	RECORD	PCT. RANK	GAMES	SCHEDULE	OF SCHEDULE	RPI	RPI	RPI	RPI
DIV. I ONLY	18- 4	24	9-1	20	15	12	12	2	2	
DIV. I NON-CONF.	9- 2	38	0	57	73	19	19	2	2	
TOTALS	RPI 1-25	RPI 26-50	W-L RECORDS	RPI 51-100	RPI 101-150	RPI 150+				
18- 4	5- 0	1- 1	OVERALL	3- 2	2- 1	7- 0				
11- 0	4- 0	1- 0	HOME	0- 0	1- 0	5- 0				
5- 3	1- 0	0- 1	AWAY	2- 2	1- 0	1- 0				
2- 1	0- 0	0- 0	NEUTRAL	1- 0	0- 1	1- 0				
9- 2	1- 0	1- 0	NON-CONFERENCE	2- 1	0- 1	5- 0				
6- 0	1- 0	1- 0	HOME	0- 0	0- 0	4- 0				
1- 1	0- 0	0- 0	AWAY	1- 1	0- 0	0- 0				
2- 1	0- 0	0- 0	NEUTRAL	1- 0	0- 1	1- 0				
9- 2	4- 0	0- 1	CONFERENCE	1- 1	2- 0	2- 0				
5- 0	3- 0	0- 0	HOME	0- 0	1- 0	1- 0				
4- 2	1- 0	0- 1	AWAY	1- 1	1- 0	1- 0				
0- 0	0- 0	0- 0	NEUTRAL	0- 0	0- 0	0- 0				

RPI 1-25				Team's RPI: 12		RPI 26-50				RPI 51-100				RPI 101+			
RPI	S	Opponent	Score	RPI	S	Opponent	Score	RPI	S	Opponent	Score	RPI	S	Opponent	Score		
9	H	Maryland	66 61	28	H	Drake	79 67	51	A	UNI	66 88	102	H	Michigan St.	74 57		
14	H	Indiana	91 85	40	A	Michigan	63 78	54	A	Minnesota	76 75	107	A	Wisconsin	85 78		
15	A	Northwestern	77 51					56	A	Iowa St.	75 69	133	N	Washington	63 70		
19	H	Princeton	77 75					73	A	Nebraska	69 78	161	H	Illinois	108 72		
25	H	Ohio St.	77 68					90	N	Cincinnati	69 61	171	H	North Ala.	86 81		
												174	H	Clemson	74 60		
												178	H	Fla. Atlantic	85 53		
												182	A	Penn St.	77 66		
												193	N	Towson	100 72		
												322	H	N.C. Central	102 50		
LAST 10 Division I																	
				40	A	Michigan	63 78	54	A	Minnesota	76 75						
				182	A	Penn St.	77 66	14	H	Indiana	91 85						
				102	H	Michigan St.	74 57	9	H	Maryland	66 61						
				25	H	Ohio St.	77 68	15	A	Northwestern	77 51						
				107	A	Wisconsin	85 78	161	H	Illinois	108 72						

Non-Div I Games:

Iowa

■ Loss,
 ■ Non-Conf,
 ■ S Site,
 ■ H Home
 ■ A Away
 N Neutral

Average RPI Win:	166	WON-LOST	WINNING	LAST 10	STRENGTH OF	OPP. STRENGTH	TEAM	ADJ.	CONF.	ADJ CONF.
Average RPI Loss:	29	RECORD	PCT. RANK	GAMES	SCHEDULE	OF SCHEDULE	RPI	RPI	RPI	RPI
DIV. I ONLY	12- 8	110	5-5	23	64	56	56	3	3	
DIV. I NON-CONF.	8- 3	68	1-0	95	171	81	81	4	4	
TOTALS	RPI 1-25	RPI 26-50	W-L RECORDS	RPI 51-100	RPI 101-150	RPI 150+				
12- 8	0- 3	1- 4	OVERALL	2- 1	3- 0	6- 0				
8- 4	0- 2	0- 1	HOME	1- 1	2- 0	5- 0				
4- 4	0- 1	1- 3	AWAY	1- 0	1- 0	1- 0				
0- 0	0- 0	0- 0	NEUTRAL	0- 0	0- 0	0- 0				
8- 3	0- 1	0- 1	NON-CONFERENCE	2- 1	0- 0	6- 0				
6- 2	0- 1	0- 0	HOME	1- 1	0- 0	5- 0				
2- 1	0- 0	0- 1	AWAY	1- 0	0- 0	1- 0				
0- 0	0- 0	0- 0	NEUTRAL	0- 0	0- 0	0- 0				
4- 5	0- 2	1- 3	CONFERENCE	0- 0	3- 0	0- 0				
2- 2	0- 1	0- 1	HOME	0- 0	2- 0	0- 0				
2- 3	0- 1	1- 2	AWAY	0- 0	1- 0	0- 0				
0- 0	0- 0	0- 0	NEUTRAL	0- 0	0- 0	0- 0				

RPI 1-25				RPI 26-50				RPI 51-100				RPI 101+			
RPI	S	Opponent	Score	RPI	S	Opponent	Score	RPI	S	Opponent	Score	RPI	S	Opponent	Score
5	A	Baylor	62 83	28	A	Drake	81 86	51	H	UNI	63 71	117	H	Kansas	89 67
12	H	Iowa	69 75	37	H	Texas	75 81	71	A	Alabama	75 66	138	A	Texas Tech	96 66
22	H	TCU	74 77	38	A	Oklahoma	72 81	100	H	Texas Southern	79 59	139	H	Kansas St.	73 59
				39	A	West Virginia	71 79					158	H	New Orleans	71 53
				50	A	Oklahoma St.	64 63					171	H	North Ala.	80 72
												197	H	Wright St.	79 71
												246	H	Southern U.	69 36
												287	A	North Dakota St.	86 58
												317	H	Ark.-Pine Bluff	90 40
LAST 10 Division I															
				39	A	West Virginia	71 79	22	H	TCU	74 77				
				5	A	Baylor	62 83	38	A	Oklahoma	72 81				
				117	H	Kansas	89 67	37	H	Texas	75 81				
				139	H	Kansas St.	73 59	138	A	Texas Tech	96 66				
				50	A	Oklahoma St.	64 63	171	H	North Ala.	80 72				

Non-Div I Games:

Iowa St.

Average RPI Win:	277	WON-LOST	WINNING	LAST 10	STRENGTH OF	OPP. STRENGTH	TEAM	ADJ.	CONF.	ADJ CONF.
Average RPI Loss:	99	RECORD	PCT. RANK	GAMES	SCHEDULE	OF SCHEDULE	RPI	RPI	RPI	RPI
DIV. I ONLY	10- 8	137	9-1	265	236	166	166	31	31	
DIV. I NON-CONF.	2- 8	295	1-1	76	53	206	206	31	31	
TOTALS	RPI 1-25	RPI 26-50	W-L RECORDS	RPI 51-100	RPI 101-150	RPI 150+				
10- 8	0- 2	0- 0	OVERALL	1- 3	0- 1	9- 2				
6- 1	0- 1	0- 0	HOME	1- 0	0- 0	5- 0				
4- 7	0- 1	0- 0	AWAY	0- 3	0- 1	4- 2				
0- 0	0- 0	0- 0	NEUTRAL	0- 0	0- 0	0- 0				
2- 8	0- 2	0- 0	NON-CONFERENCE	0- 3	0- 1	2- 2				
1- 1	0- 1	0- 0	HOME	0- 0	0- 0	1- 0				
1- 7	0- 1	0- 0	AWAY	0- 3	0- 1	1- 2				
0- 0	0- 0	0- 0	NEUTRAL	0- 0	0- 0	0- 0				
8- 0	0- 0	0- 0	CONFERENCE	1- 0	0- 0	7- 0				
5- 0	0- 0	0- 0	HOME	1- 0	0- 0	4- 0				
3- 0	0- 0	0- 0	AWAY	0- 0	0- 0	3- 0				
0- 0	0- 0	0- 0	NEUTRAL	0- 0	0- 0	0- 0				

RPI 1-25				RPI 26-50				RPI 51-100				RPI 101+ Team's RPI: 166			
RPI	S	Opponent	Score	RPI	S	Opponent	Score	RPI	S	Opponent	Score	RPI	S	Opponent	Score
13	H	Mississippi St.	53 92					55	A	Bradley	69 78	142	A	Tulane	46 82
14	A	Indiana	51 91					60	A	Miami (FL)	68 83	153	H	Louisiana	65 54
								72	A	Illinois St.	55 77	214	A	Central Ark.	54 57
								100	H	Texas Southern	81 79	222	A	Southeastern La.	59 63
												246	A	Southern U.	72 51
												284	H	Alabama A&M	67 53
												295	H	Prairie View	53 49
												321	A	Alcorn	83 67
												334	H	Alabama St.	94 62
												342	A	Northwestern St.	66 49
												345	H	Grambling	61 46
												351	A	Mississippi Val.	90 61
LAST 10 Division I															
351	A	Mississippi Val.	90 61	321	A	Alcorn	83 67								
345	H	Grambling	61 46	284	H	Alabama A&M	67 53								
295	H	Prairie View	53 49	334	H	Alabama St.	94 62								
100	H	Texas Southern	81 79	153	H	Louisiana	65 54								
246	A	Southern U.	72 51	72	A	Illinois St.	55 77								

Non-Div I Games:

Jackson St.

■ Loss,
 ■ Non-Conf,
 ■ S Site,
 ■ H Home
 ■ A Away
 N Neutral

Jacksonville

Through Games Of Feb. 2, 2020

Average RPI Win:	285	WON-LOST	WINNING	LAST 10	STRENGTH OF	OPP. STRENGTH	TEAM	ADJ.	CONF.	ADJ CONF.
Average RPI Loss:	106	RECORD	PCT. RANK	GAMES	SCHEDULE	OF SCHEDULE	RPI	RPI	RPI	RPI
DIV. I ONLY	11- 8	122	7-3	279	245	189	189	16	16	
DIV. I NON-CONF.	6- 5	151	2-0	286	287	211	211	16	16	
TOTALS	RPI 1-25	RPI 26-50	W-L RECORDS	RPI 51-100	RPI 101-150	RPI 150+				
11- 8	0- 1	0- 1	OVERALL	0- 2	0- 1	11- 3				
6- 3	0- 0	0- 0	HOME	0- 1	0- 0	6- 2				
5- 5	0- 1	0- 1	AWAY	0- 1	0- 1	5- 1				
0- 0	0- 0	0- 0	NEUTRAL	0- 0	0- 0	0- 0				
6- 5	0- 1	0- 1	NON-CONFERENCE	0- 1	0- 0	6- 2				
3- 2	0- 0	0- 0	HOME	0- 0	0- 0	3- 2				
3- 3	0- 1	0- 1	AWAY	0- 1	0- 0	3- 0				
0- 0	0- 0	0- 0	NEUTRAL	0- 0	0- 0	0- 0				
5- 3	0- 0	0- 0	CONFERENCE	0- 1	0- 1	5- 1				
3- 1	0- 0	0- 0	HOME	0- 1	0- 0	3- 0				
2- 2	0- 0	0- 0	AWAY	0- 0	0- 1	2- 1				
0- 0	0- 0	0- 0	NEUTRAL	0- 0	0- 0	0- 0				

RPI 1-25				RPI 26-50				RPI 51-100				RPI 101+ Team's RPI: 189			
RPI	S	Opponent	Score	RPI	S	Opponent	Score	RPI	S	Opponent	Score	RPI	S	Opponent	Score
23	A	Florida St.	41 75	48	A	Colorado	44 66	81	A	South Fla.	39 70	113	A	Liberty	76 85
								82	H	North Florida	64 70	151	H	Bethune-Cookman	52 53
												171	A	North Ala.	65 76
												171	H	North Ala.	67 56
												176	H	Norfolk St.	64 71
												220	A	Kennesaw St.	93 83
												254	H	Stetson	57 52
												266	A	Lipscomb	73 64
												283	H	FIU	77 52
												285	H	Nicholls St.	72 55
												305	A	Jacksonville St.	55 40
												329	A	Mercer	87 83
												330	H	NJIT	88 67
												338	H	USC Upstate	87 43
												349	A	Florida A&M	88 54
LAST 10 Division I															
171	H	North Ala.	67 56	330	H	NJIT	88 67								
266	A	Lipscomb	73 64	113	A	Liberty	76 85								
220	A	Kennesaw St.	93 83	171	A	North Ala.	65 76								
82	H	North Florida	64 70	329	A	Mercer	87 83								
254	H	Stetson	57 52	305	A	Jacksonville St.	55 40								

Non-Div I Games: Thomas (GA) 94 36 Johnson (FL) 114 35

Jacksonville

Loss, Non-Conf, S Site, H Home A Away N Neutral

Jacksonville St.

Through Games Of Feb. 2, 2020

Average RPI Win:	264	WON-LOST	WINNING	LAST 10	STRENGTH OF	OPP. STRENGTH	TEAM	ADJ.	CONF.	ADJ CONF.
Average RPI Loss:	202	RECORD	PCT. RANK	GAMES	SCHEDULE	OF SCHEDULE	RPI	RPI	RPI	RPI
DIV. I ONLY	8- 11	226	6-4	342	230	305	305	20	20	
DIV. I NON-CONF.	2- 7	288	0	314	266	337	337	23	23	
TOTALS	RPI 1-25	RPI 26-50	W-L RECORDS	RPI 51-100	RPI 101-150	RPI 150+				
8- 11	0- 0	0- 0	OVERALL	1- 2	0- 1	7- 8				
6- 3	0- 0	0- 0	HOME	1- 0	0- 0	5- 3				
2- 6	0- 0	0- 0	AWAY	0- 2	0- 1	2- 3				
0- 2	0- 0	0- 0	NEUTRAL	0- 0	0- 0	0- 2				
2- 7	0- 0	0- 0	NON-CONFERENCE	0- 2	0- 1	2- 4				
2- 1	0- 0	0- 0	HOME	0- 0	0- 0	2- 1				
0- 4	0- 0	0- 0	AWAY	0- 2	0- 1	0- 1				
0- 2	0- 0	0- 0	NEUTRAL	0- 0	0- 0	0- 2				
6- 4	0- 0	0- 0	CONFERENCE	1- 0	0- 0	5- 4				
4- 2	0- 0	0- 0	HOME	1- 0	0- 0	3- 2				
2- 2	0- 0	0- 0	AWAY	0- 0	0- 0	2- 2				
0- 0	0- 0	0- 0	NEUTRAL	0- 0	0- 0	0- 0				

RPI 1-25			RPI 26-50			RPI 51-100			RPI 101+			Team's RPI: 305
RPI	S	Opponent	Score	RPI	S	Opponent	Score	RPI	S	Opponent	Score	
						63	H Belmont	60 41	120	A Auburn	53 62	
						64	A Troy	64 94	189	H Jacksonville	40 55	
						97	A Vanderbilt	66 88	198	H Austin Peay	57 63	
									207	H Murray St.	68 51	
									209	N Northern Ky.	63 66	
									227	A Eastern Ill.	52 55	
									253	A Morehead St.	48 67	
									253	H Morehead St.	55 69	
									266	H Lipscomb	65 63	
									278	A Eastern Ky.	43 33	
									278	H Eastern Ky.	68 54	
									281	N Oakland	55 61	
									327	A SIUE	53 44	
									334	A Alabama St.	63 68	
									340	H Tennessee St.	70 48	
									349	H Florida A&M	72 67	
LAST 10 Division I												
						63	H Belmont	60 41	227	A Eastern Ill.	52 55	
						340	H Tennessee St.	70 48	198	H Austin Peay	57 63	
						253	H Morehead St.	55 69	207	H Murray St.	68 51	
						278	H Eastern Ky.	68 54	278	A Eastern Ky.	43 33	
						327	A SIUE	53 44	253	A Morehead St.	48 67	

Non-Div I Games: Clark Atlanta 75 46 Fort Valley St. 87 65

Jacksonville St.

Loss, Non-Conf, S Site, H Home A Away N Neutral

Average RPI Win:	176	WON-LOST	WINNING	LAST 10	STRENGTH OF	OPP. STRENGTH	TEAM	ADJ.	CONF.	ADJ CONF.
Average RPI Loss:	76	RECORD	PCT. RANK	GAMES	SCHEDULE	OF SCHEDULE	RPI	RPI	RPI	RPI
DIV. I ONLY	16- 4	31	8-2	151	85	46	46	14	14	
DIV. I NON-CONF.	9- 2	38	1-0	120	9	38	38	13	13	
TOTALS	RPI 1-25	RPI 26-50	W-L RECORDS	RPI 51-100	RPI 101-150	RPI 150+				
16- 4	0- 1	1- 1	OVERALL	2- 1	5- 0	8- 1				
9- 1	0- 1	1- 0	HOME	0- 0	4- 0	4- 0				
6- 3	0- 0	0- 1	AWAY	1- 1	1- 0	4- 1				
1- 0	0- 0	0- 0	NEUTRAL	1- 0	0- 0	0- 0				
9- 2	0- 1	1- 1	NON-CONFERENCE	2- 0	3- 0	3- 0				
5- 1	0- 1	1- 0	HOME	0- 0	2- 0	2- 0				
3- 1	0- 0	0- 1	AWAY	1- 0	1- 0	1- 0				
1- 0	0- 0	0- 0	NEUTRAL	1- 0	0- 0	0- 0				
7- 2	0- 0	0- 0	CONFERENCE	0- 1	2- 0	5- 1				
4- 0	0- 0	0- 0	HOME	0- 0	2- 0	2- 0				
3- 2	0- 0	0- 0	AWAY	0- 1	0- 0	3- 1				
0- 0	0- 0	0- 0	NEUTRAL	0- 0	0- 0	0- 0				

RPI 1-25				RPI 26-50				Team's RPI: 46		RPI 51-100				RPI 101+			
RPI	S	Opponent	Score	RPI	S	Opponent	Score	RPI	S	Opponent	Score	RPI	S	Opponent	Score		
9	H	Maryland	68 70	44	A	Virginia	49 55	57	A	Drexel	48 70	113	H	Liberty	76 53		
				49	H	St. John's (NY)	76 73	62	N	UCF	46 43	130	H	Northeastern	67 54		
								89	A	Villanova	56 52	144	H	William & Mary	84 70		
												146	A	George Washington	69 50		
												147	H	Robert Morris	59 32		
												154	H	Elon	61 48		
												193	A	Towson	75 76		
												212	A	Delaware	60 39		
												239	A	Georgetown	66 59		
												245	A	Col. of Charleston	87 53		
												255	A	UNCW	66 58		
												260	H	Delaware St.	83 64		
												265	H	Longwood	93 53		
												312	H	Hofstra	92 50		
LAST 10 Division I																	
				57	A	Drexel	48 70	255	A	UNCW	66 58						
				212	A	Delaware	60 39	193	A	Towson	75 76						
				130	H	Northeastern	67 54	154	H	Elon	61 48						
				312	H	Hofstra	92 50	144	H	William & Mary	84 70						
				245	A	Col. of Charleston	87 53	147	H	Robert Morris	59 32						

Non-Div I Games:

James Madison

■ Loss,
■ Non-Conf, S Site,
■ Home
■ Away
N Neutral

Kansas

Through Games Of Feb. 2, 2020

Average RPI Win:	213	WON-LOST	WINNING	LAST 10	STRENGTH OF	OPP. STRENGTH	TEAM	ADJ.	CONF.	ADJ CONF.
Average RPI Loss:	48	RECORD	PCT. RANK	GAMES	SCHEDULE	OF SCHEDULE	RPI	RPI	RPI	RPI
DIV. I ONLY	12- 8	110	2-8	115	63	117	117	3	3	
DIV. I NON-CONF.	11- 0	1	1-0	298	194	57	57	4	4	
TOTALS	RPI 1-25	RPI 26-50	W-L RECORDS	RPI 51-100	RPI 101-150	RPI 150+				
12- 8	0- 2	0- 4	OVERALL	1- 1	2- 1	9- 0				
9- 4	0- 1	0- 2	HOME	0- 0	2- 1	7- 0				
2- 4	0- 1	0- 2	AWAY	1- 1	0- 0	1- 0				
1- 0	0- 0	0- 0	NEUTRAL	0- 0	0- 0	1- 0				
11- 0	0- 0	0- 0	NON-CONFERENCE	1- 0	1- 0	9- 0				
8- 0	0- 0	0- 0	HOME	0- 0	1- 0	7- 0				
2- 0	0- 0	0- 0	AWAY	1- 0	0- 0	1- 0				
1- 0	0- 0	0- 0	NEUTRAL	0- 0	0- 0	1- 0				
1- 8	0- 2	0- 4	CONFERENCE	0- 1	1- 1	0- 0				
1- 4	0- 1	0- 2	HOME	0- 0	1- 1	0- 0				
0- 4	0- 1	0- 2	AWAY	0- 1	0- 0	0- 0				
0- 0	0- 0	0- 0	NEUTRAL	0- 0	0- 0	0- 0				

RPI S	Opponent	Score	RPI S	Opponent	Score	RPI S	Opponent	Score	RPI S	Opponent	Score	Team's RPI: 117
5	H Baylor	47 90	37	A Texas	77 85	56	A Iowa St.	67 89	119	H Florida	76 66	
22	A TCU	59 73	38	H Oklahoma	82 94	91	A Saint Louis	68 60	138	H Texas Tech	67 50	
			39	H West Virginia	49 68				139	H Kansas St.	61 69	
			50	A Oklahoma St.	49 67				172	H Saint Mary's (CA)	86 81	
									178	A Fla. Atlantic	90 60	
									197	N Wright St.	74 63	
									203	H UMass Lowell	79 44	
									267	H Wofford	83 64	
									276	H Texas St.	68 48	
									280	H Indiana St.	84 72	
									296	H Omaha	63 48	
									335	H UIC	91 50	
LAST 10 Division I												
38	H Oklahoma	82 94	5	H Baylor	47 90							
139	H Kansas St.	61 69	22	A TCU	59 73							
56	A Iowa St.	67 89	39	H West Virginia	49 68							
37	A Texas	77 85	50	A Oklahoma St.	49 67							
138	H Texas Tech	67 50	267	H Wofford	83 64							

Non-Div I Games:

Kansas

Loss, Non-Conf, S Site, H Home A Away N Neutral

Average RPI Win:	225	WON-LOST	WINNING	LAST 10	STRENGTH OF	OPP. STRENGTH	TEAM	ADJ.	CONF.	ADJ CONF.
Average RPI Loss:	64	RECORD	PCT. RANK	GAMES	SCHEDULE	OF SCHEDULE	RPI	RPI	RPI	RPI
DIV. I ONLY	9- 10	194	4-6	75	75	139	139	3	3	
DIV. I NON-CONF.	6- 5	151	1-1	219	211	196	196	4	4	
TOTALS	RPI 1-25	RPI 26-50	W-L RECORDS	RPI 51-100	RPI 101-150	RPI 150+				
9- 10	0- 2	1- 4	OVERALL	0- 1	2- 2	6- 1				
6- 4	0- 0	1- 3	HOME	0- 0	0- 1	5- 0				
3- 4	0- 2	0- 1	AWAY	0- 1	2- 0	1- 0				
0- 2	0- 0	0- 0	NEUTRAL	0- 0	0- 1	0- 1				
6- 5	0- 1	0- 1	NON-CONFERENCE	0- 0	0- 2	6- 1				
5- 1	0- 0	0- 0	HOME	0- 0	0- 1	5- 0				
1- 2	0- 1	0- 1	AWAY	0- 0	0- 0	1- 0				
0- 2	0- 0	0- 0	NEUTRAL	0- 0	0- 1	0- 1				
3- 5	0- 1	1- 3	CONFERENCE	0- 1	2- 0	0- 0				
1- 3	0- 0	1- 3	HOME	0- 0	0- 0	0- 0				
2- 2	0- 1	0- 0	AWAY	0- 1	2- 0	0- 0				
0- 0	0- 0	0- 0	NEUTRAL	0- 0	0- 0	0- 0				

RPI 1-25				RPI 26-50				RPI 51-100				RPI 101+ Team's RPI: 139			
RPI	S	Opponent	Score	RPI	S	Opponent	Score	RPI	S	Opponent	Score	RPI	S	Opponent	Score
1	A	Oregon	51 89	37	H	Texas	63 71	56	A	Iowa St.	59 73	102	N	Michigan St.	60 65
22	A	TCU	61 65	38	H	Oklahoma	92 74					112	H	UT Arlington	53 57
				39	H	West Virginia	63 74					117	A	Kansas	69 61
				41	A	Arkansas	72 81					138	A	Texas Tech	76 72
				50	H	Oklahoma St.	63 70					179	N	Memphis	68 72
												248	A	UMKC	74 67
												252	H	Oral Roberts	109 69
												296	H	Omaha	73 48
												300	H	UTRGV	79 66
												304	H	Incarnate Word	85 41
												335	H	UIC	84 40
LAST 10 Division I															
22	A	TCU	61 65	50	H	Oklahoma St.	63 70								
117	A	Kansas	69 61	138	A	Texas Tech	76 72								
38	H	Oklahoma	92 74	39	H	West Virginia	63 74								
56	A	Iowa St.	59 73	300	H	UTRGV	79 66								
37	H	Texas	63 71	1	A	Oregon	51 89								

Non-Div I Games:

Kansas St.

■ Loss,
■ Non-Conf,
■ S Site,
■ H Home
■ A Away
N Neutral

Kennesaw St.

Through Games Of Feb. 2, 2020

Average RPI Win: 261	WON-LOST	WINNING	LAST 10	STRENGTH OF	OPP. STRENGTH	TEAM	ADJ.	CONF.	ADJ CONF.
Average RPI Loss: 133	RECORD	PCT. RANK	GAMES	SCHEDULE	OF SCHEDULE	RPI	RPI	RPI	RPI
DIV. I ONLY	8- 10	215	3-7	247	192	220	220	16	16
DIV. I NON-CONF.	5- 5	164	0-2	278	234	202	202	16	16
TOTALS	RPI 1-25	RPI 26-50	W-L RECORDS	RPI 51-100	RPI 101-150	RPI 150+			
8- 10	0- 0	0- 1	OVERALL	0- 5	1- 1	7- 3			
3- 4	0- 0	0- 0	HOME	0- 2	1- 0	2- 2			
4- 6	0- 0	0- 1	AWAY	0- 3	0- 1	4- 1			
1- 0	0- 0	0- 0	NEUTRAL	0- 0	0- 0	1- 0			
5- 5	0- 0	0- 0	NON-CONFERENCE	0- 3	1- 1	4- 1			
2- 1	0- 0	0- 0	HOME	0- 1	1- 0	1- 0			
2- 4	0- 0	0- 0	AWAY	0- 2	0- 1	2- 1			
1- 0	0- 0	0- 0	NEUTRAL	0- 0	0- 0	1- 0			
3- 5	0- 0	0- 1	CONFERENCE	0- 2	0- 0	3- 2			
1- 3	0- 0	0- 0	HOME	0- 1	0- 0	1- 2			
2- 2	0- 0	0- 1	AWAY	0- 1	0- 0	2- 0			
0- 0	0- 0	0- 0	NEUTRAL	0- 0	0- 0	0- 0			

RPI 1-25				RPI 26-50				RPI 51-100				RPI 101+				Team's RPI: 220	
RPI	S	Opponent	Score	RPI	S	Opponent	Score	RPI	S	Opponent	Score	RPI	S	Opponent	Score		
				29	A	FGCU	63 80	78	A	Georgia	65 80	134	A	Campbell	51 63		
								82	A	North Florida	33 57	145	H	Samford	60 55		
								82	H	North Florida	55 64	171	H	North Ala.	59 56		
								88	H	Georgia Tech	47 63	189	H	Jacksonville	83 93		
								99	A	Duquesne	72 75	254	H	Stetson	61 67		
												255	A	UNCW	58 56		
												266	A	Lipscomb	74 66		
												290	A	Navy	62 82		
												292	A	Ga. Southern	95 69		
												302	N	UMBC	59 44		
												329	H	Mercer	92 64		
												330	A	NJIT	77 64		
LAST 10 Division I																	
				82	A	North Florida	33 57	266	A	Lipscomb	74 66						
				171	H	North Ala.	59 56	82	H	North Florida	55 64						
				189	H	Jacksonville	83 93	254	H	Stetson	61 67						
				29	A	FGCU	63 80	99	A	Duquesne	72 75						
				330	A	NJIT	77 64	88	H	Georgia Tech	47 63						

Non-Div I Games: Middle Ga. St. 88 49

Kennesaw St.

Loss, Non-Conf, S Site, H Home A Away N Neutral

Average RPI Win:	197	WON-LOST	WINNING	LAST 10	STRENGTH OF	OPP. STRENGTH	TEAM	ADJ.	CONF.	ADJ CONF.
Average RPI Loss:	82	RECORD	PCT. RANK	GAMES	SCHEDULE	OF SCHEDULE	RPI	RPI	RPI	RPI
DIV. I ONLY	10- 8	137	5-5	103	112	110	110	10	10	
DIV. I NON-CONF.	6- 4	123	1-1	118	111	100	100	10	10	
TOTALS	RPI 1-25	RPI 26-50	W-L RECORDS	RPI 51-100	RPI 101-150	RPI 150+				
10- 8	0- 1	0- 2	OVERALL	2- 3	2- 0	6- 2				
4- 3	0- 1	0- 0	HOME	1- 1	2- 0	1- 1				
4- 3	0- 0	0- 1	AWAY	1- 1	0- 0	3- 1				
2- 2	0- 0	0- 1	NEUTRAL	0- 1	0- 0	2- 0				
6- 4	0- 1	0- 2	NON-CONFERENCE	1- 1	1- 0	4- 0				
2- 1	0- 1	0- 0	HOME	0- 0	1- 0	1- 0				
2- 1	0- 0	0- 1	AWAY	1- 0	0- 0	1- 0				
2- 2	0- 0	0- 1	NEUTRAL	0- 1	0- 0	2- 0				
4- 4	0- 0	0- 0	CONFERENCE	1- 2	1- 0	2- 2				
2- 2	0- 0	0- 0	HOME	1- 1	1- 0	0- 1				
2- 2	0- 0	0- 0	AWAY	0- 1	0- 0	2- 1				
0- 0	0- 0	0- 0	NEUTRAL	0- 0	0- 0	0- 0				

RPI 1-25				RPI 26-50				RPI 51-100				RPI 101+				Team's RPI: 110	
RPI	S	Opponent	Score	RPI	S	Opponent	Score	RPI	S	Opponent	Score	RPI	S	Opponent	Score		
25	H	Ohio St.	65 75	26	A	Purdue	64 77	64	N	Troy	64 71	147	H	Robert Morris	82 81		
				40	N	Michigan	53 88	76	A	Ball St.	62 66	150	H	Western Mich.	75 63		
								76	H	Ball St.	69 68	164	A	Toledo	60 69		
								92	H	Buffalo	44 57	168	H	Eastern Mich.	69 74		
								99	A	Duquesne	77 75	181	A	Miami (OH)	78 75		
												183	A	Northern Ill.	79 71		
												228	A	Youngstown St.	82 73		
												291	H	St. Bonaventure	81 58		
												292	N	Ga. Southern	62 48		
												320	N	Purdue Fort Wayne	75 67		
LAST 10 Division I																	
164	A	Toledo	60 69	150	H	Western Mich.	75 63										
76	H	Ball St.	69 68	168	H	Eastern Mich.	69 74										
92	H	Buffalo	44 57	76	A	Ball St.	62 66										
181	A	Miami (OH)	78 75	64	N	Troy	64 71										
183	A	Northern Ill.	79 71	292	N	Ga. Southern	62 48										

Non-Div I Games: Hiram 92 36

Kent St.

■ Loss,
 ■ Non-Conf,
 ■ S Site,
 ■ Home
 ■ A Away
 N Neutral

Kentucky

Through Games Of Feb. 2, 2020

Average RPI Win:	147	WON-LOST	WINNING	LAST 10	STRENGTH OF	OPP. STRENGTH	TEAM	ADJ.	CONF.	ADJ CONF.
Average RPI Loss:	36	RECORD	PCT. RANK	GAMES	SCHEDULE	OF SCHEDULE	RPI	RPI	RPI	RPI
DIV. I ONLY	17- 4	29	7-3	60	33	24	24	4	4	
DIV. I NON-CONF.	11- 1	13	1-0	158	79	43	43	5	5	
TOTALS	RPI 1-25	RPI 26-50	W-L RECORDS	RPI 51-100	RPI 101-150	RPI 150+				
17- 4	1- 3	2- 0	OVERALL	3- 0	5- 1	6- 0				
11- 2	1- 1	1- 0	HOME	1- 0	2- 1	6- 0				
6- 2	0- 2	1- 0	AWAY	2- 0	3- 0	0- 0				
0- 0	0- 0	0- 0	NEUTRAL	0- 0	0- 0	0- 0				
11- 1	0- 1	1- 0	NON-CONFERENCE	2- 0	2- 0	6- 0				
8- 1	0- 1	0- 0	HOME	1- 0	1- 0	6- 0				
3- 0	0- 0	1- 0	AWAY	1- 0	1- 0	0- 0				
0- 0	0- 0	0- 0	NEUTRAL	0- 0	0- 0	0- 0				
6- 3	1- 2	1- 0	CONFERENCE	1- 0	3- 1	0- 0				
3- 1	1- 0	1- 0	HOME	0- 0	1- 1	0- 0				
3- 2	0- 2	0- 0	AWAY	1- 0	2- 0	0- 0				
0- 0	0- 0	0- 0	NEUTRAL	0- 0	0- 0	0- 0				

RPI 1-25				RPI 26-50				RPI 51-100				RPI 101+			
RPI	S	Opponent	Score	RPI	S	Opponent	Score	RPI	S	Opponent	Score	RPI	S	Opponent	Score
2	A	South Carolina	72 99	43	H	Tennessee	80 76	59	A	Middle Tenn.	67 52	119	A	Florida	65 45
3	H	Louisville	66 67	44	A	Virginia	50 47	66	H	Charlotte	86 39	119	H	Florida	62 70
18	H	Texas A&M	76 54					71	A	Alabama	81 71	120	H	Auburn	68 61
21	A	LSU	59 65									128	A	California	63 61
												145	H	Samford	79 49
												149	A	Missouri	62 47
												198	H	Austin Peay	81 52
												225	H	Mt. St. Mary's	67 44
												253	H	Morehead St.	79 54
												254	H	Stetson	67 48
												257	H	Winthrop	91 36
												345	H	Grambling	81 35
LAST 10 Division I															
119	H	Florida	62 70	119	A	Florida	65 45								
149	A	Missouri	62 47	71	A	Alabama	81 71								
120	H	Auburn	68 61	43	H	Tennessee	80 76								
21	A	LSU	59 65	2	A	South Carolina	72 99								
18	H	Texas A&M	76 54	128	A	California	63 61								

Non-Div I Games:

Kentucky

■ Loss,
 ■ Non-Conf, S Site,
 ■ Home
 ■ Away
 N Neutral

LIU Brooklyn

Through Games Of Feb. 2, 2020

Average RPI Win:	288	WON-LOST	WINNING	LAST 10	STRENGTH OF	OPP. STRENGTH	TEAM	ADJ.	CONF.	ADJ CONF.
Average RPI Loss:	235	RECORD	PCT. RANK	GAMES	SCHEDULE	OF SCHEDULE	RPI	RPI	RPI	RPI
DIV. I ONLY	5- 15	297	4-6	308	350	333	333	30	30	
DIV. I NON-CONF.	1- 10	329	0-1	251	350	341	341	29	29	
TOTALS	RPI 1-25	RPI 26-50	W-L RECORDS	RPI 51-100	RPI 101-150	RPI 150+				
5- 15	0- 0	0- 0	OVERALL	0- 1	0- 1	5- 13				
4- 7	0- 0	0- 0	HOME	0- 1	0- 1	4- 5				
1- 8	0- 0	0- 0	AWAY	0- 0	0- 0	1- 8				
0- 0	0- 0	0- 0	NEUTRAL	0- 0	0- 0	0- 0				
1- 10	0- 0	0- 0	NON-CONFERENCE	0- 1	0- 0	1- 9				
1- 6	0- 0	0- 0	HOME	0- 1	0- 0	1- 5				
0- 4	0- 0	0- 0	AWAY	0- 0	0- 0	0- 4				
0- 0	0- 0	0- 0	NEUTRAL	0- 0	0- 0	0- 0				
4- 5	0- 0	0- 0	CONFERENCE	0- 0	0- 1	4- 4				
3- 1	0- 0	0- 0	HOME	0- 0	0- 1	3- 0				
1- 4	0- 0	0- 0	AWAY	0- 0	0- 0	1- 4				
0- 0	0- 0	0- 0	NEUTRAL	0- 0	0- 0	0- 0				

RPI 1-25				RPI 26-50				RPI 51-100				RPI 101+ Team's RPI: 333					
RPI	S	Opponent	Score	RPI	S	Opponent	Score	RPI	S	Opponent	Score	RPI	S	Opponent	Score		
								84	H	Stony Brook	49	80	147	H	Robert Morris	59	70
												159	A	Lafayette	60	65	
												177	A	Rhode Island	56	79	
												195	H	Cleveland St.	49	79	
												203	A	UMass Lowell	56	65	
												205	H	Fairfield	51	53	
												206	A	Merrimack	68	60	
												225	A	Mt. St. Mary's	57	75	
												247	H	Saint Francis (PA)	71	53	
												268	A	Wagner	61	63	
												286	A	Army West Point	60	67	
												293	H	Vermont	62	73	
												307	A	St. Francis Brooklyn	63	88	
												312	H	Hofstra	85	46	
												318	A	Bryant	53	57	
												322	H	N.C. Central	59	61	
												331	H	Fairleigh Dickinson	68	63	
												336	H	Saint Peter's	74	89	
												344	H	Central Conn. St.	63	61	
LAST 10 Division I																	
206	A	Merrimack	68	60	344	H	Central Conn. St.	63	61								
247	H	Saint Francis (PA)	71	53	331	H	Fairleigh Dickinson	68	63								
147	H	Robert Morris	59	70	307	A	St. Francis Brooklyn	63	88								
268	A	Wagner	61	63	225	A	Mt. St. Mary's	57	75								
318	A	Bryant	53	57	322	H	N.C. Central	59	61								

Non-Div I Games:

LIU Brooklyn

Loss, Non-Conf, S Site, H Home A Away N Neutral

Average RPI Win:	212	WON-LOST	WINNING	LAST 10	STRENGTH OF	OPP. STRENGTH	TEAM	ADJ.	CONF.	ADJ CONF.
Average RPI Loss:	144	RECORD	PCT. RANK	GAMES	SCHEDULE	OF SCHEDULE	RPI	RPI	RPI	RPI
DIV. I ONLY	6- 17	296	3-7	154	127	262	262	11	11	
DIV. I NON-CONF.	3- 9	279	0	210	200	281	281	11	11	
TOTALS	RPI 1-25	RPI 26-50	W-L RECORDS	RPI 51-100	RPI 101-150	RPI 150+				
6- 17	0- 2	0- 1	OVERALL	0- 2	0- 4	6- 8				
3- 8	0- 0	0- 1	HOME	0- 1	0- 2	3- 4				
3- 7	0- 2	0- 0	AWAY	0- 0	0- 1	3- 4				
0- 2	0- 0	0- 0	NEUTRAL	0- 1	0- 1	0- 0				
3- 9	0- 1	0- 1	NON-CONFERENCE	0- 1	0- 1	3- 5				
1- 4	0- 0	0- 1	HOME	0- 0	0- 0	1- 3				
2- 3	0- 1	0- 0	AWAY	0- 0	0- 0	2- 2				
0- 2	0- 0	0- 0	NEUTRAL	0- 1	0- 1	0- 0				
3- 8	0- 1	0- 0	CONFERENCE	0- 1	0- 3	3- 3				
2- 4	0- 0	0- 0	HOME	0- 1	0- 2	2- 1				
1- 4	0- 1	0- 0	AWAY	0- 0	0- 1	1- 2				
0- 0	0- 0	0- 0	NEUTRAL	0- 0	0- 0	0- 0				

RPI 1-25				RPI 26-50				RPI 51-100				RPI 101+ Team's RPI: 262			
RPI	S	Opponent	Score	RPI	S	Opponent	Score	RPI	S	Opponent	Score	RPI	S	Opponent	Score
6	A	Gonzaga	52 78	35	H	Yale	65 81	65	H	BYU	44 59	109	A	Pacific	67 76
7	A	UCLA	52 74					76	N	Ball St.	72 77	109	H	Pacific	70 87
												125	H	San Diego	59 67
												131	N	Providence	45 48
												155	A	Portland	49 74
												172	A	Saint Mary's (CA)	70 86
												172	H	Saint Mary's (CA)	61 70
												180	H	Santa Clara	75 59
												192	H	Hawaii	65 51
												204	A	New Mexico	73 72
												216	A	Pepperdine	84 77
												223	H	San Francisco	76 69
												233	H	Cal St. Fullerton	74 79
												239	H	Georgetown	53 64
												243	A	Tulsa	56 75
												259	A	Long Beach St.	70 57
												273	H	CSUN	54 56
												297	A	UC Irvine	65 80
LAST 10 Division I															
109	H	Pacific	70 87	180	H	Santa Clara	75 59	223	H	San Francisco	76 69	172	A	Saint Mary's (CA)	70 86
172	H	Saint Mary's (CA)	61 70	6	A	Gonzaga	52 78	109	A	Pacific	67 76	125	H	San Diego	59 67
155	A	Portland	49 74	216	A	Pepperdine	84 77								

Non-Div I Games: Cal St. San B'dino 94 46

LMU (CA)

■ Loss,
 ■ Non-Conf, S Site,
 ■ Home
 ■ Away
 N Neutral

through games of Feb. 17, 1918										
Average RPI Win:	138	WON-LOST	WINNING	LAST 10	STRENGTH OF	OPP. STRENGTH	TEAM	ADJ.	CONF.	ADJ CONF.
Average RPI Loss:	53	RECORD	PCT. RANK	GAMES	SCHEDULE	OF SCHEDULE	RPI	RPI	RPI	RPI
DIV. I ONLY	16- 5	41	7-3	32	47	21	21	4	4	
DIV. I NON-CONF.	10- 2	30	1-0	96	88	35	35	5	5	

TOTALS	RPI 1-25	RPI 26-50		W-L RECORDS		RPI 51-100	RPI 101-150	RPI 150+		
16- 5	3- 2	2- 2		OVERALL		1- 0	3- 1	7- 0		
9- 1	2- 1	1- 0		HOME		1- 0	0- 0	5- 0		
5- 4	1- 1	1- 2		AWAY		0- 0	2- 1	1- 0		
2- 0	0- 0	0- 0		NEUTRAL		0- 0	1- 0	1- 0		
10- 2	0- 1	2- 1		NON-CONFERENCE		0- 0	2- 0	6- 0		
5- 1	0- 1	1- 0		HOME		0- 0	0- 0	4- 0		
3- 1	0- 0	1- 1		AWAY		0- 0	1- 0	1- 0		
2- 0	0- 0	0- 0		NEUTRAL		0- 0	1- 0	1- 0		
6- 3	3- 1	0- 1		CONFERENCE		1- 0	1- 1	1- 0		
4- 0	2- 0	0- 0		HOME		1- 0	0- 0	1- 0		
2- 3	1- 1	0- 1		AWAY		0- 0	1- 1	0- 0		
0- 0	0- 0	0- 0		NEUTRAL		0- 0	0- 0	0- 0		

RPI S	Opponent	Score	RPI S	Opponent	Score	RPI S	Opponent	Score	RPI S	Opponent	Score
13	A Mississippi St.	60 64	29	A FGCU	74 63	71	H Alabama	71 60	102	N Michigan St.	58 56
18	A Texas A&M	57 54	38	A Oklahoma	68 90				119	A Florida	77 68
18	H Texas A&M	59 58	43	A Tennessee	58 63				142	A Tulane	59 54
23	H Florida St.	62 70	45	H Rutgers	64 58				149	A Missouri	65 69
24	H Kentucky	65 59							158	H New Orleans	83 49
									175	A Little Rock	65 50
									179	N Memphis	89 58
									222	H Southeastern La.	62 52
									275	H Ole Miss	52 44
									285	H Nicholls St.	63 32
									349	H Florida A&M	73 45
LAST 10 Division I											
18	H Texas A&M	59 58	275	H Ole Miss	52 44						
119	A Florida	77 68	18	A Texas A&M	57 54						
43	A Tennessee	58 63	149	A Missouri	65 69						
24	H Kentucky	65 59	71	H Alabama	71 60						
13	A Mississippi St.	60 64	349	H Florida A&M	73 45						

Non-Div I Games:

LSU

Average RPI Win:	236	WON-LOST	WINNING	LAST 10	STRENGTH OF	OPP. STRENGTH	TEAM	ADJ.	CONF.	ADJ CONF.
Average RPI Loss:	113	RECORD	PCT. RANK	GAMES	SCHEDULE	OF SCHEDULE	RPI	RPI	RPI	RPI
DIV. I ONLY	9- 13	234	3-7	133	172	202	202	12	12	
DIV. I NON-CONF.	6- 7	182	0-1	136	254	169	169	12	12	
TOTALS	RPI 1-25	RPI 26-50	W-L RECORDS	RPI 51-100	RPI 101-150	RPI 150+				
9- 13	0- 0	0- 0	OVERALL	0- 7	1- 5	8- 1				
5- 6	0- 0	0- 0	HOME	0- 4	1- 2	4- 0				
3- 7	0- 0	0- 0	AWAY	0- 3	0- 3	3- 1				
1- 0	0- 0	0- 0	NEUTRAL	0- 0	0- 0	1- 0				
6- 7	0- 0	0- 0	NON-CONFERENCE	0- 4	1- 2	5- 1				
2- 4	0- 0	0- 0	HOME	0- 2	1- 2	1- 0				
3- 3	0- 0	0- 0	AWAY	0- 2	0- 0	3- 1				
1- 0	0- 0	0- 0	NEUTRAL	0- 0	0- 0	1- 0				
3- 6	0- 0	0- 0	CONFERENCE	0- 3	0- 3	3- 0				
3- 2	0- 0	0- 0	HOME	0- 2	0- 0	3- 0				
0- 4	0- 0	0- 0	AWAY	0- 1	0- 3	0- 0				
0- 0	0- 0	0- 0	NEUTRAL	0- 0	0- 0	0- 0				

RPI 1-25				RPI 26-50				RPI 51-100				RPI 101+ Team's RPI: 202			
RPI	S	Opponent	Score	RPI	S	Opponent	Score	RPI	S	Opponent	Score	RPI	S	Opponent	Score
								53	H	Temple	69 72	103	H	Penn	49 65
								57	A	Drexel	31 69	116	A	Fordham	45 62
								77	H	Dayton	58 98	124	H	Harvard	75 69
								86	A	Rider	43 70	129	A	Massachusetts	62 76
								89	H	Villanova	69 77	132	A	Richmond	61 63
								91	H	Saint Louis	61 77	147	H	Robert Morris	68 71
								99	A	Duquesne	56 82	176	A	Norfolk St.	55 52
												182	A	Penn St.	69 67
												208	H	Saint Joseph's	67 59
												237	H	George Mason	77 65
												263	A	Howard	78 62
												290	A	Navy	46 61
												291	H	St. Bonaventure	67 61
												302	N	UMBC	74 58
												343	H	Coppin St.	79 46
LAST 10 Division I															
				116	A	Fordham	45 62					129	A	Massachusetts	62 76
				237	H	George Mason	77 65					99	A	Duquesne	56 82
				208	H	Saint Joseph's	67 59					91	H	Saint Louis	61 77
				132	A	Richmond	61 63					77	H	Dayton	58 98
				291	H	St. Bonaventure	67 61					53	H	Temple	69 72

Non-Div I Games:

La Salle

■ Loss,
■ Non-Conf,
■ S Site,
■ H Home
■ A Away
N Neutral

Average RPI Win:	323	WON-LOST	WINNING	LAST 10	STRENGTH OF	OPP. STRENGTH	TEAM	ADJ.	CONF.	ADJ CONF.
Average RPI Loss:	221	RECORD	PCT. RANK	GAMES	SCHEDULE	OF SCHEDULE	RPI	RPI	RPI	RPI
DIV. I ONLY	3- 17	325	2-8	343	310	347	347	22	22	
DIV. I NON-CONF.	2- 9	304	1-0	345	343	351	351	21	21	
TOTALS	RPI 1-25	RPI 26-50	W-L RECORDS	RPI 51-100	RPI 101-150	RPI 150+				
3- 17	0- 0	0- 0	OVERALL	0- 1	0- 2	3- 14				
2- 6	0- 0	0- 0	HOME	0- 1	0- 0	2- 5				
1- 11	0- 0	0- 0	AWAY	0- 0	0- 2	1- 9				
0- 0	0- 0	0- 0	NEUTRAL	0- 0	0- 0	0- 0				
2- 9	0- 0	0- 0	NON-CONFERENCE	0- 0	0- 1	2- 8				
2- 3	0- 0	0- 0	HOME	0- 0	0- 0	2- 3				
0- 6	0- 0	0- 0	AWAY	0- 0	0- 1	0- 5				
0- 0	0- 0	0- 0	NEUTRAL	0- 0	0- 0	0- 0				
1- 8	0- 0	0- 0	CONFERENCE	0- 1	0- 1	1- 6				
0- 3	0- 0	0- 0	HOME	0- 1	0- 0	0- 2				
1- 5	0- 0	0- 0	AWAY	0- 0	0- 1	1- 4				
0- 0	0- 0	0- 0	NEUTRAL	0- 0	0- 0	0- 0				

RPI S	Opponent	Score	RPI S	Opponent	Score	RPI S	Opponent	Score	RPI S	Opponent	Score	Team's RPI: 347
						64	H Troy	65 72	112	A UT Arlington	34 72	
									138	A Texas Tech	38 83	
									153	A Louisiana	55 68	
									163	A Tennessee Tech	68 75	
									175	H Little Rock	50 70	
									194	H Southern Miss.	42 57	
									201	H Arkansas St.	53 54	
									222	H Southeastern La.	52 65	
									251	A South Alabama	63 72	
									256	A North Texas	51 63	
									275	A Ole Miss	42 66	
									276	A Texas St.	58 55	
									285	A Nicholls St.	59 74	
									292	A Ga. Southern	47 64	
									310	H Houston Baptist	65 72	
									328	A Georgia St.	52 68	
									332	A McNeese	69 72	
									342	H Northwestern St.	63 54	
									351	H Mississippi Val.	74 66	
LAST 10 Division I												
			201	H Arkansas St.	53 54		251	A South Alabama	63 72			
			153	A Louisiana	55 68		64	H Troy	65 72			
			175	H Little Rock	50 70		328	A Georgia St.	52 68			
			112	A UT Arlington	34 72		292	A Ga. Southern	47 64			
			276	A Texas St.	58 55		351	H Mississippi Val.	74 66			

Non-Div I Games:

La.-Monroe

■ Loss,
 ■ Non-Conf, S Site,
 ■ Home
 ■ Away
 N Neutral

Average RPI Win:	237	WON-LOST	WINNING	LAST 10	STRENGTH OF	OPP. STRENGTH	TEAM	ADJ.	CONF.	ADJ CONF.
Average RPI Loss:	141	RECORD	PCT. RANK	GAMES	SCHEDULE	OF SCHEDULE	RPI	RPI	RPI	RPI
DIV. I ONLY	11- 9	144	7-3	181	268	159	159	15	15	
DIV. I NON-CONF.	4- 6	212	0	256	332	275	275	15	15	
TOTALS	RPI 1-25	RPI 26-50	W-L RECORDS	RPI 51-100	RPI 101-150	RPI 150+				
11- 9	0- 0	0- 1	OVERALL	1- 4	1- 1	9- 3				
8- 2	0- 0	0- 0	HOME	1- 1	1- 0	6- 1				
3- 7	0- 0	0- 1	AWAY	0- 3	0- 1	3- 2				
0- 0	0- 0	0- 0	NEUTRAL	0- 0	0- 0	0- 0				
4- 6	0- 0	0- 1	NON-CONFERENCE	0- 2	0- 0	4- 3				
3- 2	0- 0	0- 0	HOME	0- 1	0- 0	3- 1				
1- 4	0- 0	0- 1	AWAY	0- 1	0- 0	1- 2				
0- 0	0- 0	0- 0	NEUTRAL	0- 0	0- 0	0- 0				
7- 3	0- 0	0- 0	CONFERENCE	1- 2	1- 1	5- 0				
5- 0	0- 0	0- 0	HOME	1- 0	1- 0	3- 0				
2- 3	0- 0	0- 0	AWAY	0- 2	0- 1	2- 0				
0- 0	0- 0	0- 0	NEUTRAL	0- 0	0- 0	0- 0				

RPI 1-25				RPI 26-50				RPI 51-100				RPI 101+				Team's RPI: 159	
RPI	S	Opponent	Score	RPI	S	Opponent	Score	RPI	S	Opponent	Score	RPI	S	Opponent	Score		
				49	A	St. John's (NY)	44 76	74	A	Bucknell	36 50	122	A	Holy Cross	56 57		
								75	A	Seton Hall	50 74	141	H	Lehigh	61 53		
								83	A	Colgate	52 73	162	H	Boston U.	59 57		
								83	H	Colgate	55 39	187	A	Binghamton	64 74		
								99	H	Duquesne	65 73	188	A	American	67 52		
												218	H	Manhattan	60 53		
												269	H	Loyola Maryland	55 52		
												279	A	Monmouth	44 52		
												286	A	Army West Point	57 52		
												290	H	Navy	79 52		
												302	H	UMBC	58 65		
												311	A	Albany (NY)	54 47		
												331	H	Fairleigh Dickinson	61 29		
												333	H	LIU Brooklyn	65 60		
LAST 10 Division I																	
				188	A	American	67 52	83	A	Colgate	52 73						
				83	H	Colgate	55 39	269	H	Loyola Maryland	55 52						
				141	H	Lehigh	61 53	122	A	Holy Cross	56 57						
				286	A	Army West Point	57 52	74	A	Bucknell	36 50						
				290	H	Navy	79 52	162	H	Boston U.	59 57						

Non-Div I Games:

Lafayette

■ Loss,
■ Non-Conf,
■ S Site,
■ H Home
■ A Away
N Neutral

Average RPI Win:	269	WON-LOST	WINNING	LAST 10	STRENGTH OF	OPP. STRENGTH	TEAM	ADJ.	CONF.	ADJ CONF.
Average RPI Loss:	137	RECORD	PCT. RANK	GAMES	SCHEDULE	OF SCHEDULE	RPI	RPI	RPI	RPI
DIV. I ONLY	7- 11	241	4-6	153	260	211	211	23	23	
DIV. I NON-CONF.	2- 5	259	0	25	119	154	154	20	20	
TOTALS	RPI 1-25	RPI 26-50	W-L RECORDS	RPI 51-100	RPI 101-150	RPI 150+				
7- 11	0- 2	0- 1	OVERALL	0- 0	1- 4	6- 4				
3- 4	0- 0	0- 0	HOME	0- 0	0- 1	3- 3				
3- 7	0- 2	0- 1	AWAY	0- 0	0- 3	3- 1				
1- 0	0- 0	0- 0	NEUTRAL	0- 0	1- 0	0- 0				
2- 5	0- 2	0- 1	NON-CONFERENCE	0- 0	1- 0	1- 2				
1- 1	0- 0	0- 0	HOME	0- 0	0- 0	1- 1				
0- 4	0- 2	0- 1	AWAY	0- 0	0- 0	0- 1				
1- 0	0- 0	0- 0	NEUTRAL	0- 0	1- 0	0- 0				
5- 6	0- 0	0- 0	CONFERENCE	0- 0	0- 4	5- 2				
2- 3	0- 0	0- 0	HOME	0- 0	0- 1	2- 2				
3- 3	0- 0	0- 0	AWAY	0- 0	0- 3	3- 0				
0- 0	0- 0	0- 0	NEUTRAL	0- 0	0- 0	0- 0				

RPI 1-25				RPI 26-50				RPI 51-100				RPI 101+ Team's RPI: 211			
RPI	S	Opponent	Score	RPI	S	Opponent	Score	RPI	S	Opponent	Score	RPI	S	Opponent	Score
5	A	Baylor	28 90	50	A	Oklahoma St.	53 74					106	N	Idaho	47 44
16	A	NC State	40 81									115	H	SFA	53 54
												121	A	Abilene Christian	72 78
												123	A	A&M-Corpus Christi	39 49
												143	A	Sam Houston St.	47 68
												153	H	Louisiana	63 74
												158	H	New Orleans	57 62
												222	A	Southeastern La.	65 57
												285	A	Nicholls St.	84 78
												288	H	Denver	71 59
												304	H	Incarnate Word	48 67
												310	H	Houston Baptist	60 53
												315	A	Cal Poly	56 57
												332	A	McNeese	87 69
												342	H	Northwestern St.	61 58
LAST 10 Division I															
332	A	McNeese	87 69	310	H	Houston Baptist	60 53								
115	H	SFA	53 54	285	A	Nicholls St.	84 78								
304	H	Incarnate Word	48 67	121	A	Abilene Christian	72 78								
123	A	A&M-Corpus Christi	39 49	158	H	New Orleans	57 62								
143	A	Sam Houston St.	47 68	342	H	Northwestern St.	61 58								

Non-Div I Games: Howard Payne 96 36 LeTourneau 90 38

Lamar University

Loss, Non-Conf, S Site, H Home A Away N Neutral

Average RPI Win:	237	WON-LOST	WINNING	LAST 10	STRENGTH OF	OPP. STRENGTH	TEAM	ADJ.	CONF.	ADJ CONF.
Average RPI Loss:	113	RECORD	PCT. RANK	GAMES	SCHEDULE	OF SCHEDULE	RPI	RPI	RPI	RPI
DIV. I ONLY	13- 7	84	6-4	242	179	141	141	15	15	
DIV. I NON-CONF.	7- 3	80	0	200	226	95	95	15	15	
TOTALS	RPI 1-25	RPI 26-50	W-L RECORDS	RPI 51-100	RPI 101-150	RPI 150+				
13- 7	0- 0	0- 0	OVERALL	1- 3	1- 2	11- 2				
5- 3	0- 0	0- 0	HOME	1- 1	1- 1	3- 1				
8- 2	0- 0	0- 0	AWAY	0- 1	0- 0	8- 1				
0- 2	0- 0	0- 0	NEUTRAL	0- 1	0- 1	0- 0				
7- 3	0- 0	0- 0	NON-CONFERENCE	1- 2	1- 1	5- 0				
3- 0	0- 0	0- 0	HOME	1- 0	1- 0	1- 0				
4- 1	0- 0	0- 0	AWAY	0- 1	0- 0	4- 0				
0- 2	0- 0	0- 0	NEUTRAL	0- 1	0- 1	0- 0				
6- 4	0- 0	0- 0	CONFERENCE	0- 1	0- 1	6- 2				
2- 3	0- 0	0- 0	HOME	0- 1	0- 1	2- 1				
4- 1	0- 0	0- 0	AWAY	0- 0	0- 0	4- 1				
0- 0	0- 0	0- 0	NEUTRAL	0- 0	0- 0	0- 0				

RPI S	Opponent	Score	RPI S	Opponent	Score	RPI S	Opponent	Score	RPI S	Opponent	Score	Team's RPI: 141
						54 A	Minnesota	49 77	116 N	Fordham	57 59	
						74 H	Bucknell	50 71	122 H	Holy Cross	57 74	
						75 H	Seton Hall	75 68	146 H	George Washington	59 53	
						76 N	Ball St.	52 54	159 A	Lafayette	53 61	
									162 H	Boston U.	51 34	
									188 A	American	64 63	
									188 H	American	56 64	
									206 A	Merrimack	72 68	
									225 A	Mt. St. Mary's	66 65	
									260 A	Delaware St.	68 38	
									269 A	Loyola Maryland	55 53	
									286 A	Army West Point	94 65	
									290 A	Navy	60 53	
									290 H	Navy	70 40	
									336 A	Saint Peter's	80 71	
									344 H	Central Conn. St.	70 51	
LAST 10 Division I												
			286 A	Army West Point	94 65		290 A	Navy	60 53			
			188 H	American	56 64		188 A	American	64 63			
			159 A	Lafayette	53 61		162 H	Boston U.	51 34			
			122 H	Holy Cross	57 74		269 A	Loyola Maryland	55 53			
			74 H	Bucknell	50 71		290 H	Navy	70 40			

Non-Div I Games: Bloomsburg 91 43

Lehigh

■ Loss,
 ■ Non-Conf,
 ■ S Site,
 ■ H Home
 ■ A Away
 N Neutral

Liberty

Through Games Of Feb. 2, 2020

Average RPI Win:	216	WON-LOST	WINNING	LAST 10	STRENGTH OF	OPP. STRENGTH	TEAM	ADJ.	CONF.	ADJ CONF.
Average RPI Loss:	103	RECORD	PCT. RANK	GAMES	SCHEDULE	OF SCHEDULE	RPI	RPI	RPI	RPI
DIV. I ONLY	11- 10	170	6-4	81	175	113	113	16	16	
DIV. I NON-CONF.	7- 6	161	2-0	81	190	102	102	16	16	
TOTALS	RPI 1-25	RPI 26-50	W-L RECORDS	RPI 51-100	RPI 101-150	RPI 150+				
11- 10	0- 1	0- 4	OVERALL	1- 1	0- 0	10- 4				
3- 5	0- 0	0- 1	HOME	0- 0	0- 0	3- 4				
6- 4	0- 0	0- 3	AWAY	0- 1	0- 0	6- 0				
2- 1	0- 1	0- 0	NEUTRAL	1- 0	0- 0	1- 0				
7- 6	0- 1	0- 2	NON-CONFERENCE	1- 0	0- 0	6- 3				
1- 3	0- 0	0- 0	HOME	0- 0	0- 0	1- 3				
4- 2	0- 0	0- 2	AWAY	0- 0	0- 0	4- 0				
2- 1	0- 1	0- 0	NEUTRAL	1- 0	0- 0	1- 0				
4- 4	0- 0	0- 2	CONFERENCE	0- 1	0- 0	4- 1				
2- 2	0- 0	0- 1	HOME	0- 0	0- 0	2- 1				
2- 2	0- 0	0- 1	AWAY	0- 1	0- 0	2- 0				
0- 0	0- 0	0- 0	NEUTRAL	0- 0	0- 0	0- 0				

RPI 1-25				RPI 26-50				RPI 51-100				RPI 101+ Team's RPI: 113			
RPI	S	Opponent	Score	RPI	S	Opponent	Score	RPI	S	Opponent	Score	RPI	S	Opponent	Score
11	N	Oregon St.	55 68	29	A	FGCU	57 64	55	N	Bradley	75 63	152	H	UNC Greensboro	53 58
				29	H	FGCU	65 74	82	A	North Florida	50 65	156	A	Hampton	83 59
				34	A	Virginia Tech	69 73					171	H	North Ala.	71 76
				46	A	James Madison	53 76					176	A	Norfolk St.	67 48
												181	N	Miami (OH)	65 53
												189	H	Jacksonville	85 76
												219	H	Chattanooga	54 71
												247	A	Saint Francis (PA)	71 52
												248	A	UMKC	68 44
												254	A	Stetson	57 48
												261	H	ETSU	62 63
												266	H	Lipscomb	64 60
												274	H	East Carolina	81 66
												330	A	NJIT	67 53
LAST 10 Division I															
				29	H	FGCU	65 74	189	H	Jacksonville	85 76				
				82	A	North Florida	50 65	29	A	FGCU	57 64				
				254	A	Stetson	57 48	330	A	NJIT	67 53				
				266	H	Lipscomb	64 60	248	A	UMKC	68 44				
				171	H	North Ala.	71 76	55	N	Bradley	75 63				

Non-Div I Games:

Liberty

Loss, Non-Conf, S Site, H Home A Away N Neutral

Average RPI Win: 283	WON-LOST	WINNING	LAST 10	STRENGTH OF	OPP. STRENGTH	TEAM	ADJ.	CONF.	ADJ CONF.
Average RPI Loss: 141	RECORD	PCT. RANK	GAMES	SCHEDULE	OF SCHEDULE	RPI	RPI	RPI	RPI
DIV. I ONLY	4- 17	315	2-8	99	265	266	266	16	16
DIV. I NON-CONF.	2- 10	313	0-1	63	312	252	252	16	16
TOTALS	RPI 1-25	RPI 26-50	W-L RECORDS	RPI 51-100	RPI 101-150	RPI 150+			
4- 17	0- 0	0- 1	OVERALL	0- 7	0- 1	4- 8			
1- 8	0- 0	0- 0	HOME	0- 2	0- 0	1- 6			
3- 7	0- 0	0- 1	AWAY	0- 3	0- 1	3- 2			
0- 2	0- 0	0- 0	NEUTRAL	0- 2	0- 0	0- 0			
2- 10	0- 0	0- 0	NON-CONFERENCE	0- 6	0- 0	2- 4			
1- 3	0- 0	0- 0	HOME	0- 1	0- 0	1- 2			
1- 5	0- 0	0- 0	AWAY	0- 3	0- 0	1- 2			
0- 2	0- 0	0- 0	NEUTRAL	0- 2	0- 0	0- 0			
2- 7	0- 0	0- 1	CONFERENCE	0- 1	0- 1	2- 4			
0- 5	0- 0	0- 0	HOME	0- 1	0- 0	0- 4			
2- 2	0- 0	0- 1	AWAY	0- 0	0- 1	2- 0			
0- 0	0- 0	0- 0	NEUTRAL	0- 0	0- 0	0- 0			

RPI 1-25				RPI 26-50				RPI 51-100				RPI 101+				Team's RPI: 266	
RPI	S	Opponent	Score	RPI	S	Opponent	Score	RPI	S	Opponent	Score	RPI	S	Opponent	Score		
				29	A	FGCU	56 82	59	A	Middle Tenn.	49 70	113	A	Liberty	60 64		
								63	H	Belmont	68 69	163	A	Tennessee Tech	58 78		
								69	A	UT Martin	67 83	171	H	North Ala.	72 84		
								77	A	Dayton	60 82	189	H	Jacksonville	64 73		
								80	N	Marist	63 74	207	H	Murray St.	57 67		
								82	H	North Florida	60 68	209	H	Northern Ky.	71 69		
								86	N	Rider	76 81	220	H	Kennesaw St.	66 74		
												227	H	Eastern Ill.	56 66		
												254	A	Stetson	65 59		
												254	H	Stetson	34 48		
												305	A	Jacksonville St.	63 65		
												330	A	NJIT	65 57		
												340	A	Tennessee St.	74 64		
LAST 10 Division I																	
254	H	Stetson	34 48	220	H	Kennesaw St.	66 74										
189	H	Jacksonville	64 73	171	H	North Ala.	72 84										
82	H	North Florida	60 68	254	A	Stetson	65 59										
330	A	NJIT	65 57	29	A	FGCU	56 82										
113	A	Liberty	60 64	163	A	Tennessee Tech	58 78										

Non-Div I Games: Queens (NC) 86 45

Lipscomb

■ Loss,
 ■ Non-Conf,
 ■ S Site,
 ■ H Home
 ■ A Away
 N Neutral

Little Rock

Through Games Of Feb. 2, 2020

Average RPI Win:	259	WON-LOST	WINNING	LAST 10	STRENGTH OF	OPP. STRENGTH	TEAM	ADJ.	CONF.	ADJ CONF.
Average RPI Loss:	96	RECORD	PCT. RANK	GAMES	SCHEDULE	OF SCHEDULE	RPI	RPI	RPI	RPI
DIV. I ONLY	9- 11	205	7-3	128	146	175	175	22	22	
DIV. I NON-CONF.	2- 9	304	0-1	42	37	226	226	21	21	
TOTALS	RPI 1-25	RPI 26-50	W-L RECORDS	RPI 51-100	RPI 101-150	RPI 150+				
9- 11	0- 3	0- 2	OVERALL	0- 1	0- 2	9- 3				
6- 4	0- 1	0- 0	HOME	0- 0	0- 1	6- 2				
3- 7	0- 2	0- 2	AWAY	0- 1	0- 1	3- 1				
0- 0	0- 0	0- 0	NEUTRAL	0- 0	0- 0	0- 0				
2- 9	0- 3	0- 2	NON-CONFERENCE	0- 1	0- 0	2- 3				
2- 3	0- 1	0- 0	HOME	0- 0	0- 0	2- 2				
0- 6	0- 2	0- 2	AWAY	0- 1	0- 0	0- 1				
0- 0	0- 0	0- 0	NEUTRAL	0- 0	0- 0	0- 0				
7- 2	0- 0	0- 0	CONFERENCE	0- 0	0- 2	7- 0				
4- 1	0- 0	0- 0	HOME	0- 0	0- 1	4- 0				
3- 1	0- 0	0- 0	AWAY	0- 0	0- 1	3- 0				
0- 0	0- 0	0- 0	NEUTRAL	0- 0	0- 0	0- 0				

RPI 1-25				RPI 26-50				RPI 51-100				RPI 101+ Team's RPI: 175			
RPI	S	Opponent	Score	RPI	S	Opponent	Score	RPI	S	Opponent	Score	RPI	S	Opponent	Score
13	A	Mississippi St.	50 89	33	A	Western Ky.	58 77	98	A	Rice	40 66	112	A	UT Arlington	58 65
18	A	Texas A&M	35 78	41	A	Arkansas	53 86					126	H	Coastal Caro.	48 68
21	H	LSU	50 65									153	A	Louisiana	59 44
												178	A	Fla. Atlantic	72 79
												179	H	Memphis	50 68
												201	H	Arkansas St.	67 58
												214	H	Central Ark.	63 48
												235	H	Louisiana Tech	38 43
												243	H	Tulsa	63 51
												276	A	Texas St.	78 66
												277	H	Appalachian St.	68 63
												292	H	Ga. Southern	58 46
												328	H	Georgia St.	66 46
												347	A	La.-Monroe	70 50
LAST 10 Division I															
153	A	Louisiana	59 44	328	H	Georgia St.	66 46								
277	H	Appalachian St.	68 63	292	H	Ga. Southern	58 46								
347	A	La.-Monroe	70 50	112	A	UT Arlington	58 65								
201	H	Arkansas St.	67 58	276	A	Texas St.	78 66								
126	H	Coastal Caro.	48 68	13	A	Mississippi St.	50 89								

Non-Div I Games:

Little Rock

Loss, Non-Conf, S Site, H Home A Away N Neutral

Average RPI Win:	261	WON-LOST	WINNING	LAST 10	STRENGTH OF	OPP. STRENGTH	TEAM	ADJ.	CONF.	ADJ CONF.
Average RPI Loss:	181	RECORD	PCT. RANK	GAMES	SCHEDULE	OF SCHEDULE	RPI	RPI	RPI	RPI
DIV. I ONLY	9- 11	205	6-4	318	169	259	259	28	28	
DIV. I NON-CONF.	4- 8	235	1-1	305	75	288	288	26	26	
TOTALS	RPI 1-25	RPI 26-50	W-L RECORDS	RPI 51-100	RPI 101-150	RPI 150+				
9- 11	0- 2	0- 0	OVERALL	0- 1	0- 1	9- 7				
5- 3	0- 1	0- 0	HOME	0- 0	0- 0	5- 2				
2- 8	0- 1	0- 0	AWAY	0- 1	0- 1	2- 5				
2- 0	0- 0	0- 0	NEUTRAL	0- 0	0- 0	2- 0				
4- 8	0- 2	0- 0	NON-CONFERENCE	0- 1	0- 1	4- 4				
1- 3	0- 1	0- 0	HOME	0- 0	0- 0	1- 2				
1- 5	0- 1	0- 0	AWAY	0- 1	0- 1	1- 2				
2- 0	0- 0	0- 0	NEUTRAL	0- 0	0- 0	2- 0				
5- 3	0- 0	0- 0	CONFERENCE	0- 0	0- 0	5- 3				
4- 0	0- 0	0- 0	HOME	0- 0	0- 0	4- 0				
1- 3	0- 0	0- 0	AWAY	0- 0	0- 0	1- 3				
0- 0	0- 0	0- 0	NEUTRAL	0- 0	0- 0	0- 0				

RPI 1-25				RPI 26-50				RPI 51-100				RPI 101+ Team's RPI: 259			
RPI	S	Opponent	Score	RPI	S	Opponent	Score	RPI	S	Opponent	Score	RPI	S	Opponent	Score
1	H	Oregon	45 81					87	A	Southern California	40 57	128	A	California	45 68
7	A	UCLA	51 86									169	A	UC Davis	55 57
												180	A	Santa Clara	54 46
												182	N	Penn St.	64 56
												192	A	Hawaii	44 68
												192	H	Hawaii	62 55
												233	A	Cal St. Fullerton	65 69
												262	H	LMU (CA)	57 70
												273	H	CSUN	60 52
												294	H	Utah St.	48 56
												297	A	UC Irvine	56 46
												298	H	UC Riverside	73 67
												300	N	UTRGV	69 65
												301	A	California Baptist	70 79
												313	A	Seattle U	54 66
												314	H	Air Force	74 68
												315	H	Cal Poly	72 69
LAST 10 Division I															
192	A	Hawaii	44 68	169	A	UC Davis	55 57								
298	H	UC Riverside	73 67	233	A	Cal St. Fullerton	65 69								
297	A	UC Irvine	56 46	315	H	Cal Poly	72 69								
192	H	Hawaii	62 55	87	A	Southern California	40 57								
273	H	CSUN	60 52	300	N	UTRGV	69 65								

Non-Div I Games: Westcliff 94 47 Bethesda (CA) 90 43

Long Beach St.

Loss, Non-Conf, S Site, H Home A Away N Neutral

Average RPI Win:	279	WON-LOST	WINNING	LAST 10	STRENGTH OF	OPP. STRENGTH	TEAM	ADJ.	CONF.	ADJ CONF.
Average RPI Loss:	187	RECORD	PCT. RANK	GAMES	SCHEDULE	OF SCHEDULE	RPI	RPI	RPI	RPI
DIV. I ONLY	9- 10	194	5-5	310	285	265	265	26	26	
DIV. I NON-CONF.	4- 5	195	0	313	182	261	261	28	28	
TOTALS	RPI 1-25	RPI 26-50	W-L RECORDS	RPI 51-100	RPI 101-150	RPI 150+				
9- 10	0- 0	0- 1	OVERALL	0- 0	0- 2	9- 7				
6- 4	0- 0	0- 0	HOME	0- 0	0- 1	6- 3				
3- 6	0- 0	0- 1	AWAY	0- 0	0- 1	3- 4				
0- 0	0- 0	0- 0	NEUTRAL	0- 0	0- 0	0- 0				
4- 5	0- 0	0- 1	NON-CONFERENCE	0- 0	0- 1	4- 3				
3- 1	0- 0	0- 0	HOME	0- 0	0- 0	3- 1				
1- 4	0- 0	0- 1	AWAY	0- 0	0- 1	1- 2				
0- 0	0- 0	0- 0	NEUTRAL	0- 0	0- 0	0- 0				
5- 5	0- 0	0- 0	CONFERENCE	0- 0	0- 1	5- 4				
3- 3	0- 0	0- 0	HOME	0- 0	0- 1	3- 2				
2- 2	0- 0	0- 0	AWAY	0- 0	0- 0	2- 2				
0- 0	0- 0	0- 0	NEUTRAL	0- 0	0- 0	0- 0				

RPI 1-25			RPI 26-50			RPI 51-100			RPI 101+ Team's RPI: 265						
RPI	S	Opponent	Score	RPI	S	Opponent	Score	RPI	S	Opponent	Score				
				46	A	James Madison	53 93					119	A	Florida	54 71
												134	H	Campbell	55 70
												156	A	Hampton	55 72
												176	A	Norfolk St.	46 49
												210	H	High Point	69 76
												224	H	Brown	86 76
												230	H	Radford	61 62
												234	H	Gardner-Webb	80 70
												238	H	UNC Asheville	73 56
												255	H	UNCW	59 58
												257	A	Winthrop	63 74
												260	H	Delaware St.	78 62
												267	A	Wofford	76 79
												274	H	East Carolina	61 64
												303	A	Presbyterian	71 60
												323	A	UMES	71 62
												338	A	USC Upstate	70 62
												339	H	Charleston So.	84 64
LAST 10 Division I															
				156	A	Hampton	55 72					338	A	USC Upstate	70 62
				238	H	UNC Asheville	73 56					339	H	Charleston So.	84 64
				257	A	Winthrop	63 74					134	H	Campbell	55 70
				210	H	High Point	69 76					303	A	Presbyterian	71 60
				230	H	Radford	61 62					234	H	Gardner-Webb	80 70

Non-Div I Games:

Longwood

■ Loss,
■ Non-Conf,
■ S Site,
■ H Home
■ A Away
N Neutral

Average RPI Win:	242	WON-LOST	WINNING	LAST 10	STRENGTH OF	OPP. STRENGTH	TEAM	ADJ.	CONF.	ADJ CONF.
Average RPI Loss:	165	RECORD	PCT. RANK	GAMES	SCHEDULE	OF SCHEDULE	RPI	RPI	RPI	RPI
DIV. I ONLY	11- 7	109	6-4	274	234	153	153	22	22	
DIV. I NON-CONF.	5- 4	140	0-1	228	236	139	139	21	21	
TOTALS	RPI 1-25	RPI 26-50	W-L RECORDS	RPI 51-100	RPI 101-150	RPI 150+				
11- 7	0- 1	0- 0	OVERALL	1- 0	0- 2	10- 4				
5- 2	0- 1	0- 0	HOME	0- 0	0- 0	5- 1				
6- 5	0- 0	0- 0	AWAY	1- 0	0- 2	5- 3				
0- 0	0- 0	0- 0	NEUTRAL	0- 0	0- 0	0- 0				
5- 4	0- 1	0- 0	NON-CONFERENCE	0- 0	0- 1	5- 2				
2- 1	0- 1	0- 0	HOME	0- 0	0- 0	2- 0				
3- 3	0- 0	0- 0	AWAY	0- 0	0- 1	3- 2				
0- 0	0- 0	0- 0	NEUTRAL	0- 0	0- 0	0- 0				
6- 3	0- 0	0- 0	CONFERENCE	1- 0	0- 1	5- 2				
3- 1	0- 0	0- 0	HOME	0- 0	0- 0	3- 1				
3- 2	0- 0	0- 0	AWAY	1- 0	0- 1	2- 1				
0- 0	0- 0	0- 0	NEUTRAL	0- 0	0- 0	0- 0				

RPI 1-25				RPI 26-50				RPI 51-100				RPI 101+ Team's RPI: 153			
RPI	S	Opponent	Score	RPI	S	Opponent	Score	RPI	S	Opponent	Score	RPI	S	Opponent	Score
13	H	Mississippi St.	48 64					64	A	Troy	79 73	112	A	UT Arlington	52 79
												143	A	Sam Houston St.	73 77
												158	A	New Orleans	65 60
												166	A	Jackson St.	54 65
												175	H	Little Rock	44 59
												201	H	Arkansas St.	83 43
												211	A	Lamar University	74 63
												222	H	Southeastern La.	60 50
												251	H	South Alabama	73 68
												256	A	North Texas	66 69
												275	A	Ole Miss	53 42
												276	A	Texas St.	73 67
												292	A	Ga. Southern	67 83
												328	A	Georgia St.	75 65
												332	H	McNeese	75 55
												347	H	La.-Monroe	68 55
LAST 10 Division I															
175	H	Little Rock	44 59	64	A	Troy	79 73								
347	H	La.-Monroe	68 55	251	H	South Alabama	73 68								
201	H	Arkansas St.	83 43	292	A	Ga. Southern	67 83								
276	A	Texas St.	73 67	328	A	Georgia St.	75 65								
112	A	UT Arlington	52 79	166	A	Jackson St.	54 65								

Non-Div I Games: Loyola (LA) 67 51 Xavier (LA) 62 49

Louisiana

Loss, Non-Conf, S Site, H Home A Away N Neutral

Team				Through Games Of Feb. 17, 1918					
Average RPI Win:	WON-LOST	WINNING	LAST 10	STRENGTH OF	OPP. STRENGTH	TEAM	ADJ.	CONF.	ADJ CONF.
Average RPI Loss:	RECORD	PCT. RANK	GAMES	SCHEDULE	OF SCHEDULE	RPI	RPI	RPI	RPI
DIV. I ONLY	8- 10	215	3-7	214	181	235	235	13	13
DIV. I NON-CONF.	6- 3	90	1-0	331	246	220	220	14	14
TOTALS	RPI 1-25	RPI 26-50	W-L RECORDS	RPI 51-100	RPI 101-150	RPI 150+			
8- 10	0- 0	0- 1	OVERALL	1- 2	0- 2	7- 5			
7- 3	0- 0	0- 0	HOME	1- 0	0- 1	6- 2			
1- 7	0- 0	0- 1	AWAY	0- 2	0- 1	1- 3			
0- 0	0- 0	0- 0	NEUTRAL	0- 0	0- 0	0- 0			
6- 3	0- 0	0- 0	NON-CONFERENCE	0- 0	0- 1	6- 2			
5- 1	0- 0	0- 0	HOME	0- 0	0- 0	5- 1			
1- 2	0- 0	0- 0	AWAY	0- 0	0- 1	1- 1			
0- 0	0- 0	0- 0	NEUTRAL	0- 0	0- 0	0- 0			
2- 7	0- 0	0- 1	CONFERENCE	1- 2	0- 1	1- 3			
2- 2	0- 0	0- 0	HOME	1- 0	0- 1	1- 1			
0- 5	0- 0	0- 1	AWAY	0- 2	0- 0	0- 2			
0- 0	0- 0	0- 0	NEUTRAL	0- 0	0- 0	0- 0			

RPI 1-25				RPI 26-50				RPI 51-100				RPI 101+				Team's RPI: 235	
RPI	S	Opponent	Score	RPI	S	Opponent	Score	RPI	S	Opponent	Score	RPI	S	Opponent	Score		
				30	A	Old Dominion	61 77	59	H	Middle Tenn.	78 60	111	H	UAB	51 71		
								66	A	Charlotte	37 55	148	A	Houston	53 67		
								98	A	Rice	47 60	167	H	Wichita St.	80 88		
												175	A	Little Rock	43 38		
												179	H	Memphis	83 74		
												194	A	Southern Miss.	60 66		
												201	H	Arkansas St.	67 54		
												222	H	Southeastern La.	92 78		
												229	H	UTEP	87 80		
												256	A	North Texas	69 74		
												275	A	Ole Miss	53 76		
												299	H	UTSA	73 82		
												332	H	McNeese	79 54		
												345	H	Grambling	70 66		
EAST 10 Division I																	
				30	A	Old Dominion	61 77	98	A	Rice	47 60						
				66	A	Charlotte	37 55	229	H	UTEP	87 80						
				111	H	UAB	51 71	299	H	UTSA	73 82						
				59	H	Middle Tenn.	78 60	194	A	Southern Miss.	60 66						
				256	A	North Texas	69 74	201	H	Arkansas St.	67 54						

Non-Div I Games:	Loyola (LA)	71	52	LSU-Alexandria	93	61
------------------	-------------	----	----	----------------	----	----

Louisiana Tech

Loss, Non-Conf, S Site, H Home A Away N Neutral

Louisville

Through Games Of Feb. 2, 2020

Team				Through Games of Feb. 17, 1918						
Average RPI Win:	98	WON-LOST	WINNING	LAST 10	STRENGTH OF	OPP. STRENGTH	TEAM	ADJ.	CONF.	ADJ CONF.
Average RPI Loss:	25	RECORD	PCT. RANK	GAMES	SCHEDULE	OF SCHEDULE	RPI	RPI	RPI	RPI
DIV. I ONLY	21- 1	2	10-0	48	1	3	3	5	5	
DIV. I NON-CONF.	11- 1	13	0	8	5	1	1	3	3	

TOTALS	RPI 1-25	RPI 26-50		W-L RECORDS		RPI 51-100	RPI 101-150	RPI 150+		
21- 1	3- 1	4- 0		OVERALL		5- 0	4- 0	5- 0		
10- 0	1- 0	3- 0		HOME		1- 0	2- 0	3- 0		
8- 1	1- 1	0- 0		AWAY		4- 0	1- 0	2- 0		
3- 0	1- 0	1- 0		NEUTRAL		0- 0	1- 0	0- 0		
11- 1	3- 1	2- 0		NON-CONFERENCE		1- 0	2- 0	3- 0		
5- 0	1- 0	1- 0		HOME		0- 0	1- 0	2- 0		
3- 1	1- 1	0- 0		AWAY		1- 0	0- 0	1- 0		
3- 0	1- 0	1- 0		NEUTRAL		0- 0	1- 0	0- 0		
10- 0	0- 0	2- 0		CONFERENCE		4- 0	2- 0	2- 0		
5- 0	0- 0	2- 0		HOME		1- 0	1- 0	1- 0		
5- 0	0- 0	0- 0		AWAY		3- 0	1- 0	1- 0		
0- 0	0- 0	0- 0		NEUTRAL		0- 0	0- 0	0- 0		

RPI	S	Opponent	Score	RPI	S	Opponent	Score	RPI	S	Opponent	Score	RPI	S	Opponent	Score
1	N	Oregon	72 62	33	H	Western Ky.	75 56	58	A	North Carolina	74 67	101	H	Boise St.	98 82
17	H	Central Mich.	76 63	42	H	Duke	60 55	60	A	Miami (FL)	87 41	105	A	Notre Dame	86 54
24	A	Kentucky	67 66	44	H	Virginia	71 56	61	A	Boston College	81 70	112	N	UT Arlington	76 67
25	A	Ohio St.	60 67	50	N	Oklahoma St.	69 48	69	A	UT Martin	71 63	118	H	Syracuse	62 58
								93	H	Wake Forest	75 61	174	A	Clemson	75 50
												207	H	Murray St.	76 40
												209	A	Northern Ky.	85 57
												219	H	Chattanooga	86 37
												271	H	Pittsburgh	83 49
LAST 10 Division I															
105	A	Notre Dame	86 54	93	H	Wake Forest	75 61								
271	H	Pittsburgh	83 49	60	A	Miami (FL)	87 41								
44	H	Virginia	71 56	42	H	Duke	60 55								
58	A	North Carolina	74 67	174	A	Clemson	75 50								
61	A	Boston College	81 70	118	H	Syracuse	62 58								

Non-Div I Games:

Louisville

■ Loss,
■ Non-Conf,
■ S Site,
■ H Home
■ A Away
N Neutral

Average RPI Win:	237	WON-LOST	WINNING	LAST 10	STRENGTH OF	OPP. STRENGTH	TEAM	ADJ.	CONF.	ADJ CONF.
Average RPI Loss:	68	RECORD	PCT. RANK	GAMES	SCHEDULE	OF SCHEDULE	RPI	RPI	RPI	RPI
DIV. I ONLY	13- 7	84	4-6	183	148	114	114	7	7	
DIV. I NON-CONF.	9- 2	38	0-1	290	300	122	122	7	7	
TOTALS	RPI 1-25	RPI 26-50	W-L RECORDS	RPI 51-100	RPI 101-150	RPI 150+				
13- 7	0- 2	0- 1	OVERALL	2- 2	0- 1	11- 1				
5- 4	0- 2	0- 0	HOME	2- 1	0- 1	3- 0				
8- 3	0- 0	0- 1	AWAY	0- 1	0- 0	8- 1				
0- 0	0- 0	0- 0	NEUTRAL	0- 0	0- 0	0- 0				
9- 2	0- 1	0- 0	NON-CONFERENCE	0- 0	0- 1	9- 0				
3- 2	0- 1	0- 0	HOME	0- 0	0- 1	3- 0				
6- 0	0- 0	0- 0	AWAY	0- 0	0- 0	6- 0				
0- 0	0- 0	0- 0	NEUTRAL	0- 0	0- 0	0- 0				
4- 5	0- 1	0- 1	CONFERENCE	2- 2	0- 0	2- 1				
2- 2	0- 1	0- 0	HOME	2- 1	0- 0	0- 0				
2- 3	0- 0	0- 1	AWAY	0- 1	0- 0	2- 1				
0- 0	0- 0	0- 0	NEUTRAL	0- 0	0- 0	0- 0				

RPI 1-25				RPI 26-50				RPI 51-100				RPI 101+ Team's RPI: 114			
RPI	S	Opponent	Score	RPI	S	Opponent	Score	RPI	S	Opponent	Score	RPI	S	Opponent	Score
10	H	Missouri St.	72 74	28	A	Drake	52 80	51	A	UNI	50 70	150	H	Western Mich.	60 70
20	H	DePaul	76 83					55	H	Bradley	47 60	155	A	Portland	78 64
								72	H	Illinois St.	69 64	160	A	Valparaiso	64 66
								79	H	Southern Ill.	51 49	170	H	Dartmouth	61 40
												226	H	Bowling Green	84 76
												227	A	Eastern Ill.	67 51
												248	A	UMKC	72 67
												280	A	Indiana St.	58 51
												293	H	Vermont	78 76
												325	A	Detroit Mercy	89 60
												326	A	Evansville	71 61
												327	A	SIUE	63 50
												348	A	Chicago St.	98 53
LAST 10 Division I															
28	A	Drake	52 80	280	A	Indiana St.	58 51								
51	A	UNI	50 70	326	A	Evansville	71 61								
160	A	Valparaiso	64 66	79	H	Southern Ill.	51 49								
72	H	Illinois St.	69 64	10	H	Missouri St.	72 74								
55	H	Bradley	47 60	150	H	Western Mich.	60 70								

Non-Div I Games:

Loyola Chicago

■ Loss,
 ■ Non-Conf, S Site,
 ■ Home
 ■ Away
 N Neutral

Average RPI Win:	238	WON-LOST	WINNING	LAST 10	STRENGTH OF	OPP. STRENGTH	TEAM	ADJ.	CONF.	ADJ CONF.
Average RPI Loss:	154	RECORD	PCT. RANK	GAMES	SCHEDULE	OF SCHEDULE	RPI	RPI	RPI	RPI
DIV. I ONLY	6- 15	285	3-7	177	178	269	269	15	15	
DIV. I NON-CONF.	3- 8	268	0	223	198	266	266	15	15	
TOTALS	RPI 1-25	RPI 26-50	W-L RECORDS	RPI 51-100	RPI 101-150	RPI 150+				
6- 15	0- 2	0- 0	OVERALL	1- 1	0- 3	5- 9				
4- 5	0- 0	0- 0	HOME	1- 1	0- 2	3- 2				
2- 9	0- 2	0- 0	AWAY	0- 0	0- 1	2- 6				
0- 1	0- 0	0- 0	NEUTRAL	0- 0	0- 0	0- 1				
3- 8	0- 2	0- 0	NON-CONFERENCE	0- 0	0- 1	3- 5				
2- 1	0- 0	0- 0	HOME	0- 0	0- 0	2- 1				
1- 6	0- 2	0- 0	AWAY	0- 0	0- 1	1- 3				
0- 1	0- 0	0- 0	NEUTRAL	0- 0	0- 0	0- 1				
3- 7	0- 0	0- 0	CONFERENCE	1- 1	0- 2	2- 4				
2- 4	0- 0	0- 0	HOME	1- 1	0- 2	1- 1				
1- 3	0- 0	0- 0	AWAY	0- 0	0- 0	1- 3				
0- 0	0- 0	0- 0	NEUTRAL	0- 0	0- 0	0- 0				

RPI 1-25				RPI 26-50				RPI 51-100				RPI 101+ Team's RPI: 269			
RPI	S	Opponent	Score	RPI	S	Opponent	Score	RPI	S	Opponent	Score	RPI	S	Opponent	Score
9	A	Maryland	45 105					74	H	Bucknell	60 50	105	A	Notre Dame	60 84
15	A	Northwestern	46 67					83	H	Colgate	74 76	122	H	Holy Cross	56 64
												141	H	Lehigh	53 55
												159	A	Lafayette	52 55
												162	A	Boston U.	42 44
												162	H	Boston U.	39 41
												170	H	Dartmouth	72 56
												178	A	Fla. Atlantic	61 72
												188	A	American	44 63
												197	N	Wright St.	51 66
												225	A	Mt. St. Mary's	75 81
												263	H	Howard	69 75
												279	H	Monmouth	64 48
												286	H	Army West Point	68 59
												290	A	Navy	50 44
												307	A	St. Francis Brooklyn	78 89
												331	A	Fairleigh Dickinson	75 46
LAST 10 Division I															
290	A	Navy	50 44	162	A	Boston U.	42 44								
162	H	Boston U.	39 41	159	A	Lafayette	52 55								
74	H	Bucknell	60 50	83	H	Colgate	74 76								
188	A	American	44 63	141	H	Lehigh	53 55								
286	H	Army West Point	68 59	122	H	Holy Cross	56 64								

Non-Div I Games:

Loyola Maryland

■ Loss,
 ■ Non-Conf,
 ■ S Site,
 ■ H Home
 ■ A Away
 N Neutral

Maine

Through Games Of Feb. 2, 2020

Average RPI Win: 276	WON-LOST	WINNING	LAST 10	STRENGTH OF	OPP. STRENGTH	TEAM	ADJ.	CONF.	ADJ CONF.
Average RPI Loss: 128	RECORD	PCT. RANK	GAMES	SCHEDULE	OF SCHEDULE	RPI	RPI	RPI	RPI
DIV. I ONLY	8- 14	249	5-5	182	198	244	244	27	27
DIV. I NON-CONF.	3- 10	282	0-1	80	64	233	233	27	27
TOTALS	RPI 1-25	RPI 26-50	W-L RECORDS	RPI 51-100	RPI 101-150	RPI 150+			
8- 14	0- 1	0- 2	OVERALL	0- 3	1- 2	7- 6			
5- 4	0- 0	0- 0	HOME	0- 0	1- 2	4- 2			
3- 7	0- 1	0- 0	AWAY	0- 2	0- 0	3- 4			
0- 3	0- 0	0- 2	NEUTRAL	0- 1	0- 0	0- 0			
3- 10	0- 1	0- 2	NON-CONFERENCE	0- 2	1- 2	2- 3			
2- 3	0- 0	0- 0	HOME	0- 0	1- 2	1- 1			
1- 4	0- 1	0- 0	AWAY	0- 1	0- 0	1- 2			
0- 3	0- 0	0- 2	NEUTRAL	0- 1	0- 0	0- 0			
5- 4	0- 0	0- 0	CONFERENCE	0- 1	0- 0	5- 3			
3- 1	0- 0	0- 0	HOME	0- 0	0- 0	3- 1			
2- 3	0- 0	0- 0	AWAY	0- 1	0- 0	2- 2			
0- 0	0- 0	0- 0	NEUTRAL	0- 0	0- 0	0- 0			














































RPI 1-25				RPI 26-50				RPI 51-100				RPI 101+ Team's RPI: 244			
RPI	S	Opponent	Score	RPI	S	Opponent	Score	RPI	S	Opponent	Score	RPI	S	Opponent	Score
16	A	NC State	34 62	28	N	Drake	62 94	57	A	Drexel	57 70	124	H	Harvard	40 69
				32	N	Arizona St.	31 57	77	N	Dayton	49 78	130	H	Northeastern	58 66
								84	A	Stony Brook	69 73	135	H	Green Bay	61 60
												162	H	Boston U.	49 62
												170	A	Dartmouth	41 57
												187	A	Binghamton	63 73
												203	A	UMass Lowell	57 66
												212	A	Delaware	69 56
												224	A	Brown	70 76
												272	H	New Hampshire	67 50
												290	H	Navy	46 41
												293	A	Vermont	65 47
												302	H	UMBC	54 74
												311	H	Albany (NY)	60 49
												346	A	Hartford	69 52
												346	H	Hartford	87 73
LAST 10 Division I															
346	A	Hartford	69 52	311	H	Albany (NY)	60 49								
302	H	UMBC	54 74	272	H	New Hampshire	67 50								
293	A	Vermont	65 47	84	A	Stony Brook	69 73								
187	A	Binghamton	63 73	346	H	Hartford	87 73								
203	A	UMass Lowell	57 66	57	A	Drexel	57 70								

Non-Div I Games: Husson 104 43

Maine


■ Loss,
 ■ Non-Conf,
 ■ S Site,
 ■ Home
 ■ A Away
 N Neutral

Average RPI Win: 288	WON-LOST	WINNING	LAST 10	STRENGTH OF	OPP. STRENGTH	TEAM	ADJ.	CONF.	ADJ CONF.
Average RPI Loss: 130	RECORD	PCT. RANK	GAMES	SCHEDULE	OF SCHEDULE	RPI	RPI	RPI	RPI
DIV. I ONLY	9- 11	205	6-4	210	304	218	218	24	24
DIV. I NON-CONF.	3- 6	235	0	82	249	199	199	25	25
TOTALS	RPI 1-25	RPI 26-50	W-L RECORDS	RPI 51-100	RPI 101-150	RPI 150+			
9- 11	0- 0	0- 0	OVERALL	0- 6	0- 1	9- 4			
6- 3	0- 0	0- 0	HOME	0- 2	0- 1	6- 0			
3- 8	0- 0	0- 0	AWAY	0- 4	0- 0	3- 4			
0- 0	0- 0	0- 0	NEUTRAL	0- 0	0- 0	0- 0			
3- 6	0- 0	0- 0	NON-CONFERENCE	0- 4	0- 1	3- 1			
2- 2	0- 0	0- 0	HOME	0- 1	0- 1	2- 0			
1- 4	0- 0	0- 0	AWAY	0- 3	0- 0	1- 1			
0- 0	0- 0	0- 0	NEUTRAL	0- 0	0- 0	0- 0			
6- 5	0- 0	0- 0	CONFERENCE	0- 2	0- 0	6- 3			
4- 1	0- 0	0- 0	HOME	0- 1	0- 0	4- 0			
2- 4	0- 0	0- 0	AWAY	0- 1	0- 0	2- 3			
0- 0	0- 0	0- 0	NEUTRAL	0- 0	0- 0	0- 0			

RPI 1-25			RPI 26-50			RPI 51-100			RPI 101+			Team's RPI: 218
RPI	S	Opponent	Score	RPI	S	Opponent	Score	RPI	S	Opponent	Score	
						73  Nebraska	51  71	116  Fordham	45  51			
						80  Marist	66  71	159  Lafayette	53  60			
						84  Stony Brook	54  59	165  Quinnipiac	58  70			
						86  Rider	53  76	170  Dartmouth	70 58			
						89  Villanova	51  63	205  Fairfield	47  87			
						99  Duquesne	65  76	236  Iona	54 32			
								249  Niagara	68 65			
								279  Monmouth	60  62			
								286  Army West Point	86 56			
								306  Siena	80 50			
								331  Fairleigh Dickinson	62 61			
								336  Saint Peter's	85 52			
								336  Saint Peter's	68 64			
								341  Canisius	68 50			
LAST 10 Division I												
						336  Saint Peter's	68 64	306  Siena	80 50			
						86  Rider	53  76	165  Quinnipiac	58  70			
						236  Iona	54 32	336  Saint Peter's	85 52			
						205  Fairfield	47  87	249  Niagara	68 65			
						80  Marist	66  71	341  Canisius	68 50			

Non-Div I Games:

Manhattan

 Loss,
  Non-Conf,
  S Site,
  H Home
  A Away
 N Neutral

Average RPI Win: 223	WON-LOST	WINNING	LAST 10	STRENGTH OF	OPP. STRENGTH	TEAM	ADJ.	CONF.	ADJ CONF.
Average RPI Loss: 82	RECORD	PCT. RANK	GAMES	SCHEDULE	OF SCHEDULE	RPI	RPI	RPI	RPI
DIV. I ONLY	15- 4	35	8-2	196	196	80	80	24	24
DIV. I NON-CONF.	7- 2	54	0	77	54	39	39	25	25
TOTALS	RPI 1-25	RPI 26-50	W-L RECORDS	RPI 51-100	RPI 101-150	RPI 150+			
15- 4	0- 2	0- 0	OVERALL	1- 1	2- 0	12- 1			
7- 2	0- 1	0- 0	HOME	0- 1	1- 0	6- 0			
6- 2	0- 1	0- 0	AWAY	0- 0	1- 0	5- 1			
2- 0	0- 0	0- 0	NEUTRAL	1- 0	0- 0	1- 0			
7- 2	0- 2	0- 0	NON-CONFERENCE	1- 0	2- 0	4- 0			
3- 1	0- 1	0- 0	HOME	0- 0	1- 0	2- 0			
2- 1	0- 1	0- 0	AWAY	0- 0	1- 0	1- 0			
2- 0	0- 0	0- 0	NEUTRAL	1- 0	0- 0	1- 0			
8- 2	0- 0	0- 0	CONFERENCE	0- 1	0- 0	8- 1			
4- 1	0- 0	0- 0	HOME	0- 1	0- 0	4- 0			
4- 1	0- 0	0- 0	AWAY	0- 0	0- 0	4- 1			
0- 0	0- 0	0- 0	NEUTRAL	0- 0	0- 0	0- 0			

RPI 1-25				RPI 26-50				RPI 51-100 Team's RPI: 80				RPI 101+			
RPI	S	Opponent	Score	RPI	S	Opponent	Score	RPI	S	Opponent	Score	RPI	S	Opponent	Score
17	A	Central Mich.	54 77					82	N	North Florida	69 54	112	A	UT Arlington	73 57
19	H	Princeton	50 62					86	H	Rider	72 76	135	H	Green Bay	72 60
												154	H	Elon	63 55
												162	A	Boston U.	89 75
												165	H	Quinnipiac	73 60
												205	A	Fairfield	48 52
												218	A	Manhattan	71 66
												249	A	Niagara	94 67
												249	H	Niagara	82 57
												266	N	Lipscomb	74 63
												279	A	Monmouth	74 53
												279	H	Monmouth	76 66
												311	H	Albany (NY)	76 52
												336	H	Saint Peter's	96 76
												341	A	Canisius	90 59
LAST 10 Division I															
249	H	Niagara	82 57	86	H	Rider	72 76	249	A	Niagara	94 67				
205	A	Fairfield	48 52	341	A	Canisius	90 59	336	H	Saint Peter's	96 76				
279	A	Monmouth	74 53	279	H	Monmouth	76 66								
165	H	Quinnipiac	73 60												
218	A	Manhattan	71 66												

Non-Div I Games:

Marist

■ Loss,
■ Non-Conf,
■ S Site,
■ H Home
■ A Away
N Neutral

Average RPI Win:	148	WON-LOST	WINNING	LAST 10	STRENGTH OF	OPP. STRENGTH	TEAM	ADJ.	CONF.	ADJ CONF.
Average RPI Loss:	35	RECORD	PCT. RANK	GAMES	SCHEDULE	OF SCHEDULE	RPI	RPI	RPI	RPI
DIV. I ONLY	17- 5	37	8-2	72	46	36	36	6	6	
DIV. I NON-CONF.	9- 2	38	0	74	60	40	40	6	6	
TOTALS	RPI 1-25	RPI 26-50	W-L RECORDS	RPI 51-100	RPI 101-150	RPI 150+				
17- 5	0- 3	2- 1	OVERALL	5- 1	3- 0	7- 0				
10- 2	0- 2	2- 0	HOME	4- 0	1- 0	3- 0				
6- 3	0- 1	0- 1	AWAY	1- 1	2- 0	3- 0				
1- 0	0- 0	0- 0	NEUTRAL	0- 0	0- 0	1- 0				
9- 2	0- 2	0- 0	NON-CONFERENCE	3- 0	1- 0	5- 0				
4- 2	0- 2	0- 0	HOME	2- 0	0- 0	2- 0				
4- 0	0- 0	0- 0	AWAY	1- 0	1- 0	2- 0				
1- 0	0- 0	0- 0	NEUTRAL	0- 0	0- 0	1- 0				
8- 3	0- 1	2- 1	CONFERENCE	2- 1	2- 0	2- 0				
6- 0	0- 0	2- 0	HOME	2- 0	1- 0	1- 0				
2- 3	0- 1	0- 1	AWAY	0- 1	1- 0	1- 0				
0- 0	0- 0	0- 0	NEUTRAL	0- 0	0- 0	0- 0				

RPI 1-25				RPI 26-50				Team's RPI: 36				RPI 51-100				RPI 101+			
RPI	S	Opponent	Score	RPI	S	Opponent	Score	RPI	S	Opponent	Score	RPI	S	Opponent	Score	RPI	S	Opponent	Score
13	H	Mississippi St.	68 74	31	A	Creighton	62 72	63	H	Belmont	53 51	131	A	Providence	60 50				
15	H	Northwestern	56 64	31	H	Creighton	52 50	68	A	South Dakota St.	65 58	131	H	Providence	85 55				
20	A	DePaul	71 89	49	H	St. John's (NY)	94 85	72	H	Illinois St.	58 41	135	A	Green Bay	60 47				
								75	H	Seton Hall	81 60	172	A	Saint Mary's (CA)	77 63				
								89	H	Villanova	57 52	232	H	Morgan St.	70 48				
								94	A	Butler	55 61	239	H	Georgetown	73 51				
												240	A	Milwaukee	78 56				
												241	A	Xavier	80 60				
												243	N	Tulsa	61 60				
												307	H	St. Francis Brooklyn	92 71				
LAST 10 Division I																			
				31	H	Creighton	52 50	94	A	Butler	55 61								
				131	H	Providence	85 55	75	H	Seton Hall	81 60								
				89	H	Villanova	57 52	49	H	St. John's (NY)	94 85								
				239	H	Georgetown	73 51	131	A	Providence	60 50								
				241	A	Xavier	80 60	31	A	Creighton	62 72								

Non-Div I Games:

Marquette

Marshall

Through Games Of Feb. 2, 2020

Average RPI Win: 224	WON-LOST	WINNING	LAST 10	STRENGTH OF	OPP. STRENGTH	TEAM	ADJ.	CONF.	ADJ CONF.
Average RPI Loss: 138	RECORD	PCT. RANK	GAMES	SCHEDULE	OF SCHEDULE	RPI	RPI	RPI	RPI
DIV. I ONLY	6- 12	262	3-7	197	135	258	258	13	13
DIV. I NON-CONF.	3- 6	235	0-1	337	212	317	317	14	14
TOTALS	RPI 1-25	RPI 26-50	W-L RECORDS	RPI 51-100	RPI 101-150	RPI 150+			
6- 12	0- 0	0- 3	OVERALL	0- 4	1- 0	5- 5			
4- 5	0- 0	0- 1	HOME	0- 1	1- 0	3- 3			
2- 7	0- 0	0- 2	AWAY	0- 3	0- 0	2- 2			
0- 0	0- 0	0- 0	NEUTRAL	0- 0	0- 0	0- 0			
3- 6	0- 0	0- 1	NON-CONFERENCE	0- 1	0- 0	3- 4			
2- 2	0- 0	0- 0	HOME	0- 0	0- 0	2- 2			
1- 4	0- 0	0- 1	AWAY	0- 1	0- 0	1- 2			
0- 0	0- 0	0- 0	NEUTRAL	0- 0	0- 0	0- 0			
3- 6	0- 0	0- 2	CONFERENCE	0- 3	1- 0	2- 1			
2- 3	0- 0	0- 1	HOME	0- 1	1- 0	1- 1			
1- 3	0- 0	0- 1	AWAY	0- 2	0- 0	1- 0			
0- 0	0- 0	0- 0	NEUTRAL	0- 0	0- 0	0- 0			

RPI 1-25				RPI 26-50				RPI 51-100				RPI 101+				Team's RPI: 258	
RPI	S	Opponent	Score	RPI	S	Opponent	Score	RPI	S	Opponent	Score	RPI	S	Opponent	Score		
				30	A	Old Dominion	46 57	59	H	Middle Tenn.	55 75	111	H	UAB	61 56		
				33	H	Western Ky.	65 74	66	A	Charlotte	46 52	176	H	Norfolk St.	75 69		
				45	A	Rutgers	41 66	67	A	Ohio	51 67	178	H	Fla. Atlantic	85 75		
								98	A	Rice	43 81	193	A	Towson	56 59		
												226	H	Bowling Green	69 82		
												232	H	Morgan St.	52 57		
												256	A	North Texas	68 59		
												280	A	Indiana St.	72 60		
												283	H	FIU	65 68		
												326	A	Evansville	62 66		
												343	H	Coppin St.	60 47		
LAST 10 Division I																	
				178	H	Fla. Atlantic	85 75	111	H	UAB	61 56						
				283	H	FIU	65 68	59	H	Middle Tenn.	55 75						
				33	H	Western Ky.	65 74	256	A	North Texas	68 59						
				30	A	Old Dominion	46 57	98	A	Rice	43 81						
				66	A	Charlotte	46 52	193	A	Towson	56 59						

Non-Div I Games: Alderson Broadus 85 41 Ky. Christian 89 40

Marshall

■ Loss,
 ■ Non-Conf, S Site,
 ■ Home
 ■ Away
 N Neutral

Average RPI Win:	121	WON-LOST	WINNING	LAST 10	STRENGTH OF	OPP. STRENGTH	TEAM	ADJ.	CONF.	ADJ CONF.
Average RPI Loss:	11	RECORD	PCT. RANK	GAMES	SCHEDULE	OF SCHEDULE	RPI	RPI	RPI	RPI
DIV. I ONLY	17- 4	29	8-2	11	10	9	9	2	2	
DIV. I NON-CONF.	9- 2	38	0	98	67	42	42	2	2	
TOTALS	RPI 1-25	RPI 26-50	W-L RECORDS	RPI 51-100	RPI 101-150	RPI 150+				
17- 4	4- 4	3- 0	OVERALL	2- 0	1- 0	7- 0				
10- 1	3- 1	1- 0	HOME	1- 0	1- 0	4- 0				
5- 3	1- 3	2- 0	AWAY	0- 0	0- 0	2- 0				
2- 0	0- 0	0- 0	NEUTRAL	1- 0	0- 0	1- 0				
9- 2	0- 2	1- 0	NON-CONFERENCE	1- 0	1- 0	6- 0				
5- 1	0- 1	0- 0	HOME	0- 0	1- 0	4- 0				
2- 1	0- 1	1- 0	AWAY	0- 0	0- 0	1- 0				
2- 0	0- 0	0- 0	NEUTRAL	1- 0	0- 0	1- 0				
8- 2	4- 2	2- 0	CONFERENCE	1- 0	0- 0	1- 0				
5- 0	3- 0	1- 0	HOME	1- 0	0- 0	0- 0				
3- 2	1- 2	1- 0	AWAY	0- 0	0- 0	1- 0				
0- 0	0- 0	0- 0	NEUTRAL	0- 0	0- 0	0- 0				

RPI S	Opponent	Score	RPI S	Opponent	Score	RPI S	Opponent	Score	RPI S	Opponent	Score
2	H South Carolina	54 63	40	A Michigan	77 49	63	N Belmont	90 26	146	H George Washington	88 54
12	A Iowa	61 66	40	H Michigan	70 55	73	H Nebraska	87 69	161	A Illinois	79 60
14	H Indiana	76 62	46	A James Madison	70 68				165	H Quinnipiac	107 52
15	A Northwestern	58 81							174	N Clemson	63 44
15	H Northwestern	70 61							212	H Delaware	99 55
16	A NC State	59 66							268	H Wagner	119 56
25	A Ohio St.	85 65							269	H Loyola Maryland	105 45
25	H Ohio St.	72 62							328	A Georgia St.	114 41
LAST 10 Division I											
25	A Ohio St.	85 65	40	A Michigan	77 49						
15	H Northwestern	70 61	12	A Iowa	61 66						
161	A Illinois	79 60	25	H Ohio St.	72 62						
14	H Indiana	76 62	15	A Northwestern	58 81						
73	H Nebraska	87 69	40	H Michigan	70 55						

Non-Div I Games:

Maryland

Average RPI Win: 213		WON-LOST	WINNING	LAST 10	STRENGTH OF	OPP. STRENGTH	TEAM	ADJ.	CONF.	ADJ CONF.
Average RPI Loss: 136		RECORD	PCT. RANK	GAMES	SCHEDULE	OF SCHEDULE	RPI	RPI	RPI	RPI
DIV. I ONLY		15- 6	53	7-3	263	153	129	129	12	12
DIV. I NON-CONF.		9- 3	63	1-0	294	253	153	153	12	12
TOTALS		RPI 1-25	RPI 26-50	W-L RECORDS	RPI 51-100	RPI 101-150	RPI 150+			
15- 6	0- 0		0- 1	OVERALL	2- 0	2- 3	11- 2			
8- 3	0- 0		0- 0	HOME	0- 0	2- 2	6- 1			
7- 3	0- 0		0- 1	AWAY	2- 0	0- 1	5- 1			
0- 0	0- 0		0- 0	NEUTRAL	0- 0	0- 0	0- 0			
9- 3	0- 0		0- 1	NON-CONFERENCE	0- 0	1- 1	8- 1			
5- 2	0- 0		0- 0	HOME	0- 0	1- 1	4- 1			
4- 1	0- 0		0- 1	AWAY	0- 0	0- 0	4- 0			
0- 0	0- 0		0- 0	NEUTRAL	0- 0	0- 0	0- 0			
6- 3	0- 0		0- 0	CONFERENCE	2- 0	1- 2	3- 1			
3- 1	0- 0		0- 0	HOME	0- 0	1- 1	2- 0			
3- 2	0- 0		0- 0	AWAY	2- 0	0- 1	1- 1			
0- 0	0- 0		0- 0	NEUTRAL	0- 0	0- 0	0- 0			

RPI 1-25				RPI 26-50				RPI 51-100				RPI 101+ Team's RPI: 129			
RPI	S	Opponent	Score	RPI	S	Opponent	Score	RPI	S	Opponent	Score	RPI	S	Opponent	Score
				49	A	St. John's (NY)	71 82	96	A	Davidson	70 62	108	H	VCU	46 61
								99	A	Duquesne	81 77	122	H	Holy Cross	75 72
												131	H	Providence	63 72
												132	H	Richmond	64 50
												146	A	George Washington	47 50
												162	A	Boston U.	58 45
												177	A	Rhode Island	66 69
												202	H	La Salle	76 62
												203	A	UMass Lowell	74 58
												206	H	Merrimack	64 79
												208	H	Saint Joseph's	61 43
												224	H	Brown	95 42
												236	A	Iona	65 51
												272	H	New Hampshire	67 65
												291	A	St. Bonaventure	62 52
												293	A	Vermont	83 49
												306	H	Siena	61 55
												346	H	Hartford	74 48
LAST 10 Division I															
				96	A	Davidson	70 62	202	H	La Salle	76 62				
				132	H	Richmond	64 50	208	H	Saint Joseph's	61 43				
				146	A	George Washington	47 50	291	A	St. Bonaventure	62 52				
				108	H	VCU	46 61	99	A	Duquesne	81 77				
				177	A	Rhode Island	66 69	236	A	Iona	65 51				

Non-Div I Games: Southern Conn. St. 86 43

Massachusetts

Loss, Non-Conf, S Site, H Home A Away N Neutral

Average RPI Win: 333	WON-LOST	WINNING	LAST 10	STRENGTH OF	OPP. STRENGTH	TEAM	ADJ.	CONF.	ADJ CONF.
Average RPI Loss: 175	RECORD	PCT. RANK	GAMES	SCHEDULE	OF SCHEDULE	RPI	RPI	RPI	RPI
DIV. I ONLY	3- 15	324	2-8	253	308	332	332	23	23
DIV. I NON-CONF.	1- 6	318	0	121	301	306	306	20	20
TOTALS	RPI 1-25	RPI 26-50	W-L RECORDS	RPI 51-100	RPI 101-150	RPI 150+			
3- 15	0- 0	0- 1	OVERALL	0- 1	0- 4	3- 9			
3- 5	0- 0	0- 0	HOME	0- 1	0- 1	3- 3			
0- 10	0- 0	0- 1	AWAY	0- 0	0- 3	0- 6			
0- 0	0- 0	0- 0	NEUTRAL	0- 0	0- 0	0- 0			
1- 6	0- 0	0- 1	NON-CONFERENCE	0- 1	0- 1	1- 3			
1- 1	0- 0	0- 0	HOME	0- 1	0- 0	1- 0			
0- 5	0- 0	0- 1	AWAY	0- 0	0- 1	0- 3			
0- 0	0- 0	0- 0	NEUTRAL	0- 0	0- 0	0- 0			
2- 9	0- 0	0- 0	CONFERENCE	0- 0	0- 3	2- 6			
2- 4	0- 0	0- 0	HOME	0- 0	0- 1	2- 3			
0- 5	0- 0	0- 0	AWAY	0- 0	0- 2	0- 3			
0- 0	0- 0	0- 0	NEUTRAL	0- 0	0- 0	0- 0			

RPI S	Opponent	Score	RPI S	Opponent	Score	RPI S	Opponent	Score	RPI S	Opponent	Score	Team's RPI: 332
41	A Arkansas	58 101	98	H Rice	50 81	111	A UAB	70 97				
						115	A SFA	51 82				
						121	H Abilene Christian	73 90				
						143	A Sam Houston St.	59 92				
						153	A Louisiana	55 75				
						158	A New Orleans	59 78				
						211	H Lamar University	69 87				
						214	H Central Ark.	57 70				
						215	A SMU	60 81				
						222	H Southeastern La.	67 74				
						235	A Louisiana Tech	54 79				
						285	A Nicholls St.	63 79				
						304	A Incarnate Word	56 73				
						310	H Houston Baptist	88 72				
						342	H Northwestern St.	61 51				
						347	H La.-Monroe	72 69				
LAST 10 Division I												
211	H Lamar University	69 87	304	A Incarnate Word	56 73							
285	A Nicholls St.	63 79	342	H Northwestern St.	61 51							
310	H Houston Baptist	88 72	121	H Abilene Christian	73 90							
222	H Southeastern La.	67 74	214	H Central Ark.	57 70							
158	A New Orleans	59 78	143	A Sam Houston St.	59 92							

Non-Div I Games: Centenary (LA) 116 37 LSU-Shreveport 81 77

McNeese

Loss, Non-Conf, S Site, H Home A Away N Neutral

Average RPI Win:	208	WON-LOST	WINNING	LAST 10	STRENGTH OF	OPP. STRENGTH	TEAM	ADJ.	CONF.	ADJ CONF.
Average RPI Loss:	140	RECORD	PCT. RANK	GAMES	SCHEDULE	OF SCHEDULE	RPI	RPI	RPI	RPI
DIV. I ONLY	11- 10	170	4-6	190	135	179	179	9	9	
DIV. I NON-CONF.	9- 4	84	2-0	234	261	134	134	9	9	
TOTALS	RPI 1-25	RPI 26-50	W-L RECORDS	RPI 51-100	RPI 101-150	RPI 150+				
11- 10	0- 2	0- 0	OVERALL	1- 2	2- 3	8- 3				
7- 4	0- 1	0- 0	HOME	0- 1	1- 1	6- 1				
3- 5	0- 0	0- 0	AWAY	1- 1	0- 2	2- 2				
1- 1	0- 1	0- 0	NEUTRAL	0- 0	1- 0	0- 0				
9- 4	0- 1	0- 0	NON-CONFERENCE	1- 0	2- 1	6- 2				
5- 2	0- 0	0- 0	HOME	0- 0	1- 1	4- 1				
3- 1	0- 0	0- 0	AWAY	1- 0	0- 0	2- 1				
1- 1	0- 1	0- 0	NEUTRAL	0- 0	1- 0	0- 0				
2- 6	0- 1	0- 0	CONFERENCE	0- 2	0- 2	2- 1				
2- 2	0- 1	0- 0	HOME	0- 1	0- 0	2- 0				
0- 4	0- 0	0- 0	AWAY	0- 1	0- 2	0- 1				
0- 0	0- 0	0- 0	NEUTRAL	0- 0	0- 0	0- 0				

RPI 1-25				RPI 26-50				RPI 51-100				RPI 101+ Team's RPI: 179			
RPI	S	Opponent	Score	RPI	S	Opponent	Score	RPI	S	Opponent	Score	RPI	S	Opponent	Score
8	H	UConn	56 68					62	A	UCF	66 82	111	H	UAB	77 52
21	N	LSU	58 89					79	A	Southern Ill.	70 66	139	N	Kansas St.	72 68
								90	H	Cincinnati	66 73	142	A	Tulane	55 59
												146	H	George Washington	63 64
												148	A	Houston	65 75
												164	A	Toledo	83 76
												175	A	Little Rock	68 50
												201	H	Arkansas St.	78 50
												215	H	SMU	57 52
												235	A	Louisiana Tech	74 83
												243	H	Tulsa	63 44
												274	A	East Carolina	65 71
												278	H	Eastern Ky.	60 63
												284	H	Alabama A&M	79 71
												321	H	Alcorn	57 51
												351	H	Mississippi Val.	91 54
LAST 10 Division I															
243	H	Tulsa	63 44	142	A	Tulane	55 59								
274	A	East Carolina	65 71	90	H	Cincinnati	66 73								
62	A	UCF	66 82	148	A	Houston	65 75								
215	H	SMU	57 52	284	H	Alabama A&M	79 71								
8	H	UConn	56 68	351	H	Mississippi Val.	91 54								

Non-Div I Games:

Memphis

■ Loss,
■ Non-Conf,
■ S Site,
■ H Home
■ A Away
N Neutral

Average RPI Win: 287	WON-LOST	WINNING	LAST 10	STRENGTH OF	OPP. STRENGTH	TEAM	ADJ.	CONF.	ADJ CONF.
Average RPI Loss: 180	RECORD	PCT. RANK	GAMES	SCHEDULE	OF SCHEDULE	RPI	RPI	RPI	RPI
DIV. I ONLY	3- 18	332	1-9	277	194	329	329	25	25
DIV. I NON-CONF.	2- 12	318	0-3	232	205	315	315	22	22
TOTALS	RPI 1-25	RPI 26-50	W-L RECORDS	RPI 51-100	RPI 101-150	RPI 150+			
3- 18	0- 0	0- 2	OVERALL	0- 2	0- 2	3- 12			
2- 6	0- 0	0- 1	HOME	0- 0	0- 0	2- 5			
1- 12	0- 0	0- 1	AWAY	0- 2	0- 2	1- 7			
0- 0	0- 0	0- 0	NEUTRAL	0- 0	0- 0	0- 0			
2- 12	0- 0	0- 2	NON-CONFERENCE	0- 2	0- 1	2- 7			
1- 5	0- 0	0- 1	HOME	0- 0	0- 0	1- 4			
1- 7	0- 0	0- 1	AWAY	0- 2	0- 1	1- 3			
0- 0	0- 0	0- 0	NEUTRAL	0- 0	0- 0	0- 0			
1- 6	0- 0	0- 0	CONFERENCE	0- 0	0- 1	1- 5			
1- 1	0- 0	0- 0	HOME	0- 0	0- 0	1- 1			
0- 5	0- 0	0- 0	AWAY	0- 0	0- 1	0- 4			
0- 0	0- 0	0- 0	NEUTRAL	0- 0	0- 0	0- 0			

RPI S	Opponent	Score	RPI S	Opponent	Score	RPI S	Opponent	Score	RPI S	Opponent	Score	Team's RPI: 329
33	H Western Ky.	62 75	71	A Alabama	56 111	119	A Florida	50 71				
35	A Yale	60 68	78	A Georgia	60 76	145	A Samford	64 72				
						152	A UNC Greensboro	51 67				
						173	A Columbia	48 77				
						174	H Clemson	61 65				
						189	H Jacksonville	83 87				
						190	A Furman	49 62				
						219	H Chattanooga	55 48				
						220	A Kennesaw St.	64 92				
						234	H Gardner-Webb	62 65				
						261	H ETSU	66 72				
						267	A Wofford	49 77				
						277	A Appalachian St.	68 77				
						278	H Eastern Ky.	60 61				
						292	H Ga. Southern	62 52				
						337	A Western Caro.	40 51				
						350	A South Carolina St.	66 55				
LAST 10 Division I												
337	A Western Caro.	40 51	267	A Wofford	49 77							
152	A UNC Greensboro	51 67	190	A Furman	49 62							
219	H Chattanooga	55 48	173	A Columbia	48 77							
261	H ETSU	66 72	35	A Yale	60 68							
145	A Samford	64 72	189	H Jacksonville	83 87							

Non-Div I Games: LaGrange 74 47

Mercer

Average RPI Win:	259	WON-LOST	WINNING	LAST 10	STRENGTH OF	OPP. STRENGTH	TEAM	ADJ.	CONF.	ADJ CONF.
Average RPI Loss:	188	RECORD	PCT. RANK	GAMES	SCHEDULE	OF SCHEDULE	RPI	RPI	RPI	RPI
DIV. I ONLY	10- 8	137	6-4	258	338	206	206	30	30	
DIV. I NON-CONF.	5- 4	140	1-0	165	279	135	135	29	29	
TOTALS	RPI 1-25	RPI 26-50	W-L RECORDS	RPI 51-100	RPI 101-150	RPI 150+				
10- 8	0- 0	0- 0	OVERALL	0- 0	1- 4	9- 4				
6- 3	0- 0	0- 0	HOME	0- 0	0- 2	6- 1				
4- 5	0- 0	0- 0	AWAY	0- 0	1- 2	3- 3				
0- 0	0- 0	0- 0	NEUTRAL	0- 0	0- 0	0- 0				
5- 4	0- 0	0- 0	NON-CONFERENCE	0- 0	1- 2	4- 2				
3- 1	0- 0	0- 0	HOME	0- 0	0- 1	3- 0				
2- 3	0- 0	0- 0	AWAY	0- 0	1- 1	1- 2				
0- 0	0- 0	0- 0	NEUTRAL	0- 0	0- 0	0- 0				
5- 4	0- 0	0- 0	CONFERENCE	0- 0	0- 2	5- 2				
3- 2	0- 0	0- 0	HOME	0- 0	0- 1	3- 1				
2- 2	0- 0	0- 0	AWAY	0- 0	0- 1	2- 1				
0- 0	0- 0	0- 0	NEUTRAL	0- 0	0- 0	0- 0				

RPI 1-25			RPI 26-50			RPI 51-100			RPI 101+			Team's RPI: 206
RPI	S	Opponent	Score	RPI	S	Opponent	Score	RPI	S	Opponent	Score	
								122	A	Holy Cross	42	68
								129	A	Massachusetts	79	64
								141	H	Lehigh	68	72
								147	A	Robert Morris	50	72
								147	H	Robert Morris	62	68
								161	A	Illinois	72	75
								170	A	Dartmouth	52	57
								203	H	UMass Lowell	73	50
								224	A	Brown	72	57
								225	H	Mt. St. Mary's	76	55
								247	A	Saint Francis (PA)	71	56
								272	H	New Hampshire	64	54
								282	A	Sacred Heart	60	63
								293	H	Vermont	78	53
								318	H	Bryant	78	66
								331	H	Fairleigh Dickinson	62	51
								333	H	LIU Brooklyn	60	68
								344	A	Central Conn. St.	65	56
LAST 10 Division I												
								333	H	LIU Brooklyn	60	68
								344	A	Central Conn. St.	65	56
								331	H	Fairleigh Dickinson	62	51
								147	H	Robert Morris	62	68
								282	A	Sacred Heart	60	63
								293	H	Vermont	78	53
								247	A	Saint Francis (PA)	71	56
								147	A	Robert Morris	50	72
								225	H	Mt. St. Mary's	76	55

Non-Div I Games: Eastern Nazarene 82 50 Fisher 81 42

Merrimack

Loss, Non-Conf, S Site, H Home A Away N Neutral

Average RPI Win: 133		WON-LOST	WINNING	LAST 10	STRENGTH OF		OPP. STRENGTH	TEAM	ADJ.	CONF.	ADJ CONF.
Average RPI Loss: 38		RECORD	PCT. RANK	GAMES	SCHEDULE		OF SCHEDULE	RPI	RPI	RPI	RPI
DIV. I ONLY		12- 10	152	3-7	6		57	60	60	5	5
DIV. I NON-CONF.		8- 3	68	0	6		76	28	28	3	3

TOTALS	RPI 1-25	RPI 26-50		W-L RECORDS		RPI 51-100		RPI 101-150		RPI 150+	
12- 10	0- 6	0- 1		OVERALL		5- 2		2- 1		5- 0	
11- 4	0- 4	0- 0		HOME		5- 0		1- 0		5- 0	
0- 6	0- 2	0- 1		AWAY		0- 2		0- 1		0- 0	
1- 0	0- 0	0- 0		NEUTRAL		0- 0		1- 0		0- 0	
8- 3	0- 3	0- 0		NON-CONFERENCE		3- 0		1- 0		4- 0	
7- 2	0- 2	0- 0		HOME		3- 0		0- 0		4- 0	
0- 1	0- 1	0- 0		AWAY		0- 0		0- 0		0- 0	
1- 0	0- 0	0- 0		NEUTRAL		0- 0		1- 0		0- 0	
4- 7	0- 3	0- 1		CONFERENCE		2- 2		1- 1		1- 0	
4- 2	0- 2	0- 0		HOME		2- 0		1- 0		1- 0	
0- 5	0- 1	0- 1		AWAY		0- 2		0- 1		0- 0	
0- 0	0- 0	0- 0		NEUTRAL		0- 0		0- 0		0- 0	

RPI S	Opponent	Score	RPI S	Opponent	Score	RPI S	Opponent	Score	RPI S	Opponent	Score
3	H Louisville	41 87	34	A Virginia Tech	45 69	52	H IUPUI	74 65	105	A Notre Dame	53 76
11	H Oregon St.	53 75				58	A North Carolina	58 78	118	H Syracuse	77 62
14	H Indiana	45 58				82	H North Florida	78 55	127	N N.C. A&T	68 67
20	A DePaul	83 89				85	H Washington St.	74 68	166	H Jackson St.	83 68
23	A Florida St.	61 79				88	A Georgia Tech	54 61	174	H Clemson	68 64
23	H Florida St.	62 73				88	H Georgia Tech	54 49	181	H Miami (OH)	80 62
						93	H Wake Forest	59 56	187	H Binghamton	79 56
									238	H UNC Asheville	75 46
LAST 10 Division I											
34	A Virginia Tech	45 69	58	A North Carolina	58 78						
88	H Georgia Tech	54 49	118	H Syracuse	77 62						
23	A Florida St.	61 79	3	H Louisville	41 87						
174	H Clemson	68 64	23	H Florida St.	62 73						
105	A Notre Dame	53 76	88	A Georgia Tech	54 61						

Non-Div I Games:

Miami (FL)

■ Loss,
 ■ Non-Conf, S Site,
 ■ Home
 ■ Away
 N Neutral

Average RPI Win:	271	WON-LOST	WINNING	LAST 10	STRENGTH OF	OPP. STRENGTH	TEAM	ADJ.	CONF.	ADJ CONF.
Average RPI Loss:	91	RECORD	PCT. RANK	GAMES	SCHEDULE	OF SCHEDULE	RPI	RPI	RPI	RPI
DIV. I ONLY	8- 11	226	4-6	219	99	181	181	10	10	
DIV. I NON-CONF.	6- 5	151	2-0	269	128	151	151	10	10	
TOTALS	RPI 1-25	RPI 26-50	W-L RECORDS	RPI 51-100	RPI 101-150	RPI 150+				
8- 11	0- 2	0- 0	OVERALL	0- 5	0- 2	8- 2				
3- 2	0- 0	0- 0	HOME	0- 1	0- 1	3- 0				
4- 8	0- 2	0- 0	AWAY	0- 4	0- 0	4- 2				
1- 1	0- 0	0- 0	NEUTRAL	0- 0	0- 1	1- 0				
6- 5	0- 1	0- 0	NON-CONFERENCE	0- 3	0- 1	6- 0				
2- 0	0- 0	0- 0	HOME	0- 0	0- 0	2- 0				
3- 4	0- 1	0- 0	AWAY	0- 3	0- 0	3- 0				
1- 1	0- 0	0- 0	NEUTRAL	0- 0	0- 1	1- 0				
2- 6	0- 1	0- 0	CONFERENCE	0- 2	0- 1	2- 2				
1- 2	0- 0	0- 0	HOME	0- 1	0- 1	1- 0				
1- 4	0- 1	0- 0	AWAY	0- 1	0- 0	1- 2				
0- 0	0- 0	0- 0	NEUTRAL	0- 0	0- 0	0- 0				

RPI	S	Opponent	Score	RPI	S	Opponent	Score	RPI	S	Opponent	Score	RPI	S	Opponent	Score	Team's RPI: 181
17	A	Central Mich.	70 76					55	A	Bradley	68 79	110	H	Kent St.	75 78	
20	A	DePaul	79 98					60	A	Miami (FL)	62 80	113	N	Liberty	53 65	
								76	A	Ball St.	63 80	168	A	Eastern Mich.	53 80	
								90	A	Cincinnati	68 98	183	H	Northern Ill.	66 64	
								92	H	Buffalo	72 86	196	A	Akron	62 70	
												226	A	Bowling Green	80 59	
												251	A	South Alabama	76 73	
												271	A	Pittsburgh	80 71	
												278	A	Eastern Ky.	75 57	
												295	N	Prairie View	65 52	
												326	H	Evansville	72 64	
												335	H	UIC	85 35	
LAST 10 Division I																
226	A	Bowling Green	80 59	17	A	Central Mich.	70 76									
76	A	Ball St.	63 80	183	H	Northern Ill.	66 64									
196	A	Akron	62 70	92	H	Buffalo	72 86									
110	H	Kent St.	75 78	326	H	Evansville	72 64									
168	A	Eastern Mich.	53 80	271	A	Pittsburgh	80 71									

Non-Div I Games: Tiffin 83 51

Miami (OH)

Michigan

Through Games Of Feb. 2, 2020

Average RPI Win:	145	WON-LOST	WINNING	LAST 10	STRENGTH OF	OPP. STRENGTH	TEAM	ADJ.	CONF.	ADJ CONF.
Average RPI Loss:	37	RECORD	PCT. RANK	GAMES	SCHEDULE	OF SCHEDULE	RPI	RPI	RPI	RPI
DIV. I ONLY	14- 7	74	5-5	28	41	40	40	2	2	
DIV. I NON-CONF.	9- 2	38	0	117	152	58	58	2	2	
TOTALS	RPI 1-25	RPI 26-50	W-L RECORDS	RPI 51-100	RPI 101-150	RPI 150+				
14- 7	1- 5	1- 0	OVERALL	1- 1	5- 1	6- 0				
10- 2	1- 1	1- 0	HOME	1- 0	3- 1	4- 0				
3- 4	0- 3	0- 0	AWAY	0- 1	1- 0	2- 0				
1- 1	0- 1	0- 0	NEUTRAL	0- 0	1- 0	0- 0				
9- 2	0- 1	0- 0	NON-CONFERENCE	1- 0	3- 1	5- 0				
6- 1	0- 0	0- 0	HOME	1- 0	2- 1	3- 0				
2- 0	0- 0	0- 0	AWAY	0- 0	0- 0	2- 0				
1- 1	0- 1	0- 0	NEUTRAL	0- 0	1- 0	0- 0				
5- 5	1- 4	1- 0	CONFERENCE	0- 1	2- 0	1- 0				
4- 1	1- 1	1- 0	HOME	0- 0	1- 0	1- 0				
1- 4	0- 3	0- 0	AWAY	0- 1	1- 0	0- 0				
0- 0	0- 0	0- 0	NEUTRAL	0- 0	0- 0	0- 0				

RPI 1-25				RPI 26-50				Team's RPI: 40				RPI 51-100				RPI 101+			
RPI	S	Opponent	Score	RPI	S	Opponent	Score	RPI	S	Opponent	Score	RPI	S	Opponent	Score	RPI	S	Opponent	Score
9	A	Maryland	55 70	45	H	Rutgers	71 57	55	H	Bradley	77 57	102	H	Michigan St.	89 69				
9	H	Maryland	49 77					73	A	Nebraska	71 74	105	H	Notre Dame	72 76				
12	H	Iowa	78 63									107	A	Wisconsin	68 56				
15	A	Northwestern	73 81									110	N	Kent St.	88 53				
23	N	Florida St.	69 79									118	H	Syracuse	84 76				
25	A	Ohio St.	69 78									150	H	Western Mich.	76 55				
												168	A	Eastern Mich.	57 38				
												182	H	Penn St.	82 48				
												196	A	Akron	80 71				
												232	H	Morgan St.	80 48				
												277	H	Appalachian St.	62 35				
												281	H	Oakland	79 64				
LAST 10 Division I																			
12	H	Iowa	78 63	9	H	Maryland	49 77												
15	A	Northwestern	73 81	25	A	Ohio St.	69 78												
45	H	Rutgers	71 57	102	H	Michigan St.	89 69												
73	A	Nebraska	71 74	182	H	Penn St.	82 48												
107	A	Wisconsin	68 56	9	A	Maryland	55 70												

Non-Div I Games:

Michigan

■ Loss,
 ■ Non-Conf, S Site,
 ■ Home
 ■ Away
 N Neutral

Average RPI Win:	170	WON-LOST	WINNING	LAST 10	STRENGTH OF	OPP. STRENGTH	TEAM	ADJ.	CONF.	ADJ CONF.
Average RPI Loss:	49	RECORD	PCT. RANK	GAMES	SCHEDULE	OF SCHEDULE	RPI	RPI	RPI	RPI
DIV. I ONLY	11- 10	170	4-6	77	11	102	102	2	2	
DIV. I NON-CONF.	7- 4	100	0	258	41	160	160	2	2	
TOTALS	RPI 1-25	RPI 26-50	W-L RECORDS	RPI 51-100	RPI 101-150	RPI 150+				
11- 10	1- 5	1- 3	OVERALL	1- 0	3- 1	5- 1				
8- 2	1- 1	0- 1	HOME	1- 0	1- 0	5- 0				
2- 5	0- 3	1- 1	AWAY	0- 0	1- 0	0- 1				
1- 3	0- 1	0- 1	NEUTRAL	0- 0	1- 1	0- 0				
7- 4	0- 2	0- 1	NON-CONFERENCE	0- 0	2- 1	5- 0				
5- 0	0- 0	0- 0	HOME	0- 0	0- 0	5- 0				
1- 1	0- 1	0- 0	AWAY	0- 0	1- 0	0- 0				
1- 3	0- 1	0- 1	NEUTRAL	0- 0	1- 1	0- 0				
4- 6	1- 3	1- 2	CONFERENCE	1- 0	1- 0	0- 1				
3- 2	1- 1	0- 1	HOME	1- 0	1- 0	0- 0				
1- 4	0- 2	1- 1	AWAY	0- 0	0- 0	0- 1				
0- 0	0- 0	0- 0	NEUTRAL	0- 0	0- 0	0- 0				

RPI 1-25				RPI 26-50				RPI 51-100				RPI 101+ Team's RPI: 102			
RPI	S	Opponent	Score	RPI	S	Opponent	Score	RPI	S	Opponent	Score	RPI	S	Opponent	Score
12	A	Iowa	57 74	26	H	Purdue	66 76	73	H	Nebraska	78 70	105	A	Notre Dame	72 69
14	A	Indiana	67 79	39	N	West Virginia	57 63					107	H	Wisconsin	69 52
15	H	Northwestern	48 76	40	A	Michigan	69 89					118	N	Syracuse	63 77
21	N	LSU	56 58	45	A	Rutgers	66 55					139	N	Kansas St.	65 60
23	A	Florida St.	68 78									168	H	Eastern Mich.	85 50
25	H	Ohio St.	68 65									182	A	Penn St.	73 86
												253	H	Morehead St.	93 48
												281	H	Oakland	76 56
												325	H	Detroit Mercy	110 52
												346	H	Hartford	79 34
LAST 10 Division I															
26	H	Purdue	66 76	107	H	Wisconsin	69 52								
12	A	Iowa	57 74	182	A	Penn St.	73 86								
15	H	Northwestern	48 76	40	A	Michigan	69 89								
45	A	Rutgers	66 55	73	H	Nebraska	78 70								
25	H	Ohio St.	68 65	14	A	Indiana	67 79								

Non-Div I Games:

Michigan St.

■ Loss,
■ Non-Conf,
■ S Site,
■ H Home
■ A Away
N Neutral

Average RPI Win:	186	WON-LOST	WINNING	LAST 10	STRENGTH OF	OPP. STRENGTH	TEAM	ADJ.	CONF.	ADJ CONF.
Average RPI Loss:	60	RECORD	PCT. RANK	GAMES	SCHEDULE	OF SCHEDULE	RPI	RPI	RPI	RPI
DIV. I ONLY	15- 7	69	7-3	64	95	59	59	13	13	
DIV. I NON-CONF.	8- 4	90	0	31	31	48	48	14	14	
TOTALS	RPI 1-25	RPI 26-50	W-L RECORDS	RPI 51-100	RPI 101-150	RPI 150+				
15- 7	1- 2	0- 3	OVERALL	1- 1	3- 0	10- 1				
10- 2	1- 1	0- 1	HOME	1- 0	1- 0	7- 0				
4- 3	0- 0	0- 1	AWAY	0- 1	1- 0	3- 1				
1- 2	0- 1	0- 1	NEUTRAL	0- 0	1- 0	0- 0				
8- 4	1- 2	0- 1	NON-CONFERENCE	0- 1	3- 0	4- 0				
5- 1	1- 1	0- 0	HOME	0- 0	1- 0	3- 0				
2- 1	0- 0	0- 0	AWAY	0- 1	1- 0	1- 0				
1- 2	0- 1	0- 1	NEUTRAL	0- 0	1- 0	0- 0				
7- 3	0- 0	0- 2	CONFERENCE	1- 0	0- 0	6- 1				
5- 1	0- 0	0- 1	HOME	1- 0	0- 0	4- 0				
2- 2	0- 0	0- 1	AWAY	0- 0	0- 0	2- 1				
0- 0	0- 0	0- 0	NEUTRAL	0- 0	0- 0	0- 0				

RPI 1-25				RPI 26-50				RPI 51-100 Team's RPI: 59				RPI 101+			
RPI	S	Opponent	Score	RPI	S	Opponent	Score	RPI	S	Opponent	Score	RPI	S	Opponent	Score
6	N	Gonzaga	50 62	30	H	Old Dominion	56 67	63	A	Belmont	57 68	108	H	VCU	86 63
22	H	TCU	82 70	32	N	Arizona St.	60 61	66	H	Charlotte	83 59	120	N	Auburn	73 50
24	H	Kentucky	52 67	33	A	Western Ky.	63 71					142	A	Tulane	64 62
												163	H	Tennessee Tech	64 58
												178	H	Fla. Atlantic	81 66
												190	H	Furman	78 62
												194	A	Southern Miss.	77 69
												229	H	UTEP	76 60
												235	A	Louisiana Tech	60 78
												258	A	Marshall	75 55
												266	H	Lipscomb	70 49
												274	A	East Carolina	68 66
												283	H	FIU	72 56
												299	H	UTSA	69 48
LAST 10 Division I															
299	H	UTSA	69 48	178	H	Fla. Atlantic	81 66								
229	H	UTEP	76 60	33	A	Western Ky.	63 71								
194	A	Southern Miss.	77 69	258	A	Marshall	75 55								
235	A	Louisiana Tech	60 78	66	H	Charlotte	83 59								
283	H	FIU	72 56	30	H	Old Dominion	56 67								

Non-Div I Games:

Middle Tenn.

Average RPI Win:	255	WON-LOST	WINNING	LAST 10	STRENGTH OF	OPP. STRENGTH	TEAM	ADJ.	CONF.	ADJ CONF.
Average RPI Loss:	137	RECORD	PCT. RANK	GAMES	SCHEDULE	OF SCHEDULE	RPI	RPI	RPI	RPI
DIV. I ONLY	7- 14	262	4-6	149	219	240	240	21	21	
DIV. I NON-CONF.	2- 8	295	0	102	85	267	267	19	19	
TOTALS	RPI 1-25	RPI 26-50	W-L RECORDS	RPI 51-100	RPI 101-150	RPI 150+				
7- 14	0- 1	0- 2	OVERALL	0- 2	0- 2	7- 7				
4- 5	0- 0	0- 1	HOME	0- 1	0- 0	4- 3				
3- 9	0- 1	0- 1	AWAY	0- 1	0- 2	3- 4				
0- 0	0- 0	0- 0	NEUTRAL	0- 0	0- 0	0- 0				
2- 8	0- 1	0- 2	NON-CONFERENCE	0- 1	0- 1	2- 3				
2- 3	0- 0	0- 1	HOME	0- 0	0- 0	2- 2				
0- 5	0- 1	0- 1	AWAY	0- 1	0- 1	0- 1				
0- 0	0- 0	0- 0	NEUTRAL	0- 0	0- 0	0- 0				
5- 6	0- 0	0- 0	CONFERENCE	0- 1	0- 1	5- 4				
2- 2	0- 0	0- 0	HOME	0- 1	0- 0	2- 1				
3- 4	0- 0	0- 0	AWAY	0- 0	0- 1	3- 3				
0- 0	0- 0	0- 0	NEUTRAL	0- 0	0- 0	0- 0				

RPI 1-25				RPI 26-50				RPI 51-100				RPI 101+ Team's RPI: 240			
RPI	S	Opponent	Score	RPI	S	Opponent	Score	RPI	S	Opponent	Score	RPI	S	Opponent	Score
20	A	DePaul	65 94	26	A	Purdue	55 68	52	H	IUPUI	52 75	107	A	Wisconsin	40 71
				36	H	Marquette	56 78	54	A	Minnesota	61 77	135	A	Green Bay	48 61
												173	A	Columbia	46 74
												183	H	Northern Ill.	78 65
												195	A	Cleveland St.	49 58
												197	A	Wright St.	77 67
												197	H	Wright St.	60 58
												200	H	North Dakota	58 66
												209	A	Northern Ky.	37 61
												209	H	Northern Ky.	49 61
												226	H	Bowling Green	51 63
												228	A	Youngstown St.	74 62
												281	A	Oakland	62 78
												317	H	Ark.-Pine Bluff	69 55
												325	A	Detroit Mercy	63 48
												335	H	UIC	71 55
LAST 10 Division I															
197	A	Wright St.	77 67	335	H	UIC	71 55								
209	A	Northern Ky.	37 61	281	A	Oakland	62 78								
228	A	Youngstown St.	74 62	325	A	Detroit Mercy	63 48								
195	A	Cleveland St.	49 58	135	A	Green Bay	48 61								
52	H	IUPUI	52 75	209	H	Northern Ky.	49 61								

Non-Div I Games: Wis.-Parkside 84 77

Milwaukee

■ Loss,
■ Non-Conf,
■ S Site,
■ H Home
■ A Away
N Neutral

Average RPI Win:	147	WON-LOST	WINNING	LAST 10	STRENGTH OF	OPP. STRENGTH	TEAM	ADJ.	CONF.	ADJ CONF.
Average RPI Loss:	52	RECORD	PCT. RANK	GAMES	SCHEDULE	OF SCHEDULE	RPI	RPI	RPI	RPI
DIV. I ONLY	14- 8	95	3-7	36	32	54	54	2	2	
DIV. I NON-CONF.	10- 1	19	0	115	98	33	33	2	2	
TOTALS	RPI 1-25	RPI 26-50	W-L RECORDS	RPI 51-100	RPI 101-150	RPI 150+				
14- 8	0- 5	3- 0	OVERALL	2- 1	3- 1	6- 1				
9- 5	0- 4	2- 0	HOME	2- 0	1- 1	4- 0				
5- 3	0- 1	1- 0	AWAY	0- 1	2- 0	2- 1				
0- 0	0- 0	0- 0	NEUTRAL	0- 0	0- 0	0- 0				
10- 1	0- 1	1- 0	NON-CONFERENCE	1- 0	3- 0	5- 0				
7- 1	0- 1	1- 0	HOME	1- 0	1- 0	4- 0				
3- 0	0- 0	0- 0	AWAY	0- 0	2- 0	1- 0				
0- 0	0- 0	0- 0	NEUTRAL	0- 0	0- 0	0- 0				
4- 7	0- 4	2- 0	CONFERENCE	1- 1	0- 1	1- 1				
2- 4	0- 3	1- 0	HOME	1- 0	0- 1	0- 0				
2- 3	0- 1	1- 0	AWAY	0- 1	0- 0	1- 1				
0- 0	0- 0	0- 0	NEUTRAL	0- 0	0- 0	0- 0				

RPI 1-25				RPI 26-50				RPI 51-100 Team's RPI: 54				RPI 101+			
RPI	S	Opponent	Score	RPI	S	Opponent	Score	RPI	S	Opponent	Score	RPI	S	Opponent	Score
10	H	Missouri St.	69 77	26	A	Purdue	72 59	73	A	Nebraska	58 72	105	A	Notre Dame	75 67
12	H	Iowa	75 76	32	H	Arizona St.	80 66	73	H	Nebraska	67 61	107	H	Wisconsin	62 72
14	A	Indiana	52 65	45	H	Rutgers	73 71	95	H	Montana St.	71 60	141	H	Lehigh	77 49
15	H	Northwestern	54 56									146	A	George Washington	83 50
25	H	Ohio St.	63 66									161	A	Illinois	71 74
												169	H	UC Davis	76 67
												182	A	Penn St.	81 74
												188	A	American	70 53
												240	H	Milwaukee	77 61
												293	H	Vermont	90 58
												318	H	Bryant	101 56
LAST 10 Division I															
45	H	Rutgers	73 71	12	H	Iowa	75 76								
73	H	Nebraska	67 61	161	A	Illinois	71 74								
14	A	Indiana	52 65	15	H	Northwestern	54 56								
107	H	Wisconsin	62 72	73	A	Nebraska	58 72								
26	A	Purdue	72 59	25	H	Ohio St.	63 66								

Non-Div I Games:

Minnesota

■ Loss,
■ Non-Conf, S Site,
■ Home
■ Away
N Neutral

Mississippi St.

Through Games Of Feb. 2, 2020

Average RPI Win: 127		WON-LOST	WINNING	LAST 10	STRENGTH OF	OPP. STRENGTH	TEAM	ADJ.	CONF.	ADJ CONF.
Average RPI Loss: 15		RECORD	PCT. RANK	GAMES	SCHEDULE	OF SCHEDULE	RPI	RPI	RPI	RPI
DIV. I ONLY		19- 3	16	9-1	29	19	13	13	4	4
DIV. I NON-CONF.		12- 2	29	2-0	23	43	11	11	5	5
TOTALS		RPI 1-25	RPI 26-50		W-L RECORDS		RPI 51-100	RPI 101-150	RPI 150+	
19- 3	1- 2	2- 1		OVERALL		5- 0	4- 0	7- 0		
9- 1	1- 0	0- 1		HOME		2- 0	2- 0	4- 0		
6- 1	0- 1	1- 0		AWAY		2- 0	1- 0	2- 0		
4- 1	0- 1	1- 0		NEUTRAL		1- 0	1- 0	1- 0		
12- 2	0- 1	2- 1		NON-CONFERENCE		3- 0	1- 0	6- 0		
5- 1	0- 0	0- 1		HOME		2- 0	0- 0	3- 0		
3- 0	0- 0	1- 0		AWAY		0- 0	0- 0	2- 0		
4- 1	0- 1	1- 0		NEUTRAL		1- 0	1- 0	1- 0		
7- 1	1- 1	0- 0		CONFERENCE		2- 0	3- 0	1- 0		
4- 0	1- 0	0- 0		HOME		0- 0	2- 0	1- 0		
3- 1	0- 1	0- 0		AWAY		2- 0	1- 0	0- 0		
0- 0	0- 0	0- 0		NEUTRAL		0- 0	0- 0	0- 0		

RPI 1-25				Team's RPI: 13	RPI 26-50				RPI 51-100				RPI 101+			
RPI	S	Opponent	Score		RPI	S	Opponent	Score	RPI	S	Opponent	Score	RPI	S	Opponent	Score
2	A	South Carolina	79	81	36	A	Marquette	74 68	64	H	Troy	122 82	119	H	Florida	93 47
4	N	Stanford	62	67	39	H	West Virginia	65 71	69	H	UT Martin	82 46	120	H	Auburn	78 73
21	H	LSU	64	60	44	N	Virginia	72 59	78	A	Georgia	73 66	135	N	Green Bay	83 58
									81	N	South Fla.	86 61	149	A	Missouri	79 64
									97	A	Vanderbilt	68 52	153	A	Louisiana	64 48
													166	A	Jackson St.	92 53
													175	H	Little Rock	89 50
													194	H	Southern Miss.	91 58
													207	H	Murray St.	124 43
													223	N	San Francisco	73 38
													275	H	Ole Miss	80 39
LAST 10 Division I																
120	H	Auburn	78	73	149	A	Missouri	79	64							
275	H	Ole Miss	80	39	78	A	Georgia	73	66							
97	A	Vanderbilt	68	52	119	H	Florida	93	47							
2	A	South Carolina	79	81	175	H	Little Rock	89	50							
21	H	LSU	64	60	44	N	Virginia	72	59							

Non-Div I Games:

Mississippi St.

■ Loss,
■ Non-Conf, S Site,
■ Home
■ Away
N Neutral

Average RPI Win:	349	WON-LOST	WINNING	LAST 10	STRENGTH OF	OPP. STRENGTH	TEAM	ADJ.	CONF.	ADJ CONF.
Average RPI Loss:	244	RECORD	PCT. RANK	GAMES	SCHEDULE	OF SCHEDULE	RPI	RPI	RPI	RPI
DIV. I ONLY	1- 18	347	0-10	347	343	351	351	31	31	
DIV. I NON-CONF.	1- 10	329	0-2	336	328	350	350	31	31	
TOTALS	RPI 1-25	RPI 26-50	W-L RECORDS	RPI 51-100	RPI 101-150	RPI 150+				
1- 18	0- 0	0- 0	OVERALL	0- 1	0- 0	1- 17				
1- 6	0- 0	0- 0	HOME	0- 0	0- 0	1- 6				
0- 11	0- 0	0- 0	AWAY	0- 1	0- 0	0- 10				
0- 1	0- 0	0- 0	NEUTRAL	0- 0	0- 0	0- 1				
1- 10	0- 0	0- 0	NON-CONFERENCE	0- 0	0- 0	1- 10				
1- 2	0- 0	0- 0	HOME	0- 0	0- 0	1- 2				
0- 7	0- 0	0- 0	AWAY	0- 0	0- 0	0- 7				
0- 1	0- 0	0- 0	NEUTRAL	0- 0	0- 0	0- 1				
0- 8	0- 0	0- 0	CONFERENCE	0- 1	0- 0	0- 7				
0- 4	0- 0	0- 0	HOME	0- 0	0- 0	0- 4				
0- 4	0- 0	0- 0	AWAY	0- 1	0- 0	0- 3				
0- 0	0- 0	0- 0	NEUTRAL	0- 0	0- 0	0- 0				

RPI S	Opponent	Score	RPI S	Opponent	Score	RPI S	Opponent	Score	RPI S	Opponent	Score	Team's RPI: 351
						100 A	Texas Southern	58 88	166 H	Jackson St.	61 90	
									171 A	North Ala.	60 86	
									179 A	Memphis	54 91	
									191 A	Wyoming	22 95	
									194 A	Southern Miss.	80 84	
									198 H	Austin Peay	82 100	
									207 H	Murray St.	66 72	
									246 H	Southern U.	54 84	
									270 A	Colorado St.	46 65	
									275 A	Ole Miss	53 72	
									284 A	Alabama A&M	48 68	
									295 A	Prairie View	47 81	
									296 N	Omaha	70 78	
									317 H	Ark.-Pine Bluff	77 80	
									321 H	Alcorn	67 81	
									334 A	Alabama St.	64 77	
									347 A	La.-Monroe	66 74	
									349 H	Florida A&M	71 70	
LAST 10 Division I												
			166 H	Jackson St.	61 90		284 A	Alabama A&M	48 68			
			295 A	Prairie View	47 81		334 A	Alabama St.	64 77			
			100 A	Texas Southern	58 88		317 H	Ark.-Pine Bluff	77 80			
			246 H	Southern U.	54 84		347 A	La.-Monroe	66 74			
			321 H	Alcorn	67 81		179 A	Memphis	54 91			

Non-Div I Games:

Mississippi Val.

■ Loss,
 ■ Non-Conf,
 ■ S Site,
 ■ H Home
 ■ A Away
 N Neutral

Average RPI Win:	185	WON-LOST	WINNING	LAST 10	STRENGTH OF	OPP. STRENGTH	TEAM	ADJ.	CONF.	ADJ CONF.
Average RPI Loss:	70	RECORD	PCT. RANK	GAMES	SCHEDULE	OF SCHEDULE	RPI	RPI	RPI	RPI
DIV. I ONLY	5- 17	308	2-8	4	78	149	149	4	4	
DIV. I NON-CONF.	3- 10	282	0-1	37	129	223	223	5	5	
TOTALS	RPI 1-25	RPI 26-50	W-L RECORDS	RPI 51-100	RPI 101-150	RPI 150+				
5- 17	1- 6	0- 4	OVERALL	1- 3	0- 1	3- 3				
4- 8	1- 4	0- 1	HOME	1- 2	0- 0	2- 1				
1- 7	0- 2	0- 3	AWAY	0- 0	0- 1	1- 1				
0- 2	0- 0	0- 0	NEUTRAL	0- 1	0- 0	0- 1				
3- 10	0- 2	0- 1	NON-CONFERENCE	1- 3	0- 1	2- 3				
3- 4	0- 1	0- 0	HOME	1- 2	0- 0	2- 1				
0- 4	0- 1	0- 1	AWAY	0- 0	0- 1	0- 1				
0- 2	0- 0	0- 0	NEUTRAL	0- 1	0- 0	0- 1				
2- 7	1- 4	0- 3	CONFERENCE	0- 0	0- 0	1- 0				
1- 4	1- 3	0- 1	HOME	0- 0	0- 0	0- 0				
1- 3	0- 1	0- 2	AWAY	0- 0	0- 0	1- 0				
0- 0	0- 0	0- 0	NEUTRAL	0- 0	0- 0	0- 0				

RPI	S	Opponent	Score	RPI	S	Opponent	Score	RPI	S	Opponent	Score	RPI	S	Opponent	Score	Team's RPI: 149
2	H	South Carolina	45 78	41	A	Arkansas	73 90	51	H	UNI	73 78	135	A	Green Bay	64 72	
10	A	Missouri St.	72 79	41	H	Arkansas	81 85	58	N	North Carolina	69 82	161	H	Illinois	51 58	
13	H	Mississippi St.	64 79	43	A	Tennessee	66 77	73	H	Nebraska	85 90	204	N	New Mexico	68 71	
18	A	Texas A&M	53 72	47	A	South Dakota	56 72	91	H	Saint Louis	83 58	213	H	Western Ill.	97 89	
19	H	Princeton	33 68									248	A	UMKC	56 59	
21	H	LSU	69 65									275	A	Ole Miss	71 57	
24	H	Kentucky	47 62									327	H	SIUE	68 51	
LAST 10 Division I																
41	H	Arkansas	81 85	41	A	Arkansas	73 90									
24	H	Kentucky	47 62	13	H	Mississippi St.	64 79									
18	A	Texas A&M	53 72	21	H	LSU	69 65									
275	A	Ole Miss	71 57	43	A	Tennessee	66 77									
2	H	South Carolina	45 78	161	H	Illinois	51 58									

Non-Div I Games:

Missouri

■ Loss,
 ■ Non-Conf,
 ■ S Site,
 ■ H Home
 ■ A Away
 N Neutral

Midwest DC.				Through Games of Feb. 17, 1918						
Average RPI Win:	129	WON-LOST	WINNING	LAST 10	STRENGTH OF	OPP. STRENGTH	TEAM	ADJ.	CONF.	ADJ CONF.
Average RPI Loss:	32	RECORD	PCT. RANK	GAMES	SCHEDULE	OF SCHEDULE	RPI	RPI	RPI	RPI
DIV. I ONLY	17- 3	20	8-2	24	67	10	10	7	7	
DIV. I NON-CONF.	9- 2	38	0-1	11	16	4	4	7	7	

TOTALS	RPI 1-25	RPI 26-50		W-L RECORDS		RPI 51-100	RPI 101-150	RPI 150+		
17- 3	0- 2	3- 0		OVERALL		4- 1	4- 0	6- 0		
9- 0	0- 0	1- 0		HOME		3- 0	2- 0	3- 0		
8- 3	0- 2	2- 0		AWAY		1- 1	2- 0	3- 0		
0- 0	0- 0	0- 0		NEUTRAL		0- 0	0- 0	0- 0		
9- 2	0- 2	2- 0		NON-CONFERENCE		1- 0	3- 0	3- 0		
5- 0	0- 0	0- 0		HOME		0- 0	2- 0	3- 0		
4- 2	0- 2	2- 0		AWAY		1- 0	1- 0	0- 0		
0- 0	0- 0	0- 0		NEUTRAL		0- 0	0- 0	0- 0		
8- 1	0- 0	1- 0		CONFERENCE		3- 1	1- 0	3- 0		
4- 0	0- 0	1- 0		HOME		3- 0	0- 0	0- 0		
4- 1	0- 0	0- 0		AWAY		0- 1	1- 0	3- 0		
0- 0	0- 0	0- 0		NEUTRAL		0- 0	0- 0	0- 0		

RPI 1-25				Team's RPI: 10		RPI 26-50				RPI 51-100				RPI 101+			
RPI	S	Opponent	Score	RPI	S	Opponent	Score	RPI	S	Opponent	Score	RPI	S	Opponent	Score		
6	A	Gonzaga	52 64	28	H	Drake	69 67	51	H	UNI	80 66	101	A	Boise St.	72 69		
11	A	Oregon St.	69 80	38	A	Oklahoma	96 90	54	A	Minnesota	77 69	114	A	Loyola Chicago	74 72		
				47	A	South Dakota	74 66	55	H	Bradley	90 56	123	H	A&M-Corpus Christi	79 51		
								72	H	Illinois St.	87 74	149	H	Missouri	79 72		
								79	A	Southern Ill.	68 70	160	A	Valparaiso	81 68		
												167	H	Wichita St.	68 55		
												180	H	Santa Clara	71 64		
												248	H	UMKC	83 58		
												280	A	Indiana St.	76 55		
												326	A	Evansville	81 55		
LAST 10 Division I																	
				72	H	Illinois St.	87 74	51	H	UNI	80 66						
				55	H	Bradley	90 56	28	H	Drake	69 67						
				326	A	Evansville	81 55	160	A	Valparaiso	81 68						
				280	A	Indiana St.	76 55	114	A	Loyola Chicago	74 72						
				79	A	Southern Ill.	68 70	6	A	Gonzaga	52 64						

Non-Div I Games:	William Jewell	111	39
------------------	----------------	-----	----

Missouri St.

Loss, Non-Conf, S Site, H Home A Away N Neutral

Average RPI Win: 269	WON-LOST	WINNING	LAST 10	STRENGTH OF	OPP. STRENGTH	TEAM	ADJ.	CONF.	ADJ CONF.
Average RPI Loss: 160	RECORD	PCT. RANK	GAMES	SCHEDULE	OF SCHEDULE	RPI	RPI	RPI	RPI
DIV. I ONLY	5- 15	297	1-9	179	246	279	279	24	24
DIV. I NON-CONF.	3- 6	235	0	119	188	182	182	25	25
TOTALS	RPI 1-25	RPI 26-50	W-L RECORDS	RPI 51-100	RPI 101-150	RPI 150+			
5- 15	0- 1	0- 1	OVERALL	0- 4	0- 2	5- 7			
2- 5	0- 0	0- 0	HOME	0- 1	0- 1	2- 3			
2- 10	0- 1	0- 1	AWAY	0- 3	0- 1	2- 4			
1- 0	0- 0	0- 0	NEUTRAL	0- 0	0- 0	1- 0			
3- 6	0- 1	0- 1	NON-CONFERENCE	0- 1	0- 2	3- 1			
1- 1	0- 0	0- 0	HOME	0- 0	0- 1	1- 0			
1- 5	0- 1	0- 1	AWAY	0- 1	0- 1	1- 1			
1- 0	0- 0	0- 0	NEUTRAL	0- 0	0- 0	1- 0			
2- 9	0- 0	0- 0	CONFERENCE	0- 3	0- 0	2- 6			
1- 4	0- 0	0- 0	HOME	0- 1	0- 0	1- 3			
1- 5	0- 0	0- 0	AWAY	0- 2	0- 0	1- 3			
0- 0	0- 0	0- 0	NEUTRAL	0- 0	0- 0	0- 0			

RPI 1-25				RPI 26-50				RPI 51-100				RPI 101+ Team's RPI: 279			
RPI	S	Opponent	Score	RPI	S	Opponent	Score	RPI	S	Opponent	Score	RPI	S	Opponent	Score
19	A	Princeton	40 52	27	A	Arizona	34 86	74	A	Bucknell	37 71	125	A	San Diego	49 57
								80	A	Marist	66 76	131	H	Providence	52 68
								80	H	Marist	53 74	159	H	Lafayette	52 44
								86	A	Rider	25 48	165	A	Quinnipiac	53 60
												205	A	Fairfield	38 49
												218	H	Manhattan	62 60
												236	H	Iona	33 36
												249	H	Niagara	70 73
												269	A	Loyola Maryland	48 64
												306	A	Siena	39 51
												311	A	Albany (NY)	53 41
												320	N	Purdue Fort Wayne	60 46
												336	A	Saint Peter's	81 67
												341	H	Canisius	62 71
LAST 10 Division I															
				86	A	Rider	25 48	336	A	Saint Peter's	81 67				
				80	H	Marist	53 74	236	H	Iona	33 36				
				306	A	Siena	39 51	205	A	Fairfield	38 49				
				249	H	Niagara	70 73	341	H	Canisius	62 71				
				165	A	Quinnipiac	53 60	80	A	Marist	66 76				

Non-Div I Games:

Monmouth

Montana

Through Games Of Feb. 2, 2020

Average RPI Win:	256	WON-LOST	WINNING	LAST 10	STRENGTH OF	OPP. STRENGTH	TEAM	ADJ.	CONF.	ADJ CONF.
Average RPI Loss:	129	RECORD	PCT. RANK	GAMES	SCHEDULE	OF SCHEDULE	RPI	RPI	RPI	RPI
DIV. I ONLY	9- 9	180	5-5	137	300	185	185	18	18	
DIV. I NON-CONF.	3- 4	201	0	19	325	109	109	17	17	
TOTALS	RPI 1-25	RPI 26-50	W-L RECORDS	RPI 51-100	RPI 101-150	RPI 150+				
9- 9	0- 0	0- 2	OVERALL	0- 2	0- 1	9- 4				
5- 5	0- 0	0- 1	HOME	0- 2	0- 0	5- 2				
4- 3	0- 0	0- 1	AWAY	0- 0	0- 1	4- 1				
0- 1	0- 0	0- 0	NEUTRAL	0- 0	0- 0	0- 1				
3- 4	0- 0	0- 2	NON-CONFERENCE	0- 1	0- 0	3- 1				
1- 2	0- 0	0- 1	HOME	0- 1	0- 0	1- 0				
2- 1	0- 0	0- 1	AWAY	0- 0	0- 0	2- 0				
0- 1	0- 0	0- 0	NEUTRAL	0- 0	0- 0	0- 1				
6- 5	0- 0	0- 0	CONFERENCE	0- 1	0- 1	6- 3				
4- 3	0- 0	0- 0	HOME	0- 1	0- 0	4- 2				
2- 2	0- 0	0- 0	AWAY	0- 0	0- 1	2- 1				
0- 0	0- 0	0- 0	NEUTRAL	0- 0	0- 0	0- 0				

RPI S	Opponent	Score	RPI S	Opponent	Score	RPI S	Opponent	Score	RPI S	Opponent	Score	Team's RPI: 185
27	H Arizona	42 77	70	H Fresno St.	63 76	106	A Idaho	51 52				
47	A South Dakota	64 96	95	H Montana St.	61 66	157	A Northern Ariz.	79 71				
						180	N Santa Clara	58 68				
						186	A Portland St.	65 78				
						186	H Portland St.	62 55				
						217	H Southern Utah	81 74				
						221	H Northern Colo.	58 67				
						231	H Idaho St.	53 67				
						233	A Cal St. Fullerton	71 69				
						250	H Grand Canyon	72 67				
						308	H Eastern Wash.	92 54				
						309	A Sacramento St.	64 60				
						316	H Weber St.	85 57				
						324	A Utah Valley	63 52				
LAST 10 Division I												
95	H Montana St.	61 66	186	A Portland St.	65 78							
186	H Portland St.	62 55	308	H Eastern Wash.	92 54							
316	H Weber St.	85 57	221	H Northern Colo.	58 67							
231	H Idaho St.	53 67	217	H Southern Utah	81 74							
106	A Idaho	51 52	309	A Sacramento St.	64 60							

Non-Div I Games: Mont. St.-Northern 98 45 Mont. St. Billings 70 53

Montana

Loss, Non-Conf, S Site, H Home A Away N Neutral

Average RPI Win:	237	WON-LOST	WINNING	LAST 10	STRENGTH OF	OPP. STRENGTH	TEAM	ADJ.	CONF.	ADJ CONF.
Average RPI Loss:	70	RECORD	PCT. RANK	GAMES	SCHEDULE	OF SCHEDULE	RPI	RPI	RPI	RPI
DIV. I ONLY	11- 6	91	9-1	130	188	95	95	18	18	
DIV. I NON-CONF.	2- 5	259	0	9	71	121	121	17	17	
TOTALS	RPI 1-25	RPI 26-50	W-L RECORDS	RPI 51-100	RPI 101-150	RPI 150+				
11- 6	0- 2	0- 0	OVERALL	0- 2	0- 1	11- 1				
5- 2	0- 1	0- 0	HOME	0- 0	0- 1	5- 0				
6- 2	0- 0	0- 0	AWAY	0- 2	0- 0	6- 0				
0- 2	0- 1	0- 0	NEUTRAL	0- 0	0- 0	0- 1				
2- 5	0- 2	0- 0	NON-CONFERENCE	0- 2	0- 0	2- 1				
1- 1	0- 1	0- 0	HOME	0- 0	0- 0	1- 0				
1- 2	0- 0	0- 0	AWAY	0- 2	0- 0	1- 0				
0- 2	0- 1	0- 0	NEUTRAL	0- 0	0- 0	0- 1				
9- 1	0- 0	0- 0	CONFERENCE	0- 0	0- 1	9- 0				
4- 1	0- 0	0- 0	HOME	0- 0	0- 1	4- 0				
5- 0	0- 0	0- 0	AWAY	0- 0	0- 0	5- 0				
0- 0	0- 0	0- 0	NEUTRAL	0- 0	0- 0	0- 0				

RPI 1-25				RPI 26-50				RPI 51-100 Team's RPI: 95				RPI 101+			
RPI	S	Opponent	Score	RPI	S	Opponent	Score	RPI	S	Opponent	Score	RPI	S	Opponent	Score
6	H	Gonzaga	55 70					54	A	Minnesota	60 71	106	H	Idaho	68 69
18	N	Texas A&M	67 78					68	A	South Dakota St.	50 60	157	A	Northern Ariz.	72 64
												167	N	Wichita St.	64 66
												169	H	UC Davis	77 65
												185	A	Montana	66 61
												186	A	Portland St.	73 62
												217	H	Southern Utah	91 65
												221	H	Northern Colo.	91 58
												231	H	Idaho St.	67 59
												308	A	Eastern Wash.	89 85
												309	A	Sacramento St.	85 48
												313	A	Seattle U	73 65
												316	H	Weber St.	81 52
LAST 10 Division I															
185	A	Montana	66 61	106	H	Idaho	68 69								
231	H	Idaho St.	67 59	217	H	Southern Utah	91 65								
316	H	Weber St.	81 52	221	H	Northern Colo.	91 58								
308	A	Eastern Wash.	89 85	157	A	Northern Ariz.	72 64								
186	A	Portland St.	73 62	309	A	Sacramento St.	85 48								

Non-Div I Games: Carroll (MT) 67 33 Mont. St.-Northern 93 34

Montana St.

Loss, Non-Conf, S Site, H Home A Away N Neutral

Average RPI Win:	292	WON-LOST	WINNING	LAST 10	STRENGTH OF	OPP. STRENGTH	TEAM	ADJ.	CONF.	ADJ CONF.
Average RPI Loss:	128	RECORD	PCT. RANK	GAMES	SCHEDULE	OF SCHEDULE	RPI	RPI	RPI	RPI
DIV. I ONLY	6- 14	278	4-6	113	293	253	253	20	20	
DIV. I NON-CONF.	2- 8	295	0	75	181	256	256	23	23	
TOTALS	RPI 1-25	RPI 26-50	W-L RECORDS	RPI 51-100	RPI 101-150	RPI 150+				
6- 14	0- 2	0- 0	OVERALL	0- 3	0- 3	6- 6				
4- 6	0- 0	0- 0	HOME	0- 1	0- 2	4- 3				
2- 8	0- 2	0- 0	AWAY	0- 2	0- 1	2- 3				
0- 0	0- 0	0- 0	NEUTRAL	0- 0	0- 0	0- 0				
2- 8	0- 2	0- 0	NON-CONFERENCE	0- 1	0- 2	2- 3				
2- 2	0- 0	0- 0	HOME	0- 0	0- 1	2- 1				
0- 6	0- 2	0- 0	AWAY	0- 1	0- 1	0- 2				
0- 0	0- 0	0- 0	NEUTRAL	0- 0	0- 0	0- 0				
4- 6	0- 0	0- 0	CONFERENCE	0- 2	0- 1	4- 3				
2- 4	0- 0	0- 0	HOME	0- 1	0- 1	2- 2				
2- 2	0- 0	0- 0	AWAY	0- 1	0- 0	2- 1				
0- 0	0- 0	0- 0	NEUTRAL	0- 0	0- 0	0- 0				

RPI 1-25				RPI 26-50				RPI 51-100				RPI 101+ Team's RPI: 253			
RPI	S	Opponent	Score	RPI	S	Opponent	Score	RPI	S	Opponent	Score	RPI	S	Opponent	Score
5	A	Baylor	47 94					63	A	Belmont	62 71	102	A	Michigan St.	48 93
24	A	Kentucky	54 79					69	H	UT Martin	64 82	127	H	N.C. A&T	56 74
								77	A	Dayton	41 58	137	H	Southeast Mo. St.	61 67
												160	A	Valparaiso	53 55
												163	A	Tennessee Tech	75 82
												163	H	Tennessee Tech	55 75
												226	A	Bowling Green	65 79
												227	H	Eastern Ill.	51 57
												230	H	Radford	73 62
												247	H	Saint Francis (PA)	65 54
												254	H	Stetson	55 58
												305	A	Jacksonville St.	69 55
												305	H	Jacksonville St.	67 48
												327	H	SIUE	75 69
												340	A	Tennessee St.	84 47
LAST 10 Division I															
69	H	UT Martin	64 82	340	A	Tennessee St.	84 47								
137	H	Southeast Mo. St.	61 67	227	H	Eastern Ill.	51 57								
305	A	Jacksonville St.	69 55	327	H	SIUE	75 69								
163	A	Tennessee Tech	75 82	163	H	Tennessee Tech	55 75								
63	A	Belmont	62 71	305	H	Jacksonville St.	67 48								

Non-Div I Games: Asbury 107 55 Midway 107 55

Morehead St.

Loss, Non-Conf, S Site, H Home A Away N Neutral

Average RPI Win:	284	WON-LOST	WINNING	LAST 10	STRENGTH OF	OPP. STRENGTH	TEAM	ADJ.	CONF.	ADJ CONF.
Average RPI Loss:	190	RECORD	PCT. RANK	GAMES	SCHEDULE	OF SCHEDULE	RPI	RPI	RPI	RPI
DIV. I ONLY	9- 11	205	7-3	314	312	232	232	29	29	
DIV. I NON-CONF.	2- 9	304	0-1	257	229	309	309	30	30	
TOTALS	RPI 1-25	RPI 26-50	W-L RECORDS	RPI 51-100	RPI 101-150	RPI 150+				
9- 11	0- 0	0- 2	OVERALL	0- 2	1- 0	8- 7				
4- 0	0- 0	0- 0	HOME	0- 0	1- 0	3- 0				
5- 9	0- 0	0- 2	AWAY	0- 1	0- 0	5- 6				
0- 2	0- 0	0- 0	NEUTRAL	0- 1	0- 0	0- 1				
2- 9	0- 0	0- 2	NON-CONFERENCE	0- 2	0- 0	2- 5				
1- 0	0- 0	0- 0	HOME	0- 0	0- 0	1- 0				
1- 7	0- 0	0- 2	AWAY	0- 1	0- 0	1- 4				
0- 2	0- 0	0- 0	NEUTRAL	0- 1	0- 0	0- 1				
7- 2	0- 0	0- 0	CONFERENCE	0- 0	1- 0	6- 2				
3- 0	0- 0	0- 0	HOME	0- 0	1- 0	2- 0				
4- 2	0- 0	0- 0	AWAY	0- 0	0- 0	4- 2				
0- 0	0- 0	0- 0	NEUTRAL	0- 0	0- 0	0- 0				

RPI S	Opponent	Score	RPI S	Opponent	Score	RPI S	Opponent	Score	RPI S	Opponent	Score	Team's RPI: 232
36	A Marquette	48 70	73	A Nebraska	55 78	127	H N.C. A&T	42 38	151	A Bethune-Cookman	65 74	
40	A Michigan	48 80	84	N Stony Brook	56 63	196	N Akron	45 52	258	A Marshall	57 52	
						260	A Delaware St.	61 69	263	A Howard	68 52	
						263	H Howard	74 67	276	H Texas St.	72 62	
						296	A Omaha	64 70	302	A UMBC	63 65	
						312	A Hofstra	39 51	323	A UMES	55 44	
						336	A Saint Peter's	77 78	343	A Coppin St.	47 42	
						349	A Florida A&M	59 47	350	H South Carolina St.	77 47	
LAST 10 Division I												
263	A Howard	68 52	151	A Bethune-Cookman	65 74							
323	A UMES	55 44	349	A Florida A&M	59 47							
343	A Coppin St.	47 42	350	H South Carolina St.	77 47							
127	H N.C. A&T	42 38	260	A Delaware St.	61 69							
263	H Howard	74 67	196	N Akron	45 52							

Non-Div I Games: Washington Adventis84 52 Notre Dame (MD) 113 34

Morgan St.

Average RPI Win:	283	WON-LOST	WINNING	LAST 10	STRENGTH OF	OPP. STRENGTH	TEAM	ADJ.	CONF.	ADJ CONF.
Average RPI Loss:	156	RECORD	PCT. RANK	GAMES	SCHEDULE	OF SCHEDULE	RPI	RPI	RPI	RPI
DIV. I ONLY	10- 9	161	7-3	301	251	225	225	30	30	
DIV. I NON-CONF.	4- 7	225	1-1	148	131	192	192	29	29	
TOTALS	RPI 1-25	RPI 26-50	W-L RECORDS	RPI 51-100	RPI 101-150	RPI 150+				
10- 9	0- 2	0- 1	OVERALL	0- 0	1- 1	9- 5				
6- 2	0- 0	0- 0	HOME	0- 0	0- 1	6- 1				
3- 6	0- 2	0- 1	AWAY	0- 0	0- 0	3- 3				
1- 1	0- 0	0- 0	NEUTRAL	0- 0	1- 0	0- 1				
4- 7	0- 2	0- 1	NON-CONFERENCE	0- 0	1- 1	3- 3				
2- 1	0- 0	0- 0	HOME	0- 0	0- 1	2- 0				
1- 5	0- 2	0- 1	AWAY	0- 0	0- 0	1- 2				
1- 1	0- 0	0- 0	NEUTRAL	0- 0	1- 0	0- 1				
6- 2	0- 0	0- 0	CONFERENCE	0- 0	0- 0	6- 2				
4- 1	0- 0	0- 0	HOME	0- 0	0- 0	4- 1				
2- 1	0- 0	0- 0	AWAY	0- 0	0- 0	2- 1				
0- 0	0- 0	0- 0	NEUTRAL	0- 0	0- 0	0- 0				

RPI 1-25				RPI 26-50				RPI 51-100				RPI 101+ Team's RPI: 225			
RPI	S	Opponent	Score	RPI	S	Opponent	Score	RPI	S	Opponent	Score	RPI	S	Opponent	Score
14	A	Indiana	52 75	30	A	Old Dominion	34 85					132	N	Richmond	75 67
24	A	Kentucky	44 67									141	H	Lehigh	65 66
												156	N	Hampton	60 68
												193	A	Towson	57 73
												206	A	Merrimack	55 76
												230	A	Radford	75 58
												268	H	Wagner	78 63
												269	H	Loyola Maryland	81 75
												302	H	UMBC	71 61
												307	H	St. Francis Brooklyn	69 60
												318	A	Bryant	76 70
												318	H	Bryant	67 72
												323	A	UMES	76 78
												331	A	Fairleigh Dickinson	69 61
												333	H	LIU Brooklyn	75 57
												344	H	Central Conn. St.	72 64
LAST 10 Division I															
331	A	Fairleigh Dickinson	69 61	318	A	Bryant	76 70								
318	H	Bryant	67 72	333	H	LIU Brooklyn	75 57								
307	H	St. Francis Brooklyn	69 60	268	H	Wagner	78 63								
344	H	Central Conn. St.	72 64	30	A	Old Dominion	34 85								
206	A	Merrimack	55 76	132	N	Richmond	75 67								

Non-Div I Games: Frostburg St. 94 40

Mt. St. Mary's

■ Loss,
 ■ Non-Conf,
 ■ S Site,
 ■ H Home
 ■ A Away
 N Neutral

Average RPI Win:	273	WON-LOST	WINNING	LAST 10	STRENGTH OF	OPP. STRENGTH	TEAM	ADJ.	CONF.	ADJ CONF.
Average RPI Loss:	105	RECORD	PCT. RANK	GAMES	SCHEDULE	OF SCHEDULE	RPI	RPI	RPI	RPI
DIV. I ONLY	9- 10	194	4-6	223	227	207	207	20	20	
DIV. I NON-CONF.	5- 4	140	0	287	112	166	166	23	23	
TOTALS	RPI 1-25	RPI 26-50	W-L RECORDS	RPI 51-100	RPI 101-150	RPI 150+				
9- 10	0- 2	0- 0	OVERALL	0- 4	1- 2	8- 2				
6- 3	0- 0	0- 0	HOME	0- 2	1- 1	5- 0				
3- 7	0- 2	0- 0	AWAY	0- 2	0- 1	3- 2				
0- 0	0- 0	0- 0	NEUTRAL	0- 0	0- 0	0- 0				
5- 4	0- 2	0- 0	NON-CONFERENCE	0- 1	0- 1	5- 0				
2- 1	0- 0	0- 0	HOME	0- 0	0- 1	2- 0				
3- 3	0- 2	0- 0	AWAY	0- 1	0- 0	3- 0				
0- 0	0- 0	0- 0	NEUTRAL	0- 0	0- 0	0- 0				
4- 6	0- 0	0- 0	CONFERENCE	0- 3	1- 1	3- 2				
4- 2	0- 0	0- 0	HOME	0- 2	1- 0	3- 0				
0- 4	0- 0	0- 0	AWAY	0- 1	0- 1	0- 2				
0- 0	0- 0	0- 0	NEUTRAL	0- 0	0- 0	0- 0				

RPI 1-25				RPI 26-50				RPI 51-100				RPI 101+ Team's RPI: 207			
RPI	S	Opponent	Score	RPI	S	Opponent	Score	RPI	S	Opponent	Score	RPI	S	Opponent	Score
3	A	Louisville	40 76					63	H	Belmont	56 86	137	A	Southeast Mo. St.	73 88
13	A	Mississippi St.	43 124					69	A	UT Martin	56 98	137	H	Southeast Mo. St.	70 62
								69	H	UT Martin	64 89	145	H	Samford	56 84
								79	A	Southern Ill.	66 76	163	A	Tennessee Tech	72 77
												201	H	Arkansas St.	77 62
												227	H	Eastern Ill.	92 87
												266	A	Lipscomb	67 57
												280	H	Indiana St.	70 62
												305	A	Jacksonville St.	51 68
												326	A	Evansville	61 59
												327	H	SIUE	74 60
												340	H	Tennessee St.	100 62
												351	A	Mississippi Val.	72 66
LAST 10 Division I															
327	H	SIUE	74 60	69	A	UT Martin	56 98								
227	H	Eastern Ill.	92 87	163	A	Tennessee Tech	72 77								
340	H	Tennessee St.	100 62	305	A	Jacksonville St.	51 68								
63	H	Belmont	56 86	137	H	Southeast Mo. St.	70 62								
137	A	Southeast Mo. St.	73 88	69	H	UT Martin	64 89								

Non-Div I Games: Cumberland (TN) 93 60 Christian Bros. 95 59

Murray St.

Average RPI Win:	238	WON-LOST	WINNING	LAST 10	STRENGTH OF	OPP. STRENGTH	TEAM	ADJ.	CONF.	ADJ CONF.
Average RPI Loss:	122	RECORD	PCT. RANK	GAMES	SCHEDULE	OF SCHEDULE	RPI	RPI	RPI	RPI
DIV. I ONLY	12- 6	74	8-2	271	139	127	127	29	29	
DIV. I NON-CONF.	6- 4	123	2-0	137	35	69	69	30	30	
TOTALS	RPI 1-25	RPI 26-50	W-L RECORDS	RPI 51-100	RPI 101-150	RPI 150+				
12- 6	0- 1	0- 0	OVERALL	0- 2	1- 0	11- 3				
5- 1	0- 0	0- 0	HOME	0- 0	0- 0	5- 1				
6- 4	0- 1	0- 0	AWAY	0- 1	1- 0	5- 2				
1- 1	0- 0	0- 0	NEUTRAL	0- 1	0- 0	1- 0				
6- 4	0- 1	0- 0	NON-CONFERENCE	0- 2	1- 0	5- 1				
2- 0	0- 0	0- 0	HOME	0- 0	0- 0	2- 0				
3- 3	0- 1	0- 0	AWAY	0- 1	1- 0	2- 1				
1- 1	0- 0	0- 0	NEUTRAL	0- 1	0- 0	1- 0				
6- 2	0- 0	0- 0	CONFERENCE	0- 0	0- 0	6- 2				
3- 1	0- 0	0- 0	HOME	0- 0	0- 0	3- 1				
3- 1	0- 0	0- 0	AWAY	0- 0	0- 0	3- 1				
0- 0	0- 0	0- 0	NEUTRAL	0- 0	0- 0	0- 0				

RPI 1-25				RPI 26-50				RPI 51-100				RPI 101+ Team's RPI: 127			
RPI	S	Opponent	Score	RPI	S	Opponent	Score	RPI	S	Opponent	Score	RPI	S	Opponent	Score
16	A	NC State	44 80					60	N	Miami (FL)	67 68	108	A	VCU	69 58
								78	A	Georgia	54 72	151	H	Bethune-Cookman	58 69
												152	H	UNC Greensboro	57 48
												174	A	Clemson	82 74
												176	H	Norfolk St.	53 39
												196	A	Akron	52 64
												201	N	Arkansas St.	55 50
												232	A	Morgan St.	38 42
												253	A	Morehead St.	74 56
												260	A	Delaware St.	69 45
												260	H	Delaware St.	58 53
												261	H	ETSU	80 69
												323	A	UMES	67 31
												343	A	Coppin St.	84 38
												349	H	Florida A&M	71 44
LAST 10 Division I															
176	H	Norfolk St.	53 39	260	A	Delaware St.	69 45								
260	H	Delaware St.	58 53	323	A	UMES	67 31								
151	H	Bethune-Cookman	58 69	349	H	Florida A&M	71 44								
232	A	Morgan St.	38 42	108	A	VCU	69 58								
343	A	Coppin St.	84 38	174	A	Clemson	82 74								

Non-Div I Games: Saint Augustine's 75 44 Johnson & Wales (NC121 61

N.C. A&T

Loss, Non-Conf, S Site, H Home A Away N Neutral

N.C. Central

Through Games Of Feb. 2, 2020

Average RPI Win:	303	WON-LOST	WINNING	LAST 10	STRENGTH OF	OPP. STRENGTH	TEAM	ADJ.	CONF.	ADJ CONF.
Average RPI Loss:	198	RECORD	PCT. RANK	GAMES	SCHEDULE	OF SCHEDULE	RPI	RPI	RPI	RPI
DIV. I ONLY	5- 13	288	4-6	338	263	322	322	29	29	
DIV. I NON-CONF.	2- 9	304	1-2	205	219	305	305	30	30	
TOTALS	RPI 1-25	RPI 26-50	W-L RECORDS	RPI 51-100	RPI 101-150	RPI 150+				
5- 13	0- 1	0- 0	OVERALL	0- 1	1- 1	4- 10				
3- 4	0- 0	0- 0	HOME	0- 0	1- 0	2- 4				
2- 8	0- 1	0- 0	AWAY	0- 1	0- 1	2- 5				
0- 1	0- 0	0- 0	NEUTRAL	0- 0	0- 0	0- 1				
2- 9	0- 1	0- 0	NON-CONFERENCE	0- 1	1- 1	1- 6				
1- 3	0- 0	0- 0	HOME	0- 0	1- 0	0- 3				
1- 5	0- 1	0- 0	AWAY	0- 1	0- 1	1- 2				
0- 1	0- 0	0- 0	NEUTRAL	0- 0	0- 0	0- 1				
3- 4	0- 0	0- 0	CONFERENCE	0- 0	0- 0	3- 4				
2- 1	0- 0	0- 0	HOME	0- 0	0- 0	2- 1				
1- 3	0- 0	0- 0	AWAY	0- 0	0- 0	1- 3				
0- 0	0- 0	0- 0	NEUTRAL	0- 0	0- 0	0- 0				

RPI	S	Opponent	Score	RPI	S	Opponent	Score	RPI	S	Opponent	Score	RPI	S	Opponent	Score	Team's RPI: 322
12	A	Iowa	50 102					58	A	North Carolina	53 92	128	A	California	69 90	
												134	H	Campbell	67 64	
												151	A	Bethune-Cookman	52 73	
												182	N	Penn St.	68 92	
												199	A	CSU Bakersfield	71 80	
												210	H	High Point	58 78	
												245	A	Col. of Charleston	78 85	
												257	H	Winthrop	46 56	
												260	A	Delaware St.	54 64	
												260	H	Delaware St.	60 64	
												283	H	FIU	58 59	
												323	A	UMES	63 65	
												333	A	LIU Brooklyn	61 59	
												349	A	Florida A&M	71 70	
												349	H	Florida A&M	66 57	
												350	H	South Carolina St.	90 49	
LAST 10 Division I																
350	H	South Carolina St.	90 49	260	A	Delaware St.	54 64	349	H	Florida A&M	66 57	333	A	LIU Brooklyn	61 59	
260	H	Delaware St.	60 64	349	A	Florida A&M	66 57	12	A	Iowa	50 102	58	A	North Carolina	53 92	
349	A	Florida A&M	71 70													
151	A	Bethune-Cookman	52 73													
323	A	UMES	63 65													

Non-Div I Games: Washington Adventis83 48 Lincoln (PA) 53 68

N.C. Central

Loss, Non-Conf, S Site, H Home A Away N Neutral

Average RPI Win:	132	WON-LOST	WINNING	LAST 10	STRENGTH OF	OPP. STRENGTH	TEAM	ADJ.	CONF.	ADJ CONF.
Average RPI Loss:	58	RECORD	PCT. RANK	GAMES	SCHEDULE	OF SCHEDULE	RPI	RPI	RPI	RPI
DIV. I ONLY	21- 1	2	9-1	109	20	16	16	5	5	
DIV. I NON-CONF.	11- 0	1	0	180	57	18	18	3	3	
TOTALS	RPI 1-25	RPI 26-50	W-L RECORDS	RPI 51-100	RPI 101-150	RPI 150+				
21- 1	2- 0	4- 0	OVERALL	3- 1	2- 0	10- 0				
12- 0	2- 0	2- 0	HOME	2- 0	1- 0	5- 0				
7- 1	0- 0	1- 0	AWAY	1- 1	1- 0	4- 0				
2- 0	0- 0	1- 0	NEUTRAL	0- 0	0- 0	1- 0				
11- 0	1- 0	1- 0	NON-CONFERENCE	0- 0	1- 0	8- 0				
7- 0	1- 0	0- 0	HOME	0- 0	1- 0	5- 0				
2- 0	0- 0	0- 0	AWAY	0- 0	0- 0	2- 0				
2- 0	0- 0	1- 0	NEUTRAL	0- 0	0- 0	1- 0				
10- 1	1- 0	3- 0	CONFERENCE	3- 1	1- 0	2- 0				
5- 0	1- 0	2- 0	HOME	2- 0	0- 0	0- 0				
5- 1	0- 0	1- 0	AWAY	1- 1	1- 0	2- 0				
0- 0	0- 0	0- 0	NEUTRAL	0- 0	0- 0	0- 0				

RPI 1-25				Team's RPI: 16		RPI 26-50				RPI 51-100				RPI 101+			
RPI	S	Opponent	Score	RPI	S	Opponent	Score	RPI	S	Opponent	Score	RPI	S	Opponent	Score		
9	H	Maryland	66 59	34	H	Virginia Tech	76 69	58	A	North Carolina	60 66	105	A	Notre Dame	90 56		
23	H	Florida St.	68 51	37	N	Texas	84 73	58	H	North Carolina	76 68	127	H	N.C. A&T	80 44		
				42	A	Duke	63 60	61	A	Boston College	72 54	154	H	Elon	62 49		
				44	H	Virginia	80 60	93	H	Wake Forest	59 45	172	A	Saint Mary's (CA)	87 70		
												174	A	Clemson	79 60		
												192	A	Hawaii	68 59		
												211	H	Lamar University	81 40		
												219	H	Chattanooga	74 38		
												244	H	Maine	62 34		
												255	H	UNCW	80 40		
												256	N	North Texas	76 65		
												271	A	Pittsburgh	88 44		
LAST 10 Division I																	
				42	A	Duke	63 60	23	H	Florida St.	68 51						
				174	A	Clemson	79 60	105	A	Notre Dame	90 56						
				58	H	North Carolina	76 68	58	A	North Carolina	60 66						
				271	A	Pittsburgh	88 44	44	H	Virginia	80 60						
				93	H	Wake Forest	59 45	34	H	Virginia Tech	76 69						

Non-Div I Games:

NC State

■ Loss,
 ■ Non-Conf, S Site,
 ■ Home
 ■ Away
 N Neutral

Average RPI Win:	330	WON-LOST	WINNING	LAST 10	STRENGTH OF	OPP. STRENGTH	TEAM	ADJ.	CONF.	ADJ CONF.
Average RPI Loss:	182	RECORD	PCT. RANK	GAMES	SCHEDULE	OF SCHEDULE	RPI	RPI	RPI	RPI
DIV. I ONLY	3- 17	325	0-10	275	280	330	330	16	16	
DIV. I NON-CONF.	3- 10	282	0-3	292	340	324	324	16	16	
TOTALS	RPI 1-25	RPI 26-50	W-L RECORDS	RPI 51-100	RPI 101-150	RPI 150+				
3- 17	0- 0	0- 2	OVERALL	0- 2	0- 3	3- 10				
2- 6	0- 0	0- 0	HOME	0- 1	0- 2	2- 3				
1- 11	0- 0	0- 2	AWAY	0- 1	0- 1	1- 7				
0- 0	0- 0	0- 0	NEUTRAL	0- 0	0- 0	0- 0				
3- 10	0- 0	0- 1	NON-CONFERENCE	0- 1	0- 2	3- 6				
2- 3	0- 0	0- 0	HOME	0- 1	0- 1	2- 1				
1- 7	0- 0	0- 1	AWAY	0- 0	0- 1	1- 5				
0- 0	0- 0	0- 0	NEUTRAL	0- 0	0- 0	0- 0				
0- 7	0- 0	0- 1	CONFERENCE	0- 1	0- 1	0- 4				
0- 3	0- 0	0- 0	HOME	0- 0	0- 1	0- 2				
0- 4	0- 0	0- 1	AWAY	0- 1	0- 0	0- 2				
0- 0	0- 0	0- 0	NEUTRAL	0- 0	0- 0	0- 0				

RPI 1-25			RPI 26-50			RPI 51-100			RPI 101+			Team's RPI: 330
RPI	S	Opponent	Score	RPI	S	Opponent	Score	RPI	S	Opponent	Score	
29	A	FGCU	39 82	82	A	North Florida	48 71	103	H	Penn	51 85	
48	A	Colorado	57 80	83	H	Colgate	52 79	113	H	Liberty	53 67	
								140	A	Cornell	44 68	
								173	A	Columbia	43 99	
								187	A	Binghamton	40 75	
								189	A	Jacksonville	67 88	
								220	H	Kennesaw St.	64 77	
								254	A	Stetson	49 72	
								266	H	Lipscomb	57 65	
								268	A	Wagner	59 61	
								293	A	Vermont	59 65	
								307	H	St. Francis Brooklyn	88 69	
								314	A	Air Force	48 68	
								331	H	Fairleigh Dickinson	59 68	
								336	H	Saint Peter's	76 73	
								346	A	Hartford	61 52	
LAST 10 Division I												
254	A	Stetson	49 72	82	A	North Florida	48 71					
29	A	FGCU	39 82	113	H	Liberty	53 67					
266	H	Lipscomb	57 65	187	A	Binghamton	40 75					
220	H	Kennesaw St.	64 77	173	A	Columbia	43 99					
189	A	Jacksonville	67 88	293	A	Vermont	59 65					

Non-Div I Games:

NJIT

■ Loss,
 ■ Non-Conf,
 ■ S Site,
 ■ H Home
 ■ A Away
 N Neutral

Average RPI Win: 226	WON-LOST	WINNING	LAST 10	STRENGTH OF	OPP. STRENGTH	TEAM	ADJ.	CONF.	ADJ CONF.
Average RPI Loss: 168	RECORD	PCT. RANK	GAMES	SCHEDULE	OF SCHEDULE	RPI	RPI	RPI	RPI
DIV. I ONLY	6- 14	278	2-8	232	208	290	290	15	15
DIV. I NON-CONF.	4- 6	212	0	316	223	286	286	15	15
TOTALS	RPI 1-25	RPI 26-50	W-L RECORDS	RPI 51-100	RPI 101-150	RPI 150+			
6- 14	0- 0	0- 0	OVERALL	0- 3	0- 4	6- 7			
5- 5	0- 0	0- 0	HOME	0- 1	0- 2	5- 2			
1- 9	0- 0	0- 0	AWAY	0- 2	0- 2	1- 5			
0- 0	0- 0	0- 0	NEUTRAL	0- 0	0- 0	0- 0			
4- 6	0- 0	0- 0	NON-CONFERENCE	0- 1	0- 0	4- 5			
3- 1	0- 0	0- 0	HOME	0- 0	0- 0	3- 1			
1- 5	0- 0	0- 0	AWAY	0- 1	0- 0	1- 4			
0- 0	0- 0	0- 0	NEUTRAL	0- 0	0- 0	0- 0			
2- 8	0- 0	0- 0	CONFERENCE	0- 2	0- 4	2- 2			
2- 4	0- 0	0- 0	HOME	0- 1	0- 2	2- 1			
0- 4	0- 0	0- 0	AWAY	0- 1	0- 2	0- 1			
0- 0	0- 0	0- 0	NEUTRAL	0- 0	0- 0	0- 0			

RPI S	Opponent	Score	RPI S	Opponent	Score	RPI S	Opponent	Score	RPI S	Opponent	Score	Team's RPI: 290
						58	A North Carolina	40 80	122	A Holy Cross	43 57	
						74	H Bucknell	34 61	122	H Holy Cross	49 58	
						83	A Colgate	55 80	141	A Lehigh	40 70	
									141	H Lehigh	53 60	
									159	A Lafayette	52 79	
									162	H Boston U.	46 41	
									174	A Clemson	65 52	
									202	H La Salle	61 46	
									205	A Fairfield	52 66	
									208	A Saint Joseph's	40 49	
									220	H Kennesaw St.	82 62	
									237	H George Mason	58 67	
									244	A Maine	41 46	
									269	H Loyola Maryland	44 50	
									286	H Army West Point	57 45	
									293	A Vermont	56 64	
									314	H Air Force	67 59	
LAST 10 Division I												
			269	H Loyola Maryland	44 50	141	H Lehigh	53 60				
			122	A Holy Cross	43 57	83	A Colgate	55 80				
			286	H Army West Point	57 45	74	H Bucknell	34 61				
			162	H Boston U.	46 41	122	H Holy Cross	49 58				
			159	A Lafayette	52 79	141	A Lehigh	40 70				

Non-Div I Games: Stevenson 70 36

Navy

■ Loss,
 ■ Non-Conf,
 ■ S Site,
 ■ H Home
 ■ A Away
 N Neutral

Nebraska

Through Games Of Feb. 2, 2020

Average RPI Win:	163	WON-LOST	WINNING	LAST 10	STRENGTH OF	OPP. STRENGTH	TEAM	ADJ.	CONF.	ADJ CONF.
Average RPI Loss:	42	RECORD	PCT. RANK	GAMES	SCHEDULE	OF SCHEDULE	RPI	RPI	RPI	RPI
DIV. I ONLY	15- 7	69	4-6	90	29	73	73	2	2	
DIV. I NON-CONF.	10- 1	19	0	291	136	94	94	2	2	
TOTALS	RPI 1-25	RPI 26-50	W-L RECORDS	RPI 51-100	RPI 101-150	RPI 150+				
15- 7	1- 2	2- 3	OVERALL	2- 1	3- 1	7- 0				
11- 3	1- 1	2- 2	HOME	1- 0	1- 0	6- 0				
2- 4	0- 1	0- 1	AWAY	0- 1	2- 1	0- 0				
2- 0	0- 0	0- 0	NEUTRAL	1- 0	0- 0	1- 0				
10- 1	0- 0	1- 1	NON-CONFERENCE	1- 0	1- 0	7- 0				
7- 1	0- 0	1- 1	HOME	0- 0	0- 0	6- 0				
1- 0	0- 0	0- 0	AWAY	0- 0	1- 0	0- 0				
2- 0	0- 0	0- 0	NEUTRAL	1- 0	0- 0	1- 0				
5- 6	1- 2	1- 2	CONFERENCE	1- 1	2- 1	0- 0				
4- 2	1- 1	1- 1	HOME	1- 0	1- 0	0- 0				
1- 4	0- 1	0- 1	AWAY	0- 1	1- 1	0- 0				
0- 0	0- 0	0- 0	NEUTRAL	0- 0	0- 0	0- 0				

RPI	S	Opponent	Score	RPI	S	Opponent	Score	RPI	S	Opponent	Score	RPI	S	Opponent	Score
9	A	Maryland	69 87	26	H	Purdue	68 76	54	A	Minnesota	61 67	102	A	Michigan St.	70 78
12	H	Iowa	78 69	31	H	Creighton	74 79	54	H	Minnesota	72 58	107	A	Wisconsin	72 71
25	H	Ohio St.	74 80	40	H	Michigan	74 71	87	N	Southern California	67 54	107	H	Wisconsin	65 50
				42	H	Duke	83 79					149	A	Missouri	90 85
				45	A	Rutgers	65 69					218	H	Manhattan	71 51
												232	H	Morgan St.	78 55
												246	H	Southern U.	73 39
												252	H	Oral Roberts	77 67
												282	N	Sacred Heart	72 49
												284	H	Alabama A&M	68 46
												327	H	SIUE	63 49
LAST 10 Division I															
25	H	Ohio St.	74 80	9	A	Maryland	69 87								
54	A	Minnesota	61 67	45	A	Rutgers	65 69								
107	A	Wisconsin	72 71	107	H	Wisconsin	65 50								
26	H	Purdue	68 76	54	H	Minnesota	72 58								
40	H	Michigan	74 71	102	A	Michigan St.	70 78								

Non-Div I Games:

Nebraska

■ Loss,
 ■ Non-Conf,
 ■ S Site,
 ■ H Home
 ■ A Away
 N Neutral

Nevada

Average RPI Win: **286**
 Average RPI Loss: **166**

WON-LOST
RECORD

WINNING
PCT. RANK

LAST 10
GAMES

STRENGTH OF
SCHEDULE

OPP. STRENGTH
OF SCHEDULE

TEAM
RPI

ADJ.
RPI

CONF.
RPI

ADJ CONF.
RPI

DIV. I ONLY

9- 12

220

3-7

311

256

289

289

17

17

DIV. I NON-CONF.

6- 4

123

0

321

306

231

231

24

24

TOTALS

RPI 1-25

RPI 26-50

W-L RECORDS

RPI 51-100

RPI 101-150

RPI 150+

9- 12

0- 0

0- 0

OVERALL

0- 1

0- 5

9- 6

7- 4

0- 0

0- 0

HOME

0- 0

0- 3

7- 1

1- 8

0- 0

0- 0

AWAY

0- 1

0- 2

1- 5

1- 0

0- 0

0- 0

NEUTRAL

0- 0

0- 0

1- 0

6- 4

0- 0

0- 0

NON-CONFERENCE

0- 1

0- 2

6- 1

4- 1

0- 0

0- 0

HOME

0- 0

0- 1

4- 0

1- 3

0- 0

0- 0

AWAY

0- 1

0- 1

1- 1

1- 0

0- 0

0- 0

NEUTRAL

0- 0

0- 0

1- 0

3- 8

0- 0

0- 0

CONFERENCE

0- 0

0- 3

3- 5

3- 3

0- 0

0- 0

HOME

0- 0

0- 2

3- 1

0- 5

0- 0

0- 0

AWAY

0- 0

0- 1

0- 4

0- 0

0- 0

0- 0

NEUTRAL

0- 0

0- 0

0- 0

RPI 1-25

RPI 26-50

RPI 51-100

RPI 101+

Team's RPI: 289

RPI S Opponent Score

RPI S Opponent Score

RPI S Opponent Score

RPI S Opponent Score

87 A Southern California 47 50

101 A Boise St. 40 54

101 H Boise St. 72 83

104 A Utah 62 68

115 H SFA 65 80

136 H San Jose St. 70 72

172 H Saint Mary's (CA) 78 72

184 A UNLV 64 66

186 A Portland St. 75 80

191 A Wyoming 59 83

204 A New Mexico 67 87

242 H San Diego St. 70 69

270 A Colorado St. 70 75

270 H Colorado St. 74 63

294 H Utah St. 69 60

300 N UTRGV 62 57

309 H Sacramento St. 83 72

314 H Air Force 61 68

315 H Cal Poly 71 40

324 A Utah Valley 60 57

348 H Chicago St. 80 60

LAST 10 Division I

101 H Boise St. 72 83

191 A Wyoming 59 83

270 H Colorado St. 74 63

294 H Utah St. 69 60

204 A New Mexico 67 87

136 H San Jose St. 70 72

184 A UNLV 64 66

101 A Boise St. 40 54

242 H San Diego St. 70 69

270 A Colorado St. 70 75

N
e
v
a
d
aN
e
v
a
d
a

Non-Div I Games: Stanislaus St. 80 62

Nevada

Loss, Non-Conf, S Site, H Home A Away N Neutral

New Hampshire

Through Games Of Feb. 2, 2020

Average RPI Win:	319	WON-LOST	WINNING	LAST 10	STRENGTH OF	OPP. STRENGTH	TEAM	ADJ.	CONF.	ADJ CONF.
Average RPI Loss:	160	RECORD	PCT. RANK	GAMES	SCHEDULE	OF SCHEDULE	RPI	RPI	RPI	RPI
DIV. I ONLY	6- 14	278	4-6	220	306	272	272	27	27	
DIV. I NON-CONF.	2- 9	304	0-1	182	243	296	296	27	27	
TOTALS	RPI 1-25	RPI 26-50	W-L RECORDS	RPI 51-100	RPI 101-150	RPI 150+				
6- 14	0- 2	0- 0	OVERALL	0- 1	0- 2	6- 9				
2- 6	0- 0	0- 0	HOME	0- 1	0- 0	2- 5				
4- 8	0- 2	0- 0	AWAY	0- 0	0- 2	4- 4				
0- 0	0- 0	0- 0	NEUTRAL	0- 0	0- 0	0- 0				
2- 9	0- 2	0- 0	NON-CONFERENCE	0- 0	0- 2	2- 5				
1- 3	0- 0	0- 0	HOME	0- 0	0- 0	1- 3				
1- 6	0- 2	0- 0	AWAY	0- 0	0- 2	1- 2				
0- 0	0- 0	0- 0	NEUTRAL	0- 0	0- 0	0- 0				
4- 5	0- 0	0- 0	CONFERENCE	0- 1	0- 0	4- 4				
1- 3	0- 0	0- 0	HOME	0- 1	0- 0	1- 2				
3- 2	0- 0	0- 0	AWAY	0- 0	0- 0	3- 2				
0- 0	0- 0	0- 0	NEUTRAL	0- 0	0- 0	0- 0				

RPI 1-25				RPI 26-50				RPI 51-100				RPI 101+ Team's RPI: 272			
RPI	S	Opponent	Score	RPI	S	Opponent	Score	RPI	S	Opponent	Score	RPI	S	Opponent	Score
5	A	Baylor	29 97					84	H	Stony Brook	44 53	122	A	Holy Cross	61 82
19	A	Princeton	37 77									129	A	Massachusetts	65 67
												162	H	Boston U.	64 78
												170	A	Dartmouth	47 66
												187	H	Binghamton	53 63
												203	A	UMass Lowell	53 58
												203	H	UMass Lowell	53 66
												206	A	Merrimack	54 64
												224	H	Brown	68 76
												244	A	Maine	50 67
												287	H	North Dakota St.	61 67
												293	A	Vermont	59 51
												302	A	UMBC	72 63
												311	A	Albany (NY)	48 47
												318	A	Bryant	68 56
												344	H	Central Conn. St.	70 59
												346	H	Hartford	72 71
LAST 10 Division I															
203	H	UMass Lowell	53 66	84	H	Stony Brook	44 53								
293	A	Vermont	59 51	244	A	Maine	50 67								
187	H	Binghamton	53 63	346	H	Hartford	72 71								
302	A	UMBC	72 63	203	A	UMass Lowell	53 58								
311	A	Albany (NY)	48 47	19	A	Princeton	37 77								

Non-Div I Games: Wheaton (MA) 89 44

New Hampshire

Loss, Non-Conf, S Site, H Home A Away N Neutral

Average RPI Win:	238	WON-LOST	WINNING	LAST 10	STRENGTH OF	OPP. STRENGTH	TEAM	ADJ.	CONF.	ADJ CONF.
Average RPI Loss:	128	RECORD	PCT. RANK	GAMES	SCHEDULE	OF SCHEDULE	RPI	RPI	RPI	RPI
DIV. I ONLY	11- 12	188	3-7	155	185	204	204	17	17	
DIV. I NON-CONF.	8- 4	90	0-1	229	135	138	138	24	24	
TOTALS	RPI 1-25	RPI 26-50	W-L RECORDS	RPI 51-100	RPI 101-150	RPI 150+				
11- 12	0- 0	0- 2	OVERALL	0- 3	3- 3	8- 4				
7- 6	0- 0	0- 0	HOME	0- 2	2- 1	5- 3				
3- 5	0- 0	0- 1	AWAY	0- 1	0- 2	3- 1				
1- 1	0- 0	0- 1	NEUTRAL	0- 0	1- 0	0- 0				
8- 4	0- 0	0- 2	NON-CONFERENCE	0- 1	3- 0	5- 1				
5- 2	0- 0	0- 0	HOME	0- 1	2- 0	3- 1				
2- 1	0- 0	0- 1	AWAY	0- 0	0- 0	2- 0				
1- 1	0- 0	0- 1	NEUTRAL	0- 0	1- 0	0- 0				
3- 8	0- 0	0- 0	CONFERENCE	0- 2	0- 3	3- 3				
2- 4	0- 0	0- 0	HOME	0- 1	0- 1	2- 2				
1- 4	0- 0	0- 0	AWAY	0- 1	0- 2	1- 1				
0- 0	0- 0	0- 0	NEUTRAL	0- 0	0- 0	0- 0				

RPI 1-25				RPI 26-50				RPI 51-100				RPI 101+				Team's RPI: 204	
RPI	S	Opponent	Score	RPI	S	Opponent	Score	RPI	S	Opponent	Score	RPI	S	Opponent	Score		
				32	A	Arizona St.	47 84	70	A	Fresno St.	81 84	101	A	Boise St.	82 83		
				39	N	West Virginia	60 73	70	H	Fresno St.	78 84	131	H	Providence	86 68		
								76	H	Ball St.	57 70	136	A	San Jose St.	85 89		
												136	H	San Jose St.	80 81		
												148	H	Houston	81 71		
												149	N	Missouri	71 68		
												157	H	Northern Ariz.	83 76		
												184	H	UNLV	51 68		
												191	H	Wyoming	66 73		
												229	A	UTEP	93 78		
												242	A	San Diego St.	74 75		
												262	H	LMU (CA)	72 73		
												270	H	Colorado St.	73 62		
												289	H	Nevada	87 67		
												298	H	UC Riverside	80 70		
												314	A	Air Force	75 53		
												319	A	New Mexico St.	86 67		
												319	H	New Mexico St.	107 53		
LAST 10 Division I																	
				70	H	Fresno St.	78 84	270	H	Colorado St.	73 62						
				242	A	San Diego St.	74 75	314	A	Air Force	75 53						
				289	H	Nevada	87 67	70	A	Fresno St.	81 84						
				136	A	San Jose St.	85 89	136	H	San Jose St.	80 81						
				184	H	UNLV	51 68	76	H	Ball St.	57 70						

Non-Div I Games: Northern N.M. 92 44

New Mexico

■ Loss,
 ■ Non-Conf, S Site,
 ■ Home
 ■ Away
 N Neutral

Average RPI Win:	311	WON-LOST	WINNING	LAST 10	STRENGTH OF	OPP. STRENGTH	TEAM	ADJ.	CONF.	ADJ CONF.
Average RPI Loss:	217	RECORD	PCT. RANK	GAMES	SCHEDULE	OF SCHEDULE	RPI	RPI	RPI	RPI
DIV. I ONLY	6- 14	278	4-6	315	334	319	319	32	32	
DIV. I NON-CONF.	2- 10	313	0-2	262	289	327	327	32	32	
TOTALS	RPI 1-25	RPI 26-50	W-L RECORDS	RPI 51-100	RPI 101-150	RPI 150+				
6- 14	0- 0	0- 1	OVERALL	0- 0	0- 2	6- 11				
4- 6	0- 0	0- 1	HOME	0- 0	0- 0	4- 5				
2- 6	0- 0	0- 0	AWAY	0- 0	0- 1	2- 5				
0- 2	0- 0	0- 0	NEUTRAL	0- 0	0- 1	0- 1				
2- 10	0- 0	0- 1	NON-CONFERENCE	0- 0	0- 2	2- 7				
1- 5	0- 0	0- 1	HOME	0- 0	0- 0	1- 4				
1- 3	0- 0	0- 0	AWAY	0- 0	0- 1	1- 2				
0- 2	0- 0	0- 0	NEUTRAL	0- 0	0- 1	0- 1				
4- 4	0- 0	0- 0	CONFERENCE	0- 0	0- 0	4- 4				
3- 1	0- 0	0- 0	HOME	0- 0	0- 0	3- 1				
1- 3	0- 0	0- 0	AWAY	0- 0	0- 0	1- 3				
0- 0	0- 0	0- 0	NEUTRAL	0- 0	0- 0	0- 0				

RPI 1-25			RPI 26-50			RPI 51-100			RPI 101+			Team's RPI: 319
RPI	S	Opponent	Score	RPI	S	Opponent	Score	RPI	S	Opponent	Score	
				32	H	Arizona St.	47 70					
								121	A	Abilene Christian	54 67	
								150	N	Western Mich.	76 79	
								199	A	CSU Bakersfield	59 60	
								204	A	New Mexico	53 107	
								204	H	New Mexico	67 86	
								216	H	Pepperdine	69 72	
								229	A	UTEP	45 65	
								229	H	UTEP	57 63	
								248	A	UMKC	52 56	
								250	A	Grand Canyon	49 60	
								288	A	Denver	78 75	
								298	H	UC Riverside	58 60	
								300	H	UTRGV	76 75	
								301	H	California Baptist	57 56	
								313	H	Seattle U	83 65	
								316	H	Weber St.	77 47	
								324	H	Utah Valley	54 58	
								328	N	Georgia St.	51 59	
								348	A	Chicago St.	73 60	
LAST 10 Division I												
250	A	Grand Canyon	49 60	248	A	UMKC	52 56					
199	A	CSU Bakersfield	59 60	348	A	Chicago St.	73 60					
300	H	UTRGV	76 75	301	H	California Baptist	57 56					
313	H	Seattle U	83 65	121	A	Abilene Christian	54 67					
324	H	Utah Valley	54 58	32	H	Arizona St.	47 70					

Non-Div I Games: Western N.M. 75 56

New Mexico St.

■ Loss,
 ■ Non-Conf, S Site,
 ■ Home
 ■ Away
 N Neutral

Average RPI Win:	253	WON-LOST	WINNING	LAST 10	STRENGTH OF	OPP. STRENGTH	TEAM	ADJ.	CONF.	ADJ CONF.
Average RPI Loss:	128	RECORD	PCT. RANK	GAMES	SCHEDULE	OF SCHEDULE	RPI	RPI	RPI	RPI
DIV. I ONLY	9- 9	180	8-2	164	257	158	158	23	23	
DIV. I NON-CONF.	2- 5	259	1-0	67	148	171	171	20	20	
TOTALS	RPI 1-25	RPI 26-50	W-L RECORDS	RPI 51-100	RPI 101-150	RPI 150+				
9- 9	0- 1	0- 1	OVERALL	0- 1	1- 3	8- 3				
4- 3	0- 0	0- 0	HOME	0- 0	1- 2	3- 1				
5- 6	0- 1	0- 1	AWAY	0- 1	0- 1	5- 2				
0- 0	0- 0	0- 0	NEUTRAL	0- 0	0- 0	0- 0				
2- 5	0- 1	0- 1	NON-CONFERENCE	0- 1	0- 0	2- 2				
1- 1	0- 0	0- 0	HOME	0- 0	0- 0	1- 1				
1- 4	0- 1	0- 1	AWAY	0- 1	0- 0	1- 1				
0- 0	0- 0	0- 0	NEUTRAL	0- 0	0- 0	0- 0				
7- 4	0- 0	0- 0	CONFERENCE	0- 0	1- 3	6- 1				
3- 2	0- 0	0- 0	HOME	0- 0	1- 2	2- 0				
4- 2	0- 0	0- 0	AWAY	0- 0	0- 1	4- 1				
0- 0	0- 0	0- 0	NEUTRAL	0- 0	0- 0	0- 0				

RPI 1-25				RPI 26-50				RPI 51-100				RPI 101+ Team's RPI: 158			
RPI	S	Opponent	Score	RPI	S	Opponent	Score	RPI	S	Opponent	Score	RPI	S	Opponent	Score
21	A	LSU	49 83	41	A	Arkansas	52 82	56	A	Iowa St.	53 71	115	H	SFA	53 50
												121	A	Abilene Christian	62 76
												123	H	A&M-Corpus Christi	53 83
												143	H	Sam Houston St.	46 78
												153	H	Louisiana	60 65
												200	H	North Dakota	79 73
												211	A	Lamar University	62 57
												214	A	Central Ark.	49 37
												222	A	Southeastern La.	57 73
												275	A	Ole Miss	69 64
												276	A	Texas St.	49 51
												285	H	Nicholls St.	77 65
												304	A	Incarinate Word	67 55
												332	H	McNeese	78 59
												342	A	Northwestern St.	77 63
LAST 10 Division I															
				222	A	Southeastern La.	57 73	304	A	Incarinate Word	67 55				
				342	A	Northwestern St.	77 63	214	A	Central Ark.	49 37				
				285	H	Nicholls St.	77 65	115	H	SFA	53 50				
				123	H	A&M-Corpus Christi	53 83	211	A	Lamar University	62 57				
				332	H	McNeese	78 59	200	H	North Dakota	79 73				

Non-Div I Games: Pensacola Christian91 31 Tougaloo 91 69

New Orleans

■ Loss,
 ■ Non-Conf, S Site,
 ■ Home
 ■ Away
 N Neutral

Niagara

Through Games Of Feb. 2, 2020

Average RPI Win:	303	WON-LOST	WINNING	LAST 10	STRENGTH OF	OPP. STRENGTH	TEAM	ADJ.	CONF.	ADJ CONF.
Average RPI Loss:	151	RECORD	PCT. RANK	GAMES	SCHEDULE	OF SCHEDULE	RPI	RPI	RPI	RPI
DIV. I ONLY	7- 13	256	5-5	198	319	249	249	24	24	
DIV. I NON-CONF.	2- 7	288	0	190	314	272	272	25	25	
TOTALS	RPI 1-25	RPI 26-50	W-L RECORDS	RPI 51-100	RPI 101-150	RPI 150+				
7- 13	0- 0	0- 1	OVERALL	0- 6	0- 1	7- 5				
4- 3	0- 0	0- 0	HOME	0- 3	0- 0	4- 0				
3- 10	0- 0	0- 1	AWAY	0- 3	0- 1	3- 5				
0- 0	0- 0	0- 0	NEUTRAL	0- 0	0- 0	0- 0				
2- 7	0- 0	0- 1	NON-CONFERENCE	0- 2	0- 1	2- 3				
1- 1	0- 0	0- 0	HOME	0- 1	0- 0	1- 0				
1- 6	0- 0	0- 1	AWAY	0- 1	0- 1	1- 3				
0- 0	0- 0	0- 0	NEUTRAL	0- 0	0- 0	0- 0				
5- 6	0- 0	0- 0	CONFERENCE	0- 4	0- 0	5- 2				
3- 2	0- 0	0- 0	HOME	0- 2	0- 0	3- 0				
2- 4	0- 0	0- 0	AWAY	0- 2	0- 0	2- 2				
0- 0	0- 0	0- 0	NEUTRAL	0- 0	0- 0	0- 0				

RPI S	Opponent	Score	RPI S	Opponent	Score	RPI S	Opponent	Score	RPI S	Opponent	Score	Team's RPI: 249
			45 A Rutgers		37 87	80 A Marist		57 82	140 A Cornell		59 82	
						80 H Marist		67 94	187 A Binghamton		55 74	
						83 A Colgate		72 85	218 A Manhattan		65 68	
						86 A Rider		75 79	236 A Iona		63 57	
						86 H Rider		55 71	263 A Howard		42 91	
						92 H Buffalo		67 81	279 A Monmouth		73 70	
									281 H Oakland		77 63	
									291 A St. Bonaventure		67 71	
									306 A Siena		54 59	
									306 H Siena		68 61	
									336 H Saint Peter's		97 89	
									341 H Canisius		81 62	
									343 A Coppin St.		82 67	
LAST 10 Division I												
			80 A Marist		57 82	279 A Monmouth		73 70				
			306 A Siena		54 59	236 A Iona		63 57				
			341 H Canisius		81 62	80 H Marist		67 94				
			86 H Rider		55 71	306 H Siena		68 61				
			336 H Saint Peter's		97 89	218 A Manhattan		65 68				

Non-Div I Games:

Niagara

Loss, Non-Conf, S Site, H Home A Away N Neutral

Average RPI Win: 303	WON-LOST	WINNING	LAST 10	STRENGTH OF	OPP. STRENGTH	TEAM	ADJ.	CONF.	ADJ CONF.
Average RPI Loss: 146	RECORD	PCT. RANK	GAMES	SCHEDULE	OF SCHEDULE	RPI	RPI	RPI	RPI
DIV. I ONLY	4- 14	310	3-7	208	217	285	285	23	23
DIV. I NON-CONF.	1- 6	318	0	30	59	222	222	20	20
TOTALS	RPI 1-25	RPI 26-50	W-L RECORDS	RPI 51-100	RPI 101-150	RPI 150+			
4- 14	0- 3	0- 0	OVERALL	0- 2	0- 3	4- 6			
2- 3	0- 0	0- 0	HOME	0- 0	0- 1	2- 2			
2- 10	0- 3	0- 0	AWAY	0- 1	0- 2	2- 4			
0- 1	0- 0	0- 0	NEUTRAL	0- 1	0- 0	0- 0			
1- 6	0- 3	0- 0	NON-CONFERENCE	0- 2	0- 0	1- 1			
1- 0	0- 0	0- 0	HOME	0- 0	0- 0	1- 0			
0- 5	0- 3	0- 0	AWAY	0- 1	0- 0	0- 1			
0- 1	0- 0	0- 0	NEUTRAL	0- 1	0- 0	0- 0			
3- 8	0- 0	0- 0	CONFERENCE	0- 0	0- 3	3- 5			
1- 3	0- 0	0- 0	HOME	0- 0	0- 1	1- 2			
2- 5	0- 0	0- 0	AWAY	0- 0	0- 2	2- 3			
0- 0	0- 0	0- 0	NEUTRAL	0- 0	0- 0	0- 0			

RPI 1-25				RPI 26-50				RPI 51-100				RPI 101+ Team's RPI: 285			
RPI	S	Opponent	Score	RPI	S	Opponent	Score	RPI	S	Opponent	Score	RPI	S	Opponent	Score
14	A	Indiana	47 111					82	N	North Florida	61 64	121	H	Abilene Christian	84 95
21	A	LSU	32 63					98	A	Rice	47 71	123	A	A&M-Corpus Christi	49 55
22	A	TCU	47 72									143	A	Sam Houston St.	71 87
												158	A	New Orleans	65 77
												189	A	Jacksonville	55 72
												211	H	Lamar University	78 84
												214	H	Central Ark.	46 53
												222	A	Southeastern La.	67 65
												304	A	Incarinate Word	51 53
												310	A	Houston Baptist	84 78
												332	H	McNeese	79 63
												342	A	Northwestern St.	54 58
												347	H	La.-Monroe	74 59
LAST 10 Division I															
332	H	McNeese	79 63	222	A	Southeastern La.	67 65								
158	A	New Orleans	65 77	211	H	Lamar University	78 84								
310	A	Houston Baptist	84 78	143	A	Sam Houston St.	71 87								
214	H	Central Ark.	46 53	304	A	Incarinate Word	51 53								
342	A	Northwestern St.	54 58	121	H	Abilene Christian	84 95								

Non-Div I Games: Southern-N.O. 94 61 Paul Quinn 101 68

Nicholls St.

Loss, Non-Conf, S Site, H Home A Away N Neutral

Average RPI Win:	244	WON-LOST	WINNING	LAST 10	STRENGTH OF	OPP. STRENGTH	TEAM	ADJ.	CONF.	ADJ CONF.
Average RPI Loss:	145	RECORD	PCT. RANK	GAMES	SCHEDULE	OF SCHEDULE	RPI	RPI	RPI	RPI
DIV. I ONLY	11- 8	122	6-4	231	297	176	176	29	29	
DIV. I NON-CONF.	5- 7	205	0-3	99	220	170	170	30	30	
TOTALS	RPI 1-25	RPI 26-50	W-L RECORDS	RPI 51-100	RPI 101-150	RPI 150+				
11- 8	0- 0	0- 1	OVERALL	1- 0	0- 5	10- 2				
6- 3	0- 0	0- 0	HOME	0- 0	0- 2	6- 1				
4- 4	0- 0	0- 0	AWAY	0- 0	0- 3	4- 1				
1- 1	0- 0	0- 1	NEUTRAL	1- 0	0- 0	0- 0				
5- 7	0- 0	0- 1	NON-CONFERENCE	1- 0	0- 4	4- 2				
2- 3	0- 0	0- 0	HOME	0- 0	0- 2	2- 1				
2- 3	0- 0	0- 0	AWAY	0- 0	0- 2	2- 1				
1- 1	0- 0	0- 1	NEUTRAL	1- 0	0- 0	0- 0				
6- 1	0- 0	0- 0	CONFERENCE	0- 0	0- 1	6- 0				
4- 0	0- 0	0- 0	HOME	0- 0	0- 0	4- 0				
2- 1	0- 0	0- 0	AWAY	0- 0	0- 1	2- 0				
0- 0	0- 0	0- 0	NEUTRAL	0- 0	0- 0	0- 0				

RPI 1-25			RPI 26-50			RPI 51-100			RPI 101+			Team's RPI: 176
RPI	S	Opponent	Score	RPI	S	Opponent	Score	RPI	S	Opponent	Score	
				39	N	West Virginia	55 72	82	N	North Florida	57 54	
										113	H	Liberty 48 67
										127	A	N.C. A&T 39 53
										132	A	Richmond 69 77
										144	A	William & Mary 56 65
										147	H	Robert Morris 62 69
										151	H	Bethune-Cookman 61 51
										156	A	Hampton 77 56
										189	A	Jacksonville 71 64
										202	H	La Salle 52 55
										210	H	High Point 72 58
										258	A	Marshall 69 75
										263	A	Howard 83 80
										265	H	Longwood 49 46
										323	H	UMES 68 45
										343	A	Coppin St. 85 48
										349	H	Florida A&M 59 51
										350	H	South Carolina St. 76 42
LAST 10 Division I												
				127	A	N.C. A&T	39 53	343	A	Coppin St.	85 48	
				349	H	Florida A&M	59 51	151	H	Bethune-Cookman	61 51	
				350	H	South Carolina St.	76 42	132	A	Richmond	69 77	
				323	H	UMES	68 45	144	A	William & Mary	56 65	
				263	A	Howard	83 80	147	H	Robert Morris	62 69	

Non-Div I Games: Virginia-Lynchburg 123 48

Norfolk St.

Average RPI Win:	266	WON-LOST	WINNING	LAST 10	STRENGTH OF	OPP. STRENGTH	TEAM	ADJ.	CONF.	ADJ CONF.
Average RPI Loss:	109	RECORD	PCT. RANK	GAMES	SCHEDULE	OF SCHEDULE	RPI	RPI	RPI	RPI
DIV. I ONLY	12- 6	74	6-4	327	242	171	171	16	16	
DIV. I NON-CONF.	7- 3	80	1-1	349	323	243	243	16	16	
TOTALS	RPI 1-25	RPI 26-50	W-L RECORDS	RPI 51-100	RPI 101-150	RPI 150+				
12- 6	0- 1	0- 1	OVERALL	1- 1	1- 1	10- 2				
4- 2	0- 0	0- 1	HOME	1- 0	0- 1	3- 0				
4- 4	0- 1	0- 0	AWAY	0- 1	1- 0	3- 2				
4- 0	0- 0	0- 0	NEUTRAL	0- 0	0- 0	4- 0				
7- 3	0- 1	0- 0	NON-CONFERENCE	0- 1	0- 1	7- 0				
1- 1	0- 0	0- 0	HOME	0- 0	0- 1	1- 0				
2- 2	0- 1	0- 0	AWAY	0- 1	0- 0	2- 0				
4- 0	0- 0	0- 0	NEUTRAL	0- 0	0- 0	4- 0				
5- 3	0- 0	0- 1	CONFERENCE	1- 0	1- 0	3- 2				
3- 1	0- 0	0- 1	HOME	1- 0	0- 0	2- 0				
2- 2	0- 0	0- 0	AWAY	0- 0	1- 0	1- 2				
0- 0	0- 0	0- 0	NEUTRAL	0- 0	0- 0	0- 0				

RPI 1-25				RPI 26-50				RPI 51-100				RPI 101+ Team's RPI: 171			
RPI	S	Opponent	Score	RPI	S	Opponent	Score	RPI	S	Opponent	Score	RPI	S	Opponent	Score
12	A	Iowa	81 86	29	H	FGCU	63 74	56	A	Iowa St.	72 80	113	A	Liberty	76 71
								82	H	North Florida	54 51	145	H	Samford	63 79
												189	A	Jacksonville	56 67
												189	H	Jacksonville	76 65
												220	A	Kennesaw St.	56 59
												254	H	Stetson	68 57
												266	A	Lipscomb	84 72
												284	N	Alabama A&M	80 65
												297	N	UC Irvine	88 60
												327	N	SIUE	85 67
												334	A	Alabama St.	81 60
												340	A	Tennessee St.	88 63
												350	N	South Carolina St.	99 46
												351	H	Mississippi Val.	86 60
LAST 10 Division I															
189	A	Jacksonville	56 67	266	A	Lipscomb	84 72								
220	A	Kennesaw St.	56 59	189	H	Jacksonville	76 65								
254	H	Stetson	68 57	82	H	North Florida	54 51								
29	H	FGCU	63 74	56	A	Iowa St.	72 80								
113	A	Liberty	76 71	350	N	South Carolina St.	99 46								

Non-Div I Games: Virginia-Lynchburg 128 26 Oakwood 120 38

North Ala.

Loss, Non-Conf, S Site, H Home A Away N Neutral

North Carolina

Through Games Of Feb. 2, 2020

Average RPI Win:	172	WON-LOST	WINNING	LAST 10	STRENGTH OF	OPP. STRENGTH	TEAM	ADJ.	CONF.	ADJ CONF.
Average RPI Loss:	30	RECORD	PCT. RANK	GAMES	SCHEDULE	OF SCHEDULE	RPI	RPI	RPI	RPI
DIV. I ONLY	16- 6	49	6-4	124	13	58	58	5	5	
DIV. I NON-CONF.	9- 2	38	0	324	49	132	132	3	3	
TOTALS	RPI 1-25	RPI 26-50	W-L RECORDS	RPI 51-100	RPI 101-150	RPI 150+				
16- 6	1- 3	2- 2	OVERALL	3- 1	1- 0	9- 0				
11- 2	1- 1	1- 1	HOME	1- 0	0- 0	8- 0				
2- 4	0- 2	1- 1	AWAY	1- 1	0- 0	0- 0				
3- 0	0- 0	0- 0	NEUTRAL	1- 0	1- 0	1- 0				
9- 2	0- 0	0- 1	NON-CONFERENCE	1- 1	1- 0	7- 0				
6- 1	0- 0	0- 1	HOME	0- 0	0- 0	6- 0				
0- 1	0- 0	0- 0	AWAY	0- 1	0- 0	0- 0				
3- 0	0- 0	0- 0	NEUTRAL	1- 0	1- 0	1- 0				
7- 4	1- 3	2- 1	CONFERENCE	2- 0	0- 0	2- 0				
5- 1	1- 1	1- 0	HOME	1- 0	0- 0	2- 0				
2- 3	0- 2	1- 1	AWAY	1- 0	0- 0	0- 0				
0- 0	0- 0	0- 0	NEUTRAL	0- 0	0- 0	0- 0				

RPI S	Opponent	Score	RPI S	Opponent	Score	RPI S	Opponent	Score	RPI S	Opponent	Score
3	H Louisville	67 74	34	A Virginia Tech	70 76	53	N Temple	71 58	149	N Missouri	82 69
16	A NC State	68 76	35	H Yale	63 66	60	H Miami (FL)	78 58	154	H Elon	76 46
16	H NC State	66 60	44	A Virginia	65 47	71	A Alabama	77 83	161	H Illinois	85 60
23	A Florida St.	64 78	44	H Virginia	78 68	88	A Georgia Tech	67 60	174	H Clemson	86 72
Team's RPI: 58											
RPI 101+											
255 N UNCW											
271 H Pittsburgh											
290 H Navy											
322 H N.C. Central											
337 H Western Caro.											
339 H Charleston So.											
LAST 10 Division I											
174	H Clemson	86 72	60	H Miami (FL)	78 58						
44	H Virginia	78 68	23	A Florida St.	64 78						
16	A NC State	68 76	16	H NC State	66 60						
88	A Georgia Tech	67 60	34	A Virginia Tech	70 76						
3	H Louisville	67 74	44	A Virginia	65 47						

Non-Div I Games:

North Carolina

Loss, Non-Conf, S Site, H Home A Away N Neutral

North Dakota

Through Games Of Feb. 2, 2020

Average RPI Win:	270	WON-LOST	WINNING	LAST 10	STRENGTH OF	OPP. STRENGTH	TEAM	ADJ.	CONF.	ADJ CONF.
Average RPI Loss:	171	RECORD	PCT. RANK	GAMES	SCHEDULE	OF SCHEDULE	RPI	RPI	RPI	RPI
DIV. I ONLY	12- 8	110	5-5	336	220	200	200	19	19	
DIV. I NON-CONF.	7- 4	100	0-1	252	276	123	123	18	18	
TOTALS	RPI 1-25	RPI 26-50	W-L RECORDS	RPI 51-100	RPI 101-150	RPI 150+				
12- 8	0- 0	0- 1	OVERALL	0- 2	0- 0	12- 5				
5- 2	0- 0	0- 0	HOME	0- 1	0- 0	5- 1				
7- 6	0- 0	0- 1	AWAY	0- 1	0- 0	7- 4				
0- 0	0- 0	0- 0	NEUTRAL	0- 0	0- 0	0- 0				
7- 4	0- 0	0- 1	NON-CONFERENCE	0- 1	0- 0	7- 2				
2- 1	0- 0	0- 0	HOME	0- 1	0- 0	2- 0				
5- 3	0- 0	0- 1	AWAY	0- 0	0- 0	5- 2				
0- 0	0- 0	0- 0	NEUTRAL	0- 0	0- 0	0- 0				
5- 4	0- 0	0- 0	CONFERENCE	0- 1	0- 0	5- 3				
3- 1	0- 0	0- 0	HOME	0- 0	0- 0	3- 1				
2- 3	0- 0	0- 0	AWAY	0- 1	0- 0	2- 2				
0- 0	0- 0	0- 0	NEUTRAL	0- 0	0- 0	0- 0				

RPI S	Opponent	Score	RPI S	Opponent	Score	RPI S	Opponent	Score	RPI S	Opponent	Score	Team's RPI: 200
27	A Arizona	42 74	68	A South Dakota St.	64 99	158	A New Orleans	73 79				
			72	H Illinois St.	58 66	160	H Valparaiso	65 63				
						177	H Rhode Island	67 61				
						213	H Western Ill.	77 71				
						215	A SMU	51 66				
						240	A Milwaukee	66 58				
						250	A Grand Canyon	78 76				
						252	A Oral Roberts	52 75				
						287	A North Dakota St.	82 92				
						288	A Denver	90 82				
						288	H Denver	81 91				
						292	A Ga. Southern	69 56				
						296	H Omaha	63 57				
						320	A Purdue Fort Wayne	63 49				
						320	H Purdue Fort Wayne	91 85				
						339	A Charleston So.	73 57				
						350	A South Carolina St.	95 53				
LAST 10 Division I												
320	A Purdue Fort Wayne	63 49	252	A Oral Roberts	52 75							
213	H Western Ill.	77 71	296	H Omaha	63 57							
288	H Denver	81 91	320	H Purdue Fort Wayne	91 85							
287	A North Dakota St.	82 92	288	A Denver	90 82							
68	A South Dakota St.	64 99	158	A New Orleans	73 79							

Non-Div I Games: Northland 118 35 Mayville St. 83 52

North Dakota

Loss, Non-Conf, S Site, H Home A Away N Neutral

Average RPI Win:	270	WON-LOST	WINNING	LAST 10	STRENGTH OF	OPP. STRENGTH	TEAM	ADJ.	CONF.	ADJ CONF.
Average RPI Loss:	136	RECORD	PCT. RANK	GAMES	SCHEDULE	OF SCHEDULE	RPI	RPI	RPI	RPI
DIV. I ONLY	4- 15	312	3-7	178	140	287	287	19	19	
DIV. I NON-CONF.	1- 9	326	0-1	144	36	292	292	18	18	
TOTALS	RPI 1-25	RPI 26-50	W-L RECORDS	RPI 51-100	RPI 101-150	RPI 150+				
4- 15	0- 0	0- 2	OVERALL	0- 4	0- 2	4- 7				
2- 7	0- 0	0- 1	HOME	0- 1	0- 1	2- 4				
2- 8	0- 0	0- 1	AWAY	0- 3	0- 1	2- 3				
0- 0	0- 0	0- 0	NEUTRAL	0- 0	0- 0	0- 0				
1- 9	0- 0	0- 1	NON-CONFERENCE	0- 3	0- 2	1- 3				
0- 5	0- 0	0- 0	HOME	0- 1	0- 1	0- 3				
1- 4	0- 0	0- 1	AWAY	0- 2	0- 1	1- 0				
0- 0	0- 0	0- 0	NEUTRAL	0- 0	0- 0	0- 0				
3- 6	0- 0	0- 1	CONFERENCE	0- 1	0- 0	3- 4				
2- 2	0- 0	0- 1	HOME	0- 0	0- 0	2- 1				
1- 4	0- 0	0- 0	AWAY	0- 1	0- 0	1- 3				
0- 0	0- 0	0- 0	NEUTRAL	0- 0	0- 0	0- 0				

RPI 1-25				RPI 26-50				RPI 51-100				RPI 101+ Team's RPI: 287			
RPI	S	Opponent	Score	RPI	S	Opponent	Score	RPI	S	Opponent	Score	RPI	S	Opponent	Score
				31	A	Creighton	59 70	51	A	UNI	63 95	107	H	Wisconsin	63 64
				47	H	South Dakota	36 80	55	A	Bradley	64 70	130	A	Northeastern	61 72
								56	H	Iowa St.	58 86	160	H	Valparaiso	54 66
								68	A	South Dakota St.	52 60	183	H	Northern Ill.	68 74
												191	H	Wyoming	57 66
												200	H	North Dakota	92 82
												213	A	Western Ill.	79 86
												213	H	Western Ill.	78 79
												252	A	Oral Roberts	62 70
												272	A	New Hampshire	67 61
												288	A	Denver	82 91
												288	H	Denver	85 80
												320	A	Purdue Fort Wayne	58 44
LAST 10 Division I															
				213	A	Western Ill.	79 86	47	H	South Dakota	36 80				
				320	A	Purdue Fort Wayne	58 44	252	A	Oral Roberts	62 70				
				288	H	Denver	85 80	213	H	Western Ill.	78 79				
				68	A	South Dakota St.	52 60	288	A	Denver	82 91				
				200	H	North Dakota	92 82	107	H	Wisconsin	63 64				

Non-Div I Games: Waldorf 92 26 Mayville St. 97 59

North Dakota St.

North Florida

Through Games Of Feb. 2, 2020

Average RPI Win: 218	WON-LOST	WINNING	LAST 10	STRENGTH OF	OPP. STRENGTH	TEAM	ADJ.	CONF.	ADJ CONF.
Average RPI Loss: 83	RECORD	PCT. RANK	GAMES	SCHEDULE	OF SCHEDULE	RPI	RPI	RPI	RPI
DIV. I ONLY	11- 8	122	7-3	76	164	82	82	16	16
DIV. I NON-CONF.	5- 6	187	1-1	55	127	84	84	16	16

TOTALS	RPI 1-25	RPI 26-50	W-L RECORDS	RPI 51-100	RPI 101-150	RPI 150+
11- 8	0- 2	0- 1	OVERALL	1- 2	2- 1	8- 2
4- 1	0- 0	0- 1	HOME	0- 0	2- 0	2- 0
5- 5	0- 2	0- 0	AWAY	0- 1	0- 1	5- 1
2- 2	0- 0	0- 0	NEUTRAL	1- 1	0- 0	1- 1
5- 6	0- 2	0- 0	NON-CONFERENCE	1- 2	1- 1	3- 1
1- 0	0- 0	0- 0	HOME	0- 0	1- 0	0- 0
2- 4	0- 2	0- 0	AWAY	0- 1	0- 1	2- 0
2- 2	0- 0	0- 0	NEUTRAL	1- 1	0- 0	1- 1
6- 2	0- 0	0- 1	CONFERENCE	0- 0	1- 0	5- 1
3- 1	0- 0	0- 1	HOME	0- 0	1- 0	2- 0
3- 1	0- 0	0- 0	AWAY	0- 0	0- 0	3- 1
0- 0	0- 0	0- 0	NEUTRAL	0- 0	0- 0	0- 0

RPI S	Opponent	Score	RPI S	Opponent	Score	RPI S	Opponent	Score	RPI S	Opponent	Score
14	A Indiana	45 72	29	H FGCU	50 72	60	A Miami (FL)	55 78	107	A Wisconsin	62 75
23	A Florida St.	41 70				80	N Marist	54 69	113	H Liberty	65 50
						86	N Rider	80 70	122	H Holy Cross	80 60
									171	A North Ala.	51 54
									176	N Norfolk St.	54 57
									189	A Jacksonville	70 64
									220	A Kennesaw St.	64 55
									220	H Kennesaw St.	57 33
									266	A Lipscomb	68 60
									283	A FIU	64 49
									284	A Alabama A&M	73 64
									285	N Nicholls St.	64 61
									330	H NJIT	71 48

Non-Div I Games:	Warner	110 46	Edward Waters	80 51
------------------	--------	--------	---------------	-------

North Florida

Loss, Non-Conf, S Site, H Home A Away N Neutral

North Texas

Through Games Of Feb. 2, 2020

Average RPI Win:	226	WON-LOST	WINNING	LAST 10	STRENGTH OF	OPP. STRENGTH	TEAM	ADJ.	CONF.	ADJ CONF.
Average RPI Loss:	173	RECORD	PCT. RANK	GAMES	SCHEDULE	OF SCHEDULE	RPI	RPI	RPI	RPI
DIV. I ONLY	7- 11	241	4-6	206	213	256	256	13	13	
DIV. I NON-CONF.	4- 5	195	1-0	154	292	208	208	14	14	
TOTALS	RPI 1-25	RPI 26-50	W-L RECORDS	RPI 51-100	RPI 101-150	RPI 150+				
7- 11	0- 1	1- 1	OVERALL	0- 1	0- 1	6- 7				
5- 4	0- 0	1- 0	HOME	0- 1	0- 1	4- 2				
2- 5	0- 0	0- 0	AWAY	0- 0	0- 0	2- 5				
0- 2	0- 1	0- 1	NEUTRAL	0- 0	0- 0	0- 0				
4- 5	0- 1	0- 1	NON-CONFERENCE	0- 0	0- 1	4- 2				
3- 1	0- 0	0- 0	HOME	0- 0	0- 1	3- 0				
1- 2	0- 0	0- 0	AWAY	0- 0	0- 0	1- 2				
0- 2	0- 1	0- 1	NEUTRAL	0- 0	0- 0	0- 0				
3- 6	0- 0	1- 0	CONFERENCE	0- 1	0- 0	2- 5				
2- 3	0- 0	1- 0	HOME	0- 1	0- 0	1- 2				
1- 3	0- 0	0- 0	AWAY	0- 0	0- 0	1- 3				
0- 0	0- 0	0- 0	NEUTRAL	0- 0	0- 0	0- 0				

RPI 1-25				RPI 26-50				RPI 51-100				RPI 101+ Team's RPI: 256			
RPI	S	Opponent	Score	RPI	S	Opponent	Score	RPI	S	Opponent	Score	RPI	S	Opponent	Score
16	N	NC State	65 76	33	H	Western Ky.	61 54	98	H	Rice	52 67	112	H	UT Arlington	49 68
				37	N	Texas	57 63					153	H	Louisiana	69 66
												178	A	Fla. Atlantic	78 84
												192	A	Hawaii	66 60
												194	H	Southern Miss.	57 65
												199	A	CSU Bakersfield	52 61
												229	A	UTEP	63 67
												235	H	Louisiana Tech	74 69
												258	H	Marshall	59 68
												283	A	FIU	56 58
												294	A	Utah St.	55 66
												299	A	UTSA	79 55
												321	H	Alcorn	67 31
												347	H	La.-Monroe	63 51
LAST 10 Division I															
				98	H	Rice	52 67	178	A	Fla. Atlantic	78 84				
				229	A	UTEP	63 67	283	A	FIU	56 58				
				299	A	UTSA	79 55	258	H	Marshall	59 68				
				235	H	Louisiana Tech	74 69	33	H	Western Ky.	61 54				
				194	H	Southern Miss.	57 65	347	H	La.-Monroe	63 51				

Non-Div I Games: Mid-Amer. Christian59 61 Xavier (LA) 68 31 Tex. A&M-Texarkana 114 54

North Texas

Loss, Non-Conf, S Site, H Home A Away N Neutral

Average RPI Win:	232	WON-LOST	WINNING	LAST 10	STRENGTH OF	OPP. STRENGTH	TEAM	ADJ.	CONF.	ADJ CONF.
Average RPI Loss:	75	RECORD	PCT. RANK	GAMES	SCHEDULE	OF SCHEDULE	RPI	RPI	RPI	RPI
DIV. I ONLY	10- 10	180	6-4	82	134	130	130	14	14	
DIV. I NON-CONF.	4- 7	225	0-1	52	104	136	136	13	13	
TOTALS	RPI 1-25	RPI 26-50	W-L RECORDS	RPI 51-100	RPI 101-150	RPI 150+				
10- 10	0- 2	0- 3	OVERALL	0- 2	2- 1	8- 2				
7- 3	0- 0	0- 2	HOME	0- 1	1- 0	6- 0				
3- 7	0- 2	0- 1	AWAY	0- 1	1- 1	2- 2				
0- 0	0- 0	0- 0	NEUTRAL	0- 0	0- 0	0- 0				
4- 7	0- 2	0- 2	NON-CONFERENCE	0- 1	1- 1	3- 1				
2- 3	0- 0	0- 2	HOME	0- 1	0- 0	2- 0				
2- 4	0- 2	0- 0	AWAY	0- 0	1- 1	1- 1				
0- 0	0- 0	0- 0	NEUTRAL	0- 0	0- 0	0- 0				
6- 3	0- 0	0- 1	CONFERENCE	0- 1	1- 0	5- 1				
5- 0	0- 0	0- 0	HOME	0- 0	1- 0	4- 0				
1- 3	0- 0	0- 1	AWAY	0- 1	0- 0	1- 1				
0- 0	0- 0	0- 0	NEUTRAL	0- 0	0- 0	0- 0				

RPI 1-25				RPI 26-50				RPI 51-100				RPI 101+ Team's RPI: 130			
RPI	S	Opponent	Score	RPI	S	Opponent	Score	RPI	S	Opponent	Score	RPI	S	Opponent	Score
1	A	Oregon	47 89	35	H	Yale	63 78	57	A	Drexel	41 50	116	A	Fordham	58 74
17	A	Central Mich.	63 79	46	A	James Madison	54 67	77	H	Dayton	60 71	124	A	Harvard	46 44
				47	H	South Dakota	76 80					144	H	William & Mary	61 55
												154	H	Elon	68 65
												162	A	Boston U.	56 72
												193	A	Towson	68 81
												212	A	Delaware	72 62
												244	A	Maine	66 58
												245	H	Col. of Charleston	72 68
												255	H	UNCW	63 61
												287	H	North Dakota St.	72 61
												312	H	Hofstra	74 51
												346	H	Hartford	60 47
LAST 10 Division I															
255	H	UNCW	63 61	154	H	Elon	68 65								
245	H	Col. of Charleston	72 68	212	A	Delaware	72 62								
46	A	James Madison	54 67	57	A	Drexel	41 50								
193	A	Towson	68 81	312	H	Hofstra	74 51								
144	H	William & Mary	61 55	162	A	Boston U.	56 72								

Non-Div I Games:

Northeastern

■ Loss,
 ■ Non-Conf,
 ■ S Site,
 ■ H Home
 ■ A Away
 N Neutral

Average RPI Win:	247	WON-LOST	WINNING	LAST 10	STRENGTH OF	OPP. STRENGTH	TEAM	ADJ.	CONF.	ADJ CONF.
Average RPI Loss:	147	RECORD	PCT. RANK	GAMES	SCHEDULE	OF SCHEDULE	RPI	RPI	RPI	RPI
DIV. I ONLY	10- 9	161	7-3	168	292	157	157	18	18	
DIV. I NON-CONF.	3- 6	235	0	106	280	193	193	17	17	
TOTALS	RPI 1-25	RPI 26-50	W-L RECORDS	RPI 51-100	RPI 101-150	RPI 150+				
10- 9	0- 1	0- 0	OVERALL	0- 3	2- 0	8- 5				
4- 3	0- 0	0- 0	HOME	0- 1	0- 0	4- 2				
5- 5	0- 0	0- 0	AWAY	0- 2	1- 0	4- 3				
1- 1	0- 1	0- 0	NEUTRAL	0- 0	1- 0	0- 0				
3- 6	0- 1	0- 0	NON-CONFERENCE	0- 2	1- 0	2- 3				
1- 1	0- 0	0- 0	HOME	0- 0	0- 0	1- 1				
1- 4	0- 0	0- 0	AWAY	0- 2	0- 0	1- 2				
1- 1	0- 1	0- 0	NEUTRAL	0- 0	1- 0	0- 0				
7- 3	0- 0	0- 0	CONFERENCE	0- 1	1- 0	6- 2				
3- 2	0- 0	0- 0	HOME	0- 1	0- 0	3- 1				
4- 1	0- 0	0- 0	AWAY	0- 0	1- 0	3- 1				
0- 0	0- 0	0- 0	NEUTRAL	0- 0	0- 0	0- 0				

RPI 1-25			RPI 26-50			RPI 51-100			RPI 101+ Team's RPI: 157		
RPI	S	Opponent	Score	RPI	S	Opponent	Score	RPI	S	Opponent	Score
11	N	Oregon St.	57 91					70	A	Fresno St.	66 83
								95	H	Montana St.	64 72
								98	A	Rice	57 71
								106	A	Idaho	71 70
								136	N	San Jose St.	67 64
								169	H	UC Davis	61 71
								185	H	Montana	71 79
								186	A	Portland St.	54 66
								204	A	New Mexico	76 83
								217	H	Southern Utah	84 76
								221	H	Northern Colo.	72 45
								231	A	Idaho St.	70 59
								301	A	California Baptist	79 98
								309	A	Sacramento St.	85 65
								309	H	Sacramento St.	114 107
								310	A	Houston Baptist	79 62
								313	H	Seattle U	88 80
								316	A	Weber St.	88 82
LAST 10 Division I											
106	A	Idaho	71 70	231	A	Idaho St.	70 59				
309	A	Sacramento St.	85 65	309	H	Sacramento St.	114 107				
186	A	Portland St.	54 66	316	A	Weber St.	88 82				
221	H	Northern Colo.	72 45	95	H	Montana St.	64 72				
217	H	Southern Utah	84 76	185	H	Montana	71 79				

Non-Div I Games:

Northern Ariz.

■ Loss,
 ■ Non-Conf,
 ■ S Site,
 ■ H Home
 ■ A Away
 N Neutral

Average RPI Win:	249	WON-LOST	WINNING	LAST 10	STRENGTH OF	OPP. STRENGTH	TEAM	ADJ.	CONF.	ADJ CONF.
Average RPI Loss:	170	RECORD	PCT. RANK	GAMES	SCHEDULE	OF SCHEDULE	RPI	RPI	RPI	RPI
DIV. I ONLY	9- 10	194	5-5	294	170	221	221	18	18	
DIV. I NON-CONF.	4- 5	195	0	225	121	179	179	17	17	
TOTALS	RPI 1-25	RPI 26-50	W-L RECORDS	RPI 51-100	RPI 101-150	RPI 150+				
9- 10	0- 2	0- 0	OVERALL	0- 1	0- 1	9- 6				
3- 4	0- 0	0- 0	HOME	0- 0	0- 1	3- 3				
6- 6	0- 2	0- 0	AWAY	0- 1	0- 0	6- 3				
0- 0	0- 0	0- 0	NEUTRAL	0- 0	0- 0	0- 0				
4- 5	0- 2	0- 0	NON-CONFERENCE	0- 0	0- 0	4- 3				
1- 2	0- 0	0- 0	HOME	0- 0	0- 0	1- 2				
3- 3	0- 2	0- 0	AWAY	0- 0	0- 0	3- 1				
0- 0	0- 0	0- 0	NEUTRAL	0- 0	0- 0	0- 0				
5- 5	0- 0	0- 0	CONFERENCE	0- 1	0- 1	5- 3				
2- 2	0- 0	0- 0	HOME	0- 0	0- 1	2- 1				
3- 3	0- 0	0- 0	AWAY	0- 1	0- 0	3- 2				
0- 0	0- 0	0- 0	NEUTRAL	0- 0	0- 0	0- 0				

RPI 1-25			RPI 26-50			RPI 51-100			RPI 101+ Team's RPI: 221		
RPI	S	Opponent	Score	RPI	S	Opponent	Score	RPI	S	Opponent	Score
4	A	Stanford	36 90					106	H	Idaho	46 57
7	A	UCLA	58 92					157	A	Northern Ariz.	45 72
								185	A	Montana	67 58
								186	H	Portland St.	77 58
								191	A	Wyoming	46 44
								215	A	SMU	61 52
								219	A	Chattanooga	59 42
								223	H	San Francisco	83 90
								231	A	Idaho St.	39 59
								270	H	Colorado St.	58 75
								288	A	Denver	55 74
								308	H	Eastern Wash.	63 42
								309	A	Sacramento St.	73 63
								314	H	Air Force	72 62
								316	A	Weber St.	69 65
								316	H	Weber St.	60 65
LAST 10 Division I											
316	A	Weber St.	69 65	309	A	Sacramento St.	73 63				
231	A	Idaho St.	39 59	316	H	Weber St.	60 65				
308	H	Eastern Wash.	63 42	185	A	Montana	67 58				
106	H	Idaho	46 57	95	A	Montana St.	58 91				
157	A	Northern Ariz.	45 72	186	H	Portland St.	77 58				

Non-Div I Games:

Northern Colo.

■ Loss,
 ■ Non-Conf, S Site,
 ■ Home
 ■ Away
 N Neutral

Average RPI Win:	206	WON-LOST	WINNING	LAST 10	STRENGTH OF	OPP. STRENGTH	TEAM	ADJ.	CONF.	ADJ CONF.
Average RPI Loss:	106	RECORD	PCT. RANK	GAMES	SCHEDULE	OF SCHEDULE	RPI	RPI	RPI	RPI
DIV. I ONLY	6- 13	276	2-8	59	152	183	183	10	10	
DIV. I NON-CONF.	4- 7	225	0-2	56	213	149	149	10	10	
TOTALS	RPI 1-25	RPI 26-50	W-L RECORDS	RPI 51-100	RPI 101-150	RPI 150+				
6- 13	0- 0	0- 3	OVERALL	1- 4	0- 2	5- 4				
2- 6	0- 0	0- 1	HOME	1- 2	0- 2	1- 1				
3- 6	0- 0	0- 1	AWAY	0- 2	0- 0	3- 3				
1- 1	0- 0	0- 1	NEUTRAL	0- 0	0- 0	1- 0				
4- 7	0- 0	0- 3	NON-CONFERENCE	0- 2	0- 1	4- 1				
1- 3	0- 0	0- 1	HOME	0- 1	0- 1	1- 0				
2- 3	0- 0	0- 1	AWAY	0- 1	0- 0	2- 1				
1- 1	0- 0	0- 1	NEUTRAL	0- 0	0- 0	1- 0				
2- 6	0- 0	0- 0	CONFERENCE	1- 2	0- 1	1- 3				
1- 3	0- 0	0- 0	HOME	1- 1	0- 1	0- 1				
1- 3	0- 0	0- 0	AWAY	0- 1	0- 0	1- 2				
0- 0	0- 0	0- 0	NEUTRAL	0- 0	0- 0	0- 0				

RPI 1-25				RPI 26-50				RPI 51-100				RPI 101+				Team's RPI: 183	
RPI	S	Opponent	Score	RPI	S	Opponent	Score	RPI	S	Opponent	Score	RPI	S	Opponent	Score		
				26	A	Purdue	63 68	67	A	Ohio	67 87	110	H	Kent St.	71 79		
				28	H	Drake	49 73	67	H	Ohio	79 85	124	H	Harvard	53 59		
				47	N	South Dakota	48 91	72	A	Illinois St.	66 69	163	N	Tennessee Tech	82 74		
								79	H	Southern Ill.	61 80	164	H	Toledo	51 63		
								92	H	Buffalo	64 63	168	A	Eastern Mich.	55 62		
												181	A	Miami (OH)	64 66		
												196	A	Akron	70 65		
												227	H	Eastern Ill.	61 48		
												240	A	Milwaukee	65 78		
												270	A	Colorado St.	80 75		
												287	A	North Dakota St.	74 68		
LAST 10 Division I																	
				92	H	Buffalo	64 63	164	H	Toledo	51 63						
				168	A	Eastern Mich.	55 62	181	A	Miami (OH)	64 66						
				67	H	Ohio	79 85	67	A	Ohio	67 87						
				196	A	Akron	70 65	28	H	Drake	49 73						
				110	H	Kent St.	71 79	79	H	Southern Ill.	61 80						

Non-Div I Games:

Northern Ill.

■ Loss,
 ■ Non-Conf,
 ■ S Site,
 ■ H Home
 ■ A Away
 N Neutral

Northern Ky.

Through Games Of Feb. 2, 2020

Average RPI Win:	264	WON-LOST	WINNING	LAST 10	STRENGTH OF	OPP. STRENGTH	TEAM	ADJ.	CONF.	ADJ CONF.
Average RPI Loss:	142	RECORD	PCT. RANK	GAMES	SCHEDULE	OF SCHEDULE	RPI	RPI	RPI	RPI
DIV. I ONLY	13- 9	118	7-3	302	193	209	209	21	21	
DIV. I NON-CONF.	6- 5	151	0	308	158	221	221	19	19	
TOTALS	RPI 1-25	RPI 26-50	W-L RECORDS	RPI 51-100	RPI 101-150	RPI 150+				
13- 9	0- 1	0- 0	OVERALL	0- 3	1- 1	12- 4				
8- 4	0- 1	0- 0	HOME	0- 1	1- 0	7- 2				
4- 5	0- 0	0- 0	AWAY	0- 2	0- 1	4- 2				
1- 0	0- 0	0- 0	NEUTRAL	0- 0	0- 0	1- 0				
6- 5	0- 1	0- 0	NON-CONFERENCE	0- 2	0- 0	6- 2				
3- 2	0- 1	0- 0	HOME	0- 1	0- 0	3- 0				
2- 3	0- 0	0- 0	AWAY	0- 1	0- 0	2- 2				
1- 0	0- 0	0- 0	NEUTRAL	0- 0	0- 0	1- 0				
7- 4	0- 0	0- 0	CONFERENCE	0- 1	1- 1	6- 2				
5- 2	0- 0	0- 0	HOME	0- 0	1- 0	4- 2				
2- 2	0- 0	0- 0	AWAY	0- 1	0- 1	2- 0				
0- 0	0- 0	0- 0	NEUTRAL	0- 0	0- 0	0- 0				

RPI	S	Opponent	Score	RPI	S	Opponent	Score	RPI	S	Opponent	Score	RPI	S	Opponent	Score	Team's RPI: 209
3	H	Louisville	57 85					52	A	IUPUI	61 89	135	A	Green Bay	44 65	
								63	A	Belmont	45 62	135	H	Green Bay	63 43	
								91	H	Saint Louis	42 67	195	H	Cleveland St.	68 73	
												197	H	Wright St.	55 63	
												214	H	Central Ark.	72 56	
												228	H	Youngstown St.	75 56	
												240	A	Milwaukee	61 49	
												240	H	Milwaukee	61 37	
												266	A	Lipscomb	69 71	
												267	H	Wofford	80 72	
												278	A	Eastern Ky.	62 69	
												280	A	Indiana St.	70 68	
												281	H	Oakland	69 60	
												283	A	FIU	67 45	
												296	H	Omaha	57 40	
												305	N	Jacksonville St.	66 63	
												325	H	Detroit Mercy	72 60	
												335	A	UIC	88 46	
LAST 10 Division I																
135	H	Green Bay	63 43	335	A	UIC	88 46									
240	H	Milwaukee	61 37	52	A	IUPUI	61 89									
325	H	Detroit Mercy	72 60	195	H	Cleveland St.	68 73									
281	H	Oakland	69 60	228	H	Youngstown St.	75 56									
197	H	Wright St.	55 63	240	A	Milwaukee	61 49									

Non-Div I Games:

Northern Ky.

Loss, Non-Conf, S Site, H Home A Away N Neutral

Northwestern

Through Games Of Feb. 2, 2020

Average RPI Win:	117	WON-LOST	WINNING	LAST 10	STRENGTH OF	OPP. STRENGTH	TEAM	ADJ.	CONF.	ADJ CONF.
Average RPI Loss:	14	RECORD	PCT. RANK	GAMES	SCHEDULE	OF SCHEDULE	RPI	RPI	RPI	RPI
DIV. I ONLY	19- 3	16	8-2	40	2	15	15	2	2	
DIV. I NON-CONF.	10- 1	19	0	126	15	30	30	2	2	
TOTALS	RPI 1-25	RPI 26-50	W-L RECORDS	RPI 51-100	RPI 101-150	RPI 150+				
19- 3	2- 3	4- 0	OVERALL	3- 0	2- 0	8- 0				
10- 2	1- 2	2- 0	HOME	2- 0	1- 0	4- 0				
7- 1	1- 1	2- 0	AWAY	1- 0	1- 0	2- 0				
2- 0	0- 0	0- 0	NEUTRAL	0- 0	0- 0	2- 0				
10- 1	0- 1	2- 0	NON-CONFERENCE	2- 0	1- 0	5- 0				
6- 1	0- 1	0- 0	HOME	2- 0	1- 0	3- 0				
2- 0	0- 0	2- 0	AWAY	0- 0	0- 0	0- 0				
2- 0	0- 0	0- 0	NEUTRAL	0- 0	0- 0	2- 0				
9- 2	2- 2	2- 0	CONFERENCE	1- 0	1- 0	3- 0				
4- 1	1- 1	2- 0	HOME	0- 0	0- 0	1- 0				
5- 1	1- 1	0- 0	AWAY	1- 0	1- 0	2- 0				
0- 0	0- 0	0- 0	NEUTRAL	0- 0	0- 0	0- 0				

RPI	S	Opponent	Score	RPI	S	Opponent	Score	RPI	S	Opponent	Score	RPI	S	Opponent	Score
9	A	Maryland	61 70	26	H	Purdue	61 56	54	A	Minnesota	56 54	102	A	Michigan St.	76 48
9	H	Maryland	81 58	36	A	Marquette	64 56	61	H	Boston College	66 63	112	H	UT Arlington	74 47
12	H	Iowa	51 77	40	H	Michigan	81 73	83	H	Colgate	73 44	160	H	Valparaiso	69 48
14	A	Indiana	71 69	42	A	Duke	63 42					161	A	Illinois	77 50
20	H	DePaul	68 70									170	H	Dartmouth	79 37
												182	A	Penn St.	82 59
												182	H	Penn St.	85 59
												241	N	Xavier	79 59
												269	H	Loyola Maryland	67 46
												274	N	East Carolina	64 45
LAST 10 Division I															
182	A	Penn St.	82 59	14	A	Indiana	71 69								
40	H	Michigan	81 73	26	H	Purdue	61 56								
9	A	Maryland	61 70	54	A	Minnesota	56 54								
102	A	Michigan St.	76 48	12	H	Iowa	51 77								
182	H	Penn St.	85 59	9	H	Maryland	81 58								

Non-Div I Games:

Northwestern

Loss,
Non-Conf, S Site,
H Home
A Away
N Neutral

Average RPI Win: 313		WON-LOST	WINNING	LAST 10	STRENGTH OF	OPP. STRENGTH	TEAM	ADJ.	CONF.	ADJ CONF.
Average RPI Loss: 182		RECORD	PCT. RANK	GAMES	SCHEDULE	OF SCHEDULE	RPI	RPI	RPI	RPI
DIV. I ONLY		3- 14	319	2-8	296	301	342	342	23	23
DIV. I NON-CONF.		1- 5	313	0-1	213	293	319	319	20	20
TOTALS		RPI 1-25	RPI 26-50	W-L RECORDS	RPI 51-100	RPI 101-150	RPI 150+			
3- 14	0- 0		0- 2	OVERALL	0- 0	0- 4	3- 8			
3- 7	0- 0		0- 0	HOME	0- 0	0- 2	3- 5			
0- 7	0- 0		0- 2	AWAY	0- 0	0- 2	0- 3			
0- 0	0- 0		0- 0	NEUTRAL	0- 0	0- 0	0- 0			
1- 5	0- 0		0- 2	NON-CONFERENCE	0- 0	0- 1	1- 2			
1- 1	0- 0		0- 0	HOME	0- 0	0- 0	1- 1			
0- 4	0- 0		0- 2	AWAY	0- 0	0- 1	0- 1			
0- 0	0- 0		0- 0	NEUTRAL	0- 0	0- 0	0- 0			
2- 9	0- 0		0- 0	CONFERENCE	0- 0	0- 3	2- 6			
2- 6	0- 0		0- 0	HOME	0- 0	0- 2	2- 4			
0- 3	0- 0		0- 0	AWAY	0- 0	0- 1	0- 2			
0- 0	0- 0		0- 0	NEUTRAL	0- 0	0- 0	0- 0			

RPI 1-25				RPI 26-50				RPI 51-100				RPI 101+				Team's RPI: 342	
RPI	S	Opponent	Score	RPI	S	Opponent	Score	RPI	S	Opponent	Score	RPI	S	Opponent	Score		
				37	A	Texas	49 91					115	A	SFA	40 89		
				41	A	Arkansas	39 99					123	H	A&M-Corpus Christi	59 72		
												138	A	Texas Tech	49 79		
												143	H	Sam Houston St.	69 79		
												158	H	New Orleans	63 77		
												166	H	Jackson St.	49 66		
												211	A	Lamar University	58 61		
												214	H	Central Ark.	44 51		
												222	H	Southeastern La.	56 72		
												285	H	Nicholls St.	58 54		
												304	H	Incarnate Word	67 69		
												310	H	Houston Baptist	69 60		
												332	A	McNeese	51 61		
												345	H	Grambling	65 61		
												347	A	La.-Monroe	54 63		
LAST 10 Division I																	
				214	H	Central Ark.	44 51	332	A	McNeese	51 61						
				158	H	New Orleans	63 77	304	H	Incarnate Word	67 69						
				222	H	Southeastern La.	56 72	310	H	Houston Baptist	69 60						
				115	A	SFA	40 89	123	H	A&M-Corpus Christi	59 72						
				285	H	Nicholls St.	58 54	37	A	Texas	49 91						

Non-Div I Games:	LeTourneau	91	61	LSU-Shreveport	63	68	Central Baptist	61	59
------------------	------------	----	----	----------------	----	----	-----------------	----	----

Northwestern St.

Loss, Non-Conf, S Site, H Home A Away N Neutral

Average RPI Win:	136	WON-LOST	WINNING	LAST 10	STRENGTH OF	OPP. STRENGTH	TEAM	ADJ.	CONF.	ADJ CONF.
Average RPI Loss:	56	RECORD	PCT. RANK	GAMES	SCHEDULE	OF SCHEDULE	RPI	RPI	RPI	RPI
DIV. I ONLY	8- 14	249	3-7	15	5	105	105	5	5	
DIV. I NON-CONF.	5- 7	205	0	5	23	72	72	3	3	
TOTALS	RPI 1-25	RPI 26-50	W-L RECORDS	RPI 51-100	RPI 101-150	RPI 150+				
8- 14	0- 4	1- 4	OVERALL	3- 3	1- 2	3- 1				
3- 8	0- 3	0- 1	HOME	1- 2	0- 1	2- 1				
4- 4	0- 1	1- 2	AWAY	1- 0	1- 1	1- 0				
1- 2	0- 0	0- 1	NEUTRAL	1- 1	0- 0	0- 0				
5- 7	0- 2	1- 2	NON-CONFERENCE	1- 2	1- 1	2- 0				
2- 4	0- 1	0- 1	HOME	0- 1	0- 1	2- 0				
2- 1	0- 1	1- 0	AWAY	0- 0	1- 0	0- 0				
1- 2	0- 0	0- 1	NEUTRAL	1- 1	0- 0	0- 0				
3- 7	0- 2	0- 2	CONFERENCE	2- 1	0- 1	1- 1				
1- 4	0- 2	0- 0	HOME	1- 1	0- 0	0- 1				
2- 3	0- 0	0- 2	AWAY	1- 0	0- 1	1- 0				
0- 0	0- 0	0- 0	NEUTRAL	0- 0	0- 0	0- 0				

RPI S	Opponent	Score	RPI S	Opponent	Score	RPI S	Opponent	Score	RPI S	Opponent	Score	Team's RPI: 105
3	H Louisville	54 86	29	N FGCU	60 69	54	H Minnesota	67 75	102	H Michigan St.	69 72	
8	A UConn	57 81	40	A Michigan	76 72	60	H Miami (FL)	76 53	116	A Fordham	60 55	
16	H NC State	56 90	42	A Duke	47 50	61	H Boston College	65 75	118	A Syracuse	63 74	
20	H DePaul	94 105	43	H Tennessee	63 74	68	N South Dakota St.	59 65	164	H Toledo	54 51	
			44	A Virginia	60 90	81	N South Fla.	67 51	174	H Clemson	55 71	
						88	A Georgia Tech	59 51	269	H Loyola Maryland	84 60	
									271	A Pittsburgh	60 52	
LAST 10 Division I												
88	A Georgia Tech	59 51	16	H NC State	56 90							
3	H Louisville	54 86	61	H Boston College	65 75							
44	A Virginia	60 90	118	A Syracuse	63 74							
60	H Miami (FL)	76 53	271	A Pittsburgh	60 52							
42	A Duke	47 50	174	H Clemson	55 71							

Non-Div I Games:

Notre Dame

Average RPI Win: 280	WON-LOST	WINNING	LAST 10	STRENGTH OF	OPP. STRENGTH	TEAM	ADJ.	CONF.	ADJ CONF.
Average RPI Loss: 164	RECORD	PCT. RANK	GAMES	SCHEDULE	OF SCHEDULE	RPI	RPI	RPI	RPI
DIV. I ONLY	7- 12	245	4-6	299	218	281	281	21	21
DIV. I NON-CONF.	3- 6	235	0	266	159	246	246	19	19
TOTALS	RPI 1-25	RPI 26-50	W-L RECORDS	RPI 51-100	RPI 101-150	RPI 150+			
7- 12	0- 1	0- 1	OVERALL	0- 2	1- 1	6- 7			
3- 4	0- 1	0- 0	HOME	0- 1	1- 0	2- 2			
3- 8	0- 0	0- 1	AWAY	0- 1	0- 1	3- 5			
1- 0	0- 0	0- 0	NEUTRAL	0- 0	0- 0	1- 0			
3- 6	0- 1	0- 1	NON-CONFERENCE	0- 1	0- 1	3- 2			
0- 2	0- 1	0- 0	HOME	0- 1	0- 0	0- 0			
2- 4	0- 0	0- 1	AWAY	0- 0	0- 1	2- 2			
1- 0	0- 0	0- 0	NEUTRAL	0- 0	0- 0	1- 0			
4- 6	0- 0	0- 0	CONFERENCE	0- 1	1- 0	3- 5			
3- 2	0- 0	0- 0	HOME	0- 0	1- 0	2- 2			
1- 4	0- 0	0- 0	AWAY	0- 1	0- 0	1- 3			
0- 0	0- 0	0- 0	NEUTRAL	0- 0	0- 0	0- 0			

RPI 1-25				RPI 26-50				RPI 51-100				RPI 101+ Team's RPI: 281			
RPI	S	Opponent	Score	RPI	S	Opponent	Score	RPI	S	Opponent	Score	RPI	S	Opponent	Score
17	H	Central Mich.	47 65	40	A	Michigan	64 79	52	A	IUPUI	41 76	102	A	Michigan St.	56 76
								55	H	Bradley	58 74	135	H	Green Bay	93 88
												195	H	Cleveland St.	58 79
												197	A	Wright St.	66 85
												209	A	Northern Ky.	60 69
												228	H	Youngstown St.	74 79
												240	H	Milwaukee	78 62
												249	A	Niagara	63 77
												283	A	FIU	58 49
												291	A	St. Bonaventure	66 80
												305	N	Jacksonville St.	61 55
												325	A	Detroit Mercy	71 57
												325	H	Detroit Mercy	65 60
												335	A	UIC	64 70
												348	A	Chicago St.	98 70
LAST 10 Division I															
325	H	Detroit Mercy	65 60	240	H	Milwaukee	78 62								
197	A	Wright St.	66 85	135	H	Green Bay	93 88								
209	A	Northern Ky.	60 69	335	A	UIC	64 70								
195	H	Cleveland St.	58 79	52	A	IUPUI	41 76								
228	H	Youngstown St.	74 79	325	A	Detroit Mercy	71 57								

Non-Div I Games: Lourdes 72 53 Concordia (MI) 76 42

Oakland

■ Loss,
 ■ Non-Conf, S Site,
 ■ Home
 ■ Away
 N Neutral

Average RPI Win:	175	WON-LOST	WINNING	LAST 10	STRENGTH OF	OPP. STRENGTH	TEAM	ADJ.	CONF.	ADJ CONF.
Average RPI Loss:	65	RECORD	PCT. RANK	GAMES	SCHEDULE	OF SCHEDULE	RPI	RPI	RPI	RPI
DIV. I ONLY	13- 7	84	7-3	112	50	67	67	10	10	
DIV. I NON-CONF.	7- 4	100	1-0	167	18	83	83	10	10	
TOTALS	RPI 1-25	RPI 26-50	W-L RECORDS	RPI 51-100	RPI 101-150	RPI 150+				
13- 7	1- 3	0- 1	OVERALL	3- 1	0- 2	9- 0				
8- 1	0- 1	0- 0	HOME	2- 0	0- 0	6- 0				
4- 5	1- 2	0- 1	AWAY	1- 0	0- 2	2- 0				
1- 1	0- 0	0- 0	NEUTRAL	0- 1	0- 0	1- 0				
7- 4	1- 1	0- 1	NON-CONFERENCE	1- 1	0- 1	5- 0				
4- 0	0- 0	0- 0	HOME	1- 0	0- 0	3- 0				
2- 3	1- 1	0- 1	AWAY	0- 0	0- 1	1- 0				
1- 1	0- 0	0- 0	NEUTRAL	0- 1	0- 0	1- 0				
6- 3	0- 2	0- 0	CONFERENCE	2- 0	0- 1	4- 0				
4- 1	0- 1	0- 0	HOME	1- 0	0- 0	3- 0				
2- 2	0- 1	0- 0	AWAY	1- 0	0- 1	1- 0				
0- 0	0- 0	0- 0	NEUTRAL	0- 0	0- 0	0- 0				

RPI 1-25				RPI 26-50				RPI 51-100 Team's RPI: 67				RPI 101+			
RPI	S	Opponent	Score	RPI	S	Opponent	Score	RPI	S	Opponent	Score	RPI	S	Opponent	Score
17	A	Central Mich.	90 92	37	A	Texas	60 73	52	H	IUPUI	70 64	118	A	Syracuse	54 66
17	H	Central Mich.	71 73					76	H	Ball St.	79 71	150	A	Western Mich.	72 73
22	A	TCU	72 79					92	A	Buffalo	76 65	183	A	Northern Ill.	85 79
25	A	Ohio St.	74 68					94	N	Butler	55 60	183	H	Northern Ill.	87 67
												188	H	American	81 69
												196	H	Akron	70 57
												219	A	Chattanooga	70 58
												226	H	Bowling Green	79 69
												258	H	Marshall	67 51
												271	N	Pittsburgh	72 50
												304	H	Incarnate Word	78 41
LAST 10 Division I															
17	A	Central Mich.	90 92	150	A	Western Mich.	72 73								
196	H	Akron	70 57	92	A	Buffalo	76 65								
226	H	Bowling Green	79 69	17	H	Central Mich.	71 73								
183	A	Northern Ill.	85 79	183	H	Northern Ill.	87 67								
76	H	Ball St.	79 71	219	A	Chattanooga	70 58								

Non-Div I Games:

Ohio

Average RPI Win:	122	WON-LOST	WINNING	LAST 10	STRENGTH OF	OPP. STRENGTH	TEAM	ADJ.	CONF.	ADJ CONF.
Average RPI Loss:	32	RECORD	PCT. RANK	GAMES	SCHEDULE	OF SCHEDULE	RPI	RPI	RPI	RPI
DIV. I ONLY	12- 9	127	5-5	3	34	25	25	2	2	
DIV. I NON-CONF.	7- 4	100	0	3	122	15	15	2	2	
<hr/>										
TOTALS	RPI 1-25	RPI 26-50	W-L RECORDS	RPI 51-100	RPI 101-150	RPI 150+				
12- 9	1- 5	1- 2	OVERALL	4- 1	1- 1	5- 0				
5- 4	1- 2	1- 1	HOME	0- 1	0- 0	3- 0				
5- 4	0- 3	0- 0	AWAY	3- 0	1- 1	1- 0				
2- 1	0- 0	0- 1	NEUTRAL	1- 0	0- 0	1- 0				
7- 4	1- 2	0- 1	NON-CONFERENCE	2- 1	1- 0	3- 0				
2- 2	1- 1	0- 0	HOME	0- 1	0- 0	1- 0				
3- 1	0- 1	0- 0	AWAY	1- 0	1- 0	1- 0				
2- 1	0- 0	0- 1	NEUTRAL	1- 0	0- 0	1- 0				
5- 5	0- 3	1- 1	CONFERENCE	2- 0	0- 1	2- 0				
3- 2	0- 1	1- 1	HOME	0- 0	0- 0	2- 0				
2- 3	0- 2	0- 0	AWAY	2- 0	0- 1	0- 0				
0- 0	0- 0	0- 0	NEUTRAL	0- 0	0- 0	0- 0				

RPI 1-25				RPI 26-50				RPI 51-100				RPI 101+			
RPI	S	Opponent	Score	RPI	S	Opponent	Score	RPI	S	Opponent	Score	RPI	S	Opponent	Score
3	H	Louisville	67 60	26	H	Purdue	50 66	51	N	UNI	64 46	102	A	Michigan St.	65 68
4	A	Stanford	52 71	40	H	Michigan	78 69	54	A	Minnesota	66 63	110	A	Kent St.	75 65
8	H	UConn	62 73	47	N	South Dakota	53 68	67	H	Ohio	68 74	160	N	Valparaiso	89 38
9	A	Maryland	62 72					73	A	Nebraska	80 74	161	H	Illinois	77 47
9	H	Maryland	65 85					90	A	Cincinnati	78 73	182	H	Penn St.	80 70
12	A	Iowa	68 77									230	H	Radford	70 57
												309	A	Sacramento St.	104 74
<hr/>															
LAST 10 Division I															
73	A	Nebraska	80 74	182	H	Penn St.	80 70								
9	H	Maryland	65 85	40	H	Michigan	78 69								
12	A	Iowa	68 77	9	A	Maryland	62 72								
161	H	Illinois	77 47	54	A	Minnesota	66 63								
102	A	Michigan St.	65 68	26	H	Purdue	50 66								

Non-Div I Games:

Ohio St.

■ Loss,
 ■ Non-Conf, S Site,
 ■ Home
 ■ Away
 N Neutral

Average RPI Win:	158	WON-LOST	WINNING	LAST 10	STRENGTH OF	OPP. STRENGTH	TEAM	ADJ.	CONF.	ADJ CONF.
Average RPI Loss:	35	RECORD	PCT. RANK	GAMES	SCHEDULE	OF SCHEDULE	RPI	RPI	RPI	RPI
DIV. I ONLY	12- 9	127	4-6	9	55	50	50	3	3	
DIV. I NON-CONF.	9- 3	63	1-0	26	116	29	29	4	4	
TOTALS	RPI 1-25	RPI 26-50	W-L RECORDS	RPI 51-100	RPI 101-150	RPI 150+				
12- 9	0- 5	1- 2	OVERALL	2- 1	4- 1	5- 0				
8- 4	0- 1	0- 2	HOME	2- 1	2- 0	4- 0				
3- 3	0- 2	1- 0	AWAY	0- 0	1- 1	1- 0				
1- 2	0- 2	0- 0	NEUTRAL	0- 0	1- 0	0- 0				
9- 3	0- 3	0- 0	NON-CONFERENCE	2- 0	2- 0	5- 0				
7- 0	0- 0	0- 0	HOME	2- 0	1- 0	4- 0				
1- 1	0- 1	0- 0	AWAY	0- 0	0- 0	1- 0				
1- 2	0- 2	0- 0	NEUTRAL	0- 0	1- 0	0- 0				
3- 6	0- 2	1- 2	CONFERENCE	0- 1	2- 1	0- 0				
1- 4	0- 1	0- 2	HOME	0- 1	1- 0	0- 0				
2- 2	0- 1	1- 0	AWAY	0- 0	1- 1	0- 0				
0- 0	0- 0	0- 0	NEUTRAL	0- 0	0- 0	0- 0				

RPI 1-25				RPI 26-50				Team's RPI: 50	RPI 51-100				RPI 101+			
RPI	S	Opponent	Score	RPI	S	Opponent	Score		RPI	S	Opponent	Score	RPI	S	Opponent	Score
1	N	Oregon	72 89	37	H	Texas	56 61		56	H	Iowa St.	63 64	106	H	Idaho	62 47
3	N	Louisville	48 69	38	H	Oklahoma	75 77		98	H	Rice	69 38	112	N	UT Arlington	60 47
5	A	Baylor	48 94	39	A	West Virginia	57 55		99	H	Duquesne	84 41	117	H	Kansas	67 49
18	A	Texas A&M	62 74										138	A	Texas Tech	79 109
22	H	TCU	68 72										139	A	Kansas St.	70 63
LAST 10 Division I																
138	A	Texas Tech	79 109	139	A	Kansas St.	70 63		5	A	Baylor	48 94				
22	H	TCU	68 72	38	H	Oklahoma	75 77		117	H	Kansas	67 49				
37	H	Texas	56 61	99	H	Duquesne	84 41									
39	A	West Virginia	57 55													
56	H	Iowa St.	63 64													

Non-Div I Games:

Oklahoma St.

■ Loss,
■ Non-Conf,
■ S Site,
■ H Home
■ A Away
N Neutral

Average RPI Win:	179	WON-LOST	WINNING	LAST 10	STRENGTH OF	OPP. STRENGTH	TEAM	ADJ.	CONF.	ADJ CONF.
Average RPI Loss:	88	RECORD	PCT. RANK	GAMES	SCHEDULE	OF SCHEDULE	RPI	RPI	RPI	RPI
DIV. I ONLY	18- 3	18	9-1	125	130	30	30	13	13	
DIV. I NON-CONF.	10- 2	30	1-0	160	176	44	44	14	14	
TOTALS	RPI 1-25	RPI 26-50	W-L RECORDS	RPI 51-100	RPI 101-150	RPI 150+				
18- 3	0- 0	1- 1	OVERALL	2- 0	5- 2	10- 0				
11- 0	0- 0	1- 0	HOME	1- 0	2- 0	7- 0				
6- 3	0- 0	0- 1	AWAY	1- 0	2- 2	3- 0				
1- 0	0- 0	0- 0	NEUTRAL	0- 0	1- 0	0- 0				
10- 2	0- 0	0- 1	NON-CONFERENCE	0- 0	5- 1	5- 0				
6- 0	0- 0	0- 0	HOME	0- 0	2- 0	4- 0				
3- 2	0- 0	0- 1	AWAY	0- 0	2- 1	1- 0				
1- 0	0- 0	0- 0	NEUTRAL	0- 0	1- 0	0- 0				
8- 1	0- 0	1- 0	CONFERENCE	2- 0	0- 1	5- 0				
5- 0	0- 0	1- 0	HOME	1- 0	0- 0	3- 0				
3- 1	0- 0	0- 0	AWAY	1- 0	0- 1	2- 0				
0- 0	0- 0	0- 0	NEUTRAL	0- 0	0- 0	0- 0				

RPI S	Opponent	Score	RPI S	Opponent	Score	Team's RPI: 30	RPI S	Opponent	Score	RPI S	Opponent	Score	RPI S	Opponent	Score
33	H Western Ky.	76 65	44	A Virginia	53 56		59	A Middle Tenn.	67 56	66	H Charlotte	54 51	106	N Idaho	67 55
													108	A VCU	49 62
													111	A UAB	65 76
													120	A Auburn	89 77
													132	H Richmond	73 51
													134	H Campbell	59 44
													144	A William & Mary	69 58
													156	H Hampton	75 38
													178	A Fla. Atlantic	75 63
													194	H Southern Miss.	67 50
													225	H Mt. St. Mary's	85 34
													235	H Louisiana Tech	77 61
													257	H Winthrop	68 44
													258	H Marshall	57 46
													283	A FIU	66 39
													315	A Cal Poly	61 55
													323	H UMES	48 39
LAST 10 Division I															
235	H Louisiana Tech	77 61	33	H Western Ky.	76 65		66	H Charlotte	54 51		111	A UAB	65 76		
194	H Southern Miss.	67 50					59	A Middle Tenn.	67 56		225	H Mt. St. Mary's	85 34		
178	A Fla. Atlantic	75 63													
283	A FIU	66 39													
258	H Marshall	57 46													

Non-Div I Games:

Old Dominion

Average RPI Win:	289	WON-LOST	WINNING	LAST 10	STRENGTH OF	OPP. STRENGTH	TEAM	ADJ.	CONF.	ADJ CONF.
Average RPI Loss:	104	RECORD	PCT. RANK	GAMES	SCHEDULE	OF SCHEDULE	RPI	RPI	RPI	RPI
DIV. I ONLY	7- 15	272	1-9	144	137	275	275	4	4	
DIV. I NON-CONF.	7- 6	161	1-0	303	346	294	294	5	5	
TOTALS	RPI 1-25	RPI 26-50	W-L RECORDS	RPI 51-100	RPI 101-150	RPI 150+				
7- 15	0- 4	0- 1	OVERALL	0- 2	1- 4	6- 4				
6- 8	0- 1	0- 1	HOME	0- 2	1- 2	5- 2				
0- 6	0- 3	0- 0	AWAY	0- 0	0- 2	0- 1				
1- 1	0- 0	0- 0	NEUTRAL	0- 0	0- 0	1- 1				
7- 6	0- 0	0- 0	NON-CONFERENCE	0- 0	1- 2	6- 4				
6- 3	0- 0	0- 0	HOME	0- 0	1- 1	5- 2				
0- 2	0- 0	0- 0	AWAY	0- 0	0- 1	0- 1				
1- 1	0- 0	0- 0	NEUTRAL	0- 0	0- 0	1- 1				
0- 9	0- 4	0- 1	CONFERENCE	0- 2	0- 2	0- 0				
0- 5	0- 1	0- 1	HOME	0- 2	0- 1	0- 0				
0- 4	0- 3	0- 0	AWAY	0- 0	0- 1	0- 0				
0- 0	0- 0	0- 0	NEUTRAL	0- 0	0- 0	0- 0				

RPI 1-25				RPI 26-50				RPI 51-100				RPI 101+ Team's RPI: 275			
RPI	S	Opponent	Score	RPI	S	Opponent	Score	RPI	S	Opponent	Score	RPI	S	Opponent	Score
2	H	South Carolina	32 87	43	H	Tennessee	28 84	71	H	Alabama	56 57	120	A	Auburn	43 59
13	A	Mississippi St.	39 80					78	H	Georgia	51 58	137	H	Southeast Mo. St.	53 70
18	A	Texas A&M	35 79									138	A	Texas Tech	48 84
21	A	LSU	44 52									143	H	Sam Houston St.	75 69
												149	H	Missouri	57 71
												153	H	Louisiana	42 53
												158	H	New Orleans	64 69
												194	A	Southern Miss.	53 59
												235	H	Louisiana Tech	76 53
												271	N	Pittsburgh	50 58
												292	H	Ga. Southern	69 66
												321	N	Alcorn	73 55
												334	H	Alabama St.	93 66
												347	H	La.-Monroe	66 42
												351	H	Mississippi Val.	72 53
LAST 10 Division I															
71	H	Alabama	56 57	21	A	LSU	44 52								
2	H	South Carolina	32 87	43	H	Tennessee	28 84								
13	A	Mississippi St.	39 80	18	A	Texas A&M	35 79								
120	A	Auburn	43 59	78	H	Georgia	51 58								
149	H	Missouri	57 71	334	H	Alabama St.	93 66								

Non-Div I Games:

Ole Miss

■ Loss,
 ■ Non-Conf,
 ■ S Site,
 ■ H Home
 ■ A Away
 N Neutral

Average RPI Win:	271	WON-LOST	WINNING	LAST 10	STRENGTH OF	OPP. STRENGTH	TEAM	ADJ.	CONF.	ADJ CONF.
Average RPI Loss:	151	RECORD	PCT. RANK	GAMES	SCHEDULE	OF SCHEDULE	RPI	RPI	RPI	RPI
DIV. I ONLY	4- 15	312	1-9	120	298	296	296	19	19	
DIV. I NON-CONF.	3- 8	268	0-2	141	315	279	279	18	18	
TOTALS	RPI 1-25	RPI 26-50	W-L RECORDS	RPI 51-100	RPI 101-150	RPI 150+				
4- 15	0- 0	0- 3	OVERALL	0- 2	0- 3	4- 7				
3- 7	0- 0	0- 2	HOME	0- 2	0- 0	3- 3				
0- 7	0- 0	0- 1	AWAY	0- 0	0- 2	0- 4				
1- 1	0- 0	0- 0	NEUTRAL	0- 0	0- 1	1- 0				
3- 8	0- 0	0- 1	NON-CONFERENCE	0- 1	0- 3	3- 3				
2- 3	0- 0	0- 1	HOME	0- 1	0- 0	2- 1				
0- 4	0- 0	0- 0	AWAY	0- 0	0- 2	0- 2				
1- 1	0- 0	0- 0	NEUTRAL	0- 0	0- 1	1- 0				
1- 7	0- 0	0- 2	CONFERENCE	0- 1	0- 0	1- 4				
1- 4	0- 0	0- 1	HOME	0- 1	0- 0	1- 2				
0- 3	0- 0	0- 1	AWAY	0- 0	0- 0	0- 2				
0- 0	0- 0	0- 0	NEUTRAL	0- 0	0- 0	0- 0				

RPI S	Opponent	Score	RPI S	Opponent	Score	RPI S	Opponent	Score	RPI S	Opponent	Score	Team's RPI: 296
31	H Creighton	54 67	51	H UNI	45 81	108	N VCU	66 74				
47	A South Dakota	44 77	68	H South Dakota St.	51 68	117	A Kansas	48 63				
47	H South Dakota	39 71				139	A Kansas St.	48 73				
						195	H Cleveland St.	66 79				
						200	A North Dakota	57 63				
						209	A Northern Ky.	40 57				
						213	H Western Ill.	69 83				
						227	A Eastern Ill.	52 65				
						232	H Morgan St.	70 64				
						248	H UMKC	57 53				
						252	H Oral Roberts	60 54				
						288	A Denver	60 66				
						320	H Purdue Fort Wayne	57 58				
						351	N Mississippi Val.	78 70				
LAST 10 Division I												
47	H South Dakota	39 71	200	A North Dakota	57 63							
320	H Purdue Fort Wayne	57 58	252	H Oral Roberts	60 54							
213	H Western Ill.	69 83	68	H South Dakota St.	51 68							
288	A Denver	60 66	195	H Cleveland St.	66 79							
47	A South Dakota	44 77	51	H UNI	45 81							

Non-Div I Games: Peru St. 92 58 Graceland (IA) 85 46

Omaha

Loss, Non-Conf, S Site, H Home A Away N Neutral

Oral Roberts

Through Games Of Feb. 2, 2020

Average RPI Win:	240	WON-LOST	WINNING	LAST 10	STRENGTH OF	OPP. STRENGTH	TEAM	ADJ.	CONF.	ADJ CONF.
Average RPI Loss:	144	RECORD	PCT. RANK	GAMES	SCHEDULE	OF SCHEDULE	RPI	RPI	RPI	RPI
DIV. I ONLY	7- 13	256	4-6	201	155	252	252	19	19	
DIV. I NON-CONF.	3- 8	268	0-1	195	124	270	270	18	18	
TOTALS	RPI 1-25	RPI 26-50	W-L RECORDS	RPI 51-100	RPI 101-150	RPI 150+				
7- 13	0- 0	0- 3	OVERALL	0- 3	1- 2	6- 5				
6- 2	0- 0	0- 0	HOME	0- 1	1- 0	5- 1				
1- 11	0- 0	0- 3	AWAY	0- 2	0- 2	1- 4				
0- 0	0- 0	0- 0	NEUTRAL	0- 0	0- 0	0- 0				
3- 8	0- 0	0- 2	NON-CONFERENCE	0- 1	1- 2	2- 3				
3- 1	0- 0	0- 0	HOME	0- 0	1- 0	2- 1				
0- 7	0- 0	0- 2	AWAY	0- 1	0- 2	0- 2				
0- 0	0- 0	0- 0	NEUTRAL	0- 0	0- 0	0- 0				
4- 5	0- 0	0- 1	CONFERENCE	0- 2	0- 0	4- 2				
3- 1	0- 0	0- 0	HOME	0- 1	0- 0	3- 0				
1- 4	0- 0	0- 1	AWAY	0- 1	0- 0	1- 2				
0- 0	0- 0	0- 0	NEUTRAL	0- 0	0- 0	0- 0				

RPI 1-25				RPI 26-50				RPI 51-100				RPI 101+				Team's RPI: 252	
RPI	S	Opponent	Score	RPI	S	Opponent	Score	RPI	S	Opponent	Score	RPI	S	Opponent	Score		
				41	A	Arkansas	64 96	68	A	South Dakota St.	44 58	104	A	Utah	58 78		
				47	A	South Dakota	56 79	68	H	South Dakota St.	61 76	139	A	Kansas St.	69 109		
				50	A	Oklahoma St.	44 78	73	A	Nebraska	67 77	143	H	Sam Houston St.	64 41		
												167	H	Wichita St.	79 66		
												200	H	North Dakota	75 52		
												213	A	Western Ill.	61 75		
												217	A	Southern Utah	58 72		
												243	A	Tulsa	65 67		
												276	H	Texas St.	63 57		
												287	H	North Dakota St.	70 62		
												288	H	Denver	84 72		
												296	A	Omaha	54 60		
												310	H	Houston Baptist	73 74		
												320	A	Purdue Fort Wayne	79 73		
LAST 10 Division I																	
				68	H	South Dakota St.	61 76	200	H	North Dakota	75 52						
				288	H	Denver	84 72	287	H	North Dakota St.	70 62						
				47	A	South Dakota	56 79	296	A	Omaha	54 60						
				213	A	Western Ill.	61 75	68	A	South Dakota St.	44 58						
				320	A	Purdue Fort Wayne	79 73	50	A	Oklahoma St.	44 78						

Non-Div I Games: Rogers St. 80 40 Cent. Christian (KS114 60

Oral Roberts

Loss, Non-Conf, S Site, H Home A Away N Neutral

Oregon

Through Games Of Feb. 2, 2020

Average RPI Win:	108	WON-LOST	WINNING	LAST 10	STRENGTH OF	OPP. STRENGTH	TEAM	ADJ.	CONF.	ADJ CONF.
Average RPI Loss:	18	RECORD	PCT. RANK	GAMES	SCHEDULE	OF SCHEDULE	RPI	RPI	RPI	RPI
DIV. I ONLY	19- 2	11	9-1	10	17	1	1	1	1	1
DIV. I NON-CONF.	10- 1	19	0	83	63	16	16	1	1	1
TOTALS	RPI 1-25	RPI 26-50	W-L RECORDS	RPI 51-100	RPI 101-150	RPI 150+				
19- 2	3- 1	4- 1	OVERALL	2- 0	7- 0	3- 0				
11- 0	2- 0	1- 0	HOME	2- 0	4- 0	2- 0				
6- 1	1- 0	2- 1	AWAY	0- 0	2- 0	1- 0				
2- 1	0- 1	1- 0	NEUTRAL	0- 0	1- 0	0- 0				
10- 1	0- 1	1- 0	NON-CONFERENCE	2- 0	4- 0	3- 0				
6- 0	0- 0	0- 0	HOME	2- 0	2- 0	2- 0				
2- 0	0- 0	0- 0	AWAY	0- 0	1- 0	1- 0				
2- 1	0- 1	1- 0	NEUTRAL	0- 0	1- 0	0- 0				
9- 1	3- 0	3- 1	CONFERENCE	0- 0	3- 0	0- 0				
5- 0	2- 0	1- 0	HOME	0- 0	2- 0	0- 0				
4- 1	1- 0	2- 1	AWAY	0- 0	1- 0	0- 0				
0- 0	0- 0	0- 0	NEUTRAL	0- 0	0- 0	0- 0				

RPI	S	Opponent	Score	RPI	S	Opponent	Score	RPI	S	Opponent	Score	RPI	S	Opponent	Score
3	N	Louisville	62 72	27	A	Arizona	71 64	68	H	South Dakota St.	95 56	104	A	Utah	90 63
4	H	Stanford	87 55	32	A	Arizona St.	66 72	100	H	Texas Southern	99 63	104	H	Utah	88 51
11	A	Oregon St.	66 57	48	A	Colorado	101 53					112	N	UT Arlington	91 54
11	H	Oregon St.	76 64	48	H	Colorado	104 46					118	A	Syracuse	81 64
				50	N	Oklahoma St.	89 72					128	H	California	105 55
LAST 10 Division I															
				48	A	Colorado	101 53	4	H	Stanford	87 55				
				104	A	Utah	90 63	27	A	Arizona	71 64				
				11	A	Oregon St.	66 57	32	A	Arizona St.	66 72				
				11	H	Oregon St.	76 64	104	H	Utah	88 51				
				128	H	California	105 55	48	H	Colorado	104 46				

Non-Div I Games:

Oregon

Loss, Non-Conf, S Site, H Home A Away N Neutral

Average RPI Win: 122		WON-LOST	WINNING	LAST 10	STRENGTH OF		OPP. STRENGTH	TEAM	ADJ.	CONF.	ADJ CONF.
Average RPI Loss: 10		RECORD	PCT. RANK	GAMES	SCHEDULE		OF SCHEDULE	RPI	RPI	RPI	RPI
DIV. I ONLY		18- 4	24	6-4	8		26	11	11	1	1
DIV. I NON-CONF.		12- 0	1	0	62		80	5	5	1	1
<hr/>											
TOTALS	RPI 1-25	RPI 26-50		W-L RECORDS		RPI 51-100	RPI 101-150		RPI 150+		
18- 4	2- 3	3- 1		OVERALL		2- 0	5- 0		6- 0		
11- 2	2- 2	1- 0		HOME		0- 0	3- 0		5- 0		
4- 2	0- 1	2- 1		AWAY		1- 0	1- 0		0- 0		
3- 0	0- 0	0- 0		NEUTRAL		1- 0	1- 0		1- 0		
12- 0	2- 0	0- 0		NON-CONFERENCE		2- 0	2- 0		6- 0		
8- 0	2- 0	0- 0		HOME		0- 0	1- 0		5- 0		
1- 0	0- 0	0- 0		AWAY		1- 0	0- 0		0- 0		
3- 0	0- 0	0- 0		NEUTRAL		1- 0	1- 0		1- 0		
6- 4	0- 3	3- 1		CONFERENCE		0- 0	3- 0		0- 0		
3- 2	0- 2	1- 0		HOME		0- 0	2- 0		0- 0		
3- 2	0- 1	2- 1		AWAY		0- 0	1- 0		0- 0		
0- 0	0- 0	0- 0		NEUTRAL		0- 0	0- 0		0- 0		

RPI	S	Opponent	Score	RPI	S	Opponent	Score	RPI	S	Opponent	Score	RPI	S	Opponent	Score
1	A	Oregon	64 76	27	A	Arizona	63 61	60	A	Miami (FL)	75 53	104	A	Utah	77 65
1	H	Oregon	57 66	32	A	Arizona St.	47 55	65	N	BYU	65 34	104	H	Utah	77 48
4	H	Stanford	58 61	48	A	Colorado	79 52					109	H	Pacific	69 57
10	H	Missouri St.	80 69	48	H	Colorado	72 60					113	N	Liberty	68 55
20	H	DePaul	98 77									128	H	California	81 44
												157	N	Northern Ariz.	91 57
												192	H	Hawaii	64 32
												199	H	CSU Bakersfield	69 50
												217	H	Southern Utah	95 45
												294	H	Utah St.	75 46
												297	H	UC Irvine	86 57
LAST 10 Division I															
104	A	Utah	77 65	128	H	California	81 44								
48	A	Colorado	79 52	32	A	Arizona St.	47 55								
1	H	Oregon	57 66	27	A	Arizona	63 61								
1	A	Oregon	64 76	48	H	Colorado	72 60								
4	H	Stanford	58 61	104	H	Utah	77 48								

Non-Div I Games:

Oregon St.

■ Loss,
 ■ Non-Conf,
 ■ S Site,
 ■ H Home
 ■ A Away
 N Neutral

Pacific

Through Games Of Feb. 2, 2020

Average RPI Win: 229	WON-LOST	WINNING	LAST 10	STRENGTH OF	OPP. STRENGTH	TEAM	ADJ.	CONF.	ADJ CONF.
Average RPI Loss: 108	RECORD	PCT. RANK	GAMES	SCHEDULE	OF SCHEDULE	RPI	RPI	RPI	RPI
DIV. I ONLY	13- 9	118	6-4	170	113	109	109	11	11
DIV. I NON-CONF.	7- 4	100	0	169	151	96	96	11	11
TOTALS	RPI 1-25	RPI 26-50	W-L RECORDS	RPI 51-100	RPI 101-150	RPI 150+			
13- 9	0- 3	0- 0	OVERALL	1- 1	0- 1	12- 4			
6- 2	0- 0	0- 0	HOME	0- 1	0- 1	6- 0			
6- 6	0- 3	0- 0	AWAY	1- 0	0- 0	5- 3			
1- 1	0- 0	0- 0	NEUTRAL	0- 0	0- 0	1- 1			
7- 4	0- 2	0- 0	NON-CONFERENCE	1- 0	0- 0	6- 2			
4- 0	0- 0	0- 0	HOME	0- 0	0- 0	4- 0			
2- 3	0- 2	0- 0	AWAY	1- 0	0- 0	1- 1			
1- 1	0- 0	0- 0	NEUTRAL	0- 0	0- 0	1- 1			
6- 5	0- 1	0- 0	CONFERENCE	0- 1	0- 1	6- 2			
2- 2	0- 0	0- 0	HOME	0- 1	0- 1	2- 0			
4- 3	0- 1	0- 0	AWAY	0- 0	0- 0	4- 2			
0- 0	0- 0	0- 0	NEUTRAL	0- 0	0- 0	0- 0			

RPI 1-25				RPI 26-50				RPI 51-100				RPI 101+ Team's RPI: 109			
RPI	S	Opponent	Score	RPI	S	Opponent	Score	RPI	S	Opponent	Score	RPI	S	Opponent	Score
6	A	Gonzaga	67 68					57	A	Drexel	58 51	125	H	San Diego	64 66
7	A	UCLA	57 68					65	H	BYU	66 76	155	A	Portland	77 73
11	A	Oregon St.	57 69									164	N	Toledo	65 66
												172	A	Saint Mary's (CA)	68 66
												180	A	Santa Clara	65 75
												199	A	CSU Bakersfield	70 80
												215	H	SMU	77 49
												216	A	Pepperdine	54 59
												216	H	Pepperdine	64 63
												223	A	San Francisco	84 61
												248	H	UMKC	89 60
												262	A	LMU (CA)	87 70
												262	H	LMU (CA)	76 67
												264	A	UC Santa Barbara	63 53
												280	H	Indiana St.	83 66
												307	N	St. Francis Brooklyn	71 62
												316	H	Weber St.	76 53
LAST 10 Division I															
262	A	LMU (CA)	87 70	6	A	Gonzaga	67 68								
216	A	Pepperdine	54 59	155	A	Portland	77 73								
172	A	Saint Mary's (CA)	68 66	216	H	Pepperdine	64 63								
125	H	San Diego	64 66	262	H	LMU (CA)	76 67								
65	H	BYU	66 76	223	A	San Francisco	84 61								

Non-Div I Games:

Pacific

■ Loss,
 ■ Non-Conf,
 ■ S Site,
 ■ H Home
 ■ A Away
 N Neutral

Average RPI Win:	230	WON-LOST	WINNING	LAST 10	STRENGTH OF	OPP. STRENGTH	TEAM	ADJ.	CONF.	ADJ CONF.
Average RPI Loss:	65	RECORD	PCT. RANK	GAMES	SCHEDULE	OF SCHEDULE	RPI	RPI	RPI	RPI
DIV. I ONLY	10- 5	74	6-4	250	89	103	103	8	8	
DIV. I NON-CONF.	9- 3	63	5-2	315	61	108	108	8	8	
TOTALS	RPI 1-25	RPI 26-50	W-L RECORDS	RPI 51-100	RPI 101-150	RPI 150+				
10- 5	0- 1	0- 1	OVERALL	1- 2	0- 1	9- 0				
5- 1	0- 1	0- 0	HOME	1- 0	0- 0	4- 0				
5- 4	0- 0	0- 1	AWAY	0- 2	0- 1	5- 0				
0- 0	0- 0	0- 0	NEUTRAL	0- 0	0- 0	0- 0				
9- 3	0- 0	0- 1	NON-CONFERENCE	1- 2	0- 0	8- 0				
5- 0	0- 0	0- 0	HOME	1- 0	0- 0	4- 0				
4- 3	0- 0	0- 1	AWAY	0- 2	0- 0	4- 0				
0- 0	0- 0	0- 0	NEUTRAL	0- 0	0- 0	0- 0				
1- 2	0- 1	0- 0	CONFERENCE	0- 0	0- 1	1- 0				
0- 1	0- 1	0- 0	HOME	0- 0	0- 0	0- 0				
1- 1	0- 0	0- 0	AWAY	0- 0	0- 1	1- 0				
0- 0	0- 0	0- 0	NEUTRAL	0- 0	0- 0	0- 0				

RPI 1-25				RPI 26-50				RPI 51-100				RPI 101+				Team's RPI: 103
RPI	S	Opponent	Score	RPI	S	Opponent	Score	RPI	S	Opponent	Score	RPI	S	Opponent	Score	
19	H	Princeton	55 75	42	A	Duke	50 66	53	A	Temple	72 76	124	A	Harvard	51 58	
								57	H	Drexel	53 49	170	A	Dartmouth	66 33	
								89	A	Villanova	58 70	192	A	Hawaii	70 55	
												202	A	La Salle	65 49	
												208	A	Saint Joseph's	55 45	
												236	H	Iona	74 42	
												254	H	Stetson	81 41	
												306	H	Siena	92 44	
												330	A	NJIT	85 51	
												346	H	Hartford	74 46	
LAST 10 Division I																
170	A	Dartmouth	66 33	192	A	Hawaii	70 55									
124	A	Harvard	51 58	57	H	Drexel	53 49									
53	A	Temple	72 76	254	H	Stetson	81 41									
89	A	Villanova	58 70	202	A	La Salle	65 49									
19	H	Princeton	55 75	346	H	Hartford	74 46									

Non-Div I Games: Chaminade 90 39

Penn

Average RPI Win:	209	WON-LOST	WINNING	LAST 10	STRENGTH OF	OPP. STRENGTH	TEAM	ADJ.	CONF.	ADJ CONF.
Average RPI Loss:	77	RECORD	PCT. RANK	GAMES	SCHEDULE	OF SCHEDULE	RPI	RPI	RPI	RPI
DIV. I ONLY	7- 15	272	1-9	46	60	182	182	2	2	
DIV. I NON-CONF.	6- 5	151	0	211	262	214	214	2	2	
TOTALS	RPI 1-25	RPI 26-50	W-L RECORDS	RPI 51-100	RPI 101-150	RPI 150+				
7- 15	0- 6	0- 3	OVERALL	0- 2	2- 1	5- 3				
5- 8	0- 3	0- 1	HOME	0- 2	2- 0	3- 2				
1- 6	0- 3	0- 2	AWAY	0- 0	0- 1	1- 0				
1- 1	0- 0	0- 0	NEUTRAL	0- 0	0- 0	1- 1				
6- 5	0- 1	0- 0	NON-CONFERENCE	0- 1	1- 0	5- 3				
4- 3	0- 0	0- 0	HOME	0- 1	1- 0	3- 2				
1- 1	0- 1	0- 0	AWAY	0- 0	0- 0	1- 0				
1- 1	0- 0	0- 0	NEUTRAL	0- 0	0- 0	1- 1				
1- 10	0- 5	0- 3	CONFERENCE	0- 1	1- 1	0- 0				
1- 5	0- 3	0- 1	HOME	0- 1	1- 0	0- 0				
0- 5	0- 2	0- 2	AWAY	0- 0	0- 1	0- 0				
0- 0	0- 0	0- 0	NEUTRAL	0- 0	0- 0	0- 0				

RPI 1-25				RPI 26-50				RPI 51-100				RPI 101+ Team's RPI: 182			
RPI	S	Opponent	Score	RPI	S	Opponent	Score	RPI	S	Opponent	Score	RPI	S	Opponent	Score
12	H	Iowa	66 77	26	A	Purdue	68 81	54	H	Minnesota	74 81	102	H	Michigan St.	86 73
14	H	Indiana	60 76	40	A	Michigan	48 82	86	H	Rider	70 78	107	A	Wisconsin	65 71
15	A	Northwestern	59 85	45	H	Rutgers	57 62					116	H	Fordham	72 59
15	H	Northwestern	59 82									174	H	Clemson	68 55
19	A	Princeton	55 72									193	A	Towson	73 67
25	A	Ohio St.	70 80									202	H	La Salle	67 69
												237	H	George Mason	68 78
												259	N	Long Beach St.	56 64
												271	H	Pittsburgh	78 73
												282	H	Sacred Heart	88 65
												322	N	N.C. Central	92 68
LAST 10 Division I															
15	H	Northwestern	59 82	45	H	Rutgers	57 62								
12	H	Iowa	66 77	25	A	Ohio St.	70 80								
26	A	Purdue	68 81	102	H	Michigan St.	86 73								
14	H	Indiana	60 76	107	A	Wisconsin	65 71								
15	A	Northwestern	59 85	40	A	Michigan	48 82								

Non-Div I Games:

Penn St.

■ Loss,
■ Non-Conf,
■ S Site,
■ H Home
■ A Away
N Neutral

Pepperdine

Through Games Of Feb. 2, 2020

Average RPI Win:	213	WON-LOST	WINNING	LAST 10	STRENGTH OF	OPP. STRENGTH	TEAM	ADJ.	CONF.	ADJ CONF.
Average RPI Loss:	133	RECORD	PCT. RANK	GAMES	SCHEDULE	OF SCHEDULE	RPI	RPI	RPI	RPI
DIV. I ONLY	9- 10	194	4-6	229	108	216	216	11	11	
DIV. I NON-CONF.	4- 4	164	0	318	174	251	251	11	11	
TOTALS	RPI 1-25	RPI 26-50	W-L RECORDS	RPI 51-100	RPI 101-150	RPI 150+				
9- 10	0- 1	0- 0	OVERALL	0- 2	2- 2	7- 5				
7- 4	0- 0	0- 0	HOME	0- 1	2- 0	5- 3				
2- 6	0- 1	0- 0	AWAY	0- 1	0- 2	2- 2				
0- 0	0- 0	0- 0	NEUTRAL	0- 0	0- 0	0- 0				
4- 4	0- 0	0- 0	NON-CONFERENCE	0- 1	0- 1	4- 2				
2- 2	0- 0	0- 0	HOME	0- 0	0- 0	2- 2				
2- 2	0- 0	0- 0	AWAY	0- 1	0- 1	2- 0				
0- 0	0- 0	0- 0	NEUTRAL	0- 0	0- 0	0- 0				
5- 6	0- 1	0- 0	CONFERENCE	0- 1	2- 1	3- 3				
5- 2	0- 0	0- 0	HOME	0- 1	2- 0	3- 1				
0- 4	0- 1	0- 0	AWAY	0- 0	0- 1	0- 2				
0- 0	0- 0	0- 0	NEUTRAL	0- 0	0- 0	0- 0				

RPI	S	Opponent	Score	RPI	S	Opponent	Score	RPI	S	Opponent	Score	RPI	S	Opponent	Score
6	A	Gonzaga	36 70					65	H	BYU	47 65	101	A	Boise St.	74 76
								85	A	Washington St.	48 85	109	A	Pacific	63 64
												109	H	Pacific	59 54
												125	H	San Diego	73 57
												155	A	Portland	67 69
												169	H	UC Davis	70 67
												172	A	Saint Mary's (CA)	78 85
												172	H	Saint Mary's (CA)	73 64
												180	H	Santa Clara	79 71
												184	H	UNLV	44 69
												192	H	Hawaii	51 52
												223	H	San Francisco	82 70
												262	H	LMU (CA)	77 84
												308	A	Eastern Wash.	53 52
												315	H	Cal Poly	63 53
												319	A	New Mexico St.	72 69
LAST 10 Division I															
172	H	Saint Mary's (CA)	73 64	223	H	San Francisco	82 70								
109	H	Pacific	59 54	180	H	Santa Clara	79 71								
155	A	Portland	67 69	109	A	Pacific	63 64								
6	A	Gonzaga	36 70	172	A	Saint Mary's (CA)	78 85								
262	H	LMU (CA)	77 84	65	H	BYU	47 65								

Non-Div I Games: Concordia (CA) 76 57 Cal St. L.A. 79 56

Pepperdine

Loss, Non-Conf, S Site, H Home A Away N Neutral

Pittsburgh

Through Games Of Feb. 2, 2020

Average RPI Win:	261	WON-LOST	WINNING	LAST 10	STRENGTH OF	OPP. STRENGTH	TEAM	ADJ.	CONF.	ADJ CONF.
Average RPI Loss:	94	RECORD	PCT. RANK	GAMES	SCHEDULE	OF SCHEDULE	RPI	RPI	RPI	RPI
DIV. I ONLY	4- 17	315	1-9	84	87	271	271	5	5	
DIV. I NON-CONF.	3- 8	268	0	242	221	310	310	3	3	
TOTALS	RPI 1-25	RPI 26-50	W-L RECORDS	RPI 51-100	RPI 101-150	RPI 150+				
4- 17	0- 3	0- 1	OVERALL	1- 7	0- 2	3- 4				
3- 9	0- 2	0- 0	HOME	1- 3	0- 2	2- 2				
0- 7	0- 1	0- 1	AWAY	0- 3	0- 0	0- 2				
1- 1	0- 0	0- 0	NEUTRAL	0- 1	0- 0	1- 0				
3- 8	0- 0	0- 0	NON-CONFERENCE	0- 5	0- 0	3- 3				
2- 4	0- 0	0- 0	HOME	0- 2	0- 0	2- 2				
0- 3	0- 0	0- 0	AWAY	0- 2	0- 0	0- 1				
1- 1	0- 0	0- 0	NEUTRAL	0- 1	0- 0	1- 0				
1- 9	0- 3	0- 1	CONFERENCE	1- 2	0- 2	0- 1				
1- 5	0- 2	0- 0	HOME	1- 1	0- 2	0- 0				
0- 4	0- 1	0- 1	AWAY	0- 1	0- 0	0- 1				
0- 0	0- 0	0- 0	NEUTRAL	0- 0	0- 0	0- 0				

RPI	S	Opponent	Score	RPI	S	Opponent	Score	RPI	S	Opponent	Score	RPI	S	Opponent	Score	Team's RPI: 271
3	A	Louisville	49 83	34	A	Virginia Tech	56 68	58	A	North Carolina	62 70	105	H	Notre Dame	52 60	
16	H	NC State	44 88					61	H	Boston College	70 79	118	H	Syracuse	51 69	
23	H	Florida St.	41 66					62	A	UCF	58 74	174	A	Clemson	67 75	
								67	N	Ohio	50 72	181	H	Miami (OH)	71 80	
								84	H	Stony Brook	56 59	182	A	Penn St.	73 78	
								90	A	Cincinnati	53 69	239	H	Georgetown	56 66	
								93	H	Wake Forest	53 48	275	N	Ole Miss	58 50	
								99	H	Duquesne	62 81	331	H	Fairleigh Dickinson	69 60	
												344	H	Central Conn. St.	81 73	
LAST 10 Division I																
23	H	Florida St.	41 66	174	A	Clemson	67 75									
93	H	Wake Forest	53 48	34	A	Virginia Tech	56 68									
3	A	Louisville	49 83	61	H	Boston College	70 79									
16	H	NC State	44 88	105	H	Notre Dame	52 60									
118	H	Syracuse	51 69	58	A	North Carolina	62 70									

Non-Div I Games:

Pittsburgh

■ Loss,
 ■ Non-Conf, S Site,
 ■ Home
 ■ Away
 N Neutral

Average RPI Win: 215	WON-LOST	WINNING	LAST 10	STRENGTH OF	OPP. STRENGTH	TEAM	ADJ.	CONF.	ADJ CONF.
Average RPI Loss: 125	RECORD	PCT. RANK	GAMES	SCHEDULE	OF SCHEDULE	RPI	RPI	RPI	RPI
DIV. I ONLY	11- 9	144	6-4	156	154	155	155	11	11
DIV. I NON-CONF.	5- 4	140	0	237	329	200	200	11	11
TOTALS	RPI 1-25	RPI 26-50	W-L RECORDS	RPI 51-100	RPI 101-150	RPI 150+			
11- 9	0- 1	0- 0	OVERALL	2- 1	0- 5	9- 2			
5- 6	0- 0	0- 0	HOME	1- 1	0- 4	4- 1			
6- 3	0- 1	0- 0	AWAY	1- 0	0- 1	5- 1			
0- 0	0- 0	0- 0	NEUTRAL	0- 0	0- 0	0- 0			
5- 4	0- 0	0- 0	NON-CONFERENCE	1- 0	0- 2	4- 2			
2- 3	0- 0	0- 0	HOME	1- 0	0- 2	1- 1			
3- 1	0- 0	0- 0	AWAY	0- 0	0- 0	3- 1			
0- 0	0- 0	0- 0	NEUTRAL	0- 0	0- 0	0- 0			
6- 5	0- 1	0- 0	CONFERENCE	1- 1	0- 3	5- 0			
3- 3	0- 0	0- 0	HOME	0- 1	0- 2	3- 0			
3- 2	0- 1	0- 0	AWAY	1- 0	0- 1	2- 0			
0- 0	0- 0	0- 0	NEUTRAL	0- 0	0- 0	0- 0			

RPI 1-25				RPI 26-50				RPI 51-100				RPI 101+ Team's RPI: 155			
RPI	S	Opponent	Score	RPI	S	Opponent	Score	RPI	S	Opponent	Score	RPI	S	Opponent	Score
6	A	Gonzaga	57 62					65	A	BYU	57 48	109	H	Pacific	73 77
								65	H	BYU	54 66	114	H	Loyola Chicago	64 78
								70	H	Fresno St.	75 64	121	H	Abilene Christian	69 76
												125	A	San Diego	55 74
												125	H	San Diego	58 62
												172	H	Saint Mary's (CA)	78 65
												180	A	Santa Clara	80 77
												186	H	Portland St.	71 77
												216	H	Pepperdine	69 67
												223	A	San Francisco	73 66
												250	H	Grand Canyon	73 41
												262	H	LMU (CA)	74 49
												273	A	CSUN	64 73
												294	A	Utah St.	70 64
												314	A	Air Force	72 56
												316	A	Weber St.	78 59
LAST 10 Division I															
125	H	San Diego	58 62	223	A	San Francisco	73 66								
65	H	BYU	54 66	172	H	Saint Mary's (CA)	78 65								
216	H	Pepperdine	69 67	109	H	Pacific	73 77								
262	H	LMU (CA)	74 49	65	A	BYU	57 48								
180	A	Santa Clara	80 77	125	A	San Diego	55 74								

Non-Div I Games: Warner Pacific 78 36 Willamette 82 42

Portland

Loss, Non-Conf, S Site, H Home A Away N Neutral

Average RPI Win:	224	WON-LOST	WINNING	LAST 10	STRENGTH OF	OPP. STRENGTH	TEAM	ADJ.	CONF.	ADJ CONF.
Average RPI Loss:	191	RECORD	PCT. RANK	GAMES	SCHEDULE	OF SCHEDULE	RPI	RPI	RPI	RPI
DIV. I ONLY	11- 9	144	6-4	245	271	186	186	18	18	
DIV. I NON-CONF.	5- 4	140	0	175	316	140	140	17	17	
TOTALS	RPI 1-25	RPI 26-50	W-L RECORDS	RPI 51-100	RPI 101-150	RPI 150+				
11- 9	0- 0	0- 1	OVERALL	0- 1	1- 1	10- 6				
6- 3	0- 0	0- 1	HOME	0- 1	1- 0	5- 1				
5- 5	0- 0	0- 0	AWAY	0- 0	0- 1	5- 4				
0- 1	0- 0	0- 0	NEUTRAL	0- 0	0- 0	0- 1				
5- 4	0- 0	0- 1	NON-CONFERENCE	0- 0	0- 1	5- 2				
2- 1	0- 0	0- 1	HOME	0- 0	0- 0	2- 0				
3- 2	0- 0	0- 0	AWAY	0- 0	0- 1	3- 1				
0- 1	0- 0	0- 0	NEUTRAL	0- 0	0- 0	0- 1				
6- 5	0- 0	0- 0	CONFERENCE	0- 1	1- 0	5- 4				
4- 2	0- 0	0- 0	HOME	0- 1	1- 0	3- 1				
2- 3	0- 0	0- 0	AWAY	0- 0	0- 0	2- 3				
0- 0	0- 0	0- 0	NEUTRAL	0- 0	0- 0	0- 0				

RPI S	Opponent	Score	RPI S	Opponent	Score	RPI S	Opponent	Score	RPI S	Opponent	Score	Team's RPI: 186
43	H Tennessee	61 88	95	H Montana St.	62 73	101	A Boise St.	57 82	106	H Idaho	74 53	
						155	A Portland	77 71	157	H Northern Ariz.	66 54	
						169	A UC Davis	76 70	185	A Montana	55 62	
						185	H Montana	78 65	217	A Southern Utah	58 71	
						221	A Northern Colo.	58 77	231	A Idaho St.	69 64	
						248	A UMKC	69 87	250	H Grand Canyon	69 46	
						289	H Nevada	80 75	297	A UC Irvine	70 61	
						297	N UC Irvine	75 83	308	H Eastern Wash.	75 58	
						309	H Sacramento St.	70 73	316	A Weber St.	76 57	
LAST 10 Division I												
185	A Montana	55 62	185	H Montana	78 65							
157	H Northern Ariz.	66 54	95	H Montana St.	62 73							
309	H Sacramento St.	70 73	308	H Eastern Wash.	75 58							
316	A Weber St.	76 57	106	H Idaho	74 53							
231	A Idaho St.	69 64	217	A Southern Utah	58 71							

P
o
r
t
l
a
n
d
S
t
.

P
o
r
t
l
a
n
d
S
t
.

Non-Div I Games: Multnomah 104 48

Portland St.

Loss, Non-Conf, S Site, H Home A Away N Neutral

Average RPI Win:	337	WON-LOST	WINNING	LAST 10	STRENGTH OF	OPP. STRENGTH	TEAM	ADJ.	CONF.	ADJ CONF.
Average RPI Loss:	129	RECORD	PCT. RANK	GAMES	SCHEDULE	OF SCHEDULE	RPI	RPI	RPI	RPI
DIV. I ONLY	4- 13	304	4-6	234	241	295	295	31	31	
DIV. I NON-CONF.	0- 9	338	0-2	22	46	257	257	31	31	
TOTALS	RPI 1-25	RPI 26-50	W-L RECORDS	RPI 51-100	RPI 101-150	RPI 150+				
4- 13	0- 1	0- 2	OVERALL	0- 2	0- 4	4- 4				
2- 3	0- 0	0- 0	HOME	0- 0	0- 1	2- 2				
2- 8	0- 1	0- 2	AWAY	0- 2	0- 2	2- 1				
0- 2	0- 0	0- 0	NEUTRAL	0- 0	0- 1	0- 1				
0- 9	0- 1	0- 2	NON-CONFERENCE	0- 1	0- 4	0- 1				
0- 1	0- 0	0- 0	HOME	0- 0	0- 1	0- 0				
0- 6	0- 1	0- 2	AWAY	0- 1	0- 2	0- 0				
0- 2	0- 0	0- 0	NEUTRAL	0- 0	0- 1	0- 1				
4- 4	0- 0	0- 0	CONFERENCE	0- 1	0- 0	4- 3				
2- 2	0- 0	0- 0	HOME	0- 0	0- 0	2- 2				
2- 2	0- 0	0- 0	AWAY	0- 1	0- 0	2- 1				
0- 0	0- 0	0- 0	NEUTRAL	0- 0	0- 0	0- 0				

RPI 1-25				RPI 26-50				RPI 51-100				RPI 101+ Team's RPI: 295			
RPI	S	Opponent	Score	RPI	S	Opponent	Score	RPI	S	Opponent	Score	RPI	S	Opponent	Score
18	A	Texas A&M	38 80	27	A	Arizona	48 83	98	A	Rice	55 77	107	A	Wisconsin	42 68
				38	A	Oklahoma	48 94	100	A	Texas Southern	65 88	119	H	Florida	44 51
												123	N	A&M-Corpus Christi	52 64
												138	A	Texas Tech	48 82
												166	A	Jackson St.	49 53
												181	N	Miami (OH)	52 65
												246	H	Southern U.	48 68
												317	H	Ark.-Pine Bluff	61 51
												321	H	Alcorn	63 68
												334	A	Alabama St.	62 59
												345	A	Grambling	67 54
												351	H	Mississippi Val.	81 47
LAST 10 Division I															
334	A	Alabama St.	62 59	100	A	Texas Southern	65 88								
351	H	Mississippi Val.	81 47	246	H	Southern U.	48 68								
317	H	Ark.-Pine Bluff	61 51	321	H	Alcorn	63 68								
166	A	Jackson St.	49 53	107	A	Wisconsin	42 68								
345	A	Grambling	67 54	138	A	Texas Tech	48 82								

Non-Div I Games: Huston-Tillotson 79 60 Wiley 75 42 Tex. A&M-Kingsville 85 55

Prairie View

Loss, Non-Conf, S Site, H Home A Away N Neutral

Presbyterian

Through Games Of Feb. 2, 2020

Average RPI Win:	301	WON-LOST	WINNING	LAST 10	STRENGTH OF	OPP. STRENGTH	TEAM	ADJ.	CONF.	ADJ CONF.
Average RPI Loss:	197	RECORD	PCT. RANK	GAMES	SCHEDULE	OF SCHEDULE	RPI	RPI	RPI	RPI
DIV. I ONLY	5- 13	288	3-7	283	332	303	303	26	26	
DIV. I NON-CONF.	2- 5	259	0	268	263	289	289	28	28	
TOTALS	RPI 1-25	RPI 26-50	W-L RECORDS	RPI 51-100	RPI 101-150	RPI 150+				
5- 13	0- 0	0- 1	OVERALL	0- 0	0- 2	5- 10				
2- 5	0- 0	0- 0	HOME	0- 0	0- 1	2- 4				
3- 8	0- 0	0- 1	AWAY	0- 0	0- 1	3- 6				
0- 0	0- 0	0- 0	NEUTRAL	0- 0	0- 0	0- 0				
2- 5	0- 0	0- 1	NON-CONFERENCE	0- 0	0- 1	2- 3				
1- 1	0- 0	0- 0	HOME	0- 0	0- 0	1- 1				
1- 4	0- 0	0- 1	AWAY	0- 0	0- 1	1- 2				
0- 0	0- 0	0- 0	NEUTRAL	0- 0	0- 0	0- 0				
3- 8	0- 0	0- 0	CONFERENCE	0- 0	0- 1	3- 7				
1- 4	0- 0	0- 0	HOME	0- 0	0- 1	1- 3				
2- 4	0- 0	0- 0	AWAY	0- 0	0- 0	2- 4				
0- 0	0- 0	0- 0	NEUTRAL	0- 0	0- 0	0- 0				

RPI 1-25			RPI 26-50			RPI 51-100			RPI 101+			Team's RPI: 303
RPI	S	Opponent	Score	RPI	S	Opponent	Score	RPI	S	Opponent	Score	
				39	A	West Virginia	40 56					
								119	A	Florida	46 60	
								134	H	Campbell	47 53	
								156	H	Hampton	42 71	
								161	A	Illinois	52 71	
								210	A	High Point	55 60	
								230	A	Radford	42 54	
								230	H	Radford	39 65	
								234	A	Gardner-Webb	56 53	
								238	A	UNC Asheville	39 54	
								245	H	Col. of Charleston	58 54	
								255	H	UNCW	60 70	
								257	A	Winthrop	54 61	
								265	H	Longwood	60 71	
								267	A	Wofford	60 67	
								338	H	USC Upstate	55 42	
								339	A	Charleston So.	67 46	
								350	A	South Carolina St.	70 49	
LAST 10 Division I												
				230	H	Radford	39 65	234	A	Gardner-Webb	56 53	
				339	A	Charleston So.	67 46	257	A	Winthrop	54 61	
				338	H	USC Upstate	55 42	156	H	Hampton	42 71	
				210	A	High Point	55 60	265	H	Longwood	60 71	
				134	H	Campbell	47 53	230	A	Radford	42 54	

Non-Div I Games: William Peace 72 35 Brevard 74 45

Presbyterian

Loss, Non-Conf, S Site, H Home A Away N Neutral

Average RPI Win: 163		WON-LOST	WINNING	LAST 10	STRENGTH OF	OPP. STRENGTH	TEAM	ADJ.	CONF.	ADJ CONF.
Average RPI Loss: 12		RECORD	PCT. RANK	GAMES	SCHEDULE	OF SCHEDULE	RPI	RPI	RPI	RPI
DIV. I ONLY		15- 1	8	10-0	105	100	19	19	8	8
DIV. I NON-CONF.		12- 1	9	7-0	149	66	20	20	8	8
TOTALS		RPI 1-25	RPI 26-50	W-L RECORDS		RPI 51-100	RPI 101-150	RPI 150+		
15- 1	0- 1		1- 0	OVERALL		4- 0	4- 0	6- 0		
7- 0	0- 0		1- 0	HOME		1- 0	0- 0	5- 0		
8- 1	0- 1		0- 0	AWAY		3- 0	4- 0	1- 0		
0- 0	0- 0		0- 0	NEUTRAL		0- 0	0- 0	0- 0		
12- 1	0- 1		1- 0	NON-CONFERENCE		4- 0	2- 0	5- 0		
7- 0	0- 0		1- 0	HOME		1- 0	0- 0	5- 0		
5- 1	0- 1		0- 0	AWAY		3- 0	2- 0	0- 0		
0- 0	0- 0		0- 0	NEUTRAL		0- 0	0- 0	0- 0		
3- 0	0- 0		0- 0	CONFERENCE		0- 0	2- 0	1- 0		
0- 0	0- 0		0- 0	HOME		0- 0	0- 0	0- 0		
3- 0	0- 0		0- 0	AWAY		0- 0	2- 0	1- 0		
0- 0	0- 0		0- 0	NEUTRAL		0- 0	0- 0	0- 0		

RPI	S	Opponent	Score	RPI	S	Opponent	Score	RPI	S	Opponent	Score	RPI	S	Opponent	Score
12	A	Iowa	75 77	29	H	FGCU	67 53	75	A	Seton Hall	78 76	103	A	Penn	75 55
								80	A	Marist	62 50	124	A	Harvard	60 46
								86	H	Rider	80 47	146	A	George Washington	75 50
								91	A	Saint Louis	66 50	149	A	Missouri	68 33
												170	A	Dartmouth	66 34
												182	H	Penn St.	72 55
												272	H	New Hampshire	77 37
												279	H	Monmouth	52 40
												307	H	St. Francis Brooklyn	76 44
												346	H	Hartford	73 42
LAST 10 Division I															
124	A	Harvard	60 46	149	A	Missouri	68 33								
170	A	Dartmouth	66 34	182	H	Penn St.	72 55								
103	A	Penn	75 55	346	H	Hartford	73 42								
272	H	New Hampshire	77 37	80	A	Marist	62 50								
91	A	Saint Louis	66 50	307	H	St. Francis Brooklyn	76 44								

Non-Div I Games:

Princeton

Providence

Through Games Of Feb. 2, 2020

Average RPI Win:	212	WON-LOST	WINNING	LAST 10	STRENGTH OF	OPP. STRENGTH	TEAM	ADJ.	CONF.	ADJ CONF.
Average RPI Loss:	77	RECORD	PCT. RANK	GAMES	SCHEDULE	OF SCHEDULE	RPI	RPI	RPI	RPI
DIV. I ONLY	10- 13	218	1-9	104	83	131	131	6	6	
DIV. I NON-CONF.	9- 3	63	0	221	192	70	70	6	6	
TOTALS	RPI 1-25	RPI 26-50	W-L RECORDS	RPI 51-100	RPI 101-150	RPI 150+				
10- 13	0- 2	0- 5	OVERALL	1- 4	2- 0	7- 2				
3- 3	0- 1	0- 1	HOME	1- 1	0- 0	2- 0				
5- 9	0- 1	0- 4	AWAY	0- 2	2- 0	3- 2				
2- 1	0- 0	0- 0	NEUTRAL	0- 1	0- 0	2- 0				
9- 3	0- 0	0- 1	NON-CONFERENCE	1- 1	2- 0	6- 1				
2- 0	0- 0	0- 0	HOME	1- 0	0- 0	1- 0				
5- 2	0- 0	0- 1	AWAY	0- 0	2- 0	3- 1				
2- 1	0- 0	0- 0	NEUTRAL	0- 1	0- 0	2- 0				
1- 10	0- 2	0- 4	CONFERENCE	0- 3	0- 0	1- 1				
1- 3	0- 1	0- 1	HOME	0- 1	0- 0	1- 0				
0- 7	0- 1	0- 3	AWAY	0- 2	0- 0	0- 1				
0- 0	0- 0	0- 0	NEUTRAL	0- 0	0- 0	0- 0				

RPI S Opponent	Score	RPI S Opponent	Score	RPI S Opponent	Score	RPI S Opponent	Score	Team's RPI: 131
20 A DePaul	71 93	31 A Creighton	63 72	61 H Boston College	76 60	104 A Utah	67 60	
20 H DePaul	67 80	35 A Yale	79 82	75 A Seton Hall	55 97	129 A Massachusetts	72 63	
		36 A Marquette	55 85	76 N Ball St.	51 52	177 N Rhode Island	58 51	
		36 H Marquette	50 60	89 A Villanova	49 51	203 H UMass Lowell	63 38	
		49 A St. John's (NY)	58 64	94 H Butler	47 50	204 A New Mexico	68 86	
						239 A Georgetown	53 62	
						241 H Xavier	60 48	
						262 N LMU (CA)	48 45	
						279 A Monmouth	68 52	
						318 A Bryant	76 32	
						346 A Hartford	75 57	
LAST 10 Division I								
20 A DePaul	71 93	49 A St. John's (NY)	58 64					
36 A Marquette	55 85	31 A Creighton	63 72					
241 H Xavier	60 48	36 H Marquette	50 60					
94 H Butler	47 50	20 H DePaul	67 80					
75 A Seton Hall	55 97	239 A Georgetown	53 62					

Non-Div I Games:

Providence

Loss, Non-Conf, S Site, H Home A Away N Neutral

Average RPI Win:	319	WON-LOST	WINNING	LAST 10	STRENGTH OF	OPP. STRENGTH	TEAM	ADJ.	CONF.	ADJ CONF.
Average RPI Loss:	167	RECORD	PCT. RANK	GAMES	SCHEDULE	OF SCHEDULE	RPI	RPI	RPI	RPI
DIV. I ONLY	3- 17	325	1-9	218	277	320	320	19	19	
DIV. I NON-CONF.	2- 9	304	0-1	274	290	335	335	18	18	
TOTALS	RPI 1-25	RPI 26-50	W-L RECORDS	RPI 51-100	RPI 101-150	RPI 150+				
3- 17	0- 0	0- 2	OVERALL	0- 3	0- 3	3- 9				
2- 7	0- 0	0- 1	HOME	0- 2	0- 1	2- 3				
1- 7	0- 0	0- 1	AWAY	0- 1	0- 0	1- 5				
0- 3	0- 0	0- 0	NEUTRAL	0- 0	0- 2	0- 1				
2- 9	0- 0	0- 0	NON-CONFERENCE	0- 2	0- 3	2- 4				
2- 2	0- 0	0- 0	HOME	0- 1	0- 1	2- 0				
0- 4	0- 0	0- 0	AWAY	0- 1	0- 0	0- 3				
0- 3	0- 0	0- 0	NEUTRAL	0- 0	0- 2	0- 1				
1- 8	0- 0	0- 2	CONFERENCE	0- 1	0- 0	1- 5				
0- 5	0- 0	0- 1	HOME	0- 1	0- 0	0- 3				
1- 3	0- 0	0- 1	AWAY	0- 0	0- 0	1- 2				
0- 0	0- 0	0- 0	NEUTRAL	0- 0	0- 0	0- 0				

RPI S	Opponent	Score	RPI S	Opponent	Score	RPI S	Opponent	Score	RPI S	Opponent	Score	Team's RPI: 320
47	A South Dakota	25 79	47	H South Dakota	41 62	68	H South Dakota St.	69 100	110	N Kent St.	67 75	
						76	H Ball St.	52 83	137	H Southeast Mo. St.	48 58	
						94	A Butler	58 85	138	N Texas Tech	48 82	
									168	A Eastern Mich.	40 64	
									196	A Akron	53 64	
									200	A North Dakota	85 91	
									200	H North Dakota	49 63	
									213	A Western Ill.	68 79	
									252	H Oral Roberts	73 79	
									279	N Monmouth	46 60	
									287	H North Dakota St.	44 58	
									296	A Omaha	58 57	
									326	H Evansville	67 64	
									327	A SIUE	53 57	
									335	H UIC	61 50	
LAST 10 Division I												
200	H North Dakota	49 63	68	H South Dakota St.	69 100							
287	H North Dakota St.	44 58	213	A Western Ill.	68 79							
296	A Omaha	58 57	200	A North Dakota	85 91							
47	A South Dakota	25 79	47	H South Dakota	41 62							
252	H Oral Roberts	73 79	94	A Butler	58 85							

Non-Div I Games: Heidelberg 82 55 Purdue Northwest 73 50

Purdue Fort Wayne

Loss, Non-Conf, S Site, H Home A Away N Neutral

Quinnipiac

Through Games Of Feb. 2, 2020

Average RPI Win:	252	WON-LOST	WINNING	LAST 10	STRENGTH OF	OPP. STRENGTH	TEAM	ADJ.	CONF.	ADJ CONF.
Average RPI Loss:	93	RECORD	PCT. RANK	GAMES	SCHEDULE	OF SCHEDULE	RPI	RPI	RPI	RPI
DIV. I ONLY	10- 9	161	7-3	174	173	165	165	24	24	
DIV. I NON-CONF.	3- 6	235	0	58	48	167	167	25	25	
TOTALS	RPI 1-25	RPI 26-50	W-L RECORDS	RPI 51-100	RPI 101-150	RPI 150+				
10- 9	0- 1	0- 1	OVERALL	1- 4	0- 2	9- 1				
6- 4	0- 0	0- 0	HOME	1- 1	0- 2	5- 1				
4- 5	0- 1	0- 1	AWAY	0- 3	0- 0	4- 0				
0- 0	0- 0	0- 0	NEUTRAL	0- 0	0- 0	0- 0				
3- 6	0- 1	0- 1	NON-CONFERENCE	1- 2	0- 2	2- 0				
2- 3	0- 0	0- 0	HOME	1- 1	0- 2	1- 0				
1- 3	0- 1	0- 1	AWAY	0- 1	0- 0	1- 0				
0- 0	0- 0	0- 0	NEUTRAL	0- 0	0- 0	0- 0				
7- 3	0- 0	0- 0	CONFERENCE	0- 2	0- 0	7- 1				
4- 1	0- 0	0- 0	HOME	0- 0	0- 0	4- 1				
3- 2	0- 0	0- 0	AWAY	0- 2	0- 0	3- 0				
0- 0	0- 0	0- 0	NEUTRAL	0- 0	0- 0	0- 0				

RPI 1-25				RPI 26-50				RPI 51-100				RPI 101+ Team's RPI: 165			
RPI	S	Opponent	Score	RPI	S	Opponent	Score	RPI	S	Opponent	Score	RPI	S	Opponent	Score
9	A	Maryland	52 107	35	A	Yale	59 63	57	H	Drexel	62 66	124	H	Harvard	68 77
								62	A	UCF	58 80	146	H	George Washington	67 78
								74	H	Bucknell	76 69	177	H	Rhode Island	75 63
								80	A	Marist	60 73	205	H	Fairfield	76 62
								86	A	Rider	59 75	218	H	Manhattan	70 58
												236	A	Iona	67 63
												236	H	Iona	71 75
												279	H	Monmouth	60 53
												306	A	Siena	66 52
												336	A	Saint Peter's	91 64
												341	H	Canisius	74 71
												346	A	Hartford	87 50
LAST 10 Division I															
				236	A	Iona	67 63					279	H	Monmouth	60 53
				336	A	Saint Peter's	91 64					218	H	Manhattan	70 58
				205	H	Fairfield	76 62					86	A	Rider	59 75
				80	A	Marist	60 73					306	A	Siena	66 52
				341	H	Canisius	74 71					236	H	Iona	71 75

Non-Div I Games:

Quinnipiac

Loss, Non-Conf, S Site, H Home A Away N Neutral

Average RPI Win:	294	WON-LOST	WINNING	LAST 10	STRENGTH OF	OPP. STRENGTH	TEAM	ADJ.	CONF.	ADJ CONF.
Average RPI Loss:	149	RECORD	PCT. RANK	GAMES	SCHEDULE	OF SCHEDULE	RPI	RPI	RPI	RPI
DIV. I ONLY	9- 11	205	6-4	288	240	230	230	26	26	
DIV. I NON-CONF.	2- 7	288	0	270	47	276	276	28	28	
TOTALS	RPI 1-25	RPI 26-50	W-L RECORDS	RPI 51-100	RPI 101-150	RPI 150+				
9- 11	0- 1	0- 1	OVERALL	0- 2	0- 1	9- 6				
3- 4	0- 0	0- 0	HOME	0- 0	0- 1	3- 3				
6- 7	0- 1	0- 1	AWAY	0- 2	0- 0	6- 3				
0- 0	0- 0	0- 0	NEUTRAL	0- 0	0- 0	0- 0				
2- 7	0- 1	0- 1	NON-CONFERENCE	0- 2	0- 0	2- 3				
0- 2	0- 0	0- 0	HOME	0- 0	0- 0	0- 2				
2- 5	0- 1	0- 1	AWAY	0- 2	0- 0	2- 1				
0- 0	0- 0	0- 0	NEUTRAL	0- 0	0- 0	0- 0				
7- 4	0- 0	0- 0	CONFERENCE	0- 0	0- 1	7- 3				
3- 2	0- 0	0- 0	HOME	0- 0	0- 1	3- 1				
4- 2	0- 0	0- 0	AWAY	0- 0	0- 0	4- 2				
0- 0	0- 0	0- 0	NEUTRAL	0- 0	0- 0	0- 0				

RPI 1-25				RPI 26-50				RPI 51-100				RPI 101+ Team's RPI: 230			
RPI	S	Opponent	Score	RPI	S	Opponent	Score	RPI	S	Opponent	Score	RPI	S	Opponent	Score
25	A	Ohio St.	57 70	39	A	West Virginia	37 74	71	A	Alabama	51 85	134	H	Campbell	32 43
								97	A	Vanderbilt	46 80	156	A	Hampton	48 51
												188	H	American	55 59
												210	A	High Point	58 68
												225	H	Mt. St. Mary's	58 75
												234	A	Gardner-Webb	84 73
												238	H	UNC Asheville	50 63
												253	A	Morehead St.	62 73
												257	H	Winthrop	54 53
												261	A	ETSU	67 43
												265	A	Longwood	62 61
												303	A	Presbyterian	65 39
												303	H	Presbyterian	54 42
												338	A	USC Upstate	57 41
												339	H	Charleston So.	72 35
												350	A	South Carolina St.	60 45
LAST 10 Division I															
303	A	Presbyterian	65 39	265	A	Longwood	62 61								
134	H	Campbell	32 43	238	H	UNC Asheville	50 63								
234	A	Gardner-Webb	84 73	156	A	Hampton	48 51								
338	A	USC Upstate	57 41	210	A	High Point	58 68								
257	H	Winthrop	54 53	339	H	Charleston So.	72 35								

Non-Div I Games:

Radford

■ Loss,
 ■ Non-Conf, S Site,
 ■ Home
 ■ Away
 N Neutral

Rhode Island

Through Games Of Feb. 2, 2020

Average RPI Win:	216	WON-LOST	WINNING	LAST 10	STRENGTH OF	OPP. STRENGTH	TEAM	ADJ.	CONF.	ADJ CONF.
Average RPI Loss:	141	RECORD	PCT. RANK	GAMES	SCHEDULE	OF SCHEDULE	RPI	RPI	RPI	RPI
DIV. I ONLY	11- 9	144	4-6	216	211	177	177	12	12	
DIV. I NON-CONF.	7- 5	131	0-2	222	318	157	157	12	12	
TOTALS	RPI 1-25	RPI 26-50	W-L RECORDS	RPI 51-100	RPI 101-150	RPI 150+				
11- 9	0- 0	0- 0	OVERALL	0- 3	4- 3	7- 3				
8- 2	0- 0	0- 0	HOME	0- 1	4- 1	4- 0				
2- 6	0- 0	0- 0	AWAY	0- 2	0- 1	2- 3				
1- 1	0- 0	0- 0	NEUTRAL	0- 0	0- 1	1- 0				
7- 5	0- 0	0- 0	NON-CONFERENCE	0- 1	2- 2	5- 2				
5- 0	0- 0	0- 0	HOME	0- 0	2- 0	3- 0				
1- 4	0- 0	0- 0	AWAY	0- 1	0- 1	1- 2				
1- 1	0- 0	0- 0	NEUTRAL	0- 0	0- 1	1- 0				
4- 4	0- 0	0- 0	CONFERENCE	0- 2	2- 1	2- 1				
3- 2	0- 0	0- 0	HOME	0- 1	2- 1	1- 0				
1- 2	0- 0	0- 0	AWAY	0- 1	0- 0	1- 1				
0- 0	0- 0	0- 0	NEUTRAL	0- 0	0- 0	0- 0				

RPI 1-25				RPI 26-50				RPI 51-100				RPI 101+				Team's RPI: 177	
RPI	S	Opponent	Score	RPI	S	Opponent	Score	RPI	S	Opponent	Score	RPI	S	Opponent	Score		
								61	A	Boston College	55	66	108	H	VCU	54	75
								96	A	Davidson	67	79	122	H	Holy Cross	73	58
								96	H	Davidson	70	77	124	A	Harvard	58	61
													129	H	Massachusetts	69	66
													131	N	Providence	51	58
													132	H	Richmond	76	70
													147	H	Robert Morris	71	59
													165	A	Quinnipiac	63	75
													200	A	North Dakota	61	67
													205	H	Fairfield	74	41
													208	A	Saint Joseph's	49	47
													224	N	Brown	89	44
													237	H	George Mason	47	42
													291	A	St. Bonaventure	59	64
													293	H	Vermont	77	74
													333	H	LIU Brooklyn	79	56
													346	A	Hartford	68	56
LAST 10 Division I																	
				237	H	George Mason	47	42	96	A	Davidson	67	79				
				96	H	Davidson	70	77	132	H	Richmond	76	70				
				291	A	St. Bonaventure	59	64	108	H	VCU	54	75				
				129	H	Massachusetts	69	66	124	A	Harvard	58	61				
				208	A	Saint Joseph's	49	47	165	A	Quinnipiac	63	75				

Non-Div I Games:

Rhode Island

■ Loss,
■ Non-Conf,
■ S Site,
■ H Home
■ A Away
N Neutral

Average RPI Win:	229	WON-LOST	WINNING	LAST 10	STRENGTH OF	OPP. STRENGTH	TEAM	ADJ.	CONF.	ADJ CONF.
Average RPI Loss:	84	RECORD	PCT. RANK	GAMES	SCHEDULE	OF SCHEDULE	RPI	RPI	RPI	RPI
DIV. I ONLY	14- 6	59	9-1	222	124	98	98	13	13	
DIV. I NON-CONF.	5- 6	187	0-1	179	83	197	197	14	14	
TOTALS	RPI 1-25	RPI 26-50	W-L RECORDS	RPI 51-100	RPI 101-150	RPI 150+				
14- 6	0- 1	1- 2	OVERALL	0- 2	0- 0	13- 1				
8- 1	0- 1	1- 0	HOME	0- 0	0- 0	7- 0				
6- 3	0- 0	0- 1	AWAY	0- 1	0- 0	6- 1				
0- 2	0- 0	0- 1	NEUTRAL	0- 1	0- 0	0- 0				
5- 6	0- 1	0- 2	NON-CONFERENCE	0- 2	0- 0	5- 1				
4- 1	0- 1	0- 0	HOME	0- 0	0- 0	4- 0				
1- 3	0- 0	0- 1	AWAY	0- 1	0- 0	1- 1				
0- 2	0- 0	0- 1	NEUTRAL	0- 1	0- 0	0- 0				
9- 0	0- 0	1- 0	CONFERENCE	0- 0	0- 0	8- 0				
4- 0	0- 0	1- 0	HOME	0- 0	0- 0	3- 0				
5- 0	0- 0	0- 0	AWAY	0- 0	0- 0	5- 0				
0- 0	0- 0	0- 0	NEUTRAL	0- 0	0- 0	0- 0				

RPI 1-25				RPI 26-50				RPI 51-100				Team's RPI: 98	RPI 101+			
RPI	S	Opponent	Score	RPI	S	Opponent	Score	RPI	S	Opponent	Score		RPI	S	Opponent	Score
18	H	Texas A&M	61 62	33	H	Western Ky.	73 65	88	N	Georgia Tech	52 54		157	H	Northern Ariz.	71 57
				34	N	Virginia Tech	45 54	100	A	Texas Southern	56 63		175	H	Little Rock	66 40
				50	A	Oklahoma St.	38 69						178	A	Fla. Atlantic	78 69
													194	H	Southern Miss.	75 64
													215	A	SMU	43 55
													229	A	UTEP	69 61
													235	H	Louisiana Tech	60 47
													256	A	North Texas	67 52
													258	H	Marshall	81 43
													283	A	FIU	68 47
													285	H	Nicholls St.	71 47
													295	H	Prairie View	77 55
													299	A	UTSA	74 62
													332	A	McNeese	81 50
LAST 10 Division I																
				256	A	North Texas	67 52					283	A	FIU	68 47	
				299	A	UTSA	74 62					178	A	Fla. Atlantic	78 69	
				229	A	UTEP	69 61					33	H	Western Ky.	73 65	
				194	H	Southern Miss.	75 64					258	H	Marshall	81 43	
				235	H	Louisiana Tech	60 47					88	N	Georgia Tech	52 54	

Non-Div I Games:

Rice

■ Loss,
■ Non-Conf, S Site,
■ Home
■ Away
N Neutral

Average RPI Win: 193	WON-LOST	WINNING	LAST 10	STRENGTH OF	OPP. STRENGTH	TEAM	ADJ.	CONF.	ADJ CONF.
Average RPI Loss: 123	RECORD	PCT. RANK	GAMES	SCHEDULE	OF SCHEDULE	RPI	RPI	RPI	RPI
DIV. I ONLY	10- 12	202	4-6	57	201	132	132	12	12
DIV. I NON-CONF.	7- 7	164	1-1	41	283	90	90	12	12
TOTALS	RPI 1-25	RPI 26-50	W-L RECORDS	RPI 51-100	RPI 101-150	RPI 150+			
10- 12	0- 0	0- 1	OVERALL	1- 4	2- 2	7- 5			
6- 2	0- 0	0- 0	HOME	1- 1	1- 0	4- 1			
4- 7	0- 0	0- 1	AWAY	0- 2	1- 2	3- 2			
0- 3	0- 0	0- 0	NEUTRAL	0- 1	0- 0	0- 2			
7- 7	0- 0	0- 1	NON-CONFERENCE	0- 3	2- 0	5- 3			
3- 1	0- 0	0- 0	HOME	0- 0	1- 0	2- 1			
4- 3	0- 0	0- 1	AWAY	0- 2	1- 0	3- 0			
0- 3	0- 0	0- 0	NEUTRAL	0- 1	0- 0	0- 2			
3- 5	0- 0	0- 0	CONFERENCE	1- 1	0- 2	2- 2			
3- 1	0- 0	0- 0	HOME	1- 1	0- 0	2- 0			
0- 4	0- 0	0- 0	AWAY	0- 0	0- 2	0- 2			
0- 0	0- 0	0- 0	NEUTRAL	0- 0	0- 0	0- 0			

RPI S	Opponent	Score	RPI S	Opponent	Score	RPI S	Opponent	Score	RPI S	Opponent	Score	Team's RPI: 132
			30 A	Old Dominion	51 73	55 N	Bradley	57 61	108 A	VCU	50 53	
						57 A	Drexel	52 58	126 A	Coastal Caro.	79 67	
						66 A	Charlotte	59 78	129 A	Massachusetts	50 64	
						77 H	Dayton	51 65	144 H	William & Mary	76 73	
						96 H	Davidson	69 57	152 A	UNC Greensboro	70 62	
									156 N	Hampton	65 69	
									176 H	Norfolk St.	77 69	
									177 A	Rhode Island	70 76	
									178 H	Fla. Atlantic	57 55	
									190 H	Furman	69 70	
									202 H	La Salle	63 61	
									208 A	Saint Joseph's	56 67	
									225 N	Mt. St. Mary's	67 75	
									239 A	Georgetown	51 49	
									291 H	St. Bonaventure	63 59	
									323 A	UMES	64 52	
LAST 10 Division I												
			291 H	St. Bonaventure	63 59	77 H	Dayton	51 65				
			129 A	Massachusetts	50 64	177 A	Rhode Island	70 76				
			96 H	Davidson	69 57	208 A	Saint Joseph's	56 67				
			202 H	La Salle	63 61	176 H	Norfolk St.	77 69				
			108 A	VCU	50 53	156 N	Hampton	65 69				

Non-Div I Games:

Richmond

■ Loss,
 ■ Non-Conf,
 S Site,
 ■ Home
 ■ Away
 N Neutral

Average RPI Win: 234	WON-LOST	WINNING	LAST 10	STRENGTH OF	OPP. STRENGTH	TEAM	ADJ.	CONF.	ADJ CONF.
Average RPI Loss: 51	RECORD	PCT. RANK	GAMES	SCHEDULE	OF SCHEDULE	RPI	RPI	RPI	RPI
DIV. I ONLY	17- 2	14	10-0	329	126	86	86	24	24
DIV. I NON-CONF.	7- 2	54	0	327	22	116	116	25	25
TOTALS	RPI 1-25	RPI 26-50	W-L RECORDS	RPI 51-100	RPI 101-150	RPI 150+			
17- 2	0- 1	0- 0	OVERALL	1- 1	0- 0	16- 0			
9- 0	0- 0	0- 0	HOME	0- 0	0- 0	9- 0			
7- 1	0- 1	0- 0	AWAY	1- 0	0- 0	6- 0			
1- 1	0- 0	0- 0	NEUTRAL	0- 1	0- 0	1- 0			
7- 2	0- 1	0- 0	NON-CONFERENCE	0- 1	0- 0	7- 0			
3- 0	0- 0	0- 0	HOME	0- 0	0- 0	3- 0			
3- 1	0- 1	0- 0	AWAY	0- 0	0- 0	3- 0			
1- 1	0- 0	0- 0	NEUTRAL	0- 1	0- 0	1- 0			
10- 0	0- 0	0- 0	CONFERENCE	1- 0	0- 0	9- 0			
6- 0	0- 0	0- 0	HOME	0- 0	0- 0	6- 0			
4- 0	0- 0	0- 0	AWAY	1- 0	0- 0	3- 0			
0- 0	0- 0	0- 0	NEUTRAL	0- 0	0- 0	0- 0			

RPI 1-25			RPI 26-50			RPI 51-100			Team's RPI: 86	RPI 101+		
RPI	S	Opponent	Score	RPI	S	Opponent	Score	RPI	S	Opponent	Score	
19	A	Princeton	47 80					80	A	Marist	76 72	165 H Quinnipiac 75 59
								82	N	North Florida	70 80	182 A Penn St. 78 70
												202 H La Salle 70 43
												205 H Fairfield 60 52
												218 H Manhattan 76 53
												236 A Iona 81 37
												239 A Georgetown 65 64
												241 H Xavier 64 57
												249 A Niagara 71 55
												249 H Niagara 79 75
												260 A Delaware St. 71 69
												266 N Lipscomb 81 76
												268 H Wagner 77 63
												279 H Monmouth 48 25
												306 H Siena 70 66
												341 A Canisius 70 57
LAST 10 Division I												
279	H	Monmouth	48 25	306	H	Siena	70 66					
218	H	Manhattan	76 53	80	A	Marist	76 72					
205	H	Fairfield	60 52	165	H	Quinnipiac	75 59					
249	A	Niagara	71 55	236	A	Iona	81 37					
341	A	Canisius	70 57	249	H	Niagara	79 75					

Non-Div I Games:

Rider

Average RPI Win:	265	WON-LOST	WINNING	LAST 10	STRENGTH OF	OPP. STRENGTH	TEAM	ADJ.	CONF.	ADJ CONF.
Average RPI Loss:	123	RECORD	PCT. RANK	GAMES	SCHEDULE	OF SCHEDULE	RPI	RPI	RPI	RPI
DIV. I ONLY	13- 6	67	9-1	287	239	147	147	30	30	
DIV. I NON-CONF.	4- 6	212	0-1	139	141	177	177	29	29	
TOTALS	RPI 1-25	RPI 26-50	W-L RECORDS	RPI 51-100	RPI 101-150	RPI 150+				
13- 6	0- 1	0- 1	OVERALL	0- 0	0- 1	13- 3				
7- 2	0- 0	0- 0	HOME	0- 0	0- 0	7- 2				
6- 4	0- 1	0- 1	AWAY	0- 0	0- 1	6- 1				
0- 0	0- 0	0- 0	NEUTRAL	0- 0	0- 0	0- 0				
4- 6	0- 1	0- 1	NON-CONFERENCE	0- 0	0- 1	4- 3				
2- 2	0- 0	0- 0	HOME	0- 0	0- 0	2- 2				
2- 4	0- 1	0- 1	AWAY	0- 0	0- 1	2- 1				
0- 0	0- 0	0- 0	NEUTRAL	0- 0	0- 0	0- 0				
9- 0	0- 0	0- 0	CONFERENCE	0- 0	0- 0	9- 0				
5- 0	0- 0	0- 0	HOME	0- 0	0- 0	5- 0				
4- 0	0- 0	0- 0	AWAY	0- 0	0- 0	4- 0				
0- 0	0- 0	0- 0	NEUTRAL	0- 0	0- 0	0- 0				

RPI 1-25				RPI 26-50				RPI 51-100				RPI 101+ Team's RPI: 147			
RPI	S	Opponent	Score	RPI	S	Opponent	Score	RPI	S	Opponent	Score	RPI	S	Opponent	Score
22	A	TCU	61 66	46	A	James Madison	32 59					110	A	Kent St.	81 82
												173	H	Columbia	59 61
												176	A	Norfolk St.	69 62
												177	A	Rhode Island	59 71
												202	A	La Salle	71 68
												206	A	Merrimack	68 62
												206	H	Merrimack	72 50
												212	H	Delaware	62 73
												228	H	Youngstown St.	58 43
												241	H	Xavier	71 57
												268	H	Wagner	51 47
												282	H	Sacred Heart	73 43
												307	A	St. Francis Brooklyn	70 59
												307	H	St. Francis Brooklyn	69 44
												333	A	LIU Brooklyn	70 59
												344	A	Central Conn. St.	86 56
												344	H	Central Conn. St.	80 42
LAST 10 Division I															
344	H	Central Conn. St.	80 42	307	H	St. Francis Brooklyn	69 44								
307	A	St. Francis Brooklyn	70 59	268	H	Wagner	51 47								
333	A	LIU Brooklyn	70 59	206	A	Merrimack	68 62								
282	H	Sacred Heart	73 43	344	A	Central Conn. St.	86 56								
206	H	Merrimack	72 50	46	A	James Madison	32 59								

Non-Div I Games: Pitt.-Johnstown 63 30

Robert Morris

■ Loss,
 ■ Non-Conf,
 ■ S Site,
 ■ Home
 ■ A Away
 N Neutral

Average RPI Win:	163	WON-LOST	WINNING	LAST 10	STRENGTH OF	OPP. STRENGTH	TEAM	ADJ.	CONF.	ADJ CONF.
Average RPI Loss:	46	RECORD	PCT. RANK	GAMES	SCHEDULE	OF SCHEDULE	RPI	RPI	RPI	RPI
DIV. I ONLY	16- 5	41	6-4	119	40	45	45	2	2	
DIV. I NON-CONF.	10- 1	19	0	230	78	45	45	2	2	
TOTALS	RPI 1-25	RPI 26-50	W-L RECORDS	RPI 51-100	RPI 101-150	RPI 150+				
16- 5	0- 2	2- 1	OVERALL	3- 1	2- 1	9- 0				
9- 2	0- 1	1- 0	HOME	1- 0	1- 1	6- 0				
5- 3	0- 1	1- 1	AWAY	0- 1	1- 0	3- 0				
2- 0	0- 0	0- 0	NEUTRAL	2- 0	0- 0	0- 0				
10- 1	0- 1	1- 0	NON-CONFERENCE	2- 0	1- 0	6- 0				
7- 0	0- 0	1- 0	HOME	0- 0	1- 0	5- 0				
1- 1	0- 1	0- 0	AWAY	0- 0	0- 0	1- 0				
2- 0	0- 0	0- 0	NEUTRAL	2- 0	0- 0	0- 0				
6- 4	0- 1	1- 1	CONFERENCE	1- 1	1- 1	3- 0				
2- 2	0- 1	0- 0	HOME	1- 0	0- 1	1- 0				
4- 2	0- 0	1- 1	AWAY	0- 1	1- 0	2- 0				
0- 0	0- 0	0- 0	NEUTRAL	0- 0	0- 0	0- 0				

RPI 1-25				RPI 26-50				Team's RPI: 45		RPI 51-100				RPI 101+			
RPI	S	Opponent	Score	RPI	S	Opponent	Score		RPI	S	Opponent	Score	RPI	S	Opponent	Score	
14	H	Indiana	56 66	26	A	Purdue	59 53		54	A	Minnesota	71 73	102	H	Michigan St.	55 66	
21	A	LSU	58 64	40	A	Michigan	57 71		73	H	Nebraska	69 65	107	A	Wisconsin	64 61	
				44	H	Virginia	73 63		88	N	Georgia Tech	46 43	124	H	Harvard	74 46	
									97	N	Vanderbilt	62 56	161	A	Illinois	75 51	
													161	H	Illinois	72 41	
													182	A	Penn St.	62 57	
													193	H	Towson	67 53	
													246	H	Southern U.	78 58	
													249	H	Niagara	87 37	
													251	A	South Alabama	77 56	
													258	H	Marshall	66 41	
													343	H	Coppin St.	107 33	
LAST 10 Division I																	
				54	A	Minnesota	71 73		73	H	Nebraska	69 65					
				161	H	Illinois	72 41		161	A	Illinois	75 51					
				40	A	Michigan	57 71		26	A	Purdue	59 53					
				102	H	Michigan St.	55 66		14	H	Indiana	56 66					
				182	A	Penn St.	62 57		107	A	Wisconsin	64 61					

Non-Div I Games:

Rutgers

■ Loss,
 ■ Non-Conf, S Site,
 ■ Home
 ■ Away
 N Neutral

Average RPI Win:	254	WON-LOST	WINNING	LAST 10	STRENGTH OF	OPP. STRENGTH	TEAM	ADJ.	CONF.	ADJ CONF.
Average RPI Loss:	100	RECORD	PCT. RANK	GAMES	SCHEDULE	OF SCHEDULE	RPI	RPI	RPI	RPI
DIV. I ONLY	13- 4	40	8-2	290	255	115	115	23	23	
DIV. I NON-CONF.	4- 2	90	0	283	143	141	141	20	20	
TOTALS	RPI 1-25	RPI 26-50	W-L RECORDS	RPI 51-100	RPI 101-150	RPI 150+				
13- 4	0- 0	0- 1	OVERALL	0- 1	2- 1	11- 1				
7- 1	0- 0	0- 0	HOME	0- 1	1- 0	6- 0				
5- 3	0- 0	0- 1	AWAY	0- 0	1- 1	4- 1				
1- 0	0- 0	0- 0	NEUTRAL	0- 0	0- 0	1- 0				
4- 2	0- 0	0- 1	NON-CONFERENCE	0- 1	0- 0	4- 0				
1- 1	0- 0	0- 0	HOME	0- 1	0- 0	1- 0				
2- 1	0- 0	0- 1	AWAY	0- 0	0- 0	2- 0				
1- 0	0- 0	0- 0	NEUTRAL	0- 0	0- 0	1- 0				
9- 2	0- 0	0- 0	CONFERENCE	0- 0	2- 1	7- 1				
6- 0	0- 0	0- 0	HOME	0- 0	1- 0	5- 0				
3- 2	0- 0	0- 0	AWAY	0- 0	1- 1	2- 1				
0- 0	0- 0	0- 0	NEUTRAL	0- 0	0- 0	0- 0				

RPI	S	Opponent	Score	RPI	S	Opponent	Score	RPI	S	Opponent	Score	RPI	S	Opponent	Score	Team's RPI: 115
38	A	Oklahoma	62	75	62	H	UCF	57	63	121	H	Abilene Christian	69	59		
										123	A	A&M-Corpus Christi	66	44		
										143	A	Sam Houston St.	55	63		
										158	A	New Orleans	50	53		
										211	A	Lamar University	54	53		
										214	H	Central Ark.	102	41		
										222	H	Southeastern La.	77	51		
										243	A	Tulsa	67	63		
										264	N	UC Santa Barbara	67	56		
										289	A	Nevada	80	65		
										304	H	Incarinate Word	67	45		
										310	A	Houston Baptist	59	42		
										321	H	Alcorn	67	62		
										332	H	McNeese	82	51		
										342	H	Northwestern St.	89	40		
LAST 10 Division I																
143	A	Sam Houston St.	55	63	214	H	Central Ark.	102	41							
121	H	Abilene Christian	69	59	123	A	A&M-Corpus Christi	66	44							
211	A	Lamar University	54	53	158	A	New Orleans	50	53							
342	H	Northwestern St.	89	40	222	H	Southeastern La.	77	51							
304	H	Incarinate Word	67	45	332	H	McNeese	82	51							

Non-Div I Games: LSU-Shreveport 75 32 Our Lady of the Lake 75 Cent. Christian (KS) 46

SFA

Loss, Non-Conf, S Site, H Home A Away N Neutral

SIUE										
Average RPI Win:	329	WON-LOST	WINNING	LAST 10	STRENGTH OF	OPP. STRENGTH	TEAM	ADJ.	CONF.	ADJ CONF.
Average RPI Loss:	162	RECORD	PCT. RANK	GAMES	SCHEDULE	OF SCHEDULE	RPI	RPI	RPI	RPI
DIV. I ONLY	3- 17	325	1-9	270	186	327	327	20	20	
DIV. I NON-CONF.	2- 8	295	0	276	109	326	326	23	23	

TOTALS	RPI 1-25	RPI 26-50	W-L RECORDS	RPI 51-100	RPI 101-150	RPI 150+				
3- 17	0- 0	0- 0	OVERALL	0- 6	0- 3	3- 8				
2- 7	0- 0	0- 0	HOME	0- 3	0- 2	2- 2				
1- 9	0- 0	0- 0	AWAY	0- 3	0- 1	1- 5				
0- 1	0- 0	0- 0	NEUTRAL	0- 0	0- 0	0- 1				
2- 8	0- 0	0- 0	NON-CONFERENCE	0- 4	0- 2	2- 2				
2- 3	0- 0	0- 0	HOME	0- 2	0- 1	2- 0				
0- 4	0- 0	0- 0	AWAY	0- 2	0- 1	0- 1				
0- 1	0- 0	0- 0	NEUTRAL	0- 0	0- 0	0- 1				
1- 9	0- 0	0- 0	CONFERENCE	0- 2	0- 1	1- 6				
0- 4	0- 0	0- 0	HOME	0- 1	0- 1	0- 2				
1- 5	0- 0	0- 0	AWAY	0- 1	0- 0	1- 4				
0- 0	0- 0	0- 0	NEUTRAL	0- 0	0- 0	0- 0				

RPI 1-25				RPI 26-50				RPI 51-100				RPI 101+ Team's RPI: 327			
RPI	S	Opponent	Score	RPI	S	Opponent	Score	RPI	S	Opponent	Score	RPI	S	Opponent	Score
								63	A	Belmont	48 69	114	H	Loyola Chicago	50 63
								69	H	UT Martin	39 79	137	H	Southeast Mo. St.	56 66
								72	A	Illinois St.	53 74	149	A	Missouri	51 68
								73	A	Nebraska	49 63	163	H	Tennessee Tech	50 65
								79	H	Southern Ill.	67 103	171	N	North Ala.	67 85
								91	H	Saint Louis	35 68	198	A	Austin Peay	61 74
												207	A	Murray St.	60 74
												253	A	Morehead St.	69 75
												278	A	Eastern Ky.	46 49
												305	H	Jacksonville St.	44 53
												320	H	Purdue Fort Wayne	57 53
												326	H	Evansville	85 74
												328	A	Georgia St.	73 74
												340	A	Tennessee St.	76 63

LAST 10 Division I															
				207	A	Murray St.	60 74	163	H	Tennessee Tech	50 65				
				198	A	Austin Peay	61 74	278	A	Eastern Ky.	46 49				
				69	H	UT Martin	39 79	253	A	Morehead St.	69 75				
				137	H	Southeast Mo. St.	56 66	340	A	Tennessee St.	76 63				
				305	H	Jacksonville St.	44 53	63	A	Belmont	48 69				

Non-Div I Games: Quincy

65 70

SIUE

■ Loss,
 ■ Non-Conf,
 ■ S Site,
 ■ H Home
 ■ A Away
 N Neutral

SMU				STRENGTH OF SCHEDULE	OPP. STRENGTH OF SCHEDULE	TEAM RPI	ADJ. RPI	CONF. RPI	ADJ CONF. RPI
Average RPI Win:	235	WON-LOST RECORD	WINNING PCT. RANK						
Average RPI Loss:	122		LAST 10 GAMES						
DIV. I ONLY	9- 11	205	4-6	142	149	215	215	9	9
DIV. I NON-CONF.	6- 6	164	1-1	171	305	238	238	9	9

TOTALS	RPI 1-25	RPI 26-50	W-L RECORDS	RPI 51-100	RPI 101-150	RPI 150+			
9- 11	0- 2	0- 0	OVERALL	1- 2	0- 3	8- 4			
7- 6	0- 2	0- 0	HOME	1- 0	0- 1	6- 3			
1- 5	0- 0	0- 0	AWAY	0- 2	0- 2	1- 1			
1- 0	0- 0	0- 0	NEUTRAL	0- 0	0- 0	1- 0			
6- 6	0- 1	0- 0	NON-CONFERENCE	1- 0	0- 2	5- 3			
5- 4	0- 1	0- 0	HOME	1- 0	0- 0	4- 3			
0- 2	0- 0	0- 0	AWAY	0- 0	0- 2	0- 0			
1- 0	0- 0	0- 0	NEUTRAL	0- 0	0- 0	1- 0			
3- 5	0- 1	0- 0	CONFERENCE	0- 2	0- 1	3- 1			
2- 2	0- 1	0- 0	HOME	0- 0	0- 1	2- 0			
1- 3	0- 0	0- 0	AWAY	0- 2	0- 0	1- 1			
0- 0	0- 0	0- 0	NEUTRAL	0- 0	0- 0	0- 0			

RPI 1-25				RPI 26-50				RPI 51-100				RPI 101+ Team's RPI: 215			
RPI	S	Opponent	Score	RPI	S	Opponent	Score	RPI	S	Opponent	Score	RPI	S	Opponent	Score
8	H	UConn	42 80					53	A	Temple	62 85	109	A	Pacific	49 77
22	H	TCU	56 57					62	A	UCF	57 67	112	A	UT Arlington	46 51
								98	H	Rice	55 43	142	H	Tulane	66 67
												167	H	Wichita St.	64 44
												179	A	Memphis	52 57
												197	H	Wright St.	61 69
												200	H	North Dakota	66 51
												221	H	Northern Colo.	52 61
												229	H	UTEP	60 56
												237	H	George Mason	58 59
												243	H	Tulsa	57 38
												273	N	CSUN	68 58
												274	A	East Carolina	55 47
												297	H	UC Irvine	59 56
												332	H	McNeese	81 60

LAST 10 Division I															
62	A	UCF	57 67	53	A	Temple	62 85								
167	H	Wichita St.	64 44	274	A	East Carolina	55 47								
243	H	Tulsa	57 38	8	H	UConn	42 80								
179	A	Memphis	52 57	237	H	George Mason	58 59								
142	H	Tulane	66 67	297	H	UC Irvine	59 56								

Non-Div I Games:

SMU

■ Loss,
 ■ Non-Conf,
 ■ S Site,
 ■ H Home
 ■ A Away
 N Neutral

Sacramento St.

Through Games Of Feb. 2, 2020

Average RPI Win:	257	WON-LOST	WINNING	LAST 10	STRENGTH OF	OPP. STRENGTH	TEAM	ADJ.	CONF.	ADJ CONF.
Average RPI Loss:	194	RECORD	PCT. RANK	GAMES	SCHEDULE	OF SCHEDULE	RPI	RPI	RPI	RPI
DIV. I ONLY	4- 13	304	4-6	304	231	309	309	18	18	
DIV. I NON-CONF.	0- 7	338	0	300	255	346	346	17	17	
TOTALS	RPI 1-25	RPI 26-50	W-L RECORDS	RPI 51-100	RPI 101-150	RPI 150+				
4- 13	0- 1	0- 0	OVERALL	0- 1	0- 1	4- 10				
1- 5	0- 1	0- 0	HOME	0- 1	0- 0	1- 3				
3- 8	0- 0	0- 0	AWAY	0- 0	0- 1	3- 7				
0- 0	0- 0	0- 0	NEUTRAL	0- 0	0- 0	0- 0				
0- 7	0- 1	0- 0	NON-CONFERENCE	0- 0	0- 1	0- 5				
0- 1	0- 1	0- 0	HOME	0- 0	0- 0	0- 0				
0- 6	0- 0	0- 0	AWAY	0- 0	0- 1	0- 5				
0- 0	0- 0	0- 0	NEUTRAL	0- 0	0- 0	0- 0				
4- 6	0- 0	0- 0	CONFERENCE	0- 1	0- 0	4- 5				
1- 4	0- 0	0- 0	HOME	0- 1	0- 0	1- 3				
3- 2	0- 0	0- 0	AWAY	0- 0	0- 0	3- 2				
0- 0	0- 0	0- 0	NEUTRAL	0- 0	0- 0	0- 0				

RPI 1-25				RPI 26-50				RPI 51-100				RPI 101+ Team's RPI: 309			
RPI	S	Opponent	Score	RPI	S	Opponent	Score	RPI	S	Opponent	Score	RPI	S	Opponent	Score
25	H	Ohio St.	74 104					95	H	Montana St.	48 85	136	A	San Jose St.	67 73
												157	A	Northern Ariz.	107 114
												157	H	Northern Ariz.	65 85
												169	A	UC Davis	75 77
												185	H	Montana	60 64
												186	A	Portland St.	73 70
												217	H	Southern Utah	87 82
												221	H	Northern Colo.	63 73
												223	A	San Francisco	82 87
												231	A	Idaho St.	62 80
												289	A	Nevada	72 83
												308	A	Eastern Wash.	74 67
												313	A	Seattle U	84 88
												315	A	Cal Poly	43 62
												316	A	Weber St.	91 67
LAST 10 Division I															
308	A	Eastern Wash.	74 67	316	A	Weber St.	91 67								
157	H	Northern Ariz.	65 85	157	A	Northern Ariz.	107 114								
186	A	Portland St.	73 70	231	A	Idaho St.	62 80								
217	H	Southern Utah	87 82	185	H	Montana	60 64								
221	H	Northern Colo.	63 73	95	H	Montana St.	48 85								

Non-Div I Games: Cal Maritime 86 55 Pacific Union 94 35

Sacramento St.

Loss, Non-Conf, S Site, H Home A Away N Neutral

Sacred Heart

Through Games Of Feb. 2, 2020

Average RPI Win:	304	WON-LOST	WINNING	LAST 10	STRENGTH OF	OPP. STRENGTH	TEAM	ADJ.	CONF.	ADJ CONF.
Average RPI Loss:	176	RECORD	PCT. RANK	GAMES	SCHEDULE	OF SCHEDULE	RPI	RPI	RPI	RPI
DIV. I ONLY	7- 12	245	5-5	312	282	282	282	30	30	
DIV. I NON-CONF.	2- 8	295	0-1	208	162	297	297	29	29	
TOTALS	RPI 1-25	RPI 26-50	W-L RECORDS	RPI 51-100	RPI 101-150	RPI 150+				
7- 12	0- 0	0- 1	OVERALL	0- 3	0- 2	7- 6				
4- 1	0- 0	0- 0	HOME	0- 0	0- 1	4- 0				
2- 10	0- 0	0- 1	AWAY	0- 2	0- 1	2- 6				
1- 1	0- 0	0- 0	NEUTRAL	0- 1	0- 0	1- 0				
2- 8	0- 0	0- 1	NON-CONFERENCE	0- 3	0- 1	2- 3				
1- 1	0- 0	0- 0	HOME	0- 0	0- 1	1- 0				
0- 6	0- 0	0- 1	AWAY	0- 2	0- 0	0- 3				
1- 1	0- 0	0- 0	NEUTRAL	0- 1	0- 0	1- 0				
5- 4	0- 0	0- 0	CONFERENCE	0- 0	0- 1	5- 3				
3- 0	0- 0	0- 0	HOME	0- 0	0- 0	3- 0				
2- 4	0- 0	0- 0	AWAY	0- 0	0- 1	2- 3				
0- 0	0- 0	0- 0	NEUTRAL	0- 0	0- 0	0- 0				

RPI 1-25				RPI 26-50				RPI 51-100				RPI 101+ Team's RPI: 282			
RPI	S	Opponent	Score	RPI	S	Opponent	Score	RPI	S	Opponent	Score	RPI	S	Opponent	Score
				35	A	Yale	40 87	73	N	Nebraska	49 72	122	H	Holy Cross	52 65
								75	A	Seton Hall	69 95	147	A	Robert Morris	43 73
								84	A	Stony Brook	50 54	182	A	Penn St.	65 88
												206	H	Merrimack	63 60
												208	A	Saint Joseph's	44 71
												247	A	Saint Francis (PA)	58 60
												268	A	Wagner	79 65
												306	A	Siena	57 68
												307	A	St. Francis Brooklyn	70 71
												312	H	Hofstra	71 44
												325	N	Detroit Mercy	66 60
												331	A	Fairleigh Dickinson	60 65
												331	H	Fairleigh Dickinson	68 53
												344	A	Central Conn. St.	54 52
												344	H	Central Conn. St.	66 58
LAST 10 Division I															
				307	A	St. Francis Brooklyn	70 71	331	A	Fairleigh Dickinson	60 65				
				344	A	Central Conn. St.	54 52	344	H	Central Conn. St.	66 58				
				331	H	Fairleigh Dickinson	68 53	268	A	Wagner	79 65				
				147	A	Robert Morris	43 73	206	H	Merrimack	63 60				
				247	A	Saint Francis (PA)	58 60	182	A	Penn St.	65 88				

Non-Div I Games: Bridgeport 77 63

Sacred Heart

Loss, Non-Conf, S Site, H Home A Away N Neutral

Average RPI Win:	299	WON-LOST	WINNING	LAST 10	STRENGTH OF	OPP. STRENGTH	TEAM	ADJ.	CONF.	ADJ CONF.
Average RPI Loss:	152	RECORD	PCT. RANK	GAMES	SCHEDULE	OF SCHEDULE	RPI	RPI	RPI	RPI
DIV. I ONLY	9- 12	220	7-3	269	273	247	247	30	30	
DIV. I NON-CONF.	2- 9	304	0	64	140	219	219	29	29	
TOTALS	RPI 1-25	RPI 26-50	W-L RECORDS	RPI 51-100	RPI 101-150	RPI 150+				
9- 12	0- 0	0- 3	OVERALL	0- 3	0- 1	9- 5				
4- 4	0- 0	0- 0	HOME	0- 1	0- 1	4- 2				
4- 7	0- 0	0- 2	AWAY	0- 2	0- 0	4- 3				
1- 1	0- 0	0- 1	NEUTRAL	0- 0	0- 0	1- 0				
2- 9	0- 0	0- 3	NON-CONFERENCE	0- 3	0- 1	2- 2				
0- 3	0- 0	0- 0	HOME	0- 1	0- 1	0- 1				
1- 5	0- 0	0- 2	AWAY	0- 2	0- 0	1- 1				
1- 1	0- 0	0- 1	NEUTRAL	0- 0	0- 0	1- 0				
7- 3	0- 0	0- 0	CONFERENCE	0- 0	0- 0	7- 3				
4- 1	0- 0	0- 0	HOME	0- 0	0- 0	4- 1				
3- 2	0- 0	0- 0	AWAY	0- 0	0- 0	3- 2				
0- 0	0- 0	0- 0	NEUTRAL	0- 0	0- 0	0- 0				

RPI S	Opponent	Score	RPI S	Opponent	Score	RPI S	Opponent	Score	RPI S	Opponent	Score	Team's RPI: 247
29	N FGCU	64 97	74	H Bucknell	46 70	113	H Liberty	52 71				
34	A Virginia Tech	41 105	81	A South Fla.	23 62	206	H Merrimack	56 71				
39	A West Virginia	45 74	99	A Duquesne	69 72	228	H Youngstown St.	46 56				
						253	A Morehead St.	54 65				
						254	N Stetson	78 73				
						268	H Wagner	51 50				
						282	H Sacred Heart	60 58				
						293	A Vermont	73 69				
						307	A St. Francis Brooklyn	67 59				
						307	H St. Francis Brooklyn	82 72				
						318	A Bryant	63 60				
						318	H Bryant	64 58				
						331	A Fairleigh Dickinson	47 56				
						333	A LIU Brooklyn	53 71				
						344	A Central Conn. St.	64 52				
LAST 10 Division I												
318	H Bryant	64 58	268	H Wagner	51 50							
333	A LIU Brooklyn	53 71	307	H St. Francis Brooklyn	82 72							
307	A St. Francis Brooklyn	67 59	331	A Fairleigh Dickinson	47 56							
206	H Merrimack	56 71	344	A Central Conn. St.	64 52							
282	H Sacred Heart	60 58	318	A Bryant	63 60							

Non-Div I Games:

Saint Francis (PA)

■ Loss,
 ■ Non-Conf,
 ■ S Site,
 ■ H Home
 ■ A Away
 N Neutral

Average RPI Win: 192		WON-LOST	WINNING	LAST 10	STRENGTH OF	OPP. STRENGTH	TEAM	ADJ.	CONF.	ADJ CONF.
Average RPI Loss: 121		RECORD	PCT. RANK	GAMES	SCHEDULE	OF SCHEDULE	RPI	RPI	RPI	RPI
DIV. I ONLY		8- 13	244	3-7	106	131	208	208	12	12
DIV. I NON-CONF.		6- 6	164	1-0	92	160	151	151	12	12
TOTALS		RPI 1-25	RPI 26-50	W-L RECORDS		RPI 51-100	RPI 101-150	RPI 150+		
8- 13	0- 0		0- 0	OVERALL		1- 5	2- 5	5- 3		
5- 6	0- 0		0- 0	HOME		1- 3	1- 2	3- 1		
2- 5	0- 0		0- 0	AWAY		0- 1	0- 3	2- 1		
1- 2	0- 0		0- 0	NEUTRAL		0- 1	1- 0	0- 1		
6- 6	0- 0		0- 0	NON-CONFERENCE		1- 3	1- 2	4- 1		
4- 2	0- 0		0- 0	HOME		1- 1	0- 1	3- 0		
1- 2	0- 0		0- 0	AWAY		0- 1	0- 1	1- 0		
1- 2	0- 0		0- 0	NEUTRAL		0- 1	1- 0	0- 1		
2- 7	0- 0		0- 0	CONFERENCE		0- 2	1- 3	1- 2		
1- 4	0- 0		0- 0	HOME		0- 2	1- 1	0- 1		
1- 3	0- 0		0- 0	AWAY		0- 0	0- 2	1- 1		
0- 0	0- 0		0- 0	NEUTRAL		0- 0	0- 0	0- 0		

RPI 1-25				RPI 26-50				RPI 51-100				RPI 101+				Team's RPI: 208	
RPI	S	Opponent	Score	RPI	S	Opponent	Score	RPI	S	Opponent	Score	RPI	S	Opponent	Score		
								53	H	Temple	67 63	103	H	Penn	45 55		
								57	H	Drexel	52 62	108	A	VCU	40 47		
								75	N	Seton Hall	39 55	120	A	Auburn	62 66		
								77	H	Dayton	44 59	124	N	Harvard	63 39		
								89	A	Villanova	44 60	129	A	Massachusetts	43 61		
								99	H	Duquesne	51 58	132	H	Richmond	67 56		
												146	H	George Washington	50 56		
												173	A	Columbia	71 57		
												177	H	Rhode Island	47 49		
												188	H	American	72 51		
												190	N	Furman	48 63		
												202	A	La Salle	59 67		
												282	H	Sacred Heart	71 44		
												290	H	Navy	49 40		
												291	A	St. Bonaventure	61 60		
LAST 10 Division I																	
				77	H	Dayton	44 59	177	H	Rhode Island	47 49						
				146	H	George Washington	50 56	129	A	Massachusetts	43 61						
				202	A	La Salle	59 67	108	A	VCU	40 47						
				291	A	St. Bonaventure	61 60	132	H	Richmond	67 56						
				99	H	Duquesne	51 58	290	H	Navy	49 40						

Non-Div I Games:

Saint Joseph's

Loss, Non-Conf, S Site, H Home A Away N Neutral

Average RPI Win:	167	WON-LOST	WINNING	LAST 10	STRENGTH OF	OPP. STRENGTH	TEAM	ADJ.	CONF.	ADJ CONF.
Average RPI Loss:	95	RECORD	PCT. RANK	GAMES	SCHEDULE	OF SCHEDULE	RPI	RPI	RPI	RPI
DIV. I ONLY	12- 9	127	5-5	79	103	91	91	12	12	
DIV. I NON-CONF.	8- 5	117	1-1	71	90	65	65	12	12	

TOTALS	RPI 1-25	RPI 26-50	W-L RECORDS	RPI 51-100	RPI 101-150	RPI 150+				
12- 9	0- 1	0- 0	OVERALL	5- 4	2- 4	5- 0				
6- 4	0- 1	0- 0	HOME	4- 1	1- 2	1- 0				
6- 5	0- 0	0- 0	AWAY	1- 3	1- 2	4- 0				
0- 0	0- 0	0- 0	NEUTRAL	0- 0	0- 0	0- 0				
8- 5	0- 1	0- 0	NON-CONFERENCE	4- 2	1- 2	3- 0				
4- 2	0- 1	0- 0	HOME	3- 0	1- 1	0- 0				
4- 3	0- 0	0- 0	AWAY	1- 2	0- 1	3- 0				
0- 0	0- 0	0- 0	NEUTRAL	0- 0	0- 0	0- 0				
4- 4	0- 0	0- 0	CONFERENCE	1- 2	1- 2	2- 0				
2- 2	0- 0	0- 0	HOME	1- 1	0- 1	1- 0				
2- 2	0- 0	0- 0	AWAY	0- 1	1- 1	1- 0				
0- 0	0- 0	0- 0	NEUTRAL	0- 0	0- 0	0- 0				

RPI 1-25				RPI 26-50				RPI 51-100 Team's RPI: 91				RPI 101+			
RPI	S	Opponent	Score	RPI	S	Opponent	Score	RPI	S	Opponent	Score	RPI	S	Opponent	Score
19	H	Princeton	50 66					69	H	UT Martin	56 50	108	H	VCU	52 65
								72	H	Illinois St.	61 56	116	A	Fordham	54 66
								77	A	Dayton	47 48	117	H	Kansas	60 68
								79	A	Southern Ill.	53 61	137	H	Southeast Mo. St.	76 61
								83	H	Colgate	61 51	146	A	George Washington	59 45
								90	A	Cincinnati	60 50	149	A	Missouri	58 83
								96	H	Davidson	58 65	202	A	La Salle	77 61
								97	A	Vanderbilt	50 62	209	A	Northern Ky.	67 42
								99	H	Duquesne	53 50	280	A	Indiana St.	55 53
												291	H	St. Bonaventure	72 51
												327	A	SIUE	68 35

LAST 10 Division I															
146	A	George Washington	59 45	108	H	VCU	52 65								
99	H	Duquesne	53 50	202	A	La Salle	77 61								
116	A	Fordham	54 66	96	H	Davidson	58 65								
77	A	Dayton	47 48	280	A	Indiana St.	55 53								
291	H	St. Bonaventure	72 51	117	H	Kansas	60 68								

Non-Div I Games:

Saint Louis

■ Loss,
 ■ Non-Conf,
 ■ S Site,
 ■ H Home
 ■ A Away
 N Neutral

Average RPI Win:	222	WON-LOST	WINNING	LAST 10	STRENGTH OF	OPP. STRENGTH	TEAM	ADJ.	CONF.	ADJ CONF.
Average RPI Loss:	116	RECORD	PCT. RANK	GAMES	SCHEDULE	OF SCHEDULE	RPI	RPI	RPI	RPI
DIV. I ONLY	10- 12	202	4-6	132	117	172	172	11	11	
DIV. I NON-CONF.	5- 6	187	0	103	150	175	175	11	11	
TOTALS	RPI 1-25	RPI 26-50	W-L RECORDS	RPI 51-100	RPI 101-150	RPI 150+				
10- 12	0- 2	1- 1	OVERALL	0- 2	0- 3	9- 4				
6- 5	0- 1	1- 1	HOME	0- 1	0- 2	5- 0				
3- 7	0- 1	0- 0	AWAY	0- 1	0- 1	3- 4				
1- 0	0- 0	0- 0	NEUTRAL	0- 0	0- 0	1- 0				
5- 6	0- 1	1- 1	NON-CONFERENCE	0- 1	0- 1	4- 2				
4- 2	0- 1	1- 1	HOME	0- 0	0- 0	3- 0				
0- 4	0- 0	0- 0	AWAY	0- 1	0- 1	0- 2				
1- 0	0- 0	0- 0	NEUTRAL	0- 0	0- 0	1- 0				
5- 6	0- 1	0- 0	CONFERENCE	0- 1	0- 2	5- 2				
2- 3	0- 0	0- 0	HOME	0- 1	0- 2	2- 0				
3- 3	0- 1	0- 0	AWAY	0- 0	0- 0	3- 2				
0- 0	0- 0	0- 0	NEUTRAL	0- 0	0- 0	3- 0				

RPI 1-25				RPI 26-50				RPI 51-100				RPI 101+ Team's RPI: 172			
RPI	S	Opponent	Score	RPI	S	Opponent	Score	RPI	S	Opponent	Score	RPI	S	Opponent	Score
6	A	Gonzaga	49 74	33	H	Western Ky.	80 73	62	A	UCF	58 67	109	H	Pacific	66 68
16	H	NC State	70 87	36	H	Marquette	63 77	65	H	BYU	55 65	117	A	Kansas	81 86
												125	H	San Diego	54 72
												155	A	Portland	65 78
												169	H	UC Davis	83 74
												180	A	Santa Clara	95 87
												191	A	Wyoming	67 69
												216	A	Pepperdine	64 73
												216	H	Pepperdine	85 78
												223	A	San Francisco	86 79
												262	A	LMU (CA)	70 61
												262	H	LMU (CA)	86 70
												264	H	UC Santa Barbara	64 43
												289	A	Nevada	72 78
												291	N	St. Bonaventure	72 57
												315	H	Cal Poly	84 67
LAST 10 Division I															
216	A	Pepperdine	64 73	155	A	Portland	65 78								
262	A	LMU (CA)	70 61	6	A	Gonzaga	49 74								
109	H	Pacific	66 68	262	H	LMU (CA)	86 70								
65	H	BYU	55 65	216	H	Pepperdine	85 78								
125	H	San Diego	54 72	180	A	Santa Clara	95 87								

Non-Div I Games:

Saint Mary's (CA)

■ Loss,
 ■ Non-Conf,
 ■ S Site,
 ■ H Home
 ■ A Away
 N Neutral

Saint Peter's

Through Games Of Feb. 2, 2020

Average RPI Win:	311	WON-LOST	WINNING	LAST 10	STRENGTH OF	OPP. STRENGTH	TEAM	ADJ.	CONF.	ADJ CONF.
Average RPI Loss:	232	RECORD	PCT. RANK	GAMES	SCHEDULE	OF SCHEDULE	RPI	RPI	RPI	RPI
DIV. I ONLY	5- 14	292	2-8	349	321	336	336	24	24	
DIV. I NON-CONF.	3- 6	235	0	346	345	333	333	25	25	
TOTALS	RPI 1-25	RPI 26-50	W-L RECORDS	RPI 51-100	RPI 101-150	RPI 150+				
5- 14	0- 0	0- 0	OVERALL	0- 1	0- 1	5- 12				
2- 5	0- 0	0- 0	HOME	0- 0	0- 1	2- 4				
3- 9	0- 0	0- 0	AWAY	0- 1	0- 0	3- 8				
0- 0	0- 0	0- 0	NEUTRAL	0- 0	0- 0	0- 0				
3- 6	0- 0	0- 0	NON-CONFERENCE	0- 0	0- 1	3- 5				
1- 2	0- 0	0- 0	HOME	0- 0	0- 1	1- 1				
2- 4	0- 0	0- 0	AWAY	0- 0	0- 0	2- 4				
0- 0	0- 0	0- 0	NEUTRAL	0- 0	0- 0	0- 0				
2- 8	0- 0	0- 0	CONFERENCE	0- 1	0- 0	2- 7				
1- 3	0- 0	0- 0	HOME	0- 0	0- 0	1- 3				
1- 5	0- 0	0- 0	AWAY	0- 1	0- 0	1- 4				
0- 0	0- 0	0- 0	NEUTRAL	0- 0	0- 0	0- 0				

RPI 1-25				RPI 26-50				RPI 51-100				RPI 101+ Team's RPI: 336					
RPI	S	Opponent	Score	RPI	S	Opponent	Score	RPI	S	Opponent	Score	RPI	S	Opponent	Score		
								80	A	Marist	76	96	141	H	Lehigh	71	80
													165	H	Quinnipiac	64	91
													205	A	Fairfield	48	67
													218	A	Manhattan	64	68
													218	H	Manhattan	52	85
													232	H	Morgan St.	78	77
													236	A	Iona	59	69
													249	A	Niagara	89	97
													260	A	Delaware St.	66	89
													263	A	Howard	80	92
													268	A	Wagner	89	90
													279	H	Monmouth	67	81
													306	H	Siena	87	83
													330	A	NJIT	73	76
													331	H	Fairleigh Dickinson	71	77
													333	A	LIU Brooklyn	89	74
													341	A	Canisius	86	68
													343	A	Coppin St.	82	57
LAST 10 Division I																	
				218	A	Manhattan	64	68					279	H	Monmouth	67	81
				165	H	Quinnipiac	64	91					205	A	Fairfield	48	67
				341	A	Canisius	86	68					218	H	Manhattan	52	85
				249	A	Niagara	89	97					306	H	Siena	87	83
				236	A	Iona	59	69					80	A	Marist	76	96

Non-Div I Games:

Saint Peter's

■ Loss,
■ Non-Conf,
■ S Site,
■ H Home
■ A Away
N Neutral

Average RPI Win: 240		WON-LOST	WINNING	LAST 10	STRENGTH OF	OPP. STRENGTH	TEAM	ADJ.	CONF.	ADJ CONF.
Average RPI Loss: 158		RECORD	PCT. RANK	GAMES	SCHEDULE	OF SCHEDULE	RPI	RPI	RPI	RPI
DIV. I ONLY		11- 6	91	8-2	285	238	143	143	23	23
DIV. I NON-CONF.		2- 4	235	0	263	147	234	234	20	20
TOTALS		RPI 1-25	RPI 26-50	W-L RECORDS	RPI 51-100	RPI 101-150	RPI 150+			
11- 6	0- 0		0- 1	OVERALL	0- 0	1- 3	10- 2			
5- 1	0- 0		0- 0	HOME	0- 0	1- 1	4- 0			
6- 5	0- 0		0- 1	AWAY	0- 0	0- 2	6- 2			
0- 0	0- 0		0- 0	NEUTRAL	0- 0	0- 0	0- 0			
2- 4	0- 0		0- 1	NON-CONFERENCE	0- 0	0- 1	2- 2			
1- 0	0- 0		0- 0	HOME	0- 0	0- 0	1- 0			
1- 4	0- 0		0- 1	AWAY	0- 0	0- 1	1- 2			
0- 0	0- 0		0- 0	NEUTRAL	0- 0	0- 0	0- 0			
9- 2	0- 0		0- 0	CONFERENCE	0- 0	1- 2	8- 0			
4- 1	0- 0		0- 0	HOME	0- 0	1- 1	3- 0			
5- 1	0- 0		0- 0	AWAY	0- 0	0- 1	5- 0			
0- 0	0- 0		0- 0	NEUTRAL	0- 0	0- 0	0- 0			

RPI 1-25				RPI 26-50				RPI 51-100				RPI 101+ Team's RPI: 143			
RPI	S	Opponent	Score	RPI	S	Opponent	Score	RPI	S	Opponent	Score	RPI	S	Opponent	Score
				38	A	Oklahoma	71 95					115	H	SFA	63 55
												121	H	Abilene Christian	73 81
												123	A	A&M-Corpus Christi	54 57
												138	A	Texas Tech	57 99
												153	H	Louisiana	77 73
												158	A	New Orleans	78 46
												211	H	Lamar University	68 47
												214	A	Central Ark.	72 54
												222	A	Southeastern La.	84 69
												252	A	Oral Roberts	41 64
												275	A	Ole Miss	69 75
												285	H	Nicholls St.	87 71
												299	A	UTSA	81 77
												310	A	Houston Baptist	97 69
												332	H	McNeese	92 59
												342	A	Northwestern St.	79 69
LAST 10 Division I															
				115	H	SFA	63 55	214	A	Central Ark.	72 54				
				123	A	A&M-Corpus Christi	54 57	222	A	Southeastern La.	84 69				
				121	H	Abilene Christian	73 81	285	H	Nicholls St.	87 71				
				310	A	Houston Baptist	97 69	332	H	McNeese	92 59				
				211	H	Lamar University	68 47	158	A	New Orleans	78 46				

Non-Div I Games:	Jarvis Christian	114	46	Howard Payne	91	49	Wiley	102	52
------------------	------------------	-----	----	--------------	----	----	-------	-----	----

Sam Houston St.

Loss, Non-Conf, S Site, H Home A Away N Neutral

Average RPI Win:	259	WON-LOST	WINNING	LAST 10	STRENGTH OF	OPP. STRENGTH	TEAM	ADJ.	CONF.	ADJ CONF.
Average RPI Loss:	103	RECORD	PCT. RANK	GAMES	SCHEDULE	OF SCHEDULE	RPI	RPI	RPI	RPI
DIV. I ONLY	10- 11	189	8-2	139	222	145	145	25	25	
DIV. I NON-CONF.	4- 10	259	2-1	59	224	156	156	22	22	
TOTALS	RPI 1-25	RPI 26-50	W-L RECORDS	RPI 51-100	RPI 101-150	RPI 150+				
10- 11	0- 2	0- 1	OVERALL	0- 2	0- 3	10- 3				
3- 3	0- 0	0- 1	HOME	0- 1	0- 0	3- 1				
6- 8	0- 2	0- 0	AWAY	0- 1	0- 3	6- 2				
1- 0	0- 0	0- 0	NEUTRAL	0- 0	0- 0	1- 0				
4- 10	0- 2	0- 1	NON-CONFERENCE	0- 2	0- 3	4- 2				
0- 3	0- 0	0- 1	HOME	0- 1	0- 0	0- 1				
3- 7	0- 2	0- 0	AWAY	0- 1	0- 3	3- 1				
1- 0	0- 0	0- 0	NEUTRAL	0- 0	0- 0	1- 0				
6- 1	0- 0	0- 0	CONFERENCE	0- 0	0- 0	6- 1				
3- 0	0- 0	0- 0	HOME	0- 0	0- 0	3- 0				
3- 1	0- 0	0- 0	AWAY	0- 0	0- 0	3- 1				
0- 0	0- 0	0- 0	NEUTRAL	0- 0	0- 0	0- 0				

RPI 1-25				RPI 26-50				RPI 51-100				RPI 101+ Team's RPI: 145			
RPI	S	Opponent	Score	RPI	S	Opponent	Score	RPI	S	Opponent	Score	RPI	S	Opponent	Score
23	A	Florida St.	59 88	33	H	Western Ky.	84 88	64	H	Troy	65 74	111	A	UAB	69 76
24	A	Kentucky	49 79					69	A	UT Martin	75 80	116	A	Fordham	37 68
												119	A	Florida	48 84
												152	A	UNC Greensboro	56 42
												163	H	Tennessee Tech	57 72
												171	A	North Ala.	79 63
												190	A	Furman	69 77
												207	A	Murray St.	84 56
												219	H	Chattanooga	60 46
												220	A	Kennesaw St.	55 60
												261	H	ETSU	68 34
												267	A	Wofford	74 58
												312	N	Hofstra	65 45
												329	H	Mercer	72 64
												334	A	Alabama St.	83 48
												337	A	Western Caro.	62 50
LAST 10 Division I															
152	A	UNC Greensboro	56 42	190	A	Furman	69 77								
337	A	Western Caro.	62 50	267	A	Wofford	74 58								
261	H	ETSU	68 34	312	N	Hofstra	65 45								
219	H	Chattanooga	60 46	116	A	Fordham	37 68								
329	H	Mercer	72 64	207	A	Murray St.	84 56								

Non-Div I Games: Montevallo 81 60

Samford

■ Loss,
 ■ Non-Conf,
 ■ S Site,
 ■ Home
 ■ A Away
 N Neutral

Average RPI Win:	213	WON-LOST	WINNING	LAST 10	STRENGTH OF	OPP. STRENGTH	TEAM	ADJ.	CONF.	ADJ CONF.
Average RPI Loss:	115	RECORD	PCT. RANK	GAMES	SCHEDULE	OF SCHEDULE	RPI	RPI	RPI	RPI
DIV. I ONLY	12- 9	127	7-3	111	158	125	125	11	11	
DIV. I NON-CONF.	5- 5	164	0	207	310	228	228	11	11	
TOTALS	RPI 1-25	RPI 26-50	W-L RECORDS	RPI 51-100	RPI 101-150	RPI 150+				
12- 9	0- 2	0- 0	OVERALL	0- 1	1- 4	11- 2				
6- 5	0- 1	0- 0	HOME	0- 0	0- 3	6- 1				
6- 4	0- 1	0- 0	AWAY	0- 1	1- 1	5- 1				
0- 0	0- 0	0- 0	NEUTRAL	0- 0	0- 0	0- 0				
5- 5	0- 0	0- 0	NON-CONFERENCE	0- 0	0- 4	5- 1				
3- 4	0- 0	0- 0	HOME	0- 0	0- 3	3- 1				
2- 1	0- 0	0- 0	AWAY	0- 0	0- 1	2- 0				
0- 0	0- 0	0- 0	NEUTRAL	0- 0	0- 0	0- 0				
7- 4	0- 2	0- 0	CONFERENCE	0- 1	1- 0	6- 1				
3- 1	0- 1	0- 0	HOME	0- 0	0- 0	3- 0				
4- 3	0- 1	0- 0	AWAY	0- 1	1- 0	3- 1				
0- 0	0- 0	0- 0	NEUTRAL	0- 0	0- 0	0- 0				

RPI 1-25				RPI 26-50				RPI 51-100				RPI 101+ Team's RPI: 125			
RPI	S	Opponent	Score	RPI	S	Opponent	Score	RPI	S	Opponent	Score	RPI	S	Opponent	Score
6	A	Gonzaga	46 57					65	A	BYU	36 52	106	H	Idaho	32 65
6	H	Gonzaga	42 57									109	A	Pacific	66 64
												133	H	Washington	47 65
												136	A	San Jose St.	82 88
												138	H	Texas Tech	60 64
												155	A	Portland	62 58
												155	H	Portland	74 55
												172	A	Saint Mary's (CA)	72 54
												180	H	Santa Clara	50 47
												193	H	Towson	81 67
												216	A	Pepperdine	57 73
												223	H	San Francisco	54 50
												233	H	Cal St. Fullerton	67 72
												242	A	San Diego St.	70 47
												262	A	LMU (CA)	67 59
												273	H	CSUN	59 40
												279	H	Monmouth	57 49
												314	A	Air Force	70 59
LAST 10 Division I															
155	A	Portland	62 58	172	A	Saint Mary's (CA)	72 54								
6	A	Gonzaga	46 57	65	A	BYU	36 52								
223	H	San Francisco	54 50	6	H	Gonzaga	42 57								
180	H	Santa Clara	50 47	155	H	Portland	74 55								
109	A	Pacific	66 64	262	A	LMU (CA)	67 59								

Non-Div I Games: Biola 81 28

San Diego

■ Loss,
 ■ Non-Conf,
 ■ S Site,
 ■ Home
 ■ Away
 N Neutral

Average RPI Win:	247	WON-LOST	WINNING	LAST 10	STRENGTH OF	OPP. STRENGTH	TEAM	ADJ.	CONF.	ADJ CONF.
Average RPI Loss:	179	RECORD	PCT. RANK	GAMES	SCHEDULE	OF SCHEDULE	RPI	RPI	RPI	RPI
DIV. I ONLY	10- 13	218	5-5	203	276	242	242	17	17	
DIV. I NON-CONF.	4- 7	225	0	275	324	300	300	24	24	
TOTALS	RPI 1-25	RPI 26-50	W-L RECORDS	RPI 51-100	RPI 101-150	RPI 150+				
10- 13	0- 0	0- 0	OVERALL	0- 2	0- 4	10- 7				
7- 6	0- 0	0- 0	HOME	0- 1	0- 2	7- 3				
3- 7	0- 0	0- 0	AWAY	0- 1	0- 2	3- 4				
0- 0	0- 0	0- 0	NEUTRAL	0- 0	0- 0	0- 0				
4- 7	0- 0	0- 0	NON-CONFERENCE	0- 0	0- 2	4- 5				
2- 5	0- 0	0- 0	HOME	0- 0	0- 2	2- 3				
2- 2	0- 0	0- 0	AWAY	0- 0	0- 0	2- 2				
0- 0	0- 0	0- 0	NEUTRAL	0- 0	0- 0	0- 0				
6- 6	0- 0	0- 0	CONFERENCE	0- 2	0- 2	6- 2				
5- 1	0- 0	0- 0	HOME	0- 1	0- 0	5- 0				
1- 5	0- 0	0- 0	AWAY	0- 1	0- 2	1- 2				
0- 0	0- 0	0- 0	NEUTRAL	0- 0	0- 0	0- 0				

RPI S	Opponent	Score	RPI S	Opponent	Score	RPI S	Opponent	Score	RPI S	Opponent	Score	Team's RPI: 242
						70	A Fresno St.	54 79	101	A Boise St.	72 86	
						70	H Fresno St.	60 65	125	H San Diego	47 70	
									128	H California	48 74	
									136	A San Jose St.	67 84	
									184	H UNLV	48 39	
									191	A Wyoming	67 81	
									191	H Wyoming	67 60	
									192	A Hawaii	58 61	
									193	H Towson	80 72	
									201	H Arkansas St.	62 71	
									204	H New Mexico	75 74	
									233	H Cal St. Fullerton	55 45	
									264	A UC Santa Barbara	52 64	
									270	H Colorado St.	59 49	
									273	H CSUN	69 74	
									284	H Alabama A&M	53 61	
									289	A Nevada	69 70	
									294	A Utah St.	59 51	
									294	H Utah St.	66 62	
									301	A California Baptist	80 68	
									304	A Incarnate Word	57 48	
LAST 10 Division I												
			294	A Utah St.	59 51	70	H Fresno St.	60 65				
			204	H New Mexico	75 74	101	A Boise St.	72 86				
			184	H UNLV	48 39	191	H Wyoming	67 60				
			191	A Wyoming	67 81	294	H Utah St.	66 62				
			289	A Nevada	69 70	70	A Fresno St.	54 79				

Non-Div I Games: Westcliff 77 56

San Diego St.

San Francisco

Through Games Of Feb. 2, 2020

Average RPI Win:	236	WON-LOST	WINNING	LAST 10	STRENGTH OF	OPP. STRENGTH	TEAM	ADJ.	CONF.	ADJ CONF.
Average RPI Loss:	123	RECORD	PCT. RANK	GAMES	SCHEDULE	OF SCHEDULE	RPI	RPI	RPI	RPI
DIV. I ONLY	8- 14	249	1-9	143	133	223	223	11	11	
DIV. I NON-CONF.	7- 5	131	0	133	232	126	126	11	11	

TOTALS	RPI 1-25	RPI 26-50	W-L RECORDS	RPI 51-100	RPI 101-150	RPI 150+				
8- 14	0- 3	0- 0	OVERALL	0- 1	1- 4	7- 6				
3- 7	0- 2	0- 0	HOME	0- 0	0- 2	3- 3				
2- 6	0- 0	0- 0	AWAY	0- 1	0- 2	2- 3				
3- 1	0- 1	0- 0	NEUTRAL	0- 0	1- 0	2- 0				
7- 5	0- 2	0- 0	NON-CONFERENCE	0- 0	1- 2	6- 1				
3- 2	0- 1	0- 0	HOME	0- 0	0- 1	3- 0				
1- 2	0- 0	0- 0	AWAY	0- 0	0- 1	1- 1				
3- 1	0- 1	0- 0	NEUTRAL	0- 0	1- 0	2- 0				
1- 9	0- 1	0- 0	CONFERENCE	0- 1	0- 2	1- 5				
0- 5	0- 1	0- 0	HOME	0- 0	0- 1	0- 3				
1- 4	0- 0	0- 0	AWAY	0- 1	0- 1	1- 2				
0- 0	0- 0	0- 0	NEUTRAL	0- 0	0- 0	0- 0				

RPI 1-25				RPI 26-50				RPI 51-100				RPI 101+ Team's RPI: 223			
RPI	S	Opponent	Score	RPI	S	Opponent	Score	RPI	S	Opponent	Score	RPI	S	Opponent	Score
4	H	Stanford	71 97					65	A	BYU	44 57	106	H	Idaho	60 66
6	H	Gonzaga	46 69									109	H	Pacific	61 84
13	N	Mississippi St.	38 73									125	A	San Diego	50 54
												133	A	Washington	54 73
												148	N	Houston	80 57
												155	H	Portland	66 73
												169	A	UC Davis	67 79
												172	H	Saint Mary's (CA)	79 86
												180	A	Santa Clara	72 66
												180	H	Santa Clara	72 80
												216	A	Pepperdine	70 82
												221	A	Northern Colo.	90 83
												226	N	Bowling Green	64 56
												233	H	Cal St. Fullerton	71 63
												262	A	LMU (CA)	69 76
												273	H	CSUN	79 61
												297	N	UC Irvine	68 61
												309	H	Sacramento St.	87 82

LAST 10 Division I															
180	A	Santa Clara	72 66	216	A	Pepperdine	70 82								
125	A	San Diego	50 54	262	A	LMU (CA)	69 76								
65	A	BYU	44 57	180	H	Santa Clara	72 80								
6	H	Gonzaga	46 69	109	H	Pacific	61 84								
155	H	Portland	66 73	172	H	Saint Mary's (CA)	79 86								

Non-Div I Games:

San Francisco

■ Loss,
■ Non-Conf,
■ S Site,
■ H Home
■ A Away
N Neutral

Average RPI Win:	229	WON-LOST	WINNING	LAST 10	STRENGTH OF	OPP. STRENGTH	TEAM	ADJ.	CONF.	ADJ CONF.
Average RPI Loss:	166	RECORD	PCT. RANK	GAMES	SCHEDULE	OF SCHEDULE	RPI	RPI	RPI	RPI
DIV. I ONLY	14- 7	74	7-3	266	199	136	136	17	17	
DIV. I NON-CONF.	5- 5	164	0-1	307	191	244	244	24	24	
TOTALS	RPI 1-25	RPI 26-50	W-L RECORDS	RPI 51-100	RPI 101-150	RPI 150+				
14- 7	0- 0	0- 0	OVERALL	1- 2	2- 0	11- 5				
8- 1	0- 0	0- 0	HOME	1- 1	2- 0	5- 0				
6- 4	0- 0	0- 0	AWAY	0- 0	0- 0	6- 4				
0- 2	0- 0	0- 0	NEUTRAL	0- 1	0- 0	0- 1				
5- 5	0- 0	0- 0	NON-CONFERENCE	1- 1	1- 0	3- 4				
4- 0	0- 0	0- 0	HOME	1- 0	1- 0	2- 0				
1- 3	0- 0	0- 0	AWAY	0- 0	0- 0	1- 3				
0- 2	0- 0	0- 0	NEUTRAL	0- 1	0- 0	0- 1				
9- 2	0- 0	0- 0	CONFERENCE	0- 1	1- 0	8- 1				
4- 1	0- 0	0- 0	HOME	0- 1	1- 0	3- 0				
5- 1	0- 0	0- 0	AWAY	0- 0	0- 0	5- 1				
0- 0	0- 0	0- 0	NEUTRAL	0- 0	0- 0	0- 0				

RPI 1-25				RPI 26-50				RPI 51-100				RPI 101+ Team's RPI: 136			
RPI	S	Opponent	Score	RPI	S	Opponent	Score	RPI	S	Opponent	Score	RPI	S	Opponent	Score
								65	N	BYU	56 75	101	H	Boise St.	74 61
								70	H	Fresno St.	76 85	125	H	San Diego	88 82
								92	H	Buffalo	95 88	157	N	Northern Ariz.	64 67
												180	A	Santa Clara	81 89
												184	H	UNLV	62 60
												191	A	Wyoming	45 80
												199	A	CSU Bakersfield	71 75
												204	A	New Mexico	81 80
												204	H	New Mexico	89 85
												242	H	San Diego St.	84 67
												264	A	UC Santa Barbara	73 70
												270	A	Colorado St.	58 53
												289	A	Nevada	72 70
												294	A	Utah St.	76 61
												297	A	UC Irvine	77 79
												308	H	Eastern Wash.	84 66
												309	H	Sacramento St.	73 67
												314	A	Air Force	68 60
LAST 10 Division I															
				191	A	Wyoming	45 80	270	A	Colorado St.	58 53				
				101	H	Boise St.	74 61	289	A	Nevada	72 70				
				314	A	Air Force	68 60	70	H	Fresno St.	76 85				
				204	H	New Mexico	89 85	204	A	New Mexico	81 80				
				184	H	UNLV	62 60	157	N	Northern Ariz.	64 67				

Non-Div I Games: La Verne 128 62

San Jose St.

Santa Clara

Through Games Of Feb. 2, 2020

Average RPI Win:	166	WON-LOST	WINNING	LAST 10	STRENGTH OF	OPP. STRENGTH	TEAM	ADJ.	CONF.	ADJ CONF.
Average RPI Loss:	143	RECORD	PCT. RANK	GAMES	SCHEDULE	OF SCHEDULE	RPI	RPI	RPI	RPI
DIV. I ONLY	7- 13	256	2-8	86	120	180	180	11	11	
DIV. I NON-CONF.	5- 5	164	0	51	177	89	89	11	11	
TOTALS	RPI 1-25	RPI 26-50	W-L RECORDS	RPI 51-100	RPI 101-150	RPI 150+				
7- 13	0- 2	0- 1	OVERALL	1- 1	2- 2	4- 7				
3- 5	0- 1	0- 0	HOME	1- 0	2- 0	0- 4				
3- 7	0- 1	0- 1	AWAY	0- 1	0- 2	3- 2				
1- 1	0- 0	0- 0	NEUTRAL	0- 0	0- 0	1- 1				
5- 5	0- 1	0- 1	NON-CONFERENCE	1- 0	1- 1	3- 2				
2- 1	0- 0	0- 0	HOME	1- 0	1- 0	0- 1				
2- 3	0- 1	0- 1	AWAY	0- 0	0- 1	2- 0				
1- 1	0- 0	0- 0	NEUTRAL	0- 0	0- 0	1- 1				
2- 8	0- 1	0- 0	CONFERENCE	0- 1	1- 1	1- 5				
1- 4	0- 1	0- 0	HOME	0- 0	1- 0	0- 3				
1- 4	0- 0	0- 0	AWAY	0- 1	0- 1	1- 2				
0- 0	0- 0	0- 0	NEUTRAL	0- 0	0- 0	0- 0				















































RPI 1-25				RPI 26-50				RPI 51-100				RPI 101+ Team's RPI: 180			
RPI	S	Opponent	Score	RPI	S	Opponent	Score	RPI	S	Opponent	Score	RPI	S	Opponent	Score
6	H	Gonzaga	52 67	27	A	Arizona	52 65	65	A	BYU	48 71	109	H	Pacific	75 65
10	A	Missouri St.	64 71					70	H	Fresno St.	90 66	125	A	San Diego	47 50
												128	A	California	65 69
												136	H	San Jose St.	89 81
												155	H	Portland	77 80
												169	A	UC Davis	62 61
												172	H	Saint Mary's (CA)	87 95
												185	N	Montana	68 58
												212	N	Delaware	80 81
												216	A	Pepperdine	71 79
												223	A	San Francisco	80 72
												223	H	San Francisco	66 72
												259	H	Long Beach St.	46 54
												262	A	LMU (CA)	59 75
												273	A	CSUN	76 55
LAST 10 Division I															
223	H	San Francisco	66 72	262	A	LMU (CA)	59 75								
65	A	BYU	48 71	216	A	Pepperdine	71 79								
125	A	San Diego	47 50	223	A	San Francisco	80 72								
155	H	Portland	77 80	172	H	Saint Mary's (CA)	87 95								
6	H	Gonzaga	52 67	109	H	Pacific	75 65								

Non-Div I Games: UC Santa Cruz 109 51

Santa Clara






Loss, Non-Conf, S Site, H Home A Away N Neutral

Average RPI Win: 289	WON-LOST	WINNING	LAST 10	STRENGTH OF	OPP. STRENGTH	TEAM	ADJ.	CONF.	ADJ CONF.
Average RPI Loss: 224	RECORD	PCT. RANK	GAMES	SCHEDULE	OF SCHEDULE	RPI	RPI	RPI	RPI
DIV. I ONLY	6- 12	262	4-6	328	342	313	313	32	32
DIV. I NON-CONF.	3- 7	252	1-1	273	319	307	307	32	32
TOTALS	RPI 1-25	RPI 26-50	W-L RECORDS	RPI 51-100	RPI 101-150	RPI 150+			
6- 12	0- 0	0- 0	OVERALL	0- 1	0- 2	6- 9			
4- 4	0- 0	0- 0	HOME	0- 1	0- 1	4- 2			
2- 8	0- 0	0- 0	AWAY	0- 0	0- 1	2- 7			
0- 0	0- 0	0- 0	NEUTRAL	0- 0	0- 0	0- 0			
3- 7	0- 0	0- 0	NON-CONFERENCE	0- 1	0- 2	3- 4			
2- 2	0- 0	0- 0	HOME	0- 1	0- 1	2- 0			
1- 5	0- 0	0- 0	AWAY	0- 0	0- 1	1- 4			
0- 0	0- 0	0- 0	NEUTRAL	0- 0	0- 0	0- 0			
3- 5	0- 0	0- 0	CONFERENCE	0- 0	0- 0	3- 5			
2- 2	0- 0	0- 0	HOME	0- 0	0- 0	2- 2			
1- 3	0- 0	0- 0	AWAY	0- 0	0- 0	1- 3			
0- 0	0- 0	0- 0	NEUTRAL	0- 0	0- 0	0- 0			

RPI 1-25			RPI 26-50			RPI 51-100			RPI 101+ Team's RPI: 313		
RPI	S	Opponent	Score	RPI	S	Opponent	Score	RPI	S	Opponent	Score
						95  Montana St.	65  73	106  Idaho		84  90	
								133  Washington		46  78	
								157  Northern Ariz.		80  88	
								199  CSU Bakersfield		63 57	
								231  Idaho St.		48  73	
								233  Cal St. Fullerton		63  81	
								248  UMKC		65  76	
								250  Grand Canyon		48  56	
								259  Long Beach St.		66 54	
								294  Utah St.		63  70	
								300  UTRGV		81  85	
								301  California Baptist		83 49	
								309  Sacramento St.		88 84	
								315  Cal Poly		72 49	
								319  New Mexico St.		65  83	
								324  Utah Valley		58  70	
								348  Chicago St.		80 51	
LAST 10 Division I											
301  California Baptist		83 49	324  Utah Valley		58  70						
199  CSU Bakersfield		63 57	348  Chicago St.		80 51						
250  Grand Canyon		48  56	248  UMKC		65  76						
319  New Mexico St.		65  83	233  Cal St. Fullerton		63  81						
300  UTRGV		81  85	315  Cal Poly		72 49						

Non-Div I Games: Warner Pacific 89 47 Saint Martin's 91 81 Central Wash. 75 65

Seattle U

 Loss,  Non-Conf,  Site,  Home  Away N Neutral

Average RPI Win: 169	WON-LOST	WINNING	LAST 10	STRENGTH OF	OPP. STRENGTH	TEAM	ADJ.	CONF.	ADJ CONF.
Average RPI Loss: 56	RECORD	PCT. RANK	GAMES	SCHEDULE	OF SCHEDULE	RPI	RPI	RPI	RPI
DIV. I ONLY	14- 8	95	6-4	69	65	75	75	6	6
DIV. I NON-CONF.	7- 4	100	0	47	123	73	73	6	6
TOTALS	RPI 1-25	RPI 26-50	W-L RECORDS	RPI 51-100	RPI 101-150	RPI 150+			
14- 8	0- 3	1- 2	OVERALL	3- 2	2- 1	8- 0			
7- 4	0- 2	1- 1	HOME	0- 1	2- 0	4- 0			
5- 3	0- 1	0- 1	AWAY	2- 0	0- 1	3- 0			
2- 1	0- 0	0- 0	NEUTRAL	1- 1	0- 0	1- 0			
7- 4	0- 2	0- 0	NON-CONFERENCE	1- 1	1- 1	5- 0			
4- 2	0- 2	0- 0	HOME	0- 0	1- 0	3- 0			
1- 1	0- 0	0- 0	AWAY	0- 0	0- 1	1- 0			
2- 1	0- 0	0- 0	NEUTRAL	1- 1	0- 0	1- 0			
7- 4	0- 1	1- 2	CONFERENCE	2- 1	1- 0	3- 0			
3- 2	0- 0	1- 1	HOME	0- 1	1- 0	1- 0			
4- 2	0- 1	0- 1	AWAY	2- 0	0- 0	2- 0			
0- 0	0- 0	0- 0	NEUTRAL	0- 0	0- 0	0- 0			

RPI 1-25				RPI 26-50				RPI 51-100				Team's RPI: 75		RPI 101+			
RPI	S	Opponent	Score	RPI	S	Opponent	Score	RPI	S	Opponent	Score			RPI	S	Opponent	Score
8	H	UConn	78 92	31	H	Creighton	82 70	88	N	Georgia Tech	54 79			108	H	VCU	53 33
19	H	Princeton	76 78	36	A	Marquette	60 81	89	A	Villanova	65 63			131	H	Providence	97 55
20	A	DePaul	68 85	49	H	St. John's (NY)	66 82	89	H	Villanova	55 61			141	A	Lehigh	68 75
								94	A	Butler	67 62			159	H	Lafayette	74 50
								97	N	Vanderbilt	69 65			205	H	Fairfield	74 44
														208	N	Saint Joseph's	55 39
														236	A	Iona	89 37
														239	A	Georgetown	61 47
														239	H	Georgetown	79 60
														241	A	Xavier	83 61
														282	H	Sacred Heart	95 69
LAST 10 Division I																	
				89	A	Villanova	65 63	36	A	Marquette	60 81						
				239	A	Georgetown	61 47	20	A	DePaul	68 85						
				49	H	St. John's (NY)	66 82	239	H	Georgetown	79 60						
				131	H	Providence	97 55	89	H	Villanova	55 61						
				31	H	Creighton	82 70	241	A	Xavier	83 61						

Non-Div I Games:

Seton Hall

Average RPI Win:	301	WON-LOST	WINNING	LAST 10	STRENGTH OF	OPP. STRENGTH	TEAM	ADJ.	CONF.	ADJ CONF.
Average RPI Loss:	184	RECORD	PCT. RANK	GAMES	SCHEDULE	OF SCHEDULE	RPI	RPI	RPI	RPI
DIV. I ONLY	6- 13	276	4-6	262	345	306	306	24	24	
DIV. I NON-CONF.	2- 7	288	0	113	344	290	290	25	25	
TOTALS	RPI 1-25	RPI 26-50	W-L RECORDS	RPI 51-100	RPI 101-150	RPI 150+				
6- 13	0- 0	0- 0	OVERALL	0- 2	0- 3	6- 8				
5- 4	0- 0	0- 0	HOME	0- 0	0- 0	5- 4				
1- 9	0- 0	0- 0	AWAY	0- 2	0- 3	1- 4				
0- 0	0- 0	0- 0	NEUTRAL	0- 0	0- 0	0- 0				
2- 7	0- 0	0- 0	NON-CONFERENCE	0- 1	0- 3	2- 3				
2- 1	0- 0	0- 0	HOME	0- 0	0- 0	2- 1				
0- 6	0- 0	0- 0	AWAY	0- 1	0- 3	0- 2				
0- 0	0- 0	0- 0	NEUTRAL	0- 0	0- 0	0- 0				
4- 6	0- 0	0- 0	CONFERENCE	0- 1	0- 0	4- 5				
3- 3	0- 0	0- 0	HOME	0- 0	0- 0	3- 3				
1- 3	0- 0	0- 0	AWAY	0- 1	0- 0	1- 2				
0- 0	0- 0	0- 0	NEUTRAL	0- 0	0- 0	0- 0				

RPI 1-25				RPI 26-50				RPI 51-100				RPI 101+ Team's RPI: 306			
RPI	S	Opponent	Score	RPI	S	Opponent	Score	RPI	S	Opponent	Score	RPI	S	Opponent	Score
								83	A	Colgate	51 88	103	A	Penn	44 92
								86	A	Rider	66 70	124	A	Harvard	51 68
												129	A	Massachusetts	55 61
												165	H	Quinnipiac	52 66
												178	A	Fla. Atlantic	39 83
												187	H	Binghamton	62 89
												205	H	Fairfield	35 65
												218	H	Manhattan	50 80
												249	A	Niagara	61 68
												249	H	Niagara	59 54
												279	H	Monmouth	51 39
												282	H	Sacred Heart	68 57
												311	H	Albany (NY)	52 46
												331	A	Fairleigh Dickinson	58 67
												336	A	Saint Peter's	83 87
												341	A	Canisius	68 63
												341	H	Canisius	72 43
LAST 10 Division I															
				341	H	Canisius	72 43					341	A	Canisius	68 63
				249	H	Niagara	59 54					249	A	Niagara	61 68
				279	H	Monmouth	51 39					336	A	Saint Peter's	83 87
				86	A	Rider	66 70					165	H	Quinnipiac	52 66
				218	H	Manhattan	50 80					205	H	Fairfield	35 65

Non-Div I Games:

Siena

■ Loss,
 ■ Non-Conf,
 ■ S Site,
 ■ H Home
 ■ A Away
 N Neutral

South Alabama

Through Games Of Feb. 2, 2020

Average RPI Win:	266	WON-LOST	WINNING	LAST 10	STRENGTH OF	OPP. STRENGTH	TEAM	ADJ.	CONF.	ADJ CONF.
Average RPI Loss:	131	RECORD	PCT. RANK	GAMES	SCHEDULE	OF SCHEDULE	RPI	RPI	RPI	RPI
DIV. I ONLY	8- 11	226	5-5	235	189	251	251	22	22	
DIV. I NON-CONF.	3- 7	252	0-1	231	82	283	283	21	21	
TOTALS	RPI 1-25	RPI 26-50	W-L RECORDS	RPI 51-100	RPI 101-150	RPI 150+				
8- 11	0- 0	0- 1	OVERALL	0- 2	2- 4	6- 4				
5- 6	0- 0	0- 1	HOME	0- 1	1- 3	4- 1				
3- 5	0- 0	0- 0	AWAY	0- 1	1- 1	2- 3				
0- 0	0- 0	0- 0	NEUTRAL	0- 0	0- 0	0- 0				
3- 7	0- 0	0- 1	NON-CONFERENCE	0- 1	2- 2	1- 3				
2- 4	0- 0	0- 1	HOME	0- 1	1- 1	1- 1				
1- 3	0- 0	0- 0	AWAY	0- 0	1- 1	0- 2				
0- 0	0- 0	0- 0	NEUTRAL	0- 0	0- 0	0- 0				
5- 4	0- 0	0- 0	CONFERENCE	0- 1	0- 2	5- 1				
3- 2	0- 0	0- 0	HOME	0- 0	0- 2	3- 0				
2- 2	0- 0	0- 0	AWAY	0- 1	0- 0	2- 1				
0- 0	0- 0	0- 0	NEUTRAL	0- 0	0- 0	0- 0				

RPI S	Opponent	Score	RPI S	Opponent	Score	RPI S	Opponent	Score	RPI S	Opponent	Score	Team's RPI: 251
			45	H Rutgers	56 77	64	A Troy	68 85	111	A UAB	61 77	
						71	H Alabama	62 74	112	H UT Arlington	45 68	
									120	H Auburn	62 82	
									123	H A&M-Corpus Christi	83 82	
									126	H Coastal Caro.	62 71	
									142	A Tulane	62 53	
									153	A Louisiana	68 73	
									181	H Miami (OH)	73 76	
									194	A Southern Miss.	55 62	
									261	A ETSU	60 65	
									276	H Texas St.	78 76	
									277	H Appalachian St.	81 66	
									292	A Ga. Southern	71 65	
									328	A Georgia St.	81 64	
									340	H Tennessee St.	70 48	
									347	H La.-Monroe	72 63	
LAST 10 Division I												
			64	A Troy	68 85	347	H La.-Monroe	72 63				
			276	H Texas St.	78 76	153	A Louisiana	68 73				
			112	H UT Arlington	45 68	126	H Coastal Caro.	62 71				
			292	A Ga. Southern	71 65	277	H Appalachian St.	81 66				
			328	A Georgia St.	81 64	261	A ETSU	60 65				

Non-Div I Games: William Carey 68 52 Mobile 103 59

South Alabama

Loss, Non-Conf, S Site, H Home A Away N Neutral

South Carolina

Through Games Of Feb. 2, 2020

Average RPI Win:	108	WON-LOST	WINNING	LAST 10	STRENGTH OF	OPP. STRENGTH	TEAM	ADJ.	CONF.	ADJ CONF.
Average RPI Loss:	14	RECORD	PCT. RANK	GAMES	SCHEDULE	OF SCHEDULE	RPI	RPI	RPI	RPI
DIV. I ONLY	21- 1	2	10-0	18	8	2	2	4	4	
DIV. I NON-CONF.	12- 1	9	1-0	44	7	6	6	5	5	
TOTALS	RPI 1-25	RPI 26-50		W-L RECORDS		RPI 51-100	RPI 101-150	RPI 150+		
21- 1	4- 1	5- 0		OVERALL		6- 0	1- 0	5- 0		
10- 0	2- 0	5- 0		HOME		0- 0	0- 0	3- 0		
9- 0	1- 0	0- 0		AWAY		5- 0	1- 0	2- 0		
2- 1	1- 1	0- 0		NEUTRAL		1- 0	0- 0	0- 0		
12- 1	2- 1	3- 0		NON-CONFERENCE		3- 0	0- 0	4- 0		
6- 0	0- 0	3- 0		HOME		0- 0	0- 0	3- 0		
4- 0	1- 0	0- 0		AWAY		2- 0	0- 0	1- 0		
2- 1	1- 1	0- 0		NEUTRAL		1- 0	0- 0	0- 0		
9- 0	2- 0	2- 0		CONFERENCE		3- 0	1- 0	1- 0		
4- 0	2- 0	2- 0		HOME		0- 0	0- 0	0- 0		
5- 0	0- 0	0- 0		AWAY		3- 0	1- 0	1- 0		
0- 0	0- 0	0- 0		NEUTRAL		0- 0	0- 0	0- 0		

RPI	S	Opponent	Score	RPI	S	Opponent	Score	RPI	S	Opponent	Score	RPI	S	Opponent	Score
5	N	Baylor	74 59	26	H	Purdue	85 49	53	A	Temple	78 71	149	A	Missouri	78 45
9	A	Maryland	63 54	41	H	Arkansas	91 82	71	A	Alabama	93 78	174	A	Clemson	84 48
13	H	Mississippi St.	81 79	42	H	Duke	89 46	77	A	Dayton	75 49	275	A	Ole Miss	87 32
14	N	Indiana	57 71	43	H	Tennessee	69 48	78	A	Georgia	88 53	277	H	Appalachian St.	92 50
24	H	Kentucky	99 72	47	H	South Dakota	73 60	85	N	Washington St.	68 53	334	H	Alabama St.	103 43
								97	A	Vanderbilt	93 57	338	H	USC Upstate	112 32
LAST 10 Division I															
		43	H	Tennessee	69 48			97	A	Vanderbilt	93 57				
		275	A	Ole Miss	87 32			41	H	Arkansas	91 82				
		78	A	Georgia	88 53			71	A	Alabama	93 78				
		13	H	Mississippi St.	81 79			24	H	Kentucky	99 72				
		149	A	Missouri	78 45			47	H	South Dakota	73 60				

Non-Div I Games:

South Carolina

Loss, Non-Conf, S Site, H Home A Away N Neutral

Average RPI Win: 335		WON-LOST	WINNING	LAST 10	STRENGTH OF	OPP. STRENGTH	TEAM	ADJ.	CONF.	ADJ CONF.
Average RPI Loss: 247		RECORD	PCT. RANK	GAMES	SCHEDULE	OF SCHEDULE	RPI	RPI	RPI	RPI
DIV. I ONLY		3- 18	332	2-8	345	349	350	350	29	29
DIV. I NON-CONF.		1- 12	335	0-2	330	348	347	347	30	30
TOTALS	RPI 1-25	RPI 26-50		W-L RECORDS		RPI 51-100	RPI 101-150	RPI 150+		
3- 18	0- 0	0- 0		OVERALL		0- 0	0- 1	3- 17		
1- 7	0- 0	0- 0		HOME		0- 0	0- 0	1- 7		
2- 10	0- 0	0- 0		AWAY		0- 0	0- 1	2- 9		
0- 1	0- 0	0- 0		NEUTRAL		0- 0	0- 0	0- 1		
1- 12	0- 0	0- 0		NON-CONFERENCE		0- 0	0- 1	1- 11		
0- 5	0- 0	0- 0		HOME		0- 0	0- 0	0- 5		
1- 6	0- 0	0- 0		AWAY		0- 0	0- 1	1- 5		
0- 1	0- 0	0- 0		NEUTRAL		0- 0	0- 0	0- 1		
2- 6	0- 0	0- 0		CONFERENCE		0- 0	0- 0	2- 6		
1- 2	0- 0	0- 0		HOME		0- 0	0- 0	1- 2		
1- 4	0- 0	0- 0		AWAY		0- 0	0- 0	1- 4		
0- 0	0- 0	0- 0		NEUTRAL		0- 0	0- 0	0- 0		

RPI 1-25				RPI 26-50				RPI 51-100				RPI 101+			
RPI	S	Opponent	Score	RPI	S	Opponent	Score	RPI	S	Opponent	Score	RPI	S	Opponent	Score
								<div>Team's RPI: 350</div>							
								<div>126 A Coastal Caro. 44 85</div>							
								<div>151 H Bethune-Cookman 55 66</div>							
								<div>171 N North Ala. 46 99</div>							
								<div>176 A Norfolk St. 42 76</div>							
								<div>184 A UNLV 57 66</div>							
								<div>200 H North Dakota 53 95</div>							
								<div>230 H Radford 45 60</div>							
								<div>232 A Morgan St. 47 77</div>							
								<div>238 A UNC Asheville 51 82</div>							
								<div>245 H Col. of Charleston 55 76</div>							
								<div>255 A UNCW 46 84</div>							
								<div>263 A Howard 47 78</div>							
								<div>303 H Presbyterian 49 70</div>							
								<div>322 A N.C. Central 49 90</div>							
								<div>323 H UMES 60 55</div>							
								<div>328 A Georgia St. 52 77</div>							
								<div>329 H Mercer 55 66</div>							
								<div>338 A USC Upstate 47 58</div>							
								<div>339 A Charleston So. 81 75</div>							
								<div>343 A Coppin St. 71 60</div>							
								<div>349 H Florida A&M 39 44</div>							
LAST 10 Division I															
<div>322 A N.C. Central 49 90</div>								<div>263 A Howard 47 78</div>							
<div>151 H Bethune-Cookman 55 66</div>								<div>232 A Morgan St. 47 77</div>							
<div>176 A Norfolk St. 42 76</div>								<div>343 A Coppin St. 71 60</div>							
<div>323 H UMES 60 55</div>								<div>126 A Coastal Caro. 44 85</div>							
<div>349 H Florida A&M 39 44</div>								<div>171 N North Ala. 46 99</div>							

Non-Div I Games:

South Carolina St.

■ Loss, ■ Non-Conf, S Site, H Home A Away N Neutral

South Dakota

Through Games Of Feb. 2, 2020

Average RPI Win:	197	WON-LOST	WINNING	LAST 10	STRENGTH OF	OPP. STRENGTH	TEAM	ADJ.	CONF.	ADJ CONF.
Average RPI Loss:	6	RECORD	PCT. RANK	GAMES	SCHEDULE	OF SCHEDULE	RPI	RPI	RPI	RPI
DIV. I ONLY	20- 2	9	10-0	264	56	47	47	19	19	
DIV. I NON-CONF.	10- 2	30	0	105	2	23	23	18	18	
TOTALS	RPI 1-25	RPI 26-50	W-L RECORDS	RPI 51-100	RPI 101-150	RPI 150+				
20- 2	1- 2	2- 0	OVERALL	1- 0	4- 0	12- 0				
10- 1	0- 1	2- 0	HOME	1- 0	1- 0	6- 0				
8- 1	0- 1	0- 0	AWAY	0- 0	3- 0	5- 0				
2- 0	1- 0	0- 0	NEUTRAL	0- 0	0- 0	1- 0				
10- 2	1- 2	2- 0	NON-CONFERENCE	0- 0	4- 0	3- 0				
5- 1	0- 1	2- 0	HOME	0- 0	1- 0	2- 0				
3- 1	0- 1	0- 0	AWAY	0- 0	3- 0	0- 0				
2- 0	1- 0	0- 0	NEUTRAL	0- 0	0- 0	1- 0				
10- 0	0- 0	0- 0	CONFERENCE	1- 0	0- 0	9- 0				
5- 0	0- 0	0- 0	HOME	1- 0	0- 0	4- 0				
5- 0	0- 0	0- 0	AWAY	0- 0	0- 0	5- 0				
0- 0	0- 0	0- 0	NEUTRAL	0- 0	0- 0	0- 0				

RPI 1-25				RPI 26-50				Team's RPI: 47				RPI 51-100				RPI 101+			
RPI	S	Opponent	Score	RPI	S	Opponent	Score	RPI	S	Opponent	Score	RPI	S	Opponent	Score	RPI	S	Opponent	Score
2	A	South Carolina	60 73	28	H	Drake	102 94	68	H	South Dakota St.	83 48	104	A	Utah	84 81				
10	H	Missouri St.	66 74	31	H	Creighton	72 65					130	A	Northeastern	80 76				
25	N	Ohio St.	68 53									135	A	Green Bay	66 60				
												149	H	Missouri	72 56				
												183	N	Northern Ill.	91 48				
												185	H	Montana	96 64				
												213	A	Western Ill.	96 65				
												252	H	Oral Roberts	79 56				
												287	A	North Dakota St.	80 36				
												288	A	Denver	92 60				
												288	H	Denver	104 61				
												296	A	Omaha	71 39				
												296	H	Omaha	77 44				
												320	A	Purdue Fort Wayne	62 41				
												320	H	Purdue Fort Wayne	79 25				
												343	H	Coppin St.	82 44				
LAST 10 Division I																			
288	A	Denver	92 60	287	A	North Dakota St.	80 36												
296	A	Omaha	71 39	296	H	Omaha	77 44												
252	H	Oral Roberts	79 56	288	H	Denver	104 61												
320	H	Purdue Fort Wayne	79 25	320	A	Purdue Fort Wayne	62 41												
68	H	South Dakota St.	83 48	213	A	Western Ill.	96 65												

Non-Div I Games: Mt. Marty 110 39

South Dakota

Loss, Non-Conf, S Site, H Home A Away N Neutral

Average RPI Win:	218	WON-LOST	WINNING	LAST 10	STRENGTH OF	OPP. STRENGTH	TEAM	ADJ.	CONF.	ADJ CONF.
Average RPI Loss:	27	RECORD	PCT. RANK	GAMES	SCHEDULE	OF SCHEDULE	RPI	RPI	RPI	RPI
DIV. I ONLY	16- 7	66	9-1	126	92	68	68	19	19	
DIV. I NON-CONF.	7- 6	161	0	49	6	80	80	18	18	
TOTALS	RPI 1-25	RPI 26-50	W-L RECORDS	RPI 51-100	RPI 101-150	RPI 150+				
16- 7	0- 2	0- 5	OVERALL	2- 0	2- 0	12- 0				
8- 2	0- 1	0- 1	HOME	1- 0	0- 0	7- 0				
6- 4	0- 1	0- 3	AWAY	0- 0	1- 0	5- 0				
2- 1	0- 0	0- 1	NEUTRAL	1- 0	1- 0	0- 0				
7- 6	0- 2	0- 4	NON-CONFERENCE	2- 0	2- 0	3- 0				
4- 2	0- 1	0- 1	HOME	1- 0	0- 0	3- 0				
1- 3	0- 1	0- 2	AWAY	0- 0	1- 0	0- 0				
2- 1	0- 0	0- 1	NEUTRAL	1- 0	1- 0	0- 0				
9- 1	0- 0	0- 1	CONFERENCE	0- 0	0- 0	9- 0				
4- 0	0- 0	0- 0	HOME	0- 0	0- 0	4- 0				
5- 1	0- 0	0- 1	AWAY	0- 0	0- 0	5- 0				
0- 0	0- 0	0- 0	NEUTRAL	0- 0	0- 0	0- 0				

RPI 1-25				RPI 26-50				RPI 51-100 Team's RPI: 68				RPI 101+			
RPI	S	Opponent	Score	RPI	S	Opponent	Score	RPI	S	Opponent	Score	RPI	S	Opponent	Score
1	A	Oregon	56 95	28	A	Drake	67 74	81	N	South Fla.	61 50	105	N	Notre Dame	65 59
17	H	Central Mich.	74 79	29	N	FGCU	70 71	95	H	Montana St.	60 50	135	A	Green Bay	60 55
				31	A	Creighton	48 61					191	H	Wyoming	67 40
				36	H	Marquette	58 65					200	H	North Dakota	99 64
				47	A	South Dakota	48 83					213	A	Western Ill.	89 48
												213	H	Western Ill.	75 45
												219	H	Chattanooga	71 56
												252	A	Oral Roberts	76 61
												252	H	Oral Roberts	58 44
												287	H	North Dakota St.	60 52
												288	A	Denver	86 79
												296	A	Omaha	68 51
												320	A	Purdue Fort Wayne	100 69
												343	H	Coppin St.	94 41
LAST 10 Division I															
252	A	Oral Roberts	76 61	320	A	Purdue Fort Wayne	100 69								
213	A	Western Ill.	89 48	288	A	Denver	86 79								
287	H	North Dakota St.	60 52	213	H	Western Ill.	75 45								
47	A	South Dakota	48 83	252	H	Oral Roberts	58 44								
200	H	North Dakota	99 64	296	A	Omaha	68 51								

Non-Div I Games: Dakota Wesleyan 77 46

South Dakota St.

Average RPI Win:	177	WON-LOST	WINNING	LAST 10	STRENGTH OF	OPP. STRENGTH	TEAM	ADJ.	CONF.	ADJ CONF.
Average RPI Loss:	68	RECORD	PCT. RANK	GAMES	SCHEDULE	OF SCHEDULE	RPI	RPI	RPI	RPI
DIV. I ONLY	13- 9	118	6-4	39	101	81	81	9	9	
DIV. I NON-CONF.	8- 6	138	1-1	36	153	97	97	9	9	
TOTALS	RPI 1-25	RPI 26-50	W-L RECORDS	RPI 51-100	RPI 101-150	RPI 150+				
13- 9	0- 2	1- 1	OVERALL	1- 4	4- 1	7- 1				
11- 1	0- 0	1- 0	HOME	1- 1	4- 0	5- 0				
2- 4	0- 1	0- 0	AWAY	0- 2	0- 0	2- 1				
0- 4	0- 1	0- 1	NEUTRAL	0- 1	0- 1	0- 0				
8- 6	0- 2	1- 1	NON-CONFERENCE	0- 1	2- 1	5- 1				
8- 0	0- 0	1- 0	HOME	0- 0	2- 0	5- 0				
0- 2	0- 1	0- 0	AWAY	0- 0	0- 0	0- 1				
0- 4	0- 1	0- 1	NEUTRAL	0- 1	0- 1	0- 0				
5- 3	0- 0	0- 0	CONFERENCE	1- 3	2- 0	2- 0				
3- 1	0- 0	0- 0	HOME	1- 1	2- 0	0- 0				
2- 2	0- 0	0- 0	AWAY	0- 2	0- 0	2- 0				
0- 0	0- 0	0- 0	NEUTRAL	0- 0	0- 0	0- 0				

RPI 1-25				RPI 26-50				RPI 51-100 Team's RPI: 81				RPI 101+			
RPI	S	Opponent	Score	RPI	S	Opponent	Score	RPI	S	Opponent	Score	RPI	S	Opponent	Score
5	A	Baylor	46 58	29	N	FGCU	77 81	53	A	Temple	66 69	105	N	Notre Dame	51 67
13	N	Mississippi St.	61 86	37	H	Texas	64 57	62	H	UCF	57 64	106	H	Idaho	67 64
								68	N	South Dakota St.	50 61	108	H	VCU	77 55
								90	A	Cincinnati	55 60	142	H	Tulane	63 56
								90	H	Cincinnati	76 68	148	H	Houston	74 45
												167	A	Wichita St.	56 50
												184	A	UNLV	51 61
												189	H	Jacksonville	70 39
												224	H	Brown	70 60
												243	A	Tulsa	68 52
												247	H	Saint Francis (PA)	62 23
												263	H	Howard	82 53
												334	H	Alabama St.	80 29
LAST 10 Division I															
90	A	Cincinnati	55 60	53	A	Temple	66 69								
148	H	Houston	74 45	243	A	Tulsa	68 52								
142	H	Tulane	63 56	90	H	Cincinnati	76 68								
167	A	Wichita St.	56 50	224	H	Brown	70 60								
62	H	UCF	57 64	184	A	UNLV	51 61								

Non-Div I Games:

South Fla.

■ Loss,
 ■ Non-Conf,
 ■ S Site,
 ■ H Home
 ■ A Away
 N Neutral

Average RPI Win:	251	WON-LOST	WINNING	LAST 10	STRENGTH OF	OPP. STRENGTH	TEAM	ADJ.	CONF.	ADJ CONF.
Average RPI Loss:	148	RECORD	PCT. RANK	GAMES	SCHEDULE	OF SCHEDULE	RPI	RPI	RPI	RPI
DIV. I ONLY	14- 5	44	8-2	337	187	137	137	20	20	
DIV. I NON-CONF.	6- 3	90	0	341	154	159	159	23	23	
TOTALS	RPI 1-25	RPI 26-50	W-L RECORDS	RPI 51-100	RPI 101-150	RPI 150+				
14- 5	0- 0	0- 0	OVERALL	1- 2	0- 0	13- 3				
5- 1	0- 0	0- 0	HOME	1- 1	0- 0	4- 0				
9- 4	0- 0	0- 0	AWAY	0- 1	0- 0	9- 3				
0- 0	0- 0	0- 0	NEUTRAL	0- 0	0- 0	0- 0				
6- 3	0- 0	0- 0	NON-CONFERENCE	1- 1	0- 0	5- 2				
2- 0	0- 0	0- 0	HOME	1- 0	0- 0	1- 0				
4- 3	0- 0	0- 0	AWAY	0- 1	0- 0	4- 2				
0- 0	0- 0	0- 0	NEUTRAL	0- 0	0- 0	0- 0				
8- 2	0- 0	0- 0	CONFERENCE	0- 1	0- 0	8- 1				
3- 1	0- 0	0- 0	HOME	0- 1	0- 0	3- 0				
5- 1	0- 0	0- 0	AWAY	0- 0	0- 0	5- 1				
0- 0	0- 0	0- 0	NEUTRAL	0- 0	0- 0	0- 0				

RPI 1-25				RPI 26-50				RPI 51-100				RPI 101+ Team's RPI: 137			
RPI	S	Opponent	Score	RPI	S	Opponent	Score	RPI	S	Opponent	Score	RPI	S	Opponent	Score
								63	H	Belmont	45 57	168	A	Eastern Mich.	64 69
								79	H	Southern Ill.	79 65	198	A	Austin Peay	79 66
								91	A	Saint Louis	61 76	198	H	Austin Peay	81 43
												201	A	Arkansas St.	79 67
												207	A	Murray St.	62 70
												207	H	Murray St.	88 73
												213	A	Western Ill.	91 97
												227	A	Eastern Ill.	77 65
												253	A	Morehead St.	67 61
												275	A	Ole Miss	70 53
												278	A	Eastern Ky.	60 44
												280	A	Indiana St.	68 58
												320	A	Purdue Fort Wayne	58 48
												326	H	Evansville	83 60
												327	A	SIUE	66 56
												340	H	Tennessee St.	83 54
LAST 10 Division I															
				278	A	Eastern Ky.	60 44					198	H	Austin Peay	81 43
				253	A	Morehead St.	67 61					340	H	Tennessee St.	83 54
				227	A	Eastern Ill.	77 65					63	H	Belmont	45 57
				327	A	SIUE	66 56					207	A	Murray St.	62 70
				207	H	Murray St.	88 73					198	A	Austin Peay	79 66

Non-Div I Games: Harris-Stowe 106 64 Mo.-St. Louis 70 56

Southeast Mo. St.

Loss, Non-Conf, S Site, H Home A Away N Neutral

Average RPI Win:	249	WON-LOST	WINNING	LAST 10	STRENGTH OF	OPP. STRENGTH	TEAM	ADJ.	CONF.	ADJ CONF.
Average RPI Loss:	154	RECORD	PCT. RANK	GAMES	SCHEDULE	OF SCHEDULE	RPI	RPI	RPI	RPI
DIV. I ONLY	8- 11	226	5-5	240	252	222	222	23	23	
DIV. I NON-CONF.	2- 6	279	0-1	168	199	229	229	20	20	
TOTALS	RPI 1-25	RPI 26-50	W-L RECORDS	RPI 51-100	RPI 101-150	RPI 150+				
8- 11	0- 1	0- 0	OVERALL	0- 1	1- 4	7- 5				
4- 3	0- 0	0- 0	HOME	0- 0	1- 1	3- 2				
4- 8	0- 1	0- 0	AWAY	0- 1	0- 3	4- 3				
0- 0	0- 0	0- 0	NEUTRAL	0- 0	0- 0	0- 0				
2- 6	0- 1	0- 0	NON-CONFERENCE	0- 1	0- 1	2- 3				
1- 0	0- 0	0- 0	HOME	0- 0	0- 0	1- 0				
1- 6	0- 1	0- 0	AWAY	0- 1	0- 1	1- 3				
0- 0	0- 0	0- 0	NEUTRAL	0- 0	0- 0	0- 0				
6- 5	0- 0	0- 0	CONFERENCE	0- 0	1- 3	5- 2				
3- 3	0- 0	0- 0	HOME	0- 0	1- 1	2- 2				
3- 2	0- 0	0- 0	AWAY	0- 0	0- 2	3- 0				
0- 0	0- 0	0- 0	NEUTRAL	0- 0	0- 0	0- 0				

RPI 1-25				RPI 26-50				RPI 51-100				RPI 101+ Team's RPI: 222			
RPI	S	Opponent	Score	RPI	S	Opponent	Score	RPI	S	Opponent	Score	RPI	S	Opponent	Score
21	A	LSU	52 62					71	A	Alabama	50 87	115	A	SFA	51 77
												121	A	Abilene Christian	53 61
												123	H	A&M-Corpus Christi	48 44
												143	H	Sam Houston St.	69 84
												148	A	Houston	65 78
												153	A	Louisiana	50 60
												158	H	New Orleans	73 57
												166	H	Jackson St.	63 59
												194	A	Southern Miss.	54 62
												211	H	Lamar University	57 65
												214	H	Central Ark.	63 42
												235	A	Louisiana Tech	78 92
												285	H	Nicholls St.	65 67
												310	A	Houston Baptist	69 59
												332	A	McNeese	74 67
												342	A	Northwestern St.	72 56
												347	A	La.-Monroe	65 52
LAST 10 Division I															
158	H	New Orleans	73 57	285	H	Nicholls St.	65 67								
214	H	Central Ark.	63 42	143	H	Sam Houston St.	69 84								
342	A	Northwestern St.	72 56	123	H	A&M-Corpus Christi	48 44								
332	A	McNeese	74 67	115	A	SFA	51 77								
121	A	Abilene Christian	53 61	71	A	Alabama	50 87								

Non-Div I Games: LSU-Alexandria 89 67

Southeastern La.

■ Loss,
 ■ Non-Conf, S Site,
 ■ Home
 ■ Away
 N Neutral

Average RPI Win:	177	WON-LOST	WINNING	LAST 10	STRENGTH OF	OPP. STRENGTH	TEAM	ADJ.	CONF.	ADJ CONF.
Average RPI Loss:	63	RECORD	PCT. RANK	GAMES	SCHEDULE	OF SCHEDULE	RPI	RPI	RPI	RPI
DIV. I ONLY	11- 10	170	3-7	37	54	87	87	1	1	
DIV. I NON-CONF.	8- 3	68	0	198	167	101	101	1	1	
TOTALS	RPI 1-25	RPI 26-50	W-L RECORDS	RPI 51-100	RPI 101-150	RPI 150+				
11- 10	1- 2	1- 5	OVERALL	2- 1	1- 1	6- 1				
8- 3	1- 1	1- 2	HOME	1- 0	1- 0	4- 0				
2- 6	0- 1	0- 3	AWAY	0- 0	0- 1	2- 1				
1- 1	0- 0	0- 0	NEUTRAL	1- 1	0- 0	0- 0				
8- 3	0- 1	1- 0	NON-CONFERENCE	1- 1	0- 0	6- 1				
5- 1	0- 1	1- 0	HOME	0- 0	0- 0	4- 0				
2- 1	0- 0	0- 0	AWAY	0- 0	0- 0	2- 1				
1- 1	0- 0	0- 0	NEUTRAL	1- 1	0- 0	0- 0				
3- 7	1- 1	0- 5	CONFERENCE	1- 0	1- 1	0- 0				
3- 2	1- 0	0- 2	HOME	1- 0	1- 0	0- 0				
0- 5	0- 1	0- 3	AWAY	0- 0	0- 1	0- 0				
0- 0	0- 0	0- 0	NEUTRAL	0- 0	0- 0	0- 0				

RPI 1-25				RPI 26-50				RPI 51-100 Team's RPI: 87				RPI 101+			
RPI	S	Opponent	Score	RPI	S	Opponent	Score	RPI	S	Opponent	Score	RPI	S	Opponent	Score
7	A	UCLA	59 83	27	A	Arizona	57 73	71	N	Alabama	60 57	104	A	Utah	65 67
7	H	UCLA	70 68	27	H	Arizona	57 65	73	N	Nebraska	54 67	133	H	Washington	81 78
18	H	Texas A&M	64 74	32	A	Arizona St.	75 76	85	H	Washington St.	74 63	184	H	UNLV	75 54
				32	H	Arizona St.	54 63					259	H	Long Beach St.	57 40
				44	H	Virginia	59 49					264	A	UC Santa Barbara	46 57
				48	A	Colorado	53 66					273	A	CSUN	69 53
												289	H	Nevada	50 47
												298	A	UC Riverside	76 59
												300	H	UTRGV	80 43
LAST 10 Division I															
27	A	Arizona	57 73	104	A	Utah	65 67								
32	A	Arizona St.	75 76	48	A	Colorado	53 66								
133	H	Washington	81 78	32	H	Arizona St.	54 63								
85	H	Washington St.	74 63	27	H	Arizona	57 65								
7	H	UCLA	70 68	7	A	UCLA	59 83								

Non-Div I Games:

Southern California

■ Loss,
 ■ Non-Conf,
 ■ S Site,
 ■ H Home
 ■ A Away
 N Neutral

Average RPI Win: 173		WON-LOST	WINNING	LAST 10	STRENGTH OF	OPP. STRENGTH	TEAM	ADJ.	CONF.	ADJ CONF.
Average RPI Loss: 90		RECORD	PCT. RANK	GAMES	SCHEDULE	OF SCHEDULE	RPI	RPI	RPI	RPI
DIV. I ONLY		13- 7	84	6-4	78	141	79	79	7	7
DIV. I NON-CONF.		8- 3	68	1-0	109	257	60	60	7	7
TOTALS	RPI 1-25	RPI 26-50		W-L RECORDS		RPI 51-100	RPI 101-150	RPI 150+		
13- 7	1- 0	0- 1		OVERALL		3- 3	0- 2	9- 1		
6- 4	1- 0	0- 1		HOME		3- 2	0- 0	2- 1		
6- 3	0- 0	0- 0		AWAY		0- 1	0- 2	6- 0		
1- 0	0- 0	0- 0		NEUTRAL		0- 0	0- 0	1- 0		
8- 3	0- 0	0- 0		NON-CONFERENCE		2- 1	0- 1	6- 1		
4- 1	0- 0	0- 0		HOME		2- 0	0- 0	2- 1		
3- 2	0- 0	0- 0		AWAY		0- 1	0- 1	3- 0		
1- 0	0- 0	0- 0		NEUTRAL		0- 0	0- 0	1- 0		
5- 4	1- 0	0- 1		CONFERENCE		1- 2	0- 1	3- 0		
2- 3	1- 0	0- 1		HOME		1- 2	0- 0	0- 0		
3- 1	0- 0	0- 0		AWAY		0- 0	0- 1	3- 0		
0- 0	0- 0	0- 0		NEUTRAL		0- 0	0- 0	0- 0		

RPI 1-25				RPI 26-50				RPI 51-100				RPI 101+			
RPI	S	Opponent	Score	RPI	S	Opponent	Score	RPI	S	Opponent	Score	RPI	S	Opponent	Score
10	H	Missouri St.	70 68	28	H	Drake	65 73	51	H	UNI	57 60	114	A	Loyola Chicago	49 51
								52	A	IUPUI	78 81	137	A	Southeast Mo. St.	65 79
								55	H	Bradley	64 50	160	A	Valparaiso	67 51
								69	H	UT Martin	70 59	163	H	Tennessee Tech	76 65
								72	H	Illinois St.	54 62	168	A	Eastern Mich.	85 54
								91	H	Saint Louis	61 53	179	H	Memphis	66 70
												183	A	Northern Ill.	80 61
												207	H	Murray St.	76 66
												213	N	Western Ill.	79 65
												280	A	Indiana St.	78 55
												326	A	Evansville	70 57
												327	A	SIUE	103 67
LAST 10 Division I															
				55	H	Bradley	64 50	28	H	Drake	65 73				
				72	H	Illinois St.	54 62	51	H	UNI	57 60				
				280	A	Indiana St.	78 55	114	A	Loyola Chicago	49 51				
				326	A	Evansville	70 57	160	A	Valparaiso	67 51				
				10	H	Missouri St.	70 68	183	A	Northern Ill.	80 61				

Non-Div I Games:

Southern Ill.

■ Loss, ■ Non-Conf, S Site, H Home A Away N Neutral

Average RPI Win:	260	WON-LOST	WINNING	LAST 10	STRENGTH OF	OPP. STRENGTH	TEAM	ADJ.	CONF.	ADJ CONF.
Average RPI Loss:	100	RECORD	PCT. RANK	GAMES	SCHEDULE	OF SCHEDULE	RPI	RPI	RPI	RPI
DIV. I ONLY	9- 9	180	3-7	152	190	194	194	13	13	
DIV. I NON-CONF.	6- 3	90	0-1	281	247	178	178	14	14	
TOTALS	RPI 1-25	RPI 26-50	W-L RECORDS	RPI 51-100	RPI 101-150	RPI 150+				
9- 9	0- 1	0- 1	OVERALL	0- 3	1- 3	8- 1				
7- 4	0- 0	0- 0	HOME	0- 1	1- 2	6- 1				
2- 5	0- 1	0- 1	AWAY	0- 2	0- 1	2- 0				
0- 0	0- 0	0- 0	NEUTRAL	0- 0	0- 0	0- 0				
6- 3	0- 1	0- 0	NON-CONFERENCE	0- 0	1- 2	5- 0				
5- 1	0- 0	0- 0	HOME	0- 0	1- 1	4- 0				
1- 2	0- 1	0- 0	AWAY	0- 0	0- 1	1- 0				
0- 0	0- 0	0- 0	NEUTRAL	0- 0	0- 0	0- 0				
3- 6	0- 0	0- 1	CONFERENCE	0- 3	0- 1	3- 1				
2- 3	0- 0	0- 0	HOME	0- 1	0- 1	2- 1				
1- 3	0- 0	0- 1	AWAY	0- 2	0- 0	1- 0				
0- 0	0- 0	0- 0	NEUTRAL	0- 0	0- 0	0- 0				

RPI S	Opponent	Score	RPI S	Opponent	Score	RPI S	Opponent	Score	RPI S	Opponent	Score	Team's RPI: 194
13	A Mississippi St.	58 91	30	A Old Dominion	50 67	59	H Middle Tenn.	69 77	108	H VCU	51 39	
						66	A Charlotte	59 63	111	H UAB	68 74	
						98	A Rice	64 75	142	H Tulane	58 62	
									148	A Houston	60 75	
									222	H Southeastern La.	62 54	
									229	H UTEP	72 89	
									235	H Louisiana Tech	66 60	
									251	H South Alabama	62 55	
									256	A North Texas	65 57	
									275	H Ole Miss	59 53	
									299	H UTSA	82 65	
									347	A La.-Monroe	57 42	
									351	H Mississippi Val.	84 80	
LAST 10 Division I												
66	A Charlotte	59 63	256	A North Texas	65 57							
30	A Old Dominion	50 67	299	H UTSA	82 65							
59	H Middle Tenn.	69 77	229	H UTEP	72 89							
111	H UAB	68 74	235	H Louisiana Tech	66 60							
98	A Rice	64 75	148	A Houston	60 75							

Non-Div I Games: Faulkner 71 59 William Carey 77 47

Southern Miss.

Loss, Non-Conf, S Site, H Home A Away N Neutral

Average RPI Win:	321	WON-LOST	WINNING	LAST 10	STRENGTH OF	OPP. STRENGTH	TEAM	ADJ.	CONF.	ADJ CONF.
Average RPI Loss:	103	RECORD	PCT. RANK	GAMES	SCHEDULE	OF SCHEDULE	RPI	RPI	RPI	RPI
DIV. I ONLY	7- 11	241	7-3	273	216	246	246	31	31	
DIV. I NON-CONF.	0- 9	338	0-1	53	13	282	282	31	31	
TOTALS	RPI 1-25	RPI 26-50	W-L RECORDS	RPI 51-100	RPI 101-150	RPI 150+				
7- 11	0- 0	0- 3	OVERALL	0- 4	0- 1	7- 3				
4- 1	0- 0	0- 0	HOME	0- 0	0- 0	4- 1				
3- 8	0- 0	0- 3	AWAY	0- 3	0- 1	3- 1				
0- 2	0- 0	0- 0	NEUTRAL	0- 1	0- 0	0- 1				
0- 9	0- 0	0- 3	NON-CONFERENCE	0- 3	0- 1	0- 2				
0- 0	0- 0	0- 0	HOME	0- 0	0- 0	0- 0				
0- 7	0- 0	0- 3	AWAY	0- 2	0- 1	0- 1				
0- 2	0- 0	0- 0	NEUTRAL	0- 1	0- 0	0- 1				
7- 2	0- 0	0- 0	CONFERENCE	0- 1	0- 0	7- 1				
4- 1	0- 0	0- 0	HOME	0- 0	0- 0	4- 1				
3- 1	0- 0	0- 0	AWAY	0- 1	0- 0	3- 0				
0- 0	0- 0	0- 0	NEUTRAL	0- 0	0- 0	0- 0				

RPI 1-25				RPI 26-50				RPI 51-100				RPI 101+				Team's RPI: 246	
RPI	S	Opponent	Score	RPI	S	Opponent	Score	RPI	S	Opponent	Score	RPI	S	Opponent	Score		
				37	A	Texas	39 93	56	A	Iowa St.	36 69	116	A	Fordham	52 65		
				45	A	Rutgers	58 78	73	A	Nebraska	39 73	166	H	Jackson St.	51 72		
				50	A	Oklahoma St.	59 72	85	N	Washington St.	54 69	167	A	Wichita St.	63 69		
								100	A	Texas Southern	56 61	238	N	UNC Asheville	34 53		
												284	H	Alabama A&M	55 46		
												295	A	Prairie View	68 48		
												317	A	Ark.-Pine Bluff	70 43		
												321	H	Alcorn	63 53		
												334	H	Alabama St.	69 47		
												345	H	Grambling	81 57		
												351	A	Mississippi Val.	84 54		
LAST 10 Division I																	
				321	H	Alcorn	63 53	166	H	Jackson St.	51 72						
				284	H	Alabama A&M	55 46	345	H	Grambling	81 57						
				334	H	Alabama St.	69 47	295	A	Prairie View	68 48						
				351	A	Mississippi Val.	84 54	100	A	Texas Southern	56 61						
				317	A	Ark.-Pine Bluff	70 43	238	N	UNC Asheville	34 53						

Non-Div I Games: Tougaloo 100 39 Wiley 78 55

Southern U.

Loss, Non-Conf, S Site, H Home A Away N Neutral

Southern Utah

Through Games Of Feb. 2, 2020

Average RPI Win:	263	WON-LOST	WINNING	LAST 10	STRENGTH OF	OPP. STRENGTH	TEAM	ADJ.	CONF.	ADJ CONF.
Average RPI Loss:	181	RECORD	PCT. RANK	GAMES	SCHEDULE	OF SCHEDULE	RPI	RPI	RPI	RPI
DIV. I ONLY	10- 9	161	4-6	289	269	217	217	18	18	
DIV. I NON-CONF.	6- 3	90	0	247	313	129	129	17	17	
TOTALS	RPI 1-25	RPI 26-50	W-L RECORDS	RPI 51-100	RPI 101-150	RPI 150+				
10- 9	0- 1	0- 0	OVERALL	0- 1	0- 1	10- 6				
8- 1	0- 0	0- 0	HOME	0- 0	0- 1	8- 0				
2- 8	0- 1	0- 0	AWAY	0- 1	0- 0	2- 6				
0- 0	0- 0	0- 0	NEUTRAL	0- 0	0- 0	0- 0				
6- 3	0- 1	0- 0	NON-CONFERENCE	0- 0	0- 0	6- 2				
5- 0	0- 0	0- 0	HOME	0- 0	0- 0	5- 0				
1- 3	0- 1	0- 0	AWAY	0- 0	0- 0	1- 2				
0- 0	0- 0	0- 0	NEUTRAL	0- 0	0- 0	0- 0				
4- 6	0- 0	0- 0	CONFERENCE	0- 1	0- 1	4- 4				
3- 1	0- 0	0- 0	HOME	0- 0	0- 1	3- 0				
1- 5	0- 0	0- 0	AWAY	0- 1	0- 0	1- 4				
0- 0	0- 0	0- 0	NEUTRAL	0- 0	0- 0	0- 0				

RPI 1-25				RPI 26-50				RPI 51-100				RPI 101+ Team's RPI: 217			
RPI	S	Opponent	Score	RPI	S	Opponent	Score	RPI	S	Opponent	Score	RPI	S	Opponent	Score
11	A	Oregon St.	45 95					95	A	Montana St.	65 91	106	H	Idaho	56 71
												157	A	Northern Ariz.	76 84
												184	H	UNLV	72 68
												185	A	Montana	74 81
												186	H	Portland St.	71 58
												231	A	Idaho St.	54 73
												231	H	Idaho St.	72 65
												233	H	Cal St. Fullerton	79 63
												250	A	Grand Canyon	65 69
												252	H	Oral Roberts	72 58
												288	A	Denver	73 81
												297	H	UC Irvine	82 68
												298	H	UC Riverside	79 68
												308	H	Eastern Wash.	71 50
												309	A	Sacramento St.	82 87
												316	A	Weber St.	87 71
												324	A	Utah Valley	71 58
LAST 10 Division I															
231	A	Idaho St.	54 73	157	A	Northern Ariz.	76 84								
316	A	Weber St.	87 71	231	H	Idaho St.	72 65								
106	H	Idaho	56 71	95	A	Montana St.	65 91								
308	H	Eastern Wash.	71 50	185	A	Montana	74 81								
309	A	Sacramento St.	82 87	186	H	Portland St.	71 58								

Non-Div I Games:

Southern Utah

■ Loss,
 ■ Non-Conf,
 ■ S Site,
 ■ Home
 ■ A Away
 N Neutral

Average RPI Win:	228	WON-LOST	WINNING	LAST 10	STRENGTH OF	OPP. STRENGTH	TEAM	ADJ.	CONF.	ADJ CONF.
Average RPI Loss:	149	RECORD	PCT. RANK	GAMES	SCHEDULE	OF SCHEDULE	RPI	RPI	RPI	RPI
DIV. I ONLY	5- 17	308	2-8	141	204	291	291	12	12	
DIV. I NON-CONF.	3- 10	282	0-1	155	294	299	299	12	12	
TOTALS	RPI 1-25	RPI 26-50	W-L RECORDS	RPI 51-100	RPI 101-150	RPI 150+				
5- 17	0- 0	0- 1	OVERALL	0- 4	0- 5	5- 7				
4- 7	0- 0	0- 1	HOME	0- 1	0- 2	4- 3				
0- 9	0- 0	0- 0	AWAY	0- 3	0- 3	0- 3				
1- 1	0- 0	0- 0	NEUTRAL	0- 0	0- 0	1- 1				
3- 10	0- 0	0- 1	NON-CONFERENCE	0- 2	0- 2	3- 5				
2- 5	0- 0	0- 1	HOME	0- 1	0- 1	2- 2				
0- 4	0- 0	0- 0	AWAY	0- 1	0- 1	0- 2				
1- 1	0- 0	0- 0	NEUTRAL	0- 0	0- 0	1- 1				
2- 7	0- 0	0- 0	CONFERENCE	0- 2	0- 3	2- 2				
2- 2	0- 0	0- 0	HOME	0- 0	0- 1	2- 1				
0- 5	0- 0	0- 0	AWAY	0- 2	0- 2	0- 1				
0- 0	0- 0	0- 0	NEUTRAL	0- 0	0- 0	0- 0				

RPI 1-25				RPI 26-50				RPI 51-100				RPI 101+				Team's RPI: 291	
RPI	S	Opponent	Score	RPI	S	Opponent	Score	RPI	S	Opponent	Score	RPI	S	Opponent	Score		
				49	H	St. John's (NY)	56 68	74	A	Bucknell	60 68	110	A	Kent St.	58 81		
								91	A	Saint Louis	51 72	116	A	Fordham	53 79		
								92	H	Buffalo	36 46	129	H	Massachusetts	52 62		
								99	A	Duquesne	39 58	132	A	Richmond	59 63		
												140	H	Cornell	42 70		
												172	N	Saint Mary's (CA)	57 72		
												177	H	Rhode Island	64 59		
												187	A	Binghamton	67 78		
												195	H	Cleveland St.	62 65		
												196	H	Akron	54 63		
												197	N	Wright St.	57 56		
												202	A	La Salle	61 67		
												208	H	Saint Joseph's	60 61		
												237	H	George Mason	62 47		
												249	H	Niagara	71 67		
												281	H	Oakland	80 66		
												341	A	Canisius	82 84		
LAST 10 Division I																	
				132	A	Richmond	59 63	91	A	Saint Louis	51 72						
				99	A	Duquesne	39 58	237	H	George Mason	62 47						
				177	H	Rhode Island	64 59	129	H	Massachusetts	52 62						
				208	H	Saint Joseph's	60 61	116	A	Fordham	53 79						
				202	A	La Salle	61 67	140	H	Cornell	42 70						

Non-Div I Games:

St. Bonaventure

Loss, Non-Conf, S Site, H Home A Away N Neutral

Average RPI Win:	296	WON-LOST	WINNING	LAST 10	STRENGTH OF	OPP. STRENGTH	TEAM	ADJ.	CONF.	ADJ CONF.
Average RPI Loss:	182	RECORD	PCT. RANK	GAMES	SCHEDULE	OF SCHEDULE	RPI	RPI	RPI	RPI
DIV. I ONLY	5- 14	292	2-8	237	320	307	307	30	30	
DIV. I NON-CONF.	3- 7	252	0-1	164	245	249	249	29	29	
TOTALS	RPI 1-25	RPI 26-50	W-L RECORDS	RPI 51-100	RPI 101-150	RPI 150+				
5- 14	0- 1	0- 1	OVERALL	0- 2	0- 3	5- 7				
4- 4	0- 0	0- 0	HOME	0- 1	0- 1	4- 2				
1- 8	0- 1	0- 1	AWAY	0- 1	0- 1	1- 4				
0- 2	0- 0	0- 0	NEUTRAL	0- 0	0- 1	0- 1				
3- 7	0- 1	0- 1	NON-CONFERENCE	0- 2	0- 1	3- 2				
2- 1	0- 0	0- 0	HOME	0- 1	0- 0	2- 0				
1- 4	0- 1	0- 1	AWAY	0- 1	0- 0	1- 1				
0- 2	0- 0	0- 0	NEUTRAL	0- 0	0- 1	0- 1				
2- 7	0- 0	0- 0	CONFERENCE	0- 0	0- 2	2- 5				
2- 3	0- 0	0- 0	HOME	0- 0	0- 1	2- 2				
0- 4	0- 0	0- 0	AWAY	0- 0	0- 1	0- 3				
0- 0	0- 0	0- 0	NEUTRAL	0- 0	0- 0	0- 0				

RPI 1-25				RPI 26-50				RPI 51-100				RPI 101+ Team's RPI: 307			
RPI	S	Opponent	Score	RPI	S	Opponent	Score	RPI	S	Opponent	Score	RPI	S	Opponent	Score
19	A	Princeton	44 76	36	A	Marquette	71 92	61	A	Boston College	69 106	109	N	Pacific	62 71
								84	H	Stony Brook	73 86	147	A	Robert Morris	44 69
												147	H	Robert Morris	59 70
												225	A	Mt. St. Mary's	60 69
												247	A	Saint Francis (PA)	72 82
												247	H	Saint Francis (PA)	59 67
												268	A	Wagner	66 74
												269	H	Loyola Maryland	89 78
												282	H	Sacred Heart	71 70
												286	H	Army West Point	70 64
												292	N	Ga. Southern	47 78
												311	A	Albany (NY)	49 41
												330	A	NJIT	69 88
												331	H	Fairleigh Dickinson	57 62
												333	H	LIU Brooklyn	88 63
LAST 10 Division I															
282	H	Sacred Heart	71 70	147	A	Robert Morris	44 69								
147	H	Robert Morris	59 70	247	A	Saint Francis (PA)	72 82								
247	H	Saint Francis (PA)	59 67	333	H	LIU Brooklyn	88 63								
225	A	Mt. St. Mary's	60 69	331	H	Fairleigh Dickinson	57 62								
268	A	Wagner	66 74	292	N	Ga. Southern	47 78								

Non-Div I Games: East Stroudsburg 84 62

St. Francis Brooklyn

Loss, Non-Conf, S Site, H Home A Away N Neutral

Average RPI Win:	161	WON-LOST	WINNING	LAST 10	STRENGTH OF	OPP. STRENGTH	TEAM	ADJ.	CONF.	ADJ CONF.
Average RPI Loss:	67	RECORD	PCT. RANK	GAMES	SCHEDULE	OF SCHEDULE	RPI	RPI	RPI	RPI
DIV. I ONLY	14- 8	95	6-4	65	72	49	49	6	6	
DIV. I NON-CONF.	7- 4	100	0	34	166	47	47	6	6	
TOTALS	RPI 1-25	RPI 26-50	W-L RECORDS	RPI 51-100	RPI 101-150	RPI 150+				
14- 8	0- 2	2- 2	OVERALL	3- 3	2- 0	7- 1				
8- 1	0- 0	1- 0	HOME	1- 1	2- 0	4- 0				
6- 6	0- 2	1- 2	AWAY	2- 1	0- 0	3- 1				
0- 1	0- 0	0- 0	NEUTRAL	0- 1	0- 0	0- 0				
7- 4	0- 1	1- 1	NON-CONFERENCE	1- 1	1- 0	4- 1				
5- 0	0- 0	0- 0	HOME	1- 0	1- 0	3- 0				
2- 3	0- 1	1- 1	AWAY	0- 0	0- 0	1- 1				
0- 1	0- 0	0- 0	NEUTRAL	0- 1	0- 0	0- 0				
7- 4	0- 1	1- 1	CONFERENCE	2- 2	1- 0	3- 0				
3- 1	0- 0	1- 0	HOME	0- 1	1- 0	1- 0				
4- 3	0- 1	0- 1	AWAY	2- 1	0- 0	2- 0				
0- 0	0- 0	0- 0	NEUTRAL	0- 0	0- 0	0- 0				

RPI 1-25				RPI 26-50				RPI 51-100				RPI 101+			
RPI	S	Opponent	Score	RPI	S	Opponent	Score	RPI	S	Opponent	Score	RPI	S	Opponent	Score
20	A	DePaul	69 74	31	H	Creighton	63 58	52	N	IUPUI	78 85	129	H	Massachusetts	82 71
23	A	Florida St.	70 74	35	A	Yale	80 66	75	A	Seton Hall	82 66	131	H	Providence	64 58
				36	A	Marquette	85 94	89	A	Villanova	64 66	159	H	Lafayette	76 44
				46	A	James Madison	73 76	89	H	Villanova	62 67	184	A	UNLV	75 79
								93	H	Wake Forest	82 74	205	H	Fairfield	71 69
								94	A	Butler	67 42	239	A	Georgetown	74 68
												239	H	Georgetown	71 54
												241	A	Xavier	75 67
												286	H	Army West Point	96 60
												291	A	St. Bonaventure	68 56
LAST 10 Division I															
239	A	Georgetown	74 68	20	A	DePaul	69 74	36	A	Marquette	85 94				
89	A	Villanova	64 66	89	H	Villanova	62 67	239	H	Georgetown	71 54				
75	A	Seton Hall	82 66	94	A	Butler	67 42								
31	H	Creighton	63 58												
131	H	Providence	64 58												

Non-Div I Games:

St. John's (NY)

■ Loss,
 ■ Non-Conf,
 ■ S Site,
 ■ H Home
 ■ A Away
 N Neutral

Stanford

Through Games Of Feb. 2, 2020

Average RPI Win:	119	WON-LOST	WINNING	LAST 10	STRENGTH OF	OPP. STRENGTH	TEAM	ADJ.	CONF.	ADJ CONF.
Average RPI Loss:	19	RECORD	PCT. RANK	GAMES	SCHEDULE	OF SCHEDULE	RPI	RPI	RPI	RPI
DIV. I ONLY	20- 2	9	9-1	35	4	4	4	1	1	
DIV. I NON-CONF.	11- 1	13	0	50	30	7	7	1	1	
TOTALS	RPI 1-25	RPI 26-50	W-L RECORDS	RPI 51-100	RPI 101-150	RPI 150+				
20- 2	4- 1	2- 1	OVERALL	3- 0	6- 0	5- 0				
12- 0	2- 0	2- 0	HOME	2- 0	3- 0	3- 0				
5- 2	1- 1	0- 1	AWAY	1- 0	2- 0	1- 0				
3- 0	1- 0	0- 0	NEUTRAL	0- 0	1- 0	1- 0				
11- 1	3- 0	1- 1	NON-CONFERENCE	1- 0	1- 0	5- 0				
7- 0	2- 0	1- 0	HOME	1- 0	0- 0	3- 0				
1- 1	0- 0	0- 1	AWAY	0- 0	0- 0	1- 0				
3- 0	1- 0	0- 0	NEUTRAL	0- 0	1- 0	1- 0				
9- 1	1- 1	1- 0	CONFERENCE	2- 0	5- 0	0- 0				
5- 0	0- 0	1- 0	HOME	1- 0	3- 0	0- 0				
4- 1	1- 1	0- 0	AWAY	1- 0	2- 0	0- 0				
0- 0	0- 0	0- 0	NEUTRAL	0- 0	0- 0	0- 0				

RPI 1-25				RPI 26-50				RPI 51-100				RPI 101+			
RPI	S	Opponent	Score	RPI	S	Opponent	Score	RPI	S	Opponent	Score	RPI	S	Opponent	Score
1	A	Oregon	55 87	37	A	Texas	64 69	85	A	Washington St.	71 49	104	H	Utah	82 49
6	H	Gonzaga	76 70	43	H	Tennessee	78 51	85	H	Washington St.	77 58	118	N	Syracuse	77 59
11	A	Oregon St.	61 58	48	H	Colorado	76 68	92	H	Buffalo	88 69	128	A	California	79 65
13	N	Mississippi St.	67 62									128	H	California	73 40
25	H	Ohio St.	71 52									133	A	Washington	58 41
												133	H	Washington	77 56
												169	H	UC Davis	67 55
												221	H	Northern Colo.	90 36
												223	A	San Francisco	97 71
												301	N	California Baptist	83 78
												308	H	Eastern Wash.	92 27
LAST 10 Division I															
85	A	Washington St.	71 49	1	A	Oregon	55 87	128	A	California	79 65				
133	A	Washington	58 41	128	H	California	73 40	133	H	Washington	77 56				
104	H	Utah	82 49	85	H	Washington St.	77 58								
48	H	Colorado	76 68												
11	A	Oregon St.	61 58												

Non-Div I Games:

Stanford

Loss, Non-Conf, S Site, H Home A Away N Neutral

Average RPI Win: 276	WON-LOST	WINNING	LAST 10	STRENGTH OF	OPP. STRENGTH	TEAM	ADJ.	CONF.	ADJ CONF.
Average RPI Loss: 127	RECORD	PCT. RANK	GAMES	SCHEDULE	OF SCHEDULE	RPI	RPI	RPI	RPI
DIV. I ONLY	6- 12	262	3-7	189	184	254	254	16	16
DIV. I NON-CONF.	3- 7	252	0-2	138	206	241	241	16	16
TOTALS	RPI 1-25	RPI 26-50	W-L RECORDS	RPI 51-100	RPI 101-150	RPI 150+			
6- 12	0- 1	0- 2	OVERALL	0- 1	0- 3	6- 5			
3- 5	0- 0	0- 1	HOME	0- 0	0- 2	3- 2			
3- 6	0- 1	0- 1	AWAY	0- 1	0- 1	3- 2			
0- 1	0- 0	0- 0	NEUTRAL	0- 0	0- 0	0- 1			
3- 7	0- 1	0- 1	NON-CONFERENCE	0- 1	0- 2	3- 2			
2- 2	0- 0	0- 0	HOME	0- 0	0- 1	2- 1			
1- 4	0- 1	0- 1	AWAY	0- 1	0- 1	1- 0			
0- 1	0- 0	0- 0	NEUTRAL	0- 0	0- 0	0- 1			
3- 5	0- 0	0- 1	CONFERENCE	0- 0	0- 1	3- 3			
1- 3	0- 0	0- 1	HOME	0- 0	0- 1	1- 1			
2- 2	0- 0	0- 0	AWAY	0- 0	0- 0	2- 2			
0- 0	0- 0	0- 0	NEUTRAL	0- 0	0- 0	0- 0			

RPI 1-25				RPI 26-50				RPI 51-100				RPI 101+ Team's RPI: 254			
RPI	S	Opponent	Score	RPI	S	Opponent	Score	RPI	S	Opponent	Score	RPI	S	Opponent	Score
24	A	Kentucky	48 67	29	H	FGCU	47 89	62	A	UCF	40 66	103	A	Penn	41 81
				43	A	Tennessee	46 73					113	H	Liberty	48 57
												122	H	Holy Cross	63 75
												151	H	Bethune-Cookman	55 59
												171	A	North Ala.	57 68
												189	A	Jacksonville	52 57
												220	A	Kennesaw St.	67 61
												243	H	Tulsa	66 60
												247	N	Saint Francis (PA)	73 78
												253	A	Morehead St.	58 55
												266	A	Lipscomb	48 34
												266	H	Lipscomb	59 65
												330	H	NJIT	72 49
												341	H	Canisius	68 52
LAST 10 Division I															
266	A	Lipscomb	48 34	29	H	FGCU	47 89	266	H	Lipscomb	59 65	220	A	Kennesaw St.	67 61
330	H	NJIT	72 49	266	H	Lipscomb	59 65	122	H	Holy Cross	63 75	151	H	Bethune-Cookman	55 59
113	H	Liberty	48 57												
171	A	North Ala.	57 68												
189	A	Jacksonville	52 57												

Non-Div I Games: Palm Beach Atl. 77 46 Trinity Baptist 116 40 Fla. National 80 37

Stetson

Stony Brook

Through Games Of Feb. 2, 2020

Average RPI Win: 257	WON-LOST	WINNING	LAST 10	STRENGTH OF	OPP. STRENGTH	TEAM	ADJ.	CONF.	ADJ CONF.
Average RPI Loss: 41	RECORD	PCT. RANK	GAMES	SCHEDULE	OF SCHEDULE	RPI	RPI	RPI	RPI
DIV. I ONLY	20- 1	5	10-0	333	290	84	84	27	27
DIV. I NON-CONF.	11- 1	13	1-0	301	258	75	75	27	27

TOTALS	RPI 1-25	RPI 26-50	W-L RECORDS	RPI 51-100	RPI 101-150	RPI 150+
20- 1	0- 0	0- 1	OVERALL	1- 0	1- 0	18- 0
9- 0	0- 0	0- 0	HOME	1- 0	0- 0	8- 0
9- 1	0- 0	0- 1	AWAY	0- 0	0- 0	9- 0
2- 0	0- 0	0- 0	NEUTRAL	0- 0	1- 0	1- 0
11- 1	0- 0	0- 1	NON-CONFERENCE	1- 0	1- 0	9- 0
4- 0	0- 0	0- 0	HOME	1- 0	0- 0	3- 0
5- 1	0- 0	0- 1	AWAY	0- 0	0- 0	5- 0
2- 0	0- 0	0- 0	NEUTRAL	0- 0	1- 0	1- 0
9- 0	0- 0	0- 0	CONFERENCE	0- 0	0- 0	9- 0
5- 0	0- 0	0- 0	HOME	0- 0	0- 0	5- 0
4- 0	0- 0	0- 0	AWAY	0- 0	0- 0	4- 0
0- 0	0- 0	0- 0	NEUTRAL	0- 0	0- 0	0- 0

RPI 1-25	RPI 26-50	RPI 51-100	Team's RPI: 84	RPI 101+
RPI S Opponent Score	RPI S Opponent Score	RPI S Opponent Score		RPI S Opponent Score
	41 A Arkansas 58 88	74 H Bucknell 78 73		150 N Western Mich. 50 47
				187 A Binghamton 67 60
				203 H UMass Lowell 60 41
				218 H Manhattan 59 54
				232 N Morgan St. 63 56
				236 H Iona 59 40
				244 H Maine 73 69
				268 A Wagner 66 45
				271 A Pittsburgh 59 56
				272 A New Hampshire 53 44
				282 H Sacred Heart 54 50
				293 H Vermont 67 49
				302 A UMBC 66 49
				302 H UMBC 57 45
				307 A St. Francis Brooklyn 86 73
				311 A Albany (NY) 73 53
				312 A Hofstra 81 38
				333 A LIU Brooklyn 80 49
				346 H Hartford 66 55
LAST 10 Division I				
302 A UMBC 66 49	272 A New Hampshire 53 44			
203 H UMass Lowell 60 41	293 H Vermont 67 49			
187 A Binghamton 67 60	244 H Maine 73 69			
311 A Albany (NY) 73 53	302 H UMBC 57 45			
346 H Hartford 66 55	74 H Bucknell 78 73			

Non-Div I Games: Molloy 66 49

Stony Brook

Loss, **Non-Conf**, **S Site**, **H Home** **A Away** **N Neutral**

Syracuse

Through Games Of Feb. 2, 2020

Average RPI Win:	169	WON-LOST	WINNING	LAST 10	STRENGTH OF	OPP. STRENGTH	TEAM	ADJ.	CONF.	ADJ CONF.
Average RPI Loss:	50	RECORD	PCT. RANK	GAMES	SCHEDULE	OF SCHEDULE	RPI	RPI	RPI	RPI
DIV. I ONLY	10- 11	189	4-6	55	7	118	118	5	5	
DIV. I NON-CONF.	6- 5	151	0	72	33	115	115	3	3	
TOTALS	RPI 1-25	RPI 26-50	W-L RECORDS	RPI 51-100	RPI 101-150	RPI 150+				
10- 11	1- 3	1- 4	OVERALL	1- 3	3- 1	4- 0				
7- 3	1- 1	1- 1	HOME	1- 1	1- 0	3- 0				
1- 5	0- 1	0- 2	AWAY	0- 2	0- 0	1- 0				
2- 3	0- 1	0- 1	NEUTRAL	0- 0	2- 1	0- 0				
6- 5	0- 2	0- 2	NON-CONFERENCE	1- 0	2- 1	3- 0				
4- 1	0- 1	0- 0	HOME	1- 0	0- 0	3- 0				
0- 1	0- 0	0- 1	AWAY	0- 0	0- 0	0- 0				
2- 3	0- 1	0- 1	NEUTRAL	0- 0	2- 1	0- 0				
4- 6	1- 1	1- 2	CONFERENCE	0- 3	1- 0	1- 0				
3- 2	1- 0	1- 1	HOME	0- 1	1- 0	0- 0				
1- 4	0- 1	0- 1	AWAY	0- 2	0- 0	1- 0				
0- 0	0- 0	0- 0	NEUTRAL	0- 0	0- 0	0- 0				

RPI 1-25				RPI 26-50				RPI 51-100				RPI 101+ Team's RPI: 118			
RPI	S	Opponent	Score	RPI	S	Opponent	Score	RPI	S	Opponent	Score	RPI	S	Opponent	Score
1	H	Oregon	64 81	34	H	Virginia Tech	67 65	60	A	Miami (FL)	62 77	102	N	Michigan St.	77 63
3	A	Louisville	58 62	39	N	West Virginia	69 71	67	H	Ohio	66 54	105	H	Notre Dame	74 63
4	N	Stanford	59 77	40	A	Michigan	76 84	88	H	Georgia Tech	64 82	135	N	Green Bay	73 79
23	H	Florida St.	90 89	42	H	Duke	58 88	93	A	Wake Forest	60 65	148	N	Houston	87 62
				44	A	Virginia	41 57					271	A	Pittsburgh	69 51
												302	H	UMBC	82 48
												311	H	Albany (NY)	75 53
												323	H	UMES	65 50
LAST 10 Division I															
				44	A	Virginia	41 57	88	H	Georgia Tech	64 82				
				34	H	Virginia Tech	67 65	60	A	Miami (FL)	62 77				
				93	A	Wake Forest	60 65	105	H	Notre Dame	74 63				
				42	H	Duke	58 88	23	H	Florida St.	90 89				
				271	A	Pittsburgh	69 51	3	A	Louisville	58 62				

Non-Div I Games:

Syracuse

■ Loss,
■ Non-Conf,
■ S Site,
■ H Home
■ A Away
N Neutral

Average RPI Win:	132	WON-LOST	WINNING	LAST 10	STRENGTH OF	OPP. STRENGTH	TEAM	ADJ.	CONF.	ADJ CONF.
Average RPI Loss:	55	RECORD	PCT. RANK	GAMES	SCHEDULE	OF SCHEDULE	RPI	RPI	RPI	RPI
DIV. I ONLY	16- 4	31	7-3	31	36	22	22	3	3	
DIV. I NON-CONF.	9- 2	38	0-1	114	65	32	32	4	4	
TOTALS	RPI 1-25	RPI 26-50	W-L RECORDS	RPI 51-100	RPI 101-150	RPI 150+				
16- 4	0- 2	4- 0	OVERALL	2- 1	6- 1	4- 0				
10- 2	0- 1	1- 0	HOME	1- 0	6- 1	2- 0				
6- 2	0- 1	3- 0	AWAY	1- 1	0- 0	2- 0				
0- 0	0- 0	0- 0	NEUTRAL	0- 0	0- 0	0- 0				
9- 2	0- 1	0- 0	NON-CONFERENCE	1- 1	4- 0	4- 0				
7- 0	0- 0	0- 0	HOME	1- 0	4- 0	2- 0				
2- 2	0- 1	0- 0	AWAY	0- 1	0- 0	2- 0				
0- 0	0- 0	0- 0	NEUTRAL	0- 0	0- 0	0- 0				
7- 2	0- 1	4- 0	CONFERENCE	1- 0	2- 1	0- 0				
3- 2	0- 1	1- 0	HOME	0- 0	2- 1	0- 0				
4- 0	0- 0	3- 0	AWAY	1- 0	0- 0	0- 0				
0- 0	0- 0	0- 0	NEUTRAL	0- 0	0- 0	0- 0				

RPI 1-25				Team's RPI: 22		RPI 26-50				RPI 51-100				RPI 101+			
RPI	S	Opponent	Score	RPI	S	Opponent	Score	RPI	S	Opponent	Score	RPI	S	Opponent	Score		
5	H	Baylor	57 66	37	A	Texas	65 63	56	A	Iowa St.	77 74	101	H	Boise St.	77 65		
18	A	Texas A&M	68 70	38	A	Oklahoma	82 63	59	A	Middle Tenn.	70 82	117	H	Kansas	73 59		
				39	H	West Virginia	73 60	67	H	Ohio	79 72	120	H	Auburn	80 65		
				50	A	Oklahoma St.	72 68					138	H	Texas Tech	76 80		
												139	H	Kansas St.	65 61		
												140	H	Cornell	59 49		
												147	H	Robert Morris	66 61		
												215	A	SMU	57 56		
												276	H	Texas St.	79 52		
												285	H	Nicholls St.	72 47		
												286	A	Army West Point	66 52		
LAST 10 Division I																	
139	H	Kansas St.	65 61	56	A	Iowa St.	77 74										
50	A	Oklahoma St.	72 68	117	H	Kansas	73 59										
39	H	West Virginia	73 60	138	H	Texas Tech	76 80										
5	H	Baylor	57 66	37	A	Texas	65 63										
38	A	Oklahoma	82 63	59	A	Middle Tenn.	70 82										

Non-Div I Games:

TCU

Average RPI Win:	150	WON-LOST	WINNING	LAST 10	STRENGTH OF	OPP. STRENGTH	TEAM	ADJ.	CONF.	ADJ CONF.
Average RPI Loss:	74	RECORD	PCT. RANK	GAMES	SCHEDULE	OF SCHEDULE	RPI	RPI	RPI	RPI
DIV. I ONLY	13- 8	103	7-3	30	74	53	53	9	9	
DIV. I NON-CONF.	8- 5	117	2-1	32	62	59	59	9	9	
TOTALS	RPI 1-25	RPI 26-50	W-L RECORDS	RPI 51-100	RPI 101-150	RPI 150+				
13- 8	0- 2	0- 2	OVERALL	5- 2	2- 0	6- 2				
8- 3	0- 2	0- 1	HOME	4- 0	1- 0	3- 0				
5- 3	0- 0	0- 0	AWAY	1- 1	1- 0	3- 2				
0- 2	0- 0	0- 1	NEUTRAL	0- 1	0- 0	0- 0				
8- 5	0- 1	0- 2	NON-CONFERENCE	3- 1	1- 0	4- 1				
5- 2	0- 1	0- 1	HOME	2- 0	1- 0	2- 0				
3- 1	0- 0	0- 0	AWAY	1- 0	0- 0	2- 1				
0- 2	0- 0	0- 1	NEUTRAL	0- 1	0- 0	0- 0				
5- 3	0- 1	0- 0	CONFERENCE	2- 1	1- 0	2- 1				
3- 1	0- 1	0- 0	HOME	2- 0	0- 0	1- 0				
2- 2	0- 0	0- 0	AWAY	0- 1	1- 0	1- 1				
0- 0	0- 0	0- 0	NEUTRAL	0- 0	0- 0	0- 0				

RPI 1-25				RPI 26-50				RPI 51-100 Team's RPI: 53				RPI 101+			
RPI	S	Opponent	Score	RPI	S	Opponent	Score	RPI	S	Opponent	Score	RPI	S	Opponent	Score
2	H	South Carolina	71 78	29	H	FGCU	67 93	58	N	North Carolina	58 71	103	H	Penn	76 72
8	H	UConn	54 83	31	N	Creighton	59 69	62	H	UCF	67 65	148	A	Houston	61 58
								74	A	Bucknell	72 61	167	A	Wichita St.	70 72
								81	H	South Fla.	69 66	193	A	Towson	74 59
								89	H	Villanova	74 69	202	A	La Salle	72 69
								90	A	Cincinnati	81 86	205	H	Fairfield	77 59
								99	H	Duquesne	85 72	208	A	Saint Joseph's	63 67
												215	H	SMU	85 62
												241	H	Xavier	78 65
												243	A	Tulsa	74 65
LAST 10 Division I															
				62	H	UCF	67 65	215	H	SMU	85 62				
				90	A	Cincinnati	81 86	148	A	Houston	61 58				
				103	H	Penn	76 72	243	A	Tulsa	74 65				
				167	A	Wichita St.	70 72	202	A	La Salle	72 69				
				81	H	South Fla.	69 66	29	H	FGCU	67 93				

Non-Div I Games:

Temple

Tennessee

Through Games Of Feb. 2, 2020

Average RPI Win:	196	WON-LOST	WINNING	LAST 10	STRENGTH OF	OPP. STRENGTH	TEAM	ADJ.	CONF.	ADJ CONF.
Average RPI Loss:	15	RECORD	PCT. RANK	GAMES	SCHEDULE	OF SCHEDULE	RPI	RPI	RPI	RPI
DIV. I ONLY	17- 5	37	7-3	136	62	43	43	4	4	
DIV. I NON-CONF.	10- 3	58	0-1	250	171	104	104	5	5	
TOTALS	RPI 1-25	RPI 26-50	W-L RECORDS	RPI 51-100	RPI 101-150	RPI 150+				
17- 5	1- 4	0- 1	OVERALL	3- 0	3- 0	10- 0				
11- 1	1- 0	0- 1	HOME	2- 0	1- 0	7- 0				
6- 4	0- 4	0- 0	AWAY	1- 0	2- 0	3- 0				
0- 0	0- 0	0- 0	NEUTRAL	0- 0	0- 0	0- 0				
10- 3	0- 2	0- 1	NON-CONFERENCE	0- 0	1- 0	9- 0				
7- 1	0- 0	0- 1	HOME	0- 0	0- 0	7- 0				
3- 2	0- 2	0- 0	AWAY	0- 0	1- 0	2- 0				
0- 0	0- 0	0- 0	NEUTRAL	0- 0	0- 0	0- 0				
7- 2	1- 2	0- 0	CONFERENCE	3- 0	2- 0	1- 0				
4- 0	1- 0	0- 0	HOME	2- 0	1- 0	0- 0				
3- 2	0- 2	0- 0	AWAY	1- 0	1- 0	1- 0				
0- 0	0- 0	0- 0	NEUTRAL	0- 0	0- 0	0- 0				

RPI	S	Opponent	Score	RPI	S	Opponent	Score	RPI	S	Opponent	Score	RPI	S	Opponent	Score
2	A	South Carolina	48 69	37	H	Texas	60 66	71	H	Alabama	65 63	105	A	Notre Dame	74 63
4	A	Stanford	51 78					78	H	Georgia	73 56	119	A	Florida	78 50
8	A	UConn	45 60					97	A	Vanderbilt	78 69	149	H	Missouri	77 66
21	H	LSU	63 58									186	A	Portland St.	88 61
24	A	Kentucky	76 80									214	H	Central Ark.	63 36
												254	H	Stetson	73 46
												261	A	ETSU	72 68
												263	H	Howard	88 38
												270	H	Colorado St.	79 41
												275	A	Ole Miss	84 28
												314	H	Air Force	81 54
												317	H	Ark.-Pine Bluff	92 51
												340	H	Tennessee St.	73 43
LAST 10 Division I															
2	A	South Carolina	48 69	119	A	Florida	78 50								
97	A	Vanderbilt	78 69	78	H	Georgia	73 56								
21	H	LSU	63 58	275	A	Ole Miss	84 28								
8	A	UConn	45 60	24	A	Kentucky	76 80								
71	H	Alabama	65 63	149	H	Missouri	77 66								

Non-Div I Games:

Tennessee

■ Loss,
 ■ Non-Conf, S Site,
 ■ Home
 ■ Away
 N Neutral

Average RPI Win:	0	WON-LOST	WINNING	LAST 10	STRENGTH OF	OPP. STRENGTH	TEAM	ADJ.	CONF.	ADJ CONF.
Average RPI Loss:	195	RECORD	PCT. RANK	GAMES	SCHEDULE	OF SCHEDULE	RPI	RPI	RPI	RPI
DIV. I ONLY	0- 18	349	0-10	172	318	340	340	20	20	
DIV. I NON-CONF.	0- 8	338	0	112	281	321	321	23	23	
TOTALS	RPI 1-25	RPI 26-50	W-L RECORDS	RPI 51-100	RPI 101-150	RPI 150+				
0- 18	0- 0	0- 2	OVERALL	0- 2	0- 1	0- 13				
0- 9	0- 0	0- 0	HOME	0- 1	0- 0	0- 8				
0- 9	0- 0	0- 2	AWAY	0- 1	0- 1	0- 5				
0- 0	0- 0	0- 0	NEUTRAL	0- 0	0- 0	0- 0				
0- 8	0- 0	0- 2	NON-CONFERENCE	0- 1	0- 0	0- 5				
0- 5	0- 0	0- 0	HOME	0- 1	0- 0	0- 4				
0- 3	0- 0	0- 2	AWAY	0- 0	0- 0	0- 1				
0- 0	0- 0	0- 0	NEUTRAL	0- 0	0- 0	0- 0				
0- 10	0- 0	0- 0	CONFERENCE	0- 1	0- 1	0- 8				
0- 4	0- 0	0- 0	HOME	0- 0	0- 0	0- 4				
0- 6	0- 0	0- 0	AWAY	0- 1	0- 1	0- 4				
0- 0	0- 0	0- 0	NEUTRAL	0- 0	0- 0	0- 0				

RPI 1-25				RPI 26-50				RPI 51-100				RPI 101+				Team's RPI: 340	
RPI	S	Opponent	Score	RPI	S	Opponent	Score	RPI	S	Opponent	Score	RPI	S	Opponent	Score		
				27	A	Arizona	42 77	69	A	UT Martin	71 88	137	A	Southeast Mo. St.	54 83		
				43	A	Tennessee	43 73	97	H	Vanderbilt	55 106	163	A	Tennessee Tech	47 88		
												171	H	North Ala.	63 88		
												173	H	Columbia	65 75		
												198	A	Austin Peay	58 76		
												207	A	Murray St.	62 100		
												227	H	Eastern Ill.	52 73		
												251	A	South Alabama	48 70		
												253	H	Morehead St.	47 84		
												266	H	Lipscomb	64 74		
												278	H	Eastern Ky.	55 61		
												305	A	Jacksonville St.	48 70		
												321	H	Alcorn	57 62		
												327	H	SIUE	63 76		
LAST 10 Division I																	
				163	A	Tennessee Tech	47 88	253	H	Morehead St.	47 84						
				305	A	Jacksonville St.	48 70	137	A	Southeast Mo. St.	54 83						
				207	A	Murray St.	62 100	69	A	UT Martin	71 88						
				198	A	Austin Peay	58 76	327	H	SIUE	63 76						
				278	H	Eastern Ky.	55 61	227	H	Eastern Ill.	52 73						

Non-Div I Games: Wilberforce 83 65 Fisk 91 50

Tennessee St.

Average RPI Win:	270	WON-LOST	WINNING	LAST 10	STRENGTH OF	OPP. STRENGTH	TEAM	ADJ.	CONF.	ADJ CONF.
Average RPI Loss:	96	RECORD	PCT. RANK	GAMES	SCHEDULE	OF SCHEDULE	RPI	RPI	RPI	RPI
DIV. I ONLY	14- 5	44	9-1	344	159	163	163	20	20	
DIV. I NON-CONF.	5- 4	140	0	344	100	227	227	23	23	
TOTALS	RPI 1-25	RPI 26-50	W-L RECORDS	RPI 51-100	RPI 101-150	RPI 150+				
14- 5	0- 0	0- 0	OVERALL	0- 4	1- 0	13- 1				
7- 1	0- 0	0- 0	HOME	0- 1	0- 0	7- 0				
6- 3	0- 0	0- 0	AWAY	0- 3	1- 0	5- 0				
1- 1	0- 0	0- 0	NEUTRAL	0- 0	0- 0	1- 1				
5- 4	0- 0	0- 0	NON-CONFERENCE	0- 3	1- 0	4- 1				
2- 0	0- 0	0- 0	HOME	0- 0	0- 0	2- 0				
2- 3	0- 0	0- 0	AWAY	0- 3	1- 0	1- 0				
1- 1	0- 0	0- 0	NEUTRAL	0- 0	0- 0	1- 1				
9- 1	0- 0	0- 0	CONFERENCE	0- 1	0- 0	9- 0				
5- 1	0- 0	0- 0	HOME	0- 1	0- 0	5- 0				
4- 0	0- 0	0- 0	AWAY	0- 0	0- 0	4- 0				
0- 0	0- 0	0- 0	NEUTRAL	0- 0	0- 0	0- 0				

RPI 1-25			RPI 26-50			RPI 51-100			RPI 101+			Team's RPI: 163
RPI	S	Opponent	Score	RPI	S	Opponent	Score	RPI	S	Opponent	Score	
						59	A Middle Tenn.	58	64	145	A Samford	72 57
						63	H Belmont	47	59	183	N Northern Ill.	74 82
						79	A Southern Ill.	65	76	198	H Austin Peay	58 49
						97	A Vanderbilt	61	75	207	H Murray St.	77 72
										227	A Eastern Ill.	75 62
										253	A Morehead St.	75 55
										253	H Morehead St.	82 75
										266	H Lipscomb	78 58
										278	A Eastern Ky.	60 42
										278	H Eastern Ky.	87 82
										325	N Detroit Mercy	69 47
										327	A SIUE	65 50
										337	A Western Caro.	62 58
										340	H Tennessee St.	88 47
										347	H La.-Monroe	75 68
LAST 10 Division I												
						340	H Tennessee St.	88	47	327	A SIUE	65 50
						63	H Belmont	47	59	207	H Murray St.	77 72
						278	H Eastern Ky.	87	82	198	H Austin Peay	58 49
						253	H Morehead St.	82	75	253	A Morehead St.	75 55
						227	A Eastern Ill.	75	62	278	A Eastern Ky.	60 42

Non-Div I Games: Tenn. Wesleyan 94 45 Cumberland (TN) 88 51

Tennessee Tech

Loss, Non-Conf, S Site, H Home A Away N Neutral

Average RPI Win: 150	WON-LOST	WINNING	LAST 10	STRENGTH OF	OPP. STRENGTH	TEAM	ADJ.	CONF.	ADJ CONF.
Average RPI Loss: 55	RECORD	PCT. RANK	GAMES	SCHEDULE	OF SCHEDULE	RPI	RPI	RPI	RPI
DIV. I ONLY	14- 7	74	7-3	17	66	37	37	3	3
DIV. I NON-CONF.	8- 4	90	1-0	68	155	74	74	4	4
TOTALS	RPI 1-25	RPI 26-50	W-L RECORDS	RPI 51-100	RPI 101-150	RPI 150+			
14- 7	1- 3	3- 2	OVERALL	2- 1	3- 0	5- 1			
8- 3	1- 2	0- 1	HOME	1- 0	2- 0	4- 0			
5- 3	0- 0	3- 1	AWAY	1- 1	1- 0	0- 1			
1- 1	0- 1	0- 0	NEUTRAL	0- 0	0- 0	1- 0			
8- 4	1- 1	1- 1	NON-CONFERENCE	1- 1	0- 0	5- 1			
6- 1	1- 0	0- 1	HOME	1- 0	0- 0	4- 0			
1- 2	0- 0	1- 0	AWAY	0- 1	0- 0	0- 1			
1- 1	0- 1	0- 0	NEUTRAL	0- 0	0- 0	1- 0			
6- 3	0- 2	2- 1	CONFERENCE	1- 0	3- 0	0- 0			
2- 2	0- 2	0- 0	HOME	0- 0	2- 0	0- 0			
4- 1	0- 0	2- 1	AWAY	1- 0	1- 0	0- 0			
0- 0	0- 0	0- 0	NEUTRAL	0- 0	0- 0	0- 0			

RPI 1-25				RPI 26-50				Team's RPI: 37		RPI 51-100				RPI 101+			
RPI	S	Opponent	Score	RPI	S	Opponent	Score	RPI	S	Opponent	Score	RPI	S	Opponent	Score		
4	H	Stanford	69 64	27	H	Arizona	58 83	56	A	Iowa St.	81 75	117	H	Kansas	85 77		
5	H	Baylor	44 64	38	A	Oklahoma	70 53	67	H	Ohio	73 60	138	H	Texas Tech	92 66		
16	N	NC State	73 84	39	A	West Virginia	63 68	81	A	South Fla.	57 64	139	A	Kansas St.	71 63		
22	H	TCU	63 65	43	A	Tennessee	66 60					192	A	Hawaii	60 73		
				50	A	Oklahoma St.	61 56					246	H	Southern U.	93 39		
LAST 10 Division I																	
				5	H	Baylor	44 64	138	H	Texas Tech	92 66						
				38	A	Oklahoma	70 53	39	A	West Virginia	63 68						
				50	A	Oklahoma St.	61 56	56	A	Iowa St.	81 75						
				117	H	Kansas	85 77	22	H	TCU	63 65						
				139	A	Kansas St.	71 63	342	H	Northwestern St.	91 49						

Non-Div I Games:

Texas

Average RPI Win:	121	WON-LOST	WINNING	LAST 10	STRENGTH OF	OPP. STRENGTH	TEAM	ADJ.	CONF.	ADJ CONF.
Average RPI Loss:	22	RECORD	PCT. RANK	GAMES	SCHEDULE	OF SCHEDULE	RPI	RPI	RPI	RPI
DIV. I ONLY	18- 4	24	7-3	25	16	18	18	4	4	
DIV. I NON-CONF.	12- 1	9	1-0	40	25	8	8	5	5	
TOTALS	RPI 1-25	RPI 26-50	W-L RECORDS	RPI 51-100	RPI 101-150	RPI 150+				
18- 4	1- 4	3- 0	OVERALL	6- 0	4- 0	4- 0				
12- 1	1- 1	2- 0	HOME	1- 0	4- 0	4- 0				
4- 2	0- 2	1- 0	AWAY	3- 0	0- 0	0- 0				
2- 1	0- 1	0- 0	NEUTRAL	2- 0	0- 0	0- 0				
12- 1	1- 1	2- 0	NON-CONFERENCE	4- 0	2- 0	3- 0				
8- 0	1- 0	2- 0	HOME	0- 0	2- 0	3- 0				
2- 0	0- 0	0- 0	AWAY	2- 0	0- 0	0- 0				
2- 1	0- 1	0- 0	NEUTRAL	2- 0	0- 0	0- 0				
6- 3	0- 3	1- 0	CONFERENCE	2- 0	2- 0	1- 0				
4- 1	0- 1	0- 0	HOME	1- 0	2- 0	1- 0				
2- 2	0- 2	1- 0	AWAY	1- 0	0- 0	0- 0				
0- 0	0- 0	0- 0	NEUTRAL	0- 0	0- 0	0- 0				

RPI	S	Opponent	Score	RPI	S	Opponent	Score	RPI	S	Opponent	Score	RPI	S	Opponent	Score
21	A	LSU	58 59	41	A	Arkansas	84 77	71	A	Alabama	79 74	119	H	Florida	69 42
21	H	LSU	54 57	42	H	Duke	79 58	78	H	Georgia	64 63	123	H	A&M-Corpus Christi	85 48
22	H	TCU	70 68	50	H	Oklahoma St.	74 62	87	A	Southern California	74 64	148	H	Houston	72 43
23	N	Florida St.	58 80					88	N	Georgia Tech	60 48	149	H	Missouri	72 53
24	A	Kentucky	54 76					95	N	Montana St.	78 67	175	H	Little Rock	78 35
								98	A	Rice	62 61	214	H	Central Ark.	76 46
												275	H	Ole Miss	79 35
												295	H	Prairie View	80 38
LAST 10 Division I															
21	A	LSU	58 59	24	A	Kentucky	54 76								
78	H	Georgia	64 63	21	H	LSU	54 57								
149	H	Missouri	72 53	275	H	Ole Miss	79 35								
71	A	Alabama	79 74	41	A	Arkansas	84 77								
119	H	Florida	69 42	123	H	A&M-Corpus Christi	85 48								

Non-Div I Games:

Texas A&M

■ Loss,
 ■ Non-Conf, S Site,
 ■ Home
 ■ Away
 N Neutral

Texas Southern

Through Games Of Feb. 2, 2020

Average RPI Win:	250	WON-LOST	WINNING	LAST 10	STRENGTH OF	OPP. STRENGTH	TEAM	ADJ.	CONF.	ADJ CONF.
Average RPI Loss:	70	RECORD	PCT. RANK	GAMES	SCHEDULE	OF SCHEDULE	RPI	RPI	RPI	RPI
DIV. I ONLY	12- 7	100	8-2	188	205	100	100	31	31	
DIV. I NON-CONF.	5- 6	187	1-1	18	28	49	49	31	31	
TOTALS	RPI 1-25	RPI 26-50	W-L RECORDS	RPI 51-100	RPI 101-150	RPI 150+				
12- 7	0- 2	0- 1	OVERALL	1- 1	2- 2	9- 1				
6- 0	0- 0	0- 0	HOME	1- 0	0- 0	5- 0				
6- 5	0- 2	0- 1	AWAY	0- 1	2- 0	4- 1				
0- 2	0- 0	0- 0	NEUTRAL	0- 0	0- 2	0- 0				
5- 6	0- 2	0- 1	NON-CONFERENCE	1- 1	2- 2	2- 0				
1- 0	0- 0	0- 0	HOME	1- 0	0- 0	0- 0				
4- 4	0- 2	0- 1	AWAY	0- 1	2- 0	2- 0				
0- 2	0- 0	0- 0	NEUTRAL	0- 0	0- 2	0- 0				
7- 1	0- 0	0- 0	CONFERENCE	0- 0	0- 0	7- 1				
5- 0	0- 0	0- 0	HOME	0- 0	0- 0	5- 0				
2- 1	0- 0	0- 0	AWAY	0- 0	0- 0	2- 1				
0- 0	0- 0	0- 0	NEUTRAL	0- 0	0- 0	0- 0				

RPI 1-25				RPI 26-50				RPI 51-100 Team's RPI: 100				RPI 101+			
RPI	S	Opponent	Score	RPI	S	Opponent	Score	RPI	S	Opponent	Score	RPI	S	Opponent	Score
1	A	Oregon	63 99	48	A	Colorado	50 74	56	A	Iowa St.	59 79	104	N	Utah	52 61
6	A	Gonzaga	45 80					98	H	Rice	63 56	111	N	UAB	68 84
												112	A	UT Arlington	74 63
												142	A	Tulane	72 62
												166	A	Jackson St.	79 81
												192	A	Hawaii	74 57
												246	H	Southern U.	61 56
												284	A	Alabama A&M	65 58
												295	H	Prairie View	88 65
												300	A	UTRGV	71 44
												317	H	Ark.-Pine Bluff	78 77
												321	H	Alcorn	105 70
												345	A	Grambling	89 85
												351	H	Mississippi Val.	88 58
LAST 10 Division I															
284	A	Alabama A&M	65 58	295	H	Prairie View	88 65								
317	H	Ark.-Pine Bluff	78 77	321	H	Alcorn	105 70								
351	H	Mississippi Val.	88 58	246	H	Southern U.	61 56								
345	A	Grambling	89 85	112	A	UT Arlington	74 63								
166	A	Jackson St.	79 81	111	N	UAB	68 84								

Non-Div I Games:

Texas Southern

Loss, Non-Conf, S Site, H Home A Away N Neutral

Average RPI Win:	197	WON-LOST	WINNING	LAST 10	STRENGTH OF	OPP. STRENGTH	TEAM	ADJ.	CONF.	ADJ CONF.
Average RPI Loss:	185	RECORD	PCT. RANK	GAMES	SCHEDULE	OF SCHEDULE	RPI	RPI	RPI	RPI
DIV. I ONLY	6- 12	262	2-8	184	262	276	276	22	22	
DIV. I NON-CONF.	5- 4	140	1-0	203	256	137	137	21	21	
TOTALS	RPI 1-25	RPI 26-50	W-L RECORDS	RPI 51-100	RPI 101-150	RPI 150+				
6- 12	0- 1	0- 0	OVERALL	0- 1	2- 2	4- 8				
5- 4	0- 0	0- 0	HOME	0- 0	2- 0	3- 4				
1- 8	0- 1	0- 0	AWAY	0- 1	0- 2	1- 4				
0- 0	0- 0	0- 0	NEUTRAL	0- 0	0- 0	0- 0				
5- 4	0- 1	0- 0	NON-CONFERENCE	0- 0	1- 1	4- 2				
4- 0	0- 0	0- 0	HOME	0- 0	1- 0	3- 0				
1- 4	0- 1	0- 0	AWAY	0- 0	0- 1	1- 2				
0- 0	0- 0	0- 0	NEUTRAL	0- 0	0- 0	0- 0				
1- 8	0- 0	0- 0	CONFERENCE	0- 1	1- 1	0- 6				
1- 4	0- 0	0- 0	HOME	0- 0	1- 0	0- 4				
0- 4	0- 0	0- 0	AWAY	0- 1	0- 1	0- 2				
0- 0	0- 0	0- 0	NEUTRAL	0- 0	0- 0	0- 0				

RPI 1-25				RPI 26-50				RPI 51-100				RPI 101+ Team's RPI: 276			
RPI	S	Opponent	Score	RPI	S	Opponent	Score	RPI	S	Opponent	Score	RPI	S	Opponent	Score
22	A	TCU	52 79					64	A	Troy	50 84	112	H	UT Arlington	72 55
												117	A	Kansas	48 68
												123	H	A&M-Corpus Christi	57 48
												126	A	Coastal Caro.	67 75
												153	H	Louisiana	67 73
												158	H	New Orleans	51 49
												170	A	Dartmouth	61 51
												175	H	Little Rock	66 78
												201	H	Arkansas St.	53 56
												232	A	Morgan St.	62 72
												251	A	South Alabama	76 78
												252	A	Oral Roberts	57 63
												277	A	Appalachian St.	65 73
												299	H	UTSA	74 69
												321	H	Alcorn	67 59
												347	H	La.-Monroe	55 58
LAST 10 Division I															
112	H	UT Arlington	72 55	277	A	Appalachian St.	65 73								
251	A	South Alabama	76 78	126	A	Coastal Caro.	67 75								
64	A	Troy	50 84	201	H	Arkansas St.	53 56								
153	H	Louisiana	67 73	175	H	Little Rock	66 78								
347	H	La.-Monroe	55 58	321	H	Alcorn	67 59								

Non-Div I Games: Texas Lutheran 72 31 Tex. Permian Basin 83 45

Texas St.

■ Loss,
 ■ Non-Conf, S Site,
 ■ Home
 ■ Away
 N Neutral

Average RPI Win:	231	WON-LOST	WINNING	LAST 10	STRENGTH OF	OPP. STRENGTH	TEAM	ADJ.	CONF.	ADJ CONF.
Average RPI Loss:	71	RECORD	PCT. RANK	GAMES	SCHEDULE	OF SCHEDULE	RPI	RPI	RPI	RPI
DIV. I ONLY	14- 5	44	5-5	286	107	138	138	3	3	
DIV. I NON-CONF.	11- 0	1	2-0	350	338	165	165	4	4	
TOTALS	RPI 1-25	RPI 26-50	W-L RECORDS	RPI 51-100	RPI 101-150	RPI 150+				
14- 5	1- 1	2- 1	OVERALL	0- 1	2- 2	9- 0				
11- 2	0- 0	2- 0	HOME	0- 1	1- 1	8- 0				
2- 3	1- 1	0- 1	AWAY	0- 0	1- 1	0- 0				
1- 0	0- 0	0- 0	NEUTRAL	0- 0	0- 0	1- 0				
11- 0	0- 0	0- 0	NON-CONFERENCE	0- 0	2- 0	9- 0				
9- 0	0- 0	0- 0	HOME	0- 0	1- 0	8- 0				
1- 0	0- 0	0- 0	AWAY	0- 0	1- 0	0- 0				
1- 0	0- 0	0- 0	NEUTRAL	0- 0	0- 0	1- 0				
3- 5	1- 1	2- 1	CONFERENCE	0- 1	0- 2	0- 0				
2- 2	0- 0	2- 0	HOME	0- 1	0- 1	0- 0				
1- 3	1- 1	0- 1	AWAY	0- 0	0- 1	0- 0				
0- 0	0- 0	0- 0	NEUTRAL	0- 0	0- 0	0- 0				

RPI 1-25				RPI 26-50				RPI 51-100				RPI 101+				Team's RPI: 138
RPI	S	Opponent	Score	RPI	S	Opponent	Score	RPI	S	Opponent	Score	RPI	S	Opponent	Score	
5	A	Baylor	79 87	37	A	Texas	66 92	56	H	Iowa St.	66 96	117	A	Kansas	50 67	
22	A	TCU	80 76	38	H	Oklahoma	89 84					125	A	San Diego	64 60	
				50	H	Oklahoma St.	109 79					139	H	Kansas St.	72 76	
												143	H	Sam Houston St.	99 57	
												275	H	Ole Miss	84 48	
												295	H	Prairie View	82 48	
												299	H	UTSA	115 58	
												310	H	Houston Baptist	59 51	
												317	H	Ark.-Pine Bluff	81 55	
												320	N	Purdue Fort Wayne	82 48	
												342	H	Northwestern St.	79 49	
												347	H	La.-Monroe	83 38	
												349	H	Florida A&M	98 60	
LAST 10 Division I																
50	H	Oklahoma St.	109 79	139	H	Kansas St.	72 76									
5	A	Baylor	79 87	22	A	TCU	80 76									
38	H	Oklahoma	89 84	56	H	Iowa St.	66 96									
117	A	Kansas	50 67	299	H	UTSA	115 58									
37	A	Texas	66 92	347	H	La.-Monroe	83 38									

Non-Div I Games:

Texas Tech

■ Loss,
 ■ Non-Conf,
 ■ S Site,
 ■ H Home
 ■ A Away
 N Neutral

Average RPI Win: 197	WON-LOST	WINNING	LAST 10	STRENGTH OF	OPP. STRENGTH	TEAM	ADJ.	CONF.	ADJ CONF.
Average RPI Loss: 113	RECORD	PCT. RANK	GAMES	SCHEDULE	OF SCHEDULE	RPI	RPI	RPI	RPI
DIV. I ONLY	10- 9	161	7-3	160	129	164	164	10	10
DIV. I NON-CONF.	5- 6	187	2-0	227	202	218	218	10	10

TOTALS	RPI 1-25	RPI 26-50	W-L RECORDS	RPI 51-100	RPI 101-150	RPI 150+			
10- 9	0- 1	0- 0	OVERALL	2- 3	2- 2	6- 3			
6- 4	0- 0	0- 0	HOME	2- 1	1- 0	3- 3			
3- 4	0- 1	0- 0	AWAY	0- 1	0- 2	3- 0			
1- 1	0- 0	0- 0	NEUTRAL	0- 1	1- 0	0- 0			
5- 6	0- 0	0- 0	NON-CONFERENCE	1- 3	1- 1	3- 2			
2- 3	0- 0	0- 0	HOME	1- 1	0- 0	1- 2			
2- 2	0- 0	0- 0	AWAY	0- 1	0- 1	2- 0			
1- 1	0- 0	0- 0	NEUTRAL	0- 1	1- 0	0- 0			
5- 3	0- 1	0- 0	CONFERENCE	1- 0	1- 1	3- 1			
4- 1	0- 0	0- 0	HOME	1- 0	1- 0	2- 1			
1- 2	0- 1	0- 0	AWAY	0- 0	0- 1	1- 0			
0- 0	0- 0	0- 0	NEUTRAL	0- 0	0- 0	0- 0			

RPI 1-25				RPI 26-50				RPI 51-100				RPI 101+ Team's RPI: 164			
RPI	S	Opponent	Score	RPI	S	Opponent	Score	RPI	S	Opponent	Score	RPI	S	Opponent	Score
17	A	Central Mich.	66 73					63	H	Belmont	53 48	105	A	Notre Dame	51 54
								64	N	Troy	64 71	109	N	Pacific	66 65
								77	H	Dayton	42 60	110	H	Kent St.	69 60
								92	H	Buffalo	71 59	150	A	Western Mich.	72 84
								99	A	Duquesne	74 79	160	H	Valparaiso	54 61
												168	H	Eastern Mich.	62 77
												179	H	Memphis	76 83
												183	A	Northern Ill.	63 51
												196	H	Akron	65 61
												226	H	Bowling Green	79 72
												325	A	Detroit Mercy	82 64
												328	A	Georgia St.	74 48
												341	H	Canisius	83 65

LAST 10 Division I															
				110	H	Kent St.	69 60	183	A	Northern Ill.	63 51				
				168	H	Eastern Mich.	62 77	92	H	Buffalo	71 59				
				17	A	Central Mich.	66 73	150	A	Western Mich.	72 84				
				226	H	Bowling Green	79 72	341	H	Canisius	83 65				
				196	H	Akron	65 61	109	N	Pacific	66 65				

Non-Div I Games:

Toledo

Average RPI Win: 211	WON-LOST	WINNING	LAST 10	STRENGTH OF	OPP. STRENGTH	TEAM	ADJ.	CONF.	ADJ CONF.
Average RPI Loss: 123	RECORD	PCT. RANK	GAMES	SCHEDULE	OF SCHEDULE	RPI	RPI	RPI	RPI
DIV. I ONLY	9- 10	194	6-4	161	105	193	193	14	14
DIV. I NON-CONF.	4- 6	212	1-0	174	44	225	225	13	13
TOTALS	RPI 1-25	RPI 26-50	W-L RECORDS	RPI 51-100	RPI 101-150	RPI 150+			
9- 10	0- 1	1- 1	OVERALL	0- 2	1- 2	7- 4			
6- 4	0- 0	1- 0	HOME	0- 1	1- 1	4- 2			
2- 5	0- 0	0- 1	AWAY	0- 1	0- 1	2- 2			
1- 1	0- 1	0- 0	NEUTRAL	0- 0	0- 0	1- 0			
4- 6	0- 1	0- 1	NON-CONFERENCE	0- 1	0- 1	4- 2			
3- 2	0- 0	0- 0	HOME	0- 1	0- 0	3- 1			
0- 3	0- 0	0- 1	AWAY	0- 0	0- 1	0- 1			
1- 1	0- 1	0- 0	NEUTRAL	0- 0	0- 0	1- 0			
5- 4	0- 0	1- 0	CONFERENCE	0- 1	1- 1	3- 2			
3- 2	0- 0	1- 0	HOME	0- 0	1- 1	1- 1			
2- 2	0- 0	0- 0	AWAY	0- 1	0- 0	2- 1			
0- 0	0- 0	0- 0	NEUTRAL	0- 0	0- 0	0- 0			

RPI S	Opponent	Score	RPI S	Opponent	Score	RPI S	Opponent	Score	RPI S	Opponent	Score	Team's RPI: 193
12 N	Iowa	72 100	45 A	Rutgers	53 67	53 H	Temple	59 74	125 A	San Diego	67 81	
			46 H	James Madison	76 75	57 A	Drexel	50 59	130 H	Northeastern	81 68	
									144 H	William & Mary	75 83	
									154 H	Elon	61 74	
									182 H	Penn St.	67 73	
									188 H	American	63 60	
									212 A	Delaware	62 69	
									225 H	Mt. St. Mary's	73 57	
									236 N	Iona	75 58	
									242 A	San Diego St.	72 80	
									245 A	Col. of Charleston	79 62	
									255 A	UNCW	62 41	
									258 H	Marshall	59 56	
									312 H	Hofstra	84 71	
LAST 10 Division I												
212 A	Delaware	62 69	245 A	Col. of Charleston	79 62							
57 A	Drexel	50 59	46 H	James Madison	76 75							
312 H	Hofstra	84 71	144 H	William & Mary	75 83							
130 H	Northeastern	81 68	154 H	Elon	61 74							
255 A	UNCW	62 41	258 H	Marshall	59 56							

Non-Div I Games: Chestnut Hill 86 49

Towson

■ Loss,
 ■ Non-Conf, S Site,
 ■ Home
 ■ Away
 N Neutral

Average RPI Win:	224	WON-LOST	WINNING	LAST 10	STRENGTH OF	OPP. STRENGTH	TEAM	ADJ.	CONF.	ADJ CONF.
Average RPI Loss:	69	RECORD	PCT. RANK	GAMES	SCHEDULE	OF SCHEDULE	RPI	RPI	RPI	RPI
DIV. I ONLY	15- 3	21	9-1	205	210	64	64	22	22	
DIV. I NON-CONF.	7- 2	54	1-0	123	102	34	34	21	21	
TOTALS	RPI 1-25	RPI 26-50	W-L RECORDS	RPI 51-100	RPI 101-150	RPI 150+				
15- 3	0- 1	0- 1	OVERALL	0- 0	4- 0	11- 1				
7- 1	0- 0	0- 0	HOME	0- 0	2- 0	5- 1				
6- 2	0- 1	0- 1	AWAY	0- 0	1- 0	5- 0				
2- 0	0- 0	0- 0	NEUTRAL	0- 0	1- 0	1- 0				
7- 2	0- 1	0- 1	NON-CONFERENCE	0- 0	2- 0	5- 0				
2- 0	0- 0	0- 0	HOME	0- 0	0- 0	2- 0				
3- 2	0- 1	0- 1	AWAY	0- 0	1- 0	2- 0				
2- 0	0- 0	0- 0	NEUTRAL	0- 0	1- 0	1- 0				
8- 1	0- 0	0- 0	CONFERENCE	0- 0	2- 0	6- 1				
5- 1	0- 0	0- 0	HOME	0- 0	2- 0	3- 1				
3- 0	0- 0	0- 0	AWAY	0- 0	0- 0	3- 0				
0- 0	0- 0	0- 0	NEUTRAL	0- 0	0- 0	0- 0				

RPI 1-25				RPI 26-50				RPI 51-100				Team's RPI: 64	RPI 101+			
RPI	S	Opponent	Score	RPI	S	Opponent	Score	RPI	S	Opponent	Score		RPI	S	Opponent	Score
13	A	Mississippi St.	82 122	42	A	Duke	85 99						110	N	Kent St.	71 64
													112	H	UT Arlington	85 69
													126	H	Coastal Caro.	84 77
													145	A	Samford	74 65
													151	A	Bethune-Cookman	68 62
													153	H	Louisiana	73 79
													164	N	Toledo	71 64
													219	A	Chattanooga	90 51
													251	H	South Alabama	85 68
													261	H	ETSU	79 61
													276	H	Texas St.	84 50
													277	H	Appalachian St.	84 55
													292	A	Ga. Southern	79 69
													305	H	Jacksonville St.	94 64
													328	A	Georgia St.	71 57
													347	A	La.-Monroe	72 65
LAST 10 Division I																
				251	H	South Alabama	85 68					153	H	Louisiana	73 79	
				112	H	UT Arlington	85 69					347	A	La.-Monroe	72 65	
				276	H	Texas St.	84 50					277	H	Appalachian St.	84 55	
				328	A	Georgia St.	71 57					126	H	Coastal Caro.	84 77	
				292	A	Ga. Southern	79 69					110	N	Kent St.	71 64	

Non-Div I Games: AUM 72 42 Fort Valley St. 101 52

Troy

**T
u
l
a
n
e**

T
u
l
a
n
e

Tulane

Page 296

Average RPI Win:	248	WON-LOST	WINNING	LAST 10	STRENGTH OF	OPP. STRENGTH	TEAM	ADJ.	CONF.	ADJ CONF.
Average RPI Loss:	113	RECORD	PCT. RANK	GAMES	SCHEDULE	OF SCHEDULE	RPI	RPI	RPI	RPI
DIV. I ONLY	6- 16	291	2-8	92	106	243	243	9	9	
DIV. I NON-CONF.	5- 8	221	1-0	90	184	189	189	9	9	
TOTALS	RPI 1-25	RPI 26-50	W-L RECORDS	RPI 51-100	RPI 101-150	RPI 150+				
6- 16	0- 1	0- 4	OVERALL	0- 2	0- 4	6- 5				
5- 5	0- 0	0- 1	HOME	0- 2	0- 2	5- 0				
1- 9	0- 1	0- 1	AWAY	0- 0	0- 2	1- 5				
0- 2	0- 0	0- 2	NEUTRAL	0- 0	0- 0	0- 0				
5- 8	0- 0	0- 4	NON-CONFERENCE	0- 0	0- 2	5- 2				
4- 2	0- 0	0- 1	HOME	0- 0	0- 1	4- 0				
1- 4	0- 0	0- 1	AWAY	0- 0	0- 1	1- 2				
0- 2	0- 0	0- 2	NEUTRAL	0- 0	0- 0	0- 0				
1- 8	0- 1	0- 0	CONFERENCE	0- 2	0- 2	1- 3				
1- 3	0- 0	0- 0	HOME	0- 2	0- 1	1- 0				
0- 5	0- 1	0- 0	AWAY	0- 0	0- 1	0- 3				
0- 0	0- 0	0- 0	NEUTRAL	0- 0	0- 0	0- 0				

RPI	S	Opponent	Score	RPI	S	Opponent	Score	RPI	S	Opponent	Score	RPI	S	Opponent	Score	Team's RPI: 243
8	A	UConn	34 92	33	N	Western Ky.	63 76	53	H	Temple	65 74	115	H	SFA	63 67	
				36	N	Marquette	60 61	81	H	South Fla.	52 68	121	A	Abilene Christian	63 73	
				41	A	Arkansas	41 91					142	A	Tulane	62 64	
				50	H	Oklahoma St.	48 78					142	H	Tulane	46 50	
												167	A	Wichita St.	46 57	
												175	A	Little Rock	51 63	
												179	A	Memphis	44 63	
												201	H	Arkansas St.	79 77	
												215	A	SMU	38 57	
												229	A	UTEP	58 51	
												252	H	Oral Roberts	67 65	
												254	A	Stetson	60 66	
												262	H	LMU (CA)	75 56	
												270	H	Colorado St.	61 55	
												274	H	East Carolina	58 56	
LAST 10 Division I																
				179	A	Memphis	44 63	167	A	Wichita St.	46 57					
				142	H	Tulane	46 50	81	H	South Fla.	52 68					
				215	A	SMU	38 57	142	A	Tulane	62 64					
				274	H	East Carolina	58 56	53	H	Temple	65 74					
				8	A	UConn	34 92	229	A	UTEP	58 51					

Non-Div I Games:

Tulsa

■ Loss,
 ■ Non-Conf,
 ■ S Site,
 ■ H Home
 ■ A Away
 N Neutral

Average RPI Win:	209	WON-LOST	WINNING	LAST 10	STRENGTH OF	OPP. STRENGTH	TEAM	ADJ.	CONF.	ADJ CONF.
Average RPI Loss:	103	RECORD	PCT. RANK	GAMES	SCHEDULE	OF SCHEDULE	RPI	RPI	RPI	RPI
DIV. I ONLY	13- 7	84	7-3	163	128	111	111	13	13	
DIV. I NON-CONF.	6- 4	123	0	202	116	145	145	14	14	
TOTALS	RPI 1-25	RPI 26-50	W-L RECORDS	RPI 51-100	RPI 101-150	RPI 150+				
13- 7	0- 0	1- 3	OVERALL	1- 1	2- 1	9- 2				
9- 2	0- 0	1- 0	HOME	0- 1	2- 1	6- 0				
3- 4	0- 0	0- 2	AWAY	0- 0	0- 0	3- 2				
1- 1	0- 0	0- 1	NEUTRAL	1- 0	0- 0	0- 0				
6- 4	0- 0	0- 2	NON-CONFERENCE	1- 0	2- 1	3- 1				
4- 1	0- 0	0- 0	HOME	0- 0	2- 1	2- 0				
1- 2	0- 0	0- 1	AWAY	0- 0	0- 0	1- 1				
1- 1	0- 0	0- 1	NEUTRAL	1- 0	0- 0	0- 0				
7- 3	0- 0	1- 1	CONFERENCE	0- 1	0- 0	6- 1				
5- 1	0- 0	1- 0	HOME	0- 1	0- 0	4- 0				
2- 2	0- 0	0- 1	AWAY	0- 0	0- 0	2- 1				
0- 0	0- 0	0- 0	NEUTRAL	0- 0	0- 0	0- 0				

RPI S	Opponent	Score	RPI S	Opponent	Score	RPI S	Opponent	Score	RPI S	Opponent	Score	Team's RPI: 111
30	H Old Dominion	76 65	66	H Charlotte	75 83	101	H Boise St.	81 83	120	H Auburn	80 75	
33	A Western Ky.	65 69	100	N Texas Southern	84 68	145	H Samford	76 69	178	H Fla. Atlantic	92 73	
38	A Oklahoma	75 82				179	A Memphis	52 77	194	A Southern Miss.	74 68	
48	N Colorado	69 77				229	H UTEP	63 51	235	A Louisiana Tech	71 51	
						251	H South Alabama	77 61	258	A Marshall	56 61	
						283	H FIU	71 58	299	H UTSA	94 55	
						321	A Alcorn	86 65	332	H McNeese	97 70	
LAST 10 Division I												
229	H UTEP	63 51	283	H FIU	71 58							
299	H UTSA	94 55	258	A Marshall	56 61							
235	A Louisiana Tech	71 51	33	A Western Ky.	65 69							
194	A Southern Miss.	74 68	30	H Old Dominion	76 65							
178	H Fla. Atlantic	92 73	66	H Charlotte	75 83							

Non-Div I Games: Ala.-Huntsville 74 57 Tuskegee 103 60

UAB

Loss, Non-Conf, S Site, H Home A Away N Neutral

Average RPI Win:	242	WON-LOST	WINNING	LAST 10	STRENGTH OF	OPP. STRENGTH	TEAM	ADJ.	CONF.	ADJ CONF.
Average RPI Loss:	142	RECORD	PCT. RANK	GAMES	SCHEDULE	OF SCHEDULE	RPI	RPI	RPI	RPI
DIV. I ONLY	10- 9	161	6-4	200	200	169	169	28	28	
DIV. I NON-CONF.	4- 8	235	0-3	116	145	209	209	26	26	
TOTALS	RPI 1-25	RPI 26-50	W-L RECORDS	RPI 51-100	RPI 101-150	RPI 150+				
10- 9	0- 1	0- 0	OVERALL	0- 3	0- 0	10- 5				
7- 2	0- 0	0- 0	HOME	0- 0	0- 0	7- 2				
3- 7	0- 1	0- 0	AWAY	0- 3	0- 0	3- 3				
0- 0	0- 0	0- 0	NEUTRAL	0- 0	0- 0	0- 0				
4- 8	0- 1	0- 0	NON-CONFERENCE	0- 3	0- 0	4- 4				
3- 2	0- 0	0- 0	HOME	0- 0	0- 0	3- 2				
1- 6	0- 1	0- 0	AWAY	0- 3	0- 0	1- 2				
0- 0	0- 0	0- 0	NEUTRAL	0- 0	0- 0	0- 0				
6- 1	0- 0	0- 0	CONFERENCE	0- 0	0- 0	6- 1				
4- 0	0- 0	0- 0	HOME	0- 0	0- 0	4- 0				
2- 1	0- 0	0- 0	AWAY	0- 0	0- 0	2- 1				
0- 0	0- 0	0- 0	NEUTRAL	0- 0	0- 0	0- 0				

RPI 1-25				RPI 26-50				RPI 51-100				RPI 101+ Team's RPI: 169			
RPI	S	Opponent	Score	RPI	S	Opponent	Score	RPI	S	Opponent	Score	RPI	S	Opponent	Score
4	A	Stanford	55 67					54	A	Minnesota	67 76	157	A	Northern Ariz.	71 61
								70	A	Fresno St.	65 73	162	H	Boston U.	75 68
								95	A	Montana St.	65 77	172	A	Saint Mary's (CA)	74 83
												180	H	Santa Clara	61 62
												186	H	Portland St.	70 76
												192	H	Hawaii	62 49
												216	A	Pepperdine	67 70
												223	H	San Francisco	79 67
												259	H	Long Beach St.	57 55
												264	A	UC Santa Barbara	56 46
												264	H	UC Santa Barbara	66 63
												273	H	CSUN	61 39
												298	A	UC Riverside	70 75
												309	H	Sacramento St.	77 75
												315	A	Cal Poly	42 36
LAST 10 Division I															
264	H	UC Santa Barbara	66 63	192	H	Hawaii	62 49								
273	H	CSUN	61 39	298	A	UC Riverside	70 75								
315	A	Cal Poly	42 36	4	A	Stanford	55 67								
264	A	UC Santa Barbara	56 46	216	A	Pepperdine	67 70								
259	H	Long Beach St.	57 55	54	A	Minnesota	67 76								

Non-Div I Games: William Jessup 96 32

UC Davis

■ Loss,
 ■ Non-Conf, S Site,
 ■ Home
 ■ Away
 N Neutral

Average RPI Win:	239	WON-LOST	WINNING	LAST 10	STRENGTH OF	OPP. STRENGTH	TEAM	ADJ.	CONF.	ADJ CONF.
Average RPI Loss:	190	RECORD	PCT. RANK	GAMES	SCHEDULE	OF SCHEDULE	RPI	RPI	RPI	RPI
DIV. I ONLY	5- 15	297	2-8	248	212	297	297	28	28	
DIV. I NON-CONF.	3- 10	282	0-3	152	164	271	271	26	26	
TOTALS	RPI 1-25	RPI 26-50	W-L RECORDS	RPI 51-100	RPI 101-150	RPI 150+				
5- 15	0- 1	0- 0	OVERALL	0- 3	1- 0	4- 11				
2- 4	0- 0	0- 0	HOME	0- 0	1- 0	1- 4				
2- 7	0- 1	0- 0	AWAY	0- 1	0- 0	2- 5				
1- 4	0- 0	0- 0	NEUTRAL	0- 2	0- 0	1- 2				
3- 10	0- 1	0- 0	NON-CONFERENCE	0- 3	1- 0	2- 6				
2- 1	0- 0	0- 0	HOME	0- 0	1- 0	1- 1				
0- 5	0- 1	0- 0	AWAY	0- 1	0- 0	0- 3				
1- 4	0- 0	0- 0	NEUTRAL	0- 2	0- 0	1- 2				
2- 5	0- 0	0- 0	CONFERENCE	0- 0	0- 0	2- 5				
0- 3	0- 0	0- 0	HOME	0- 0	0- 0	0- 3				
2- 2	0- 0	0- 0	AWAY	0- 0	0- 0	2- 2				
0- 0	0- 0	0- 0	NEUTRAL	0- 0	0- 0	0- 0				

RPI 1-25				RPI 26-50				RPI 51-100				RPI 101+				Team's RPI: 297	
RPI	S	Opponent	Score	RPI	S	Opponent	Score	RPI	S	Opponent	Score	RPI	S	Opponent	Score		
11	A	Oregon St.	57 86					85	A	Washington St.	59 87	136	H	San Jose St.	79 77		
								96	N	Davidson	72 78	171	N	North Ala.	60 88		
								97	N	Vanderbilt	63 76	186	H	Portland St.	61 70		
												186	N	Portland St.	83 75		
												192	A	Hawaii	70 94		
												215	A	SMU	56 59		
												217	A	Southern Utah	68 82		
												223	N	San Francisco	61 68		
												259	H	Long Beach St.	46 56		
												262	H	LMU (CA)	80 65		
												264	H	UC Santa Barbara	61 65		
												273	A	CSUN	62 70		
												273	H	CSUN	51 56		
												288	A	Denver	75 83		
												298	A	UC Riverside	77 53		
												315	A	Cal Poly	68 57		
LAST 10 Division I																	
298	A	UC Riverside	77 53	264	H	UC Santa Barbara	61 65										
192	A	Hawaii	70 94	273	A	CSUN	62 70										
259	H	Long Beach St.	46 56	215	A	SMU	56 59										
273	H	CSUN	51 56	223	N	San Francisco	61 68										
315	A	Cal Poly	68 57	97	N	Vanderbilt	63 76										

Non-Div I Games: Westcliff 93 41

UC Irvine

■ Loss,
 ■ Non-Conf,
 ■ S Site,
 ■ Home
 ■ A Away
 N Neutral

UC Riverside

Through Games Of Feb. 2, 2020

Average RPI Win:	263	WON-LOST	WINNING	LAST 10	STRENGTH OF	OPP. STRENGTH	TEAM	ADJ.	CONF.	ADJ CONF.
Average RPI Loss:	189	RECORD	PCT. RANK	GAMES	SCHEDULE	OF SCHEDULE	RPI	RPI	RPI	RPI
DIV. I ONLY	6- 15	285	3-7	251	226	298	298	28	28	
DIV. I NON-CONF.	4- 10	259	1-2	192	230	259	259	26	26	
TOTALS	RPI 1-25	RPI 26-50	W-L RECORDS	RPI 51-100	RPI 101-150	RPI 150+				
6- 15	0- 1	0- 1	OVERALL	0- 1	0- 2	6- 10				
5- 4	0- 0	0- 0	HOME	0- 1	0- 0	5- 3				
1- 11	0- 1	0- 1	AWAY	0- 0	0- 2	1- 7				
0- 0	0- 0	0- 0	NEUTRAL	0- 0	0- 0	0- 0				
4- 10	0- 1	0- 1	NON-CONFERENCE	0- 1	0- 2	4- 5				
3- 2	0- 0	0- 0	HOME	0- 1	0- 0	3- 1				
1- 8	0- 1	0- 1	AWAY	0- 0	0- 2	1- 4				
0- 0	0- 0	0- 0	NEUTRAL	0- 0	0- 0	0- 0				
2- 5	0- 0	0- 0	CONFERENCE	0- 0	0- 0	2- 5				
2- 2	0- 0	0- 0	HOME	0- 0	0- 0	2- 2				
0- 3	0- 0	0- 0	AWAY	0- 0	0- 0	0- 3				
0- 0	0- 0	0- 0	NEUTRAL	0- 0	0- 0	0- 0				

RPI 1-25				RPI 26-50				RPI 51-100				RPI 101+ Team's RPI: 298			
RPI	S	Opponent	Score	RPI	S	Opponent	Score	RPI	S	Opponent	Score	RPI	S	Opponent	Score
1	A	Oregon	41 84	27	A	Arizona	27 70	87	H	Southern California	59 76	108	A	VCU	51 67
												128	A	California	61 84
												169	H	UC Davis	75 70
												192	A	Hawaii	57 80
												192	H	Hawaii	59 65
												199	H	CSU Bakersfield	53 52
												204	A	New Mexico	70 80
												217	A	Southern Utah	68 79
												229	A	UTEP	50 63
												259	A	Long Beach St.	67 73
												264	H	UC Santa Barbara	66 61
												270	A	Colorado St.	40 52
												297	H	UC Irvine	53 77
												301	H	California Baptist	80 64
												315	A	Cal Poly	70 75
												316	H	Weber St.	54 64
												319	A	New Mexico St.	60 58
												324	H	Utah Valley	67 53
LAST 10 Division I															
297	H	UC Irvine	53 77	192	A	Hawaii	57 80								
259	A	Long Beach St.	67 73	169	H	UC Davis	75 70								
192	H	Hawaii	59 65	199	H	CSU Bakersfield	53 52								
315	A	Cal Poly	70 75	108	A	VCU	51 67								
264	H	UC Santa Barbara	66 61	217	A	Southern Utah	68 79								

Non-Div I Games:

UC Riverside

■ Loss,
 ■ Non-Conf,
 ■ S Site,
 ■ Home
 ■ A Away
 N Neutral

Average RPI Win:	264	WON-LOST	WINNING	LAST 10	STRENGTH OF	OPP. STRENGTH	TEAM	ADJ.	CONF.	ADJ CONF.
Average RPI Loss:	182	RECORD	PCT. RANK	GAMES	SCHEDULE	OF SCHEDULE	RPI	RPI	RPI	RPI
DIV. I ONLY	7- 12	245	3-7	227	317	264	264	28	28	
DIV. I NON-CONF.	4- 8	235	0-3	163	308	260	260	26	26	
TOTALS	RPI 1-25	RPI 26-50	W-L RECORDS	RPI 51-100	RPI 101-150	RPI 150+				
7- 12	0- 0	0- 1	OVERALL	1- 0	0- 3	6- 8				
4- 4	0- 0	0- 0	HOME	1- 0	0- 2	3- 2				
2- 7	0- 0	0- 1	AWAY	0- 0	0- 0	2- 6				
1- 1	0- 0	0- 0	NEUTRAL	0- 0	0- 1	1- 0				
4- 8	0- 0	0- 1	NON-CONFERENCE	1- 0	0- 3	3- 4				
3- 2	0- 0	0- 0	HOME	1- 0	0- 2	2- 0				
0- 5	0- 0	0- 1	AWAY	0- 0	0- 0	0- 4				
1- 1	0- 0	0- 0	NEUTRAL	0- 0	0- 1	1- 0				
3- 4	0- 0	0- 0	CONFERENCE	0- 0	0- 0	3- 4				
1- 2	0- 0	0- 0	HOME	0- 0	0- 0	1- 2				
2- 2	0- 0	0- 0	AWAY	0- 0	0- 0	2- 2				
0- 0	0- 0	0- 0	NEUTRAL	0- 0	0- 0	0- 0				

RPI 1-25			RPI 26-50			RPI 51-100			RPI 101+ Team's RPI: 264		
RPI	S	Opponent	Score	RPI	S	Opponent	Score	RPI	S	Opponent	Score
				27	A	Arizona	42 61	87	H	Southern California	57 46
								109	H	Pacific	53 63
								115	N	SFA	56 67
								136	H	San Jose St.	70 73
								169	A	UC Davis	63 66
								169	H	UC Davis	46 56
								172	A	Saint Mary's (CA)	43 64
								199	A	CSU Bakersfield	62 66
								233	A	Cal St. Fullerton	75 66
								233	H	Cal St. Fullerton	68 70
								242	H	San Diego St.	64 52
								250	A	Grand Canyon	57 58
								297	A	UC Irvine	65 61
								298	A	UC Riverside	61 66
								301	A	California Baptist	81 85
								315	H	Cal Poly	52 50
								324	H	Utah Valley	59 51
								348	N	Chicago St.	96 65
LAST 10 Division I											
169	A	UC Davis	63 66	315	H	Cal Poly	52 50				
233	A	Cal St. Fullerton	75 66	233	H	Cal St. Fullerton	68 70				
169	H	UC Davis	46 56	27	A	Arizona	42 61				
298	A	UC Riverside	61 66	250	A	Grand Canyon	57 58				
297	A	UC Irvine	65 61	199	A	CSU Bakersfield	62 66				

Non-Div I Games: Ottawa (AZ) 72 57

UC Santa Barbara

■ Loss,
 ■ Non-Conf,
 ■ S Site,
 ■ Home
 ■ A Away
 N Neutral

Average RPI Win:	179	WON-LOST	WINNING	LAST 10	STRENGTH OF	OPP. STRENGTH	TEAM	ADJ.	CONF.	ADJ CONF.
Average RPI Loss:	55	RECORD	PCT. RANK	GAMES	SCHEDULE	OF SCHEDULE	RPI	RPI	RPI	RPI
DIV. I ONLY	12- 8	110	6-4	33	86	62	62	9	9	
DIV. I NON-CONF.	8- 4	90	2-0	28	95	51	51	9	9	
TOTALS	RPI 1-25	RPI 26-50	W-L RECORDS	RPI 51-100	RPI 101-150	RPI 150+				
12- 8	1- 2	0- 2	OVERALL	1- 3	1- 1	9- 0				
10- 1	1- 1	0- 0	HOME	0- 0	0- 0	9- 0				
2- 5	0- 0	0- 1	AWAY	1- 3	1- 1	0- 0				
0- 2	0- 1	0- 1	NEUTRAL	0- 0	0- 0	0- 0				
8- 4	1- 1	0- 2	NON-CONFERENCE	0- 1	1- 0	6- 0				
7- 0	1- 0	0- 0	HOME	0- 0	0- 0	6- 0				
1- 2	0- 0	0- 1	AWAY	0- 1	1- 0	0- 0				
0- 2	0- 1	0- 1	NEUTRAL	0- 0	0- 0	0- 0				
4- 4	0- 1	0- 0	CONFERENCE	1- 2	0- 1	3- 0				
3- 1	0- 1	0- 0	HOME	0- 0	0- 0	3- 0				
1- 3	0- 0	0- 0	AWAY	1- 2	0- 1	0- 0				
0- 0	0- 0	0- 0	NEUTRAL	0- 0	0- 0	0- 0				

RPI S	Opponent	Score	RPI S	Opponent	Score	RPI S	Opponent	Score	RPI S	Opponent	Score
7 N	UCLA	56 61	29 A	FGCU	50 72	53 A	Temple	65 67	115 A	SFA	63 57
8 H	UConn	52 59	46 N	James Madison	43 46	63 A	Belmont	37 72	142 A	Tulane	59 60
17 H	Central Mich.	64 58				81 A	South Fla.	64 57	165 H	Quinnipiac	80 58
						90 A	Cincinnati	64 81	172 H	Saint Mary's (CA)	67 58
									179 H	Memphis	82 66
									197 H	Wright St.	69 53
									212 H	Delaware	75 49
									215 H	SMU	67 57
									254 H	Stetson	66 40
									271 H	Pittsburgh	74 58
									274 H	East Carolina	91 55
LAST 10 Division I											
215 H	SMU	67 57	8 H	UConn	52 59						
53 A	Temple	65 67	90 A	Cincinnati	64 81						
179 H	Memphis	82 66	274 H	East Carolina	91 55						
142 A	Tulane	59 60	17 H	Central Mich.	64 58						
81 A	South Fla.	64 57	197 H	Wright St.	69 53						

Non-Div I Games:

UCF

Average RPI Win:	117	WON-LOST	WINNING	LAST 10	STRENGTH OF	OPP. STRENGTH	TEAM	ADJ.	CONF.	ADJ CONF.
Average RPI Loss:	57	RECORD	PCT. RANK	GAMES	SCHEDULE	OF SCHEDULE	RPI	RPI	RPI	RPI
DIV. I ONLY	19- 2	11	8-2	38	23	7	7	1	1	
DIV. I NON-CONF.	11- 0	1	0	127	51	12	12	1	1	
TOTALS	RPI 1-25	RPI 26-50	W-L RECORDS	RPI 51-100	RPI 101-150	RPI 150+				
19- 2	1- 0	6- 1	OVERALL	4- 1	3- 0	5- 0				
11- 0	0- 0	3- 0	HOME	2- 0	2- 0	4- 0				
7- 2	1- 0	3- 1	AWAY	1- 1	1- 0	1- 0				
1- 0	0- 0	0- 0	NEUTRAL	1- 0	0- 0	0- 0				
11- 0	1- 0	2- 0	NON-CONFERENCE	2- 0	1- 0	5- 0				
6- 0	0- 0	1- 0	HOME	0- 0	1- 0	4- 0				
4- 0	1- 0	1- 0	AWAY	1- 0	0- 0	1- 0				
1- 0	0- 0	0- 0	NEUTRAL	1- 0	0- 0	0- 0				
8- 2	0- 0	4- 1	CONFERENCE	2- 1	2- 0	0- 0				
5- 0	0- 0	2- 0	HOME	2- 0	1- 0	0- 0				
3- 2	0- 0	2- 1	AWAY	0- 1	1- 0	0- 0				
0- 0	0- 0	0- 0	NEUTRAL	0- 0	0- 0	0- 0				

RPI	S	Opponent	Score	RPI	S	Opponent	Score	RPI	S	Opponent	Score	RPI	S	Opponent	Score
14	A	Indiana	68 58	27	A	Arizona	66 92	62	N	UCF	61 56	104	A	Utah	84 54
				27	H	Arizona	70 58	78	A	Georgia	59 50	109	H	Pacific	68 57
				32	A	Arizona St.	70 61	85	H	Washington St.	66 50	133	H	Washington	85 80
				32	H	Arizona St.	68 66	87	A	Southern California	68 70	221	H	Northern Colo.	92 58
				35	H	Yale	100 65	87	H	Southern California	83 59	259	H	Long Beach St.	86 51
				44	A	Virginia	73 62					262	H	LMU (CA)	74 52
				48	A	Colorado	65 62					273	A	CSUN	58 44
												316	H	Weber St.	85 45
LAST 10 Division I															
				32	A	Arizona St.	70 61	48	A	Colorado	65 62				
				27	A	Arizona	66 92	104	A	Utah	84 54				
				85	H	Washington St.	66 50	27	H	Arizona	70 58				
				133	H	Washington	85 80	32	H	Arizona St.	68 66				
				87	A	Southern California	68 70	87	H	Southern California	83 59				

Non-Div I Games:

UCLA

■ Loss,
■ Non-Conf, S Site,
■ Home
■ Away
N Neutral

Average RPI Win:	110	WON-LOST	WINNING	LAST 10	STRENGTH OF	OPP. STRENGTH	TEAM	ADJ.	CONF.	ADJ CONF.
Average RPI Loss:	5	RECORD	PCT. RANK	GAMES	SCHEDULE	OF SCHEDULE	RPI	RPI	RPI	RPI
DIV. I ONLY	19- 1	6	9-1	47	3	8	8	9	9	
DIV. I NON-CONF.	10- 1	19	1-1	14	1	3	3	9	9	
TOTALS	RPI 1-25	RPI 26-50	W-L RECORDS	RPI 51-100	RPI 101-150	RPI 150+				
19- 1	2- 1	3- 0	OVERALL	6- 0	3- 0	5- 0				
8- 1	0- 1	2- 0	HOME	1- 0	3- 0	2- 0				
10- 0	2- 0	0- 0	AWAY	5- 0	0- 0	3- 0				
1- 0	0- 0	1- 0	NEUTRAL	0- 0	0- 0	0- 0				
10- 1	2- 1	3- 0	NON-CONFERENCE	3- 0	2- 0	0- 0				
4- 1	0- 1	2- 0	HOME	0- 0	2- 0	0- 0				
5- 0	2- 0	0- 0	AWAY	3- 0	0- 0	0- 0				
1- 0	0- 0	1- 0	NEUTRAL	0- 0	0- 0	0- 0				
9- 0	0- 0	0- 0	CONFERENCE	3- 0	1- 0	5- 0				
4- 0	0- 0	0- 0	HOME	1- 0	1- 0	2- 0				
5- 0	0- 0	0- 0	AWAY	2- 0	0- 0	3- 0				
0- 0	0- 0	0- 0	NEUTRAL	0- 0	0- 0	0- 0				

RPI	S	Opponent	Score	RPI	S	Opponent	Score	RPI	S	Opponent	Score	RPI	S	Opponent	Score
5	H	Baylor	58 74	38	N	Oklahoma	97 53	53	A	Temple	83 54	105	H	Notre Dame	81 57
20	A	DePaul	84 74	43	H	Tennessee	60 45	62	A	UCF	59 52	128	H	California	72 61
25	A	Ohio St.	73 62	44	H	Virginia	83 44	75	A	Seton Hall	92 78	148	H	Houston	91 51
								77	A	Dayton	75 37	167	H	Wichita St.	83 55
								90	H	Cincinnati	80 50	179	A	Memphis	68 56
								97	A	Vanderbilt	64 51	215	A	SMU	80 42
												243	H	Tulsa	92 34
												274	A	East Carolina	98 42
LAST 10 Division I															
90	H	Cincinnati	80 50	179	A	Memphis	68 56								
274	A	East Carolina	98 42	148	H	Houston	91 51								
43	H	Tennessee	60 45	5	H	Baylor	58 74								
243	H	Tulsa	92 34	215	A	SMU	80 42								
62	A	UCF	59 52	167	H	Wichita St.	83 55								

Non-Div I Games:

UConn

■ Loss,
 ■ Non-Conf, S Site,
 ■ Home
 ■ Away
 N Neutral

UIC				STRENGTH OF SCHEDULE	OPP. STRENGTH OF SCHEDULE	TEAM RPI	ADJ. RPI	CONF. RPI	ADJ CONF. RPI
Average RPI Win:	286	WON-LOST RECORD	WINNING PCT. RANK						
Average RPI Loss:	186		LAST 10 GAMES						
DIV. I ONLY	3- 19	335	2-8	276	274	335	335	21	21
DIV. I NON-CONF.	1- 10	329	0	309	215	340	340	19	19

TOTALS	RPI 1-25	RPI 26-50	W-L RECORDS	RPI 51-100	RPI 101-150	RPI 150+			
3- 19	0- 1	0- 0	OVERALL	0- 1	0- 4	3- 13			
2- 10	0- 1	0- 0	HOME	0- 1	0- 1	2- 7			
1- 9	0- 0	0- 0	AWAY	0- 0	0- 3	1- 6			
0- 0	0- 0	0- 0	NEUTRAL	0- 0	0- 0	0- 0			
1- 10	0- 1	0- 0	NON-CONFERENCE	0- 0	0- 3	1- 6			
0- 5	0- 1	0- 0	HOME	0- 0	0- 1	0- 3			
1- 5	0- 0	0- 0	AWAY	0- 0	0- 2	1- 3			
0- 0	0- 0	0- 0	NEUTRAL	0- 0	0- 0	0- 0			
2- 9	0- 0	0- 0	CONFERENCE	0- 1	0- 1	2- 7			
2- 5	0- 0	0- 0	HOME	0- 1	0- 0	2- 4			
0- 4	0- 0	0- 0	AWAY	0- 0	0- 1	0- 3			
0- 0	0- 0	0- 0	NEUTRAL	0- 0	0- 0	0- 0			

RPI 1-25				RPI 26-50				RPI 51-100				RPI 101+ Team's RPI: 335			
RPI	S	Opponent	Score	RPI	S	Opponent	Score	RPI	S	Opponent	Score	RPI	S	Opponent	Score
23	H	Florida St.	42 86					52	H	IUPUI	49 88	117	A	Kansas	50 91
												135	A	Green Bay	36 73
												139	A	Kansas St.	40 84
												150	H	Western Mich.	52 80
												160	A	Valparaiso	37 63
												168	H	Eastern Mich.	59 68
												181	A	Miami (OH)	35 85
												195	A	Cleveland St.	44 84
												195	H	Cleveland St.	43 83
												197	H	Wright St.	43 58
												209	H	Northern Ky.	46 88
												227	H	Eastern Ill.	45 80
												228	A	Youngstown St.	65 77
												228	H	Youngstown St.	59 53
												240	A	Milwaukee	55 71
												280	H	Indiana St.	40 61
												281	H	Oakland	70 64
												320	A	Purdue Fort Wayne	50 61
												325	H	Detroit Mercy	62 70
												348	A	Chicago St.	73 61

LAST 10 Division I															
195	H	Cleveland St.	43 83	209	H	Northern Ky.	46 88								
228	H	Youngstown St.	59 53	197	H	Wright St.	43 58								
52	H	IUPUI	49 88	281	H	Oakland	70 64								
135	A	Green Bay	36 73	325	H	Detroit Mercy	62 70								
240	A	Milwaukee	55 71	228	A	Youngstown St.	65 77								

Non-Div I Games:

UIC

■ Loss,
 ■ Non-Conf,
 S Site,
 ■ Home
 ■ Away
 N Neutral

UMBC				STRENGTH OF SCHEDULE	OPP. STRENGTH OF SCHEDULE	TEAM RPI	ADJ. RPI	CONF. RPI	ADJ CONF. RPI
Average RPI Win:	265	WON-LOST RECORD	WINNING PCT. RANK						
Average RPI Loss:	205		LAST 10 GAMES						
DIV. I ONLY	5- 14	292	3-7	243	340	302	302	27	27
DIV. I NON-CONF.	3- 7	252	1-0	282	326	308	308	27	27



TOTALS	RPI 1-25	RPI 26-50	W-L RECORDS	RPI 51-100	RPI 101-150	RPI 150+			
5- 14	0- 0	0- 0	OVERALL	0- 2	0- 2	5- 10			
3- 4	0- 0	0- 0	HOME	0- 1	0- 0	3- 3			
2- 8	0- 0	0- 0	AWAY	0- 1	0- 2	2- 5			
0- 2	0- 0	0- 0	NEUTRAL	0- 0	0- 0	0- 2			
3- 7	0- 0	0- 0	NON-CONFERENCE	0- 0	0- 2	3- 5			
2- 1	0- 0	0- 0	HOME	0- 0	0- 0	2- 1			
1- 4	0- 0	0- 0	AWAY	0- 0	0- 2	1- 2			
0- 2	0- 0	0- 0	NEUTRAL	0- 0	0- 0	0- 2			
2- 7	0- 0	0- 0	CONFERENCE	0- 2	0- 0	2- 5			
1- 3	0- 0	0- 0	HOME	0- 1	0- 0	1- 2			
1- 4	0- 0	0- 0	AWAY	0- 1	0- 0	1- 3			
0- 0	0- 0	0- 0	NEUTRAL	0- 0	0- 0	0- 0			

RPI 1-25				RPI 26-50				RPI 51-100				RPI 101+ Team's RPI: 302			
RPI	S	Opponent	Score	RPI	S	Opponent	Score	RPI	S	Opponent	Score	RPI	S	Opponent	Score
								84	A	Stony Brook	45 57	118	A	Syracuse	48 82
								84	H	Stony Brook	49 66	144	A	William & Mary	48 76
												159	A	Lafayette	65 58
												187	H	Binghamton	43 61
												202	N	La Salle	58 74
												203	A	UMass Lowell	64 75
												220	N	Kennesaw St.	44 59
												225	A	Mt. St. Mary's	61 71
												232	H	Morgan St.	65 63
												244	A	Maine	74 54
												263	H	Howard	61 72
												268	A	Wagner	60 67
												272	H	New Hampshire	63 72
												293	A	Vermont	58 60
												311	A	Albany (NY)	51 56
												343	H	Coppin St.	71 48
												346	H	Hartford	61 54

LAST 10 Division I															
				84	H	Stony Brook	49 66	293	A	Vermont	58 60				
				311	A	Albany (NY)	51 56	187	H	Binghamton	43 61				
				244	A	Maine	74 54	203	A	UMass Lowell	64 75				
				346	H	Hartford	61 54	84	A	Stony Brook	45 57				
				272	H	New Hampshire	63 72	159	A	Lafayette	65 58				

Non-Div I Games: Gettysburg 92 50

UMBC

 Loss,  Non-Conf, S Site,  Home  Away N Neutral

Average RPI Win:	274	WON-LOST	WINNING	LAST 10	STRENGTH OF	OPP. STRENGTH	TEAM	ADJ.	CONF.	ADJ CONF.
Average RPI Loss:	173	RECORD	PCT. RANK	GAMES	SCHEDULE	OF SCHEDULE	RPI	RPI	RPI	RPI
DIV. I ONLY	2- 15	336	2-8	173	284	323	323	29	29	
DIV. I NON-CONF.	1- 10	329	1-3	125	178	311	311	30	30	
TOTALS	RPI 1-25	RPI 26-50	W-L RECORDS	RPI 51-100	RPI 101-150	RPI 150+				
2- 15	0- 0	0- 2	OVERALL	0- 1	0- 4	2- 8				
2- 6	0- 0	0- 0	HOME	0- 0	0- 2	2- 4				
0- 9	0- 0	0- 2	AWAY	0- 1	0- 2	0- 4				
0- 0	0- 0	0- 0	NEUTRAL	0- 0	0- 0	0- 0				
1- 10	0- 0	0- 2	NON-CONFERENCE	0- 1	0- 3	1- 4				
1- 3	0- 0	0- 0	HOME	0- 0	0- 1	1- 2				
0- 7	0- 0	0- 2	AWAY	0- 1	0- 2	0- 2				
0- 0	0- 0	0- 0	NEUTRAL	0- 0	0- 0	0- 0				
1- 5	0- 0	0- 0	CONFERENCE	0- 0	0- 1	1- 4				
1- 3	0- 0	0- 0	HOME	0- 0	0- 1	1- 2				
0- 2	0- 0	0- 0	AWAY	0- 0	0- 0	0- 2				
0- 0	0- 0	0- 0	NEUTRAL	0- 0	0- 0	0- 0				

RPI 1-25				RPI 26-50				RPI 51-100				RPI 101+ Team's RPI: 323			
RPI	S	Opponent	Score	RPI	S	Opponent	Score	RPI	S	Opponent	Score	RPI	S	Opponent	Score
				30	A	Old Dominion	39 48	66	A	Charlotte	44 64	118	A	Syracuse	50 65
				34	A	Virginia Tech	43 86					127	H	N.C. A&T	31 67
												132	H	Richmond	52 64
												144	A	William & Mary	50 78
												152	A	UNC Greensboro	48 86
												176	A	Norfolk St.	45 68
												225	H	Mt. St. Mary's	78 76
												232	H	Morgan St.	44 55
												239	H	Georgetown	39 57
												263	H	Howard	58 79
												265	H	Longwood	62 71
												274	A	East Carolina	42 57
												322	H	N.C. Central	65 63
												350	A	South Carolina St.	55 60
LAST 10 Division I															
				232	H	Morgan St.	44 55	263	H	Howard	58 79				
				350	A	South Carolina St.	55 60	66	A	Charlotte	44 64				
				176	A	Norfolk St.	45 68	239	H	Georgetown	39 57				
				322	H	N.C. Central	65 63	265	H	Longwood	62 71				
				127	H	N.C. A&T	31 67	225	H	Mt. St. Mary's	78 76				

Non-Div I Games: Greensboro 65 48 Wesley 75 29

UMES

Loss, Non-Conf, S Site, H Home A Away N Neutral

Average RPI Win:	273	WON-LOST	WINNING	LAST 10	STRENGTH OF	OPP. STRENGTH	TEAM	ADJ.	CONF.	ADJ CONF.
Average RPI Loss:	156	RECORD	PCT. RANK	GAMES	SCHEDULE	OF SCHEDULE	RPI	RPI	RPI	RPI
DIV. I ONLY	11- 9	144	7-3	323	203	248	248	32	32	
DIV. I NON-CONF.	5- 7	205	1-1	261	45	262	262	32	32	
TOTALS	RPI 1-25	RPI 26-50	W-L RECORDS	RPI 51-100	RPI 101-150	RPI 150+				
11- 9	0- 1	0- 0	OVERALL	0- 1	1- 4	10- 3				
8- 4	0- 0	0- 0	HOME	0- 1	1- 3	7- 0				
3- 5	0- 1	0- 0	AWAY	0- 0	0- 1	3- 3				
0- 0	0- 0	0- 0	NEUTRAL	0- 0	0- 0	0- 0				
5- 7	0- 1	0- 0	NON-CONFERENCE	0- 1	1- 4	4- 1				
4- 4	0- 0	0- 0	HOME	0- 1	1- 3	3- 0				
1- 3	0- 1	0- 0	AWAY	0- 0	0- 1	1- 1				
0- 0	0- 0	0- 0	NEUTRAL	0- 0	0- 0	0- 0				
6- 2	0- 0	0- 0	CONFERENCE	0- 0	0- 0	6- 2				
4- 0	0- 0	0- 0	HOME	0- 0	0- 0	4- 0				
2- 2	0- 0	0- 0	AWAY	0- 0	0- 0	2- 2				
0- 0	0- 0	0- 0	NEUTRAL	0- 0	0- 0	0- 0				

RPI 1-25				RPI 26-50				RPI 51-100				RPI 101+ Team's RPI: 248			
RPI	S	Opponent	Score	RPI	S	Opponent	Score	RPI	S	Opponent	Score	RPI	S	Opponent	Score
10	A	Missouri St.	58 83					96	H	Davidson	64 74	109	A	Pacific	60 89
												113	H	Liberty	44 68
												114	H	Loyola Chicago	67 72
												139	H	Kansas St.	67 74
												149	H	Missouri	59 56
												186	H	Portland St.	87 69
												199	A	CSU Bakersfield	60 70
												237	A	George Mason	64 58
												250	A	Grand Canyon	74 53
												288	H	Denver	83 79
												296	A	Omaha	53 57
												300	H	UTRGV	60 56
												301	H	California Baptist	75 65
												308	H	Eastern Wash.	66 55
												313	A	Seattle U	76 65
												319	H	New Mexico St.	56 52
												324	A	Utah Valley	41 62
												348	H	Chicago St.	73 57
LAST 10 Division I															
348	H	Chicago St.	73 57	300	H	UTRGV	60 56								
301	H	California Baptist	75 65	324	A	Utah Valley	41 62								
250	A	Grand Canyon	74 53	313	A	Seattle U	76 65								
199	A	CSU Bakersfield	60 70	113	H	Liberty	44 68								
319	H	New Mexico St.	56 52	308	H	Eastern Wash.	66 55								

Non-Div I Games: Rockhurst 78 60 Science & Arts Okla74 43

UMKC

Loss, Non-Conf, S Site, H Home A Away N Neutral

Average RPI Win:	296	WON-LOST	WINNING	LAST 10	STRENGTH OF	OPP. STRENGTH	TEAM	ADJ.	CONF.	ADJ CONF.
Average RPI Loss:	116	RECORD	PCT. RANK	GAMES	SCHEDULE	OF SCHEDULE	RPI	RPI	RPI	RPI
DIV. I ONLY	12- 10	152	9-1	249	302	203	203	27	27	
DIV. I NON-CONF.	4- 9	250	1-0	218	264	264	264	27	27	
TOTALS	RPI 1-25	RPI 26-50	W-L RECORDS	RPI 51-100	RPI 101-150	RPI 150+				
12- 10	0- 0	0- 1	OVERALL	0- 3	0- 4	12- 2				
7- 4	0- 0	0- 1	HOME	0- 0	0- 2	7- 1				
5- 6	0- 0	0- 0	AWAY	0- 3	0- 2	5- 1				
0- 0	0- 0	0- 0	NEUTRAL	0- 0	0- 0	0- 0				
4- 9	0- 0	0- 1	NON-CONFERENCE	0- 2	0- 4	4- 2				
2- 4	0- 0	0- 1	HOME	0- 0	0- 2	2- 1				
2- 5	0- 0	0- 0	AWAY	0- 2	0- 2	2- 1				
0- 0	0- 0	0- 0	NEUTRAL	0- 0	0- 0	0- 0				
8- 1	0- 0	0- 0	CONFERENCE	0- 1	0- 0	8- 0				
5- 0	0- 0	0- 0	HOME	0- 0	0- 0	5- 0				
3- 1	0- 0	0- 0	AWAY	0- 1	0- 0	3- 0				
0- 0	0- 0	0- 0	NEUTRAL	0- 0	0- 0	0- 0				

RPI S	Opponent	Score	RPI S	Opponent	Score	RPI S	Opponent	Score	RPI S	Opponent	Score	Team's RPI: 203
			35 H Yale		59 67	61 A Boston College		46 89	117 A Kansas		44 79	
						83 A Colgate		51 73	129 H Massachusetts		58 74	
						84 A Stony Brook		41 60	131 A Providence		38 63	
									140 H Cornell		56 70	
									170 H Dartmouth		51 62	
									187 A Binghamton		66 56	
									206 A Merrimack		50 73	
									244 H Maine		66 57	
									272 A New Hampshire		66 53	
									272 H New Hampshire		58 53	
									293 H Vermont		61 47	
									302 H UMBC		75 64	
									311 H Albany (NY)		53 51	
									318 A Bryant		55 35	
									331 H Fairleigh Dickinson		61 56	
									333 H LIU Brooklyn		65 56	
									344 A Central Conn. St.		56 54	
									346 A Hartford		68 63	
LAST 10 Division I												
			272 A New Hampshire		66 53	187 A Binghamton		66 56				
			84 A Stony Brook		41 60	346 A Hartford		68 63				
			293 H Vermont		61 47	302 H UMBC		75 64				
			311 H Albany (NY)		53 51	272 H New Hampshire		58 53				
			244 H Maine		66 57	331 H Fairleigh Dickinson		61 56				

Non-Div I Games:

UMass Lowell

■ Loss,
 ■ Non-Conf, S Site,
 ■ Home
 ■ Away
 N Neutral

UNC Asheville

Through Games Of Feb. 2, 2020

Average RPI Win:	267	WON-LOST	WINNING	LAST 10	STRENGTH OF	OPP. STRENGTH	TEAM	ADJ.	CONF.	ADJ CONF.
Average RPI Loss:	204	RECORD	PCT. RANK	GAMES	SCHEDULE	OF SCHEDULE	RPI	RPI	RPI	RPI
DIV. I ONLY	10- 8	137	5-5	320	331	238	238	26	26	
DIV. I NON-CONF.	4- 3	138	0	338	295	236	236	28	28	
TOTALS	RPI 1-25	RPI 26-50	W-L RECORDS	RPI 51-100	RPI 101-150	RPI 150+				
10- 8	0- 0	0- 0	OVERALL	0- 1	1- 0	9- 7				
4- 4	0- 0	0- 0	HOME	0- 0	1- 0	3- 4				
5- 4	0- 0	0- 0	AWAY	0- 1	0- 0	5- 3				
1- 0	0- 0	0- 0	NEUTRAL	0- 0	0- 0	1- 0				
4- 3	0- 0	0- 0	NON-CONFERENCE	0- 1	0- 0	4- 2				
1- 1	0- 0	0- 0	HOME	0- 0	0- 0	1- 1				
2- 2	0- 0	0- 0	AWAY	0- 1	0- 0	2- 1				
1- 0	0- 0	0- 0	NEUTRAL	0- 0	0- 0	1- 0				
6- 5	0- 0	0- 0	CONFERENCE	0- 0	1- 0	5- 5				
3- 3	0- 0	0- 0	HOME	0- 0	1- 0	2- 3				
3- 2	0- 0	0- 0	AWAY	0- 0	0- 0	3- 2				
0- 0	0- 0	0- 0	NEUTRAL	0- 0	0- 0	0- 0				

RPI 1-25			RPI 26-50			RPI 51-100			RPI 101+			Team's RPI: 238
RPI	S	Opponent	Score	RPI	S	Opponent	Score	RPI	S	Opponent	Score	
						60	A Miami (FL)	46	75	134	H Campbell	60 52
										152	H UNC Greensboro	40 67
										156	A Hampton	59 68
										156	H Hampton	66 76
										210	H High Point	76 60
										230	A Radford	63 50
										234	H Gardner-Webb	59 65
										246	N Southern U.	53 34
										257	A Winthrop	50 43
										261	A ETSU	72 54
										265	A Longwood	56 73
										267	A Wofford	38 75
										303	H Presbyterian	54 39
										337	A Western Caro.	64 47
										338	A USC Upstate	68 48
										339	H Charleston So.	48 60
										350	H South Carolina St.	82 51
LAST 10 Division I												
						156	H Hampton	66	76	230	A Radford	63 50
						257	A Winthrop	50	43	210	H High Point	76 60
						265	A Longwood	56	73	338	A USC Upstate	68 48
						234	H Gardner-Webb	59	65	134	H Campbell	60 52
						339	H Charleston So.	48	60	156	A Hampton	59 68

Non-Div I Games: Montreat 89 45 Lenoir-Rhyne 68 48

UNC Asheville

Loss, Non-Conf, S Site, H Home A Away N Neutral

UNC Greensboro

Through Games Of Feb. 2, 2020

Average RPI Win:	243	WON-LOST	WINNING	LAST 10	STRENGTH OF	OPP. STRENGTH	TEAM	ADJ.	CONF.	ADJ CONF.
Average RPI Loss:	155	RECORD	PCT. RANK	GAMES	SCHEDULE	OF SCHEDULE	RPI	RPI	RPI	RPI
DIV. I ONLY	13- 6	67	8-2	281	267	152	152	25	25	
DIV. I NON-CONF.	8- 4	90	3-0	172	304	98	98	22	22	
TOTALS	RPI 1-25	RPI 26-50	W-L RECORDS	RPI 51-100	RPI 101-150	RPI 150+				
13- 6	0- 0	0- 0	OVERALL	1- 0	1- 5	11- 1				
8- 2	0- 0	0- 0	HOME	0- 0	0- 2	8- 0				
5- 4	0- 0	0- 0	AWAY	1- 0	1- 3	3- 1				
0- 0	0- 0	0- 0	NEUTRAL	0- 0	0- 0	0- 0				
8- 4	0- 0	0- 0	NON-CONFERENCE	1- 0	1- 4	6- 0				
4- 1	0- 0	0- 0	HOME	0- 0	0- 1	4- 0				
4- 3	0- 0	0- 0	AWAY	1- 0	1- 3	2- 0				
0- 0	0- 0	0- 0	NEUTRAL	0- 0	0- 0	0- 0				
5- 2	0- 0	0- 0	CONFERENCE	0- 0	0- 1	5- 1				
4- 1	0- 0	0- 0	HOME	0- 0	0- 1	4- 0				
1- 1	0- 0	0- 0	AWAY	0- 0	0- 0	1- 1				
0- 0	0- 0	0- 0	NEUTRAL	0- 0	0- 0	0- 0				

RPI 1-25			RPI 26-50			RPI 51-100			RPI 101+ Team's RPI: 152		
RPI	S	Opponent	Score	RPI	S	Opponent	Score	RPI	S	Opponent	Score
						93 A Wake Forest	67 65	113 A	Liberty	58 53	
								126 A	Coastal Caro.	54 63	
								127 A	N.C. A&T	48 57	
								132 H	Richmond	62 70	
								134 A	Campbell	64 72	
								145 H	Samford	42 56	
								190 A	Furman	59 53	
								210 H	High Point	82 70	
								219 H	Chattanooga	49 41	
								238 A	UNC Asheville	67 40	
								245 A	Col. of Charleston	69 56	
								261 H	ETSU	63 47	
								267 A	Wofford	61 66	
								277 H	Appalachian St.	54 47	
								323 H	UMES	86 48	
								328 H	Georgia St.	64 49	
								329 H	Mercer	67 51	
								337 H	Western Caro.	54 43	
LAST 10 Division I											
145 H		Samford	42 56	219 H		Chattanooga	49 41				
329 H		Mercer	67 51	261 H		ETSU	63 47				
267 A		Wofford	61 66	277 H		Appalachian St.	54 47				
190 A		Furman	59 53	210 H		High Point	82 70				
337 H		Western Caro.	54 43	245 A		Col. of Charleston	69 56				

Non-Div I Games: Erskine 106 44 Concord 80 45 Lenoir-Rhyne 84 59

UNC Greensboro

Average RPI Win:	264	WON-LOST	WINNING	LAST 10	STRENGTH OF	OPP. STRENGTH	TEAM	ADJ.	CONF.	ADJ CONF.
Average RPI Loss:	143	RECORD	PCT. RANK	GAMES	SCHEDULE	OF SCHEDULE	RPI	RPI	RPI	RPI
DIV. I ONLY	5- 13	288	3-7	135	249	255	255	14	14	
DIV. I NON-CONF.	2- 7	288	0-1	128	335	278	278	13	13	
TOTALS	RPI 1-25	RPI 26-50	W-L RECORDS	RPI 51-100	RPI 101-150	RPI 150+				
5- 13	0- 1	0- 1	OVERALL	0- 3	1- 2	4- 6				
2- 6	0- 0	0- 1	HOME	0- 1	0- 1	2- 3				
3- 6	0- 1	0- 0	AWAY	0- 1	1- 1	2- 3				
0- 1	0- 0	0- 0	NEUTRAL	0- 1	0- 0	0- 0				
2- 7	0- 1	0- 0	NON-CONFERENCE	0- 2	0- 1	2- 3				
1- 3	0- 0	0- 0	HOME	0- 0	0- 1	1- 2				
1- 3	0- 1	0- 0	AWAY	0- 1	0- 0	1- 1				
0- 1	0- 0	0- 0	NEUTRAL	0- 1	0- 0	0- 0				
3- 6	0- 0	0- 1	CONFERENCE	0- 1	1- 1	2- 3				
1- 3	0- 0	0- 1	HOME	0- 1	0- 0	1- 1				
2- 3	0- 0	0- 0	AWAY	0- 0	1- 1	1- 2				
0- 0	0- 0	0- 0	NEUTRAL	0- 0	0- 0	0- 0				

RPI 1-25				RPI 26-50				RPI 51-100				RPI 101+ Team's RPI: 255			
RPI	S	Opponent	Score	RPI	S	Opponent	Score	RPI	S	Opponent	Score	RPI	S	Opponent	Score
16	A	NC State	40 80	46	H	James Madison	58 66	57	H	Drexel	72 73	126	H	Coastal Caro.	43 62
								58	N	North Carolina	45 85	130	A	Northeastern	61 63
								93	A	Wake Forest	55 65	144	A	William & Mary	72 55
												154	A	Elon	53 77
												193	H	Towson	41 62
												212	H	Delaware	71 65
												220	H	Kennesaw St.	56 58
												245	A	Col. of Charleston	63 67
												257	H	Winthrop	63 75
												265	A	Longwood	58 59
												303	A	Presbyterian	70 60
												312	A	Hofstra	62 59
												350	H	South Carolina St.	84 46
LAST 10 Division I															
130	A	Northeastern	61 63	154	A	Elon	53 77								
312	A	Hofstra	62 59	144	A	William & Mary	72 55								
245	A	Col. of Charleston	63 67	57	H	Drexel	72 73								
193	H	Towson	41 62	212	H	Delaware	71 65								
46	H	James Madison	58 66	58	N	North Carolina	45 85								

Non-Div I Games: Catawba 75 78 Mount Olive 75 67

UNCW

Loss, Non-Conf, S Site, H Home A Away N Neutral

UNI				STRENGTH OF SCHEDULE	OPP. STRENGTH OF SCHEDULE	TEAM RPI	ADJ. RPI	CONF. RPI	ADJ CONF. RPI
Average RPI Win:	165	WON-LOST RECORD	WINNING PCT. RANK						
Average RPI Loss:	42		LAST 10 GAMES						
DIV. I ONLY	12- 7	100	6-4	88	21	51	51	7	7
DIV. I NON-CONF.	7- 3	80	1-0	134	3	53	53	7	7

TOTALS	RPI 1-25		RPI 26-50	W-L RECORDS	RPI 51-100	RPI 101-150		RPI 150+	
12- 7	1- 2		0- 2	OVERALL	3- 3	2- 0		6- 0	
7- 0	1- 0		0- 0	HOME	1- 0	1- 0		4- 0	
5- 5	0- 1		0- 2	AWAY	2- 2	1- 0		2- 0	
0- 2	0- 1		0- 0	NEUTRAL	0- 1	0- 0		0- 0	
7- 3	1- 1		0- 1	NON-CONFERENCE	2- 1	1- 0		3- 0	
3- 0	1- 0		0- 0	HOME	1- 0	0- 0		1- 0	
4- 1	0- 0		0- 1	AWAY	1- 0	1- 0		2- 0	
0- 2	0- 1		0- 0	NEUTRAL	0- 1	0- 0		0- 0	
5- 4	0- 1		0- 1	CONFERENCE	1- 2	1- 0		3- 0	
4- 0	0- 0		0- 0	HOME	0- 0	1- 0		3- 0	
1- 4	0- 1		0- 1	AWAY	1- 2	0- 0		0- 0	
0- 0	0- 0		0- 0	NEUTRAL	0- 0	0- 0		0- 0	

RPI 1-25				RPI 26-50				RPI 51-100 Team's RPI: 51				RPI 101+			
RPI	S	Opponent	Score	RPI	S	Opponent	Score	RPI	S	Opponent	Score	RPI	S	Opponent	Score
10	A	Missouri St.	66 80	28	A	Drake	87 104	52	H	IUPUI	51 50	114	H	Loyola Chicago	70 50
12	H	Iowa	88 66	31	A	Creighton	54 57	55	A	Bradley	47 61	149	A	Missouri	78 73
25	N	Ohio St.	46 64					56	A	Iowa St.	71 63	160	H	Valparaiso	77 70
								71	N	Alabama	77 87	167	A	Wichita St.	61 50
								72	A	Illinois St.	57 65	280	H	Indiana St.	73 43
								79	A	Southern Ill.	60 57	287	H	North Dakota St.	95 63
												296	A	Omaha	81 45
												326	H	Evansville	76 60

LAST 10 Division I															
160	H	Valparaiso	77 70	326	H	Evansville	76 60								
114	H	Loyola Chicago	70 50	10	A	Missouri St.	66 80								
72	A	Illinois St.	57 65	79	A	Southern Ill.	60 57								
55	A	Bradley	47 61	28	A	Drake	87 104								
280	H	Indiana St.	73 43	56	A	Iowa St.	71 63								

Non-Div I Games: Northwest Mo. St. 78 53

UNI

Loss, Non-Conf, S Site, H Home A Away N Neutral

Average RPI Win:	214	WON-LOST	WINNING	LAST 10	STRENGTH OF	OPP. STRENGTH	TEAM	ADJ.	CONF.	ADJ CONF.
Average RPI Loss:	148	RECORD	PCT. RANK	GAMES	SCHEDULE	OF SCHEDULE	RPI	RPI	RPI	RPI
DIV. I ONLY	11- 10	170	8-2	202	147	184	184	17	17	
DIV. I NON-CONF.	4- 7	225	1-0	214	70	255	255	24	24	
TOTALS	RPI 1-25	RPI 26-50	W-L RECORDS	RPI 51-100	RPI 101-150	RPI 150+				
11- 10	0- 0	1- 2	OVERALL	1- 2	1- 1	8- 5				
7- 5	0- 0	1- 2	HOME	1- 1	1- 0	4- 2				
4- 5	0- 0	0- 0	AWAY	0- 1	0- 1	4- 3				
0- 0	0- 0	0- 0	NEUTRAL	0- 0	0- 0	0- 0				
4- 7	0- 0	1- 2	NON-CONFERENCE	1- 1	0- 0	2- 4				
3- 4	0- 0	1- 2	HOME	1- 0	0- 0	1- 2				
1- 3	0- 0	0- 0	AWAY	0- 1	0- 0	1- 2				
0- 0	0- 0	0- 0	NEUTRAL	0- 0	0- 0	0- 0				
7- 3	0- 0	0- 0	CONFERENCE	0- 1	1- 1	6- 1				
4- 1	0- 0	0- 0	HOME	0- 1	1- 0	3- 0				
3- 2	0- 0	0- 0	AWAY	0- 0	0- 1	3- 1				
0- 0	0- 0	0- 0	NEUTRAL	0- 0	0- 0	0- 0				

RPI 1-25				RPI 26-50				RPI 51-100				RPI 101+				Team's RPI: 184	
RPI	S	Opponent	Score	RPI	S	Opponent	Score	RPI	S	Opponent	Score	RPI	S	Opponent	Score		
				42	H	Duke	45 57	70	H	Fresno St.	66 72	101	H	Boise St.	66 65		
				44	H	Virginia	55 63	81	H	South Fla.	61 51	136	A	San Jose St.	60 62		
				49	H	St. John's (NY)	79 75	87	A	Southern California	54 75	154	H	Elon	44 50		
												191	H	Wyoming	65 53		
												204	A	New Mexico	68 51		
												216	A	Pepperdine	69 44		
												217	A	Southern Utah	68 72		
												233	H	Cal St. Fullerton	58 64		
												242	A	San Diego St.	39 48		
												250	A	Grand Canyon	51 53		
												270	H	Colorado St.	56 52		
												289	H	Nevada	66 64		
												294	A	Utah St.	60 46		
												314	A	Air Force	67 60		
												350	H	South Carolina St.	66 57		
LAST 10 Division I																	
				270	H	Colorado St.	56 52	191	H	Wyoming	65 53						
				242	A	San Diego St.	39 48	101	H	Boise St.	66 65						
				289	H	Nevada	66 64	314	A	Air Force	67 60						
				204	A	New Mexico	68 51	294	A	Utah St.	60 46						
				136	A	San Jose St.	60 62	81	H	South Fla.	61 51						

Non-Div I Games:

UNLV

■ Loss,
 ■ Non-Conf,
 ■ S Site,
 ■ H Home
 ■ A Away
 N Neutral

Average RPI Win:	344	WON-LOST	WINNING	LAST 10	STRENGTH OF	OPP. STRENGTH	TEAM	ADJ.	CONF.	ADJ CONF.
Average RPI Loss:	193	RECORD	PCT. RANK	GAMES	SCHEDULE	OF SCHEDULE	RPI	RPI	RPI	RPI
DIV. I ONLY	4- 14	310	0-10	303	322	338	338	26	26	
DIV. I NON-CONF.	3- 4	201	0	340	210	302	302	28	28	
TOTALS	RPI 1-25	RPI 26-50	W-L RECORDS	RPI 51-100	RPI 101-150	RPI 150+				
4- 14	0- 1	0- 0	OVERALL	0- 1	0- 2	4- 10				
4- 5	0- 0	0- 0	HOME	0- 0	0- 1	4- 4				
0- 9	0- 1	0- 0	AWAY	0- 1	0- 1	0- 6				
0- 0	0- 0	0- 0	NEUTRAL	0- 0	0- 0	0- 0				
3- 4	0- 1	0- 0	NON-CONFERENCE	0- 1	0- 0	3- 2				
3- 0	0- 0	0- 0	HOME	0- 0	0- 0	3- 0				
0- 4	0- 1	0- 0	AWAY	0- 1	0- 0	0- 2				
0- 0	0- 0	0- 0	NEUTRAL	0- 0	0- 0	0- 0				
1- 10	0- 0	0- 0	CONFERENCE	0- 0	0- 2	1- 8				
1- 5	0- 0	0- 0	HOME	0- 0	0- 1	1- 4				
0- 5	0- 0	0- 0	AWAY	0- 0	0- 1	0- 4				
0- 0	0- 0	0- 0	NEUTRAL	0- 0	0- 0	0- 0				

RPI 1-25				RPI 26-50				RPI 51-100				RPI 101+ Team's RPI: 338			
RPI	S	Opponent	Score	RPI	S	Opponent	Score	RPI	S	Opponent	Score	RPI	S	Opponent	Score
2	A	South Carolina	32 112					78	A	Georgia	53 67	134	A	Campbell	38 50
												134	H	Campbell	72 80
												156	A	Hampton	40 60
												189	A	Jacksonville	43 87
												210	A	High Point	46 85
												230	H	Radford	41 57
												234	A	Gardner-Webb	53 63
												238	H	UNC Asheville	48 68
												257	H	Winthrop	38 52
												265	H	Longwood	62 70
												274	A	East Carolina	48 69
												303	A	Presbyterian	42 55
												337	H	Western Caro.	70 62
												339	H	Charleston So.	70 53
												349	H	Florida A&M	74 61
												350	H	South Carolina St.	58 47
LAST 10 Division I															
134	H	Campbell	72 80	265	H	Longwood	62 70								
303	A	Presbyterian	42 55	257	H	Winthrop	38 52								
230	H	Radford	41 57	238	H	UNC Asheville	48 68								
234	A	Gardner-Webb	53 63	210	A	High Point	46 85								
156	A	Hampton	40 60	134	A	Campbell	38 50								

Non-Div I Games: Mars Hill 89 31 UNKNOWN 71 49

USC Upstate

Loss, Non-Conf, S Site, H Home A Away N Neutral

Average RPI Win:	242	WON-LOST	WINNING	LAST 10	STRENGTH OF	OPP. STRENGTH	TEAM	ADJ.	CONF.	ADJ CONF.
Average RPI Loss:	79	RECORD	PCT. RANK	GAMES	SCHEDULE	OF SCHEDULE	RPI	RPI	RPI	RPI
DIV. I ONLY	12- 9	127	6-4	110	167	112	112	22	22	
DIV. I NON-CONF.	6- 6	164	0-1	78	72	118	118	21	21	
TOTALS	RPI 1-25	RPI 26-50	W-L RECORDS	RPI 51-100	RPI 101-150	RPI 150+				
12- 9	0- 3	0- 1	OVERALL	0- 3	1- 1	11- 1				
7- 2	0- 0	0- 0	HOME	0- 2	0- 0	7- 0				
5- 4	0- 1	0- 0	AWAY	0- 1	1- 1	4- 1				
0- 3	0- 2	0- 1	NEUTRAL	0- 0	0- 0	0- 0				
6- 6	0- 3	0- 1	NON-CONFERENCE	0- 2	1- 0	5- 0				
3- 2	0- 0	0- 0	HOME	0- 2	0- 0	3- 0				
3- 1	0- 1	0- 0	AWAY	0- 0	1- 0	2- 0				
0- 3	0- 2	0- 1	NEUTRAL	0- 0	0- 0	0- 0				
6- 3	0- 0	0- 0	CONFERENCE	0- 1	0- 1	6- 1				
4- 0	0- 0	0- 0	HOME	0- 0	0- 0	4- 0				
2- 3	0- 0	0- 0	AWAY	0- 1	0- 1	2- 1				
0- 0	0- 0	0- 0	NEUTRAL	0- 0	0- 0	0- 0				

RPI 1-25				RPI 26-50				RPI 51-100				RPI 101+ Team's RPI: 112			
RPI	S	Opponent	Score	RPI	S	Opponent	Score	RPI	S	Opponent	Score	RPI	S	Opponent	Score
1	N	Oregon	54 91	50	N	Oklahoma St.	47 60	64	A	Troy	69 85	126	A	Coastal Caro.	56 62
3	N	Louisville	67 76					80	H	Marist	57 73	139	A	Kansas St.	57 53
15	A	Northwestern	47 74					100	H	Texas Southern	63 74	153	H	Louisiana	79 52
												175	H	Little Rock	65 58
												197	H	Wright St.	68 62
												201	H	Arkansas St.	71 44
												215	H	SMU	51 46
												251	A	South Alabama	68 45
												256	A	North Texas	68 49
												276	A	Texas St.	55 72
												277	A	Appalachian St.	82 60
												345	A	Grambling	88 54
												347	H	La.-Monroe	72 34
												348	H	Chicago St.	84 53
LAST 10 Division I															
276	A	Texas St.	55 72	126	A	Coastal Caro.	56 62								
64	A	Troy	69 85	277	A	Appalachian St.	82 60								
251	A	South Alabama	68 45	175	H	Little Rock	65 58								
347	H	La.-Monroe	72 34	201	H	Arkansas St.	71 44								
153	H	Louisiana	79 52	100	H	Texas Southern	63 74								

Non-Div I Games:

UT Arlington

Average RPI Win:	212	WON-LOST	WINNING	LAST 10	STRENGTH OF	OPP. STRENGTH	TEAM	ADJ.	CONF.	ADJ CONF.
Average RPI Loss:	67	RECORD	PCT. RANK	GAMES	SCHEDULE	OF SCHEDULE	RPI	RPI	RPI	RPI
DIV. I ONLY	13- 8	103	9-1	96	109	69	69	20	20	
DIV. I NON-CONF.	4- 7	225	0	10	12	107	107	23	23	
TOTALS	RPI 1-25	RPI 26-50	W-L RECORDS	RPI 51-100	RPI 101-150	RPI 150+				
13- 8	0- 3	0- 1	OVERALL	2- 3	1- 0	10- 1				
8- 1	0- 1	0- 0	HOME	2- 0	1- 0	5- 0				
5- 7	0- 2	0- 1	AWAY	0- 3	0- 0	5- 1				
0- 0	0- 0	0- 0	NEUTRAL	0- 0	0- 0	0- 0				
4- 7	0- 3	0- 1	NON-CONFERENCE	1- 3	1- 0	2- 0				
4- 1	0- 1	0- 0	HOME	1- 0	1- 0	2- 0				
0- 6	0- 2	0- 1	AWAY	0- 3	0- 0	0- 0				
0- 0	0- 0	0- 0	NEUTRAL	0- 0	0- 0	0- 0				
9- 1	0- 0	0- 0	CONFERENCE	1- 0	0- 0	8- 1				
4- 0	0- 0	0- 0	HOME	1- 0	0- 0	3- 0				
5- 1	0- 0	0- 0	AWAY	0- 0	0- 0	5- 1				
0- 0	0- 0	0- 0	NEUTRAL	0- 0	0- 0	0- 0				

RPI 1-25				RPI 26-50				RPI 51-100 Team's RPI: 69				RPI 101+			
RPI	S	Opponent	Score	RPI	S	Opponent	Score	RPI	S	Opponent	Score	RPI	S	Opponent	Score
3	H	Louisville	63 71	41	A	Arkansas	46 96	52	H	IUPUI	57 51	145	H	Samford	80 75
6	A	Gonzaga	55 78					63	H	Belmont	74 57	198	A	Austin Peay	69 61
13	A	Mississippi St.	46 82					72	A	Illinois St.	47 70	198	H	Austin Peay	65 61
								79	A	Southern Ill.	59 70	207	A	Murray St.	89 64
								91	A	Saint Louis	50 56	207	H	Murray St.	98 56
												219	H	Chattanooga	78 51
												227	A	Eastern Ill.	70 74
												253	A	Morehead St.	82 64
												266	H	Lipscomb	83 67
												278	A	Eastern Ky.	65 50
												327	A	SIUE	79 39
												340	H	Tennessee St.	88 71
LAST 10 Division I															
253	A	Morehead St.	82 64	207	H	Murray St.	98 56								
278	A	Eastern Ky.	65 50	63	H	Belmont	74 57								
327	A	SIUE	79 39	340	H	Tennessee St.	88 71								
227	A	Eastern Ill.	70 74	198	A	Austin Peay	69 61								
198	H	Austin Peay	65 61	207	A	Murray St.	89 64								

Non-Div I Games:

UT Martin

■ Loss,
 ■ Non-Conf,
 ■ S Site,
 ■ Home
 ■ A Away
 N Neutral

U
T
E
P

U
T
E
P

UTEP

Page 319

Average RPI Win: 292		WON-LOST	WINNING	LAST 10	STRENGTH OF	OPP. STRENGTH	TEAM	ADJ.	CONF.	ADJ CONF.
Average RPI Loss: 192		RECORD	PCT. RANK	GAMES	SCHEDULE	OF SCHEDULE	RPI	RPI	RPI	RPI
DIV. I ONLY		5- 12	284	4-6	278	316	300	300	32	32
DIV. I NON-CONF.		1- 8	322	0-2	177	196	320	320	32	32
TOTALS		RPI 1-25	RPI 26-50	W-L RECORDS	RPI 51-100	RPI 101-150	RPI 150+			
5- 12	0- 0		0- 1	OVERALL	0- 2	0- 3	5- 6			
3- 3	0- 0		0- 0	HOME	0- 1	0- 1	3- 1			
2- 7	0- 0		0- 1	AWAY	0- 1	0- 2	2- 3			
0- 2	0- 0		0- 0	NEUTRAL	0- 0	0- 0	0- 2			
1- 8	0- 0		0- 1	NON-CONFERENCE	0- 2	0- 3	1- 2			
1- 2	0- 0		0- 0	HOME	0- 1	0- 1	1- 0			
0- 4	0- 0		0- 1	AWAY	0- 1	0- 2	0- 0			
0- 2	0- 0		0- 0	NEUTRAL	0- 0	0- 0	0- 2			
4- 4	0- 0		0- 0	CONFERENCE	0- 0	0- 0	4- 4			
2- 1	0- 0		0- 0	HOME	0- 0	0- 0	2- 1			
2- 3	0- 0		0- 0	AWAY	0- 0	0- 0	2- 3			
0- 0	0- 0		0- 0	NEUTRAL	0- 0	0- 0	0- 0			

RPI 1-25				RPI 26-50				RPI 51-100				RPI 101+				Team's RPI: 300	
RPI	S	Opponent	Score	RPI	S	Opponent	Score	RPI	S	Opponent	Score	RPI	S	Opponent	Score		
				37	A	Texas	69 85	87	A	Southern California	43 80	123	A	A&M-Corpus Christi	50 61		
								100	H	Texas Southern	44 71	123	H	A&M-Corpus Christi	54 59		
												139	A	Kansas St.	66 79		
												199	A	CSU Bakersfield	66 52		
												248	A	UMKC	56 60		
												250	A	Grand Canyon	60 62		
												259	N	Long Beach St.	65 69		
												289	N	Nevada	57 62		
												299	H	UTSA	75 64		
												301	H	California Baptist	87 68		
												313	H	Seattle U	85 81		
												319	A	New Mexico St.	75 76		
												324	H	Utah Valley	67 76		
												348	A	Chicago St.	87 67		
LAST 10 Division I																	
				199	A	CSU Bakersfield	66 52	348	A	Chicago St.	87 67						
				250	A	Grand Canyon	60 62	248	A	UMKC	56 60						
				319	A	New Mexico St.	75 76	301	H	California Baptist	87 68						
				324	H	Utah Valley	67 76	139	A	Kansas St.	66 79						
				313	H	Seattle U	85 81	289	N	Nevada	57 62						

Non-Div I Games:	Tex. A&M Int'l	72	56	Tex. A&M-Kingsville	66	45	Texas Lutheran	98	46	Minot St.	75	56
------------------	----------------	----	----	---------------------	----	----	----------------	----	----	-----------	----	----

Loss, Non-Conf, S Site, H Home A Away N Neutral

Average RPI Win:	274	WON-LOST	WINNING	LAST 10	STRENGTH OF	OPP. STRENGTH	TEAM	ADJ.	CONF.	ADJ CONF.
Average RPI Loss:	165	RECORD	PCT. RANK	GAMES	SCHEDULE	OF SCHEDULE	RPI	RPI	RPI	RPI
DIV. I ONLY	3- 14	319	2-8	180	183	299	299	13	13	
DIV. I NON-CONF.	1- 7	321	0-1	215	244	322	322	14	14	
TOTALS	RPI 1-25	RPI 26-50	W-L RECORDS	RPI 51-100	RPI 101-150	RPI 150+				
3- 14	0- 0	0- 1	OVERALL	0- 2	0- 4	3- 7				
2- 4	0- 0	0- 0	HOME	0- 1	0- 1	2- 2				
1- 9	0- 0	0- 1	AWAY	0- 1	0- 2	1- 5				
0- 1	0- 0	0- 0	NEUTRAL	0- 0	0- 1	0- 0				
1- 7	0- 0	0- 1	NON-CONFERENCE	0- 0	0- 3	1- 3				
1- 1	0- 0	0- 0	HOME	0- 0	0- 1	1- 0				
0- 5	0- 0	0- 1	AWAY	0- 0	0- 1	0- 3				
0- 1	0- 0	0- 0	NEUTRAL	0- 0	0- 1	0- 0				
2- 7	0- 0	0- 0	CONFERENCE	0- 2	0- 1	2- 4				
1- 3	0- 0	0- 0	HOME	0- 1	0- 0	1- 2				
1- 4	0- 0	0- 0	AWAY	0- 1	0- 1	1- 2				
0- 0	0- 0	0- 0	NEUTRAL	0- 0	0- 0	0- 0				

RPI S	Opponent	Score	RPI S	Opponent	Score	RPI S	Opponent	Score	RPI S	Opponent	Score	Team's RPI: 299
37	A Texas	53 84	59	A Middle Tenn.	48 69	104	N Utah	45 91	111	A UAB	55 94	
			98	H Rice	62 74	138	A Texas Tech	58 115	143	H Sam Houston St.	77 81	
						178	H Fla. Atlantic	53 80	192	A Hawaii	50 62	
						194	A Southern Miss.	65 82	229	A UTEP	54 94	
						235	A Louisiana Tech	82 73	256	H North Texas	55 79	
						276	A Texas St.	69 74	283	H FIU	60 45	
						300	A UTRGV	64 75	304	H Incarnate Word	63 56	
LAST 10 Division I												
59	A Middle Tenn.	48 69	194	A Southern Miss.	65 82							
111	A UAB	55 94	235	A Louisiana Tech	82 73							
98	H Rice	62 74	283	H FIU	60 45							
256	H North Texas	55 79	178	H Fla. Atlantic	53 80							
229	A UTEP	54 94	138	A Texas Tech	58 115							

Non-Div I Games: Texas Wesleyan 80 78 Southwest (NM) 79 62 Concordia (TX) 73 44

UTSA

Loss, Non-Conf, S Site, H Home A Away N Neutral

Average RPI Win:	189	WON-LOST	WINNING	LAST 10	STRENGTH OF	OPP. STRENGTH	TEAM	ADJ.	CONF.	ADJ CONF.
Average RPI Loss:	54	RECORD	PCT. RANK	GAMES	SCHEDULE	OF SCHEDULE	RPI	RPI	RPI	RPI
DIV. I ONLY	10- 11	189	3-7	49	22	104	104	1	1	
DIV. I NON-CONF.	7- 4	100	0	306	161	203	203	1	1	
TOTALS	RPI 1-25	RPI 26-50	W-L RECORDS	RPI 51-100	RPI 101-150	RPI 150+				
10- 11	0- 6	1- 2	OVERALL	3- 1	1- 1	5- 1				
5- 6	0- 3	0- 2	HOME	1- 0	0- 1	4- 0				
3- 5	0- 3	1- 0	AWAY	1- 1	1- 0	0- 1				
2- 0	0- 0	0- 0	NEUTRAL	1- 0	0- 0	1- 0				
7- 4	0- 0	0- 1	NON-CONFERENCE	2- 1	0- 1	5- 1				
4- 2	0- 0	0- 1	HOME	0- 0	0- 1	4- 0				
1- 2	0- 0	0- 0	AWAY	1- 1	0- 0	0- 1				
2- 0	0- 0	0- 0	NEUTRAL	1- 0	0- 0	1- 0				
3- 7	0- 6	1- 1	CONFERENCE	1- 0	1- 0	0- 0				
1- 4	0- 3	0- 1	HOME	1- 0	0- 0	0- 0				
2- 3	0- 3	1- 0	AWAY	0- 0	1- 0	0- 0				
0- 0	0- 0	0- 0	NEUTRAL	0- 0	0- 0	0- 0				

RPI 1-25				RPI 26-50				RPI 51-100				RPI 101+ Team's RPI: 104			
RPI	S	Opponent	Score	RPI	S	Opponent	Score	RPI	S	Opponent	Score	RPI	S	Opponent	Score
1	A	Oregon	51 88	47	H	South Dakota	81 84	65	A	BYU	77 73	128	A	California	71 62
1	H	Oregon	63 90	48	A	Colorado	84 69	87	H	Southern California	67 65	131	H	Providence	60 67
4	A	Stanford	49 82	48	H	Colorado	70 80	90	A	Cincinnati	62 68	241	A	Xavier	63 70
7	H	UCLA	54 84					100	N	Texas Southern	61 52	252	H	Oral Roberts	78 58
11	A	Oregon St.	48 77									289	H	Nevada	68 62
11	H	Oregon St.	65 77									299	N	UTSA	91 45
												308	H	Eastern Wash.	87 49
												316	H	Weber St.	75 46
LAST 10 Division I															
11	H	Oregon St.	65 77	87	H	Southern California	67 65								
1	H	Oregon	63 90	7	H	UCLA	54 84								
4	A	Stanford	49 82	1	A	Oregon	51 88								
128	A	California	71 62	11	A	Oregon St.	48 77								
48	A	Colorado	84 69	48	H	Colorado	70 80								

Non-Div I Games:

Utah

■ Loss,
 ■ Non-Conf,
 ■ S Site,
 ■ H Home
 ■ A Away
 N Neutral

Average RPI Win:	275	WON-LOST	WINNING	LAST 10	STRENGTH OF	OPP. STRENGTH	TEAM	ADJ.	CONF.	ADJ CONF.
Average RPI Loss:	177	RECORD	PCT. RANK	GAMES	SCHEDULE	OF SCHEDULE	RPI	RPI	RPI	RPI
DIV. I ONLY	5- 16	300	1-9	195	243	294	294	17	17	
DIV. I NON-CONF.	4- 6	212	0-1	110	238	176	176	24	24	
TOTALS	RPI 1-25	RPI 26-50	W-L RECORDS	RPI 51-100	RPI 101-150	RPI 150+				
5- 16	0- 2	0- 0	OVERALL	0- 2	0- 2	5- 10				
3- 7	0- 0	0- 0	HOME	0- 0	0- 2	3- 5				
2- 9	0- 2	0- 0	AWAY	0- 2	0- 0	2- 5				
0- 0	0- 0	0- 0	NEUTRAL	0- 0	0- 0	0- 0				
4- 6	0- 2	0- 0	NON-CONFERENCE	0- 1	0- 0	4- 3				
3- 1	0- 0	0- 0	HOME	0- 0	0- 0	3- 1				
1- 5	0- 2	0- 0	AWAY	0- 1	0- 0	1- 2				
0- 0	0- 0	0- 0	NEUTRAL	0- 0	0- 0	0- 0				
1- 10	0- 0	0- 0	CONFERENCE	0- 1	0- 2	1- 7				
0- 6	0- 0	0- 0	HOME	0- 0	0- 2	0- 4				
1- 4	0- 0	0- 0	AWAY	0- 1	0- 0	1- 3				
0- 0	0- 0	0- 0	NEUTRAL	0- 0	0- 0	0- 0				

RPI	S	Opponent	Score	RPI	S	Opponent	Score	RPI	S	Opponent	Score	RPI	S	Opponent	Score	Team's RPI: 294
1	A	Oregon	52 109					65	A	BYU	50 67	101	H	Boise St.	59 65	
11	A	Oregon St.	46 75					70	A	Fresno St.	64 76	136	H	San Jose St.	61 76	
												155	H	Portland	64 70	
												184	H	UNLV	46 60	
												191	H	Wyoming	54 65	
												231	H	Idaho St.	69 61	
												233	A	Cal St. Fullerton	62 83	
												242	A	San Diego St.	62 66	
												242	H	San Diego St.	51 59	
												256	H	North Texas	66 55	
												259	A	Long Beach St.	56 48	
												270	A	Colorado St.	55 56	
												289	A	Nevada	60 69	
												313	H	Seattle U	70 63	
												314	A	Air Force	53 52	
												314	H	Air Force	45 62	
												324	A	Utah Valley	49 57	
LAST 10 Division I																
242	H	San Diego St.	51 59	289	A	Nevada	60 69									
191	H	Wyoming	54 65	314	H	Air Force	45 62									
270	A	Colorado St.	55 56	242	A	San Diego St.	62 66									
314	A	Air Force	53 52	184	H	UNLV	46 60									
101	H	Boise St.	59 65	324	A	Utah Valley	49 57									

Non-Div I Games: Dixie St. 61 49

Utah St.

Utah Valley

Through Games Of Feb. 2, 2020

Average RPI Win:	304	WON-LOST	WINNING	LAST 10	STRENGTH OF	OPP. STRENGTH	TEAM	ADJ.	CONF.	ADJ CONF.
Average RPI Loss:	226	RECORD	PCT. RANK	GAMES	SCHEDULE	OF SCHEDULE	RPI	RPI	RPI	RPI
DIV. I ONLY	6- 12	262	6-4	341	333	324	324	32	32	
DIV. I NON-CONF.	1- 9	326	1-1	323	285	345	345	32	32	
TOTALS	RPI 1-25	RPI 26-50	W-L RECORDS	RPI 51-100	RPI 101-150	RPI 150+				
6- 12	0- 0	0- 0	OVERALL	0- 1	0- 1	6- 10				
4- 6	0- 0	0- 0	HOME	0- 0	0- 0	4- 6				
2- 6	0- 0	0- 0	AWAY	0- 1	0- 1	2- 4				
0- 0	0- 0	0- 0	NEUTRAL	0- 0	0- 0	0- 0				
1- 9	0- 0	0- 0	NON-CONFERENCE	0- 1	0- 1	1- 7				
1- 4	0- 0	0- 0	HOME	0- 0	0- 0	1- 4				
0- 5	0- 0	0- 0	AWAY	0- 1	0- 1	0- 3				
0- 0	0- 0	0- 0	NEUTRAL	0- 0	0- 0	0- 0				
5- 3	0- 0	0- 0	CONFERENCE	0- 0	0- 0	5- 3				
3- 2	0- 0	0- 0	HOME	0- 0	0- 0	3- 2				
2- 1	0- 0	0- 0	AWAY	0- 0	0- 0	2- 1				
0- 0	0- 0	0- 0	NEUTRAL	0- 0	0- 0	0- 0				

RPI 1-25				RPI 26-50				RPI 51-100				RPI 101+				Team's RPI: 324	
RPI	S	Opponent	Score	RPI	S	Opponent	Score	RPI	S	Opponent	Score	RPI	S	Opponent	Score		
								65	A	BYU	57	71	101	A	Boise St.	69	77
													185	H	Montana	52	63
													199	H	CSU Bakersfield	53	55
													217	H	Southern Utah	58	71
													231	H	Idaho St.	61	88
													248	H	UMKC	62	41
													250	H	Grand Canyon	59	66
													264	A	UC Santa Barbara	51	59
													289	H	Nevada	57	60
													294	H	Utah St.	57	49
													298	A	UC Riverside	53	67
													300	A	UTRGV	76	67
													301	A	California Baptist	67	80
													313	H	Seattle U	70	58
													316	A	Weber St.	46	72
													319	A	New Mexico St.	58	54
													348	H	Chicago St.	89	58
LAST 10 Division I																	
				301	A	California Baptist	67	80		313	H	Seattle U	70	58			
				250	H	Grand Canyon	59	66		248	H	UMKC	62	41			
				199	H	CSU Bakersfield	53	55		348	H	Chicago St.	89	58			
				300	A	UTRGV	76	67		294	H	Utah St.	57	49			
				319	A	New Mexico St.	58	54		316	A	Weber St.	46	72			

Non-Div I Games: Antelope Valley 77 61 Ottawa (AZ) 99 50

Utah Valley

Loss, Non-Conf, S Site, H Home A Away N Neutral

Average RPI Win:	189	WON-LOST	WINNING	LAST 10	STRENGTH OF	OPP. STRENGTH	TEAM	ADJ.	CONF.	ADJ CONF.
Average RPI Loss:	103	RECORD	PCT. RANK	GAMES	SCHEDULE	OF SCHEDULE	RPI	RPI	RPI	RPI
DIV. I ONLY	12- 9	127	8-2	98	115	108	108	12	12	
DIV. I NON-CONF.	5- 8	221	1-1	135	106	217	217	12	12	
TOTALS	RPI 1-25	RPI 26-50	W-L RECORDS	RPI 51-100	RPI 101-150	RPI 150+				
12- 9	0- 0	1- 0	OVERALL	1- 6	3- 2	7- 1				
7- 4	0- 0	1- 0	HOME	0- 2	2- 2	4- 0				
4- 5	0- 0	0- 0	AWAY	1- 4	1- 0	2- 1				
1- 0	0- 0	0- 0	NEUTRAL	0- 0	0- 0	1- 0				
5- 8	0- 0	1- 0	NON-CONFERENCE	0- 5	0- 2	4- 1				
4- 3	0- 0	1- 0	HOME	0- 1	0- 2	3- 0				
0- 5	0- 0	0- 0	AWAY	0- 4	0- 0	0- 1				
1- 0	0- 0	0- 0	NEUTRAL	0- 0	0- 0	1- 0				
7- 1	0- 0	0- 0	CONFERENCE	1- 1	3- 0	3- 0				
3- 1	0- 0	0- 0	HOME	0- 1	2- 0	1- 0				
4- 0	0- 0	0- 0	AWAY	1- 0	1- 0	2- 0				
0- 0	0- 0	0- 0	NEUTRAL	0- 0	0- 0	0- 0				

RPI	S	Opponent	Score	RPI	S	Opponent	Score	RPI	S	Opponent	Score	RPI	S	Opponent	Score	Team's RPI: 108
30	H	Old Dominion	62 49	59	A	Middle Tenn.	63 86	116	H	Fordham	62 52	127	H	N.C. A&T	58 69	
				61	A	Boston College	52 87	129	A	Massachusetts	61 46	132	H	Richmond	53 50	
				75	A	Seton Hall	33 53	144	H	William & Mary	55 69	177	A	Rhode Island	75 54	
				81	A	South Fla.	55 77	194	A	Southern Miss.	39 51	208	H	Saint Joseph's	47 40	
				90	H	Cincinnati	56 58	237	A	George Mason	82 63	274	H	East Carolina	53 40	
				91	A	Saint Louis	65 52	277	H	Appalachian St.	66 38	296	N	Omaha	74 66	
				99	H	Duquesne	76 79	298	H	UC Riverside	67 51					
LAST 10 Division I																
99	H	Duquesne	76 79	91	A	Saint Louis	65 52									
116	H	Fordham	62 52	208	H	Saint Joseph's	47 40									
237	A	George Mason	82 63	177	A	Rhode Island	75 54									
129	A	Massachusetts	61 46	127	H	N.C. A&T	58 69									
132	H	Richmond	53 50	298	H	UC Riverside	67 51									

Non-Div I Games:

VCU

■ Loss,
 ■ Non-Conf,
 ■ S Site,
 ■ H Home
 ■ A Away
 N Neutral

Valparaiso

Through Games Of Feb. 2, 2020

Average RPI Win:	262	WON-LOST	WINNING	LAST 10	STRENGTH OF	OPP. STRENGTH	TEAM	ADJ.	CONF.	ADJ CONF.
Average RPI Loss:	59	RECORD	PCT. RANK	GAMES	SCHEDULE	OF SCHEDULE	RPI	RPI	RPI	RPI
DIV. I ONLY	11- 9	144	4-6	226	116	160	160	7	7	
DIV. I NON-CONF.	8- 3	68	1-0	322	214	142	142	7	7	
TOTALS	RPI 1-25	RPI 26-50	W-L RECORDS	RPI 51-100	RPI 101-150	RPI 150+				
11- 9	0- 3	0- 1	OVERALL	0- 4	1- 0	10- 1				
5- 4	0- 1	0- 0	HOME	0- 3	1- 0	4- 0				
6- 4	0- 1	0- 1	AWAY	0- 1	0- 0	6- 1				
0- 1	0- 1	0- 0	NEUTRAL	0- 0	0- 0	0- 0				
8- 3	0- 2	0- 0	NON-CONFERENCE	0- 0	0- 0	8- 1				
4- 0	0- 0	0- 0	HOME	0- 0	0- 0	4- 0				
4- 2	0- 1	0- 0	AWAY	0- 0	0- 0	4- 1				
0- 1	0- 1	0- 0	NEUTRAL	0- 0	0- 0	0- 0				
3- 6	0- 1	0- 1	CONFERENCE	0- 4	1- 0	2- 0				
1- 4	0- 1	0- 0	HOME	0- 3	1- 0	0- 0				
2- 2	0- 0	0- 1	AWAY	0- 1	0- 0	2- 0				
0- 0	0- 0	0- 0	NEUTRAL	0- 0	0- 0	0- 0				

RPI 1-25				RPI 26-50				RPI 51-100				RPI 101+				Team's RPI: 160	
RPI	S	Opponent	Score	RPI	S	Opponent	Score	RPI	S	Opponent	Score	RPI	S	Opponent	Score		
10	H	Missouri St.	68 81	28	A	Drake	66 87	51	A	UNI	70 77	114	H	Loyola Chicago	66 64		
15	A	Northwestern	48 69					55	H	Bradley	61 75	164	A	Toledo	61 54		
25	N	Ohio St.	38 89					72	H	Illinois St.	60 72	200	A	North Dakota	63 65		
								79	H	Southern Ill.	51 67	226	H	Bowling Green	95 90		
												227	A	Eastern Ill.	78 66		
												253	H	Morehead St.	55 53		
												280	A	Indiana St.	75 56		
												287	A	North Dakota St.	66 54		
												325	A	Detroit Mercy	77 58		
												326	A	Evansville	88 66		
												335	H	UIC	63 37		
												348	H	Chicago St.	95 49		
LAST 10 Division I																	
				51	A	UNI	70 77	326	A	Evansville	88 66						
				28	A	Drake	66 87	280	A	Indiana St.	75 56						
				114	H	Loyola Chicago	66 64	10	H	Missouri St.	68 81						
				55	H	Bradley	61 75	79	H	Southern Ill.	51 67						
				72	H	Illinois St.	60 72	227	A	Eastern Ill.	78 66						

Non-Div I Games:

Valparaiso

■ Loss,
 ■ Non-Conf, S Site,
 ■ Home
 ■ Away
 N Neutral

Vanderbilt

Through Games Of Feb. 2, 2020

Average RPI Win:	200	WON-LOST	WINNING	LAST 10	STRENGTH OF	OPP. STRENGTH	TEAM	ADJ.	CONF.	ADJ CONF.
Average RPI Loss:	54	RECORD	PCT. RANK	GAMES	SCHEDULE	OF SCHEDULE	RPI	RPI	RPI	RPI
DIV. I ONLY	12- 10	152	3-7	41	96	97	97	4	4	
DIV. I NON-CONF.	10- 3	58	1-0	100	282	78	78	5	5	
TOTALS	RPI 1-25	RPI 26-50	W-L RECORDS	RPI 51-100	RPI 101-150	RPI 150+				
12- 10	0- 3	0- 3	OVERALL	2- 2	2- 2	8- 0				
8- 5	0- 3	0- 2	HOME	1- 0	1- 0	6- 0				
3- 3	0- 0	0- 0	AWAY	1- 1	1- 2	1- 0				
1- 2	0- 0	0- 1	NEUTRAL	0- 1	0- 0	1- 0				
10- 3	0- 1	0- 1	NON-CONFERENCE	1- 1	1- 0	8- 0				
7- 1	0- 1	0- 0	HOME	1- 0	0- 0	6- 0				
2- 0	0- 0	0- 0	AWAY	0- 0	1- 0	1- 0				
1- 2	0- 0	0- 1	NEUTRAL	0- 1	0- 0	1- 0				
2- 7	0- 2	0- 2	CONFERENCE	1- 1	1- 2	0- 0				
1- 4	0- 2	0- 2	HOME	0- 0	1- 0	0- 0				
1- 3	0- 0	0- 0	AWAY	1- 1	0- 2	0- 0				
0- 0	0- 0	0- 0	NEUTRAL	0- 0	0- 0	0- 0				

RPI 1-25				RPI 26-50				RPI 51-100				Team's RPI: 97	RPI 101+			
RPI	S	Opponent	Score	RPI	S	Opponent	Score	RPI	S	Opponent	Score		RPI	S	Opponent	Score
2	H	South Carolina	57 93	41	H	Arkansas	66 100	71	A	Alabama	61 98		119	A	Florida	60 68
8	H	UConn	51 64	43	H	Tennessee	69 78	75	N	Seton Hall	65 69		120	A	Auburn	62 70
13	H	Mississippi St.	52 68	45	N	Rutgers	56 62	78	A	Georgia	63 55		120	H	Auburn	77 55
								91	H	Saint Louis	62 50		133	A	Washington	76 74
													163	H	Tennessee Tech	75 61
													173	H	Columbia	72 51
													190	H	Furman	74 46
													230	H	Radford	80 46
													278	H	Eastern Ky.	75 69
													297	N	UC Irvine	76 63
													305	H	Jacksonville St.	88 66
													340	A	Tennessee St.	106 55
LAST 10 Division I																
120	A	Auburn	62 70	2	H	South Carolina	57 93	78	A	Georgia	63 55					
43	H	Tennessee	69 78	71	A	Alabama	61 98	119	A	Florida	60 68					
13	H	Mississippi St.	52 68	120	H	Auburn	77 55									
41	H	Arkansas	66 100	173	H	Columbia	72 51									

Non-Div I Games:

Vanderbilt

Loss, Non-Conf, S Site, H Home A Away N Neutral

Average RPI Win:	306	WON-LOST	WINNING	LAST 10	STRENGTH OF	OPP. STRENGTH	TEAM	ADJ.	CONF.	ADJ CONF.
Average RPI Loss:	184	RECORD	PCT. RANK	GAMES	SCHEDULE	OF SCHEDULE	RPI	RPI	RPI	RPI
DIV. I ONLY	9- 12	220	4-6	321	330	293	293	27	27	
DIV. I NON-CONF.	5- 7	205	0-1	310	309	295	295	27	27	
TOTALS	RPI 1-25	RPI 26-50	W-L RECORDS	RPI 51-100	RPI 101-150	RPI 150+				
9- 12	0- 0	0- 0	OVERALL	0- 2	0- 2	9- 8				
7- 4	0- 0	0- 0	HOME	0- 0	0- 1	7- 3				
2- 8	0- 0	0- 0	AWAY	0- 2	0- 1	2- 5				
0- 0	0- 0	0- 0	NEUTRAL	0- 0	0- 0	0- 0				
5- 7	0- 0	0- 0	NON-CONFERENCE	0- 1	0- 2	5- 4				
4- 2	0- 0	0- 0	HOME	0- 0	0- 1	4- 1				
1- 5	0- 0	0- 0	AWAY	0- 1	0- 1	1- 3				
0- 0	0- 0	0- 0	NEUTRAL	0- 0	0- 0	0- 0				
4- 5	0- 0	0- 0	CONFERENCE	0- 1	0- 0	4- 4				
3- 2	0- 0	0- 0	HOME	0- 0	0- 0	3- 2				
1- 3	0- 0	0- 0	AWAY	0- 1	0- 0	1- 2				
0- 0	0- 0	0- 0	NEUTRAL	0- 0	0- 0	0- 0				

RPI S	Opponent	Score	RPI S	Opponent	Score	RPI S	Opponent	Score	RPI S	Opponent	Score	Team's RPI: 293
						54	A Minnesota	58 90	114	A Loyola Chicago	76 78	
						84	A Stony Brook	49 67	129	H Massachusetts	49 83	
									170	A Dartmouth	55 72	
									177	A Rhode Island	74 77	
									187	H Binghamton	65 62	
									203	A UMass Lowell	47 61	
									206	A Merrimack	53 78	
									244	H Maine	47 65	
									247	H Saint Francis (PA)	69 73	
									272	H New Hampshire	51 59	
									290	H Navy	64 56	
									302	H UMBC	60 58	
									311	A Albany (NY)	49 58	
									311	H Albany (NY)	52 36	
									318	H Bryant	71 66	
									330	H NJIT	65 59	
									333	A LIU Brooklyn	73 62	
									341	H Canisius	76 53	
									346	A Hartford	63 53	
LAST 10 Division I												
			311	H Albany (NY)	52 36		187	H Binghamton	65 62			
			272	H New Hampshire	51 59		302	H UMBC	60 58			
			203	A UMass Lowell	47 61		84	A Stony Brook	49 67			
			244	H Maine	47 65		311	A Albany (NY)	49 58			
			346	A Hartford	63 53		206	A Merrimack	53 78			

Non-Div I Games: Norwich 86 40

Vermont

Villanova

Through Games Of Feb. 2, 2020

Average RPI Win:	142	WON-LOST	WINNING	LAST 10	STRENGTH OF	OPP. STRENGTH	TEAM	ADJ.	CONF.	ADJ CONF.
Average RPI Loss:	75	RECORD	PCT. RANK	GAMES	SCHEDULE	OF SCHEDULE	RPI	RPI	RPI	RPI
DIV. I ONLY	12- 10	152	6-4	53	49	89	89	6	6	
DIV. I NON-CONF.	6- 5	151	1-0	79	52	93	93	6	6	
TOTALS	RPI 1-25	RPI 26-50	W-L RECORDS	RPI 51-100	RPI 101-150	RPI 150+				
12- 10	0- 1	2- 3	OVERALL	2- 4	3- 1	5- 1				
7- 5	0- 0	1- 2	HOME	0- 2	2- 1	4- 0				
5- 5	0- 1	1- 1	AWAY	2- 2	1- 0	1- 1				
0- 0	0- 0	0- 0	NEUTRAL	0- 0	0- 0	0- 0				
6- 5	0- 0	0- 1	NON-CONFERENCE	1- 2	2- 1	3- 1				
3- 2	0- 0	0- 1	HOME	0- 0	1- 1	2- 0				
3- 3	0- 0	0- 0	AWAY	1- 2	1- 0	1- 1				
0- 0	0- 0	0- 0	NEUTRAL	0- 0	0- 0	0- 0				
6- 5	0- 1	2- 2	CONFERENCE	1- 2	1- 0	2- 0				
4- 3	0- 0	1- 1	HOME	0- 2	1- 0	2- 0				
2- 2	0- 1	1- 1	AWAY	1- 0	0- 0	0- 0				
0- 0	0- 0	0- 0	NEUTRAL	0- 0	0- 0	0- 0				

RPI S Opponent	Score	RPI S Opponent	Score	RPI S Opponent	Score	RPI S Opponent	Score
20 A DePaul	69 85	31 H Creighton	42 58	53 A Temple	69 74	103 H Penn	70 58
		36 A Marquette	52 57	57 A Drexel	52 54	116 A Fordham	73 66
		46 H James Madison	52 56	75 A Seton Hall	61 55	131 H Providence	51 49
		49 A St. John's (NY)	67 62	75 H Seton Hall	63 65	146 H George Washington	56 68
		49 H St. John's (NY)	66 64	78 A Georgia	63 58	188 A American	54 76
				94 H Butler	41 58	202 A La Salle	77 69
						208 H Saint Joseph's	60 44
						218 H Manhattan	63 51
						239 H Georgetown	74 53
						241 H Xavier	66 54
LAST 10 Division I							
75 H Seton Hall	63 65	103 H Penn	70 58				
49 H St. John's (NY)	66 64	241 H Xavier	66 54				
36 A Marquette	52 57	94 H Butler	41 58				
20 A DePaul	69 85	49 A St. John's (NY)	67 62				
239 H Georgetown	74 53	75 A Seton Hall	61 55				

Non-Div I Games:

Villanova

Loss, Non-Conf, S Site, H Home A Away N Neutral

Virginia

Through Games Of Feb. 2, 2020

Average RPI Win: 104		WON-LOST	WINNING	LAST 10	STRENGTH OF	OPP. STRENGTH	TEAM	ADJ.	CONF.	ADJ CONF.
Average RPI Loss: 41		RECORD	PCT. RANK	GAMES	SCHEDULE	OF SCHEDULE	RPI	RPI	RPI	RPI
DIV. I ONLY		9- 13	234	4-6	1	35	44	44	5	5
DIV. I NON-CONF.		5- 6	187	0	1	38	24	24	3	3
TOTALS		RPI 1-25	RPI 26-50	W-L RECORDS		RPI 51-100	RPI 101-150	RPI 150+		
9- 13	0- 6	3- 2		OVERALL		2- 5	2- 0	2- 0		
6- 4	0- 2	3- 1		HOME		1- 1	2- 0	0- 0		
3- 8	0- 3	0- 1		AWAY		1- 4	0- 0	2- 0		
0- 1	0- 1	0- 0		NEUTRAL		0- 0	0- 0	0- 0		
5- 6	0- 4	2- 1		NON-CONFERENCE		1- 1	0- 0	2- 0		
3- 2	0- 2	2- 0		HOME		1- 0	0- 0	0- 0		
2- 3	0- 1	0- 1		AWAY		0- 1	0- 0	2- 0		
0- 1	0- 1	0- 0		NEUTRAL		0- 0	0- 0	0- 0		
4- 7	0- 2	1- 1		CONFERENCE		1- 4	2- 0	0- 0		
3- 2	0- 0	1- 1		HOME		0- 1	2- 0	0- 0		
1- 5	0- 2	0- 0		AWAY		1- 3	0- 0	0- 0		
0- 0	0- 0	0- 0		NEUTRAL		0- 0	0- 0	0- 0		

RPI 1-25				RPI 26-50				Team's RPI: 44				RPI 51-100				RPI 101+			
RPI	S	Opponent	Score	RPI	S	Opponent	Score	RPI	S	Opponent	Score	RPI	S	Opponent	Score	RPI	S	Opponent	Score
3	A	Louisville	56 71	30	H	Old Dominion	56 53	58	A	North Carolina	68 78	105	H	Notre Dame	90 60				
7	H	UCLA	62 73	34	H	Virginia Tech	61 69	58	H	North Carolina	47 65	118	H	Syracuse	57 41				
8	A	UConn	44 83	42	H	Duke	66 63	61	A	Boston College	69 52	184	A	UNLV	63 55				
13	N	Mississippi St.	59 72	45	A	Rutgers	63 73	74	H	Bucknell	84 60	273	A	CSUN	72 47				
16	A	NC State	60 80	46	H	James Madison	55 49	87	A	Southern California	49 59								
24	H	Kentucky	47 50					88	A	Georgia Tech	51 61								
								93	A	Wake Forest	56 62								
				LAST 10 Division I															
				118	H	Syracuse	57 41	93	A	Wake Forest	56 62								
				58	A	North Carolina	68 78	61	A	Boston College	69 52								
				105	H	Notre Dame	90 60	42	H	Duke	66 63								
				3	A	Louisville	56 71	16	A	NC State	60 80								
				34	H	Virginia Tech	61 69	58	H	North Carolina	47 65								

Non-Div I Games:

Virginia

■ Loss,
 ■ Non-Conf, S Site,
 ■ Home
 ■ Away
 N Neutral

Average RPI Win:	142	WON-LOST	WINNING	LAST 10	STRENGTH OF	OPP. STRENGTH	TEAM	ADJ.	CONF.	ADJ CONF.
Average RPI Loss:	55	RECORD	PCT. RANK	GAMES	SCHEDULE	OF SCHEDULE	RPI	RPI	RPI	RPI
DIV. I ONLY	16- 5	41	6-4	83	31	34	34	5	5	
DIV. I NON-CONF.	10- 1	19	0	111	115	26	26	3	3	
TOTALS	RPI 1-25	RPI 26-50	W-L RECORDS	RPI 51-100	RPI 101-150	RPI 150+				
16- 5	0- 2	2- 1	OVERALL	6- 1	1- 1	7- 0				
11- 0	0- 0	1- 0	HOME	4- 0	1- 0	5- 0				
2- 4	0- 2	1- 1	AWAY	0- 0	0- 1	1- 0				
3- 1	0- 0	0- 0	NEUTRAL	2- 1	0- 0	1- 0				
10- 1	0- 0	1- 0	NON-CONFERENCE	3- 1	1- 0	5- 0				
6- 0	0- 0	1- 0	HOME	1- 0	1- 0	3- 0				
1- 0	0- 0	0- 0	AWAY	0- 0	0- 0	1- 0				
3- 1	0- 0	0- 0	NEUTRAL	2- 1	0- 0	1- 0				
6- 4	0- 2	1- 1	CONFERENCE	3- 0	0- 1	2- 0				
5- 0	0- 0	0- 0	HOME	3- 0	0- 0	2- 0				
1- 4	0- 2	1- 1	AWAY	0- 0	0- 1	0- 0				
0- 0	0- 0	0- 0	NEUTRAL	0- 0	0- 0	0- 0				

RPI 1-25				RPI 26-50				Team's RPI: 34	RPI 51-100				RPI 101+			
RPI	S	Opponent	Score	RPI	S	Opponent	Score		RPI	S	Opponent	Score	RPI	S	Opponent	Score
16	A	NC State	69 76	26	H	Purdue	67 54		58	H	North Carolina	76 70	113	H	Liberty	73 69
23	A	Florida St.	62 86	42	A	Duke	67 72		60	H	Miami (FL)	69 45	118	A	Syracuse	65 67
				44	A	Virginia	69 61		61	H	Boston College	70 49	167	N	Wichita St.	84 63
									63	N	Belmont	60 58	174	H	Clemson	71 50
									78	N	Georgia	72 77	234	H	Gardner-Webb	87 65
									96	H	Davidson	88 68	237	A	George Mason	77 58
									98	N	Rice	54 45	247	H	Saint Francis (PA)	105 41
													271	H	Pittsburgh	68 56
													323	H	UMES	86 43
LAST 10 Division I																
60	H	Miami (FL)	69 45	42	A	Duke	67 72		271	H	Pittsburgh	68 56				
118	A	Syracuse	65 67	58	H	North Carolina	76 70		16	A	NC State	69 76				
174	H	Clemson	71 50	23	A	Florida St.	62 86									
61	H	Boston College	70 49													
44	A	Virginia	69 61													

Non-Div I Games:

Virginia Tech

Average RPI Win:	321	WON-LOST	WINNING	LAST 10	STRENGTH OF	OPP. STRENGTH	TEAM	ADJ.	CONF.	ADJ CONF.
Average RPI Loss:	155	RECORD	PCT. RANK	GAMES	SCHEDULE	OF SCHEDULE	RPI	RPI	RPI	RPI
DIV. I ONLY	6- 12	262	3-7	185	337	268	268	30	30	
DIV. I NON-CONF.	3- 7	252	0-2	39	320	198	198	29	29	
TOTALS	RPI 1-25	RPI 26-50	W-L RECORDS	RPI 51-100	RPI 101-150	RPI 150+				
6- 12	0- 1	0- 1	OVERALL	0- 4	0- 1	6- 5				
5- 2	0- 0	0- 0	HOME	0- 1	0- 0	5- 1				
1- 10	0- 1	0- 1	AWAY	0- 3	0- 1	1- 4				
0- 0	0- 0	0- 0	NEUTRAL	0- 0	0- 0	0- 0				
3- 7	0- 1	0- 1	NON-CONFERENCE	0- 4	0- 0	3- 1				
3- 1	0- 0	0- 0	HOME	0- 1	0- 0	3- 0				
0- 6	0- 1	0- 1	AWAY	0- 3	0- 0	0- 1				
0- 0	0- 0	0- 0	NEUTRAL	0- 0	0- 0	0- 0				
3- 5	0- 0	0- 0	CONFERENCE	0- 0	0- 1	3- 4				
2- 1	0- 0	0- 0	HOME	0- 0	0- 0	2- 1				
1- 4	0- 0	0- 0	AWAY	0- 0	0- 1	1- 3				
0- 0	0- 0	0- 0	NEUTRAL	0- 0	0- 0	0- 0				

RPI	S	Opponent	Score	RPI	S	Opponent	Score	RPI	S	Opponent	Score	RPI	S	Opponent	Score	Team's RPI: 268
9	A	Maryland	56 119	35	A	Yale	68 87	83	A	Colgate	58 74	147	A	Robert Morris	47 51	
								84	H	Stony Brook	45 66	225	A	Mt. St. Mary's	63 78	
								86	A	Rider	63 77	228	A	Youngstown St.	42 64	
								94	A	Butler	58 74	247	A	Saint Francis (PA)	50 51	
												282	H	Sacred Heart	65 79	
												302	H	UMBC	67 60	
												307	H	St. Francis Brooklyn	74 66	
												318	A	Bryant	58 45	
												330	H	NJIT	61 59	
												333	H	LIU Brooklyn	63 61	
												336	H	Saint Peter's	90 89	
												344	A	Central Conn. St.	63 66	
LAST 10 Division I																
318	A	Bryant	58 45	147	A	Robert Morris	47 51									
344	A	Central Conn. St.	63 66	282	H	Sacred Heart	65 79									
333	H	LIU Brooklyn	63 61	225	A	Mt. St. Mary's	63 78									
307	H	St. Francis Brooklyn	74 66	35	A	Yale	68 87									
247	A	Saint Francis (PA)	50 51	83	A	Colgate	58 74									

Non-Div I Games: Staten Island 81 57

Wagner

Loss, Non-Conf, S Site, H Home A Away N Neutral

Wake Forest

Through Games Of Feb. 2, 2020

Average RPI Win:	144	WON-LOST	WINNING	LAST 10	STRENGTH OF	OPP. STRENGTH	TEAM	ADJ.	CONF.	ADJ CONF.
Average RPI Loss:	96	RECORD	PCT. RANK	GAMES	SCHEDULE	OF SCHEDULE	RPI	RPI	RPI	RPI
DIV. I ONLY	12- 10	152	5-5	71	44	93	93	5	5	
DIV. I NON-CONF.	7- 4	100	0	132	179	111	111	3	3	
TOTALS	RPI 1-25	RPI 26-50	W-L RECORDS	RPI 51-100	RPI 101-150	RPI 150+				
12- 10	0- 3	2- 1	OVERALL	2- 3	3- 0	5- 3				
8- 3	0- 1	1- 0	HOME	1- 1	2- 0	4- 1				
2- 7	0- 2	1- 1	AWAY	0- 2	0- 0	1- 2				
2- 0	0- 0	0- 0	NEUTRAL	1- 0	1- 0	0- 0				
7- 4	0- 0	0- 1	NON-CONFERENCE	1- 1	2- 0	4- 2				
4- 2	0- 0	0- 0	HOME	0- 1	1- 0	3- 1				
1- 2	0- 0	0- 1	AWAY	0- 0	0- 0	1- 1				
2- 0	0- 0	0- 0	NEUTRAL	1- 0	1- 0	0- 0				
5- 6	0- 3	2- 0	CONFERENCE	1- 2	1- 0	1- 1				
4- 1	0- 1	1- 0	HOME	1- 0	1- 0	1- 0				
1- 5	0- 2	1- 0	AWAY	0- 2	0- 0	0- 1				
0- 0	0- 0	0- 0	NEUTRAL	0- 0	0- 0	0- 0				

RPI 1-25				RPI 26-50				RPI 51-100 Team's RPI: 93				RPI 101+			
RPI	S	Opponent	Score	RPI	S	Opponent	Score	RPI	S	Opponent	Score	RPI	S	Opponent	Score
3	A	Louisville	61 75	42	A	Duke	60 58	60	A	Miami (FL)	56 59	118	H	Syracuse	65 60
16	A	NC State	45 59	44	H	Virginia	62 56	61	A	Boston College	54 67	119	N	Florida	73 68
23	H	Florida St.	65 70	49	A	St. John's (NY)	74 82	66	H	Charlotte	65 77	134	H	Campbell	74 46
								77	N	Dayton	78 59	152	H	UNC Greensboro	65 67
								88	H	Georgia Tech	65 60	154	A	Elon	69 57
												174	H	Clemson	63 58
												245	H	Col. of Charleston	106 50
												255	H	UNCW	65 55
												261	A	ETSU	60 67
												271	A	Pittsburgh	48 53
												274	H	East Carolina	76 53
LAST 10 Division I															
61	A	Boston College	54 67	44	H	Virginia	62 56								
271	A	Pittsburgh	48 53	3	A	Louisville	61 75								
118	H	Syracuse	65 60	174	H	Clemson	63 58								
23	H	Florida St.	65 70	88	H	Georgia Tech	65 60								
16	A	NC State	45 59	42	A	Duke	60 58								

Non-Div I Games:

Wake Forest

■ Loss,
 ■ Non-Conf, S Site,
 ■ Home
 ■ Away
 N Neutral

Average RPI Win:	190	WON-LOST	WINNING	LAST 10	STRENGTH OF	OPP. STRENGTH	TEAM	ADJ.	CONF.	ADJ CONF.
Average RPI Loss:	73	RECORD	PCT. RANK	GAMES	SCHEDULE	OF SCHEDULE	RPI	RPI	RPI	RPI
DIV. I ONLY	10- 11	189	2-8	63	42	133	133	1	1	
DIV. I NON-CONF.	8- 3	68	0	206	187	131	131	1	1	
TOTALS	RPI 1-25	RPI 26-50	W-L RECORDS	RPI 51-100	RPI 101-150	RPI 150+				
10- 11	1- 3	0- 2	OVERALL	1- 3	2- 2	6- 1				
4- 8	0- 1	0- 2	HOME	0- 2	0- 2	4- 1				
3- 3	0- 2	0- 0	AWAY	1- 1	2- 0	0- 0				
3- 0	1- 0	0- 0	NEUTRAL	0- 0	0- 0	2- 0				
8- 3	1- 0	0- 0	NON-CONFERENCE	0- 1	1- 1	6- 1				
4- 3	0- 0	0- 0	HOME	0- 1	0- 1	4- 1				
1- 0	0- 0	0- 0	AWAY	0- 0	1- 0	0- 0				
3- 0	1- 0	0- 0	NEUTRAL	0- 0	0- 0	2- 0				
2- 8	0- 3	0- 2	CONFERENCE	1- 2	1- 1	0- 0				
0- 5	0- 1	0- 2	HOME	0- 1	0- 1	0- 0				
2- 3	0- 2	0- 0	AWAY	1- 1	1- 0	0- 0				
0- 0	0- 0	0- 0	NEUTRAL	0- 0	0- 0	0- 0				

RPI 1-25				RPI 26-50				RPI 51-100				RPI 101+ Team's RPI: 133			
RPI	S	Opponent	Score	RPI	S	Opponent	Score	RPI	S	Opponent	Score	RPI	S	Opponent	Score
4	A	Stanford	56 77	27	H	Arizona	58 66	85	A	Washington St.	65 56	125	A	San Diego	65 47
4	H	Stanford	41 58	32	H	Arizona St.	50 67	85	H	Washington St.	59 66	128	A	California	67 64
7	A	UCLA	80 85					87	A	Southern California	78 81	128	H	California	74 81
12	N	Iowa	70 63					97	H	Vanderbilt	74 76	142	H	Tulane	62 64
												192	H	Hawaii	50 62
												199	H	CSU Bakersfield	80 49
												223	H	San Francisco	73 54
												236	N	Iona	65 34
												263	N	Howard	75 58
												313	H	Seattle U	78 46
												316	H	Weber St.	94 41
LAST 10 Division I															
128	H	California	74 81	32	H	Arizona St.	50 67	85	H	Washington St.	59 66				
4	H	Stanford	41 58					4	A	Stanford	56 77				
87	A	Southern California	78 81					128	A	California	67 64				
7	A	UCLA	80 85					85	A	Washington St.	65 56				
27	H	Arizona	58 66												

Non-Div I Games:

Washington

■ Loss,
 ■ Non-Conf,
 S Site,
 H Home
 A Away
 N Neutral

Average RPI Win:	190	WON-LOST	WINNING	LAST 10	STRENGTH OF	OPP. STRENGTH	TEAM	ADJ.	CONF.	ADJ CONF.
Average RPI Loss:	32	RECORD	PCT. RANK	GAMES	SCHEDULE	OF SCHEDULE	RPI	RPI	RPI	RPI
DIV. I ONLY	10- 12	202	3-7	12	18	85	85	1	1	
DIV. I NON-CONF.	7- 5	131	0	38	42	79	79	1	1	
TOTALS	RPI 1-25	RPI 26-50	W-L RECORDS	RPI 51-100	RPI 101-150	RPI 150+				
10- 12	0- 7	0- 2	OVERALL	1- 2	4- 1	5- 0				
6- 5	0- 2	0- 2	HOME	1- 0	1- 1	4- 0				
3- 4	0- 2	0- 0	AWAY	0- 2	3- 0	0- 0				
1- 3	0- 3	0- 0	NEUTRAL	0- 0	0- 0	1- 0				
7- 5	0- 4	0- 0	NON-CONFERENCE	1- 1	1- 0	5- 0				
5- 1	0- 1	0- 0	HOME	1- 0	0- 0	4- 0				
1- 1	0- 0	0- 0	AWAY	0- 1	1- 0	0- 0				
1- 3	0- 3	0- 0	NEUTRAL	0- 0	0- 0	1- 0				
3- 7	0- 3	0- 2	CONFERENCE	0- 1	3- 1	0- 0				
1- 4	0- 1	0- 2	HOME	0- 0	1- 1	0- 0				
2- 3	0- 2	0- 0	AWAY	0- 1	2- 0	0- 0				
0- 0	0- 0	0- 0	NEUTRAL	0- 0	0- 0	0- 0				

RPI 1-25				RPI 26-50				RPI 51-100 Team's RPI: 85				RPI 101+			
RPI	S	Opponent	Score	RPI	S	Opponent	Score	RPI	S	Opponent	Score	RPI	S	Opponent	Score
2	N	South Carolina	53 68	27	H	Arizona	67 74	60	A	Miami (FL)	68 74	101	A	Boise St.	80 68
4	A	Stanford	58 77	32	H	Arizona St.	56 65	65	H	BYU	67 50	128	A	California	96 75
4	H	Stanford	49 71					87	A	Southern California	63 74	128	H	California	92 66
5	N	Baylor	66 89									133	A	Washington	66 59
6	H	Gonzaga	53 76									133	H	Washington	56 65
7	A	UCLA	50 66									216	H	Pepperdine	85 48
14	N	Indiana	44 78									246	N	Southern U.	69 54
												273	H	CSUN	71 61
												297	H	UC Irvine	87 59
												317	H	Ark.-Pine Bluff	85 56
LAST 10 Division I															
4	H	Stanford	49 71	27	H	Arizona	67 74								
128	H	California	92 66	133	A	Washington	66 59								
7	A	UCLA	50 66	128	A	California	96 75								
87	A	Southern California	63 74	4	A	Stanford	58 77								
32	H	Arizona St.	56 65	133	H	Washington	56 65								

Non-Div I Games:

Washington St.

■ Loss,
■ Non-Conf,
■ S Site,
■ H Home
■ A Away
N Neutral

Average RPI Win:	281	WON-LOST	WINNING	LAST 10	STRENGTH OF	OPP. STRENGTH	TEAM	ADJ.	CONF.	ADJ CONF.
Average RPI Loss:	181	RECORD	PCT. RANK	GAMES	SCHEDULE	OF SCHEDULE	RPI	RPI	RPI	RPI
DIV. I ONLY	3- 17	325	1-9	244	244	316	316	18	18	
DIV. I NON-CONF.	2- 7	288	0	197	231	265	265	17	17	
TOTALS	RPI 1-25	RPI 26-50	W-L RECORDS	RPI 51-100	RPI 101-150	RPI 150+				
3- 17	0- 1	0- 0	OVERALL	0- 1	0- 4	3- 11				
1- 7	0- 0	0- 0	HOME	0- 0	0- 0	1- 7				
2- 10	0- 1	0- 0	AWAY	0- 1	0- 4	2- 4				
0- 0	0- 0	0- 0	NEUTRAL	0- 0	0- 0	0- 0				
2- 7	0- 1	0- 0	NON-CONFERENCE	0- 0	0- 3	2- 3				
1- 1	0- 0	0- 0	HOME	0- 0	0- 0	1- 1				
1- 6	0- 1	0- 0	AWAY	0- 0	0- 3	1- 2				
0- 0	0- 0	0- 0	NEUTRAL	0- 0	0- 0	0- 0				
1- 10	0- 0	0- 0	CONFERENCE	0- 1	0- 1	1- 8				
0- 6	0- 0	0- 0	HOME	0- 0	0- 0	0- 6				
1- 4	0- 0	0- 0	AWAY	0- 1	0- 1	1- 2				
0- 0	0- 0	0- 0	NEUTRAL	0- 0	0- 0	0- 0				

RPI 1-25				RPI 26-50				RPI 51-100				RPI 101+ Team's RPI: 316			
RPI	S	Opponent	Score	RPI	S	Opponent	Score	RPI	S	Opponent	Score	RPI	S	Opponent	Score
7	A	UCLA	45 85					95	A	Montana St.	52 81	104	A	Utah	46 75
												106	A	Idaho	50 70
												109	A	Pacific	53 76
												133	A	Washington	41 94
												155	H	Portland	59 78
												157	H	Northern Ariz.	82 88
												185	A	Montana	57 85
												186	H	Portland St.	57 76
												217	H	Southern Utah	71 87
												221	A	Northern Colo.	65 60
												221	H	Northern Colo.	65 69
												229	A	UTEP	51 70
												231	H	Idaho St.	54 65
												298	A	UC Riverside	64 54
												308	A	Eastern Wash.	53 63
												309	H	Sacramento St.	67 91
												319	A	New Mexico St.	47 77
												324	H	Utah Valley	72 46
LAST 10 Division I															
221	H	Northern Colo.	65 69	231	H	Idaho St.	54 65								
217	H	Southern Utah	71 87	309	H	Sacramento St.	67 91								
185	A	Montana	57 85	221	A	Northern Colo.	65 60								
95	A	Montana St.	52 81	157	H	Northern Ariz.	82 88								
186	H	Portland St.	57 76	106	A	Idaho	50 70								

Non-Div I Games:

Weber St.

West Virginia

Through Games Of Feb. 2, 2020

Average RPI Win:	159	WON-LOST	WINNING	LAST 10	STRENGTH OF	OPP. STRENGTH	TEAM	ADJ.	CONF.	ADJ CONF.
Average RPI Loss:	29	RECORD	PCT. RANK	GAMES	SCHEDULE	OF SCHEDULE	RPI	RPI	RPI	RPI
DIV. I ONLY	14- 5	44	6-4	58	37	39	39	3	3	
DIV. I NON-CONF.	10- 1	19	2-0	170	130	41	41	4	4	
TOTALS	RPI 1-25	RPI 26-50	W-L RECORDS	RPI 51-100	RPI 101-150	RPI 150+				
14- 5	1- 2	1- 3	OVERALL	1- 0	5- 0	6- 0				
7- 2	0- 0	1- 2	HOME	1- 0	1- 0	4- 0				
3- 2	1- 2	0- 0	AWAY	0- 0	2- 0	0- 0				
4- 1	0- 0	0- 1	NEUTRAL	0- 0	2- 0	2- 0				
10- 1	1- 0	0- 1	NON-CONFERENCE	0- 0	3- 0	6- 0				
5- 0	0- 0	0- 0	HOME	0- 0	1- 0	4- 0				
1- 0	1- 0	0- 0	AWAY	0- 0	0- 0	0- 0				
4- 1	0- 0	0- 1	NEUTRAL	0- 0	2- 0	2- 0				
4- 4	0- 2	1- 2	CONFERENCE	1- 0	2- 0	0- 0				
2- 2	0- 0	1- 2	HOME	1- 0	0- 0	0- 0				
2- 2	0- 2	0- 0	AWAY	0- 0	2- 0	0- 0				
0- 0	0- 0	0- 0	NEUTRAL	0- 0	0- 0	0- 0				

RPI 1-25				RPI 26-50				Team's RPI: 39	RPI 51-100				RPI 101+			
RPI	S	Opponent	Score	RPI	S	Opponent	Score		RPI	S	Opponent	Score	RPI	S	Opponent	Score
5	A	Baylor	51 91	31	N	Creighton	75 82		56	H	Iowa St.	79 71	102	N	Michigan St.	63 57
13	A	Mississippi St.	71 65	37	H	Texas	68 63						117	A	Kansas	68 49
22	A	TCU	60 73	38	H	Oklahoma	49 73						118	N	Syracuse	71 69
				50	H	Oklahoma St.	55 57						139	A	Kansas St.	74 63
LAST 10 Division I																
				56	H	Iowa St.	79 71		37	H	Texas	68 63				
				22	A	TCU	60 73		117	A	Kansas	68 49				
				50	H	Oklahoma St.	55 57		139	A	Kansas St.	74 63				
				5	A	Baylor	51 91		140	H	Cornell	68 62				
				38	H	Oklahoma	49 73		118	N	Syracuse	71 69				

Non-Div I Games:

West Virginia

■ Loss,
■ Non-Conf,
■ S Site,
■ H Home
■ A Away
N Neutral

Average RPI Win: 334	WON-LOST	WINNING	LAST 10	STRENGTH OF	OPP. STRENGTH	TEAM	ADJ.	CONF.	ADJ CONF.
Average RPI Loss: 193	RECORD	PCT. RANK	GAMES	SCHEDULE	OF SCHEDULE	RPI	RPI	RPI	RPI
DIV. I ONLY	2- 18	340	1-9	211	339	337	337	25	25
DIV. I NON-CONF.	1- 12	335	0-3	129	347	323	323	22	22
TOTALS	RPI 1-25	RPI 26-50	W-L RECORDS	RPI 51-100	RPI 101-150	RPI 150+			
2- 18	0- 0	0- 0	OVERALL	0- 2	0- 3	2- 13			
2- 9	0- 0	0- 0	HOME	0- 0	0- 3	2- 6			
0- 9	0- 0	0- 0	AWAY	0- 2	0- 0	0- 7			
0- 0	0- 0	0- 0	NEUTRAL	0- 0	0- 0	0- 0			
1- 12	0- 0	0- 0	NON-CONFERENCE	0- 2	0- 2	1- 8			
1- 6	0- 0	0- 0	HOME	0- 0	0- 2	1- 4			
0- 6	0- 0	0- 0	AWAY	0- 2	0- 0	0- 4			
0- 0	0- 0	0- 0	NEUTRAL	0- 0	0- 0	0- 0			
1- 6	0- 0	0- 0	CONFERENCE	0- 0	0- 1	1- 5			
1- 3	0- 0	0- 0	HOME	0- 0	0- 1	1- 2			
0- 3	0- 0	0- 0	AWAY	0- 0	0- 0	0- 3			
0- 0	0- 0	0- 0	NEUTRAL	0- 0	0- 0	0- 0			

RPI S	Opponent	Score	RPI S	Opponent	Score	RPI S	Opponent	Score	RPI S	Opponent	Score	Team's RPI: 337
						58	A North Carolina	55 92	126	H Coastal Caro.	43 66	
						96	A Davidson	51 101	134	H Campbell	40 61	
									145	H Samford	50 62	
									152	A UNC Greensboro	43 54	
									154	A Elon	24 68	
									163	H Tennessee Tech	58 62	
									190	A Furman	53 69	
									195	H Cleveland St.	61 68	
									219	H Chattanooga	52 59	
									234	A Gardner-Webb	62 88	
									238	H UNC Asheville	47 64	
									245	A Col. of Charleston	62 73	
									257	H Winthrop	60 63	
									261	H ETSU	57 62	
									267	A Wofford	63 76	
									329	H Mercer	51 40	
									338	A USC Upstate	62 70	
									339	H Charleston So.	69 64	
LAST 10 Division I												
			329	H Mercer	51 40		261	H ETSU	57 62			
			145	H Samford	50 62		219	H Chattanooga	52 59			
			190	A Furman	53 69		245	A Col. of Charleston	62 73			
			267	A Wofford	63 76		257	H Winthrop	60 63			
			152	A UNC Greensboro	43 54		163	H Tennessee Tech	58 62			

Non-Div I Games: Southern Wesleyan 70 37 UVa-Wise 64 55

Western Caro.

Loss, Non-Conf, S Site, H Home A Away N Neutral

Average RPI Win:	277	WON-LOST	WINNING	LAST 10	STRENGTH OF	OPP. STRENGTH	TEAM	ADJ.	CONF.	ADJ CONF.
Average RPI Loss:	93	RECORD	PCT. RANK	GAMES	SCHEDULE	OF SCHEDULE	RPI	RPI	RPI	RPI
DIV. I ONLY	9- 11	205	6-4	221	144	213	213	19	19	
DIV. I NON-CONF.	3- 7	252	0	159	87	237	237	18	18	
TOTALS	RPI 1-25	RPI 26-50	W-L RECORDS	RPI 51-100	RPI 101-150	RPI 150+				
9- 11	0- 0	0- 3	OVERALL	0- 5	1- 1	8- 2				
6- 3	0- 0	0- 1	HOME	0- 2	1- 0	5- 0				
3- 6	0- 0	0- 2	AWAY	0- 2	0- 1	3- 1				
0- 2	0- 0	0- 0	NEUTRAL	0- 1	0- 0	0- 1				
3- 7	0- 0	0- 2	NON-CONFERENCE	0- 3	1- 1	2- 1				
2- 1	0- 0	0- 0	HOME	0- 1	1- 0	1- 0				
1- 4	0- 0	0- 2	AWAY	0- 1	0- 1	1- 0				
0- 2	0- 0	0- 0	NEUTRAL	0- 1	0- 0	0- 1				
6- 4	0- 0	0- 1	CONFERENCE	0- 2	0- 0	6- 1				
4- 2	0- 0	0- 1	HOME	0- 1	0- 0	4- 0				
2- 2	0- 0	0- 0	AWAY	0- 1	0- 0	2- 1				
0- 0	0- 0	0- 0	NEUTRAL	0- 0	0- 0	0- 0				

RPI 1-25				RPI 26-50				RPI 51-100				RPI 101+				Team's RPI: 213	
RPI	S	Opponent	Score	RPI	S	Opponent	Score	RPI	S	Opponent	Score	RPI	S	Opponent	Score		
				26	A	Purdue	59 66	55	H	Bradley	49 84	137	H	Southeast Mo. St.	97 91		
				28	A	Drake	75 94	68	A	South Dakota St.	45 75	149	A	Missouri	89 97		
				47	H	South Dakota	65 96	68	H	South Dakota St.	48 89	200	A	North Dakota	71 77		
								72	A	Illinois St.	65 78	227	N	Eastern Ill.	52 60		
								79	N	Southern Ill.	65 79	252	H	Oral Roberts	75 61		
												280	H	Indiana St.	83 72		
												287	A	North Dakota St.	79 78		
												287	H	North Dakota St.	86 79		
												288	H	Denver	82 75		
												296	A	Omaha	83 69		
												320	H	Purdue Fort Wayne	79 68		
												348	A	Chicago St.	88 78		
LAST 10 Division I																	
				287	H	North Dakota St.	86 79	288	H	Denver	82 75						
				68	H	South Dakota St.	48 89	320	H	Purdue Fort Wayne	79 68						
				200	A	North Dakota	71 77	68	A	South Dakota St.	45 75						
				296	A	Omaha	83 69	287	A	North Dakota St.	79 78						
				252	H	Oral Roberts	75 61	47	H	South Dakota	65 96						

Non-Div I Games: Culver-Stockton 82 76 Ill.-Springfield 91 51 Mo. Baptist 90 69

Western Ill.

Average RPI Win:	146	WON-LOST	WINNING	LAST 10	STRENGTH OF	OPP. STRENGTH	TEAM	ADJ.	CONF.	ADJ CONF.
Average RPI Loss:	98	RECORD	PCT. RANK	GAMES	SCHEDULE	OF SCHEDULE	RPI	RPI	RPI	RPI
DIV. I ONLY	14- 6	59	6-4	62	69	33	33	13	13	
DIV. I NON-CONF.	8- 3	68	0-1	73	8	22	22	14	14	
TOTALS	RPI 1-25	RPI 26-50	W-L RECORDS	RPI 51-100	RPI 101-150	RPI 150+				
14- 6	1- 1	1- 2	OVERALL	4- 1	2- 0	6- 2				
8- 0	1- 0	1- 0	HOME	2- 0	1- 0	3- 0				
5- 6	0- 1	0- 2	AWAY	2- 1	1- 0	2- 2				
1- 0	0- 0	0- 0	NEUTRAL	0- 0	0- 0	1- 0				
8- 3	1- 1	1- 1	NON-CONFERENCE	2- 0	1- 0	3- 1				
4- 0	1- 0	1- 0	HOME	1- 0	0- 0	1- 0				
3- 3	0- 1	0- 1	AWAY	1- 0	1- 0	1- 1				
1- 0	0- 0	0- 0	NEUTRAL	0- 0	0- 0	1- 0				
6- 3	0- 0	0- 1	CONFERENCE	2- 1	1- 0	3- 1				
4- 0	0- 0	0- 0	HOME	1- 0	1- 0	2- 0				
2- 3	0- 0	0- 1	AWAY	1- 1	0- 0	1- 1				
0- 0	0- 0	0- 0	NEUTRAL	0- 0	0- 0	0- 0				

RPI	S	Opponent	Score
3	A	Louisville	56 75
17	H	Central Mich.	93 58

RPI	S	Opponent	Score
26	A	Purdue	50 67
30	A	Old Dominion	65 76
38	H	Oklahoma	74 63

Team's RPI: 33

RPI	S	Opponent	Score
59	H	Middle Tenn.	71 63
63	H	Belmont	77 46
66	A	Charlotte	60 56
76	A	Ball St.	91 86
98	A	Rice	65 73

RPI	S	Opponent	Score
111	H	UAB	69 65
145	A	Samford	88 84
172	A	Saint Mary's (CA)	73 80
175	H	Little Rock	77 58
178	H	Fla. Atlantic	68 59
243	N	Tulsa	76 63
256	A	North Texas	54 61
258	A	Marshall	74 65
283	H	FIU	71 51
329	A	Mercer	75 62

LAST 10 Division I

283	H	FIU	71 51	59	H	Middle Tenn.	71 63
178	H	Fla. Atlantic	68 59	111	H	UAB	69 65
258	A	Marshall	74 65	98	A	Rice	65 73
66	A	Charlotte	60 56	256	A	North Texas	54 61
30	A	Old Dominion	65 76	26	A	Purdue	50 67

Non-Div I Games:

Western Ky.

■ Loss,
 ■ Non-Conf, S Site,
 ■ Home
 ■ Away
 N Neutral

Average RPI Win:	235	WON-LOST	WINNING	LAST 10	STRENGTH OF	OPP. STRENGTH	TEAM	ADJ.	CONF.	ADJ CONF.
Average RPI Loss:	120	RECORD	PCT. RANK	GAMES	SCHEDULE	OF SCHEDULE	RPI	RPI	RPI	RPI
DIV. I ONLY	10- 8	137	5-5	176	180	150	150	10	10	
DIV. I NON-CONF.	6- 4	123	1-1	289	311	188	188	10	10	
TOTALS	RPI 1-25	RPI 26-50	W-L RECORDS	RPI 51-100	RPI 101-150	RPI 150+				
10- 8	0- 1	0- 1	OVERALL	1- 2	1- 1	8- 3				
5- 2	0- 1	0- 0	HOME	1- 0	0- 0	4- 1				
3- 5	0- 0	0- 1	AWAY	0- 1	1- 1	2- 2				
2- 1	0- 0	0- 0	NEUTRAL	0- 1	0- 0	2- 0				
6- 4	0- 0	0- 1	NON-CONFERENCE	0- 1	1- 0	5- 2				
2- 1	0- 0	0- 0	HOME	0- 0	0- 0	2- 1				
2- 2	0- 0	0- 1	AWAY	0- 0	1- 0	1- 1				
2- 1	0- 0	0- 0	NEUTRAL	0- 1	0- 0	2- 0				
4- 4	0- 1	0- 0	CONFERENCE	1- 1	0- 1	3- 1				
3- 1	0- 1	0- 0	HOME	1- 0	0- 0	2- 0				
1- 3	0- 0	0- 0	AWAY	0- 1	0- 1	1- 1				
0- 0	0- 0	0- 0	NEUTRAL	0- 0	0- 0	0- 0				

RPI 1-25				RPI 26-50				RPI 51-100				RPI 101+ Team's RPI: 150			
RPI	S	Opponent	Score	RPI	S	Opponent	Score	RPI	S	Opponent	Score	RPI	S	Opponent	Score
17	H	Central Mich.	70 80	40	A	Michigan	55 76	67	H	Ohio	73 72	110	A	Kent St.	63 75
								76	A	Ball St.	65 68	114	A	Loyola Chicago	70 60
								84	N	Stony Brook	47 50	164	H	Toledo	84 72
												178	H	Fla. Atlantic	79 80
												196	A	Akron	56 51
												196	H	Akron	79 71
												226	A	Bowling Green	63 72
												229	A	UTEP	46 76
												288	N	Denver	79 70
												319	N	New Mexico St.	79 76
												325	H	Detroit Mercy	82 67
												335	A	UIC	80 52
												348	H	Chicago St.	90 69
LAST 10 Division I															
76	A	Ball St.	65 68	110	A	Kent St.	63 75								
196	H	Akron	79 71	196	A	Akron	56 51								
226	A	Bowling Green	63 72	164	H	Toledo	84 72								
17	H	Central Mich.	70 80	114	A	Loyola Chicago	70 60								
67	H	Ohio	73 72	84	N	Stony Brook	47 50								

Non-Div I Games: Kentucky St. 80 41

Western Mich.

Loss,
Non-Conf, S Site,
H Home
A Away
N Neutral

Average RPI Win:	217	WON-LOST	WINNING	LAST 10	STRENGTH OF	OPP. STRENGTH	TEAM	ADJ.	CONF.	ADJ CONF.
Average RPI Loss:	97	RECORD	PCT. RANK	GAMES	SCHEDULE	OF SCHEDULE	RPI	RPI	RPI	RPI
DIV. I ONLY	12- 10	152	5-5	213	77	167	167	9	9	
DIV. I NON-CONF.	8- 5	117	1-0	220	94	143	143	9	9	
TOTALS	RPI 1-25	RPI 26-50	W-L RECORDS	RPI 51-100	RPI 101-150	RPI 150+				
12- 10	0- 2	1- 2	OVERALL	2- 2	0- 2	9- 2				
9- 3	0- 0	1- 0	HOME	1- 2	0- 1	7- 0				
2- 6	0- 2	0- 1	AWAY	0- 0	0- 1	2- 2				
1- 1	0- 0	0- 1	NEUTRAL	1- 0	0- 0	0- 0				
8- 5	0- 1	1- 2	NON-CONFERENCE	1- 1	0- 0	6- 1				
6- 1	0- 0	1- 0	HOME	0- 1	0- 0	5- 0				
1- 3	0- 1	0- 1	AWAY	0- 0	0- 0	1- 1				
1- 1	0- 0	0- 1	NEUTRAL	1- 0	0- 0	0- 0				
4- 5	0- 1	0- 0	CONFERENCE	1- 1	0- 2	3- 1				
3- 2	0- 0	0- 0	HOME	1- 1	0- 1	2- 0				
1- 3	0- 1	0- 0	AWAY	0- 0	0- 1	1- 1				
0- 0	0- 0	0- 0	NEUTRAL	0- 0	0- 0	0- 0				

RPI	S	Opponent	Score	RPI	S	Opponent	Score	RPI	S	Opponent	Score	RPI	S	Opponent	Score	Team's RPI: 167
8	A	UConn	55 83	31	A	Creighton	46 56	51	H	UNI	50 61	142	H	Tulane	56 61	
10	A	Missouri St.	55 68	34	N	Virginia Tech	63 84	53	H	Temple	72 70	148	A	Houston	56 64	
				38	H	Oklahoma	88 83	81	H	South Fla.	50 56	168	H	Eastern Mich.	63 52	
								95	N	Montana St.	66 64	215	A	SMU	44 64	
												235	A	Louisiana Tech	88 80	
												243	H	Tulsa	57 46	
												246	H	Southern U.	69 63	
												252	A	Oral Roberts	66 79	
												274	A	East Carolina	61 53	
												274	H	East Carolina	57 55	
												310	H	Houston Baptist	59 42	
												317	H	Ark.-Pine Bluff	100 50	
												345	H	Grambling	77 65	
LAST 10 Division I																
274	H	East Carolina	57 55	243	H	Tulsa	57 46									
215	A	SMU	44 64	274	A	East Carolina	61 53									
148	A	Houston	56 64	142	H	Tulane	56 61									
81	H	South Fla.	50 56	8	A	UConn	55 83									
53	H	Temple	72 70	345	H	Grambling	77 65									

Non-Div I Games:

Wichita St.

William & Mary

Through Games Of Feb. 2, 2020

Average RPI Win:	238	WON-LOST	WINNING	LAST 10	STRENGTH OF	OPP. STRENGTH	TEAM	ADJ.	CONF.	ADJ CONF.
Average RPI Loss:	108	RECORD	PCT. RANK	GAMES	SCHEDULE	OF SCHEDULE	RPI	RPI	RPI	RPI
DIV. I ONLY	14- 6	59	6-4	307	123	144	144	14	14	
DIV. I NON-CONF.	9- 2	38	1-0	333	132	125	125	13	13	
TOTALS	RPI 1-25	RPI 26-50	W-L RECORDS	RPI 51-100	RPI 101-150	RPI 150+				
14- 6	0- 0	0- 2	OVERALL	0- 1	2- 2	12- 1				
6- 3	0- 0	0- 1	HOME	0- 1	0- 0	6- 1				
8- 3	0- 0	0- 1	AWAY	0- 0	2- 2	6- 0				
0- 0	0- 0	0- 0	NEUTRAL	0- 0	0- 0	0- 0				
9- 2	0- 0	0- 1	NON-CONFERENCE	0- 0	2- 1	7- 0				
4- 1	0- 0	0- 1	HOME	0- 0	0- 0	4- 0				
5- 1	0- 0	0- 0	AWAY	0- 0	2- 1	3- 0				
0- 0	0- 0	0- 0	NEUTRAL	0- 0	0- 0	0- 0				
5- 4	0- 0	0- 1	CONFERENCE	0- 1	0- 1	5- 1				
2- 2	0- 0	0- 0	HOME	0- 1	0- 0	2- 1				
3- 2	0- 0	0- 1	AWAY	0- 0	0- 1	3- 0				
0- 0	0- 0	0- 0	NEUTRAL	0- 0	0- 0	0- 0				

RPI 1-25			RPI 26-50			RPI 51-100			RPI 101+			Team's RPI: 144
RPI	S	Opponent	Score	RPI	S	Opponent	Score	RPI	S	Opponent	Score	
30	H	Old Dominion	58 69	57	H	Drexel	54 61	108	A	VCU	69 55	
46	A	James Madison	70 84					130	A	Northeastern	55 61	
								132	A	Richmond	73 76	
								146	A	George Washington	63 51	
								154	A	Elon	84 77	
								176	H	Norfolk St.	65 56	
								193	A	Towson	83 75	
								212	H	Delaware	68 58	
								245	H	Col. of Charleston	85 60	
								255	H	UNCW	55 72	
								260	A	Delaware St.	73 52	
								274	A	East Carolina	78 68	
								286	A	Army West Point	77 65	
								302	H	UMBC	76 48	
								312	A	Hofstra	66 53	
								323	H	UMES	78 50	
								346	H	Hartford	61 44	
LAST 10 Division I												
154	A	Elon	84 77	245	H	Col. of Charleston	85 60					
57	H	Drexel	54 61	255	H	UNCW	55 72					
212	H	Delaware	68 58	193	A	Towson	83 75					
130	A	Northeastern	55 61	46	A	James Madison	70 84					
312	A	Hofstra	66 53	146	A	George Washington	63 51					

Non-Div I Games:

William & Mary

Loss, Non-Conf, S Site, H Home A Away N Neutral

Average RPI Win:	281	WON-LOST	WINNING	LAST 10	STRENGTH OF	OPP. STRENGTH	TEAM	ADJ.	CONF.	ADJ CONF.
Average RPI Loss:	195	RECORD	PCT. RANK	GAMES	SCHEDULE	OF SCHEDULE	RPI	RPI	RPI	RPI
DIV. I ONLY	9- 11	205	5-5	295	324	257	257	26	26	
DIV. I NON-CONF.	3- 6	235	0	302	270	287	287	28	28	
TOTALS	RPI 1-25	RPI 26-50	W-L RECORDS	RPI 51-100	RPI 101-150	RPI 150+				
9- 11	0- 1	0- 1	OVERALL	0- 0	0- 1	9- 8				
4- 4	0- 0	0- 0	HOME	0- 0	0- 0	4- 4				
5- 6	0- 1	0- 1	AWAY	0- 0	0- 1	5- 3				
0- 1	0- 0	0- 0	NEUTRAL	0- 0	0- 0	0- 1				
3- 6	0- 1	0- 1	NON-CONFERENCE	0- 0	0- 0	3- 4				
0- 3	0- 0	0- 0	HOME	0- 0	0- 0	0- 3				
3- 2	0- 1	0- 1	AWAY	0- 0	0- 0	3- 0				
0- 1	0- 0	0- 0	NEUTRAL	0- 0	0- 0	0- 1				
6- 5	0- 0	0- 0	CONFERENCE	0- 0	0- 1	6- 4				
4- 1	0- 0	0- 0	HOME	0- 0	0- 0	4- 1				
2- 4	0- 0	0- 0	AWAY	0- 0	0- 1	2- 3				
0- 0	0- 0	0- 0	NEUTRAL	0- 0	0- 0	0- 0				

RPI 1-25				RPI 26-50				RPI 51-100				RPI 101+ Team's RPI: 257			
RPI	S	Opponent	Score	RPI	S	Opponent	Score	RPI	S	Opponent	Score	RPI	S	Opponent	Score
24	A	Kentucky	36 91	30	A	Old Dominion	44 68					134	A	Campbell	47 63
												156	H	Hampton	72 66
												210	A	High Point	61 94
												210	H	High Point	69 63
												230	A	Radford	53 54
												234	A	Gardner-Webb	59 71
												236	H	Iona	61 68
												238	H	UNC Asheville	43 50
												245	H	Col. of Charleston	73 84
												255	A	UNCW	75 63
												265	H	Longwood	74 63
												267	N	Wofford	59 60
												292	H	Ga. Southern	47 91
												303	H	Presbyterian	61 54
												322	A	N.C. Central	56 46
												337	A	Western Caro.	63 60
												338	A	USC Upstate	52 38
												339	A	Charleston So.	58 53
LAST 10 Division I															
210	A	High Point	61 94	134	A	Campbell	47 63								
238	H	UNC Asheville	43 50	303	H	Presbyterian	61 54								
339	A	Charleston So.	58 53	338	A	USC Upstate	52 38								
265	H	Longwood	74 63	234	A	Gardner-Webb	59 71								
230	A	Radford	53 54	210	H	High Point	69 63								

Non-Div I Games:

Winthrop

■ Loss,
 ■ Non-Conf, S Site,
 ■ Home
 ■ Away
 N Neutral

Average RPI Win:	200	WON-LOST	WINNING	LAST 10	STRENGTH OF	OPP. STRENGTH	TEAM	ADJ.	CONF.	ADJ CONF.
Average RPI Loss:	51	RECORD	PCT. RANK	GAMES	SCHEDULE	OF SCHEDULE	RPI	RPI	RPI	RPI
DIV. I ONLY	11- 11	180	3-7	61	70	107	107	2	2	
DIV. I NON-CONF.	8- 3	68	0	176	222	91	91	2	2	
TOTALS	RPI 1-25	RPI 26-50	W-L RECORDS	RPI 51-100	RPI 101-150	RPI 150+				
11- 11	0- 2	0- 5	OVERALL	3- 3	0- 1	8- 0				
7- 4	0- 1	0- 2	HOME	1- 1	0- 0	6- 0				
3- 6	0- 1	0- 2	AWAY	1- 2	0- 1	2- 0				
1- 1	0- 0	0- 1	NEUTRAL	1- 0	0- 0	0- 0				
8- 3	0- 0	0- 2	NON-CONFERENCE	2- 1	0- 0	6- 0				
6- 0	0- 0	0- 0	HOME	1- 0	0- 0	5- 0				
1- 2	0- 0	0- 1	AWAY	0- 1	0- 0	1- 0				
1- 1	0- 0	0- 1	NEUTRAL	1- 0	0- 0	0- 0				
3- 8	0- 2	0- 3	CONFERENCE	1- 2	0- 1	2- 0				
1- 4	0- 1	0- 2	HOME	0- 1	0- 0	1- 0				
2- 4	0- 1	0- 1	AWAY	1- 1	0- 1	1- 0				
0- 0	0- 0	0- 0	NEUTRAL	0- 0	0- 0	0- 0				

RPI 1-25				RPI 26-50				RPI 51-100				RPI 101+				Team's RPI: 107
RPI	S	Opponent	Score	RPI	S	Opponent	Score	RPI	S	Opponent	Score	RPI	S	Opponent	Score	
12	H	Iowa	78 85	26	A	Purdue	61 72	54	A	Minnesota	72 62	102	A	Michigan St.	52 69	
14	A	Indiana	65 75	40	H	Michigan	56 68	73	A	Nebraska	50 65	161	A	Illinois	73 64	
				41	N	Arkansas	64 68	73	H	Nebraska	71 72	182	H	Penn St.	71 65	
				45	H	Rutgers	61 64	76	N	Ball St.	67 56	227	H	Eastern Ill.	63 55	
				48	A	Colorado	57 74	82	H	North Florida	75 62	240	H	Milwaukee	71 40	
								88	A	Georgia Tech	41 60	267	H	Wofford	78 65	
												287	A	North Dakota St.	64 63	
												295	H	Prairie View	68 42	
												334	H	Alabama St.	85 67	
LAST 10 Division I																
161	A	Illinois	73 64	40	H	Michigan	56 68									
14	A	Indiana	65 75	102	A	Michigan St.	52 69									
73	H	Nebraska	71 72	73	A	Nebraska	50 65									
54	A	Minnesota	72 62	182	H	Penn St.	71 65									
12	H	Iowa	78 85	26	A	Purdue	61 72									

Non-Div I Games:

Wisconsin

■ Loss,
 ■ Non-Conf,
 S Site,
 ■ Home
 ■ Away
 N Neutral

Average RPI Win:	259	WON-LOST	WINNING	LAST 10	STRENGTH OF	OPP. STRENGTH	TEAM	ADJ.	CONF.	ADJ CONF.
Average RPI Loss:	185	RECORD	PCT. RANK	GAMES	SCHEDULE	OF SCHEDULE	RPI	RPI	RPI	RPI
DIV. I ONLY	9- 10	194	6-4	284	279	267	267	25	25	
DIV. I NON-CONF.	4- 8	235	1-2	216	322	291	291	22	22	
TOTALS	RPI 1-25	RPI 26-50	W-L RECORDS	RPI 51-100	RPI 101-150	RPI 150+				
9- 10	0- 0	0- 0	OVERALL	0- 0	0- 5	9- 5				
7- 4	0- 0	0- 0	HOME	0- 0	0- 2	7- 2				
1- 6	0- 0	0- 0	AWAY	0- 0	0- 3	1- 3				
1- 0	0- 0	0- 0	NEUTRAL	0- 0	0- 0	1- 0				
4- 8	0- 0	0- 0	NON-CONFERENCE	0- 0	0- 4	4- 4				
3- 3	0- 0	0- 0	HOME	0- 0	0- 1	3- 2				
0- 5	0- 0	0- 0	AWAY	0- 0	0- 3	0- 2				
1- 0	0- 0	0- 0	NEUTRAL	0- 0	0- 0	1- 0				
5- 2	0- 0	0- 0	CONFERENCE	0- 0	0- 1	5- 1				
4- 1	0- 0	0- 0	HOME	0- 0	0- 1	4- 0				
1- 1	0- 0	0- 0	AWAY	0- 0	0- 0	1- 1				
0- 0	0- 0	0- 0	NEUTRAL	0- 0	0- 0	0- 0				

RPI 1-25				RPI 26-50				RPI 51-100				RPI 101+ Team's RPI: 267			
RPI	S	Opponent	Score	RPI	S	Opponent	Score	RPI	S	Opponent	Score	RPI	S	Opponent	Score
												107	A	Wisconsin	65 78
												117	A	Kansas	64 83
												120	A	Auburn	82 84
												126	H	Coastal Caro.	73 78
												145	H	Samford	58 74
												152	H	UNC Greensboro	66 61
												190	H	Furman	66 62
												209	A	Northern Ky.	72 80
												219	A	Chattanooga	76 80
												234	A	Gardner-Webb	53 67
												238	H	UNC Asheville	75 38
												257	N	Winthrop	60 59
												261	A	ETSU	76 47
												265	H	Longwood	79 76
												277	H	Appalachian St.	51 54
												292	H	Ga. Southern	57 70
												303	H	Presbyterian	67 60
												329	H	Mercer	77 49
												337	H	Western Caro.	76 63
LAST 10 Division I															
				190	H	Furman	66 62					329	H	Mercer	77 49
				152	H	UNC Greensboro	66 61					145	H	Samford	58 74
				337	H	Western Caro.	76 63					117	A	Kansas	64 83
				261	A	ETSU	76 47					209	A	Northern Ky.	72 80
				219	A	Chattanooga	76 80					238	H	UNC Asheville	75 38

Non-Div I Games: Brevard 82 34 Erskine 100 38 UNKNOWN 89 38

Wofford

Loss, Non-Conf, S Site, H Home A Away N Neutral

Average RPI Win:	239	WON-LOST	WINNING	LAST 10	STRENGTH OF	OPP. STRENGTH	TEAM	ADJ.	CONF.	ADJ CONF.
Average RPI Loss:	143	RECORD	PCT. RANK	GAMES	SCHEDULE	OF SCHEDULE	RPI	RPI	RPI	RPI
DIV. I ONLY	11- 10	170	7-3	267	157	197	197	21	21	
DIV. I NON-CONF.	4- 6	212	0	240	55	204	204	19	19	
TOTALS	RPI 1-25	RPI 26-50	W-L RECORDS	RPI 51-100	RPI 101-150	RPI 150+				
11- 10	0- 0	0- 0	OVERALL	0- 3	1- 4	10- 3				
5- 3	0- 0	0- 0	HOME	0- 0	0- 2	5- 1				
5- 5	0- 0	0- 0	AWAY	0- 3	1- 1	4- 1				
1- 2	0- 0	0- 0	NEUTRAL	0- 0	0- 1	1- 1				
4- 6	0- 0	0- 0	NON-CONFERENCE	0- 2	0- 3	4- 1				
1- 1	0- 0	0- 0	HOME	0- 0	0- 1	1- 0				
2- 3	0- 0	0- 0	AWAY	0- 2	0- 1	2- 0				
1- 2	0- 0	0- 0	NEUTRAL	0- 0	0- 1	1- 1				
7- 4	0- 0	0- 0	CONFERENCE	0- 1	1- 1	6- 2				
4- 2	0- 0	0- 0	HOME	0- 0	0- 1	4- 1				
3- 2	0- 0	0- 0	AWAY	0- 1	1- 0	2- 1				
0- 0	0- 0	0- 0	NEUTRAL	0- 0	0- 0	0- 0				

RPI 1-25				RPI 26-50				RPI 51-100				RPI 101+				Team's RPI: 197	
RPI	S	Opponent	Score	RPI	S	Opponent	Score	RPI	S	Opponent	Score	RPI	S	Opponent	Score		
								52	A	IUPUI	60	80	112	A	UT Arlington	62	68
								56	A	Iowa St.	71	79	117	N	Kansas	63	74
								62	A	UCF	53	69	121	H	Abilene Christian	64	83
													135	A	Green Bay	70	58
													135	H	Green Bay	59	68
													195	H	Cleveland St.	78	62
													199	H	CSU Bakersfield	65	60
													209	A	Northern Ky.	63	55
													215	A	SMU	69	61
													228	H	Youngstown St.	91	41
													240	A	Milwaukee	58	60
													240	H	Milwaukee	67	77
													241	A	Xavier	86	74
													269	N	Loyola Maryland	66	51
													281	H	Oakland	85	66
													291	N	St. Bonaventure	56	57
													325	H	Detroit Mercy	67	61
													335	A	UIC	58	43
LAST 10 Division I																	
240	H	Milwaukee	67	77	52	A	IUPUI	60	80								
135	H	Green Bay	59	68	335	A	UIC	58	43								
281	H	Oakland	85	66	228	H	Youngstown St.	91	41								
325	H	Detroit Mercy	67	61	195	H	Cleveland St.	78	62								
209	A	Northern Ky.	63	55	135	A	Green Bay	70	58								

Non-Div I Games: Marian (IN) 64 60

Wright St.

■ Loss,
■ Non-Conf,
■ S Site,
■ H Home
■ A Away
N Neutral

Wyoming

Through Games Of Feb. 2, 2020

Average RPI Win:	239	WON-LOST	WINNING	LAST 10	STRENGTH OF	OPP. STRENGTH	TEAM	ADJ.	CONF.	ADJ CONF.
Average RPI Loss:	155	RECORD	PCT. RANK	GAMES	SCHEDULE	OF SCHEDULE	RPI	RPI	RPI	RPI
DIV. I ONLY	10- 9	161	5-5	217	225	191	191	17	17	
DIV. I NON-CONF.	3- 5	224	0-1	217	216	258	258	24	24	
TOTALS	RPI 1-25	RPI 26-50	W-L RECORDS	RPI 51-100	RPI 101-150	RPI 150+				
10- 9	0- 1	0- 1	OVERALL	0- 2	2- 0	8- 5				
6- 4	0- 1	0- 1	HOME	0- 0	2- 0	4- 2				
4- 5	0- 0	0- 0	AWAY	0- 2	0- 0	4- 3				
0- 0	0- 0	0- 0	NEUTRAL	0- 0	0- 0	0- 0				
3- 5	0- 1	0- 1	NON-CONFERENCE	0- 1	0- 0	3- 2				
2- 3	0- 1	0- 1	HOME	0- 0	0- 0	2- 1				
1- 2	0- 0	0- 0	AWAY	0- 1	0- 0	1- 1				
0- 0	0- 0	0- 0	NEUTRAL	0- 0	0- 0	0- 0				
7- 4	0- 0	0- 0	CONFERENCE	0- 1	2- 0	5- 3				
4- 1	0- 0	0- 0	HOME	0- 0	2- 0	2- 1				
3- 3	0- 0	0- 0	AWAY	0- 1	0- 0	3- 2				
0- 0	0- 0	0- 0	NEUTRAL	0- 0	0- 0	0- 0				

RPI 1-25				RPI 26-50				RPI 51-100				RPI 101+ Team's RPI: 191			
RPI	S	Opponent	Score	RPI	S	Opponent	Score	RPI	S	Opponent	Score	RPI	S	Opponent	Score
6	H	Gonzaga	54 65	48	H	Colorado	56 66	68	A	South Dakota St.	40 67	101	H	Boise St.	73 68
								70	A	Fresno St.	59 89	136	H	San Jose St.	80 45
												172	H	Saint Mary's (CA)	69 67
												184	A	UNLV	53 65
												204	A	New Mexico	73 66
												221	H	Northern Colo.	44 46
												242	A	San Diego St.	60 67
												242	H	San Diego St.	81 67
												270	H	Colorado St.	49 56
												287	A	North Dakota St.	66 57
												288	A	Denver	57 71
												289	H	Nevada	83 59
												294	A	Utah St.	65 54
												314	A	Air Force	65 63
												351	H	Mississippi Val.	95 22
LAST 10 Division I															
136	H	San Jose St.	80 45	184	A	UNLV	53 65								
294	A	Utah St.	65 54	242	A	San Diego St.	60 67								
242	H	San Diego St.	81 67	270	H	Colorado St.	49 56								
70	A	Fresno St.	59 89	101	H	Boise St.	73 68								
289	H	Nevada	83 59	6	H	Gonzaga	54 65								

Non-Div I Games: Colo. Christian 70 31

Wyoming

■ Loss,
 ■ Non-Conf, S Site,
 ■ Home
 ■ Away
 N Neutral

Average RPI Win:	172	WON-LOST	WINNING	LAST 10	STRENGTH OF	OPP. STRENGTH	TEAM	ADJ.	CONF.	ADJ CONF.
Average RPI Loss:	91	RECORD	PCT. RANK	GAMES	SCHEDULE	OF SCHEDULE	RPI	RPI	RPI	RPI
DIV. I ONLY	2- 19	341	1-9	22	79	241	241	6	6	
DIV. I NON-CONF.	1- 10	329	0	24	113	247	247	6	6	
TOTALS	RPI 1-25	RPI 26-50	W-L RECORDS	RPI 51-100	RPI 101-150	RPI 150+				
2- 19	0- 2	0- 4	OVERALL	0- 8	1- 3	1- 2				
1- 9	0- 1	0- 3	HOME	0- 3	1- 0	0- 2				
1- 8	0- 0	0- 1	AWAY	0- 5	0- 2	1- 0				
0- 2	0- 1	0- 0	NEUTRAL	0- 0	0- 1	0- 0				
1- 10	0- 1	0- 1	NON-CONFERENCE	0- 4	1- 2	0- 2				
1- 4	0- 0	0- 1	HOME	0- 1	1- 0	0- 2				
0- 4	0- 0	0- 0	AWAY	0- 3	0- 1	0- 0				
0- 2	0- 1	0- 0	NEUTRAL	0- 0	0- 1	0- 0				
1- 9	0- 1	0- 3	CONFERENCE	0- 4	0- 1	1- 0				
0- 5	0- 1	0- 2	HOME	0- 2	0- 0	0- 0				
1- 4	0- 0	0- 1	AWAY	0- 2	0- 1	1- 0				
0- 0	0- 0	0- 0	NEUTRAL	0- 0	0- 0	0- 0				

RPI 1-25				RPI 26-50				RPI 51-100				RPI 101+ Team's RPI: 241			
RPI	S	Opponent	Score	RPI	S	Opponent	Score	RPI	S	Opponent	Score	RPI	S	Opponent	Score
15	N	Northwestern	59 79	31	A	Creighton	55 62	53	A	Temple	65 78	104	H	Utah	70 63
20	H	DePaul	68 91	36	H	Marquette	60 80	75	H	Seton Hall	61 83	119	N	Florida	64 67
				48	H	Colorado	53 62	76	A	Ball St.	49 70	131	A	Providence	48 60
				49	H	St. John's (NY)	67 75	86	A	Rider	57 64	147	A	Robert Morris	57 71
								89	A	Villanova	54 66	197	H	Wright St.	74 86
								90	H	Cincinnati	78 85	239	A	Georgetown	85 64
								94	A	Butler	61 63	278	H	Eastern Ky.	55 56
								94	H	Butler	70 78				
LAST 10 Division I															
				94	A	Butler	61 63	89	A	Villanova	54 66				
				131	A	Providence	48 60	239	A	Georgetown	85 64				
				31	A	Creighton	55 62	94	H	Butler	70 78				
				36	H	Marquette	60 80	75	H	Seton Hall	61 83				
				20	H	DePaul	68 91	49	H	St. John's (NY)	67 75				

Non-Div I Games:

Xavier

■ Loss,
 ■ Non-Conf,
 ■ S Site,
 ■ H Home
 ■ A Away
 N Neutral

Average RPI Win:	190	WON-LOST	WINNING	LAST 10	STRENGTH OF	OPP. STRENGTH	TEAM	ADJ.	CONF.	ADJ CONF.
Average RPI Loss:	46	RECORD	PCT. RANK	GAMES	SCHEDULE	OF SCHEDULE	RPI	RPI	RPI	RPI
DIV. I ONLY	14- 3	23	9-1	93	168	35	35	8	8	
DIV. I NON-CONF.	10- 3	58	5-1	93	185	50	50	8	8	
TOTALS	RPI 1-25	RPI 26-50	W-L RECORDS	RPI 51-100	RPI 101-150	RPI 150+				
14- 3	0- 1	0- 1	OVERALL	2- 1	3- 0	9- 0				
6- 1	0- 0	0- 1	HOME	0- 0	1- 0	5- 0				
7- 2	0- 1	0- 0	AWAY	1- 1	2- 0	4- 0				
1- 0	0- 0	0- 0	NEUTRAL	1- 0	0- 0	0- 0				
10- 3	0- 1	0- 1	NON-CONFERENCE	2- 1	2- 0	6- 0				
5- 1	0- 0	0- 1	HOME	0- 0	1- 0	4- 0				
4- 2	0- 1	0- 0	AWAY	1- 1	1- 0	2- 0				
1- 0	0- 0	0- 0	NEUTRAL	1- 0	0- 0	0- 0				
4- 0	0- 0	0- 0	CONFERENCE	0- 0	1- 0	3- 0				
1- 0	0- 0	0- 0	HOME	0- 0	0- 0	1- 0				
3- 0	0- 0	0- 0	AWAY	0- 0	1- 0	2- 0				
0- 0	0- 0	0- 0	NEUTRAL	0- 0	0- 0	0- 0				

RPI 1-25				RPI 26-50				Team's RPI: 35				RPI 51-100				RPI 101+			
RPI	S	Opponent	Score	RPI	S	Opponent	Score	RPI	S	Opponent	Score	RPI	S	Opponent	Score	RPI	S	Opponent	Score
7	A	UCLA	65 100	49	H	St. John's (NY)	66 80	58	A	North Carolina	66 63	130	A	Northeastern	78 63				
								70	N	Fresno St.	87 67	131	H	Providence	82 79				
								83	A	Colgate	67 70	140	A	Cornell	74 67				
												165	H	Quinnipiac	63 59				
												173	A	Columbia	85 60				
												203	A	UMass Lowell	67 59				
												224	A	Brown	73 40				
												224	H	Brown	79 72				
												262	A	LMU (CA)	81 65				
												268	H	Wagner	87 68				
												282	H	Sacred Heart	87 40				
												329	H	Mercer	68 60				
LAST 10 Division I																			
140	A	Cornell	74 67	268	H	Wagner	87 68												
173	A	Columbia	85 60	58	A	North Carolina	66 63												
224	A	Brown	73 40	282	H	Sacred Heart	87 40												
224	H	Brown	79 72	49	H	St. John's (NY)	66 80												
329	H	Mercer	68 60	262	A	LMU (CA)	81 65												

Non-Div I Games:

Yale

■ Loss,
 ■ Non-Conf,
 S Site,
 ■ Home
 ■ Away
 N Neutral

Average RPI Win:	255	WON-LOST	WINNING	LAST 10	STRENGTH OF	OPP. STRENGTH	TEAM	ADJ.	CONF.	ADJ CONF.
Average RPI Loss:	166	RECORD	PCT. RANK	GAMES	SCHEDULE	OF SCHEDULE	RPI	RPI	RPI	RPI
DIV. I ONLY	9- 11	205	3-7	268	250	228	228	21	21	
DIV. I NON-CONF.	5- 4	140	0	236	225	163	163	19	19	
TOTALS	RPI 1-25	RPI 26-50	W-L RECORDS	RPI 51-100	RPI 101-150	RPI 150+				
9- 11	0- 1	0- 0	OVERALL	1- 1	0- 3	8- 6				
5- 3	0- 0	0- 0	HOME	1- 0	0- 2	4- 1				
4- 8	0- 1	0- 0	AWAY	0- 1	0- 1	4- 5				
0- 0	0- 0	0- 0	NEUTRAL	0- 0	0- 0	0- 0				
5- 4	0- 1	0- 0	NON-CONFERENCE	0- 0	0- 2	5- 1				
3- 1	0- 0	0- 0	HOME	0- 0	0- 1	3- 0				
2- 3	0- 1	0- 0	AWAY	0- 0	0- 1	2- 1				
0- 0	0- 0	0- 0	NEUTRAL	0- 0	0- 0	0- 0				
4- 7	0- 0	0- 0	CONFERENCE	1- 1	0- 1	3- 5				
2- 2	0- 0	0- 0	HOME	1- 0	0- 1	1- 1				
2- 5	0- 0	0- 0	AWAY	0- 1	0- 0	2- 4				
0- 0	0- 0	0- 0	NEUTRAL	0- 0	0- 0	0- 0				

RPI S	Opponent	Score	RPI S	Opponent	Score	RPI S	Opponent	Score	RPI S	Opponent	Score	Team's RPI: 228
14	A Indiana	56 93				52	A IUPUI	69 77	110	H Kent St.	73 82	
						52	H IUPUI	75 73	135	H Green Bay	63 70	
									147	A Robert Morris	43 58	
									168	H Eastern Mich.	79 77	
									195	A Cleveland St.	52 60	
									196	A Akron	62 91	
									197	A Wright St.	41 91	
									209	A Northern Ky.	56 75	
									240	H Milwaukee	62 74	
									247	A Saint Francis (PA)	56 46	
									268	H Wagner	64 42	
									278	A Eastern Ky.	72 63	
									281	A Oakland	79 74	
									325	A Detroit Mercy	62 47	
									335	A UIC	53 59	
									335	H UIC	77 65	
									341	H Canisius	87 59	
LAST 10 Division I												
52	A IUPUI	69 77	281	A Oakland	79 74							
335	A UIC	53 59	195	A Cleveland St.	52 60							
240	H Milwaukee	62 74	197	A Wright St.	41 91							
135	H Green Bay	63 70	209	A Northern Ky.	56 75							
325	A Detroit Mercy	62 47	335	H UIC	77 65							

Non-Div I Games: Lake Erie 83 48 Muskingum 92 46

Youngstown St.

Loss, Non-Conf, S Site, H Home A Away N Neutral