

Average RPI Win:	277	WON-LOST	WINNING	LAST 10	STRENGTH OF	OPP. STRENGTH	TEAM	ADJ.	CONF.	ADJ CONF.
Average RPI Loss:	164	RECORD	PCT. RANK	GAMES	SCHEDULE	OF SCHEDULE	RPI	RPI	RPI	RPI
DIV. I ONLY	7- 8	196	1- 0	301	285	260	260	26	26	
DIV. I NON-CONF.	2- 5	264	0- 0	282	203	294	294	23	23	
TOTALS	RPI 1-25	RPI 26-50	W-L RECORDS	RPI 51-100	RPI 101-150	RPI 150+				
7- 8	0- 0	0- 0	OVERALL	0- 1	0- 1	7- 6				
3- 4	0- 0	0- 0	HOME	0- 0	0- 0	3- 4				
3- 3	0- 0	0- 0	AWAY	0- 1	0- 1	3- 1				
1- 1	0- 0	0- 0	NEUTRAL	0- 0	0- 0	1- 1				
2- 5	0- 0	0- 0	NON-CONFERENCE	0- 0	0- 1	2- 4				
0- 3	0- 0	0- 0	HOME	0- 0	0- 0	0- 3				
1- 1	0- 0	0- 0	AWAY	0- 0	0- 1	1- 0				
1- 1	0- 0	0- 0	NEUTRAL	0- 0	0- 0	1- 1				
5- 3	0- 0	0- 0	CONFERENCE	0- 1	0- 0	5- 2				
3- 1	0- 0	0- 0	HOME	0- 0	0- 0	3- 1				
2- 2	0- 0	0- 0	AWAY	0- 1	0- 0	2- 1				
0- 0	0- 0	0- 0	NEUTRAL	0- 0	0- 0	0- 0				

RPI 1-25				RPI 26-50				RPI 51-100				RPI 101+ Team's RPI: 260					
RPI	S	Opponent	Score	RPI	S	Opponent	Score	RPI	S	Opponent	Score	RPI	S	Opponent	Score		
								72	A	Lamar University	58	76	142	A	Texas Tech	61	78
													159	H	Abilene Christian	68	72
													161	H	New Mexico St.	65	67
													175	H	Texas St.	53	60
													191	A	Nicholls St.	55	85
													198	N	Prairie View	59	67
													207	H	Sam Houston St.	76	61
													210	A	UTRGV	59	49
													210	H	UTRGV	57	70
													242	N	Louisiana	64	63
													292	A	Central Ark.	73	65
													312	H	New Orleans	57	51
													335	H	Northwestern St.	79	55
													339	A	Houston Baptist	70	56
LAST 12 Division I GAMES:																	
339	A	Houston Baptist	70	56	72	A	Lamar University	58	76								
159	H	Abilene Christian	68	72	292	A	Central Ark.	73	65								
191	A	Nicholls St.	55	85	161	H	New Mexico St.	65	67								
312	H	New Orleans	57	51	210	H	UTRGV	57	70								
207	H	Sam Houston St.	76	61	198	N	Prairie View	59	67								
335	H	Northwestern St.	79	55	242	N	Louisiana	64	63								

Average RPI Win:	275	WON-LOST	WINNING	LAST 10	STRENGTH OF	OPP. STRENGTH	TEAM	ADJ.	CONF.	ADJ CONF.
Average RPI Loss:	132	RECORD	PCT. RANK	GAMES	SCHEDULE	OF SCHEDULE	RPI	RPI	RPI	RPI
DIV. I ONLY	10- 6	107	1- 0	286	284	159	159	26	26	
DIV. I NON-CONF.	3- 4	199	0- 0	140	165	144	144	23	23	
TOTALS	RPI 1-25	RPI 26-50	W-L RECORDS	RPI 51-100	RPI 101-150	RPI 150+				
10- 6	0- 0	0- 0	OVERALL	0- 3	0- 1	10- 2				
2- 2	0- 0	0- 0	HOME	0- 2	0- 0	2- 0				
7- 4	0- 0	0- 0	AWAY	0- 1	0- 1	7- 2				
1- 0	0- 0	0- 0	NEUTRAL	0- 0	0- 0	1- 0				
3- 4	0- 0	0- 0	NON-CONFERENCE	0- 2	0- 1	3- 1				
0- 1	0- 0	0- 0	HOME	0- 1	0- 0	0- 0				
2- 3	0- 0	0- 0	AWAY	0- 1	0- 1	2- 1				
1- 0	0- 0	0- 0	NEUTRAL	0- 0	0- 0	1- 0				
7- 2	0- 0	0- 0	CONFERENCE	0- 1	0- 0	7- 1				
2- 1	0- 0	0- 0	HOME	0- 1	0- 0	2- 0				
5- 1	0- 0	0- 0	AWAY	0- 0	0- 0	5- 1				
0- 0	0- 0	0- 0	NEUTRAL	0- 0	0- 0	0- 0				

RPI 1-25				RPI 26-50				RPI 51-100				RPI 101+				Team's RPI: 159	
RPI	S	Opponent	Score	RPI	S	Opponent	Score	RPI	S	Opponent	Score	RPI	S	Opponent	Score		
								61	H	Arkansas	68	80	142	A	Texas Tech	54	105
								63	H	SFA	55	71	160	A	Tulsa	63	75
								92	A	FGCU	65	81	161	A	New Mexico St.	58	46
												207	A	Sam Houston St.	91	79	
												247	N	Texas Southern	81	39	
												260	A	A&M-Corpus Christi	72	68	
												274	A	Southeastern La.	71	74	
												279	A	UTEP	70	69	
												292	H	Central Ark.	77	70	
												312	A	New Orleans	59	52	
												314	H	McNeese	109	52	
												335	A	Northwestern St.	72	63	
												339	A	Houston Baptist	72	62	
LAST 12 Division I GAMES:																	
260	A	A&M-Corpus Christi	72	68	314	H	McNeese	109	52								
292	H	Central Ark.	77	70	207	A	Sam Houston St.	91	79								
63	H	SFA	55	71	312	A	New Orleans	59	52								
335	A	Northwestern St.	72	63	142	A	Texas Tech	54	105								
339	A	Houston Baptist	72	62	92	A	FGCU	65	81								
274	A	Southeastern La.	71	74	61	H	Arkansas	68	80								

Non-Div I Games: Eastern N.M. 78 46 Southwest (NM) 90 47 Howard Payne 98 43 Schreiner 90 43 Abilene Christian

Average RPI Win:	257	WON-LOST	WINNING	LAST 10	STRENGTH OF	OPP. STRENGTH	TEAM	ADJ.	CONF.	ADJ CONF.
Average RPI Loss:	149	RECORD	PCT. RANK	GAMES	SCHEDULE	OF SCHEDULE	RPI	RPI	RPI	RPI
DIV. I ONLY	7- 13	252	0- 1	192	197	250	250	15	15	
DIV. I NON-CONF.	3- 7	256	0- 0	109	256	219	219	13	13	
TOTALS	RPI 1-25	RPI 26-50	W-L RECORDS	RPI 51-100	RPI 101-150	RPI 150+				
7- 13	0- 1	0- 1	OVERALL	0- 2	1- 1	6- 8				
6- 3	0- 0	0- 0	HOME	0- 0	1- 0	5- 3				
1- 10	0- 1	0- 1	AWAY	0- 2	0- 1	1- 5				
0- 0	0- 0	0- 0	NEUTRAL	0- 0	0- 0	0- 0				
3- 7	0- 1	0- 0	NON-CONFERENCE	0- 1	1- 1	2- 4				
2- 2	0- 0	0- 0	HOME	0- 0	1- 0	1- 2				
1- 5	0- 1	0- 0	AWAY	0- 1	0- 1	1- 2				
0- 0	0- 0	0- 0	NEUTRAL	0- 0	0- 0	0- 0				
4- 6	0- 0	0- 1	CONFERENCE	0- 1	0- 0	4- 4				
4- 1	0- 0	0- 0	HOME	0- 0	0- 0	4- 1				
0- 5	0- 0	0- 1	AWAY	0- 1	0- 0	0- 3				
0- 0	0- 0	0- 0	NEUTRAL	0- 0	0- 0	0- 0				

RPI 1-25				RPI 26-50				RPI 51-100				RPI 101+ Team's RPI: 250			
RPI	S	Opponent	Score	RPI	S	Opponent	Score	RPI	S	Opponent	Score	RPI	S	Opponent	Score
4	A	Oregon	36 82	37	A	New Mexico	57 78	57	A	Boise St.	48 79	116	H	Northern Colo.	69 57
								76	A	Northeastern	41 54	139	A	Minnesota	50 67
												166	A	Portland	60 79
												169	A	Denver	66 92
												194	H	George Mason	71 78
												195	H	Utah St.	44 48
												212	A	UNLV	56 66
												217	H	Navy	47 54
												222	A	Colorado St.	48 55
												222	H	Colorado St.	63 48
												240	H	Nevada	79 74
												251	A	San Diego St.	61 70
												251	H	San Diego St.	75 66
												300	A	Army West Point	71 60
												326	H	San Jose St.	88 77
												343	H	Fairleigh Dickinson	85 37
LAST 12 Division I GAMES:															
222	A	Colorado St.	48 55	251	A	San Diego St.	61 70								
251	H	San Diego St.	75 66	222	H	Colorado St.	63 48								
326	H	San Jose St.	88 77	195	H	Utah St.	44 48								
57	A	Boise St.	48 79	37	A	New Mexico	57 78								
240	H	Nevada	79 74	4	A	Oregon	36 82								
212	A	UNLV	56 66	166	A	Portland	60 79								

Non-Div I Games: Western St. 72 54

Air Force

■ Loss,
 ■ Non-Conf, S Site,
 ■ Home
 ■ Away
 N Neutral

Average RPI Win:	255	WON-LOST	WINNING	LAST 10	STRENGTH OF	OPP. STRENGTH	TEAM	ADJ.	CONF.	ADJ CONF.
Average RPI Loss:	82	RECORD	PCT. RANK	GAMES	SCHEDULE	OF SCHEDULE	RPI	RPI	RPI	RPI
DIV. I ONLY	11- 7	114	0- 1	236	154	150	150	8	8	
DIV. I NON-CONF.	8- 2	52	0- 0	334	266	171	171	8	8	
TOTALS	RPI 1-25	RPI 26-50	W-L RECORDS	RPI 51-100	RPI 101-150	RPI 150+				
11- 7	0- 1	0- 2	OVERALL	1- 2	0- 1	10- 1				
5- 2	0- 0	0- 1	HOME	1- 0	0- 0	4- 1				
2- 5	0- 1	0- 1	AWAY	0- 2	0- 1	2- 0				
4- 0	0- 0	0- 0	NEUTRAL	0- 0	0- 0	4- 0				
8- 2	0- 0	0- 1	NON-CONFERENCE	0- 0	0- 1	8- 0				
3- 1	0- 0	0- 1	HOME	0- 0	0- 0	3- 0				
1- 1	0- 0	0- 0	AWAY	0- 0	0- 1	1- 0				
4- 0	0- 0	0- 0	NEUTRAL	0- 0	0- 0	4- 0				
3- 5	0- 1	0- 1	CONFERENCE	1- 2	0- 0	2- 1				
2- 1	0- 0	0- 0	HOME	1- 0	0- 0	1- 1				
1- 4	0- 1	0- 1	AWAY	0- 2	0- 0	1- 0				
0- 0	0- 0	0- 0	NEUTRAL	0- 0	0- 0	0- 0				

RPI 1-25				RPI 26-50				RPI 51-100				RPI 101+ Team's RPI: 150			
RPI	S	Opponent	Score	RPI	S	Opponent	Score	RPI	S	Opponent	Score	RPI	S	Opponent	Score
21	A	Central Mich.	71 94	26	A	Buffalo	72 91	74	A	Kent St.	58 73	125	A	Youngstown St.	61 72
				41	H	Butler	47 63	84	H	Toledo	70 64	190	H	Eastern Mich.	60 72
								100	A	Northern Ill.	59 70	206	H	St. Bonaventure	67 58
												220	H	Bowling Green	74 71
												255	A	N.C. A&T	49 36
												270	H	Canisius	62 53
												279	N	UTEP	64 57
												280	N	Northern Ky.	77 60
												282	A	Western Mich.	72 59
												302	N	Jackson St.	74 57
												310	N	Oakland	85 65
												322	H	Eastern Ky.	63 54
LAST 12 Division I GAMES:															
74	A	Kent St.	58 73	282	A	Western Mich.	72 59								
84	H	Toledo	70 64	21	A	Central Mich.	71 94								
26	A	Buffalo	72 91	279	N	UTEP	64 57								
100	A	Northern Ill.	59 70	302	N	Jackson St.	74 57								
190	H	Eastern Mich.	60 72	270	H	Canisius	62 53								
220	H	Bowling Green	74 71	41	H	Butler	47 63								

Non-Div I Games: Malone 63 44

Akron

■ Loss,
 ■ Non-Conf,
 ■ S Site,
 ■ H Home
 ■ A Away
 N Neutral

Alabama

Through Games Of Feb. 2, 2019

Average RPI Win:	170	WON-LOST	WINNING	LAST 10	STRENGTH OF	OPP. STRENGTH	TEAM	ADJ.	CONF.	ADJ CONF.
Average RPI Loss:	68	RECORD	PCT. RANK	GAMES	SCHEDULE	OF SCHEDULE	RPI	RPI	RPI	RPI
DIV. I ONLY	11- 10	158	0- 1	48	69	111	111	5	5	
DIV. I NON-CONF.	8- 5	120	0- 1	105	126	111	111	5	5	
TOTALS	RPI 1-25	RPI 26-50	W-L RECORDS	RPI 51-100	RPI 101-150	RPI 150+				
11- 10	0- 3	1- 1	OVERALL	1- 3	3- 1	6- 2				
8- 3	0- 0	1- 0	HOME	1- 2	1- 1	5- 0				
2- 4	0- 2	0- 1	AWAY	0- 1	1- 0	1- 0				
1- 3	0- 1	0- 0	NEUTRAL	0- 0	1- 0	0- 2				
8- 5	0- 1	1- 1	NON-CONFERENCE	0- 0	2- 1	5- 2				
6- 1	0- 0	1- 0	HOME	0- 0	1- 1	4- 0				
1- 1	0- 0	0- 1	AWAY	0- 0	0- 0	1- 0				
1- 3	0- 1	0- 0	NEUTRAL	0- 0	1- 0	0- 2				
3- 5	0- 2	0- 0	CONFERENCE	1- 3	1- 0	1- 0				
2- 2	0- 0	0- 0	HOME	1- 2	0- 0	1- 0				
1- 3	0- 2	0- 0	AWAY	0- 1	1- 0	0- 0				
0- 0	0- 0	0- 0	NEUTRAL	0- 0	0- 0	0- 0				

RPI 1-25				RPI 26-50				RPI 51-100				RPI 101+ Team's RPI: 111			
RPI	S	Opponent	Score	RPI	S	Opponent	Score	RPI	S	Opponent	Score	RPI	S	Opponent	Score
17	A	South Carolina	59 62	28	A	Utah	62 72	51	H	Auburn	56 66	105	N	Virginia	64 52
20	A	Texas A&M	43 70	45	H	Clemson	76 56	56	H	Tennessee	86 65	108	H	South Alabama	67 72
24	N	Miami (FL)	74 101					58	H	LSU	56 62	109	A	Georgia	58 53
								61	A	Arkansas	61 72	122	H	Tulane	69 58
												154	N	Louisiana Tech	62 79
												160	N	Tulsa	73 80
												181	H	Grambling	73 55
												203	A	SMU	62 61
												208	H	Florida	74 67
												230	H	Stetson	59 47
												274	H	Southeastern La.	88 40
												335	H	Northwestern St.	87 73
LAST 12 Division I GAMES:															
154	N	Louisiana Tech	62 79	51	H	Auburn	56 66								
109	A	Georgia	58 53	17	A	South Carolina	59 62								
61	A	Arkansas	61 72	208	H	Florida	74 67								
58	H	LSU	56 62	24	N	Miami (FL)	74 101								
56	H	Tennessee	86 65	105	N	Virginia	64 52								
20	A	Texas A&M	43 70	335	H	Northwestern St.	87 73								

Non-Div I Games:

Alabama

■ Loss,
 ■ Non-Conf,
 ■ S Site,
 ■ H Home
 ■ A Away
 N Neutral

Average RPI Win:	296	WON-LOST	WINNING	LAST 10	STRENGTH OF	OPP. STRENGTH	TEAM	ADJ.	CONF.	ADJ CONF.
Average RPI Loss:	203	RECORD	PCT. RANK	GAMES	SCHEDULE	OF SCHEDULE	RPI	RPI	RPI	RPI
DIV. I ONLY	9- 10	188	0- 1	348	320	299	299	29	29	
DIV. I NON-CONF.	5- 6	177	0- 0	312	320	269	269	27	27	
TOTALS	RPI 1-25	RPI 26-50	W-L RECORDS	RPI 51-100	RPI 101-150	RPI 150+				
9- 10	0- 0	0- 0	OVERALL	0- 1	0- 1	9- 8				
4- 5	0- 0	0- 0	HOME	0- 0	0- 0	4- 5				
4- 5	0- 0	0- 0	AWAY	0- 1	0- 1	4- 3				
1- 0	0- 0	0- 0	NEUTRAL	0- 0	0- 0	1- 0				
5- 6	0- 0	0- 0	NON-CONFERENCE	0- 1	0- 1	5- 4				
2- 2	0- 0	0- 0	HOME	0- 0	0- 0	2- 2				
2- 4	0- 0	0- 0	AWAY	0- 1	0- 1	2- 2				
1- 0	0- 0	0- 0	NEUTRAL	0- 0	0- 0	1- 0				
4- 4	0- 0	0- 0	CONFERENCE	0- 0	0- 0	4- 4				
2- 3	0- 0	0- 0	HOME	0- 0	0- 0	2- 3				
2- 1	0- 0	0- 0	AWAY	0- 0	0- 0	2- 1				
0- 0	0- 0	0- 0	NEUTRAL	0- 0	0- 0	0- 0				

RPI 1-25			RPI 26-50			RPI 51-100			RPI 101+ Team's RPI: 299		
RPI	S	Opponent	Score	RPI	S	Opponent	Score	RPI	S	Opponent	Score
						93 A Kansas	54 65	141 A UAB		47 82	
								179 H Southern U.		50 54	
								181 H Grambling		51 63	
								189 A Illinois		60 88	
								198 A Prairie View		65 77	
								215 N Jacksonville		65 60	
								219 H Alabama St.		46 60	
								223 H Jacksonville St.		48 55	
								274 H Southeastern La.		51 48	
								281 A North Florida		63 62	
								283 A Austin Peay		58 75	
								288 A Murray St.		59 53	
								290 H Tennessee St.		67 57	
								302 H Jackson St.		58 55	
								320 A Mississippi Val.		80 60	
								324 H Lipscomb		58 62	
								345 A Ark.-Pine Bluff		78 52	
								350 H Alcorn		87 69	
LAST 12 Division I GAMES:											
198 A		Prairie View	65 77	181 H		Grambling	51 63				
350 H		Alcorn	87 69	302 H		Jackson St.	58 55				
179 H		Southern U.	50 54	215 N		Jacksonville	65 60				
219 H		Alabama St.	46 60	281 A		North Florida	63 62				
345 A		Ark.-Pine Bluff	78 52	274 H		Southeastern La.	51 48				
320 A		Mississippi Val.	80 60	223 H		Jacksonville St.	48 55				

Non-Div I Games:

Alabama A&M

■ Loss,
 ■ Non-Conf, S Site,
 ■ Home
 ■ Away
 N Neutral

Average RPI Win:	287	WON-LOST	WINNING	LAST 10	STRENGTH OF	OPP. STRENGTH	TEAM	ADJ.	CONF.	ADJ CONF.
Average RPI Loss:	130	RECORD	PCT. RANK	GAMES	SCHEDULE	OF SCHEDULE	RPI	RPI	RPI	RPI
DIV. I ONLY	6- 12	259	1- 0	142	298	219	219	29	29	
DIV. I NON-CONF.	0- 10	336	0- 0	8	204	226	226	27	27	
TOTALS	RPI 1-25	RPI 26-50	W-L RECORDS	RPI 51-100	RPI 101-150	RPI 150+				
6- 12	0- 1	0- 2	OVERALL	0- 2	0- 2	6- 5				
3- 4	0- 1	0- 0	HOME	0- 0	0- 1	3- 2				
3- 8	0- 0	0- 2	AWAY	0- 2	0- 1	3- 3				
0- 0	0- 0	0- 0	NEUTRAL	0- 0	0- 0	0- 0				
0- 10	0- 1	0- 2	NON-CONFERENCE	0- 2	0- 2	0- 3				
0- 3	0- 1	0- 0	HOME	0- 0	0- 1	0- 1				
0- 7	0- 0	0- 2	AWAY	0- 2	0- 1	0- 2				
0- 0	0- 0	0- 0	NEUTRAL	0- 0	0- 0	0- 0				
6- 2	0- 0	0- 0	CONFERENCE	0- 0	0- 0	6- 2				
3- 1	0- 0	0- 0	HOME	0- 0	0- 0	3- 1				
3- 1	0- 0	0- 0	AWAY	0- 0	0- 0	3- 1				
0- 0	0- 0	0- 0	NEUTRAL	0- 0	0- 0	0- 0				

RPI 1-25				RPI 26-50				RPI 51-100				RPI 101+ Team's RPI: 219			
RPI	S	Opponent	Score	RPI	S	Opponent	Score	RPI	S	Opponent	Score	RPI	S	Opponent	Score
17	H	South Carolina	38 94	30	A	Kentucky	35 87	51	A	Auburn	50 83	108	A	South Alabama	65 77
				43	A	Georgia Tech	42 69	95	A	Troy	46 116	141	H	UAB	47 62
												155	A	North Ala.	42 68
												163	A	Xavier	58 87
												179	H	Southern U.	78 61
												181	H	Grambling	72 80
												247	A	Texas Southern	58 51
												258	H	Samford	51 60
												299	A	Alabama A&M	60 46
												302	H	Jackson St.	74 67
												320	A	Mississippi Val.	62 64
												345	A	Ark.-Pine Bluff	58 56
												350	H	Alcorn	76 63
LAST 12 Division I GAMES:															
247	A	Texas Southern	58 51	302	H	Jackson St.	74 67								
179	H	Southern U.	78 61	181	H	Grambling	72 80								
350	H	Alcorn	76 63	51	A	Auburn	50 83								
299	A	Alabama A&M	60 46	163	A	Xavier	58 87								
320	A	Mississippi Val.	62 64	141	H	UAB	47 62								
345	A	Ark.-Pine Bluff	58 56	108	A	South Alabama	65 77								

Non-Div I Games: Mobile 69 63

Alabama St.

■ Loss,
 ■ Non-Conf,
 ■ S Site,
 ■ H Home
 ■ A Away
 N Neutral

Average RPI Win:	270	WON-LOST	WINNING	LAST 10	STRENGTH OF	OPP. STRENGTH	TEAM	ADJ.	CONF.	ADJ CONF.
Average RPI Loss:	184	RECORD	PCT. RANK	GAMES	SCHEDULE	OF SCHEDULE	RPI	RPI	RPI	RPI
DIV. I ONLY	9- 13	229	1- 0	251	276	238	238	23	23	
DIV. I NON-CONF.	3- 10	278	0- 0	237	308	290	290	24	24	
TOTALS	RPI 1-25	RPI 26-50	W-L RECORDS	RPI 51-100	RPI 101-150	RPI 150+				
9- 13	0- 1	0- 1	OVERALL	0- 2	0- 1	9- 8				
5- 4	0- 0	0- 0	HOME	0- 0	0- 1	5- 3				
4- 9	0- 1	0- 1	AWAY	0- 2	0- 0	4- 5				
0- 0	0- 0	0- 0	NEUTRAL	0- 0	0- 0	0- 0				
3- 10	0- 1	0- 1	NON-CONFERENCE	0- 0	0- 1	3- 7				
1- 4	0- 0	0- 0	HOME	0- 0	0- 1	1- 3				
2- 6	0- 1	0- 1	AWAY	0- 0	0- 0	2- 4				
0- 0	0- 0	0- 0	NEUTRAL	0- 0	0- 0	0- 0				
6- 3	0- 0	0- 0	CONFERENCE	0- 2	0- 0	6- 1				
4- 0	0- 0	0- 0	HOME	0- 0	0- 0	4- 0				
2- 3	0- 0	0- 0	AWAY	0- 2	0- 0	2- 1				
0- 0	0- 0	0- 0	NEUTRAL	0- 0	0- 0	0- 0				

RPI 1-25				RPI 26-50				RPI 51-100				RPI 101+ Team's RPI: 238			
RPI	S	Opponent	Score	RPI	S	Opponent	Score	RPI	S	Opponent	Score	RPI	S	Opponent	Score
14	A	Rutgers	39 65	42	A	Purdue	41 53	75	A	Maine	65 76	149	H	Marist	56 74
								97	A	Hartford	35 82	157	A	South Fla.	37 74
												162	A	Stony Brook	54 49
												209	H	Holy Cross	50 56
												239	A	Monmouth	56 64
												246	A	Binghamton	71 62
												246	H	Binghamton	61 56
												251	A	Cornell	34 48
												256	A	St. Francis Brooklyn	67 60
												263	A	Columbia	62 58
												270	H	Canisius	42 48
												271	A	Vermont	39 52
												297	H	Central Conn. St.	53 60
												301	H	UMBC	64 44
												304	H	UMass Lowell	63 56
												319	A	Lafayette	66 67
												325	H	New Hampshire	59 41
												326	H	Manhattan	60 54
LAST 12 Division I GAMES:															
246	A	Binghamton	71 62	75	A	Maine	65 76								
325	H	New Hampshire	59 41	271	A	Vermont	39 52								
97	A	Hartford	35 82	246	H	Binghamton	61 56								
162	A	Stony Brook	54 49	263	A	Columbia	62 58								
301	H	UMBC	64 44	42	A	Purdue	41 53								
304	H	UMass Lowell	63 56	256	A	St. Francis Brooklyn	67 60								

Non-Div I Games:

Albany (NY)

■ Loss,
 ■ Non-Conf, S Site,
 ■ Home
 ■ Away
 N Neutral

Average RPI Win: 284	WON-LOST	WINNING	LAST 10	STRENGTH OF	OPP. STRENGTH	TEAM	ADJ.	CONF.	ADJ CONF.
Average RPI Loss: 235	RECORD	PCT. RANK	GAMES	SCHEDULE	OF SCHEDULE	RPI	RPI	RPI	RPI
DIV. I ONLY	2- 16	335	0- 1	347	319	350	350	29	29
DIV. I NON-CONF.	0- 9	336	0- 1	305	306	350	350	27	27
TOTALS	RPI 1-25	RPI 26-50	W-L RECORDS	RPI 51-100	RPI 101-150	RPI 150+			
2- 16	0- 0	0- 0	OVERALL	0- 1	0- 1	2- 14			
2- 5	0- 0	0- 0	HOME	0- 0	0- 0	2- 5			
0- 10	0- 0	0- 0	AWAY	0- 1	0- 1	0- 8			
0- 1	0- 0	0- 0	NEUTRAL	0- 0	0- 0	0- 1			
0- 9	0- 0	0- 0	NON-CONFERENCE	0- 1	0- 1	0- 7			
0- 2	0- 0	0- 0	HOME	0- 0	0- 0	0- 2			
0- 6	0- 0	0- 0	AWAY	0- 1	0- 1	0- 4			
0- 1	0- 0	0- 0	NEUTRAL	0- 0	0- 0	0- 1			
2- 7	0- 0	0- 0	CONFERENCE	0- 0	0- 0	2- 7			
2- 3	0- 0	0- 0	HOME	0- 0	0- 0	2- 3			
0- 4	0- 0	0- 0	AWAY	0- 0	0- 0	0- 4			
0- 0	0- 0	0- 0	NEUTRAL	0- 0	0- 0	0- 0			

RPI 1-25			RPI 26-50			RPI 51-100			RPI 101+			Team's RPI: 350					
RPI	S	Opponent	Score	RPI	S	Opponent	Score	RPI	S	Opponent	Score	RPI	S	Opponent	Score		
								53	A	TCU	31	88	141	A	UAB	53	80
													161	N	New Mexico St.	64	82
													179	H	Southern U.	54	75
													181	A	Grambling	56	61
													186	A	Southern Miss.	47	66
													198	H	Prairie View	61	82
													219	A	Alabama St.	63	76
													247	H	Texas Southern	53	52
													274	H	Southeastern La.	59	77
													279	A	UTEP	51	77
													292	H	Central Ark.	46	57
													299	A	Alabama A&M	69	87
													302	A	Jackson St.	66	88
													316	A	FIU	40	75
													320	H	Mississippi Val.	73	63
													335	A	Northwestern St.	65	78
													345	H	Ark.-Pine Bluff	57	59
LAST 12 Division I GAMES:																	
				161	N	New Mexico St.	64	82		181	A	Grambling	56	61			
				179	H	Southern U.	54	75		302	A	Jackson St.	66	88			
				299	A	Alabama A&M	69	87		198	H	Prairie View	61	82			
				219	A	Alabama St.	63	76		247	H	Texas Southern	53	52			
				345	H	Ark.-Pine Bluff	57	59		53	A	TCU	31	88			
				320	H	Mississippi Val.	73	63		316	A	FIU	40	75			

Non-Div I Games: Lane 58 **70** Fisk 67 64 Rust 59 **78**

Alcorn

Loss, Non-Conf, S Site, H Home A Away N Neutral

Average RPI Win:	232	WON-LOST	WINNING	LAST 10	STRENGTH OF	OPP. STRENGTH	TEAM	ADJ.	CONF.	ADJ CONF.
Average RPI Loss:	87	RECORD	PCT. RANK	GAMES	SCHEDULE	OF SCHEDULE	RPI	RPI	RPI	RPI
DIV. I ONLY	13- 8	108	1- 0	101	192	103	103	19	19	
DIV. I NON-CONF.	4- 7	228	0- 0	76	103	170	170	22	22	
TOTALS	RPI 1-25	RPI 26-50	W-L RECORDS	RPI 51-100	RPI 101-150	RPI 150+				
13- 8	0- 1	0- 2	OVERALL	0- 1	1- 3	12- 1				
8- 1	0- 0	0- 1	HOME	0- 0	0- 0	8- 0				
5- 5	0- 0	0- 1	AWAY	0- 0	1- 3	4- 1				
0- 2	0- 1	0- 0	NEUTRAL	0- 1	0- 0	0- 0				
4- 7	0- 1	0- 1	NON-CONFERENCE	0- 1	0- 3	4- 1				
3- 1	0- 0	0- 1	HOME	0- 0	0- 0	3- 0				
1- 4	0- 0	0- 0	AWAY	0- 0	0- 3	1- 1				
0- 2	0- 1	0- 0	NEUTRAL	0- 1	0- 0	0- 0				
9- 1	0- 0	0- 1	CONFERENCE	0- 0	1- 0	8- 0				
5- 0	0- 0	0- 0	HOME	0- 0	0- 0	5- 0				
4- 1	0- 0	0- 1	AWAY	0- 0	1- 0	3- 0				
0- 0	0- 0	0- 0	NEUTRAL	0- 0	0- 0	0- 0				

RPI 1-25				RPI 26-50				RPI 51-100				RPI 101+ Team's RPI: 103			
RPI	S	Opponent	Score	RPI	S	Opponent	Score	RPI	S	Opponent	Score	RPI	S	Opponent	Score
5	N	Stanford	49 71	44	H	Ohio	67 77	92	N	FGCU	71 90	105	A	Virginia	54 57
				49	A	Bucknell	56 71					106	A	Penn St.	59 80
												127	A	High Point	61 66
												136	A	Lehigh	61 53
												160	H	Tulsa	68 52
												165	A	Boston U.	64 51
												169	A	Denver	54 83
												194	H	George Mason	86 71
												209	H	Holy Cross	70 58
												217	A	Navy	58 45
												229	A	Colgate	71 66
												229	H	Colgate	76 57
												262	A	Hawaii	69 57
												295	H	Loyola Maryland	82 38
												300	H	Army West Point	61 51
												301	H	UMBC	64 42
												319	H	Lafayette	60 45
LAST 12 Division I GAMES:															
229	A	Colgate	71 66	300	H	Army West Point	61 51								
209	H	Holy Cross	70 58	217	A	Navy	58 45								
319	H	Lafayette	60 45	229	H	Colgate	76 57								
165	A	Boston U.	64 51	49	A	Bucknell	56 71								
136	A	Lehigh	61 53	44	H	Ohio	67 77								
295	H	Loyola Maryland	82 38	127	A	High Point	61 66								

Non-Div I Games:

American

■ Loss,
 ■ Non-Conf, S Site,
 ■ Home
 ■ Away
 N Neutral

Appalachian St.

Through Games Of Feb. 2, 2019

Average RPI Win:	218	WON-LOST	WINNING	LAST 10	STRENGTH OF	OPP. STRENGTH	TEAM	ADJ.	CONF.	ADJ CONF.
Average RPI Loss:	114	RECORD	PCT. RANK	GAMES	SCHEDULE	OF SCHEDULE	RPI	RPI	RPI	RPI
DIV. I ONLY	11- 9	143	1- 0	126	180	137	137	13	13	
DIV. I NON-CONF.	6- 5	143	0- 0	175	179	141	141	15	15	
TOTALS	RPI 1-25	RPI 26-50	W-L RECORDS	RPI 51-100	RPI 101-150	RPI 150+				
11- 9	0- 1	0- 2	OVERALL	0- 2	2- 2	9- 2				
8- 2	0- 0	0- 0	HOME	0- 2	1- 0	7- 0				
3- 7	0- 1	0- 2	AWAY	0- 0	1- 2	2- 2				
0- 0	0- 0	0- 0	NEUTRAL	0- 0	0- 0	0- 0				
6- 5	0- 1	0- 2	NON-CONFERENCE	0- 0	1- 1	5- 1				
5- 0	0- 0	0- 0	HOME	0- 0	0- 0	5- 0				
1- 5	0- 1	0- 2	AWAY	0- 0	1- 1	0- 1				
0- 0	0- 0	0- 0	NEUTRAL	0- 0	0- 0	0- 0				
5- 4	0- 0	0- 0	CONFERENCE	0- 2	1- 1	4- 1				
3- 2	0- 0	0- 0	HOME	0- 2	1- 0	2- 0				
2- 2	0- 0	0- 0	AWAY	0- 0	0- 1	2- 1				
0- 0	0- 0	0- 0	NEUTRAL	0- 0	0- 0	0- 0				

RPI 1-25				RPI 26-50				RPI 51-100				RPI 101+ Team's RPI: 137			
RPI	S	Opponent	Score	RPI	S	Opponent	Score	RPI	S	Opponent	Score	RPI	S	Opponent	Score
17	A	South Carolina	50 80	43	A	Georgia Tech	53 71	82	H	Little Rock	59 74	108	H	South Alabama	71 63
				45	A	Clemson	48 87	95	H	Troy	72 83	112	A	UT Arlington	94 99
												123	A	Davidson	81 78
												141	A	UAB	61 80
												175	A	Texas St.	62 49
												183	H	Arkansas St.	75 67
												187	H	Coastal Caro.	67 53
												192	H	Elon	65 62
												225	H	Marshall	74 52
												242	A	Louisiana	55 73
												245	A	ETSU	64 95
												284	H	Wofford	94 70
												293	H	Col. of Charleston	80 66
												313	A	La.-Monroe	80 58
												317	H	UNC Greensboro	68 65
LAST 12 Division I GAMES:															
313	A	La.-Monroe	80 58	112	A	UT Arlington	94 99								
242	A	Louisiana	55 73	95	H	Troy	72 83								
82	H	Little Rock	59 74	108	H	South Alabama	71 63								
183	H	Arkansas St.	75 67	45	A	Clemson	48 87								
187	H	Coastal Caro.	67 53	284	H	Wofford	94 70								
175	A	Texas St.	62 49	17	A	South Carolina	50 80								

Non-Div I Games:

Appalachian St.

■ Loss,
 ■ Non-Conf, S Site,
 ■ Home
 ■ Away
 N Neutral

Average RPI Win:	187	WON-LOST	WINNING	LAST 10	STRENGTH OF	OPP. STRENGTH	TEAM	ADJ.	CONF.	ADJ CONF.
Average RPI Loss:	36	RECORD	PCT. RANK	GAMES	SCHEDULE	OF SCHEDULE	RPI	RPI	RPI	RPI
DIV. I ONLY	14- 7	84	0- 1	88	52	71	71	2	2	
DIV. I NON-CONF.	10- 1	17	0- 0	335	208	142	142	2	2	
TOTALS	RPI 1-25	RPI 26-50	W-L RECORDS	RPI 51-100	RPI 101-150	RPI 150+				
14- 7	2- 3	1- 3	OVERALL	1- 0	2- 1	8- 0				
9- 3	2- 1	1- 1	HOME	1- 0	1- 1	4- 0				
3- 4	0- 2	0- 2	AWAY	0- 0	1- 0	2- 0				
2- 0	0- 0	0- 0	NEUTRAL	0- 0	0- 0	2- 0				
10- 1	0- 0	0- 0	NON-CONFERENCE	1- 0	1- 1	8- 0				
6- 1	0- 0	0- 0	HOME	1- 0	1- 1	4- 0				
2- 0	0- 0	0- 0	AWAY	0- 0	0- 0	2- 0				
2- 0	0- 0	0- 0	NEUTRAL	0- 0	0- 0	2- 0				
4- 6	2- 3	1- 3	CONFERENCE	0- 0	1- 0	0- 0				
3- 2	2- 1	1- 1	HOME	0- 0	0- 0	0- 0				
1- 4	0- 2	0- 2	AWAY	0- 0	1- 0	0- 0				
0- 0	0- 0	0- 0	NEUTRAL	0- 0	0- 0	0- 0				

RPI 1-25				RPI 26-50				RPI 51-100				RPI 101+			
RPI	S	Opponent	Score	RPI	S	Opponent	Score	RPI	S	Opponent	Score	RPI	S	Opponent	Score
4	A	Oregon	60 93	28	A	Utah	64 80	73	H	Idaho St.	71 46	110	H	Loyola Marymount	64 66
5	H	Stanford	48 78	38	A	Oregon St.	64 86					138	A	Colorado	69 67
16	A	Arizona St.	47 60	48	H	UCLA	93 98					147	H	Montana	100 51
16	H	Arizona St.	51 39	50	H	Southern California	71 68					166	N	Portland	92 70
23	H	California	60 55									248	A	Long Beach St.	70 43
												251	A	San Diego St.	69 60
												266	H	Northern Ariz.	71 47
												279	H	UTEP	62 40
												296	H	South Carolina St.	73 32
												323	H	Incarnate Word	84 42
												341	N	Seattle U	84 54
LAST 12 Division I GAMES:															
16	A	Arizona St.	47 60	23	H	California	60 55								
48	H	UCLA	93 98	28	A	Utah	64 80								
50	H	Southern California	71 68	138	A	Colorado	69 67								
4	A	Oregon	60 93	16	H	Arizona St.	51 39								
38	A	Oregon St.	64 86	266	H	Northern Ariz.	71 47								
5	H	Stanford	48 78	279	H	UTEP	62 40								

Non-Div I Games:

Arizona

■ Loss,
 ■ Non-Conf,
 ■ S Site,
 ■ H Home
 ■ A Away
 N Neutral

Average RPI Win:	119	WON-LOST	WINNING	LAST 10	STRENGTH OF	OPP. STRENGTH	TEAM	ADJ.	CONF.	ADJ CONF.
Average RPI Loss:	22	RECORD	PCT. RANK	GAMES	SCHEDULE	OF SCHEDULE	RPI	RPI	RPI	RPI
DIV. I ONLY	15- 6	66	1- 0	4	19	16	16	2	2	
DIV. I NON-CONF.	9- 2	43	1- 0	53	28	25	25	2	2	
TOTALS	RPI 1-25	RPI 26-50	W-L RECORDS	RPI 51-100	RPI 101-150	RPI 150+				
15- 6	1- 4	3- 1	OVERALL	3- 1	2- 0	6- 0				
8- 3	1- 2	1- 1	HOME	1- 0	1- 0	4- 0				
5- 2	0- 1	2- 0	AWAY	1- 1	1- 0	1- 0				
2- 1	0- 1	0- 0	NEUTRAL	1- 0	0- 0	1- 0				
9- 2	0- 2	0- 0	NON-CONFERENCE	2- 0	1- 0	6- 0				
5- 1	0- 1	0- 0	HOME	0- 0	1- 0	4- 0				
2- 0	0- 0	0- 0	AWAY	1- 0	0- 0	1- 0				
2- 1	0- 1	0- 0	NEUTRAL	1- 0	0- 0	1- 0				
6- 4	1- 2	3- 1	CONFERENCE	1- 1	1- 0	0- 0				
3- 2	1- 1	1- 1	HOME	1- 0	0- 0	0- 0				
3- 2	0- 1	2- 0	AWAY	0- 1	1- 0	0- 0				
0- 0	0- 0	0- 0	NEUTRAL	0- 0	0- 0	0- 0				

RPI 1-25				Team's RPI: 16		RPI 26-50				RPI 51-100				RPI 101+			
RPI	S	Opponent	Score	RPI	S	Opponent	Score	RPI	S	Opponent	Score	RPI	S	Opponent	Score		
2	N	Louisville	56 58	28	A	Utah	65 63	55	N	Kansas St.	65 51	128	H	Fresno St.	68 52		
3	H	Baylor	59 65	38	A	Oregon St.	79 76	61	A	Arkansas	88 85	138	A	Colorado	76 70		
4	A	Oregon	71 77	48	H	UCLA	59 61	71	A	Arizona	39 51	154	H	Louisiana Tech	80 44		
5	H	Stanford	65 72	50	H	Southern California	68 59	71	H	Arizona	60 47	158	N	Southern Ill.	82 38		
23	H	California	62 61									160	H	Tulsa	70 52		

Average RPI Win:	350	WON-LOST	WINNING	LAST 10	STRENGTH OF	OPP. STRENGTH	TEAM	ADJ.	CONF.	ADJ CONF.
Average RPI Loss:	208	RECORD	PCT. RANK	GAMES	SCHEDULE	OF SCHEDULE	RPI	RPI	RPI	RPI
DIV. I ONLY	1- 10	346	0- 0	322	326	345	345	29	29	
DIV. I NON-CONF.	0- 3	336	0- 0	22	261	266	266	27	27	
TOTALS	RPI 1-25	RPI 26-50	W-L RECORDS	RPI 51-100	RPI 101-150	RPI 150+				
1- 10	0- 0	0- 1	OVERALL	0- 0	0- 1	1- 8				
0- 5	0- 0	0- 0	HOME	0- 0	0- 0	0- 5				
1- 5	0- 0	0- 1	AWAY	0- 0	0- 1	1- 3				
0- 0	0- 0	0- 0	NEUTRAL	0- 0	0- 0	0- 0				
0- 3	0- 0	0- 1	NON-CONFERENCE	0- 0	0- 1	0- 1				
0- 0	0- 0	0- 0	HOME	0- 0	0- 0	0- 0				
0- 3	0- 0	0- 1	AWAY	0- 0	0- 1	0- 1				
0- 0	0- 0	0- 0	NEUTRAL	0- 0	0- 0	0- 0				
1- 7	0- 0	0- 0	CONFERENCE	0- 0	0- 0	1- 7				
0- 5	0- 0	0- 0	HOME	0- 0	0- 0	0- 5				
1- 2	0- 0	0- 0	AWAY	0- 0	0- 0	1- 2				
0- 0	0- 0	0- 0	NEUTRAL	0- 0	0- 0	0- 0				

RPI S	Opponent	Score	RPI S	Opponent	Score	RPI S	Opponent	Score	RPI S	Opponent	Score	Team's RPI: 345
38	A Oregon St.	33 89							139	A Minnesota	42 84	
									179	A Southern U.	41 73	
									181	A Grambling	57 77	
									198	H Prairie View	41 80	
									219	H Alabama St.	56 58	
									247	H Texas Southern	58 59	
									261	A Wichita St.	39 76	
									299	H Alabama A&M	52 78	
									320	H Mississippi Val.	56 62	
									350	A Alcorn	59 57	
LAST 12 Division I GAMES:												
181	A Grambling	57 77	219	H Alabama St.	56 58							
198	H Prairie View	41 80	320	H Mississippi Val.	56 62							
247	H Texas Southern	58 59	139	A Minnesota	42 84							
350	A Alcorn	59 57	38	A Oregon St.	33 89							
179	A Southern U.	41 73	261	A Wichita St.	39 76							
299	H Alabama A&M	52 78										

Non-Div I Games: LeMoyne-Owen 52 43 Paul Quinn 68 52 Philander Smith 48 53 Tougaloo 68 60 Ark.-Pine Bluff

Arkansas

Through Games Of Feb. 2, 2019

Average RPI Win:	181	WON-LOST	WINNING	LAST 10	STRENGTH OF	OPP. STRENGTH	TEAM	ADJ.	CONF.	ADJ CONF.
Average RPI Loss:	49	RECORD	PCT. RANK	GAMES	SCHEDULE	OF SCHEDULE	RPI	RPI	RPI	RPI
DIV. I ONLY	16- 6	61	0- 1	110	62	61	61	5	5	
DIV. I NON-CONF.	11- 3	56	0- 0	148	106	60	60	5	5	
TOTALS	RPI 1-25	RPI 26-50	W-L RECORDS	RPI 51-100	RPI 101-150	RPI 150+				
16- 6	0- 3	0- 1	OVERALL	2- 0	3- 2	11- 0				
8- 3	0- 2	0- 0	HOME	1- 0	2- 1	5- 0				
6- 2	0- 1	0- 1	AWAY	1- 0	1- 0	4- 0				
2- 1	0- 0	0- 0	NEUTRAL	0- 0	0- 1	2- 0				
11- 3	0- 2	0- 0	NON-CONFERENCE	1- 0	2- 1	8- 0				
6- 1	0- 1	0- 0	HOME	1- 0	1- 0	4- 0				
3- 1	0- 1	0- 0	AWAY	0- 0	1- 0	2- 0				
2- 1	0- 0	0- 0	NEUTRAL	0- 0	0- 1	2- 0				
5- 3	0- 1	0- 1	CONFERENCE	1- 0	1- 1	3- 0				
2- 2	0- 1	0- 0	HOME	0- 0	1- 1	1- 0				
3- 1	0- 0	0- 1	AWAY	1- 0	0- 0	2- 0				
0- 0	0- 0	0- 0	NEUTRAL	0- 0	0- 0	0- 0				

RPI S	Opponent	Score	RPI S	Opponent	Score	RPI S	Opponent	Score	RPI S	Opponent	Score
8	H Mississippi St.	69 93	35	A Missouri	53 71	56	A Tennessee	80 79	109	H Georgia	72 80
10	A Iowa St.	82 91				90	H Nebraska	84 80	111	H Alabama	72 61
16	H Arizona St.	85 88							112	A UT Arlington	66 65
									113	N Pittsburgh	54 61
									140	H Tennessee Tech	65 42
									159	A Abilene Christian	80 68
									160	A Tulsa	61 59
									167	H Vanderbilt	83 62
									171	N Wisconsin	69 68
									184	H Oral Roberts	74 61
									198	H Prairie View	71 44
									205	A Ole Miss	85 55
									208	A Florida	83 73
									290	N Tennessee St.	79 55
									302	H Jackson St.	76 57
									335	H Northwestern St.	98 53
LAST 12 Division I GAMES:											
208	A Florida	83 73	109	H Georgia	72 80						
111	H Alabama	72 61	8	H Mississippi St.	69 93						
56	A Tennessee	80 79	302	H Jackson St.	76 57						
167	H Vanderbilt	83 62	160	A Tulsa	61 59						
35	A Missouri	53 71	90	H Nebraska	84 80						
205	A Ole Miss	85 55	198	H Prairie View	71 44						

Non-Div I Games:

Arkansas

■ Loss,
 ■ Non-Conf, S Site,
 ■ Home
 ■ Away
 N Neutral

Average RPI Win:	240	WON-LOST	WINNING	LAST 10	STRENGTH OF	OPP. STRENGTH	TEAM	ADJ.	CONF.	ADJ CONF.
Average RPI Loss:	107	RECORD	PCT. RANK	GAMES	SCHEDULE	OF SCHEDULE	RPI	RPI	RPI	RPI
DIV. I ONLY	8- 12	231	0- 1	118	149	183	183	13	13	
DIV. I NON-CONF.	5- 6	177	0- 0	158	112	180	180	15	15	
TOTALS	RPI 1-25	RPI 26-50	W-L RECORDS	RPI 51-100	RPI 101-150	RPI 150+				
8- 12	0- 1	0- 1	OVERALL	0- 4	1- 3	7- 3				
6- 3	0- 0	0- 0	HOME	0- 0	0- 1	6- 2				
2- 9	0- 1	0- 1	AWAY	0- 4	1- 2	1- 1				
0- 0	0- 0	0- 0	NEUTRAL	0- 0	0- 0	0- 0				
5- 6	0- 1	0- 1	NON-CONFERENCE	0- 2	0- 1	5- 1				
4- 1	0- 0	0- 0	HOME	0- 0	0- 0	4- 1				
1- 5	0- 1	0- 1	AWAY	0- 2	0- 1	1- 0				
0- 0	0- 0	0- 0	NEUTRAL	0- 0	0- 0	0- 0				
3- 6	0- 0	0- 0	CONFERENCE	0- 2	1- 2	2- 2				
2- 2	0- 0	0- 0	HOME	0- 0	0- 1	2- 1				
1- 4	0- 0	0- 0	AWAY	0- 2	1- 1	0- 1				
0- 0	0- 0	0- 0	NEUTRAL	0- 0	0- 0	0- 0				

RPI	S	Opponent	Score	RPI	S	Opponent	Score	RPI	S	Opponent	Score	RPI	S	Opponent	Score	Team's RPI: 183
20	A	Texas A&M	56 97	35	A	Missouri	50 70	60	A	Belmont	55 74	108	A	South Alabama	77 64	
								82	A	Little Rock	55 68	112	H	UT Arlington	73 100	
								89	A	Oklahoma St.	60 62	134	A	UT Martin	91 97	
								95	A	Troy	79 87	137	A	Appalachian St.	67 75	
												154	H	Louisiana Tech	70 80	
												160	H	Tulsa	73 60	
												175	H	Texas St.	62 85	
												187	A	Coastal Caro.	72 88	
												213	H	Memphis	77 66	
												242	H	Louisiana	87 75	
												279	A	UTEP	67 66	
												288	H	Murray St.	74 63	
												313	H	La.-Monroe	64 54	
												320	H	Mississippi Val.	60 57	
LAST 12 Division I GAMES:																
187	A	Coastal Caro.	72 88	82	A	Little Rock	55 68									
137	A	Appalachian St.	67 75	313	H	La.-Monroe	64 54									
175	H	Texas St.	62 85	242	H	Louisiana	87 75									
112	H	UT Arlington	73 100	35	A	Missouri	50 70									
95	A	Troy	79 87	60	A	Belmont	55 74									
108	A	South Alabama	77 64	320	H	Mississippi Val.	60 57									

Non-Div I Games:

Arkansas St.

■ Loss,
■ Non-Conf,
■ S Site,
■ H Home
■ A Away
N Neutral

Average RPI Win:	301	WON-LOST	WINNING	LAST 10	STRENGTH OF	OPP. STRENGTH	TEAM	ADJ.	CONF.	ADJ CONF.
Average RPI Loss:	171	RECORD	PCT. RANK	GAMES	SCHEDULE	OF SCHEDULE	RPI	RPI	RPI	RPI
DIV. I ONLY	7- 13	252	0- 1	308	273	300	300	19	19	
DIV. I NON-CONF.	4- 6	212	0- 0	321	326	303	303	22	22	
TOTALS	RPI 1-25	RPI 26-50	W-L RECORDS	RPI 51-100	RPI 101-150	RPI 150+				
7- 13	0- 0	0- 1	OVERALL	0- 2	0- 3	7- 7				
5- 6	0- 0	0- 1	HOME	0- 1	0- 2	5- 2				
2- 7	0- 0	0- 0	AWAY	0- 1	0- 1	2- 5				
0- 0	0- 0	0- 0	NEUTRAL	0- 0	0- 0	0- 0				
4- 6	0- 0	0- 0	NON-CONFERENCE	0- 2	0- 1	4- 3				
2- 3	0- 0	0- 0	HOME	0- 1	0- 1	2- 1				
2- 3	0- 0	0- 0	AWAY	0- 1	0- 0	2- 2				
0- 0	0- 0	0- 0	NEUTRAL	0- 0	0- 0	0- 0				
3- 7	0- 0	0- 1	CONFERENCE	0- 0	0- 2	3- 4				
3- 3	0- 0	0- 1	HOME	0- 0	0- 1	3- 1				
0- 4	0- 0	0- 0	AWAY	0- 0	0- 1	0- 3				
0- 0	0- 0	0- 0	NEUTRAL	0- 0	0- 0	0- 0				

RPI 1-25				RPI 26-50				RPI 51-100				RPI 101+				Team's RPI: 300	
RPI	S	Opponent	Score	RPI	S	Opponent	Score	RPI	S	Opponent	Score	RPI	S	Opponent	Score		
				49	H	Bucknell	52 66	53	A	TCU	38 63	103	A	American	51 61		
								93	H	Yale	51 62	126	H	St. John's (NY)	49 60		
												136	H	Lehigh	50 73		
												165	A	Boston U.	51 63		
												209	A	Holy Cross	39 58		
												217	H	Navy	55 52		
												229	H	Colgate	58 70		
												246	A	Binghamton	47 60		
												250	H	Air Force	60 71		
												256	H	St. Francis Brooklyn	69 57		
												263	A	Columbia	49 70		
												295	A	Loyola Maryland	51 70		
												295	H	Loyola Maryland	69 57		
												319	H	Lafayette	65 50		
												328	A	Wagner	61 46		
												343	H	Fairleigh Dickinson	62 40		
												351	A	LIU Brooklyn	57 42		
LAST 12 Division I GAMES:																	
				229	H	Colgate	58 70	295	A	Loyola Maryland	51 70						
				136	H	Lehigh	50 73	49	H	Bucknell	52 66						
				209	A	Holy Cross	39 58	295	H	Loyola Maryland	69 57						
				217	H	Navy	55 52	165	A	Boston U.	51 63						
				319	H	Lafayette	65 50	93	H	Yale	51 62						
				103	A	American	51 61	328	A	Wagner	61 46						

Non-Div I Games: Connecticut Col. 74 48

Army West Point

■ Loss,
 ■ Non-Conf,
 ■ S Site,
 ■ H Home
 ■ A Away
 N Neutral

Average RPI Win: 177		WON-LOST	WINNING	LAST 10	STRENGTH OF	OPP. STRENGTH	TEAM	ADJ.	CONF.	ADJ CONF.
Average RPI Loss: 26		RECORD	PCT. RANK	GAMES	SCHEDULE	OF SCHEDULE	RPI	RPI	RPI	RPI
DIV. I ONLY		15- 5	47	1- 0	128	28	51	51	5	5
DIV. I NON-CONF.		11- 1	13	1- 0	210	53	30	30	5	5
TOTALS		RPI 1-25	RPI 26-50		W-L RECORDS		RPI 51-100	RPI 101-150	RPI 150+	
15- 5	0- 3	2- 1		OVERALL		0- 1	2- 0		11- 0	
6- 3	0- 2	0- 0		HOME		0- 1	1- 0		5- 0	
7- 2	0- 1	1- 1		AWAY		0- 0	1- 0		5- 0	
2- 0	0- 0	1- 0		NEUTRAL		0- 0	0- 0		1- 0	
11- 1	0- 1	2- 0		NON-CONFERENCE		0- 0	1- 0		8- 0	
6- 0	0- 0	0- 0		HOME		0- 0	1- 0		5- 0	
3- 1	0- 1	1- 0		AWAY		0- 0	0- 0		2- 0	
2- 0	0- 0	1- 0		NEUTRAL		0- 0	0- 0		1- 0	
4- 4	0- 2	0- 1		CONFERENCE		0- 1	1- 0		3- 0	
0- 3	0- 2	0- 0		HOME		0- 1	0- 0		0- 0	
4- 1	0- 0	0- 1		AWAY		0- 0	1- 0		3- 0	
0- 0	0- 0	0- 0		NEUTRAL		0- 0	0- 0		0- 0	

RPI 1-25				
RPI	S	Opponent	Score	
8	H	Mississippi St.	59	85
10	A	Iowa St.	64	67
20	H	Texas A&M	67	69

RPI 26-50				
RPI	S	Opponent	Score	
29	N	North Carolina	86	81
35	A	Missouri	65	74
37	A	New Mexico	79	76

RPI 51-100				
RPI	S	Opponent	Score	
56	H	Tennessee	69	78

Team's RPI: 51				
RPI	S	Opponent	Score	
111	A	Alabama	66	56
145	H	Oklahoma	95	79
167	A	Vanderbilt	72	70
181	H	Grambling	97	48
187	N	Coastal Caro.	84	78
191	H	Nicholls St.	80	59
192	A	Elon	96	44
205	A	Ole Miss	64	51
208	A	Florida	64	56
219	H	Alabama St.	83	50
242	H	Louisiana	71	59
258	H	Samford	73	46
285	A	Saint Joseph's	81	70

LAST 12 Division I GAMES:									
10	A	Iowa St.	64	67	37	A	New Mexico	79	76
205	A	Ole Miss	64	51	111	A	Alabama	66	56
35	A	Missouri	65	74	208	A	Florida	64	56
20	H	Texas A&M	67	69	56	H	Tennessee	69	78
167	A	Vanderbilt	72	70	219	H	Alabama St.	83	50
8	H	Mississippi St.	59	85	192	A	Elon	96	44

Non-Div I Games:	Xavier (LA)	77	58
------------------	-------------	----	----

Auburn

■ Loss, ■ Non-Conf, S Site, H Home A Away N Neutral

Average RPI Win:	256	WON-LOST	WINNING	LAST 10	STRENGTH OF	OPP. STRENGTH	TEAM	ADJ.	CONF.	ADJ CONF.
Average RPI Loss:	201	RECORD	PCT. RANK	GAMES	SCHEDULE	OF SCHEDULE	RPI	RPI	RPI	RPI
DIV. I ONLY	8- 11	221	0- 0	332	255	283	283	21	21	
DIV. I NON-CONF.	3- 6	241	0- 0	348	257	345	345	20	20	
TOTALS	RPI 1-25	RPI 26-50	W-L RECORDS	RPI 51-100	RPI 101-150	RPI 150+				
8- 11	0- 0	0- 0	OVERALL	0- 2	2- 1	6- 8				
6- 2	0- 0	0- 0	HOME	0- 1	1- 0	5- 1				
2- 9	0- 0	0- 0	AWAY	0- 1	1- 1	1- 7				
0- 0	0- 0	0- 0	NEUTRAL	0- 0	0- 0	0- 0				
3- 6	0- 0	0- 0	NON-CONFERENCE	0- 1	0- 0	3- 5				
3- 1	0- 0	0- 0	HOME	0- 0	0- 0	3- 1				
0- 5	0- 0	0- 0	AWAY	0- 1	0- 0	0- 4				
0- 0	0- 0	0- 0	NEUTRAL	0- 0	0- 0	0- 0				
5- 5	0- 0	0- 0	CONFERENCE	0- 1	2- 1	3- 3				
3- 1	0- 0	0- 0	HOME	0- 1	1- 0	2- 0				
2- 4	0- 0	0- 0	AWAY	0- 0	1- 1	1- 3				
0- 0	0- 0	0- 0	NEUTRAL	0- 0	0- 0	0- 0				

RPI 1-25			RPI 26-50			RPI 51-100			RPI 101+			Team's RPI: 283
RPI	S	Opponent	Score	RPI	S	Opponent	Score	RPI	S	Opponent	Score	
						60	H Belmont	62	80	118	H Morehead St.	81 80
						87	A Cincinnati	48	69	134	A UT Martin	65 74
										140	A Tennessee Tech	72 65
										167	A Vanderbilt	70 99
										196	A Illinois St.	49 61
										218	A Southeast Mo. St.	54 64
										223	A Jacksonville St.	56 67
										233	A SIUE	68 69
										236	A Western Ill.	72 77
										278	A Eastern Ill.	73 60
										280	H Northern Ky.	52 48
										290	H Tennessee St.	74 47
										299	H Alabama A&M	75 58
										320	H Mississippi Val.	89 95
										322	H Eastern Ky.	100 65
										324	H Lipscomb	70 58
										337	A Evansville	52 56
LAST 12 Division I GAMES:												
						140	A Tennessee Tech	72	65	223	A Jacksonville St.	56 67
						60	H Belmont	62	80	218	A Southeast Mo. St.	54 64
						290	H Tennessee St.	74	47	118	H Morehead St.	81 80
						278	A Eastern Ill.	73	60	322	H Eastern Ky.	100 65
						233	A SIUE	68	69	337	A Evansville	52 56
						134	A UT Martin	65	74	299	H Alabama A&M	75 58

Non-Div I Games: Christian Bros. 100 62 Trevecca Nazarene 90 78

Austin Peay

Average RPI Win:	160	WON-LOST	WINNING	LAST 10	STRENGTH OF	OPP. STRENGTH	TEAM	ADJ.	CONF.	ADJ CONF.
Average RPI Loss:	111	RECORD	PCT. RANK	GAMES	SCHEDULE	OF SCHEDULE	RPI	RPI	RPI	RPI
DIV. I ONLY	17- 5	38	0- 1	81	113	32	32	7	7	
DIV. I NON-CONF.	8- 3	72	0- 0	123	178	63	63	7	7	
TOTALS	RPI 1-25	RPI 26-50	W-L RECORDS	RPI 51-100	RPI 101-150	RPI 150+				
17- 5	1- 1	0- 1	OVERALL	3- 0	3- 2	10- 1				
8- 1	1- 1	0- 0	HOME	0- 0	3- 0	4- 0				
7- 4	0- 0	0- 1	AWAY	2- 0	0- 2	5- 1				
2- 0	0- 0	0- 0	NEUTRAL	1- 0	0- 0	1- 0				
8- 3	0- 1	0- 1	NON-CONFERENCE	1- 0	1- 0	6- 1				
4- 1	0- 1	0- 0	HOME	0- 0	1- 0	3- 0				
2- 2	0- 0	0- 1	AWAY	0- 0	0- 0	2- 1				
2- 0	0- 0	0- 0	NEUTRAL	1- 0	0- 0	1- 0				
9- 2	1- 0	0- 0	CONFERENCE	2- 0	2- 2	4- 0				
4- 0	1- 0	0- 0	HOME	0- 0	2- 0	1- 0				
5- 2	0- 0	0- 0	AWAY	2- 0	0- 2	3- 0				
0- 0	0- 0	0- 0	NEUTRAL	0- 0	0- 0	0- 0				

RPI 1-25				RPI 26-50				Team's RPI: 32	RPI 51-100				RPI 101+			
RPI	S	Opponent	Score	RPI	S	Opponent	Score		RPI	S	Opponent	Score	RPI	S	Opponent	Score
12	H	Gonzaga	70 68	28	A	Utah	67 78		52	A	Saint Mary's (CA)	74 73	110	A	Loyola Marymount	58 61
23	H	California	52 70						53	N	TCU	61 58	110	H	Loyola Marymount	55 44
									79	A	Pacific	77 74	116	H	Northern Colo.	70 50
													135	A	Pepperdine	65 79
													135	H	Pepperdine	83 58
													166	H	Portland	79 71
													172	H	UC Riverside	72 70
													174	A	Santa Clara	54 44
													195	A	Utah St.	62 57
													197	H	Eastern Wash.	80 65
													222	H	Colorado St.	51 42
													227	A	San Francisco	67 59
													254	A	San Diego	65 56
													257	A	Southern Utah	64 67
													268	A	Utah Valley	77 51
													287	N	California Baptist	76 69
LAST 12 Division I GAMES:																
110	A	Loyola Marymount	58 61	135	A	Pepperdine	65 79									
254	A	San Diego	65 56	110	H	Loyola Marymount	55 44									
166	H	Portland	79 71	135	H	Pepperdine	83 58									
12	H	Gonzaga	70 68	227	A	San Francisco	67 59									
52	A	Saint Mary's (CA)	74 73	174	A	Santa Clara	54 44									
79	A	Pacific	77 74	116	H	Northern Colo.	70 50									

Non-Div I Games:

BYU

■ Loss,
 ■ Non-Conf, S Site,
 ■ Home
 ■ Away
 N Neutral

Average RPI Win:	177	WON-LOST	WINNING	LAST 10	STRENGTH OF	OPP. STRENGTH	TEAM	ADJ.	CONF.	ADJ CONF.
Average RPI Loss:	88	RECORD	PCT. RANK	GAMES	SCHEDULE	OF SCHEDULE	RPI	RPI	RPI	RPI
DIV. I ONLY	6- 13	269	0- 1	50	81	182	182	8	8	
DIV. I NON-CONF.	4- 7	228	0- 1	125	31	206	206	8	8	
TOTALS	RPI 1-25	RPI 26-50	W-L RECORDS	RPI 51-100	RPI 101-150	RPI 150+				
6- 13	0- 0	0- 5	OVERALL	2- 5	1- 1	3- 2				
5- 4	0- 0	0- 2	HOME	2- 0	0- 0	3- 2				
1- 6	0- 0	0- 3	AWAY	0- 3	1- 0	0- 0				
0- 3	0- 0	0- 0	NEUTRAL	0- 2	0- 1	0- 0				
4- 7	0- 0	0- 2	NON-CONFERENCE	1- 3	1- 1	2- 1				
3- 2	0- 0	0- 1	HOME	1- 0	0- 0	2- 1				
1- 2	0- 0	0- 1	AWAY	0- 1	1- 0	0- 0				
0- 3	0- 0	0- 0	NEUTRAL	0- 2	0- 1	0- 0				
2- 6	0- 0	0- 3	CONFERENCE	1- 2	0- 0	1- 1				
2- 2	0- 0	0- 1	HOME	1- 0	0- 0	1- 1				
0- 4	0- 0	0- 2	AWAY	0- 2	0- 0	0- 0				
0- 0	0- 0	0- 0	NEUTRAL	0- 0	0- 0	0- 0				

RPI S	Opponent	Score	RPI S	Opponent	Score	RPI S	Opponent	Score	RPI S	Opponent	Score	Team's RPI: 182
26	A Buffalo	65 77	41	A Butler	47 64	54	A Miami (OH)	57 60	117	A Western Ky.	86 83	
42	H Purdue	38 80	44	A Ohio	62 94	66	N Quinnipiac	66 69	144	N Fordham	70 78	
44	A Ohio	62 94	44	H Ohio	75 90	67	N Duke	62 79	167	H Vanderbilt	43 60	
						74	H Kent St.	48 44	220	H Bowling Green	77 70	
						80	A Missouri St.	54 74	272	H Cleveland St.	67 62	
						84	A Toledo	58 65	282	H Western Mich.	62 65	
						87	H Cincinnati	75 63	290	H Tennessee St.	90 51	
LAST 12 Division I GAMES:												
67	N Duke	62 79	66	N Quinnipiac	66 69							
44	A Ohio	62 94	44	H Ohio	75 90							
282	H Western Mich.	62 65	220	H Bowling Green	77 70							
74	H Kent St.	48 44	84	A Toledo	58 65							
54	A Miami (OH)	57 60	290	H Tennessee St.	90 51							
26	A Buffalo	65 77	117	A Western Ky.	86 83							

Non-Div I Games: Urbana 99 62

Ball St.

■ Loss,
 ■ Non-Conf,
 ■ S Site,
 ■ H Home
 ■ A Away
 N Neutral

Average RPI Win:	98	WON-LOST	WINNING	LAST 10	STRENGTH OF	OPP. STRENGTH	TEAM	ADJ.	CONF.	ADJ CONF.
Average RPI Loss:	5	RECORD	PCT. RANK	GAMES	SCHEDULE	OF SCHEDULE	RPI	RPI	RPI	RPI
DIV. I ONLY	19- 1	4	1- 0	11	11	3	3	3	3	
DIV. I NON-CONF.	10- 1	17	0- 0	16	15	4	4	3	3	
TOTALS	RPI 1-25	RPI 26-50	W-L RECORDS	RPI 51-100	RPI 101-150	RPI 150+				
19- 1	4- 1	1- 0	OVERALL	5- 0	5- 0	4- 0				
10- 0	2- 0	0- 0	HOME	2- 0	2- 0	4- 0				
7- 1	2- 1	0- 0	AWAY	3- 0	2- 0	0- 0				
2- 0	0- 0	1- 0	NEUTRAL	0- 0	1- 0	0- 0				
10- 1	3- 1	1- 0	NON-CONFERENCE	0- 0	2- 0	4- 0				
6- 0	1- 0	0- 0	HOME	0- 0	1- 0	4- 0				
2- 1	2- 1	0- 0	AWAY	0- 0	0- 0	0- 0				
2- 0	0- 0	1- 0	NEUTRAL	0- 0	1- 0	0- 0				
9- 0	1- 0	0- 0	CONFERENCE	5- 0	3- 0	0- 0				
4- 0	1- 0	0- 0	HOME	2- 0	1- 0	0- 0				
5- 0	0- 0	0- 0	AWAY	3- 0	2- 0	0- 0				
0- 0	0- 0	0- 0	NEUTRAL	0- 0	0- 0	0- 0				

RPI	S	Opponent	Score
5	A	Stanford	63 68
7	H	UConn	68 57
10	H	Iowa St.	84 69
16	A	Arizona St.	65 59
17	A	South Carolina	94 69

RPI	S	Opponent	Score
27	N	South Dakota St.	72 66

RPI	S	Opponent	Score
53	A	TCU	79 55
55	H	Kansas St.	65 50
68	H	West Virginia	79 47
89	A	Oklahoma St.	66 58
93	A	Kansas	94 68

RPI	S	Opponent	Score
102	N	Georgetown	67 46
118	H	Morehead St.	96 58
142	A	Texas Tech	73 56
142	H	Texas Tech	96 37
145	A	Oklahoma	74 53
179	H	Southern U.	94 49
191	H	Nicholls St.	100 39
204	H	Saint Francis (PA)	116 58
210	H	UTRGV	98 37

LAST 12 Division I GAMES:

89	A	Oklahoma St.	66 58	142	H	Texas Tech	96 37
145	A	Oklahoma	74 53	55	H	Kansas St.	65 50
10	H	Iowa St.	84 69	142	A	Texas Tech	73 56
68	H	West Virginia	79 47	7	H	UConn	68 57
93	A	Kansas	94 68	210	H	UTRGV	98 37
53	A	TCU	79 55	5	A	Stanford	63 68

Non-Div I Games:

Baylor

■ Loss,
 ■ Non-Conf, S Site,
 ■ Home
 ■ Away
 N Neutral

Average RPI Win:	208	WON-LOST	WINNING	LAST 10	STRENGTH OF	OPP. STRENGTH	TEAM	ADJ.	CONF.	ADJ CONF.
Average RPI Loss:	66	RECORD	PCT. RANK	GAMES	SCHEDULE	OF SCHEDULE	RPI	RPI	RPI	RPI
DIV. I ONLY	16- 5	44	1- 0	130	159	60	60	21	21	
DIV. I NON-CONF.	7- 4	109	0- 0	60	39	40	40	20	20	
TOTALS	RPI 1-25	RPI 26-50	W-L RECORDS	RPI 51-100	RPI 101-150	RPI 150+				
16- 5	0- 1	0- 1	OVERALL	2- 2	3- 1	11- 0				
9- 2	0- 0	0- 0	HOME	0- 1	2- 1	7- 0				
7- 3	0- 1	0- 1	AWAY	2- 1	1- 0	4- 0				
0- 0	0- 0	0- 0	NEUTRAL	0- 0	0- 0	0- 0				
7- 4	0- 1	0- 1	NON-CONFERENCE	2- 2	1- 0	4- 0				
3- 1	0- 0	0- 0	HOME	0- 1	0- 0	3- 0				
4- 3	0- 1	0- 1	AWAY	2- 1	1- 0	1- 0				
0- 0	0- 0	0- 0	NEUTRAL	0- 0	0- 0	0- 0				
9- 1	0- 0	0- 0	CONFERENCE	0- 0	2- 1	7- 0				
6- 1	0- 0	0- 0	HOME	0- 0	2- 1	4- 0				
3- 0	0- 0	0- 0	AWAY	0- 0	0- 0	3- 0				
0- 0	0- 0	0- 0	NEUTRAL	0- 0	0- 0	0- 0				

RPI 1-25				RPI 26-50				RPI 51-100				RPI 101+			
RPI	S	Opponent	Score	RPI	S	Opponent	Score	RPI	S	Opponent	Score	RPI	S	Opponent	Score
6	A	NC State	62 77	45	A	Clemson	62 65	56	A	Tennessee	76 84	118	H	Morehead St.	77 50
								59	A	Middle Tenn.	45 38	130	A	Chattanooga	67 51
								84	H	Toledo	69 78	134	H	UT Martin	100 86
								88	A	Wright St.	79 63	140	H	Tennessee Tech	72 77
												160	H	Tulsa	78 53
												183	H	Arkansas St.	74 55
												218	H	Southeast Mo. St.	91 57
												223	A	Jacksonville St.	64 41
												223	H	Jacksonville St.	66 52
												280	A	Northern Ky.	71 53
												283	A	Austin Peay	80 62
												288	A	Murray St.	65 58
												290	H	Tennessee St.	80 46
												322	H	Eastern Ky.	69 43
												324	H	Lipscomb	83 43
LAST 12 Division I GAMES:															
218	H	Southeast Mo. St.	91 57	134	H	UT Martin	100 86								
283	A	Austin Peay	80 62	118	H	Morehead St.	77 50								
288	A	Murray St.	65 58	140	H	Tennessee Tech	72 77								
290	H	Tennessee St.	80 46	223	H	Jacksonville St.	66 52								
223	A	Jacksonville St.	64 41	56	A	Tennessee	76 84								
322	H	Eastern Ky.	69 43	183	H	Arkansas St.	74 55								

Non-Div I Games:

Belmont

■ Loss,
 ■ Non-Conf, S Site,
 ■ Home
 ■ Away
 N Neutral

Average RPI Win:	299	WON-LOST	WINNING	LAST 10	STRENGTH OF	OPP. STRENGTH	TEAM	ADJ.	CONF.	ADJ CONF.
Average RPI Loss:	202	RECORD	PCT. RANK	GAMES	SCHEDULE	OF SCHEDULE	RPI	RPI	RPI	RPI
DIV. I ONLY	10- 8	138	1- 0	350	295	259	259	32	32	
DIV. I NON-CONF.	5- 5	162	0- 0	343	199	248	248	32	32	
TOTALS	RPI 1-25	RPI 26-50	W-L RECORDS	RPI 51-100	RPI 101-150	RPI 150+				
10- 8	0- 0	0- 0	OVERALL	0- 0	0- 0	10- 8				
5- 1	0- 0	0- 0	HOME	0- 0	0- 0	5- 1				
4- 7	0- 0	0- 0	AWAY	0- 0	0- 0	4- 7				
1- 0	0- 0	0- 0	NEUTRAL	0- 0	0- 0	1- 0				
5- 5	0- 0	0- 0	NON-CONFERENCE	0- 0	0- 0	5- 5				
3- 0	0- 0	0- 0	HOME	0- 0	0- 0	3- 0				
1- 5	0- 0	0- 0	AWAY	0- 0	0- 0	1- 5				
1- 0	0- 0	0- 0	NEUTRAL	0- 0	0- 0	1- 0				
5- 3	0- 0	0- 0	CONFERENCE	0- 0	0- 0	5- 3				
2- 1	0- 0	0- 0	HOME	0- 0	0- 0	2- 1				
3- 2	0- 0	0- 0	AWAY	0- 0	0- 0	3- 2				
0- 0	0- 0	0- 0	NEUTRAL	0- 0	0- 0	0- 0				

RPI 1-25			RPI 26-50			RPI 51-100			RPI 101+ Team's RPI: 259		
RPI	S	Opponent	Score	RPI	S	Opponent	Score	RPI	S	Opponent	Score
								153	A	Georgia St.	57 62
								156	A	Charlotte	69 73
								157	A	South Fla.	39 88
								176	H	UMES	52 64
								208	A	Florida	53 64
								215	A	Jacksonville	58 56
								226	A	Howard	40 61
								228	H	Liberty	81 76
								267	A	Norfolk St.	50 57
								273	A	Ga. Southern	76 77
								281	H	North Florida	76 60
								294	N	Kennesaw St.	64 61
								303	A	Morgan St.	73 69
								316	H	FIU	68 57
								318	A	Coppin St.	71 65
								346	A	N.C. Central	67 50
								346	H	N.C. Central	72 54
								347	H	Delaware St.	67 55
LAST 12 Division I GAMES:											
318	A	Coppin St.	71 65	346	H	N.C. Central	72 54				
303	A	Morgan St.	73 69	346	A	N.C. Central	67 50				
176	H	UMES	52 64	156	A	Charlotte	69 73				
347	H	Delaware St.	67 55	153	A	Georgia St.	57 62				
267	A	Norfolk St.	50 57	294	N	Kennesaw St.	64 61				
226	A	Howard	40 61	281	H	North Florida	76 60				

Non-Div I Games: Flagler 74 59 Edward Waters 73 46

Bethune-Cookman

Loss, Non-Conf, S Site, H Home A Away N Neutral

Binghamton

Through Games Of Feb. 2, 2019

Average RPI Win:	274	WON-LOST	WINNING	LAST 10	STRENGTH OF	OPP. STRENGTH	TEAM	ADJ.	CONF.	ADJ CONF.
Average RPI Loss:	166	RECORD	PCT. RANK	GAMES	SCHEDULE	OF SCHEDULE	RPI	RPI	RPI	RPI
DIV. I ONLY	7- 13	252	0- 1	163	283	246	246	23	23	
DIV. I NON-CONF.	3- 8	267	0- 0	83	287	240	240	24	24	
TOTALS	RPI 1-25	RPI 26-50	W-L RECORDS	RPI 51-100	RPI 101-150	RPI 150+				
7- 13	0- 2	0- 1	OVERALL	1- 1	0- 1	6- 8				
5- 5	0- 0	0- 0	HOME	1- 0	0- 1	4- 4				
2- 8	0- 2	0- 1	AWAY	0- 1	0- 0	2- 4				
0- 0	0- 0	0- 0	NEUTRAL	0- 0	0- 0	0- 0				
3- 8	0- 2	0- 1	NON-CONFERENCE	0- 0	0- 1	3- 4				
3- 2	0- 0	0- 0	HOME	0- 0	0- 1	3- 1				
0- 6	0- 2	0- 1	AWAY	0- 0	0- 0	0- 3				
0- 0	0- 0	0- 0	NEUTRAL	0- 0	0- 0	0- 0				
4- 5	0- 0	0- 0	CONFERENCE	1- 1	0- 0	3- 4				
2- 3	0- 0	0- 0	HOME	1- 0	0- 0	1- 3				
2- 2	0- 0	0- 0	AWAY	0- 1	0- 0	2- 1				
0- 0	0- 0	0- 0	NEUTRAL	0- 0	0- 0	0- 0				

RPI 1-25				RPI 26-50				RPI 51-100				RPI 101+ Team's RPI: 246			
RPI	S	Opponent	Score	RPI	S	Opponent	Score	RPI	S	Opponent	Score	RPI	S	Opponent	Score
1	A	Notre Dame	53 103	44	A	Ohio	49 86	75	A	Maine	66 95	136	H	Lehigh	55 65
11	A	Marquette	40 93					97	H	Hartford	73 62	162	H	Stony Brook	56 65
												201	H	Rider	57 62
												224	A	Dartmouth	39 63
												237	A	Niagara	72 79
												238	A	Albany (NY)	56 61
												238	H	Albany (NY)	62 71
												251	H	Cornell	72 61
												271	H	Vermont	57 58
												300	H	Army West Point	60 47
												301	H	UMBC	67 45
												304	A	UMass Lowell	70 50
												319	A	Lafayette	50 59
												325	A	New Hampshire	71 62
												343	H	Fairleigh Dickinson	73 54
LAST 12 Division I GAMES:															
				97	H	Hartford	73 62	238	H	Albany (NY)	62 71				
				75	A	Maine	66 95	325	A	New Hampshire	71 62				
				304	A	UMass Lowell	70 50	238	A	Albany (NY)	56 61				
				271	H	Vermont	57 58	224	A	Dartmouth	39 63				
				301	H	UMBC	67 45	11	A	Marquette	40 93				
				162	H	Stony Brook	56 65	1	A	Notre Dame	53 103				

Non-Div I Games: Charleston (WV) 69 62 Caldwell 73 54

Binghamton

Loss, Non-Conf, S Site, H Home A Away N Neutral

Average RPI Win:	188	WON-LOST	WINNING	LAST 10	STRENGTH OF	OPP. STRENGTH	TEAM	ADJ.	CONF.	ADJ CONF.
Average RPI Loss:	54	RECORD	PCT. RANK	GAMES	SCHEDULE	OF SCHEDULE	RPI	RPI	RPI	RPI
DIV. I ONLY	15- 3	21	1- 0	225	58	57	57	15	15	
DIV. I NON-CONF.	7- 2	58	1- 0	188	8	62	62	13	13	
TOTALS	RPI 1-25	RPI 26-50	W-L RECORDS	RPI 51-100	RPI 101-150	RPI 150+				
15- 3	0- 1	1- 1	OVERALL	2- 0	3- 1	9- 0				
8- 1	0- 1	1- 0	HOME	0- 0	1- 0	6- 0				
4- 2	0- 0	0- 1	AWAY	0- 0	2- 1	2- 0				
3- 0	0- 0	0- 0	NEUTRAL	2- 0	0- 0	1- 0				
7- 2	0- 1	0- 0	NON-CONFERENCE	2- 0	2- 1	3- 0				
3- 1	0- 1	0- 0	HOME	0- 0	1- 0	2- 0				
1- 1	0- 0	0- 0	AWAY	0- 0	1- 1	0- 0				
3- 0	0- 0	0- 0	NEUTRAL	2- 0	0- 0	1- 0				
8- 1	0- 0	1- 1	CONFERENCE	0- 0	1- 0	6- 0				
5- 0	0- 0	1- 0	HOME	0- 0	0- 0	4- 0				
3- 1	0- 0	0- 1	AWAY	0- 0	1- 0	2- 0				
0- 0	0- 0	0- 0	NEUTRAL	0- 0	0- 0	0- 0				

RPI 1-25				RPI 26-50				RPI 51-100 Team's RPI: 57				RPI 101+			
RPI	S	Opponent	Score	RPI	S	Opponent	Score	RPI	S	Opponent	Score	RPI	S	Opponent	Score
2	H	Louisville	55 74	46	A	Wyoming	52 64	81	N	UNI	61 60	115	A	Washington St.	71 95
				46	H	Wyoming	72 64	98	N	Idaho	91 85	128	A	Fresno St.	72 60
												129	A	Washington	73 69
												146	H	CSUN	74 63
												197	H	Eastern Wash.	67 55
												204	N	Saint Francis (PA)	78 64
												222	H	Colorado St.	70 57
												240	A	Nevada	75 74
												240	H	Nevada	80 65
												250	H	Air Force	79 48
												251	A	San Diego St.	69 66
												257	H	Southern Utah	88 53
												326	H	San Jose St.	99 68
LAST 12 Division I GAMES:															
240	H	Nevada	80 65	129	A	Washington	73 69								
222	H	Colorado St.	70 57	326	H	San Jose St.	99 68								
46	A	Wyoming	52 64	251	A	San Diego St.	69 66								
250	H	Air Force	79 48	46	H	Wyoming	72 64								
128	A	Fresno St.	72 60	257	H	Southern Utah	88 53								
240	A	Nevada	75 74	204	N	Saint Francis (PA)	78 64								

Non-Div I Games: Southern Ore. 91 46 Northwest Chrst. 93 26

Boise St.

■ Loss,
 ■ Non-Conf, S Site,
 ■ Home
 ■ Away
 N Neutral

Average RPI Win:	200	WON-LOST	WINNING	LAST 10	STRENGTH OF	OPP. STRENGTH	TEAM	ADJ.	CONF.	ADJ CONF.
Average RPI Loss:	47	RECORD	PCT. RANK	GAMES	SCHEDULE	OF SCHEDULE	RPI	RPI	RPI	RPI
DIV. I ONLY	14- 7	84	1- 0	78	83	86	86	1	1	
DIV. I NON-CONF.	11- 2	31	1- 0	234	291	105	105	1	1	
TOTALS	RPI 1-25	RPI 26-50	W-L RECORDS	RPI 51-100	RPI 101-150	RPI 150+				
14- 7	0- 4	0- 1	OVERALL	2- 1	2- 1	10- 0				
8- 5	0- 2	0- 1	HOME	1- 1	0- 1	7- 0				
4- 2	0- 2	0- 0	AWAY	1- 0	2- 0	1- 0				
2- 0	0- 0	0- 0	NEUTRAL	0- 0	0- 0	2- 0				
11- 2	0- 0	0- 0	NON-CONFERENCE	1- 1	0- 1	10- 0				
7- 2	0- 0	0- 0	HOME	0- 1	0- 1	7- 0				
2- 0	0- 0	0- 0	AWAY	1- 0	0- 0	1- 0				
2- 0	0- 0	0- 0	NEUTRAL	0- 0	0- 0	2- 0				
3- 5	0- 4	0- 1	CONFERENCE	1- 0	2- 0	0- 0				
1- 3	0- 2	0- 1	HOME	1- 0	0- 0	0- 0				
2- 2	0- 2	0- 0	AWAY	0- 0	2- 0	0- 0				
0- 0	0- 0	0- 0	NEUTRAL	0- 0	0- 0	0- 0				

RPI 1-25				RPI 26-50				RPI 51-100 Team's RPI: 86				RPI 101+			
RPI	S	Opponent	Score	RPI	S	Opponent	Score	RPI	S	Opponent	Score	RPI	S	Opponent	Score
1	A	Notre Dame	63 92	43	H	Georgia Tech	76 81	67	H	Duke	92 90	107	A	Wake Forest	65 64
6	H	NC State	69 85					91	H	Providence	57 61	113	A	Pittsburgh	59 55
22	H	Florida St.	71 91					96	A	Houston	64 57	139	H	Minnesota	69 77
24	A	Miami (FL)	73 76									165	H	Boston U.	78 51
												200	A	Rhode Island	88 64
												201	N	Rider	112 61
												209	H	Holy Cross	89 63
												224	H	Dartmouth	99 68
												249	H	Campbell	76 56
												263	H	Columbia	74 60
												295	N	Loyola Maryland	73 47
												298	H	Bryant	83 46
												315	H	Saint Peter's	89 57
LAST 12 Division I GAMES:															
67	H	Duke	92 90	201	N	Rider	112 61								
24	A	Miami (FL)	73 76	6	H	NC State	69 85								
1	A	Notre Dame	63 92	43	H	Georgia Tech	76 81								
22	H	Florida St.	71 91	224	H	Dartmouth	99 68								
113	A	Pittsburgh	59 55	249	H	Campbell	76 56								
107	A	Wake Forest	65 64	165	H	Boston U.	78 51								

Non-Div I Games:

Boston College

Average RPI Win: 234	WON-LOST	WINNING	LAST 10	STRENGTH OF	OPP. STRENGTH	TEAM	ADJ.	CONF.	ADJ CONF.
Average RPI Loss: 139	RECORD	PCT. RANK	GAMES	SCHEDULE	OF SCHEDULE	RPI	RPI	RPI	RPI
DIV. I ONLY	10- 10	165	0- 1	147	237	165	165	19	19
DIV. I NON-CONF.	4- 6	212	0- 0	186	234	220	220	22	22
TOTALS	RPI 1-25	RPI 26-50	W-L RECORDS	RPI 51-100	RPI 101-150	RPI 150+			
10- 10	0- 0	1- 1	OVERALL	0- 3	1- 2	8- 4			
6- 3	0- 0	0- 1	HOME	0- 0	1- 1	5- 1			
4- 7	0- 0	1- 0	AWAY	0- 3	0- 1	3- 3			
0- 0	0- 0	0- 0	NEUTRAL	0- 0	0- 0	0- 0			
4- 6	0- 0	0- 0	NON-CONFERENCE	0- 3	0- 1	4- 2			
4- 0	0- 0	0- 0	HOME	0- 0	0- 0	4- 0			
0- 6	0- 0	0- 0	AWAY	0- 3	0- 1	0- 2			
0- 0	0- 0	0- 0	NEUTRAL	0- 0	0- 0	0- 0			
6- 4	0- 0	1- 1	CONFERENCE	0- 0	1- 1	4- 2			
2- 3	0- 0	0- 1	HOME	0- 0	1- 1	1- 1			
4- 1	0- 0	1- 0	AWAY	0- 0	0- 0	3- 1			
0- 0	0- 0	0- 0	NEUTRAL	0- 0	0- 0	0- 0			

RPI 1-25				RPI 26-50				RPI 51-100				RPI 101+				Team's RPI: 165	
RPI	S	Opponent	Score	RPI	S	Opponent	Score	RPI	S	Opponent	Score	RPI	S	Opponent	Score		
				49	A	Bucknell	70 62	65	A	Harvard	47 67	103	H	American	51 64		
				49	H	Bucknell	58 62	76	A	Northeastern	51 81	136	H	Lehigh	58 45		
								86	A	Boston College	51 78	149	A	Marist	57 68		
												168	H	Delaware	72 61		
												202	A	Massachusetts	55 66		
												209	A	Holy Cross	69 75		
												217	A	Navy	49 35		
												224	A	Dartmouth	44 64		
												229	H	Colgate	72 81		
												234	H	Brown	72 51		
												295	A	Loyola Maryland	64 62		
												298	H	Bryant	67 65		
												300	H	Army West Point	63 51		
												319	A	Lafayette	47 44		
												325	H	New Hampshire	60 39		
LAST 12 Division I GAMES:																	
				319	A	Lafayette	47 44	49	H	Bucknell	58 62						
				217	A	Navy	49 35	295	A	Loyola Maryland	64 62						
				103	H	American	51 64	49	A	Bucknell	70 62						
				209	A	Holy Cross	69 75	300	H	Army West Point	63 51						
				229	H	Colgate	72 81	65	A	Harvard	47 67						
				136	H	Lehigh	58 45	86	A	Boston College	51 78						

Non-Div I Games:

Boston U.

Bowling Green

Through Games Of Feb. 2, 2019

Average RPI Win:	257	WON-LOST	WINNING	LAST 10	STRENGTH OF	OPP. STRENGTH	TEAM	ADJ.	CONF.	ADJ CONF.
Average RPI Loss:	137	RECORD	PCT. RANK	GAMES	SCHEDULE	OF SCHEDULE	RPI	RPI	RPI	RPI
DIV. I ONLY	6- 12	259	0- 1	115	258	220	220	8	8	
DIV. I NON-CONF.	6- 4	125	0- 0	173	332	132	132	8	8	
TOTALS	RPI 1-25	RPI 26-50	W-L RECORDS	RPI 51-100	RPI 101-150	RPI 150+				
6- 12	0- 1	0- 1	OVERALL	0- 3	0- 1	6- 6				
4- 4	0- 0	0- 1	HOME	0- 2	0- 0	4- 1				
2- 7	0- 1	0- 0	AWAY	0- 1	0- 1	2- 4				
0- 1	0- 0	0- 0	NEUTRAL	0- 0	0- 0	0- 1				
6- 4	0- 1	0- 0	NON-CONFERENCE	0- 0	0- 0	6- 3				
4- 0	0- 0	0- 0	HOME	0- 0	0- 0	4- 0				
2- 3	0- 1	0- 0	AWAY	0- 0	0- 0	2- 2				
0- 1	0- 0	0- 0	NEUTRAL	0- 0	0- 0	0- 1				
0- 8	0- 0	0- 1	CONFERENCE	0- 3	0- 1	0- 3				
0- 4	0- 0	0- 1	HOME	0- 2	0- 0	0- 1				
0- 4	0- 0	0- 0	AWAY	0- 1	0- 1	0- 2				
0- 0	0- 0	0- 0	NEUTRAL	0- 0	0- 0	0- 0				

RPI 1-25				RPI 26-50				RPI 51-100				RPI 101+ Team's RPI: 220			
RPI	S	Opponent	Score	RPI	S	Opponent	Score	RPI	S	Opponent	Score	RPI	S	Opponent	Score
25	A	Michigan St.	69 99	44	H	Ohio	79 82	84	A	Toledo	56 76	150	A	Akron	71 74
								84	H	Toledo	65 79	151	N	Mercer	63 76
								100	H	Northern Ill.	52 66	163	A	Xavier	49 65
												182	A	Ball St.	70 77
												187	A	Coastal Caro.	80 81
												190	A	Eastern Mich.	74 81
												211	H	Loyola Chicago	88 74
												214	H	Robert Morris	61 60
												225	H	Marshall	99 76
												270	A	Canisius	74 53
												282	H	Western Mich.	82 84
												291	A	Valparaiso	79 72
												330	H	Detroit Mercy	79 73
LAST 12 Division I GAMES:															
44	H	Ohio	79 82	84	A	Toledo	56 76								
190	A	Eastern Mich.	74 81	282	H	Western Mich.	82 84								
84	H	Toledo	65 79	291	A	Valparaiso	79 72								
100	H	Northern Ill.	52 66	330	H	Detroit Mercy	79 73								
150	A	Akron	71 74	270	A	Canisius	74 53								
182	A	Ball St.	70 77	163	A	Xavier	49 65								

Non-Div I Games: Davis & Elkins 63 28

Bowling Green

■ Loss,
 ■ Non-Conf, S Site,
 ■ Home
 ■ Away
 N Neutral

Average RPI Win:	253	WON-LOST	WINNING	LAST 10	STRENGTH OF	OPP. STRENGTH	TEAM	ADJ.	CONF.	ADJ CONF.
Average RPI Loss:	103	RECORD	PCT. RANK	GAMES	SCHEDULE	OF SCHEDULE	RPI	RPI	RPI	RPI
DIV. I ONLY	13- 5	65	1- 0	325	147	170	170	12	12	
DIV. I NON-CONF.	9- 1	29	1- 0	346	191	143	143	14	14	
TOTALS	RPI 1-25	RPI 26-50	W-L RECORDS	RPI 51-100	RPI 101-150	RPI 150+				
13- 5	0- 1	0- 1	OVERALL	0- 2	0- 0	13- 1				
6- 3	0- 1	0- 0	HOME	0- 2	0- 0	6- 0				
6- 2	0- 0	0- 1	AWAY	0- 0	0- 0	6- 1				
1- 0	0- 0	0- 0	NEUTRAL	0- 0	0- 0	1- 0				
9- 1	0- 0	0- 1	NON-CONFERENCE	0- 0	0- 0	9- 0				
5- 0	0- 0	0- 0	HOME	0- 0	0- 0	5- 0				
3- 1	0- 0	0- 1	AWAY	0- 0	0- 0	3- 0				
1- 0	0- 0	0- 0	NEUTRAL	0- 0	0- 0	1- 0				
4- 4	0- 1	0- 0	CONFERENCE	0- 2	0- 0	4- 1				
1- 3	0- 1	0- 0	HOME	0- 2	0- 0	1- 0				
3- 1	0- 0	0- 0	AWAY	0- 0	0- 0	3- 1				
0- 0	0- 0	0- 0	NEUTRAL	0- 0	0- 0	0- 0				

RPI 1-25				RPI 26-50				RPI 51-100				RPI 101+ Team's RPI: 170			
RPI	S	Opponent	Score	RPI	S	Opponent	Score	RPI	S	Opponent	Score	RPI	S	Opponent	Score
19	H	Drake	63 92	42	A	Purdue	61 74	80	H	Missouri St.	56 68	158	H	Southern Ill.	58 53
								81	H	UNI	78 81	168	N	Delaware	59 47
												173	A	Indiana St.	61 45
												196	A	Illinois St.	79 68
												218	H	Southeast Mo. St.	85 79
												236	H	Western Ill.	82 68
												272	A	Cleveland St.	67 65
												278	H	Eastern Ill.	67 64
												289	A	Fla. Atlantic	80 59
												291	A	Valparaiso	73 76
												310	H	Oakland	73 64
												311	A	Omaha	80 60
												337	A	Evansville	75 68
												344	H	Chicago St.	89 59
LAST 12 Division I GAMES:															
291	A	Valparaiso	73 76	289	A	Fla. Atlantic	80 59								
196	A	Illinois St.	79 68	81	H	UNI	78 81								
158	H	Southern Ill.	58 53	19	H	Drake	63 92								
80	H	Missouri St.	56 68	344	H	Chicago St.	89 59								
173	A	Indiana St.	61 45	42	A	Purdue	61 74								
337	A	Evansville	75 68	272	A	Cleveland St.	67 65								

Non-Div I Games: Rockhurst 83 40

Bradley

■ Loss,
 ■ Non-Conf,
 ■ S Site,
 ■ H Home
 ■ A Away
 N Neutral

Average RPI Win:	268	WON-LOST	WINNING	LAST 10	STRENGTH OF	OPP. STRENGTH	TEAM	ADJ.	CONF.	ADJ CONF.
Average RPI Loss:	135	RECORD	PCT. RANK	GAMES	SCHEDULE	OF SCHEDULE	RPI	RPI	RPI	RPI
DIV. I ONLY	7- 11	237	0- 1	208	219	234	234	11	11	
DIV. I NON-CONF.	6- 8	199	0- 1	280	258	237	237	10	10	
TOTALS	RPI 1-25	RPI 26-50	W-L RECORDS	RPI 51-100	RPI 101-150	RPI 150+				
7- 11	0- 1	0- 1	OVERALL	1- 4	0- 0	6- 5				
4- 4	0- 0	0- 1	HOME	1- 1	0- 0	3- 2				
2- 7	0- 1	0- 0	AWAY	0- 3	0- 0	2- 3				
1- 0	0- 0	0- 0	NEUTRAL	0- 0	0- 0	1- 0				
6- 8	0- 1	0- 1	NON-CONFERENCE	0- 2	0- 0	6- 4				
3- 2	0- 0	0- 1	HOME	0- 0	0- 0	3- 1				
2- 6	0- 1	0- 0	AWAY	0- 2	0- 0	2- 3				
1- 0	0- 0	0- 0	NEUTRAL	0- 0	0- 0	1- 0				
1- 3	0- 0	0- 0	CONFERENCE	1- 2	0- 0	0- 1				
1- 2	0- 0	0- 0	HOME	1- 1	0- 0	0- 1				
0- 1	0- 0	0- 0	AWAY	0- 1	0- 0	0- 0				
0- 0	0- 0	0- 0	NEUTRAL	0- 0	0- 0	0- 0				

RPI 1-25				RPI 26-50				RPI 51-100				RPI 101+ Team's RPI: 234			
RPI	S	Opponent	Score	RPI	S	Opponent	Score	RPI	S	Opponent	Score	RPI	S	Opponent	Score
14	A	Rutgers	52 73	49	H	Bucknell	78 91	65	H	Harvard	83 100	165	A	Boston U.	51 72
								75	A	Maine	96 102	200	A	Rhode Island	67 72
								93	A	Yale	72 84	202	H	Massachusetts	61 90
								93	H	Yale	86 71	209	A	Holy Cross	89 85
								100	A	Northern Ill.	102 109	224	H	Dartmouth	61 81
												297	H	Central Conn. St.	68 63
												298	A	Bryant	57 75
												298	N	Bryant	84 68
												309	H	Fairfield	68 49
												325	H	New Hampshire	76 70
												344	A	Chicago St.	90 65
LAST 12 Division I GAMES:															
65	H	Harvard	83 100	200	A	Rhode Island	67 72								
224	H	Dartmouth	61 81	344	A	Chicago St.	90 65								
93	A	Yale	72 84	75	A	Maine	96 102								
93	H	Yale	86 71	298	N	Bryant	84 68								
14	A	Rutgers	52 73	49	H	Bucknell	78 91								
100	A	Northern Ill.	102 109	202	H	Massachusetts	61 90								

Non-Div I Games: Johnson & Wales (RI) 78 46 Adelphi 75 62

Brown

Loss, Non-Conf, S Site, H Home A Away N Neutral

Average RPI Win: 272	WON-LOST	WINNING	LAST 10	STRENGTH OF	OPP. STRENGTH	TEAM	ADJ.	CONF.	ADJ CONF.
Average RPI Loss: 193	RECORD	PCT. RANK	GAMES	SCHEDULE	OF SCHEDULE	RPI	RPI	RPI	RPI
DIV. I ONLY	6- 14	273	0- 1	281	316	298	298	31	31
DIV. I NON-CONF.	2- 9	297	0- 1	189	212	287	287	31	31
TOTALS	RPI 1-25	RPI 26-50	W-L RECORDS	RPI 51-100	RPI 101-150	RPI 150+			
6- 14	0- 0	0- 0	OVERALL	0- 5	0- 0	6- 9			
4- 4	0- 0	0- 0	HOME	0- 1	0- 0	4- 3			
2- 8	0- 0	0- 0	AWAY	0- 3	0- 0	2- 5			
0- 2	0- 0	0- 0	NEUTRAL	0- 1	0- 0	0- 1			
2- 9	0- 0	0- 0	NON-CONFERENCE	0- 5	0- 0	2- 4			
1- 2	0- 0	0- 0	HOME	0- 1	0- 0	1- 1			
1- 5	0- 0	0- 0	AWAY	0- 3	0- 0	1- 2			
0- 2	0- 0	0- 0	NEUTRAL	0- 1	0- 0	0- 1			
4- 5	0- 0	0- 0	CONFERENCE	0- 0	0- 0	4- 5			
3- 2	0- 0	0- 0	HOME	0- 0	0- 0	3- 2			
1- 3	0- 0	0- 0	AWAY	0- 0	0- 0	1- 3			
0- 0	0- 0	0- 0	NEUTRAL	0- 0	0- 0	0- 0			

RPI S	Opponent	Score	RPI S	Opponent	Score	RPI S	Opponent	Score	RPI S	Opponent	Score	Team's RPI: 298
						68	A West Virginia	48 94	165	A Boston U.	65 67	
						75	H Maine	57 74	204	H Saint Francis (PA)	66 63	
						86	A Boston College	46 83	209	H Holy Cross	62 81	
						91	N Providence	64 72	214	H Robert Morris	57 60	
						97	A Hartford	57 67	234	H Brown	75 57	
									234	N Brown	68 84	
									241	A Sacred Heart	48 49	
									244	A Mt. St. Mary's	73 68	
									256	H St. Francis Brooklyn	55 60	
									297	A Central Conn. St.	65 66	
									297	H Central Conn. St.	72 60	
									304	A UMass Lowell	58 57	
									325	A New Hampshire	74 79	
									343	A Fairleigh Dickinson	53 63	
									351	H LIU Brooklyn	69 62	
LAST 12 Division I GAMES:												
297	A Central Conn. St.	65 66	91	N Providence	64 72							
343	A Fairleigh Dickinson	53 63	244	A Mt. St. Mary's	73 68							
297	H Central Conn. St.	72 60	256	H St. Francis Brooklyn	55 60							
204	H Saint Francis (PA)	66 63	351	H LIU Brooklyn	69 62							
214	H Robert Morris	57 60	209	H Holy Cross	62 81							
241	A Sacred Heart	48 49	97	A Hartford	57 67							

Non-Div I Games:

Bryant

■ Loss,
 ■ Non-Conf,
 ■ S Site,
 ■ H Home
 ■ A Away
 N Neutral

Average RPI Win:	216	WON-LOST	WINNING	LAST 10	STRENGTH OF	OPP. STRENGTH	TEAM	ADJ.	CONF.	ADJ CONF.
Average RPI Loss:	72	RECORD	PCT. RANK	GAMES	SCHEDULE	OF SCHEDULE	RPI	RPI	RPI	RPI
DIV. I ONLY	18- 4	24	1- 0	151	193	49	49	19	19	
DIV. I NON-CONF.	9- 3	61	0- 0	118	146	39	39	22	22	
TOTALS	RPI 1-25	RPI 26-50	W-L RECORDS	RPI 51-100	RPI 101-150	RPI 150+				
18- 4	0- 2	0- 0	OVERALL	1- 0	3- 1	14- 1				
7- 1	0- 0	0- 0	HOME	1- 0	3- 0	3- 1				
9- 3	0- 2	0- 0	AWAY	0- 0	0- 1	9- 0				
2- 0	0- 0	0- 0	NEUTRAL	0- 0	0- 0	2- 0				
9- 3	0- 2	0- 0	NON-CONFERENCE	1- 0	1- 1	7- 0				
4- 0	0- 0	0- 0	HOME	1- 0	1- 0	2- 0				
3- 3	0- 2	0- 0	AWAY	0- 0	0- 1	3- 0				
2- 0	0- 0	0- 0	NEUTRAL	0- 0	0- 0	2- 0				
9- 1	0- 0	0- 0	CONFERENCE	0- 0	2- 0	7- 1				
3- 1	0- 0	0- 0	HOME	0- 0	2- 0	1- 1				
6- 0	0- 0	0- 0	AWAY	0- 0	0- 0	6- 0				
0- 0	0- 0	0- 0	NEUTRAL	0- 0	0- 0	0- 0				

RPI	S	Opponent	Score	RPI	S	Opponent	Score	Team's RPI: 49	RPI	S	Opponent	Score	RPI	S	Opponent	Score
9	A	Syracuse	56 70						66	H	Quinnipiac	75 58	103	H	American	71 56
10	A	Iowa St.	61 86										104	A	Drexel	42 64
													125	H	Youngstown St.	73 68
													136	H	Lehigh	71 53
													165	A	Boston U.	62 58
													165	H	Boston U.	62 70
													201	H	Rider	80 59
													202	N	Massachusetts	77 58
													206	A	St. Bonaventure	77 46
													209	H	Holy Cross	75 71
													217	A	Navy	77 43
													229	A	Colgate	90 62
													234	A	Brown	91 78
													239	A	Monmouth	70 32
													295	A	Loyola Maryland	75 57
													300	A	Army West Point	66 52
													309	N	Fairfield	77 54
													319	A	Lafayette	56 47
													329	H	Iona	81 43
LAST 12 Division I GAMES:																
217	A	Navy	77 43	165	A	Boston U.	62 58									
209	H	Holy Cross	75 71	300	A	Army West Point	66 52									
295	A	Loyola Maryland	75 57	165	H	Boston U.	62 70									
229	A	Colgate	90 62	103	H	American	71 56									
136	H	Lehigh	71 53	10	A	Iowa St.	61 86									
319	A	Lafayette	56 47	125	H	Youngstown St.	73 68									

Non-Div I Games:

Bucknell

Buffalo

Through Games Of Feb. 2, 2019

Average RPI Win:	178	WON-LOST	WINNING	LAST 10	STRENGTH OF	OPP. STRENGTH	TEAM	ADJ.	CONF.	ADJ CONF.
Average RPI Loss:	38	RECORD	PCT. RANK	GAMES	SCHEDULE	OF SCHEDULE	RPI	RPI	RPI	RPI
DIV. I ONLY	14- 5	56	0- 1	39	107	26	26	8	8	
DIV. I NON-CONF.	8- 3	72	0- 0	81	90	34	34	8	8	
TOTALS	RPI 1-25	RPI 26-50	W-L RECORDS	RPI 51-100	RPI 101-150	RPI 150+				
14- 5	0- 3	1- 1	OVERALL	2- 0	2- 1	9- 0				
5- 2	0- 1	0- 1	HOME	1- 0	1- 0	3- 0				
7- 3	0- 2	0- 0	AWAY	1- 0	0- 1	6- 0				
2- 0	0- 0	1- 0	NEUTRAL	0- 0	1- 0	0- 0				
8- 3	0- 2	1- 0	NON-CONFERENCE	0- 0	1- 1	6- 0				
2- 1	0- 1	0- 0	HOME	0- 0	0- 0	2- 0				
4- 2	0- 1	0- 0	AWAY	0- 0	0- 1	4- 0				
2- 0	0- 0	1- 0	NEUTRAL	0- 0	1- 0	0- 0				
6- 2	0- 1	0- 1	CONFERENCE	2- 0	1- 0	3- 0				
3- 1	0- 0	0- 1	HOME	1- 0	1- 0	1- 0				
3- 1	0- 1	0- 0	AWAY	1- 0	0- 0	2- 0				
0- 0	0- 0	0- 0	NEUTRAL	0- 0	0- 0	0- 0				

RPI 1-25				RPI 26-50				Team's RPI: 26				RPI 51-100				RPI 101+			
RPI	S	Opponent	Score	RPI	S	Opponent	Score	RPI	S	Opponent	Score	RPI	S	Opponent	Score	RPI	S	Opponent	Score
4	A	Oregon	82 102	27	N	South Dakota St.	61 55	54	A	Miami (OH)	66 59	102	N	Georgetown	73 64				
5	H	Stanford	55 62	44	H	Ohio	71 74	100	H	Northern Ill.	93 64	114	A	Dayton	59 72				
21	A	Central Mich.	65 76									150	H	Akron	91 72				
												176	A	UMES	69 63				
												182	H	Ball St.	77 65				
												190	A	Eastern Mich.	91 84				
												206	H	St. Bonaventure	90 43				
												224	A	Dartmouth	75 69				
												237	H	Niagara	88 61				
												270	A	Canisius	84 66				
												282	A	Western Mich.	61 59				
												297	A	Central Conn. St.	82 69				
LAST 12 Division I GAMES:																			
100	H	Northern Ill.	93 64	21	A	Central Mich.	65 76												
150	H	Akron	91 72	44	H	Ohio	71 74												
282	A	Western Mich.	61 59	206	H	St. Bonaventure	90 43												
182	H	Ball St.	77 65	5	H	Stanford	55 62												
54	A	Miami (OH)	66 59	224	A	Dartmouth	75 69												
190	A	Eastern Mich.	91 84	114	A	Dayton	59 72												

Non-Div I Games:

Buffalo

■ Loss,
■ Non-Conf, S Site,
■ Home
■ Away
N Neutral

Average RPI Win:	169	WON-LOST	WINNING	LAST 10	STRENGTH OF	OPP. STRENGTH	TEAM	ADJ.	CONF.	ADJ CONF.
Average RPI Loss:	42	RECORD	PCT. RANK	GAMES	SCHEDULE	OF SCHEDULE	RPI	RPI	RPI	RPI
DIV. I ONLY	17- 4	26	1- 0	119	68	41	41	6	6	
DIV. I NON-CONF.	10- 1	17	0- 0	256	170	52	52	4	4	
TOTALS	RPI 1-25	RPI 26-50	W-L RECORDS	RPI 51-100	RPI 101-150	RPI 150+				
17- 4	0- 1	1- 2	OVERALL	1- 1	6- 0	9- 0				
9- 2	0- 1	0- 1	HOME	0- 0	2- 0	7- 0				
6- 2	0- 0	1- 1	AWAY	1- 1	3- 0	1- 0				
2- 0	0- 0	0- 0	NEUTRAL	0- 0	1- 0	1- 0				
10- 1	0- 0	0- 1	NON-CONFERENCE	0- 0	2- 0	8- 0				
7- 0	0- 0	0- 0	HOME	0- 0	0- 0	7- 0				
1- 1	0- 0	0- 1	AWAY	0- 0	1- 0	0- 0				
2- 0	0- 0	0- 0	NEUTRAL	0- 0	1- 0	1- 0				
7- 3	0- 1	1- 1	CONFERENCE	1- 1	4- 0	1- 0				
2- 2	0- 1	0- 1	HOME	0- 0	2- 0	0- 0				
5- 1	0- 0	1- 0	AWAY	1- 1	2- 0	1- 0				
0- 0	0- 0	0- 0	NEUTRAL	0- 0	0- 0	0- 0				

RPI 1-25				RPI 26-50				Team's RPI: 41	RPI 51-100				RPI 101+			
RPI	S	Opponent	Score	RPI	S	Opponent	Score		RPI	S	Opponent	Score	RPI	S	Opponent	Score
11	H	Marquette	58 87	33	A	Indiana	46 66		91	A	Providence	68 74	101	N	Ohio St.	66 53
				34	H	DePaul	78 86		99	A	Creighton	75 43	102	A	Georgetown	59 50
				40	A	Villanova	63 55						119	H	Seton Hall	62 59
													126	A	St. John's (NY)	73 68
													126	H	St. John's (NY)	66 45
													150	A	Akron	63 47
													163	A	Xavier	63 41
													173	H	Indiana St.	72 49
													182	H	Ball St.	64 47
													190	N	Eastern Mich.	73 63
													196	H	Illinois St.	58 56
													236	H	Western Ill.	92 51
													278	H	Eastern Ill.	72 37
													288	H	Murray St.	86 65
													304	H	UMass Lowell	89 36
LAST 12 Division I GAMES:																
				11	H	Marquette	58 87		126	A	St. John's (NY)	73 68				
				34	H	DePaul	78 86		119	H	Seton Hall	62 59				
				99	A	Creighton	75 43		102	A	Georgetown	59 50				
				91	A	Providence	68 74		40	A	Villanova	63 55				
				163	A	Xavier	63 41		190	N	Eastern Mich.	73 63				
				126	H	St. John's (NY)	66 45		101	N	Ohio St.	66 53				

Non-Div I Games:

Butler

CSU Bakersfield

Through Games Of Feb. 2, 2019

Average RPI Win:	264	WON-LOST	WINNING	LAST 10	STRENGTH OF	OPP. STRENGTH	TEAM	ADJ.	CONF.	ADJ CONF.
Average RPI Loss:	219	RECORD	PCT. RANK	GAMES	SCHEDULE	OF SCHEDULE	RPI	RPI	RPI	RPI
DIV. I ONLY	7- 12	242	1- 0	324	318	276	276	30	30	
DIV. I NON-CONF.	2- 9	297	0- 0	286	281	315	315	30	30	
TOTALS	RPI 1-25	RPI 26-50	W-L RECORDS	RPI 51-100	RPI 101-150	RPI 150+				
7- 12	0- 0	0- 1	OVERALL	1- 0	0- 0	6- 11				
2- 3	0- 0	0- 0	HOME	1- 0	0- 0	1- 3				
5- 9	0- 0	0- 1	AWAY	0- 0	0- 0	5- 8				
0- 0	0- 0	0- 0	NEUTRAL	0- 0	0- 0	0- 0				
2- 9	0- 0	0- 1	NON-CONFERENCE	1- 0	0- 0	1- 8				
1- 1	0- 0	0- 0	HOME	1- 0	0- 0	0- 1				
1- 8	0- 0	0- 1	AWAY	0- 0	0- 0	1- 7				
0- 0	0- 0	0- 0	NEUTRAL	0- 0	0- 0	0- 0				
5- 3	0- 0	0- 0	CONFERENCE	0- 0	0- 0	5- 3				
1- 2	0- 0	0- 0	HOME	0- 0	0- 0	1- 2				
4- 1	0- 0	0- 0	AWAY	0- 0	0- 0	4- 1				
0- 0	0- 0	0- 0	NEUTRAL	0- 0	0- 0	0- 0				

RPI 1-25			RPI 26-50			RPI 51-100			RPI 101+ Team's RPI: 276		
RPI	S	Opponent	Score	RPI	S	Opponent	Score	RPI	S	Opponent	Score
				38	A	Oregon St.	52 92	88	H	Wright St.	76 74
								152	A	UC Irvine	78 85
								161	H	New Mexico St.	59 61
								172	H	UC Riverside	67 79
								177	A	North Texas	59 71
								203	A	SMU	43 49
								210	H	UTRGV	68 63
								216	A	UMKC	67 57
								253	A	Cal St. Fullerton	56 64
								268	A	Utah Valley	70 78
								279	A	UTEP	47 53
								287	H	California Baptist	45 68
								306	A	UC Santa Barbara	56 48
								311	A	Omaha	46 53
								326	A	San Jose St.	72 82
								340	A	Grand Canyon	59 46
								341	A	Seattle U	70 60
								344	A	Chicago St.	67 56
LAST 12 Division I GAMES:											
287	H	California Baptist	45 68	340	A	Grand Canyon	59 46				
344	A	Chicago St.	67 56	341	A	Seattle U	70 60				
216	A	UMKC	67 57	172	H	UC Riverside	67 79				
161	H	New Mexico St.	59 61	38	A	Oregon St.	52 92				
210	H	UTRGV	68 63	177	A	North Texas	59 71				
268	A	Utah Valley	70 78	203	A	SMU	43 49				

Non-Div I Games: Whittier 74 46 Westcliff 91 37

CSU Bakersfield

Loss, Non-Conf, S Site, H Home A Away N Neutral

Average RPI Win:	246	WON-LOST	WINNING	LAST 10	STRENGTH OF	OPP. STRENGTH	TEAM	ADJ.	CONF.	ADJ CONF.
Average RPI Loss:	67	RECORD	PCT. RANK	GAMES	SCHEDULE	OF SCHEDULE	RPI	RPI	RPI	RPI
DIV. I ONLY	11- 11	165	0- 1	127	119	146	146	22	22	
DIV. I NON-CONF.	6- 8	199	0- 1	132	41	161	161	21	21	
TOTALS	RPI 1-25	RPI 26-50	W-L RECORDS	RPI 51-100	RPI 101-150	RPI 150+				
11- 11	0- 3	0- 1	OVERALL	0- 5	1- 1	10- 1				
7- 3	0- 0	0- 0	HOME	0- 2	1- 1	6- 0				
4- 8	0- 3	0- 1	AWAY	0- 3	0- 0	4- 1				
0- 0	0- 0	0- 0	NEUTRAL	0- 0	0- 0	0- 0				
6- 8	0- 3	0- 1	NON-CONFERENCE	0- 3	1- 1	5- 0				
4- 2	0- 0	0- 0	HOME	0- 1	1- 1	3- 0				
2- 6	0- 3	0- 1	AWAY	0- 2	0- 0	2- 0				
0- 0	0- 0	0- 0	NEUTRAL	0- 0	0- 0	0- 0				
5- 3	0- 0	0- 0	CONFERENCE	0- 2	0- 0	5- 1				
3- 1	0- 0	0- 0	HOME	0- 1	0- 0	3- 0				
2- 2	0- 0	0- 0	AWAY	0- 1	0- 0	2- 1				
0- 0	0- 0	0- 0	NEUTRAL	0- 0	0- 0	0- 0				

RPI 1-25				RPI 26-50				RPI 51-100				RPI 101+ Team's RPI: 146			
RPI	S	Opponent	Score	RPI	S	Opponent	Score	RPI	S	Opponent	Score	RPI	S	Opponent	Score
5	A	Stanford	43 69	50	A	Southern California	42 58	57	A	Boise St.	63 74	110	H	Loyola Marymount	53 72
19	A	Drake	63 73					65	H	Harvard	55 75	115	H	Washington St.	65 52
23	A	California	42 67					78	A	UC Davis	54 70	152	A	UC Irvine	61 65
								78	H	UC Davis	49 60	172	H	UC Riverside	69 56
								98	A	Idaho	73 88	174	A	Santa Clara	53 38
												248	A	Long Beach St.	51 37
												251	H	San Diego St.	77 74
												253	H	Cal St. Fullerton	74 44
												262	A	Hawaii	49 29
												287	H	California Baptist	73 67
												306	H	UC Santa Barbara	73 65
												311	A	Omaha	64 52
												326	H	San Jose St.	76 40
LAST 12 Division I GAMES:															
78	A	UC Davis	54 70	65	H	Harvard	55 75								
253	H	Cal St. Fullerton	74 44	152	A	UC Irvine	61 65								
248	A	Long Beach St.	51 37	306	H	UC Santa Barbara	73 65								
78	H	UC Davis	49 60	5	A	Stanford	43 69								
172	H	UC Riverside	69 56	326	H	San Jose St.	76 40								
262	A	Hawaii	49 29	50	A	Southern California	42 58								

Non-Div I Games:

CSUN

■ Loss,
■ Non-Conf,
■ S Site,
■ H Home
■ A Away
N Neutral

Average RPI Win:	281	WON-LOST	WINNING	LAST 10	STRENGTH OF	OPP. STRENGTH	TEAM	ADJ.	CONF.	ADJ CONF.
Average RPI Loss:	170	RECORD	PCT. RANK	GAMES	SCHEDULE	OF SCHEDULE	RPI	RPI	RPI	RPI
DIV. I ONLY	3- 14	321	0- 1	263	206	321	321	22	22	
DIV. I NON-CONF.	2- 8	293	0- 0	259	87	299	299	21	21	
TOTALS	RPI 1-25	RPI 26-50	W-L RECORDS	RPI 51-100	RPI 101-150	RPI 150+				
3- 14	0- 0	0- 2	OVERALL	0- 1	0- 2	3- 9				
2- 5	0- 0	0- 0	HOME	0- 1	0- 1	2- 3				
1- 8	0- 0	0- 2	AWAY	0- 0	0- 1	1- 5				
0- 1	0- 0	0- 0	NEUTRAL	0- 0	0- 0	0- 1				
2- 8	0- 0	0- 2	NON-CONFERENCE	0- 1	0- 2	2- 3				
1- 3	0- 0	0- 0	HOME	0- 1	0- 1	1- 1				
1- 4	0- 0	0- 2	AWAY	0- 0	0- 1	1- 1				
0- 1	0- 0	0- 0	NEUTRAL	0- 0	0- 0	0- 1				
1- 6	0- 0	0- 0	CONFERENCE	0- 0	0- 0	1- 6				
1- 2	0- 0	0- 0	HOME	0- 0	0- 0	1- 2				
0- 4	0- 0	0- 0	AWAY	0- 0	0- 0	0- 4				
0- 0	0- 0	0- 0	NEUTRAL	0- 0	0- 0	0- 0				

RPI S	Opponent	Score	RPI S	Opponent	Score	RPI S	Opponent	Score	RPI S	Opponent	Score	Team's RPI: 321
38	A Oregon St.	54 79	52	H Saint Mary's (CA)	51 69	128	A Fresno St.	58 76				
48	A UCLA	35 81				135	H Pepperdine	63 70				
						152	A UC Irvine	57 73				
						152	H UC Irvine	59 75				
						189	H Illinois	51 74				
						197	H Eastern Wash.	59 55				
						227	N San Francisco	62 65				
						235	A Sacramento St.	85 88				
						248	A Long Beach St.	58 61				
						253	A Cal St. Fullerton	64 78				
						262	A Hawaii	52 70				
						262	H Hawaii	54 71				
						306	H UC Santa Barbara	75 67				
						341	A Seattle U	60 50				
LAST 12 Division I GAMES:												
152	A UC Irvine	57 73	262	A Hawaii	52 70							
262	H Hawaii	54 71	48	A UCLA	35 81							
253	A Cal St. Fullerton	64 78	341	A Seattle U	60 50							
248	A Long Beach St.	58 61	52	H Saint Mary's (CA)	51 69							
306	H UC Santa Barbara	75 67	197	H Eastern Wash.	59 55							
152	H UC Irvine	59 75	135	H Pepperdine	63 70							

Non-Div I Games: Academy of Art 87 65

Cal Poly

■ Loss,
 ■ Non-Conf,
 ■ S Site,
 ■ H Home
 ■ A Away
 N Neutral

Average RPI Win:	286	WON-LOST	WINNING	LAST 10	STRENGTH OF	OPP. STRENGTH	TEAM	ADJ.	CONF.	ADJ CONF.
Average RPI Loss:	150	RECORD	PCT. RANK	GAMES	SCHEDULE	OF SCHEDULE	RPI	RPI	RPI	RPI
DIV. I ONLY	10- 9	151	0- 1	330	229	253	253	22	22	
DIV. I NON-CONF.	7- 5	132	0- 0	323	265	236	236	21	21	
TOTALS	RPI 1-25	RPI 26-50	W-L RECORDS	RPI 51-100	RPI 101-150	RPI 150+				
10- 9	0- 0	0- 0	OVERALL	0- 3	0- 2	10- 4				
5- 5	0- 0	0- 0	HOME	0- 2	0- 0	5- 3				
5- 4	0- 0	0- 0	AWAY	0- 1	0- 2	5- 1				
0- 0	0- 0	0- 0	NEUTRAL	0- 0	0- 0	0- 0				
7- 5	0- 0	0- 0	NON-CONFERENCE	0- 1	0- 1	7- 3				
3- 3	0- 0	0- 0	HOME	0- 1	0- 0	3- 2				
4- 2	0- 0	0- 0	AWAY	0- 0	0- 1	4- 1				
0- 0	0- 0	0- 0	NEUTRAL	0- 0	0- 0	0- 0				
3- 4	0- 0	0- 0	CONFERENCE	0- 2	0- 1	3- 1				
2- 2	0- 0	0- 0	HOME	0- 1	0- 0	2- 1				
1- 2	0- 0	0- 0	AWAY	0- 1	0- 1	1- 0				
0- 0	0- 0	0- 0	NEUTRAL	0- 0	0- 0	0- 0				

RPI S	Opponent	Score	RPI S	Opponent	Score	RPI S	Opponent	Score	RPI S	Opponent	Score	Team's RPI: 253
						78	A UC Davis	51 75	129	A Washington	74 83	
						78	H UC Davis	39 75	146	A CSUN	44 74	
						79	H Pacific	64 72	166	A Portland	74 83	
									174	H Santa Clara	60 64	
									224	H Dartmouth	67 62	
									248	H Long Beach St.	53 59	
									251	H San Diego St.	72 83	
									262	H Hawaii	72 68	
									263	A Columbia	61 58	
									268	H Utah Valley	56 55	
									276	H CSU Bakersfield	64 56	
									287	A California Baptist	79 65	
									306	A UC Santa Barbara	59 52	
									315	A Saint Peter's	69 45	
									321	H Cal Poly	78 64	
									341	A Seattle U	57 54	
LAST 12 Division I GAMES:												
146	A CSUN	44 74	248	H Long Beach St.	53 59							
78	H UC Davis	39 75	268	H Utah Valley	56 55							
306	A UC Santa Barbara	59 52	79	H Pacific	64 72							
321	H Cal Poly	78 64	315	A Saint Peter's	69 45							
78	A UC Davis	51 75	263	A Columbia	61 58							
262	H Hawaii	72 68	276	H CSU Bakersfield	64 56							

Non-Div I Games: Antelope Valley 77 65

Cal St. Fullerton

■ Loss,
 ■ Non-Conf, S Site,
 ■ Home
 ■ Away
 N Neutral

California

Through Games Of Feb. 2, 2019

Average RPI Win:	116	WON-LOST	WINNING	LAST 10	STRENGTH OF	OPP. STRENGTH	TEAM	ADJ.	CONF.	ADJ CONF.
Average RPI Loss:	34	RECORD	PCT. RANK	GAMES	SCHEDULE	OF SCHEDULE	RPI	RPI	RPI	RPI
DIV. I ONLY	14- 7	84	0- 1	23	5	23	23	2	2	
DIV. I NON-CONF.	9- 2	43	0- 0	44	29	22	22	2	2	
TOTALS	RPI 1-25	RPI 26-50	W-L RECORDS	RPI 51-100	RPI 101-150	RPI 150+				
14- 7	1- 3	2- 2	OVERALL	3- 2	6- 0	2- 0				
7- 3	1- 1	1- 1	HOME	1- 1	3- 0	1- 0				
5- 4	0- 2	1- 1	AWAY	1- 1	2- 0	1- 0				
2- 0	0- 0	0- 0	NEUTRAL	1- 0	1- 0	0- 0				
9- 2	0- 1	1- 0	NON-CONFERENCE	3- 1	3- 0	2- 0				
3- 2	0- 1	0- 0	HOME	1- 1	1- 0	1- 0				
4- 0	0- 0	1- 0	AWAY	1- 0	1- 0	1- 0				
2- 0	0- 0	0- 0	NEUTRAL	1- 0	1- 0	0- 0				
5- 5	1- 2	1- 2	CONFERENCE	0- 1	3- 0	0- 0				
4- 1	1- 0	1- 1	HOME	0- 0	2- 0	0- 0				
1- 4	0- 2	0- 1	AWAY	0- 1	1- 0	0- 0				
0- 0	0- 0	0- 0	NEUTRAL	0- 0	0- 0	0- 0				

RPI 1-25				Team's RPI: 23	RPI 26-50				RPI 51-100				RPI 101+						
RPI	S	Opponent	Score		RPI	S	Opponent	Score		RPI	S	Opponent	Score		RPI	S	Opponent	Score	
5	A	Stanford	50	75	28	A	Utah	74	87	52	A	Saint Mary's (CA)	81	78	106	A	Penn St.	75	58
5	H	Stanford	81	80	32	A	BYU	70	52	65	H	Harvard	79	85	115	H	Washington St.	77	63
7	H	UConn	66	76	48	H	UCLA	79	84	71	A	Arizona	55	60	122	N	Tulane	65	57
16	A	Arizona St.	61	62	50	H	Southern California	66	59	79	N	Pacific	81	69	129	H	Washington	79	70
										96	H	Houston	80	79	138	A	Colorado	80	60
															146	H	CSUN	67	42
															254	A	San Diego	70	53
															306	H	UC Santa Barbara	69	45
LAST 12 Division I GAMES:																			
5	H	Stanford	81	80	5	A	Stanford	50	75										
138	A	Colorado	80	60	71	A	Arizona	55	60										
28	A	Utah	74	87	50	H	Southern California	66	59										
129	H	Washington	79	70	48	H	UCLA	79	84										
115	H	Washington St.	77	63	65	H	Harvard	79	85										
16	A	Arizona St.	61	62	7	H	UConn	66	76										

Non-Div I Games:

California

■ Loss,
■ Non-Conf,
■ S Site,
■ H Home
■ A Away
N Neutral

Average RPI Win:	279	WON-LOST	WINNING	LAST 10	STRENGTH OF	OPP. STRENGTH	TEAM	ADJ.	CONF.	ADJ CONF.
Average RPI Loss:	195	RECORD	PCT. RANK	GAMES	SCHEDULE	OF SCHEDULE	RPI	RPI	RPI	RPI
DIV. I ONLY	7- 10	226	1- 0	326	306	287	287	30	30	
DIV. I NON-CONF.	3- 6	241	0- 0	267	236	262	262	30	30	
TOTALS	RPI 1-25	RPI 26-50	W-L RECORDS	RPI 51-100	RPI 101-150	RPI 150+				
7- 10	0- 0	0- 1	OVERALL	0- 1	0- 1	7- 7				
4- 3	0- 0	0- 0	HOME	0- 1	0- 0	4- 2				
3- 6	0- 0	0- 0	AWAY	0- 0	0- 1	3- 5				
0- 1	0- 0	0- 1	NEUTRAL	0- 0	0- 0	0- 0				
3- 6	0- 0	0- 1	NON-CONFERENCE	0- 1	0- 1	3- 3				
1- 2	0- 0	0- 0	HOME	0- 1	0- 0	1- 1				
2- 3	0- 0	0- 0	AWAY	0- 0	0- 1	2- 2				
0- 1	0- 0	0- 1	NEUTRAL	0- 0	0- 0	0- 0				
4- 4	0- 0	0- 0	CONFERENCE	0- 0	0- 0	4- 4				
3- 1	0- 0	0- 0	HOME	0- 0	0- 0	3- 1				
1- 3	0- 0	0- 0	AWAY	0- 0	0- 0	1- 3				
0- 0	0- 0	0- 0	NEUTRAL	0- 0	0- 0	0- 0				

RPI 1-25			RPI 26-50			RPI 51-100			RPI 101+			Team's RPI: 287
RPI	S	Opponent	Score	RPI	S	Opponent	Score	RPI	S	Opponent	Score	
				32	N	BYU	69 76	73	H	Idaho St.	57 72	
								146	A	CSUN	67 73	
								161	A	New Mexico St.	69 76	
								172	H	UC Riverside	65 57	
								210	A	UTRGV	56 60	
								216	H	UMKC	74 78	
								248	A	Long Beach St.	85 83	
								251	A	San Diego St.	67 83	
								253	H	Cal St. Fullerton	65 79	
								266	A	Northern Ariz.	88 91	
								268	H	Utah Valley	83 54	
								276	A	CSU Bakersfield	68 45	
								306	A	UC Santa Barbara	76 64	
								340	A	Grand Canyon	71 75	
								341	H	Seattle U	100 83	
								344	H	Chicago St.	89 52	
LAST 12 Division I GAMES:												
268	H	Utah Valley	83 54	341	H	Seattle U	100 83					
340	A	Grand Canyon	71 75	161	A	New Mexico St.	69 76					
276	A	CSU Bakersfield	68 45	306	A	UC Santa Barbara	76 64					
344	H	Chicago St.	89 52	172	H	UC Riverside	65 57					
216	H	UMKC	74 78	146	A	CSUN	67 73					
210	A	UTRGV	56 60	32	N	BYU	69 76					

Non-Div I Games: La Sierra 91 44 Notre Dame de Namur 80 47 Fresno Pacific 93 71 Westcliff 133 43
California Baptist

Average RPI Win:	304	WON-LOST	WINNING	LAST 10	STRENGTH OF	OPP. STRENGTH	TEAM	ADJ.	CONF.	ADJ CONF.
Average RPI Loss:	168	RECORD	PCT. RANK	GAMES	SCHEDULE	OF SCHEDULE	RPI	RPI	RPI	RPI
DIV. I ONLY	10- 8	138	1- 0	327	323	249	249	28	28	
DIV. I NON-CONF.	6- 3	91	1- 0	328	315	215	215	29	29	
TOTALS	RPI 1-25	RPI 26-50	W-L RECORDS	RPI 51-100	RPI 101-150	RPI 150+				
10- 8	0- 0	0- 0	OVERALL	0- 2	0- 2	10- 4				
4- 5	0- 0	0- 0	HOME	0- 1	0- 1	4- 3				
5- 3	0- 0	0- 0	AWAY	0- 1	0- 1	5- 1				
1- 0	0- 0	0- 0	NEUTRAL	0- 0	0- 0	1- 0				
6- 3	0- 0	0- 0	NON-CONFERENCE	0- 2	0- 0	6- 1				
2- 2	0- 0	0- 0	HOME	0- 1	0- 0	2- 1				
3- 1	0- 0	0- 0	AWAY	0- 1	0- 0	3- 0				
1- 0	0- 0	0- 0	NEUTRAL	0- 0	0- 0	1- 0				
4- 5	0- 0	0- 0	CONFERENCE	0- 0	0- 2	4- 3				
2- 3	0- 0	0- 0	HOME	0- 0	0- 1	2- 2				
2- 2	0- 0	0- 0	AWAY	0- 0	0- 1	2- 1				
0- 0	0- 0	0- 0	NEUTRAL	0- 0	0- 0	0- 0				

RPI	S	Opponent	Score	RPI	S	Opponent	Score	RPI	S	Opponent	Score	RPI	S	Opponent	Score	Team's RPI: 249
64	H	Old Dominion	59	83	120	H	Radford	52	56	127	A	High Point	60	65		
86	A	Boston College	56	76	180	A	UNC Asheville	52	60	188	H	Hampton	52	46		
					226	H	Howard	64	69	264	H	Gardner-Webb	38	52		
					267	A	Norfolk St.	57	49	275	H	Winthrop	46	59		
					293	H	Col. of Charleston	66	65	311	N	Omaha	65	52		
					316	A	FIU	59	54	317	H	UNC Greensboro	53	49		
					331	A	Charleston So.	60	58	334	A	Western Caro.	63	37		
					336	H	Presbyterian	51	46	342	A	Longwood	66	60		
LAST 12 Division I GAMES:																
342	A	Longwood	66	60	316	A	FIU	59	54							
120	H	Radford	52	56	331	A	Charleston So.	60	58							
127	A	High Point	60	65	264	H	Gardner-Webb	38	52							
188	H	Hampton	52	46	336	H	Presbyterian	51	46							
275	H	Winthrop	46	59	86	A	Boston College	56	76							
180	A	UNC Asheville	52	60	226	H	Howard	64	69							

Non-Div I Games: William Peace 65 36 Columbia (SC) 93 46

Campbell

■ Loss,
 ■ Non-Conf, S Site,
 ■ Home
 ■ Away
 N Neutral

Average RPI Win: 288	WON-LOST	WINNING	LAST 10	STRENGTH OF	OPP. STRENGTH	TEAM	ADJ.	CONF.	ADJ CONF.
Average RPI Loss: 165	RECORD	PCT. RANK	GAMES	SCHEDULE	OF SCHEDULE	RPI	RPI	RPI	RPI
DIV. I ONLY	8- 12	231	1- 0	283	261	270	270	27	27
DIV. I NON-CONF.	2- 9	297	0- 0	239	233	313	313	28	28
TOTALS	RPI 1-25	RPI 26-50	W-L RECORDS	RPI 51-100	RPI 101-150	RPI 150+			
8- 12	0- 0	0- 1	OVERALL	0- 2	0- 3	8- 6			
4- 7	0- 0	0- 1	HOME	0- 2	0- 2	4- 2			
4- 5	0- 0	0- 0	AWAY	0- 0	0- 1	4- 4			
0- 0	0- 0	0- 0	NEUTRAL	0- 0	0- 0	0- 0			
2- 9	0- 0	0- 1	NON-CONFERENCE	0- 1	0- 2	2- 5			
1- 5	0- 0	0- 1	HOME	0- 1	0- 1	1- 2			
1- 4	0- 0	0- 0	AWAY	0- 0	0- 1	1- 3			
0- 0	0- 0	0- 0	NEUTRAL	0- 0	0- 0	0- 0			
6- 3	0- 0	0- 0	CONFERENCE	0- 1	0- 1	6- 1			
3- 2	0- 0	0- 0	HOME	0- 1	0- 1	3- 0			
3- 1	0- 0	0- 0	AWAY	0- 0	0- 0	3- 1			
0- 0	0- 0	0- 0	NEUTRAL	0- 0	0- 0	0- 0			

RPI S	Opponent	Score	RPI S	Opponent	Score	RPI S	Opponent	Score	RPI S	Opponent	Score	Team's RPI: 270
26	H Buffalo	66 84	54	H Miami (OH)	59 62	125	H Youngstown St.	36 62				
			66	H Quinnipiac	42 55	149	H Marist	66 71				
						150	A Akron	53 62				
						201	A Rider	62 49				
						206	A St. Bonaventure	94 100				
						210	H UTRGV	53 57				
						220	H Bowling Green	53 74				
						229	A Colgate	53 67				
						238	A Albany (NY)	48 42				
						239	A Monmouth	61 67				
						271	H Vermont	67 46				
						309	H Fairfield	53 50				
						310	A Oakland	60 71				
						315	A Saint Peter's	75 62				
						315	H Saint Peter's	78 59				
						326	H Manhattan	47 44				
						329	A Iona	48 40				
LAST 12 Division I GAMES:												
201	A Rider	62 49	315	H Saint Peter's	78 59							
239	A Monmouth	61 67	149	H Marist	66 71							
66	H Quinnipiac	42 55	326	H Manhattan	47 44							
309	H Fairfield	53 50	271	H Vermont	67 46							
315	A Saint Peter's	75 62	150	A Akron	53 62							
329	A Iona	48 40	220	H Bowling Green	53 74							

Non-Div I Games:

Canisius

Central Ark.

Through Games Of Feb. 2, 2019

Average RPI Win:	330	WON-LOST	WINNING	LAST 10	STRENGTH OF	OPP. STRENGTH	TEAM	ADJ.	CONF.	ADJ CONF.
Average RPI Loss:	155	RECORD	PCT. RANK	GAMES	SCHEDULE	OF SCHEDULE	RPI	RPI	RPI	RPI
DIV. I ONLY	4- 12	298	1- 0	258	272	292	292	26	26	
DIV. I NON-CONF.	1- 5	311	0- 0	243	135	279	279	23	23	
TOTALS	RPI 1-25	RPI 26-50	W-L RECORDS	RPI 51-100	RPI 101-150	RPI 150+				
4- 12	0- 1	0- 0	OVERALL	0- 3	0- 2	4- 6				
2- 4	0- 0	0- 0	HOME	0- 1	0- 1	2- 2				
2- 8	0- 1	0- 0	AWAY	0- 2	0- 1	2- 4				
0- 0	0- 0	0- 0	NEUTRAL	0- 0	0- 0	0- 0				
1- 5	0- 1	0- 0	NON-CONFERENCE	0- 1	0- 2	1- 1				
0- 1	0- 0	0- 0	HOME	0- 0	0- 1	0- 0				
1- 4	0- 1	0- 0	AWAY	0- 1	0- 1	1- 1				
0- 0	0- 0	0- 0	NEUTRAL	0- 0	0- 0	0- 0				
3- 7	0- 0	0- 0	CONFERENCE	0- 2	0- 0	3- 5				
2- 3	0- 0	0- 0	HOME	0- 1	0- 0	2- 2				
1- 4	0- 0	0- 0	AWAY	0- 1	0- 0	1- 3				
0- 0	0- 0	0- 0	NEUTRAL	0- 0	0- 0	0- 0				

RPI 1-25				RPI 26-50				RPI 51-100				RPI 101+ Team's RPI: 292			
RPI	S	Opponent	Score	RPI	S	Opponent	Score	RPI	S	Opponent	Score	RPI	S	Opponent	Score
20	A	Texas A&M	27 84					55	A	Kansas St.	54 70	108	H	South Alabama	50 58
								63	H	SFA	53 59	145	A	Oklahoma	52 65
								72	A	Lamar University	37 57	159	A	Abilene Christian	70 77
												191	H	Nicholls St.	60 64
												207	A	Sam Houston St.	62 66
												260	H	A&M-Corpus Christi	65 73
												274	A	Southeastern La.	53 62
												302	A	Jackson St.	56 65
												312	A	New Orleans	62 60
												323	H	Incarnate Word	74 43
												335	H	Northwestern St.	74 52
												350	A	Alcorn	57 46
LAST 12 Division I GAMES:															
63	H	SFA	53 59	335	H	Northwestern St.	74 52								
159	A	Abilene Christian	70 77	207	A	Sam Houston St.	62 66								
312	A	New Orleans	62 60	274	A	Southeastern La.	53 62								
191	H	Nicholls St.	60 64	260	H	A&M-Corpus Christi	65 73								
323	H	Incarnate Word	74 43	55	A	Kansas St.	54 70								
72	A	Lamar University	37 57	20	A	Texas A&M	27 84								

Non-Div I Games: Central Baptist 55 34 Crowley's Ridge 91 33 Williams Baptist 70 35 Hendrix 72 40
Central Ark.

Loss, Non-Conf, S Site, H Home A Away N Neutral

Average RPI Win:	287	WON-LOST	WINNING	LAST 10	STRENGTH OF	OPP. STRENGTH	TEAM	ADJ.	CONF.	ADJ CONF.
Average RPI Loss:	190	RECORD	PCT. RANK	GAMES	SCHEDULE	OF SCHEDULE	RPI	RPI	RPI	RPI
DIV. I ONLY	6- 13	269	1- 0	289	309	297	297	31	31	
DIV. I NON-CONF.	3- 7	256	0- 0	131	193	212	212	31	31	
TOTALS	RPI 1-25	RPI 26-50	W-L RECORDS	RPI 51-100	RPI 101-150	RPI 150+				
6- 13	0- 1	0- 1	OVERALL	0- 2	0- 1	6- 8				
4- 5	0- 0	0- 1	HOME	0- 1	0- 1	4- 2				
2- 8	0- 1	0- 0	AWAY	0- 1	0- 0	2- 6				
0- 0	0- 0	0- 0	NEUTRAL	0- 0	0- 0	0- 0				
3- 7	0- 1	0- 1	NON-CONFERENCE	0- 2	0- 1	3- 2				
1- 3	0- 0	0- 1	HOME	0- 1	0- 1	1- 0				
2- 4	0- 1	0- 0	AWAY	0- 1	0- 0	2- 2				
0- 0	0- 0	0- 0	NEUTRAL	0- 0	0- 0	0- 0				
3- 6	0- 0	0- 0	CONFERENCE	0- 0	0- 0	3- 6				
3- 2	0- 0	0- 0	HOME	0- 0	0- 0	3- 2				
0- 4	0- 0	0- 0	AWAY	0- 0	0- 0	0- 4				
0- 0	0- 0	0- 0	NEUTRAL	0- 0	0- 0	0- 0				

RPI 1-25				RPI 26-50				RPI 51-100				RPI 101+ Team's RPI: 297			
RPI	S	Opponent	Score	RPI	S	Opponent	Score	RPI	S	Opponent	Score	RPI	S	Opponent	Score
14	A	Rutgers	44 73	26	H	Buffalo	69 82	93	A	Yale	46 58	136	H	Lehigh	62 88
								97	H	Hartford	52 54	202	A	Massachusetts	59 74
												204	H	Saint Francis (PA)	73 62
												214	H	Robert Morris	57 64
												234	A	Brown	63 68
												238	A	Albany (NY)	60 53
												241	A	Sacred Heart	61 66
												244	A	Mt. St. Mary's	53 84
												298	A	Bryant	60 72
												298	H	Bryant	66 65
												303	A	Morgan St.	60 36
												325	H	New Hampshire	56 47
												328	H	Wagner	63 75
												343	A	Fairleigh Dickinson	67 74
												351	H	LIU Brooklyn	63 57
LAST 12 Division I GAMES:															
351	H	LIU Brooklyn	63 57	298	H	Bryant	66 65								
298	A	Bryant	60 72	328	H	Wagner	63 75								
214	H	Robert Morris	57 64	241	A	Sacred Heart	61 66								
204	H	Saint Francis (PA)	73 62	97	H	Hartford	52 54								
244	A	Mt. St. Mary's	53 84	93	A	Yale	46 58								
343	A	Fairleigh Dickinson	67 74	325	H	New Hampshire	56 47								

Non-Div I Games:

Central Conn. St.

■ Loss,
 ■ Non-Conf, S Site,
 ■ Home
 ■ Away
 N Neutral

Average RPI Win:	123	WON-LOST	WINNING	LAST 10	STRENGTH OF	OPP. STRENGTH	TEAM	ADJ.	CONF.	ADJ CONF.
Average RPI Loss:	58	RECORD	PCT. RANK	GAMES	SCHEDULE	OF SCHEDULE	RPI	RPI	RPI	RPI
DIV. I ONLY	15- 5	47	1- 0	27	46	21	21	8	8	
DIV. I NON-CONF.	9- 3	61	0- 0	84	6	37	37	8	8	
TOTALS	RPI 1-25	RPI 26-50	W-L RECORDS	RPI 51-100	RPI 101-150	RPI 150+				
15- 5	2- 1	2- 1	OVERALL	3- 2	4- 1	4- 0				
6- 3	1- 1	1- 1	HOME	0- 1	2- 0	2- 0				
8- 1	1- 0	1- 0	AWAY	3- 1	1- 0	2- 0				
1- 1	0- 0	0- 0	NEUTRAL	0- 0	1- 1	0- 0				
9- 3	2- 1	0- 1	NON-CONFERENCE	1- 0	3- 1	3- 0				
3- 2	1- 1	0- 1	HOME	0- 0	1- 0	1- 0				
5- 0	1- 0	0- 0	AWAY	1- 0	1- 0	2- 0				
1- 1	0- 0	0- 0	NEUTRAL	0- 0	1- 1	0- 0				
6- 2	0- 0	2- 0	CONFERENCE	2- 2	1- 0	1- 0				
3- 1	0- 0	1- 0	HOME	0- 1	1- 0	1- 0				
3- 1	0- 0	1- 0	AWAY	2- 1	0- 0	0- 0				
0- 0	0- 0	0- 0	NEUTRAL	0- 0	0- 0	0- 0				

RPI 1-25				Team's RPI: 21		RPI 26-50				RPI 51-100				RPI 101+					
RPI	S	Opponent	Score		RPI	S	Opponent	Score		RPI	S	Opponent	Score		RPI	S	Opponent	Score	
2	H	Louisville	68	72	26	H	Buffalo	76	65	54	H	Miami (OH)	67	70	105	A	Virginia	74	61
15	H	UCF	75	68	27	H	South Dakota St.	71	80	66	A	Quinnipiac	67	52	117	H	Western Ky.	108	90
24	A	Miami (FL)	90	80	44	A	Ohio	88	70	74	A	Kent St.	82	75	122	N	Tulane	57	68
										84	A	Toledo	59	62	130	N	Chattanooga	73	50
										100	A	Northern Ill.	89	66	150	H	Akron	94	71
															167	A	Vanderbilt	66	57
															190	H	Eastern Mich.	71	61
															310	H	Oakland	104	61
															329	A	Iona	82	39
LAST 12 Division I GAMES:																			
190	H	Eastern Mich.	71	61	26	H	Buffalo	76	65										
84	A	Toledo	59	62	150	H	Akron	94	71										
74	A	Kent St.	82	75	24	A	Miami (FL)	90	80										
54	H	Miami (OH)	67	70	122	N	Tulane	57	68										
100	A	Northern Ill.	89	66	2	H	Louisville	68	72										
44	A	Ohio	88	70	167	A	Vanderbilt	66	57										

Non-Div I Games:

Central Mich.

Loss, Non-Conf, S Site, H Home A Away N Neutral

Average RPI Win: 339		WON-LOST	WINNING	LAST 10	STRENGTH OF		OPP. STRENGTH	TEAM	ADJ.	CONF.	ADJ CONF.
Average RPI Loss: 206		RECORD	PCT. RANK	GAMES	SCHEDULE		OF SCHEDULE	RPI	RPI	RPI	RPI
DIV. I ONLY		3- 14	321	1- 0	312		334	331	331	28	28
DIV. I NON-CONF.		0- 8	336	0- 0	298		289	348	348	29	29
TOTALS		RPI 1-25	RPI 26-50		W-L RECORDS		RPI 51-100	RPI 101-150		RPI 150+	
3- 14	0- 0	0- 0		OVERALL		0- 0	0- 5		3- 9		
0- 6	0- 0	0- 0		HOME		0- 0	0- 3		0- 3		
3- 8	0- 0	0- 0		AWAY		0- 0	0- 2		3- 6		
0- 0	0- 0	0- 0		NEUTRAL		0- 0	0- 0		0- 0		
0- 8	0- 0	0- 0		NON-CONFERENCE		0- 0	0- 3		0- 5		
0- 3	0- 0	0- 0		HOME		0- 0	0- 2		0- 1		
0- 5	0- 0	0- 0		AWAY		0- 0	0- 1		0- 4		
0- 0	0- 0	0- 0		NEUTRAL		0- 0	0- 0		0- 0		
3- 6	0- 0	0- 0		CONFERENCE		0- 0	0- 2		3- 4		
0- 3	0- 0	0- 0		HOME		0- 0	0- 1		0- 2		
3- 3	0- 0	0- 0		AWAY		0- 0	0- 1		3- 2		
0- 0	0- 0	0- 0		NEUTRAL		0- 0	0- 0		0- 0		

RPI 1-25				RPI 26-50				RPI 51-100				RPI 101+				Team's RPI: 331	
RPI	S	Opponent	Score	RPI	S	Opponent	Score	RPI	S	Opponent	Score	RPI	S	Opponent	Score		
												109	A	Georgia	75	83	
												120	H	Radford	41	67	
												123	H	Davidson	34	72	
												127	A	High Point	64	71	
												140	H	Tennessee Tech	55	77	
												188	H	Hampton	66	74	
												208	A	Florida	60	70	
												215	H	Jacksonville	58	68	
												249	H	Campbell	58	60	
												264	A	Gardner-Webb	65	75	
												275	A	Winthrop	52	57	
												281	A	North Florida	76	82	
												293	A	Col. of Charleston	52	79	
												296	A	South Carolina St.	58	67	
												336	A	Presbyterian	63	55	
												338	A	USC Upstate	78	75	
												342	A	Longwood	81	74	
LAST 12 Division I GAMES:																	
				264	A	Gardner-Webb	65	75	336	A	Presbyterian	63	55				
				127	A	High Point	64	71	275	A	Winthrop	52	57				
				338	A	USC Upstate	78	75	188	H	Hampton	66	74				
				120	H	Radford	41	67	208	A	Florida	60	70				
				342	A	Longwood	81	74	293	A	Col. of Charleston	52	79				
				249	H	Campbell	58	60	109	A	Georgia	75	83				

Non-Div I Games:	Converse	101	50	Columbia (SC)	89	57	Erskine	74	50
------------------	----------	-----	----	---------------	----	----	---------	----	----

Charleston So.

Loss, Non-Conf, S Site, H Home A Away N Neutral

Average RPI Win:	223	WON-LOST	WINNING	LAST 10	STRENGTH OF	OPP. STRENGTH	TEAM	ADJ.	CONF.	ADJ CONF.
Average RPI Loss:	141	RECORD	PCT. RANK	GAMES	SCHEDULE	OF SCHEDULE	RPI	RPI	RPI	RPI
DIV. I ONLY	12- 10	149	1- 0	175	199	156	156	14	14	
DIV. I NON-CONF.	8- 4	91	1- 0	75	283	75	75	19	19	
TOTALS	RPI 1-25	RPI 26-50	W-L RECORDS	RPI 51-100	RPI 101-150	RPI 150+				
12- 10	0- 0	0- 1	OVERALL	1- 0	2- 4	9- 5				
10- 1	0- 0	0- 0	HOME	1- 0	1- 1	8- 0				
1- 9	0- 0	0- 1	AWAY	0- 0	1- 3	0- 5				
1- 0	0- 0	0- 0	NEUTRAL	0- 0	0- 0	1- 0				
8- 4	0- 0	0- 0	NON-CONFERENCE	1- 0	2- 3	5- 1				
6- 1	0- 0	0- 0	HOME	1- 0	1- 1	4- 0				
1- 3	0- 0	0- 0	AWAY	0- 0	1- 2	0- 1				
1- 0	0- 0	0- 0	NEUTRAL	0- 0	0- 0	1- 0				
4- 6	0- 0	0- 1	CONFERENCE	0- 0	0- 1	4- 4				
4- 0	0- 0	0- 0	HOME	0- 0	0- 0	4- 0				
0- 6	0- 0	0- 1	AWAY	0- 0	0- 1	0- 4				
0- 0	0- 0	0- 0	NEUTRAL	0- 0	0- 0	0- 0				

RPI S	Opponent	Score	RPI S	Opponent	Score	RPI S	Opponent	Score	RPI S	Opponent	Score	Team's RPI: 156
39	A Rice	51 61	88	H Wright St.	88 85	105	A Virginia	61 65	107	H Wake Forest	43 69	
						117	A Western Ky.	58 76	123	H Davidson	78 66	
						136	A Lehigh	62 60	144	A Fordham	64 71	
						151	A Mercer	40 57	154	A Louisiana Tech	51 88	
						177	A North Texas	63 68	180	H UNC Asheville	70 53	
						186	A Southern Miss.	54 65	221	H East Carolina	52 46	
						225	A Marshall	62 63	228	N Liberty	63 61	
						259	H Bethune-Cookman	73 69	277	H UTSA	66 54	
						279	H UTEP	62 39	284	H Wofford	85 63	
						289	H Fla. Atlantic	68 47	316	H FIU	69 54	
LAST 12 Division I GAMES:												
177	A North Texas	63 68	136	A Lehigh	62 60							
39	A Rice	51 61	289	H Fla. Atlantic	68 47							
279	H UTEP	62 39	316	H FIU	69 54							
277	H UTSA	66 54	225	A Marshall	62 63							
154	A Louisiana Tech	51 88	117	A Western Ky.	58 76							
186	A Southern Miss.	54 65	105	A Virginia	61 65							

Non-Div I Games:

Charlotte

■ Loss,
■ Non-Conf,
■ S Site,
■ H Home
■ A Away
N Neutral

Chattanooga

Through Games Of Feb. 2, 2019

Average RPI Win:	237	WON-LOST	WINNING	LAST 10	STRENGTH OF	OPP. STRENGTH	TEAM	ADJ.	CONF.	ADJ CONF.
Average RPI Loss:	60	RECORD	PCT. RANK	GAMES	SCHEDULE	OF SCHEDULE	RPI	RPI	RPI	RPI
DIV. I ONLY	10- 11	178	1- 0	36	152	130	130	25	25	
DIV. I NON-CONF.	4- 10	264	1- 0	3	61	89	89	25	25	
TOTALS	RPI 1-25	RPI 26-50	W-L RECORDS	RPI 51-100	RPI 101-150	RPI 150+				
10- 11	0- 4	0- 1	OVERALL	1- 3	0- 2	9- 1				
6- 5	0- 2	0- 1	HOME	0- 1	0- 1	6- 0				
2- 4	0- 1	0- 0	AWAY	0- 1	0- 1	2- 1				
2- 2	0- 1	0- 0	NEUTRAL	1- 1	0- 0	1- 0				
4- 10	0- 4	0- 1	NON-CONFERENCE	1- 3	0- 2	3- 0				
1- 5	0- 2	0- 1	HOME	0- 1	0- 1	1- 0				
1- 3	0- 1	0- 0	AWAY	0- 1	0- 1	1- 0				
2- 2	0- 1	0- 0	NEUTRAL	1- 1	0- 0	1- 0				
6- 1	0- 0	0- 0	CONFERENCE	0- 0	0- 0	6- 1				
5- 0	0- 0	0- 0	HOME	0- 0	0- 0	5- 0				
1- 1	0- 0	0- 0	AWAY	0- 0	0- 0	1- 1				
0- 0	0- 0	0- 0	NEUTRAL	0- 0	0- 0	0- 0				

RPI S	Opponent	Score	RPI S	Opponent	Score	RPI S	Opponent	Score	RPI S	Opponent	Score	Team's RPI: 130
2	H Louisville	49 75	27	H South Dakota St.	54 71	59	N Middle Tenn.	47 58	116	A Northern Colo.	65 68	
6	H NC State	58 78				60	H Belmont	51 67	134	H UT Martin	79 81	
15	A UCF	37 75				69	A Virginia Tech	59 74	151	A Mercer	58 65	
21	N Central Mich.	50 73				75	N Maine	66 61	188	A Hampton	58 50	
									199	N Saint Louis	71 61	
									228	H Liberty	75 60	
									243	H Furman	73 53	
									245	H ETSU	76 67	
									258	A Samford	73 63	
									284	H Wofford	89 82	
									317	H UNC Greensboro	64 54	
									334	H Western Caro.	72 58	
LAST 12 Division I GAMES:												
317	H UNC Greensboro	64 54	75	N Maine	66 61							
334	H Western Caro.	72 58	245	H ETSU	76 67							
258	A Samford	73 63	59	N Middle Tenn.	47 58							
151	A Mercer	58 65	6	H NC State	58 78							
243	H Furman	73 53	60	H Belmont	51 67							
284	H Wofford	89 82	116	A Northern Colo.	65 68							

Non-Div I Games: Lee 61 55

Chattanooga

Loss, Non-Conf, S Site, H Home A Away N Neutral

Average RPI Win:	340	WON-LOST	WINNING	LAST 10	STRENGTH OF	OPP. STRENGTH	TEAM	ADJ.	CONF.	ADJ CONF.
Average RPI Loss:	214	RECORD	PCT. RANK	GAMES	SCHEDULE	OF SCHEDULE	RPI	RPI	RPI	RPI
DIV. I ONLY	1- 19	347	0- 1	253	340	344	344	30	30	
DIV. I NON-CONF.	0- 13	336	0- 0	170	327	340	340	30	30	
TOTALS	RPI 1-25	RPI 26-50	W-L RECORDS	RPI 51-100	RPI 101-150	RPI 150+				
1- 19	0- 0	0- 0	OVERALL	0- 2	0- 2	1- 15				
1- 8	0- 0	0- 0	HOME	0- 0	0- 1	1- 7				
0- 10	0- 0	0- 0	AWAY	0- 2	0- 1	0- 7				
0- 1	0- 0	0- 0	NEUTRAL	0- 0	0- 0	0- 1				
0- 13	0- 0	0- 0	NON-CONFERENCE	0- 2	0- 2	0- 9				
0- 5	0- 0	0- 0	HOME	0- 0	0- 1	0- 4				
0- 7	0- 0	0- 0	AWAY	0- 2	0- 1	0- 4				
0- 1	0- 0	0- 0	NEUTRAL	0- 0	0- 0	0- 1				
1- 6	0- 0	0- 0	CONFERENCE	0- 0	0- 0	1- 6				
1- 3	0- 0	0- 0	HOME	0- 0	0- 0	1- 3				
0- 3	0- 0	0- 0	AWAY	0- 0	0- 0	0- 3				
0- 0	0- 0	0- 0	NEUTRAL	0- 0	0- 0	0- 0				

RPI 1-25			RPI 26-50			RPI 51-100			RPI 101+			Team's RPI: 344
RPI	S	Opponent	Score	RPI	S	Opponent	Score	RPI	S	Opponent	Score	
						85 A Northwestern	35 97	118 A Morehead St.		68 104		
						100 A Northern Ill.	52 114	141 H UAB		45 90		
								161 H New Mexico St.		66 87		
								163 A Xavier		57 91		
								170 A Bradley		59 89		
								171 A Wisconsin		38 85		
								211 A Loyola Chicago		40 76		
								216 H UMKC		58 111		
								233 H SIUE		66 82		
								234 H Brown		65 90		
								256 N St. Francis Brooklyn		73 110		
								268 A Utah Valley		61 76		
								276 H CSU Bakersfield		56 67		
								287 A California Baptist		52 89		
								291 H Valparaiso		70 76		
								337 H Evansville		58 67		
								340 H Grand Canyon		50 48		
								341 A Seattle U		54 90		
LAST 12 Division I GAMES:												
268 A		Utah Valley	61 76	161 H		New Mexico St.	66 87					
341 A		Seattle U	54 90	234 H		Brown	65 90					
276 H		CSU Bakersfield	56 67	170 A		Bradley	59 89					
340 H		Grand Canyon	50 48	100 A		Northern Ill.	52 114					
287 A		California Baptist	52 89	85 A		Northwestern	35 97					
216 H		UMKC	58 111	171 A		Wisconsin	38 85					

Non-Div I Games:

Chicago St.

Average RPI Win:	191	WON-LOST	WINNING	LAST 10	STRENGTH OF	OPP. STRENGTH	TEAM	ADJ.	CONF.	ADJ CONF.
Average RPI Loss:	68	RECORD	PCT. RANK	GAMES	SCHEDULE	OF SCHEDULE	RPI	RPI	RPI	RPI
DIV. I ONLY	14- 8	97	0- 1	94	85	87	87	9	9	
DIV. I NON-CONF.	8- 5	120	0- 0	172	139	131	131	9	9	
TOTALS	RPI 1-25	RPI 26-50	W-L RECORDS	RPI 51-100	RPI 101-150	RPI 150+				
14- 8	0- 3	0- 0	OVERALL	2- 2	1- 2	11- 1				
11- 2	0- 1	0- 0	HOME	2- 1	1- 0	8- 0				
3- 6	0- 2	0- 0	AWAY	0- 1	0- 2	3- 1				
0- 0	0- 0	0- 0	NEUTRAL	0- 0	0- 0	0- 0				
8- 5	0- 0	0- 0	NON-CONFERENCE	1- 2	1- 2	6- 1				
7- 1	0- 0	0- 0	HOME	1- 1	1- 0	5- 0				
1- 4	0- 0	0- 0	AWAY	0- 1	0- 2	1- 1				
0- 0	0- 0	0- 0	NEUTRAL	0- 0	0- 0	0- 0				
6- 3	0- 3	0- 0	CONFERENCE	1- 0	0- 0	5- 0				
4- 1	0- 1	0- 0	HOME	1- 0	0- 0	3- 0				
2- 2	0- 2	0- 0	AWAY	0- 0	0- 0	2- 0				
0- 0	0- 0	0- 0	NEUTRAL	0- 0	0- 0	0- 0				

RPI 1-25				RPI 26-50				RPI 51-100 Team's RPI: 87				RPI 101+			
RPI	S	Opponent	Score	RPI	S	Opponent	Score	RPI	S	Opponent	Score	RPI	S	Opponent	Score
7	A	UConn	38 82					54	A	Miami (OH)	65 78	101	A	Ohio St.	56 69
7	H	UConn	55 65					64	H	Old Dominion	72 76	113	A	Pittsburgh	48 65
15	A	UCF	55 56					93	H	Yale	66 52	124	H	VCU	66 54
								96	H	Houston	68 57	157	A	South Fla.	57 56
												160	A	Tulsa	70 50
												163	H	Xavier	79 61
												182	A	Ball St.	63 75
												185	H	Temple	72 52
												199	A	Saint Louis	51 50
												203	H	SMU	69 57
												213	H	Memphis	80 56
												226	H	Howard	85 51
												245	H	ETSU	77 64
												283	H	Austin Peay	69 48
												324	H	Lipscomb	71 55
LAST 12 Division I GAMES:															
157	A	South Fla.	57 56	7	H	UConn	55 65								
213	H	Memphis	80 56	7	A	UConn	38 82								
96	H	Houston	68 57	203	H	SMU	69 57								
160	A	Tulsa	70 50	226	H	Howard	85 51								
185	H	Temple	72 52	163	H	Xavier	79 61								
15	A	UCF	55 56	124	H	VCU	66 54								

Non-Div I Games:

Cincinnati

Clemson

Through Games Of Feb. 2, 2019

Average RPI Win:	143	WON-LOST	WINNING	LAST 10	STRENGTH OF	OPP. STRENGTH	TEAM	ADJ.	CONF.	ADJ CONF.
Average RPI Loss:	41	RECORD	PCT. RANK	GAMES	SCHEDULE	OF SCHEDULE	RPI	RPI	RPI	RPI
DIV. I ONLY	14- 8	97	1- 0	22	16	45	45	1	1	
DIV. I NON-CONF.	9- 4	85	1- 0	138	92	103	103	1	1	
TOTALS	RPI 1-25	RPI 26-50	W-L RECORDS	RPI 51-100	RPI 101-150	RPI 150+				
14- 8	2- 5	1- 0	OVERALL	1- 1	5- 2	5- 0				
10- 4	0- 3	1- 0	HOME	1- 0	3- 1	5- 0				
3- 3	2- 2	0- 0	AWAY	0- 0	1- 1	0- 0				
1- 1	0- 0	0- 0	NEUTRAL	0- 1	1- 0	0- 0				
9- 4	0- 1	0- 0	NON-CONFERENCE	1- 1	3- 2	5- 0				
8- 1	0- 0	0- 0	HOME	1- 0	2- 1	5- 0				
0- 2	0- 1	0- 0	AWAY	0- 0	0- 1	0- 0				
1- 1	0- 0	0- 0	NEUTRAL	0- 1	1- 0	0- 0				
5- 4	2- 4	1- 0	CONFERENCE	0- 0	2- 0	0- 0				
2- 3	0- 3	1- 0	HOME	0- 0	1- 0	0- 0				
3- 1	2- 1	0- 0	AWAY	0- 0	1- 0	0- 0				
0- 0	0- 0	0- 0	NEUTRAL	0- 0	0- 0	0- 0				

RPI 1-25				RPI 26-50				Team's RPI: 45	RPI 51-100				RPI 101+			
RPI	S	Opponent	Score	RPI	S	Opponent	Score		RPI	S	Opponent	Score	RPI	S	Opponent	Score
1	H	Notre Dame	63 101	43	H	Georgia Tech	71 61		56	N	Tennessee	66 78	105	H	Virginia	71 65
2	H	Louisville	44 76						60	H	Belmont	65 62	111	A	Alabama	56 76
6	A	NC State	51 54										113	A	Pittsburgh	65 59
9	H	Syracuse	75 84										123	H	Davidson	80 90
17	A	South Carolina	57 69										127	H	High Point	83 64
22	A	Florida St.	57 45										137	H	Appalachian St.	87 48
24	A	Miami (FL)	76 67										145	N	Oklahoma	74 62
													189	H	Illinois	69 67
													200	H	Rhode Island	80 67
													225	H	Marshall	68 54
													284	H	Wofford	85 77
													324	H	Lipscomb	68 26
LAST 12 Division I GAMES:																
				2	H	Louisville	44 76		145	N	Oklahoma	74 62				
				1	H	Notre Dame	63 101		24	A	Miami (FL)	76 67				
				6	A	NC State	51 54		105	H	Virginia	71 65				
				113	A	Pittsburgh	65 59		9	H	Syracuse	75 84				
				43	H	Georgia Tech	71 61		137	H	Appalachian St.	87 48				
				22	A	Florida St.	57 45		225	H	Marshall	68 54				

Non-Div I Games:

Clemson

■ Loss,
 ■ Non-Conf, S Site,
 ■ Home
 ■ Away
 N Neutral

Cleveland State				Through Games Of Feb. 17, 1919						
Average RPI Win:	298	WON-LOST	WINNING	LAST 10	STRENGTH OF	OPP. STRENGTH	TEAM	ADJ.	CONF.	ADJ CONF.
Average RPI Loss:	144	RECORD	PCT. RANK	GAMES	SCHEDULE	OF SCHEDULE	RPI	RPI	RPI	RPI
DIV. I ONLY	7- 13	252	1- 0	249	238	272	272	20	20	
DIV. I NON-CONF.	1- 8	322	0- 0	86	276	286	286	18	18	

TOTALS	RPI 1-25		RPI 26-50	W-L RECORDS	RPI 51-100		RPI 101-150		RPI 150+	
7- 13	0- 0		0- 1	OVERALL	0- 3		0- 3		7- 6	
5- 4	0- 0		0- 0	HOME	0- 2		0- 1		5- 1	
2- 8	0- 0		0- 1	AWAY	0- 1		0- 1		2- 5	
0- 1	0- 0		0- 0	NEUTRAL	0- 0		0- 1		0- 0	
1- 8	0- 0		0- 1	NON-CONFERENCE	0- 1		0- 1		1- 5	
1- 2	0- 0		0- 0	HOME	0- 1		0- 0		1- 1	
0- 5	0- 0		0- 1	AWAY	0- 0		0- 0		0- 4	
0- 1	0- 0		0- 0	NEUTRAL	0- 0		0- 1		0- 0	
6- 5	0- 0		0- 0	CONFERENCE	0- 2		0- 2		6- 1	
4- 2	0- 0		0- 0	HOME	0- 1		0- 1		4- 0	
2- 3	0- 0		0- 0	AWAY	0- 1		0- 1		2- 1	
0- 0	0- 0		0- 0	NEUTRAL	0- 0		0- 0		0- 0	

RPI 1-25				RPI 26-50				RPI 51-100				RPI 101+				Team's RPI: 272	
RPI	S	Opponent	Score	RPI	S	Opponent	Score	RPI	S	Opponent	Score	RPI	S	Opponent	Score		
				44	A	Ohio	54 72	70	A	Green Bay	53 62	122	N	Tulane	72 81		
								84	H	Toledo	60 65	125	A	Youngstown St.	55 73		
								88	H	Wright St.	65 70	131	H	IUPUI	50 75		
												170	H	Bradley	65 67		
												182	A	Ball St.	62 67		
												190	A	Eastern Mich.	63 69		
												193	A	Milwaukee	53 59		
												196	H	Illinois St.	67 63		
												225	A	Marshall	64 86		
												254	A	San Diego	82 83		
												280	H	Northern Ky.	76 47		
												310	A	Oakland	64 62		
												310	H	Oakland	98 90		
												330	A	Detroit Mercy	67 49		
												330	H	Detroit Mercy	67 51		
												333	H	UIC	71 53		
LAST 12 Division I GAMES:																	
				330	H	Detroit Mercy	67 51	310	H	Oakland	98 90						
				125	A	Youngstown St.	55 73	333	H	UIC	71 53						
				88	H	Wright St.	65 70	131	H	IUPUI	50 75						
				280	H	Northern Ky.	76 47	330	A	Detroit Mercy	67 49						
				193	A	Milwaukee	53 59	310	A	Oakland	64 62						
				70	A	Green Bay	53 62	170	H	Bradley	65 67						

Non-Div I Games:	Lake Erie	79	49	Salem (WV)	113	81
------------------	-----------	----	----	------------	-----	----

Cleveland St.

Loss, Non-Conf, S Site, H Home A Away N Neutral

Average RPI Win:	274	WON-LOST	WINNING	LAST 10	STRENGTH OF	OPP. STRENGTH	TEAM	ADJ.	CONF.	ADJ CONF.
Average RPI Loss:	108	RECORD	PCT. RANK	GAMES	SCHEDULE	OF SCHEDULE	RPI	RPI	RPI	RPI
DIV. I ONLY	9- 9	165	1- 0	196	249	187	187	13	13	
DIV. I NON-CONF.	6- 3	91	0- 0	290	319	184	184	15	15	
TOTALS	RPI 1-25	RPI 26-50	W-L RECORDS	RPI 51-100	RPI 101-150	RPI 150+				
9- 9	0- 0	0- 1	OVERALL	0- 3	0- 3	9- 2				
5- 3	0- 0	0- 0	HOME	0- 2	0- 1	5- 0				
4- 4	0- 0	0- 0	AWAY	0- 0	0- 2	4- 2				
0- 2	0- 0	0- 1	NEUTRAL	0- 1	0- 0	0- 0				
6- 3	0- 0	0- 1	NON-CONFERENCE	0- 1	0- 0	6- 1				
4- 0	0- 0	0- 0	HOME	0- 0	0- 0	4- 0				
2- 1	0- 0	0- 0	AWAY	0- 0	0- 0	2- 1				
0- 2	0- 0	0- 1	NEUTRAL	0- 1	0- 0	0- 0				
3- 6	0- 0	0- 0	CONFERENCE	0- 2	0- 3	3- 1				
1- 3	0- 0	0- 0	HOME	0- 2	0- 1	1- 0				
2- 3	0- 0	0- 0	AWAY	0- 0	0- 2	2- 1				
0- 0	0- 0	0- 0	NEUTRAL	0- 0	0- 0	0- 0				

RPI S	Opponent	Score	RPI S	Opponent	Score	RPI S	Opponent	Score	RPI S	Opponent	Score	Team's RPI: 187
39	N Rice	52 56	51	N Auburn	78 84	108	H South Alabama	78 88	112	A UT Arlington	53 79	
			82	H Little Rock	47 60	137	A Appalachian St.	53 67	172	A UC Riverside	43 62	
			95	H Troy	81 82	175	A Texas St.	58 73	183	H Arkansas St.	88 72	
						213	H Memphis	90 71	220	H Bowling Green	81 80	
						242	A Louisiana	76 58	296	H South Carolina St.	57 44	
						313	A La.-Monroe	79 54	317	A UNC Greensboro	78 71	
						334	H Western Caro.	77 59	346	A N.C. Central	89 66	
LAST 12 Division I GAMES:												
313	A La.-Monroe	79 54	242	A Louisiana	76 58							
183	H Arkansas St.	88 72	108	H South Alabama	78 88							
82	H Little Rock	47 60	95	H Troy	81 82							
137	A Appalachian St.	53 67	317	A UNC Greensboro	78 71							
112	A UT Arlington	53 79	39	N Rice	52 56							
175	A Texas St.	58 73	51	N Auburn	78 84							

Non-Div I Games: N.C. Wesleyan 126 65 Meredith 128 39

Coastal Caro.

■ Loss,
 ■ Non-Conf,
 ■ S Site,
 ■ Home
 ■ A Away
 N Neutral

Average RPI Win:	274	WON-LOST	WINNING	LAST 10	STRENGTH OF	OPP. STRENGTH	TEAM	ADJ.	CONF.	ADJ CONF.
Average RPI Loss:	183	RECORD	PCT. RANK	GAMES	SCHEDULE	OF SCHEDULE	RPI	RPI	RPI	RPI
DIV. I ONLY	4- 14	307	0- 1	205	317	293	293	10	10	
DIV. I NON-CONF.	3- 7	256	0- 0	325	351	338	338	11	11	
TOTALS	RPI 1-25	RPI 26-50	W-L RECORDS	RPI 51-100	RPI 101-150	RPI 150+				
4- 14	0- 0	0- 1	OVERALL	0- 1	1- 4	3- 8				
2- 6	0- 0	0- 1	HOME	0- 1	0- 1	2- 3				
2- 8	0- 0	0- 0	AWAY	0- 0	1- 3	1- 5				
0- 0	0- 0	0- 0	NEUTRAL	0- 0	0- 0	0- 0				
3- 7	0- 0	0- 0	NON-CONFERENCE	0- 0	0- 1	3- 6				
2- 3	0- 0	0- 0	HOME	0- 0	0- 0	2- 3				
1- 4	0- 0	0- 0	AWAY	0- 0	0- 1	1- 3				
0- 0	0- 0	0- 0	NEUTRAL	0- 0	0- 0	0- 0				
1- 7	0- 0	0- 1	CONFERENCE	0- 1	1- 3	0- 2				
0- 3	0- 0	0- 1	HOME	0- 1	0- 1	0- 0				
1- 4	0- 0	0- 0	AWAY	0- 0	1- 2	0- 2				
0- 0	0- 0	0- 0	NEUTRAL	0- 0	0- 0	0- 0				

RPI 1-25			RPI 26-50			RPI 51-100			RPI 101+			Team's RPI: 293
RPI	S	Opponent	Score	RPI	S	Opponent	Score	RPI	S	Opponent	Score	
				47	H	James Madison	50 91	76	H	Northeastern	56 87	
								104	A	Drexel	53 76	
								121	H	Towson	61 77	
								133	A	UNCW	49 71	
								137	A	Appalachian St.	66 80	
								143	A	William & Mary	66 54	
								168	A	Delaware	50 74	
								192	A	Elon	68 76	
								194	A	George Mason	52 66	
								243	H	Furman	67 70	
								249	A	Campbell	65 66	
								275	H	Winthrop	64 71	
								284	A	Wofford	58 78	
								296	H	South Carolina St.	75 51	
								324	A	Lipscomb	65 63	
								331	H	Charleston So.	79 52	
								336	H	Presbyterian	65 71	
LAST 12 Division I GAMES:												
168	A	Delaware	50 74	76	H	Northeastern	56 87					
104	A	Drexel	53 76	133	A	UNCW	49 71					
47	H	James Madison	50 91	194	A	George Mason	52 66					
121	H	Towson	61 77	336	H	Presbyterian	65 71					
143	A	William & Mary	66 54	331	H	Charleston So.	79 52					
192	A	Elon	68 76	324	A	Lipscomb	65 63					

Non-Div I Games: North Greenville 95 62

Col. of Charleston

■ Loss,
 ■ Non-Conf,
 ■ S Site,
 ■ H Home
 ■ A Away
 N Neutral

Average RPI Win: 274	WON-LOST	WINNING	LAST 10	STRENGTH OF	OPP. STRENGTH	TEAM	ADJ.	CONF.	ADJ CONF.
Average RPI Loss: 165	RECORD	PCT. RANK	GAMES	SCHEDULE	OF SCHEDULE	RPI	RPI	RPI	RPI
DIV. I ONLY	9- 11	198	0- 1	256	288	229	229	19	19
DIV. I NON-CONF.	4- 6	212	0- 0	309	338	288	288	22	22
TOTALS	RPI 1-25	RPI 26-50	W-L RECORDS	RPI 51-100	RPI 101-150	RPI 150+			
9- 11	0- 0	0- 1	OVERALL	0- 1	0- 4	9- 5			
5- 4	0- 0	0- 1	HOME	0- 0	0- 1	5- 2			
4- 7	0- 0	0- 0	AWAY	0- 1	0- 3	4- 3			
0- 0	0- 0	0- 0	NEUTRAL	0- 0	0- 0	0- 0			
4- 6	0- 0	0- 0	NON-CONFERENCE	0- 1	0- 1	4- 4			
3- 1	0- 0	0- 0	HOME	0- 0	0- 0	3- 1			
1- 5	0- 0	0- 0	AWAY	0- 1	0- 1	1- 3			
0- 0	0- 0	0- 0	NEUTRAL	0- 0	0- 0	0- 0			
5- 5	0- 0	0- 1	CONFERENCE	0- 0	0- 3	5- 1			
2- 3	0- 0	0- 1	HOME	0- 0	0- 1	2- 1			
3- 2	0- 0	0- 0	AWAY	0- 0	0- 2	3- 0			
0- 0	0- 0	0- 0	NEUTRAL	0- 0	0- 0	0- 0			

RPI S	Opponent	Score	RPI S	Opponent	Score	RPI S	Opponent	Score	RPI S	Opponent	Score	Team's RPI: 229
			49	H Bucknell	62 90	93	A Yale	61 80	103	A American	57 76	
									103	H American	66 71	
									114	A Dayton	58 67	
									136	A Lehigh	58 86	
									165	A Boston U.	81 72	
									194	A George Mason	61 64	
									209	A Holy Cross	70 67	
									217	H Navy	49 62	
									237	A Niagara	69 74	
									263	H Columbia	84 71	
									265	A Siena	53 55	
									270	H Canisius	67 53	
									295	H Loyola Maryland	73 64	
									300	A Army West Point	70 58	
									304	A UMass Lowell	61 52	
									308	H NJIT	53 71	
									319	H Lafayette	60 49	
									343	H Fairleigh Dickinson	71 52	
LAST 12 Division I GAMES:												
300	A Army West Point	70 58	103	H American	66 71							
295	H Loyola Maryland	73 64	319	H Lafayette	60 49							
136	A Lehigh	58 86	103	A American	57 76							
49	H Bucknell	62 90	209	A Holy Cross	70 67							
165	A Boston U.	81 72	237	A Niagara	69 74							
217	H Navy	49 62	308	H NJIT	53 71							

Non-Div I Games:

Colgate

Colorado

Through Games Of Feb. 2, 2019

Average RPI Win:	194	WON-LOST	WINNING	LAST 10	STRENGTH OF	OPP. STRENGTH	TEAM	ADJ.	CONF.	ADJ CONF.
Average RPI Loss:	48	RECORD	PCT. RANK	GAMES	SCHEDULE	OF SCHEDULE	RPI	RPI	RPI	RPI
DIV. I ONLY	10- 10	165	0- 1	68	56	138	138	2	2	
DIV. I NON-CONF.	10- 1	17	0- 0	226	142	44	44	2	2	
TOTALS	RPI 1-25	RPI 26-50	W-L RECORDS	RPI 51-100	RPI 101-150	RPI 150+				
10- 10	0- 4	1- 3	OVERALL	0- 1	2- 2	7- 0				
8- 5	0- 3	1- 1	HOME	0- 1	2- 0	5- 0				
1- 5	0- 1	0- 2	AWAY	0- 0	0- 2	1- 0				
1- 0	0- 0	0- 0	NEUTRAL	0- 0	0- 0	1- 0				
10- 1	0- 1	1- 0	NON-CONFERENCE	0- 0	2- 0	7- 0				
8- 0	0- 0	1- 0	HOME	0- 0	2- 0	5- 0				
1- 1	0- 1	0- 0	AWAY	0- 0	0- 0	1- 0				
1- 0	0- 0	0- 0	NEUTRAL	0- 0	0- 0	1- 0				
0- 9	0- 3	0- 3	CONFERENCE	0- 1	0- 2	0- 0				
0- 5	0- 3	0- 1	HOME	0- 1	0- 0	0- 0				
0- 4	0- 0	0- 2	AWAY	0- 0	0- 2	0- 0				
0- 0	0- 0	0- 0	NEUTRAL	0- 0	0- 0	0- 0				

RPI S	Opponent	Score	RPI S	Opponent	Score	RPI S	Opponent	Score	RPI S	Opponent	Score	Team's RPI: 138
5	H Stanford	69 80	28	A Utah	59 78	71	H Arizona	67 69	115	A Washington St.	48 74	
16	H Arizona St.	70 76	28	H Utah	61 76				116	H Northern Colo.	77 69	
23	H California	60 80	29	H North Carolina	86 74				129	A Washington	58 68	
24	A Miami (FL)	58 73	38	A Oregon St.	65 89				135	H Pepperdine	80 65	
									195	N Utah St.	78 68	
									198	H Prairie View	79 38	
									217	H Navy	59 43	
									222	H Colorado St.	59 40	
									240	A Nevada	65 52	
									258	H Samford	81 39	
									326	H San Jose St.	76 64	
LAST 12 Division I GAMES:												
23	H California	60 80	38	A Oregon St.	65 89							
5	H Stanford	69 80	71	H Arizona	67 69							
28	A Utah	59 78	28	H Utah	61 76							
115	A Washington St.	48 74	258	H Samford	81 39							
129	A Washington	58 68	198	H Prairie View	79 38							
16	H Arizona St.	70 76	217	H Navy	59 43							

Non-Div I Games:

Colorado

■ Loss,
 ■ Non-Conf, S Site,
 ■ Home
 ■ Away
 N Neutral

Average RPI Win:	238	WON-LOST	WINNING	LAST 10	STRENGTH OF	OPP. STRENGTH	TEAM	ADJ.	CONF.	ADJ CONF.
Average RPI Loss:	112	RECORD	PCT. RANK	GAMES	SCHEDULE	OF SCHEDULE	RPI	RPI	RPI	RPI
DIV. I ONLY	6- 12	259	1- 0	82	148	222	222	15	15	
DIV. I NON-CONF.	4- 5	190	0- 0	46	107	162	162	13	13	
TOTALS	RPI 1-25	RPI 26-50	W-L RECORDS	RPI 51-100	RPI 101-150	RPI 150+				
6- 12	0- 2	0- 2	OVERALL	0- 1	0- 4	6- 3				
6- 5	0- 1	0- 0	HOME	0- 0	0- 2	6- 2				
0- 7	0- 1	0- 2	AWAY	0- 1	0- 2	0- 1				
0- 0	0- 0	0- 0	NEUTRAL	0- 0	0- 0	0- 0				
4- 5	0- 2	0- 1	NON-CONFERENCE	0- 0	0- 2	4- 0				
4- 2	0- 1	0- 0	HOME	0- 0	0- 1	4- 0				
0- 3	0- 1	0- 1	AWAY	0- 0	0- 1	0- 0				
0- 0	0- 0	0- 0	NEUTRAL	0- 0	0- 0	0- 0				
2- 7	0- 0	0- 1	CONFERENCE	0- 1	0- 2	2- 3				
2- 3	0- 0	0- 0	HOME	0- 0	0- 1	2- 2				
0- 4	0- 0	0- 1	AWAY	0- 1	0- 1	0- 1				
0- 0	0- 0	0- 0	NEUTRAL	0- 0	0- 0	0- 0				

RPI 1-25				RPI 26-50				RPI 51-100				RPI 101+ Team's RPI: 222			
RPI	S	Opponent	Score	RPI	S	Opponent	Score	RPI	S	Opponent	Score	RPI	S	Opponent	Score
12	A	Gonzaga	39 50	32	A	BYU	42 51	57	A	Boise St.	57 70	116	H	Northern Colo.	47 53
16	H	Arizona St.	39 70	37	A	New Mexico	58 70					128	A	Fresno St.	54 57
												128	H	Fresno St.	55 66
												138	A	Colorado	40 59
												169	H	Denver	84 79
												195	H	Utah St.	53 72
												212	H	UNLV	52 49
												240	H	Nevada	38 62
												250	A	Air Force	48 63
												250	H	Air Force	55 48
												251	H	Cornell	56 53
												266	H	Northern Ariz.	65 54
												281	H	North Florida	61 59
LAST 12 Division I GAMES:															
57	A	Boise St.	57 70	250	H	Air Force	55 48								
128	A	Fresno St.	54 57	128	H	Fresno St.	55 66								
240	H	Nevada	38 62	212	H	UNLV	52 49								
195	H	Utah St.	53 72	169	H	Denver	84 79								
37	A	New Mexico	58 70	32	A	BYU	42 51								
250	A	Air Force	48 63	16	H	Arizona St.	39 70								

Non-Div I Games: Chadron St. 91 38 Eastern N.M. 72 46

Colorado St.

Loss, Non-Conf, S Site, H Home A Away N Neutral

Average RPI Win: 224	WON-LOST	WINNING	LAST 10	STRENGTH OF	OPP. STRENGTH	TEAM	ADJ.	CONF.	ADJ CONF.
Average RPI Loss: 177	RECORD	PCT. RANK	GAMES	SCHEDULE	OF SCHEDULE	RPI	RPI	RPI	RPI
DIV. I ONLY	5- 12	283	0- 1	178	256	263	263	11	11
DIV. I NON-CONF.	4- 9	252	0- 0	219	284	263	263	10	10
TOTALS	RPI 1-25	RPI 26-50	W-L RECORDS	RPI 51-100	RPI 101-150	RPI 150+			
5- 12	0- 0	0- 0	OVERALL	0- 4	0- 1	5- 7			
3- 5	0- 0	0- 0	HOME	0- 3	0- 0	3- 2			
2- 7	0- 0	0- 0	AWAY	0- 1	0- 1	2- 5			
0- 0	0- 0	0- 0	NEUTRAL	0- 0	0- 0	0- 0			
4- 9	0- 0	0- 0	NON-CONFERENCE	0- 2	0- 1	4- 6			
2- 3	0- 0	0- 0	HOME	0- 1	0- 0	2- 2			
2- 6	0- 0	0- 0	AWAY	0- 1	0- 1	2- 4			
0- 0	0- 0	0- 0	NEUTRAL	0- 0	0- 0	0- 0			
1- 3	0- 0	0- 0	CONFERENCE	0- 2	0- 0	1- 1			
1- 2	0- 0	0- 0	HOME	0- 2	0- 0	1- 0			
0- 1	0- 0	0- 0	AWAY	0- 0	0- 0	0- 1			
0- 0	0- 0	0- 0	NEUTRAL	0- 0	0- 0	0- 0			

RPI 1-25			RPI 26-50			RPI 51-100			RPI 101+			Team's RPI: 263
RPI	S	Opponent	Score	RPI	S	Opponent	Score	RPI	S	Opponent	Score	
						77 H Princeton	64 79	144 A Fordham			49 68	
						83 H Penn	60 72	151 A Mercer			72 68	
						86 A Boston College	60 74	188 H Hampton			88 63	
						96 H Houston	72 83	189 A Illinois			69 76	
								193 A Milwaukee			65 78	
								229 A Colgate			71 84	
								231 A Hofstra			65 63	
								238 H Albany (NY)			58 62	
								251 A Cornell			51 60	
								251 H Cornell			65 57	
								253 H Cal St. Fullerton			58 61	
								285 A Saint Joseph's			61 68	
								300 H Army West Point			70 49	
LAST 12 Division I GAMES:												
77	H	Princeton	64 79	83	H	Penn	60 72					
251	H	Cornell	65 57	144	A	Fordham	49 68					
251	A	Cornell	51 60	253	H	Cal St. Fullerton	58 61					
151	A	Mercer	72 68	86	A	Boston College	60 74					
188	H	Hampton	88 63	285	A	Saint Joseph's	61 68					
238	H	Albany (NY)	58 62	229	A	Colgate	71 84					

Non-Div I Games:

Columbia

■ Loss,
■ Non-Conf,
■ S Site,
■ H Home
■ A Away
N Neutral

Average RPI Win:	348	WON-LOST	WINNING	LAST 10	STRENGTH OF	OPP. STRENGTH	TEAM	ADJ.	CONF.	ADJ CONF.
Average RPI Loss:	185	RECORD	PCT. RANK	GAMES	SCHEDULE	OF SCHEDULE	RPI	RPI	RPI	RPI
DIV. I ONLY	2- 19	343	0- 1	157	344	318	318	32	32	
DIV. I NON-CONF.	0- 12	336	0- 0	13	232	233	233	32	32	
TOTALS	RPI 1-25	RPI 26-50	W-L RECORDS	RPI 51-100	RPI 101-150	RPI 150+				
2- 19	0- 2	0- 1	OVERALL	0- 3	0- 3	2- 10				
1- 6	0- 0	0- 0	HOME	0- 0	0- 0	1- 6				
1- 12	0- 2	0- 1	AWAY	0- 3	0- 2	1- 4				
0- 1	0- 0	0- 0	NEUTRAL	0- 0	0- 1	0- 0				
0- 12	0- 2	0- 1	NON-CONFERENCE	0- 3	0- 3	0- 3				
0- 1	0- 0	0- 0	HOME	0- 0	0- 0	0- 1				
0- 10	0- 2	0- 1	AWAY	0- 3	0- 2	0- 2				
0- 1	0- 0	0- 0	NEUTRAL	0- 0	0- 1	0- 0				
2- 7	0- 0	0- 0	CONFERENCE	0- 0	0- 0	2- 7				
1- 5	0- 0	0- 0	HOME	0- 0	0- 0	1- 5				
1- 2	0- 0	0- 0	AWAY	0- 0	0- 0	1- 2				
0- 0	0- 0	0- 0	NEUTRAL	0- 0	0- 0	0- 0				











































RPI 1-25				RPI 26-50				RPI 51-100				RPI 101+ Team's RPI: 318			
RPI	S	Opponent	Score	RPI	S	Opponent	Score	RPI	S	Opponent	Score	RPI	S	Opponent	Score
8	A	Mississippi St.	38 110	44	A	Ohio	62 87	64	A	Old Dominion	51 81	105	A	Virginia	41 55
18	A	Maryland	36 93					68	A	West Virginia	37 78	139	A	Minnesota	52 84
								92	A	FGCU	61 93	141	N	UAB	61 86
												225	A	Marshall	67 88
												237	A	Niagara	69 71
												255	A	N.C. A&T	42 66
												259	H	Bethune-Cookman	65 71
												267	H	Norfolk St.	63 68
												296	H	South Carolina St.	59 75
												301	H	UMBC	52 57
												303	H	Morgan St.	57 74
												346	A	N.C. Central	57 62
												347	A	Delaware St.	71 57
												348	H	Florida A&M	73 53
												349	H	Savannah St.	70 76
LAST 12 Division I GAMES:															
259	H	Bethune-Cookman	65 71	303	H	Morgan St.	57 74								
348	H	Florida A&M	73 53	347	A	Delaware St.	71 57								
255	A	N.C. A&T	42 66	349	H	Savannah St.	70 76								
346	A	N.C. Central	57 62	64	A	Old Dominion	51 81								
296	H	South Carolina St.	59 75	141	N	UAB	61 86								
267	H	Norfolk St.	63 68	92	A	FGCU	61 93								

Non-Div I Games:

Coppin St.



■ Loss,
 ■ Non-Conf, S Site,
 ■ Home
 ■ Away
 N Neutral

Average RPI Win: 266	WON-LOST	WINNING	LAST 10	STRENGTH OF	OPP. STRENGTH	TEAM	ADJ.	CONF.	ADJ CONF.
Average RPI Loss: 166	RECORD	PCT. RANK	GAMES	SCHEDULE	OF SCHEDULE	RPI	RPI	RPI	RPI
DIV. I ONLY	7- 8	196	0- 1	279	259	251	251	11	11
DIV. I NON-CONF.	6- 5	143	0- 0	291	320	208	208	10	10
TOTALS	RPI 1-25	RPI 26-50	W-L RECORDS	RPI 51-100	RPI 101-150	RPI 150+			
7- 8	0- 0	0- 0	OVERALL	0- 2	0- 2	7- 4			
6- 2	0- 0	0- 0	HOME	0- 2	0- 0	6- 0			
1- 6	0- 0	0- 0	AWAY	0- 0	0- 2	1- 4			
0- 0	0- 0	0- 0	NEUTRAL	0- 0	0- 0	0- 0			
6- 5	0- 0	0- 0	NON-CONFERENCE	0- 0	0- 2	6- 3			
5- 0	0- 0	0- 0	HOME	0- 0	0- 0	5- 0			
1- 5	0- 0	0- 0	AWAY	0- 0	0- 2	1- 3			
0- 0	0- 0	0- 0	NEUTRAL	0- 0	0- 0	0- 0			
1- 3	0- 0	0- 0	CONFERENCE	0- 2	0- 0	1- 1			
1- 2	0- 0	0- 0	HOME	0- 2	0- 0	1- 0			
0- 1	0- 0	0- 0	AWAY	0- 0	0- 0	0- 1			
0- 0	0- 0	0- 0	NEUTRAL	0- 0	0- 0	0- 0			

RPI 1-25			RPI 26-50			RPI 51-100			RPI 101+			Team's RPI: 251
RPI	S	Opponent	Score	RPI	S	Opponent	Score	RPI	S	Opponent	Score	
						77  Princeton	46  75	136  Lehigh			54  67	
						83  Penn	46  59	139  Minnesota			45  65	
								162  Stony Brook			61  63	
								188  Hampton			79 53	
								206  St. Bonaventure			58 44	
								222  Colorado St.			53  56	
								238  Albany (NY)			48 34	
								246  Binghamton			61  72	
								263  Columbia			57  65	
								263  Columbia			60 51	
								304  UMass Lowell			63 54	
								319  Lafayette			62 59	
								347  Delaware St.			94 59	
LAST 12 Division I GAMES:												
83  Penn			46  59	77  Princeton			46  75					
263  Columbia			57  65	347  Delaware St.			94 59					
263  Columbia			60 51	162  Stony Brook			61  63					
206  St. Bonaventure			58 44	136  Lehigh			54  67					
188  Hampton			79 53	222  Colorado St.			53  56					
319  Lafayette			62 59	139  Minnesota			45  65					

Non-Div I Games:

Cornell

 Loss,
  Non-Conf, S Site,
  Home
  Away
 N Neutral

Creighton

Through Games Of Feb. 2, 2019

Average RPI Win: 172		WON-LOST	WINNING	LAST 10	STRENGTH OF		OPP. STRENGTH	TEAM	ADJ.	CONF.	ADJ CONF.
Average RPI Loss: 54		RECORD	PCT. RANK	GAMES	SCHEDULE		OF SCHEDULE	RPI	RPI	RPI	RPI
DIV. I ONLY		10- 11	178	0- 1	45		35	99	99	6	6
DIV. I NON-CONF.		6- 5	143	0- 0	94		55	91	91	4	4
TOTALS		RPI 1-25	RPI 26-50		W-L RECORDS		RPI 51-100	RPI 101-150		RPI 150+	
10- 11	0- 3	1- 4		OVERALL		1- 2	2- 2		6- 0		
4- 5	0- 1	0- 3		HOME		1- 1	1- 0		2- 0		
4- 6	0- 2	1- 1		AWAY		0- 1	1- 2		2- 0		
2- 0	0- 0	0- 0		NEUTRAL		0- 0	0- 0		2- 0		
6- 5	0- 2	0- 2		NON-CONFERENCE		1- 1	0- 0		5- 0		
2- 2	0- 1	0- 1		HOME		1- 0	0- 0		1- 0		
2- 3	0- 1	0- 1		AWAY		0- 1	0- 0		2- 0		
2- 0	0- 0	0- 0		NEUTRAL		0- 0	0- 0		2- 0		
4- 6	0- 1	1- 2		CONFERENCE		0- 1	2- 2		1- 0		
2- 3	0- 0	0- 2		HOME		0- 1	1- 0		1- 0		
2- 3	0- 1	1- 0		AWAY		0- 0	1- 2		0- 0		
0- 0	0- 0	0- 0		NEUTRAL		0- 0	0- 0		0- 0		

RPI S	Opponent	Score	RPI S	Opponent	Score	RPI S	Opponent	Score	RPI S	Opponent	Score
11	A Marquette	67 85	27	A South Dakota St.	48 74	81	A UNI	55 65	102	A Georgetown	53 62
19	H Drake	69 85	34	A DePaul	85 82	90	H Nebraska	74 65	102	H Georgetown	65 38
22	A Florida St.	52 71	36	H South Dakota	65 77	91	H Providence	63 77	119	A Seton Hall	75 82
			40	H Villanova	52 54				126	A St. John's (NY)	65 63
			41	H Butler	43 75				157	N South Fla.	83 76
									163	H Xavier	66 62
									167	N Vanderbilt	75 55
									261	A Wichita St.	83 71
									305	A North Dakota St.	86 51
									311	H Omaha	66 51
LAST 12 Division I GAMES:											
91	H Providence	63 77	102	A Georgetown	53 62						
41	H Butler	43 75	40	H Villanova	52 54						
163	H Xavier	66 62	11	A Marquette	67 85						
126	A St. John's (NY)	65 63	34	A DePaul	85 82						
119	A Seton Hall	75 82	167	N Vanderbilt	75 55						
102	H Georgetown	65 38	157	N South Fla.	83 76						

Non-Div I Games:

Creighton

■ Loss,
 ■ Non-Conf, S Site,
 ■ Home
 ■ Away
 N Neutral

Average RPI Win:	269	WON-LOST	WINNING	LAST 10	STRENGTH OF	OPP. STRENGTH	TEAM	ADJ.	CONF.	ADJ CONF.
Average RPI Loss:	134	RECORD	PCT. RANK	GAMES	SCHEDULE	OF SCHEDULE	RPI	RPI	RPI	RPI
DIV. I ONLY	8- 9	195	0- 1	284	183	224	224	11	11	
DIV. I NON-CONF.	7- 6	153	0- 1	307	246	241	241	10	10	
TOTALS	RPI 1-25	RPI 26-50	W-L RECORDS	RPI 51-100	RPI 101-150	RPI 150+				
8- 9	0- 0	0- 1	OVERALL	0- 5	0- 0	8- 3				
5- 2	0- 0	0- 1	HOME	0- 1	0- 0	5- 0				
3- 5	0- 0	0- 0	AWAY	0- 3	0- 0	3- 2				
0- 2	0- 0	0- 0	NEUTRAL	0- 1	0- 0	0- 1				
7- 6	0- 0	0- 1	NON-CONFERENCE	0- 2	0- 0	7- 3				
5- 1	0- 0	0- 1	HOME	0- 0	0- 0	5- 0				
2- 3	0- 0	0- 0	AWAY	0- 1	0- 0	2- 2				
0- 2	0- 0	0- 0	NEUTRAL	0- 1	0- 0	0- 1				
1- 3	0- 0	0- 0	CONFERENCE	0- 3	0- 0	1- 0				
0- 1	0- 0	0- 0	HOME	0- 1	0- 0	0- 0				
1- 2	0- 0	0- 0	AWAY	0- 2	0- 0	1- 0				
0- 0	0- 0	0- 0	NEUTRAL	0- 0	0- 0	0- 0				

RPI 1-25				RPI 26-50				RPI 51-100				RPI 101+				Team's RPI: 224	
RPI	S	Opponent	Score	RPI	S	Opponent	Score	RPI	S	Opponent	Score	RPI	S	Opponent	Score		
				26	H	Buffalo	69 75	59	N	Middle Tenn.	58 70	165	H	Boston U.	64 44		
								65	A	Harvard	46 56	234	A	Brown	81 61		
								65	H	Harvard	57 73	246	H	Binghamton	63 39		
								86	A	Boston College	68 99	253	A	Cal St. Fullerton	62 67		
								93	A	Yale	49 64	254	A	San Diego	76 78		
												271	A	Vermont	66 42		
												295	H	Loyola Maryland	54 41		
												304	H	UMass Lowell	70 54		
												306	N	UC Santa Barbara	56 62		
												309	H	Fairfield	59 46		
												325	A	New Hampshire	62 42		
LAST 12 Division I GAMES:																	
				93	A	Yale	49 64	306	N	UC Santa Barbara	56 62						
				234	A	Brown	81 61	325	A	New Hampshire	62 42						
				65	H	Harvard	57 73	26	H	Buffalo	69 75						
				65	A	Harvard	46 56	304	H	UMass Lowell	70 54						
				246	H	Binghamton	63 39	309	H	Fairfield	59 46						
				86	A	Boston College	68 99	165	H	Boston U.	64 44						

Non-Div I Games:

Dartmouth

■ Loss,
■ Non-Conf,
■ S Site,
■ H Home
■ A Away
N Neutral

Average RPI Win:	192	WON-LOST	WINNING	LAST 10	STRENGTH OF	OPP. STRENGTH	TEAM	ADJ.	CONF.	ADJ CONF.
Average RPI Loss:	152	RECORD	PCT. RANK	GAMES	SCHEDULE	OF SCHEDULE	RPI	RPI	RPI	RPI
DIV. I ONLY	11- 8	126	1- 0	160	165	123	123	17	17	
DIV. I NON-CONF.	5- 7	206	0- 0	147	174	167	167	16	16	
TOTALS	RPI 1-25	RPI 26-50	W-L RECORDS	RPI 51-100	RPI 101-150	RPI 150+				
11- 8	0- 1	1- 0	OVERALL	0- 1	4- 1	6- 5				
5- 2	0- 0	0- 0	HOME	0- 0	2- 1	3- 1				
6- 6	0- 1	1- 0	AWAY	0- 1	2- 0	3- 4				
0- 0	0- 0	0- 0	NEUTRAL	0- 0	0- 0	0- 0				
5- 7	0- 1	1- 0	NON-CONFERENCE	0- 1	2- 1	2- 4				
3- 1	0- 0	0- 0	HOME	0- 0	2- 1	1- 0				
2- 6	0- 1	1- 0	AWAY	0- 1	0- 0	1- 4				
0- 0	0- 0	0- 0	NEUTRAL	0- 0	0- 0	0- 0				
6- 1	0- 0	0- 0	CONFERENCE	0- 0	2- 0	4- 1				
2- 1	0- 0	0- 0	HOME	0- 0	0- 0	2- 1				
4- 0	0- 0	0- 0	AWAY	0- 0	2- 0	2- 0				
0- 0	0- 0	0- 0	NEUTRAL	0- 0	0- 0	0- 0				

RPI 1-25				RPI 26-50				RPI 51-100				RPI 101+ Team's RPI: 123			
RPI	S	Opponent	Score	RPI	S	Opponent	Score	RPI	S	Opponent	Score	RPI	S	Opponent	Score
6	A	NC State	45 75	45	A	Clemson	90 80	77	A	Princeton	57 65	127	H	High Point	71 62
												137	H	Appalachian St.	78 81
												143	H	William & Mary	76 65
												144	A	Fordham	60 56
												148	A	Duquesne	62 47
												156	A	Charlotte	66 78
												178	A	George Washington	62 42
												180	A	UNC Asheville	56 69
												192	A	Elon	72 73
												194	H	George Mason	67 59
												200	A	Rhode Island	77 67
												202	H	Massachusetts	58 70
												264	A	Gardner-Webb	49 54
												269	H	Richmond	78 55
												331	A	Charleston So.	72 34
												336	H	Presbyterian	83 56
LAST 12 Division I GAMES:															
144	A	Fordham	60 56	178	A	George Washington	62 42	6	A	NC State	45 75				
202	H	Massachusetts	58 70	156	A	Charlotte	66 78	336	H	Presbyterian	83 56				
269	H	Richmond	78 55	45	A	Clemson	90 80								
200	A	Rhode Island	77 67	192	A	Elon	72 73								
148	A	Duquesne	62 47												
194	H	George Mason	67 59												

Non-Div I Games: Queens (NC) 80 47

Davidson

■ Loss,
 ■ Non-Conf,
 ■ S Site,
 ■ H Home
 ■ A Away
 N Neutral

Average RPI Win:	184	WON-LOST	WINNING	LAST 10	STRENGTH OF	OPP. STRENGTH	TEAM	ADJ.	CONF.	ADJ CONF.
Average RPI Loss:	84	RECORD	PCT. RANK	GAMES	SCHEDULE	OF SCHEDULE	RPI	RPI	RPI	RPI
DIV. I ONLY	10- 8	138	1- 0	83	93	114	114	17	17	
DIV. I NON-CONF.	5- 6	177	0- 0	19	52	81	81	16	16	
TOTALS	RPI 1-25	RPI 26-50	W-L RECORDS	RPI 51-100	RPI 101-150	RPI 150+				
10- 8	0- 2	2- 1	OVERALL	1- 3	1- 0	6- 2				
8- 1	0- 0	1- 0	HOME	1- 1	1- 0	5- 0				
1- 6	0- 2	0- 1	AWAY	0- 1	0- 0	1- 2				
1- 1	0- 0	1- 0	NEUTRAL	0- 1	0- 0	0- 0				
5- 6	0- 2	2- 1	NON-CONFERENCE	1- 3	0- 0	2- 0				
4- 1	0- 0	1- 0	HOME	1- 1	0- 0	2- 0				
0- 4	0- 2	0- 1	AWAY	0- 1	0- 0	0- 0				
1- 1	0- 0	1- 0	NEUTRAL	0- 1	0- 0	0- 0				
5- 2	0- 0	0- 0	CONFERENCE	0- 0	1- 0	4- 2				
4- 0	0- 0	0- 0	HOME	0- 0	1- 0	3- 0				
1- 2	0- 0	0- 0	AWAY	0- 0	0- 0	1- 2				
0- 0	0- 0	0- 0	NEUTRAL	0- 0	0- 0	0- 0				

RPI	S	Opponent	Score	RPI	S	Opponent	Score	RPI	S	Opponent	Score	RPI	S	Opponent	Score	Team's RPI: 114
17	A	South Carolina	55 65	26	H	Buffalo	72 59	69	N	Virginia Tech	57 69	144	H	Fordham	72 50	
18	A	Maryland	71 82	43	N	Georgia Tech	85 66	70	A	Green Bay	35 51	178	A	George Washington	45 46	
				47	A	James Madison	55 68	76	H	Northeastern	79 84	199	A	Saint Louis	65 68	
								84	H	Toledo	70 49	202	H	Massachusetts	75 47	
												206	A	St. Bonaventure	62 49	
												229	H	Colgate	67 58	
												285	H	Saint Joseph's	72 65	
												286	H	La Salle	84 45	
												337	H	Evansville	69 30	
LAST 12 Division I GAMES:																
199	A	Saint Louis	65 68	285	H	Saint Joseph's	72 65	43	N	Georgia Tech	85 66	69	N	Virginia Tech	57 69	
144	H	Fordham	72 50	26	H	Buffalo	72 59	337	H	Evansville	69 30	206	A	St. Bonaventure	62 49	
206	A	St. Bonaventure	62 49	47	A	James Madison	55 68	76	H	Northeastern	79 84	178	A	George Washington	45 46	
178	A	George Washington	45 46					84	H	Toledo	70 49	199	A	Saint Louis	65 68	
202	H	Massachusetts	75 47									202	H	Massachusetts	75 47	
286	H	La Salle	84 45									206	A	St. Bonaventure	62 49	

Non-Div I Games:

Dayton

Average RPI Win:	135	WON-LOST	WINNING	LAST 10	STRENGTH OF	OPP. STRENGTH	TEAM	ADJ.	CONF.	ADJ CONF.
Average RPI Loss:	41	RECORD	PCT. RANK	GAMES	SCHEDULE	OF SCHEDULE	RPI	RPI	RPI	RPI
DIV. I ONLY	15- 6	66	1- 0	52	14	34	34	6	6	
DIV. I NON-CONF.	9- 3	61	0- 0	102	10	42	42	4	4	
TOTALS	RPI 1-25	RPI 26-50	W-L RECORDS	RPI 51-100	RPI 101-150	RPI 150+				
15- 6	0- 4	2- 0	OVERALL	5- 1	3- 1	5- 0				
7- 3	0- 1	0- 0	HOME	3- 1	1- 1	3- 0				
6- 2	0- 2	2- 0	AWAY	0- 0	2- 0	2- 0				
2- 1	0- 1	0- 0	NEUTRAL	2- 0	0- 0	0- 0				
9- 3	0- 3	0- 0	NON-CONFERENCE	4- 0	1- 0	4- 0				
5- 1	0- 1	0- 0	HOME	2- 0	0- 0	3- 0				
2- 1	0- 1	0- 0	AWAY	0- 0	1- 0	1- 0				
2- 1	0- 1	0- 0	NEUTRAL	2- 0	0- 0	0- 0				
6- 3	0- 1	2- 0	CONFERENCE	1- 1	2- 1	1- 0				
2- 2	0- 0	0- 0	HOME	1- 1	1- 1	0- 0				
4- 1	0- 1	2- 0	AWAY	0- 0	1- 0	1- 0				
0- 0	0- 0	0- 0	NEUTRAL	0- 0	0- 0	0- 0				

RPI S	Opponent	Score	RPI S	Opponent	Score	Team's RPI: 34	RPI S	Opponent	Score	RPI S	Opponent	Score
1	H Notre Dame	77 101	40	A Villanova	66 59		55	N Kansas St.	79 59	102	A Georgetown	69 64
7	A UConn	63 99	41	A Butler	86 78		70	H Green Bay	73 64	119	H Seton Hall	73 84
9	N Syracuse	81 83					77	N Princeton	82 67	126	H St. John's (NY)	73 64
11	A Marquette	63 96					85	H Northwestern	76 60	145	A Oklahoma	87 76
							91	H Providence	88 62	163	A Xavier	73 71
							99	H Creighton	82 85	185	H Temple	102 88
										211	A Loyola Chicago	102 76
										290	H Tennessee St.	95 73
										349	H Savannah St.	124 61
LAST 12 Division I GAMES:												
41	A Butler	86 78	163	A Xavier	73 71							
119	H Seton Hall	73 84	91	H Providence	88 62							
126	H St. John's (NY)	73 64	99	H Creighton	82 85							
40	A Villanova	66 59	211	A Loyola Chicago	102 76							
102	A Georgetown	69 64	290	H Tennessee St.	95 73							
11	A Marquette	63 96	145	A Oklahoma	87 76							

Non-Div I Games:

DePaul

■ Loss,
 ■ Non-Conf, S Site,
 ■ Home
 ■ Away
 N Neutral

Average RPI Win:	245	WON-LOST	WINNING	LAST 10	STRENGTH OF	OPP. STRENGTH	TEAM	ADJ.	CONF.	ADJ CONF.
Average RPI Loss:	102	RECORD	PCT. RANK	GAMES	SCHEDULE	OF SCHEDULE	RPI	RPI	RPI	RPI
DIV. I ONLY	9- 11	198	1- 0	80	246	168	168	10	10	
DIV. I NON-CONF.	5- 7	206	1- 0	121	304	196	196	11	11	
TOTALS	RPI 1-25	RPI 26-50	W-L RECORDS	RPI 51-100	RPI 101-150	RPI 150+				
9- 11	0- 2	0- 1	OVERALL	0- 2	2- 3	7- 3				
4- 5	0- 2	0- 1	HOME	0- 0	1- 2	3- 0				
3- 4	0- 0	0- 0	AWAY	0- 2	1- 0	2- 2				
2- 2	0- 0	0- 0	NEUTRAL	0- 0	0- 1	2- 1				
5- 7	0- 2	0- 0	NON-CONFERENCE	0- 1	0- 1	5- 3				
2- 2	0- 2	0- 0	HOME	0- 0	0- 0	2- 0				
1- 3	0- 0	0- 0	AWAY	0- 1	0- 0	1- 2				
2- 2	0- 0	0- 0	NEUTRAL	0- 0	0- 1	2- 1				
4- 4	0- 0	0- 1	CONFERENCE	0- 1	2- 2	2- 0				
2- 3	0- 0	0- 1	HOME	0- 0	1- 2	1- 0				
2- 1	0- 0	0- 0	AWAY	0- 1	1- 0	1- 0				
0- 0	0- 0	0- 0	NEUTRAL	0- 0	0- 0	0- 0				

RPI 1-25				RPI 26-50				RPI 51-100				RPI 101+ Team's RPI: 168			
RPI	S	Opponent	Score	RPI	S	Opponent	Score	RPI	S	Opponent	Score	RPI	S	Opponent	Score
15	H	UCF	60 71	47	H	James Madison	43 68	76	A	Northeastern	62 75	104	H	Drexel	40 57
18	H	Maryland	53 77					81	A	UNI	67 79	121	H	Towson	48 56
												132	N	Montana St.	60 69
												133	H	UNCW	65 53
												143	A	William & Mary	70 59
												165	A	Boston U.	61 72
												170	N	Bradley	47 59
												191	N	Nicholls St.	71 56
												194	A	George Mason	46 72
												231	A	Hofstra	78 59
												264	H	Gardner-Webb	69 45
												285	H	Saint Joseph's	48 39
												293	H	Col. of Charleston	74 50
												319	N	Lafayette	65 47
												347	A	Delaware St.	85 77
LAST 12 Division I GAMES:															
191	N	Nicholls St.	71 56	319	N	Lafayette	65 47								
143	A	William & Mary	70 59	104	H	Drexel	40 57								
293	H	Col. of Charleston	74 50	121	H	Towson	48 56								
133	H	UNCW	65 53	47	H	James Madison	43 68								
76	A	Northeastern	62 75	285	H	Saint Joseph's	48 39								
231	A	Hofstra	78 59	18	H	Maryland	53 77								

Non-Div I Games:

Delaware

■ Loss,
■ Non-Conf,
■ S Site,
■ H Home
■ A Away
N Neutral

Average RPI Win:	348	WON-LOST	WINNING	LAST 10	STRENGTH OF	OPP. STRENGTH	TEAM	ADJ.	CONF.	ADJ CONF.
Average RPI Loss:	212	RECORD	PCT. RANK	GAMES	SCHEDULE	OF SCHEDULE	RPI	RPI	RPI	RPI
DIV. I ONLY	2- 15	334	1- 0	304	347	347	347	32	32	
DIV. I NON-CONF.	0- 9	336	0- 0	144	248	332	332	32	32	
TOTALS	RPI 1-25	RPI 26-50	W-L RECORDS	RPI 51-100	RPI 101-150	RPI 150+				
2- 15	0- 0	0- 1	OVERALL	0- 0	0- 2	2- 12				
2- 4	0- 0	0- 1	HOME	0- 0	0- 0	2- 3				
0- 11	0- 0	0- 0	AWAY	0- 0	0- 2	0- 9				
0- 0	0- 0	0- 0	NEUTRAL	0- 0	0- 0	0- 0				
0- 9	0- 0	0- 1	NON-CONFERENCE	0- 0	0- 2	0- 6				
0- 2	0- 0	0- 1	HOME	0- 0	0- 0	0- 1				
0- 7	0- 0	0- 0	AWAY	0- 0	0- 2	0- 5				
0- 0	0- 0	0- 0	NEUTRAL	0- 0	0- 0	0- 0				
2- 6	0- 0	0- 0	CONFERENCE	0- 0	0- 0	2- 6				
2- 2	0- 0	0- 0	HOME	0- 0	0- 0	2- 2				
0- 4	0- 0	0- 0	AWAY	0- 0	0- 0	0- 4				
0- 0	0- 0	0- 0	NEUTRAL	0- 0	0- 0	0- 0				

RPI 1-25			RPI 26-50			RPI 51-100			RPI 101+			Team's RPI: 347
RPI	S	Opponent	Score	RPI	S	Opponent	Score	RPI	S	Opponent	Score	
				47	H	James Madison	57 103					
								124	A	VCU	55 97	
								126	A	St. John's (NY)	44 82	
								163	A	Xavier	59 80	
								168	H	Delaware	77 85	
								185	A	Temple	61 75	
								214	A	Robert Morris	63 64	
								225	A	Marshall	63 75	
								226	A	Howard	62 78	
								251	A	Cornell	59 94	
								255	H	N.C. A&T	47 67	
								259	A	Bethune-Cookman	55 67	
								267	A	Norfolk St.	50 63	
								318	H	Coppin St.	57 71	
								346	H	N.C. Central	71 61	
								348	A	Florida A&M	52 57	
								349	H	Savannah St.	66 58	
LAST 12 Division I GAMES:												
226	A	Howard	62 78	349	H	Savannah St.	66 58					
348	A	Florida A&M	52 57	267	A	Norfolk St.	50 63					
259	A	Bethune-Cookman	55 67	124	A	VCU	55 97					
346	H	N.C. Central	71 61	225	A	Marshall	63 75					
255	H	N.C. A&T	47 67	214	A	Robert Morris	63 64					
318	H	Coppin St.	57 71	251	A	Cornell	59 94					

Non-Div I Games: Post 65 53 Cheyney 79 59

Delaware St.

■ Loss,
 ■ Non-Conf,
 ■ S Site,
 ■ H Home
 ■ A Away
 N Neutral

Average RPI Win: 190	WON-LOST	WINNING	LAST 10	STRENGTH OF	OPP. STRENGTH	TEAM	ADJ.	CONF.	ADJ CONF.
Average RPI Loss: 151	RECORD	PCT. RANK	GAMES	SCHEDULE	OF SCHEDULE	RPI	RPI	RPI	RPI
DIV. I ONLY	12- 10	149	0- 1	190	143	169	169	18	18
DIV. I NON-CONF.	7- 6	153	0- 0	171	124	159	159	17	17
<hr/>									
TOTALS	RPI 1-25	RPI 26-50	W-L RECORDS	RPI 51-100	RPI 101-150	RPI 150+			
12- 10	0- 0	1- 3	OVERALL	1- 1	2- 1	8- 5			
10- 2	0- 0	1- 1	HOME	1- 0	2- 0	6- 1			
2- 8	0- 0	0- 2	AWAY	0- 1	0- 1	2- 4			
0- 0	0- 0	0- 0	NEUTRAL	0- 0	0- 0	0- 0			
7- 6	0- 0	0- 1	NON-CONFERENCE	1- 1	2- 1	4- 3			
6- 1	0- 0	0- 0	HOME	1- 0	2- 0	3- 1			
1- 5	0- 0	0- 1	AWAY	0- 1	0- 1	1- 2			
0- 0	0- 0	0- 0	NEUTRAL	0- 0	0- 0	0- 0			
5- 4	0- 0	1- 2	CONFERENCE	0- 0	0- 0	4- 2			
4- 1	0- 0	1- 1	HOME	0- 0	0- 0	3- 0			
1- 3	0- 0	0- 1	AWAY	0- 0	0- 0	1- 2			
0- 0	0- 0	0- 0	NEUTRAL	0- 0	0- 0	0- 0			

RPI 1-25			RPI 26-50			RPI 51-100			RPI 101+ Team's RPI: 169		
RPI	S	Opponent	Score	RPI	S	Opponent	Score	RPI	S	Opponent	Score
				27	A	South Dakota St.	59 76	72	H	Lamar University	117 110
				27	H	South Dakota St.	67 83	90	A	Nebraska	71 96
				36	H	South Dakota	104 99				
				46	A	Wyoming	74 78				
<hr/>											
LAST 12 Division I GAMES:											
				331	A	Purdue Fort Wayne	55 70	27	H	South Dakota St.	67 83
				184	H	Oral Roberts	93 76	236	A	Western Ill.	78 87
				305	H	North Dakota St.	81 54	311	A	Omaha	95 68
				27	A	South Dakota St.	59 76	222	A	Colorado St.	79 84
				232	H	North Dakota	87 66	258	H	Samford	83 87
				36	H	South Dakota	104 99	90	A	Nebraska	71 96

Non-Div I Games:

Denver

■ Loss,
 ■ Non-Conf, S Site,
 ■ Home
 ■ Away
 N Neutral

Detroit Mercy

Through Games Of Feb. 2, 2019

Average RPI Win:	330	WON-LOST	WINNING	LAST 10	STRENGTH OF	OPP. STRENGTH	TEAM	ADJ.	CONF.	ADJ CONF.
Average RPI Loss:	178	RECORD	PCT. RANK	GAMES	SCHEDULE	OF SCHEDULE	RPI	RPI	RPI	RPI
DIV. I ONLY	2- 19	343	0- 1	257	227	330	330	20	20	
DIV. I NON-CONF.	1- 9	326	0- 0	249	230	322	322	18	18	
TOTALS	RPI 1-25	RPI 26-50	W-L RECORDS	RPI 51-100	RPI 101-150	RPI 150+				
2- 19	0- 0	0- 0	OVERALL	0- 5	0- 4	2- 10				
0- 7	0- 0	0- 0	HOME	0- 2	0- 1	0- 4				
2- 12	0- 0	0- 0	AWAY	0- 3	0- 3	2- 6				
0- 0	0- 0	0- 0	NEUTRAL	0- 0	0- 0	0- 0				
1- 9	0- 0	0- 0	NON-CONFERENCE	0- 3	0- 1	1- 5				
0- 3	0- 0	0- 0	HOME	0- 1	0- 0	0- 2				
1- 6	0- 0	0- 0	AWAY	0- 2	0- 1	1- 3				
0- 0	0- 0	0- 0	NEUTRAL	0- 0	0- 0	0- 0				
1- 10	0- 0	0- 0	CONFERENCE	0- 2	0- 3	1- 5				
0- 4	0- 0	0- 0	HOME	0- 1	0- 1	0- 2				
1- 6	0- 0	0- 0	AWAY	0- 1	0- 2	1- 3				
0- 0	0- 0	0- 0	NEUTRAL	0- 0	0- 0	0- 0				

RPI S	Opponent	Score	RPI S	Opponent	Score	RPI S	Opponent	Score	RPI S	Opponent	Score	Team's RPI: 330
						54	H Miami (OH)	59 78	101	A Ohio St.	41 55	
						62	A Michigan	62 95	125	A Youngstown St.	45 91	
						70	H Green Bay	40 65	125	H Youngstown St.	59 85	
						84	A Toledo	60 77	131	A IUPUI	47 82	
						88	A Wright St.	59 78	190	A Eastern Mich.	53 60	
									193	H Milwaukee	44 62	
									211	A Loyola Chicago	43 52	
									220	A Bowling Green	73 79	
									272	A Cleveland St.	51 67	
									272	H Cleveland St.	49 67	
									280	A Northern Ky.	56 68	
									282	H Western Mich.	44 54	
									310	A Oakland	67 74	
									311	H Omaha	42 51	
									326	A Manhattan	58 56	
									333	A UIC	42 36	
LAST 12 Division I GAMES:												
			272	A Cleveland St.	51 67		125	A Youngstown St.	45 91			
			88	A Wright St.	59 78		131	A IUPUI	47 82			
			280	A Northern Ky.	56 68		310	A Oakland	67 74			
			193	H Milwaukee	44 62		272	H Cleveland St.	49 67			
			70	H Green Bay	40 65		125	H Youngstown St.	59 85			
			333	A UIC	42 36		84	A Toledo	60 77			

Non-Div I Games: Mich.-Dearborn 68 60

Detroit Mercy

Loss, Non-Conf, S Site, H Home A Away N Neutral

Drake

Through Games Of Feb. 2, 2019

Average RPI Win: 150		WON-LOST	WINNING	LAST 10	STRENGTH OF	OPP. STRENGTH	TEAM	ADJ.	CONF.	ADJ CONF.
Average RPI Loss: 26		RECORD	PCT. RANK	GAMES	SCHEDULE	OF SCHEDULE	RPI	RPI	RPI	RPI
DIV. I ONLY		14- 5	56	1- 0	29	54	19	19	12	12
DIV. I NON-CONF.		7- 4	109	1- 0	5	2	12	12	14	14
TOTALS		RPI 1-25	RPI 26-50		W-L RECORDS		RPI 51-100	RPI 101-150		RPI 150+
14- 5	2- 3	1- 1		OVERALL		3- 1	1- 0		7- 0	
4- 2	0- 1	1- 0		HOME		0- 1	1- 0		2- 0	
8- 2	0- 1	0- 1		AWAY		3- 0	0- 0		5- 0	
2- 1	2- 1	0- 0		NEUTRAL		0- 0	0- 0		0- 0	
7- 4	2- 3	1- 1		NON-CONFERENCE		2- 0	1- 0		1- 0	
2- 1	0- 1	1- 0		HOME		0- 0	1- 0		0- 0	
3- 2	0- 1	0- 1		AWAY		2- 0	0- 0		1- 0	
2- 1	2- 1	0- 0		NEUTRAL		0- 0	0- 0		0- 0	
7- 1	0- 0	0- 0		CONFERENCE		1- 1	0- 0		6- 0	
2- 1	0- 0	0- 0		HOME		0- 1	0- 0		2- 0	
5- 0	0- 0	0- 0		AWAY		1- 0	0- 0		4- 0	
0- 0	0- 0	0- 0		NEUTRAL		0- 0	0- 0		0- 0	

RPI	S	Opponent	Score
1	N	Notre Dame	64 82
10	A	Iowa St.	81 86
13	H	Iowa	82 91
14	N	Rutgers	69 59
17	N	South Carolina	90 85

RPI	S	Opponent	Score
27	A	South Dakota St.	71 80
36	H	South Dakota	76 64

RPI	S	Opponent	Score
80	H	Missouri St.	79 85
81	A	UNI	88 64
90	A	Nebraska	83 77
99	A	Creighton	85 69

RPI	S	Opponent	Score
146	H	CSUN	73 63
170	A	Bradley	92 63
173	A	Indiana St.	70 68
196	A	Illinois St.	82 64
211	H	Loyola Chicago	69 60
236	A	Western Ill.	98 71
291	H	Valparaiso	84 53
337	A	Evansville	78 47

LAST 12 Division I GAMES:

1 N Notre Dame	64 82	17 N South Carolina	90 85
80 H Missouri St.	79 85	211 H Loyola Chicago	69 60
337 A Evansville	78 47	196 A Illinois St.	82 64
173 A Indiana St.	70 68	170 A Bradley	92 63
81 A UNI	88 64	13 H Iowa	82 91
291 H Valparaiso	84 53	10 A Iowa St.	81 86

Non-Div I Games: Clarke 91 43

Drake

Loss, Non-Conf, S Site, H Home A Away N Neutral

Average RPI Win:	222	WON-LOST	WINNING	LAST 10	STRENGTH OF	OPP. STRENGTH	TEAM	ADJ.	CONF.	ADJ CONF.
Average RPI Loss:	81	RECORD	PCT. RANK	GAMES	SCHEDULE	OF SCHEDULE	RPI	RPI	RPI	RPI
DIV. I ONLY	14- 5	56	1- 0	150	207	104	104	10	10	
DIV. I NON-CONF.	8- 3	72	1- 0	178	277	109	109	11	11	
TOTALS	RPI 1-25	RPI 26-50	W-L RECORDS	RPI 51-100	RPI 101-150	RPI 150+				
14- 5	0- 0	1- 1	OVERALL	1- 3	1- 1	11- 0				
5- 4	0- 0	1- 1	HOME	0- 2	1- 1	3- 0				
8- 0	0- 0	0- 0	AWAY	1- 0	0- 0	7- 0				
1- 1	0- 0	0- 0	NEUTRAL	0- 1	0- 0	1- 0				
8- 3	0- 0	1- 0	NON-CONFERENCE	0- 3	0- 0	7- 0				
3- 2	0- 0	1- 0	HOME	0- 2	0- 0	2- 0				
4- 0	0- 0	0- 0	AWAY	0- 0	0- 0	4- 0				
1- 1	0- 0	0- 0	NEUTRAL	0- 1	0- 0	1- 0				
6- 2	0- 0	0- 1	CONFERENCE	1- 0	1- 1	4- 0				
2- 2	0- 0	0- 1	HOME	0- 0	1- 1	1- 0				
4- 0	0- 0	0- 0	AWAY	1- 0	0- 0	3- 0				
0- 0	0- 0	0- 0	NEUTRAL	0- 0	0- 0	0- 0				

RPI 1-25				RPI 26-50				RPI 51-100				RPI 101+				Team's RPI: 104	
RPI	S	Opponent	Score	RPI	S	Opponent	Score	RPI	S	Opponent	Score	RPI	S	Opponent	Score		
				47	H	James Madison	35 51	66	H	Quinnipiac	52 56	121	H	Towson	54 55		
				49	H	Bucknell	64 42	76	A	Northeastern	61 59	133	H	UNCW	67 55		
								83	H	Penn	39 55	168	A	Delaware	57 40		
								88	N	Wright St.	63 71	192	A	Elon	59 44		
												231	A	Hofstra	61 49		
												264	H	Gardner-Webb	65 48		
												265	N	Siena	51 39		
												269	A	Richmond	58 35		
												271	A	Vermont	60 44		
												285	H	Saint Joseph's	51 34		
												286	A	La Salle	58 43		
												293	H	Col. of Charleston	76 53		
												326	A	Manhattan	53 39		
LAST 12 Division I GAMES:																	
				192	A	Elon	59 44	271	A	Vermont	60 44						
				133	H	UNCW	67 55	47	H	James Madison	35 51						
				293	H	Col. of Charleston	76 53	121	H	Towson	54 55						
				231	A	Hofstra	61 49	269	A	Richmond	58 35						
				76	A	Northeastern	61 59	83	H	Penn	39 55						
				168	A	Delaware	57 40	264	H	Gardner-Webb	65 48						

Non-Div I Games:

Drexel

D
u
k
e

D
u
k
e

Duke

Page 73

Average RPI Win:	209	WON-LOST	WINNING	LAST 10	STRENGTH OF	OPP. STRENGTH	TEAM	ADJ.	CONF.	ADJ CONF.
Average RPI Loss:	93	RECORD	PCT. RANK	GAMES	SCHEDULE	OF SCHEDULE	RPI	RPI	RPI	RPI
DIV. I ONLY	11- 9	143	0- 1	183	78	148	148	17	17	
DIV. I NON-CONF.	6- 7	172	0- 0	89	22	113	113	16	16	
TOTALS	RPI 1-25	RPI 26-50	W-L RECORDS	RPI 51-100	RPI 101-150	RPI 150+				
11- 9	0- 2	0- 1	OVERALL	1- 2	1- 2	9- 2				
5- 4	0- 1	0- 0	HOME	0- 0	0- 2	5- 1				
6- 3	0- 0	0- 1	AWAY	1- 2	1- 0	4- 0				
0- 2	0- 1	0- 0	NEUTRAL	0- 0	0- 0	0- 1				
6- 7	0- 2	0- 1	NON-CONFERENCE	1- 2	1- 1	4- 1				
3- 2	0- 1	0- 0	HOME	0- 0	0- 1	3- 0				
3- 3	0- 0	0- 1	AWAY	1- 2	1- 0	1- 0				
0- 2	0- 1	0- 0	NEUTRAL	0- 0	0- 0	0- 1				
5- 2	0- 0	0- 0	CONFERENCE	0- 0	0- 1	5- 1				
2- 2	0- 0	0- 0	HOME	0- 0	0- 1	2- 1				
3- 0	0- 0	0- 0	AWAY	0- 0	0- 0	3- 0				
0- 0	0- 0	0- 0	NEUTRAL	0- 0	0- 0	0- 0				

RPI 1-25				RPI 26-50				RPI 51-100				RPI 101+ Team's RPI: 148			
RPI	S	Opponent	Score	RPI	S	Opponent	Score	RPI	S	Opponent	Score	RPI	S	Opponent	Score
9	N	Syracuse	71 87	31	A	Texas	41 78	53	A	TCU	48 61	106	A	Penn St.	64 58
15	H	UCF	63 71					74	A	Kent St.	77 72	113	H	Pittsburgh	58 66
								84	A	Toledo	52 65	123	H	Davidson	47 62
												178	H	George Washington	54 55
												185	H	Temple	54 53
												194	A	George Mason	60 57
												204	A	Saint Francis (PA)	93 73
												206	A	St. Bonaventure	60 54
												228	N	Liberty	51 55
												244	H	Mt. St. Mary's	73 64
												245	H	ETSU	66 58
												269	H	Richmond	80 54
												285	H	Saint Joseph's	81 73
												286	A	La Salle	66 62
LAST 12 Division I GAMES:															
286	A	La Salle	66 62	178	H	George Washington	54 55								
269	H	Richmond	80 54	185	H	Temple	54 53								
285	H	Saint Joseph's	81 73	113	H	Pittsburgh	58 66								
194	A	George Mason	60 57	228	N	Liberty	51 55								
123	H	Davidson	47 62	9	N	Syracuse	71 87								
206	A	St. Bonaventure	60 54	245	H	ETSU	66 58								

Non-Div I Games:

Duquesne

■ Loss,
 ■ Non-Conf,
 ■ S Site,
 ■ Home
 ■ A Away
 N Neutral

Average RPI Win:	262	WON-LOST	WINNING	LAST 10	STRENGTH OF	OPP. STRENGTH	TEAM	ADJ.	CONF.	ADJ CONF.
Average RPI Loss:	115	RECORD	PCT. RANK	GAMES	SCHEDULE	OF SCHEDULE	RPI	RPI	RPI	RPI
DIV. I ONLY	6- 17	297	0- 2	76	182	245	245	25	25	
DIV. I NON-CONF.	2- 14	319	0- 2	24	128	227	227	25	25	
TOTALS	RPI 1-25	RPI 26-50	W-L RECORDS	RPI 51-100	RPI 101-150	RPI 150+				
6- 17	0- 3	0- 0	OVERALL	0- 4	1- 6	5- 4				
6- 4	0- 0	0- 0	HOME	0- 2	1- 1	5- 1				
0- 10	0- 1	0- 0	AWAY	0- 2	0- 4	0- 3				
0- 3	0- 2	0- 0	NEUTRAL	0- 0	0- 1	0- 0				
2- 14	0- 3	0- 0	NON-CONFERENCE	0- 4	1- 5	1- 2				
2- 4	0- 0	0- 0	HOME	0- 2	1- 1	1- 1				
0- 7	0- 1	0- 0	AWAY	0- 2	0- 3	0- 1				
0- 3	0- 2	0- 0	NEUTRAL	0- 0	0- 1	0- 0				
4- 3	0- 0	0- 0	CONFERENCE	0- 0	0- 1	4- 2				
4- 0	0- 0	0- 0	HOME	0- 0	0- 0	4- 0				
0- 3	0- 0	0- 0	AWAY	0- 0	0- 1	0- 2				
0- 0	0- 0	0- 0	NEUTRAL	0- 0	0- 0	0- 0				

RPI 1-25				RPI 26-50				RPI 51-100				RPI 101+ Team's RPI: 245			
RPI	S	Opponent	Score	RPI	S	Opponent	Score	RPI	S	Opponent	Score	RPI	S	Opponent	Score
14	N	Rutgers	44 68					56	A	Tennessee	61 80	108	A	South Alabama	74 81
17	N	South Carolina	55 101					87	A	Cincinnati	64 77	117	N	Western Ky.	68 82
25	A	Michigan St.	53 75					95	H	Troy	66 84	120	A	Radford	64 79
								96	H	Houston	77 84	127	H	High Point	65 73
												130	A	Chattanooga	67 76
												137	H	Appalachian St.	95 64
												148	A	Duquesne	58 66
												151	A	Mercer	41 64
												180	A	UNC Asheville	55 56
												228	H	Liberty	86 89
												243	H	Furman	75 70
												255	H	N.C. A&T	61 56
												258	A	Samford	58 79
												284	H	Wofford	92 79
												317	H	UNC Greensboro	85 76
												334	H	Western Caro.	88 80
LAST 12 Division I GAMES:															
117	N	Western Ky.	68 82	14	N	Rutgers	44 68								
334	H	Western Caro.	88 80	243	H	Furman	75 70								
317	H	UNC Greensboro	85 76	130	A	Chattanooga	67 76								
151	A	Mercer	41 64	127	H	High Point	65 73								
258	A	Samford	58 79	56	A	Tennessee	61 80								
284	H	Wofford	92 79	148	A	Duquesne	58 66								

Non-Div I Games:

ETSU

■ Loss,
 ■ Non-Conf,
 ■ S Site,
 ■ H Home
 ■ A Away
 N Neutral

East Carolina

Through Games Of Feb. 2, 2019

Average RPI Win:	249	WON-LOST	WINNING	LAST 10	STRENGTH OF	OPP. STRENGTH	TEAM	ADJ.	CONF.	ADJ CONF.
Average RPI Loss:	146	RECORD	PCT. RANK	GAMES	SCHEDULE	OF SCHEDULE	RPI	RPI	RPI	RPI
DIV. I ONLY	11- 10	158	1- 0	264	200	221	221	9	9	
DIV. I NON-CONF.	9- 4	85	0- 0	310	269	202	202	9	9	
TOTALS	RPI 1-25	RPI 26-50	W-L RECORDS	RPI 51-100	RPI 101-150	RPI 150+				
11- 10	0- 1	0- 0	OVERALL	0- 1	2- 3	9- 5				
9- 3	0- 1	0- 0	HOME	0- 0	2- 1	7- 1				
0- 7	0- 0	0- 0	AWAY	0- 1	0- 2	0- 4				
2- 0	0- 0	0- 0	NEUTRAL	0- 0	0- 0	2- 0				
9- 4	0- 0	0- 0	NON-CONFERENCE	0- 1	1- 2	8- 1				
7- 1	0- 0	0- 0	HOME	0- 0	1- 1	6- 0				
0- 3	0- 0	0- 0	AWAY	0- 1	0- 1	0- 1				
2- 0	0- 0	0- 0	NEUTRAL	0- 0	0- 0	2- 0				
2- 6	0- 1	0- 0	CONFERENCE	0- 0	1- 1	1- 4				
2- 2	0- 1	0- 0	HOME	0- 0	1- 0	1- 1				
0- 4	0- 0	0- 0	AWAY	0- 0	0- 1	0- 3				
0- 0	0- 0	0- 0	NEUTRAL	0- 0	0- 0	0- 0				

RPI	S	Opponent	Score	RPI	S	Opponent	Score	RPI	S	Opponent	Score	RPI	S	Opponent	Score	Team's RPI: 221
15	H	UCF	58 61					67	A	Duke	66 83	107	H	Wake Forest	70 61	
												122	A	Tulane	57 68	
												122	H	Tulane	63 61	
												133	H	UNCW	68 71	
												143	A	William & Mary	43 63	
												156	A	Charlotte	46 52	
												160	H	Tulsa	55 75	
												176	H	UMES	84 69	
												185	A	Temple	62 84	
												213	A	Memphis	46 58	
												228	H	Liberty	66 63	
												239	H	Monmouth	73 67	
												261	A	Wichita St.	47 57	
												261	H	Wichita St.	78 56	
												294	H	Kennesaw St.	68 56	
												296	N	South Carolina St.	71 63	
												338	H	USC Upstate	63 53	
												340	H	Grand Canyon	59 47	
												342	N	Longwood	61 52	
LAST 12 Division I GAMES:																
261	A	Wichita St.	47 57	122	H	Tulane	63 61									
185	A	Temple	62 84	122	A	Tulane	57 68									
15	H	UCF	58 61	133	H	UNCW	68 71									
213	A	Memphis	46 58	67	A	Duke	66 83									
160	H	Tulsa	55 75	296	N	South Carolina St.	71 63									
261	H	Wichita St.	78 56	342	N	Longwood	61 52									

Non-Div I Games:

East Carolina

Loss, Non-Conf, S Site, H Home A Away N Neutral

Average RPI Win: 247				WON-LOST		WINNING		LAST 10		STRENGTH OF		OPP. STRENGTH		TEAM		ADJ.		CONF.		ADJ CONF.	
Average RPI Loss: 176				RECORD		PCT. RANK		GAMES		SCHEDULE		OF SCHEDULE		RPI		RPI		RPI		RPI	
DIV. I ONLY				6- 12		259		0- 1		198		303		278		278		21		21	
DIV. I NON-CONF.				3- 5		227		0- 0		195		249		216		216		20		20	
TOTALS		RPI 1-25		RPI 26-50		W-L RECORDS		RPI 51-100		RPI 101-150		RPI 150+									
6- 12		0- 0		0- 1		OVERALL		0- 1		1- 3		5- 7									
5- 3		0- 0		0- 0		HOME		0- 0		1- 1		4- 2									
0- 9		0- 0		0- 1		AWAY		0- 1		0- 2		0- 5									
1- 0		0- 0		0- 0		NEUTRAL		0- 0		0- 0		1- 0									
3- 5		0- 0		0- 1		NON-CONFERENCE		0- 1		0- 0		3- 3									
2- 0		0- 0		0- 0		HOME		0- 0		0- 0		2- 0									
0- 5		0- 0		0- 1		AWAY		0- 1		0- 0		0- 3									
1- 0		0- 0		0- 0		NEUTRAL		0- 0		0- 0		1- 0									
3- 7		0- 0		0- 0		CONFERENCE		0- 0		1- 3		2- 4									
3- 3		0- 0		0- 0		HOME		0- 0		1- 1		2- 2									
0- 4		0- 0		0- 0		AWAY		0- 0		0- 2		0- 2									
0- 0		0- 0		0- 0		NEUTRAL		0- 0		0- 0		0- 0									

RPI 1-25				RPI 26-50				RPI 51-100				RPI 101+				Team's RPI: 278	
RPI	S	Opponent	Score	RPI	S	Opponent	Score	RPI	S	Opponent	Score	RPI	S	Opponent	Score		
				41	A	Butler	37 72	100	A	Northern Ill.	59 78	118	H	Morehead St.	57 67		
												134	A	UT Martin	66 90		
												134	H	UT Martin	77 71		
												140	A	Tennessee Tech	88 99		
												158	A	Southern Ill.	59 73		
												170	A	Bradley	64 67		
												173	H	Indiana St.	63 39		
												218	A	Southeast Mo. St.	57 72		
												223	A	Jacksonville St.	49 78		
												233	H	SIUE	56 65		
												236	N	Western Ill.	64 62		
												283	H	Austin Peay	60 73		
												288	H	Murray St.	75 67		
												291	A	Valparaiso	60 62		
												322	H	Eastern Ky.	80 60		
												331	H	Purdue Fort Wayne	72 63		
LAST 12 Division I GAMES:																	
				322	H	Eastern Ky.	80 60	118	H	Morehead St.	57 67						
				218	A	Southeast Mo. St.	57 72	223	A	Jacksonville St.	49 78						
				134	A	UT Martin	66 90	233	H	SIUE	56 65						
				283	H	Austin Peay	60 73	134	H	UT Martin	77 71						
				288	H	Murray St.	75 67	173	H	Indiana St.	63 39						
				140	A	Tennessee Tech	88 99	100	A	Northern Ill.	59 78						

Non-Div I Games:	Lincoln Christian	97	34	Eureka	104	48	Oakland City	102	43
------------------	-------------------	----	----	--------	-----	----	--------------	-----	----

Eastern Ill.

Loss, Non-Conf, S Site, H Home A Away N Neutral

Average RPI Win:	0	WON-LOST	WINNING	LAST 10	STRENGTH OF	OPP. STRENGTH	TEAM	ADJ.	CONF.	ADJ CONF.
Average RPI Loss:	170	RECORD	PCT. RANK	GAMES	SCHEDULE	OF SCHEDULE	RPI	RPI	RPI	RPI
DIV. I ONLY	0- 19	351	0- 1	95	282	322	322	21	21	
DIV. I NON-CONF.	0- 9	336	0- 1	18	243	256	256	20	20	
TOTALS	RPI 1-25	RPI 26-50	W-L RECORDS	RPI 51-100	RPI 101-150	RPI 150+				
0- 19	0- 1	0- 1	OVERALL	0- 4	0- 3	0- 10				
0- 6	0- 0	0- 0	HOME	0- 0	0- 2	0- 4				
0- 11	0- 0	0- 1	AWAY	0- 3	0- 1	0- 6				
0- 2	0- 1	0- 0	NEUTRAL	0- 1	0- 0	0- 0				
0- 9	0- 1	0- 1	NON-CONFERENCE	0- 3	0- 1	0- 3				
0- 2	0- 0	0- 0	HOME	0- 0	0- 0	0- 2				
0- 5	0- 0	0- 1	AWAY	0- 2	0- 1	0- 1				
0- 2	0- 1	0- 0	NEUTRAL	0- 1	0- 0	0- 0				
0- 10	0- 0	0- 0	CONFERENCE	0- 1	0- 2	0- 7				
0- 4	0- 0	0- 0	HOME	0- 0	0- 2	0- 2				
0- 6	0- 0	0- 0	AWAY	0- 1	0- 0	0- 5				
0- 0	0- 0	0- 0	NEUTRAL	0- 0	0- 0	0- 0				

RPI 1-25				RPI 26-50				RPI 51-100				RPI 101+ Team's RPI: 322			
RPI	S	Opponent	Score	RPI	S	Opponent	Score	RPI	S	Opponent	Score	RPI	S	Opponent	Score
22	N	Florida St.	45 62	44	A	Ohio	60 100	54	A	Miami (OH)	44 60	134	H	UT Martin	61 87
								60	A	Belmont	43 69	140	H	Tennessee Tech	68 81
								68	A	West Virginia	29 78	150	A	Akron	54 63
								68	N	West Virginia	39 81	194	H	George Mason	75 91
												199	H	Saint Louis	43 70
												218	H	Southeast Mo. St.	42 52
												223	H	Jacksonville St.	44 53
												233	A	SIUE	55 74
												278	A	Eastern Ill.	60 80
												282	A	Western Mich.	53 64
												283	A	Austin Peay	65 100
												288	A	Murray St.	63 81
												290	A	Tennessee St.	38 60
LAST 12 Division I GAMES:															
233	A	SIUE	55 74	68	N	West Virginia	39 81								
278	A	Eastern Ill.	60 80	60	A	Belmont	43 69								
140	H	Tennessee Tech	68 81	290	A	Tennessee St.	38 60								
223	H	Jacksonville St.	44 53	288	A	Murray St.	63 81								
218	H	Southeast Mo. St.	42 52	283	A	Austin Peay	65 100								
134	H	UT Martin	61 87	68	A	West Virginia	29 78								

Non-Div I Games: Brescia 70 41 Ky. Christian 90 35

Eastern Ky.

Loss, Non-Conf, S Site, H Home A Away N Neutral

Average RPI Win:	273	WON-LOST	WINNING	LAST 10	STRENGTH OF	OPP. STRENGTH	TEAM	ADJ.	CONF.	ADJ CONF.
Average RPI Loss:	91	RECORD	PCT. RANK	GAMES	SCHEDULE	OF SCHEDULE	RPI	RPI	RPI	RPI
DIV. I ONLY	9- 9	165	0- 1	217	139	190	190	8	8	
DIV. I NON-CONF.	6- 4	125	0- 0	344	238	253	253	8	8	
TOTALS	RPI 1-25	RPI 26-50	W-L RECORDS	RPI 51-100	RPI 101-150	RPI 150+				
9- 9	0- 2	0- 3	OVERALL	0- 2	1- 0	8- 2				
6- 2	0- 0	0- 1	HOME	0- 1	0- 0	6- 0				
3- 4	0- 1	0- 1	AWAY	0- 1	1- 0	2- 1				
0- 3	0- 1	0- 1	NEUTRAL	0- 0	0- 0	0- 1				
6- 4	0- 1	0- 1	NON-CONFERENCE	0- 0	0- 0	6- 2				
4- 0	0- 0	0- 0	HOME	0- 0	0- 0	4- 0				
2- 1	0- 0	0- 0	AWAY	0- 0	0- 0	2- 1				
0- 3	0- 1	0- 1	NEUTRAL	0- 0	0- 0	0- 1				
3- 5	0- 1	0- 2	CONFERENCE	0- 2	1- 0	2- 0				
2- 2	0- 0	0- 1	HOME	0- 1	0- 0	2- 0				
1- 3	0- 1	0- 1	AWAY	0- 1	1- 0	0- 0				
0- 0	0- 0	0- 0	NEUTRAL	0- 0	0- 0	0- 0				

RPI 1-25				RPI 26-50				RPI 51-100				RPI 101+ Team's RPI: 190			
RPI	S	Opponent	Score	RPI	S	Opponent	Score	RPI	S	Opponent	Score	RPI	S	Opponent	Score
10	N	Iowa St.	59 85	26	H	Buffalo	84 91	74	A	Kent St.	64 71	150	A	Akron	72 60
21	A	Central Mich.	61 71	41	N	Butler	63 73	100	H	Northern Ill.	65 68	189	A	Illinois	66 72
				44	A	Ohio	44 85					196	H	Illinois St.	50 41
												220	H	Bowling Green	81 74
												272	H	Cleveland St.	69 63
												282	H	Western Mich.	64 61
												317	N	UNC Greensboro	44 49
												330	H	Detroit Mercy	60 53
												331	A	Purdue Fort Wayne	87 72
												333	H	UIC	52 38
												342	A	Longwood	64 45
LAST 12 Division I GAMES:															
21	A	Central Mich.	61 71	100	H	Northern Ill.	65 68								
220	H	Bowling Green	81 74	74	A	Kent St.	64 71								
44	A	Ohio	44 85	41	N	Butler	63 73								
150	A	Akron	72 60	317	N	UNC Greensboro	44 49								
282	H	Western Mich.	64 61	342	A	Longwood	64 45								
26	H	Buffalo	84 91	331	A	Purdue Fort Wayne	87 72								

Non-Div I Games: Northwood 53 39

Eastern Mich.

■ Loss,
■ Non-Conf,
■ S Site,
■ H Home
■ A Away
N Neutral

Average RPI Win:	213	WON-LOST	WINNING	LAST 10	STRENGTH OF	OPP. STRENGTH	TEAM	ADJ.	CONF.	ADJ CONF.
Average RPI Loss:	124	RECORD	PCT. RANK	GAMES	SCHEDULE	OF SCHEDULE	RPI	RPI	RPI	RPI
DIV. I ONLY	4- 14	307	1- 0	62	179	197	197	16	16	
DIV. I NON-CONF.	0- 8	336	0- 0	11	163	224	224	12	12	
TOTALS	RPI 1-25	RPI 26-50	W-L RECORDS	RPI 51-100	RPI 101-150	RPI 150+				
4- 14	0- 1	0- 3	OVERALL	0- 3	2- 2	2- 5				
0- 6	0- 1	0- 1	HOME	0- 0	0- 2	0- 2				
4- 6	0- 0	0- 1	AWAY	0- 3	2- 0	2- 2				
0- 2	0- 0	0- 1	NEUTRAL	0- 0	0- 0	0- 1				
0- 8	0- 1	0- 3	NON-CONFERENCE	0- 1	0- 1	0- 2				
0- 3	0- 1	0- 1	HOME	0- 0	0- 1	0- 0				
0- 3	0- 0	0- 1	AWAY	0- 1	0- 0	0- 1				
0- 2	0- 0	0- 1	NEUTRAL	0- 0	0- 0	0- 1				
4- 6	0- 0	0- 0	CONFERENCE	0- 2	2- 1	2- 3				
0- 3	0- 0	0- 0	HOME	0- 0	0- 1	0- 2				
4- 3	0- 0	0- 0	AWAY	0- 2	2- 0	2- 1				
0- 0	0- 0	0- 0	NEUTRAL	0- 0	0- 0	0- 0				

RPI 1-25				RPI 26-50				RPI 51-100				RPI 101+ Team's RPI: 197			
RPI	S	Opponent	Score	RPI	S	Opponent	Score	RPI	S	Opponent	Score	RPI	S	Opponent	Score
12	H	Gonzaga	51 63	28	H	Utah	51 95	57	A	Boise St.	55 67	116	H	Northern Colo.	62 67
				32	A	BYU	65 80	73	A	Idaho St.	48 63	128	H	Fresno St.	58 68
				38	N	Oregon St.	45 93	98	A	Idaho	68 84	132	A	Montana St.	89 87
												147	A	Montana	68 62
												164	H	Portland St.	64 76
												172	N	UC Riverside	45 57
												235	H	Sacramento St.	70 73
												257	A	Southern Utah	63 73
												266	A	Northern Ariz.	64 62
												307	A	Weber St.	64 58
												321	A	Cal Poly	55 59
LAST 12 Division I GAMES:															
257	A	Southern Utah	63 73	266	A	Northern Ariz.	64 62								
235	H	Sacramento St.	70 73	98	A	Idaho	68 84								
164	H	Portland St.	64 76	73	A	Idaho St.	48 63								
132	A	Montana St.	89 87	307	A	Weber St.	64 58								
147	A	Montana	68 62	172	N	UC Riverside	45 57								
116	H	Northern Colo.	62 67	38	N	Oregon St.	45 93								

Non-Div I Games: Eastern Ore. 66 45

Eastern Wash.

■ Loss,
■ Non-Conf,
■ S Site,
■ H Home
■ A Away
N Neutral

Average RPI Win:	239	WON-LOST	WINNING	LAST 10	STRENGTH OF	OPP. STRENGTH	TEAM	ADJ.	CONF.	ADJ CONF.
Average RPI Loss:	111	RECORD	PCT. RANK	GAMES	SCHEDULE	OF SCHEDULE	RPI	RPI	RPI	RPI
DIV. I ONLY	6- 12	259	0- 1	89	194	192	192	10	10	
DIV. I NON-CONF.	4- 6	212	0- 0	127	229	197	197	11	11	
TOTALS	RPI 1-25	RPI 26-50	W-L RECORDS	RPI 51-100	RPI 101-150	RPI 150+				
6- 12	0- 0	0- 2	OVERALL	0- 3	1- 6	5- 1				
3- 5	0- 0	0- 1	HOME	0- 1	1- 3	2- 0				
3- 7	0- 0	0- 1	AWAY	0- 2	0- 3	3- 1				
0- 0	0- 0	0- 0	NEUTRAL	0- 0	0- 0	0- 0				
4- 6	0- 0	0- 1	NON-CONFERENCE	0- 2	1- 2	3- 1				
2- 3	0- 0	0- 1	HOME	0- 1	1- 1	1- 0				
2- 3	0- 0	0- 0	AWAY	0- 1	0- 1	2- 1				
0- 0	0- 0	0- 0	NEUTRAL	0- 0	0- 0	0- 0				
2- 6	0- 0	0- 1	CONFERENCE	0- 1	0- 4	2- 0				
1- 2	0- 0	0- 0	HOME	0- 0	0- 2	1- 0				
1- 4	0- 0	0- 1	AWAY	0- 1	0- 2	1- 0				
0- 0	0- 0	0- 0	NEUTRAL	0- 0	0- 0	0- 0				

RPI S	Opponent	Score	RPI S	Opponent	Score	RPI S	Opponent	Score	RPI S	Opponent	Score	Team's RPI: 192
29	H North Carolina	69 100	51	H Auburn	44 96	104	H Drexel	44 59				
47	A James Madison	30 82	67	A Duke	64 81	121	A Towson	58 59				
			76	A Northeastern	71 79	123	H Davidson	73 72				
						133	H UNCW	70 75				
						137	A Appalachian St.	62 65				
						143	A William & Mary	60 65				
						149	H Marist	57 61				
						188	A Hampton	77 62				
						231	A Hofstra	77 64				
						255	H N.C. A&T	73 64				
						275	A Winthrop	57 58				
						293	H Col. of Charleston	76 68				
						346	A N.C. Central	83 54				
LAST 12 Division I GAMES:												
47	A James Madison	30 82	104	H Drexel	44 59							
121	A Towson	58 59	76	A Northeastern	71 79							
143	A William & Mary	60 65	51	H Auburn	44 96							
133	H UNCW	70 75	255	H N.C. A&T	73 64							
293	H Col. of Charleston	76 68	275	A Winthrop	57 58							
231	A Hofstra	77 64	123	H Davidson	73 72							

Non-Div I Games: Chowan 88 74

Elon

■ Loss,
 ■ Non-Conf,
 ■ S Site,
 ■ H Home
 ■ A Away
 N Neutral

Average RPI Win:	314	WON-LOST	WINNING	LAST 10	STRENGTH OF	OPP. STRENGTH	TEAM	ADJ.	CONF.	ADJ CONF.
Average RPI Loss:	189	RECORD	PCT. RANK	GAMES	SCHEDULE	OF SCHEDULE	RPI	RPI	RPI	RPI
DIV. I ONLY	2- 18	339	0- 1	272	269	337	337	12	12	
DIV. I NON-CONF.	2- 9	297	0- 0	341	339	346	346	14	14	
TOTALS	RPI 1-25	RPI 26-50	W-L RECORDS	RPI 51-100	RPI 101-150	RPI 150+				
2- 18	0- 1	0- 0	OVERALL	0- 2	0- 2	2- 13				
1- 9	0- 1	0- 0	HOME	0- 1	0- 0	1- 7				
1- 9	0- 0	0- 0	AWAY	0- 1	0- 2	1- 6				
0- 0	0- 0	0- 0	NEUTRAL	0- 0	0- 0	0- 0				
2- 9	0- 0	0- 0	NON-CONFERENCE	0- 0	0- 2	2- 7				
1- 4	0- 0	0- 0	HOME	0- 0	0- 0	1- 4				
1- 5	0- 0	0- 0	AWAY	0- 0	0- 2	1- 3				
0- 0	0- 0	0- 0	NEUTRAL	0- 0	0- 0	0- 0				
0- 9	0- 1	0- 0	CONFERENCE	0- 2	0- 0	0- 6				
0- 5	0- 1	0- 0	HOME	0- 1	0- 0	0- 3				
0- 4	0- 0	0- 0	AWAY	0- 1	0- 0	0- 3				
0- 0	0- 0	0- 0	NEUTRAL	0- 0	0- 0	0- 0				

RPI	S	Opponent	Score	RPI	S	Opponent	Score	RPI	S	Opponent	Score	RPI	S	Opponent	Score	Team's RPI: 337
19	H	Drake	47 78					80	A	Missouri St.	66 88	114	A	Dayton	30 69	
								81	H	UNI	46 74	118	A	Morehead St.	63 85	
												158	A	Southern Ill.	47 67	
												170	H	Bradley	68 75	
												171	A	Wisconsin	60 96	
												173	H	Indiana St.	69 76	
												196	H	Illinois St.	61 72	
												211	A	Loyola Chicago	56 61	
												218	H	Southeast Mo. St.	50 54	
												225	A	Marshall	65 72	
												233	H	SIUE	45 54	
												283	H	Austin Peay	56 52	
												288	A	Murray St.	53 81	
												291	A	Valparaiso	49 93	
												331	H	Purdue Fort Wayne	66 72	
												333	H	UIC	54 62	
												344	A	Chicago St.	67 58	
LAST 12 Division I GAMES:																
19	H	Drake	47 78	173	H	Indiana St.	69 76									
81	H	UNI	46 74	80	A	Missouri St.	66 88									
291	A	Valparaiso	49 93	158	A	Southern Ill.	47 67									
211	A	Loyola Chicago	56 61	171	A	Wisconsin	60 96									
196	H	Illinois St.	61 72	283	H	Austin Peay	56 52									
170	H	Bradley	68 75	114	A	Dayton	30 69									

Non-Div I Games:

Average RPI Win:	236	WON-LOST	WINNING	LAST 10	STRENGTH OF	OPP. STRENGTH	TEAM	ADJ.	CONF.	ADJ CONF.
Average RPI Loss:	60	RECORD	PCT. RANK	GAMES	SCHEDULE	OF SCHEDULE	RPI	RPI	RPI	RPI
DIV. I ONLY	15- 4	32	1- 0	221	181	92	92	24	24	
DIV. I NON-CONF.	7- 4	109	0- 0	134	67	95	95	26	26	
TOTALS	RPI 1-25	RPI 26-50	W-L RECORDS	RPI 51-100	RPI 101-150	RPI 150+				
15- 4	0- 1	0- 1	OVERALL	1- 1	1- 1	13- 0				
8- 1	0- 0	0- 0	HOME	1- 0	0- 1	7- 0				
6- 2	0- 0	0- 1	AWAY	0- 1	0- 0	6- 0				
1- 1	0- 1	0- 0	NEUTRAL	0- 0	1- 0	0- 0				
7- 4	0- 1	0- 1	NON-CONFERENCE	1- 1	1- 1	5- 0				
4- 1	0- 0	0- 0	HOME	1- 0	0- 1	3- 0				
2- 2	0- 0	0- 1	AWAY	0- 1	0- 0	2- 0				
1- 1	0- 1	0- 0	NEUTRAL	0- 0	1- 0	0- 0				
8- 0	0- 0	0- 0	CONFERENCE	0- 0	0- 0	8- 0				
4- 0	0- 0	0- 0	HOME	0- 0	0- 0	4- 0				
4- 0	0- 0	0- 0	AWAY	0- 0	0- 0	4- 0				
0- 0	0- 0	0- 0	NEUTRAL	0- 0	0- 0	0- 0				

RPI 1-25				RPI 26-50				RPI 51-100				Team's RPI: 92	RPI 101+				
RPI	S	Opponent	Score	RPI	S	Opponent	Score	RPI	S	Opponent	Score		RPI	S	Opponent	Score	
5	N	Stanford	65 88	27	A	South Dakota St.	62 80	67	A	Duke	41 57		103	N	American	90 71	
								96	H	Houston	76 71		141	H	UAB	60 62	
													155	A	North Ala.	68 52	
													159	H	Abilene Christian	81 65	
													204	A	Saint Francis (PA)	83 69	
													215	H	Jacksonville	82 58	
													228	H	Liberty	68 50	
													262	A	Hawaii	73 67	
													281	A	North Florida	105 66	
													281	H	North Florida	80 48	
													294	A	Kennesaw St.	69 46	
													308	A	NJIT	67 35	
													316	H	FIU	100 58	
													318	H	Coppin St.	93 61	
													324	H	Lipscomb	82 40	
LAST 12 Division I GAMES:																	
				308	A	NJIT	67 35					215	H	Jacksonville	82 58		
				281	H	North Florida	80 48					228	H	Liberty	68 50		
				324	H	Lipscomb	82 40					67	A	Duke	41 57		
				294	A	Kennesaw St.	69 46					141	H	UAB	60 62		
				281	A	North Florida	105 66					318	H	Coppin St.	93 61		
				155	A	North Ala.	68 52					159	H	Abilene Christian	81 65		

Non-Div I Games: Fla. Memorial 99 68 Johnson & Wales (FI109 64

FGCU

■ Loss,
 ■ Non-Conf,
 ■ S Site,
 ■ H Home
 ■ A Away
 N Neutral

Average RPI Win:	334	WON-LOST	WINNING	LAST 10	STRENGTH OF	OPP. STRENGTH	TEAM	ADJ.	CONF.	ADJ CONF.
Average RPI Loss:	167	RECORD	PCT. RANK	GAMES	SCHEDULE	OF SCHEDULE	RPI	RPI	RPI	RPI
DIV. I ONLY	3- 18	327	0- 1	138	322	316	316	14	14	
DIV. I NON-CONF.	3- 9	271	0- 1	211	348	326	326	19	19	
TOTALS	RPI 1-25	RPI 26-50	W-L RECORDS	RPI 51-100	RPI 101-150	RPI 150+				
3- 18	0- 1	0- 0	OVERALL	0- 3	0- 3	3- 11				
3- 10	0- 1	0- 0	HOME	0- 1	0- 3	3- 5				
0- 8	0- 0	0- 0	AWAY	0- 2	0- 0	0- 6				
0- 0	0- 0	0- 0	NEUTRAL	0- 0	0- 0	0- 0				
3- 9	0- 1	0- 0	NON-CONFERENCE	0- 1	0- 1	3- 6				
3- 6	0- 1	0- 0	HOME	0- 0	0- 1	3- 4				
0- 3	0- 0	0- 0	AWAY	0- 1	0- 0	0- 2				
0- 0	0- 0	0- 0	NEUTRAL	0- 0	0- 0	0- 0				
0- 9	0- 0	0- 0	CONFERENCE	0- 2	0- 2	0- 5				
0- 4	0- 0	0- 0	HOME	0- 1	0- 2	0- 1				
0- 5	0- 0	0- 0	AWAY	0- 1	0- 0	0- 4				
0- 0	0- 0	0- 0	NEUTRAL	0- 0	0- 0	0- 0				

RPI 1-25				RPI 26-50				RPI 51-100				RPI 101+ Team's RPI: 316			
RPI	S	Opponent	Score	RPI	S	Opponent	Score	RPI	S	Opponent	Score	RPI	S	Opponent	Score
24	H	Miami (FL)	43 94					59	H	Middle Tenn.	43 49	108	H	South Alabama	77 84
								64	A	Old Dominion	68 95	117	H	Western Ky.	82 94
								92	A	FGCU	58 100	141	H	UAB	59 83
												153	H	Georgia St.	61 67
												154	A	Louisiana Tech	72 90
												156	A	Charlotte	54 69
												186	A	Southern Miss.	57 71
												215	H	Jacksonville	62 73
												225	H	Marshall	58 86
												226	H	Howard	62 89
												249	H	Campbell	54 59
												259	A	Bethune-Cookman	57 68
												281	A	North Florida	53 62
												289	A	Fla. Atlantic	55 77
												303	H	Morgan St.	59 50
												348	H	Florida A&M	77 54
												350	H	Alcorn	75 40
LAST 12 Division I GAMES:															
249	H	Campbell	54 59	108	H	South Alabama	77 84								
154	A	Louisiana Tech	72 90	64	A	Old Dominion	68 95								
186	A	Southern Miss.	57 71	156	A	Charlotte	54 69								
289	A	Fla. Atlantic	55 77	141	H	UAB	59 83								
225	H	Marshall	58 86	59	H	Middle Tenn.	43 49								
117	H	Western Ky.	82 94	215	H	Jacksonville	62 73								

Non-Div I Games: Palm Beach Atl. 63 66

FIU

Fairfield

Through Games Of Feb. 2, 2019

Average RPI Win:	309	WON-LOST	WINNING	LAST 10	STRENGTH OF	OPP. STRENGTH	TEAM	ADJ.	CONF.	ADJ CONF.
Average RPI Loss:	193	RECORD	PCT. RANK	GAMES	SCHEDULE	OF SCHEDULE	RPI	RPI	RPI	RPI
DIV. I ONLY	5- 15	298	0- 1	288	310	309	309	27	27	
DIV. I NON-CONF.	3- 8	267	0- 0	271	313	300	300	28	28	
TOTALS	RPI 1-25	RPI 26-50	W-L RECORDS	RPI 51-100	RPI 101-150	RPI 150+				
5- 15	0- 0	0- 1	OVERALL	0- 2	0- 2	5- 10				
2- 4	0- 0	0- 0	HOME	0- 1	0- 2	2- 1				
2- 8	0- 0	0- 0	AWAY	0- 1	0- 0	2- 7				
1- 3	0- 0	0- 1	NEUTRAL	0- 0	0- 0	1- 2				
3- 8	0- 0	0- 1	NON-CONFERENCE	0- 1	0- 1	3- 5				
1- 2	0- 0	0- 0	HOME	0- 1	0- 1	1- 0				
1- 3	0- 0	0- 0	AWAY	0- 0	0- 0	1- 3				
1- 3	0- 0	0- 1	NEUTRAL	0- 0	0- 0	1- 2				
2- 7	0- 0	0- 0	CONFERENCE	0- 1	0- 1	2- 5				
1- 2	0- 0	0- 0	HOME	0- 0	0- 1	1- 1				
1- 5	0- 0	0- 0	AWAY	0- 1	0- 0	1- 4				
0- 0	0- 0	0- 0	NEUTRAL	0- 0	0- 0	0- 0				

RPI S	Opponent	Score	RPI S	Opponent	Score	RPI S	Opponent	Score	RPI S	Opponent	Score	Team's RPI: 309
49 N	Bucknell	54 77	66 A	Quinnipiac	36 81	143 H	William & Mary	54 60	149 H	Marist	46 56	
			76 H	Northeastern	50 59	163 A	Xavier	35 48	201 A	Rider	59 62	
						202 N	Massachusetts	49 59	224 A	Dartmouth	46 59	
						234 A	Brown	49 68	237 A	Niagara	68 71	
						243 N	Furman	70 77	265 H	Siena	59 55	
						269 A	Richmond	58 40	270 A	Canisius	50 53	
						315 H	Saint Peter's	65 68	326 A	Manhattan	41 47	
						329 A	Iona	55 42	333 N	UIC	68 60	
						351 H	LIU Brooklyn	71 43				
LAST 12 Division I GAMES:												
265 H	Siena	59 55	326 A	Manhattan	41 47							
329 A	Iona	55 42	201 A	Rider	59 62							
237 A	Niagara	68 71	66 A	Quinnipiac	36 81							
270 A	Canisius	50 53	333 N	UIC	68 60							
315 H	Saint Peter's	65 68	243 N	Furman	70 77							
149 H	Marist	46 56	224 A	Dartmouth	46 59							

Non-Div I Games:

Fairfield

■ Loss,
 ■ Non-Conf,
 S Site,
 ■ Home
 ■ Away
 N Neutral

Ralphie Bickmon				Through Games Of Feb. 17, 1919						
Average RPI Win:	314	WON-LOST	WINNING	LAST 10	STRENGTH OF	OPP. STRENGTH	TEAM	ADJ.	CONF.	ADJ CONF.
Average RPI Loss:	251	RECORD	PCT. RANK	GAMES	SCHEDULE	OF SCHEDULE	RPI	RPI	RPI	RPI
DIV. I ONLY	4- 14	307	0- 1	341	351	343	343	31	31	
DIV. I NON-CONF.	1- 8	322	0- 0	324	345	349	349	31	31	

TOTALS	RPI 1-25	RPI 26-50		W-L RECORDS		RPI 51-100	RPI 101-150	RPI 150+		
4- 14	0- 0	0- 0		OVERALL		0- 0	0- 0	4- 14		
3- 5	0- 0	0- 0		HOME		0- 0	0- 0	3- 5		
1- 9	0- 0	0- 0		AWAY		0- 0	0- 0	1- 9		
0- 0	0- 0	0- 0		NEUTRAL		0- 0	0- 0	0- 0		
1- 8	0- 0	0- 0		NON-CONFERENCE		0- 0	0- 0	1- 8		
1- 2	0- 0	0- 0		HOME		0- 0	0- 0	1- 2		
0- 6	0- 0	0- 0		AWAY		0- 0	0- 0	0- 6		
0- 0	0- 0	0- 0		NEUTRAL		0- 0	0- 0	0- 0		
3- 6	0- 0	0- 0		CONFERENCE		0- 0	0- 0	3- 6		
2- 3	0- 0	0- 0		HOME		0- 0	0- 0	2- 3		
1- 3	0- 0	0- 0		AWAY		0- 0	0- 0	1- 3		
0- 0	0- 0	0- 0		NEUTRAL		0- 0	0- 0	0- 0		

RPI 1-25				RPI 26-50				RPI 51-100				RPI 101+ Team's RPI: 343			
RPI	S	Opponent	Score	RPI	S	Opponent	Score	RPI	S	Opponent	Score	RPI	S	Opponent	Score
												162	A	Stony Brook	49 63
												204	A	Saint Francis (PA)	64 75
												214	A	Robert Morris	49 71
												214	H	Robert Morris	43 63
												226	H	Howard	58 79
												229	A	Colgate	52 71
												244	H	Mt. St. Mary's	47 63
												246	A	Binghamton	54 73
												250	A	Air Force	37 85
												256	H	St. Francis Brooklyn	53 64
												297	H	Central Conn. St.	74 67
												298	H	Bryant	63 53
												300	A	Army West Point	40 62
												308	H	NJIT	64 43
												315	A	Saint Peter's	58 75
												319	H	Lafayette	57 63
												328	A	Wagner	59 71
												351	A	LIU Brooklyn	69 52
LAST 12 Division I GAMES:															
				298	H	Bryant	63 53					214	H	Robert Morris	43 63
				256	H	St. Francis Brooklyn	53 64					214	A	Robert Morris	49 71
				244	H	Mt. St. Mary's	47 63					204	A	Saint Francis (PA)	64 75
				351	A	LIU Brooklyn	69 52					315	A	Saint Peter's	58 75
				328	A	Wagner	59 71					162	A	Stony Brook	49 63
				297	H	Central Conn. St.	74 67					300	A	Army West Point	40 62

Non-Div I Games:	Georgian Court	70	45	Rutgers-Newark	97	51
------------------	----------------	----	----	----------------	----	----

Fairleigh Dickinson

■ Loss, ■ Non-Conf, S Site, H Home A Away N Neutral

Average RPI Win:	292	WON-LOST	WINNING	LAST 10	STRENGTH OF	OPP. STRENGTH	TEAM	ADJ.	CONF.	ADJ CONF.
Average RPI Loss:	157	RECORD	PCT. RANK	GAMES	SCHEDULE	OF SCHEDULE	RPI	RPI	RPI	RPI
DIV. I ONLY	4- 18	319	0- 1	114	270	289	289	14	14	
DIV. I NON-CONF.	3- 10	278	0- 1	163	324	293	293	19	19	
TOTALS	RPI 1-25	RPI 26-50	W-L RECORDS	RPI 51-100	RPI 101-150	RPI 150+				
4- 18	0- 1	0- 0	OVERALL	0- 3	0- 3	4- 11				
3- 10	0- 0	0- 0	HOME	0- 1	0- 2	3- 7				
1- 8	0- 1	0- 0	AWAY	0- 2	0- 1	1- 4				
0- 0	0- 0	0- 0	NEUTRAL	0- 0	0- 0	0- 0				
3- 10	0- 1	0- 0	NON-CONFERENCE	0- 1	0- 1	3- 7				
2- 6	0- 0	0- 0	HOME	0- 0	0- 0	2- 6				
1- 4	0- 1	0- 0	AWAY	0- 1	0- 1	1- 1				
0- 0	0- 0	0- 0	NEUTRAL	0- 0	0- 0	0- 0				
1- 8	0- 0	0- 0	CONFERENCE	0- 2	0- 2	1- 4				
1- 4	0- 0	0- 0	HOME	0- 1	0- 2	1- 1				
0- 4	0- 0	0- 0	AWAY	0- 1	0- 0	0- 3				
0- 0	0- 0	0- 0	NEUTRAL	0- 0	0- 0	0- 0				

RPI	S	Opponent	Score	RPI	S	Opponent	Score	RPI	S	Opponent	Score	RPI	S	Opponent	Score	Team's RPI: 289
25	A	Michigan St.	74 89					59	H	Middle Tenn.	55 74	117	H	Western Ky.	50 81	
								64	A	Old Dominion	53 87	122	A	Tulane	45 88	
								82	A	Little Rock	38 61	141	H	UAB	64 89	
												153	H	Georgia St.	59 75	
												154	A	Louisiana Tech	55 86	
												156	A	Charlotte	47 68	
												170	H	Bradley	59 80	
												186	A	Southern Miss.	45 67	
												188	H	Hampton	68 72	
												199	H	Saint Louis	61 93	
												225	H	Marshall	67 72	
												243	A	Furman	57 73	
												255	H	N.C. A&T	65 67	
												265	A	Siena	70 66	
												269	H	Richmond	69 55	
												282	H	Western Mich.	59 69	
												316	H	FIU	77 55	
												319	H	Lafayette	53 49	
LAST 12 Division I GAMES:																
170	H	Bradley	59 80	199	H	Saint Louis	61 93									
186	A	Southern Miss.	45 67	156	A	Charlotte	47 68									
154	A	Louisiana Tech	55 86	64	A	Old Dominion	53 87									
316	H	FIU	77 55	59	H	Middle Tenn.	55 74									
117	H	Western Ky.	50 81	141	H	UAB	64 89									
225	H	Marshall	67 72	255	H	N.C. A&T	65 67									

Non-Div I Games:

Fla. Atlantic

Average RPI Win:	223	WON-LOST	WINNING	LAST 10	STRENGTH OF	OPP. STRENGTH	TEAM	ADJ.	CONF.	ADJ CONF.
Average RPI Loss:	93	RECORD	PCT. RANK	GAMES	SCHEDULE	OF SCHEDULE	RPI	RPI	RPI	RPI
DIV. I ONLY	5- 16	304	0- 1	41	92	208	208	5	5	
DIV. I NON-CONF.	4- 9	252	0- 1	111	221	249	249	5	5	
TOTALS	RPI 1-25	RPI 26-50	W-L RECORDS	RPI 51-100	RPI 101-150	RPI 150+				
5- 16	0- 3	1- 2	OVERALL	0- 5	1- 2	3- 4				
5- 6	0- 1	1- 0	HOME	0- 4	1- 0	3- 1				
0- 9	0- 2	0- 1	AWAY	0- 1	0- 2	0- 3				
0- 1	0- 0	0- 1	NEUTRAL	0- 0	0- 0	0- 0				
4- 9	0- 1	0- 2	NON-CONFERENCE	0- 2	1- 1	3- 3				
4- 3	0- 0	0- 0	HOME	0- 2	1- 0	3- 1				
0- 5	0- 1	0- 1	AWAY	0- 0	0- 1	0- 2				
0- 1	0- 0	0- 1	NEUTRAL	0- 0	0- 0	0- 0				
1- 7	0- 2	1- 0	CONFERENCE	0- 3	0- 1	0- 1				
1- 3	0- 1	1- 0	HOME	0- 2	0- 0	0- 0				
0- 4	0- 1	0- 0	AWAY	0- 1	0- 1	0- 1				
0- 0	0- 0	0- 0	NEUTRAL	0- 0	0- 0	0- 0				

RPI 1-25				RPI 26-50				RPI 51-100				RPI 101+ Team's RPI: 208			
RPI	S	Opponent	Score	RPI	S	Opponent	Score	RPI	S	Opponent	Score	RPI	S	Opponent	Score
8	H	Mississippi St.	42 90	28	N	Utah	58 74	51	H	Auburn	56 64	101	A	Ohio St.	41 46
17	A	South Carolina	40 71	33	A	Indiana	64 83	56	A	Tennessee	50 67	111	A	Alabama	67 74
22	A	Florida St.	56 63	35	H	Missouri	58 56	61	H	Arkansas	73 83	142	H	Texas Tech	72 67
								76	H	Northeastern	66 79	151	A	Mercer	82 92
								85	H	Northwestern	74 83	205	A	Ole Miss	66 76
												212	A	UNLV	53 56
												259	H	Bethune-Cookman	64 53
												264	H	Gardner-Webb	58 60
												331	H	Charleston So.	70 60
												348	H	Florida A&M	62 38
LAST 12 Division I GAMES:															
56	A	Tennessee	50 67	212	A	UNLV	53 56	51	H	Auburn	56 64	111	A	Alabama	67 74
61	H	Arkansas	73 83	331	H	Charleston So.	70 60	28	N	Utah	58 74	101	A	Ohio St.	41 46
8	H	Mississippi St.	42 90												
205	A	Ole Miss	66 76												
35	H	Missouri	58 56												
17	A	South Carolina	40 71												

Non-Div I Games:

Florida

■ Loss,
 ■ Non-Conf,
 ■ S Site,
 ■ H Home
 ■ A Away
 N Neutral

Average RPI Win:	201	WON-LOST	WINNING	LAST 10	STRENGTH OF	OPP. STRENGTH	TEAM	ADJ.	CONF.	ADJ CONF.
Average RPI Loss:	232	RECORD	PCT. RANK	GAMES	SCHEDULE	OF SCHEDULE	RPI	RPI	RPI	RPI
DIV. I ONLY	2- 17	336	0- 1	333	304	348	348	32	32	
DIV. I NON-CONF.	1- 10	330	0- 1	265	204	337	337	32	32	
TOTALS	RPI 1-25	RPI 26-50	W-L RECORDS	RPI 51-100	RPI 101-150	RPI 150+				
2- 17	0- 1	0- 0	OVERALL	1- 1	0- 1	1- 14				
2- 4	0- 0	0- 0	HOME	1- 0	0- 0	1- 4				
0- 10	0- 1	0- 0	AWAY	0- 1	0- 0	0- 8				
0- 3	0- 0	0- 0	NEUTRAL	0- 0	0- 1	0- 2				
1- 10	0- 1	0- 0	NON-CONFERENCE	1- 1	0- 1	0- 7				
1- 1	0- 0	0- 0	HOME	1- 0	0- 0	0- 1				
0- 6	0- 1	0- 0	AWAY	0- 1	0- 0	0- 4				
0- 3	0- 0	0- 0	NEUTRAL	0- 0	0- 1	0- 2				
1- 7	0- 0	0- 0	CONFERENCE	0- 0	0- 0	1- 7				
1- 3	0- 0	0- 0	HOME	0- 0	0- 0	1- 3				
0- 4	0- 0	0- 0	AWAY	0- 0	0- 0	0- 4				
0- 0	0- 0	0- 0	NEUTRAL	0- 0	0- 0	0- 0				

RPI	S	Opponent	Score	RPI	S	Opponent	Score	RPI	S	Opponent	Score	RPI	S	Opponent	Score	Team's RPI: 348
24	A	Miami (FL)	54 103					54	H	Miami (OH)	57 56	122	N	Tulane	34 78	
								56	A	Tennessee	31 96	176	H	UMES	36 68	
												208	A	Florida	38 62	
												223	H	Jacksonville St.	31 62	
												226	A	Howard	68 74	
												230	A	Stetson	44 69	
												255	H	N.C. A&T	48 56	
												267	A	Norfolk St.	58 60	
												281	A	North Florida	53 64	
												282	N	Western Mich.	50 69	
												303	A	Morgan St.	71 75	
												311	N	Omaha	50 57	
												316	A	FIU	54 77	
												318	A	Coppin St.	53 73	
												347	H	Delaware St.	57 52	
												349	H	Savannah St.	50 54	
LAST 12 Division I GAMES:																
255	H	N.C. A&T	48 56	311	N	Omaha	50 57									
303	A	Morgan St.	71 75	267	A	Norfolk St.	58 60									
318	A	Coppin St.	53 73	226	A	Howard	68 74									
347	H	Delaware St.	57 52	122	N	Tulane	34 78									
176	H	UMES	36 68	24	A	Miami (FL)	54 103									
349	H	Savannah St.	50 54	282	N	Western Mich.	50 69									

Non-Div I Games: Edward Waters 70 64

Florida A&M

■ Loss,
 ■ Non-Conf, S Site,
 ■ Home
 ■ Away
 N Neutral

Average RPI Win:	130	WON-LOST	WINNING	LAST 10	STRENGTH OF	OPP. STRENGTH	TEAM	ADJ.	CONF.	ADJ CONF.
Average RPI Loss:	35	RECORD	PCT. RANK	GAMES	SCHEDULE	OF SCHEDULE	RPI	RPI	RPI	RPI
DIV. I ONLY	18- 3	13	1- 0	69	15	22	22	1	1	
DIV. I NON-CONF.	12- 1	11	1- 0	161	54	33	33	1	1	
TOTALS	RPI 1-25	RPI 26-50	W-L RECORDS	RPI 51-100	RPI 101-150	RPI 150+				
18- 3	2- 1	1- 1	OVERALL	5- 1	3- 0	7- 0				
9- 3	1- 1	0- 1	HOME	3- 1	1- 0	4- 0				
7- 0	0- 0	1- 0	AWAY	2- 0	2- 0	2- 0				
2- 0	1- 0	0- 0	NEUTRAL	0- 0	0- 0	1- 0				
12- 1	1- 0	0- 0	NON-CONFERENCE	2- 1	2- 0	7- 0				
7- 1	0- 0	0- 0	HOME	2- 1	1- 0	4- 0				
3- 0	0- 0	0- 0	AWAY	0- 0	1- 0	2- 0				
2- 0	1- 0	0- 0	NEUTRAL	0- 0	0- 0	1- 0				
6- 2	1- 1	1- 1	CONFERENCE	3- 0	1- 0	0- 0				
2- 2	1- 1	0- 1	HOME	1- 0	0- 0	0- 0				
4- 0	0- 0	1- 0	AWAY	2- 0	1- 0	0- 0				
0- 0	0- 0	0- 0	NEUTRAL	0- 0	0- 0	0- 0				

RPI 1-25				RPI 26-50				RPI 51-100				RPI 101+			
RPI	S	Opponent	Score	RPI	S	Opponent	Score	RPI	S	Opponent	Score	RPI	S	Opponent	Score
2	H	Louisville	49 68	29	A	North Carolina	64 63	58	H	LSU	45 58	105	A	Virginia	63 61
13	N	Iowa	71 67	45	H	Clemson	45 57	67	H	Duke	66 62	106	H	Penn St.	87 58
24	H	Miami (FL)	62 58					69	A	Virginia Tech	56 54	126	A	St. John's (NY)	57 53
								86	A	Boston College	91 71	151	A	Mercer	57 56
								95	H	Troy	103 67	153	H	Georgia St.	79 43
								99	H	Creighton	71 52	193	A	Milwaukee	87 62
												208	H	Florida	63 56
												215	H	Jacksonville	79 46
												281	H	North Florida	74 53
												322	N	Eastern Ky.	62 45
LAST 12 Division I GAMES:															
24	H	Miami (FL)	62 58	13	N	Iowa	71 67								
69	A	Virginia Tech	56 54	29	A	North Carolina	64 63								
2	H	Louisville	49 68	105	A	Virginia	63 61								
67	H	Duke	66 62	153	H	Georgia St.	79 43								
86	A	Boston College	91 71	193	A	Milwaukee	87 62								
45	H	Clemson	45 57	99	H	Creighton	71 52								

Non-Div I Games:

Florida St.

■ Loss,
 ■ Non-Conf, S Site,
 ■ Home
 ■ Away
 N Neutral

Average RPI Win: 213	WON-LOST	WINNING	LAST 10	STRENGTH OF	OPP. STRENGTH	TEAM	ADJ.	CONF.	ADJ CONF.
Average RPI Loss: 99	RECORD	PCT. RANK	GAMES	SCHEDULE	OF SCHEDULE	RPI	RPI	RPI	RPI
DIV. I ONLY	14- 8	97	1- 0	248	82	144	144	17	17
DIV. I NON-CONF.	9- 5	105	1- 0	230	42	133	133	16	16
TOTALS	RPI 1-25	RPI 26-50	W-L RECORDS	RPI 51-100	RPI 101-150	RPI 150+			
14- 8	0- 0	0- 1	OVERALL	2- 1	1- 6	11- 0			
7- 3	0- 0	0- 0	HOME	2- 0	0- 3	5- 0			
5- 4	0- 0	0- 0	AWAY	0- 1	0- 3	5- 0			
2- 1	0- 0	0- 1	NEUTRAL	0- 0	1- 0	1- 0			
9- 5	0- 0	0- 1	NON-CONFERENCE	2- 1	1- 3	6- 0			
6- 1	0- 0	0- 0	HOME	2- 0	0- 1	4- 0			
1- 3	0- 0	0- 0	AWAY	0- 1	0- 2	1- 0			
2- 1	0- 0	0- 1	NEUTRAL	0- 0	1- 0	1- 0			
5- 3	0- 0	0- 0	CONFERENCE	0- 0	0- 3	5- 0			
1- 2	0- 0	0- 0	HOME	0- 0	0- 2	1- 0			
4- 1	0- 0	0- 0	AWAY	0- 0	0- 1	4- 0			
0- 0	0- 0	0- 0	NEUTRAL	0- 0	0- 0	0- 0			

RPI S	Opponent	Score	RPI S	Opponent	Score	RPI S	Opponent	Score	RPI S	Opponent	Score	Team's RPI: 144
			31 N	Texas	54 72	59 H	Middle Tenn.	61 49	102 A	Georgetown	38 58	
						75 H	Maine	72 64	106 H	Penn St.	55 72	
						76 A	Northeastern	54 58	113 A	Pittsburgh	62 65	
									114 A	Dayton	50 72	
									123 H	Davidson	56 60	
									124 H	VCU	44 47	
									129 N	Washington	65 57	
									156 H	Charlotte	71 64	
									178 A	George Washington	50 38	
									182 N	Ball St.	78 70	
									199 A	Saint Louis	56 53	
									200 A	Rhode Island	56 38	
									263 H	Columbia	68 49	
									269 H	Richmond	60 48	
									286 A	La Salle	65 54	
									326 H	Manhattan	65 61	
									328 H	Wagner	80 59	
									329 A	Iona	57 40	
LAST 12 Division I GAMES:												
			31 N	Texas	54 72	59 H	Middle Tenn.	61 49				
			129 N	Washington	65 57	124 H	VCU	44 47				
			286 A	La Salle	65 54	199 A	Saint Louis	56 53				
			123 H	Davidson	56 60	269 H	Richmond	60 48				
			200 A	Rhode Island	56 38	178 A	George Washington	50 38				
			114 A	Dayton	50 72	75 H	Maine	72 64				

Non-Div I Games:

Fordham

Average RPI Win:	223	WON-LOST	WINNING	LAST 10	STRENGTH OF	OPP. STRENGTH	TEAM	ADJ.	CONF.	ADJ CONF.
Average RPI Loss:	74	RECORD	PCT. RANK	GAMES	SCHEDULE	OF SCHEDULE	RPI	RPI	RPI	RPI
DIV. I ONLY	11- 7	114	0- 1	189	99	128	128	15	15	
DIV. I NON-CONF.	5- 4	139	0- 0	215	57	137	137	13	13	
TOTALS	RPI 1-25	RPI 26-50	W-L RECORDS	RPI 51-100	RPI 101-150	RPI 150+				
11- 7	0- 1	0- 4	OVERALL	0- 1	1- 0	10- 1				
7- 2	0- 0	0- 1	HOME	0- 1	1- 0	6- 0				
4- 5	0- 1	0- 3	AWAY	0- 0	0- 0	4- 1				
0- 0	0- 0	0- 0	NEUTRAL	0- 0	0- 0	0- 0				
5- 4	0- 1	0- 2	NON-CONFERENCE	0- 0	1- 0	4- 1				
4- 0	0- 0	0- 0	HOME	0- 0	1- 0	3- 0				
1- 4	0- 1	0- 2	AWAY	0- 0	0- 0	1- 1				
0- 0	0- 0	0- 0	NEUTRAL	0- 0	0- 0	0- 0				
6- 3	0- 0	0- 2	CONFERENCE	0- 1	0- 0	6- 0				
3- 2	0- 0	0- 1	HOME	0- 1	0- 0	3- 0				
3- 1	0- 0	0- 1	AWAY	0- 0	0- 0	3- 0				
0- 0	0- 0	0- 0	NEUTRAL	0- 0	0- 0	0- 0				

RPI 1-25				RPI 26-50				RPI 51-100				RPI 101+				Team's RPI: 128
RPI	S	Opponent	Score	RPI	S	Opponent	Score	RPI	S	Opponent	Score	RPI	S	Opponent	Score	
16	A	Arizona St.	52 68	37	A	New Mexico	73 82	57	H	Boise St.	60 72	112	H	UT Arlington	70 61	
				46	H	Wyoming	56 63					174	H	Santa Clara	80 53	
				48	A	UCLA	80 89					193	H	Milwaukee	65 48	
				50	A	Southern California	61 62					195	H	Utah St.	70 59	
												197	A	Eastern Wash.	68 58	
												222	A	Colorado St.	66 55	
												222	H	Colorado St.	57 54	
												240	A	Nevada	79 63	
												251	A	San Diego St.	87 81	
												266	A	Northern Ariz.	73 86	
												321	H	Cal Poly	76 58	
												326	H	San Jose St.	77 48	
LAST 12 Division I GAMES:																
				46	H	Wyoming	56 63	37	A	New Mexico	73 82					
				222	H	Colorado St.	57 54	222	A	Colorado St.	66 55					
				251	A	San Diego St.	87 81	326	H	San Jose St.	77 48					
				57	H	Boise St.	60 72	16	A	Arizona St.	52 68					
				240	A	Nevada	79 63	174	H	Santa Clara	80 53					
				195	H	Utah St.	70 59	48	A	UCLA	80 89					

Non-Div I Games: Stanislaus St. 86 51 Fresno Pacific 90 51

Fresno St.

Average RPI Win: 291	WON-LOST	WINNING	LAST 10	STRENGTH OF	OPP. STRENGTH	TEAM	ADJ.	CONF.	ADJ CONF.
Average RPI Loss: 139	RECORD	PCT. RANK	GAMES	SCHEDULE	OF SCHEDULE	RPI	RPI	RPI	RPI
DIV. I ONLY	11- 9	143	0- 1	321	212	243	243	25	25
DIV. I NON-CONF.	7- 6	153	0- 0	283	215	211	211	25	25
TOTALS	RPI 1-25	RPI 26-50	W-L RECORDS	RPI 51-100	RPI 101-150	RPI 150+			
11- 9	0- 2	0- 0	OVERALL	0- 1	0- 2	11- 4			
9- 2	0- 0	0- 0	HOME	0- 1	0- 0	9- 1			
1- 6	0- 2	0- 0	AWAY	0- 0	0- 2	1- 2			
1- 1	0- 0	0- 0	NEUTRAL	0- 0	0- 0	1- 1			
7- 6	0- 2	0- 0	NON-CONFERENCE	0- 1	0- 1	7- 2			
5- 1	0- 0	0- 0	HOME	0- 1	0- 0	5- 0			
1- 4	0- 2	0- 0	AWAY	0- 0	0- 1	1- 1			
1- 1	0- 0	0- 0	NEUTRAL	0- 0	0- 0	1- 1			
4- 3	0- 0	0- 0	CONFERENCE	0- 0	0- 1	4- 2			
4- 1	0- 0	0- 0	HOME	0- 0	0- 0	4- 1			
0- 2	0- 0	0- 0	AWAY	0- 0	0- 1	0- 1			
0- 0	0- 0	0- 0	NEUTRAL	0- 0	0- 0	0- 0			

RPI 1-25				RPI 26-50				RPI 51-100				RPI 101+ Team's RPI: 243			
RPI	S	Opponent	Score	RPI	S	Opponent	Score	RPI	S	Opponent	Score	RPI	S	Opponent	Score
8	A	Mississippi St.	41 106					59	H	Middle Tenn.	71 78	109	A	Georgia	38 61
17	A	South Carolina	53 66									130	A	Chattanooga	53 73
												151	H	Mercer	60 75
												180	H	UNC Asheville	58 47
												236	N	Western Ill.	78 85
												245	A	ETSU	70 75
												258	H	Samford	57 36
												264	H	Gardner-Webb	70 57
												284	H	Wofford	63 50
												289	H	Fla. Atlantic	73 57
												293	A	Col. of Charleston	70 67
												294	A	Kennesaw St.	63 74
												309	N	Fairfield	77 70
												317	H	UNC Greensboro	64 61
												334	H	Western Caro.	65 55
												336	H	Presbyterian	76 68
												338	H	USC Upstate	78 67
LAST 12 Division I GAMES:															
258	H	Samford	57 36	151	H	Mercer	60 75								
284	H	Wofford	63 50	336	H	Presbyterian	76 68								
130	A	Chattanooga	53 73	17	A	South Carolina	53 66								
245	A	ETSU	70 75	236	N	Western Ill.	78 85								
334	H	Western Caro.	65 55	309	N	Fairfield	77 70								
317	H	UNC Greensboro	64 61	289	H	Fla. Atlantic	73 57								

Non-Div I Games: Coker 71 42 North Greenville 74 **78**

Furman

Ga. Southern

Through Games Of Feb. 2, 2019

Average RPI Win:	279	WON-LOST	WINNING	LAST 10	STRENGTH OF	OPP. STRENGTH	TEAM	ADJ.	CONF.	ADJ CONF.
Average RPI Loss:	170	RECORD	PCT. RANK	GAMES	SCHEDULE	OF SCHEDULE	RPI	RPI	RPI	RPI
DIV. I ONLY	5- 14	291	0- 1	176	332	273	273	13	13	
DIV. I NON-CONF.	4- 6	212	0- 0	246	350	255	255	15	15	
TOTALS	RPI 1-25	RPI 26-50	W-L RECORDS	RPI 51-100	RPI 101-150	RPI 150+				
5- 14	0- 0	0- 0	OVERALL	0- 2	0- 4	5- 8				
2- 7	0- 0	0- 0	HOME	0- 1	0- 2	2- 4				
3- 7	0- 0	0- 0	AWAY	0- 1	0- 2	3- 4				
0- 0	0- 0	0- 0	NEUTRAL	0- 0	0- 0	0- 0				
4- 6	0- 0	0- 0	NON-CONFERENCE	0- 1	0- 1	4- 4				
2- 2	0- 0	0- 0	HOME	0- 0	0- 0	2- 2				
2- 4	0- 0	0- 0	AWAY	0- 1	0- 1	2- 2				
0- 0	0- 0	0- 0	NEUTRAL	0- 0	0- 0	0- 0				
1- 8	0- 0	0- 0	CONFERENCE	0- 1	0- 3	1- 4				
0- 5	0- 0	0- 0	HOME	0- 1	0- 2	0- 2				
1- 3	0- 0	0- 0	AWAY	0- 0	0- 1	1- 2				
0- 0	0- 0	0- 0	NEUTRAL	0- 0	0- 0	0- 0				

RPI 1-25				RPI 26-50				RPI 51-100				RPI 101+				Team's RPI: 273	
RPI	S	Opponent	Score	RPI	S	Opponent	Score	RPI	S	Opponent	Score	RPI	S	Opponent	Score		
								69	A	Virginia Tech	49	78	108	H	South Alabama	53	69
								95	H	Troy	81	97	109	A	Georgia	38	81
													112	A	UT Arlington	48	81
													112	H	UT Arlington	53	74
													151	H	Mercer	72	79
													153	H	Georgia St.	66	83
													162	A	Stony Brook	43	72
													175	A	Texas St.	65	55
													175	H	Texas St.	52	64
													242	A	Louisiana	48	59
													259	H	Bethune-Cookman	77	76
													275	H	Winthrop	64	55
													284	H	Wofford	65	81
													294	A	Kennesaw St.	59	78
													313	A	La.-Monroe	57	58
													336	A	Presbyterian	69	68
													349	A	Savannah St.	82	71
LAST 12 Division I GAMES:																	
175	A	Texas St.	65	55	153	H	Georgia St.	66	83								
112	A	UT Arlington	48	81	112	H	UT Arlington	53	74								
108	H	South Alabama	53	69	175	H	Texas St.	52	64								
95	H	Troy	81	97	109	A	Georgia	38	81								
242	A	Louisiana	48	59	275	H	Winthrop	64	55								
313	A	La.-Monroe	57	58	336	A	Presbyterian	69	68								

Non-Div I Games: Coastal Ga. 68 46

Ga. Southern

■ Loss,
 ■ Non-Conf, S Site,
 ■ Home
 ■ Away
 N Neutral

Average RPI Win:	262	WON-LOST	WINNING	LAST 10	STRENGTH OF	OPP. STRENGTH	TEAM	ADJ.	CONF.	ADJ CONF.
Average RPI Loss:	209	RECORD	PCT. RANK	GAMES	SCHEDULE	OF SCHEDULE	RPI	RPI	RPI	RPI
DIV. I ONLY	8- 10	207	0- 1	302	328	264	264	28	28	
DIV. I NON-CONF.	3- 6	241	0- 0	240	279	247	247	29	29	
TOTALS	RPI 1-25	RPI 26-50	W-L RECORDS	RPI 51-100	RPI 101-150	RPI 150+				
8- 10	0- 0	0- 0	OVERALL	0- 0	1- 3	7- 7				
4- 4	0- 0	0- 0	HOME	0- 0	1- 2	3- 2				
4- 6	0- 0	0- 0	AWAY	0- 0	0- 1	4- 5				
0- 0	0- 0	0- 0	NEUTRAL	0- 0	0- 0	0- 0				
3- 6	0- 0	0- 0	NON-CONFERENCE	0- 0	1- 2	2- 4				
1- 2	0- 0	0- 0	HOME	0- 0	1- 1	0- 1				
2- 4	0- 0	0- 0	AWAY	0- 0	0- 1	2- 3				
0- 0	0- 0	0- 0	NEUTRAL	0- 0	0- 0	0- 0				
5- 4	0- 0	0- 0	CONFERENCE	0- 0	0- 1	5- 3				
3- 2	0- 0	0- 0	HOME	0- 0	0- 1	3- 1				
2- 2	0- 0	0- 0	AWAY	0- 0	0- 0	2- 2				
0- 0	0- 0	0- 0	NEUTRAL	0- 0	0- 0	0- 0				

RPI 1-25			RPI 26-50			RPI 51-100			RPI 101+ Team's RPI: 264		
RPI	S	Opponent	Score	RPI	S	Opponent	Score	RPI	S	Opponent	Score
								104	A	Drexel	48 65
								118	H	Morehead St.	69 84
								123	H	Davidson	54 49
								127	H	High Point	61 78
								168	A	Delaware	45 69
								180	H	UNC Asheville	69 59
								188	A	Hampton	80 82
								208	A	Florida	60 58
								243	A	Furman	57 70
								244	H	Mt. St. Mary's	62 69
								249	A	Campbell	52 38
								275	H	Winthrop	62 64
								284	A	Wofford	53 59
								331	H	Charleston So.	75 65
								334	A	Western Caro.	62 52
								336	A	Presbyterian	66 58
								338	H	USC Upstate	92 72
								342	A	Longwood	79 85
LAST 12 Division I GAMES:											
331	H	Charleston So.	75 65	342	A	Longwood	79 85				
188	A	Hampton	80 82	180	H	UNC Asheville	69 59				
338	H	USC Upstate	92 72	249	A	Campbell	52 38				
275	H	Winthrop	62 64	334	A	Western Caro.	62 52				
336	A	Presbyterian	66 58	168	A	Delaware	45 69				
127	H	High Point	61 78	104	A	Drexel	48 65				

Non-Div I Games: Converse 79 51 Warren Wilson 100 37 Pfeiffer 82 46

Gardner-Webb

George Mason

Through Games Of Feb. 2, 2019

Average RPI Win:	230	WON-LOST	WINNING	LAST 10	STRENGTH OF	OPP. STRENGTH	TEAM	ADJ.	CONF.	ADJ CONF.
Average RPI Loss:	147	RECORD	PCT. RANK	GAMES	SCHEDULE	OF SCHEDULE	RPI	RPI	RPI	RPI
DIV. I ONLY	11- 9	143	0- 1	299	132	194	194	17	17	
DIV. I NON-CONF.	8- 5	120	0- 0	304	149	187	187	16	16	
TOTALS	RPI 1-25	RPI 26-50	W-L RECORDS	RPI 51-100	RPI 101-150	RPI 150+				
11- 9	0- 0	0- 0	OVERALL	0- 2	0- 4	11- 3				
6- 3	0- 0	0- 0	HOME	0- 1	0- 1	6- 1				
5- 6	0- 0	0- 0	AWAY	0- 1	0- 3	5- 2				
0- 0	0- 0	0- 0	NEUTRAL	0- 0	0- 0	0- 0				
8- 5	0- 0	0- 0	NON-CONFERENCE	0- 2	0- 2	8- 1				
5- 1	0- 0	0- 0	HOME	0- 1	0- 0	5- 0				
3- 4	0- 0	0- 0	AWAY	0- 1	0- 2	3- 1				
0- 0	0- 0	0- 0	NEUTRAL	0- 0	0- 0	0- 0				
3- 4	0- 0	0- 0	CONFERENCE	0- 0	0- 2	3- 2				
1- 2	0- 0	0- 0	HOME	0- 0	0- 1	1- 1				
2- 2	0- 0	0- 0	AWAY	0- 0	0- 1	2- 1				
0- 0	0- 0	0- 0	NEUTRAL	0- 0	0- 0	0- 0				

RPI 1-25			RPI 26-50			RPI 51-100			RPI 101+			Team's RPI: 194
RPI	S	Opponent	Score	RPI	S	Opponent	Score	RPI	S	Opponent	Score	
						93 A Kansas	56 77	103 A American		71 86		
						96 H Houston	56 66	123 A Davidson		59 67		
								129 A Washington		52 81		
								148 H Duquesne		57 60		
								168 H Delaware		72 46		
								176 H UMES		70 49		
								178 A George Washington		64 60		
								199 A Saint Louis		53 60		
								200 H Rhode Island		75 69		
								202 A Massachusetts		70 52		
								206 H St. Bonaventure		57 68		
								216 A UMKC		91 84		
								226 A Howard		59 73		
								229 H Colgate		64 61		
								250 A Air Force		78 71		
								293 H Col. of Charleston		66 52		
								295 H Loyola Maryland		70 38		
								322 A Eastern Ky.		91 75		
LAST 12 Division I GAMES:												
200	H	Rhode Island	75 69	199	A	Saint Louis	53 60					
178	A	George Washington	64 60	293	H	Col. of Charleston	66 52					
202	A	Massachusetts	70 52	176	H	UMES	70 49					
148	H	Duquesne	57 60	96	H	Houston	56 66					
206	H	St. Bonaventure	57 68	322	A	Eastern Ky.	91 75					
123	A	Davidson	59 67	168	H	Delaware	72 46					

Non-Div I Games:

George Mason

■ Loss,
■ Non-Conf,
■ S Site,
■ H Home
■ A Away
N Neutral

Average RPI Win: 160	WON-LOST	WINNING	LAST 10	STRENGTH OF	OPP. STRENGTH	TEAM	ADJ.	CONF.	ADJ CONF.
Average RPI Loss: 126	RECORD	PCT. RANK	GAMES	SCHEDULE	OF SCHEDULE	RPI	RPI	RPI	RPI
DIV. I ONLY	8- 13	239	0- 1	70	122	178	178	17	17
DIV. I NON-CONF.	3- 10	278	0- 0	42	80	222	222	16	16
TOTALS	RPI 1-25	RPI 26-50	W-L RECORDS	RPI 51-100	RPI 101-150	RPI 150+			
8- 13	0- 2	0- 3	OVERALL	1- 0	4- 3	3- 5			
5- 7	0- 1	0- 1	HOME	1- 0	3- 2	1- 3			
3- 4	0- 0	0- 1	AWAY	0- 0	1- 1	2- 2			
0- 2	0- 1	0- 1	NEUTRAL	0- 0	0- 0	0- 0			
3- 10	0- 2	0- 3	NON-CONFERENCE	1- 0	1- 1	1- 4			
3- 4	0- 1	0- 1	HOME	1- 0	1- 0	1- 2			
0- 4	0- 0	0- 1	AWAY	0- 0	0- 1	0- 2			
0- 2	0- 1	0- 1	NEUTRAL	0- 0	0- 0	0- 0			
5- 3	0- 0	0- 0	CONFERENCE	0- 0	3- 2	2- 1			
2- 3	0- 0	0- 0	HOME	0- 0	2- 2	0- 1			
3- 0	0- 0	0- 0	AWAY	0- 0	1- 0	2- 0			
0- 0	0- 0	0- 0	NEUTRAL	0- 0	0- 0	0- 0			

RPI 1-25				RPI 26-50				RPI 51-100				RPI 101+ Team's RPI: 178			
RPI	S	Opponent	Score	RPI	S	Opponent	Score	RPI	S	Opponent	Score	RPI	S	Opponent	Score
6	N	NC State	61 69	40	H	Villanova	45 60	77	H	Princeton	64 49	114	H	Dayton	46 45
18	H	Maryland	30 69	43	N	Georgia Tech	55 70					121	H	Towson	76 63
				47	A	James Madison	37 50					123	H	Davidson	42 62
												124	H	VCU	57 48
												143	A	William & Mary	59 73
												144	H	Fordham	38 50
												148	A	Duquesne	55 54
												151	H	Mercer	53 61
												157	A	South Fla.	30 63
												194	H	George Mason	60 64
												200	A	Rhode Island	64 59
												213	H	Memphis	51 38
												239	H	Monmouth	51 55
												286	A	La Salle	67 59
												329	A	Iona	43 52
LAST 12 Division I GAMES:															
148	A	Duquesne	55 54	123	H	Davidson	42 62								
124	H	VCU	57 48	144	H	Fordham	38 50								
194	H	George Mason	60 64	213	H	Memphis	51 38								
286	A	La Salle	67 59	143	A	William & Mary	59 73								
114	H	Dayton	46 45	151	H	Mercer	53 61								
200	A	Rhode Island	64 59	157	A	South Fla.	30 63								

Non-Div I Games:

George Washington

■ Loss,
 ■ Non-Conf, S Site,
 ■ Home
 ■ Away
 N Neutral

Georgetown

Through Games Of Feb. 2, 2019

Average RPI Win:	159	WON-LOST	WINNING	LAST 10	STRENGTH OF	OPP. STRENGTH	TEAM	ADJ.	CONF.	ADJ CONF.
Average RPI Loss:	58	RECORD	PCT. RANK	GAMES	SCHEDULE	OF SCHEDULE	RPI	RPI	RPI	RPI
DIV. I ONLY	10- 11	178	1- 0	24	53	102	102	6	6	
DIV. I NON-CONF.	6- 5	143	0- 0	26	77	79	79	4	4	
TOTALS	RPI 1-25	RPI 26-50	W-L RECORDS	RPI 51-100	RPI 101-150	RPI 150+				
10- 11	0- 3	1- 4	OVERALL	2- 1	2- 3	5- 0				
7- 5	0- 2	1- 2	HOME	1- 0	2- 1	3- 0				
3- 4	0- 0	0- 1	AWAY	1- 1	0- 2	2- 0				
0- 2	0- 1	0- 1	NEUTRAL	0- 0	0- 0	0- 0				
6- 5	0- 2	0- 2	NON-CONFERENCE	0- 0	2- 1	4- 0				
4- 2	0- 1	0- 0	HOME	0- 0	2- 1	2- 0				
2- 1	0- 0	0- 1	AWAY	0- 0	0- 0	2- 0				
0- 2	0- 1	0- 1	NEUTRAL	0- 0	0- 0	0- 0				
4- 6	0- 1	1- 2	CONFERENCE	2- 1	0- 2	1- 0				
3- 3	0- 1	1- 2	HOME	1- 0	0- 0	1- 0				
1- 3	0- 0	0- 0	AWAY	1- 1	0- 2	0- 0				
0- 0	0- 0	0- 0	NEUTRAL	0- 0	0- 0	0- 0				

RPI 1-25				RPI 26-50				RPI 51-100				RPI 101+ Team's RPI: 102			
RPI	S	Opponent	Score	RPI	S	Opponent	Score	RPI	S	Opponent	Score	RPI	S	Opponent	Score
3	N	Baylor	46 67	26	N	Buffalo	64 73	91	A	Providence	68 52	113	H	Pittsburgh	70 41
6	H	NC State	65 76	34	H	DePaul	64 69	99	A	Creighton	38 65	119	A	Seton Hall	63 76
11	H	Marquette	62 72	40	H	Villanova	68 63	99	H	Creighton	62 53	124	H	VCU	45 47
				41	H	Butler	50 59					126	A	St. John's (NY)	51 59
				47	A	James Madison	57 69					144	H	Fordham	58 38
LAST 12 Division I GAMES:															
				119	A	Seton Hall	63 76	99	H	Creighton	62 53				
				126	A	St. John's (NY)	51 59	91	A	Providence	68 52				
				40	H	Villanova	68 63	41	H	Butler	50 59				
				11	H	Marquette	62 72	163	H	Xavier	68 61				
				34	H	DePaul	64 69	201	A	Rider	79 49				
				99	A	Creighton	38 65	6	H	NC State	65 76				

Non-Div I Games:

Georgetown

■ Loss,
 ■ Non-Conf,
 ■ S Site,
 ■ H Home
 ■ A Away
 N Neutral

Average RPI Win: 214	WON-LOST	WINNING	LAST 10	STRENGTH OF	OPP. STRENGTH	TEAM	ADJ.	CONF.	ADJ CONF.
Average RPI Loss: 40	RECORD	PCT. RANK	GAMES	SCHEDULE	OF SCHEDULE	RPI	RPI	RPI	RPI
DIV. I ONLY	13- 8	108	1- 0	98	87	109	109	5	5
DIV. I NON-CONF.	9- 4	85	0- 0	261	228	151	151	5	5
TOTALS	RPI 1-25	RPI 26-50	W-L RECORDS	RPI 51-100	RPI 101-150	RPI 150+			
13- 8	0- 3	0- 4	OVERALL	3- 0	0- 1	10- 0			
10- 2	0- 1	0- 0	HOME	2- 0	0- 1	8- 0			
2- 5	0- 1	0- 4	AWAY	1- 0	0- 0	1- 0			
1- 1	0- 1	0- 0	NEUTRAL	0- 0	0- 0	1- 0			
9- 4	0- 1	0- 3	NON-CONFERENCE	0- 0	0- 0	9- 0			
8- 0	0- 0	0- 0	HOME	0- 0	0- 0	8- 0			
0- 3	0- 0	0- 3	AWAY	0- 0	0- 0	0- 0			
1- 1	0- 1	0- 0	NEUTRAL	0- 0	0- 0	1- 0			
4- 4	0- 2	0- 1	CONFERENCE	3- 0	0- 1	1- 0			
2- 2	0- 1	0- 0	HOME	2- 0	0- 1	0- 0			
2- 2	0- 1	0- 1	AWAY	1- 0	0- 0	1- 0			
0- 0	0- 0	0- 0	NEUTRAL	0- 0	0- 0	0- 0			

RPI 1-25				RPI 26-50				RPI 51-100				RPI 101+ Team's RPI: 109			
RPI	S	Opponent	Score	RPI	S	Opponent	Score	RPI	S	Opponent	Score	RPI	S	Opponent	Score
8	A	Mississippi St.	71 80	35	A	Missouri	35 61	56	H	Tennessee	66 62	111	H	Alabama	53 58
18	N	Maryland	51 58	40	A	Villanova	56 62	58	H	LSU	63 50	151	H	Mercer	67 60
20	H	Texas A&M	66 76	43	A	Georgia Tech	53 63	61	A	Arkansas	80 72	167	A	Vanderbilt	71 64
				48	A	UCLA	69 80					206	H	St. Bonaventure	67 40
												243	H	Furman	61 38
												273	H	Ga. Southern	81 38
												275	H	Winthrop	85 39
												303	N	Morgan St.	60 33
												324	H	Lipscomb	77 45
												331	H	Charleston So.	83 75
												336	H	Presbyterian	83 59
LAST 12 Division I GAMES:															
111	H	Alabama	53 58	61	A	Arkansas	80 72								
20	H	Texas A&M	66 76	58	H	LSU	63 50								
35	A	Missouri	35 61	336	H	Presbyterian	83 59								
56	H	Tennessee	66 62	273	H	Ga. Southern	81 38								
8	A	Mississippi St.	71 80	324	H	Lipscomb	77 45								
167	A	Vanderbilt	71 64	40	A	Villanova	56 62								

Non-Div I Games:

Georgia

■ Loss,
 ■ Non-Conf, S Site,
 ■ Home
 ■ Away
 N Neutral

Average RPI Win:	254	WON-LOST	WINNING	LAST 10	STRENGTH OF	OPP. STRENGTH	TEAM	ADJ.	CONF.	ADJ CONF.
Average RPI Loss:	114	RECORD	PCT. RANK	GAMES	SCHEDULE	OF SCHEDULE	RPI	RPI	RPI	RPI
DIV. I ONLY	11- 9	143	1- 0	181	236	153	153	13	13	
DIV. I NON-CONF.	6- 5	143	0- 0	244	247	182	182	15	15	
TOTALS	RPI 1-25	RPI 26-50	W-L RECORDS	RPI 51-100	RPI 101-150	RPI 150+				
11- 9	0- 1	0- 2	OVERALL	1- 1	1- 2	9- 3				
6- 3	0- 0	0- 1	HOME	1- 0	1- 1	4- 1				
5- 6	0- 1	0- 1	AWAY	0- 1	0- 1	5- 2				
0- 0	0- 0	0- 0	NEUTRAL	0- 0	0- 0	0- 0				
6- 5	0- 1	0- 2	NON-CONFERENCE	0- 1	0- 0	6- 1				
4- 1	0- 0	0- 1	HOME	0- 0	0- 0	4- 0				
2- 4	0- 1	0- 1	AWAY	0- 1	0- 0	2- 1				
0- 0	0- 0	0- 0	NEUTRAL	0- 0	0- 0	0- 0				
5- 4	0- 0	0- 0	CONFERENCE	1- 0	1- 2	3- 2				
2- 2	0- 0	0- 0	HOME	1- 0	1- 1	0- 1				
3- 2	0- 0	0- 0	AWAY	0- 0	0- 1	3- 1				
0- 0	0- 0	0- 0	NEUTRAL	0- 0	0- 0	0- 0				

RPI 1-25				RPI 26-50				RPI 51-100				RPI 101+ Team's RPI: 153			
RPI	S	Opponent	Score	RPI	S	Opponent	Score	RPI	S	Opponent	Score	RPI	S	Opponent	Score
22	A	Florida St.	43 79	39	A	Rice	49 66	59	A	Middle Tenn.	54 69	108	H	South Alabama	59 68
				43	H	Georgia Tech	71 78	95	H	Troy	84 80	112	A	UT Arlington	45 69
												112	H	UT Arlington	50 48
												175	A	Texas St.	57 34
												175	H	Texas St.	60 69
												223	A	Jacksonville St.	56 61
												242	A	Louisiana	54 57
												259	H	Bethune-Cookman	62 57
												273	A	Ga. Southern	83 66
												289	A	Fla. Atlantic	75 59
												294	H	Kennesaw St.	79 73
												313	A	La.-Monroe	56 41
												316	A	FIU	67 61
												317	H	UNC Greensboro	70 63
												346	H	N.C. Central	65 54
LAST 12 Division I GAMES:															
112	A	UT Arlington	45 69	273	A	Ga. Southern	83 66								
175	A	Texas St.	57 34	175	H	Texas St.	60 69								
95	H	Troy	84 80	112	H	UT Arlington	50 48								
108	H	South Alabama	59 68	22	A	Florida St.	43 79								
313	A	La.-Monroe	56 41	259	H	Bethune-Cookman	62 57								
242	A	Louisiana	54 57	346	H	N.C. Central	65 54								

Non-Div I Games:

Georgia St.

■ Loss,
 ■ Non-Conf,
 ■ S Site,
 ■ H Home
 ■ A Away
 N Neutral

Average RPI Win:	159	WON-LOST	WINNING	LAST 10	STRENGTH OF	OPP. STRENGTH	TEAM	ADJ.	CONF.	ADJ CONF.
Average RPI Loss:	39	RECORD	PCT. RANK	GAMES	SCHEDULE	OF SCHEDULE	RPI	RPI	RPI	RPI
DIV. I ONLY	13- 8	108	0- 1	32	20	43	43	1	1	
DIV. I NON-CONF.	10- 3	59	0- 0	151	125	58	58	1	1	
TOTALS	RPI 1-25	RPI 26-50	W-L RECORDS	RPI 51-100	RPI 101-150	RPI 150+				
13- 8	1- 4	0- 2	OVERALL	3- 1	3- 1	6- 0				
8- 2	1- 2	0- 0	HOME	1- 0	2- 0	4- 0				
2- 5	0- 2	0- 2	AWAY	1- 1	0- 0	1- 0				
3- 1	0- 0	0- 0	NEUTRAL	1- 0	1- 1	1- 0				
10- 3	0- 1	0- 0	NON-CONFERENCE	1- 1	3- 1	6- 0				
6- 0	0- 0	0- 0	HOME	0- 0	2- 0	4- 0				
1- 2	0- 1	0- 0	AWAY	0- 1	0- 0	1- 0				
3- 1	0- 0	0- 0	NEUTRAL	1- 0	1- 1	1- 0				
3- 5	1- 3	0- 2	CONFERENCE	2- 0	0- 0	0- 0				
2- 2	1- 2	0- 0	HOME	1- 0	0- 0	0- 0				
1- 3	0- 1	0- 2	AWAY	1- 0	0- 0	0- 0				
0- 0	0- 0	0- 0	NEUTRAL	0- 0	0- 0	0- 0				

RPI 1-25				RPI 26-50				Team's RPI: 43	RPI 51-100				RPI 101+			
RPI	S	Opponent	Score	RPI	S	Opponent	Score		RPI	S	Opponent	Score	RPI	S	Opponent	Score
1	H	Notre Dame	55 76	29	A	North Carolina	90 91		67	H	Duke	70 64	109	H	Georgia	63 53
2	A	Louisville	44 61	45	A	Clemson	61 71		73	N	Idaho St.	74 51	114	N	Dayton	66 85
6	H	NC State	60 68						86	A	Boston College	81 76	119	N	Seton Hall	84 73
9	H	Syracuse	65 55						96	A	Houston	89 95	137	H	Appalachian St.	71 53
18	A	Maryland	54 67										153	A	Georgia St.	78 71
LAST 12 Division I GAMES:																
6	H	NC State	60 68	29	A	North Carolina	90 91		284	H	Wofford	81 40	178	N	George Washington	70 55
9	H	Syracuse	65 55	86	A	Boston College	81 76		119	N	Seton Hall	84 73	219	H	Alabama St.	69 42
45	A	Clemson	61 71	114	N	Dayton	66 85		294	H	Kennesaw St.	60 35	284	H	Wofford	81 40
2	A	Louisville	44 61	294	H	Kennesaw St.	60 35									
67	H	Duke	70 64													
1	H	Notre Dame	55 76													

Non-Div I Games:

Georgia Tech

■ Loss,
 ■ Non-Conf, S Site,
 ■ Home
 ■ Away
 N Neutral

Average RPI Win: 124	WON-LOST	WINNING	LAST 10	STRENGTH OF	OPP. STRENGTH	TEAM	ADJ.	CONF.	ADJ CONF.
Average RPI Loss: 17	RECORD	PCT. RANK	GAMES	SCHEDULE	OF SCHEDULE	RPI	RPI	RPI	RPI
DIV. I ONLY	21- 2	6	1- 0	44	24	12	12	7	7
DIV. I NON-CONF.	11- 1	13	1- 0	43	4	11	11	7	7
TOTALS	RPI 1-25	RPI 26-50	W-L RECORDS	RPI 51-100	RPI 101-150	RPI 150+			
21- 2	2- 1	0- 1	OVERALL	7- 0	5- 0	7- 0			
11- 0	1- 0	0- 0	HOME	4- 0	2- 0	4- 0			
8- 1	0- 0	0- 1	AWAY	3- 0	2- 0	3- 0			
2- 1	1- 1	0- 0	NEUTRAL	0- 0	1- 0	0- 0			
11- 1	2- 1	0- 0	NON-CONFERENCE	3- 0	3- 0	3- 0			
6- 0	1- 0	0- 0	HOME	2- 0	2- 0	1- 0			
3- 0	0- 0	0- 0	AWAY	1- 0	0- 0	2- 0			
2- 1	1- 1	0- 0	NEUTRAL	0- 0	1- 0	0- 0			
10- 1	0- 0	0- 1	CONFERENCE	4- 0	2- 0	4- 0			
5- 0	0- 0	0- 0	HOME	2- 0	0- 0	3- 0			
5- 1	0- 0	0- 1	AWAY	2- 0	2- 0	1- 0			
0- 0	0- 0	0- 0	NEUTRAL	0- 0	0- 0	0- 0			

RPI	S	Opponent	Score	RPI	S	Opponent	Score	RPI	S	Opponent	Score	RPI	S	Opponent	Score
1	N	Notre Dame	65 81	32	A	BYU	68 70	52	A	Saint Mary's (CA)	66 52	110	A	Loyola Marymount	78 53
5	H	Stanford	79 73					52	H	Saint Mary's (CA)	74 62	115	H	Washington St.	76 53
14	N	Rutgers	57 40					73	H	Idaho St.	70 51	117	N	Western Ky.	76 55
								79	A	Pacific	63 51	135	A	Pepperdine	79 54
								79	H	Pacific	88 65	147	H	Montana	76 52
								80	A	Missouri St.	70 67	166	H	Portland	97 71
								98	H	Idaho	88 51	174	H	Santa Clara	78 61
												197	A	Eastern Wash.	63 51
												212	A	UNLV	70 59
												222	H	Colorado St.	50 39
												227	H	San Francisco	78 51
												254	A	San Diego	86 61
LAST 12 Division I GAMES:															
14	N	Rutgers	57 40	117	N	Western Ky.	76 55								
52	A	Saint Mary's (CA)	66 52	32	A	BYU	68 70								
79	A	Pacific	63 51	166	H	Portland	97 71								
174	H	Santa Clara	78 61	79	H	Pacific	88 65								
227	H	San Francisco	78 51	52	H	Saint Mary's (CA)	74 62								
254	A	San Diego	86 61	135	A	Pepperdine	79 54								

Non-Div I Games:

Gonzaga

CUMULATIVE				THROUGH GAMES OF FEB. 17, 1919						
Average RPI Win:	235	WON-LOST	WINNING	LAST 10	STRENGTH OF	OPP. STRENGTH	TEAM	ADJ.	CONF.	ADJ CONF.
Average RPI Loss:	143	RECORD	PCT. RANK	GAMES	SCHEDULE	OF SCHEDULE	RPI	RPI	RPI	RPI
DIV. I ONLY	9- 11	198	1- 0	197	225	181	181	29	29	
DIV. I NON-CONF.	3- 9	271	0- 0	47	98	177	177	27	27	

TOTALS	RPI 1-25	RPI 26-50		W-L RECORDS		RPI 51-100	RPI 101-150	RPI 150+		
9- 11	0- 0	1- 1		OVERALL		0- 3	1- 2	7- 5		
3- 2	0- 0	0- 0		HOME		0- 0	0- 0	3- 2		
4- 8	0- 0	0- 0		AWAY		0- 3	0- 2	4- 3		
2- 1	0- 0	1- 1		NEUTRAL		0- 0	1- 0	0- 0		
3- 9	0- 0	1- 1		NON-CONFERENCE		0- 3	1- 2	1- 3		
1- 0	0- 0	0- 0		HOME		0- 0	0- 0	1- 0		
0- 8	0- 0	0- 0		AWAY		0- 3	0- 2	0- 3		
2- 1	0- 0	1- 1		NEUTRAL		0- 0	1- 0	0- 0		
6- 2	0- 0	0- 0		CONFERENCE		0- 0	0- 0	6- 2		
2- 2	0- 0	0- 0		HOME		0- 0	0- 0	2- 2		
4- 0	0- 0	0- 0		AWAY		0- 0	0- 0	4- 0		
0- 0	0- 0	0- 0		NEUTRAL		0- 0	0- 0	0- 0		

RPI 1-25				RPI 26-50				RPI 51-100				RPI 101+				Team's RPI: 181	
RPI	S	Opponent	Score	RPI	S	Opponent	Score	RPI	S	Opponent	Score	RPI	S	Opponent	Score		
				33	N	Indiana	65 62	51	A	Auburn	48 97	110	N	Loyola Marymount	62 61		
				36	N	South Dakota	53 67	89	A	Oklahoma St.	40 86	111	A	Alabama	55 73		
								93	A	Kansas	45 76	112	A	UT Arlington	54 78		
												157	A	South Fla.	50 67		
												179	H	Southern U.	81 86		
												186	A	Southern Miss.	47 68		
												198	A	Prairie View	64 63		
												219	A	Alabama St.	80 72		
												247	A	Texas Southern	75 67		
												261	A	Wichita St.	61 70		
												299	A	Alabama A&M	63 51		
												302	H	Jackson St.	74 77		
												314	H	McNeese	75 51		
												345	H	Ark.-Pine Bluff	77 57		
												350	H	Alcorn	61 56		
LAST 12 Division I GAMES:																	
				302	H	Jackson St.	74 77	345	H	Ark.-Pine Bluff	77 57						
				198	A	Prairie View	64 63	219	A	Alabama St.	80 72						
				247	A	Texas Southern	75 67	89	A	Oklahoma St.	40 86						
				350	H	Alcorn	61 56	110	N	Loyola Marymount	62 61						
				179	H	Southern U.	81 86	33	N	Indiana	65 62						
				299	A	Alabama A&M	63 51	36	N	South Dakota	53 67						

Non-Div I Games:

Grambling

Loss, Non-Conf, S Site, H Home A Away N Neutral

Grand Canyon

Through Games Of Feb. 2, 2019

Average RPI Win:	293	WON-LOST	WINNING	LAST 10	STRENGTH OF	OPP. STRENGTH	TEAM	ADJ.	CONF.	ADJ CONF.
Average RPI Loss:	222	RECORD	PCT. RANK	GAMES	SCHEDULE	OF SCHEDULE	RPI	RPI	RPI	RPI
DIV. I ONLY	5- 13	288	0- 1	345	327	340	340	30	30	
DIV. I NON-CONF.	2- 8	293	0- 0	332	311	347	347	30	30	
TOTALS	RPI 1-25	RPI 26-50	W-L RECORDS	RPI 51-100	RPI 101-150	RPI 150+				
5- 13	0- 0	0- 0	OVERALL	0- 0	0- 2	5- 11				
4- 5	0- 0	0- 0	HOME	0- 0	0- 1	4- 4				
1- 8	0- 0	0- 0	AWAY	0- 0	0- 1	1- 7				
0- 0	0- 0	0- 0	NEUTRAL	0- 0	0- 0	0- 0				
2- 8	0- 0	0- 0	NON-CONFERENCE	0- 0	0- 2	2- 6				
2- 3	0- 0	0- 0	HOME	0- 0	0- 1	2- 2				
0- 5	0- 0	0- 0	AWAY	0- 0	0- 1	0- 4				
0- 0	0- 0	0- 0	NEUTRAL	0- 0	0- 0	0- 0				
3- 5	0- 0	0- 0	CONFERENCE	0- 0	0- 0	3- 5				
2- 2	0- 0	0- 0	HOME	0- 0	0- 0	2- 2				
1- 3	0- 0	0- 0	AWAY	0- 0	0- 0	1- 3				
0- 0	0- 0	0- 0	NEUTRAL	0- 0	0- 0	0- 0				

RPI 1-25			RPI 26-50			RPI 51-100			RPI 101+ Team's RPI: 340		
RPI	S	Opponent	Score	RPI	S	Opponent	Score	RPI	S	Opponent	Score
								133	A	UNCW	55 77
								147	H	Montana	47 69
								161	H	New Mexico St.	54 51
								164	H	Portland St.	55 60
								173	H	Indiana St.	81 88
								174	A	Santa Clara	55 75
								210	H	UTRGV	50 66
								216	A	UMKC	45 73
								221	A	East Carolina	47 59
								248	A	Long Beach St.	50 57
								268	A	Utah Valley	46 57
								276	H	CSU Bakersfield	46 59
								287	H	California Baptist	75 71
								306	A	UC Santa Barbara	55 66
								323	H	Incarinate Word	74 63
								341	A	Seattle U	74 73
								344	A	Chicago St.	48 50
								351	H	LIU Brooklyn	65 62
LAST 12 Division I GAMES:											
287	H	California Baptist	75 71	276	H	CSU Bakersfield	46 59				
216	A	UMKC	45 73	268	A	Utah Valley	46 57				
344	A	Chicago St.	48 50	174	A	Santa Clara	55 75				
210	H	UTRGV	50 66	248	A	Long Beach St.	50 57				
161	H	New Mexico St.	54 51	164	H	Portland St.	55 60				
341	A	Seattle U	74 73	147	H	Montana	47 69				

Non-Div I Games:

Grand Canyon

■ Loss,
 ■ Non-Conf,
 ■ S Site,
 ■ H Home
 ■ A Away
 N Neutral

Average RPI Win:	203	WON-LOST	WINNING	LAST 10	STRENGTH OF	OPP. STRENGTH	TEAM	ADJ.	CONF.	ADJ CONF.
Average RPI Loss:	59	RECORD	PCT. RANK	GAMES	SCHEDULE	OF SCHEDULE	RPI	RPI	RPI	RPI
DIV. I ONLY	12- 7	101	1- 0	75	124	70	70	20	20	
DIV. I NON-CONF.	4- 5	190	0- 0	4	13	35	35	18	18	
TOTALS	RPI 1-25	RPI 26-50	W-L RECORDS	RPI 51-100	RPI 101-150	RPI 150+				
12- 7	0- 1	1- 3	OVERALL	1- 2	2- 1	8- 0				
7- 2	0- 0	0- 0	HOME	1- 1	2- 1	4- 0				
5- 5	0- 1	1- 3	AWAY	0- 1	0- 0	4- 0				
0- 0	0- 0	0- 0	NEUTRAL	0- 0	0- 0	0- 0				
4- 5	0- 1	1- 3	NON-CONFERENCE	1- 1	1- 0	1- 0				
3- 1	0- 0	0- 0	HOME	1- 1	1- 0	1- 0				
1- 4	0- 1	1- 3	AWAY	0- 0	0- 0	0- 0				
0- 0	0- 0	0- 0	NEUTRAL	0- 0	0- 0	0- 0				
8- 2	0- 0	0- 0	CONFERENCE	0- 1	1- 1	7- 0				
4- 1	0- 0	0- 0	HOME	0- 0	1- 1	3- 0				
4- 1	0- 0	0- 0	AWAY	0- 1	0- 0	4- 0				
0- 0	0- 0	0- 0	NEUTRAL	0- 0	0- 0	0- 0				

RPI 1-25				RPI 26-50				RPI 51-100				Team's RPI: 70	RPI 101+			
RPI	S	Opponent	Score	RPI	S	Opponent	Score	RPI	S	Opponent	Score		RPI	S	Opponent	Score
11	A	Marquette	54 80	27	A	South Dakota St.	47 77	75	H	Maine	70 39		114	H	Dayton	51 35
				34	A	DePaul	64 73	85	H	Northwestern	55 57		125	H	Youngstown St.	60 42
				35	A	Missouri	56 49	88	A	Wright St.	67 85		131	H	IUPUI	63 67
				36	A	South Dakota	49 55						171	H	Wisconsin	55 46
													193	A	Milwaukee	76 62
													193	H	Milwaukee	59 45
													272	H	Cleveland St.	62 53
													280	A	Northern Ky.	81 61
													310	A	Oakland	77 53
													330	A	Detroit Mercy	65 40
													333	H	UIC	62 32
LAST 12 Division I GAMES:																
				131	H	IUPUI	63 67						193	H	Milwaukee	59 45
				333	H	UIC	62 32						280	A	Northern Ky.	81 61
				310	A	Oakland	77 53						88	A	Wright St.	67 85
				330	A	Detroit Mercy	65 40						193	A	Milwaukee	76 62
				125	H	Youngstown St.	60 42						11	A	Marquette	54 80
				272	H	Cleveland St.	62 53						171	H	Wisconsin	55 46

Non-Div I Games: Wis.-Parkside 81 32

Green Bay

Average RPI Win: 244	WON-LOST	WINNING	LAST 10	STRENGTH OF	OPP. STRENGTH	TEAM	ADJ.	CONF.	ADJ CONF.
Average RPI Loss: 168	RECORD	PCT. RANK	GAMES	SCHEDULE	OF SCHEDULE	RPI	RPI	RPI	RPI
DIV. I ONLY	10- 9	151	0- 1	233	263	188	188	28	28
DIV. I NON-CONF.	3- 7	256	0- 1	187	134	259	259	29	29
TOTALS	RPI 1-25	RPI 26-50	W-L RECORDS	RPI 51-100	RPI 101-150	RPI 150+			
10- 9	0- 1	1- 0	OVERALL	0- 1	1- 2	8- 5			
6- 2	0- 0	1- 0	HOME	0- 0	1- 1	4- 1			
4- 5	0- 1	0- 0	AWAY	0- 0	0- 1	4- 3			
0- 2	0- 0	0- 0	NEUTRAL	0- 1	0- 0	0- 1			
3- 7	0- 1	1- 0	NON-CONFERENCE	0- 1	0- 1	2- 4			
2- 2	0- 0	1- 0	HOME	0- 0	0- 1	1- 1			
1- 3	0- 1	0- 0	AWAY	0- 0	0- 0	1- 2			
0- 2	0- 0	0- 0	NEUTRAL	0- 1	0- 0	0- 1			
7- 2	0- 0	0- 0	CONFERENCE	0- 0	1- 1	6- 1			
4- 0	0- 0	0- 0	HOME	0- 0	1- 0	3- 0			
3- 2	0- 0	0- 0	AWAY	0- 0	0- 1	3- 1			
0- 0	0- 0	0- 0	NEUTRAL	0- 0	0- 0	0- 0			

RPI 1-25				RPI 26-50				RPI 51-100				RPI 101+ Team's RPI: 188			
RPI	S	Opponent	Score	RPI	S	Opponent	Score	RPI	S	Opponent	Score	RPI	S	Opponent	Score
6	A	NC State	51 83	47	H	James Madison	72 65	63	N	SFA	68 70	120	H	Radford	68 54
												127	A	High Point	73 82
												130	H	Chattanooga	50 58
												180	A	UNC Asheville	61 58
												192	H	Elon	62 77
												235	N	Sacramento St.	61 65
												249	A	Campbell	46 52
												251	A	Cornell	53 79
												258	H	Samford	64 57
												263	A	Columbia	63 88
												264	H	Gardner-Webb	82 80
												275	A	Winthrop	84 63
												289	A	Fla. Atlantic	72 68
												331	A	Charleston So.	74 66
												338	H	USC Upstate	67 43
												342	H	Longwood	66 40
LAST 12 Division I GAMES:															
127	A	High Point	73 82	235	N	Sacramento St.	61 65	120	H	Radford	68 54				
338	H	USC Upstate	67 43	180	A	UNC Asheville	61 58	331	A	Charleston So.	74 66				
264	H	Gardner-Webb	82 80	263	A	Columbia	63 88	251	A	Cornell	53 79				
275	A	Winthrop	84 63												
249	A	Campbell	46 52												
342	H	Longwood	66 40												

Non-Div I Games: Mid-Atlantic Christl15 48

Hampton

■ Loss,
 ■ Non-Conf, S Site,
 ■ Home
 ■ Away
 N Neutral

Average RPI Win:	230	WON-LOST	WINNING	LAST 10	STRENGTH OF	OPP. STRENGTH	TEAM	ADJ.	CONF.	ADJ CONF.
Average RPI Loss:	76	RECORD	PCT. RANK	GAMES	SCHEDULE	OF SCHEDULE	RPI	RPI	RPI	RPI
DIV. I ONLY	15- 8	95	0- 1	122	175	97	97	23	23	
DIV. I NON-CONF.	7- 7	162	0- 1	87	83	114	114	24	24	
TOTALS	RPI 1-25	RPI 26-50	W-L RECORDS	RPI 51-100	RPI 101-150	RPI 150+				
15- 8	0- 3	0- 2	OVERALL	2- 1	1- 0	12- 2				
8- 2	0- 1	0- 0	HOME	2- 1	1- 0	5- 0				
7- 4	0- 1	0- 2	AWAY	0- 0	0- 0	7- 1				
0- 2	0- 1	0- 0	NEUTRAL	0- 0	0- 0	0- 1				
7- 7	0- 3	0- 2	NON-CONFERENCE	1- 1	1- 0	5- 1				
4- 2	0- 1	0- 0	HOME	1- 1	1- 0	2- 0				
3- 3	0- 1	0- 2	AWAY	0- 0	0- 0	3- 0				
0- 2	0- 1	0- 0	NEUTRAL	0- 0	0- 0	0- 1				
8- 1	0- 0	0- 0	CONFERENCE	1- 0	0- 0	7- 1				
4- 0	0- 0	0- 0	HOME	1- 0	0- 0	3- 0				
4- 1	0- 0	0- 0	AWAY	0- 0	0- 0	4- 1				
0- 0	0- 0	0- 0	NEUTRAL	0- 0	0- 0	0- 0				

RPI 1-25				RPI 26-50				RPI 51-100 Team's RPI: 97				RPI 101+			
RPI	S	Opponent	Score	RPI	S	Opponent	Score	RPI	S	Opponent	Score	RPI	S	Opponent	Score
2	N	Louisville	69 86	37	A	New Mexico	65 72	65	H	Harvard	73 60	143	H	William & Mary	50 45
24	A	Miami (FL)	62 75	40	A	Villanova	41 59	75	H	Maine	49 46	158	N	Southern Ill.	50 72
25	H	Michigan St.	66 74					77	H	Princeton	38 75	162	A	Stony Brook	64 36
												162	H	Stony Brook	73 62
												200	A	Rhode Island	65 51
												238	H	Albany (NY)	82 35
												246	A	Binghamton	62 73
												271	H	Vermont	61 32
												297	A	Central Conn. St.	54 52
												298	H	Bryant	67 57
												301	A	UMBC	66 52
												303	H	Morgan St.	80 59
												304	A	UMass Lowell	66 44
												308	A	NJIT	84 53
												325	A	New Hampshire	66 48
LAST 12 Division I GAMES:															
24	A	Miami (FL)	62 75	37	A	New Mexico	65 72	75	H	Maine	49 46				
162	H	Stony Brook	73 62	271	H	Vermont	61 32	301	A	UMBC	66 52				
246	A	Binghamton	62 73	162	A	Stony Brook	64 36	308	A	NJIT	84 53				
238	H	Albany (NY)	82 35												
325	A	New Hampshire	66 48												
304	A	UMass Lowell	66 44												

Non-Div I Games:

Hartford

■ Loss,
■ Non-Conf,
■ S Site,
■ H Home
■ A Away
N Neutral

Average RPI Win:	199	WON-LOST	WINNING	LAST 10	STRENGTH OF	OPP. STRENGTH	TEAM	ADJ.	CONF.	ADJ CONF.
Average RPI Loss:	55	RECORD	PCT. RANK	GAMES	SCHEDULE	OF SCHEDULE	RPI	RPI	RPI	RPI
DIV. I ONLY	10- 7	124	1- 0	65	89	65	65	11	11	
DIV. I NON-CONF.	7- 6	153	1- 0	57	25	71	71	10	10	
TOTALS	RPI 1-25	RPI 26-50	W-L RECORDS	RPI 51-100	RPI 101-150	RPI 150+				
10- 7	1- 2	0- 1	OVERALL	0- 4	1- 0	8- 0				
3- 3	0- 1	0- 0	HOME	0- 2	0- 0	3- 0				
6- 4	1- 1	0- 1	AWAY	0- 2	1- 0	4- 0				
1- 0	0- 0	0- 0	NEUTRAL	0- 0	0- 0	1- 0				
7- 6	1- 2	0- 1	NON-CONFERENCE	0- 3	1- 0	5- 0				
2- 3	0- 1	0- 0	HOME	0- 2	0- 0	2- 0				
4- 3	1- 1	0- 1	AWAY	0- 1	1- 0	2- 0				
1- 0	0- 0	0- 0	NEUTRAL	0- 0	0- 0	1- 0				
3- 1	0- 0	0- 0	CONFERENCE	0- 1	0- 0	3- 0				
1- 0	0- 0	0- 0	HOME	0- 0	0- 0	1- 0				
2- 1	0- 0	0- 0	AWAY	0- 1	0- 0	2- 0				
0- 0	0- 0	0- 0	NEUTRAL	0- 0	0- 0	0- 0				

RPI 1-25				RPI 26-50				RPI 51-100 Team's RPI: 65				RPI 101+			
RPI	S	Opponent	Score	RPI	S	Opponent	Score	RPI	S	Opponent	Score	RPI	S	Opponent	Score
1	A	Notre Dame	58 103	42	A	Purdue	65 66	66	H	Quinnipiac	67 72	146	A	CSUN	75 55
14	H	Rutgers	49 60					75	H	Maine	60 67	165	H	Boston U.	67 47
23	A	California	85 79					93	A	Yale	62 65	200	A	Rhode Island	80 47
								97	A	Hartford	60 73	223	N	Jacksonville St.	69 62
												224	A	Dartmouth	73 57
												224	H	Dartmouth	56 46
												234	A	Brown	100 83
												265	A	Siena	73 54
												286	H	La Salle	88 43
LAST 12 Division I GAMES:															
234	A	Brown	100 83	146	A	CSUN	75 55								
93	A	Yale	62 65	165	H	Boston U.	67 47								
224	A	Dartmouth	73 57	14	H	Rutgers	49 60								
224	H	Dartmouth	56 46	75	H	Maine	60 67								
23	A	California	85 79	66	H	Quinnipiac	67 72								
200	A	Rhode Island	80 47	223	N	Jacksonville St.	69 62								

Non-Div I Games:

Harvard

Average RPI Win:	240	WON-LOST	WINNING	LAST 10	STRENGTH OF	OPP. STRENGTH	TEAM	ADJ.	CONF.	ADJ CONF.
Average RPI Loss:	154	RECORD	PCT. RANK	GAMES	SCHEDULE	OF SCHEDULE	RPI	RPI	RPI	RPI
DIV. I ONLY	7- 12	242	0- 1	230	177	262	262	22	22	
DIV. I NON-CONF.	3- 9	271	0- 1	162	130	273	273	21	21	
TOTALS	RPI 1-25	RPI 26-50	W-L RECORDS	RPI 51-100	RPI 101-150	RPI 150+				
7- 12	0- 1	0- 1	OVERALL	2- 1	0- 3	5- 6				
4- 7	0- 1	0- 0	HOME	2- 1	0- 3	2- 2				
3- 4	0- 0	0- 0	AWAY	0- 0	0- 0	3- 4				
0- 1	0- 0	0- 1	NEUTRAL	0- 0	0- 0	0- 0				
3- 9	0- 1	0- 1	NON-CONFERENCE	1- 1	0- 2	2- 4				
2- 5	0- 1	0- 0	HOME	1- 1	0- 2	1- 1				
1- 3	0- 0	0- 0	AWAY	0- 0	0- 0	1- 3				
0- 1	0- 0	0- 1	NEUTRAL	0- 0	0- 0	0- 0				
4- 3	0- 0	0- 0	CONFERENCE	1- 0	0- 1	3- 2				
2- 2	0- 0	0- 0	HOME	1- 0	0- 1	1- 1				
2- 1	0- 0	0- 0	AWAY	0- 0	0- 0	2- 1				
0- 0	0- 0	0- 0	NEUTRAL	0- 0	0- 0	0- 0				

RPI 1-25				RPI 26-50				RPI 51-100				RPI 101+ Team's RPI: 262			
RPI	S	Opponent	Score	RPI	S	Opponent	Score	RPI	S	Opponent	Score	RPI	S	Opponent	Score
5	H	Stanford	59 81	28	N	Utah	48 73	78	H	UC Davis	65 60	103	H	American	57 69
								92	H	FGCU	67 73	135	H	Pepperdine	64 65
								98	H	Idaho	69 61	146	H	CSUN	29 49
												166	H	Portland	65 72
												172	H	UC Riverside	55 60
												212	A	UNLV	66 61
												240	A	Nevada	78 79
												251	A	San Diego St.	57 58
												253	A	Cal St. Fullerton	68 72
												254	A	San Diego	50 58
												306	A	UC Santa Barbara	47 35
												321	A	Cal Poly	71 54
												321	H	Cal Poly	70 52
												341	H	Seattle U	67 51
LAST 12 Division I GAMES:															
321	H	Cal Poly	70 52	28	N	Utah	48 73	253	A	Cal St. Fullerton	68 72				
172	H	UC Riverside	55 60	240	A	Nevada	78 79	212	A	UNLV	66 61				
306	A	UC Santa Barbara	47 35	98	H	Idaho	69 61	5	H	Stanford	59 81				
321	A	Cal Poly	71 54												
146	H	CSUN	29 49												
78	H	UC Davis	65 60												

Non-Div I Games: Hawaii Pacific 66 51

Hawaii

Average RPI Win:	272	WON-LOST	WINNING	LAST 10	STRENGTH OF	OPP. STRENGTH	TEAM	ADJ.	CONF.	ADJ CONF.
Average RPI Loss:	92	RECORD	PCT. RANK	GAMES	SCHEDULE	OF SCHEDULE	RPI	RPI	RPI	RPI
DIV. I ONLY	12- 6	84	1- 0	222	296	127	127	28	28	
DIV. I NON-CONF.	5- 4	139	0- 0	157	188	119	119	29	29	
TOTALS	RPI 1-25	RPI 26-50	W-L RECORDS	RPI 51-100	RPI 101-150	RPI 150+				
12- 6	0- 0	0- 2	OVERALL	0- 1	1- 2	11- 1				
9- 0	0- 0	0- 0	HOME	0- 0	1- 0	8- 0				
3- 6	0- 0	0- 2	AWAY	0- 1	0- 2	3- 1				
0- 0	0- 0	0- 0	NEUTRAL	0- 0	0- 0	0- 0				
5- 4	0- 0	0- 2	NON-CONFERENCE	0- 1	1- 1	4- 0				
4- 0	0- 0	0- 0	HOME	0- 0	1- 0	3- 0				
1- 4	0- 0	0- 2	AWAY	0- 1	0- 1	1- 0				
0- 0	0- 0	0- 0	NEUTRAL	0- 0	0- 0	0- 0				
7- 2	0- 0	0- 0	CONFERENCE	0- 0	0- 1	7- 1				
5- 0	0- 0	0- 0	HOME	0- 0	0- 0	5- 0				
2- 2	0- 0	0- 0	AWAY	0- 0	0- 1	2- 1				
0- 0	0- 0	0- 0	NEUTRAL	0- 0	0- 0	0- 0				

RPI 1-25				RPI 26-50				RPI 51-100				RPI 101+ Team's RPI: 127			
RPI	S	Opponent	Score	RPI	S	Opponent	Score	RPI	S	Opponent	Score	RPI	S	Opponent	Score
				30	A	Kentucky	49 71	54	A	Miami (OH)	55 68	103	H	American	66 61
				45	A	Clemson	64 83					120	A	Radford	58 80
												123	A	Davidson	62 71
												180	A	UNC Asheville	56 67
												188	H	Hampton	82 73
												245	A	ETSU	73 65
												249	H	Campbell	65 60
												264	A	Gardner-Webb	78 61
												267	H	Norfolk St.	83 51
												275	H	Winthrop	56 54
												317	H	UNC Greensboro	82 75
												331	H	Charleston So.	71 64
												336	H	Presbyterian	79 40
												338	A	USC Upstate	87 61
												346	H	N.C. Central	80 69
LAST 12 Division I GAMES:															
				275	H	Winthrop	56 54	188	H	Hampton	82 73				
				331	H	Charleston So.	71 64	120	A	Radford	58 80				
				249	H	Campbell	65 60	338	A	USC Upstate	87 61				
				180	A	UNC Asheville	56 67	245	A	ETSU	73 65				
				264	A	Gardner-Webb	78 61	103	H	American	66 61				
				336	H	Presbyterian	79 40	267	H	Norfolk St.	83 51				

Non-Div I Games: Greensboro 102 50 Mars Hill 86 36

High Point

Loss, Non-Conf, S Site, H Home A Away N Neutral

Average RPI Win:	235	WON-LOST	WINNING	LAST 10	STRENGTH OF	OPP. STRENGTH	TEAM	ADJ.	CONF.	ADJ CONF.
Average RPI Loss:	155	RECORD	PCT. RANK	GAMES	SCHEDULE	OF SCHEDULE	RPI	RPI	RPI	RPI
DIV. I ONLY	6- 13	269	0- 1	140	251	231	231	10	10	
DIV. I NON-CONF.	5- 6	177	0- 0	257	333	223	223	11	11	
TOTALS	RPI 1-25	RPI 26-50	W-L RECORDS	RPI 51-100	RPI 101-150	RPI 150+				
6- 13	0- 0	0- 1	OVERALL	1- 1	0- 5	5- 6				
2- 6	0- 0	0- 0	HOME	1- 0	0- 2	1- 4				
3- 5	0- 0	0- 1	AWAY	0- 0	0- 2	3- 2				
1- 2	0- 0	0- 0	NEUTRAL	0- 1	0- 1	1- 0				
5- 6	0- 0	0- 0	NON-CONFERENCE	0- 1	0- 1	5- 4				
1- 2	0- 0	0- 0	HOME	0- 0	0- 0	1- 2				
3- 2	0- 0	0- 0	AWAY	0- 0	0- 0	3- 2				
1- 2	0- 0	0- 0	NEUTRAL	0- 1	0- 1	1- 0				
1- 7	0- 0	0- 1	CONFERENCE	1- 0	0- 4	0- 2				
1- 4	0- 0	0- 0	HOME	1- 0	0- 2	0- 2				
0- 3	0- 0	0- 1	AWAY	0- 0	0- 2	0- 0				
0- 0	0- 0	0- 0	NEUTRAL	0- 0	0- 0	0- 0				

RPI S	Opponent	Score	RPI S	Opponent	Score	RPI S	Opponent	Score	RPI S	Opponent	Score	Team's RPI: 231
47	A James Madison	54 77	76	H Northeastern	78 61	104	H Drexel	49 61	121	A Towson	68 92	
			88	N Wright St.	64 93	133	A UNCW	54 89	143	H William & Mary	55 60	
						149	N Marist	57 71	162	A Stony Brook	49 77	
						168	H Delaware	59 78	192	H Elon	64 77	
						206	A St. Bonaventure	67 59	209	A Holy Cross	66 72	
						230	N Stetson	53 50	241	H Sacred Heart	64 70	
						263	H Columbia	63 65	265	A Siena	57 50	
						301	A UMBC	45 42	329	H Iona	74 49	
LAST 12 Division I GAMES:												
76	H Northeastern	78 61	133	A UNCW	54 89							
104	H Drexel	49 61	143	H William & Mary	55 60							
168	H Delaware	59 78	265	A Siena	57 50							
121	A Towson	68 92	301	A UMBC	45 42							
47	A James Madison	54 77	209	A Holy Cross	66 72							
192	H Elon	64 77	241	H Sacred Heart	64 70							

Non-Div I Games: Wilmington (DE) 77 56

Hofstra

Loss, Non-Conf, S Site, H Home A Away N Neutral

Holy Cross

Through Games Of Feb. 2, 2019

Average RPI Win:	262	WON-LOST	WINNING	LAST 10	STRENGTH OF	OPP. STRENGTH	TEAM	ADJ.	CONF.	ADJ CONF.
Average RPI Loss:	189	RECORD	PCT. RANK	GAMES	SCHEDULE	OF SCHEDULE	RPI	RPI	RPI	RPI
DIV. I ONLY	12- 9	131	1- 0	315	274	209	209	19	19	
DIV. I NON-CONF.	8- 3	72	0- 0	333	300	191	191	22	22	
TOTALS	RPI 1-25	RPI 26-50	W-L RECORDS	RPI 51-100	RPI 101-150	RPI 150+				
12- 9	0- 0	0- 1	OVERALL	0- 1	0- 2	12- 5				
9- 2	0- 0	0- 0	HOME	0- 0	0- 0	9- 2				
3- 7	0- 0	0- 1	AWAY	0- 1	0- 2	3- 3				
0- 0	0- 0	0- 0	NEUTRAL	0- 0	0- 0	0- 0				
8- 3	0- 0	0- 0	NON-CONFERENCE	0- 1	0- 0	8- 2				
5- 1	0- 0	0- 0	HOME	0- 0	0- 0	5- 1				
3- 2	0- 0	0- 0	AWAY	0- 1	0- 0	3- 1				
0- 0	0- 0	0- 0	NEUTRAL	0- 0	0- 0	0- 0				
4- 6	0- 0	0- 1	CONFERENCE	0- 0	0- 2	4- 3				
4- 1	0- 0	0- 0	HOME	0- 0	0- 0	4- 1				
0- 5	0- 0	0- 1	AWAY	0- 0	0- 2	0- 2				
0- 0	0- 0	0- 0	NEUTRAL	0- 0	0- 0	0- 0				

RPI 1-25			RPI 26-50			RPI 51-100			RPI 101+			Team's RPI: 209
RPI	S	Opponent	Score	RPI	S	Opponent	Score	RPI	S	Opponent	Score	
				49	A	Bucknell	71 75	86	A	Boston College	63 89	
								103	A	American	58 70	
								136	A	Lehigh	55 64	
								165	H	Boston U.	75 69	
								200	H	Rhode Island	73 65	
								201	H	Rider	71 61	
								217	A	Navy	47 54	
								229	H	Colgate	67 70	
								231	H	Hofstra	72 66	
								234	H	Brown	85 89	
								238	A	Albany (NY)	56 50	
								271	A	Vermont	65 40	
								295	H	Loyola Maryland	78 60	
								298	A	Bryant	81 62	
								300	H	Army West Point	58 39	
								304	H	UMass Lowell	63 54	
								319	A	Lafayette	63 73	
								319	H	Lafayette	56 53	
								325	A	New Hampshire	62 74	
								326	H	Manhattan	61 53	
LAST 12 Division I GAMES:												
103	A	American	58 70	319	H	Lafayette	56 53					
49	A	Bucknell	71 75	136	A	Lehigh	55 64					
300	H	Army West Point	58 39	319	A	Lafayette	63 73					
165	H	Boston U.	75 69	229	H	Colgate	67 70					
217	A	Navy	47 54	298	A	Bryant	81 62					
295	H	Loyola Maryland	78 60	326	H	Manhattan	61 53					

Non-Div I Games:

Holy Cross

■ Loss,
 ■ Non-Conf,
 ■ S Site,
 ■ H Home
 ■ A Away
 N Neutral

Average RPI Win:	206	WON-LOST	WINNING	LAST 10	STRENGTH OF	OPP. STRENGTH	TEAM	ADJ.	CONF.	ADJ CONF.
Average RPI Loss:	63	RECORD	PCT. RANK	GAMES	SCHEDULE	OF SCHEDULE	RPI	RPI	RPI	RPI
DIV. I ONLY	11- 10	158	1- 0	66	84	96	96	9	9	
DIV. I NON-CONF.	6- 7	172	0- 0	63	97	104	104	9	9	
TOTALS	RPI 1-25	RPI 26-50	W-L RECORDS	RPI 51-100	RPI 101-150	RPI 150+				
11- 10	0- 4	1- 1	OVERALL	0- 3	0- 1	10- 1				
4- 5	0- 2	1- 1	HOME	0- 1	0- 1	3- 0				
7- 5	0- 2	0- 0	AWAY	0- 2	0- 0	7- 1				
0- 0	0- 0	0- 0	NEUTRAL	0- 0	0- 0	0- 0				
6- 7	0- 2	1- 1	NON-CONFERENCE	0- 2	0- 1	5- 1				
1- 4	0- 1	1- 1	HOME	0- 1	0- 1	0- 0				
5- 3	0- 1	0- 0	AWAY	0- 1	0- 0	5- 1				
0- 0	0- 0	0- 0	NEUTRAL	0- 0	0- 0	0- 0				
5- 3	0- 2	0- 0	CONFERENCE	0- 1	0- 0	5- 0				
3- 1	0- 1	0- 0	HOME	0- 0	0- 0	3- 0				
2- 2	0- 1	0- 0	AWAY	0- 1	0- 0	2- 0				
0- 0	0- 0	0- 0	NEUTRAL	0- 0	0- 0	0- 0				

RPI 1-25				RPI 26-50				RPI 51-100 Team's RPI: 96				RPI 101+			
RPI	S	Opponent	Score	RPI	S	Opponent	Score	RPI	S	Opponent	Score	RPI	S	Opponent	Score
7	H	UConn	61 81	37	H	New Mexico	84 89	86	H	Boston College	57 64	112	H	UT Arlington	61 65
15	A	UCF	56 58	43	H	Georgia Tech	95 89	87	A	Cincinnati	57 68	154	A	Louisiana Tech	88 100
20	H	Texas A&M	52 68					92	A	FGCU	71 76	160	H	Tulsa	76 44
23	A	California	79 80									185	H	Temple	78 65
												186	A	Southern Miss.	61 44
												194	A	George Mason	66 56
												203	A	SMU	72 61
												203	H	SMU	69 68
												245	A	ETSU	84 77
												261	A	Wichita St.	66 58
												263	A	Columbia	83 72
												323	A	Incarinate Word	79 60
LAST 12 Division I GAMES:															
15	A	UCF	56 58	203	H	SMU	69 68								
160	H	Tulsa	76 44	7	H	UConn	61 81								
87	A	Cincinnati	57 68	186	A	Southern Miss.	61 44								
261	A	Wichita St.	66 58	194	A	George Mason	66 56								
185	H	Temple	78 65	112	H	UT Arlington	61 65								
203	A	SMU	72 61	20	H	Texas A&M	52 68								

Non-Div I Games:

Houston

■ Loss,
■ Non-Conf, S Site,
■ Home
■ Away
N Neutral

Houston Baptist

Through Games Of Feb. 2, 2019

Average RPI Win:	316	WON-LOST	WINNING	LAST 10	STRENGTH OF	OPP. STRENGTH	TEAM	ADJ.	CONF.	ADJ CONF.
Average RPI Loss:	194	RECORD	PCT. RANK	GAMES	SCHEDULE	OF SCHEDULE	RPI	RPI	RPI	RPI
DIV. I ONLY	3- 12	313	0- 0	317	278	339	339	26	26	
DIV. I NON-CONF.	1- 5	311	0- 0	278	176	333	333	23	23	
TOTALS	RPI 1-25	RPI 26-50	W-L RECORDS	RPI 51-100	RPI 101-150	RPI 150+				
3- 12	0- 0	0- 0	OVERALL	0- 2	0- 1	3- 9				
3- 4	0- 0	0- 0	HOME	0- 0	0- 0	3- 4				
0- 8	0- 0	0- 0	AWAY	0- 2	0- 1	0- 5				
0- 0	0- 0	0- 0	NEUTRAL	0- 0	0- 0	0- 0				
1- 5	0- 0	0- 0	NON-CONFERENCE	0- 1	0- 1	1- 3				
1- 1	0- 0	0- 0	HOME	0- 0	0- 0	1- 1				
0- 4	0- 0	0- 0	AWAY	0- 1	0- 1	0- 2				
0- 0	0- 0	0- 0	NEUTRAL	0- 0	0- 0	0- 0				
2- 7	0- 0	0- 0	CONFERENCE	0- 1	0- 0	2- 6				
2- 3	0- 0	0- 0	HOME	0- 0	0- 0	2- 3				
0- 4	0- 0	0- 0	AWAY	0- 1	0- 0	0- 3				
0- 0	0- 0	0- 0	NEUTRAL	0- 0	0- 0	0- 0				

RPI 1-25				RPI 26-50				RPI 51-100				RPI 101+				Team's RPI: 339	
RPI	S	Opponent	Score	RPI	S	Opponent	Score	RPI	S	Opponent	Score	RPI	S	Opponent	Score		
								72	A	Lamar University	50	63	142	A	Texas Tech	76	82
								89	A	Oklahoma St.	44	77	159	H	Abilene Christian	62	72
													177	A	North Texas	75	100
													184	H	Oral Roberts	56	74
													191	A	Nicholls St.	54	77
													207	H	Sam Houston St.	63	74
													260	H	A&M-Corpus Christi	56	70
													261	A	Wichita St.	50	68
													274	A	Southeastern La.	65	73
													312	H	New Orleans	83	74
													313	H	La.-Monroe	68	60
													314	A	McNeese	71	81
													323	H	Incarnate Word	60	59
LAST 12 Division I GAMES:																	
323	H	Incarnate Word	60	59	260	H	A&M-Corpus Christi	56	70								
314	A	McNeese	71	81	312	H	New Orleans	83	74								
274	A	Southeastern La.	65	73	72	A	Lamar University	50	63								
207	H	Sam Houston St.	63	74	313	H	La.-Monroe	68	60								
159	H	Abilene Christian	62	72	184	H	Oral Roberts	56	74								
191	A	Nicholls St.	54	77	89	A	Oklahoma St.	44	77								

Non-Div I Games: Howard Payne 93 60 Tex. A&M Int'l 81 48 McMurry 92 41 Southwest (NM) 100 57
Houston Baptist


Loss, Non-Conf, S Site, H Home A Away N Neutral

Average RPI Win: 288	WON-LOST	WINNING	LAST 10	STRENGTH OF	OPP. STRENGTH	TEAM	ADJ.	CONF.	ADJ CONF.
Average RPI Loss: 177	RECORD	PCT. RANK	GAMES	SCHEDULE	OF SCHEDULE	RPI	RPI	RPI	RPI
DIV. I ONLY	12- 9	131	1- 0	323	330	226	226	32	32
DIV. I NON-CONF.	7- 6	153	0- 0	296	271	203	203	32	32
TOTALS	RPI 1-25	RPI 26-50	W-L RECORDS	RPI 51-100	RPI 101-150	RPI 150+			
12- 9	0- 0	0- 1	OVERALL	0- 1	0- 1	12- 6			
7- 3	0- 0	0- 0	HOME	0- 0	0- 0	7- 3			
5- 6	0- 0	0- 1	AWAY	0- 1	0- 1	5- 3			
0- 0	0- 0	0- 0	NEUTRAL	0- 0	0- 0	0- 0			
7- 6	0- 0	0- 1	NON-CONFERENCE	0- 1	0- 1	7- 3			
2- 2	0- 0	0- 0	HOME	0- 0	0- 0	2- 2			
5- 4	0- 0	0- 1	AWAY	0- 1	0- 1	5- 1			
0- 0	0- 0	0- 0	NEUTRAL	0- 0	0- 0	0- 0			
5- 3	0- 0	0- 0	CONFERENCE	0- 0	0- 0	5- 3			
5- 1	0- 0	0- 0	HOME	0- 0	0- 0	5- 1			
0- 2	0- 0	0- 0	AWAY	0- 0	0- 0	0- 2			
0- 0	0- 0	0- 0	NEUTRAL	0- 0	0- 0	0- 0			

RPI 1-25				RPI 26-50				RPI 51-100				RPI 101+				Team's RPI: 226	
RPI	S	Opponent	Score	RPI	S	Opponent	Score	RPI	S	Opponent	Score	RPI	S	Opponent	Score		
				29	A	North Carolina	63 85					143	A	William & Mary	75 88		
												151	H	Mercer	70 85		
												176	A	UMES	72 80		
												176	H	UMES	73 80		
												194	H	George Mason	73 59		
												237	A	Niagara	68 61		
												249	A	Campbell	69 64		
												259	H	Bethune-Cookman	61 40		
												265	H	Siena	81 86		
												267	H	Norfolk St.	74 70		
												269	A	Richmond	60 67		
												286	A	La Salle	57 54		
												296	A	South Carolina St.	63 72		
												303	H	Morgan St.	79 56		
												308	H	NJIT	77 57		
												316	A	FIU	89 62		
												343	A	Fairleigh Dickinson	79 58		
												347	H	Delaware St.	78 62		
												348	H	Florida A&M	74 68		
LAST 12 Division I GAMES:																	
				176	H	UMES	73 80					267	H	Norfolk St.	74 70		
				347	H	Delaware St.	78 62					348	H	Florida A&M	74 68		
				296	A	South Carolina St.	63 72					29	A	North Carolina	63 85		
				303	H	Morgan St.	79 56					87	A	Cincinnati	51 85		
				259	H	Bethune-Cookman	61 40					151	H	Mercer	70 85		
				176	A	UMES	72 80					316	A	FIU	89 62		

Non-Div I Games:

Howard

 Loss,
  Non-Conf, S Site,
  Home
  Away
 N Neutral

Average RPI Win: 225	WON-LOST	WINNING	LAST 10	STRENGTH OF	OPP. STRENGTH	TEAM	ADJ.	CONF.	ADJ CONF.
Average RPI Loss: 116	RECORD	PCT. RANK	GAMES	SCHEDULE	OF SCHEDULE	RPI	RPI	RPI	RPI
DIV. I ONLY	12- 9	131	0- 1	164	184	131	131	20	20
DIV. I NON-CONF.	5- 5	162	0- 0	49	116	84	84	18	18
TOTALS	RPI 1-25	RPI 26-50	W-L RECORDS	RPI 51-100	RPI 101-150	RPI 150+			
12- 9	0- 1	0- 1	OVERALL	1- 3	2- 1	9- 3			
5- 3	0- 0	0- 1	HOME	0- 2	1- 0	4- 0			
6- 6	0- 1	0- 0	AWAY	1- 1	0- 1	5- 3			
1- 0	0- 0	0- 0	NEUTRAL	0- 0	1- 0	0- 0			
5- 5	0- 1	0- 1	NON-CONFERENCE	0- 1	2- 0	3- 2			
1- 2	0- 0	0- 1	HOME	0- 1	1- 0	0- 0			
3- 3	0- 1	0- 0	AWAY	0- 0	0- 0	3- 2			
1- 0	0- 0	0- 0	NEUTRAL	0- 0	1- 0	0- 0			
7- 4	0- 0	0- 0	CONFERENCE	1- 2	0- 1	6- 1			
4- 1	0- 0	0- 0	HOME	0- 1	0- 0	4- 0			
3- 3	0- 0	0- 0	AWAY	1- 1	0- 1	2- 1			
0- 0	0- 0	0- 0	NEUTRAL	0- 0	0- 0	0- 0			

RPI 1-25				RPI 26-50				RPI 51-100				RPI 101+ Team's RPI: 131			
RPI	S	Opponent	Score	RPI	S	Opponent	Score	RPI	S	Opponent	Score	RPI	S	Opponent	Score
13	A	Iowa	58 72	44	H	Ohio	66 73	70	A	Green Bay	67 63	124	N	VCU	63 61
								81	H	UNI	40 53	125	A	Youngstown St.	52 70
								88	A	Wright St.	59 66	134	H	UT Martin	73 72
								88	H	Wright St.	75 78	158	A	Southern Ill.	73 78
												171	A	Wisconsin	64 65
												173	A	Indiana St.	64 59
												193	A	Milwaukee	67 66
												205	A	Ole Miss	66 58
												272	A	Cleveland St.	75 50
												277	A	UTSA	58 50
												280	A	Northern Ky.	57 60
												280	H	Northern Ky.	70 48
												310	H	Oakland	82 53
												330	H	Detroit Mercy	82 47
												333	H	UIC	71 43
LAST 12 Division I GAMES:															
280	A	Northern Ky.	57 60	88	A	Wright St.	59 66	125	A	Youngstown St.	52 70				
70	A	Green Bay	67 63	272	A	Cleveland St.	75 50	280	H	Northern Ky.	70 48				
193	A	Milwaukee	67 66	88	H	Wright St.	75 78	158	A	Southern Ill.	73 78				
333	H	UIC	71 43												
310	H	Oakland	82 53												
330	H	Detroit Mercy	82 47												

Non-Div I Games: Purdue Northwest 101 40

IUPUI

■ Loss,
 ■ Non-Conf, S Site,
 ■ Home
 ■ Away
 N Neutral

Average RPI Win:	195	WON-LOST	WINNING	LAST 10	STRENGTH OF	OPP. STRENGTH	TEAM	ADJ.	CONF.	ADJ CONF.
Average RPI Loss:	112	RECORD	PCT. RANK	GAMES	SCHEDULE	OF SCHEDULE	RPI	RPI	RPI	RPI
DIV. I ONLY	11- 8	126	1- 0	125	110	98	98	16	16	
DIV. I NON-CONF.	3- 6	241	0- 0	68	36	147	147	12	12	
TOTALS	RPI 1-25	RPI 26-50	W-L RECORDS	RPI 51-100	RPI 101-150	RPI 150+				
11- 8	0- 2	0- 1	OVERALL	1- 1	3- 2	7- 2				
5- 1	0- 0	0- 0	HOME	0- 0	1- 1	4- 0				
6- 6	0- 2	0- 1	AWAY	1- 0	2- 1	3- 2				
0- 1	0- 0	0- 0	NEUTRAL	0- 1	0- 0	0- 0				
3- 6	0- 2	0- 1	NON-CONFERENCE	0- 1	2- 0	1- 2				
2- 0	0- 0	0- 0	HOME	0- 0	1- 0	1- 0				
1- 5	0- 2	0- 1	AWAY	0- 0	1- 0	0- 2				
0- 1	0- 0	0- 0	NEUTRAL	0- 1	0- 0	0- 0				
8- 2	0- 0	0- 0	CONFERENCE	1- 0	1- 2	6- 0				
3- 1	0- 0	0- 0	HOME	0- 0	0- 1	3- 0				
5- 1	0- 0	0- 0	AWAY	1- 0	1- 1	3- 0				
0- 0	0- 0	0- 0	NEUTRAL	0- 0	0- 0	0- 0				

RPI 1-25				RPI 26-50				RPI 51-100				Team's RPI: 98	RPI 101+			
RPI	S	Opponent	Score	RPI	S	Opponent	Score	RPI	S	Opponent	Score		RPI	S	Opponent	Score
5	A	Stanford	71 115	46	A	Wyoming	61 64	57	N	Boise St.	85 91		116	H	Northern Colo.	72 86
12	A	Gonzaga	51 88					73	A	Idaho St.	86 72		132	A	Montana St.	82 66
													142	A	Texas Tech	88 77
													146	H	CSUN	88 73
													147	A	Montana	79 82
													164	H	Portland St.	80 78
													197	H	Eastern Wash.	84 68
													227	H	San Francisco	70 63
													235	H	Sacramento St.	104 66
													248	A	Long Beach St.	63 70
													257	A	Southern Utah	82 70
													262	A	Hawaii	61 69
													266	A	Northern Ariz.	86 69
													307	A	Weber St.	79 74
LAST 12 Division I GAMES:																
266	A	Northern Ariz.	86 69	257	A	Southern Utah	82 70									
164	H	Portland St.	80 78	197	H	Eastern Wash.	84 68									
235	H	Sacramento St.	104 66	307	A	Weber St.	79 74									
147	A	Montana	79 82	73	A	Idaho St.	86 72									
132	A	Montana St.	82 66	12	A	Gonzaga	51 88									
116	H	Northern Colo.	72 86	46	A	Wyoming	61 64									

Non-Div I Games:

Idaho

■ Loss,
 ■ Non-Conf,
 ■ S Site,
 ■ Home
 ■ A Away
 N Neutral

Average RPI Win:	225	WON-LOST	WINNING	LAST 10	STRENGTH OF	OPP. STRENGTH	TEAM	ADJ.	CONF.	ADJ CONF.
Average RPI Loss:	61	RECORD	PCT. RANK	GAMES	SCHEDULE	OF SCHEDULE	RPI	RPI	RPI	RPI
DIV. I ONLY	13- 6	75	1- 0	120	172	73	73	16	16	
DIV. I NON-CONF.	4- 4	162	0- 0	35	172	70	70	12	12	
TOTALS	RPI 1-25	RPI 26-50	W-L RECORDS	RPI 51-100	RPI 101-150	RPI 150+				
13- 6	0- 1	0- 2	OVERALL	0- 2	3- 1	10- 0				
6- 1	0- 0	0- 0	HOME	0- 1	3- 0	3- 0				
6- 4	0- 1	0- 1	AWAY	0- 1	0- 1	6- 0				
1- 1	0- 0	0- 1	NEUTRAL	0- 0	0- 0	1- 0				
4- 4	0- 1	0- 2	NON-CONFERENCE	0- 1	1- 0	3- 0				
2- 0	0- 0	0- 0	HOME	0- 0	1- 0	1- 0				
1- 3	0- 1	0- 1	AWAY	0- 1	0- 0	1- 0				
1- 1	0- 0	0- 1	NEUTRAL	0- 0	0- 0	1- 0				
9- 2	0- 0	0- 0	CONFERENCE	0- 1	2- 1	7- 0				
4- 1	0- 0	0- 0	HOME	0- 1	2- 0	2- 0				
5- 1	0- 0	0- 0	AWAY	0- 0	0- 1	5- 0				
0- 0	0- 0	0- 0	NEUTRAL	0- 0	0- 0	0- 0				

RPI 1-25				RPI 26-50				RPI 51-100 Team's RPI: 73				RPI 101+			
RPI	S	Opponent	Score	RPI	S	Opponent	Score	RPI	S	Opponent	Score	RPI	S	Opponent	Score
12	A	Gonzaga	51 70	28	A	Utah	60 74	71	A	Arizona	46 71	116	A	Northern Colo.	56 60
				43	N	Georgia Tech	51 74	98	H	Idaho	72 86	132	H	Montana St.	61 43
												135	H	Pepperdine	65 63
												147	H	Montana	50 34
												164	A	Portland St.	58 57
												197	H	Eastern Wash.	63 48
												235	A	Sacramento St.	56 42
												235	H	Sacramento St.	73 43
												257	A	Southern Utah	69 57
												266	A	Northern Ariz.	80 69
												268	H	Utah Valley	80 68
												287	A	California Baptist	72 57
												294	N	Kennesaw St.	60 49
												307	A	Weber St.	70 57
LAST 12 Division I GAMES:															
235	A	Sacramento St.	56 42	164	A	Portland St.	58 57								
132	H	Montana St.	61 43	266	A	Northern Ariz.	80 69								
147	H	Montana	50 34	257	A	Southern Utah	69 57								
116	A	Northern Colo.	56 60	197	H	Eastern Wash.	63 48								
235	H	Sacramento St.	73 43	98	H	Idaho	72 86								
307	A	Weber St.	70 57	135	H	Pepperdine	65 63								

Non-Div I Games: Benedictine Mesa 88 51

Idaho St.

Average RPI Win:	244	WON-LOST	WINNING	LAST 10	STRENGTH OF	OPP. STRENGTH	TEAM	ADJ.	CONF.	ADJ CONF.
Average RPI Loss:	72	RECORD	PCT. RANK	GAMES	SCHEDULE	OF SCHEDULE	RPI	RPI	RPI	RPI
DIV. I ONLY	9- 12	214	0- 1	116	88	189	189	4	4	
DIV. I NON-CONF.	8- 3	72	0- 0	276	272	174	174	6	6	
TOTALS	RPI 1-25	RPI 26-50	W-L RECORDS	RPI 51-100	RPI 101-150	RPI 150+				
9- 12	0- 3	0- 3	OVERALL	0- 3	1- 2	8- 1				
7- 6	0- 2	0- 2	HOME	0- 2	0- 0	7- 0				
2- 5	0- 1	0- 1	AWAY	0- 1	1- 2	1- 0				
0- 1	0- 0	0- 0	NEUTRAL	0- 0	0- 0	0- 1				
8- 3	0- 0	0- 2	NON-CONFERENCE	0- 0	0- 0	8- 1				
7- 1	0- 0	0- 1	HOME	0- 0	0- 0	7- 0				
1- 1	0- 0	0- 1	AWAY	0- 0	0- 0	1- 0				
0- 1	0- 0	0- 0	NEUTRAL	0- 0	0- 0	0- 1				
1- 9	0- 3	0- 1	CONFERENCE	0- 3	1- 2	0- 0				
0- 5	0- 2	0- 1	HOME	0- 2	0- 0	0- 0				
1- 4	0- 1	0- 0	AWAY	0- 1	1- 2	0- 0				
0- 0	0- 0	0- 0	NEUTRAL	0- 0	0- 0	0- 0				

RPI 1-25				RPI 26-50				RPI 51-100				RPI 101+ Team's RPI: 189			
RPI	S	Opponent	Score	RPI	S	Opponent	Score	RPI	S	Opponent	Score	RPI	S	Opponent	Score
13	H	Iowa	75 94	33	H	Indiana	83 85	85	A	Northwestern	45 68	101	A	Ohio St.	70 78
14	H	Rutgers	60 71	35	H	Missouri	45 67	85	H	Northwestern	56 64	106	A	Penn St.	48 62
25	A	Michigan St.	60 77	45	A	Clemson	67 69	90	H	Nebraska	67 77	139	A	Minnesota	66 62
												173	H	Indiana St.	75 57
												190	H	Eastern Mich.	72 66
												233	H	SIUE	74 57
												235	N	Sacramento St.	107 109
												263	H	Columbia	76 69
												288	H	Murray St.	84 52
												291	H	Valparaiso	73 54
												299	H	Alabama A&M	88 60
												321	A	Cal Poly	74 51
LAST 12 Division I GAMES:															
85	H	Northwestern	56 64	101	A	Ohio St.	70 78								
25	A	Michigan St.	60 77	139	A	Minnesota	66 62								
13	H	Iowa	75 94	85	A	Northwestern	45 68								
90	H	Nebraska	67 77	33	H	Indiana	83 85								
106	A	Penn St.	48 62	35	H	Missouri	45 67								
14	H	Rutgers	60 71	233	H	SIUE	74 57								

Non-Div I Games:

Illinois

■ Loss,
 ■ Non-Conf,
 S Site,
 ■ Home
 ■ Away
 N Neutral

Average RPI Win:	233	WON-LOST	WINNING	LAST 10	STRENGTH OF	OPP. STRENGTH	TEAM	ADJ.	CONF.	ADJ CONF.
Average RPI Loss:	154	RECORD	PCT. RANK	GAMES	SCHEDULE	OF SCHEDULE	RPI	RPI	RPI	RPI
DIV. I ONLY	9- 9	165	0- 1	213	241	196	196	12	12	
DIV. I NON-CONF.	6- 4	125	0- 0	300	317	183	183	14	14	
TOTALS	RPI 1-25	RPI 26-50	W-L RECORDS	RPI 51-100	RPI 101-150	RPI 150+				
9- 9	0- 1	0- 1	OVERALL	1- 1	0- 0	8- 6				
6- 3	0- 1	0- 0	HOME	1- 1	0- 0	5- 1				
3- 6	0- 0	0- 1	AWAY	0- 0	0- 0	3- 5				
0- 0	0- 0	0- 0	NEUTRAL	0- 0	0- 0	0- 0				
6- 4	0- 0	0- 1	NON-CONFERENCE	0- 0	0- 0	6- 3				
4- 0	0- 0	0- 0	HOME	0- 0	0- 0	4- 0				
2- 4	0- 0	0- 1	AWAY	0- 0	0- 0	2- 3				
0- 0	0- 0	0- 0	NEUTRAL	0- 0	0- 0	0- 0				
3- 5	0- 1	0- 0	CONFERENCE	1- 1	0- 0	2- 3				
2- 3	0- 1	0- 0	HOME	1- 1	0- 0	1- 1				
1- 2	0- 0	0- 0	AWAY	0- 0	0- 0	1- 2				
0- 0	0- 0	0- 0	NEUTRAL	0- 0	0- 0	0- 0				

RPI 1-25			RPI 26-50			RPI 51-100			RPI 101+			Team's RPI: 196
RPI	S	Opponent	Score	RPI	S	Opponent	Score	RPI	S	Opponent	Score	
19	H	Drake	64 82	41	A	Butler	56 58	80	H	Missouri St.	47 59	158 H Southern Ill. 60 52
								81	H	UNI	66 64	170 H Bradley 68 79
												173 A Indiana St. 44 59
												190 A Eastern Mich. 41 50
												199 H Saint Louis 72 67
												211 A Loyola Chicago 59 62
												216 A UMKC 62 55
												232 H North Dakota 67 55
												233 A SIUE 61 68
												272 A Cleveland St. 63 67
												280 A Northern Ky. 58 53
												283 H Austin Peay 61 49
												310 H Oakland 62 56
												337 A Evansville 72 61
LAST 12 Division I GAMES:												
170	H	Bradley	68 79	211	A	Loyola Chicago	59 62					
80	H	Missouri St.	47 59	81	H	UNI	66 64					
158	H	Southern Ill.	60 52	216	A	UMKC	62 55					
337	A	Evansville	72 61	199	H	Saint Louis	72 67					
173	A	Indiana St.	44 59	280	A	Northern Ky.	58 53					
19	H	Drake	64 82	283	H	Austin Peay	61 49					

Non-Div I Games: Maryville (MO) 61 52

Illinois St.

Average RPI Win:	313	WON-LOST	WINNING	LAST 10	STRENGTH OF	OPP. STRENGTH	TEAM	ADJ.	CONF.	ADJ CONF.
Average RPI Loss:	171	RECORD	PCT. RANK	GAMES	SCHEDULE	OF SCHEDULE	RPI	RPI	RPI	RPI
DIV. I ONLY	2- 18	339	0- 1	202	262	323	323	26	26	
DIV. I NON-CONF.	0- 11	336	0- 0	92	202	308	308	23	23	
TOTALS	RPI 1-25	RPI 26-50	W-L RECORDS	RPI 51-100	RPI 101-150	RPI 150+				
2- 18	0- 1	0- 2	OVERALL	0- 4	0- 2	2- 9				
1- 7	0- 0	0- 1	HOME	0- 3	0- 1	1- 2				
1- 11	0- 1	0- 1	AWAY	0- 1	0- 1	1- 7				
0- 0	0- 0	0- 0	NEUTRAL	0- 0	0- 0	0- 0				
0- 11	0- 1	0- 2	NON-CONFERENCE	0- 2	0- 2	0- 4				
0- 4	0- 0	0- 1	HOME	0- 1	0- 1	0- 1				
0- 7	0- 1	0- 1	AWAY	0- 1	0- 1	0- 3				
0- 0	0- 0	0- 0	NEUTRAL	0- 0	0- 0	0- 0				
2- 7	0- 0	0- 0	CONFERENCE	0- 2	0- 0	2- 5				
1- 3	0- 0	0- 0	HOME	0- 2	0- 0	1- 1				
1- 4	0- 0	0- 0	AWAY	0- 0	0- 0	1- 4				
0- 0	0- 0	0- 0	NEUTRAL	0- 0	0- 0	0- 0				

RPI 1-25				RPI 26-50				RPI 51-100				RPI 101+ Team's RPI: 323			
RPI	S	Opponent	Score	RPI	S	Opponent	Score	RPI	S	Opponent	Score	RPI	S	Opponent	Score
16	A	Arizona St.	43 81	36	A	South Dakota	43 96	63	H	SFA	56 66	112	H	UT Arlington	49 97
				39	H	Rice	63 74	71	A	Arizona	42 84	139	A	Minnesota	39 75
								72	H	Lamar University	51 77	191	A	Nicholls St.	62 86
								96	H	Houston	60 79	202	A	Massachusetts	59 71
												207	H	Sam Houston St.	56 76
												251	A	San Diego St.	38 81
												292	A	Central Ark.	43 74
												307	H	Weber St.	64 72
												312	A	New Orleans	55 58
												312	H	New Orleans	81 69
												314	A	McNeese	68 66
												339	A	Houston Baptist	59 60
												340	A	Grand Canyon	63 74
LAST 12 Division I GAMES:															
339	A	Houston Baptist	59 60	312	A	New Orleans	55 58								
312	H	New Orleans	81 69	191	A	Nicholls St.	62 86								
72	H	Lamar University	51 77	314	A	McNeese	68 66								
63	H	SFA	56 66	39	H	Rice	63 74								
292	A	Central Ark.	43 74	202	A	Massachusetts	59 71								
207	H	Sam Houston St.	56 76	139	A	Minnesota	39 75								

Non-Div I Games:

Incarnate Word

■ Loss,
■ Non-Conf,
■ S Site,
■ H Home
■ A Away
N Neutral

Indiana

Through Games Of Feb. 2, 2019

Average RPI Win:	129	WON-LOST	WINNING	LAST 10	STRENGTH OF	OPP. STRENGTH	TEAM	ADJ.	CONF.	ADJ CONF.
Average RPI Loss:	74	RECORD	PCT. RANK	GAMES	SCHEDULE	OF SCHEDULE	RPI	RPI	RPI	RPI
DIV. I ONLY	16- 6	61	0- 1	56	33	33	33	4	4	
DIV. I NON-CONF.	11- 1	13	0- 0	120	50	20	20	6	6	
TOTALS	RPI 1-25	RPI 26-50	W-L RECORDS	RPI 51-100	RPI 101-150	RPI 150+				
16- 6	1- 2	3- 1	OVERALL	3- 1	3- 1	6- 1				
9- 2	1- 1	1- 0	HOME	3- 1	1- 0	3- 0				
5- 3	0- 1	1- 1	AWAY	0- 0	1- 1	3- 0				
2- 1	0- 0	1- 0	NEUTRAL	0- 0	1- 0	0- 1				
11- 1	0- 0	3- 0	NON-CONFERENCE	2- 0	2- 0	4- 1				
6- 0	0- 0	1- 0	HOME	2- 0	0- 0	3- 0				
3- 0	0- 0	1- 0	AWAY	0- 0	1- 0	1- 0				
2- 1	0- 0	1- 0	NEUTRAL	0- 0	1- 0	0- 1				
5- 5	1- 2	0- 1	CONFERENCE	1- 1	1- 1	2- 0				
3- 2	1- 1	0- 0	HOME	1- 1	1- 0	0- 0				
2- 3	0- 1	0- 1	AWAY	0- 0	0- 1	2- 0				
0- 0	0- 0	0- 0	NEUTRAL	0- 0	0- 0	0- 0				

RPI 1-25				RPI 26-50				Team's RPI: 33	RPI 51-100				RPI 101+			
RPI	S	Opponent	Score	RPI	S	Opponent	Score		RPI	S	Opponent	Score	RPI	S	Opponent	Score
14	A	Rutgers	64 69	36	N	South Dakota	68 60		62	H	Michigan	70 60	101	A	Ohio St.	50 55
18	H	Maryland	56 76	41	H	Butler	66 46		80	H	Missouri St.	98 74	106	H	Penn St.	83 75
25	H	Michigan St.	68 64	42	A	Purdue	53 56		85	H	Northwestern	69 75	107	A	Wake Forest	87 73
				48	A	UCLA	67 65		100	H	Northern Ill.	91 73	110	N	Loyola Marymount	67 43
													171	A	Wisconsin	75 68
													181	N	Grambling	62 65
													189	A	Illinois	85 83
													193	H	Milwaukee	68 66
													208	H	Florida	83 64
													281	H	North Florida	75 52
													310	A	Oakland	59 32
LAST 12 Division I GAMES:																
18	H	Maryland	56 76	14	A	Rutgers	64 69		62	H	Michigan	70 60	25	H	Michigan St.	68 64
42	A	Purdue	53 56	106	H	Penn St.	83 75		189	A	Illinois	85 83	36	N	South Dakota	68 60
85	H	Northwestern	69 75	181	A	Wisconsin	75 68		101	A	Ohio St.	50 55	181	N	Grambling	62 65

Non-Div I Games:

Indiana

■ Loss,
 ■ Non-Conf,
 S Site,
 ■ Home
 ■ Away
 N Neutral

Average RPI Win:	255	WON-LOST	WINNING	LAST 10	STRENGTH OF	OPP. STRENGTH	TEAM	ADJ.	CONF.	ADJ CONF.
Average RPI Loss:	135	RECORD	PCT. RANK	GAMES	SCHEDULE	OF SCHEDULE	RPI	RPI	RPI	RPI
DIV. I ONLY	9- 10	188	1- 0	177	268	173	173	12	12	
DIV. I NON-CONF.	5- 5	162	0- 0	221	331	176	176	14	14	
TOTALS	RPI 1-25	RPI 26-50	W-L RECORDS	RPI 51-100	RPI 101-150	RPI 150+				
9- 10	0- 1	0- 1	OVERALL	0- 2	0- 1	9- 5				
2- 4	0- 1	0- 0	HOME	0- 1	0- 1	2- 1				
7- 5	0- 0	0- 1	AWAY	0- 1	0- 0	7- 3				
0- 1	0- 0	0- 0	NEUTRAL	0- 0	0- 0	0- 1				
5- 5	0- 0	0- 1	NON-CONFERENCE	0- 0	0- 1	5- 3				
1- 1	0- 0	0- 0	HOME	0- 0	0- 1	1- 0				
4- 3	0- 0	0- 1	AWAY	0- 0	0- 0	4- 2				
0- 1	0- 0	0- 0	NEUTRAL	0- 0	0- 0	0- 1				
4- 5	0- 1	0- 0	CONFERENCE	0- 2	0- 0	4- 2				
1- 3	0- 1	0- 0	HOME	0- 1	0- 0	1- 1				
3- 2	0- 0	0- 0	AWAY	0- 1	0- 0	3- 1				
0- 0	0- 0	0- 0	NEUTRAL	0- 0	0- 0	0- 0				

RPI 1-25				RPI 26-50				RPI 51-100				RPI 101+ Team's RPI: 173			
RPI	S	Opponent	Score	RPI	S	Opponent	Score	RPI	S	Opponent	Score	RPI	S	Opponent	Score
19	H	Drake	68 70	41	A	Butler	49 72	80	A	Missouri St.	58 71	131	H	IUPUI	59 64
								81	H	UNI	51 71	152	N	UC Irvine	61 77
												158	A	Southern Ill.	61 58
												170	H	Bradley	45 61
												189	A	Illinois	57 75
												196	H	Illinois St.	59 44
												199	A	Saint Louis	60 56
												211	A	Loyola Chicago	54 56
												218	A	Southeast Mo. St.	62 51
												225	A	Marshall	62 53
												278	A	Eastern Ill.	39 63
												291	A	Valparaiso	86 82
												333	H	UIC	60 53
												337	A	Evansville	76 69
												340	A	Grand Canyon	88 81
LAST 12 Division I GAMES:															
81	H	UNI	51 71	337	A	Evansville	76 69								
19	H	Drake	68 70	158	A	Southern Ill.	61 58								
211	A	Loyola Chicago	54 56	80	A	Missouri St.	58 71								
291	A	Valparaiso	86 82	278	A	Eastern Ill.	39 63								
170	H	Bradley	45 61	41	A	Butler	49 72								
196	H	Illinois St.	59 44	333	H	UIC	60 53								

Non-Div I Games: Davenport 79 43

Indiana St.

■ Loss,
 ■ Non-Conf,
 ■ S Site,
 ■ H Home
 ■ A Away
 N Neutral

Average RPI Win: 178	WON-LOST	WINNING	LAST 10	STRENGTH OF	OPP. STRENGTH	TEAM	ADJ.	CONF.	ADJ CONF.
Average RPI Loss: 174	RECORD	PCT. RANK	GAMES	SCHEDULE	OF SCHEDULE	RPI	RPI	RPI	RPI
DIV. I ONLY	1- 20	349	0- 1	154	218	329	329	27	27
DIV. I NON-CONF.	1- 10	330	0- 0	65	110	278	278	28	28
TOTALS	RPI 1-25	RPI 26-50	W-L RECORDS	RPI 51-100	RPI 101-150	RPI 150+			
1- 20	0- 1	0- 1	OVERALL	0- 4	0- 3	1- 11			
1- 11	0- 1	0- 0	HOME	0- 2	0- 2	1- 6			
0- 9	0- 0	0- 1	AWAY	0- 2	0- 1	0- 5			
0- 0	0- 0	0- 0	NEUTRAL	0- 0	0- 0	0- 0			
1- 10	0- 1	0- 1	NON-CONFERENCE	0- 3	0- 2	1- 3			
1- 5	0- 1	0- 0	HOME	0- 1	0- 2	1- 1			
0- 5	0- 0	0- 1	AWAY	0- 2	0- 0	0- 2			
0- 0	0- 0	0- 0	NEUTRAL	0- 0	0- 0	0- 0			
0- 10	0- 0	0- 0	CONFERENCE	0- 1	0- 1	0- 8			
0- 6	0- 0	0- 0	HOME	0- 1	0- 0	0- 5			
0- 4	0- 0	0- 0	AWAY	0- 0	0- 1	0- 3			
0- 0	0- 0	0- 0	NEUTRAL	0- 0	0- 0	0- 0			

RPI 1-25				RPI 26-50				RPI 51-100				RPI 101+ Team's RPI: 329			
RPI	S	Opponent	Score	RPI	S	Opponent	Score	RPI	S	Opponent	Score	RPI	S	Opponent	Score
21	H	Central Mich.	39 82	49	A	Bucknell	43 81	66	H	Quinnipiac	39 76	126	H	St. John's (NY)	35 61
								83	H	Penn	43 66	144	H	Fordham	40 57
								84	A	Toledo	38 84	149	A	Marist	36 76
								93	A	Kansas	44 75	162	H	Stony Brook	51 53
												178	H	George Washington	52 43
												185	A	Temple	39 59
												201	H	Rider	58 66
												231	A	Hofstra	49 74
												237	A	Niagara	53 72
												237	H	Niagara	46 58
												239	H	Monmouth	38 55
												265	A	Siena	47 59
												270	H	Canisius	40 48
												309	H	Fairfield	42 55
												326	A	Manhattan	33 55
LAST 12 Division I GAMES:															
				66	H	Quinnipiac	39 76	237	A	Niagara	53 72				
				309	H	Fairfield	42 55	270	H	Canisius	40 48				
				149	A	Marist	36 76	265	A	Siena	47 59				
				326	A	Manhattan	33 55	239	H	Monmouth	38 55				
				201	H	Rider	58 66	144	H	Fordham	40 57				
				237	H	Niagara	46 58	162	H	Stony Brook	51 53				

Non-Div I Games:

Iona

■ Loss,
■ Non-Conf, S Site,
■ Home
■ Away
N Neutral

Average RPI Win: 117		WON-LOST	WINNING	LAST 10	STRENGTH OF		OPP. STRENGTH	TEAM	ADJ.	CONF.	ADJ CONF.
Average RPI Loss: 30		RECORD	PCT. RANK	GAMES	SCHEDULE		OF SCHEDULE	RPI	RPI	RPI	RPI
DIV. I ONLY		16- 5	44	0- 1	10		37	13	13	4	4
DIV. I NON-CONF.		9- 2	43	0- 1	14		46	10	10	6	6
<hr/>											
TOTALS	RPI 1-25	RPI 26-50		W-L RECORDS		RPI 51-100		RPI 101-150		RPI 150+	
16- 5	3- 3	1- 1		OVERALL		4- 1		3- 0		5- 0	
11- 0	2- 0	1- 0		HOME		3- 0		1- 0		4- 0	
4- 4	1- 2	0- 1		AWAY		0- 1		2- 0		1- 0	
1- 1	0- 1	0- 0		NEUTRAL		1- 0		0- 0		0- 0	
9- 2	2- 2	0- 0		NON-CONFERENCE		2- 0		2- 0		3- 0	
6- 0	1- 0	0- 0		HOME		1- 0		1- 0		3- 0	
2- 1	1- 1	0- 0		AWAY		0- 0		1- 0		0- 0	
1- 1	0- 1	0- 0		NEUTRAL		1- 0		0- 0		0- 0	
7- 3	1- 1	1- 1		CONFERENCE		2- 1		1- 0		2- 0	
5- 0	1- 0	1- 0		HOME		2- 0		0- 0		1- 0	
2- 3	0- 1	0- 1		AWAY		0- 1		1- 0		1- 0	
0- 0	0- 0	0- 0		NEUTRAL		0- 0		0- 0		0- 0	

RPI	S	Opponent	Score	RPI	S	Opponent	Score	RPI	S	Opponent	Score	RPI	S	Opponent	Score
1	A	Notre Dame	71 105	42	A	Purdue	57 62	62	A	Michigan	81 90	117	A	Western Ky.	104 67
10	H	Iowa St.	73 70	42	H	Purdue	72 58	62	H	Michigan	75 61	131	H	IUPUI	72 58
14	H	Rutgers	72 66					68	N	West Virginia	84 81	139	A	Minnesota	81 63
19	A	Drake	91 82					81	H	UNI	83 57	171	H	Wisconsin	71 53
22	N	Florida St.	67 71					90	H	Nebraska	77 71	184	H	Oral Roberts	90 77
25	A	Michigan St.	70 84									189	A	Illinois	94 75
												214	H	Robert Morris	92 63
												346	H	N.C. Central	106 39
LAST 12 Division I GAMES:															
62	A	Michigan	81 90	22	N	Florida St.	67 71								
42	H	Purdue	72 58	42	A	Purdue	57 62								
14	H	Rutgers	72 66	171	H	Wisconsin	71 53								
189	A	Illinois	94 75	90	H	Nebraska	77 71								
62	H	Michigan	75 61	25	A	Michigan St.	70 84								
139	A	Minnesota	81 63	19	A	Drake	91 82								

Non-Div I Games:

Iowa

Average RPI Win:	105	WON-LOST	WINNING	LAST 10	STRENGTH OF	OPP. STRENGTH	TEAM	ADJ.	CONF.	ADJ CONF.
Average RPI Loss:	30	RECORD	PCT. RANK	GAMES	SCHEDULE	OF SCHEDULE	RPI	RPI	RPI	RPI
DIV. I ONLY	17- 5	38	3- 0	2	44	10	10	3	3	
DIV. I NON-CONF.	10- 2	37	3- 0	12	83	9	9	3	3	
TOTALS	RPI 1-25	RPI 26-50	W-L RECORDS	RPI 51-100	RPI 101-150	RPI 150+				
17- 5	2- 2	1- 2	OVERALL	8- 1	2- 0	4- 0				
13- 1	2- 0	1- 1	HOME	5- 0	2- 0	3- 0				
3- 4	0- 2	0- 1	AWAY	3- 1	0- 0	0- 0				
1- 0	0- 0	0- 0	NEUTRAL	0- 0	0- 0	1- 0				
10- 2	2- 1	1- 1	NON-CONFERENCE	3- 0	0- 0	4- 0				
9- 0	2- 0	1- 0	HOME	3- 0	0- 0	3- 0				
0- 2	0- 1	0- 1	AWAY	0- 0	0- 0	0- 0				
1- 0	0- 0	0- 0	NEUTRAL	0- 0	0- 0	1- 0				
7- 3	0- 1	0- 1	CONFERENCE	5- 1	2- 0	0- 0				
4- 1	0- 0	0- 1	HOME	2- 0	2- 0	0- 0				
3- 2	0- 1	0- 0	AWAY	3- 1	0- 0	0- 0				
0- 0	0- 0	0- 0	NEUTRAL	0- 0	0- 0	0- 0				

RPI	S	Opponent	Score	RPI	S	Opponent	Score	RPI	S	Opponent	Score	RPI	S	Opponent	Score
3	A	Baylor	69 84	31	H	Texas	62 64	51	H	Auburn	67 64	142	H	Texas Tech	105 66
13	A	Iowa	70 73	36	A	South Dakota	59 64	53	H	TCU	92 54	145	H	Oklahoma	104 78
19	H	Drake	86 81	49	H	Bucknell	86 61	55	A	Kansas St.	81 52	190	N	Eastern Mich.	85 59
24	H	Miami (FL)	75 52					55	H	Kansas St.	96 58	198	H	Prairie View	94 46
								61	H	Arkansas	91 82	232	H	North Dakota	87 35
								68	A	West Virginia	64 73	237	H	Niagara	95 35
								89	A	Oklahoma St.	84 71				
								93	A	Kansas	82 73				
								100	H	Northern Ill.	70 60				
LAST 12 Division I GAMES:															
51	H	Auburn	67 64	100	H	Northern Ill.	70 60								
24	H	Miami (FL)	75 52	145	H	Oklahoma	104 78								
55	A	Kansas St.	81 52	68	A	West Virginia	64 73								
142	H	Texas Tech	105 66	31	H	Texas	62 64								
89	A	Oklahoma St.	84 71	53	H	TCU	92 54								
3	A	Baylor	69 84	93	A	Kansas	82 73								

Non-Div I Games:

Iowa St.

Average RPI Win:	295	WON-LOST	WINNING	LAST 10	STRENGTH OF	OPP. STRENGTH	TEAM	ADJ.	CONF.	ADJ CONF.
Average RPI Loss:	184	RECORD	PCT. RANK	GAMES	SCHEDULE	OF SCHEDULE	RPI	RPI	RPI	RPI
DIV. I ONLY	5- 12	283	1- 0	310	291	302	302	29	29	
DIV. I NON-CONF.	2- 7	288	0- 0	183	244	280	280	27	27	
TOTALS	RPI 1-25	RPI 26-50	W-L RECORDS	RPI 51-100	RPI 101-150	RPI 150+				
5- 12	0- 1	0- 0	OVERALL	0- 1	0- 2	5- 8				
3- 2	0- 0	0- 0	HOME	0- 0	0- 0	3- 2				
1- 9	0- 1	0- 0	AWAY	0- 1	0- 1	1- 6				
1- 1	0- 0	0- 0	NEUTRAL	0- 0	0- 1	1- 0				
2- 7	0- 1	0- 0	NON-CONFERENCE	0- 1	0- 2	2- 3				
1- 1	0- 0	0- 0	HOME	0- 0	0- 0	1- 1				
0- 5	0- 1	0- 0	AWAY	0- 1	0- 1	0- 2				
1- 1	0- 0	0- 0	NEUTRAL	0- 0	0- 1	1- 0				
3- 5	0- 0	0- 0	CONFERENCE	0- 0	0- 0	3- 5				
2- 1	0- 0	0- 0	HOME	0- 0	0- 0	2- 1				
1- 4	0- 0	0- 0	AWAY	0- 0	0- 0	1- 4				
0- 0	0- 0	0- 0	NEUTRAL	0- 0	0- 0	0- 0				

RPI S	Opponent	Score	RPI S	Opponent	Score	RPI S	Opponent	Score	RPI S	Opponent	Score	Team's RPI: 302
8	A Mississippi St.	38 105				61	A Arkansas	57 76	112	A UT Arlington	63 99	
									150	N Akron	57 74	
									179	H Southern U.	74 76	
									181	A Grambling	77 74	
									198	A Prairie View	57 76	
									213	A Memphis	67 68	
									219	A Alabama St.	67 74	
									242	A Louisiana	61 68	
									247	A Texas Southern	67 76	
									274	H Southeastern La.	45 50	
									292	H Central Ark.	65 56	
									299	A Alabama A&M	55 58	
									320	H Mississippi Val.	87 56	
									333	N UIC	72 57	
									350	H Alcorn	88 66	
LAST 12 Division I GAMES:												
181	A Grambling	77 74	320	H Mississippi Val.	87 56							
247	A Texas Southern	67 76	299	A Alabama A&M	55 58							
198	A Prairie View	57 76	61	A Arkansas	57 76							
179	H Southern U.	74 76	333	N UIC	72 57							
350	H Alcorn	88 66	150	N Akron	57 74							
219	A Alabama St.	67 74	274	H Southeastern La.	45 50							

Non-Div I Games: Spring Hill 105 57 Millsaps 88 38

Jackson St.

Loss, Non-Conf, S Site, H Home A Away N Neutral

Jacksonville

Through Games Of Feb. 2, 2019

Average RPI Win:	286	WON-LOST	WINNING	LAST 10	STRENGTH OF	OPP. STRENGTH	TEAM	ADJ.	CONF.	ADJ CONF.
Average RPI Loss:	161	RECORD	PCT. RANK	GAMES	SCHEDULE	OF SCHEDULE	RPI	RPI	RPI	RPI
DIV. I ONLY	8- 11	221	0- 1	237	308	215	215	24	24	
DIV. I NON-CONF.	4- 6	212	0- 0	166	309	193	193	26	26	
TOTALS	RPI 1-25	RPI 26-50	W-L RECORDS	RPI 51-100	RPI 101-150	RPI 150+				
8- 11	0- 2	0- 0	OVERALL	0- 2	0- 1	8- 6				
2- 4	0- 0	0- 0	HOME	0- 0	0- 0	2- 4				
6- 5	0- 2	0- 0	AWAY	0- 1	0- 1	6- 1				
0- 2	0- 0	0- 0	NEUTRAL	0- 1	0- 0	0- 1				
4- 6	0- 2	0- 0	NON-CONFERENCE	0- 1	0- 1	4- 2				
1- 1	0- 0	0- 0	HOME	0- 0	0- 0	1- 1				
3- 3	0- 2	0- 0	AWAY	0- 0	0- 1	3- 0				
0- 2	0- 0	0- 0	NEUTRAL	0- 1	0- 0	0- 1				
4- 5	0- 0	0- 0	CONFERENCE	0- 1	0- 0	4- 4				
1- 3	0- 0	0- 0	HOME	0- 0	0- 0	1- 3				
3- 2	0- 0	0- 0	AWAY	0- 1	0- 0	3- 1				
0- 0	0- 0	0- 0	NEUTRAL	0- 0	0- 0	0- 0				

RPI 1-25				RPI 26-50				RPI 51-100				RPI 101+ Team's RPI: 215			
RPI	S	Opponent	Score	RPI	S	Opponent	Score	RPI	S	Opponent	Score	RPI	S	Opponent	Score
20	A	Texas A&M	53 73					64	N	Old Dominion	76 78	106	A	Penn St.	61 80
22	A	Florida St.	46 79					92	A	FGCU	58 82	151	H	Mercer	71 66
												155	H	North Ala.	59 62
												228	A	Liberty	64 52
												228	H	Liberty	75 85
												230	H	Stetson	56 69
												259	H	Bethune-Cookman	56 58
												281	A	North Florida	80 72
												294	A	Kennesaw St.	55 75
												299	N	Alabama A&M	60 65
												308	A	NJIT	61 56
												316	A	FIU	73 62
												324	H	Lipscomb	62 47
												331	A	Charleston So.	68 58
												349	A	Savannah St.	68 58
LAST 12 Division I GAMES:															
230	H	Stetson	56 69	92	A	FGCU	58 82								
228	H	Liberty	75 85	294	A	Kennesaw St.	55 75								
281	A	North Florida	80 72	324	H	Lipscomb	62 47								
308	A	NJIT	61 56	151	H	Mercer	71 66								
155	H	North Ala.	59 62	316	A	FIU	73 62								
228	A	Liberty	64 52	299	N	Alabama A&M	60 65								

Non-Div I Games: Webber Int'l 73 39 Edward Waters 100 48 Warner 105 55

Jacksonville

Loss, Non-Conf, S Site, H Home A Away N Neutral

Average RPI Win:	278	WON-LOST	WINNING	LAST 10	STRENGTH OF	OPP. STRENGTH	TEAM	ADJ.	CONF.	ADJ CONF.
Average RPI Loss:	125	RECORD	PCT. RANK	GAMES	SCHEDULE	OF SCHEDULE	RPI	RPI	RPI	RPI
DIV. I ONLY	9- 11	198	0- 1	252	211	223	223	21	21	
DIV. I NON-CONF.	5- 5	162	0- 1	258	183	198	198	20	20	
TOTALS	RPI 1-25	RPI 26-50	W-L RECORDS	RPI 51-100	RPI 101-150	RPI 150+				
9- 11	0- 0	0- 0	OVERALL	0- 5	0- 4	9- 2				
3- 6	0- 0	0- 0	HOME	0- 3	0- 1	3- 2				
6- 3	0- 0	0- 0	AWAY	0- 1	0- 2	6- 0				
0- 2	0- 0	0- 0	NEUTRAL	0- 1	0- 1	0- 0				
5- 5	0- 0	0- 0	NON-CONFERENCE	0- 3	0- 2	5- 0				
1- 2	0- 0	0- 0	HOME	0- 2	0- 0	1- 0				
4- 1	0- 0	0- 0	AWAY	0- 0	0- 1	4- 0				
0- 2	0- 0	0- 0	NEUTRAL	0- 1	0- 1	0- 0				
4- 6	0- 0	0- 0	CONFERENCE	0- 2	0- 2	4- 2				
2- 4	0- 0	0- 0	HOME	0- 1	0- 1	2- 2				
2- 2	0- 0	0- 0	AWAY	0- 1	0- 1	2- 0				
0- 0	0- 0	0- 0	NEUTRAL	0- 0	0- 0	0- 0				

RPI 1-25			RPI 26-50			RPI 51-100			RPI 101+			Team's RPI: 223
RPI	S	Opponent	Score	RPI	S	Opponent	Score	RPI	S	Opponent	Score	
						54 H Miami (OH)	41 58	115 N Washington St.	51 64			
						60 A Belmont	52 66	118 A Morehead St.	55 66			
						60 H Belmont	41 64	140 H Tennessee Tech	49 66			
						65 N Harvard	62 69	142 A Texas Tech	58 71			
						95 H Troy	63 89	153 H Georgia St.	61 56			
								205 A Ole Miss	60 49			
								233 H SIUE	47 51			
								278 H Eastern Ill.	78 49			
								283 H Austin Peay	67 56			
								288 H Murray St.	59 64			
								290 A Tennessee St.	62 52			
								299 A Alabama A&M	55 48			
								322 A Eastern Ky.	53 44			
								324 A Lipscomb	58 46			
								348 A Florida A&M	62 31			
LAST 12 Division I GAMES:												
283 H		Austin Peay	67 56	115 N		Washington St.	51 64					
288 H		Murray St.	59 64	233 H		SIUE	47 51					
118 A		Morehead St.	55 66	278 H		Eastern Ill.	78 49					
322 A		Eastern Ky.	53 44	290 A		Tennessee St.	62 52					
140 H		Tennessee Tech	49 66	60 A		Belmont	52 66					
60 H		Belmont	41 64	95 H		Troy	63 89					

Non-Div I Games: Montevallo 84 52

Jacksonville St.

■ Loss,
 ■ Non-Conf, S Site,
 ■ Home
 ■ Away
 N Neutral

Average RPI Win:	186	WON-LOST	WINNING	LAST 10	STRENGTH OF	OPP. STRENGTH	TEAM	ADJ.	CONF.	ADJ CONF.
Average RPI Loss:	112	RECORD	PCT. RANK	GAMES	SCHEDULE	OF SCHEDULE	RPI	RPI	RPI	RPI
DIV. I ONLY	15- 4	32	1- 0	158	128	47	47	10	10	
DIV. I NON-CONF.	8- 3	72	0- 0	180	144	64	64	11	11	
TOTALS	RPI 1-25	RPI 26-50	W-L RECORDS	RPI 51-100	RPI 101-150	RPI 150+				
15- 4	0- 1	0- 0	OVERALL	1- 0	5- 2	9- 1				
9- 0	0- 0	0- 0	HOME	1- 0	4- 0	4- 0				
6- 4	0- 1	0- 0	AWAY	0- 0	1- 2	5- 1				
0- 0	0- 0	0- 0	NEUTRAL	0- 0	0- 0	0- 0				
8- 3	0- 1	0- 0	NON-CONFERENCE	0- 0	3- 1	5- 1				
5- 0	0- 0	0- 0	HOME	0- 0	3- 0	2- 0				
3- 3	0- 1	0- 0	AWAY	0- 0	0- 1	3- 1				
0- 0	0- 0	0- 0	NEUTRAL	0- 0	0- 0	0- 0				
7- 1	0- 0	0- 0	CONFERENCE	1- 0	2- 1	4- 0				
4- 0	0- 0	0- 0	HOME	1- 0	1- 0	2- 0				
3- 1	0- 0	0- 0	AWAY	0- 0	1- 1	2- 0				
0- 0	0- 0	0- 0	NEUTRAL	0- 0	0- 0	0- 0				

RPI 1-25				RPI 26-50				RPI 51-100				RPI 101+			
RPI	S	Opponent	Score	RPI	S	Opponent	Score	RPI	S	Opponent	Score	RPI	S	Opponent	Score
18	A	Maryland	63 87					76	H	Northeastern	84 49	102	H	Georgetown	69 57
												104	A	Drexel	51 35
												107	A	Wake Forest	49 50
												114	H	Dayton	68 55
												126	H	St. John's (NY)	64 51
												133	A	UNCW	63 66
												143	H	William & Mary	65 48
												168	A	Delaware	68 43
												178	H	George Washington	50 37
												188	A	Hampton	65 72
												192	H	Elon	82 30
												214	A	Robert Morris	59 36
												228	A	Liberty	74 53
												231	H	Hofstra	77 54
												275	H	Winthrop	56 39
												293	A	Col. of Charleston	91 50
												347	A	Delaware St.	103 57
LAST 12 Division I GAMES:															
143	H	William & Mary	65 48	192	H	Elon	82 30								
293	A	Col. of Charleston	91 50	168	A	Delaware	68 43								
133	A	UNCW	63 66	214	A	Robert Morris	59 36								
76	H	Northeastern	84 49	126	H	St. John's (NY)	64 51								
231	H	Hofstra	77 54	107	A	Wake Forest	49 50								
104	A	Drexel	51 35	18	A	Maryland	63 87								

Non-Div I Games:

James Madison

■ Loss,
■ Non-Conf, S Site,
■ Home
■ Away
N Neutral

Kansas

Through Games Of Feb. 2, 2019

Average RPI Win:	178	WON-LOST	WINNING	LAST 10	STRENGTH OF	OPP. STRENGTH	TEAM	ADJ.	CONF.	ADJ CONF.
Average RPI Loss:	60	RECORD	PCT. RANK	GAMES	SCHEDULE	OF SCHEDULE	RPI	RPI	RPI	RPI
DIV. I ONLY	12- 7	101	1- 0	91	49	93	93	3	3	
DIV. I NON-CONF.	10- 1	17	1- 0	238	162	47	47	3	3	
TOTALS	RPI 1-25	RPI 26-50	W-L RECORDS	RPI 51-100	RPI 101-150	RPI 150+				
12- 7	0- 2	0- 1	OVERALL	3- 3	2- 1	7- 0				
8- 3	0- 2	0- 0	HOME	0- 1	1- 0	7- 0				
2- 4	0- 0	0- 1	AWAY	2- 2	0- 1	0- 0				
2- 0	0- 0	0- 0	NEUTRAL	1- 0	1- 0	0- 0				
10- 1	0- 0	0- 0	NON-CONFERENCE	2- 1	1- 0	7- 0				
7- 0	0- 0	0- 0	HOME	0- 0	0- 0	7- 0				
1- 1	0- 0	0- 0	AWAY	1- 1	0- 0	0- 0				
2- 0	0- 0	0- 0	NEUTRAL	1- 0	1- 0	0- 0				
2- 6	0- 2	0- 1	CONFERENCE	1- 2	1- 1	0- 0				
1- 3	0- 2	0- 0	HOME	0- 1	1- 0	0- 0				
1- 3	0- 0	0- 1	AWAY	1- 1	0- 1	0- 0				
0- 0	0- 0	0- 0	NEUTRAL	0- 0	0- 0	0- 0				

RPI S	Opponent	Score	RPI S	Opponent	Score	RPI S	Opponent	Score	RPI S	Opponent	Score
3	H Baylor	68 94	31	A Texas	43 62	53	A TCU	53 58	115	N Washington St.	71 63
10	H Iowa St.	73 82				55	A Kansas St.	61 54	142	A Texas Tech	66 69
						58	A LSU	68 61	145	H Oklahoma	88 79
						85	N Northwestern	66 57	181	H Grambling	76 45
						89	H Oklahoma St.	62 72	184	H Oral Roberts	70 58
						90	A Nebraska	52 58	194	H George Mason	77 56
									216	H UMKC	67 55
									271	H Vermont	77 36
									299	H Alabama A&M	65 54
									329	H Iona	75 44
LAST 12 Division I GAMES:											
145	H Oklahoma	88 79	85	N Northwestern	66 57						
53	A TCU	53 58	142	A Texas Tech	66 69						
31	A Texas	43 62	10	H Iowa St.	73 82						
89	H Oklahoma St.	62 72	271	H Vermont	77 36						
3	H Baylor	68 94	115	N Washington St.	71 63						
55	A Kansas St.	61 54	181	H Grambling	76 45						

Non-Div I Games:

Kansas

Loss, Non-Conf, S Site, H Home A Away N Neutral

Average RPI Win:	145	WON-LOST	WINNING	LAST 10	STRENGTH OF	OPP. STRENGTH	TEAM	ADJ.	CONF.	ADJ CONF.
Average RPI Loss:	33	RECORD	PCT. RANK	GAMES	SCHEDULE	OF SCHEDULE	RPI	RPI	RPI	RPI
DIV. I ONLY	13- 9	120	0- 1	28	12	55	55	3	3	
DIV. I NON-CONF.	9- 3	61	0- 0	90	32	49	49	3	3	
TOTALS	RPI 1-25	RPI 26-50	W-L RECORDS	RPI 51-100	RPI 101-150	RPI 150+				
13- 9	0- 5	1- 1	OVERALL	5- 3	2- 0	5- 0				
10- 3	0- 1	1- 0	HOME	3- 2	1- 0	5- 0				
2- 3	0- 2	0- 0	AWAY	1- 1	1- 0	0- 0				
1- 3	0- 2	0- 1	NEUTRAL	1- 0	0- 0	0- 0				
9- 3	0- 2	0- 1	NON-CONFERENCE	4- 0	0- 0	5- 0				
7- 0	0- 0	0- 0	HOME	2- 0	0- 0	5- 0				
1- 0	0- 0	0- 0	AWAY	1- 0	0- 0	0- 0				
1- 3	0- 2	0- 1	NEUTRAL	1- 0	0- 0	0- 0				
4- 6	0- 3	1- 0	CONFERENCE	1- 3	2- 0	0- 0				
3- 3	0- 1	1- 0	HOME	1- 2	1- 0	0- 0				
1- 3	0- 2	0- 0	AWAY	0- 1	1- 0	0- 0				
0- 0	0- 0	0- 0	NEUTRAL	0- 0	0- 0	0- 0				

RPI 1-25				RPI 26-50				RPI 51-100 Team's RPI: 55				RPI 101+			
RPI	S	Opponent	Score	RPI	S	Opponent	Score	RPI	S	Opponent	Score	RPI	S	Opponent	Score
3	A	Baylor	50 65	31	H	Texas	87 69	53	H	TCU	47 61	142	A	Texas Tech	66 62
9	N	Syracuse	61 70	34	N	DePaul	59 79	68	A	West Virginia	30 60	145	H	Oklahoma	86 56
10	A	Iowa St.	58 96					72	H	Lamar University	73 55	167	H	Vanderbilt	72 61
10	H	Iowa St.	52 81					77	N	Princeton	80 61	177	H	North Texas	60 42
16	N	Arizona St.	51 65					81	H	UNI	72 62	216	H	UMKC	61 50
								82	A	Little Rock	53 47	292	H	Central Ark.	70 54
								89	H	Oklahoma St.	59 48	311	H	Omaha	61 46
								93	H	Kansas	54 61				
LAST 12 Division I GAMES:															
53	H	TCU	47 61	10	H	Iowa St.	52 81								
68	A	West Virginia	30 60	3	A	Baylor	50 65								
89	H	Oklahoma St.	59 48	145	H	Oklahoma	86 56								
142	A	Texas Tech	66 62	10	A	Iowa St.	58 96								
31	H	Texas	87 69	81	H	UNI	72 62								
93	H	Kansas	54 61	292	H	Central Ark.	70 54								

Non-Div I Games:

Kansas St.

■ Loss,
■ Non-Conf, S Site,
■ Home
■ Away
N Neutral

Average RPI Win:	269	WON-LOST	WINNING	LAST 10	STRENGTH OF	OPP. STRENGTH	TEAM	ADJ.	CONF.	ADJ CONF.
Average RPI Loss:	176	RECORD	PCT. RANK	GAMES	SCHEDULE	OF SCHEDULE	RPI	RPI	RPI	RPI
DIV. I ONLY	4- 15	311	0- 1	162	314	294	294	24	24	
DIV. I NON-CONF.	3- 9	271	0- 0	150	303	272	272	26	26	
TOTALS	RPI 1-25	RPI 26-50	W-L RECORDS	RPI 51-100	RPI 101-150	RPI 150+				
4- 15	0- 1	0- 1	OVERALL	0- 2	0- 1	4- 10				
3- 3	0- 0	0- 0	HOME	0- 1	0- 0	3- 2				
0- 8	0- 0	0- 1	AWAY	0- 0	0- 1	0- 6				
1- 4	0- 1	0- 0	NEUTRAL	0- 1	0- 0	1- 2				
3- 9	0- 1	0- 1	NON-CONFERENCE	0- 1	0- 1	3- 5				
2- 0	0- 0	0- 0	HOME	0- 0	0- 0	2- 0				
0- 5	0- 0	0- 1	AWAY	0- 0	0- 1	0- 3				
1- 4	0- 1	0- 0	NEUTRAL	0- 1	0- 0	1- 2				
1- 6	0- 0	0- 0	CONFERENCE	0- 1	0- 0	1- 5				
1- 3	0- 0	0- 0	HOME	0- 1	0- 0	1- 2				
0- 3	0- 0	0- 0	AWAY	0- 0	0- 0	0- 3				
0- 0	0- 0	0- 0	NEUTRAL	0- 0	0- 0	0- 0				

RPI 1-25			RPI 26-50			RPI 51-100			RPI 101+ Team's RPI: 294		
RPI	S	Opponent	Score	RPI	S	Opponent	Score	RPI	S	Opponent	Score
25	N	Michigan St.	51 75	43	A	Georgia Tech	35 60	73	N	Idaho St.	49 60
								92	H	FGCU	46 69
								119	A	Seton Hall	80 102
								151	A	Mercer	48 64
								153	A	Georgia St.	73 79
								155	A	North Ala.	55 80
								215	H	Jacksonville	75 55
								221	A	East Carolina	56 68
								228	H	Liberty	61 67
								230	A	Stetson	69 76
								243	H	Furman	74 63
								259	N	Bethune-Cookman	61 64
								273	H	Ga. Southern	78 59
								281	H	North Florida	60 71
								301	N	UMBC	53 57
								308	A	NJIT	60 66
								346	N	N.C. Central	78 54
LAST 12 Division I GAMES:											
281	H	North Florida	60 71	230	A	Stetson	69 76				
155	A	North Ala.	55 80	346	N	N.C. Central	78 54				
92	H	FGCU	46 69	259	N	Bethune-Cookman	61 64				
228	H	Liberty	61 67	43	A	Georgia Tech	35 60				
215	H	Jacksonville	75 55	153	A	Georgia St.	73 79				
308	A	NJIT	60 66	151	A	Mercer	48 64				

Non-Div I Games: Middle Ga. St. 80 70

Kennesaw St.

■ Loss,
■ Non-Conf,
■ S Site,
■ H Home
■ A Away
N Neutral

Average RPI Win:	197	WON-LOST	WINNING	LAST 10	STRENGTH OF	OPP. STRENGTH	TEAM	ADJ.	CONF.	ADJ CONF.
Average RPI Loss:	72	RECORD	PCT. RANK	GAMES	SCHEDULE	OF SCHEDULE	RPI	RPI	RPI	RPI
DIV. I ONLY	10- 8	138	1- 0	51	121	74	74	8	8	
DIV. I NON-CONF.	6- 4	125	0- 0	130	175	93	93	8	8	
TOTALS	RPI 1-25	RPI 26-50	W-L RECORDS	RPI 51-100	RPI 101-150	RPI 150+				
10- 8	0- 2	0- 2	OVERALL	2- 2	2- 1	6- 1				
6- 2	0- 1	0- 0	HOME	1- 0	2- 1	3- 0				
4- 6	0- 1	0- 2	AWAY	1- 2	0- 0	3- 1				
0- 0	0- 0	0- 0	NEUTRAL	0- 0	0- 0	0- 0				
6- 4	0- 1	0- 1	NON-CONFERENCE	0- 1	1- 1	5- 0				
3- 1	0- 0	0- 0	HOME	0- 0	1- 1	2- 0				
3- 3	0- 1	0- 1	AWAY	0- 1	0- 0	3- 0				
0- 0	0- 0	0- 0	NEUTRAL	0- 0	0- 0	0- 0				
4- 4	0- 1	0- 1	CONFERENCE	2- 1	1- 0	1- 1				
3- 1	0- 1	0- 0	HOME	1- 0	1- 0	1- 0				
1- 3	0- 0	0- 1	AWAY	1- 1	0- 0	0- 1				
0- 0	0- 0	0- 0	NEUTRAL	0- 0	0- 0	0- 0				

RPI 1-25				RPI 26-50				RPI 51-100				RPI 101+			
RPI	S	Opponent	Score	RPI	S	Opponent	Score	RPI	S	Opponent	Score	RPI	S	Opponent	Score
6	A	NC State	61 78	29	A	North Carolina	60 73	54	A	Miami (OH)	63 79	125	H	Youngstown St.	62 34
21	H	Central Mich.	75 82	44	A	Ohio	81 83	84	A	Toledo	58 47	148	H	Duquesne	72 77
								88	A	Wright St.	55 61	150	H	Akron	73 58
								100	H	Northern Ill.	87 78	182	A	Ball St.	44 48
												190	H	Eastern Mich.	71 64
												206	A	St. Bonaventure	76 64
												214	A	Robert Morris	54 46
												280	H	Northern Ky.	62 61
												308	A	NJIT	57 40
												310	H	Oakland	75 65
LAST 12 Division I GAMES:															
54	A	Miami (OH)	63 79	150	H	Akron	73 58								
182	A	Ball St.	44 48	190	H	Eastern Mich.	71 64								
21	H	Central Mich.	75 82	308	A	NJIT	57 40								
44	A	Ohio	81 83	206	A	St. Bonaventure	76 64								
84	A	Toledo	58 47	214	A	Robert Morris	54 46								
100	H	Northern Ill.	87 78	88	A	Wright St.	55 61								

Non-Div I Games: Clarion 92 38

Kent St.

■ Loss,
 ■ Non-Conf,
 ■ S Site,
 ■ H Home
 ■ A Away
 N Neutral

Average RPI Win:	142	WON-LOST	WINNING	LAST 10	STRENGTH OF	OPP. STRENGTH	TEAM	ADJ.	CONF.	ADJ CONF.
Average RPI Loss:	50	RECORD	PCT. RANK	GAMES	SCHEDULE	OF SCHEDULE	RPI	RPI	RPI	RPI
DIV. I ONLY	17- 5	38	0- 1	55	31	30	30	5	5	
DIV. I NON-CONF.	13- 1	9	0- 0	117	62	18	18	5	5	
TOTALS	RPI 1-25	RPI 26-50	W-L RECORDS	RPI 51-100	RPI 101-150	RPI 150+				
17- 5	0- 4	3- 0	OVERALL	3- 0	3- 0	8- 1				
12- 2	0- 1	1- 0	HOME	1- 0	3- 0	7- 1				
2- 3	0- 3	0- 0	AWAY	2- 0	0- 0	0- 0				
3- 0	0- 0	2- 0	NEUTRAL	0- 0	0- 0	1- 0				
13- 1	0- 1	2- 0	NON-CONFERENCE	1- 0	3- 0	7- 0				
10- 0	0- 0	0- 0	HOME	1- 0	3- 0	6- 0				
0- 1	0- 1	0- 0	AWAY	0- 0	0- 0	0- 0				
3- 0	0- 0	2- 0	NEUTRAL	0- 0	0- 0	1- 0				
4- 4	0- 3	1- 0	CONFERENCE	2- 0	0- 0	1- 1				
2- 2	0- 1	1- 0	HOME	0- 0	0- 0	1- 1				
2- 2	0- 2	0- 0	AWAY	2- 0	0- 0	0- 0				
0- 0	0- 0	0- 0	NEUTRAL	0- 0	0- 0	0- 0				

RPI 1-25				RPI 26-50				Team's RPI: 30	RPI 51-100				RPI 101+			
RPI	S	Opponent	Score	RPI	S	Opponent	Score		RPI	S	Opponent	Score	RPI	S	Opponent	Score
2	A	Louisville	75 80	29	N	North Carolina	85 75		56	A	Tennessee	73 71	105	H	Virginia	63 51
8	A	Mississippi St.	71 86	35	H	Missouri	52 41		58	A	LSU	64 60	118	H	Morehead St.	87 57
17	H	South Carolina	70 74	48	N	UCLA	75 74		59	H	Middle Tenn.	72 55	127	H	High Point	71 49
20	A	Texas A&M	71 73										157	N	South Fla.	85 63
													167	H	Vanderbilt	77 55
													179	H	Southern U.	91 41
													200	H	Rhode Island	75 52
													205	H	Ole Miss	49 55
													219	H	Alabama St.	87 35
													241	H	Sacred Heart	71 43
													288	H	Murray St.	88 49
													334	H	Western Caro.	99 39
LAST 12 Division I GAMES:																
20	A	Texas A&M	71 73	17	H	South Carolina	70 74									
35	H	Missouri	52 41	167	H	Vanderbilt	77 55									
58	A	LSU	64 60	241	H	Sacred Heart	71 43									
205	H	Ole Miss	49 55	288	H	Murray St.	88 49									
56	A	Tennessee	73 71	334	H	Western Caro.	99 39									
8	A	Mississippi St.	71 86	59	H	Middle Tenn.	72 55									

Non-Div I Games:

Kentucky

■ Loss,
■ Non-Conf, S Site,
■ Home
■ Away
N Neutral

Average RPI Win:	319	WON-LOST	WINNING	LAST 10	STRENGTH OF	OPP. STRENGTH	TEAM	ADJ.	CONF.	ADJ CONF.
Average RPI Loss:	262	RECORD	PCT. RANK	GAMES	SCHEDULE	OF SCHEDULE	RPI	RPI	RPI	RPI
DIV. I ONLY	1- 19	347	0- 1	344	350	351	351	31	31	
DIV. I NON-CONF.	1- 10	330	0- 0	339	346	351	351	31	31	
TOTALS	RPI 1-25	RPI 26-50	W-L RECORDS	RPI 51-100	RPI 101-150	RPI 150+				
1- 19	0- 0	0- 0	OVERALL	0- 1	0- 1	1- 17				
1- 7	0- 0	0- 0	HOME	0- 0	0- 0	1- 7				
0- 11	0- 0	0- 0	AWAY	0- 1	0- 1	0- 9				
0- 1	0- 0	0- 0	NEUTRAL	0- 0	0- 0	0- 1				
1- 10	0- 0	0- 0	NON-CONFERENCE	0- 1	0- 1	1- 8				
1- 3	0- 0	0- 0	HOME	0- 0	0- 0	1- 3				
0- 6	0- 0	0- 0	AWAY	0- 1	0- 1	0- 4				
0- 1	0- 0	0- 0	NEUTRAL	0- 0	0- 0	0- 1				
0- 9	0- 0	0- 0	CONFERENCE	0- 0	0- 0	0- 9				
0- 4	0- 0	0- 0	HOME	0- 0	0- 0	0- 4				
0- 5	0- 0	0- 0	AWAY	0- 0	0- 0	0- 5				
0- 0	0- 0	0- 0	NEUTRAL	0- 0	0- 0	0- 0				

RPI 1-25				RPI 26-50				RPI 51-100				RPI 101+				Team's RPI: 351	
RPI	S	Opponent	Score	RPI	S	Opponent	Score	RPI	S	Opponent	Score	RPI	S	Opponent	Score		
								62	A	Michigan	38	83	136	A	Lehigh	38	72
												152	N	UC Irvine	71	84	
												204	H	Saint Francis (PA)	66	80	
												214	H	Robert Morris	37	89	
												241	A	Sacred Heart	53	75	
												244	A	Mt. St. Mary's	45	61	
												256	H	St. Francis Brooklyn	67	79	
												297	A	Central Conn. St.	57	63	
												298	A	Bryant	62	69	
												300	H	Army West Point	42	57	
												304	H	UMass Lowell	64	69	
												308	H	NJIT	51	72	
												309	A	Fairfield	43	71	
												315	A	Saint Peter's	59	86	
												319	H	Lafayette	55	50	
												326	A	Manhattan	46	61	
												328	A	Wagner	62	72	
												340	A	Grand Canyon	62	65	
												343	H	Fairleigh Dickinson	52	69	
LAST 12 Division I GAMES:																	
				297	A	Central Conn. St.	57	63	328	A	Wagner	62	72				
				244	A	Mt. St. Mary's	45	61	241	A	Sacred Heart	53	75				
				256	H	St. Francis Brooklyn	67	79	298	A	Bryant	62	69				
				343	H	Fairleigh Dickinson	52	69	319	H	Lafayette	55	50				
				214	H	Robert Morris	37	89	136	A	Lehigh	38	72				
				204	H	Saint Francis (PA)	66	80	308	H	NJIT	51	72				

Non-Div I Games:

LIU Brooklyn

■ Loss,
 ■ Non-Conf,
 ■ S Site,
 ■ H Home
 ■ A Away
 N Neutral

Average RPI Win:	162	WON-LOST	WINNING	LAST 10	STRENGTH OF	OPP. STRENGTH	TEAM	ADJ.	CONF.	ADJ CONF.
Average RPI Loss:	56	RECORD	PCT. RANK	GAMES	SCHEDULE	OF SCHEDULE	RPI	RPI	RPI	RPI
DIV. I ONLY	12- 8	116	0- 1	26	70	58	58	5	5	
DIV. I NON-CONF.	9- 3	61	0- 0	72	158	59	59	5	5	
TOTALS	RPI 1-25	RPI 26-50	W-L RECORDS	RPI 51-100	RPI 101-150	RPI 150+				
12- 8	2- 3	0- 1	OVERALL	1- 2	2- 2	7- 0				
8- 5	1- 2	0- 1	HOME	1- 1	1- 1	5- 0				
4- 3	1- 1	0- 0	AWAY	0- 1	1- 1	2- 0				
0- 0	0- 0	0- 0	NEUTRAL	0- 0	0- 0	0- 0				
9- 3	1- 1	0- 0	NON-CONFERENCE	1- 1	1- 1	6- 0				
7- 2	0- 0	0- 0	HOME	1- 1	1- 1	5- 0				
2- 1	1- 1	0- 0	AWAY	0- 0	0- 0	1- 0				
0- 0	0- 0	0- 0	NEUTRAL	0- 0	0- 0	0- 0				
3- 5	1- 2	0- 1	CONFERENCE	0- 1	1- 1	1- 0				
1- 3	1- 2	0- 1	HOME	0- 0	0- 0	0- 0				
2- 2	0- 0	0- 0	AWAY	0- 1	1- 1	1- 0				
0- 0	0- 0	0- 0	NEUTRAL	0- 0	0- 0	0- 0				

RPI 1-25				RPI 26-50				RPI 51-100				RPI 101+			
RPI	S	Opponent	Score	RPI	S	Opponent	Score	RPI	S	Opponent	Score	RPI	S	Opponent	Score
8	H	Mississippi St.	35 68	30	H	Kentucky	60 64	56	A	Tennessee	65 74	109	A	Georgia	50 63
14	A	Rutgers	43 57					82	H	Little Rock	60 45	111	A	Alabama	62 56
17	H	South Carolina	53 76					93	H	Kansas	61 68	116	H	Northern Colo.	62 57
20	H	Texas A&M	63 52									122	H	Tulane	54 56
22	A	Florida St.	58 45									157	H	South Fla.	78 49
												191	H	Nicholls St.	76 44
												205	A	Ole Miss	55 41
												207	H	Sam Houston St.	66 52
												242	A	Louisiana	76 54
												274	H	Southeastern La.	72 52
												314	H	McNeese	86 36
LAST 12 Division I GAMES:															
56	A	Tennessee	65 74	8	H	Mississippi St.	35 68								
111	A	Alabama	62 56	109	A	Georgia	50 63	157	H	South Fla.	78 49	274	H	Southeastern La.	72 52
30	H	Kentucky	60 64	205	A	Ole Miss	55 41	242	A	Louisiana	76 54	191	H	Nicholls St.	76 44
17	H	South Carolina	53 76	20	H	Texas A&M	63 52								

Non-Div I Games:

LSU

■ Loss,
■ Non-Conf,
■ S Site,
■ H Home
■ A Away
N Neutral

Average RPI Win:	227	WON-LOST	WINNING	LAST 10	STRENGTH OF	OPP. STRENGTH	TEAM	ADJ.	CONF.	ADJ CONF.
Average RPI Loss:	145	RECORD	PCT. RANK	GAMES	SCHEDULE	OF SCHEDULE	RPI	RPI	RPI	RPI
DIV. I ONLY	3- 19	331	0- 1	99	189	286	286	17	17	
DIV. I NON-CONF.	3- 11	292	0- 0	66	222	221	221	16	16	
TOTALS	RPI 1-25	RPI 26-50	W-L RECORDS	RPI 51-100	RPI 101-150	RPI 150+				
3- 19	0- 0	0- 2	OVERALL	0- 3	1- 7	2- 7				
1- 8	0- 0	0- 0	HOME	0- 0	0- 4	1- 4				
0- 11	0- 0	0- 2	AWAY	0- 3	0- 3	0- 3				
2- 0	0- 0	0- 0	NEUTRAL	0- 0	1- 0	1- 0				
3- 11	0- 0	0- 2	NON-CONFERENCE	0- 3	1- 3	2- 3				
1- 3	0- 0	0- 0	HOME	0- 0	0- 2	1- 1				
0- 8	0- 0	0- 2	AWAY	0- 3	0- 1	0- 2				
2- 0	0- 0	0- 0	NEUTRAL	0- 0	1- 0	1- 0				
0- 8	0- 0	0- 0	CONFERENCE	0- 0	0- 4	0- 4				
0- 5	0- 0	0- 0	HOME	0- 0	0- 2	0- 3				
0- 3	0- 0	0- 0	AWAY	0- 0	0- 2	0- 1				
0- 0	0- 0	0- 0	NEUTRAL	0- 0	0- 0	0- 0				

RPI S	Opponent	Score	RPI S	Opponent	Score	RPI S	Opponent	Score	RPI S	Opponent	Score	Team's RPI: 286
38	A Oregon St.	46 100	40	A Villanova	68 81	65	A Harvard	43 88	104	H Drexel	43 58	
						83	A Penn	34 65	114	A Dayton	45 84	
						91	A Providence	47 77	121	A Towson	68 92	
									124	A VCU	38 68	
									126	H St. John's (NY)	57 83	
									135	N Pepperdine	62 55	
									144	H Fordham	54 65	
									148	H Duquesne	62 66	
									178	H George Washington	59 67	
									185	A Temple	47 75	
									202	H Massachusetts	60 74	
									214	A Robert Morris	39 67	
									226	H Howard	54 57	
									267	H Norfolk St.	62 52	
									269	H Richmond	60 74	
									280	N Northern Ky.	74 56	
									285	A Saint Joseph's	57 60	
LAST 12 Division I GAMES:												
269	H Richmond	60 74	144	H Fordham	54 65							
148	H Duquesne	62 66	114	A Dayton	45 84							
285	A Saint Joseph's	57 60	185	A Temple	47 75							
178	H George Washington	59 67	91	A Providence	47 77							
202	H Massachusetts	60 74	135	N Pepperdine	62 55							
124	A VCU	38 68	280	N Northern Ky.	74 56							

Non-Div I Games:

La Salle

■ Loss,
■ Non-Conf,
■ S Site,
■ H Home
■ A Away
N Neutral

La.-Monroe

Through Games Of Feb. 2, 2019

Average RPI Win:	311	WON-LOST	WINNING	LAST 10	STRENGTH OF	OPP. STRENGTH	TEAM	ADJ.	CONF.	ADJ CONF.
Average RPI Loss:	180	RECORD	PCT. RANK	GAMES	SCHEDULE	OF SCHEDULE	RPI	RPI	RPI	RPI
DIV. I ONLY	5- 13	288	0- 1	319	239	313	313	13	13	
DIV. I NON-CONF.	4- 5	190	0- 0	350	329	323	323	15	15	
TOTALS	RPI 1-25	RPI 26-50	W-L RECORDS	RPI 51-100	RPI 101-150	RPI 150+				
5- 13	0- 0	0- 0	OVERALL	0- 2	0- 3	5- 8				
3- 4	0- 0	0- 0	HOME	0- 0	0- 1	3- 3				
2- 9	0- 0	0- 0	AWAY	0- 2	0- 2	2- 5				
0- 0	0- 0	0- 0	NEUTRAL	0- 0	0- 0	0- 0				
4- 5	0- 0	0- 0	NON-CONFERENCE	0- 0	0- 1	4- 4				
2- 1	0- 0	0- 0	HOME	0- 0	0- 0	2- 1				
2- 4	0- 0	0- 0	AWAY	0- 0	0- 1	2- 3				
0- 0	0- 0	0- 0	NEUTRAL	0- 0	0- 0	0- 0				
1- 8	0- 0	0- 0	CONFERENCE	0- 2	0- 2	1- 4				
1- 3	0- 0	0- 0	HOME	0- 0	0- 1	1- 2				
0- 5	0- 0	0- 0	AWAY	0- 2	0- 1	0- 2				
0- 0	0- 0	0- 0	NEUTRAL	0- 0	0- 0	0- 0				

RPI 1-25				RPI 26-50				RPI 51-100				RPI 101+				Team's RPI: 313	
RPI	S	Opponent	Score	RPI	S	Opponent	Score	RPI	S	Opponent	Score	RPI	S	Opponent	Score		
								82	A	Little Rock	44	63	108	A	South Alabama	49	77
								95	A	Troy	56	78	137	H	Appalachian St.	58	80
													142	A	Texas Tech	42	86
													153	H	Georgia St.	41	56
													183	A	Arkansas St.	54	64
													187	H	Coastal Caro.	54	79
													191	H	Nicholls St.	54	55
													203	A	SMU	38	49
													242	A	Louisiana	45	52
													273	H	Ga. Southern	58	57
													274	A	Southeastern La.	42	49
													312	A	New Orleans	57	44
													314	H	McNeese	69	60
													320	H	Mississippi Val.	72	65
													335	A	Northwestern St.	63	55
													339	A	Houston Baptist	60	68
LAST 12 Division I GAMES:																	
				187	H	Coastal Caro.	54	79		137	H	Appalachian St.	58	80			
				108	A	South Alabama	49	77		183	A	Arkansas St.	54	64			
				95	A	Troy	56	78		82	A	Little Rock	44	63			
				242	A	Louisiana	45	52		339	A	Houston Baptist	60	68			
				153	H	Georgia St.	41	56		274	A	Southeastern La.	42	49			
				273	H	Ga. Southern	58	57		191	H	Nicholls St.	54	55			

Non-Div I Games: LSU-Alexandria 93 62 Ark.-Monticello 70 39

La.-Monroe

Loss, Non-Conf, S Site, H Home A Away N Neutral

Lafayette

Through Games Of Feb. 2, 2019

Average RPI Win:	260	WON-LOST	WINNING	LAST 10	STRENGTH OF	OPP. STRENGTH	TEAM	ADJ.	CONF.	ADJ CONF.
Average RPI Loss:	228	RECORD	PCT. RANK	GAMES	SCHEDULE	OF SCHEDULE	RPI	RPI	RPI	RPI
DIV. I ONLY	7- 14	259	0- 1	337	302	319	319	19	19	
DIV. I NON-CONF.	5- 6	177	0- 1	351	341	336	336	22	22	
TOTALS	RPI 1-25	RPI 26-50	W-L RECORDS	RPI 51-100	RPI 101-150	RPI 150+				
7- 14	0- 0	0- 1	OVERALL	0- 0	0- 2	7- 11				
5- 5	0- 0	0- 1	HOME	0- 0	0- 1	5- 3				
2- 8	0- 0	0- 0	AWAY	0- 0	0- 1	2- 7				
0- 1	0- 0	0- 0	NEUTRAL	0- 0	0- 0	0- 1				
5- 6	0- 0	0- 0	NON-CONFERENCE	0- 0	0- 0	5- 6				
3- 2	0- 0	0- 0	HOME	0- 0	0- 0	3- 2				
2- 3	0- 0	0- 0	AWAY	0- 0	0- 0	2- 3				
0- 1	0- 0	0- 0	NEUTRAL	0- 0	0- 0	0- 1				
2- 8	0- 0	0- 1	CONFERENCE	0- 0	0- 2	2- 5				
2- 3	0- 0	0- 1	HOME	0- 0	0- 1	2- 1				
0- 5	0- 0	0- 0	AWAY	0- 0	0- 1	0- 4				
0- 0	0- 0	0- 0	NEUTRAL	0- 0	0- 0	0- 0				

RPI 1-25			RPI 26-50			RPI 51-100			RPI 101+			Team's RPI: 319
RPI	S	Opponent	Score	RPI	S	Opponent	Score	RPI	S	Opponent	Score	
				49	H	Bucknell	47 56					
								103	A	American	45 60	
								136	H	Lehigh	43 70	
								165	H	Boston U.	44 47	
								168	N	Delaware	47 65	
								209	A	Holy Cross	53 56	
								209	H	Holy Cross	73 63	
								217	H	Navy	55 42	
								229	A	Colgate	49 60	
								238	H	Albany (NY)	67 66	
								239	H	Monmouth	73 69	
								246	H	Binghamton	59 50	
								251	H	Cornell	59 62	
								289	A	Fla. Atlantic	49 53	
								295	A	Loyola Maryland	50 62	
								300	A	Army West Point	50 65	
								315	H	Saint Peter's	60 62	
								326	A	Manhattan	49 60	
								328	A	Wagner	66 43	
								343	A	Fairleigh Dickinson	63 57	
								351	A	LIU Brooklyn	50 55	
LAST 12 Division I GAMES:												
209	A	Holy Cross	53 56	168	N	Delaware	47 65					
165	H	Boston U.	44 47	49	H	Bucknell	47 56					
103	A	American	45 60	229	A	Colgate	49 60					
217	H	Navy	55 42	209	H	Holy Cross	73 63					
295	A	Loyola Maryland	50 62	136	H	Lehigh	43 70					
300	A	Army West Point	50 65	351	A	LIU Brooklyn	50 55					

Non-Div I Games:

Lafayette

Loss, Non-Conf, S Site, H Home A Away N Neutral

Lamar University

Through Games Of Feb. 2, 2019

Average RPI Win:	238	WON-LOST	WINNING	LAST 10	STRENGTH OF	OPP. STRENGTH	TEAM	ADJ.	CONF.	ADJ CONF.
Average RPI Loss:	69	RECORD	PCT. RANK	GAMES	SCHEDULE	OF SCHEDULE	RPI	RPI	RPI	RPI
DIV. I ONLY	12- 4	47	0- 0	186	209	72	72	26	26	
DIV. I NON-CONF.	3- 4	199	0- 0	6	20	26	26	23	23	

TOTALS	RPI 1-25	RPI 26-50	W-L RECORDS	RPI 51-100	RPI 101-150	RPI 150+
12- 4	1- 1	0- 1	OVERALL	1- 1	0- 0	10- 1
6- 0	0- 0	0- 0	HOME	1- 0	0- 0	5- 0
6- 3	1- 1	0- 0	AWAY	0- 1	0- 0	5- 1
0- 1	0- 0	0- 1	NEUTRAL	0- 0	0- 0	0- 0
3- 4	1- 1	0- 1	NON-CONFERENCE	1- 1	0- 0	1- 1
1- 0	0- 0	0- 0	HOME	1- 0	0- 0	0- 0
2- 3	1- 1	0- 0	AWAY	0- 1	0- 0	1- 1
0- 1	0- 0	0- 1	NEUTRAL	0- 0	0- 0	0- 0
9- 0	0- 0	0- 0	CONFERENCE	0- 0	0- 0	9- 0
5- 0	0- 0	0- 0	HOME	0- 0	0- 0	5- 0
4- 0	0- 0	0- 0	AWAY	0- 0	0- 0	4- 0
0- 0	0- 0	0- 0	NEUTRAL	0- 0	0- 0	0- 0

RPI 1-25				RPI 26-50				RPI 51-100				RPI 101+			
RPI	S	Opponent	Score	RPI	S	Opponent	Score	RPI	S	Opponent	Score	RPI	S	Opponent	Score
8	A	Mississippi St.	53 104	44	N	Ohio	62 87	55	A	Kansas St.	55 73	169	A	Denver	110 117
20	A	Texas A&M	74 68					79	H	Pacific	82 66	191	H	Nicholls St.	78 65
												207	A	Sam Houston St.	83 72
												242	A	Louisiana	79 77
												260	H	A&M-Corpus Christi	76 58
												274	H	Southeastern La.	94 54
												292	H	Central Ark.	57 37
												312	A	New Orleans	79 57
												314	A	McNeese	64 62
												323	A	Incarinate Word	77 51
												339	H	Houston Baptist	63 50
LAST 12 Division I GAMES:															
191	H	Nicholls St.	78 65	314	A	McNeese	64 62								
207	A	Sam Houston St.	83 72	260	H	A&M-Corpus Christi	76 58								
323	A	Incarinate Word	77 51	339	H	Houston Baptist	63 50								
274	H	Southeastern La.	94 54	79	H	Pacific	82 66								
292	H	Central Ark.	57 37	55	A	Kansas St.	55 73								
312	A	New Orleans	79 57	20	A	Texas A&M	74 68								

Non-Div I Games: LeTourneau 104 27 Louisiana Col. 94 43 McMurry 100 37 Howard Payne 93 37
Lamar University

Loss, Non-Conf, S Site, H Home A Away N Neutral

Average RPI Win:	263	WON-LOST	WINNING	LAST 10	STRENGTH OF	OPP. STRENGTH	TEAM	ADJ.	CONF.	ADJ CONF.
Average RPI Loss:	86	RECORD	PCT. RANK	GAMES	SCHEDULE	OF SCHEDULE	RPI	RPI	RPI	RPI
DIV. I ONLY	14- 6	71	0- 1	216	239	136	136	19	19	
DIV. I NON-CONF.	7- 3	83	0- 1	218	245	152	152	22	22	
TOTALS	RPI 1-25	RPI 26-50	W-L RECORDS	RPI 51-100	RPI 101-150	RPI 150+				
14- 6	0- 1	0- 2	OVERALL	0- 0	0- 1	14- 2				
9- 3	0- 0	0- 1	HOME	0- 0	0- 1	9- 1				
5- 3	0- 1	0- 1	AWAY	0- 0	0- 0	5- 1				
0- 0	0- 0	0- 0	NEUTRAL	0- 0	0- 0	0- 0				
7- 3	0- 1	0- 1	NON-CONFERENCE	0- 0	0- 0	7- 1				
5- 2	0- 0	0- 1	HOME	0- 0	0- 0	5- 1				
2- 1	0- 1	0- 0	AWAY	0- 0	0- 0	2- 0				
0- 0	0- 0	0- 0	NEUTRAL	0- 0	0- 0	0- 0				
7- 3	0- 0	0- 1	CONFERENCE	0- 0	0- 1	7- 1				
4- 1	0- 0	0- 0	HOME	0- 0	0- 1	4- 0				
3- 2	0- 0	0- 1	AWAY	0- 0	0- 0	3- 1				
0- 0	0- 0	0- 0	NEUTRAL	0- 0	0- 0	0- 0				

RPI 1-25				RPI 26-50				RPI 51-100				RPI 101+ Team's RPI: 136			
RPI	S	Opponent	Score	RPI	S	Opponent	Score	RPI	S	Opponent	Score	RPI	S	Opponent	Score
1	A	Notre Dame	68 95	40	H	Villanova	48 70					103	H	American	53 61
				49	A	Bucknell	53 71					156	H	Charlotte	60 62
												165	A	Boston U.	45 58
												209	H	Holy Cross	64 55
												217	A	Navy	56 38
												217	H	Navy	66 55
												229	H	Colgate	86 58
												239	H	Monmouth	63 48
												241	H	Sacred Heart	70 66
												246	A	Binghamton	65 55
												251	H	Cornell	67 54
												267	H	Norfolk St.	62 41
												295	H	Loyola Maryland	51 42
												297	A	Central Conn. St.	88 62
												300	A	Army West Point	73 50
												319	A	Lafayette	70 43
												351	H	LIU Brooklyn	72 38
LAST 12 Division I GAMES:															
217	H	Navy	66 55	156	H	Charlotte	60 62								
295	H	Loyola Maryland	51 42	165	A	Boston U.	45 58								
300	A	Army West Point	73 50	209	H	Holy Cross	64 55								
229	H	Colgate	86 58	217	A	Navy	56 38								
103	H	American	53 61	319	A	Lafayette	70 43								
49	A	Bucknell	53 71	1	A	Notre Dame	68 95								

Non-Div I Games: Kutztown 73 39

Lehigh

■ Loss,
 ■ Non-Conf, S Site,
 ■ Home
 ■ Away
 N Neutral

Liberty

Through Games Of Feb. 2, 2019

Average RPI Win: 252	WON-LOST	WINNING	LAST 10	STRENGTH OF	OPP. STRENGTH	TEAM	ADJ.	CONF.	ADJ CONF.
Average RPI Loss: 168	RECORD	PCT. RANK	GAMES	SCHEDULE	OF SCHEDULE	RPI	RPI	RPI	RPI
DIV. I ONLY	8- 12	231	0- 1	244	230	228	228	24	24
DIV. I NON-CONF.	3- 9	271	0- 1	146	226	254	254	26	26
TOTALS	RPI 1-25	RPI 26-50	W-L RECORDS	RPI 51-100	RPI 101-150	RPI 150+			
8- 12	0- 1	0- 1	OVERALL	0- 2	1- 1	7- 7			
3- 3	0- 0	0- 1	HOME	0- 1	0- 0	3- 1			
4- 6	0- 0	0- 0	AWAY	0- 1	0- 1	4- 4			
1- 3	0- 1	0- 0	NEUTRAL	0- 0	1- 0	0- 2			
3- 9	0- 1	0- 1	NON-CONFERENCE	0- 1	1- 1	2- 5			
1- 2	0- 0	0- 1	HOME	0- 1	0- 0	1- 0			
1- 4	0- 0	0- 0	AWAY	0- 0	0- 1	1- 3			
1- 3	0- 1	0- 0	NEUTRAL	0- 0	1- 0	0- 2			
5- 3	0- 0	0- 0	CONFERENCE	0- 1	0- 0	5- 2			
2- 1	0- 0	0- 0	HOME	0- 0	0- 0	2- 1			
3- 2	0- 0	0- 0	AWAY	0- 1	0- 0	3- 1			
0- 0	0- 0	0- 0	NEUTRAL	0- 0	0- 0	0- 0			

RPI 1-25			RPI 26-50			RPI 51-100			RPI 101+ Team's RPI: 228		
RPI	S	Opponent	Score	RPI	S	Opponent	Score	RPI	S	Opponent	Score
15	N	UCF	45 53	47	H	James Madison	53 74	69	H	Virginia Tech	61 72
								92	A	FGCU	50 68
								130	A	Chattanooga	60 75
								148	N	Duquesne	55 51
								156	N	Charlotte	61 63
								204	H	Saint Francis (PA)	82 53
								215	A	Jacksonville	85 75
								215	H	Jacksonville	52 64
								221	A	East Carolina	63 66
								230	A	Stetson	52 69
								245	A	ETSU	89 86
								259	A	Bethune-Cookman	76 81
								267	N	Norfolk St.	53 66
								281	H	North Florida	69 53
								294	A	Kennesaw St.	67 61
								308	H	NJIT	58 47
								317	A	UNC Greensboro	45 48
								324	A	Lipscomb	77 60
LAST 12 Division I GAMES:											
308	H	NJIT	58 47	267	N	Norfolk St.	53 66				
324	A	Lipscomb	77 60	230	A	Stetson	52 69				
215	A	Jacksonville	85 75	92	A	FGCU	50 68				
281	H	North Florida	69 53	148	N	Duquesne	55 51				
294	A	Kennesaw St.	67 61	15	N	UCF	45 53				
215	H	Jacksonville	52 64	317	A	UNC Greensboro	45 48				

Non-Div I Games: West Chester 61 42

Liberty

Loss, Non-Conf, S Site, H Home A Away N Neutral

Average RPI Win:	295	WON-LOST	WINNING	LAST 10	STRENGTH OF	OPP. STRENGTH	TEAM	ADJ.	CONF.	ADJ CONF.
Average RPI Loss:	185	RECORD	PCT. RANK	GAMES	SCHEDULE	OF SCHEDULE	RPI	RPI	RPI	RPI
DIV. I ONLY	2- 19	343	0- 1	188	300	324	324	24	24	
DIV. I NON-CONF.	2- 11	316	0- 0	164	290	296	296	26	26	
TOTALS	RPI 1-25	RPI 26-50	W-L RECORDS	RPI 51-100	RPI 101-150	RPI 150+				
2- 19	0- 0	0- 1	OVERALL	0- 3	0- 4	2- 11				
1- 8	0- 0	0- 0	HOME	0- 0	0- 2	1- 6				
1- 11	0- 0	0- 1	AWAY	0- 3	0- 2	1- 5				
0- 0	0- 0	0- 0	NEUTRAL	0- 0	0- 0	0- 0				
2- 11	0- 0	0- 1	NON-CONFERENCE	0- 2	0- 4	2- 4				
1- 4	0- 0	0- 0	HOME	0- 0	0- 2	1- 2				
1- 7	0- 0	0- 1	AWAY	0- 2	0- 2	1- 2				
0- 0	0- 0	0- 0	NEUTRAL	0- 0	0- 0	0- 0				
0- 8	0- 0	0- 0	CONFERENCE	0- 1	0- 0	0- 7				
0- 4	0- 0	0- 0	HOME	0- 0	0- 0	0- 4				
0- 4	0- 0	0- 0	AWAY	0- 1	0- 0	0- 3				
0- 0	0- 0	0- 0	NEUTRAL	0- 0	0- 0	0- 0				

RPI S	Opponent	Score	RPI S	Opponent	Score	RPI S	Opponent	Score	RPI S	Opponent	Score	Team's RPI: 324
45	A Clemson	26 68	60	A Belmont	43 83	109	A Georgia	45 77				
			87	A Cincinnati	55 71	118	A Morehead St.	44 79				
			92	A FGCU	40 82	134	H UT Martin	53 62				
						140	H Tennessee Tech	52 67				
						155	H North Ala.	60 81				
						215	A Jacksonville	47 62				
						223	H Jacksonville St.	46 58				
						228	H Liberty	60 77				
						230	A Stetson	49 76				
						230	H Stetson	65 80				
						281	H North Florida	53 68				
						283	A Austin Peay	58 70				
						288	A Murray St.	61 97				
						290	H Tennessee St.	64 62				
						293	H Col. of Charleston	63 65				
						299	A Alabama A&M	62 58				
						308	A NJIT	67 80				
LAST 12 Division I GAMES:												
228	H Liberty	60 77	155	H North Ala.	60 81							
230	A Stetson	49 76	215	A Jacksonville	47 62							
92	A FGCU	40 82	118	A Morehead St.	44 79							
308	A NJIT	67 80	140	H Tennessee Tech	52 67							
230	H Stetson	65 80	109	A Georgia	45 77							
281	H North Florida	53 68	293	H Col. of Charleston	63 65							

Non-Div I Games:

Lipscomb

Little Rock

Through Games Of Feb. 2, 2019

Average RPI Win:	189	WON-LOST	WINNING	LAST 10	STRENGTH OF	OPP. STRENGTH	TEAM	ADJ.	CONF.	ADJ CONF.
Average RPI Loss:	59	RECORD	PCT. RANK	GAMES	SCHEDULE	OF SCHEDULE	RPI	RPI	RPI	RPI
DIV. I ONLY	12- 8	116	1- 0	57	100	82	82	13	13	
DIV. I NON-CONF.	4- 7	228	0- 0	39	17	129	129	15	15	
TOTALS	RPI 1-25	RPI 26-50	W-L RECORDS	RPI 51-100	RPI 101-150	RPI 150+				
12- 8	0- 2	0- 1	OVERALL	0- 4	3- 1	9- 0				
6- 5	0- 2	0- 1	HOME	0- 1	1- 1	5- 0				
6- 3	0- 0	0- 0	AWAY	0- 3	2- 0	4- 0				
0- 0	0- 0	0- 0	NEUTRAL	0- 0	0- 0	0- 0				
4- 7	0- 2	0- 1	NON-CONFERENCE	0- 3	0- 1	4- 0				
1- 5	0- 2	0- 1	HOME	0- 1	0- 1	1- 0				
3- 2	0- 0	0- 0	AWAY	0- 2	0- 0	3- 0				
0- 0	0- 0	0- 0	NEUTRAL	0- 0	0- 0	0- 0				
8- 1	0- 0	0- 0	CONFERENCE	0- 1	3- 0	5- 0				
5- 0	0- 0	0- 0	HOME	0- 0	1- 0	4- 0				
3- 1	0- 0	0- 0	AWAY	0- 1	2- 0	1- 0				
0- 0	0- 0	0- 0	NEUTRAL	0- 0	0- 0	0- 0				

RPI 1-25				RPI 26-50				RPI 51-100 Team's RPI: 82				RPI 101+			
RPI	S	Opponent	Score	RPI	S	Opponent	Score	RPI	S	Opponent	Score	RPI	S	Opponent	Score
8	H	Mississippi St.	63 98	39	H	Rice	65 79	55	H	Kansas St.	47 53	108	A	South Alabama	65 42
20	H	Texas A&M	40 61					58	A	LSU	45 60	112	H	UT Arlington	68 65
								80	A	Missouri St.	44 48	117	H	Western Ky.	56 68
								95	A	Troy	66 71	137	A	Appalachian St.	74 59
												154	A	Louisiana Tech	69 58
												160	A	Tulsa	63 53
												175	H	Texas St.	62 47
												183	H	Arkansas St.	68 55
												187	A	Coastal Caro.	60 47
												213	A	Memphis	63 60
												242	H	Louisiana	62 48
												289	H	Fla. Atlantic	61 38
												313	H	La.-Monroe	63 44
LAST 12 Division I GAMES:															
137	A	Appalachian St.	74 59	183	H	Arkansas St.	68 55								
187	A	Coastal Caro.	60 47	242	H	Louisiana	62 48								
112	H	UT Arlington	68 65	313	H	La.-Monroe	63 44								
175	H	Texas St.	62 47	80	A	Missouri St.	44 48								
108	A	South Alabama	65 42	213	A	Memphis	63 60								
95	A	Troy	66 71	160	A	Tulsa	63 53								

Non-Div I Games:

Little Rock

Loss, Non-Conf, S Site, H Home A Away N Neutral

Average RPI Win:	230	WON-LOST	WINNING	LAST 10	STRENGTH OF	OPP. STRENGTH	TEAM	ADJ.	CONF.	ADJ CONF.
Average RPI Loss:	140	RECORD	PCT. RANK	GAMES	SCHEDULE	OF SCHEDULE	RPI	RPI	RPI	RPI
DIV. I ONLY	6- 14	273	1- 0	155	177	248	248	22	22	
DIV. I NON-CONF.	3- 10	278	0- 0	106	151	251	251	21	21	
TOTALS	RPI 1-25	RPI 26-50	W-L RECORDS	RPI 51-100	RPI 101-150	RPI 150+				
6- 14	0- 1	0- 2	OVERALL	1- 3	0- 3	5- 5				
3- 8	0- 0	0- 1	HOME	1- 2	0- 1	2- 4				
3- 6	0- 1	0- 1	AWAY	0- 1	0- 2	3- 1				
0- 0	0- 0	0- 0	NEUTRAL	0- 0	0- 0	0- 0				
3- 10	0- 1	0- 2	NON-CONFERENCE	1- 2	0- 2	2- 3				
2- 6	0- 0	0- 1	HOME	1- 2	0- 0	1- 3				
1- 4	0- 1	0- 1	AWAY	0- 0	0- 2	1- 0				
0- 0	0- 0	0- 0	NEUTRAL	0- 0	0- 0	0- 0				
3- 4	0- 0	0- 0	CONFERENCE	0- 1	0- 1	3- 2				
1- 2	0- 0	0- 0	HOME	0- 0	0- 1	1- 1				
2- 2	0- 0	0- 0	AWAY	0- 1	0- 0	2- 1				
0- 0	0- 0	0- 0	NEUTRAL	0- 0	0- 0	0- 0				

RPI 1-25				RPI 26-50				RPI 51-100				RPI 101+ Team's RPI: 248			
RPI	S	Opponent	Score	RPI	S	Opponent	Score	RPI	S	Opponent	Score	RPI	S	Opponent	Score
4	A	Oregon	48 110	28	A	Utah	59 82	71	H	Arizona	43 70	110	A	Loyola Marymount	62 71
				50	H	Southern California	50 86	78	A	UC Davis	50 70	132	A	Montana St.	62 85
								81	H	UNI	64 71	146	H	CSUN	37 51
								98	H	Idaho	70 63	172	A	UC Riverside	63 45
												172	H	UC Riverside	59 73
												195	A	Utah St.	50 48
												240	H	Nevada	67 76
												253	A	Cal St. Fullerton	59 53
												254	H	San Diego	56 60
												287	H	California Baptist	83 85
												306	A	UC Santa Barbara	54 60
												321	H	Cal Poly	61 58
												340	H	Grand Canyon	57 50
LAST 12 Division I GAMES:															
78	A	UC Davis	50 70	253	A	Cal St. Fullerton	59 53								
146	H	CSUN	37 51	195	A	Utah St.	50 48								
172	H	UC Riverside	59 73	340	H	Grand Canyon	57 50								
306	A	UC Santa Barbara	54 60	110	A	Loyola Marymount	62 71								
321	H	Cal Poly	61 58	71	H	Arizona	43 70								
172	A	UC Riverside	63 45	254	H	San Diego	56 60								

Non-Div I Games:

Long Beach St.

■ Loss,
■ Non-Conf, S Site,
■ Home
■ Away
N Neutral

Average RPI Win: 220	WON-LOST	WINNING	LAST 10	STRENGTH OF	OPP. STRENGTH	TEAM	ADJ.	CONF.	ADJ CONF.
Average RPI Loss: 226	RECORD	PCT. RANK	GAMES	SCHEDULE	OF SCHEDULE	RPI	RPI	RPI	RPI
DIV. I ONLY	2- 17	336	1- 0	274	345	342	342	28	28
DIV. I NON-CONF.	1- 9	326	0- 0	203	336	335	335	29	29
TOTALS	RPI 1-25	RPI 26-50	W-L RECORDS	RPI 51-100	RPI 101-150	RPI 150+			
2- 17	0- 0	0- 0	OVERALL	0- 1	0- 3	2- 13			
2- 7	0- 0	0- 0	HOME	0- 0	0- 1	2- 6			
0- 9	0- 0	0- 0	AWAY	0- 1	0- 2	0- 6			
0- 1	0- 0	0- 0	NEUTRAL	0- 0	0- 0	0- 1			
1- 9	0- 0	0- 0	NON-CONFERENCE	0- 1	0- 2	1- 6			
1- 4	0- 0	0- 0	HOME	0- 0	0- 0	1- 4			
0- 4	0- 0	0- 0	AWAY	0- 1	0- 2	0- 1			
0- 1	0- 0	0- 0	NEUTRAL	0- 0	0- 0	0- 1			
1- 8	0- 0	0- 0	CONFERENCE	0- 0	0- 1	1- 7			
1- 3	0- 0	0- 0	HOME	0- 0	0- 1	1- 2			
0- 5	0- 0	0- 0	AWAY	0- 0	0- 0	0- 5			
0- 0	0- 0	0- 0	NEUTRAL	0- 0	0- 0	0- 0			

RPI S	Opponent	Score	RPI S	Opponent	Score	RPI S	Opponent	Score	RPI S	Opponent	Score	Team's RPI: 342
						69 A	Virginia Tech	39 93	120 H	Radford	34 68	
									124 A	VCU	55 84	
									133 A	UNCW	33 35	
									176 H	UMES	83 71	
									180 A	UNC Asheville	55 80	
									188 A	Hampton	40 66	
									190 H	Eastern Mich.	45 64	
									204 H	Saint Francis (PA)	88 91	
									221 N	East Carolina	52 61	
									249 H	Campbell	60 66	
									264 H	Gardner-Webb	85 79	
									267 A	Norfolk St.	42 74	
									275 A	Winthrop	69 77	
									284 H	Wofford	72 101	
									328 H	Wagner	60 86	
									331 H	Charleston So.	74 81	
									336 A	Presbyterian	66 81	
									338 A	USC Upstate	67 72	
LAST 12 Division I GAMES:												
249 H	Campbell	60 66	264 H	Gardner-Webb	85 79							
338 A	USC Upstate	67 72	336 A	Presbyterian	66 81							
180 A	UNC Asheville	55 80	275 A	Winthrop	69 77							
120 H	Radford	34 68	69 A	Virginia Tech	39 93							
188 A	Hampton	40 66	133 A	UNCW	33 35							
331 H	Charleston So.	74 81	221 N	East Carolina	52 61							

Non-Div I Games:

Longwood

■ Loss,
 ■ Non-Conf,
 ■ S Site,
 ■ H Home
 ■ A Away
 N Neutral

Louisiana

Through Games Of Feb. 2, 2019

Average RPI Win:	249	WON-LOST	WINNING	LAST 10	STRENGTH OF	OPP. STRENGTH	TEAM	ADJ.	CONF.	ADJ CONF.
Average RPI Loss:	131	RECORD	PCT. RANK	GAMES	SCHEDULE	OF SCHEDULE	RPI	RPI	RPI	RPI
DIV. I ONLY	6- 14	273	0- 1	108	195	242	242	13	13	
DIV. I NON-CONF.	2- 8	293	0- 0	153	189	275	275	15	15	
TOTALS	RPI 1-25	RPI 26-50	W-L RECORDS	RPI 51-100	RPI 101-150	RPI 150+				
6- 14	0- 1	0- 0	OVERALL	0- 5	1- 2	5- 6				
5- 5	0- 0	0- 0	HOME	0- 2	1- 1	4- 2				
1- 8	0- 1	0- 0	AWAY	0- 3	0- 1	1- 3				
0- 1	0- 0	0- 0	NEUTRAL	0- 0	0- 0	0- 1				
2- 8	0- 1	0- 0	NON-CONFERENCE	0- 3	0- 0	2- 4				
1- 3	0- 0	0- 0	HOME	0- 2	0- 0	1- 1				
1- 4	0- 1	0- 0	AWAY	0- 1	0- 0	1- 2				
0- 1	0- 0	0- 0	NEUTRAL	0- 0	0- 0	0- 1				
4- 6	0- 0	0- 0	CONFERENCE	0- 2	1- 2	3- 2				
4- 2	0- 0	0- 0	HOME	0- 0	1- 1	3- 1				
0- 4	0- 0	0- 0	AWAY	0- 2	0- 1	0- 1				
0- 0	0- 0	0- 0	NEUTRAL	0- 0	0- 0	0- 0				

RPI 1-25				RPI 26-50				RPI 51-100				RPI 101+ Team's RPI: 242			
RPI	S	Opponent	Score	RPI	S	Opponent	Score	RPI	S	Opponent	Score	RPI	S	Opponent	Score
8	A	Mississippi St.	36 104					51	A	Auburn	59 71	108	A	South Alabama	60 83
								58	H	LSU	54 76	112	H	UT Arlington	61 76
								72	H	Lamar University	77 79	137	H	Appalachian St.	73 55
								82	A	Little Rock	48 62	153	H	Georgia St.	57 54
								95	A	Troy	64 90	183	A	Arkansas St.	75 87
												187	H	Coastal Caro.	58 76
												205	A	Ole Miss	57 79
												207	H	Sam Houston St.	62 68
												210	A	UTRGV	60 75
												260	N	A&M-Corpus Christi	63 64
												273	H	Ga. Southern	59 48
												302	H	Jackson St.	68 61
												313	H	La.-Monroe	52 45
												314	A	McNeese	70 59
LAST 12 Division I GAMES:															
137	H	Appalachian St.	73 55	187	H	Coastal Caro.	58 76								
112	H	UT Arlington	61 76	153	H	Georgia St.	57 54								
95	A	Troy	64 90	82	A	Little Rock	48 62								
108	A	South Alabama	60 83	183	A	Arkansas St.	75 87								
313	H	La.-Monroe	52 45	8	A	Mississippi St.	36 104								
273	H	Ga. Southern	59 48	58	H	LSU	54 76								

Non-Div I Games: Dillard

69 72

Louisiana

Loss, Non-Conf, S Site, H Home A Away N Neutral

Team				Through Games Of Post-17, 2019					
Average RPI Win:	WON-LOST	WINNING	LAST 10	STRENGTH OF	OPP. STRENGTH	TEAM	ADJ.	CONF.	ADJ CONF.
Average RPI Loss: 121	RECORD	PCT. RANK	GAMES	SCHEDULE	OF SCHEDULE	RPI	RPI	RPI	RPI
DIV. I ONLY	11- 11	165	1- 0	135	127	154	154	14	14
DIV. I NON-CONF.	7- 5	132	1- 0	217	74	135	135	19	19
TOTALS	RPI 1-25	RPI 26-50	W-L RECORDS	RPI 51-100	RPI 101-150	RPI 150+			
11- 11	0- 1	0- 1	OVERALL	1- 4	2- 1	8- 4			
6- 4	0- 0	0- 1	HOME	1- 2	0- 0	5- 1			
4- 6	0- 1	0- 0	AWAY	0- 1	1- 1	3- 3			
1- 1	0- 0	0- 0	NEUTRAL	0- 1	1- 0	0- 0			
7- 5	0- 1	0- 0	NON-CONFERENCE	1- 2	1- 0	5- 2			
3- 1	0- 0	0- 0	HOME	1- 1	0- 0	2- 0			
3- 3	0- 1	0- 0	AWAY	0- 0	0- 0	3- 2			
1- 1	0- 0	0- 0	NEUTRAL	0- 1	1- 0	0- 0			
4- 6	0- 0	0- 1	CONFERENCE	0- 2	1- 1	3- 2			
3- 3	0- 0	0- 1	HOME	0- 1	0- 0	3- 1			
1- 3	0- 0	0- 0	AWAY	0- 1	1- 1	0- 1			
0- 0	0- 0	0- 0	NEUTRAL	0- 0	0- 0	0- 0			

RPI 1-25			
RPI	S	Opponent	Score
16	A	Arizona St.	44 80
RPI 26-50			
RPI	S	Opponent	Score
39	H	Rice	51 61
RPI 51-100			
RPI	S	Opponent	Score
59	A	Middle Tenn.	38 75
64	H	Old Dominion	59 70
80	N	Missouri St.	70 82
82	H	Little Rock	58 69
96	H	Houston	100 88
RPI 101+			
RPI	S	Opponent	Score
111	N	Alabama	79 62
117	A	Western Ky.	76 81
141	A	UAB	73 68
156	H	Charlotte	88 51
177	H	North Texas	54 65
183	A	Arkansas St.	80 70
205	H	Ole Miss	80 71
213	A	Memphis	66 50
216	A	UMKC	70 80
225	A	Marshall	88 90
261	A	Wichita St.	56 70
274	H	Southeastern La.	72 53
289	H	Fla. Atlantic	86 55
314	A	McNeese	89 48
316	H	FIU	90 72
Team's RPI: 154			
LAST 12 Division I GAMES:			
316	H	FIU	90 72
289	H	Fla. Atlantic	86 55
117	A	Western Ky.	76 81
225	A	Marshall	88 90
156	H	Charlotte	88 51
64	H	Old Dominion	59 70
111	N	Alabama	79 62
59	A	Middle Tenn.	38 75
141	A	UAB	73 68
39	H	Rice	51 61
177	H	North Texas	54 65
314	A	McNeese	89 48

Non-Div I Games: LSU-Alexandria 112 70

Louisiana Tech

■ Loss, ■ Non-Conf, S Site, H Home A Away N Neutral

Louisville

Through Games Of Feb. 2, 2019

Average RPI Win:	88	WON-LOST	WINNING	LAST 10	STRENGTH OF	OPP. STRENGTH	TEAM	ADJ.	CONF.	ADJ CONF.
Average RPI Loss:	1	RECORD	PCT. RANK	GAMES	SCHEDULE	OF SCHEDULE	RPI	RPI	RPI	RPI
DIV. I ONLY	21- 1	2	1- 0	13	1	2	2	1	1	
DIV. I NON-CONF.	13- 0	1	0- 0	17	27	2	2	1	1	
TOTALS	RPI 1-25	RPI 26-50	W-L RECORDS	RPI 51-100	RPI 101-150	RPI 150+				
21- 1	4- 1	4- 0	OVERALL	5- 0	6- 0	2- 0				
11- 0	1- 0	3- 0	HOME	2- 0	3- 0	2- 0				
8- 1	2- 1	1- 0	AWAY	2- 0	3- 0	0- 0				
2- 0	1- 0	0- 0	NEUTRAL	1- 0	0- 0	0- 0				
13- 0	3- 0	1- 0	NON-CONFERENCE	4- 0	3- 0	2- 0				
7- 0	1- 0	1- 0	HOME	2- 0	1- 0	2- 0				
4- 0	1- 0	0- 0	AWAY	1- 0	2- 0	0- 0				
2- 0	1- 0	0- 0	NEUTRAL	1- 0	0- 0	0- 0				
8- 1	1- 1	3- 0	CONFERENCE	1- 0	3- 0	0- 0				
4- 0	0- 0	2- 0	HOME	0- 0	2- 0	0- 0				
4- 1	1- 1	1- 0	AWAY	1- 0	1- 0	0- 0				
0- 0	0- 0	0- 0	NEUTRAL	0- 0	0- 0	0- 0				

RPI 1-25				Team's RPI: 2		RPI 26-50				RPI 51-100				RPI 101+					
RPI	S	Opponent	Score		RPI	S	Opponent	Score		RPI	S	Opponent	Score		RPI	S	Opponent	Score	
1	A	Notre Dame	68	82	29	H	North Carolina	73	66	54	H	Miami (OH)	95	73	105	H	Virginia	91	43
7	H	UConn	78	69	30	H	Kentucky	80	75	57	A	Boise St.	74	55	107	A	Wake Forest	73	49
16	N	Arizona St.	58	56	43	H	Georgia Tech	61	44	67	A	Duke	73	51	113	H	Pittsburgh	70	42
21	A	Central Mich.	72	68	45	A	Clemson	76	44	90	H	Nebraska	85	68	117	A	Western Ky.	102	80
22	A	Florida St.	68	49						97	N	Hartford	86	69	130	A	Chattanooga	75	49
															134	H	UT Martin	102	62
															280	H	Northern Ky.	92	59
															290	H	Tennessee St.	107	52
LAST 12 Division I GAMES:																			
					7	H	UConn	78	69	45	A	Clemson	76	44					
					113	H	Pittsburgh	70	42	1	A	Notre Dame	68	82					
					22	A	Florida St.	68	49	67	A	Duke	73	51					
					107	A	Wake Forest	73	49	29	H	North Carolina	73	66					
					105	H	Virginia	91	43	21	A	Central Mich.	72	68					
					43	H	Georgia Tech	61	44	280	H	Northern Ky.	92	59					

Average RPI Win:	285	WON-LOST	WINNING	LAST 10	STRENGTH OF	OPP. STRENGTH	TEAM	ADJ.	CONF.	ADJ CONF.
Average RPI Loss:	108	RECORD	PCT. RANK	GAMES	SCHEDULE	OF SCHEDULE	RPI	RPI	RPI	RPI
DIV. I ONLY	10- 9	151	1- 0	293	202	211	211	12	12	
DIV. I NON-CONF.	6- 5	143	0- 0	326	288	260	260	14	14	
TOTALS	RPI 1-25	RPI 26-50	W-L RECORDS	RPI 51-100	RPI 101-150	RPI 150+				
10- 9	0- 1	0- 2	OVERALL	0- 2	0- 1	10- 3				
8- 2	0- 0	0- 1	HOME	0- 0	0- 0	8- 1				
2- 7	0- 1	0- 1	AWAY	0- 2	0- 1	2- 2				
0- 0	0- 0	0- 0	NEUTRAL	0- 0	0- 0	0- 0				
6- 5	0- 0	0- 2	NON-CONFERENCE	0- 0	0- 1	6- 2				
4- 2	0- 0	0- 1	HOME	0- 0	0- 0	4- 1				
2- 3	0- 0	0- 1	AWAY	0- 0	0- 1	2- 1				
0- 0	0- 0	0- 0	NEUTRAL	0- 0	0- 0	0- 0				
4- 4	0- 1	0- 0	CONFERENCE	0- 2	0- 0	4- 1				
4- 0	0- 0	0- 0	HOME	0- 0	0- 0	4- 0				
0- 4	0- 1	0- 0	AWAY	0- 2	0- 0	0- 1				
0- 0	0- 0	0- 0	NEUTRAL	0- 0	0- 0	0- 0				

RPI 1-25				RPI 26-50				RPI 51-100				RPI 101+ Team's RPI: 211			
RPI	S	Opponent	Score	RPI	S	Opponent	Score	RPI	S	Opponent	Score	RPI	S	Opponent	Score
19	A	Drake	60 69	34	H	DePaul	76 102	80	A	Missouri St.	49 84	125	A	Youngstown St.	63 74
				42	A	Purdue	41 65	81	A	UNI	52 64	158	A	Southern Ill.	63 74
												173	H	Indiana St.	56 54
												196	H	Illinois St.	62 59
												216	H	UMKC	74 88
												220	A	Bowling Green	74 88
												233	H	SIUE	56 43
												282	A	Western Mich.	64 53
												291	H	Valparaiso	80 54
												330	H	Detroit Mercy	52 43
												331	H	Purdue Fort Wayne	81 67
												333	A	UIC	75 60
												337	H	Evansville	61 56
												344	H	Chicago St.	76 40
LAST 12 Division I GAMES:															
158	A	Southern Ill.	63 74	196	H	Illinois St.	62 59	34	H	DePaul	76 102	216	H	UMKC	74 88
80	A	Missouri St.	49 84	291	H	Valparaiso	80 54	42	A	Purdue	41 65	220	A	Bowling Green	74 88
173	H	Indiana St.	56 54	233	H	SIUE	56 43	282	A	Western Mich.	64 53	291	H	Valparaiso	80 54
337	H	Evansville	61 56	330	H	Detroit Mercy	52 43	331	H	Purdue Fort Wayne	81 67	333	A	UIC	75 60
81	A	UNI	52 64	337	H	Evansville	61 56	344	H	Chicago St.	76 40				
19	A	Drake	60 69												

Non-Div I Games:

Loyola Chicago

■ Loss,
 ■ Non-Conf,
 ■ S Site,
 ■ Home
 ■ A Away
 N Neutral

Average RPI Win:	286	WON-LOST	WINNING	LAST 10	STRENGTH OF	OPP. STRENGTH	TEAM	ADJ.	CONF.	ADJ CONF.
Average RPI Loss:	171	RECORD	PCT. RANK	GAMES	SCHEDULE	OF SCHEDULE	RPI	RPI	RPI	RPI
DIV. I ONLY	3- 18	327	0- 1	149	266	295	295	19	19	
DIV. I NON-CONF.	1- 10	330	0- 1	133	255	291	291	22	22	
TOTALS	RPI 1-25	RPI 26-50	W-L RECORDS	RPI 51-100	RPI 101-150	RPI 150+				
3- 18	0- 1	0- 1	OVERALL	0- 1	0- 5	3- 10				
2- 6	0- 0	0- 1	HOME	0- 0	0- 1	2- 4				
1- 11	0- 1	0- 0	AWAY	0- 0	0- 4	1- 6				
0- 1	0- 0	0- 0	NEUTRAL	0- 1	0- 0	0- 0				
1- 10	0- 1	0- 0	NON-CONFERENCE	0- 1	0- 3	1- 5				
0- 3	0- 0	0- 0	HOME	0- 0	0- 1	0- 2				
1- 6	0- 1	0- 0	AWAY	0- 0	0- 2	1- 3				
0- 1	0- 0	0- 0	NEUTRAL	0- 1	0- 0	0- 0				
2- 8	0- 0	0- 1	CONFERENCE	0- 0	0- 2	2- 5				
2- 3	0- 0	0- 1	HOME	0- 0	0- 0	2- 2				
0- 5	0- 0	0- 0	AWAY	0- 0	0- 2	0- 3				
0- 0	0- 0	0- 0	NEUTRAL	0- 0	0- 0	0- 0				

RPI 1-25			RPI 26-50			RPI 51-100			RPI 101+			Team's RPI: 295
RPI	S	Opponent	Score	RPI	S	Opponent	Score	RPI	S	Opponent	Score	
18	A	Maryland	48 83	49	H	Bucknell	57 75	86	N	Boston College	47 73	
LAST 12 Division I GAMES:												
300	H	Army West Point	70 51	285	A	Saint Joseph's	46 49	102	A	Georgetown	30 45	
136	A	Lehigh	42 51	209	A	Holy Cross	60 78	103	A	American	38 82	
229	A	Colgate	64 73	165	H	Boston U.	62 64	121	A	Towson	57 62	
49	H	Bucknell	57 75	300	A	Army West Point	57 69	136	A	Lehigh	42 51	
319	H	Lafayette	62 50	217	H	Navy	46 58	143	H	William & Mary	49 65	
103	A	American	38 82	239	A	Monmouth	75 67	165	H	Boston U.	62 64	
								194	A	George Mason	38 70	
								209	A	Holy Cross	60 78	
								217	H	Navy	46 58	
								224	A	Dartmouth	41 54	
								229	A	Colgate	64 73	
								239	A	Monmouth	75 67	
								244	H	Mt. St. Mary's	67 77	
								256	H	St. Francis Brooklyn	70 75	
								285	A	Saint Joseph's	46 49	
								300	A	Army West Point	57 69	
								300	H	Army West Point	70 51	
								319	H	Lafayette	62 50	

Non-Div I Games:

Loyola Maryland

■ Loss,
■ Non-Conf,
■ S Site,
■ H Home
■ A Away
N Neutral

Average RPI Win:	163	WON-LOST	WINNING	LAST 10	STRENGTH OF	OPP. STRENGTH	TEAM	ADJ.	CONF.	ADJ CONF.
Average RPI Loss:	109	RECORD	PCT. RANK	GAMES	SCHEDULE	OF SCHEDULE	RPI	RPI	RPI	RPI
DIV. I ONLY	13- 10	137	1- 0	74	105	110	110	7	7	
DIV. I NON-CONF.	7- 5	132	1- 0	110	157	107	107	7	7	
<hr/>										
TOTALS	RPI 1-25	RPI 26-50	W-L RECORDS	RPI 51-100	RPI 101-150	RPI 150+				
13- 10	0- 1	2- 3	OVERALL	3- 1	1- 1	7- 4				
8- 3	0- 1	2- 0	HOME	1- 0	0- 0	5- 2				
5- 4	0- 0	0- 1	AWAY	2- 1	1- 1	2- 1				
0- 3	0- 0	0- 2	NEUTRAL	0- 0	0- 0	0- 1				
7- 5	0- 0	1- 2	NON-CONFERENCE	2- 0	1- 0	3- 3				
4- 1	0- 0	1- 0	HOME	1- 0	0- 0	2- 1				
3- 1	0- 0	0- 0	AWAY	1- 0	1- 0	1- 1				
0- 3	0- 0	0- 2	NEUTRAL	0- 0	0- 0	0- 1				
6- 5	0- 1	1- 1	CONFERENCE	1- 1	0- 1	4- 1				
4- 2	0- 1	1- 0	HOME	0- 0	0- 0	3- 1				
2- 3	0- 0	0- 1	AWAY	1- 1	0- 1	1- 0				
0- 0	0- 0	0- 0	NEUTRAL	0- 0	0- 0	0- 0				

RPI 1-25				RPI 26-50				RPI 51-100				RPI 101+ Team's RPI: 110			
RPI	S	Opponent	Score	RPI	S	Opponent	Score	RPI	S	Opponent	Score	RPI	S	Opponent	Score
12	H	Gonzaga	53 78	32	A	BYU	44 55	52	A	Saint Mary's (CA)	62 86	135	A	Pepperdine	86 95
				32	H	BYU	61 58	71	A	Arizona	66 64	146	A	CSUN	72 53
				33	N	Indiana	43 67	78	H	UC Davis	60 53	166	H	Portland	76 58
				36	N	South Dakota	40 67	79	A	Pacific	72 67	169	A	Denver	75 104
				48	H	UCLA	69 63					174	H	Santa Clara	75 83
												181	N	Grambling	61 62
												214	H	Robert Morris	61 53
												227	H	San Francisco	66 58
												248	H	Long Beach St.	71 62
												254	A	San Diego	69 52
												254	H	San Diego	83 57
												266	H	Northern Ariz.	62 63
												306	A	UC Santa Barbara	70 57
<hr/>															
LAST 12 Division I GAMES:															
254	H	San Diego	83 57	214	H	Robert Morris	61 53								
32	H	BYU	61 58	227	H	San Francisco	66 58								
52	A	Saint Mary's (CA)	62 86	32	A	BYU	44 55								
79	A	Pacific	72 67	254	A	San Diego	69 52								
135	A	Pepperdine	86 95	166	H	Portland	76 58								
174	H	Santa Clara	75 83	12	H	Gonzaga	53 78								

Non-Div I Games:

Loyola Marymount

Average RPI Win:	215	WON-LOST	WINNING	LAST 10	STRENGTH OF	OPP. STRENGTH	TEAM	ADJ.	CONF.	ADJ CONF.
Average RPI Loss:	84	RECORD	PCT. RANK	GAMES	SCHEDULE	OF SCHEDULE	RPI	RPI	RPI	RPI
DIV. I ONLY	15- 7	82	0- 1	129	166	75	75	23	23	
DIV. I NON-CONF.	7- 6	153	0- 1	32	76	50	50	24	24	
TOTALS	RPI 1-25	RPI 26-50	W-L RECORDS	RPI 51-100	RPI 101-150	RPI 150+				
15- 7	0- 1	1- 0	OVERALL	3- 4	0- 2	11- 0				
7- 1	0- 0	0- 0	HOME	1- 1	0- 0	6- 0				
6- 5	0- 1	1- 0	AWAY	1- 3	0- 1	4- 0				
2- 1	0- 0	0- 0	NEUTRAL	1- 0	0- 1	1- 0				
7- 6	0- 1	1- 0	NON-CONFERENCE	3- 3	0- 2	3- 0				
2- 1	0- 0	0- 0	HOME	1- 1	0- 0	1- 0				
3- 4	0- 1	1- 0	AWAY	1- 2	0- 1	1- 0				
2- 1	0- 0	0- 0	NEUTRAL	1- 0	0- 1	1- 0				
8- 1	0- 0	0- 0	CONFERENCE	0- 1	0- 0	8- 0				
5- 0	0- 0	0- 0	HOME	0- 0	0- 0	5- 0				
3- 1	0- 0	0- 0	AWAY	0- 1	0- 0	3- 0				
0- 0	0- 0	0- 0	NEUTRAL	0- 0	0- 0	0- 0				

RPI 1-25				RPI 26-50				RPI 51-100 Team's RPI: 75				RPI 101+			
RPI	S	Opponent	Score	RPI	S	Opponent	Score	RPI	S	Opponent	Score	RPI	S	Opponent	Score
6	A	NC State	46 84	29	A	North Carolina	85 73	65	A	Harvard	67 60	130	N	Chattanooga	61 66
								67	H	Duke	63 66	144	A	Fordham	64 72
								70	A	Green Bay	39 70	162	A	Stony Brook	68 54
								76	A	Northeastern	55 63	234	H	Brown	102 96
								83	N	Penn	47 46	238	H	Albany (NY)	76 65
								84	H	Toledo	73 59	246	H	Binghamton	95 66
								97	A	Hartford	46 49	255	N	N.C. A&T	58 52
												271	A	Vermont	63 51
												298	A	Bryant	74 57
												301	H	UMBC	84 44
												304	H	UMass Lowell	79 45
												325	A	New Hampshire	69 45
												325	H	New Hampshire	67 46
LAST 12 Division I GAMES:															
325	A	New Hampshire	69 45	130	N	Chattanooga	61 66								
304	H	UMass Lowell	79 45	271	A	Vermont	63 51								
246	H	Binghamton	95 66	301	H	UMBC	84 44								
162	A	Stony Brook	68 54	325	H	New Hampshire	67 46								
97	A	Hartford	46 49	144	A	Fordham	64 72								
238	H	Albany (NY)	76 65	76	A	Northeastern	55 63								

Non-Div I Games:

Maine

■ Loss,
■ Non-Conf,
■ S Site,
■ H Home
■ A Away
N Neutral

Average RPI Win:	291	WON-LOST	WINNING	LAST 10	STRENGTH OF	OPP. STRENGTH	TEAM	ADJ.	CONF.	ADJ CONF.
Average RPI Loss:	213	RECORD	PCT. RANK	GAMES	SCHEDULE	OF SCHEDULE	RPI	RPI	RPI	RPI
DIV. I ONLY	5- 14	291	1- 0	270	348	326	326	27	27	
DIV. I NON-CONF.	2- 9	297	0- 0	225	349	334	334	28	28	
TOTALS	RPI 1-25	RPI 26-50	W-L RECORDS	RPI 51-100	RPI 101-150	RPI 150+				
5- 14	0- 0	0- 0	OVERALL	0- 1	1- 2	4- 11				
4- 7	0- 0	0- 0	HOME	0- 1	0- 1	4- 5				
1- 7	0- 0	0- 0	AWAY	0- 0	1- 1	0- 6				
0- 0	0- 0	0- 0	NEUTRAL	0- 0	0- 0	0- 0				
2- 9	0- 0	0- 0	NON-CONFERENCE	0- 1	0- 2	2- 6				
2- 5	0- 0	0- 0	HOME	0- 1	0- 1	2- 3				
0- 4	0- 0	0- 0	AWAY	0- 0	0- 1	0- 3				
0- 0	0- 0	0- 0	NEUTRAL	0- 0	0- 0	0- 0				
3- 5	0- 0	0- 0	CONFERENCE	0- 0	1- 0	2- 5				
2- 2	0- 0	0- 0	HOME	0- 0	0- 0	2- 2				
1- 3	0- 0	0- 0	AWAY	0- 0	1- 0	0- 3				
0- 0	0- 0	0- 0	NEUTRAL	0- 0	0- 0	0- 0				

RPI 1-25				RPI 26-50				RPI 51-100				RPI 101+ Team's RPI: 326					
RPI	S	Opponent	Score	RPI	S	Opponent	Score	RPI	S	Opponent	Score	RPI	S	Opponent	Score		
								88	H	Wright St.	44	60	104	H	Drexel	39	53
													144	A	Fordham	61	65
													149	A	Marist	69	51
													162	H	Stony Brook	48	79
													201	H	Rider	63	73
													209	A	Holy Cross	53	61
													237	A	Niagara	51	61
													237	H	Niagara	54	58
													238	A	Albany (NY)	54	60
													241	H	Sacred Heart	46	74
													256	A	St. Francis Brooklyn	65	73
													265	A	Siena	56	62
													270	A	Canisius	44	47
													309	H	Fairfield	47	41
													319	H	Lafayette	60	49
													329	H	Iona	55	33
													330	H	Detroit Mercy	56	58
													351	H	LIU Brooklyn	61	46
LAST 12 Division I GAMES:																	
149	A	Marist	69	51	309	H	Fairfield	47	41								
237	H	Niagara	54	58	270	A	Canisius	44	47								
201	H	Rider	63	73	209	A	Holy Cross	53	61								
329	H	Iona	55	33	241	H	Sacred Heart	46	74								
265	A	Siena	56	62	88	H	Wright St.	44	60								
237	A	Niagara	51	61	104	H	Drexel	39	53								

Non-Div I Games:

Manhattan

Average RPI Win: 235	WON-LOST	WINNING	LAST 10	STRENGTH OF	OPP. STRENGTH	TEAM	ADJ.	CONF.	ADJ CONF.
Average RPI Loss: 147	RECORD	PCT. RANK	GAMES	SCHEDULE	OF SCHEDULE	RPI	RPI	RPI	RPI
DIV. I ONLY	16- 7	74	1- 0	266	215	149	149	27	27
DIV. I NON-CONF.	8- 4	91	0- 0	192	120	102	102	28	28
TOTALS	RPI 1-25	RPI 26-50	W-L RECORDS	RPI 51-100	RPI 101-150	RPI 150+			
16- 7	0- 0	0- 0	OVERALL	1- 4	0- 0	15- 3			
6- 4	0- 0	0- 0	HOME	1- 1	0- 0	5- 3			
8- 2	0- 0	0- 0	AWAY	0- 2	0- 0	8- 0			
2- 1	0- 0	0- 0	NEUTRAL	0- 1	0- 0	2- 0			
8- 4	0- 0	0- 0	NON-CONFERENCE	1- 3	0- 0	7- 1			
3- 1	0- 0	0- 0	HOME	1- 0	0- 0	2- 1			
3- 2	0- 0	0- 0	AWAY	0- 2	0- 0	3- 0			
2- 1	0- 0	0- 0	NEUTRAL	0- 1	0- 0	2- 0			
8- 3	0- 0	0- 0	CONFERENCE	0- 1	0- 0	8- 2			
3- 3	0- 0	0- 0	HOME	0- 1	0- 0	3- 2			
5- 0	0- 0	0- 0	AWAY	0- 0	0- 0	5- 0			
0- 0	0- 0	0- 0	NEUTRAL	0- 0	0- 0	0- 0			

RPI 1-25			RPI 26-50			RPI 51-100			RPI 101+ Team's RPI: 149		
RPI	S	Opponent	Score	RPI	S	Opponent	Score	RPI	S	Opponent	Score
						66 H Quinnipiac	69 76	165 H Boston U.		68 57	
						67 A Duke	56 64	185 H Temple		74 68	
						76 H Northeastern	90 84	192 A Elon		61 57	
						77 A Princeton	57 60	201 H Rider		58 68	
						88 N Wright St.	60 76	202 H Massachusetts		55 70	
								217 A Navy		72 48	
								230 N Stetson		76 69	
								231 N Hofstra		71 57	
								237 A Niagara		87 58	
								238 A Albany (NY)		74 56	
								239 H Monmouth		69 45	
								265 A Siena		73 58	
								265 H Siena		88 59	
								270 A Canisius		71 66	
								309 A Fairfield		56 46	
								315 A Saint Peter's		62 42	
								326 H Manhattan		51 69	
								329 H Iona		76 36	
LAST 12 Division I GAMES:											
201 H Rider			58 68	265 A Siena			73 58				
326 H Manhattan			51 69	309 A Fairfield			56 46				
315 A Saint Peter's			62 42	66 H Quinnipiac			69 76				
329 H Iona			76 36	270 A Canisius			71 66				
265 H Siena			88 59	237 A Niagara			87 58				
239 H Monmouth			69 45	202 H Massachusetts			55 70				

Non-Div I Games:

Marist

RPI 1-25				Team's RPI: 11		RPI 26-50				RPI 51-100				RPI 101+			
RPI	S	Opponent	Score	RPI	S	Opponent	Score	RPI	S	Opponent	Score	RPI	S	Opponent	Score		
1	H	Notre Dame	63 87	27	H	South Dakota St.	91 52	62	H	Michigan	85 74	102	A	Georgetown	72 62		
8	A	Mississippi St.	82 87	34	H	DePaul	96 63	70	H	Green Bay	80 54	119	H	Seton Hall	96 60		
24	A	Miami (FL)	55 63	40	A	Villanova	91 55	81	H	UNI	102 61	126	H	St. John's (NY)	83 73		
				41	A	Butler	87 58	85	A	Northwestern	76 57	132	H	Montana St.	100 52		
								91	H	Providence	85 46	163	A	Xavier	90 44		
								99	H	Creighton	85 67	193	A	Milwaukee	83 74		
												246	H	Binghamton	93 40		
												333	H	UIC	96 32		
LAST 12 Division I GAMES:																	
				24	A	Miami (FL)	55 63	81	H	UNI	102 61						
				41	A	Butler	87 58	40	A	Villanova	91 55						
				163	A	Xavier	90 44	34	H	DePaul	96 63						
				126	H	St. John's (NY)	83 73	99	H	Creighton	85 67						
				119	H	Seton Hall	96 60	91	H	Providence	85 46						
				102	A	Georgetown	72 62	1	H	Notre Dame	63 87						

Marquette

Page 157

Marshall

Through Games Of Feb. 2, 2019

Average RPI Win:	258	WON-LOST	WINNING	LAST 10	STRENGTH OF	OPP. STRENGTH	TEAM	ADJ.	CONF.	ADJ CONF.
Average RPI Loss:	148	RECORD	PCT. RANK	GAMES	SCHEDULE	OF SCHEDULE	RPI	RPI	RPI	RPI
DIV. I ONLY	12- 9	131	1- 0	339	130	225	225	14	14	
DIV. I NON-CONF.	5- 7	206	0- 0	342	187	321	321	19	19	
TOTALS	RPI 1-25	RPI 26-50	W-L RECORDS	RPI 51-100	RPI 101-150	RPI 150+				
12- 9	0- 0	0- 1	OVERALL	1- 0	0- 3	11- 5				
8- 3	0- 0	0- 0	HOME	1- 0	0- 1	7- 2				
4- 6	0- 0	0- 1	AWAY	0- 0	0- 2	4- 3				
0- 0	0- 0	0- 0	NEUTRAL	0- 0	0- 0	0- 0				
5- 7	0- 0	0- 1	NON-CONFERENCE	0- 0	0- 2	5- 4				
5- 2	0- 0	0- 0	HOME	0- 0	0- 1	5- 1				
0- 5	0- 0	0- 1	AWAY	0- 0	0- 1	0- 3				
0- 0	0- 0	0- 0	NEUTRAL	0- 0	0- 0	0- 0				
7- 2	0- 0	0- 0	CONFERENCE	1- 0	0- 1	6- 1				
3- 1	0- 0	0- 0	HOME	1- 0	0- 0	2- 1				
4- 1	0- 0	0- 0	AWAY	0- 0	0- 1	4- 0				
0- 0	0- 0	0- 0	NEUTRAL	0- 0	0- 0	0- 0				

RPI 1-25			RPI 26-50			RPI 51-100			RPI 101+			Team's RPI: 225
RPI	S	Opponent	Score	RPI	S	Opponent	Score	RPI	S	Opponent	Score	
				45	A	Clemson	54 68	64	H	Old Dominion	57 48	
								117	A	Western Ky.	55 85	
								121	H	Towson	69 76	
								137	A	Appalachian St.	52 74	
								154	H	Louisiana Tech	90 88	
								156	H	Charlotte	63 62	
								158	A	Southern Ill.	49 58	
								171	A	Wisconsin	49 67	
								173	H	Indiana St.	53 62	
								186	H	Southern Miss.	52 64	
								220	A	Bowling Green	76 99	
								272	H	Cleveland St.	86 64	
								277	A	UTSA	79 72	
								279	A	UTEP	63 60	
								289	A	Fla. Atlantic	72 67	
								290	H	Tennessee St.	80 59	
								316	A	FIU	86 58	
								318	H	Coppin St.	88 67	
								337	H	Evansville	72 65	
								347	H	Delaware St.	75 63	
LAST 12 Division I GAMES:												
279	A	UTEP	63 60	277	A	UTSA	79 72					
186	H	Southern Miss.	52 64	156	H	Charlotte	63 62					
154	H	Louisiana Tech	90 88	64	H	Old Dominion	57 48					
316	A	FIU	86 58	347	H	Delaware St.	75 63					
289	A	Fla. Atlantic	72 67	121	H	Towson	69 76					
117	A	Western Ky.	55 85	45	A	Clemson	54 68					

Non-Div I Games: Bluefield St. 82 29

Marshall

■ Loss,
 ■ Non-Conf, S Site,
 ■ Home
 ■ Away
 N Neutral

Average RPI Win:	140	WON-LOST	WINNING	LAST 10	STRENGTH OF	OPP. STRENGTH	TEAM	ADJ.	CONF.	ADJ CONF.
Average RPI Loss:	20	RECORD	PCT. RANK	GAMES	SCHEDULE	OF SCHEDULE	RPI	RPI	RPI	RPI
DIV. I ONLY	19- 2	8	1- 0	92	22	18	18	4	4	
DIV. I NON-CONF.	11- 0	1	0- 0	216	63	24	24	6	6	
TOTALS	RPI 1-25	RPI 26-50	W-L RECORDS	RPI 51-100	RPI 101-150	RPI 150+				
19- 2	1- 2	3- 0	OVERALL	2- 0	6- 0	7- 0				
10- 1	0- 1	2- 0	HOME	1- 0	3- 0	4- 0				
7- 1	1- 1	1- 0	AWAY	1- 0	2- 0	2- 0				
2- 0	0- 0	0- 0	NEUTRAL	0- 0	1- 0	1- 0				
11- 0	1- 0	2- 0	NON-CONFERENCE	0- 0	2- 0	6- 0				
6- 0	0- 0	2- 0	HOME	0- 0	1- 0	3- 0				
3- 0	1- 0	0- 0	AWAY	0- 0	0- 0	2- 0				
2- 0	0- 0	0- 0	NEUTRAL	0- 0	1- 0	1- 0				
8- 2	0- 2	1- 0	CONFERENCE	2- 0	4- 0	1- 0				
4- 1	0- 1	0- 0	HOME	1- 0	2- 0	1- 0				
4- 1	0- 1	1- 0	AWAY	1- 0	2- 0	0- 0				
0- 0	0- 0	0- 0	NEUTRAL	0- 0	0- 0	0- 0				

RPI	S	Opponent	Score	RPI	S	Opponent	Score	RPI	S	Opponent	Score	RPI	S	Opponent	Score
14	H	Rutgers	65 73	33	A	Indiana	76 56	62	H	Michigan	83 69	101	A	Ohio St.	70 57
17	A	South Carolina	85 61	43	H	Georgia Tech	67 54	90	A	Nebraska	81 63	101	H	Ohio St.	75 69
25	A	Michigan St.	60 77	47	H	James Madison	87 63					106	A	Penn St.	77 61
												106	H	Penn St.	79 67
												109	N	Georgia	58 51
												114	H	Dayton	82 71
												168	A	Delaware	77 53
												171	H	Wisconsin	75 57
												178	A	George Washington	69 30
												295	H	Loyola Maryland	83 48
												301	H	UMBC	92 61
												303	N	Morgan St.	68 44
												318	H	Coppin St.	93 36
LAST 12 Division I GAMES:															
33	A	Indiana	76 56	171	H	Wisconsin	75 57								
101	A	Ohio St.	70 57	101	H	Ohio St.	75 69								
106	H	Penn St.	79 67	14	H	Rutgers	65 73								
25	A	Michigan St.	60 77	106	A	Penn St.	77 61								
62	H	Michigan	83 69	168	A	Delaware	77 53								
90	A	Nebraska	81 63	295	H	Loyola Maryland	83 48								

Non-Div I Games:

Maryland

Massachusetts

Through Games Of Feb. 2, 2019

Average RPI Win:	231	WON-LOST	WINNING	LAST 10	STRENGTH OF	OPP. STRENGTH	TEAM	ADJ.	CONF.	ADJ CONF.
Average RPI Loss:	169	RECORD	PCT. RANK	GAMES	SCHEDULE	OF SCHEDULE	RPI	RPI	RPI	RPI
DIV. I ONLY	11- 10	158	0- 1	239	264	202	202	17	17	
DIV. I NON-CONF.	8- 6	138	0- 0	251	323	205	205	16	16	
TOTALS	RPI 1-25	RPI 26-50	W-L RECORDS	RPI 51-100	RPI 101-150	RPI 150+				
11- 10	0- 0	0- 1	OVERALL	0- 1	2- 3	9- 5				
6- 4	0- 0	0- 0	HOME	0- 0	0- 0	6- 4				
4- 5	0- 0	0- 0	AWAY	0- 1	2- 3	2- 1				
1- 1	0- 0	0- 1	NEUTRAL	0- 0	0- 0	1- 0				
8- 6	0- 0	0- 1	NON-CONFERENCE	0- 1	1- 1	7- 3				
5- 2	0- 0	0- 0	HOME	0- 0	0- 0	5- 2				
2- 3	0- 0	0- 0	AWAY	0- 1	1- 1	1- 1				
1- 1	0- 0	0- 1	NEUTRAL	0- 0	0- 0	1- 0				
3- 4	0- 0	0- 0	CONFERENCE	0- 0	1- 2	2- 2				
1- 2	0- 0	0- 0	HOME	0- 0	0- 0	1- 2				
2- 2	0- 0	0- 0	AWAY	0- 0	1- 2	1- 0				
0- 0	0- 0	0- 0	NEUTRAL	0- 0	0- 0	0- 0				

RPI S	Opponent	Score	RPI S	Opponent	Score	RPI S	Opponent	Score	RPI S	Opponent	Score	Team's RPI: 202
49 N	Bucknell	58 77	76 A	Northeastern	52 53	114 A	Dayton	47 75	121 A	Towson	53 78	
						123 A	Davidson	70 58	124 A	VCU	48 52	
						149 A	Marist	70 55	165 H	Boston U.	66 55	
						194 H	George Mason	52 70	199 H	Saint Louis	70 66	
						206 H	St. Bonaventure	63 64	210 H	UTRGV	74 70	
						232 H	North Dakota	52 59	234 A	Brown	90 61	
						241 H	Sacred Heart	78 61	265 A	Siena	59 64	
						286 A	La Salle	74 60	297 H	Central Conn. St.	74 59	
						304 H	UMass Lowell	59 62	309 N	Fairfield	59 49	
						323 H	Incarnate Word	71 59				
LAST 12 Division I GAMES:												
206 H	St. Bonaventure	63 64	124 A	VCU	48 52							
123 A	Davidson	70 58	149 A	Marist	70 55							
194 H	George Mason	52 70	304 H	UMass Lowell	59 62							
286 A	La Salle	74 60	265 A	Siena	59 64							
114 A	Dayton	47 75	165 H	Boston U.	66 55							
199 H	Saint Louis	70 66	323 H	Incarnate Word	71 59							

Non-Div I Games:

Massachusetts

Loss, Non-Conf, S Site, H Home A Away N Neutral

Average RPI Win: 268	WON-LOST	WINNING	LAST 10	STRENGTH OF	OPP. STRENGTH	TEAM	ADJ.	CONF.	ADJ CONF.
Average RPI Loss: 182	RECORD	PCT. RANK	GAMES	SCHEDULE	OF SCHEDULE	RPI	RPI	RPI	RPI
DIV. I ONLY	3- 13	317	0- 1	241	281	314	314	26	26
DIV. I NON-CONF.	0- 8	336	0- 0	97	186	309	309	23	23
TOTALS	RPI 1-25	RPI 26-50	W-L RECORDS	RPI 51-100	RPI 101-150	RPI 150+			
3- 13	0- 0	0- 2	OVERALL	0- 2	0- 1	3- 8			
2- 4	0- 0	0- 0	HOME	0- 1	0- 0	2- 3			
1- 9	0- 0	0- 2	AWAY	0- 1	0- 1	1- 5			
0- 0	0- 0	0- 0	NEUTRAL	0- 0	0- 0	0- 0			
0- 8	0- 0	0- 2	NON-CONFERENCE	0- 1	0- 1	0- 4			
0- 2	0- 0	0- 0	HOME	0- 0	0- 0	0- 2			
0- 6	0- 0	0- 2	AWAY	0- 1	0- 1	0- 2			
0- 0	0- 0	0- 0	NEUTRAL	0- 0	0- 0	0- 0			
3- 5	0- 0	0- 0	CONFERENCE	0- 1	0- 0	3- 4			
2- 2	0- 0	0- 0	HOME	0- 1	0- 0	2- 1			
1- 3	0- 0	0- 0	AWAY	0- 0	0- 0	1- 3			
0- 0	0- 0	0- 0	NEUTRAL	0- 0	0- 0	0- 0			

RPI S	Opponent	Score	RPI S	Opponent	Score	RPI S	Opponent	Score	RPI S	Opponent	Score	Team's RPI: 314
31	A Texas	40 96	39	A Rice	65 93	58	A LSU	36 86	141	A UAB	48 91	
						72	H Lamar University	62 64	154	H Louisiana Tech	48 89	
									159	A Abilene Christian	52 109	
									181	A Grambling	51 75	
									191	A Nicholls St.	69 68	
									242	H Louisiana	59 70	
									274	H Southeastern La.	62 56	
									312	A New Orleans	76 88	
									313	A La.-Monroe	60 69	
									323	H Incarnate Word	66 68	
									335	A Northwestern St.	63 82	
									339	H Houston Baptist	81 71	
LAST 12 Division I GAMES:												
339	H Houston Baptist	81 71	72	H Lamar University	62 64							
274	H Southeastern La.	62 56	323	H Incarnate Word	66 68							
191	A Nicholls St.	69 68	154	H Louisiana Tech	48 89							
312	A New Orleans	76 88	58	A LSU	36 86							
159	A Abilene Christian	52 109	141	A UAB	48 91							
335	A Northwestern St.	63 82	39	A Rice	65 93							

Non-Div I Games: LSU-Alexandria 60 68 Southern-N.O. 106 54 Louisiana Col. 86 68

McNeese

Loss, Non-Conf, S Site, H Home A Away N Neutral

Average RPI Win: 230	WON-LOST	WINNING	LAST 10	STRENGTH OF	OPP. STRENGTH	TEAM	ADJ.	CONF.	ADJ CONF.
Average RPI Loss: 142	RECORD	PCT. RANK	GAMES	SCHEDULE	OF SCHEDULE	RPI	RPI	RPI	RPI
DIV. I ONLY	9- 12	214	1- 0	179	201	213	213	9	9
DIV. I NON-CONF.	5- 8	224	0- 0	263	293	289	289	9	9
TOTALS	RPI 1-25	RPI 26-50	W-L RECORDS	RPI 51-100	RPI 101-150	RPI 150+			
9- 12	0- 1	0- 0	OVERALL	0- 3	0- 2	9- 6			
6- 6	0- 1	0- 0	HOME	0- 2	0- 1	6- 2			
2- 6	0- 0	0- 0	AWAY	0- 1	0- 1	2- 4			
1- 0	0- 0	0- 0	NEUTRAL	0- 0	0- 0	1- 0			
5- 8	0- 0	0- 0	NON-CONFERENCE	0- 2	0- 1	5- 5			
4- 4	0- 0	0- 0	HOME	0- 2	0- 0	4- 2			
0- 4	0- 0	0- 0	AWAY	0- 0	0- 1	0- 3			
1- 0	0- 0	0- 0	NEUTRAL	0- 0	0- 0	1- 0			
4- 4	0- 1	0- 0	CONFERENCE	0- 1	0- 1	4- 1			
2- 2	0- 1	0- 0	HOME	0- 0	0- 1	2- 0			
2- 2	0- 0	0- 0	AWAY	0- 1	0- 0	2- 1			
0- 0	0- 0	0- 0	NEUTRAL	0- 0	0- 0	0- 0			

RPI 1-25				RPI 26-50				RPI 51-100				RPI 101+ Team's RPI: 213			
RPI	S	Opponent	Score	RPI	S	Opponent	Score	RPI	S	Opponent	Score	RPI	S	Opponent	Score
15	H	UCF	55 68					82	H	Little Rock	60 63	122	H	Tulane	61 62
								84	H	Toledo	48 58	141	A	UAB	54 85
								87	A	Cincinnati	56 80	151	N	Mercer	59 53
												154	H	Louisiana Tech	50 66
												157	A	South Fla.	47 40
												160	A	Tulsa	39 46
												160	H	Tulsa	59 56
												178	A	George Washington	38 51
												183	A	Arkansas St.	66 77
												187	A	Coastal Caro.	71 90
												218	H	Southeast Mo. St.	69 57
												221	H	East Carolina	58 46
												258	H	Samford	53 48
												261	A	Wichita St.	71 50
												302	H	Jackson St.	68 67
												312	H	New Orleans	59 66
												346	H	N.C. Central	77 56
LAST 12 Division I GAMES:															
122	H	Tulane	61 62	160	H	Tulsa	59 56								
87	A	Cincinnati	56 80	15	H	UCF	55 68								
157	A	South Fla.	47 40	178	A	George Washington	38 51								
221	H	East Carolina	58 46	346	H	N.C. Central	77 56								
261	A	Wichita St.	71 50	82	H	Little Rock	60 63								
160	A	Tulsa	39 46	218	H	Southeast Mo. St.	69 57								

Non-Div I Games:

Memphis

■ Loss,
 ■ Non-Conf,
 ■ S Site,
 ■ H Home
 ■ A Away
 N Neutral

Average RPI Win:	236	WON-LOST	WINNING	LAST 10	STRENGTH OF	OPP. STRENGTH	TEAM	ADJ.	CONF.	ADJ CONF.
Average RPI Loss:	135	RECORD	PCT. RANK	GAMES	SCHEDULE	OF SCHEDULE	RPI	RPI	RPI	RPI
DIV. I ONLY	15- 7	82	1- 0	290	140	151	151	25	25	
DIV. I NON-CONF.	8- 7	160	0- 0	231	94	189	189	25	25	
TOTALS	RPI 1-25	RPI 26-50	W-L RECORDS	RPI 51-100	RPI 101-150	RPI 150+				
15- 7	0- 2	0- 0	OVERALL	0- 0	1- 2	14- 3				
7- 3	0- 2	0- 0	HOME	0- 0	1- 0	6- 1				
7- 3	0- 0	0- 0	AWAY	0- 0	0- 2	7- 1				
1- 1	0- 0	0- 0	NEUTRAL	0- 0	0- 0	1- 1				
8- 7	0- 2	0- 0	NON-CONFERENCE	0- 0	0- 2	8- 3				
4- 3	0- 2	0- 0	HOME	0- 0	0- 0	4- 1				
3- 3	0- 0	0- 0	AWAY	0- 0	0- 2	3- 1				
1- 1	0- 0	0- 0	NEUTRAL	0- 0	0- 0	1- 1				
7- 0	0- 0	0- 0	CONFERENCE	0- 0	1- 0	6- 0				
3- 0	0- 0	0- 0	HOME	0- 0	1- 0	2- 0				
4- 0	0- 0	0- 0	AWAY	0- 0	0- 0	4- 0				
0- 0	0- 0	0- 0	NEUTRAL	0- 0	0- 0	0- 0				

RPI 1-25				RPI 26-50				RPI 51-100				RPI 101+ Team's RPI: 151			
RPI	S	Opponent	Score	RPI	S	Opponent	Score	RPI	S	Opponent	Score	RPI	S	Opponent	Score
15	H	UCF	42 76									107	A	Wake Forest	54 69
22	H	Florida St.	56 57									109	A	Georgia	60 67
												130	H	Chattanooga	65 58
												156	H	Charlotte	57 40
												178	A	George Washington	61 53
												180	H	UNC Asheville	61 47
												208	H	Florida	92 82
												213	N	Memphis	53 59
												215	A	Jacksonville	66 71
												220	N	Bowling Green	76 63
												226	A	Howard	85 70
												243	A	Furman	75 60
												245	H	ETSU	64 41
												258	H	Samford	76 68
												263	H	Columbia	68 72
												273	A	Ga. Southern	79 72
												284	A	Wofford	81 79
												294	H	Kennesaw St.	64 48
												317	A	UNC Greensboro	71 58
												334	A	Western Caro.	69 67
LAST 12 Division I GAMES:															
284	A	Wofford	81 79	243	A	Furman	75 60								
245	H	ETSU	64 41	263	H	Columbia	68 72								
130	H	Chattanooga	65 58	215	A	Jacksonville	66 71								
317	A	UNC Greensboro	71 58	180	H	UNC Asheville	61 47								
334	A	Western Caro.	69 67	178	A	George Washington	61 53								
258	H	Samford	76 68	226	A	Howard	85 70								

Non-Div I Games:

Mercer

■ Loss,
 ■ Non-Conf, S Site,
 ■ Home
 ■ Away
 N Neutral

Average RPI Win: 132		WON-LOST	WINNING	LAST 10	STRENGTH OF		OPP. STRENGTH	TEAM	ADJ.	CONF.	ADJ CONF.
Average RPI Loss: 28		RECORD	PCT. RANK	GAMES	SCHEDULE		OF SCHEDULE	RPI	RPI	RPI	RPI
DIV. I ONLY		18- 5	35	2- 1	61		9	24	24	1	1
DIV. I NON-CONF.		12- 3	52	2- 1	129		26	45	45	1	1
TOTALS		RPI 1-25	RPI 26-50		W-L RECORDS		RPI 51-100	RPI 101-150		RPI 150+	
18- 5	2- 3	1- 2		OVERALL		6- 0	3- 0		6- 0		
12- 2	1- 1	1- 1		HOME		5- 0	1- 0		4- 0		
4- 3	1- 2	0- 1		AWAY		1- 0	1- 0		1- 0		
2- 0	0- 0	0- 0		NEUTRAL		0- 0	1- 0		1- 0		
12- 3	1- 2	0- 1		NON-CONFERENCE		3- 0	2- 0		6- 0		
9- 1	1- 1	0- 0		HOME		3- 0	1- 0		4- 0		
1- 2	0- 1	0- 1		AWAY		0- 0	0- 0		1- 0		
2- 0	0- 0	0- 0		NEUTRAL		0- 0	1- 0		1- 0		
6- 2	1- 1	1- 1		CONFERENCE		3- 0	1- 0		0- 0		
3- 1	0- 0	1- 1		HOME		2- 0	0- 0		0- 0		
3- 1	1- 1	0- 0		AWAY		1- 0	1- 0		0- 0		
0- 0	0- 0	0- 0		NEUTRAL		0- 0	0- 0		0- 0		

RPI	S	Opponent	Score	RPI	S	Opponent	Score	RPI	S	Opponent	Score	RPI	S	Opponent	Score
9	A	Syracuse	84 71	29	H	North Carolina	76 68	63	H	SFA	81 60	107	A	Wake Forest	72 57
10	A	Iowa St.	52 75	42	A	Purdue	63 74	67	A	Duke	58 50	111	N	Alabama	101 74
11	H	Marquette	63 55	45	H	Clemson	67 76	69	H	Virginia Tech	68 61	138	H	Colorado	73 58
21	H	Central Mich.	80 90					86	H	Boston College	76 73	167	N	Vanderbilt	90 65
22	A	Florida St.	58 62					90	H	Nebraska	82 68	176	H	UMES	71 53
								97	H	Hartford	75 62	185	H	Temple	73 61
												312	H	New Orleans	78 38
												316	A	FIU	94 43
												348	H	Florida A&M	103 54
LAST 12 Division I GAMES:															
11	H	Marquette	63 55	97	H	Hartford	75 62								
10	A	Iowa St.	52 75	67	A	Duke	58 50								
22	A	Florida St.	58 62	45	H	Clemson	67 76								
86	H	Boston College	76 73	107	A	Wake Forest	72 57								
9	A	Syracuse	84 71	69	H	Virginia Tech	68 61								
29	H	North Carolina	76 68	21	H	Central Mich.	80 90								

Non-Div I Games:

Miami (FL)

■ Loss,
 ■ Non-Conf, S Site,
 ■ Home
 ■ Away
 N Neutral

Average RPI Win: 191		WON-LOST	WINNING	LAST 10	STRENGTH OF	OPP. STRENGTH	TEAM	ADJ.	CONF.	ADJ CONF.
Average RPI Loss: 119		RECORD	PCT. RANK	GAMES	SCHEDULE	OF SCHEDULE	RPI	RPI	RPI	RPI
DIV. I ONLY		14- 4	36	1- 0	167	133	54	54	8	8
DIV. I NON-CONF.		8- 2	52	0- 0	320	260	120	120	8	8
TOTALS		RPI 1-25	RPI 26-50		W-L RECORDS		RPI 51-100	RPI 101-150	RPI 150+	
14- 4	1- 1	1- 1		OVERALL		3- 1	1- 0	8- 1		
6- 1	0- 0	0- 1		HOME		3- 0	1- 0	2- 0		
8- 3	1- 1	1- 0		AWAY		0- 1	0- 0	6- 1		
0- 0	0- 0	0- 0		NEUTRAL		0- 0	0- 0	0- 0		
8- 2	0- 1	0- 0		NON-CONFERENCE		1- 0	1- 0	6- 1		
3- 0	0- 0	0- 0		HOME		1- 0	1- 0	1- 0		
5- 2	0- 1	0- 0		AWAY		0- 0	0- 0	5- 1		
0- 0	0- 0	0- 0		NEUTRAL		0- 0	0- 0	0- 0		
6- 2	1- 0	1- 1		CONFERENCE		2- 1	0- 0	2- 0		
3- 1	0- 0	0- 1		HOME		2- 0	0- 0	1- 0		
3- 1	1- 0	1- 0		AWAY		0- 1	0- 0	1- 0		
0- 0	0- 0	0- 0		NEUTRAL		0- 0	0- 0	0- 0		

RPI 1-25				RPI 26-50				RPI 51-100				RPI 101+			
RPI	S	Opponent	Score	RPI	S	Opponent	Score	RPI	S	Opponent	Score	RPI	S	Opponent	Score
2	A	Louisville	73 95	26	H	Buffalo	59 66	74	H	Kent St.	79 63	127	H	High Point	68 55
21	A	Central Mich.	70 67	44	A	Ohio	67 61	84	H	Toledo	65 64	182	H	Ball St.	60 57
								87	H	Cincinnati	78 65	223	A	Jacksonville St.	58 41
								100	A	Northern Ill.	71 82	270	A	Canisius	62 59
												282	A	Western Mich.	81 62
												291	A	Valparaiso	68 47
												322	H	Eastern Ky.	60 44
												330	A	Detroit Mercy	78 59
												333	A	UIC	65 56
												348	A	Florida A&M	56 57
LAST 12 Division I GAMES:															
44	A	Ohio	67 61	282	A	Western Mich.	81 62								
74	H	Kent St.	79 63	100	A	Northern Ill.	71 82								
182	H	Ball St.	60 57	223	A	Jacksonville St.	58 41								
21	A	Central Mich.	70 67	348	A	Florida A&M	56 57								
26	H	Buffalo	59 66	291	A	Valparaiso	68 47								
84	H	Toledo	65 64	87	H	Cincinnati	78 65								

Non-Div I Games: Ohio Dominican 74 29

Miami (OH)

■ Loss,
■ Non-Conf, S Site,
■ Home
■ Away
N Neutral

Michigan

Through Games Of Feb. 2, 2019

Average RPI Win:	192	WON-LOST	WINNING	LAST 10	STRENGTH OF	OPP. STRENGTH	TEAM	ADJ.	CONF.	ADJ CONF.
Average RPI Loss:	30	RECORD	PCT. RANK	GAMES	SCHEDULE	OF SCHEDULE	RPI	RPI	RPI	RPI
DIV. I ONLY	13- 9	120	1- 1	59	60	62	62	4	4	
DIV. I NON-CONF.	9- 3	61	1- 1	207	153	80	80	6	6	
TOTALS	RPI 1-25	RPI 26-50	W-L RECORDS	RPI 51-100	RPI 101-150	RPI 150+				
13- 9	1- 5	1- 3	OVERALL	1- 1	3- 0	7- 0				
9- 1	1- 1	0- 0	HOME	1- 0	2- 0	5- 0				
2- 7	0- 4	0- 2	AWAY	0- 1	0- 0	2- 0				
2- 1	0- 0	1- 1	NEUTRAL	0- 0	1- 0	0- 0				
9- 3	0- 2	1- 1	NON-CONFERENCE	0- 0	1- 0	7- 0				
5- 0	0- 0	0- 0	HOME	0- 0	0- 0	5- 0				
2- 2	0- 2	0- 0	AWAY	0- 0	0- 0	2- 0				
2- 1	0- 0	1- 1	NEUTRAL	0- 0	1- 0	0- 0				
4- 6	1- 3	0- 2	CONFERENCE	1- 1	2- 0	0- 0				
4- 1	1- 1	0- 0	HOME	1- 0	2- 0	0- 0				
0- 5	0- 2	0- 2	AWAY	0- 1	0- 0	0- 0				
0- 0	0- 0	0- 0	NEUTRAL	0- 0	0- 0	0- 0				

RPI 1-25				RPI 26-50				RPI 51-100				RPI 101+			
RPI	S	Opponent	Score	RPI	S	Opponent	Score	RPI	S	Opponent	Score	RPI	S	Opponent	Score
6	A	NC State	55 66	31	N	Texas	52 69	85	H	Northwestern	79 78	101	H	Ohio St.	62 58
11	A	Marquette	74 85	33	A	Indiana	60 70	90	A	Nebraska	56 70	129	N	Washington	80 73
13	A	Iowa	61 75	35	N	Missouri	70 54					139	H	Minnesota	76 60
13	H	Iowa	90 81	42	A	Purdue	70 71					179	H	Southern U.	76 35
18	A	Maryland	69 83									244	H	Mt. St. Mary's	88 40
25	H	Michigan St.	73 77									282	A	Western Mich.	79 42
												303	H	Morgan St.	70 47
												310	A	Oakland	85 59
												330	H	Detroit Mercy	95 62
												351	H	LIU Brooklyn	83 38
LAST 12 Division I GAMES:															
31	N	Texas	52 69	129	N	Washington	80 73								
13	H	Iowa	90 81	18	A	Maryland	69 83								
25	H	Michigan St.	73 77	85	H	Northwestern	79 78								
33	A	Indiana	60 70	42	A	Purdue	70 71								
101	H	Ohio St.	62 58	139	H	Minnesota	76 60								
13	A	Iowa	61 75	90	A	Nebraska	56 70								

Non-Div I Games:

Michigan

■ Loss,
■ Non-Conf, S Site,
■ Home
■ Away
N Neutral

Average RPI Win:	155	WON-LOST	WINNING	LAST 10	STRENGTH OF	OPP. STRENGTH	TEAM	ADJ.	CONF.	ADJ CONF.
Average RPI Loss:	48	RECORD	PCT. RANK	GAMES	SCHEDULE	OF SCHEDULE	RPI	RPI	RPI	RPI
DIV. I ONLY	15- 5	47	1- 0	58	36	25	25	4	4	
DIV. I NON-CONF.	10- 1	17	0- 0	184	44	38	38	6	6	
TOTALS	RPI 1-25	RPI 26-50	W-L RECORDS	RPI 51-100	RPI 101-150	RPI 150+				
15- 5	3- 2	0- 1	OVERALL	3- 1	2- 1	7- 0				
11- 0	3- 0	0- 0	HOME	1- 0	2- 0	5- 0				
3- 4	0- 1	0- 1	AWAY	2- 1	0- 1	1- 0				
1- 1	0- 1	0- 0	NEUTRAL	0- 0	0- 0	1- 0				
10- 1	1- 1	0- 0	NON-CONFERENCE	2- 0	1- 0	6- 0				
7- 0	1- 0	0- 0	HOME	1- 0	1- 0	4- 0				
2- 0	0- 0	0- 0	AWAY	1- 0	0- 0	1- 0				
1- 1	0- 1	0- 0	NEUTRAL	0- 0	0- 0	1- 0				
5- 4	2- 1	0- 1	CONFERENCE	1- 1	1- 1	1- 0				
4- 0	2- 0	0- 0	HOME	0- 0	1- 0	1- 0				
1- 4	0- 1	0- 1	AWAY	1- 1	0- 1	0- 0				
0- 0	0- 0	0- 0	NEUTRAL	0- 0	0- 0	0- 0				

RPI	S	Opponent	Score
4	H	Oregon	88 82
6	N	NC State	74 78
13	H	Iowa	84 70
14	A	Rutgers	62 76
18	H	Maryland	77 60

RPI	S	Opponent	Score
33	A	Indiana	64 68

RPI	S	Opponent	Score
62	A	Michigan	77 73
85	A	Northwestern	62 70
88	H	Wright St.	84 68
97	A	Hartford	74 66

RPI	S	Opponent	Score
101	A	Ohio St.	55 65
105	H	Virginia	91 66
139	H	Minnesota	86 68
189	H	Illinois	77 60
220	H	Bowling Green	99 69
245	H	ETSU	75 53
247	H	Texas Southern	91 45
289	H	Fla. Atlantic	89 74
294	N	Kennesaw St.	75 51
310	A	Oakland	102 58

LAST 12 Division I GAMES:

189	H	Illinois	77 60	62	A	Michigan	77 73
14	A	Rutgers	62 76	85	A	Northwestern	62 70
18	H	Maryland	77 60	13	H	Iowa	84 70
101	A	Ohio St.	55 65	289	H	Fla. Atlantic	89 74
139	H	Minnesota	86 68	97	A	Hartford	74 66
33	A	Indiana	64 68	4	H	Oregon	88 82

Non-Div I Games:

Michigan St.

■ Loss,
 ■ Non-Conf,
 ■ S Site,
 ■ H Home
 ■ A Away
 N Neutral

Average RPI Win:	208	WON-LOST	WINNING	LAST 10	STRENGTH OF	OPP. STRENGTH	TEAM	ADJ.	CONF.	ADJ CONF.
Average RPI Loss:	83	RECORD	PCT. RANK	GAMES	SCHEDULE	OF SCHEDULE	RPI	RPI	RPI	RPI
DIV. I ONLY	17- 5	38	0- 1	144	164	59	59	14	14	
DIV. I NON-CONF.	9- 4	85	0- 1	93	210	53	53	19	19	
TOTALS	RPI 1-25	RPI 26-50	W-L RECORDS	RPI 51-100	RPI 101-150	RPI 150+				
17- 5	0- 0	0- 2	OVERALL	1- 1	2- 2	14- 0				
8- 2	0- 0	0- 1	HOME	0- 1	1- 0	7- 0				
7- 3	0- 0	0- 1	AWAY	1- 0	0- 2	6- 0				
2- 0	0- 0	0- 0	NEUTRAL	0- 0	1- 0	1- 0				
9- 4	0- 0	0- 1	NON-CONFERENCE	1- 1	1- 2	7- 0				
4- 1	0- 0	0- 0	HOME	0- 1	0- 0	4- 0				
3- 3	0- 0	0- 1	AWAY	1- 0	0- 2	2- 0				
2- 0	0- 0	0- 0	NEUTRAL	0- 0	1- 0	1- 0				
8- 1	0- 0	0- 1	CONFERENCE	0- 0	1- 0	7- 0				
4- 1	0- 0	0- 1	HOME	0- 0	1- 0	3- 0				
4- 0	0- 0	0- 0	AWAY	0- 0	0- 0	4- 0				
0- 0	0- 0	0- 0	NEUTRAL	0- 0	0- 0	0- 0				

RPI 1-25				RPI 26-50				RPI 51-100				Team's RPI: 59	RPI 101+			
RPI	S	Opponent	Score	RPI	S	Opponent	Score	RPI	S	Opponent	Score		RPI	S	Opponent	Score
				30	A	Kentucky	55 72	60	H	Belmont	38 45		130	N	Chattanooga	58 47
				39	H	Rice	47 60	95	A	Troy	67 64		140	A	Tennessee Tech	64 68
													141	H	UAB	60 44
													144	A	Fordham	49 61
													153	H	Georgia St.	69 54
													154	H	Louisiana Tech	75 38
													167	H	Vanderbilt	65 58
													177	H	North Texas	61 46
													180	H	UNC Asheville	67 46
													186	H	Southern Miss.	66 49
													212	A	UNLV	66 62
													224	N	Dartmouth	70 58
													243	A	Furman	78 71
													277	A	UTSA	72 52
													279	A	UTEP	79 49
													289	A	Fla. Atlantic	74 55
													316	A	FIU	49 43
													320	H	Mississippi Val.	101 51
LAST 12 Division I GAMES:																
				212	A	UNLV	66 62	144	A	Fordham	49 61					
				141	H	UAB	60 44	154	H	Louisiana Tech	75 38					
				177	H	North Texas	61 46	186	H	Southern Miss.	66 49					
				39	H	Rice	47 60	289	A	Fla. Atlantic	74 55					
				279	A	UTEP	79 49	316	A	FIU	49 43					
				277	A	UTSA	72 52	130	N	Chattanooga	58 47					

Non-Div I Games:

Middle Tenn.

■ Loss,
 ■ Non-Conf,
 ■ S Site,
 ■ H Home
 ■ A Away
 N Neutral

Average RPI Win:	267	WON-LOST	WINNING	LAST 10	STRENGTH OF	OPP. STRENGTH	TEAM	ADJ.	CONF.	ADJ CONF.
Average RPI Loss:	96	RECORD	PCT. RANK	GAMES	SCHEDULE	OF SCHEDULE	RPI	RPI	RPI	RPI
DIV. I ONLY	10- 11	178	0- 1	204	150	193	193	20	20	
DIV. I NON-CONF.	5- 6	177	0- 0	139	109	168	168	18	18	
TOTALS	RPI 1-25	RPI 26-50	W-L RECORDS	RPI 51-100	RPI 101-150	RPI 150+				
10- 11	0- 2	0- 1	OVERALL	0- 4	1- 2	9- 2				
5- 5	0- 2	0- 0	HOME	0- 1	1- 1	4- 1				
4- 6	0- 0	0- 1	AWAY	0- 3	0- 1	4- 1				
1- 0	0- 0	0- 0	NEUTRAL	0- 0	0- 0	1- 0				
5- 6	0- 2	0- 1	NON-CONFERENCE	0- 1	0- 1	5- 1				
2- 3	0- 2	0- 0	HOME	0- 0	0- 0	2- 1				
2- 3	0- 0	0- 1	AWAY	0- 1	0- 1	2- 0				
1- 0	0- 0	0- 0	NEUTRAL	0- 0	0- 0	1- 0				
5- 5	0- 0	0- 0	CONFERENCE	0- 3	1- 1	4- 1				
3- 2	0- 0	0- 0	HOME	0- 1	1- 1	2- 0				
2- 3	0- 0	0- 0	AWAY	0- 2	0- 0	2- 1				
0- 0	0- 0	0- 0	NEUTRAL	0- 0	0- 0	0- 0				

RPI 1-25				RPI 26-50				RPI 51-100				RPI 101+ Team's RPI: 193			
RPI	S	Opponent	Score	RPI	S	Opponent	Score	RPI	S	Opponent	Score	RPI	S	Opponent	Score
11	H	Marquette	74 83	33	A	Indiana	66 68	52	A	Saint Mary's (CA)	71 73	125	H	Youngstown St.	71 68
22	H	Florida St.	62 87					70	A	Green Bay	45 59	128	A	Fresno St.	48 65
								70	H	Green Bay	62 76	131	H	IUPUI	66 67
								88	A	Wright St.	57 61	171	H	Wisconsin	57 68
												172	N	UC Riverside	56 54
												232	A	North Dakota	64 46
												263	H	Columbia	78 65
												272	H	Cleveland St.	59 53
												280	A	Northern Ky.	54 55
												305	A	North Dakota St.	57 55
												310	A	Oakland	79 52
												330	A	Detroit Mercy	62 44
												331	H	Purdue Fort Wayne	70 48
												333	H	UIC	72 53
LAST 12 Division I GAMES:															
333	H	UIC	72 53	70	A	Green Bay	45 59								
131	H	IUPUI	66 67	88	A	Wright St.	57 61								
330	A	Detroit Mercy	62 44	280	A	Northern Ky.	54 55								
310	A	Oakland	79 52	70	H	Green Bay	62 76								
272	H	Cleveland St.	59 53	22	H	Florida St.	62 87								
125	H	Youngstown St.	71 68	305	A	North Dakota St.	57 55								

Non-Div I Games:

Milwaukee

■ Loss,
 ■ Non-Conf,
 S Site,
 ■ Home
 ■ Away
 N Neutral

Average RPI Win:	211	WON-LOST	WINNING	LAST 10	STRENGTH OF	OPP. STRENGTH	TEAM	ADJ.	CONF.	ADJ CONF.
Average RPI Loss:	75	RECORD	PCT. RANK	GAMES	SCHEDULE	OF SCHEDULE	RPI	RPI	RPI	RPI
DIV. I ONLY	14- 7	84	1- 0	214	74	139	139	4	4	
DIV. I NON-CONF.	11- 0	1	0- 0	329	185	77	77	6	6	
TOTALS	RPI 1-25	RPI 26-50	W-L RECORDS	RPI 51-100	RPI 101-150	RPI 150+				
14- 7	1- 2	0- 1	OVERALL	2- 2	0- 1	11- 1				
10- 4	1- 1	0- 1	HOME	0- 0	0- 1	9- 1				
4- 3	0- 1	0- 0	AWAY	2- 2	0- 0	2- 0				
0- 0	0- 0	0- 0	NEUTRAL	0- 0	0- 0	0- 0				
11- 0	1- 0	0- 0	NON-CONFERENCE	1- 0	0- 0	9- 0				
9- 0	1- 0	0- 0	HOME	0- 0	0- 0	8- 0				
2- 0	0- 0	0- 0	AWAY	1- 0	0- 0	1- 0				
0- 0	0- 0	0- 0	NEUTRAL	0- 0	0- 0	0- 0				
3- 7	0- 2	0- 1	CONFERENCE	1- 2	0- 1	2- 1				
1- 4	0- 1	0- 1	HOME	0- 0	0- 1	1- 1				
2- 3	0- 1	0- 0	AWAY	1- 2	0- 0	1- 0				
0- 0	0- 0	0- 0	NEUTRAL	0- 0	0- 0	0- 0				

RPI 1-25				RPI 26-50				RPI 51-100				RPI 101+ Team's RPI: 139			
RPI	S	Opponent	Score	RPI	S	Opponent	Score	RPI	S	Opponent	Score	RPI	S	Opponent	Score
9	H	Syracuse	72 68	42	H	Purdue	53 64	62	A	Michigan	60 76	101	H	Ohio St.	55 65
13	H	Iowa	63 81					85	A	Northwestern	61 54	163	A	Xavier	78 53
25	A	Michigan St.	68 86					86	A	Boston College	77 69	171	A	Wisconsin	78 50
								90	A	Nebraska	57 63	171	H	Wisconsin	74 56
												189	H	Illinois	62 66
												200	H	Rhode Island	91 71
												250	H	Air Force	67 50
												251	H	Cornell	65 45
												254	H	San Diego	53 48
												318	H	Coppin St.	84 52
												323	H	Incarnate Word	75 39
												325	H	New Hampshire	70 47
												345	H	Ark.-Pine Bluff	84 42
LAST 12 Division I GAMES:															
101	H	Ohio St.	55 65	85	A	Northwestern	61 54								
42	H	Purdue	53 64	189	H	Illinois	62 66								
90	A	Nebraska	57 63	62	A	Michigan	60 76								
171	A	Wisconsin	78 50	171	H	Wisconsin	74 56								
13	H	Iowa	63 81	200	H	Rhode Island	91 71								
25	A	Michigan St.	68 86	318	H	Coppin St.	84 52								

Non-Div I Games:

Minnesota

■ Loss,
■ Non-Conf, S Site,
■ Home
■ Away
N Neutral

Average RPI Win:	134	WON-LOST	WINNING	LAST 10	STRENGTH OF	OPP. STRENGTH	TEAM	ADJ.	CONF.	ADJ CONF.
Average RPI Loss:	4	RECORD	PCT. RANK	GAMES	SCHEDULE	OF SCHEDULE	RPI	RPI	RPI	RPI
DIV. I ONLY	20- 1	3	1- 0	46	43	8	8	5	5	
DIV. I NON-CONF.	12- 1	11	0- 0	96	45	13	13	5	5	
TOTALS	RPI 1-25	RPI 26-50	W-L RECORDS	RPI 51-100	RPI 101-150	RPI 150+				
20- 1	2- 1	2- 0	OVERALL	5- 0	3- 0	8- 0				
11- 0	2- 0	1- 0	HOME	1- 0	1- 0	6- 0				
9- 1	0- 1	1- 0	AWAY	4- 0	2- 0	2- 0				
0- 0	0- 0	0- 0	NEUTRAL	0- 0	0- 0	0- 0				
12- 1	1- 1	1- 0	NON-CONFERENCE	2- 0	2- 0	6- 0				
7- 0	1- 0	0- 0	HOME	1- 0	0- 0	5- 0				
5- 1	0- 1	1- 0	AWAY	1- 0	2- 0	1- 0				
0- 0	0- 0	0- 0	NEUTRAL	0- 0	0- 0	0- 0				
8- 0	1- 0	1- 0	CONFERENCE	3- 0	1- 0	2- 0				
4- 0	1- 0	1- 0	HOME	0- 0	1- 0	1- 0				
4- 0	0- 0	0- 0	AWAY	3- 0	0- 0	1- 0				
0- 0	0- 0	0- 0	NEUTRAL	0- 0	0- 0	0- 0				

RPI	S	Opponent	Score	RPI	S	Opponent	Score	RPI	S	Opponent	Score	RPI	S	Opponent	Score
4	A	Oregon	74 82	30	H	Kentucky	86 71	51	A	Auburn	85 59	105	A	Virginia	72 44
11	H	Marquette	87 82	31	A	Texas	67 49	58	A	LSU	68 35	109	H	Georgia	80 71
17	H	South Carolina	89 74					61	A	Arkansas	93 69	129	A	Washington	103 56
								72	H	Lamar University	104 53	186	A	Southern Miss.	86 42
								82	A	Little Rock	98 63	205	H	Ole Miss	80 49
												208	A	Florida	90 42
												218	H	Southeast Mo. St.	88 53
												242	H	Louisiana	104 36
												243	H	Furman	106 41
												302	H	Jackson St.	105 38
												318	H	Coppin St.	110 38
LAST 12 Division I GAMES:															
205	H	Ole Miss	80 49	58	A	LSU	68 35								
208	A	Florida	90 42	61	A	Arkansas	93 69								
17	H	South Carolina	89 74	242	H	Louisiana	104 36								
51	A	Auburn	85 59	129	A	Washington	103 56								
109	H	Georgia	80 71	4	A	Oregon	74 82								
30	H	Kentucky	86 71	186	A	Southern Miss.	86 42								

Non-Div I Games:

Mississippi St.

■ Loss,
 ■ Non-Conf, S Site,
 ■ Home
 ■ Away
 N Neutral

Average RPI Win:	282	WON-LOST	WINNING	LAST 10	STRENGTH OF	OPP. STRENGTH	TEAM	ADJ.	CONF.	ADJ CONF.
Average RPI Loss:	197	RECORD	PCT. RANK	GAMES	SCHEDULE	OF SCHEDULE	RPI	RPI	RPI	RPI
DIV. I ONLY	3- 16	324	0- 1	259	339	320	320	29	29	
DIV. I NON-CONF.	1- 10	330	0- 0	82	328	267	267	27	27	
TOTALS	RPI 1-25	RPI 26-50	W-L RECORDS	RPI 51-100	RPI 101-150	RPI 150+				
3- 16	0- 0	0- 0	OVERALL	0- 3	0- 1	3- 12				
1- 4	0- 0	0- 0	HOME	0- 0	0- 0	1- 4				
2- 11	0- 0	0- 0	AWAY	0- 2	0- 1	2- 8				
0- 1	0- 0	0- 0	NEUTRAL	0- 1	0- 0	0- 0				
1- 10	0- 0	0- 0	NON-CONFERENCE	0- 3	0- 1	1- 6				
0- 1	0- 0	0- 0	HOME	0- 0	0- 0	0- 1				
1- 8	0- 0	0- 0	AWAY	0- 2	0- 1	1- 5				
0- 1	0- 0	0- 0	NEUTRAL	0- 1	0- 0	0- 0				
2- 6	0- 0	0- 0	CONFERENCE	0- 0	0- 0	2- 6				
1- 3	0- 0	0- 0	HOME	0- 0	0- 0	1- 3				
1- 3	0- 0	0- 0	AWAY	0- 0	0- 0	1- 3				
0- 0	0- 0	0- 0	NEUTRAL	0- 0	0- 0	0- 0				

RPI 1-25			RPI 26-50			RPI 51-100			RPI 101+ Team's RPI: 320		
RPI	S	Opponent	Score	RPI	S	Opponent	Score	RPI	S	Opponent	Score
						53 A TCU	47 96	134 A UT Martin		51 110	
						59 A Middle Tenn.	51 101	155 H North Ala.		72 86	
						95 N Troy	54 75	179 A Southern U.		67 74	
								183 A Arkansas St.		57 60	
								186 A Southern Miss.		60 67	
								191 A Nicholls St.		47 72	
								198 H Prairie View		65 75	
								203 A SMU		47 62	
								219 H Alabama St.		64 62	
								247 H Texas Southern		50 68	
								283 A Austin Peay		95 89	
								299 H Alabama A&M		60 80	
								302 A Jackson St.		56 87	
								313 A La.-Monroe		65 72	
								345 A Ark.-Pine Bluff		62 56	
								350 A Alcorn		63 73	
LAST 12 Division I GAMES:											
247	H	Texas Southern	50 68	302	A	Jackson St.	56 87				
198	H	Prairie View	65 75	345	A	Ark.-Pine Bluff	62 56				
179	A	Southern U.	67 74	134	A	UT Martin	51 110				
350	A	Alcorn	63 73	155	H	North Ala.	72 86				
219	H	Alabama St.	64 62	183	A	Arkansas St.	57 60				
299	H	Alabama A&M	60 80	313	A	La.-Monroe	65 72				

Non-Div I Games:

Mississippi Val.

Average RPI Win:	137	WON-LOST	WINNING	LAST 10	STRENGTH OF	OPP. STRENGTH	TEAM	ADJ.	CONF.	ADJ CONF.
Average RPI Loss:	71	RECORD	PCT. RANK	GAMES	SCHEDULE	OF SCHEDULE	RPI	RPI	RPI	RPI
DIV. I ONLY	16- 6	61	1- 0	53	66	35	35	5	5	
DIV. I NON-CONF.	11- 3	56	1- 0	99	85	46	46	5	5	
TOTALS	RPI 1-25	RPI 26-50	W-L RECORDS	RPI 51-100	RPI 101-150	RPI 150+				
16- 6	0- 1	0- 2	OVERALL	7- 2	1- 0	8- 1				
9- 2	0- 0	0- 1	HOME	3- 1	1- 0	5- 0				
5- 3	0- 1	0- 1	AWAY	2- 0	0- 0	3- 1				
2- 1	0- 0	0- 0	NEUTRAL	2- 1	0- 0	0- 0				
11- 3	0- 0	0- 1	NON-CONFERENCE	4- 2	0- 0	7- 0				
5- 2	0- 0	0- 1	HOME	1- 1	0- 0	4- 0				
4- 0	0- 0	0- 0	AWAY	1- 0	0- 0	3- 0				
2- 1	0- 0	0- 0	NEUTRAL	2- 1	0- 0	0- 0				
5- 3	0- 1	0- 1	CONFERENCE	3- 0	1- 0	1- 1				
4- 0	0- 0	0- 0	HOME	2- 0	1- 0	1- 0				
1- 3	0- 1	0- 1	AWAY	1- 0	0- 0	0- 1				
0- 0	0- 0	0- 0	NEUTRAL	0- 0	0- 0	0- 0				

RPI S	Opponent	Score	RPI S	Opponent	Score	Team's RPI: 35	RPI S	Opponent	Score	RPI S	Opponent	Score	RPI S	Opponent	Score
17	A South Carolina	65 79	30	A Kentucky	41 52		51	H Auburn	74 65	109	H Georgia	61 35			
			36	H South Dakota	61 74		56	A Tennessee	66 64	175	H Texas St.	69 50			
							61	H Arkansas	71 53	183	H Arkansas St.	70 50			
							62	N Michigan	54 70	189	A Illinois	67 45			
							66	N Quinnipiac	65 51	199	A Saint Louis	74 62			
							67	N Duke	62 54	205	H Ole Miss	78 55			
							68	A West Virginia	68 51	208	A Florida	56 58			
							70	H Green Bay	49 56	216	H UMKC	66 59			
							80	H Missouri St.	65 61	233	H SIUE	59 36			
										236	A Western Ill.	89 64			
LAST 12 Division I GAMES:															
66	N Quinnipiac	65 51	67	N Duke	62 54										
51	H Auburn	74 65	61	H Arkansas	71 53										
30	A Kentucky	41 52	56	A Tennessee	66 64										
17	A South Carolina	65 79	205	H Ole Miss	78 55										
109	H Georgia	61 35	183	H Arkansas St.	70 50										
208	A Florida	56 58	189	A Illinois	67 45										

Non-Div I Games:

Missouri

Average RPI Win:	184	WON-LOST	WINNING	LAST 10	STRENGTH OF	OPP. STRENGTH	TEAM	ADJ.	CONF.	ADJ CONF.
Average RPI Loss:	104	RECORD	PCT. RANK	GAMES	SCHEDULE	OF SCHEDULE	RPI	RPI	RPI	RPI
DIV. I ONLY	12- 7	101	1- 0	77	131	80	80	12	12	
DIV. I NON-CONF.	4- 7	228	0- 0	52	58	156	156	14	14	
TOTALS	RPI 1-25	RPI 26-50	W-L RECORDS	RPI 51-100	RPI 101-150	RPI 150+				
12- 7	1- 1	0- 3	OVERALL	1- 0	0- 0	10- 3				
7- 2	0- 1	0- 1	HOME	1- 0	0- 0	6- 0				
3- 5	1- 0	0- 2	AWAY	0- 0	0- 0	2- 3				
2- 0	0- 0	0- 0	NEUTRAL	0- 0	0- 0	2- 0				
4- 7	0- 1	0- 3	NON-CONFERENCE	1- 0	0- 0	3- 3				
2- 2	0- 1	0- 1	HOME	1- 0	0- 0	1- 0				
0- 5	0- 0	0- 2	AWAY	0- 0	0- 0	0- 3				
2- 0	0- 0	0- 0	NEUTRAL	0- 0	0- 0	2- 0				
8- 0	1- 0	0- 0	CONFERENCE	0- 0	0- 0	7- 0				
5- 0	0- 0	0- 0	HOME	0- 0	0- 0	5- 0				
3- 0	1- 0	0- 0	AWAY	0- 0	0- 0	2- 0				
0- 0	0- 0	0- 0	NEUTRAL	0- 0	0- 0	0- 0				

RPI 1-25				RPI 26-50				RPI 51-100				Team's RPI: 80	RPI 101+			
RPI	S	Opponent	Score	RPI	S	Opponent	Score	RPI	S	Opponent	Score		RPI	S	Opponent	Score
12	H	Gonzaga	67 70	33	A	Indiana	74 98	82	H	Little Rock	48 44		154	N	Louisiana Tech	82 70
19	A	Drake	85 79	35	A	Missouri	61 65						158	H	Southern Ill.	66 51
				36	H	South Dakota	74 85						170	A	Bradley	68 56
													173	H	Indiana St.	71 58
													174	A	Santa Clara	73 77
													177	A	North Texas	76 83
													182	H	Ball St.	74 54
													196	A	Illinois St.	59 47
													211	H	Loyola Chicago	84 49
													233	N	SIUE	68 65
													261	A	Wichita St.	60 63
													291	H	Valparaiso	108 63
													337	H	Evansville	88 66
LAST 12 Division I GAMES:																
291	H	Valparaiso	108 63	19	A	Drake	85 79									
211	H	Loyola Chicago	84 49	173	H	Indiana St.	71 58									
196	A	Illinois St.	59 47	82	H	Little Rock	48 44									
170	A	Bradley	68 56	233	N	SIUE	68 65									
158	H	Southern Ill.	66 51	154	N	Louisiana Tech	82 70									
337	H	Evansville	88 66	12	H	Gonzaga	67 70									

Non-Div I Games:

Missouri St.

■ Loss,
■ Non-Conf,
■ S Site,
■ H Home
■ A Away
N Neutral

Average RPI Win:	244	WON-LOST	WINNING	LAST 10	STRENGTH OF	OPP. STRENGTH	TEAM	ADJ.	CONF.	ADJ CONF.
Average RPI Loss:	159	RECORD	PCT. RANK	GAMES	SCHEDULE	OF SCHEDULE	RPI	RPI	RPI	RPI
DIV. I ONLY	7- 12	242	0- 1	185	232	239	239	27	27	
DIV. I NON-CONF.	4- 7	228	0- 0	202	227	232	232	28	28	
TOTALS	RPI 1-25	RPI 26-50	W-L RECORDS	RPI 51-100	RPI 101-150	RPI 150+				
7- 12	0- 0	0- 1	OVERALL	0- 4	0- 2	7- 5				
4- 6	0- 0	0- 1	HOME	0- 2	0- 0	4- 3				
3- 6	0- 0	0- 0	AWAY	0- 2	0- 2	3- 2				
0- 0	0- 0	0- 0	NEUTRAL	0- 0	0- 0	0- 0				
4- 7	0- 0	0- 1	NON-CONFERENCE	0- 2	0- 1	4- 3				
2- 3	0- 0	0- 1	HOME	0- 1	0- 0	2- 1				
2- 4	0- 0	0- 0	AWAY	0- 1	0- 1	2- 2				
0- 0	0- 0	0- 0	NEUTRAL	0- 0	0- 0	0- 0				
3- 5	0- 0	0- 0	CONFERENCE	0- 2	0- 1	3- 2				
2- 3	0- 0	0- 0	HOME	0- 1	0- 0	2- 2				
1- 2	0- 0	0- 0	AWAY	0- 1	0- 1	1- 0				
0- 0	0- 0	0- 0	NEUTRAL	0- 0	0- 0	0- 0				

RPI S	Opponent	Score	RPI S	Opponent	Score	RPI S	Opponent	Score	RPI S	Opponent	Score	Team's RPI: 239
49	H Bucknell	32 70	66	A Quinnipiac	38 67	136	A Lehigh	48 63				
			66	H Quinnipiac	46 58	149	A Marist	45 69				
			69	A Virginia Tech	49 82	178	A George Washington	55 51				
			77	H Princeton	47 79	201	H Rider	43 55				
						217	H Navy	68 67				
						221	A East Carolina	67 73				
						237	H Niagara	76 54				
						238	H Albany (NY)	64 56				
						241	A Sacred Heart	55 50				
						265	H Siena	68 77				
						270	H Canisius	67 61				
						295	H Loyola Maryland	67 75				
						319	A Lafayette	69 73				
						329	A Iona	55 38				
LAST 12 Division I GAMES:												
237	H Niagara	76 54	66	H Quinnipiac	46 58							
270	H Canisius	67 61	329	A Iona	55 38							
265	H Siena	68 77	295	H Loyola Maryland	67 75							
149	A Marist	45 69	217	H Navy	68 67							
66	A Quinnipiac	38 67	77	H Princeton	47 79							
201	H Rider	43 55	319	A Lafayette	69 73							

Non-Div I Games:

Monmouth

Montana

Through Games Of Feb. 2, 2019

Average RPI Win:	209	WON-LOST	WINNING	LAST 10	STRENGTH OF	OPP. STRENGTH	TEAM	ADJ.	CONF.	ADJ CONF.
Average RPI Loss:	103	RECORD	PCT. RANK	GAMES	SCHEDULE	OF SCHEDULE	RPI	RPI	RPI	RPI
DIV. I ONLY	9- 9	165	1- 0	117	138	147	147	16	16	
DIV. I NON-CONF.	4- 4	162	1- 0	36	86	76	76	12	12	
TOTALS	RPI 1-25	RPI 26-50	W-L RECORDS	RPI 51-100	RPI 101-150	RPI 150+				
9- 9	0- 1	0- 1	OVERALL	3- 2	0- 3	6- 2				
5- 3	0- 0	0- 1	HOME	3- 0	0- 1	2- 1				
3- 6	0- 1	0- 0	AWAY	0- 2	0- 2	3- 1				
1- 0	0- 0	0- 0	NEUTRAL	0- 0	0- 0	1- 0				
4- 4	0- 1	0- 1	NON-CONFERENCE	2- 1	0- 1	2- 0				
2- 1	0- 0	0- 1	HOME	2- 0	0- 0	0- 0				
1- 3	0- 1	0- 0	AWAY	0- 1	0- 1	1- 0				
1- 0	0- 0	0- 0	NEUTRAL	0- 0	0- 0	1- 0				
5- 5	0- 0	0- 0	CONFERENCE	1- 1	0- 2	4- 2				
3- 2	0- 0	0- 0	HOME	1- 0	0- 1	2- 1				
2- 3	0- 0	0- 0	AWAY	0- 1	0- 1	2- 1				
0- 0	0- 0	0- 0	NEUTRAL	0- 0	0- 0	0- 0				

RPI	S	Opponent	Score	RPI	S	Opponent	Score	RPI	S	Opponent	Score	RPI	S	Opponent	Score	Team's RPI: 147
12	A	Gonzaga	52 76	36	H	South Dakota	41 64	71	A	Arizona	51 100	116	H	Northern Colo.	62 73	
								73	A	Idaho St.	34 50	129	A	Washington	54 69	
								78	H	UC Davis	62 56	132	A	Montana St.	52 74	
								98	H	Idaho	82 79	164	A	Portland St.	60 78	
								100	H	Northern Ill.	86 70	197	H	Eastern Wash.	62 68	
												204	N	Saint Francis (PA)	79 77	
												235	A	Sacramento St.	88 86	
												257	H	Southern Utah	79 57	
												266	H	Northern Ariz.	78 62	
												307	A	Weber St.	72 60	
												340	A	Grand Canyon	69 47	
LAST 12 Division I GAMES:																
78	H	UC Davis	62 56	204	N	Saint Francis (PA)	79 77									
132	A	Montana St.	52 74	197	H	Eastern Wash.	62 68									
307	A	Weber St.	72 60	164	A	Portland St.	60 78									
73	A	Idaho St.	34 50	235	A	Sacramento St.	88 86									
98	H	Idaho	82 79	257	H	Southern Utah	79 57									
116	H	Northern Colo.	62 73	266	H	Northern Ariz.	78 62									

Non-Div I Games: Providence (MT) 90 45

Montana

Loss, Non-Conf, S Site, H Home A Away N Neutral

Average RPI Win:	223	WON-LOST	WINNING	LAST 10	STRENGTH OF	OPP. STRENGTH	TEAM	ADJ.	CONF.	ADJ CONF.
Average RPI Loss:	81	RECORD	PCT. RANK	GAMES	SCHEDULE	OF SCHEDULE	RPI	RPI	RPI	RPI
DIV. I ONLY	10- 9	151	1- 0	124	115	132	132	16	16	
DIV. I NON-CONF.	4- 5	190	1- 0	50	49	98	98	12	12	
TOTALS	RPI 1-25	RPI 26-50	W-L RECORDS	RPI 51-100	RPI 101-150	RPI 150+				
10- 9	0- 1	0- 2	OVERALL	0- 4	2- 0	8- 2				
5- 3	0- 0	0- 1	HOME	0- 1	1- 0	4- 1				
4- 6	0- 1	0- 1	AWAY	0- 3	1- 0	3- 1				
1- 0	0- 0	0- 0	NEUTRAL	0- 0	0- 0	1- 0				
4- 5	0- 1	0- 2	NON-CONFERENCE	0- 2	0- 0	4- 0				
2- 1	0- 0	0- 1	HOME	0- 0	0- 0	2- 0				
1- 4	0- 1	0- 1	AWAY	0- 2	0- 0	1- 0				
1- 0	0- 0	0- 0	NEUTRAL	0- 0	0- 0	1- 0				
6- 4	0- 0	0- 0	CONFERENCE	0- 2	2- 0	4- 2				
3- 2	0- 0	0- 0	HOME	0- 1	1- 0	2- 1				
3- 2	0- 0	0- 0	AWAY	0- 1	1- 0	2- 1				
0- 0	0- 0	0- 0	NEUTRAL	0- 0	0- 0	0- 0				

RPI 1-25				RPI 26-50				RPI 51-100				RPI 101+ Team's RPI: 132			
RPI	S	Opponent	Score	RPI	S	Opponent	Score	RPI	S	Opponent	Score	RPI	S	Opponent	Score
11	A	Marquette	52 100	27	H	South Dakota St.	67 88	53	A	TCU	49 71	116	A	Northern Colo.	79 66
				46	A	Wyoming	58 66	63	A	SFA	53 60	147	H	Montana	74 52
								73	A	Idaho St.	43 61	164	A	Portland St.	53 55
								98	H	Idaho	66 82	168	N	Delaware	69 60
												175	A	Texas St.	67 59
												197	H	Eastern Wash.	87 89
												235	A	Sacramento St.	69 53
												248	H	Long Beach St.	85 62
												257	H	Southern Utah	69 64
												266	H	Northern Ariz.	80 70
												307	A	Weber St.	66 59
												311	H	Omaha	59 56
LAST 12 Division I GAMES:															
147	H	Montana	74 52	175	A	Texas St.	67 59	235	A	Sacramento St.	69 53	164	A	Portland St.	53 55
73	A	Idaho St.	43 61	266	H	Northern Ariz.	80 70	257	H	Southern Utah	69 64	27	H	South Dakota St.	67 88
307	A	Weber St.	66 59												
197	H	Eastern Wash.	87 89												
116	A	Northern Colo.	79 66												
98	H	Idaho	66 82												

Non-Div I Games: Carroll (MT) 64 48

Montana St.

Loss, Non-Conf, S Site, H Home A Away N Neutral

Average RPI Win:	249	WON-LOST	WINNING	LAST 10	STRENGTH OF	OPP. STRENGTH	TEAM	ADJ.	CONF.	ADJ CONF.
Average RPI Loss:	139	RECORD	PCT. RANK	GAMES	SCHEDULE	OF SCHEDULE	RPI	RPI	RPI	RPI
DIV. I ONLY	15- 6	66	1- 0	234	294	118	118	21	21	
DIV. I NON-CONF.	7- 4	109	0- 0	268	295	160	160	20	20	
TOTALS	RPI 1-25	RPI 26-50	W-L RECORDS	RPI 51-100	RPI 101-150	RPI 150+				
15- 6	0- 1	0- 1	OVERALL	0- 1	3- 0	12- 3				
8- 1	0- 0	0- 0	HOME	0- 0	2- 0	6- 1				
7- 5	0- 1	0- 1	AWAY	0- 1	1- 0	6- 2				
0- 0	0- 0	0- 0	NEUTRAL	0- 0	0- 0	0- 0				
7- 4	0- 1	0- 1	NON-CONFERENCE	0- 0	1- 0	6- 2				
4- 1	0- 0	0- 0	HOME	0- 0	0- 0	4- 1				
3- 3	0- 1	0- 1	AWAY	0- 0	1- 0	2- 1				
0- 0	0- 0	0- 0	NEUTRAL	0- 0	0- 0	0- 0				
8- 2	0- 0	0- 0	CONFERENCE	0- 1	2- 0	6- 1				
4- 0	0- 0	0- 0	HOME	0- 0	2- 0	2- 0				
4- 2	0- 0	0- 0	AWAY	0- 1	0- 0	4- 1				
0- 0	0- 0	0- 0	NEUTRAL	0- 0	0- 0	0- 0				

RPI 1-25				RPI 26-50				RPI 51-100				RPI 101+ Team's RPI: 118			
RPI	S	Opponent	Score	RPI	S	Opponent	Score	RPI	S	Opponent	Score	RPI	S	Opponent	Score
3	A	Baylor	58 96	30	A	Kentucky	57 87	60	A	Belmont	50 77	120	A	Radford	79 72
												134	H	UT Martin	85 75
												140	H	Tennessee Tech	77 56
												204	A	Saint Francis (PA)	83 89
												218	H	Southeast Mo. St.	82 54
												223	H	Jacksonville St.	66 55
												233	A	SIUE	73 67
												255	A	N.C. A&T	72 67
												256	H	St. Francis Brooklyn	94 101
												264	A	Gardner-Webb	84 69
												278	A	Eastern Ill.	67 57
												283	A	Austin Peay	80 81
												288	A	Murray St.	83 61
												290	A	Tennessee St.	85 62
												291	H	Valparaiso	68 62
												324	H	Lipscomb	79 44
												337	H	Evansville	85 63
												344	H	Chicago St.	104 68
LAST 12 Division I GAMES:															
233	A	SIUE	73 67	278	A	Eastern Ill.	67 57								
223	H	Jacksonville St.	66 55	60	A	Belmont	50 77								
140	H	Tennessee Tech	77 56	283	A	Austin Peay	80 81								
134	H	UT Martin	85 75	288	A	Murray St.	83 61								
218	H	Southeast Mo. St.	82 54	324	H	Lipscomb	79 44								
290	A	Tennessee St.	85 62	204	A	Saint Francis (PA)	83 89								

Non-Div I Games: Alice Lloyd 121 56 Ky. Christian 119 28

Morehead St.

Loss, Non-Conf, S Site, H Home A Away N Neutral

Average RPI Win: 327	WON-LOST	WINNING	LAST 10	STRENGTH OF	OPP. STRENGTH	TEAM	ADJ.	CONF.	ADJ CONF.
Average RPI Loss: 173	RECORD	PCT. RANK	GAMES	SCHEDULE	OF SCHEDULE	RPI	RPI	RPI	RPI
DIV. I ONLY	6- 15	285	0- 1	276	333	303	303	32	32
DIV. I NON-CONF.	1- 11	335	0- 1	152	213	318	318	32	32
TOTALS	RPI 1-25	RPI 26-50	W-L RECORDS	RPI 51-100	RPI 101-150	RPI 150+			
6- 15	0- 1	0- 0	OVERALL	0- 4	0- 2	6- 8			
4- 4	0- 0	0- 0	HOME	0- 0	0- 0	4- 4			
2- 8	0- 0	0- 0	AWAY	0- 4	0- 1	2- 3			
0- 3	0- 1	0- 0	NEUTRAL	0- 0	0- 1	0- 1			
1- 11	0- 1	0- 0	NON-CONFERENCE	0- 4	0- 2	1- 4			
1- 2	0- 0	0- 0	HOME	0- 0	0- 0	1- 2			
0- 6	0- 0	0- 0	AWAY	0- 4	0- 1	0- 1			
0- 3	0- 1	0- 0	NEUTRAL	0- 0	0- 1	0- 1			
5- 4	0- 0	0- 0	CONFERENCE	0- 0	0- 0	5- 4			
3- 2	0- 0	0- 0	HOME	0- 0	0- 0	3- 2			
2- 2	0- 0	0- 0	AWAY	0- 0	0- 0	2- 2			
0- 0	0- 0	0- 0	NEUTRAL	0- 0	0- 0	0- 0			

RPI 1-25			RPI 26-50			RPI 51-100			RPI 101+ Team's RPI: 303		
RPI	S	Opponent	Score	RPI	S	Opponent	Score	RPI	S	Opponent	Score
18	N	Maryland	44 68					62	A	Michigan	47 70
								63	A	SFA	42 69
								68	A	West Virginia	37 72
								97	A	Hartford	59 80
								109	N	Georgia	33 60
								117	A	Western Ky.	43 90
								176	H	UMES	68 73
								226	A	Howard	56 79
								237	N	Niagara	57 67
								255	A	N.C. A&T	29 62
								259	H	Bethune-Cookman	69 73
								296	H	South Carolina St.	62 51
								297	H	Central Conn. St.	36 60
								301	H	UMBC	68 73
								304	H	UMass Lowell	61 49
								316	A	FIU	50 59
								318	A	Coppin St.	74 57
								346	A	N.C. Central	65 62
								348	H	Florida A&M	75 71
								349	H	Savannah St.	63 47
LAST 12 Division I GAMES:											
318	A	Coppin St.	74 57	237	N	Niagara	57 67				
348	H	Florida A&M	75 71	296	H	South Carolina St.	62 51				
259	H	Bethune-Cookman	69 73	349	H	Savannah St.	63 47				
346	A	N.C. Central	65 62	176	H	UMES	68 73				
255	A	N.C. A&T	29 62	304	H	UMass Lowell	61 49				
226	A	Howard	56 79	301	H	UMBC	68 73				

Non-Div I Games: Washington Adventis60 43 Lincoln (PA) 46 **51**

Morgan St.

Loss, **Non-Conf**, **S Site**, **H Home** **A Away** **N Neutral**

Mt. St. Mary's

Through Games Of Feb. 2, 2019

Average RPI Win:	261	WON-LOST	WINNING	LAST 10	STRENGTH OF	OPP. STRENGTH	TEAM	ADJ.	CONF.	ADJ CONF.
Average RPI Loss:	190	RECORD	PCT. RANK	GAMES	SCHEDULE	OF SCHEDULE	RPI	RPI	RPI	RPI
DIV. I ONLY	9- 10	188	0- 1	296	325	244	244	31	31	
DIV. I NON-CONF.	5- 5	162	0- 0	154	264	145	145	31	31	
TOTALS	RPI 1-25	RPI 26-50	W-L RECORDS	RPI 51-100	RPI 101-150	RPI 150+				
9- 10	0- 0	0- 0	OVERALL	0- 2	2- 1	7- 7				
5- 3	0- 0	0- 0	HOME	0- 0	2- 0	3- 3				
4- 7	0- 0	0- 0	AWAY	0- 2	0- 1	4- 4				
0- 0	0- 0	0- 0	NEUTRAL	0- 0	0- 0	0- 0				
5- 5	0- 0	0- 0	NON-CONFERENCE	0- 2	2- 1	3- 2				
2- 1	0- 0	0- 0	HOME	0- 0	2- 0	0- 1				
3- 4	0- 0	0- 0	AWAY	0- 2	0- 1	3- 1				
0- 0	0- 0	0- 0	NEUTRAL	0- 0	0- 0	0- 0				
4- 5	0- 0	0- 0	CONFERENCE	0- 0	0- 0	4- 5				
3- 2	0- 0	0- 0	HOME	0- 0	0- 0	3- 2				
1- 3	0- 0	0- 0	AWAY	0- 0	0- 0	1- 3				
0- 0	0- 0	0- 0	NEUTRAL	0- 0	0- 0	0- 0				

RPI 1-25			RPI 26-50			RPI 51-100			RPI 101+ Team's RPI: 244		
RPI	S	Opponent	Score	RPI	S	Opponent	Score	RPI	S	Opponent	Score
								120	H	Radford	89 77
						62 A Michigan	40 88	121	H	Towson	87 78
						69 A Virginia Tech	51 83	148	A	Duquesne	64 73
								176	H	UMES	73 86
								201	A	Rider	67 85
								204	A	Saint Francis (PA)	66 68
								204	H	Saint Francis (PA)	72 83
								214	A	Robert Morris	58 70
								256	H	St. Francis Brooklyn	78 75
								264	A	Gardner-Webb	69 62
								295	A	Loyola Maryland	77 67
								297	H	Central Conn. St.	84 53
								298	H	Bryant	68 73
								301	A	UMBC	65 52
								328	A	Wagner	76 92
								343	A	Fairleigh Dickinson	63 47
								351	H	LIU Brooklyn	61 45
LAST 12 Division I GAMES:											
256	H	St. Francis Brooklyn	78 75	204	H	Saint Francis (PA)	72 83				
351	H	LIU Brooklyn	61 45	204	A	Saint Francis (PA)	66 68				
343	A	Fairleigh Dickinson	63 47	214	A	Robert Morris	58 70				
328	A	Wagner	76 92	120	H	Radford	89 77				
297	H	Central Conn. St.	84 53	176	H	UMES	73 86				
298	H	Bryant	68 73	69	A	Virginia Tech	51 83				

Non-Div I Games: Washington Col. 74 50

Mt. St. Mary's

■ Loss,
 ■ Non-Conf,
 ■ S Site,
 ■ H Home
 ■ A Away
 N Neutral

Average RPI Win:	285	WON-LOST	WINNING	LAST 10	STRENGTH OF	OPP. STRENGTH	TEAM	ADJ.	CONF.	ADJ CONF.
Average RPI Loss:	158	RECORD	PCT. RANK	GAMES	SCHEDULE	OF SCHEDULE	RPI	RPI	RPI	RPI
DIV. I ONLY	5- 14	291	0- 1	243	214	288	288	21	21	
DIV. I NON-CONF.	2- 7	288	0- 0	248	167	312	312	20	20	
TOTALS	RPI 1-25	RPI 26-50	W-L RECORDS	RPI 51-100	RPI 101-150	RPI 150+				
5- 14	0- 0	0- 2	OVERALL	0- 2	0- 3	5- 7				
3- 5	0- 0	0- 0	HOME	0- 1	0- 1	3- 3				
2- 9	0- 0	0- 2	AWAY	0- 1	0- 2	2- 4				
0- 0	0- 0	0- 0	NEUTRAL	0- 0	0- 0	0- 0				
2- 7	0- 0	0- 2	NON-CONFERENCE	0- 1	0- 0	2- 4				
2- 2	0- 0	0- 0	HOME	0- 0	0- 0	2- 2				
0- 5	0- 0	0- 2	AWAY	0- 1	0- 0	0- 2				
0- 0	0- 0	0- 0	NEUTRAL	0- 0	0- 0	0- 0				
3- 7	0- 0	0- 0	CONFERENCE	0- 1	0- 3	3- 3				
1- 3	0- 0	0- 0	HOME	0- 1	0- 1	1- 1				
2- 4	0- 0	0- 0	AWAY	0- 0	0- 2	2- 2				
0- 0	0- 0	0- 0	NEUTRAL	0- 0	0- 0	0- 0				

RPI 1-25				RPI 26-50				RPI 51-100				RPI 101+				Team's RPI: 288	
RPI	S	Opponent	Score	RPI	S	Opponent	Score	RPI	S	Opponent	Score	RPI	S	Opponent	Score		
				30	A	Kentucky	49 88	56	A	Tennessee	77 98	118	H	Morehead St.	61 83		
				41	A	Butler	65 86	60	H	Belmont	58 65	134	A	UT Martin	67 75		
												140	A	Tennessee Tech	65 74		
												158	H	Southern Ill.	59 65		
												183	A	Arkansas St.	63 74		
												189	A	Illinois	52 84		
												218	A	Southeast Mo. St.	64 59		
												223	A	Jacksonville St.	64 59		
												233	A	SIUE	54 71		
												278	A	Eastern Ill.	67 75		
												290	H	Tennessee St.	61 65		
												299	H	Alabama A&M	53 59		
												322	H	Eastern Ky.	81 63		
												324	H	Lipscomb	97 61		
												337	H	Evansville	81 53		
LAST 12 Division I GAMES:																	
				223	A	Jacksonville St.	64 59	140	A	Tennessee Tech	65 74						
				290	H	Tennessee St.	61 65	134	A	UT Martin	67 75						
				60	H	Belmont	58 65	322	H	Eastern Ky.	81 63						
				233	A	SIUE	54 71	118	H	Morehead St.	61 83						
				278	A	Eastern Ill.	67 75	56	A	Tennessee	77 98						
				218	A	Southeast Mo. St.	64 59	30	A	Kentucky	49 88						

Non-Div I Games: Oakland City 113 55 Bethel (TN) 86 50

Murray St.

Loss, Non-Conf, S Site, H Home A Away N Neutral

Average RPI Win:	306	WON-LOST	WINNING	LAST 10	STRENGTH OF	OPP. STRENGTH	TEAM	ADJ.	CONF.	ADJ CONF.
Average RPI Loss:	147	RECORD	PCT. RANK	GAMES	SCHEDULE	OF SCHEDULE	RPI	RPI	RPI	RPI
DIV. I ONLY	9- 9	165	0- 1	343	252	255	255	32	32	
DIV. I NON-CONF.	2- 9	297	0- 1	275	133	298	298	32	32	
TOTALS	RPI 1-25	RPI 26-50	W-L RECORDS	RPI 51-100	RPI 101-150	RPI 150+				
9- 9	0- 0	0- 0	OVERALL	0- 2	0- 4	9- 3				
2- 3	0- 0	0- 0	HOME	0- 0	0- 3	2- 0				
7- 4	0- 0	0- 0	AWAY	0- 0	0- 1	7- 3				
0- 2	0- 0	0- 0	NEUTRAL	0- 2	0- 0	0- 0				
2- 9	0- 0	0- 0	NON-CONFERENCE	0- 2	0- 4	2- 3				
0- 3	0- 0	0- 0	HOME	0- 0	0- 3	0- 0				
2- 4	0- 0	0- 0	AWAY	0- 0	0- 1	2- 3				
0- 2	0- 0	0- 0	NEUTRAL	0- 2	0- 0	0- 0				
7- 0	0- 0	0- 0	CONFERENCE	0- 0	0- 0	7- 0				
2- 0	0- 0	0- 0	HOME	0- 0	0- 0	2- 0				
5- 0	0- 0	0- 0	AWAY	0- 0	0- 0	5- 0				
0- 0	0- 0	0- 0	NEUTRAL	0- 0	0- 0	0- 0				

RPI 1-25				RPI 26-50				RPI 51-100				RPI 101+ Team's RPI: 255					
RPI	S	Opponent	Score	RPI	S	Opponent	Score	RPI	S	Opponent	Score	RPI	S	Opponent	Score		
								75	N	Maine	52	58	105	A	Virginia	57	67
								93	N	Yale	49	59	118	H	Morehead St.	67	72
													124	H	VCU	48	54
													150	H	Akron	36	49
													176	A	UMES	51	49
													192	A	Elon	64	73
													217	A	Navy	49	72
													245	A	ETSU	56	61
													289	A	Fla. Atlantic	67	65
													296	A	South Carolina St.	58	44
													303	H	Morgan St.	62	29
													318	H	Coppin St.	66	42
													334	A	Western Caro.	69	51
													346	A	N.C. Central	52	49
													347	A	Delaware St.	67	47
													348	A	Florida A&M	56	48
LAST 12 Division I GAMES:																	
348	A	Florida A&M	56	48	93	N	Yale	49	59								
346	A	N.C. Central	52	49	296	A	South Carolina St.	58	44								
318	H	Coppin St.	66	42	289	A	Fla. Atlantic	67	65								
303	H	Morgan St.	62	29	124	H	VCU	48	54								
176	A	UMES	51	49	192	A	Elon	64	73								
347	A	Delaware St.	67	47	245	A	ETSU	56	61								

Non-Div I Games: Winston-Salem 60 56 Johnson C. Smith 50 53

N.C. A&T

Loss, Non-Conf, S Site, H Home A Away N Neutral

Overall				Through Games Of Feb. 17, 1919						
Average RPI Win:	317	WON-LOST	WINNING	LAST 10	STRENGTH OF	OPP. STRENGTH	TEAM	ADJ.	CONF.	ADJ CONF.
Average RPI Loss:	220	RECORD	PCT. RANK	GAMES	SCHEDULE	OF SCHEDULE	RPI	RPI	RPI	RPI
DIV. I ONLY	4- 16	313	0- 1	340	341	346	346	32	32	
DIV. I NON-CONF.	2- 10	311	0- 0	297	282	342	342	32	32	
TOTALS	RPI 1-25	RPI 26-50	W-L RECORDS	RPI 51-100	RPI 101-150	RPI 150+				
4- 16	0- 1	0- 0	OVERALL	0- 0	0- 2	4- 13				
3- 7	0- 0	0- 0	HOME	0- 0	0- 1	3- 6				
1- 8	0- 1	0- 0	AWAY	0- 0	0- 1	1- 6				
0- 1	0- 0	0- 0	NEUTRAL	0- 0	0- 0	0- 1				
2- 10	0- 1	0- 0	NON-CONFERENCE	0- 0	0- 2	2- 7				
2- 4	0- 0	0- 0	HOME	0- 0	0- 1	2- 3				
0- 5	0- 1	0- 0	AWAY	0- 0	0- 1	0- 3				
0- 1	0- 0	0- 0	NEUTRAL	0- 0	0- 0	0- 1				
2- 6	0- 0	0- 0	CONFERENCE	0- 0	0- 0	2- 6				
1- 3	0- 0	0- 0	HOME	0- 0	0- 0	1- 3				
1- 3	0- 0	0- 0	AWAY	0- 0	0- 0	1- 3				
0- 0	0- 0	0- 0	NEUTRAL	0- 0	0- 0	0- 0				

RPI 1-25				RPI 26-50				RPI 51-100				RPI 101+ Team's RPI: 346			
RPI	S	Opponent	Score	RPI	S	Opponent	Score	RPI	S	Opponent	Score	RPI	S	Opponent	Score
13	A	Iowa	39 106									127	A	High Point	69 80
												133	H	UNCW	82 89
												153	A	Georgia St.	54 65
												176	A	UMES	49 59
												187	H	Coastal Caro.	66 89
												192	H	Elon	54 83
												213	A	Memphis	56 77
												255	H	N.C. A&T	49 52
												259	A	Bethune-Cookman	54 72
												259	H	Bethune-Cookman	50 67
												275	A	Winthrop	41 66
												284	H	Wofford	66 59
												294	N	Kennesaw St.	54 78
												303	H	Morgan St.	62 65
												317	H	UNC Greensboro	66 57
												318	H	Coppin St.	62 57
												338	H	USC Upstate	63 82
												347	A	Delaware St.	61 71
												349	A	Savannah St.	71 67
LAST 12 Division I GAMES:															
				349	A	Savannah St.	71 67	259	A	Bethune-Cookman	54 72				
				255	H	N.C. A&T	49 52	259	H	Bethune-Cookman	50 67				
				303	H	Morgan St.	62 65	213	A	Memphis	56 77				
				318	H	Coppin St.	62 57	294	N	Kennesaw St.	54 78				
				347	A	Delaware St.	61 71	153	A	Georgia St.	54 65				
				176	A	UMES	49 59	284	H	Wofford	66 59				

Non-Div I Games:	Wilberforce	55	49
------------------	-------------	----	----

N.C. Central

Loss, Non-Conf, S Site, H Home A Away N Neutral

Average RPI Win:	95	WON-LOST	WINNING	LAST 10	STRENGTH OF	OPP. STRENGTH	TEAM	ADJ.	CONF.	ADJ CONF.
Average RPI Loss:	0	RECORD	PCT. RANK	GAMES	SCHEDULE	OF SCHEDULE	RPI	RPI	RPI	RPI
DIV. I ONLY	21- 0	1	1- 0	42	6	6	6	1	1	
DIV. I NON-CONF.	13- 0	1	0- 0	34	23	6	6	1	1	
TOTALS	RPI 1-25	RPI 26-50	W-L RECORDS	RPI 51-100	RPI 101-150	RPI 150+				
21- 0	1- 0	2- 0	OVERALL	8- 0	7- 0	3- 0				
13- 0	0- 0	1- 0	HOME	7- 0	3- 0	2- 0				
6- 0	0- 0	1- 0	AWAY	1- 0	4- 0	0- 0				
2- 0	1- 0	0- 0	NEUTRAL	0- 0	0- 0	1- 0				
13- 0	1- 0	0- 0	NON-CONFERENCE	5- 0	4- 0	3- 0				
9- 0	0- 0	0- 0	HOME	5- 0	2- 0	2- 0				
2- 0	0- 0	0- 0	AWAY	0- 0	2- 0	0- 0				
2- 0	1- 0	0- 0	NEUTRAL	0- 0	0- 0	1- 0				
8- 0	0- 0	2- 0	CONFERENCE	3- 0	3- 0	0- 0				
4- 0	0- 0	1- 0	HOME	2- 0	1- 0	0- 0				
4- 0	0- 0	1- 0	AWAY	1- 0	2- 0	0- 0				
0- 0	0- 0	0- 0	NEUTRAL	0- 0	0- 0	0- 0				

RPI S	Opponent	Score	RPI S	Opponent	Score	RPI S	Opponent	Score	RPI S	Opponent	Score
25 N	Michigan St.	78 74	43 A	Georgia Tech	68 60	60 H	Belmont	77 62	102 A	Georgetown	76 65
			45 H	Clemson	54 51	62 H	Michigan	66 55	105 A	Virginia	66 38
						64 H	Old Dominion	85 56	107 A	Wake Forest	59 50
						67 H	Duke	63 51	113 H	Pittsburgh	63 34
						69 H	Virginia Tech	70 61	120 H	Radford	75 58
						74 H	Kent St.	78 61	123 H	Davidson	75 45
						75 H	Maine	84 46	130 A	Chattanooga	78 58
						86 A	Boston College	85 69	167 H	Vanderbilt	74 54
									178 N	George Washington	69 61
									188 H	Hampton	83 51
LAST 12 Division I GAMES:											
			43 A	Georgia Tech	68 60	107 A	Wake Forest	59 50			
			45 H	Clemson	54 51	67 H	Duke	63 51			
			69 H	Virginia Tech	70 61	123 H	Davidson	75 45			
			105 A	Virginia	66 38	130 A	Chattanooga	78 58			
			113 H	Pittsburgh	63 34	75 H	Maine	84 46			
			86 A	Boston College	85 69	102 A	Georgetown	76 65			

Non-Div I Games:

NC State

■ Loss,
 ■ Non-Conf, S Site,
 ■ Home
 ■ Away
 N Neutral

Average RPI Win:	306	WON-LOST	WINNING	LAST 10	STRENGTH OF	OPP. STRENGTH	TEAM	ADJ.	CONF.	ADJ CONF.
Average RPI Loss:	186	RECORD	PCT. RANK	GAMES	SCHEDULE	OF SCHEDULE	RPI	RPI	RPI	RPI
DIV. I ONLY	5- 16	304	0- 1	246	337	308	308	24	24	
DIV. I NON-CONF.	3- 10	278	0- 0	285	340	314	314	26	26	
TOTALS	RPI 1-25	RPI 26-50	W-L RECORDS	RPI 51-100	RPI 101-150	RPI 150+				
5- 16	0- 0	0- 0	OVERALL	0- 5	0- 0	5- 11				
3- 7	0- 0	0- 0	HOME	0- 3	0- 0	3- 4				
2- 9	0- 0	0- 0	AWAY	0- 2	0- 0	2- 7				
0- 0	0- 0	0- 0	NEUTRAL	0- 0	0- 0	0- 0				
3- 10	0- 0	0- 0	NON-CONFERENCE	0- 4	0- 0	3- 6				
1- 4	0- 0	0- 0	HOME	0- 2	0- 0	1- 2				
2- 6	0- 0	0- 0	AWAY	0- 2	0- 0	2- 4				
0- 0	0- 0	0- 0	NEUTRAL	0- 0	0- 0	0- 0				
2- 6	0- 0	0- 0	CONFERENCE	0- 1	0- 0	2- 5				
2- 3	0- 0	0- 0	HOME	0- 1	0- 0	2- 2				
0- 3	0- 0	0- 0	AWAY	0- 0	0- 0	0- 3				
0- 0	0- 0	0- 0	NEUTRAL	0- 0	0- 0	0- 0				

RPI 1-25				RPI 26-50				RPI 51-100				RPI 101+				Team's RPI: 308	
RPI	S	Opponent	Score	RPI	S	Opponent	Score	RPI	S	Opponent	Score	RPI	S	Opponent	Score		
								68	A	West Virginia	50	95	155	A	North Ala.	60	72
								74	H	Kent St.	40	57	155	H	North Ala.	54	77
								83	A	Penn	42	85	201	A	Rider	46	67
								92	H	FGCU	35	67	215	H	Jacksonville	56	61
								97	H	Hartford	53	84	218	H	Southeast Mo. St.	58	68
													226	A	Howard	57	77
													228	A	Liberty	47	58
													229	A	Colgate	71	53
													230	A	Stetson	48	74
													271	H	Vermont	63	71
													294	H	Kennesaw St.	66	60
													315	A	Saint Peter's	57	70
													324	H	Lipscomb	80	67
													334	H	Western Caro.	79	71
													343	A	Fairleigh Dickinson	43	64
													351	A	LIU Brooklyn	72	51
LAST 12 Division I GAMES:																	
				92	H	FGCU	35	67	228	A	Liberty	47	58				
				155	H	North Ala.	54	77	294	H	Kennesaw St.	66	60				
				230	A	Stetson	48	74	97	H	Hartford	53	84				
				215	H	Jacksonville	56	61	74	H	Kent St.	40	57				
				324	H	Lipscomb	80	67	229	A	Colgate	71	53				
				155	A	North Ala.	60	72	351	A	LIU Brooklyn	72	51				

Non-Div I Games:

NJIT

■ Loss,
 ■ Non-Conf,
 ■ S Site,
 ■ H Home
 ■ A Away
 N Neutral

Average RPI Win:	246	WON-LOST	WINNING	LAST 10	STRENGTH OF	OPP. STRENGTH	TEAM	ADJ.	CONF.	ADJ CONF.
Average RPI Loss:	174	RECORD	PCT. RANK	GAMES	SCHEDULE	OF SCHEDULE	RPI	RPI	RPI	RPI
DIV. I ONLY	7- 12	242	0- 1	152	305	217	217	19	19	
DIV. I NON-CONF.	4- 5	190	0- 0	159	335	204	204	22	22	
TOTALS	RPI 1-25	RPI 26-50	W-L RECORDS	RPI 51-100	RPI 101-150	RPI 150+				
7- 12	0- 0	0- 1	OVERALL	0- 1	0- 5	7- 5				
3- 6	0- 0	0- 1	HOME	0- 1	0- 3	3- 1				
4- 6	0- 0	0- 0	AWAY	0- 0	0- 2	4- 4				
0- 0	0- 0	0- 0	NEUTRAL	0- 0	0- 0	0- 0				
4- 5	0- 0	0- 0	NON-CONFERENCE	0- 1	0- 2	4- 2				
2- 2	0- 0	0- 0	HOME	0- 1	0- 1	2- 0				
2- 3	0- 0	0- 0	AWAY	0- 0	0- 1	2- 2				
0- 0	0- 0	0- 0	NEUTRAL	0- 0	0- 0	0- 0				
3- 7	0- 0	0- 1	CONFERENCE	0- 0	0- 3	3- 3				
1- 4	0- 0	0- 1	HOME	0- 0	0- 2	1- 1				
2- 3	0- 0	0- 0	AWAY	0- 0	0- 1	2- 2				
0- 0	0- 0	0- 0	NEUTRAL	0- 0	0- 0	0- 0				

RPI 1-25				RPI 26-50				RPI 51-100				RPI 101+				Team's RPI: 217
RPI	S	Opponent	Score	RPI	S	Opponent	Score	RPI	S	Opponent	Score	RPI	S	Opponent	Score	
				49	H	Bucknell	43 77	83	H	Penn	61 65	103	H	American	45 58	
												136	A	Lehigh	55 66	
												136	H	Lehigh	38 56	
												138	A	Colorado	43 59	
												149	H	Marist	48 72	
												165	H	Boston U.	35 49	
												201	A	Rider	66 60	
												209	H	Holy Cross	54 47	
												229	A	Colgate	62 49	
												239	A	Monmouth	67 68	
												250	A	Air Force	54 47	
												255	H	N.C. A&T	72 49	
												267	A	Norfolk St.	58 65	
												285	H	Saint Joseph's	49 48	
												295	A	Loyola Maryland	58 46	
												300	A	Army West Point	52 55	
												319	A	Lafayette	42 55	
LAST 12 Division I GAMES:																
				49	H	Bucknell	43 77	136	A	Lehigh	55 66					
				165	H	Boston U.	35 49	103	H	American	45 58					
				319	A	Lafayette	42 55	136	H	Lehigh	38 56					
				300	A	Army West Point	52 55	295	A	Loyola Maryland	58 46					
				209	H	Holy Cross	54 47	285	H	Saint Joseph's	49 48					
				229	A	Colgate	62 49	239	A	Monmouth	67 68					

Non-Div I Games: Catholic 81 36

Navy

Average RPI Win:	158	WON-LOST	WINNING	LAST 10	STRENGTH OF	OPP. STRENGTH	TEAM	ADJ.	CONF.	ADJ CONF.
Average RPI Loss:	56	RECORD	PCT. RANK	GAMES	SCHEDULE	OF SCHEDULE	RPI	RPI	RPI	RPI
DIV. I ONLY	10- 11	178	1- 0	35	32	90	90	4	4	
DIV. I NON-CONF.	5- 6	177	0- 0	85	33	134	134	6	6	
TOTALS	RPI 1-25	RPI 26-50	W-L RECORDS	RPI 51-100	RPI 101-150	RPI 150+				
10- 11	0- 6	1- 0	OVERALL	2- 3	3- 1	4- 1				
6- 4	0- 3	0- 0	HOME	2- 1	1- 0	3- 0				
3- 7	0- 3	1- 0	AWAY	0- 2	1- 1	1- 1				
1- 0	0- 0	0- 0	NEUTRAL	0- 0	1- 0	0- 0				
5- 6	0- 3	0- 0	NON-CONFERENCE	1- 2	1- 1	3- 0				
4- 1	0- 1	0- 0	HOME	1- 0	0- 0	3- 0				
0- 5	0- 2	0- 0	AWAY	0- 2	0- 1	0- 0				
1- 0	0- 0	0- 0	NEUTRAL	0- 0	1- 0	0- 0				
5- 5	0- 3	1- 0	CONFERENCE	1- 1	2- 0	1- 1				
2- 3	0- 2	0- 0	HOME	1- 1	1- 0	0- 0				
3- 2	0- 1	1- 0	AWAY	0- 0	1- 0	1- 1				
0- 0	0- 0	0- 0	NEUTRAL	0- 0	0- 0	0- 0				

RPI 1-25				RPI 26-50				RPI 51-100 Team's RPI: 90				RPI 101+			
RPI	S	Opponent	Score	RPI	S	Opponent	Score	RPI	S	Opponent	Score	RPI	S	Opponent	Score
2	A	Louisville	68 85	42	A	Purdue	84 64	61	A	Arkansas	80 84	101	A	Ohio St.	78 69
13	A	Iowa	71 77					62	H	Michigan	70 56	115	A	Washington St.	84 87
14	H	Rutgers	56 62					85	H	Northwestern	54 58	120	N	Radford	77 39
18	H	Maryland	63 81					93	H	Kansas	58 52	139	H	Minnesota	63 57
19	H	Drake	77 83					99	A	Creighton	65 74	169	H	Denver	96 71
24	A	Miami (FL)	68 82									171	A	Wisconsin	69 70
												189	A	Illinois	77 67
												326	H	San Jose St.	96 63
												338	H	USC Upstate	87 64
LAST 12 Division I GAMES:															
171	A	Wisconsin	69 70	42	A	Purdue	84 64								
85	H	Northwestern	54 58	13	A	Iowa	71 77								
139	H	Minnesota	63 57	101	A	Ohio St.	78 69								
189	A	Illinois	77 67	62	H	Michigan	70 56								
14	H	Rutgers	56 62	61	A	Arkansas	80 84								
18	H	Maryland	63 81	169	H	Denver	96 71								

Non-Div I Games:

Nebraska

■ Loss,
■ Non-Conf, S Site,
■ Home
■ Away
N Neutral

Nevada

Through Games Of Feb. 2, 2019

Average RPI Win:	269	WON-LOST	WINNING	LAST 10	STRENGTH OF	OPP. STRENGTH	TEAM	ADJ.	CONF.	ADJ CONF.
Average RPI Loss:	110	RECORD	PCT. RANK	GAMES	SCHEDULE	OF SCHEDULE	RPI	RPI	RPI	RPI
DIV. I ONLY	6- 13	269	0- 1	159	134	240	240	15	15	
DIV. I NON-CONF.	3- 7	256	0- 1	200	88	271	271	13	13	
TOTALS	RPI 1-25	RPI 26-50	W-L RECORDS	RPI 51-100	RPI 101-150	RPI 150+				
6- 13	0- 0	0- 3	OVERALL	0- 4	0- 3	6- 3				
3- 7	0- 0	0- 3	HOME	0- 1	0- 3	3- 0				
3- 4	0- 0	0- 0	AWAY	0- 1	0- 0	3- 3				
0- 2	0- 0	0- 0	NEUTRAL	0- 2	0- 0	0- 0				
3- 7	0- 0	0- 2	NON-CONFERENCE	0- 2	0- 2	3- 1				
2- 4	0- 0	0- 2	HOME	0- 0	0- 2	2- 0				
1- 1	0- 0	0- 0	AWAY	0- 0	0- 0	1- 1				
0- 2	0- 0	0- 0	NEUTRAL	0- 2	0- 0	0- 0				
3- 6	0- 0	0- 1	CONFERENCE	0- 2	0- 1	3- 2				
1- 3	0- 0	0- 1	HOME	0- 1	0- 1	1- 0				
2- 3	0- 0	0- 0	AWAY	0- 1	0- 0	2- 2				
0- 0	0- 0	0- 0	NEUTRAL	0- 0	0- 0	0- 0				

RPI 1-25				RPI 26-50				RPI 51-100				RPI 101+				Team's RPI: 240	
RPI	S	Opponent	Score	RPI	S	Opponent	Score	RPI	S	Opponent	Score	RPI	S	Opponent	Score		
				28	H	Utah	52 74	57	A	Boise St.	65 80	128	H	Fresno St.	63 79		
				37	H	New Mexico	64 66	57	H	Boise St.	74 75	138	H	Colorado	52 65		
				50	H	Southern California	51 72	78	N	UC Davis	68 84	142	H	Texas Tech	67 86		
								100	N	Northern Ill.	69 98	174	A	Santa Clara	48 56		
												195	A	Utah St.	76 79		
												212	H	UNLV	70 62		
												222	A	Colorado St.	62 38		
												248	A	Long Beach St.	76 67		
												250	A	Air Force	74 79		
												262	H	Hawaii	79 78		
												326	A	San Jose St.	52 49		
												341	H	Seattle U	67 54		
LAST 12 Division I GAMES:																	
				57	A	Boise St.	65 80	100	N	Northern Ill.	69 98						
				212	H	UNLV	70 62	326	A	San Jose St.	52 49						
				222	A	Colorado St.	62 38	37	H	New Mexico	64 66						
				250	A	Air Force	74 79	195	A	Utah St.	76 79						
				57	H	Boise St.	74 75	262	H	Hawaii	79 78						
				128	H	Fresno St.	63 79	341	H	Seattle U	67 54						

Non-Div I Games: Stanislaus St. 75 52

Nevada

■ Loss,
 ■ Non-Conf, S Site,
 ■ Home
 ■ Away
 N Neutral

New Hampshire

Through Games Of Feb. 2, 2019

Average RPI Win:	270	WON-LOST	WINNING	LAST 10	STRENGTH OF	OPP. STRENGTH	TEAM	ADJ.	CONF.	ADJ CONF.
Average RPI Loss:	188	RECORD	PCT. RANK	GAMES	SCHEDULE	OF SCHEDULE	RPI	RPI	RPI	RPI
DIV. I ONLY	3- 18	327	0- 1	229	278	325	325	23	23	
DIV. I NON-CONF.	2- 10	311	0- 0	241	310	330	330	24	24	
TOTALS	RPI 1-25	RPI 26-50	W-L RECORDS	RPI 51-100	RPI 101-150	RPI 150+				
3- 18	0- 0	0- 0	OVERALL	0- 5	0- 1	3- 12				
2- 7	0- 0	0- 0	HOME	0- 3	0- 0	2- 4				
1- 11	0- 0	0- 0	AWAY	0- 2	0- 1	1- 8				
0- 0	0- 0	0- 0	NEUTRAL	0- 0	0- 0	0- 0				
2- 10	0- 0	0- 0	NON-CONFERENCE	0- 2	0- 1	2- 7				
2- 3	0- 0	0- 0	HOME	0- 1	0- 0	2- 2				
0- 7	0- 0	0- 0	AWAY	0- 1	0- 1	0- 5				
0- 0	0- 0	0- 0	NEUTRAL	0- 0	0- 0	0- 0				
1- 8	0- 0	0- 0	CONFERENCE	0- 3	0- 0	1- 5				
0- 4	0- 0	0- 0	HOME	0- 2	0- 0	0- 2				
1- 4	0- 0	0- 0	AWAY	0- 1	0- 0	1- 3				
0- 0	0- 0	0- 0	NEUTRAL	0- 0	0- 0	0- 0				

RPI S	Opponent	Score	RPI S	Opponent	Score	RPI S	Opponent	Score	RPI S	Opponent	Score	Team's RPI: 325
						75	A Maine	46 67	139	A Minnesota	47 70	
						75	H Maine	45 69	157	A South Fla.	36 79	
						76	A Northeastern	54 69	162	H Stony Brook	63 82	
						77	H Princeton	42 90	165	A Boston U.	39 60	
						97	H Hartford	48 66	209	H Holy Cross	74 62	
									224	H Dartmouth	42 62	
									234	A Brown	70 76	
									238	A Albany (NY)	41 59	
									241	H Sacred Heart	60 71	
									246	H Binghamton	62 71	
									271	A Vermont	60 69	
									297	A Central Conn. St.	47 56	
									298	H Bryant	79 74	
									301	A UMBC	62 64	
									304	A UMass Lowell	56 53	
									305	A North Dakota St.	51 56	
LAST 12 Division I GAMES:												
238	A Albany (NY)	41 59	75	H Maine	45 69							
301	A UMBC	62 64	246	H Binghamton	62 71							
97	H Hartford	48 66	75	A Maine	46 67							
271	A Vermont	60 69	77	H Princeton	42 90							
162	H Stony Brook	63 82	224	H Dartmouth	42 62							
304	A UMass Lowell	56 53	297	A Central Conn. St.	47 56							

Non-Div I Games: U New England 68 44

New Hampshire

Loss, Non-Conf, S Site, H Home A Away N Neutral

Average RPI Win:	179	WON-LOST	WINNING	LAST 10	STRENGTH OF	OPP. STRENGTH	TEAM	ADJ.	CONF.	ADJ CONF.
Average RPI Loss:	132	RECORD	PCT. RANK	GAMES	SCHEDULE	OF SCHEDULE	RPI	RPI	RPI	RPI
DIV. I ONLY	18- 2	10	1- 0	168	119	37	37	15	15	
DIV. I NON-CONF.	10- 1	17	1- 0	108	137	27	27	13	13	
TOTALS	RPI 1-25	RPI 26-50	W-L RECORDS	RPI 51-100	RPI 101-150	RPI 150+				
18- 2	0- 0	1- 0	OVERALL	3- 1	2- 0	12- 1				
12- 1	0- 0	0- 0	HOME	2- 1	2- 0	8- 0				
6- 1	0- 0	1- 0	AWAY	1- 0	0- 0	4- 1				
0- 0	0- 0	0- 0	NEUTRAL	0- 0	0- 0	0- 0				
10- 1	0- 0	0- 0	NON-CONFERENCE	3- 1	1- 0	6- 0				
7- 1	0- 0	0- 0	HOME	2- 1	1- 0	4- 0				
3- 0	0- 0	0- 0	AWAY	1- 0	0- 0	2- 0				
0- 0	0- 0	0- 0	NEUTRAL	0- 0	0- 0	0- 0				
8- 1	0- 0	1- 0	CONFERENCE	0- 0	1- 0	6- 1				
5- 0	0- 0	0- 0	HOME	0- 0	1- 0	4- 0				
3- 1	0- 0	1- 0	AWAY	0- 0	0- 0	2- 1				
0- 0	0- 0	0- 0	NEUTRAL	0- 0	0- 0	0- 0				

RPI 1-25				RPI 26-50				Team's RPI: 37		RPI 51-100				RPI 101+			
RPI	S	Opponent	Score	RPI	S	Opponent	Score		RPI	S	Opponent	Score	RPI	S	Opponent	Score	
				46	A	Wyoming	78 75		51	H	Auburn	76 79	128	H	Fresno St.	82 73	
									63	H	SFA	74 33	145	H	Oklahoma	84 80	
									96	A	Houston	89 84	161	A	New Mexico St.	75 50	
									97	H	Hartford	72 65	161	H	New Mexico St.	83 58	
													175	H	Texas St.	82 51	
													195	A	Utah St.	68 64	
													212	A	UNLV	57 66	
													212	H	UNLV	80 77	
													222	H	Colorado St.	70 58	
													235	H	Sacramento St.	85 53	
													240	A	Nevada	66 64	
													250	H	Air Force	78 57	
													251	H	San Diego St.	70 62	
													266	A	Northern Ariz.	84 55	
													279	H	UTEP	69 51	
LAST 12 Division I GAMES:																	
				97	H	Hartford	72 65		63	H	SFA	74 33					
				51	H	Auburn	76 79		251	H	San Diego St.	70 62					
				128	H	Fresno St.	82 73		222	H	Colorado St.	70 58					
				195	A	Utah St.	68 64		212	A	UNLV	57 66					
				212	H	UNLV	80 77		240	A	Nevada	66 64					
				46	A	Wyoming	78 75		250	H	Air Force	78 57					

Non-Div I Games:

New Mexico

■ Loss,
 ■ Non-Conf, S Site,
 ■ Home
 ■ Away
 N Neutral

Average RPI Win:	276	WON-LOST	WINNING	LAST 10	STRENGTH OF	OPP. STRENGTH	TEAM	ADJ.	CONF.	ADJ CONF.
Average RPI Loss:	142	RECORD	PCT. RANK	GAMES	SCHEDULE	OF SCHEDULE	RPI	RPI	RPI	RPI
DIV. I ONLY	13- 6	75	1- 0	277	342	161	161	30	30	
DIV. I NON-CONF.	6- 5	143	1- 0	143	330	146	146	30	30	
TOTALS	RPI 1-25	RPI 26-50	W-L RECORDS	RPI 51-100	RPI 101-150	RPI 150+				
13- 6	0- 0	0- 2	OVERALL	0- 0	0- 1	13- 3				
5- 2	0- 0	0- 1	HOME	0- 0	0- 0	5- 1				
7- 3	0- 0	0- 1	AWAY	0- 0	0- 0	7- 2				
1- 1	0- 0	0- 0	NEUTRAL	0- 0	0- 1	1- 0				
6- 5	0- 0	0- 2	NON-CONFERENCE	0- 0	0- 1	6- 2				
1- 2	0- 0	0- 1	HOME	0- 0	0- 0	1- 1				
4- 2	0- 0	0- 1	AWAY	0- 0	0- 0	4- 1				
1- 1	0- 0	0- 0	NEUTRAL	0- 0	0- 1	1- 0				
7- 1	0- 0	0- 0	CONFERENCE	0- 0	0- 0	7- 1				
4- 0	0- 0	0- 0	HOME	0- 0	0- 0	4- 0				
3- 1	0- 0	0- 0	AWAY	0- 0	0- 0	3- 1				
0- 0	0- 0	0- 0	NEUTRAL	0- 0	0- 0	0- 0				

RPI S	Opponent	Score	RPI S	Opponent	Score	RPI S	Opponent	Score	RPI S	Opponent	Score	Team's RPI: 161
37	A New Mexico	58 83	37	H New Mexico	50 75				108	N South Alabama	67 68	
									159	H Abilene Christian	46 58	
									169	H Denver	66 64	
									172	A UC Riverside	64 65	
									210	H UTRGV	71 63	
									216	A UMKC	90 86	
									260	A A&M-Corpus Christi	67 65	
									268	H Utah Valley	58 52	
									276	A CSU Bakersfield	61 59	
									279	A UTEP	69 65	
									282	A Western Mich.	66 54	
									287	H California Baptist	76 69	
									306	A UC Santa Barbara	81 73	
									340	A Grand Canyon	51 54	
									341	H Seattle U	75 55	
									344	A Chicago St.	87 66	
									350	N Alcorn	82 64	
LAST 12 Division I GAMES:												
344	A Chicago St.	87 66	350	N Alcorn	82 64							
216	A UMKC	90 86	340	A Grand Canyon	51 54							
210	H UTRGV	71 63	287	H California Baptist	76 69							
268	H Utah Valley	58 52	306	A UC Santa Barbara	81 73							
341	H Seattle U	75 55	172	A UC Riverside	64 65							
276	A CSU Bakersfield	61 59	108	N South Alabama	67 68							

Non-Div I Games: Tex. Permian Basin 70 38 Northern N.M. 101 51

New Mexico St.

■ Loss,
■ Non-Conf,
■ S Site,
■ H Home
■ A Away
N Neutral

New Orleans

Through Games Of Feb. 2, 2019

Average RPI Win:	296	WON-LOST	WINNING	LAST 10	STRENGTH OF	OPP. STRENGTH	TEAM	ADJ.	CONF.	ADJ CONF.
Average RPI Loss:	180	RECORD	PCT. RANK	GAMES	SCHEDULE	OF SCHEDULE	RPI	RPI	RPI	RPI
DIV. I ONLY	4- 12	298	0- 0	311	244	312	312	26	26	
DIV. I NON-CONF.	1- 5	311	0- 0	122	81	225	225	23	23	
TOTALS	RPI 1-25	RPI 26-50	W-L RECORDS	RPI 51-100	RPI 101-150	RPI 150+				
4- 12	0- 1	0- 1	OVERALL	0- 2	0- 1	4- 7				
2- 4	0- 0	0- 0	HOME	0- 1	0- 0	2- 3				
2- 8	0- 1	0- 1	AWAY	0- 1	0- 1	2- 4				
0- 0	0- 0	0- 0	NEUTRAL	0- 0	0- 0	0- 0				
1- 5	0- 1	0- 1	NON-CONFERENCE	0- 0	0- 1	1- 2				
0- 1	0- 0	0- 0	HOME	0- 0	0- 0	0- 1				
1- 4	0- 1	0- 1	AWAY	0- 0	0- 1	1- 1				
0- 0	0- 0	0- 0	NEUTRAL	0- 0	0- 0	0- 0				
3- 7	0- 0	0- 0	CONFERENCE	0- 2	0- 0	3- 5				
2- 3	0- 0	0- 0	HOME	0- 1	0- 0	2- 2				
1- 4	0- 0	0- 0	AWAY	0- 1	0- 0	1- 3				
0- 0	0- 0	0- 0	NEUTRAL	0- 0	0- 0	0- 0				

RPI 1-25				RPI 26-50				RPI 51-100				RPI 101+ Team's RPI: 312			
RPI	S	Opponent	Score	RPI	S	Opponent	Score	RPI	S	Opponent	Score	RPI	S	Opponent	Score
24	A	Miami (FL)	38 78	39	A	Rice	56 67	63	A	SFA	38 97	113	A	Pittsburgh	38 90
								72	H	Lamar University	57 79	159	H	Abilene Christian	52 59
												163	A	Xavier	45 61
												213	A	Memphis	66 59
												260	A	A&M-Corpus Christi	51 57
												292	H	Central Ark.	60 62
												313	H	La.-Monroe	44 57
												314	H	McNeese	88 76
												323	A	Incarnate Word	69 81
												323	H	Incarnate Word	58 55
												335	A	Northwestern St.	67 62
												339	A	Houston Baptist	74 83
LAST 12 Division I GAMES:															
335	A	Northwestern St.	67 62	323	H	Incarnate Word	58 55								
323	A	Incarnate Word	69 81	72	H	Lamar University	57 79								
292	H	Central Ark.	60 62	339	A	Houston Baptist	74 83								
260	A	A&M-Corpus Christi	51 57	159	H	Abilene Christian	52 59								
63	A	SFA	38 97	163	A	Xavier	45 61								
314	H	McNeese	88 76	24	A	Miami (FL)	38 78								

Non-Div I Games: Dillard 68 59 Centenary (LA) 104 42 Trinity Baptist 93 38

New Orleans

Loss, Non-Conf, S Site, H Home A Away N Neutral

Niagara

Through Games Of Feb. 2, 2019

Average RPI Win:	303	WON-LOST	WINNING	LAST 10	STRENGTH OF	OPP. STRENGTH	TEAM	ADJ.	CONF.	ADJ CONF.
Average RPI Loss:	125	RECORD	PCT. RANK	GAMES	SCHEDULE	OF SCHEDULE	RPI	RPI	RPI	RPI
DIV. I ONLY	10- 11	178	1- 0	291	174	237	237	27	27	
DIV. I NON-CONF.	4- 8	241	1- 0	168	111	244	244	28	28	
TOTALS	RPI 1-25	RPI 26-50	W-L RECORDS	RPI 51-100	RPI 101-150	RPI 150+				
10- 11	0- 2	0- 1	OVERALL	0- 3	0- 1	10- 4				
6- 4	0- 0	0- 0	HOME	0- 1	0- 1	6- 2				
3- 6	0- 2	0- 1	AWAY	0- 1	0- 0	3- 2				
1- 1	0- 0	0- 0	NEUTRAL	0- 1	0- 0	1- 0				
4- 8	0- 2	0- 1	NON-CONFERENCE	0- 2	0- 0	4- 3				
3- 2	0- 0	0- 0	HOME	0- 0	0- 0	3- 2				
0- 5	0- 2	0- 1	AWAY	0- 1	0- 0	0- 1				
1- 1	0- 0	0- 0	NEUTRAL	0- 1	0- 0	1- 0				
6- 3	0- 0	0- 0	CONFERENCE	0- 1	0- 1	6- 1				
3- 2	0- 0	0- 0	HOME	0- 1	0- 1	3- 0				
3- 1	0- 0	0- 0	AWAY	0- 0	0- 0	3- 1				
0- 0	0- 0	0- 0	NEUTRAL	0- 0	0- 0	0- 0				

RPI 1-25				RPI 26-50				RPI 51-100				RPI 101+ Team's RPI: 237			
RPI	S	Opponent	Score	RPI	S	Opponent	Score	RPI	S	Opponent	Score	RPI	S	Opponent	Score
9	A	Syracuse	45 94	26	A	Buffalo	61 88	66	H	Quinnipiac	55 96	149	H	Marist	58 87
10	A	Iowa St.	35 95					68	A	West Virginia	32 84	206	H	St. Bonaventure	48 76
								93	N	Yale	64 67	226	H	Howard	61 68
												229	H	Colgate	74 69
												239	A	Monmouth	54 76
												246	H	Binghamton	79 72
												285	A	Saint Joseph's	54 68
												303	N	Morgan St.	67 57
												309	H	Fairfield	71 68
												315	A	Saint Peter's	75 66
												318	H	Coppin St.	71 69
												326	A	Manhattan	58 54
												326	H	Manhattan	61 51
												329	A	Iona	58 46
												329	H	Iona	72 53
LAST 12 Division I GAMES:															
93	N	Yale	64 67	303	N	Morgan St.	67 57								
329	H	Iona	72 53	329	A	Iona	58 46								
239	A	Monmouth	54 76	315	A	Saint Peter's	75 66								
326	A	Manhattan	58 54	326	H	Manhattan	61 51								
309	H	Fairfield	71 68	149	H	Marist	58 87								
66	H	Quinnipiac	55 96	229	H	Colgate	74 69								

Non-Div I Games:

Niagara

■ Loss,
 ■ Non-Conf,
 S Site,
 ■ Home
 ■ Away
 N Neutral

Average RPI Win:	298	WON-LOST	WINNING	LAST 10	STRENGTH OF	OPP. STRENGTH	TEAM	ADJ.	CONF.	ADJ CONF.
Average RPI Loss:	114	RECORD	PCT. RANK	GAMES	SCHEDULE	OF SCHEDULE	RPI	RPI	RPI	RPI
DIV. I ONLY	10- 9	151	0- 1	294	216	191	191	26	26	
DIV. I NON-CONF.	4- 6	212	0- 1	228	102	185	185	23	23	
TOTALS	RPI 1-25	RPI 26-50	W-L RECORDS	RPI 51-100	RPI 101-150	RPI 150+				
10- 9	0- 1	0- 0	OVERALL	0- 4	0- 1	10- 3				
5- 1	0- 0	0- 0	HOME	0- 0	0- 0	5- 1				
4- 7	0- 1	0- 0	AWAY	0- 4	0- 1	4- 1				
1- 1	0- 0	0- 0	NEUTRAL	0- 0	0- 0	1- 1				
4- 6	0- 1	0- 0	NON-CONFERENCE	0- 2	0- 1	4- 2				
1- 0	0- 0	0- 0	HOME	0- 0	0- 0	1- 0				
2- 5	0- 1	0- 0	AWAY	0- 2	0- 1	2- 1				
1- 1	0- 0	0- 0	NEUTRAL	0- 0	0- 0	1- 1				
6- 3	0- 0	0- 0	CONFERENCE	0- 2	0- 0	6- 1				
4- 1	0- 0	0- 0	HOME	0- 0	0- 0	4- 1				
2- 2	0- 0	0- 0	AWAY	0- 2	0- 0	2- 0				
0- 0	0- 0	0- 0	NEUTRAL	0- 0	0- 0	0- 0				

RPI 1-25				RPI 26-50				RPI 51-100				RPI 101+ Team's RPI: 191			
RPI	S	Opponent	Score	RPI	S	Opponent	Score	RPI	S	Opponent	Score	RPI	S	Opponent	Score
3	A	Baylor	39 100					51	A	Auburn	59 80	122	A	Tulane	46 71
								58	A	LSU	44 76	168	N	Delaware	56 71
								63	A	SFA	62 70	175	A	Texas St.	67 72
								72	A	Lamar University	65 78	247	N	Texas Southern	58 57
												260	H	A&M-Corpus Christi	85 55
												274	A	Southeastern La.	73 66
												279	A	UTEP	58 56
												292	A	Central Ark.	64 60
												313	A	La.-Monroe	55 54
												314	H	McNeese	68 69
												320	H	Mississippi Val.	72 47
												323	H	Incarinate Word	86 62
												335	H	Northwestern St.	97 86
												339	H	Houston Baptist	77 54
LAST 12 Division I GAMES:															
175	A	Texas St.	67 72	168	N	Delaware	56 71								
274	A	Southeastern La.	73 66	339	H	Houston Baptist	77 54								
72	A	Lamar University	65 78	63	A	SFA	62 70								
260	H	A&M-Corpus Christi	85 55	323	H	Incarinate Word	86 62								
292	A	Central Ark.	64 60	335	H	Northwestern St.	97 86								
314	H	McNeese	68 69	58	A	LSU	44 76								

Non-Div I Games: Southern-N.O. 86 49 William Carey 86 45

Nicholls St.

Loss, Non-Conf, S Site, H Home A Away N Neutral

Average RPI Win:	300	WON-LOST	WINNING	LAST 10	STRENGTH OF	OPP. STRENGTH	TEAM	ADJ.	CONF.	ADJ CONF.
Average RPI Loss:	172	RECORD	PCT. RANK	GAMES	SCHEDULE	OF SCHEDULE	RPI	RPI	RPI	RPI
DIV. I ONLY	9- 10	188	1- 0	329	321	267	267	32	32	
DIV. I NON-CONF.	3- 8	267	1- 0	266	200	295	295	32	32	
TOTALS	RPI 1-25	RPI 26-50	W-L RECORDS	RPI 51-100	RPI 101-150	RPI 150+				
9- 10	0- 0	0- 0	OVERALL	0- 1	0- 4	9- 5				
5- 3	0- 0	0- 0	HOME	0- 0	0- 1	5- 2				
3- 7	0- 0	0- 0	AWAY	0- 1	0- 3	3- 3				
1- 0	0- 0	0- 0	NEUTRAL	0- 0	0- 0	1- 0				
3- 8	0- 0	0- 0	NON-CONFERENCE	0- 1	0- 4	3- 3				
2- 2	0- 0	0- 0	HOME	0- 0	0- 1	2- 1				
0- 6	0- 0	0- 0	AWAY	0- 1	0- 3	0- 2				
1- 0	0- 0	0- 0	NEUTRAL	0- 0	0- 0	1- 0				
6- 2	0- 0	0- 0	CONFERENCE	0- 0	0- 0	6- 2				
3- 1	0- 0	0- 0	HOME	0- 0	0- 0	3- 1				
3- 1	0- 0	0- 0	AWAY	0- 0	0- 0	3- 1				
0- 0	0- 0	0- 0	NEUTRAL	0- 0	0- 0	0- 0				

RPI 1-25			RPI 26-50			RPI 51-100			RPI 101+			Team's RPI: 267
RPI	S	Opponent	Score	RPI	S	Opponent	Score	RPI	S	Opponent	Score	
						64 A Old Dominion	53 69			107 A Wake Forest	61 63	
										127 A High Point	51 83	
										136 A Lehigh	41 62	
										143 H William & Mary	44 55	
										176 H UMES	43 59	
										205 A Ole Miss	42 60	
										217 H Navy	65 58	
										226 A Howard	70 74	
										228 N Liberty	66 53	
										249 H Campbell	49 57	
										259 H Bethune-Cookman	57 50	
										286 A La Salle	52 62	
										296 A South Carolina St.	57 50	
										318 A Coppin St.	68 63	
										342 H Longwood	74 42	
										347 H Delaware St.	63 50	
										348 H Florida A&M	60 58	
										349 A Savannah St.	78 42	
LAST 12 Division I GAMES:												
						226 A Howard	70 74			228 N Liberty	66 53	
						176 H UMES	43 59			348 H Florida A&M	60 58	
						296 A South Carolina St.	57 50			347 H Delaware St.	63 50	
						349 A Savannah St.	78 42			107 A Wake Forest	61 63	
						259 H Bethune-Cookman	57 50			143 H William & Mary	44 55	
						318 A Coppin St.	68 63			127 A High Point	51 83	

Non-Div I Games: Cheyney 93 40 Saint Augustine's 71 38

Norfolk St.

Average RPI Win:	268	WON-LOST	WINNING	LAST 10	STRENGTH OF	OPP. STRENGTH	TEAM	ADJ.	CONF.	ADJ CONF.
Average RPI Loss:	128	RECORD	PCT. RANK	GAMES	SCHEDULE	OF SCHEDULE	RPI	RPI	RPI	RPI
DIV. I ONLY	12- 2	13	0- 0	349	222	155	155	24	24	
DIV. I NON-CONF.	5- 1	37	0- 0	347	159	164	164	26	26	
TOTALS	RPI 1-25	RPI 26-50	W-L RECORDS	RPI 51-100	RPI 101-150	RPI 150+				
12- 2	0- 0	0- 0	OVERALL	0- 1	0- 0	12- 1				
4- 1	0- 0	0- 0	HOME	0- 1	0- 0	4- 0				
6- 1	0- 0	0- 0	AWAY	0- 0	0- 0	6- 1				
2- 0	0- 0	0- 0	NEUTRAL	0- 0	0- 0	2- 0				
5- 1	0- 0	0- 0	NON-CONFERENCE	0- 0	0- 0	5- 1				
1- 0	0- 0	0- 0	HOME	0- 0	0- 0	1- 0				
2- 1	0- 0	0- 0	AWAY	0- 0	0- 0	2- 1				
2- 0	0- 0	0- 0	NEUTRAL	0- 0	0- 0	2- 0				
7- 1	0- 0	0- 0	CONFERENCE	0- 1	0- 0	7- 0				
3- 1	0- 0	0- 0	HOME	0- 1	0- 0	3- 0				
4- 0	0- 0	0- 0	AWAY	0- 0	0- 0	4- 0				
0- 0	0- 0	0- 0	NEUTRAL	0- 0	0- 0	0- 0				

RPI 1-25			RPI 26-50			RPI 51-100			RPI 101+			Team's RPI: 155
RPI	S	Opponent	Score	RPI	S	Opponent	Score	RPI	S	Opponent	Score	
						92 H FGCU	52 68	163 A Xavier			81 94	
								167 A Vanderbilt			74 71	
								215 A Jacksonville			62 59	
								218 N Southeast Mo. St.			80 67	
								219 H Alabama St.			68 42	
								230 H Stetson			71 55	
								281 A North Florida			70 64	
								294 H Kennesaw St.			80 55	
								308 A NJIT			77 54	
								308 H NJIT			72 60	
								320 A Mississippi Val.			86 72	
								324 A Lipscomb			81 60	
								334 N Western Caro.			89 66	
LAST 12 Division I GAMES:												
308 A		NJIT	77 54	324 A		Lipscomb	81 60					
294 H		Kennesaw St.	80 55	281 A		North Florida	70 64					
230 H		Stetson	71 55	320 A		Mississippi Val.	86 72					
215 A		Jacksonville	62 59	163 A		Xavier	81 94					
308 H		NJIT	72 60	334 N		Western Caro.	89 66					
92 H		FGCU	52 68	218 N		Southeast Mo. St.	80 67					

Non-Div I Games: Stillman 99 43 Martin Methodist 79 48 Lane 98 57 Blue Mountain (MS) 70 42
North Ala.

North Carolina

Through Games Of Feb. 2, 2019

Average RPI Win:	118	WON-LOST	WINNING	LAST 10	STRENGTH OF	OPP. STRENGTH	TEAM	ADJ.	CONF.	ADJ CONF.
Average RPI Loss:	50	RECORD	PCT. RANK	GAMES	SCHEDULE	OF SCHEDULE	RPI	RPI	RPI	RPI
DIV. I ONLY	13- 9	120	1- 0	3	26	29	29	1	1	
DIV. I NON-CONF.	9- 5	105	0- 0	41	82	56	56	1	1	
TOTALS	RPI 1-25	RPI 26-50	W-L RECORDS	RPI 51-100	RPI 101-150	RPI 150+				
13- 9	1- 4	3- 1	OVERALL	2- 2	3- 2	4- 0				
8- 2	1- 1	1- 0	HOME	1- 1	3- 0	2- 0				
2- 5	0- 3	0- 0	AWAY	1- 0	0- 2	1- 0				
3- 2	0- 0	2- 1	NEUTRAL	0- 1	0- 0	1- 0				
9- 5	0- 0	2- 1	NON-CONFERENCE	1- 2	2- 2	4- 0				
5- 1	0- 0	0- 0	HOME	1- 1	2- 0	2- 0				
1- 2	0- 0	0- 0	AWAY	0- 0	0- 2	1- 0				
3- 2	0- 0	2- 1	NEUTRAL	0- 1	0- 0	1- 0				
4- 4	1- 4	1- 0	CONFERENCE	1- 0	1- 0	0- 0				
3- 1	1- 1	1- 0	HOME	0- 0	1- 0	0- 0				
1- 3	0- 3	0- 0	AWAY	1- 0	0- 0	0- 0				
0- 0	0- 0	0- 0	NEUTRAL	0- 0	0- 0	0- 0				

RPI 1-25				RPI 26-50				Team's RPI: 29	RPI 51-100				RPI 101+			
RPI	S	Opponent	Score	RPI	S	Opponent	Score		RPI	S	Opponent	Score	RPI	S	Opponent	Score
1	H	Notre Dame	78 73	30	N	Kentucky	75 85		51	N	Auburn	81 86	101	A	Ohio St.	69 76
2	A	Louisville	66 73	39	N	Rice	71 50		69	A	Virginia Tech	81 69	107	H	Wake Forest	84 61
9	A	Syracuse	77 90	43	H	Georgia Tech	91 90		74	H	Kent St.	73 60	124	H	VCU	59 47
22	H	Florida St.	63 64	48	N	UCLA	83 49		75	H	Maine	73 85	133	H	UNCW	82 55
24	A	Miami (FL)	68 76										138	A	Colorado	74 86
													157	N	South Fla.	71 69
													192	A	Elon	100 69
													226	H	Howard	85 63
													317	H	UNC Greensboro	83 62
LAST 12 Division I GAMES:																
1	H	Notre Dame	78 73	43	H	Georgia Tech	91 90									
69	A	Virginia Tech	81 69	2	A	Louisville	66 73									
24	A	Miami (FL)	68 76	226	H	Howard	85 63									
107	H	Wake Forest	84 61	51	N	Auburn	81 86									
9	A	Syracuse	77 90	39	N	Rice	71 50									
22	H	Florida St.	63 64	317	H	UNC Greensboro	83 62									

Non-Div I Games:

North Carolina

■ Loss,
 ■ Non-Conf, S Site,
 ■ Home
 ■ Away
 N Neutral

North Dakota

Through Games Of Feb. 2, 2019

Average RPI Win:	261	WON-LOST	WINNING	LAST 10	STRENGTH OF	OPP. STRENGTH	TEAM	ADJ.	CONF.	ADJ CONF.
Average RPI Loss:	145	RECORD	PCT. RANK	GAMES	SCHEDULE	OF SCHEDULE	RPI	RPI	RPI	RPI
DIV. I ONLY	7- 14	259	0- 1	231	141	232	232	18	18	
DIV. I NON-CONF.	4- 8	241	0- 0	182	99	190	190	17	17	
TOTALS	RPI 1-25	RPI 26-50	W-L RECORDS	RPI 51-100	RPI 101-150	RPI 150+				
7- 14	0- 2	0- 2	OVERALL	0- 1	0- 1	7- 8				
2- 4	0- 0	0- 2	HOME	0- 0	0- 0	2- 2				
3- 10	0- 2	0- 0	AWAY	0- 1	0- 1	3- 6				
2- 0	0- 0	0- 0	NEUTRAL	0- 0	0- 0	2- 0				
4- 8	0- 2	0- 0	NON-CONFERENCE	0- 1	0- 1	4- 4				
0- 1	0- 0	0- 0	HOME	0- 0	0- 0	0- 1				
2- 7	0- 2	0- 0	AWAY	0- 1	0- 1	2- 3				
2- 0	0- 0	0- 0	NEUTRAL	0- 0	0- 0	2- 0				
3- 6	0- 0	0- 2	CONFERENCE	0- 0	0- 0	3- 4				
2- 3	0- 0	0- 2	HOME	0- 0	0- 0	2- 1				
1- 3	0- 0	0- 0	AWAY	0- 0	0- 0	1- 3				
0- 0	0- 0	0- 0	NEUTRAL	0- 0	0- 0	0- 0				

RPI 1-25				RPI 26-50				RPI 51-100				RPI 101+ Team's RPI: 232			
RPI	S	Opponent	Score	RPI	S	Opponent	Score	RPI	S	Opponent	Score	RPI	S	Opponent	Score
9	A	Syracuse	49 85	27	H	South Dakota St.	48 66	81	A	UNI	60 64	106	A	Penn St.	68 75
10	A	Iowa St.	35 87	36	H	South Dakota	50 80					169	A	Denver	66 87
												184	A	Oral Roberts	75 67
												193	H	Milwaukee	46 64
												196	A	Illinois St.	55 67
												200	A	Rhode Island	63 77
												202	A	Massachusetts	59 52
												227	N	San Francisco	100 97
												230	A	Stetson	63 74
												236	A	Western Ill.	90 111
												236	H	Western Ill.	80 92
												282	N	Western Mich.	62 50
												291	A	Valparaiso	62 56
												305	A	North Dakota St.	57 69
												311	H	Omaha	68 57
												331	H	Purdue Fort Wayne	79 60
LAST 12 Division I GAMES:															
36	H	South Dakota	50 80	236	A	Western Ill.	90 111								
305	A	North Dakota St.	57 69	184	A	Oral Roberts	75 67								
27	H	South Dakota St.	48 66	331	H	Purdue Fort Wayne	79 60								
236	H	Western Ill.	80 92	227	N	San Francisco	100 97								
311	H	Omaha	68 57	282	N	Western Mich.	62 50								
169	A	Denver	66 87	230	A	Stetson	63 74								

Non-Div I Games: Mayville St. 84 50

North Dakota

Loss, Non-Conf, S Site, H Home A Away N Neutral

Average RPI Win:	283	WON-LOST	WINNING	LAST 10	STRENGTH OF	OPP. STRENGTH	TEAM	ADJ.	CONF.	ADJ CONF.
Average RPI Loss:	159	RECORD	PCT. RANK	GAMES	SCHEDULE	OF SCHEDULE	RPI	RPI	RPI	RPI
DIV. I ONLY	5- 14	291	0- 1	278	176	305	305	18	18	
DIV. I NON-CONF.	2- 9	297	0- 0	299	181	329	329	17	17	
TOTALS	RPI 1-25	RPI 26-50	W-L RECORDS	RPI 51-100	RPI 101-150	RPI 150+				
5- 14	0- 0	0- 2	OVERALL	0- 3	0- 0	5- 9				
4- 4	0- 0	0- 1	HOME	0- 1	0- 0	4- 2				
1- 8	0- 0	0- 1	AWAY	0- 2	0- 0	1- 5				
0- 2	0- 0	0- 0	NEUTRAL	0- 0	0- 0	0- 2				
2- 9	0- 0	0- 0	NON-CONFERENCE	0- 3	0- 0	2- 6				
1- 3	0- 0	0- 0	HOME	0- 1	0- 0	1- 2				
1- 4	0- 0	0- 0	AWAY	0- 2	0- 0	1- 2				
0- 2	0- 0	0- 0	NEUTRAL	0- 0	0- 0	0- 2				
3- 5	0- 0	0- 2	CONFERENCE	0- 0	0- 0	3- 3				
3- 1	0- 0	0- 1	HOME	0- 0	0- 0	3- 0				
0- 4	0- 0	0- 1	AWAY	0- 0	0- 0	0- 3				
0- 0	0- 0	0- 0	NEUTRAL	0- 0	0- 0	0- 0				

RPI 1-25				RPI 26-50				RPI 51-100				RPI 101+				Team's RPI: 305	
RPI	S	Opponent	Score	RPI	S	Opponent	Score	RPI	S	Opponent	Score	RPI	S	Opponent	Score		
				27	A	South Dakota St.	33 86	79	A	Pacific	68 75	169	A	Denver	54 81		
				36	H	South Dakota	41 67	99	H	Creighton	51 86	171	A	Wisconsin	53 64		
								100	A	Northern Ill.	63 81	177	N	North Texas	78 92		
												184	A	Oral Roberts	72 101		
												193	H	Milwaukee	55 57		
												216	H	UMKC	59 69		
												227	N	San Francisco	42 75		
												230	A	Stetson	59 60		
												232	H	North Dakota	69 57		
												236	H	Western Ill.	68 60		
												291	A	Valparaiso	51 48		
												311	A	Omaha	61 78		
												325	H	New Hampshire	56 51		
												331	H	Purdue Fort Wayne	70 54		
LAST 12 Division I GAMES:																	
				27	A	South Dakota St.	33 86	184	A	Oral Roberts	72 101						
				232	H	North Dakota	69 57	331	H	Purdue Fort Wayne	70 54						
				169	A	Denver	54 81	230	A	Stetson	59 60						
				236	H	Western Ill.	68 60	227	N	San Francisco	42 75						
				311	A	Omaha	61 78	291	A	Valparaiso	51 48						
				36	H	South Dakota	41 67	193	H	Milwaukee	55 57						

Non-Div I Games: Mayville St. 49 43

North Dakota St.

■ Loss,
 ■ Non-Conf,
 ■ S Site,
 ■ Home
 ■ A Away
 N Neutral

North Florida

Through Games Of Feb. 2, 2019

Average RPI Win:	307	WON-LOST	WINNING	LAST 10	STRENGTH OF	OPP. STRENGTH	TEAM	ADJ.	CONF.	ADJ CONF.
Average RPI Loss:	166	RECORD	PCT. RANK	GAMES	SCHEDULE	OF SCHEDULE	RPI	RPI	RPI	RPI
DIV. I ONLY	6- 11	250	1- 0	265	292	281	281	24	24	
DIV. I NON-CONF.	3- 6	241	0- 0	308	296	320	320	26	26	
TOTALS	RPI 1-25	RPI 26-50	W-L RECORDS	RPI 51-100	RPI 101-150	RPI 150+				
6- 11	0- 1	0- 1	OVERALL	0- 2	0- 0	6- 7				
4- 4	0- 0	0- 0	HOME	0- 1	0- 0	4- 3				
2- 7	0- 1	0- 1	AWAY	0- 1	0- 0	2- 4				
0- 0	0- 0	0- 0	NEUTRAL	0- 0	0- 0	0- 0				
3- 6	0- 1	0- 1	NON-CONFERENCE	0- 0	0- 0	3- 4				
3- 1	0- 0	0- 0	HOME	0- 0	0- 0	3- 1				
0- 5	0- 1	0- 1	AWAY	0- 0	0- 0	0- 3				
0- 0	0- 0	0- 0	NEUTRAL	0- 0	0- 0	0- 0				
3- 5	0- 0	0- 0	CONFERENCE	0- 2	0- 0	3- 3				
1- 3	0- 0	0- 0	HOME	0- 1	0- 0	1- 2				
2- 2	0- 0	0- 0	AWAY	0- 1	0- 0	2- 1				
0- 0	0- 0	0- 0	NEUTRAL	0- 0	0- 0	0- 0				

RPI 1-25				RPI 26-50				RPI 51-100				RPI 101+ Team's RPI: 281			
RPI	S	Opponent	Score	RPI	S	Opponent	Score	RPI	S	Opponent	Score	RPI	S	Opponent	Score
22	A	Florida St.	53 74	33	A	Indiana	52 75	92	A	FGCU	48 80	155	H	North Ala.	64 70
								92	H	FGCU	66 105	205	A	Ole Miss	69 82
												215	H	Jacksonville	72 80
												222	A	Colorado St.	59 61
												228	A	Liberty	53 69
												230	H	Stetson	71 57
												259	A	Bethune-Cookman	60 76
												294	A	Kennesaw St.	71 60
												299	H	Alabama A&M	62 63
												316	H	FIU	62 53
												324	A	Lipscomb	68 53
												331	H	Charleston So.	82 76
												348	H	Florida A&M	64 53
LAST 12 Division I GAMES:															
92	A	FGCU	48 80	294	A	Kennesaw St.	71 60								
215	H	Jacksonville	72 80	155	H	North Ala.	64 70								
228	A	Liberty	53 69	205	A	Ole Miss	69 82								
230	H	Stetson	71 57	299	H	Alabama A&M	62 63								
92	H	FGCU	66 105	259	A	Bethune-Cookman	60 76								
324	A	Lipscomb	68 53	316	H	FIU	62 53								

Non-Div I Games: Trinity Baptist 99 40 Warner 67 36

North Florida

Loss, Non-Conf, S Site, H Home A Away N Neutral

North Texas

Through Games Of Feb. 2, 2019

Average RPI Win: 222	WON-LOST	WINNING	LAST 10	STRENGTH OF	OPP. STRENGTH	TEAM	ADJ.	CONF.	ADJ CONF.
Average RPI Loss: 111	RECORD	PCT. RANK	GAMES	SCHEDULE	OF SCHEDULE	RPI	RPI	RPI	RPI
DIV. I ONLY	8- 10	207	1- 0	112	144	177	177	14	14
DIV. I NON-CONF.	4- 5	190	0- 0	196	151	230	230	19	19
TOTALS	RPI 1-25	RPI 26-50	W-L RECORDS	RPI 51-100	RPI 101-150	RPI 150+			
8- 10	0- 0	0- 3	OVERALL	1- 3	0- 1	7- 3			
5- 4	0- 0	0- 1	HOME	1- 1	0- 0	4- 2			
2- 5	0- 0	0- 1	AWAY	0- 2	0- 1	2- 1			
1- 1	0- 0	0- 1	NEUTRAL	0- 0	0- 0	1- 0			
4- 5	0- 0	0- 2	NON-CONFERENCE	1- 1	0- 0	3- 2			
3- 2	0- 0	0- 1	HOME	1- 0	0- 0	2- 1			
0- 2	0- 0	0- 0	AWAY	0- 1	0- 0	0- 1			
1- 1	0- 0	0- 1	NEUTRAL	0- 0	0- 0	1- 0			
4- 5	0- 0	0- 1	CONFERENCE	0- 2	0- 1	4- 1			
2- 2	0- 0	0- 0	HOME	0- 1	0- 0	2- 1			
2- 3	0- 0	0- 1	AWAY	0- 1	0- 1	2- 0			
0- 0	0- 0	0- 0	NEUTRAL	0- 0	0- 0	0- 0			

RPI 1-25				RPI 26-50				RPI 51-100				RPI 101+				Team's RPI: 177	
RPI	S	Opponent	Score	RPI	S	Opponent	Score	RPI	S	Opponent	Score	RPI	S	Opponent	Score		
				31	H	Texas	54 64	55	A	Kansas St.	42 60	141	A	UAB	60 70		
				39	A	Rice	52 64	59	A	Middle Tenn.	46 61	154	A	Louisiana Tech	65 54		
				46	N	Wyoming	49 53	64	H	Old Dominion	71 72	156	H	Charlotte	68 63		
								80	H	Missouri St.	83 76	186	A	Southern Miss.	62 48		
												195	H	Utah St.	41 57		
												203	A	SMU	66 73		
												276	H	CSU Bakersfield	71 59		
												277	H	UTSA	54 57		
												279	H	UTEP	70 51		
												305	N	North Dakota St.	92 78		
												339	H	Houston Baptist	100 75		
LAST 12 Division I GAMES:																	
				64	H	Old Dominion	71 72	156	H	Charlotte	68 63						
				59	A	Middle Tenn.	46 61	186	A	Southern Miss.	62 48						
				141	A	UAB	60 70	154	A	Louisiana Tech	65 54						
				39	A	Rice	52 64	276	H	CSU Bakersfield	71 59						
				277	H	UTSA	54 57	195	H	Utah St.	41 57						
				279	H	UTEP	70 51	339	H	Houston Baptist	100 75						

Non-Div I Games: Mid-Amer. Christian82 35 Xavier (LA) 59 46 Okla. Panhandle 93 52

North Texas

Loss, Non-Conf, S Site, H Home A Away N Neutral

Northeastern

Through Games Of Feb. 2, 2019

Average RPI Win:	191	WON-LOST	WINNING	LAST 10	STRENGTH OF	OPP. STRENGTH	TEAM	ADJ.	CONF.	ADJ CONF.
Average RPI Loss:	130	RECORD	PCT. RANK	GAMES	SCHEDULE	OF SCHEDULE	RPI	RPI	RPI	RPI
DIV. I ONLY	14- 5	56	1- 0	169	156	76	76	10	10	
DIV. I NON-CONF.	10- 1	17	0- 0	191	201	36	36	11	11	
TOTALS	RPI 1-25	RPI 26-50	W-L RECORDS	RPI 51-100	RPI 101-150	RPI 150+				
14- 5	0- 0	0- 1	OVERALL	2- 0	3- 3	9- 1				
9- 1	0- 0	0- 0	HOME	1- 0	2- 1	6- 0				
5- 4	0- 0	0- 1	AWAY	1- 0	1- 2	3- 1				
0- 0	0- 0	0- 0	NEUTRAL	0- 0	0- 0	0- 0				
10- 1	0- 0	0- 0	NON-CONFERENCE	2- 0	2- 1	6- 0				
6- 0	0- 0	0- 0	HOME	1- 0	1- 0	4- 0				
4- 1	0- 0	0- 0	AWAY	1- 0	1- 1	2- 0				
0- 0	0- 0	0- 0	NEUTRAL	0- 0	0- 0	0- 0				
4- 4	0- 0	0- 1	CONFERENCE	0- 0	1- 2	3- 1				
3- 1	0- 0	0- 0	HOME	0- 0	1- 1	2- 0				
1- 3	0- 0	0- 1	AWAY	0- 0	0- 1	1- 1				
0- 0	0- 0	0- 0	NEUTRAL	0- 0	0- 0	0- 0				

RPI 1-25				RPI 26-50				RPI 51-100				Team's RPI: 76	RPI 101+			
RPI	S	Opponent	Score	RPI	S	Opponent	Score	RPI	S	Opponent	Score		RPI	S	Opponent	Score
				47	A	James Madison	49 84						104	H	Drexel	59 61
													114	A	Dayton	84 79
													121	A	Towson	83 88
													143	H	William & Mary	88 74
													144	H	Fordham	58 54
													149	A	Marist	84 90
													165	H	Boston U.	81 51
													168	H	Delaware	75 62
													192	H	Elon	79 71
													202	H	Massachusetts	53 52
													208	A	Florida	79 66
													231	A	Hofstra	61 78
													250	H	Air Force	54 41
													293	A	Col. of Charleston	87 56
													309	A	Fairfield	59 50
													325	H	New Hampshire	69 54
LAST 12 Division I GAMES:																
				231	A	Hofstra	61 78					293	A	Col. of Charleston	87 56	
				168	H	Delaware	75 62					192	H	Elon	79 71	
				104	H	Drexel	59 61					75	H	Maine	63 55	
				47	A	James Madison	49 84					149	A	Marist	84 90	
				121	A	Towson	83 88					91	A	Providence	65 59	
				143	H	William & Mary	88 74					309	A	Fairfield	59 50	

Non-Div I Games:

Northeastern

■ Loss,
 ■ Non-Conf, S Site,
 ■ Home
 ■ Away
 N Neutral

Average RPI Win:	238	WON-LOST	WINNING	LAST 10	STRENGTH OF	OPP. STRENGTH	TEAM	ADJ.	CONF.	ADJ CONF.
Average RPI Loss:	149	RECORD	PCT. RANK	GAMES	SCHEDULE	OF SCHEDULE	RPI	RPI	RPI	RPI
DIV. I ONLY	6- 14	273	0- 1	245	126	266	266	16	16	
DIV. I NON-CONF.	4- 5	190	0- 1	222	96	192	192	12	12	
TOTALS	RPI 1-25	RPI 26-50	W-L RECORDS	RPI 51-100	RPI 101-150	RPI 150+				
6- 14	0- 0	0- 1	OVERALL	0- 3	2- 4	4- 6				
3- 5	0- 0	0- 1	HOME	0- 2	1- 0	2- 2				
3- 8	0- 0	0- 0	AWAY	0- 1	1- 4	2- 3				
0- 1	0- 0	0- 0	NEUTRAL	0- 0	0- 0	0- 1				
4- 5	0- 0	0- 1	NON-CONFERENCE	0- 1	2- 1	2- 2				
2- 1	0- 0	0- 1	HOME	0- 0	1- 0	1- 0				
2- 3	0- 0	0- 0	AWAY	0- 1	1- 1	1- 1				
0- 1	0- 0	0- 0	NEUTRAL	0- 0	0- 0	0- 1				
2- 9	0- 0	0- 0	CONFERENCE	0- 2	0- 3	2- 4				
1- 4	0- 0	0- 0	HOME	0- 2	0- 0	1- 2				
1- 5	0- 0	0- 0	AWAY	0- 0	0- 3	1- 2				
0- 0	0- 0	0- 0	NEUTRAL	0- 0	0- 0	0- 0				

RPI S	Opponent	Score	RPI S	Opponent	Score	RPI S	Opponent	Score	RPI S	Opponent	Score	Team's RPI: 266
37	H New Mexico	55 84	71	A Arizona	47 71	110	A Loyola Marymount	63 62				
			73	H Idaho St.	69 80	116	A Northern Colo.	53 63				
			98	H Idaho	69 86	128	H Fresno St.	86 73				
						129	A Washington	59 81				
						132	A Montana St.	70 80				
						147	A Montana	62 78				
						164	A Portland St.	55 72				
						197	H Eastern Wash.	62 64				
						203	N SMU	48 55				
						222	A Colorado St.	54 65				
						235	A Sacramento St.	61 65				
						257	A Southern Utah	78 69				
						257	H Southern Utah	76 82				
						287	H California Baptist	91 88				
						307	H Weber St.	74 64				
						341	A Seattle U	65 58				
LAST 12 Division I GAMES:												
197	H Eastern Wash.	62 64	203	N SMU	48 55							
98	H Idaho	69 86	257	H Southern Utah	76 82							
257	A Southern Utah	78 69	73	H Idaho St.	69 80							
116	A Northern Colo.	53 63	307	H Weber St.	74 64							
164	A Portland St.	55 72	132	A Montana St.	70 80							
235	A Sacramento St.	61 65	147	A Montana	62 78							

Non-Div I Games:

Northern Ariz.

■ Loss,
 ■ Non-Conf,
 ■ S Site,
 ■ H Home
 ■ A Away
 N Neutral

Average RPI Win:	184	WON-LOST	WINNING	LAST 10	STRENGTH OF	OPP. STRENGTH	TEAM	ADJ.	CONF.	ADJ CONF.
Average RPI Loss:	153	RECORD	PCT. RANK	GAMES	SCHEDULE	OF SCHEDULE	RPI	RPI	RPI	RPI
DIV. I ONLY	13- 6	75	1- 0	223	97	116	116	16	16	
DIV. I NON-CONF.	5- 4	139	0- 0	220	30	112	112	12	12	
TOTALS	RPI 1-25	RPI 26-50	W-L RECORDS	RPI 51-100	RPI 101-150	RPI 150+				
13- 6	0- 0	0- 1	OVERALL	2- 1	2- 2	9- 2				
7- 2	0- 0	0- 0	HOME	1- 0	1- 1	5- 1				
6- 4	0- 0	0- 1	AWAY	1- 1	1- 1	4- 1				
0- 0	0- 0	0- 0	NEUTRAL	0- 0	0- 0	0- 0				
5- 4	0- 0	0- 1	NON-CONFERENCE	0- 1	1- 1	4- 1				
3- 0	0- 0	0- 0	HOME	0- 0	1- 0	2- 0				
2- 4	0- 0	0- 1	AWAY	0- 1	0- 1	2- 1				
0- 0	0- 0	0- 0	NEUTRAL	0- 0	0- 0	0- 0				
8- 2	0- 0	0- 0	CONFERENCE	2- 0	1- 1	5- 1				
4- 2	0- 0	0- 0	HOME	1- 0	0- 1	3- 1				
4- 0	0- 0	0- 0	AWAY	1- 0	1- 0	2- 0				
0- 0	0- 0	0- 0	NEUTRAL	0- 0	0- 0	0- 0				

RPI 1-25	RPI 26-50	RPI 51-100	RPI 101+ Team's RPI: 116
RPI S Opponent Score	RPI S Opponent Score	RPI S Opponent Score	RPI S Opponent Score
	32 A BYU 50 70	58 A LSU 57 62	130 H Chattanooga 68 65
		73 H Idaho St. 60 56	132 H Montana St. 66 79
		98 A Idaho 86 72	138 A Colorado 69 77
			147 A Montana 73 62
			164 H Portland St. 79 63
			169 H Denver 74 66
			197 A Eastern Wash. 67 62
			203 H SMU 58 57
			222 A Colorado St. 53 47
			227 A San Francisco 68 63
			235 H Sacramento St. 82 69
			250 A Air Force 57 69
			257 A Southern Utah 71 44
			266 H Northern Ariz. 63 53
			307 H Weber St. 54 55
LAST 12 Division I GAMES:			
257 A Southern Utah 71 44	266 H Northern Ariz. 63 53		
73 H Idaho St. 60 56	98 A Idaho 86 72		
307 H Weber St. 54 55	164 H Portland St. 79 63		
132 H Montana St. 66 79	235 H Sacramento St. 82 69		
147 A Montana 73 62	32 A BYU 50 70		
197 A Eastern Wash. 67 62	130 H Chattanooga 68 65		

Non-Div I Games:

Northern Colo.

Loss, Non-Conf, S Site, Home Away N Neutral

Average RPI Win:	202	WON-LOST	WINNING	LAST 10	STRENGTH OF	OPP. STRENGTH	TEAM	ADJ.	CONF.	ADJ CONF.
Average RPI Loss:	64	RECORD	PCT. RANK	GAMES	SCHEDULE	OF SCHEDULE	RPI	RPI	RPI	RPI
DIV. I ONLY	12- 8	116	1- 0	90	96	100	100	8	8	
DIV. I NON-CONF.	8- 4	91	1- 0	228	123	108	108	8	8	
TOTALS	RPI 1-25	RPI 26-50	W-L RECORDS	RPI 51-100	RPI 101-150	RPI 150+				
12- 8	0- 2	0- 3	OVERALL	3- 1	1- 1	8- 1				
8- 2	0- 1	0- 1	HOME	3- 0	1- 0	4- 0				
2- 6	0- 1	0- 2	AWAY	0- 1	0- 1	2- 1				
2- 0	0- 0	0- 0	NEUTRAL	0- 0	0- 0	2- 0				
8- 4	0- 1	0- 1	NON-CONFERENCE	2- 0	0- 1	6- 1				
6- 0	0- 0	0- 0	HOME	2- 0	0- 0	4- 0				
0- 4	0- 1	0- 1	AWAY	0- 0	0- 1	0- 1				
2- 0	0- 0	0- 0	NEUTRAL	0- 0	0- 0	2- 0				
4- 4	0- 1	0- 2	CONFERENCE	1- 1	1- 0	2- 0				
2- 2	0- 1	0- 1	HOME	1- 0	1- 0	0- 0				
2- 2	0- 0	0- 1	AWAY	0- 1	0- 0	2- 0				
0- 0	0- 0	0- 0	NEUTRAL	0- 0	0- 0	0- 0				

RPI 1-25				RPI 26-50				RPI 51-100				RPI 101+			
RPI	S	Opponent	Score	RPI	S	Opponent	Score	RPI	S	Opponent	Score	RPI	S	Opponent	Score
10	A	Iowa St.	60 70	26	A	Buffalo	64 93	54	H	Miami (OH)	82 71	147	A	Montana	70 86
21	H	Central Mich.	66 89	33	A	Indiana	73 91	74	A	Kent St.	78 87	150	H	Akron	70 59
				44	H	Ohio	53 69	81	H	UNI	70 59	158	A	Southern Ill.	73 82
								93	H	Yale	89 80	190	A	Eastern Mich.	68 65
												220	A	Bowling Green	66 52
												234	H	Brown	109 102
												236	N	Western Ill.	86 61
												240	N	Nevada	98 69
												278	H	Eastern Ill.	78 59
												305	H	North Dakota St.	81 63
												344	H	Chicago St.	114 52
LAST 12 Division I GAMES:															
81	H	UNI	70 59	240	N	Nevada	98 69								
10	A	Iowa St.	60 70	220	A	Bowling Green	66 52								
190	A	Eastern Mich.	68 65	21	H	Central Mich.	66 89								
26	A	Buffalo	64 93	74	A	Kent St.	78 87								
44	H	Ohio	53 69	54	H	Miami (OH)	82 71								
150	H	Akron	70 59	234	H	Brown	109 102								

Non-Div I Games:

Northern Ill.

■ Loss,
 ■ Non-Conf, S Site,
 ■ Home
 ■ Away
 N Neutral

Average RPI Win:	272	WON-LOST	WINNING	LAST 10	STRENGTH OF	OPP. STRENGTH	TEAM	ADJ.	CONF.	ADJ CONF.
Average RPI Loss:	140	RECORD	PCT. RANK	GAMES	SCHEDULE	OF SCHEDULE	RPI	RPI	RPI	RPI
DIV. I ONLY	6- 14	273	1- 0	203	185	280	280	20	20	
DIV. I NON-CONF.	0- 9	336	0- 0	101	129	307	307	18	18	
TOTALS	RPI 1-25	RPI 26-50	W-L RECORDS	RPI 51-100	RPI 101-150	RPI 150+				
6- 14	0- 1	0- 0	OVERALL	0- 5	1- 4	5- 4				
5- 4	0- 0	0- 0	HOME	0- 3	1- 0	4- 1				
1- 7	0- 1	0- 0	AWAY	0- 2	0- 2	1- 2				
0- 3	0- 0	0- 0	NEUTRAL	0- 0	0- 2	0- 1				
0- 9	0- 1	0- 0	NON-CONFERENCE	0- 3	0- 2	0- 3				
0- 2	0- 0	0- 0	HOME	0- 1	0- 0	0- 1				
0- 4	0- 1	0- 0	AWAY	0- 2	0- 0	0- 1				
0- 3	0- 0	0- 0	NEUTRAL	0- 0	0- 2	0- 1				
6- 5	0- 0	0- 0	CONFERENCE	0- 2	1- 2	5- 1				
5- 2	0- 0	0- 0	HOME	0- 2	1- 0	4- 0				
1- 3	0- 0	0- 0	AWAY	0- 0	0- 2	1- 1				
0- 0	0- 0	0- 0	NEUTRAL	0- 0	0- 0	0- 0				

RPI 1-25				RPI 26-50				RPI 51-100				RPI 101+ Team's RPI: 280			
RPI	S	Opponent	Score	RPI	S	Opponent	Score	RPI	S	Opponent	Score	RPI	S	Opponent	Score
2	A	Louisville	59 92					60	H	Belmont	53 71	125	A	Youngstown St.	66 77
								70	H	Green Bay	61 81	131	A	IUPUI	48 70
								74	A	Kent St.	61 62	131	H	IUPUI	60 57
								88	H	Wright St.	55 61	135	N	Pepperdine	46 51
								91	A	Providence	43 48	150	N	Akron	60 77
												193	H	Milwaukee	55 54
												196	H	Illinois St.	53 58
												272	A	Cleveland St.	47 76
												283	A	Austin Peay	48 52
												286	N	La Salle	56 74
												310	H	Oakland	72 50
												330	H	Detroit Mercy	68 56
												333	A	UIC	67 49
												333	H	UIC	78 44
LAST 12 Division I GAMES:															
131	H	IUPUI	60 57	333	H	UIC	78 44								
310	H	Oakland	72 50	70	H	Green Bay	61 81								
330	H	Detroit Mercy	68 56	193	H	Milwaukee	55 54								
125	A	Youngstown St.	66 77	131	A	IUPUI	48 70								
272	A	Cleveland St.	47 76	333	A	UIC	67 49								
88	H	Wright St.	55 61	135	N	Pepperdine	46 51								

Non-Div I Games: Alderson Broadus 73 32

Northern Ky.

■ Loss,
 ■ Non-Conf, S Site,
 ■ Home
 ■ Away
 N Neutral

Northwestern

Through Games Of Feb. 2, 2019

Average RPI Win:	163	WON-LOST	WINNING	LAST 10	STRENGTH OF	OPP. STRENGTH	TEAM	ADJ.	CONF.	ADJ CONF.
Average RPI Loss:	64	RECORD	PCT. RANK	GAMES	SCHEDULE	OF SCHEDULE	RPI	RPI	RPI	RPI
DIV. I ONLY	13- 8	108	0- 1	86	39	85	85	4	4	
DIV. I NON-CONF.	7- 4	109	0- 1	206	33	140	140	6	6	
TOTALS	RPI 1-25	RPI 26-50	W-L RECORDS	RPI 51-100	RPI 101-150	RPI 150+				
13- 8	1- 2	1- 2	OVERALL	3- 2	1- 2	7- 0				
7- 4	1- 1	0- 1	HOME	1- 0	1- 2	4- 0				
5- 3	0- 1	1- 1	AWAY	2- 1	0- 0	2- 0				
1- 1	0- 0	0- 0	NEUTRAL	0- 1	0- 0	1- 0				
7- 4	0- 1	0- 1	NON-CONFERENCE	2- 1	1- 1	4- 0				
4- 2	0- 1	0- 0	HOME	1- 0	1- 1	2- 0				
2- 1	0- 0	0- 1	AWAY	1- 0	0- 0	1- 0				
1- 1	0- 0	0- 0	NEUTRAL	0- 1	0- 0	1- 0				
6- 4	1- 1	1- 1	CONFERENCE	1- 1	0- 1	3- 0				
3- 2	1- 0	0- 1	HOME	0- 0	0- 1	2- 0				
3- 2	0- 1	1- 0	AWAY	1- 1	0- 0	1- 0				
0- 0	0- 0	0- 0	NEUTRAL	0- 0	0- 0	0- 0				

RPI 1-25				RPI 26-50				RPI 51-100 Team's RPI: 85				RPI 101+			
RPI	S	Opponent	Score	RPI	S	Opponent	Score	RPI	S	Opponent	Score	RPI	S	Opponent	Score
11	H	Marquette	57 76	33	A	Indiana	75 69	62	A	Michigan	78 79	113	H	Pittsburgh	49 52
14	A	Rutgers	41 45	34	A	DePaul	60 76	67	H	Duke	84 58	134	H	UT Martin	90 64
25	H	Michigan St.	70 62	42	H	Purdue	54 57	70	A	Green Bay	57 55	139	H	Minnesota	54 61
								90	A	Nebraska	58 54	171	H	Wisconsin	72 46
								93	N	Kansas	57 66	189	A	Illinois	64 56
												189	H	Illinois	68 45
												208	A	Florida	83 74
												261	N	Wichita St.	65 43
												333	H	UIC	87 44
												344	H	Chicago St.	97 35
LAST 12 Division I GAMES:															
139	H	Minnesota	54 61	93	N	Kansas	57 66								
189	A	Illinois	64 56	62	A	Michigan	78 79								
90	A	Nebraska	58 54	25	H	Michigan St.	70 62								
171	H	Wisconsin	72 46	189	H	Illinois	68 45								
33	A	Indiana	75 69	14	A	Rutgers	41 45								
42	H	Purdue	54 57	261	N	Wichita St.	65 43								

Non-Div I Games:

Northwestern

■ Loss,
 ■ Non-Conf, S Site,
 ■ Home
 ■ Away
 N Neutral

Average RPI Win:	313	WON-LOST	WINNING	LAST 10	STRENGTH OF	OPP. STRENGTH	TEAM	ADJ.	CONF.	ADJ CONF.
Average RPI Loss:	179	RECORD	PCT. RANK	GAMES	SCHEDULE	OF SCHEDULE	RPI	RPI	RPI	RPI
DIV. I ONLY	3- 13	317	0- 0	291	265	335	335	26	26	
DIV. I NON-CONF.	1- 6	318	0- 0	272	117	331	331	23	23	
TOTALS	RPI 1-25	RPI 26-50	W-L RECORDS	RPI 51-100	RPI 101-150	RPI 150+				
3- 13	0- 0	0- 1	OVERALL	0- 2	0- 2	3- 8				
3- 3	0- 0	0- 0	HOME	0- 0	0- 0	3- 3				
0- 10	0- 0	0- 1	AWAY	0- 2	0- 2	0- 5				
0- 0	0- 0	0- 0	NEUTRAL	0- 0	0- 0	0- 0				
1- 6	0- 0	0- 1	NON-CONFERENCE	0- 1	0- 2	1- 2				
1- 1	0- 0	0- 0	HOME	0- 0	0- 0	1- 1				
0- 5	0- 0	0- 1	AWAY	0- 1	0- 2	0- 1				
0- 0	0- 0	0- 0	NEUTRAL	0- 0	0- 0	0- 0				
2- 7	0- 0	0- 0	CONFERENCE	0- 1	0- 0	2- 6				
2- 2	0- 0	0- 0	HOME	0- 0	0- 0	2- 2				
0- 5	0- 0	0- 0	AWAY	0- 1	0- 0	0- 4				
0- 0	0- 0	0- 0	NEUTRAL	0- 0	0- 0	0- 0				

RPI 1-25				RPI 26-50				RPI 51-100				RPI 101+ Team's RPI: 335			
RPI	S	Opponent	Score	RPI	S	Opponent	Score	RPI	S	Opponent	Score	RPI	S	Opponent	Score
				31	A	Texas	66 104	61	A	Arkansas	53 98	111	A	Alabama	73 87
								63	A	SFA	56 84	145	A	Oklahoma	56 93
												159	H	Abilene Christian	63 72
												186	A	Southern Miss.	54 69
												191	A	Nicholls St.	86 97
												207	A	Sam Houston St.	55 66
												260	A	A&M-Corpus Christi	55 79
												274	H	Southeastern La.	58 47
												292	A	Central Ark.	52 74
												312	H	New Orleans	62 67
												313	H	La.-Monroe	55 63
												314	H	McNeese	82 63
												350	H	Alcorn	78 65
LAST 12 Division I GAMES:															
312	H	New Orleans	62 67	292	A	Central Ark.	52 74								
274	H	Southeastern La.	58 47	314	H	McNeese	82 63								
207	A	Sam Houston St.	55 66	191	A	Nicholls St.	86 97								
159	H	Abilene Christian	63 72	31	A	Texas	66 104								
63	A	SFA	56 84	111	A	Alabama	73 87								
260	A	A&M-Corpus Christi	55 79	313	H	La.-Monroe	55 63								

Non-Div I Games: Loyola (LA) 71 66 Central Baptist 82 56 LeTourneau 100 40 Centenary (LA) 94 51 Northwestern St.

Notre Dame

Through Games Of Feb. 2, 2019

Average RPI Win:	69	WON-LOST	WINNING	LAST 10	STRENGTH OF	OPP. STRENGTH	TEAM	ADJ.	CONF.	ADJ CONF.
Average RPI Loss:	18	RECORD	PCT. RANK	GAMES	SCHEDULE	OF SCHEDULE	RPI	RPI	RPI	RPI
DIV. I ONLY	20- 2	7	1- 0	1	3	1	1	1	1	1
DIV. I NON-CONF.	13- 1	9	1- 0	1	12	1	1	1	1	1
TOTALS	RPI 1-25	RPI 26-50	W-L RECORDS	RPI 51-100	RPI 101-150	RPI 150+				
20- 2	5- 1	4- 1	OVERALL	6- 0	4- 0	1- 0				
10- 1	2- 1	0- 0	HOME	3- 0	4- 0	1- 0				
7- 1	1- 0	3- 1	AWAY	3- 0	0- 0	0- 0				
3- 0	2- 0	1- 0	NEUTRAL	0- 0	0- 0	0- 0				
13- 1	4- 1	2- 0	NON-CONFERENCE	4- 0	2- 0	1- 0				
6- 1	1- 1	0- 0	HOME	2- 0	2- 0	1- 0				
4- 0	1- 0	1- 0	AWAY	2- 0	0- 0	0- 0				
3- 0	2- 0	1- 0	NEUTRAL	0- 0	0- 0	0- 0				
7- 1	1- 0	2- 1	CONFERENCE	2- 0	2- 0	0- 0				
4- 0	1- 0	0- 0	HOME	1- 0	2- 0	0- 0				
3- 1	0- 0	2- 1	AWAY	1- 0	0- 0	0- 0				
0- 0	0- 0	0- 0	NEUTRAL	0- 0	0- 0	0- 0				

RPI S	Opponent	Score	RPI S	Opponent	Score	RPI S	Opponent	Score	RPI S	Opponent	Score
2	H Louisville	82 68	29	A North Carolina	73 78	56	A Tennessee	77 62	107	H Wake Forest	78 48
7	H UConn	71 89	34	A DePaul	101 77	65	H Harvard	103 58	113	H Pittsburgh	100 44
11	A Marquette	87 63	38	N Oregon St.	91 81	69	A Virginia Tech	80 51	117	H Western Ky.	94 53
12	N Gonzaga	81 65	43	A Georgia Tech	76 55	83	H Penn	75 55	136	H Lehigh	95 68
13	H Iowa	105 71	45	A Clemson	101 63	84	A Toledo	72 56	246	H Binghamton	103 53
19	N Drake	82 64				86	H Boston College	92 63			
LAST 12 Division I GAMES:											
19	N Drake	82 64	38	N Oregon St.	91 81						
45	A Clemson	101 63	107	H Wake Forest	78 48						
29	A North Carolina	73 78	2	H Louisville	82 68						
56	A Tennessee	77 62	43	A Georgia Tech	76 55						
86	H Boston College	92 63	113	H Pittsburgh	100 44						
69	A Virginia Tech	80 51	136	H Lehigh	95 68						

Non-Div I Games:

Notre Dame

Loss, Non-Conf, S Site, H Home A Away N Neutral

Average RPI Win:	300	WON-LOST	WINNING	LAST 10	STRENGTH OF	OPP. STRENGTH	TEAM	ADJ.	CONF.	ADJ CONF.
Average RPI Loss:	146	RECORD	PCT. RANK	GAMES	SCHEDULE	OF SCHEDULE	RPI	RPI	RPI	RPI
DIV. I ONLY	2- 18	339	0- 1	132	187	310	310	20	20	
DIV. I NON-CONF.	1- 8	322	0- 0	31	91	243	243	18	18	
TOTALS	RPI 1-25	RPI 26-50	W-L RECORDS	RPI 51-100	RPI 101-150	RPI 150+				
2- 18	0- 2	0- 1	OVERALL	0- 4	0- 4	2- 7				
2- 7	0- 1	0- 1	HOME	0- 2	0- 1	2- 2				
0- 10	0- 1	0- 0	AWAY	0- 2	0- 2	0- 5				
0- 1	0- 0	0- 0	NEUTRAL	0- 0	0- 1	0- 0				
1- 8	0- 2	0- 1	NON-CONFERENCE	0- 2	0- 1	1- 2				
1- 3	0- 1	0- 1	HOME	0- 1	0- 0	1- 0				
0- 4	0- 1	0- 0	AWAY	0- 1	0- 0	0- 2				
0- 1	0- 0	0- 0	NEUTRAL	0- 0	0- 1	0- 0				
1- 10	0- 0	0- 0	CONFERENCE	0- 2	0- 3	1- 5				
1- 4	0- 0	0- 0	HOME	0- 1	0- 1	1- 2				
0- 6	0- 0	0- 0	AWAY	0- 1	0- 2	0- 3				
0- 0	0- 0	0- 0	NEUTRAL	0- 0	0- 0	0- 0				

RPI 1-25				RPI 26-50				RPI 51-100				RPI 101+ Team's RPI: 310			
RPI	S	Opponent	Score	RPI	S	Opponent	Score	RPI	S	Opponent	Score	RPI	S	Opponent	Score
21	A	Central Mich.	61 104	33	H	Indiana	32 59	62	H	Michigan	59 85	125	A	Youngstown St.	61 76
25	H	Michigan St.	58 102					70	H	Green Bay	53 77	125	H	Youngstown St.	55 69
								74	A	Kent St.	65 75	131	A	IUPUI	53 82
								88	A	Wright St.	58 69	150	N	Akron	65 85
												170	A	Bradley	64 73
												193	H	Milwaukee	52 79
												196	A	Illinois St.	56 62
												270	H	Canisius	71 60
												272	A	Cleveland St.	90 98
												272	H	Cleveland St.	62 64
												280	A	Northern Ky.	50 72
												330	H	Detroit Mercy	74 67
												333	A	UIC	65 69
LAST 12 Division I GAMES:															
125	A	Youngstown St.	61 76	272	A	Cleveland St.	90 98								
280	A	Northern Ky.	50 72	333	A	UIC	65 69								
88	A	Wright St.	58 69	330	H	Detroit Mercy	74 67								
70	H	Green Bay	53 77	125	H	Youngstown St.	55 69								
193	H	Milwaukee	52 79	272	H	Cleveland St.	62 64								
131	A	IUPUI	53 82	62	H	Michigan	59 85								

Non-Div I Games: Grace Bible (MI) 94 48 Rochester College 64 46

Oakland

Loss, Non-Conf, S Site, H Home A Away N Neutral

Average RPI Win:	172	WON-LOST	WINNING	LAST 10	STRENGTH OF	OPP. STRENGTH	TEAM	ADJ.	CONF.	ADJ CONF.
Average RPI Loss:	38	RECORD	PCT. RANK	GAMES	SCHEDULE	OF SCHEDULE	RPI	RPI	RPI	RPI
DIV. I ONLY	18- 2	10	1- 1	180	79	44	44	8	8	
DIV. I NON-CONF.	11- 0	1	0- 0	284	132	43	43	8	8	
TOTALS	RPI 1-25	RPI 26-50	W-L RECORDS	RPI 51-100	RPI 101-150	RPI 150+				
18- 2	0- 1	2- 0	OVERALL	3- 1	3- 0	10- 0				
9- 2	0- 1	1- 0	HOME	1- 1	1- 0	6- 0				
7- 0	0- 0	1- 0	AWAY	1- 0	2- 0	3- 0				
2- 0	0- 0	0- 0	NEUTRAL	1- 0	0- 0	1- 0				
11- 0	0- 0	1- 0	NON-CONFERENCE	1- 0	3- 0	6- 0				
6- 0	0- 0	1- 0	HOME	0- 0	1- 0	4- 0				
3- 0	0- 0	0- 0	AWAY	0- 0	2- 0	1- 0				
2- 0	0- 0	0- 0	NEUTRAL	1- 0	0- 0	1- 0				
7- 2	0- 1	1- 0	CONFERENCE	2- 1	0- 0	4- 0				
3- 2	0- 1	0- 0	HOME	1- 1	0- 0	2- 0				
4- 0	0- 0	1- 0	AWAY	1- 0	0- 0	2- 0				
0- 0	0- 0	0- 0	NEUTRAL	0- 0	0- 0	0- 0				

RPI 1-25				RPI 26-50				Team's RPI: 44				RPI 51-100				RPI 101+			
RPI	S	Opponent	Score	RPI	S	Opponent	Score	RPI	S	Opponent	Score	RPI	S	Opponent	Score	RPI	S	Opponent	Score
21	H	Central Mich.	70 88	26	A	Buffalo	74 71	54	H	Miami (OH)	61 67	103	A	American	77 67				
				42	H	Purdue	80 73	72	N	Lamar University	87 62	131	A	IUPUI	73 66				
								74	H	Kent St.	83 81	133	H	UNCW	95 72				
								100	A	Northern Ill.	69 53	182	A	Ball St.	90 75				
												182	H	Ball St.	94 62				
												190	H	Eastern Mich.	85 44				
												206	N	St. Bonaventure	70 53				
												220	A	Bowling Green	82 79				
												246	H	Binghamton	86 49				
												269	A	Richmond	109 58				
												272	H	Cleveland St.	72 54				
												318	H	Coppin St.	87 62				
												322	H	Eastern Ky.	100 60				
LAST 12 Division I GAMES:																			
				54	H	Miami (OH)	61 67	182	H	Ball St.	94 62								
				220	A	Bowling Green	82 79	21	H	Central Mich.	70 88								
				100	A	Northern Ill.	69 53	26	A	Buffalo	74 71								
				190	H	Eastern Mich.	85 44	103	A	American	77 67								
				74	H	Kent St.	83 81	269	A	Richmond	109 58								
				182	A	Ball St.	90 75	131	A	IUPUI	73 66								

Non-Div I Games:

Ohio

Average RPI Win: 127		WON-LOST	WINNING	LAST 10	STRENGTH OF	OPP. STRENGTH	TEAM	ADJ.	CONF.	ADJ CONF.
Average RPI Loss: 63		RECORD	PCT. RANK	GAMES	SCHEDULE	OF SCHEDULE	RPI	RPI	RPI	RPI
DIV. I ONLY		9- 10	188	1- 0	33	13	101	101	4	4
DIV. I NON-CONF.		4- 5	190	0- 0	116	9	188	188	6	6
TOTALS		RPI 1-25	RPI 26-50	W-L RECORDS	RPI 51-100	RPI 101-150	RPI 150+			
9- 10	1- 3		2- 2	OVERALL	1- 3	2- 1	3- 1			
7- 3	1- 1		2- 0	HOME	1- 1	0- 0	3- 1			
2- 5	0- 2		0- 1	AWAY	0- 1	2- 1	0- 0			
0- 2	0- 0		0- 1	NEUTRAL	0- 1	0- 0	0- 0			
4- 5	0- 1		1- 1	NON-CONFERENCE	1- 1	0- 1	2- 1			
4- 1	0- 0		1- 0	HOME	1- 0	0- 0	2- 1			
0- 2	0- 1		0- 0	AWAY	0- 0	0- 1	0- 0			
0- 2	0- 0		0- 1	NEUTRAL	0- 1	0- 0	0- 0			
5- 5	1- 2		1- 1	CONFERENCE	0- 2	2- 0	1- 0			
3- 2	1- 1		1- 0	HOME	0- 1	0- 0	1- 0			
2- 3	0- 1		0- 1	AWAY	0- 1	2- 0	0- 0			
0- 0	0- 0		0- 0	NEUTRAL	0- 0	0- 0	0- 0			

RPI 1-25					RPI 26-50					RPI 51-100					RPI 101+					Team's RPI: 101	
RPI	S	Opponent	Score		RPI	S	Opponent	Score		RPI	S	Opponent	Score		RPI	S	Opponent	Score			
7	A	UConn	53	85	29	H	North Carolina	76	69	62	A	Michigan	58	62	106	A	Penn St.	76	71		
18	A	Maryland	69	75	33	H	Indiana	55	50	69	N	Virginia Tech	73	81	129	A	Washington	59	69		
18	H	Maryland	57	70	41	N	Butler	53	66	87	H	Cincinnati	69	56	139	A	Minnesota	65	55		
25	H	Michigan St.	65	55	42	A	Purdue	42	60	90	H	Nebraska	69	78	157	H	South Fla.	47	71		
LAST 12 Division I GAMES:																					
139 A Minnesota					65 55					189 H Illinois					78 70						
18 H Maryland					57 70					18 A Maryland					69 75						
62 A Michigan					58 62					90 H Nebraska					69 78						
106 A Penn St.					76 71					42 A Purdue					42 60						
25 H Michigan St.					65 55					69 N Virginia Tech					73 81						
33 H Indiana					55 50					41 N Butler					53 66						

Non-Div I Games:

Ohio St.

Loss, Non-Conf, S Site, H Home A Away N Neutral

Average RPI Win:	218	WON-LOST	WINNING	LAST 10	STRENGTH OF	OPP. STRENGTH	TEAM	ADJ.	CONF.	ADJ CONF.
Average RPI Loss:	54	RECORD	PCT. RANK	GAMES	SCHEDULE	OF SCHEDULE	RPI	RPI	RPI	RPI
DIV. I ONLY	5- 15	298	0- 1	6	50	145	145	3	3	
DIV. I NON-CONF.	4- 7	228	0- 1	37	112	157	157	3	3	
TOTALS	RPI 1-25	RPI 26-50	W-L RECORDS	RPI 51-100	RPI 101-150	RPI 150+				
5- 15	0- 3	0- 5	OVERALL	0- 5	2- 1	3- 1				
4- 5	0- 2	0- 2	HOME	0- 1	2- 0	2- 0				
1- 8	0- 1	0- 2	AWAY	0- 4	0- 0	1- 1				
0- 2	0- 0	0- 1	NEUTRAL	0- 0	0- 1	0- 0				
4- 7	0- 1	0- 3	NON-CONFERENCE	0- 1	1- 1	3- 1				
3- 2	0- 1	0- 1	HOME	0- 0	1- 0	2- 0				
1- 3	0- 0	0- 1	AWAY	0- 1	0- 0	1- 1				
0- 2	0- 0	0- 1	NEUTRAL	0- 0	0- 1	0- 0				
1- 8	0- 2	0- 2	CONFERENCE	0- 4	1- 0	0- 0				
1- 3	0- 1	0- 1	HOME	0- 1	1- 0	0- 0				
0- 5	0- 1	0- 1	AWAY	0- 3	0- 0	0- 0				
0- 0	0- 0	0- 0	NEUTRAL	0- 0	0- 0	0- 0				

RPI 1-25				RPI 26-50				RPI 51-100				RPI 101+ Team's RPI: 145			
RPI	S	Opponent	Score	RPI	S	Opponent	Score	RPI	S	Opponent	Score	RPI	S	Opponent	Score
3	H	Baylor	53 74	31	A	Texas	63 73	51	A	Auburn	79 95	117	H	Western Ky.	90 83
7	H	UConn	63 72	31	H	Texas	67 76	53	A	TCU	71 86	141	N	UAB	84 89
10	A	Iowa St.	78 104	34	H	DePaul	76 87	55	A	Kansas St.	56 86	142	H	Texas Tech	66 61
				37	A	New Mexico	80 84	68	H	West Virginia	55 66	157	A	South Fla.	70 87
				45	N	Clemson	62 74	93	A	Kansas	79 88	203	A	SMU	77 61
												292	H	Central Ark.	65 52
												335	H	Northwestern St.	93 56
LAST 12 Division I GAMES:															
31	H	Texas	67 76	45	N	Clemson	62 74	31	A	Texas	63 73	55	A	Kansas St.	56 86
93	A	Kansas	79 88	50	A	TCU	71 86	142	H	Texas Tech	66 61	203	A	SMU	77 61
3	H	Baylor	53 74	68	H	West Virginia	55 66	7	H	UConn	63 72				

Non-Div I Games:

Oklahoma

■ Loss,
 ■ Non-Conf, S Site,
 ■ Home
 ■ Away
 N Neutral

Average RPI Win:	187	WON-LOST	WINNING	LAST 10	STRENGTH OF	OPP. STRENGTH	TEAM	ADJ.	CONF.	ADJ CONF.
Average RPI Loss:	39	RECORD	PCT. RANK	GAMES	SCHEDULE	OF SCHEDULE	RPI	RPI	RPI	RPI
DIV. I ONLY	12- 7	101	0- 1	72	65	89	89	3	3	
DIV. I NON-CONF.	9- 2	43	0- 0	270	153	110	110	3	3	
TOTALS	RPI 1-25	RPI 26-50	W-L RECORDS	RPI 51-100	RPI 101-150	RPI 150+				
12- 7	0- 2	0- 2	OVERALL	2- 3	1- 0	9- 0				
10- 3	0- 2	0- 0	HOME	1- 1	1- 0	8- 0				
2- 4	0- 0	0- 2	AWAY	1- 2	0- 0	1- 0				
0- 0	0- 0	0- 0	NEUTRAL	0- 0	0- 0	0- 0				
9- 2	0- 0	0- 1	NON-CONFERENCE	0- 1	0- 0	9- 0				
8- 1	0- 0	0- 0	HOME	0- 1	0- 0	8- 0				
1- 1	0- 0	0- 1	AWAY	0- 0	0- 0	1- 0				
0- 0	0- 0	0- 0	NEUTRAL	0- 0	0- 0	0- 0				
3- 5	0- 2	0- 1	CONFERENCE	2- 2	1- 0	0- 0				
2- 2	0- 2	0- 0	HOME	1- 0	1- 0	0- 0				
1- 3	0- 0	0- 1	AWAY	1- 2	0- 0	0- 0				
0- 0	0- 0	0- 0	NEUTRAL	0- 0	0- 0	0- 0				

RPI 1-25				RPI 26-50				RPI 51-100				Team's RPI: 89	RPI 101+			
RPI	S	Opponent	Score	RPI	S	Opponent	Score	RPI	S	Opponent	Score		RPI	S	Opponent	Score
3	H	Baylor	58 66	31	A	Texas	51 60	53	H	TCU	75 71		142	H	Texas Tech	65 57
10	H	Iowa St.	71 84	48	A	UCLA	59 71	55	A	Kansas St.	48 59		172	H	UC Riverside	76 51
								56	H	Tennessee	63 76		175	H	Texas St.	66 55
								68	A	West Virginia	58 67		181	H	Grambling	86 40
								93	A	Kansas	72 62		183	H	Arkansas St.	62 60
													184	H	Oral Roberts	89 69
													198	H	Prairie View	70 50
													258	H	Samford	82 62
													261	A	Wichita St.	60 47
													339	H	Houston Baptist	77 44
LAST 12 Division I GAMES:																
10	H	Iowa St.	71 84	3	H	Baylor	58 66									
55	A	Kansas St.	48 59	31	A	Texas	51 60									
93	A	Kansas	72 62	181	H	Grambling	86 40									
142	H	Texas Tech	65 57	184	H	Oral Roberts	89 69									
68	A	West Virginia	58 67	48	A	UCLA	59 71									
53	H	TCU	75 71	339	H	Houston Baptist	77 44									

Non-Div I Games:

Oklahoma St.

Average RPI Win:	209	WON-LOST	WINNING	LAST 10	STRENGTH OF	OPP. STRENGTH	TEAM	ADJ.	CONF.	ADJ CONF.
Average RPI Loss:	91	RECORD	PCT. RANK	GAMES	SCHEDULE	OF SCHEDULE	RPI	RPI	RPI	RPI
DIV. I ONLY	16- 6	61	0- 1	131	153	64	64	14	14	
DIV. I NON-CONF.	9- 3	61	0- 1	40	193	32	32	19	19	
TOTALS	RPI 1-25	RPI 26-50	W-L RECORDS	RPI 51-100	RPI 101-150	RPI 150+				
16- 6	0- 1	0- 1	OVERALL	1- 1	4- 2	11- 1				
8- 1	0- 0	0- 0	HOME	0- 0	2- 1	6- 0				
6- 4	0- 1	0- 1	AWAY	1- 0	1- 1	4- 1				
2- 1	0- 0	0- 0	NEUTRAL	0- 1	1- 0	1- 0				
9- 3	0- 1	0- 0	NON-CONFERENCE	1- 1	4- 1	4- 0				
4- 1	0- 0	0- 0	HOME	0- 0	2- 1	2- 0				
3- 1	0- 1	0- 0	AWAY	1- 0	1- 0	1- 0				
2- 1	0- 0	0- 0	NEUTRAL	0- 1	1- 0	1- 0				
7- 3	0- 0	0- 1	CONFERENCE	0- 0	0- 1	7- 1				
4- 0	0- 0	0- 0	HOME	0- 0	0- 0	4- 0				
3- 3	0- 0	0- 1	AWAY	0- 0	0- 1	3- 1				
0- 0	0- 0	0- 0	NEUTRAL	0- 0	0- 0	0- 0				

RPI	S	Opponent	Score	RPI	S	Opponent	Score	RPI	S	Opponent	Score	RPI	S	Opponent	Score
6	A	NC State	56 85	39	A	Rice	42 48	52	N	Saint Mary's (CA)	65 83	105	H	Virginia	67 73
								87	A	Cincinnati	76 72	117	A	Western Ky.	60 75
												122	A	Tulane	56 48
												124	H	VCU	60 57
												140	N	Tennessee Tech	80 73
												143	H	William & Mary	83 69
												154	A	Louisiana Tech	70 59
												177	A	North Texas	72 71
												186	A	Southern Miss.	53 50
												215	N	Jacksonville	78 76
												225	A	Marshall	48 57
												249	A	Campbell	83 59
												267	H	Norfolk St.	69 53
												277	H	UTSA	72 47
												279	H	UTEP	78 59
												289	H	Fla. Atlantic	87 53
												316	H	FIU	95 68
												318	H	Coppin St.	81 51
LAST 12 Division I GAMES:															
39	A	Rice	42 48	52	N	Saint Mary's (CA)	65 83	316	H	FIU	95 68				
177	A	North Texas	72 71	289	H	Fla. Atlantic	87 53	117	A	Western Ky.	60 75				
277	H	UTSA	72 47	225	A	Marshall	48 57								
279	H	UTEP	78 59	318	H	Coppin St.	81 51								
186	A	Southern Miss.	53 50												
154	A	Louisiana Tech	70 59												

Non-Div I Games:

Old Dominion

■ Loss,
 ■ Non-Conf,
 ■ S Site,
 ■ H Home
 ■ A Away
 N Neutral

Average RPI Win:	231	WON-LOST	WINNING	LAST 10	STRENGTH OF	OPP. STRENGTH	TEAM	ADJ.	CONF.	ADJ CONF.
Average RPI Loss:	87	RECORD	PCT. RANK	GAMES	SCHEDULE	OF SCHEDULE	RPI	RPI	RPI	RPI
DIV. I ONLY	8- 14	248	0- 1	85	91	205	205	5	5	
DIV. I NON-CONF.	6- 8	199	0- 0	165	224	257	257	5	5	
TOTALS	RPI 1-25	RPI 26-50	W-L RECORDS	RPI 51-100	RPI 101-150	RPI 150+				
8- 14	0- 2	1- 2	OVERALL	0- 5	0- 2	7- 3				
7- 7	0- 0	0- 0	HOME	0- 5	0- 1	7- 1				
1- 4	0- 1	1- 1	AWAY	0- 0	0- 0	0- 2				
0- 3	0- 1	0- 1	NEUTRAL	0- 0	0- 1	0- 0				
6- 8	0- 1	0- 1	NON-CONFERENCE	0- 2	0- 2	6- 2				
6- 4	0- 0	0- 0	HOME	0- 2	0- 1	6- 1				
0- 1	0- 0	0- 0	AWAY	0- 0	0- 0	0- 1				
0- 3	0- 1	0- 1	NEUTRAL	0- 0	0- 1	0- 0				
2- 6	0- 1	1- 1	CONFERENCE	0- 3	0- 0	1- 1				
1- 3	0- 0	0- 0	HOME	0- 3	0- 0	1- 0				
1- 3	0- 1	1- 1	AWAY	0- 0	0- 0	0- 1				
0- 0	0- 0	0- 0	NEUTRAL	0- 0	0- 0	0- 0				

RPI S	Opponent	Score	RPI S	Opponent	Score	RPI S	Opponent	Score	RPI S	Opponent	Score	Team's RPI: 205
7 N	UConn	50 90	30 A	Kentucky	55 49	51 H	Auburn	51 64	126 N	St. John's (NY)	59 64	
8 A	Mississippi St.	49 80	35 A	Missouri	55 78	53 H	TCU	50 55	131 H	IUPUI	58 66	
			42 N	Purdue	59 70	58 H	LSU	41 55	154 A	Louisiana Tech	71 80	
						61 H	Arkansas	55 85	167 A	Vanderbilt	68 80	
						95 H	Troy	54 71	185 H	Temple	62 55	
									208 H	Florida	76 66	
									223 H	Jacksonville St.	49 60	
									242 H	Louisiana	79 57	
									267 H	Norfolk St.	60 42	
									281 H	North Florida	82 69	
									282 H	Western Mich.	69 66	
									349 H	Savannah St.	74 51	
LAST 12 Division I GAMES:												
8 A	Mississippi St.	49 80	51 H	Auburn	51 64							
167 A	Vanderbilt	68 80	35 A	Missouri	55 78							
208 H	Florida	76 66	281 H	North Florida	82 69							
30 A	Kentucky	55 49	95 H	Troy	54 71							
58 H	LSU	41 55	154 A	Louisiana Tech	71 80							
61 H	Arkansas	55 85	242 H	Louisiana	79 57							

Non-Div I Games:

Ole Miss

■ Loss,
■ Non-Conf,
■ S Site,
■ H Home
■ A Away
N Neutral

Average RPI Win:	319	WON-LOST	WINNING	LAST 10	STRENGTH OF	OPP. STRENGTH	TEAM	ADJ.	CONF.	ADJ CONF.
Average RPI Loss:	153	RECORD	PCT. RANK	GAMES	SCHEDULE	OF SCHEDULE	RPI	RPI	RPI	RPI
DIV. I ONLY	5- 14	291	1- 0	287	242	311	311	18	18	
DIV. I NON-CONF.	4- 7	228	1- 0	294	294	284	284	17	17	
TOTALS	RPI 1-25	RPI 26-50	W-L RECORDS	RPI 51-100	RPI 101-150	RPI 150+				
5- 14	0- 0	0- 2	OVERALL	0- 3	0- 2	5- 7				
3- 5	0- 0	0- 1	HOME	0- 0	0- 1	3- 3				
1- 8	0- 0	0- 1	AWAY	0- 3	0- 1	1- 3				
1- 1	0- 0	0- 0	NEUTRAL	0- 0	0- 0	1- 1				
4- 7	0- 0	0- 0	NON-CONFERENCE	0- 3	0- 2	4- 2				
2- 2	0- 0	0- 0	HOME	0- 0	0- 1	2- 1				
1- 4	0- 0	0- 0	AWAY	0- 3	0- 1	1- 0				
1- 1	0- 0	0- 0	NEUTRAL	0- 0	0- 0	1- 1				
1- 7	0- 0	0- 2	CONFERENCE	0- 0	0- 0	1- 5				
1- 3	0- 0	0- 1	HOME	0- 0	0- 0	1- 2				
0- 4	0- 0	0- 1	AWAY	0- 0	0- 0	0- 3				
0- 0	0- 0	0- 0	NEUTRAL	0- 0	0- 0	0- 0				

RPI 1-25				RPI 26-50				RPI 51-100				RPI 101+ Team's RPI: 311			
RPI	S	Opponent	Score	RPI	S	Opponent	Score	RPI	S	Opponent	Score	RPI	S	Opponent	Score
				27	A	South Dakota St.	47 81	55	A	Kansas St.	46 61	132	A	Montana St.	56 59
				36	H	South Dakota	49 80	81	A	UNI	50 79	146	H	CSUN	52 64
								99	A	Creighton	51 66	169	H	Denver	68 95
												170	H	Bradley	60 80
												184	H	Oral Roberts	56 71
												232	A	North Dakota	57 68
												236	A	Western Ill.	70 78
												249	N	Campbell	52 65
												276	H	CSU Bakersfield	53 46
												305	H	North Dakota St.	78 61
												330	A	Detroit Mercy	51 42
												331	A	Purdue Fort Wayne	48 56
												338	H	USC Upstate	96 69
												348	N	Florida A&M	57 50
LAST 12 Division I GAMES:															
				27	A	South Dakota St.	47 81	348	N	Florida A&M	57 50				
				331	A	Purdue Fort Wayne	48 56	184	H	Oral Roberts	56 71				
				36	H	South Dakota	49 80	169	H	Denver	68 95				
				236	A	Western Ill.	70 78	81	A	UNI	50 79				
				232	A	North Dakota	57 68	132	A	Montana St.	56 59				
				305	H	North Dakota St.	78 61	170	H	Bradley	60 80				

Non-Div I Games: Peru St. 91 44 Graceland (IA) 81 39

Omaha

Loss, Non-Conf, S Site, H Home A Away N Neutral

Oral Roberts

Through Games Of Feb. 2, 2019

Average RPI Win:	271	WON-LOST	WINNING	LAST 10	STRENGTH OF	OPP. STRENGTH	TEAM	ADJ.	CONF.	ADJ CONF.
Average RPI Loss:	93	RECORD	PCT. RANK	GAMES	SCHEDULE	OF SCHEDULE	RPI	RPI	RPI	RPI
DIV. I ONLY	10- 11	178	0- 1	195	155	184	184	18	18	
DIV. I NON-CONF.	5- 6	177	0- 0	136	119	153	153	17	17	
TOTALS	RPI 1-25	RPI 26-50	W-L RECORDS	RPI 51-100	RPI 101-150	RPI 150+				
10- 11	0- 1	0- 3	OVERALL	0- 3	0- 1	10- 3				
5- 5	0- 0	0- 2	HOME	0- 0	0- 1	5- 2				
5- 6	0- 1	0- 1	AWAY	0- 3	0- 0	5- 1				
0- 0	0- 0	0- 0	NEUTRAL	0- 0	0- 0	0- 0				
5- 6	0- 1	0- 0	NON-CONFERENCE	0- 3	0- 1	5- 1				
2- 2	0- 0	0- 0	HOME	0- 0	0- 1	2- 1				
3- 4	0- 1	0- 0	AWAY	0- 3	0- 0	3- 0				
0- 0	0- 0	0- 0	NEUTRAL	0- 0	0- 0	0- 0				
5- 5	0- 0	0- 3	CONFERENCE	0- 0	0- 0	5- 2				
3- 3	0- 0	0- 2	HOME	0- 0	0- 0	3- 1				
2- 2	0- 0	0- 1	AWAY	0- 0	0- 0	2- 1				
0- 0	0- 0	0- 0	NEUTRAL	0- 0	0- 0	0- 0				

RPI 1-25				RPI 26-50				RPI 51-100				RPI 101+ Team's RPI: 184			
RPI	S	Opponent	Score	RPI	S	Opponent	Score	RPI	S	Opponent	Score	RPI	S	Opponent	Score
13	A	Iowa	77 90	27	A	South Dakota St.	55 68	61	A	Arkansas	61 74	112	H	UT Arlington	62 80
				27	H	South Dakota St.	65 74	89	A	Oklahoma St.	69 89	160	H	Tulsa	68 76
				36	H	South Dakota	72 76	93	A	Kansas	58 70	169	A	Denver	76 93
												175	A	Texas St.	81 64
												207	A	Sam Houston St.	73 62
												216	H	UMKC	75 64
												232	H	North Dakota	67 75
												236	H	Western Ill.	68 64
												257	H	Southern Utah	64 59
												305	H	North Dakota St.	101 72
												311	A	Omaha	71 56
												331	A	Purdue Fort Wayne	72 61
												331	H	Purdue Fort Wayne	66 56
												339	A	Houston Baptist	74 56
LAST 12 Division I GAMES:															
331	H	Purdue Fort Wayne	66 56	27	H	South Dakota St.	65 74								
305	H	North Dakota St.	101 72	236	H	Western Ill.	68 64								
169	A	Denver	76 93	232	H	North Dakota	67 75								
36	H	South Dakota	72 76	311	A	Omaha	71 56								
27	A	South Dakota St.	55 68	89	A	Oklahoma St.	69 89								
331	A	Purdue Fort Wayne	72 61	339	A	Houston Baptist	74 56								

Non-Div I Games: Harris-Stowe 74 46 Cent. Christian (KS94 47

Oral Roberts

Loss, Non-Conf, S Site, H Home A Away N Neutral

Oregon

Through Games Of Feb. 2, 2019

Average RPI Win:	97	WON-LOST	WINNING	LAST 10	STRENGTH OF	OPP. STRENGTH	TEAM	ADJ.	CONF.	ADJ CONF.
Average RPI Loss:	25	RECORD	PCT. RANK	GAMES	SCHEDULE	OF SCHEDULE	RPI	RPI	RPI	RPI
DIV. I ONLY	19- 1	4	1- 0	19	7	4	4	2	2	
DIV. I NON-CONF.	10- 1	17	0- 0	15	51	5	5	2	2	
TOTALS	RPI 1-25	RPI 26-50	W-L RECORDS	RPI 51-100	RPI 101-150	RPI 150+				
19- 1	3- 1	5- 0	OVERALL	2- 0	4- 0	5- 0				
11- 0	3- 0	2- 0	HOME	1- 0	2- 0	3- 0				
7- 1	0- 1	3- 0	AWAY	1- 0	2- 0	1- 0				
1- 0	0- 0	0- 0	NEUTRAL	0- 0	0- 0	1- 0				
10- 1	2- 1	2- 0	NON-CONFERENCE	1- 0	0- 0	5- 0				
6- 0	2- 0	1- 0	HOME	0- 0	0- 0	3- 0				
3- 1	0- 1	1- 0	AWAY	1- 0	0- 0	1- 0				
1- 0	0- 0	0- 0	NEUTRAL	0- 0	0- 0	1- 0				
9- 0	1- 0	3- 0	CONFERENCE	1- 0	4- 0	0- 0				
5- 0	1- 0	1- 0	HOME	1- 0	2- 0	0- 0				
4- 0	0- 0	2- 0	AWAY	0- 0	2- 0	0- 0				
0- 0	0- 0	0- 0	NEUTRAL	0- 0	0- 0	0- 0				

RPI	S	Opponent	Score	RPI	S	Opponent	Score	RPI	S	Opponent	Score	RPI	S	Opponent	Score
8	H	Mississippi St.	82 74	26	H	Buffalo	102 82	52	A	Saint Mary's (CA)	79 55	115	A	Washington St.	79 64
9	H	Syracuse	75 73	27	A	South Dakota St.	87 79	71	H	Arizona	93 60	115	H	Washington St.	98 58
16	H	Arizona St.	77 71	28	H	Utah	87 65					129	A	Washington	76 57
25	A	Michigan St.	82 88	48	A	UCLA	72 52					129	H	Washington	84 71
				50	A	Southern California	93 53					152	H	UC Irvine	115 69
												172	N	UC Riverside	94 44
												195	A	Utah St.	88 58
												248	H	Long Beach St.	110 48
												250	H	Air Force	82 36
LAST 12 Division I GAMES:															
129	A	Washington	76 57	28	H	Utah	87 65								
115	A	Washington St.	79 64	115	H	Washington St.	98 58								
71	H	Arizona	93 60	129	H	Washington	84 71								
16	H	Arizona St.	77 71	152	H	UC Irvine	115 69								
48	A	UCLA	72 52	250	H	Air Force	82 36								
50	A	Southern California	93 53	8	H	Mississippi St.	82 74								

Non-Div I Games: Alas. Fairbanks 115 36

Oregon

Loss, Non-Conf, S Site, H Home A Away N Neutral

Average RPI Win:	147	WON-LOST	WINNING	LAST 10	STRENGTH OF	OPP. STRENGTH	TEAM	ADJ.	CONF.	ADJ CONF.
Average RPI Loss:	12	RECORD	PCT. RANK	GAMES	SCHEDULE	OF SCHEDULE	RPI	RPI	RPI	RPI
DIV. I ONLY	18- 3	13	0- 1	166	2	38	38	2	2	
DIV. I NON-CONF.	10- 2	37	0- 1	208	24	67	67	2	2	
TOTALS	RPI 1-25	RPI 26-50	W-L RECORDS	RPI 51-100	RPI 101-150	RPI 150+				
18- 3	1- 3	2- 0	OVERALL	3- 0	6- 0	6- 0				
11- 1	0- 1	0- 0	HOME	3- 0	3- 0	5- 0				
4- 0	0- 0	2- 0	AWAY	0- 0	2- 0	0- 0				
3- 2	1- 2	0- 0	NEUTRAL	0- 0	1- 0	1- 0				
10- 2	1- 2	0- 0	NON-CONFERENCE	2- 0	1- 0	6- 0				
7- 0	0- 0	0- 0	HOME	2- 0	0- 0	5- 0				
0- 0	0- 0	0- 0	AWAY	0- 0	0- 0	0- 0				
3- 2	1- 2	0- 0	NEUTRAL	0- 0	1- 0	1- 0				
8- 1	0- 1	2- 0	CONFERENCE	1- 0	5- 0	0- 0				
4- 1	0- 1	0- 0	HOME	1- 0	3- 0	0- 0				
4- 0	0- 0	2- 0	AWAY	0- 0	2- 0	0- 0				
0- 0	0- 0	0- 0	NEUTRAL	0- 0	0- 0	0- 0				

RPI 1-25				RPI 26-50				Team's RPI: 38				RPI 51-100				RPI 101+			
RPI	S	Opponent	Score	RPI	S	Opponent	Score	RPI	S	Opponent	Score	RPI	S	Opponent	Score	RPI	S	Opponent	Score
1	N	Notre Dame	81 91	48	A	UCLA	83 73	52	H	Saint Mary's (CA)	89 56	115	A	Washington St.	52 35				
16	H	Arizona St.	76 79	50	A	Southern California	76 52	67	H	Duke	71 57	115	H	Washington St.	76 69				
17	N	South Carolina	70 68					71	H	Arizona	86 64	117	N	Western Ky.	74 60				
20	N	Texas A&M	70 76									129	A	Washington	86 39				
												129	H	Washington	78 67				
												138	H	Colorado	89 65				
												174	H	Santa Clara	82 31				
												197	N	Eastern Wash.	93 45				
												276	H	CSU Bakersfield	92 52				
												286	H	La Salle	100 46				
												321	H	Cal Poly	79 54				
												345	H	Ark.-Pine Bluff	89 33				
LAST 12 Division I GAMES:																			
17	N	South Carolina	70 68	1	N	Notre Dame	81 91	50	A	Southern California	76 52	48	A	UCLA	83 73	129	H	Washington	78 67
138	H	Colorado	89 65	115	A	Washington St.	52 35	49	A	Washington	78 67	115	H	Washington St.	76 69	276	H	CSU Bakersfield	92 52
16	H	Arizona St.	76 79	71	H	Arizona	86 64												

Non-Div I Games:

Oregon St.

■ Loss,
■ Non-Conf, S Site,
■ Home
■ Away
N Neutral

Average RPI Win:	202	WON-LOST	WINNING	LAST 10	STRENGTH OF	OPP. STRENGTH	TEAM	ADJ.	CONF.	ADJ CONF.
Average RPI Loss:	39	RECORD	PCT. RANK	GAMES	SCHEDULE	OF SCHEDULE	RPI	RPI	RPI	RPI
DIV. I ONLY	14- 7	84	1- 0	93	94	79	79	7	7	
DIV. I NON-CONF.	7- 3	83	0- 0	190	180	86	86	7	7	
TOTALS	RPI 1-25	RPI 26-50	W-L RECORDS	RPI 51-100	RPI 101-150	RPI 150+				
14- 7	0- 4	1- 1	OVERALL	2- 1	1- 1	10- 0				
8- 3	0- 1	1- 1	HOME	1- 0	1- 1	5- 0				
6- 3	0- 2	0- 0	AWAY	1- 1	0- 0	5- 0				
0- 1	0- 1	0- 0	NEUTRAL	0- 0	0- 0	0- 0				
7- 3	0- 2	1- 0	NON-CONFERENCE	1- 1	0- 0	5- 0				
4- 0	0- 0	1- 0	HOME	0- 0	0- 0	3- 0				
3- 2	0- 1	0- 0	AWAY	1- 1	0- 0	2- 0				
0- 1	0- 1	0- 0	NEUTRAL	0- 0	0- 0	0- 0				
7- 4	0- 2	0- 1	CONFERENCE	1- 0	1- 1	5- 0				
4- 3	0- 1	0- 1	HOME	1- 0	1- 1	2- 0				
3- 1	0- 1	0- 0	AWAY	0- 0	0- 0	3- 0				
0- 0	0- 0	0- 0	NEUTRAL	0- 0	0- 0	0- 0				

RPI 1-25				RPI 26-50				RPI 51-100 Team's RPI: 79				RPI 101+			
RPI	S	Opponent	Score	RPI	S	Opponent	Score	RPI	S	Opponent	Score	RPI	S	Opponent	Score
12	A	Gonzaga	65 88	32	H	BYU	74 77	52	H	Saint Mary's (CA)	76 67	110	H	Loyola Marymount	67 72
12	H	Gonzaga	51 63	46	H	Wyoming	70 64	72	A	Lamar University	66 82	135	H	Pepperdine	78 67
15	A	UCF	57 64					78	A	UC Davis	83 80	166	A	Portland	76 66
23	N	California	69 81									166	H	Portland	87 77
												174	A	Santa Clara	74 70
												227	A	San Francisco	85 75
												253	A	Cal St. Fullerton	72 64
												254	H	San Diego	79 47
												305	H	North Dakota St.	75 68
												306	H	UC Santa Barbara	69 53
												326	A	San Jose St.	91 67
												341	H	Seattle U	75 61
LAST 12 Division I GAMES:															
12	H	Gonzaga	51 63	166	H	Portland	87 77								
135	H	Pepperdine	78 67	32	H	BYU	74 77								
110	H	Loyola Marymount	67 72	12	A	Gonzaga	65 88								
227	A	San Francisco	85 75	166	A	Portland	76 66								
174	A	Santa Clara	74 70	52	H	Saint Mary's (CA)	76 67								
254	H	San Diego	79 47	253	A	Cal St. Fullerton	72 64								

Non-Div I Games:

Pacific

■ Loss,
 ■ Non-Conf, S Site,
 ■ Home
 ■ Away
 N Neutral

Average RPI Win:	233	WON-LOST	WINNING	LAST 10	STRENGTH OF	OPP. STRENGTH	TEAM	ADJ.	CONF.	ADJ CONF.
Average RPI Loss:	39	RECORD	PCT. RANK	GAMES	SCHEDULE	OF SCHEDULE	RPI	RPI	RPI	RPI
DIV. I ONLY	12- 3	31	1- 0	247	106	83	83	11	11	
DIV. I NON-CONF.	9- 3	61	0- 0	260	93	99	99	10	10	
TOTALS	RPI 1-25	RPI 26-50	W-L RECORDS	RPI 51-100	RPI 101-150	RPI 150+				
12- 3	0- 1	0- 1	OVERALL	1- 1	1- 0	10- 0				
4- 1	0- 0	0- 1	HOME	0- 0	0- 0	4- 0				
8- 1	0- 1	0- 0	AWAY	1- 0	1- 0	6- 0				
0- 1	0- 0	0- 0	NEUTRAL	0- 1	0- 0	0- 0				
9- 3	0- 1	0- 1	NON-CONFERENCE	0- 1	1- 0	8- 0				
4- 1	0- 0	0- 1	HOME	0- 0	0- 0	4- 0				
5- 1	0- 1	0- 0	AWAY	0- 0	1- 0	4- 0				
0- 1	0- 0	0- 0	NEUTRAL	0- 1	0- 0	0- 0				
3- 0	0- 0	0- 0	CONFERENCE	1- 0	0- 0	2- 0				
0- 0	0- 0	0- 0	HOME	0- 0	0- 0	0- 0				
3- 0	0- 0	0- 0	AWAY	1- 0	0- 0	2- 0				
0- 0	0- 0	0- 0	NEUTRAL	0- 0	0- 0	0- 0				

RPI 1-25				RPI 26-50				RPI 51-100				Team's RPI: 83		RPI 101+			
RPI	S	Opponent	Score	RPI	S	Opponent	Score	RPI	S	Opponent	Score			RPI	S	Opponent	Score
1	A	Notre Dame	55 75	40	H	Villanova	50 58	75	N	Maine	46 47			104	A	Drexel	55 39
								77	A	Princeton	66 60			185	H	Temple	71 62
														217	A	Navy	65 61
														230	A	Stetson	75 53
														251	A	Cornell	59 46
														263	A	Columbia	72 60
														265	A	Siena	58 51
														285	H	Saint Joseph's	65 45
														286	H	La Salle	65 34
														308	H	NJIT	85 42
														329	A	Iona	66 43
LAST 12 Division I GAMES:																	
251	A	Cornell	59 46	263	A	Columbia	72 60										
185	H	Temple	71 62	329	A	Iona	66 43										
40	H	Villanova	50 58	286	H	La Salle	65 34										
77	A	Princeton	66 60	75	N	Maine	46 47										
230	A	Stetson	75 53	217	A	Navy	65 61										
104	A	Drexel	55 39	308	H	NJIT	85 42										

Non-Div I Games: Haverford 81 46

Penn

Average RPI Win:	160	WON-LOST	WINNING	LAST 10	STRENGTH OF	OPP. STRENGTH	TEAM	ADJ.	CONF.	ADJ CONF.
Average RPI Loss:	55	RECORD	PCT. RANK	GAMES	SCHEDULE	OF SCHEDULE	RPI	RPI	RPI	RPI
DIV. I ONLY	10- 10	165	0- 1	20	73	106	106	4	4	
DIV. I NON-CONF.	7- 4	109	0- 0	55	118	101	101	6	6	
TOTALS	RPI 1-25	RPI 26-50	W-L RECORDS	RPI 51-100	RPI 101-150	RPI 150+				
10- 10	0- 6	0- 1	OVERALL	2- 0	2- 2	6- 1				
8- 6	0- 3	0- 0	HOME	2- 0	1- 2	5- 1				
2- 4	0- 3	0- 1	AWAY	0- 0	1- 0	1- 0				
0- 0	0- 0	0- 0	NEUTRAL	0- 0	0- 0	0- 0				
7- 4	0- 2	0- 0	NON-CONFERENCE	2- 0	2- 1	3- 1				
6- 3	0- 1	0- 0	HOME	2- 0	1- 1	3- 1				
1- 1	0- 1	0- 0	AWAY	0- 0	1- 0	0- 0				
0- 0	0- 0	0- 0	NEUTRAL	0- 0	0- 0	0- 0				
3- 6	0- 4	0- 1	CONFERENCE	0- 0	0- 1	3- 0				
2- 3	0- 2	0- 0	HOME	0- 0	0- 1	2- 0				
1- 3	0- 2	0- 1	AWAY	0- 0	0- 0	1- 0				
0- 0	0- 0	0- 0	NEUTRAL	0- 0	0- 0	0- 0				

RPI S Opponent	Score	RPI S Opponent	Score	RPI S Opponent	Score	RPI S Opponent	Score	Team's RPI: 106
14 A Rutgers	61 74	33 A Indiana	75 83	77 H Princeton	79 71	101 H Ohio St.	71 76	
14 H Rutgers	61 69			91 H Providence	74 72	103 H American	80 59	
18 A Maryland	67 79					144 A Fordham	72 55	
18 H Maryland	61 77					148 H Duquesne	58 64	
22 A Florida St.	58 87					162 H Stony Brook	70 81	
23 H California	58 75					171 A Wisconsin	65 59	
						171 H Wisconsin	71 64	
						189 H Illinois	62 48	
						206 H St. Bonaventure	80 65	
						215 H Jacksonville	80 61	
						232 H North Dakota	75 68	
LAST 12 Division I GAMES:								
171 A Wisconsin	65 59	14 H Rutgers	61 69					
18 A Maryland	67 79	33 A Indiana	75 83					
101 H Ohio St.	71 76	18 H Maryland	61 77					
189 H Illinois	62 48	103 H American	80 59					
14 A Rutgers	61 74	206 H St. Bonaventure	80 65					
171 H Wisconsin	71 64	148 H Duquesne	58 64					

Non-Div I Games:

Penn St.

Pepperdine

Through Games Of Feb. 2, 2019

Average RPI Win:	228	WON-LOST	WINNING	LAST 10	STRENGTH OF	OPP. STRENGTH	TEAM	ADJ.	CONF.	ADJ CONF.
Average RPI Loss:	95	RECORD	PCT. RANK	GAMES	SCHEDULE	OF SCHEDULE	RPI	RPI	RPI	RPI
DIV. I ONLY	13- 8	108	1- 0	238	103	135	135	7	7	
DIV. I NON-CONF.	6- 4	125	0- 0	345	192	217	217	7	7	
TOTALS	RPI 1-25	RPI 26-50	W-L RECORDS	RPI 51-100	RPI 101-150	RPI 150+				
13- 8	0- 1	1- 1	OVERALL	0- 4	1- 1	11- 1				
7- 1	0- 1	1- 0	HOME	0- 0	1- 0	5- 0				
4- 6	0- 0	0- 1	AWAY	0- 4	0- 1	4- 0				
2- 1	0- 0	0- 0	NEUTRAL	0- 0	0- 0	2- 1				
6- 4	0- 0	0- 0	NON-CONFERENCE	0- 2	0- 1	6- 1				
1- 0	0- 0	0- 0	HOME	0- 0	0- 0	1- 0				
3- 3	0- 0	0- 0	AWAY	0- 2	0- 1	3- 0				
2- 1	0- 0	0- 0	NEUTRAL	0- 0	0- 0	2- 1				
7- 4	0- 1	1- 1	CONFERENCE	0- 2	1- 0	5- 0				
6- 1	0- 1	1- 0	HOME	0- 0	1- 0	4- 0				
1- 3	0- 0	0- 1	AWAY	0- 2	0- 0	1- 0				
0- 0	0- 0	0- 0	NEUTRAL	0- 0	0- 0	0- 0				

RPI	S	Opponent	Score	RPI	S	Opponent	Score	RPI	S	Opponent	Score	RPI	S	Opponent	Score	Team's RPI: 135
12	H	Gonzaga	54 79	32	A	BYU	58 83	52	A	Saint Mary's (CA)	68 79	110	H	Loyola Marymount	95 86	
				32	H	BYU	79 65	73	A	Idaho St.	63 65	138	A	Colorado	65 80	
								79	A	Pacific	67 78	166	H	Portland	82 68	
								91	A	Providence	47 66	174	H	Santa Clara	74 48	
												227	H	San Francisco	69 50	
												235	N	Sacramento St.	113 97	
												254	A	San Diego	74 55	
												254	H	San Diego	88 65	
												262	A	Hawaii	65 64	
												280	N	Northern Ky.	51 46	
												286	N	La Salle	55 62	
												307	H	Weber St.	68 47	
												321	A	Cal Poly	70 63	
												341	A	Seattle U	78 64	
LAST 12 Division I GAMES:																
254	H	San Diego	88 65	32	H	BYU	79 65									
79	A	Pacific	67 78	254	A	San Diego	74 55									
52	A	Saint Mary's (CA)	68 79	32	A	BYU	58 83									
110	H	Loyola Marymount	95 86	12	H	Gonzaga	54 79									
227	H	San Francisco	69 50	166	H	Portland	82 68									
174	H	Santa Clara	74 48	280	N	Northern Ky.	51 46									

Non-Div I Games:

Pepperdine

Loss, Non-Conf, S Site, H Home A Away N Neutral

Pittsburgh

Through Games Of Feb. 2, 2019

Average RPI Win:	163	WON-LOST	WINNING	LAST 10	STRENGTH OF	OPP. STRENGTH	TEAM	ADJ.	CONF.	ADJ CONF.
Average RPI Loss:	62	RECORD	PCT. RANK	GAMES	SCHEDULE	OF SCHEDULE	RPI	RPI	RPI	RPI
DIV. I ONLY	9- 13	229	0- 1	15	40	113	113	1	1	
DIV. I NON-CONF.	9- 5	105	0- 0	64	141	85	85	1	1	
TOTALS	RPI 1-25	RPI 26-50	W-L RECORDS	RPI 51-100	RPI 101-150	RPI 150+				
9- 13	0- 5	0- 1	OVERALL	3- 3	3- 3	3- 1				
5- 8	0- 2	0- 1	HOME	1- 3	2- 2	2- 0				
2- 4	0- 3	0- 0	AWAY	1- 0	1- 1	0- 0				
2- 1	0- 0	0- 0	NEUTRAL	1- 0	0- 0	1- 1				
9- 5	0- 1	0- 0	NON-CONFERENCE	3- 1	3- 2	3- 1				
5- 3	0- 1	0- 0	HOME	1- 1	2- 1	2- 0				
2- 1	0- 0	0- 0	AWAY	1- 0	1- 1	0- 0				
2- 1	0- 0	0- 0	NEUTRAL	1- 0	0- 0	1- 1				
0- 8	0- 4	0- 1	CONFERENCE	0- 2	0- 1	0- 0				
0- 5	0- 1	0- 1	HOME	0- 2	0- 1	0- 0				
0- 3	0- 3	0- 0	AWAY	0- 0	0- 0	0- 0				
0- 0	0- 0	0- 0	NEUTRAL	0- 0	0- 0	0- 0				

RPI S	Opponent	Score	RPI S	Opponent	Score	RPI S	Opponent	Score	RPI S	Opponent	Score	Team's RPI: 113
1	A Notre Dame	44 100	45	H Clemson	59 65	61	N Arkansas	61 54	102	A Georgetown	41 70	
2	A Louisville	42 70				68	H West Virginia	43 77	105	H Virginia	57 74	
6	A NC State	34 63				69	H Virginia Tech	58 74	125	H Youngstown St.	55 64	
9	H Syracuse	50 82				85	A Northwestern	52 49	133	H UNCW	60 56	
15	H UCF	58 61				86	H Boston College	55 59	144	H Fordham	65 62	
						87	H Cincinnati	65 48	148	A Duquesne	66 58	
									171	N Wisconsin	42 57	
									204	H Saint Francis (PA)	78 75	
									290	N Tennessee St.	78 56	
									312	H New Orleans	90 38	
LAST 12 Division I GAMES:												
2	A Louisville	42 70	69	H Virginia Tech	58 74							
105	H Virginia	57 74	1	A Notre Dame	44 100							
45	H Clemson	59 65	148	A Duquesne	66 58							
9	H Syracuse	50 82	204	H Saint Francis (PA)	78 75							
86	H Boston College	55 59	133	H UNCW	60 56							
6	A NC State	34 63	68	H West Virginia	43 77							

Non-Div I Games:

Pittsburgh

■ Loss,
■ Non-Conf, S Site,
■ Home
■ Away
N Neutral

Average RPI Win:	252	WON-LOST	WINNING	LAST 10	STRENGTH OF	OPP. STRENGTH	TEAM	ADJ.	CONF.	ADJ CONF.
Average RPI Loss:	93	RECORD	PCT. RANK	GAMES	SCHEDULE	OF SCHEDULE	RPI	RPI	RPI	RPI
DIV. I ONLY	8- 12	231	0- 0	84	173	166	166	7	7	
DIV. I NON-CONF.	6- 3	91	0- 0	149	342	116	116	7	7	
TOTALS	RPI 1-25	RPI 26-50	W-L RECORDS	RPI 51-100	RPI 101-150	RPI 150+				
8- 12	0- 1	0- 1	OVERALL	0- 5	0- 2	8- 3				
4- 4	0- 0	0- 0	HOME	0- 2	0- 0	4- 2				
4- 7	0- 1	0- 1	AWAY	0- 2	0- 2	4- 1				
0- 1	0- 0	0- 0	NEUTRAL	0- 1	0- 0	0- 0				
6- 3	0- 0	0- 0	NON-CONFERENCE	0- 1	0- 0	6- 2				
3- 1	0- 0	0- 0	HOME	0- 0	0- 0	3- 1				
3- 1	0- 0	0- 0	AWAY	0- 0	0- 0	3- 1				
0- 1	0- 0	0- 0	NEUTRAL	0- 1	0- 0	0- 0				
2- 9	0- 1	0- 1	CONFERENCE	0- 4	0- 2	2- 1				
1- 3	0- 0	0- 0	HOME	0- 2	0- 0	1- 1				
1- 6	0- 1	0- 1	AWAY	0- 2	0- 2	1- 0				
0- 0	0- 0	0- 0	NEUTRAL	0- 0	0- 0	0- 0				

RPI S Opponent	Score	RPI S Opponent	Score	RPI S Opponent	Score	RPI S Opponent	Score	Team's RPI: 166
12 Gonzaga	71 97	32 BYU	71 79	52 Saint Mary's (CA)	85 113	110 Loyola Marymount	58 76	
				52 Saint Mary's (CA)	91 98	135 Pepperdine	68 82	
				71 N Arizona	70 92	152 UC Irvine	69 84	
				79 Pacific	77 87	164 Portland St.	79 92	
				79 Pacific	66 76	174 Santa Clara	66 72	
						195 Utah St.	61 54	
						227 San Francisco	78 73	
						250 Air Force	79 60	
						253 Cal St. Fullerton	83 74	
						254 San Diego	69 60	
						262 Hawaii	72 65	
						268 Utah Valley	65 60	
						307 Weber St.	89 73	
LAST 12 Division I GAMES:								
52 Saint Mary's (CA)	85 113	79 Pacific	77 87					
227 San Francisco	78 73	52 Saint Mary's (CA)	91 98					
174 Santa Clara	66 72	79 Pacific	66 76					
32 BYU	71 79	110 Loyola Marymount	58 76					
254 San Diego	69 60	135 Pepperdine	68 82					
12 Gonzaga	71 97	250 Air Force	79 60					

Non-Div I Games: Warner Pacific 98 63 Willamette 82 27

Portland

Loss, Non-Conf, S Site, Home Away N Neutral

Average RPI Win:	240	WON-LOST	WINNING	LAST 10	STRENGTH OF	OPP. STRENGTH	TEAM	ADJ.	CONF.	ADJ CONF.
Average RPI Loss:	110	RECORD	PCT. RANK	GAMES	SCHEDULE	OF SCHEDULE	RPI	RPI	RPI	RPI
DIV. I ONLY	14- 4	36	0- 1	328	188	164	164	16	16	
DIV. I NON-CONF.	7- 1	30	0- 0	338	268	166	166	12	12	
TOTALS	RPI 1-25	RPI 26-50	W-L RECORDS	RPI 51-100	RPI 101-150	RPI 150+				
14- 4	0- 0	0- 0	OVERALL	1- 2	2- 1	11- 1				
10- 2	0- 0	0- 0	HOME	1- 1	2- 0	7- 1				
4- 2	0- 0	0- 0	AWAY	0- 1	0- 1	4- 0				
0- 0	0- 0	0- 0	NEUTRAL	0- 0	0- 0	0- 0				
7- 1	0- 0	0- 0	NON-CONFERENCE	1- 0	0- 0	6- 1				
5- 1	0- 0	0- 0	HOME	1- 0	0- 0	4- 1				
2- 0	0- 0	0- 0	AWAY	0- 0	0- 0	2- 0				
0- 0	0- 0	0- 0	NEUTRAL	0- 0	0- 0	0- 0				
7- 3	0- 0	0- 0	CONFERENCE	0- 2	2- 1	5- 0				
5- 1	0- 0	0- 0	HOME	0- 1	2- 0	3- 0				
2- 2	0- 0	0- 0	AWAY	0- 1	0- 1	2- 0				
0- 0	0- 0	0- 0	NEUTRAL	0- 0	0- 0	0- 0				

RPI 1-25				RPI 26-50				RPI 51-100				RPI 101+				Team's RPI: 164	
RPI	S	Opponent	Score	RPI	S	Opponent	Score	RPI	S	Opponent	Score	RPI	S	Opponent	Score		
								73	H	Idaho St.	57	58	116	A	Northern Colo.	63	79
								78	H	UC Davis	65	50	132	H	Montana St.	55	53
								98	A	Idaho	78	80	147	H	Montana	78	60
													152	H	UC Irvine	68	73
													166	H	Portland	92	79
													197	A	Eastern Wash.	76	64
													212	H	UNLV	58	49
													257	H	Southern Utah	63	49
													266	H	Northern Ariz.	72	55
													279	A	UTEP	89	61
													307	A	Weber St.	77	59
													307	H	Weber St.	65	38
													326	H	San Jose St.	80	51
													340	A	Grand Canyon	60	55
													341	H	Seattle U	68	43
LAST 12 Division I GAMES:																	
307	H	Weber St.	65	38	73	H	Idaho St.	57	58								
98	A	Idaho	78	80	147	H	Montana	78	60								
197	A	Eastern Wash.	76	64	132	H	Montana St.	55	53								
266	H	Northern Ariz.	72	55	116	A	Northern Colo.	63	79								
257	H	Southern Utah	63	49	152	H	UC Irvine	68	73								
307	A	Weber St.	77	59	212	H	UNLV	58	49								

Non-Div I Games: Warner Pacific 102 49

Portland St.

■ Loss,
■ Non-Conf,
■ S Site,
■ H Home
■ A Away
N Neutral

Prairie View

Through Games Of Feb. 2, 2019

Average RPI Win:	294	WON-LOST	WINNING	LAST 10	STRENGTH OF	OPP. STRENGTH	TEAM	ADJ.	CONF.	ADJ CONF.
Average RPI Loss:	111	RECORD	PCT. RANK	GAMES	SCHEDULE	OF SCHEDULE	RPI	RPI	RPI	RPI
DIV. I ONLY	7- 9	211	1- 0	215	235	198	198	29	29	
DIV. I NON-CONF.	1- 7	319	0- 0	21	43	181	181	27	27	
TOTALS	RPI 1-25	RPI 26-50	W-L RECORDS	RPI 51-100	RPI 101-150	RPI 150+				
7- 9	0- 2	0- 1	OVERALL	0- 2	0- 1	7- 3				
2- 3	0- 0	0- 1	HOME	0- 0	0- 0	2- 2				
4- 6	0- 2	0- 0	AWAY	0- 2	0- 1	4- 1				
1- 0	0- 0	0- 0	NEUTRAL	0- 0	0- 0	1- 0				
1- 7	0- 2	0- 1	NON-CONFERENCE	0- 2	0- 1	1- 1				
0- 1	0- 0	0- 1	HOME	0- 0	0- 0	0- 0				
0- 6	0- 2	0- 0	AWAY	0- 2	0- 1	0- 1				
1- 0	0- 0	0- 0	NEUTRAL	0- 0	0- 0	1- 0				
6- 2	0- 0	0- 0	CONFERENCE	0- 0	0- 0	6- 2				
2- 2	0- 0	0- 0	HOME	0- 0	0- 0	2- 2				
4- 0	0- 0	0- 0	AWAY	0- 0	0- 0	4- 0				
0- 0	0- 0	0- 0	NEUTRAL	0- 0	0- 0	0- 0				

RPI 1-25				RPI 26-50				RPI 51-100				RPI 101+ Team's RPI: 198			
RPI	S	Opponent	Score	RPI	S	Opponent	Score	RPI	S	Opponent	Score	RPI	S	Opponent	Score
10	A	Iowa St.	46 94	39	H	Rice	58 68	61	A	Arkansas	44 71	138	A	Colorado	38 79
20	A	Texas A&M	57 70					89	A	Oklahoma St.	50 70	179	A	Southern U.	55 54
												181	H	Grambling	63 64
												210	A	UTRGV	50 57
												247	H	Texas Southern	44 52
												260	N	A&M-Corpus Christi	67 59
												299	H	Alabama A&M	77 65
												302	H	Jackson St.	76 57
												320	A	Mississippi Val.	75 65
												345	A	Ark.-Pine Bluff	80 41
												350	A	Alcorn	82 61
LAST 12 Division I GAMES:															
345	A	Ark.-Pine Bluff	80 41	299	H	Alabama A&M	77 65								
320	A	Mississippi Val.	75 65	179	A	Southern U.	55 54								
181	H	Grambling	63 64	20	A	Texas A&M	57 70								
302	H	Jackson St.	76 57	10	A	Iowa St.	46 94								
247	H	Texas Southern	44 52	61	A	Arkansas	44 71								
350	A	Alcorn	82 61	138	A	Colorado	38 79								

Non-Div I Games: Jarvis Christian 117 32 Arlington Baptist 105 31

Prairie View

Loss, Non-Conf, S Site, H Home A Away N Neutral

Presbyterian

Through Games Of Feb. 2, 2019

Average RPI Win:	314	WON-LOST	WINNING	LAST 10	STRENGTH OF	OPP. STRENGTH	TEAM	ADJ.	CONF.	ADJ CONF.
Average RPI Loss:	200	RECORD	PCT. RANK	GAMES	SCHEDULE	OF SCHEDULE	RPI	RPI	RPI	RPI
DIV. I ONLY	4- 16	313	0- 1	314	311	336	336	28	28	
DIV. I NON-CONF.	2- 9	297	0- 0	293	251	324	324	29	29	
TOTALS	RPI 1-25	RPI 26-50	W-L RECORDS	RPI 51-100	RPI 101-150	RPI 150+				
4- 16	0- 0	0- 0	OVERALL	0- 1	0- 5	4- 10				
3- 5	0- 0	0- 0	HOME	0- 0	0- 0	3- 5				
1- 11	0- 0	0- 0	AWAY	0- 1	0- 5	1- 5				
0- 0	0- 0	0- 0	NEUTRAL	0- 0	0- 0	0- 0				
2- 9	0- 0	0- 0	NON-CONFERENCE	0- 1	0- 3	2- 5				
1- 2	0- 0	0- 0	HOME	0- 0	0- 0	1- 2				
1- 7	0- 0	0- 0	AWAY	0- 1	0- 3	1- 3				
0- 0	0- 0	0- 0	NEUTRAL	0- 0	0- 0	0- 0				
2- 7	0- 0	0- 0	CONFERENCE	0- 0	0- 2	2- 5				
2- 3	0- 0	0- 0	HOME	0- 0	0- 0	2- 3				
0- 4	0- 0	0- 0	AWAY	0- 0	0- 2	0- 2				
0- 0	0- 0	0- 0	NEUTRAL	0- 0	0- 0	0- 0				

RPI 1-25			RPI 26-50			RPI 51-100			RPI 101+			Team's RPI: 336
RPI	S	Opponent	Score	RPI	S	Opponent	Score	RPI	S	Opponent	Score	
						56 A Tennessee	49 97					
								109 A Georgia		59 83		
								120 A Radford		49 59		
								123 A Davidson		56 83		
								127 A High Point		40 79		
								133 A UNCW		48 63		
								167 A Vanderbilt		43 78		
								180 H UNC Asheville		43 52		
								243 A Furman		68 76		
								249 A Campbell		46 51		
								258 A Samford		54 75		
								264 H Gardner-Webb		58 66		
								273 H Ga. Southern		68 69		
								275 A Winthrop		52 55		
								284 H Wofford		61 50		
								293 A Col. of Charleston		71 65		
								296 H South Carolina St.		48 57		
								331 H Charleston So.		55 63		
								338 H USC Upstate		70 54		
								342 H Longwood		81 66		
LAST 12 Division I GAMES:												
180	H	UNC Asheville	43 52	331	H	Charleston So.	55 63					
275	A	Winthrop	52 55	342	H	Longwood	81 66					
120	A	Radford	49 59	249	A	Campbell	46 51					
264	H	Gardner-Webb	58 66	243	A	Furman	68 76					
338	H	USC Upstate	70 54	109	A	Georgia	59 83					
127	A	High Point	40 79	293	A	Col. of Charleston	71 65					

Non-Div I Games:

Presbyterian

Loss, Non-Conf, S Site, H Home A Away N Neutral

Average RPI Win:	197	WON-LOST	WINNING	LAST 10	STRENGTH OF	OPP. STRENGTH	TEAM	ADJ.	CONF.	ADJ CONF.
Average RPI Loss:	78	RECORD	PCT. RANK	GAMES	SCHEDULE	OF SCHEDULE	RPI	RPI	RPI	RPI
DIV. I ONLY	10- 8	138	1- 0	64	112	77	77	11	11	
DIV. I NON-CONF.	8- 7	160	0- 0	61	69	73	73	10	10	
TOTALS	RPI 1-25	RPI 26-50	W-L RECORDS	RPI 51-100	RPI 101-150	RPI 150+				
10- 8	0- 1	0- 2	OVERALL	2- 2	2- 2	6- 1				
3- 2	0- 0	0- 0	HOME	1- 1	2- 1	0- 0				
7- 3	0- 0	0- 1	AWAY	1- 0	0- 1	6- 1				
0- 3	0- 1	0- 1	NEUTRAL	0- 1	0- 0	0- 0				
8- 7	0- 1	0- 2	NON-CONFERENCE	2- 1	2- 2	4- 1				
3- 1	0- 0	0- 0	HOME	1- 0	2- 1	0- 0				
5- 3	0- 0	0- 1	AWAY	1- 0	0- 1	4- 1				
0- 3	0- 1	0- 1	NEUTRAL	0- 1	0- 0	0- 0				
2- 1	0- 0	0- 0	CONFERENCE	0- 1	0- 0	2- 0				
0- 1	0- 0	0- 0	HOME	0- 1	0- 0	0- 0				
2- 0	0- 0	0- 0	AWAY	0- 0	0- 0	2- 0				
0- 0	0- 0	0- 0	NEUTRAL	0- 0	0- 0	0- 0				

RPI S	Opponent	Score	RPI S	Opponent	Score	RPI S	Opponent	Score	RPI S	Opponent	Score
9 N	Syracuse	61 92	34 N	DePaul	67 82	55 N	Kansas St.	61 80	106 A	Penn St.	71 79
			40 A	Villanova	46 67	66 H	Quinnipiac	54 42	119 H	Seton Hall	66 70
						83 H	Penn	60 66	123 H	Davidson	65 57
						97 A	Hartford	75 38	149 H	Marist	60 57
									178 A	George Washington	49 64
									201 A	Rider	89 65
									239 A	Monmouth	79 47
									251 A	Cornell	75 46
									256 A	St. Francis Brooklyn	83 64
									263 A	Columbia	79 64
									325 A	New Hampshire	90 42
LAST 12 Division I GAMES:											
263 A	Columbia	79 64	251 A	Cornell	75 46						
83 H	Penn	60 66	239 A	Monmouth	79 47						
325 A	New Hampshire	90 42	66 H	Quinnipiac	54 42						
97 A	Hartford	75 38	123 H	Davidson	65 57						
256 A	St. Francis Brooklyn	83 64	40 A	Villanova	46 67						
149 H	Marist	60 57	55 N	Kansas St.	61 80						

Non-Div I Games:

Princeton

■ Loss,
■ Non-Conf,
■ S Site,
■ H Home
■ A Away
N Neutral

Providence

Through Games Of Feb. 2, 2019

Average RPI Win:	169	WON-LOST	WINNING	LAST 10	STRENGTH OF	OPP. STRENGTH	TEAM	ADJ.	CONF.	ADJ CONF.
Average RPI Loss:	84	RECORD	PCT. RANK	GAMES	SCHEDULE	OF SCHEDULE	RPI	RPI	RPI	RPI
DIV. I ONLY	13- 9	120	1- 0	79	76	91	91	6	6	
DIV. I NON-CONF.	8- 4	91	1- 0	197	190	136	136	4	4	
TOTALS	RPI 1-25	RPI 26-50	W-L RECORDS	RPI 51-100	RPI 101-150	RPI 150+				
13- 9	0- 1	2- 2	OVERALL	3- 2	2- 3	6- 1				
8- 3	0- 0	2- 0	HOME	1- 2	1- 1	4- 0				
4- 6	0- 1	0- 2	AWAY	2- 0	1- 2	1- 1				
1- 0	0- 0	0- 0	NEUTRAL	0- 0	0- 0	1- 0				
8- 4	0- 0	0- 0	NON-CONFERENCE	2- 2	1- 1	5- 1				
5- 2	0- 0	0- 0	HOME	1- 2	1- 0	3- 0				
2- 2	0- 0	0- 0	AWAY	1- 0	0- 1	1- 1				
1- 0	0- 0	0- 0	NEUTRAL	0- 0	0- 0	1- 0				
5- 5	0- 1	2- 2	CONFERENCE	1- 0	1- 2	1- 0				
3- 1	0- 0	2- 0	HOME	0- 0	0- 1	1- 0				
2- 4	0- 1	0- 2	AWAY	1- 0	1- 1	0- 0				
0- 0	0- 0	0- 0	NEUTRAL	0- 0	0- 0	0- 0				

RPI 1-25				RPI 26-50				RPI 51-100				Team's RPI: 91	RPI 101+			
RPI	S	Opponent	Score	RPI	S	Opponent	Score	RPI	S	Opponent	Score		RPI	S	Opponent	Score
11	A	Marquette	46 85	34	A	DePaul	62 88	66	H	Quinnipiac	44 48		102	H	Georgetown	52 68
				40	A	Villanova	33 53	76	H	Northeastern	59 65		106	A	Penn St.	72 74
				40	H	Villanova	67 61	86	A	Boston College	61 57		119	A	Seton Hall	73 79
				41	H	Butler	74 68	93	H	Yale	59 42		126	A	St. John's (NY)	67 66
								99	A	Creighton	77 63		135	H	Pepperdine	66 47
													163	H	Xavier	71 58
													200	A	Rhode Island	65 72
													241	H	Sacred Heart	62 52
													280	H	Northern Ky.	48 43
													286	H	La Salle	77 47
													298	N	Bryant	72 64
													304	A	UMass Lowell	71 47
LAST 12 Division I GAMES:																
				40	A	Villanova	33 53	298	N	Bryant	72 64					
				99	A	Creighton	77 63	40	H	Villanova	67 61					
				163	H	Xavier	71 58	102	H	Georgetown	52 68					
				41	H	Butler	74 68	34	A	DePaul	62 88					
				119	A	Seton Hall	73 79	11	A	Marquette	46 85					
				126	A	St. John's (NY)	67 66	286	H	La Salle	77 47					

Non-Div I Games:

Providence

Loss, Non-Conf, S Site, H Home A Away N Neutral

Average RPI Win: 140	WON-LOST	WINNING	LAST 10	STRENGTH OF	OPP. STRENGTH	TEAM	ADJ.	CONF.	ADJ CONF.
Average RPI Loss: 60	RECORD	PCT. RANK	GAMES	SCHEDULE	OF SCHEDULE	RPI	RPI	RPI	RPI
DIV. I ONLY	15- 8	95	0- 1	34	47	42	42	4	4
DIV. I NON-CONF.	9- 4	85	0- 0	74	78	68	68	6	6
TOTALS	RPI 1-25	RPI 26-50	W-L RECORDS	RPI 51-100	RPI 101-150	RPI 150+			
15- 8	2- 4	1- 1	OVERALL	3- 1	2- 1	7- 1			
11- 2	2- 1	1- 0	HOME	2- 1	1- 0	5- 0			
3- 4	0- 2	0- 1	AWAY	1- 0	1- 0	1- 1			
1- 2	0- 1	0- 0	NEUTRAL	0- 0	0- 1	1- 0			
9- 4	1- 2	0- 1	NON-CONFERENCE	1- 0	0- 1	7- 0			
7- 1	1- 1	0- 0	HOME	1- 0	0- 0	5- 0			
1- 1	0- 0	0- 1	AWAY	0- 0	0- 0	1- 0			
1- 2	0- 1	0- 0	NEUTRAL	0- 0	0- 1	1- 0			
6- 4	1- 2	1- 0	CONFERENCE	2- 1	2- 0	0- 1			
4- 1	1- 0	1- 0	HOME	1- 1	1- 0	0- 0			
2- 3	0- 2	0- 0	AWAY	1- 0	1- 0	0- 1			
0- 0	0- 0	0- 0	NEUTRAL	0- 0	0- 0	0- 0			

RPI 1-25				RPI 26-50				Team's RPI: 42				RPI 51-100				RPI 101+			
RPI	S	Opponent	Score	RPI	S	Opponent	Score	RPI	S	Opponent	Score	RPI	S	Opponent	Score	RPI	S	Opponent	Score
7	N	UConn	40 86	33	H	Indiana	56 53	62	H	Michigan	71 70	101	H	Ohio St.	60 42				
13	A	Iowa	58 72	44	A	Ohio	73 80	65	H	Harvard	66 65	126	N	St. John's (NY)	62 68				
13	H	Iowa	62 57					85	A	Northwestern	57 54	139	A	Minnesota	64 53				
14	A	Rutgers	63 65					90	H	Nebraska	64 84	170	H	Bradley	74 61				
17	H	South Carolina	73 82									171	A	Wisconsin	69 76				
24	H	Miami (FL)	74 63									182	A	Ball St.	80 38				
												205	N	Ole Miss	70 59				
												211	H	Loyola Chicago	65 41				
												236	H	Western Ill.	81 60				
												238	H	Albany (NY)	53 41				
												331	H	Purdue Fort Wayne	78 44				
LAST 12 Division I GAMES:																			
13	A	Iowa	58 72	90	H	Nebraska	64 84												
139	A	Minnesota	64 53	62	H	Michigan	71 70												
33	H	Indiana	56 53	171	A	Wisconsin	69 76												
14	A	Rutgers	63 65	101	H	Ohio St.	60 42												
85	A	Northwestern	57 54	170	H	Bradley	74 61												
13	H	Iowa	62 57	238	H	Albany (NY)	53 41												

Non-Div I Games:

Purdue

■ Loss,
■ Non-Conf, S Site,
■ Home
■ Away
N Neutral

Quinnipiac

Through Games Of Feb. 2, 2019

Average RPI Win:	219	WON-LOST	WINNING	LAST 10	STRENGTH OF	OPP. STRENGTH	TEAM	ADJ.	CONF.	ADJ CONF.
Average RPI Loss:	38	RECORD	PCT. RANK	GAMES	SCHEDULE	OF SCHEDULE	RPI	RPI	RPI	RPI
DIV. I ONLY	14- 6	71	1- 0	103	123	66	66	27	27	
DIV. I NON-CONF.	5- 6	177	1- 0	20	11	54	54	28	28	
TOTALS	RPI 1-25	RPI 26-50	W-L RECORDS	RPI 51-100	RPI 101-150	RPI 150+				
14- 6	0- 2	0- 3	OVERALL	2- 1	2- 0	10- 0				
5- 2	0- 2	0- 0	HOME	0- 0	0- 0	5- 0				
8- 2	0- 0	0- 1	AWAY	2- 1	2- 0	4- 0				
1- 2	0- 0	0- 2	NEUTRAL	0- 0	0- 0	1- 0				
5- 6	0- 2	0- 3	NON-CONFERENCE	2- 1	1- 0	2- 0				
1- 2	0- 2	0- 0	HOME	0- 0	0- 0	1- 0				
3- 2	0- 0	0- 1	AWAY	2- 1	1- 0	0- 0				
1- 2	0- 0	0- 2	NEUTRAL	0- 0	0- 0	1- 0				
9- 0	0- 0	0- 0	CONFERENCE	0- 0	1- 0	8- 0				
4- 0	0- 0	0- 0	HOME	0- 0	0- 0	4- 0				
5- 0	0- 0	0- 0	AWAY	0- 0	1- 0	4- 0				
0- 0	0- 0	0- 0	NEUTRAL	0- 0	0- 0	0- 0				

RPI 1-25				RPI 26-50				RPI 51-100				Team's RPI: 66		RPI 101+			
RPI	S	Opponent	Score	RPI	S	Opponent	Score	RPI	S	Opponent	Score			RPI	S	Opponent	Score
15	H	UCF	45 47	31	N	Texas	55 56	65	A	Harvard	72 67			104	A	Drexel	56 52
21	H	Central Mich.	52 67	35	N	Missouri	51 65	77	A	Princeton	42 54			149	A	Marist	76 69
				49	A	Bucknell	58 75	91	A	Providence	48 44			182	N	Ball St.	69 66
														237	A	Niagara	96 55
														239	A	Monmouth	58 46
														239	H	Monmouth	67 38
														265	H	Siena	68 31
														269	H	Richmond	65 48
														270	A	Canisius	55 42
														309	H	Fairfield	81 36
														315	H	Saint Peter's	90 45
														329	A	Iona	76 39
LAST 12 Division I GAMES:																	
				35	N	Missouri	51 65	182	N	Ball St.	69 66						
				239	A	Monmouth	58 46	239	H	Monmouth	67 38						
				329	A	Iona	76 39	149	A	Marist	76 69						
				265	H	Siena	68 31	315	H	Saint Peter's	90 45						
				270	A	Canisius	55 42	309	H	Fairfield	81 36						
				237	A	Niagara	96 55	15	H	UCF	45 47						

Non-Div I Games:

Quinnipiac

Loss, Non-Conf, S Site, H Home A Away N Neutral

Average RPI Win: 241	WON-LOST	WINNING	LAST 10	STRENGTH OF	OPP. STRENGTH	TEAM	ADJ.	CONF.	ADJ CONF.
Average RPI Loss: 119	RECORD	PCT. RANK	GAMES	SCHEDULE	OF SCHEDULE	RPI	RPI	RPI	RPI
DIV. I ONLY	13- 6	75	1- 0	209	253	120	120	28	28
DIV. I NON-CONF.	5- 5	162	0- 0	103	101	106	106	29	29
TOTALS	RPI 1-25	RPI 26-50	W-L RECORDS	RPI 51-100	RPI 101-150	RPI 150+			
13- 6	0- 1	0- 0	OVERALL	0- 2	3- 1	10- 2			
6- 1	0- 0	0- 0	HOME	0- 0	1- 1	5- 0			
6- 4	0- 1	0- 0	AWAY	0- 1	2- 0	4- 2			
1- 1	0- 0	0- 0	NEUTRAL	0- 1	0- 0	1- 0			
5- 5	0- 1	0- 0	NON-CONFERENCE	0- 2	2- 1	3- 1			
2- 1	0- 0	0- 0	HOME	0- 0	0- 1	2- 0			
2- 3	0- 1	0- 0	AWAY	0- 1	2- 0	0- 1			
1- 1	0- 0	0- 0	NEUTRAL	0- 1	0- 0	1- 0			
8- 1	0- 0	0- 0	CONFERENCE	0- 0	1- 0	7- 1			
4- 0	0- 0	0- 0	HOME	0- 0	1- 0	3- 0			
4- 1	0- 0	0- 0	AWAY	0- 0	0- 0	4- 1			
0- 0	0- 0	0- 0	NEUTRAL	0- 0	0- 0	0- 0			

RPI 1-25				RPI 26-50				RPI 51-100				RPI 101+ Team's RPI: 120			
RPI	S	Opponent	Score	RPI	S	Opponent	Score	RPI	S	Opponent	Score	RPI	S	Opponent	Score
6	A	NC State	58 75					69	A	Virginia Tech	44 55	105	A	Virginia	57 44
								90	N	Nebraska	39 77	118	H	Morehead St.	72 79
												124	A	VCU	54 49
												127	H	High Point	80 58
												180	H	UNC Asheville	60 46
												185	N	Temple	56 50
												188	A	Hampton	54 68
												244	A	Mt. St. Mary's	77 89
												245	H	ETSU	79 64
												249	A	Campbell	56 52
												275	H	Winthrop	70 49
												296	H	South Carolina St.	61 31
												331	A	Charleston So.	67 41
												336	H	Presbyterian	59 49
												338	A	USC Upstate	82 41
												342	A	Longwood	68 34
LAST 12 Division I GAMES:															
249	A	Campbell	56 52	338	A	USC Upstate	82 41								
336	H	Presbyterian	59 49	127	H	High Point	80 58								
342	A	Longwood	68 34	180	H	UNC Asheville	60 46								
331	A	Charleston So.	67 41	244	A	Mt. St. Mary's	77 89								
275	H	Winthrop	70 49	124	A	VCU	54 49								
188	A	Hampton	54 68	118	H	Morehead St.	72 79								

Non-Div I Games: Shepherd 60 46

Radford

■ Loss,
 ■ Non-Conf, S Site,
 ■ Home
 ■ Away
 N Neutral

Rhode Island

Through Games Of Feb. 2, 2019

Average RPI Win:	216	WON-LOST	WINNING	LAST 10	STRENGTH OF	OPP. STRENGTH	TEAM	ADJ.	CONF.	ADJ CONF.
Average RPI Loss:	126	RECORD	PCT. RANK	GAMES	SCHEDULE	OF SCHEDULE	RPI	RPI	RPI	RPI
DIV. I ONLY	7- 13	252	1- 0	111	163	200	200	17	17	
DIV. I NON-CONF.	5- 7	206	1- 0	70	156	154	154	16	16	
TOTALS	RPI 1-25	RPI 26-50	W-L RECORDS	RPI 51-100	RPI 101-150	RPI 150+				
7- 13	0- 0	0- 2	OVERALL	1- 3	0- 4	6- 4				
3- 7	0- 0	0- 0	HOME	1- 3	0- 2	2- 2				
4- 6	0- 0	0- 2	AWAY	0- 0	0- 2	4- 2				
0- 0	0- 0	0- 0	NEUTRAL	0- 0	0- 0	0- 0				
5- 7	0- 0	0- 2	NON-CONFERENCE	1- 3	0- 1	4- 1				
3- 3	0- 0	0- 0	HOME	1- 3	0- 0	2- 0				
2- 4	0- 0	0- 2	AWAY	0- 0	0- 1	2- 1				
0- 0	0- 0	0- 0	NEUTRAL	0- 0	0- 0	0- 0				
2- 6	0- 0	0- 0	CONFERENCE	0- 0	0- 3	2- 3				
0- 4	0- 0	0- 0	HOME	0- 0	0- 2	0- 2				
2- 2	0- 0	0- 0	AWAY	0- 0	0- 1	2- 1				
0- 0	0- 0	0- 0	NEUTRAL	0- 0	0- 0	0- 0				

RPI 1-25				RPI 26-50				RPI 51-100				RPI 101+ Team's RPI: 200			
RPI	S	Opponent	Score	RPI	S	Opponent	Score	RPI	S	Opponent	Score	RPI	S	Opponent	Score
				30	A	Kentucky	52 75	65	H	Harvard	47 80	123	H	Davidson	67 77
				45	A	Clemson	67 80	86	H	Boston College	64 88	124	A	VCU	39 74
								91	H	Providence	72 65	139	A	Minnesota	71 91
								97	H	Hartford	51 65	144	H	Fordham	38 56
												178	H	George Washington	59 64
												194	A	George Mason	69 75
												199	A	Saint Louis	68 56
												206	H	St. Bonaventure	68 84
												209	A	Holy Cross	65 73
												214	A	Robert Morris	46 41
												232	H	North Dakota	77 63
												234	H	Brown	72 67
												269	A	Richmond	66 60
												271	A	Vermont	61 58
LAST 12 Division I GAMES:															
				206	H	St. Bonaventure	68 84	234	H	Brown	72 67				
				194	A	George Mason	69 75	178	H	George Washington	59 64				
				144	H	Fordham	38 56	269	A	Richmond	66 60				
				124	A	VCU	39 74	65	H	Harvard	47 80				
				199	A	Saint Louis	68 56	139	A	Minnesota	71 91				
				123	H	Davidson	67 77	97	H	Hartford	51 65				

Non-Div I Games:

Rhode Island

■ Loss,
■ Non-Conf,
■ S Site,
■ H Home
■ A Away
N Neutral

Average RPI Win:	195	WON-LOST	WINNING	LAST 10	STRENGTH OF	OPP. STRENGTH	TEAM	ADJ.	CONF.	ADJ CONF.
Average RPI Loss:	32	RECORD	PCT. RANK	GAMES	SCHEDULE	OF SCHEDULE	RPI	RPI	RPI	RPI
DIV. I ONLY	18- 3	13	1- 0	170	116	39	39	14	14	
DIV. I NON-CONF.	9- 3	61	0- 0	255	95	88	88	19	19	
TOTALS	RPI 1-25	RPI 26-50	W-L RECORDS	RPI 51-100	RPI 101-150	RPI 150+				
18- 3	0- 1	0- 2	OVERALL	3- 0	1- 0	14- 0				
10- 0	0- 0	0- 0	HOME	1- 0	0- 0	9- 0				
7- 2	0- 1	0- 1	AWAY	2- 0	1- 0	4- 0				
1- 1	0- 0	0- 1	NEUTRAL	0- 0	0- 0	1- 0				
9- 3	0- 1	0- 2	NON-CONFERENCE	1- 0	0- 0	8- 0				
5- 0	0- 0	0- 0	HOME	0- 0	0- 0	5- 0				
3- 2	0- 1	0- 1	AWAY	1- 0	0- 0	2- 0				
1- 1	0- 0	0- 1	NEUTRAL	0- 0	0- 0	1- 0				
9- 0	0- 0	0- 0	CONFERENCE	2- 0	1- 0	6- 0				
5- 0	0- 0	0- 0	HOME	1- 0	0- 0	4- 0				
4- 0	0- 0	0- 0	AWAY	1- 0	1- 0	2- 0				
0- 0	0- 0	0- 0	NEUTRAL	0- 0	0- 0	0- 0				

RPI 1-25				RPI 26-50				Team's RPI: 39				RPI 51-100				RPI 101+			
RPI	S	Opponent	Score	RPI	S	Opponent	Score	RPI	S	Opponent	Score	RPI	S	Opponent	Score	RPI	S	Opponent	Score
20	A	Texas A&M	54 65	29	N	North Carolina	50 71	59	A	Middle Tenn.	60 47	141	A	UAB	55 43				
				48	A	UCLA	50 59	64	H	Old Dominion	48 42	153	H	Georgia St.	66 49				
								82	A	Little Rock	79 65	154	A	Louisiana Tech	61 51				
												156	H	Charlotte	61 51				
												177	H	North Texas	64 52				
												186	A	Southern Miss.	58 47				
												187	N	Coastal Caro.	56 52				
												198	A	Prairie View	68 58				
												203	H	SMU	66 52				
												247	H	Texas Southern	76 71				
												277	H	UTSA	85 54				
												279	H	UTEP	76 42				
												312	H	New Orleans	67 56				
												314	H	McNeese	93 65				
												323	A	Incarinate Word	74 63				
LAST 12 Division I GAMES:																			
156	H	Charlotte	61 51	64	H	Old Dominion	48 42												
141	A	UAB	55 43	154	A	Louisiana Tech	61 51												
59	A	Middle Tenn.	60 47	186	A	Southern Miss.	58 47												
177	H	North Texas	64 52	323	A	Incarinate Word	74 63												
279	H	UTEP	76 42	187	N	Coastal Caro.	56 52												
277	H	UTSA	85 54	29	N	North Carolina	50 71												

Non-Div I Games:

Rice

Average RPI Win:	258	WON-LOST	WINNING	LAST 10	STRENGTH OF	OPP. STRENGTH	TEAM	ADJ.	CONF.	ADJ CONF.
Average RPI Loss:	132	RECORD	PCT. RANK	GAMES	SCHEDULE	OF SCHEDULE	RPI	RPI	RPI	RPI
DIV. I ONLY	5- 15	298	1- 0	148	142	269	269	17	17	
DIV. I NON-CONF.	3- 10	278	0- 0	114	131	268	268	16	16	
TOTALS	RPI 1-25	RPI 26-50	W-L RECORDS	RPI 51-100	RPI 101-150	RPI 150+				
5- 15	0- 1	0- 1	OVERALL	0- 2	0- 8	5- 3				
4- 6	0- 0	0- 1	HOME	0- 0	0- 3	4- 2				
1- 8	0- 1	0- 0	AWAY	0- 1	0- 5	1- 1				
0- 1	0- 0	0- 0	NEUTRAL	0- 1	0- 0	0- 0				
3- 10	0- 1	0- 1	NON-CONFERENCE	0- 2	0- 4	3- 2				
3- 4	0- 0	0- 1	HOME	0- 0	0- 2	3- 1				
0- 5	0- 1	0- 0	AWAY	0- 1	0- 2	0- 1				
0- 1	0- 0	0- 0	NEUTRAL	0- 1	0- 0	0- 0				
2- 5	0- 0	0- 0	CONFERENCE	0- 0	0- 4	2- 1				
1- 2	0- 0	0- 0	HOME	0- 0	0- 1	1- 1				
1- 3	0- 0	0- 0	AWAY	0- 0	0- 3	1- 0				
0- 0	0- 0	0- 0	NEUTRAL	0- 0	0- 0	0- 0				

RPI 1-25				RPI 26-50				RPI 51-100				RPI 101+ Team's RPI: 269			
RPI	S	Opponent	Score	RPI	S	Opponent	Score	RPI	S	Opponent	Score	RPI	S	Opponent	Score
15	A	UCF	48 70	44	H	Ohio	58 109	66	A	Quinnipiac	48 65	102	H	Georgetown	53 73
								69	N	Virginia Tech	57 85	104	H	Drexel	35 58
												107	A	Wake Forest	48 62
												123	A	Davidson	55 78
												124	H	VCU	43 68
												143	A	William & Mary	55 65
												144	A	Fordham	48 60
												148	A	Duquesne	54 80
												176	H	UMES	57 55
												200	H	Rhode Island	60 66
												226	H	Howard	67 60
												285	H	Saint Joseph's	46 45
												286	A	La Salle	74 60
												289	A	Fla. Atlantic	55 69
												309	H	Fairfield	40 58
												317	H	UNC Greensboro	59 48
LAST 12 Division I GAMES:															
285	H	Saint Joseph's	46 45	286	A	La Salle	74 60	317	H	UNC Greensboro	59 48	104	H	Drexel	35 58
148	A	Duquesne	54 80	44	H	Ohio	58 109	66	A	Quinnipiac	48 65	226	H	Howard	67 60
123	A	Davidson	55 78												
124	H	VCU	43 68												
144	A	Fordham	48 60												
200	H	Rhode Island	60 66												

Non-Div I Games:

Richmond

■ Loss,
 ■ Non-Conf,
 S Site,
 ■ Home
 ■ Away
 N Neutral

Average RPI Win: 274	WON-LOST	WINNING	LAST 10	STRENGTH OF	OPP. STRENGTH	TEAM	ADJ.	CONF.	ADJ CONF.
Average RPI Loss: 160	RECORD	PCT. RANK	GAMES	SCHEDULE	OF SCHEDULE	RPI	RPI	RPI	RPI
DIV. I ONLY	11- 8	126	0- 1	299	248	201	201	27	27
DIV. I NON-CONF.	4- 7	228	0- 1	235	198	250	250	28	28
TOTALS	RPI 1-25	RPI 26-50	W-L RECORDS	RPI 51-100	RPI 101-150	RPI 150+			
11- 8	0- 0	0- 1	OVERALL	0- 2	1- 1	10- 4			
4- 4	0- 0	0- 0	HOME	0- 1	0- 1	4- 2			
7- 3	0- 0	0- 1	AWAY	0- 0	1- 0	6- 2			
0- 1	0- 0	0- 0	NEUTRAL	0- 1	0- 0	0- 0			
4- 7	0- 0	0- 1	NON-CONFERENCE	0- 2	0- 1	4- 3			
2- 3	0- 0	0- 0	HOME	0- 1	0- 1	2- 1			
2- 3	0- 0	0- 1	AWAY	0- 0	0- 0	2- 2			
0- 1	0- 0	0- 0	NEUTRAL	0- 1	0- 0	0- 0			
7- 1	0- 0	0- 0	CONFERENCE	0- 0	1- 0	6- 1			
2- 1	0- 0	0- 0	HOME	0- 0	0- 0	2- 1			
5- 0	0- 0	0- 0	AWAY	0- 0	1- 0	4- 0			
0- 0	0- 0	0- 0	NEUTRAL	0- 0	0- 0	0- 0			

RPI S	Opponent	Score	RPI S	Opponent	Score	RPI S	Opponent	Score	RPI S	Opponent	Score	Team's RPI: 201
49	A Bucknell	59 80	77	H Princeton	65 89	102	H Georgetown	49 79				
			86	N Boston College	61 112	149	A Marist	68 58				
						209	A Holy Cross	61 71				
						217	H Navy	60 66				
						239	A Monmouth	55 43				
						244	H Mt. St. Mary's	85 67				
						246	A Binghamton	62 57				
						265	A Siena	55 52				
						270	H Canisius	49 62				
						271	A Vermont	49 54				
						285	A Saint Joseph's	56 54				
						308	H NJIT	67 46				
						309	H Fairfield	62 59				
						315	H Saint Peter's	60 38				
						326	A Manhattan	73 63				
						329	A Iona	66 58				
LAST 12 Division I GAMES:												
149	A Marist	68 58	86	N Boston College	61 112							
270	H Canisius	49 62	239	A Monmouth	55 43							
326	A Manhattan	73 63	309	H Fairfield	62 59							
315	H Saint Peter's	60 38	102	H Georgetown	49 79							
329	A Iona	66 58	49	A Bucknell	59 80							
265	A Siena	55 52	246	A Binghamton	62 57							

Non-Div I Games:

Rider

Average RPI Win:	303	WON-LOST	WINNING	LAST 10	STRENGTH OF	OPP. STRENGTH	TEAM	ADJ.	CONF.	ADJ CONF.
Average RPI Loss:	124	RECORD	PCT. RANK	GAMES	SCHEDULE	OF SCHEDULE	RPI	RPI	RPI	RPI
DIV. I ONLY	11- 8	126	0- 1	318	280	214	214	31	31	
DIV. I NON-CONF.	2- 8	293	0- 1	253	64	317	317	31	31	
TOTALS	RPI 1-25	RPI 26-50	W-L RECORDS	RPI 51-100	RPI 101-150	RPI 150+				
11- 8	0- 1	0- 1	OVERALL	0- 1	0- 2	11- 3				
6- 3	0- 0	0- 1	HOME	0- 1	0- 0	6- 1				
5- 4	0- 1	0- 0	AWAY	0- 0	0- 2	5- 1				
0- 1	0- 0	0- 0	NEUTRAL	0- 0	0- 0	0- 1				
2- 8	0- 1	0- 1	NON-CONFERENCE	0- 1	0- 2	2- 3				
2- 3	0- 0	0- 1	HOME	0- 1	0- 0	2- 1				
0- 4	0- 1	0- 0	AWAY	0- 0	0- 2	0- 1				
0- 1	0- 0	0- 0	NEUTRAL	0- 0	0- 0	0- 1				
9- 0	0- 0	0- 0	CONFERENCE	0- 0	0- 0	9- 0				
4- 0	0- 0	0- 0	HOME	0- 0	0- 0	4- 0				
5- 0	0- 0	0- 0	AWAY	0- 0	0- 0	5- 0				
0- 0	0- 0	0- 0	NEUTRAL	0- 0	0- 0	0- 0				

RPI 1-25				RPI 26-50				RPI 51-100				RPI 101+ Team's RPI: 214			
RPI	S	Opponent	Score	RPI	S	Opponent	Score	RPI	S	Opponent	Score	RPI	S	Opponent	Score
13	A	Iowa	63 92	47	H	James Madison	36 59	74	H	Kent St.	46 54	110	A	Loyola Marymount	53 61
												125	A	Youngstown St.	59 69
												200	H	Rhode Island	41 46
												203	N	SMU	55 60
												220	A	Bowling Green	60 61
												241	H	Sacred Heart	64 46
												244	H	Mt. St. Mary's	70 58
												256	A	St. Francis Brooklyn	75 56
												286	H	La Salle	67 39
												297	A	Central Conn. St.	64 57
												298	A	Bryant	60 57
												328	H	Wagner	69 46
												343	A	Fairleigh Dickinson	63 43
												343	H	Fairleigh Dickinson	71 49
												347	H	Delaware St.	64 63
												351	A	LIU Brooklyn	89 37
LAST 12 Division I GAMES:															
343	A	Fairleigh Dickinson	63 43	110	A	Loyola Marymount	53 61								
241	H	Sacred Heart	64 46	256	A	St. Francis Brooklyn	75 56								
328	H	Wagner	69 46	343	H	Fairleigh Dickinson	71 49								
297	A	Central Conn. St.	64 57	244	H	Mt. St. Mary's	70 58								
298	A	Bryant	60 57	47	H	James Madison	36 59								
351	A	LIU Brooklyn	89 37	347	H	Delaware St.	64 63								

Non-Div I Games: Pitt.-Johnstown 73 53

Robert Morris

■ Loss,
 ■ Non-Conf,
 ■ S Site,
 ■ H Home
 ■ A Away
 N Neutral

Average RPI Win:	230	WON-LOST	WINNING	LAST 10	STRENGTH OF	OPP. STRENGTH	TEAM	ADJ.	CONF.	ADJ CONF.
Average RPI Loss:	68	RECORD	PCT. RANK	GAMES	SCHEDULE	OF SCHEDULE	RPI	RPI	RPI	RPI
DIV. I ONLY	14- 3	23	0- 1	211	257	63	63	26	26	
DIV. I NON-CONF.	6- 3	91	0- 1	80	164	57	57	23	23	
TOTALS	RPI 1-25	RPI 26-50	W-L RECORDS	RPI 51-100	RPI 101-150	RPI 150+				
14- 3	0- 1	0- 1	OVERALL	1- 0	1- 1	12- 0				
8- 0	0- 0	0- 0	HOME	1- 0	1- 0	6- 0				
5- 3	0- 1	0- 1	AWAY	0- 0	0- 1	5- 0				
1- 0	0- 0	0- 0	NEUTRAL	0- 0	0- 0	1- 0				
6- 3	0- 1	0- 1	NON-CONFERENCE	1- 0	1- 1	4- 0				
5- 0	0- 0	0- 0	HOME	1- 0	1- 0	3- 0				
0- 3	0- 1	0- 1	AWAY	0- 0	0- 1	0- 0				
1- 0	0- 0	0- 0	NEUTRAL	0- 0	0- 0	1- 0				
8- 0	0- 0	0- 0	CONFERENCE	0- 0	0- 0	8- 0				
3- 0	0- 0	0- 0	HOME	0- 0	0- 0	3- 0				
5- 0	0- 0	0- 0	AWAY	0- 0	0- 0	5- 0				
0- 0	0- 0	0- 0	NEUTRAL	0- 0	0- 0	0- 0				

RPI 1-25				RPI 26-50				RPI 51-100				Team's RPI: 63		RPI 101+			
RPI	S	Opponent	Score	RPI	S	Opponent	Score	RPI	S	Opponent	Score		RPI	S	Opponent	Score	
24	A	Miami (FL)	60 81	37	A	New Mexico	33 74	93	H	Yale	67 57		132	H	Montana St.	60 53	
													142	A	Texas Tech	69 77	
													159	A	Abilene Christian	71 55	
													160	H	Tulsa	76 34	
													188	N	Hampton	70 68	
													191	H	Nicholls St.	70 62	
													207	A	Sam Houston St.	78 68	
													247	H	Texas Southern	74 55	
													274	A	Southeastern La.	62 51	
													292	A	Central Ark.	59 53	
													303	H	Morgan St.	69 42	
													312	H	New Orleans	97 38	
													323	A	Incarinate Word	66 56	
													335	H	Northwestern St.	84 56	
LAST 12 Division I GAMES:																	
				93	H	Yale	67 57	37	A	New Mexico	33 74		335	H	Northwestern St.	84 56	
				207	A	Sam Houston St.	78 68						191	H	Nicholls St.	70 62	
				292	A	Central Ark.	59 53						274	A	Southeastern La.	62 51	
				159	A	Abilene Christian	71 55						188	N	Hampton	70 68	
				323	A	Incarinate Word	66 56						247	H	Texas Southern	74 55	
				312	H	New Orleans	97 38										

Non-Div I Games: Wiley 97 38 Cameron 86 59 Our Lady of the Lak93 77

SFA

Loss, Non-Conf, S Site, H Home A Away N Neutral

Average RPI Win:	289	WON-LOST	WINNING	LAST 10	STRENGTH OF	OPP. STRENGTH	TEAM	ADJ.	CONF.	ADJ CONF.
Average RPI Loss:	160	RECORD	PCT. RANK	GAMES	SCHEDULE	OF SCHEDULE	RPI	RPI	RPI	RPI
DIV. I ONLY	9- 11	198	1- 0	313	274	233	233	21	21	
DIV. I NON-CONF.	4- 6	212	0- 0	313	250	242	242	20	20	
TOTALS	RPI 1-25	RPI 26-50	W-L RECORDS	RPI 51-100	RPI 101-150	RPI 150+				
9- 11	0- 0	0- 1	OVERALL	0- 1	0- 3	9- 6				
4- 2	0- 0	0- 0	HOME	0- 0	0- 1	4- 1				
5- 8	0- 0	0- 1	AWAY	0- 0	0- 2	5- 5				
0- 1	0- 0	0- 0	NEUTRAL	0- 1	0- 0	0- 0				
4- 6	0- 0	0- 1	NON-CONFERENCE	0- 1	0- 0	4- 4				
1- 0	0- 0	0- 0	HOME	0- 0	0- 0	1- 0				
3- 5	0- 0	0- 1	AWAY	0- 0	0- 0	3- 4				
0- 1	0- 0	0- 0	NEUTRAL	0- 1	0- 0	0- 0				
5- 5	0- 0	0- 0	CONFERENCE	0- 0	0- 3	5- 2				
3- 2	0- 0	0- 0	HOME	0- 0	0- 1	3- 1				
2- 3	0- 0	0- 0	AWAY	0- 0	0- 2	2- 1				
0- 0	0- 0	0- 0	NEUTRAL	0- 0	0- 0	0- 0				

RPI 1-25				RPI 26-50				RPI 51-100				RPI 101+ Team's RPI: 233			
RPI	S	Opponent	Score	RPI	S	Opponent	Score	RPI	S	Opponent	Score	RPI	S	Opponent	Score
				35	A	Missouri	36 59	80	N	Missouri St.	65 68	118	H	Morehead St.	67 73
												134	A	UT Martin	55 68
												140	A	Tennessee Tech	55 79
												189	A	Illinois	57 74
												196	H	Illinois St.	68 61
												199	A	Saint Louis	56 63
												211	A	Loyola Chicago	43 56
												216	A	UMKC	75 80
												218	A	Southeast Mo. St.	58 63
												218	H	Southeast Mo. St.	52 62
												223	A	Jacksonville St.	51 47
												278	A	Eastern Ill.	65 56
												283	H	Austin Peay	69 68
												288	H	Murray St.	71 54
												322	H	Eastern Ky.	74 55
												331	A	Purdue Fort Wayne	57 49
												337	A	Evansville	54 45
												344	A	Chicago St.	82 66
LAST 12 Division I GAMES:															
118	H	Morehead St.	67 73	322	H	Eastern Ky.	74 55								
134	A	UT Martin	55 68	140	A	Tennessee Tech	55 79								
218	A	Southeast Mo. St.	58 63	278	A	Eastern Ill.	65 56								
288	H	Murray St.	71 54	218	H	Southeast Mo. St.	52 62								
283	H	Austin Peay	69 68	80	N	Missouri St.	65 68								
223	A	Jacksonville St.	51 47	216	A	UMKC	75 80								

Non-Div I Games: McKendree 64 63

SIUE

■ Loss,
 ■ Non-Conf,
 ■ S Site,
 ■ Home
 ■ A Away
 N Neutral

SMU				STRENGTH OF SCHEDULE	OPP. STRENGTH OF SCHEDULE	TEAM RPI	ADJ. RPI	CONF. RPI	ADJ CONF. RPI
Average RPI Win:	248	WON-LOST RECORD	WINNING PCT. RANK						
Average RPI Loss:	98		LAST 10 GAMES						
DIV. I ONLY	8- 13	239	1- 0	96	145	203	203	9	9
DIV. I NON-CONF.	6- 7	172	1- 0	194	262	233	233	9	9

TOTALS	RPI 1-25	RPI 26-50	W-L RECORDS	RPI 51-100	RPI 101-150	RPI 150+			
8- 13	0- 2	0- 1	OVERALL	0- 4	0- 5	8- 1			
6- 6	0- 0	0- 0	HOME	0- 1	0- 4	6- 1			
0- 7	0- 2	0- 1	AWAY	0- 3	0- 1	0- 0			
2- 0	0- 0	0- 0	NEUTRAL	0- 0	0- 0	2- 0			
6- 7	0- 0	0- 1	NON-CONFERENCE	0- 1	0- 4	6- 1			
4- 4	0- 0	0- 0	HOME	0- 0	0- 3	4- 1			
0- 3	0- 0	0- 1	AWAY	0- 1	0- 1	0- 0			
2- 0	0- 0	0- 0	NEUTRAL	0- 0	0- 0	2- 0			
2- 6	0- 2	0- 0	CONFERENCE	0- 3	0- 1	2- 0			
2- 2	0- 0	0- 0	HOME	0- 1	0- 1	2- 0			
0- 4	0- 2	0- 0	AWAY	0- 2	0- 0	0- 0			
0- 0	0- 0	0- 0	NEUTRAL	0- 0	0- 0	0- 0			

RPI 1-25				RPI 26-50				RPI 51-100				RPI 101+ Team's RPI: 203			
RPI	S	Opponent	Score	RPI	S	Opponent	Score	RPI	S	Opponent	Score	RPI	S	Opponent	Score
7	A	UConn	39 79	39	A	Rice	52 66	53	A	TCU	63 65	111	H	Alabama	61 62
15	A	UCF	43 55					87	A	Cincinnati	57 69	112	H	UT Arlington	41 66
								96	A	Houston	68 69	116	A	Northern Colo.	57 58
								96	H	Houston	61 72	122	H	Tulane	43 61
												145	H	Oklahoma	61 77
												157	H	South Fla.	46 44
												177	H	North Texas	73 66
												214	N	Robert Morris	60 55
												261	H	Wichita St.	78 50
												266	N	Northern Ariz.	55 48
												274	H	Southeastern La.	62 63
												276	H	CSU Bakersfield	49 43
												313	H	La.-Monroe	49 38
												320	H	Mississippi Val.	62 47
LAST 12 Division I GAMES:															
96	A	Houston	68 69	266	N	Northern Ariz.	55 48								
157	H	South Fla.	46 44	96	H	Houston	61 72								
7	A	UConn	39 79	87	A	Cincinnati	57 69								
15	A	UCF	43 55	112	H	UT Arlington	41 66								
261	H	Wichita St.	78 50	145	H	Oklahoma	61 77								
122	H	Tulane	43 61	276	H	CSU Bakersfield	49 43								

Non-Div I Games:

SMU

■ Loss,
 ■ Non-Conf,
 ■ S Site,
 ■ H Home
 ■ A Away
 N Neutral

Average RPI Win:	246	WON-LOST	WINNING	LAST 10	STRENGTH OF	OPP. STRENGTH	TEAM	ADJ.	CONF.	ADJ CONF.
Average RPI Loss:	112	RECORD	PCT. RANK	GAMES	SCHEDULE	OF SCHEDULE	RPI	RPI	RPI	RPI
DIV. I ONLY	7- 10	226	1- 0	199	160	235	235	16	16	
DIV. I NON-CONF.	3- 4	199	1- 0	142	237	210	210	12	12	
TOTALS	RPI 1-25	RPI 26-50	W-L RECORDS	RPI 51-100	RPI 101-150	RPI 150+				
7- 10	0- 0	0- 1	OVERALL	0- 4	0- 4	7- 1				
4- 5	0- 0	0- 0	HOME	0- 2	0- 2	4- 1				
1- 4	0- 0	0- 1	AWAY	0- 2	0- 1	1- 0				
2- 1	0- 0	0- 0	NEUTRAL	0- 0	0- 1	2- 0				
3- 4	0- 0	0- 1	NON-CONFERENCE	0- 1	0- 1	3- 1				
1- 2	0- 0	0- 0	HOME	0- 1	0- 0	1- 1				
0- 1	0- 0	0- 1	AWAY	0- 0	0- 0	0- 0				
2- 1	0- 0	0- 0	NEUTRAL	0- 0	0- 1	2- 0				
4- 6	0- 0	0- 0	CONFERENCE	0- 3	0- 3	4- 0				
3- 3	0- 0	0- 0	HOME	0- 1	0- 2	3- 0				
1- 3	0- 0	0- 0	AWAY	0- 2	0- 1	1- 0				
0- 0	0- 0	0- 0	NEUTRAL	0- 0	0- 0	0- 0				

RPI 1-25				RPI 26-50				RPI 51-100				RPI 101+				Team's RPI: 235	
RPI	S	Opponent	Score	RPI	S	Opponent	Score	RPI	S	Opponent	Score	RPI	S	Opponent	Score		
				37	A	New Mexico	53 85	73	A	Idaho St.	43 73	116	A	Northern Colo.	69 82		
								73	H	Idaho St.	42 56	132	H	Montana St.	53 69		
								78	H	UC Davis	60 109	135	N	Pepperdine	97 113		
								98	A	Idaho	66 104	147	H	Montana	86 88		
												188	N	Hampton	65 61		
												189	N	Illinois	109 107		
												197	A	Eastern Wash.	73 70		
												227	H	San Francisco	75 86		
												257	H	Southern Utah	77 76		
												266	H	Northern Ariz.	65 61		
												307	H	Weber St.	77 62		
												321	H	Cal Poly	88 85		
LAST 12 Division I GAMES:																	
307	H	Weber St.	77 62	188	N	Hampton	65 61	73	A	Idaho St.	43 73	132	H	Montana St.	53 69		
73	H	Idaho St.	42 56	147	H	Montana	86 88	116	A	Northern Colo.	69 82	37	A	New Mexico	53 85		
197	A	Eastern Wash.	73 70														
98	A	Idaho	66 104														
257	H	Southern Utah	77 76														
266	H	Northern Ariz.	65 61														

Non-Div I Games: Antelope Valley 86 80

Sacramento St.

Sacred Heart

Through Games Of Feb. 2, 2019

Average RPI Win:	301	WON-LOST	WINNING	LAST 10	STRENGTH OF	OPP. STRENGTH	TEAM	ADJ.	CONF.	ADJ CONF.
Average RPI Loss:	182	RECORD	PCT. RANK	GAMES	SCHEDULE	OF SCHEDULE	RPI	RPI	RPI	RPI
DIV. I ONLY	10- 10	165	0- 1	303	329	241	241	31	31	
DIV. I NON-CONF.	4- 7	228	0- 0	252	252	239	239	31	31	
TOTALS	RPI 1-25	RPI 26-50	W-L RECORDS	RPI 51-100	RPI 101-150	RPI 150+				
10- 10	0- 0	0- 1	OVERALL	0- 1	0- 1	10- 7				
5- 4	0- 0	0- 0	HOME	0- 0	0- 0	5- 4				
5- 6	0- 0	0- 1	AWAY	0- 1	0- 1	5- 3				
0- 0	0- 0	0- 0	NEUTRAL	0- 0	0- 0	0- 0				
4- 7	0- 0	0- 1	NON-CONFERENCE	0- 1	0- 1	4- 4				
1- 3	0- 0	0- 0	HOME	0- 0	0- 0	1- 3				
3- 4	0- 0	0- 1	AWAY	0- 1	0- 1	3- 1				
0- 0	0- 0	0- 0	NEUTRAL	0- 0	0- 0	0- 0				
6- 3	0- 0	0- 0	CONFERENCE	0- 0	0- 0	6- 3				
4- 1	0- 0	0- 0	HOME	0- 0	0- 0	4- 1				
2- 2	0- 0	0- 0	AWAY	0- 0	0- 0	2- 2				
0- 0	0- 0	0- 0	NEUTRAL	0- 0	0- 0	0- 0				

RPI 1-25				RPI 26-50				RPI 51-100				RPI 101+				Team's RPI: 241	
RPI	S	Opponent	Score	RPI	S	Opponent	Score	RPI	S	Opponent	Score	RPI	S	Opponent	Score		
				30	A	Kentucky	43 71	91	A	Providence	52 62	136	A	Lehigh	66 70		
												162	H	Stony Brook	58 73		
												202	A	Massachusetts	61 78		
												204	A	Saint Francis (PA)	68 85		
												214	A	Robert Morris	46 64		
												231	A	Hofstra	70 64		
												239	H	Monmouth	50 55		
												256	A	St. Francis Brooklyn	68 66		
												256	H	St. Francis Brooklyn	53 56		
												265	H	Siena	72 50		
												285	H	Saint Joseph's	44 61		
												297	H	Central Conn. St.	66 61		
												298	H	Bryant	49 48		
												325	A	New Hampshire	71 60		
												326	A	Manhattan	74 46		
												328	A	Wagner	80 68		
												328	H	Wagner	72 64		
												351	H	LIU Brooklyn	75 53		
LAST 12 Division I GAMES:																	
				214	A	Robert Morris	46 64	256	H	St. Francis Brooklyn	53 56						
				204	A	Saint Francis (PA)	68 85	351	H	LIU Brooklyn	75 53						
				328	H	Wagner	72 64	297	H	Central Conn. St.	66 61						
				256	A	St. Francis Brooklyn	68 66	30	A	Kentucky	43 71						
				298	H	Bryant	49 48	285	H	Saint Joseph's	44 61						
				328	A	Wagner	80 68	326	A	Manhattan	74 46						

Non-Div I Games:

Sacred Heart

■ Loss,
 ■ Non-Conf,
 ■ S Site,
 ■ Home
 ■ A Away
 N Neutral

Average RPI Win:	276	WON-LOST	WINNING	LAST 10	STRENGTH OF	OPP. STRENGTH	TEAM	ADJ.	CONF.	ADJ CONF.
Average RPI Loss:	148	RECORD	PCT. RANK	GAMES	SCHEDULE	OF SCHEDULE	RPI	RPI	RPI	RPI
DIV. I ONLY	8- 12	231	0- 1	173	290	204	204	31	31	
DIV. I NON-CONF.	2- 9	297	0- 1	30	122	199	199	31	31	
TOTALS	RPI 1-25	RPI 26-50	W-L RECORDS	RPI 51-100	RPI 101-150	RPI 150+				
8- 12	0- 2	0- 0	OVERALL	0- 2	1- 4	7- 4				
5- 2	0- 0	0- 0	HOME	0- 1	1- 1	4- 0				
3- 8	0- 2	0- 0	AWAY	0- 0	0- 2	3- 4				
0- 2	0- 0	0- 0	NEUTRAL	0- 1	0- 1	0- 0				
2- 9	0- 2	0- 0	NON-CONFERENCE	0- 2	1- 4	1- 1				
1- 2	0- 0	0- 0	HOME	0- 1	1- 1	0- 0				
1- 5	0- 2	0- 0	AWAY	0- 0	0- 2	1- 1				
0- 2	0- 0	0- 0	NEUTRAL	0- 1	0- 1	0- 0				
6- 3	0- 0	0- 0	CONFERENCE	0- 0	0- 0	6- 3				
4- 0	0- 0	0- 0	HOME	0- 0	0- 0	4- 0				
2- 3	0- 0	0- 0	AWAY	0- 0	0- 0	2- 3				
0- 0	0- 0	0- 0	NEUTRAL	0- 0	0- 0	0- 0				

RPI 1-25				RPI 26-50				RPI 51-100				RPI 101+ Team's RPI: 204			
RPI	S	Opponent	Score	RPI	S	Opponent	Score	RPI	S	Opponent	Score	RPI	S	Opponent	Score
3	A	Baylor	58 116					57	N	Boise St.	64 78	113	A	Pittsburgh	75 78
14	A	Rutgers	52 96					92	H	FGCU	69 83	118	H	Morehead St.	89 83
												125	A	Youngstown St.	56 80
												147	N	Montana	77 79
												148	H	Duquesne	73 93
												228	A	Liberty	53 82
												241	H	Sacred Heart	85 68
												244	A	Mt. St. Mary's	83 72
												244	H	Mt. St. Mary's	68 66
												256	A	St. Francis Brooklyn	65 78
												297	A	Central Conn. St.	62 73
												298	A	Bryant	63 66
												328	H	Wagner	107 70
												342	A	Longwood	91 88
												343	H	Fairleigh Dickinson	75 64
												351	A	LIU Brooklyn	80 66
LAST 12 Division I GAMES:															
244	A	Mt. St. Mary's	83 72	147	N	Montana	77 79								
328	H	Wagner	107 70	351	A	LIU Brooklyn	80 66								
241	H	Sacred Heart	85 68	244	H	Mt. St. Mary's	68 66								
298	A	Bryant	63 66	343	H	Fairleigh Dickinson	75 64								
297	A	Central Conn. St.	62 73	113	A	Pittsburgh	75 78								
256	A	St. Francis Brooklyn	65 78	118	H	Morehead St.	89 83								

Non-Div I Games: Seton Hill 86 74

Saint Francis (PA)

■ Loss,
 ■ Non-Conf,
 ■ S Site,
 ■ Home
 ■ Away
 N Neutral

Saint Joseph's

Through Games Of Feb. 2, 2019

Average RPI Win:	255	WON-LOST	WINNING	LAST 10	STRENGTH OF	OPP. STRENGTH	TEAM	ADJ.	CONF.	ADJ CONF.
Average RPI Loss:	145	RECORD	PCT. RANK	GAMES	SCHEDULE	OF SCHEDULE	RPI	RPI	RPI	RPI
DIV. I ONLY	6- 14	273	1- 0	212	169	285	285	17	17	
DIV. I NON-CONF.	4- 9	252	1- 0	155	217	261	261	16	16	
TOTALS	RPI 1-25	RPI 26-50	W-L RECORDS	RPI 51-100	RPI 101-150	RPI 150+				
6- 14	0- 0	0- 1	OVERALL	0- 2	0- 5	6- 6				
5- 6	0- 0	0- 1	HOME	0- 1	0- 1	5- 3				
1- 8	0- 0	0- 0	AWAY	0- 1	0- 4	1- 3				
0- 0	0- 0	0- 0	NEUTRAL	0- 0	0- 0	0- 0				
4- 9	0- 0	0- 1	NON-CONFERENCE	0- 2	0- 2	4- 4				
3- 5	0- 0	0- 1	HOME	0- 1	0- 1	3- 2				
1- 4	0- 0	0- 0	AWAY	0- 1	0- 1	1- 2				
0- 0	0- 0	0- 0	NEUTRAL	0- 0	0- 0	0- 0				
2- 5	0- 0	0- 0	CONFERENCE	0- 0	0- 3	2- 2				
2- 1	0- 0	0- 0	HOME	0- 0	0- 0	2- 1				
0- 4	0- 0	0- 0	AWAY	0- 0	0- 3	0- 1				
0- 0	0- 0	0- 0	NEUTRAL	0- 0	0- 0	0- 0				

RPI	S	Opponent	Score	RPI	S	Opponent	Score	RPI	S	Opponent	Score	RPI	S	Opponent	Score	Team's RPI: 285
40	H	Villanova	35 47	51	H	Auburn	70 81	104	A	Drexel	34 51	114	A	Dayton	65 72	
				83	A	Penn	45 65	121	H	Towson	52 73	124	A	VCU	40 59	
								148	A	Duquesne	73 81	168	A	Delaware	39 48	
								185	H	Temple	52 58	199	H	Saint Louis	49 62	
								201	H	Rider	54 56	206	H	St. Bonaventure	66 41	
								217	A	Navy	48 49	237	H	Niagara	68 54	
								241	A	Sacred Heart	61 44	263	H	Columbia	68 61	
								269	A	Richmond	45 46	286	H	La Salle	60 57	
								295	H	Loyola Maryland	49 46					
LAST 12 Division I GAMES:																
114	A	Dayton	65 72	295	H	Loyola Maryland	49 46	124	A	VCU	40 59	217	A	Navy	48 49	
269	A	Richmond	45 46	168	A	Delaware	39 48	241	A	Sacred Heart	61 44	121	H	Towson	52 73	
286	H	La Salle	60 57	206	H	St. Bonaventure	66 41									
148	A	Duquesne	73 81	199	H	Saint Louis	49 62									

Non-Div I Games:

Saint Joseph's

■ Loss,
 ■ Non-Conf,
 ■ S Site,
 ■ H Home
 ■ A Away
 N Neutral

Saint Louis

Through Games Of Feb. 2, 2019

Average RPI Win:	212	WON-LOST	WINNING	LAST 10	STRENGTH OF	OPP. STRENGTH	TEAM	ADJ.	CONF.	ADJ CONF.
Average RPI Loss:	129	RECORD	PCT. RANK	GAMES	SCHEDULE	OF SCHEDULE	RPI	RPI	RPI	RPI
DIV. I ONLY	9- 12	214	1- 0	187	108	199	199	17	17	
DIV. I NON-CONF.	5- 8	224	1- 0	201	47	213	213	16	16	
TOTALS	RPI 1-25	RPI 26-50	W-L RECORDS	RPI 51-100	RPI 101-150	RPI 150+				
9- 12	0- 1	0- 1	OVERALL	0- 2	2- 3	7- 5				
4- 6	0- 1	0- 1	HOME	0- 1	1- 1	3- 2				
5- 4	0- 0	0- 0	AWAY	0- 0	1- 1	4- 3				
0- 2	0- 0	0- 0	NEUTRAL	0- 1	0- 1	0- 0				
5- 8	0- 1	0- 1	NON-CONFERENCE	0- 2	1- 1	4- 3				
2- 4	0- 1	0- 1	HOME	0- 1	0- 0	2- 1				
3- 2	0- 0	0- 0	AWAY	0- 0	1- 0	2- 2				
0- 2	0- 0	0- 0	NEUTRAL	0- 1	0- 1	0- 0				
4- 4	0- 0	0- 0	CONFERENCE	0- 0	1- 2	3- 2				
2- 2	0- 0	0- 0	HOME	0- 0	1- 1	1- 1				
2- 2	0- 0	0- 0	AWAY	0- 0	0- 1	2- 1				
0- 0	0- 0	0- 0	NEUTRAL	0- 0	0- 0	0- 0				

RPI 1-25				RPI 26-50				RPI 51-100				RPI 101+ Team's RPI: 199			
RPI	S	Opponent	Score	RPI	S	Opponent	Score	RPI	S	Opponent	Score	RPI	S	Opponent	Score
7	H	UConn	42 98	35	H	Missouri	62 74	87	H	Cincinnati	50 51	105	A	Virginia	67 65
								93	N	Yale	52 58	114	H	Dayton	68 65
												124	A	VCU	47 57
												130	N	Chattanooga	61 71
												144	H	Fordham	53 56
												158	H	Southern Ill.	62 58
												160	A	Tulsa	75 86
												173	H	Indiana St.	56 60
												194	H	George Mason	60 53
												196	A	Illinois St.	67 72
												200	H	Rhode Island	56 68
												202	A	Massachusetts	66 70
												206	A	St. Bonaventure	62 45
												233	H	SIUE	63 56
												285	A	Saint Joseph's	62 49
												289	A	Fla. Atlantic	93 61
												322	A	Eastern Ky.	70 43
LAST 12 Division I GAMES:															
194	H	George Mason	60 53	289	A	Fla. Atlantic	93 61								
124	A	VCU	47 57	285	A	Saint Joseph's	62 49								
114	H	Dayton	68 65	202	A	Massachusetts	66 70								
206	A	St. Bonaventure	62 45	93	N	Yale	52 58								
200	H	Rhode Island	56 68	196	A	Illinois St.	67 72								
144	H	Fordham	53 56	35	H	Missouri	62 74								

Non-Div I Games:

Saint Louis

■ Loss,
 ■ Non-Conf,
 ■ S Site,
 ■ H Home
 ■ A Away
 N Neutral

Average RPI Win:	175	WON-LOST	WINNING	LAST 10	STRENGTH OF	OPP. STRENGTH	TEAM	ADJ.	CONF.	ADJ CONF.
Average RPI Loss:	35	RECORD	PCT. RANK	GAMES	SCHEDULE	OF SCHEDULE	RPI	RPI	RPI	RPI
DIV. I ONLY	14- 8	97	1- 0	54	67	52	52	7	7	
DIV. I NON-CONF.	7- 4	109	1- 0	73	40	55	55	7	7	
TOTALS	RPI 1-25	RPI 26-50	W-L RECORDS	RPI 51-100	RPI 101-150	RPI 150+				
14- 8	0- 4	1- 2	OVERALL	1- 2	3- 0	9- 0				
6- 4	0- 3	1- 1	HOME	0- 0	2- 0	3- 0				
6- 4	0- 1	0- 1	AWAY	0- 2	1- 0	5- 0				
2- 0	0- 0	0- 0	NEUTRAL	1- 0	0- 0	1- 0				
7- 4	0- 2	1- 1	NON-CONFERENCE	1- 1	1- 0	4- 0				
2- 2	0- 2	1- 0	HOME	0- 0	0- 0	1- 0				
3- 2	0- 0	0- 1	AWAY	0- 1	1- 0	2- 0				
2- 0	0- 0	0- 0	NEUTRAL	1- 0	0- 0	1- 0				
7- 4	0- 2	0- 1	CONFERENCE	0- 1	2- 0	5- 0				
4- 2	0- 1	0- 1	HOME	0- 0	2- 0	2- 0				
3- 2	0- 1	0- 0	AWAY	0- 1	0- 0	3- 0				
0- 0	0- 0	0- 0	NEUTRAL	0- 0	0- 0	0- 0				

RPI 1-25				RPI 26-50				RPI 51-100				RPI 101+			
RPI	S	Opponent	Score	RPI	S	Opponent	Score	RPI	S	Opponent	Score	RPI	S	Opponent	Score
4	H	Oregon	55 79	32	H	BYU	73 74	64	N	Old Dominion	83 65	110	H	Loyola Marymount	86 62
12	A	Gonzaga	62 74	38	A	Oregon St.	56 89	78	A	UC Davis	74 76	115	A	Washington St.	70 64
12	H	Gonzaga	52 66	46	H	Wyoming	90 84	79	A	Pacific	67 76	135	H	Pepperdine	79 68
23	H	California	78 81									166	A	Portland	98 91
												166	H	Portland	113 85
												174	A	Santa Clara	83 59
												175	N	Texas St.	89 62
												193	H	Milwaukee	73 71
												227	A	San Francisco	80 65
												254	H	San Diego	74 60
												306	A	UC Santa Barbara	80 55
												321	A	Cal Poly	69 51
LAST 12 Division I GAMES:															
12	H	Gonzaga	52 66	64	N	Old Dominion	83 65								
166	H	Portland	113 85	32	H	BYU	73 74								
110	H	Loyola Marymount	86 62	254	H	San Diego	74 60								
135	H	Pepperdine	79 68	166	A	Portland	98 91								
174	A	Santa Clara	83 59	12	A	Gonzaga	62 74								
227	A	San Francisco	80 65	79	A	Pacific	67 76								

Non-Div I Games:

Saint Mary's (CA)

■ Loss,
 ■ Non-Conf,
 ■ S Site,
 ■ Home
 ■ A Away
 N Neutral

Saint Peter's

Through Games Of Feb. 2, 2019

Average RPI Win:	326	WON-LOST	WINNING	LAST 10	STRENGTH OF	OPP. STRENGTH	TEAM	ADJ.	CONF.	ADJ CONF.
Average RPI Loss:	202	RECORD	PCT. RANK	GAMES	SCHEDULE	OF SCHEDULE	RPI	RPI	RPI	RPI
DIV. I ONLY	6- 14	273	0- 1	305	346	315	315	27	27	
DIV. I NON-CONF.	5- 6	177	0- 0	315	347	285	285	28	28	
TOTALS	RPI 1-25	RPI 26-50	W-L RECORDS	RPI 51-100	RPI 101-150	RPI 150+				
6- 14	0- 0	0- 0	OVERALL	0- 3	0- 2	6- 9				
4- 5	0- 0	0- 0	HOME	0- 0	0- 1	4- 4				
2- 9	0- 0	0- 0	AWAY	0- 3	0- 1	2- 5				
0- 0	0- 0	0- 0	NEUTRAL	0- 0	0- 0	0- 0				
5- 6	0- 0	0- 0	NON-CONFERENCE	0- 2	0- 1	5- 3				
4- 1	0- 0	0- 0	HOME	0- 0	0- 0	4- 1				
1- 5	0- 0	0- 0	AWAY	0- 2	0- 1	1- 2				
0- 0	0- 0	0- 0	NEUTRAL	0- 0	0- 0	0- 0				
1- 8	0- 0	0- 0	CONFERENCE	0- 1	0- 1	1- 6				
0- 4	0- 0	0- 0	HOME	0- 0	0- 1	0- 3				
1- 4	0- 0	0- 0	AWAY	0- 1	0- 0	1- 3				
0- 0	0- 0	0- 0	NEUTRAL	0- 0	0- 0	0- 0				

RPI 1-25				RPI 26-50				RPI 51-100				RPI 101+				Team's RPI: 315	
RPI	S	Opponent	Score	RPI	S	Opponent	Score	RPI	S	Opponent	Score	RPI	S	Opponent	Score		
								66	A	Quinnipiac	45	90	119	A	Seton Hall	47	90
								86	A	Boston College	57	89	149	H	Marist	42	62
								93	A	Yale	56	72	201	A	Rider	38	60
													237	H	Niagara	66	75
													253	H	Cal St. Fullerton	45	69
													256	A	St. Francis Brooklyn	70	74
													265	A	Siena	46	50
													265	H	Siena	57	84
													270	A	Canisius	59	78
													270	H	Canisius	62	75
													304	A	UMass Lowell	57	59
													308	H	NJIT	70	57
													309	A	Fairfield	68	65
													319	A	Lafayette	62	60
													328	H	Wagner	69	57
													343	H	Fairleigh Dickinson	75	58
													351	H	LIU Brooklyn	86	59
LAST 12 Division I GAMES:																	
265	A	Siena	46	50	270	A	Canisius	59	78								
149	H	Marist	42	62	66	A	Quinnipiac	45	90								
201	A	Rider	38	60	265	H	Siena	57	84								
309	A	Fairfield	68	65	343	H	Fairleigh Dickinson	75	58								
270	H	Canisius	62	75	256	A	St. Francis Brooklyn	70	74								
237	H	Niagara	66	75	253	H	Cal St. Fullerton	45	69								

Non-Div I Games:

Saint Peter's

■ Loss,
 ■ Non-Conf,
 ■ S Site,
 ■ H Home
 ■ A Away
 N Neutral

Average RPI Win: 284		WON-LOST	WINNING	LAST 10	STRENGTH OF	OPP. STRENGTH	TEAM	ADJ.	CONF.	ADJ CONF.
Average RPI Loss: 134		RECORD	PCT. RANK	GAMES	SCHEDULE	OF SCHEDULE	RPI	RPI	RPI	RPI
DIV. I ONLY		7- 9	211	0- 1	206	260	207	207	26	26
DIV. I NON-CONF.		2- 5	264	0- 0	107	127	175	175	23	23
TOTALS	RPI 1-25		RPI 26-50		W-L RECORDS	RPI 51-100	RPI 101-150		RPI 150+	
7- 9	0- 0		0- 0		OVERALL	0- 5	0- 0		7- 4	
3- 4	0- 0		0- 0		HOME	0- 2	0- 0		3- 2	
4- 4	0- 0		0- 0		AWAY	0- 2	0- 0		4- 2	
0- 1	0- 0		0- 0		NEUTRAL	0- 1	0- 0		0- 0	
2- 5	0- 0		0- 0		NON-CONFERENCE	0- 3	0- 0		2- 2	
0- 1	0- 0		0- 0		HOME	0- 0	0- 0		0- 1	
2- 3	0- 0		0- 0		AWAY	0- 2	0- 0		2- 1	
0- 1	0- 0		0- 0		NEUTRAL	0- 1	0- 0		0- 0	
5- 4	0- 0		0- 0		CONFERENCE	0- 2	0- 0		5- 2	
3- 3	0- 0		0- 0		HOME	0- 2	0- 0		3- 1	
2- 1	0- 0		0- 0		AWAY	0- 0	0- 0		2- 1	
0- 0	0- 0		0- 0		NEUTRAL	0- 0	0- 0		0- 0	

























































RPI 1-25				RPI 26-50				RPI 51-100				RPI 101+				Team's RPI: 207	
RPI	S	Opponent	Score	RPI	S	Opponent	Score	RPI	S	Opponent	Score	RPI	S	Opponent	Score		
								53	A	TCU	59	72	159	H	Abilene Christian	79	91
								58	A	LSU	52	66	184	H	Oral Roberts	62	73
								63	H	SFA	68	78	186	A	Southern Miss.	65	61
								72	H	Lamar University	72	83	242	A	Louisiana	68	62
								95	N	Troy	79	84	260	A	A&M-Corpus Christi	61	76
													261	A	Wichita St.	55	63
													274	H	Southeastern La.	94	63
													292	H	Central Ark.	66	62
													323	A	Incarnate Word	76	56
													335	H	Northwestern St.	66	55
													339	A	Houston Baptist	74	63
LAST 12 Division I GAMES:																	
				274	H	Southeastern La.	94	63	63	H	SFA	68	78				
				72	H	Lamar University	72	83	292	H	Central Ark.	66	62				
				335	H	Northwestern St.	66	55	159	H	Abilene Christian	79	91				
				339	A	Houston Baptist	74	63	53	A	TCU	59	72				
				260	A	A&M-Corpus Christi	61	76	184	H	Oral Roberts	62	73				
				323	A	Incarnate Word	76	56	242	A	Louisiana	68	62				

Non-Div I Games:	UNKNOWN	94	46	Wiley	101	63	Jarvis Christian	100	55
------------------	---------	----	----	-------	-----	----	------------------	-----	----

Sam Houston St.





Loss, Non-Conf, S Site, H Home A Away N Neutral

Average RPI Win: 261	WON-LOST	WINNING	LAST 10	STRENGTH OF	OPP. STRENGTH	TEAM	ADJ.	CONF.	ADJ CONF.
Average RPI Loss: 168	RECORD	PCT. RANK	GAMES	SCHEDULE	OF SCHEDULE	RPI	RPI	RPI	RPI
DIV. I ONLY	5- 15	298	0- 1	210	223	258	258	25	25
DIV. I NON-CONF.	3- 10	278	0- 0	126	216	214	214	25	25
TOTALS	RPI 1-25	RPI 26-50	W-L RECORDS	RPI 51-100	RPI 101-150	RPI 150+			
5- 15	0- 0	0- 0	OVERALL	0- 3	0- 4	5- 8			
2- 2	0- 0	0- 0	HOME	0- 0	0- 2	2- 0			
3- 13	0- 0	0- 0	AWAY	0- 3	0- 2	3- 8			
0- 0	0- 0	0- 0	NEUTRAL	0- 0	0- 0	0- 0			
3- 10	0- 0	0- 0	NON-CONFERENCE	0- 3	0- 3	3- 4			
1- 1	0- 0	0- 0	HOME	0- 0	0- 1	1- 0			
2- 9	0- 0	0- 0	AWAY	0- 3	0- 2	2- 4			
0- 0	0- 0	0- 0	NEUTRAL	0- 0	0- 0	0- 0			
2- 5	0- 0	0- 0	CONFERENCE	0- 0	0- 1	2- 4			
1- 1	0- 0	0- 0	HOME	0- 0	0- 1	1- 0			
1- 4	0- 0	0- 0	AWAY	0- 0	0- 0	1- 4			
0- 0	0- 0	0- 0	NEUTRAL	0- 0	0- 0	0- 0			

RPI 1-25			RPI 26-50			RPI 51-100			RPI 101+			Team's RPI: 258
RPI	S	Opponent	Score	RPI	S	Opponent	Score	RPI	S	Opponent	Score	
						51  Auburn	46  73	130  Chattanooga		63  73		
						89  Oklahoma St.	62  82	134  UT Martin		68  89		
						95  Troy	52  72	138  Colorado		39  81		
								141  UAB		41  66		
								151  Mercer		68  76		
								167  Vanderbilt		52  77		
								169  Denver		87 83		
								186  Southern Miss.		40  76		
								188  Hampton		57  64		
								213  Memphis		48  53		
								219  Alabama St.		60 51		
								243  Furman		36  57		
								245  ETSU		79 58		
								284  Wofford		62  71		
								317  UNC Greensboro		54  55		
								334  Western Caro.		75 42		
								336  Presbyterian		75 54		
LAST 12 Division I GAMES:												
243  Furman		36  57	284  Wofford		62  71							
130  Chattanooga		63  73	167  Vanderbilt		52  77							
245  ETSU		79 58	138  Colorado		39  81							
334  Western Caro.		75 42	169  Denver		87 83							
317  UNC Greensboro		54  55	51  Auburn		46  73							
151  Mercer		68  76	213  Memphis		48  53							

Non-Div I Games: Rhodes 71 54 Montevallo 73 47

Samford

 Loss,  Non-Conf, S Site,  Home  Away N Neutral

Average RPI Win:	251	WON-LOST	WINNING	LAST 10	STRENGTH OF	OPP. STRENGTH	TEAM	ADJ.	CONF.	ADJ CONF.
Average RPI Loss:	125	RECORD	PCT. RANK	GAMES	SCHEDULE	OF SCHEDULE	RPI	RPI	RPI	RPI
DIV. I ONLY	7- 14	259	0- 1	201	109	254	254	7	7	
DIV. I NON-CONF.	6- 4	125	0- 0	327	206	231	231	7	7	
TOTALS	RPI 1-25	RPI 26-50	W-L RECORDS	RPI 51-100	RPI 101-150	RPI 150+				
7- 14	0- 2	0- 1	OVERALL	0- 2	0- 5	7- 4				
5- 6	0- 2	0- 1	HOME	0- 0	0- 2	5- 1				
2- 8	0- 0	0- 0	AWAY	0- 2	0- 3	2- 3				
0- 0	0- 0	0- 0	NEUTRAL	0- 0	0- 0	0- 0				
6- 4	0- 1	0- 0	NON-CONFERENCE	0- 0	0- 1	6- 2				
5- 1	0- 1	0- 0	HOME	0- 0	0- 0	5- 0				
1- 3	0- 0	0- 0	AWAY	0- 0	0- 1	1- 2				
0- 0	0- 0	0- 0	NEUTRAL	0- 0	0- 0	0- 0				
1- 10	0- 1	0- 1	CONFERENCE	0- 2	0- 4	1- 2				
0- 5	0- 1	0- 1	HOME	0- 0	0- 2	0- 1				
1- 5	0- 0	0- 0	AWAY	0- 2	0- 2	1- 1				
0- 0	0- 0	0- 0	NEUTRAL	0- 0	0- 0	0- 0				

RPI	S	Opponent	Score	RPI	S	Opponent	Score	RPI	S	Opponent	Score	RPI	S	Opponent	Score	Team's RPI: 254
12	H	Gonzaga	61 86	32	H	BYU	56 65	52	A	Saint Mary's (CA)	60 74	110	A	Loyola Marymount	57 83	
23	H	California	53 70					79	A	Pacific	47 79	110	H	Loyola Marymount	52 69	
												135	A	Pepperdine	65 88	
												135	H	Pepperdine	55 74	
												139	A	Minnesota	48 53	
												166	H	Portland	60 69	
												174	A	Santa Clara	57 49	
												224	H	Dartmouth	78 76	
												227	A	San Francisco	57 68	
												248	A	Long Beach St.	60 56	
												251	H	San Diego St.	72 71	
												257	A	Southern Utah	59 69	
												262	H	Hawaii	58 50	
												272	H	Cleveland St.	83 82	
												277	A	UTSA	77 87	
												326	H	San Jose St.	83 79	
LAST 12 Division I GAMES:																
135	A	Pepperdine	65 88	110	A	Loyola Marymount	57 83									
32	H	BYU	56 65	135	H	Pepperdine	55 74									
12	H	Gonzaga	61 86	110	H	Loyola Marymount	52 69									
166	H	Portland	60 69	174	A	Santa Clara	57 49									
79	A	Pacific	47 79	227	A	San Francisco	57 68									
52	A	Saint Mary's (CA)	60 74	326	H	San Jose St.	83 79									

Non-Div I Games: Cal St. San B'dino 76 58

San Diego

■ Loss,
 ■ Non-Conf,
 ■ S Site,
 ■ Home
 ■ Away
 N Neutral

Average RPI Win:	265	WON-LOST	WINNING	LAST 10	STRENGTH OF	OPP. STRENGTH	TEAM	ADJ.	CONF.	ADJ CONF.
Average RPI Loss:	145	RECORD	PCT. RANK	GAMES	SCHEDULE	OF SCHEDULE	RPI	RPI	RPI	RPI
DIV. I ONLY	7- 12	242	1- 0	200	220	251	251	15	15	
DIV. I NON-CONF.	5- 6	177	0- 0	250	297	235	235	13	13	
TOTALS	RPI 1-25	RPI 26-50	W-L RECORDS	RPI 51-100	RPI 101-150	RPI 150+				
7- 12	0- 0	0- 2	OVERALL	0- 3	0- 2	7- 5				
5- 5	0- 0	0- 0	HOME	0- 3	0- 1	5- 1				
2- 7	0- 0	0- 2	AWAY	0- 0	0- 1	2- 4				
0- 0	0- 0	0- 0	NEUTRAL	0- 0	0- 0	0- 0				
5- 6	0- 0	0- 0	NON-CONFERENCE	0- 2	0- 1	5- 3				
3- 3	0- 0	0- 0	HOME	0- 2	0- 0	3- 1				
2- 3	0- 0	0- 0	AWAY	0- 0	0- 1	2- 2				
0- 0	0- 0	0- 0	NEUTRAL	0- 0	0- 0	0- 0				
2- 6	0- 0	0- 2	CONFERENCE	0- 1	0- 1	2- 2				
2- 2	0- 0	0- 0	HOME	0- 1	0- 1	2- 0				
0- 4	0- 0	0- 2	AWAY	0- 0	0- 0	0- 2				
0- 0	0- 0	0- 0	NEUTRAL	0- 0	0- 0	0- 0				

RPI 1-25				RPI 26-50				RPI 51-100				RPI 101+				Team's RPI: 251	
RPI	S	Opponent	Score	RPI	S	Opponent	Score	RPI	S	Opponent	Score	RPI	S	Opponent	Score		
				37	A	New Mexico	62 70	53	H	TCU	64 81	128	H	Fresno St.	81 87		
				46	A	Wyoming	45 87					146	A	CSUN	74 77		
								57	H	Boise St.	66 69	152	A	UC Irvine	78 70		
								71	H	Arizona	60 69	174	A	Santa Clara	43 60		
												212	A	UNLV	57 71		
												250	A	Air Force	66 75		
												250	H	Air Force	70 61		
												253	A	Cal St. Fullerton	83 72		
												254	A	San Diego	71 72		
												262	H	Hawaii	58 57		
												287	H	California Baptist	83 67		
												306	H	UC Santa Barbara	58 63		
												323	H	Incarnate Word	81 38		
												326	H	San Jose St.	69 68		
LAST 12 Division I GAMES:																	
				250	A	Air Force	66 75					326	H	San Jose St.	69 68		
				212	A	UNLV	57 71					57	H	Boise St.	66 69		
				128	H	Fresno St.	81 87					306	H	UC Santa Barbara	58 63		
				37	A	New Mexico	62 70					146	A	CSUN	74 77		
				250	H	Air Force	70 61					152	A	UC Irvine	78 70		
				46	A	Wyoming	45 87					71	H	Arizona	60 69		

Non-Div I Games:

San Diego St.

■ Loss,
 ■ Non-Conf,
 ■ S Site,
 ■ H Home
 ■ A Away
 N Neutral

San Francisco

Through Games Of Feb. 2, 2019

Average RPI Win:	269	WON-LOST	WINNING	LAST 10	STRENGTH OF	OPP. STRENGTH	TEAM	ADJ.	CONF.	ADJ CONF.
Average RPI Loss:	101	RECORD	PCT. RANK	GAMES	SCHEDULE	OF SCHEDULE	RPI	RPI	RPI	RPI
DIV. I ONLY	6- 15	285	1- 0	133	104	227	227	7	7	
DIV. I NON-CONF.	4- 7	228	0- 0	236	166	246	246	7	7	
TOTALS	RPI 1-25	RPI 26-50	W-L RECORDS	RPI 51-100	RPI 101-150	RPI 150+				
6- 15	0- 2	0- 1	OVERALL	0- 4	0- 5	6- 3				
2- 7	0- 0	0- 1	HOME	0- 3	0- 2	2- 1				
2- 7	0- 2	0- 0	AWAY	0- 1	0- 3	2- 1				
2- 1	0- 0	0- 0	NEUTRAL	0- 0	0- 0	2- 1				
4- 7	0- 1	0- 0	NON-CONFERENCE	0- 2	0- 3	4- 1				
1- 3	0- 0	0- 0	HOME	0- 1	0- 2	1- 0				
1- 3	0- 1	0- 0	AWAY	0- 1	0- 1	1- 0				
2- 1	0- 0	0- 0	NEUTRAL	0- 0	0- 0	2- 1				
2- 8	0- 1	0- 1	CONFERENCE	0- 2	0- 2	2- 2				
1- 4	0- 0	0- 1	HOME	0- 2	0- 0	1- 1				
1- 4	0- 1	0- 0	AWAY	0- 0	0- 2	1- 1				
0- 0	0- 0	0- 0	NEUTRAL	0- 0	0- 0	0- 0				

RPI 1-25				RPI 26-50				RPI 51-100				RPI 101+ Team's RPI: 227			
RPI	S	Opponent	Score	RPI	S	Opponent	Score	RPI	S	Opponent	Score	RPI	S	Opponent	Score
5	A	Stanford	62 96	32	H	BYU	59 67	52	H	Saint Mary's (CA)	65 80	110	A	Loyola Marymount	58 66
12	A	Gonzaga	51 78					78	H	UC Davis	68 70	112	H	UT Arlington	73 80
								79	H	Pacific	75 85	115	A	Washington St.	61 91
								98	A	Idaho	63 70	116	H	Northern Colo.	63 68
												135	A	Pepperdine	50 69
												166	A	Portland	73 78
												174	A	Santa Clara	57 49
												174	H	Santa Clara	66 71
												232	N	North Dakota	97 100
												235	A	Sacramento St.	86 75
												254	H	San Diego	68 57
												305	N	North Dakota St.	75 42
												321	N	Cal Poly	65 62
												326	H	San Jose St.	85 63
LAST 12 Division I GAMES:															
166	A	Portland	73 78	174	A	Santa Clara	57 49								
12	A	Gonzaga	51 78	174	H	Santa Clara	66 71								
79	H	Pacific	75 85	32	H	BYU	59 67								
52	H	Saint Mary's (CA)	65 80	254	H	San Diego	68 57								
135	A	Pepperdine	50 69	232	N	North Dakota	97 100								
110	A	Loyola Marymount	58 66	305	N	North Dakota St.	75 42								

Non-Div I Games:

San Francisco

■ Loss,
■ Non-Conf,
■ S Site,
■ Home
■ A Away
N Neutral

Average RPI Win:	236	WON-LOST	WINNING	LAST 10	STRENGTH OF	OPP. STRENGTH	TEAM	ADJ.	CONF.	ADJ CONF.
Average RPI Loss:	165	RECORD	PCT. RANK	GAMES	SCHEDULE	OF SCHEDULE	RPI	RPI	RPI	RPI
DIV. I ONLY	2- 17	336	0- 1	193	186	326	326	15	15	
DIV. I NON-CONF.	1- 9	326	0- 0	181	219	325	325	13	13	
TOTALS	RPI 1-25	RPI 26-50	W-L RECORDS	RPI 51-100	RPI 101-150	RPI 150+				
2- 17	0- 0	0- 1	OVERALL	0- 3	0- 3	2- 10				
2- 6	0- 0	0- 1	HOME	0- 1	0- 0	2- 4				
0- 11	0- 0	0- 0	AWAY	0- 2	0- 3	0- 6				
0- 0	0- 0	0- 0	NEUTRAL	0- 0	0- 0	0- 0				
1- 9	0- 0	0- 0	NON-CONFERENCE	0- 2	0- 2	1- 5				
1- 3	0- 0	0- 0	HOME	0- 1	0- 0	1- 2				
0- 6	0- 0	0- 0	AWAY	0- 1	0- 2	0- 3				
0- 0	0- 0	0- 0	NEUTRAL	0- 0	0- 0	0- 0				
1- 8	0- 0	0- 1	CONFERENCE	0- 1	0- 1	1- 5				
1- 3	0- 0	0- 1	HOME	0- 0	0- 0	1- 2				
0- 5	0- 0	0- 0	AWAY	0- 1	0- 1	0- 3				
0- 0	0- 0	0- 0	NEUTRAL	0- 0	0- 0	0- 0				

RPI 1-25				RPI 26-50				RPI 51-100				RPI 101+				Team's RPI: 326	
RPI	S	Opponent	Score	RPI	S	Opponent	Score	RPI	S	Opponent	Score	RPI	S	Opponent	Score		
				46	H	Wyoming	56 70	57	A	Boise St.	68 99	128	A	Fresno St.	48 77		
								79	H	Pacific	67 91	138	A	Colorado	64 76		
								90	A	Nebraska	63 96	146	A	CSUN	40 76		
												152	H	UC Irvine	66 74		
												164	A	Portland St.	51 80		
												174	H	Santa Clara	56 62		
												195	A	Utah St.	49 82		
												195	H	Utah St.	68 59		
												212	H	UNLV	43 53		
												227	A	San Francisco	63 85		
												240	H	Nevada	49 52		
												250	A	Air Force	77 88		
												251	A	San Diego St.	68 69		
												254	A	San Diego	79 83		
												276	H	CSU Bakersfield	82 72		
LAST 12 Division I GAMES:																	
				195	H	Utah St.	68 59	251	A	San Diego St.	68 69						
				250	A	Air Force	77 88	240	H	Nevada	49 52						
				46	H	Wyoming	56 70	128	A	Fresno St.	48 77						
				212	H	UNLV	43 53	254	A	San Diego	79 83						
				195	A	Utah St.	49 82	146	A	CSUN	40 76						
				57	A	Boise St.	68 99	174	H	Santa Clara	56 62						

Non-Div I Games: San Fran. St. 66 73

San Jose St.

Santa Clara

Through Games Of Feb. 2, 2019

Average RPI Win:	221	WON-LOST	WINNING	LAST 10	STRENGTH OF	OPP. STRENGTH	TEAM	ADJ.	CONF.	ADJ CONF.
Average RPI Loss:	105	RECORD	PCT. RANK	GAMES	SCHEDULE	OF SCHEDULE	RPI	RPI	RPI	RPI
DIV. I ONLY	9- 11	198	0- 1	141	125	174	174	7	7	
DIV. I NON-CONF.	6- 4	125	0- 0	199	239	150	150	7	7	
TOTALS	RPI 1-25	RPI 26-50	W-L RECORDS	RPI 51-100	RPI 101-150	RPI 150+				
9- 11	0- 1	0- 3	OVERALL	1- 2	1- 3	7- 2				
4- 6	0- 0	0- 1	HOME	1- 2	0- 1	3- 2				
5- 5	0- 1	0- 2	AWAY	0- 0	1- 2	4- 0				
0- 0	0- 0	0- 0	NEUTRAL	0- 0	0- 0	0- 0				
6- 4	0- 0	0- 2	NON-CONFERENCE	1- 0	0- 2	5- 0				
4- 1	0- 0	0- 0	HOME	1- 0	0- 1	3- 0				
2- 3	0- 0	0- 2	AWAY	0- 0	0- 1	2- 0				
0- 0	0- 0	0- 0	NEUTRAL	0- 0	0- 0	0- 0				
3- 7	0- 1	0- 1	CONFERENCE	0- 2	1- 1	2- 2				
0- 5	0- 0	0- 1	HOME	0- 2	0- 0	0- 2				
3- 2	0- 1	0- 0	AWAY	0- 0	1- 1	2- 0				
0- 0	0- 0	0- 0	NEUTRAL	0- 0	0- 0	0- 0				

RPI 1-25				RPI 26-50				RPI 51-100				RPI 101+ Team's RPI: 174			
RPI	S	Opponent	Score	RPI	S	Opponent	Score	RPI	S	Opponent	Score	RPI	S	Opponent	Score
12	A	Gonzaga	61 78	32	H	BYU	44 54	52	H	Saint Mary's (CA)	59 83	110	A	Loyola Marymount	83 75
				38	A	Oregon St.	31 82	79	H	Pacific	70 74	128	A	Fresno St.	53 80
				50	A	Southern California	46 77	80	H	Missouri St.	77 73	135	A	Pepperdine	48 74
												146	H	CSUN	38 53
												166	A	Portland	72 66
												227	A	San Francisco	71 66
												227	H	San Francisco	49 57
												240	H	Nevada	56 48
												251	H	San Diego St.	60 43
												253	A	Cal St. Fullerton	64 60
												254	H	San Diego	49 57
												326	A	San Jose St.	62 56
												340	H	Grand Canyon	75 55
LAST 12 Division I GAMES:															
12	A	Gonzaga	61 78	227	H	San Francisco	49 57								
166	A	Portland	72 66	227	A	San Francisco	71 66								
52	H	Saint Mary's (CA)	59 83	254	H	San Diego	49 57								
79	H	Pacific	70 74	32	H	BYU	44 54								
110	A	Loyola Marymount	83 75	340	H	Grand Canyon	75 55								
135	A	Pepperdine	48 74	326	A	San Jose St.	62 56								

Non-Div I Games: Sonoma St. 98 38

Santa Clara

Loss, Non-Conf, S Site, H Home A Away N Neutral

Average RPI Win: 333				Through Games of Feb. 17, 1919													
WON-LOST		WINNING		LAST 10		STRENGTH OF		OPP. STRENGTH		TEAM		ADJ.		CONF.		ADJ CONF.	
RECORD		PCT. RANK		GAMES		SCHEDULE		OF SCHEDULE		RPI		RPI		RPI		RPI	
DIV. I ONLY		2- 12		327		0- 1		351		301		349		349		32	
DIV. I NON-CONF.		0- 7		336		0- 0		273		136		344		344		32	
TOTALS		RPI 1-25		RPI 26-50		W-L RECORDS		RPI 51-100		RPI 101-150		RPI 150+					
2- 12		0- 0		0- 2		OVERALL		0- 0		0- 0		2- 10					
0- 6		0- 0		0- 0		HOME		0- 0		0- 0		0- 6					
2- 6		0- 0		0- 2		AWAY		0- 0		0- 0		2- 4					
0- 0		0- 0		0- 0		NEUTRAL		0- 0		0- 0		0- 0					
0- 7		0- 0		0- 2		NON-CONFERENCE		0- 0		0- 0		0- 5					
0- 3		0- 0		0- 0		HOME		0- 0		0- 0		0- 3					
0- 4		0- 0		0- 2		AWAY		0- 0		0- 0		0- 2					
0- 0		0- 0		0- 0		NEUTRAL		0- 0		0- 0		0- 0					
2- 5		0- 0		0- 0		CONFERENCE		0- 0		0- 0		2- 5					
0- 3		0- 0		0- 0		HOME		0- 0		0- 0		0- 3					
2- 2		0- 0		0- 0		AWAY		0- 0		0- 0		2- 2					
0- 0		0- 0		0- 0		NEUTRAL		0- 0		0- 0		0- 0					

RPI 1-25				RPI 26-50				RPI 51-100				RPI 101+				Team's RPI: 349	
RPI	S	Opponent	Score	RPI	S	Opponent	Score	RPI	S	Opponent	Score	RPI	S	Opponent	Score		
				27	A	South Dakota St.	49 97					205	A	Ole Miss	51 74		
				34	A	DePaul	61 124					215	H	Jacksonville	58 68		
												247	H	Texas Southern	41 65		
												261	A	Wichita St.	50 66		
												267	H	Norfolk St.	42 78		
												273	H	Ga. Southern	71 82		
												296	H	South Carolina St.	60 71		
												303	A	Morgan St.	47 63		
												318	A	Coppin St.	76 70		
												346	H	N.C. Central	67 71		
												347	A	Delaware St.	58 66		
												348	A	Florida A&M	54 50		
LAST 12 Division I GAMES:																	
				346	H	N.C. Central	67 71	347	A	Delaware St.	58 66						
				296	H	South Carolina St.	60 71	261	A	Wichita St.	50 66						
				267	H	Norfolk St.	42 78	27	A	South Dakota St.	49 97						
				348	A	Florida A&M	54 50	205	A	Ole Miss	51 74						
				303	A	Morgan St.	47 63	247	H	Texas Southern	41 65						
				318	A	Coppin St.	76 70	34	A	DePaul	61 124						

Non-Div I Games:	Carver	101	49	Wesleyan (GA)	155	26
------------------	--------	-----	----	---------------	-----	----

Savannah St.

Loss, Non-Conf, S Site, H Home A Away N Neutral

Average RPI Win:	344	WON-LOST	WINNING	LAST 10	STRENGTH OF	OPP. STRENGTH	TEAM	ADJ.	CONF.	ADJ CONF.
Average RPI Loss:	197	RECORD	PCT. RANK	GAMES	SCHEDULE	OF SCHEDULE	RPI	RPI	RPI	RPI
DIV. I ONLY	1- 20	349	0- 1	226	315	341	341	30	30	
DIV. I NON-CONF.	0- 13	336	0- 0	128	263	328	328	30	30	
TOTALS	RPI 1-25	RPI 26-50	W-L RECORDS	RPI 51-100	RPI 101-150	RPI 150+				
1- 20	0- 0	0- 1	OVERALL	0- 3	0- 2	1- 14				
1- 9	0- 0	0- 0	HOME	0- 0	0- 2	1- 7				
0- 10	0- 0	0- 1	AWAY	0- 2	0- 0	0- 7				
0- 1	0- 0	0- 0	NEUTRAL	0- 1	0- 0	0- 0				
0- 13	0- 0	0- 1	NON-CONFERENCE	0- 3	0- 2	0- 7				
0- 5	0- 0	0- 0	HOME	0- 0	0- 2	0- 3				
0- 7	0- 0	0- 1	AWAY	0- 2	0- 0	0- 4				
0- 1	0- 0	0- 0	NEUTRAL	0- 1	0- 0	0- 0				
1- 7	0- 0	0- 0	CONFERENCE	0- 0	0- 0	1- 7				
1- 4	0- 0	0- 0	HOME	0- 0	0- 0	1- 4				
0- 3	0- 0	0- 0	AWAY	0- 0	0- 0	0- 3				
0- 0	0- 0	0- 0	NEUTRAL	0- 0	0- 0	0- 0				

RPI S	Opponent	Score	RPI S	Opponent	Score	RPI S	Opponent	Score	RPI S	Opponent	Score	Team's RPI: 341
			28 A	Utah	62 89	71 N	Arizona	54 84	129 H	Washington	58 69	
						78 A	UC Davis	59 76	135 H	Pepperdine	64 78	
						79 A	Pacific	61 75	152 A	UC Irvine	60 65	
									161 A	New Mexico St.	55 75	
									164 A	Portland St.	43 68	
									210 A	UTRGV	56 69	
									216 H	UMKC	62 86	
									240 A	Nevada	54 67	
									253 H	Cal St. Fullerton	54 57	
									262 A	Hawaii	51 67	
									266 H	Northern Ariz.	58 65	
									268 H	Utah Valley	55 58	
									276 H	CSU Bakersfield	60 70	
									287 A	California Baptist	83 100	
									321 H	Cal Poly	50 60	
									340 H	Grand Canyon	73 74	
									344 H	Chicago St.	90 54	
LAST 12 Division I GAMES:												
216 H	UMKC	62 86	287 A	California Baptist	83 100							
344 H	Chicago St.	90 54	276 H	CSU Bakersfield	60 70							
210 A	UTRGV	56 69	152 A	UC Irvine	60 65							
161 A	New Mexico St.	55 75	240 A	Nevada	54 67							
268 H	Utah Valley	55 58	321 H	Cal Poly	50 60							
340 H	Grand Canyon	73 74	78 A	UC Davis	59 76							

Non-Div I Games:

Seattle U

■ Loss,
 ■ Non-Conf,
 ■ S Site,
 ■ H Home
 ■ A Away
 N Neutral

Average RPI Win:	202	WON-LOST	WINNING	LAST 10	STRENGTH OF	OPP. STRENGTH	TEAM	ADJ.	CONF.	ADJ CONF.
Average RPI Loss:	65	RECORD	PCT. RANK	GAMES	SCHEDULE	OF SCHEDULE	RPI	RPI	RPI	RPI
DIV. I ONLY	13- 8	108	0- 1	134	71	119	119	6	6	
DIV. I NON-CONF.	8- 3	72	0- 0	289	171	138	138	4	4	
TOTALS	RPI 1-25	RPI 26-50	W-L RECORDS	RPI 51-100	RPI 101-150	RPI 150+				
13- 8	0- 2	1- 4	OVERALL	3- 0	2- 0	7- 2				
10- 2	0- 0	0- 1	HOME	2- 0	2- 0	6- 1				
2- 5	0- 2	1- 2	AWAY	1- 0	0- 0	0- 1				
1- 1	0- 0	0- 1	NEUTRAL	0- 0	0- 0	1- 0				
8- 3	0- 1	0- 2	NON-CONFERENCE	1- 0	0- 0	7- 0				
6- 0	0- 0	0- 0	HOME	0- 0	0- 0	6- 0				
1- 2	0- 1	0- 1	AWAY	1- 0	0- 0	0- 0				
1- 1	0- 0	0- 1	NEUTRAL	0- 0	0- 0	1- 0				
5- 5	0- 1	1- 2	CONFERENCE	2- 0	2- 0	0- 2				
4- 2	0- 0	0- 1	HOME	2- 0	2- 0	0- 1				
1- 3	0- 1	1- 1	AWAY	0- 0	0- 0	0- 1				
0- 0	0- 0	0- 0	NEUTRAL	0- 0	0- 0	0- 0				

RPI 1-25				RPI 26-50				RPI 51-100				RPI 101+ Team's RPI: 119			
RPI	S	Opponent	Score	RPI	S	Opponent	Score	RPI	S	Opponent	Score	RPI	S	Opponent	Score
7	A	UConn	61 99	34	A	DePaul	84 73	77	A	Princeton	70 66	102	H	Georgetown	76 63
11	A	Marquette	60 96	40	H	Villanova	66 70	91	H	Providence	79 73	126	H	St. John's (NY)	77 67
				41	A	Butler	59 62	99	H	Creighton	82 75	163	A	Xavier	62 63
				43	N	Georgia Tech	73 84					163	H	Xavier	76 80
				48	A	UCLA	62 78					256	H	St. Francis Brooklyn	100 77
												277	H	UTSA	84 53
												294	H	Kennesaw St.	102 80
												304	H	UMass Lowell	90 57
												315	H	Saint Peter's	90 47
												317	N	UNC Greensboro	71 64
												328	H	Wagner	95 40
LAST 12 Division I GAMES:															
102	H	Georgetown	76 63	163	H	Xavier	76 80								
40	H	Villanova	66 70	163	A	Xavier	62 63								
34	A	DePaul	84 73	41	A	Butler	59 62								
11	A	Marquette	60 96	126	H	St. John's (NY)	77 67								
91	H	Providence	79 73	317	N	UNC Greensboro	71 64								
99	H	Creighton	82 75	43	N	Georgia Tech	73 84								

Non-Div I Games:

Seton Hall

Average RPI Win: 279	WON-LOST	WINNING	LAST 10	STRENGTH OF	OPP. STRENGTH	TEAM	ADJ.	CONF.	ADJ CONF.
Average RPI Loss: 174	RECORD	PCT. RANK	GAMES	SCHEDULE	OF SCHEDULE	RPI	RPI	RPI	RPI
DIV. I ONLY	9- 12	214	1- 0	268	289	265	265	27	27
DIV. I NON-CONF.	4- 7	228	1- 0	233	275	276	276	28	28
TOTALS	RPI 1-25	RPI 26-50	W-L RECORDS	RPI 51-100	RPI 101-150	RPI 150+			
9- 12	0- 0	0- 0	OVERALL	0- 3	0- 3	9- 6			
5- 6	0- 0	0- 0	HOME	0- 2	0- 1	5- 3			
3- 5	0- 0	0- 0	AWAY	0- 1	0- 1	3- 3			
1- 1	0- 0	0- 0	NEUTRAL	0- 0	0- 1	1- 0			
4- 7	0- 0	0- 0	NON-CONFERENCE	0- 2	0- 1	4- 4			
2- 4	0- 0	0- 0	HOME	0- 2	0- 0	2- 2			
1- 2	0- 0	0- 0	AWAY	0- 0	0- 0	1- 2			
1- 1	0- 0	0- 0	NEUTRAL	0- 0	0- 1	1- 0			
5- 5	0- 0	0- 0	CONFERENCE	0- 1	0- 2	5- 2			
3- 2	0- 0	0- 0	HOME	0- 0	0- 1	3- 1			
2- 3	0- 0	0- 0	AWAY	0- 1	0- 1	2- 1			
0- 0	0- 0	0- 0	NEUTRAL	0- 0	0- 0	0- 0			

RPI	S	Opponent	Score	RPI	S	Opponent	Score	RPI	S	Opponent	Score	RPI	S	Opponent	Score	Team's RPI: 265
65	H	Harvard	54 73	66	A	Quinnipiac	31 68	83	H	Penn	51 58	104	N	Drexel	39 51	
												149	A	Marist	59 88	
												149	H	Marist	58 73	
												201	H	Rider	52 55	
												202	H	Massachusetts	64 59	
												206	A	St. Bonaventure	58 74	
												226	A	Howard	86 81	
												229	H	Colgate	55 53	
												231	H	Hofstra	50 57	
												239	A	Monmouth	77 68	
												241	A	Sacred Heart	50 72	
												289	H	Fla. Atlantic	66 70	
												309	A	Fairfield	55 59	
												315	A	Saint Peter's	84 57	
												315	H	Saint Peter's	50 46	
												326	H	Manhattan	62 56	
												328	N	Wagner	74 71	
												329	H	Iona	59 47	
LAST 12 Division I GAMES:																
149	H	Marist	58 73	328	N	Wagner	74 71	201	H	Rider	52 55	326	H	Manhattan	62 56	
309	A	Fairfield	55 59	329	H	Iona	59 47	315	A	Saint Peter's	84 57	231	H	Hofstra	50 57	
315	H	Saint Peter's	50 46													
66	A	Quinnipiac	31 68													
239	A	Monmouth	77 68													
149	A	Marist	59 88													

Non-Div I Games:

Siena

■ Loss,
 ■ Non-Conf,
 ■ S Site,
 ■ H Home
 ■ A Away
 N Neutral

South Alabama

Through Games Of Feb. 2, 2019

Average RPI Win:	217	WON-LOST	WINNING	LAST 10	STRENGTH OF	OPP. STRENGTH	TEAM	ADJ.	CONF.	ADJ CONF.
Average RPI Loss:	134	RECORD	PCT. RANK	GAMES	SCHEDULE	OF SCHEDULE	RPI	RPI	RPI	RPI
DIV. I ONLY	15- 3	21	1- 0	285	151	108	108	13	13	
DIV. I NON-CONF.	9- 0	1	1- 0	319	150	69	69	15	15	
TOTALS	RPI 1-25	RPI 26-50	W-L RECORDS	RPI 51-100	RPI 101-150	RPI 150+				
15- 3	0- 0	0- 0	OVERALL	1- 1	1- 1	13- 1				
6- 2	0- 0	0- 0	HOME	1- 1	0- 0	5- 1				
8- 1	0- 0	0- 0	AWAY	0- 0	1- 1	7- 0				
1- 0	0- 0	0- 0	NEUTRAL	0- 0	0- 0	1- 0				
9- 0	0- 0	0- 0	NON-CONFERENCE	0- 0	1- 0	8- 0				
3- 0	0- 0	0- 0	HOME	0- 0	0- 0	3- 0				
5- 0	0- 0	0- 0	AWAY	0- 0	1- 0	4- 0				
1- 0	0- 0	0- 0	NEUTRAL	0- 0	0- 0	1- 0				
6- 3	0- 0	0- 0	CONFERENCE	1- 1	0- 1	5- 1				
3- 2	0- 0	0- 0	HOME	1- 1	0- 0	2- 1				
3- 1	0- 0	0- 0	AWAY	0- 0	0- 1	3- 0				
0- 0	0- 0	0- 0	NEUTRAL	0- 0	0- 0	0- 0				

RPI S	Opponent	Score	RPI S	Opponent	Score	RPI S	Opponent	Score	RPI S	Opponent	Score	Team's RPI: 108
						82	H Little Rock	42 65	111	A Alabama	72 67	
						95	H Troy	80 77	137	A Appalachian St.	63 71	
									153	A Georgia St.	68 59	
									161	N New Mexico St.	68 67	
									179	A Southern U.	53 49	
									183	H Arkansas St.	64 77	
									186	H Southern Miss.	77 68	
									187	A Coastal Caro.	88 78	
									219	H Alabama St.	77 65	
									242	H Louisiana	83 60	
									245	H ETSU	81 74	
									273	A Ga. Southern	69 53	
									290	A Tennessee St.	78 56	
									292	A Central Ark.	58 50	
									313	H La.-Monroe	77 49	
									316	A FIU	84 77	
LAST 12 Division I GAMES:												
			95	H Troy	80 77		316	A FIU	84 77			
			313	H La.-Monroe	77 49		183	H Arkansas St.	64 77			
			242	H Louisiana	83 60		187	A Coastal Caro.	88 78			
			273	A Ga. Southern	69 53		137	A Appalachian St.	63 71			
			153	A Georgia St.	68 59		161	N New Mexico St.	68 67			
			82	H Little Rock	42 65		219	H Alabama St.	77 65			

Non-Div I Games: Faulkner 97 40 Spring Hill 75 57

South Alabama

Loss, Non-Conf, S Site, H Home A Away N Neutral

South Carolina

Through Games Of Feb. 2, 2019

Average RPI Win:	124	WON-LOST	WINNING	LAST 10	STRENGTH OF	OPP. STRENGTH	TEAM	ADJ.	CONF.	ADJ CONF.
Average RPI Loss:	17	RECORD	PCT. RANK	GAMES	SCHEDULE	OF SCHEDULE	RPI	RPI	RPI	RPI
DIV. I ONLY	15- 5	47	0- 1	17	10	17	17	5	5	
DIV. I NON-CONF.	8- 4	91	0- 1	25	21	41	41	5	5	
TOTALS	RPI 1-25	RPI 26-50	W-L RECORDS	RPI 51-100	RPI 101-150	RPI 150+				
15- 5	1- 4	4- 1	OVERALL	1- 0	3- 0	6- 0				
9- 2	0- 2	2- 0	HOME	0- 0	3- 0	4- 0				
5- 1	1- 1	2- 0	AWAY	1- 0	0- 0	1- 0				
1- 2	0- 1	0- 1	NEUTRAL	0- 0	0- 0	1- 0				
8- 4	0- 3	2- 1	NON-CONFERENCE	0- 0	2- 0	4- 0				
5- 2	0- 2	1- 0	HOME	0- 0	2- 0	2- 0				
2- 0	0- 0	1- 0	AWAY	0- 0	0- 0	1- 0				
1- 2	0- 1	0- 1	NEUTRAL	0- 0	0- 0	1- 0				
7- 1	1- 1	2- 0	CONFERENCE	1- 0	1- 0	2- 0				
4- 0	0- 0	1- 0	HOME	0- 0	1- 0	2- 0				
3- 1	1- 1	1- 0	AWAY	1- 0	0- 0	0- 0				
0- 0	0- 0	0- 0	NEUTRAL	0- 0	0- 0	0- 0				

RPI	S	Opponent	Score	RPI	S	Opponent	Score	RPI	S	Opponent	Score	RPI	S	Opponent	Score
3	H	Baylor	69 94	30	A	Kentucky	74 70	58	A	LSU	76 53	111	H	Alabama	62 59
8	A	Mississippi St.	74 89	35	H	Missouri	79 65					114	H	Dayton	65 55
18	H	Maryland	61 85	38	N	Oregon St.	68 70					137	H	Appalachian St.	80 50
19	N	Drake	85 90	42	A	Purdue	82 73					167	H	Vanderbilt	80 69
20	A	Texas A&M	60 57	45	H	Clemson	69 57					185	H	Temple	88 60
												208	H	Florida	71 40
												219	A	Alabama St.	94 38
												243	H	Furman	66 53
												245	N	ETSU	101 55
LAST 12 Division I GAMES:															
38	N	Oregon St.	68 70	19	N	Drake	85 90								
30	A	Kentucky	74 70	208	H	Florida	71 40								
167	H	Vanderbilt	80 69	111	H	Alabama	62 59								
35	H	Missouri	79 65	20	A	Texas A&M	60 57								
8	A	Mississippi St.	74 89	243	H	Furman	66 53								
58	A	LSU	76 53	185	H	Temple	88 60								

Non-Div I Games:

South Carolina

Loss, Non-Conf, S Site, H Home A Away N Neutral

Average RPI Win:	306	WON-LOST	WINNING	LAST 10	STRENGTH OF	OPP. STRENGTH	TEAM	ADJ.	CONF.	ADJ CONF.
Average RPI Loss:	207	RECORD	PCT. RANK	GAMES	SCHEDULE	OF SCHEDULE	RPI	RPI	RPI	RPI
DIV. I ONLY	8- 11	221	1- 0	346	335	296	296	32	32	
DIV. I NON-CONF.	5- 7	206	1- 0	336	298	297	297	32	32	
TOTALS	RPI 1-25	RPI 26-50	W-L RECORDS	RPI 51-100	RPI 101-150	RPI 150+				
8- 11	0- 0	0- 0	OVERALL	0- 1	0- 2	8- 8				
4- 3	0- 0	0- 0	HOME	0- 0	0- 0	4- 3				
4- 6	0- 0	0- 0	AWAY	0- 1	0- 1	4- 4				
0- 2	0- 0	0- 0	NEUTRAL	0- 0	0- 1	0- 1				
5- 7	0- 0	0- 0	NON-CONFERENCE	0- 1	0- 2	5- 4				
3- 1	0- 0	0- 0	HOME	0- 0	0- 0	3- 1				
2- 4	0- 0	0- 0	AWAY	0- 1	0- 1	2- 2				
0- 2	0- 0	0- 0	NEUTRAL	0- 0	0- 1	0- 1				
3- 4	0- 0	0- 0	CONFERENCE	0- 0	0- 0	3- 4				
1- 2	0- 0	0- 0	HOME	0- 0	0- 0	1- 2				
2- 2	0- 0	0- 0	AWAY	0- 0	0- 0	2- 2				
0- 0	0- 0	0- 0	NEUTRAL	0- 0	0- 0	0- 0				

RPI 1-25			RPI 26-50			RPI 51-100			RPI 101+			Team's RPI: 296
RPI	S	Opponent	Score	RPI	S	Opponent	Score	RPI	S	Opponent	Score	
						71 A Arizona	32 73			107 N Wake Forest	44 58	
										120 A Radford	31 61	
										176 A UMES	43 63	
										187 A Coastal Caro.	44 57	
										212 H UNLV	58 49	
										221 N East Carolina	63 71	
										226 H Howard	72 63	
										255 H N.C. A&T	44 58	
										267 H Norfolk St.	50 57	
										275 H Winthrop	50 58	
										293 A Col. of Charleston	51 75	
										303 A Morgan St.	51 62	
										318 A Coppin St.	75 59	
										331 H Charleston So.	67 58	
										334 A Western Caro.	54 39	
										336 A Presbyterian	57 48	
										338 H USC Upstate	71 66	
										349 A Savannah St.	71 60	
LAST 12 Division I GAMES:												
176	A	UMES	43 63	212	H	UNLV	58 49					
349	A	Savannah St.	71 60	255	H	N.C. A&T	44 58					
267	H	Norfolk St.	50 57	334	A	Western Caro.	54 39					
226	H	Howard	72 63	221	N	East Carolina	63 71					
318	A	Coppin St.	75 59	107	N	Wake Forest	44 58					
303	A	Morgan St.	51 62	275	H	Winthrop	50 58					

Non-Div I Games: Voorhees 88 61 UNKNOWN 67 51

Average RPI Win:	182	WON-LOST	WINNING	LAST 10	STRENGTH OF	OPP. STRENGTH	TEAM	ADJ.	CONF.	ADJ CONF.
Average RPI Loss:	74	RECORD	PCT. RANK	GAMES	SCHEDULE	OF SCHEDULE	RPI	RPI	RPI	RPI
DIV. I ONLY	18- 3	13	1- 0	171	95	36	36	18	18	
DIV. I NON-CONF.	10- 2	37	0- 0	48	14	14	14	17	17	
TOTALS	RPI 1-25	RPI 26-50	W-L RECORDS	RPI 51-100	RPI 101-150	RPI 150+				
18- 3	1- 1	2- 1	OVERALL	3- 0	2- 0	10- 1				
6- 0	1- 0	1- 0	HOME	1- 0	0- 0	3- 0				
9- 2	0- 1	1- 0	AWAY	2- 0	1- 0	5- 1				
3- 1	0- 0	0- 1	NEUTRAL	0- 0	1- 0	2- 0				
10- 2	1- 1	1- 1	NON-CONFERENCE	3- 0	2- 0	3- 0				
3- 0	1- 0	0- 0	HOME	1- 0	0- 0	1- 0				
4- 1	0- 1	1- 0	AWAY	2- 0	1- 0	0- 0				
3- 1	0- 0	0- 1	NEUTRAL	0- 0	1- 0	2- 0				
8- 1	0- 0	1- 0	CONFERENCE	0- 0	0- 0	7- 1				
3- 0	0- 0	1- 0	HOME	0- 0	0- 0	2- 0				
5- 1	0- 0	0- 0	AWAY	0- 0	0- 0	5- 1				
0- 0	0- 0	0- 0	NEUTRAL	0- 0	0- 0	0- 0				

RPI 1-25				RPI 26-50				Team's RPI: 36				RPI 51-100				RPI 101+			
RPI	S	Opponent	Score	RPI	S	Opponent	Score	RPI	S	Opponent	Score	RPI	S	Opponent	Score	RPI	S	Opponent	Score
10	H	Iowa St.	64 59	27	H	South Dakota St.	105 98	70	H	Green Bay	55 49	110	N	Loyola Marymount	67 40				
19	A	Drake	64 76	33	N	Indiana	60 68	80	A	Missouri St.	85 74	147	A	Montana	64 41				
				35	A	Missouri	74 61	99	A	Creighton	77 65	169	A	Denver	99 104				
												181	N	Grambling	67 53				
												184	A	Oral Roberts	76 72				
												232	A	North Dakota	80 50				
												236	H	Western Ill.	92 49				
												261	N	Wichita St.	73 64				
												305	A	North Dakota St.	67 41				
												311	A	Omaha	80 49				
												323	H	Incarnate Word	96 43				
												331	A	Purdue Fort Wayne	71 49				
												331	H	Purdue Fort Wayne	69 51				
LAST 12 Division I GAMES:																			
236	H	Western Ill.	92 49	331	A	Purdue Fort Wayne	71 49												
232	A	North Dakota	80 50	169	A	Denver	99 104												
311	A	Omaha	80 49	305	A	North Dakota St.	67 41												
184	A	Oral Roberts	76 72	33	N	Indiana	60 68												
331	H	Purdue Fort Wayne	69 51	110	N	Loyola Marymount	67 40												
27	H	South Dakota St.	105 98	181	N	Grambling	67 53												

Non-Div I Games: Bellevue 79 40 St. Mary (NE) 112 52

South Dakota

Loss, Non-Conf, S Site, H Home A Away N Neutral

Average RPI Win:	178	WON-LOST	WINNING	LAST 10	STRENGTH OF	OPP. STRENGTH	TEAM	ADJ.	CONF.	ADJ CONF.
Average RPI Loss:	21	RECORD	PCT. RANK	GAMES	SCHEDULE	OF SCHEDULE	RPI	RPI	RPI	RPI
DIV. I ONLY	17- 6	55	1- 0	47	90	27	27	18	18	
DIV. I NON-CONF.	8- 5	120	0- 0	7	7	16	16	17	17	
TOTALS	RPI 1-25	RPI 26-50	W-L RECORDS	RPI 51-100	RPI 101-150	RPI 150+				
17- 6	2- 3	0- 3	OVERALL	3- 0	2- 0	10- 0				
9- 1	1- 1	0- 0	HOME	3- 0	0- 0	5- 0				
8- 3	1- 1	0- 2	AWAY	0- 0	2- 0	5- 0				
0- 2	0- 1	0- 1	NEUTRAL	0- 0	0- 0	0- 0				
8- 5	2- 3	0- 2	NON-CONFERENCE	3- 0	2- 0	1- 0				
5- 1	1- 1	0- 0	HOME	3- 0	0- 0	1- 0				
3- 2	1- 1	0- 1	AWAY	0- 0	2- 0	0- 0				
0- 2	0- 1	0- 1	NEUTRAL	0- 0	0- 0	0- 0				
9- 1	0- 0	0- 1	CONFERENCE	0- 0	0- 0	9- 0				
4- 0	0- 0	0- 0	HOME	0- 0	0- 0	4- 0				
5- 1	0- 0	0- 1	AWAY	0- 0	0- 0	5- 0				
0- 0	0- 0	0- 0	NEUTRAL	0- 0	0- 0	0- 0				

RPI 1-25				RPI 26-50				Team's RPI: 27				RPI 51-100				RPI 101+			
RPI	S	Opponent	Score	RPI	S	Opponent	Score	RPI	S	Opponent	Score	RPI	S	Opponent	Score	RPI	S	Opponent	Score
3	N	Baylor	66 72	26	N	Buffalo	55 61	70	H	Green Bay	77 47	130	A	Chattanooga	71 54				
4	H	Oregon	79 87	36	A	South Dakota	98 105	92	H	FGCU	80 62	132	A	Montana St.	88 67				
11	A	Marquette	52 91	46	A	Wyoming	70 77	99	H	Creighton	74 48	169	A	Denver	83 67				
19	H	Drake	80 71									169	H	Denver	76 59				
21	A	Central Mich.	80 71									184	A	Oral Roberts	74 65				
												184	H	Oral Roberts	68 55				
												232	A	North Dakota	66 48				
												236	A	Western Ill.	93 84				
												305	H	North Dakota St.	86 33				
												311	H	Omaha	81 47				
												331	A	Purdue Fort Wayne	85 52				
												349	H	Savannah St.	97 49				
LAST 12 Division I GAMES:																			
169	A	Denver	83 67	184	A	Oral Roberts	74 65												
311	H	Omaha	81 47	36	A	South Dakota	98 105												
305	H	North Dakota St.	86 33	331	A	Purdue Fort Wayne	85 52												
232	A	North Dakota	66 48	236	A	Western Ill.	93 84												
184	H	Oral Roberts	68 55	46	A	Wyoming	70 77												
169	H	Denver	76 59	132	A	Montana St.	88 67												

Non-Div I Games:

South Dakota St.

Average RPI Win:	187	WON-LOST	WINNING	LAST 10	STRENGTH OF	OPP. STRENGTH	TEAM	ADJ.	CONF.	ADJ CONF.
Average RPI Loss:	85	RECORD	PCT. RANK	GAMES	SCHEDULE	OF SCHEDULE	RPI	RPI	RPI	RPI
DIV. I ONLY	11- 10	158	0- 1	146	45	157	157	9	9	
DIV. I NON-CONF.	9- 5	105	0- 0	232	16	149	149	9	9	
TOTALS	RPI 1-25	RPI 26-50	W-L RECORDS	RPI 51-100	RPI 101-150	RPI 150+				
11- 10	0- 2	1- 2	OVERALL	0- 3	3- 1	7- 2				
8- 3	0- 1	0- 0	HOME	0- 1	2- 0	6- 1				
2- 3	0- 1	0- 0	AWAY	0- 1	1- 0	1- 1				
1- 4	0- 0	1- 2	NEUTRAL	0- 1	0- 1	0- 0				
9- 5	0- 0	1- 2	NON-CONFERENCE	0- 2	2- 1	6- 0				
7- 0	0- 0	0- 0	HOME	0- 0	1- 0	6- 0				
1- 1	0- 0	0- 0	AWAY	0- 1	1- 0	0- 0				
1- 4	0- 0	1- 2	NEUTRAL	0- 1	0- 1	0- 0				
2- 5	0- 2	0- 0	CONFERENCE	0- 1	1- 0	1- 2				
1- 3	0- 1	0- 0	HOME	0- 1	1- 0	0- 1				
1- 2	0- 1	0- 0	AWAY	0- 0	0- 0	1- 1				
0- 0	0- 0	0- 0	NEUTRAL	0- 0	0- 0	0- 0				

RPI	S	Opponent	Score	RPI	S	Opponent	Score	RPI	S	Opponent	Score	RPI	S	Opponent	Score	Team's RPI: 157
7	A	UConn	46 63	29	N	North Carolina	69 71	58	A	LSU	49 78	101	A	Ohio St.	71 47	
15	H	UCF	49 62	30	N	Kentucky	63 85	87	H	Cincinnati	56 57	105	N	Virginia	67 74	
				48	N	UCLA	60 56	99	N	Creighton	76 83	122	H	Tulane	73 46	
												145	H	Oklahoma	87 70	
												178	H	George Washington	63 30	
												181	H	Grambling	67 50	
												185	A	Temple	63 53	
												203	A	SMU	44 46	
												213	H	Memphis	40 47	
												238	H	Albany (NY)	74 37	
												259	H	Bethune-Cookman	88 39	
												271	H	Vermont	102 55	
												325	H	New Hampshire	79 36	
LAST 12 Division I GAMES:																
203	A	SMU	44 46	87	H	Cincinnati	56 57									
213	H	Memphis	40 47	58	A	LSU	49 78									
122	H	Tulane	73 46	105	N	Virginia	67 74									
7	A	UConn	46 63	99	N	Creighton	76 83									
15	H	UCF	49 62	271	H	Vermont	102 55									
185	A	Temple	63 53	181	H	Grambling	67 50									

Non-Div I Games:

South Fla.

■ Loss,
 ■ Non-Conf, S Site,
 ■ Home
 ■ Away
 N Neutral

Average RPI Win:	279	WON-LOST	WINNING	LAST 10	STRENGTH OF	OPP. STRENGTH	TEAM	ADJ.	CONF.	ADJ CONF.
Average RPI Loss:	161	RECORD	PCT. RANK	GAMES	SCHEDULE	OF SCHEDULE	RPI	RPI	RPI	RPI
DIV. I ONLY	8- 11	221	0- 1	232	287	218	218	21	21	
DIV. I NON-CONF.	3- 6	241	0- 0	156	299	209	209	20	20	
TOTALS	RPI 1-25	RPI 26-50	W-L RECORDS	RPI 51-100	RPI 101-150	RPI 150+				
8- 11	0- 1	0- 0	OVERALL	0- 1	0- 2	8- 7				
4- 3	0- 0	0- 0	HOME	0- 0	0- 1	4- 2				
4- 7	0- 1	0- 0	AWAY	0- 1	0- 1	4- 4				
0- 1	0- 0	0- 0	NEUTRAL	0- 0	0- 0	0- 1				
3- 6	0- 1	0- 0	NON-CONFERENCE	0- 0	0- 0	3- 5				
1- 1	0- 0	0- 0	HOME	0- 0	0- 0	1- 1				
2- 4	0- 1	0- 0	AWAY	0- 0	0- 0	2- 3				
0- 1	0- 0	0- 0	NEUTRAL	0- 0	0- 0	0- 1				
5- 5	0- 0	0- 0	CONFERENCE	0- 1	0- 2	5- 2				
3- 2	0- 0	0- 0	HOME	0- 0	0- 1	3- 1				
2- 3	0- 0	0- 0	AWAY	0- 1	0- 1	2- 1				
0- 0	0- 0	0- 0	NEUTRAL	0- 0	0- 0	0- 0				

RPI 1-25			RPI 26-50			RPI 51-100			RPI 101+			Team's RPI: 218
RPI	S	Opponent	Score	RPI	S	Opponent	Score	RPI	S	Opponent	Score	
8	A	Mississippi St.	53 88					60	A	Belmont	57 91	
								118	A	Morehead St.	54 82	
								134	H	UT Martin	73 80	
								155	N	North Ala.	67 80	
								158	A	Southern Ill.	40 60	
								170	A	Bradley	79 85	
								173	H	Indiana St.	51 62	
								213	A	Memphis	57 69	
								233	A	SIUE	62 52	
								233	H	SIUE	63 58	
								236	H	Western Ill.	81 71	
								278	H	Eastern Ill.	72 57	
								283	H	Austin Peay	64 54	
								288	H	Murray St.	59 64	
								290	A	Tennessee St.	59 62	
								308	A	NJIT	68 58	
								322	A	Eastern Ky.	52 42	
								337	A	Evansville	54 50	
LAST 12 Division I GAMES:												
60	A	Belmont	57 91	290	A	Tennessee St.	59 62					
278	H	Eastern Ill.	72 57	283	H	Austin Peay	64 54					
233	H	SIUE	63 58	134	H	UT Martin	73 80					
322	A	Eastern Ky.	52 42	233	A	SIUE	62 52					
118	A	Morehead St.	54 82	213	A	Memphis	57 69					
288	H	Murray St.	59 64	337	A	Evansville	54 50					

Non-Div I Games: Ill.-Springfield 82 46 Harris-Stowe 80 65

Southeast Mo. St.

Loss, Non-Conf, S Site, H Home A Away N Neutral

Average RPI Win:	280	WON-LOST	WINNING	LAST 10	STRENGTH OF	OPP. STRENGTH	TEAM	ADJ.	CONF.	ADJ CONF.
Average RPI Loss:	181	RECORD	PCT. RANK	GAMES	SCHEDULE	OF SCHEDULE	RPI	RPI	RPI	RPI
DIV. I ONLY	7- 11	237	0- 1	309	299	274	274	26	26	
DIV. I NON-CONF.	4- 5	190	0- 0	306	278	229	229	23	23	
TOTALS	RPI 1-25	RPI 26-50	W-L RECORDS	RPI 51-100	RPI 101-150	RPI 150+				
7- 11	0- 0	0- 0	OVERALL	0- 3	0- 1	7- 7				
4- 3	0- 0	0- 0	HOME	0- 1	0- 0	4- 2				
3- 8	0- 0	0- 0	AWAY	0- 2	0- 1	3- 5				
0- 0	0- 0	0- 0	NEUTRAL	0- 0	0- 0	0- 0				
4- 5	0- 0	0- 0	NON-CONFERENCE	0- 1	0- 1	4- 3				
1- 1	0- 0	0- 0	HOME	0- 0	0- 0	1- 1				
3- 4	0- 0	0- 0	AWAY	0- 1	0- 1	3- 2				
0- 0	0- 0	0- 0	NEUTRAL	0- 0	0- 0	0- 0				
3- 6	0- 0	0- 0	CONFERENCE	0- 2	0- 0	3- 4				
3- 2	0- 0	0- 0	HOME	0- 1	0- 0	3- 1				
0- 4	0- 0	0- 0	AWAY	0- 1	0- 0	0- 3				
0- 0	0- 0	0- 0	NEUTRAL	0- 0	0- 0	0- 0				

RPI 1-25				RPI 26-50				RPI 51-100				RPI 101+				Team's RPI: 274	
RPI	S	Opponent	Score	RPI	S	Opponent	Score	RPI	S	Opponent	Score	RPI	S	Opponent	Score		
								58	A	LSU	52	72	111	A	Alabama	40	88
								63	H	SFA	51	62	154	A	Louisiana Tech	53	72
								72	A	Lamar University	54	94	159	H	Abilene Christian	74	71
													186	H	Southern Miss.	52	59
													191	H	Nicholls St.	66	73
													203	A	SMU	63	62
													207	A	Sam Houston St.	63	94
													292	H	Central Ark.	62	53
													299	A	Alabama A&M	48	51
													302	A	Jackson St.	50	45
													313	H	La.-Monroe	49	42
													314	A	McNeese	56	62
													335	A	Northwestern St.	47	58
													339	H	Houston Baptist	73	65
													350	A	Alcorn	77	59
LAST 12 Division I GAMES:																	
				207	A	Sam Houston St.	63	94		191	H	Nicholls St.	66	73			
				335	A	Northwestern St.	47	58		292	H	Central Ark.	62	53			
				339	H	Houston Baptist	73	65		63	H	SFA	51	62			
				314	A	McNeese	56	62		58	A	LSU	52	72			
				72	A	Lamar University	54	94		186	H	Southern Miss.	52	59			
				159	H	Abilene Christian	74	71		313	H	La.-Monroe	49	42			

Non-Div I Games: Mobile 70 57 Xavier (LA) 47 59

Southeastern La.

Loss, Non-Conf, S Site, H Home A Away N Neutral

Southern California

Through Games Of Feb. 2, 2019

Average RPI Win:	176	WON-LOST	WINNING	LAST 10	STRENGTH OF	OPP. STRENGTH	TEAM	ADJ.	CONF.	ADJ CONF.
Average RPI Loss:	28	RECORD	PCT. RANK	GAMES	SCHEDULE	OF SCHEDULE	RPI	RPI	RPI	RPI
DIV. I ONLY	12- 8	116	1- 0	49	38	50	50	2	2	
DIV. I NON-CONF.	10- 1	17	0- 0	174	184	29	29	2	2	
TOTALS	RPI 1-25	RPI 26-50	W-L RECORDS	RPI 51-100	RPI 101-150	RPI 150+				
12- 8	0- 5	1- 2	OVERALL	0- 1	4- 0	7- 0				
6- 3	0- 1	0- 2	HOME	0- 0	3- 0	3- 0				
5- 5	0- 4	1- 0	AWAY	0- 1	1- 0	3- 0				
1- 0	0- 0	0- 0	NEUTRAL	0- 0	0- 0	1- 0				
10- 1	0- 1	0- 0	NON-CONFERENCE	0- 0	3- 0	7- 0				
5- 0	0- 0	0- 0	HOME	0- 0	2- 0	3- 0				
4- 1	0- 1	0- 0	AWAY	0- 0	1- 0	3- 0				
1- 0	0- 0	0- 0	NEUTRAL	0- 0	0- 0	1- 0				
2- 7	0- 4	1- 2	CONFERENCE	0- 1	1- 0	0- 0				
1- 3	0- 1	0- 2	HOME	0- 0	1- 0	0- 0				
1- 4	0- 3	1- 0	AWAY	0- 1	0- 0	0- 0				
0- 0	0- 0	0- 0	NEUTRAL	0- 0	0- 0	0- 0				

RPI 1-25				RPI 26-50				Team's RPI: 50	RPI 51-100				RPI 101+			
RPI	S	Opponent	Score	RPI	S	Opponent	Score		RPI	S	Opponent	Score	RPI	S	Opponent	Score
4	H	Oregon	53 93	38	H	Oregon St.	52 76		71	A	Arizona	68 71	112	A	UT Arlington	73 61
5	A	Stanford	64 72	48	A	UCLA	72 67						128	H	Fresno St.	62 61
16	A	Arizona St.	59 68	48	H	UCLA	65 72						129	H	Washington	82 57
20	A	Texas A&M	51 71										146	H	CSUN	58 42
23	A	California	59 66										172	H	UC Riverside	73 55
													174	H	Santa Clara	77 46
													195	N	Utah St.	55 46
													212	A	UNLV	86 72
													240	A	Nevada	72 51
													248	A	Long Beach St.	86 50
													306	H	UC Santa Barbara	82 39
LAST 12 Division I GAMES:																
16	A	Arizona St.	59 68	129	H	Washington	82 57									
71	A	Arizona	68 71	5	A	Stanford	64 72									
48	A	UCLA	72 67	48	H	UCLA	65 72									
38	H	Oregon St.	52 76	112	A	UT Arlington	73 61									
4	H	Oregon	53 93	20	A	Texas A&M	51 71									
23	A	California	59 66	146	H	CSUN	58 42									

Non-Div I Games:

Southern California

■ Loss,
 ■ Non-Conf,
 ■ S Site,
 ■ Home
 ■ Away
 N Neutral

Average RPI Win:	218	WON-LOST	WINNING	LAST 10	STRENGTH OF	OPP. STRENGTH	TEAM	ADJ.	CONF.	ADJ CONF.
Average RPI Loss:	130	RECORD	PCT. RANK	GAMES	SCHEDULE	OF SCHEDULE	RPI	RPI	RPI	RPI
DIV. I ONLY	10- 9	151	0- 1	139	217	158	158	12	12	
DIV. I NON-CONF.	7- 4	109	0- 0	113	207	87	87	14	14	
TOTALS	RPI 1-25	RPI 26-50	W-L RECORDS	RPI 51-100	RPI 101-150	RPI 150+				
10- 9	0- 1	0- 0	OVERALL	2- 2	1- 2	7- 4				
8- 1	0- 0	0- 0	HOME	1- 0	1- 0	6- 1				
1- 7	0- 0	0- 0	AWAY	0- 2	0- 2	1- 3				
1- 1	0- 1	0- 0	NEUTRAL	1- 0	0- 0	0- 0				
7- 4	0- 1	0- 0	NON-CONFERENCE	2- 0	1- 2	4- 1				
5- 0	0- 0	0- 0	HOME	1- 0	1- 0	3- 0				
1- 3	0- 0	0- 0	AWAY	0- 0	0- 2	1- 1				
1- 1	0- 1	0- 0	NEUTRAL	1- 0	0- 0	0- 0				
3- 5	0- 0	0- 0	CONFERENCE	0- 2	0- 0	3- 3				
3- 1	0- 0	0- 0	HOME	0- 0	0- 0	3- 1				
0- 4	0- 0	0- 0	AWAY	0- 2	0- 0	0- 2				
0- 0	0- 0	0- 0	NEUTRAL	0- 0	0- 0	0- 0				

RPI 1-25				RPI 26-50				RPI 51-100				RPI 101+ Team's RPI: 158			
RPI	S	Opponent	Score	RPI	S	Opponent	Score	RPI	S	Opponent	Score	RPI	S	Opponent	Score
16	N	Arizona St.	38 82					80	A	Missouri St.	51 66	117	A	Western Ky.	76 83
								81	A	UNI	53 65	131	H	IUPUI	78 73
								97	N	Hartford	72 50	134	A	UT Martin	94 95
								100	H	Northern Ill.	82 73	170	A	Bradley	53 58
												173	H	Indiana St.	58 61
												196	A	Illinois St.	52 60
												199	A	Saint Louis	58 62
												211	H	Loyola Chicago	74 63
												218	H	Southeast Mo. St.	60 40
												225	H	Marshall	58 49
												278	H	Eastern Ill.	73 59
												288	A	Murray St.	65 59
												291	H	Valparaiso	87 65
												337	H	Evansville	67 47
LAST 12 Division I GAMES:															
211	H	Loyola Chicago	74 63	81	A	UNI	53 65								
291	H	Valparaiso	87 65	337	H	Evansville	67 47								
170	A	Bradley	53 58	131	H	IUPUI	78 73								
196	A	Illinois St.	52 60	288	A	Murray St.	65 59								
80	A	Missouri St.	51 66	278	H	Eastern Ill.	73 59								
173	H	Indiana St.	58 61	100	H	Northern Ill.	82 73								

Non-Div I Games:

Southern Ill.

■ Loss,
 ■ Non-Conf,
 ■ S Site,
 ■ H Home
 ■ A Away
 N Neutral

Average RPI Win:	256	WON-LOST	WINNING	LAST 10	STRENGTH OF	OPP. STRENGTH	TEAM	ADJ.	CONF.	ADJ CONF.
Average RPI Loss:	102	RECORD	PCT. RANK	GAMES	SCHEDULE	OF SCHEDULE	RPI	RPI	RPI	RPI
DIV. I ONLY	11- 10	158	1- 0	153	243	186	186	14	14	
DIV. I NON-CONF.	6- 5	143	0- 0	262	302	238	238	19	19	
TOTALS	RPI 1-25	RPI 26-50	W-L RECORDS	RPI 51-100	RPI 101-150	RPI 150+				
11- 10	0- 1	0- 1	OVERALL	0- 3	1- 3	10- 2				
8- 6	0- 1	0- 1	HOME	0- 2	0- 0	8- 2				
3- 4	0- 0	0- 0	AWAY	0- 1	1- 3	2- 0				
0- 0	0- 0	0- 0	NEUTRAL	0- 0	0- 0	0- 0				
6- 5	0- 1	0- 0	NON-CONFERENCE	0- 1	0- 2	6- 1				
5- 3	0- 1	0- 0	HOME	0- 1	0- 0	5- 1				
1- 2	0- 0	0- 0	AWAY	0- 0	0- 2	1- 0				
0- 0	0- 0	0- 0	NEUTRAL	0- 0	0- 0	0- 0				
5- 5	0- 0	0- 1	CONFERENCE	0- 2	1- 1	4- 1				
3- 3	0- 0	0- 1	HOME	0- 1	0- 0	3- 1				
2- 2	0- 0	0- 0	AWAY	0- 1	1- 1	1- 0				
0- 0	0- 0	0- 0	NEUTRAL	0- 0	0- 0	0- 0				

RPI 1-25			RPI 26-50			RPI 51-100			RPI 101+ Team's RPI: 186		
RPI	S	Opponent	Score	RPI	S	Opponent	Score	RPI	S	Opponent	Score
8	H	Mississippi St.	42 86	39	H	Rice	47 58	59	A	Middle Tenn.	49 66
								64	H	Old Dominion	50 53
								96	H	Houston	44 61
								108	A	South Alabama	68 77
								117	A	Western Ky.	69 56
								122	A	Tulane	54 71
								141	A	UAB	60 71
								156	H	Charlotte	65 54
								177	H	North Texas	48 62
								181	H	Grambling	68 47
								207	H	Sam Houston St.	61 65
								225	A	Marshall	64 52
								258	H	Samford	76 40
								274	A	Southeastern La.	59 52
								289	H	Fla. Atlantic	67 45
								316	H	FIU	71 57
								320	H	Mississippi Val.	67 60
								335	H	Northwestern St.	69 54
								350	H	Alcorn	66 47
LAST 12 Division I GAMES:											
316	H	FIU	71 57	289	H	Fla. Atlantic	67 45				
225	A	Marshall	64 52	59	A	Middle Tenn.	49 66				
117	A	Western Ky.	69 56	177	H	North Texas	48 62				
64	H	Old Dominion	50 53	39	H	Rice	47 58				
156	H	Charlotte	65 54	96	H	Houston	44 61				
141	A	UAB	60 71	274	A	Southeastern La.	59 52				

Non-Div I Games: William Carey 74 48 Blue Mountain (MS) 84 38

Southern Miss.

Loss, Non-Conf, S Site, H Home A Away N Neutral

Average RPI Win:	292	WON-LOST	WINNING	LAST 10	STRENGTH OF	OPP. STRENGTH	TEAM	ADJ.	CONF.	ADJ CONF.
Average RPI Loss:	92	RECORD	PCT. RANK	GAMES	SCHEDULE	OF SCHEDULE	RPI	RPI	RPI	RPI
DIV. I ONLY	7- 9	211	0- 0	191	191	179	179	29	29	
DIV. I NON-CONF.	0- 7	336	0- 0	2	5	178	178	27	27	
TOTALS	RPI 1-25	RPI 26-50	W-L RECORDS	RPI 51-100	RPI 101-150	RPI 150+				
7- 9	0- 2	0- 1	OVERALL	0- 2	0- 2	7- 2				
3- 2	0- 0	0- 0	HOME	0- 0	0- 1	3- 1				
4- 7	0- 2	0- 1	AWAY	0- 2	0- 1	4- 1				
0- 0	0- 0	0- 0	NEUTRAL	0- 0	0- 0	0- 0				
0- 7	0- 2	0- 1	NON-CONFERENCE	0- 2	0- 2	0- 0				
0- 1	0- 0	0- 0	HOME	0- 0	0- 1	0- 0				
0- 6	0- 2	0- 1	AWAY	0- 2	0- 1	0- 0				
0- 0	0- 0	0- 0	NEUTRAL	0- 0	0- 0	0- 0				
7- 2	0- 0	0- 0	CONFERENCE	0- 0	0- 0	7- 2				
3- 1	0- 0	0- 0	HOME	0- 0	0- 0	3- 1				
4- 1	0- 0	0- 0	AWAY	0- 0	0- 0	4- 1				
0- 0	0- 0	0- 0	NEUTRAL	0- 0	0- 0	0- 0				

RPI 1-25				RPI 26-50				RPI 51-100				RPI 101+ Team's RPI: 179			
RPI	S	Opponent	Score	RPI	S	Opponent	Score	RPI	S	Opponent	Score	RPI	S	Opponent	Score
3	A	Baylor	49 94	30	A	Kentucky	41 91	53	A	TCU	40 69	108	H	South Alabama	49 53
16	A	Arizona St.	47 69					62	A	Michigan	35 76	142	A	Texas Tech	58 76
												181	A	Grambling	86 81
												198	H	Prairie View	54 55
												219	A	Alabama St.	61 78
												247	H	Texas Southern	63 61
												299	A	Alabama A&M	54 50
												302	A	Jackson St.	76 74
												320	H	Mississippi Val.	74 67
												345	H	Ark.-Pine Bluff	73 41
												350	A	Alcorn	75 54
LAST 12 Division I GAMES:															
219	A	Alabama St.	61 78	350	A	Alcorn	75 54	247	H	Texas Southern	63 61	198	H	Prairie View	54 55
299	A	Alabama A&M	54 50	62	A	Michigan	35 76	142	A	Texas Tech	58 76	62	A	Michigan	35 76
320	H	Mississippi Val.	74 67	181	A	Grambling	86 81	53	A	TCU	40 69	142	A	Texas Tech	58 76
345	H	Ark.-Pine Bluff	73 41									53	A	TCU	40 69
302	A	Jackson St.	76 74												

Non-Div I Games: Dillard 61 63 Wiley 89 58 Louisiana Col. 77 53 Millsaps 71 36 Southern U.

Southern Utah

Through Games Of Feb. 2, 2019

Average RPI Win:	221	WON-LOST	WINNING	LAST 10	STRENGTH OF	OPP. STRENGTH	TEAM	ADJ.	CONF.	ADJ CONF.
Average RPI Loss:	146	RECORD	PCT. RANK	GAMES	SCHEDULE	OF SCHEDULE	RPI	RPI	RPI	RPI
DIV. I ONLY	6- 14	273	0- 1	137	224	257	257	16	16	
DIV. I NON-CONF.	3- 6	241	0- 1	45	286	195	195	12	12	
TOTALS	RPI 1-25	RPI 26-50	W-L RECORDS	RPI 51-100	RPI 101-150	RPI 150+				
6- 14	0- 0	1- 0	OVERALL	0- 4	0- 3	5- 7				
5- 5	0- 0	1- 0	HOME	0- 2	0- 1	4- 2				
1- 9	0- 0	0- 0	AWAY	0- 2	0- 2	1- 5				
0- 0	0- 0	0- 0	NEUTRAL	0- 0	0- 0	0- 0				
3- 6	0- 0	1- 0	NON-CONFERENCE	0- 2	0- 0	2- 4				
3- 1	0- 0	1- 0	HOME	0- 0	0- 0	2- 1				
0- 5	0- 0	0- 0	AWAY	0- 2	0- 0	0- 3				
0- 0	0- 0	0- 0	NEUTRAL	0- 0	0- 0	0- 0				
3- 8	0- 0	0- 0	CONFERENCE	0- 2	0- 3	3- 3				
2- 4	0- 0	0- 0	HOME	0- 2	0- 1	2- 1				
1- 4	0- 0	0- 0	AWAY	0- 0	0- 2	1- 2				
0- 0	0- 0	0- 0	NEUTRAL	0- 0	0- 0	0- 0				

RPI S	Opponent	Score	RPI S	Opponent	Score	RPI S	Opponent	Score	RPI S	Opponent	Score	Team's RPI: 257
			32 H	BYU	67 64	57 A	Boise St.	53 88	116 H	Northern Colo.	44 71	
						73 H	Idaho St.	57 69	132 A	Montana St.	64 69	
						78 A	UC Davis	45 68	147 A	Montana	57 79	
						98 H	Idaho	70 82	152 A	UC Irvine	58 75	
									164 A	Portland St.	49 63	
									169 H	Denver	70 71	
									172 A	UC Riverside	50 56	
									184 A	Oral Roberts	59 64	
									197 H	Eastern Wash.	73 63	
									235 A	Sacramento St.	76 77	
									254 H	San Diego	69 59	
									266 A	Northern Ariz.	82 76	
									266 H	Northern Ariz.	69 78	
									268 H	Utah Valley	60 59	
									307 H	Weber St.	84 79	
LAST 12 Division I GAMES:												
			98 H	Idaho	70 82	172 A	UC Riverside	50 56				
			197 H	Eastern Wash.	73 63	266 A	Northern Ariz.	82 76				
			266 H	Northern Ariz.	69 78	307 H	Weber St.	84 79				
			116 H	Northern Colo.	44 71	73 H	Idaho St.	57 69				
			235 A	Sacramento St.	76 77	147 A	Montana	57 79				
			164 A	Portland St.	49 63	132 A	Montana St.	64 69				

Non-Div I Games:

Southern Utah

■ Loss,
■ Non-Conf,
■ S Site,
■ H Home
■ A Away
N Neutral

St. Bonaventure

Through Games Of Feb. 2, 2019

Average RPI Win:	228	WON-LOST	WINNING	LAST 10	STRENGTH OF	OPP. STRENGTH	TEAM	ADJ.	CONF.	ADJ CONF.
Average RPI Loss:	140	RECORD	PCT. RANK	GAMES	SCHEDULE	OF SCHEDULE	RPI	RPI	RPI	RPI
DIV. I ONLY	6- 14	273	1- 0	121	168	206	206	17	17	
DIV. I NON-CONF.	3- 10	278	0- 0	95	177	228	228	16	16	
TOTALS	RPI 1-25	RPI 26-50	W-L RECORDS	RPI 51-100	RPI 101-150	RPI 150+				
6- 14	0- 0	0- 3	OVERALL	0- 1	0- 5	6- 5				
2- 6	0- 0	0- 1	HOME	0- 1	0- 2	2- 2				
4- 7	0- 0	0- 1	AWAY	0- 0	0- 3	4- 3				
0- 1	0- 0	0- 1	NEUTRAL	0- 0	0- 0	0- 0				
3- 10	0- 0	0- 3	NON-CONFERENCE	0- 1	0- 3	3- 3				
2- 3	0- 0	0- 1	HOME	0- 1	0- 0	2- 1				
1- 6	0- 0	0- 1	AWAY	0- 0	0- 3	1- 2				
0- 1	0- 0	0- 1	NEUTRAL	0- 0	0- 0	0- 0				
3- 4	0- 0	0- 0	CONFERENCE	0- 0	0- 2	3- 2				
0- 3	0- 0	0- 0	HOME	0- 0	0- 2	0- 1				
3- 1	0- 0	0- 0	AWAY	0- 0	0- 0	3- 1				
0- 0	0- 0	0- 0	NEUTRAL	0- 0	0- 0	0- 0				

RPI S	Opponent	Score	RPI S	Opponent	Score	RPI S	Opponent	Score	RPI S	Opponent	Score	Team's RPI: 206
26	A Buffalo	43 90	74	H Kent St.	64 76	106	A Penn St.	65 80				
44	N Ohio	53 70				109	A Georgia	40 67				
49	H Bucknell	46 77				114	H Dayton	49 62				
						148	H Duquesne	54 60				
						150	A Akron	58 67				
						169	A Denver	62 76				
						194	A George Mason	68 57				
						199	H Saint Louis	45 62				
						200	A Rhode Island	84 68				
						202	A Massachusetts	64 63				
						231	H Hofstra	59 67				
						237	A Niagara	76 48				
						251	A Cornell	44 58				
						265	H Siena	74 58				
						270	H Canisius	100 94				
						285	A Saint Joseph's	41 66				
LAST 12 Division I GAMES:												
202	A Massachusetts	64 63	200	A Rhode Island	84 68							
199	H Saint Louis	45 62	251	A Cornell	44 58							
114	H Dayton	49 62	26	A Buffalo	43 90							
285	A Saint Joseph's	41 66	74	H Kent St.	64 76							
194	A George Mason	68 57	106	A Penn St.	65 80							
148	H Duquesne	54 60	265	H Siena	74 58							

Non-Div I Games:

St. Bonaventure

■ Loss,
 ■ Non-Conf,
 ■ S Site,
 ■ H Home
 ■ A Away
 N Neutral

Average RPI Win:	288	WON-LOST	WINNING	LAST 10	STRENGTH OF	OPP. STRENGTH	TEAM	ADJ.	CONF.	ADJ CONF.
Average RPI Loss:	210	RECORD	PCT. RANK	GAMES	SCHEDULE	OF SCHEDULE	RPI	RPI	RPI	RPI
DIV. I ONLY	11- 9	143	1- 0	338	343	256	256	31	31	
DIV. I NON-CONF.	5- 6	177	0- 0	311	318	277	277	31	31	
TOTALS	RPI 1-25	RPI 26-50	W-L RECORDS	RPI 51-100	RPI 101-150	RPI 150+				
11- 9	0- 0	0- 0	OVERALL	0- 1	1- 1	10- 7				
4- 4	0- 0	0- 0	HOME	0- 1	0- 0	4- 3				
6- 4	0- 0	0- 0	AWAY	0- 0	1- 1	5- 3				
1- 1	0- 0	0- 0	NEUTRAL	0- 0	0- 0	1- 1				
5- 6	0- 0	0- 0	NON-CONFERENCE	0- 1	1- 1	4- 4				
2- 2	0- 0	0- 0	HOME	0- 1	0- 0	2- 1				
2- 3	0- 0	0- 0	AWAY	0- 0	1- 1	1- 2				
1- 1	0- 0	0- 0	NEUTRAL	0- 0	0- 0	1- 1				
6- 3	0- 0	0- 0	CONFERENCE	0- 0	0- 0	6- 3				
2- 2	0- 0	0- 0	HOME	0- 0	0- 0	2- 2				
4- 1	0- 0	0- 0	AWAY	0- 0	0- 0	4- 1				
0- 0	0- 0	0- 0	NEUTRAL	0- 0	0- 0	0- 0				

RPI 1-25			RPI 26-50			RPI 51-100			RPI 101+			Team's RPI: 256
RPI	S	Opponent	Score	RPI	S	Opponent	Score	RPI	S	Opponent	Score	
						77 H Princeton	64 83			118 A Morehead St.	101 94	
										119 A Seton Hall	77 100	
										162 A Stony Brook	67 74	
										204 H Saint Francis (PA)	78 65	
										214 H Robert Morris	56 75	
										238 H Albany (NY)	60 67	
										241 A Sacred Heart	56 53	
										241 H Sacred Heart	66 68	
										244 A Mt. St. Mary's	75 78	
										291 N Valparaiso	76 78	
										295 A Loyola Maryland	75 70	
										298 A Bryant	60 55	
										300 A Army West Point	57 69	
										315 H Saint Peter's	74 70	
										326 H Manhattan	73 65	
										328 H Wagner	76 61	
										343 A Fairleigh Dickinson	64 53	
										344 N Chicago St.	110 73	
										351 A LIU Brooklyn	79 67	
LAST 12 Division I GAMES:												
244	A	Mt. St. Mary's	75 78	241	A	Sacred Heart	56 53					
343	A	Fairleigh Dickinson	64 53	298	A	Bryant	60 55					
351	A	LIU Brooklyn	79 67	328	H	Wagner	76 61					
241	H	Sacred Heart	66 68	162	A	Stony Brook	67 74					
204	H	Saint Francis (PA)	78 65	77	H	Princeton	64 83					
214	H	Robert Morris	56 75	238	H	Albany (NY)	60 67					

Non-Div I Games: Mercy 102 51

St. Francis Brooklyn

Average RPI Win:	207	WON-LOST	WINNING	LAST 10	STRENGTH OF	OPP. STRENGTH	TEAM	ADJ.	CONF.	ADJ CONF.
Average RPI Loss:	55	RECORD	PCT. RANK	GAMES	SCHEDULE	OF SCHEDULE	RPI	RPI	RPI	RPI
DIV. I ONLY	9- 12	214	0- 1	67	48	126	126	6	6	
DIV. I NON-CONF.	7- 4	109	0- 0	177	60	96	96	4	4	
TOTALS	RPI 1-25	RPI 26-50	W-L RECORDS	RPI 51-100	RPI 101-150	RPI 150+				
9- 12	0- 3	1- 5	OVERALL	1- 2	1- 2	6- 0				
3- 5	0- 1	0- 2	HOME	1- 2	1- 0	1- 0				
4- 6	0- 1	0- 3	AWAY	0- 0	0- 2	4- 0				
2- 1	0- 1	1- 0	NEUTRAL	0- 0	0- 0	1- 0				
7- 4	0- 2	1- 1	NON-CONFERENCE	1- 0	0- 1	5- 0				
2- 1	0- 1	0- 0	HOME	1- 0	0- 0	1- 0				
3- 2	0- 0	0- 1	AWAY	0- 0	0- 1	3- 0				
2- 1	0- 1	1- 0	NEUTRAL	0- 0	0- 0	1- 0				
2- 8	0- 1	0- 4	CONFERENCE	0- 2	1- 1	1- 0				
1- 4	0- 0	0- 2	HOME	0- 2	1- 0	0- 0				
1- 4	0- 1	0- 2	AWAY	0- 0	0- 1	1- 0				
0- 0	0- 0	0- 0	NEUTRAL	0- 0	0- 0	0- 0				

RPI 1-25			RPI 26-50			RPI 51-100			RPI 101+			Team's RPI: 126
RPI	S	Opponent	Score	RPI	S	Opponent	Score	RPI	S	Opponent	Score	Score
7	N	UConn	55 65	34	A	DePaul	64 73	91	H	Providence	66 67	102 H Georgetown 59 51
11	A	Marquette	73 83	40	H	Villanova	57 73	93	H	Yale	56 52	107 A Wake Forest 59 64
22	H	Florida St.	53 57	41	A	Butler	45 66	99	H	Creighton	63 65	119 A Seton Hall 67 77
				41	H	Butler	68 73					163 A Xavier 76 57
				42	N	Purdue	68 62					205 N Ole Miss 64 59
				47	A	James Madison	51 64					286 A La Salle 83 57
												300 A Army West Point 60 49
												329 A Iona 61 35
												347 H Delaware St. 82 44
LAST 12 Division I GAMES:												
40	H	Villanova	57 73	41	H	Butler	68 73					
102	H	Georgetown	59 51	41	A	Butler	45 66					
11	A	Marquette	73 83	163	A	Xavier	76 57					
34	A	DePaul	64 73	119	A	Seton Hall	67 77					
99	H	Creighton	63 65	47	A	James Madison	51 64					
91	H	Providence	66 67	286	A	La Salle	83 57					

Non-Div I Games:

St. John's (NY)

■ Loss,
■ Non-Conf,
■ S Site,
■ H Home
■ A Away
N Neutral

Average RPI Win:	93	WON-LOST	WINNING	LAST 10	STRENGTH OF	OPP. STRENGTH	TEAM	ADJ.	CONF.	ADJ CONF.
Average RPI Loss:	21	RECORD	PCT. RANK	GAMES	SCHEDULE	OF SCHEDULE	RPI	RPI	RPI	RPI
DIV. I ONLY	18- 3	13	1- 0	9	8	5	5	2	2	
DIV. I NON-CONF.	10- 1	17	0- 0	10	38	3	3	2	2	
TOTALS	RPI 1-25	RPI 26-50	W-L RECORDS	RPI 51-100	RPI 101-150	RPI 150+				
18- 3	3- 2	3- 1	OVERALL	5- 0	5- 0	2- 0				
10- 0	2- 0	2- 0	HOME	2- 0	3- 0	1- 0				
6- 3	1- 2	1- 1	AWAY	2- 0	1- 0	1- 0				
2- 0	0- 0	0- 0	NEUTRAL	1- 0	1- 0	0- 0				
10- 1	1- 1	1- 0	NON-CONFERENCE	4- 0	2- 0	2- 0				
5- 0	1- 0	0- 0	HOME	2- 0	1- 0	1- 0				
3- 1	0- 1	1- 0	AWAY	1- 0	0- 0	1- 0				
2- 0	0- 0	0- 0	NEUTRAL	1- 0	1- 0	0- 0				
8- 2	2- 1	2- 1	CONFERENCE	1- 0	3- 0	0- 0				
5- 0	1- 0	2- 0	HOME	0- 0	2- 0	0- 0				
3- 2	1- 1	0- 1	AWAY	1- 0	1- 0	0- 0				
0- 0	0- 0	0- 0	NEUTRAL	0- 0	0- 0	0- 0				

RPI	S	Opponent	Score	RPI	S	Opponent	Score	RPI	S	Opponent	Score	RPI	S	Opponent	Score
3	H	Baylor	68 63	26	A	Buffalo	62 55	56	A	Tennessee	95 85	103	N	American	71 49
12	A	Gonzaga	73 79	28	A	Utah	68 75	71	A	Arizona	78 48	115	H	Washington St.	85 64
16	A	Arizona St.	72 65	48	H	UCLA	86 80	78	H	UC Davis	71 43	129	H	Washington	91 54
23	A	California	80 81	50	H	Southern California	72 64	92	N	FGCU	88 65	138	A	Colorado	80 69
23	H	California	75 50					98	H	Idaho	115 71	146	H	CSUN	69 43
												227	H	San Francisco	96 62
												262	A	Hawaii	81 59
LAST 12 Division I GAMES:															
23	A	California	80 81	23	H	California	75 50								
28	A	Utah	68 75	16	A	Arizona St.	72 65								
138	A	Colorado	80 69	48	H	UCLA	86 80								
115	H	Washington St.	85 64	50	H	Southern California	72 64								
129	H	Washington	91 54	146	H	CSUN	69 43								
71	A	Arizona	78 48	26	A	Buffalo	62 55								

Non-Div I Games:

Stanford

Average RPI Win:	286	WON-LOST	WINNING	LAST 10	STRENGTH OF	OPP. STRENGTH	TEAM	ADJ.	CONF.	ADJ CONF.
Average RPI Loss:	124	RECORD	PCT. RANK	GAMES	SCHEDULE	OF SCHEDULE	RPI	RPI	RPI	RPI
DIV. I ONLY	9- 11	198	1- 0	242	221	230	230	24	24	
DIV. I NON-CONF.	3- 9	271	0- 0	112	173	265	265	26	26	
TOTALS	RPI 1-25	RPI 26-50	W-L RECORDS	RPI 51-100	RPI 101-150	RPI 150+				
9- 11	0- 1	0- 1	OVERALL	0- 3	0- 2	9- 4				
7- 2	0- 1	0- 0	HOME	0- 1	0- 0	7- 0				
2- 6	0- 0	0- 1	AWAY	0- 1	0- 1	2- 3				
0- 3	0- 0	0- 0	NEUTRAL	0- 1	0- 1	0- 1				
3- 9	0- 1	0- 1	NON-CONFERENCE	0- 3	0- 2	3- 2				
3- 2	0- 1	0- 0	HOME	0- 1	0- 0	3- 0				
0- 4	0- 0	0- 1	AWAY	0- 1	0- 1	0- 1				
0- 3	0- 0	0- 0	NEUTRAL	0- 1	0- 1	0- 1				
6- 2	0- 0	0- 0	CONFERENCE	0- 0	0- 0	6- 2				
4- 0	0- 0	0- 0	HOME	0- 0	0- 0	4- 0				
2- 2	0- 0	0- 0	AWAY	0- 0	0- 0	2- 2				
0- 0	0- 0	0- 0	NEUTRAL	0- 0	0- 0	0- 0				

RPI 1-25				RPI 26-50				RPI 51-100				RPI 101+ Team's RPI: 230			
RPI	S	Opponent	Score	RPI	S	Opponent	Score	RPI	S	Opponent	Score	RPI	S	Opponent	Score
15	H	UCF	55 78	31	A	Texas	46 65	56	A	Tennessee	55 65	111	A	Alabama	47 59
								83	H	Penn	53 75	149	N	Marist	69 76
								88	N	Wright St.	44 57	155	A	North Ala.	55 71
												160	A	Tulsa	54 55
												215	A	Jacksonville	69 56
												228	H	Liberty	69 52
												231	N	Hofstra	50 53
												232	H	North Dakota	74 63
												281	A	North Florida	57 71
												294	H	Kennesaw St.	76 69
												305	H	North Dakota St.	60 59
												308	H	NJIT	74 48
												324	A	Lipscomb	80 65
												324	H	Lipscomb	76 49
												348	H	Florida A&M	69 44
LAST 12 Division I GAMES:															
215	A	Jacksonville	69 56	294	H	Kennesaw St.	76 69								
324	H	Lipscomb	76 49	228	H	Liberty	69 52								
308	H	NJIT	74 48	83	H	Penn	53 75								
155	A	North Ala.	55 71	305	H	North Dakota St.	60 59								
281	A	North Florida	57 71	348	H	Florida A&M	69 44								
324	A	Lipscomb	80 65	232	H	North Dakota	74 63								

Non-Div I Games: Central St. (OH) 81 51 Webber Int'l 80 52

Stetson

Loss, Non-Conf, S Site, H Home A Away N Neutral

Stony Brook

Through Games Of Feb. 2, 2019

Average RPI Win:	275	WON-LOST	WINNING	LAST 10	STRENGTH OF	OPP. STRENGTH	TEAM	ADJ.	CONF.	ADJ CONF.
Average RPI Loss:	101	RECORD	PCT. RANK	GAMES	SCHEDULE	OF SCHEDULE	RPI	RPI	RPI	RPI
DIV. I ONLY	15- 6	66	0- 1	297	249	162	162	23	23	
DIV. I NON-CONF.	10- 2	37	0- 0	295	270	94	94	24	24	
TOTALS	RPI 1-25	RPI 26-50	W-L RECORDS	RPI 51-100	RPI 101-150	RPI 150+				
15- 6	0- 1	0- 0	OVERALL	0- 4	1- 0	14- 1				
8- 3	0- 0	0- 0	HOME	0- 2	0- 0	8- 1				
7- 3	0- 1	0- 0	AWAY	0- 2	1- 0	6- 0				
0- 0	0- 0	0- 0	NEUTRAL	0- 0	0- 0	0- 0				
10- 2	0- 1	0- 0	NON-CONFERENCE	0- 1	1- 0	9- 0				
6- 0	0- 0	0- 0	HOME	0- 0	0- 0	6- 0				
4- 2	0- 1	0- 0	AWAY	0- 1	1- 0	3- 0				
0- 0	0- 0	0- 0	NEUTRAL	0- 0	0- 0	0- 0				
5- 4	0- 0	0- 0	CONFERENCE	0- 3	0- 0	5- 1				
2- 3	0- 0	0- 0	HOME	0- 2	0- 0	2- 1				
3- 1	0- 0	0- 0	AWAY	0- 1	0- 0	3- 0				
0- 0	0- 0	0- 0	NEUTRAL	0- 0	0- 0	0- 0				

RPI 1-25				RPI 26-50				RPI 51-100				RPI 101+ Team's RPI: 162			
RPI	S	Opponent	Score	RPI	S	Opponent	Score	RPI	S	Opponent	Score	RPI	S	Opponent	Score
14	A	Rutgers	47 61					75	H	Maine	54 68	106	A	Penn St.	81 70
								84	A	Toledo	48 80	231	H	Hofstra	77 49
								97	A	Hartford	62 73	238	H	Albany (NY)	49 54
								97	H	Hartford	36 64	241	A	Sacred Heart	73 58
												246	A	Binghamton	65 56
												251	H	Cornell	63 61
												256	H	St. Francis Brooklyn	74 67
												271	A	Vermont	67 61
												273	H	Ga. Southern	72 43
												301	H	UMBC	57 44
												304	H	UMass Lowell	76 56
												325	A	New Hampshire	82 63
												326	A	Manhattan	79 48
												328	H	Wagner	70 45
												329	A	Iona	53 51
												343	H	Fairleigh Dickinson	63 49
LAST 12 Division I GAMES:															
301	H	UMBC	57 44	97	A	Hartford	62 73								
271	A	Vermont	67 61	304	H	UMass Lowell	76 56								
238	H	Albany (NY)	49 54	97	H	Hartford	36 64								
75	H	Maine	54 68	256	H	St. Francis Brooklyn	74 67								
325	A	New Hampshire	82 63	84	A	Toledo	48 80								
246	A	Binghamton	65 56	328	H	Wagner	70 45								

Non-Div I Games: SUNY New Paltz 87 50

Stony Brook

Loss, Non-Conf, S Site, H Home A Away N Neutral

Average RPI Win:	94	WON-LOST	WINNING	LAST 10	STRENGTH OF	OPP. STRENGTH	TEAM	ADJ.	CONF.	ADJ CONF.
Average RPI Loss:	53	RECORD	PCT. RANK	GAMES	SCHEDULE	OF SCHEDULE	RPI	RPI	RPI	RPI
DIV. I ONLY	17- 4	26	1- 0	12	17	9	9	1	1	
DIV. I NON-CONF.	11- 2	31	0- 0	9	66	7	7	1	1	
TOTALS	RPI 1-25	RPI 26-50	W-L RECORDS	RPI 51-100	RPI 101-150	RPI 150+				
17- 4	2- 2	4- 1	OVERALL	4- 0	4- 1	3- 0				
8- 1	1- 1	2- 0	HOME	0- 0	2- 0	3- 0				
4- 3	0- 1	1- 1	AWAY	2- 0	1- 1	0- 0				
5- 0	1- 0	1- 0	NEUTRAL	2- 0	1- 0	0- 0				
11- 2	2- 1	2- 0	NON-CONFERENCE	2- 0	2- 1	3- 0				
6- 0	1- 0	1- 0	HOME	0- 0	1- 0	3- 0				
0- 2	0- 1	0- 0	AWAY	0- 0	0- 1	0- 0				
5- 0	1- 0	1- 0	NEUTRAL	2- 0	1- 0	0- 0				
6- 2	0- 1	2- 1	CONFERENCE	2- 0	2- 0	0- 0				
2- 1	0- 1	1- 0	HOME	0- 0	1- 0	0- 0				
4- 1	0- 0	1- 1	AWAY	2- 0	1- 0	0- 0				
0- 0	0- 0	0- 0	NEUTRAL	0- 0	0- 0	0- 0				

RPI	S	Opponent	Score	RPI	S	Opponent	Score	RPI	S	Opponent	Score	RPI	S	Opponent	Score
4	A	Oregon	73 75	29	H	North Carolina	90 77	55	N	Kansas St.	70 61	105	H	Virginia	72 68
15	N	UCF	57 52	34	N	DePaul	83 81	67	A	Duke	64 55	113	A	Pittsburgh	82 50
20	H	Texas A&M	75 65	43	A	Georgia Tech	55 65	69	A	Virginia Tech	75 73	121	H	Towson	98 55
24	H	Miami (FL)	71 84	45	A	Clemson	84 75	77	N	Princeton	92 61	139	A	Minnesota	68 72
				49	H	Bucknell	70 56					148	N	Duquesne	87 71
												176	H	UMES	96 51
												232	H	North Dakota	85 49
												237	H	Niagara	94 45
LAST 12 Division I GAMES:															
67	A	Duke	64 55	105	H	Virginia	72 68								
24	H	Miami (FL)	71 84	45	A	Clemson	84 75								
43	A	Georgia Tech	55 65	15	N	UCF	57 52								
113	A	Pittsburgh	82 50	148	N	Duquesne	87 71								
29	H	North Carolina	90 77	237	H	Niagara	94 45								
69	A	Virginia Tech	75 73	176	H	UMES	96 51								

Non-Div I Games:

Syracuse

Average RPI Win:	187	WON-LOST	WINNING	LAST 10	STRENGTH OF	OPP. STRENGTH	TEAM	ADJ.	CONF.	ADJ CONF.
Average RPI Loss:	33	RECORD	PCT. RANK	GAMES	SCHEDULE	OF SCHEDULE	RPI	RPI	RPI	RPI
DIV. I ONLY	15- 5	47	1- 0	102	77	53	53	3	3	
DIV. I NON-CONF.	10- 1	17	0- 0	292	253	90	90	3	3	
TOTALS	RPI 1-25	RPI 26-50	W-L RECORDS	RPI 51-100	RPI 101-150	RPI 150+				
15- 5	0- 2	0- 2	OVERALL	3- 1	4- 0	8- 0				
12- 1	0- 1	0- 0	HOME	2- 0	4- 0	6- 0				
3- 3	0- 1	0- 1	AWAY	1- 1	0- 0	2- 0				
0- 1	0- 0	0- 1	NEUTRAL	0- 0	0- 0	0- 0				
10- 1	0- 0	0- 1	NON-CONFERENCE	0- 0	2- 0	8- 0				
8- 0	0- 0	0- 0	HOME	0- 0	2- 0	6- 0				
2- 0	0- 0	0- 0	AWAY	0- 0	0- 0	2- 0				
0- 1	0- 0	0- 1	NEUTRAL	0- 0	0- 0	0- 0				
5- 4	0- 2	0- 1	CONFERENCE	3- 1	2- 0	0- 0				
4- 1	0- 1	0- 0	HOME	2- 0	2- 0	0- 0				
1- 3	0- 1	0- 1	AWAY	1- 1	0- 0	0- 0				
0- 0	0- 0	0- 0	NEUTRAL	0- 0	0- 0	0- 0				

RPI	S	Opponent	Score	RPI	S	Opponent	Score	RPI	S	Opponent	Score	RPI	S	Opponent	Score
3	H	Baylor	55 79	31	A	Texas	67 73	55	A	Kansas St.	61 47	132	H	Montana St.	71 49
10	A	Iowa St.	54 92	32	N	BYU	58 61	68	H	West Virginia	62 48	142	H	Texas Tech	78 70
								89	A	Oklahoma St.	71 75	145	H	Oklahoma	86 71
								93	H	Kansas	58 53	148	H	Duquesne	61 48
												179	H	Southern U.	69 40
												203	H	SMU	65 63
												205	A	Ole Miss	55 50
												207	H	Sam Houston St.	72 59
												251	A	San Diego St.	81 64
												300	H	Army West Point	63 38
												320	H	Mississippi Val.	96 47
												350	H	Alcorn	88 31
LAST 12 Division I GAMES:															
93	H	Kansas	58 53	55	A	Kansas St.	61 47								
145	H	Oklahoma	86 71	89	A	Oklahoma St.	71 75								
31	A	Texas	67 73	68	H	West Virginia	62 48								
142	H	Texas Tech	78 70	350	H	Alcorn	88 31								
3	H	Baylor	55 79	207	H	Sam Houston St.	72 59								
10	A	Iowa St.	54 92	179	H	Southern U.	69 40								

Non-Div I Games:

TCU

Average RPI Win:	270	WON-LOST	WINNING	LAST 10	STRENGTH OF	OPP. STRENGTH	TEAM	ADJ.	CONF.	ADJ CONF.
Average RPI Loss:	92	RECORD	PCT. RANK	GAMES	SCHEDULE	OF SCHEDULE	RPI	RPI	RPI	RPI
DIV. I ONLY	7- 14	259	1- 0	109	102	185	185	9	9	
DIV. I NON-CONF.	4- 9	252	0- 0	169	108	218	218	9	9	
TOTALS	RPI 1-25	RPI 26-50	W-L RECORDS	RPI 51-100	RPI 101-150	RPI 150+				
7- 14	0- 3	0- 2	OVERALL	0- 3	0- 4	7- 2				
4- 3	0- 1	0- 0	HOME	0- 0	0- 1	4- 1				
3- 10	0- 2	0- 2	AWAY	0- 3	0- 2	3- 1				
0- 1	0- 0	0- 0	NEUTRAL	0- 0	0- 1	0- 0				
4- 9	0- 2	0- 2	NON-CONFERENCE	0- 1	0- 3	4- 1				
3- 0	0- 0	0- 0	HOME	0- 0	0- 0	3- 0				
1- 8	0- 2	0- 2	AWAY	0- 1	0- 2	1- 1				
0- 1	0- 0	0- 0	NEUTRAL	0- 0	0- 1	0- 0				
3- 5	0- 1	0- 0	CONFERENCE	0- 2	0- 1	3- 1				
1- 3	0- 1	0- 0	HOME	0- 0	0- 1	1- 1				
2- 2	0- 0	0- 0	AWAY	0- 2	0- 0	2- 0				
0- 0	0- 0	0- 0	NEUTRAL	0- 0	0- 0	0- 0				

RPI 1-25				RPI 26-50				RPI 51-100				RPI 101+ Team's RPI: 185			
RPI	S	Opponent	Score	RPI	S	Opponent	Score	RPI	S	Opponent	Score	RPI	S	Opponent	Score
7	H	UConn	67 88	34	A	DePaul	88 102	83	A	Penn	62 71	120	N	Radford	50 56
17	A	South Carolina	60 88	40	A	Villanova	68 76	87	A	Cincinnati	52 72	122	H	Tulane	57 66
24	A	Miami (FL)	61 73					96	A	Houston	65 78	148	A	Duquesne	53 54
												149	A	Marist	68 74
												157	H	South Fla.	53 63
												160	A	Tulsa	75 61
												205	A	Ole Miss	55 62
												221	H	East Carolina	84 62
												261	A	Wichita St.	65 40
												285	A	Saint Joseph's	58 52
												286	H	La Salle	75 47
												329	H	Iona	59 39
												347	H	Delaware St.	75 61
LAST 12 Division I GAMES:															
160	A	Tulsa	75 61	261	A	Wichita St.	65 40	122	H	Tulane	57 66				
221	H	East Carolina	84 62	157	H	South Fla.	53 63	148	A	Duquesne	53 54				
83	A	Penn	62 71	286	H	La Salle	75 47	17	A	South Carolina	60 88				
7	H	UConn	67 88												
87	A	Cincinnati	52 72												
96	A	Houston	65 78												

Non-Div I Games:

Temple

Average RPI Win:	165	WON-LOST	WINNING	LAST 10	STRENGTH OF	OPP. STRENGTH	TEAM	ADJ.	CONF.	ADJ CONF.
Average RPI Loss:	50	RECORD	PCT. RANK	GAMES	SCHEDULE	OF SCHEDULE	RPI	RPI	RPI	RPI
DIV. I ONLY	14- 7	84	1- 0	38	63	56	56	5	5	
DIV. I NON-CONF.	11- 2	31	1- 0	59	89	28	28	5	5	
TOTALS	RPI 1-25	RPI 26-50	W-L RECORDS	RPI 51-100	RPI 101-150	RPI 150+				
14- 7	0- 2	2- 2	OVERALL	4- 1	1- 2	7- 0				
9- 5	0- 2	0- 2	HOME	2- 1	0- 0	7- 0				
3- 2	0- 0	1- 0	AWAY	2- 0	0- 2	0- 0				
2- 0	0- 0	1- 0	NEUTRAL	0- 0	1- 0	0- 0				
11- 2	0- 2	2- 0	NON-CONFERENCE	2- 0	1- 0	6- 0				
7- 2	0- 2	0- 0	HOME	1- 0	0- 0	6- 0				
2- 0	0- 0	1- 0	AWAY	1- 0	0- 0	0- 0				
2- 0	0- 0	1- 0	NEUTRAL	0- 0	1- 0	0- 0				
3- 5	0- 0	0- 2	CONFERENCE	2- 1	0- 2	1- 0				
2- 3	0- 0	0- 2	HOME	1- 1	0- 0	1- 0				
1- 2	0- 0	0- 0	AWAY	1- 0	0- 2	0- 0				
0- 0	0- 0	0- 0	NEUTRAL	0- 0	0- 0	0- 0				

RPI 1-25				RPI 26-50				RPI 51-100				RPI 101+			
RPI	S	Opponent	Score	RPI	S	Opponent	Score	RPI	S	Opponent	Score	RPI	S	Opponent	Score
1	H	Notre Dame	62 77	30	H	Kentucky	71 73	51	A	Auburn	78 69	109	A	Georgia	62 66
5	H	Stanford	85 95	31	A	Texas	88 82	58	H	LSU	74 65	111	A	Alabama	65 86
				35	H	Missouri	64 66	60	H	Belmont	84 76	141	N	UAB	73 69
				45	N	Clemson	78 66	61	H	Arkansas	79 80	180	H	UNC Asheville	73 46
								89	A	Oklahoma St.	76 63	208	H	Florida	67 50
												230	H	Stetson	65 55
												245	H	ETSU	80 61
												288	H	Murray St.	98 77
												336	H	Presbyterian	97 49
												348	H	Florida A&M	96 31
LAST 12 Division I GAMES:															
208	H	Florida	67 50	141	N	UAB	73 69	30	H	Kentucky	71 73				
58	H	LSU	74 65	35	H	Missouri	64 66	51	A	Auburn	78 69				
1	H	Notre Dame	62 77	61	H	Arkansas	79 80	60	H	Belmont	84 76				
61	H	Arkansas	79 80	111	A	Alabama	65 86	288	H	Murray St.	98 77				
111	A	Alabama	65 86	109	A	Georgia	62 66								

Non-Div I Games:

Tennessee

Average RPI Win:	276	WON-LOST	WINNING	LAST 10	STRENGTH OF	OPP. STRENGTH	TEAM	ADJ.	CONF.	ADJ CONF.
Average RPI Loss:	152	RECORD	PCT. RANK	GAMES	SCHEDULE	OF SCHEDULE	RPI	RPI	RPI	RPI
DIV. I ONLY	3- 19	331	1- 0	123	205	290	290	21	21	
DIV. I NON-CONF.	0- 12	336	0- 0	119	114	316	316	20	20	
TOTALS	RPI 1-25	RPI 26-50	W-L RECORDS	RPI 51-100	RPI 101-150	RPI 150+				
3- 19	0- 1	0- 1	OVERALL	0- 3	0- 6	3- 8				
2- 5	0- 0	0- 0	HOME	0- 0	0- 4	2- 1				
1- 11	0- 1	0- 1	AWAY	0- 2	0- 1	1- 6				
0- 3	0- 0	0- 0	NEUTRAL	0- 1	0- 1	0- 1				
0- 12	0- 1	0- 1	NON-CONFERENCE	0- 2	0- 2	0- 6				
0- 1	0- 0	0- 0	HOME	0- 0	0- 1	0- 0				
0- 8	0- 1	0- 1	AWAY	0- 1	0- 0	0- 5				
0- 3	0- 0	0- 0	NEUTRAL	0- 1	0- 1	0- 1				
3- 7	0- 0	0- 0	CONFERENCE	0- 1	0- 4	3- 2				
2- 4	0- 0	0- 0	HOME	0- 0	0- 3	2- 1				
1- 3	0- 0	0- 0	AWAY	0- 1	0- 1	1- 1				
0- 0	0- 0	0- 0	NEUTRAL	0- 0	0- 0	0- 0				

RPI 1-25				RPI 26-50				RPI 51-100				RPI 101+ Team's RPI: 290			
RPI	S	Opponent	Score	RPI	S	Opponent	Score	RPI	S	Opponent	Score	RPI	S	Opponent	Score
2	A	Louisville	52 107	34	A	DePaul	73 95	60	A	Belmont	46 80	108	H	South Alabama	56 78
								61	N	Arkansas	55 79	113	N	Pittsburgh	56 78
								95	A	Troy	67 92	118	H	Morehead St.	62 85
												134	H	UT Martin	61 73
												140	A	Tennessee Tech	65 76
												140	H	Tennessee Tech	59 69
												167	A	Vanderbilt	63 89
												171	N	Wisconsin	53 58
												182	A	Ball St.	51 90
												218	H	Southeast Mo. St.	62 59
												223	H	Jacksonville St.	52 62
												225	A	Marshall	59 80
												283	A	Austin Peay	47 74
												288	A	Murray St.	65 61
												299	A	Alabama A&M	57 67
												322	H	Eastern Ky.	60 38
												324	A	Lipscomb	62 64
LAST 12 Division I GAMES:															
134	H	UT Martin	61 73	218	H	Southeast Mo. St.	62 59								
288	A	Murray St.	65 61	322	H	Eastern Ky.	60 38								
283	A	Austin Peay	47 74	223	H	Jacksonville St.	52 62								
60	A	Belmont	46 80	140	H	Tennessee Tech	59 69								
140	A	Tennessee Tech	65 76	182	A	Ball St.	51 90								
118	H	Morehead St.	62 85	34	A	DePaul	73 95								

Non-Div I Games:

Tennessee St.

Average RPI Win:	248	WON-LOST	WINNING	LAST 10	STRENGTH OF	OPP. STRENGTH	TEAM	ADJ.	CONF.	ADJ CONF.
Average RPI Loss:	138	RECORD	PCT. RANK	GAMES	SCHEDULE	OF SCHEDULE	RPI	RPI	RPI	RPI
DIV. I ONLY	14- 5	56	1- 0	307	226	140	140	21	21	
DIV. I NON-CONF.	6- 3	91	0- 0	247	231	115	115	20	20	
TOTALS	RPI 1-25	RPI 26-50	W-L RECORDS	RPI 51-100	RPI 101-150	RPI 150+				
14- 5	0- 0	0- 0	OVERALL	2- 2	0- 1	12- 2				
7- 1	0- 0	0- 0	HOME	1- 0	0- 0	6- 1				
7- 3	0- 0	0- 0	AWAY	1- 1	0- 1	6- 1				
0- 1	0- 0	0- 0	NEUTRAL	0- 1	0- 0	0- 0				
6- 3	0- 0	0- 0	NON-CONFERENCE	1- 2	0- 0	5- 1				
3- 0	0- 0	0- 0	HOME	1- 0	0- 0	2- 0				
3- 2	0- 0	0- 0	AWAY	0- 1	0- 0	3- 1				
0- 1	0- 0	0- 0	NEUTRAL	0- 1	0- 0	0- 0				
8- 2	0- 0	0- 0	CONFERENCE	1- 0	0- 1	7- 1				
4- 1	0- 0	0- 0	HOME	0- 0	0- 0	4- 1				
4- 1	0- 0	0- 0	AWAY	1- 0	0- 1	3- 0				
0- 0	0- 0	0- 0	NEUTRAL	0- 0	0- 0	0- 0				

RPI 1-25			RPI 26-50			RPI 51-100			RPI 101+			Team's RPI: 140
RPI	S	Opponent	Score	RPI	S	Opponent	Score	RPI	S	Opponent	Score	
						59 H Middle Tenn.	68 64	118 A Morehead St.		56 77		
						60 A Belmont	77 72	163 A Xavier		60 70		
						61 A Arkansas	42 65	180 H UNC Asheville		60 53		
						64 N Old Dominion	73 80	223 A Jacksonville St.		66 49		
								233 H SIUE		79 55		
								261 A Wichita St.		55 45		
								278 H Eastern Ill.		99 88		
								283 H Austin Peay		65 72		
								288 H Murray St.		74 65		
								290 A Tennessee St.		69 59		
								290 H Tennessee St.		76 65		
								322 A Eastern Ky.		81 68		
								324 A Lipscomb		67 52		
								331 A Charleston So.		77 55		
								334 H Western Caro.		77 58		
LAST 12 Division I GAMES:												
283 H		Austin Peay	65 72	288 H		Murray St.	74 65					
322 A		Eastern Ky.	81 68	233 H		SIUE	79 55					
118 A		Morehead St.	56 77	60 A		Belmont	77 72					
223 A		Jacksonville St.	66 49	290 A		Tennessee St.	69 59					
290 H		Tennessee St.	76 65	324 A		Lipscomb	67 52					
278 H		Eastern Ill.	99 88	180 H		UNC Asheville	60 53					

Non-Div I Games: Tenn. Wesleyan 100 58 Cumberland (TN) 88 55

Tennessee Tech

Average RPI Win: 150	WON-LOST	WINNING	LAST 10	STRENGTH OF	OPP. STRENGTH	TEAM	ADJ.	CONF.	ADJ CONF.
Average RPI Loss: 47	RECORD	PCT. RANK	GAMES	SCHEDULE	OF SCHEDULE	RPI	RPI	RPI	RPI
DIV. I ONLY	18- 4	24	2- 0	71	57	31	31	3	3
DIV. I NON-CONF.	10- 2	37	2- 0	137	145	61	61	3	3
TOTALS	RPI 1-25	RPI 26-50	W-L RECORDS	RPI 51-100	RPI 101-150	RPI 150+			
18- 4	1- 1	0- 0	OVERALL	6- 3	5- 0	6- 0			
9- 3	0- 1	0- 0	HOME	3- 2	2- 0	4- 0			
6- 1	1- 0	0- 0	AWAY	1- 1	2- 0	2- 0			
3- 0	0- 0	0- 0	NEUTRAL	2- 0	1- 0	0- 0			
10- 2	0- 1	0- 0	NON-CONFERENCE	2- 1	2- 0	6- 0			
5- 2	0- 1	0- 0	HOME	0- 1	1- 0	4- 0			
2- 0	0- 0	0- 0	AWAY	0- 0	0- 0	2- 0			
3- 0	0- 0	0- 0	NEUTRAL	2- 0	1- 0	0- 0			
8- 2	1- 0	0- 0	CONFERENCE	4- 2	3- 0	0- 0			
4- 1	0- 0	0- 0	HOME	3- 1	1- 0	0- 0			
4- 1	1- 0	0- 0	AWAY	1- 1	2- 0	0- 0			
0- 0	0- 0	0- 0	NEUTRAL	0- 0	0- 0	0- 0			

RPI S	Opponent	Score	RPI S	Opponent	Score	Team's RPI: 31	RPI S	Opponent	Score	RPI S	Opponent	Score
8	H Mississippi St.	49 67					53	H TCU	73 67	142	A Texas Tech	78 71
10	A Iowa St.	64 62					55	A Kansas St.	69 87	144	N Fordham	72 54
							56	H Tennessee	82 88	145	A Oklahoma	76 67
							62	N Michigan	69 52	145	H Oklahoma	73 63
							66	N Quinnipiac	56 55	148	H Duquesne	78 41
							68	A West Virginia	70 58	177	A North Texas	64 54
							68	H West Virginia	58 64	210	A UTRGV	81 66
							89	H Oklahoma St.	60 51	230	H Stetson	65 46
							93	H Kansas	62 43	277	H UTSA	98 54
										314	H McNeese	96 40
										335	H Northwestern St.	104 66
LAST 12 Division I GAMES:												
62	N Michigan	69 52	144	N Fordham	72 54							
145	A Oklahoma	76 67	55	A Kansas St.	69 87							
68	H West Virginia	58 64	10	A Iowa St.	64 62							
142	A Texas Tech	78 71	145	H Oklahoma	73 63							
93	H Kansas	62 43	68	A West Virginia	70 58							
53	H TCU	73 67	89	H Oklahoma St.	60 51							

Non-Div I Games:

Texas

Average RPI Win:	130	WON-LOST	WINNING	LAST 10	STRENGTH OF	OPP. STRENGTH	TEAM	ADJ.	CONF.	ADJ CONF.
Average RPI Loss:	39	RECORD	PCT. RANK	GAMES	SCHEDULE	OF SCHEDULE	RPI	RPI	RPI	RPI
DIV. I ONLY	17- 4	26	1- 0	37	55	20	20	5	5	
DIV. I NON-CONF.	11- 2	31	0- 0	38	104	19	19	5	5	
TOTALS	RPI 1-25	RPI 26-50	W-L RECORDS	RPI 51-100	RPI 101-150	RPI 150+				
17- 4	0- 2	4- 0	OVERALL	3- 2	2- 0	8- 0				
10- 2	0- 1	3- 0	HOME	0- 1	1- 0	6- 0				
5- 2	0- 1	0- 0	AWAY	3- 1	1- 0	1- 0				
2- 0	0- 0	1- 0	NEUTRAL	0- 0	0- 0	1- 0				
11- 2	0- 1	3- 0	NON-CONFERENCE	2- 1	0- 0	6- 0				
7- 1	0- 0	2- 0	HOME	0- 1	0- 0	5- 0				
2- 1	0- 1	0- 0	AWAY	2- 0	0- 0	0- 0				
2- 0	0- 0	1- 0	NEUTRAL	0- 0	0- 0	1- 0				
6- 2	0- 1	1- 0	CONFERENCE	1- 1	2- 0	2- 0				
3- 1	0- 1	1- 0	HOME	0- 0	1- 0	1- 0				
3- 1	0- 0	0- 0	AWAY	1- 1	1- 0	1- 0				
0- 0	0- 0	0- 0	NEUTRAL	0- 0	0- 0	0- 0				

RPI 1-25				RPI 26-50				RPI 51-100				RPI 101+			
RPI	S	Opponent	Score	RPI	S	Opponent	Score	RPI	S	Opponent	Score	RPI	S	Opponent	Score
9	A	Syracuse	65 75	30	H	Kentucky	73 71	51	A	Auburn	69 67	109	A	Georgia	76 66
17	H	South Carolina	57 60	38	N	Oregon St.	76 70	58	A	LSU	52 63	111	H	Alabama	70 43
				39	H	Rice	65 54	72	H	Lamar University	68 74	167	A	Vanderbilt	50 43
				50	H	Southern California	71 51	82	A	Little Rock	61 40	167	H	Vanderbilt	69 53
								96	A	Houston	68 52	172	N	UC Riverside	70 63
												183	H	Arkansas St.	97 56
												198	H	Prairie View	70 57
												210	H	UTRGV	84 61
												215	H	Jacksonville	73 53
												292	H	Central Ark.	84 27
LAST 12 Division I GAMES:															
				30	H	Kentucky	73 71	167	H	Vanderbilt	69 53				
				51	A	Auburn	69 67	17	H	South Carolina	57 60				
				109	A	Georgia	76 66	210	H	UTRGV	84 61				
				111	H	Alabama	70 43	198	H	Prairie View	70 57				
				167	A	Vanderbilt	50 43	50	H	Southern California	71 51				
				58	A	LSU	52 63	38	N	Oregon St.	76 70				

Non-Div I Games:

Texas A&M

■ Loss,
 ■ Non-Conf, S Site,
 ■ Home
 ■ Away
 N Neutral

Texas Southern

Through Games Of Feb. 2, 2019

Average RPI Win:	287	WON-LOST	WINNING	LAST 10	STRENGTH OF	OPP. STRENGTH	TEAM	ADJ.	CONF.	ADJ CONF.
Average RPI Loss:	152	RECORD	PCT. RANK	GAMES	SCHEDULE	OF SCHEDULE	RPI	RPI	RPI	RPI
DIV. I ONLY	6- 11	250	0- 1	275	307	247	247	29	29	
DIV. I NON-CONF.	2- 7	288	0- 0	51	292	179	179	27	27	
TOTALS	RPI 1-25	RPI 26-50	W-L RECORDS	RPI 51-100	RPI 101-150	RPI 150+				
6- 11	0- 1	0- 1	OVERALL	0- 1	0- 2	6- 6				
1- 2	0- 0	0- 0	HOME	0- 0	0- 0	1- 2				
5- 7	0- 1	0- 1	AWAY	0- 1	0- 2	5- 2				
0- 2	0- 0	0- 0	NEUTRAL	0- 0	0- 0	0- 2				
2- 7	0- 1	0- 1	NON-CONFERENCE	0- 1	0- 2	2- 2				
0- 0	0- 0	0- 0	HOME	0- 0	0- 0	0- 0				
2- 5	0- 1	0- 1	AWAY	0- 1	0- 2	2- 0				
0- 2	0- 0	0- 0	NEUTRAL	0- 0	0- 0	0- 2				
4- 4	0- 0	0- 0	CONFERENCE	0- 0	0- 0	4- 4				
1- 2	0- 0	0- 0	HOME	0- 0	0- 0	1- 2				
3- 2	0- 0	0- 0	AWAY	0- 0	0- 0	3- 2				
0- 0	0- 0	0- 0	NEUTRAL	0- 0	0- 0	0- 0				

RPI 1-25				RPI 26-50				RPI 51-100				RPI 101+ Team's RPI: 247			
RPI	S	Opponent	Score	RPI	S	Opponent	Score	RPI	S	Opponent	Score	RPI	S	Opponent	Score
25	A	Michigan St.	45 91	39	A	Rice	71 76	63	A	SFA	55 74	122	A	Tulane	56 62
												142	A	Texas Tech	55 75
												159	N	Abilene Christian	39 81
												179	A	Southern U.	61 63
												181	H	Grambling	67 75
												191	N	Nicholls St.	57 58
												198	A	Prairie View	52 44
												210	A	UTRGV	69 55
												219	H	Alabama St.	51 58
												302	H	Jackson St.	76 67
												320	A	Mississippi Val.	68 50
												345	A	Ark.-Pine Bluff	59 58
												349	A	Savannah St.	65 41
												350	A	Alcorn	52 53
LAST 12 Division I GAMES:															
320	A	Mississippi Val.	68 50	219	H	Alabama St.	51 58								
345	A	Ark.-Pine Bluff	59 58	350	A	Alcorn	52 53								
302	H	Jackson St.	76 67	142	A	Texas Tech	55 75								
181	H	Grambling	67 75	63	A	SFA	55 74								
198	A	Prairie View	52 44	210	A	UTRGV	69 55								
179	A	Southern U.	61 63	25	A	Michigan St.	45 91								

Non-Div I Games: Huston-Tillotson 72 36 Paul Quinn 83 54

Texas Southern

■ Loss,
 ■ Non-Conf, S Site,
 ■ Home
 ■ Away
 N Neutral

Average RPI Win:	218	WON-LOST	WINNING	LAST 10	STRENGTH OF	OPP. STRENGTH	TEAM	ADJ.	CONF.	ADJ CONF.
Average RPI Loss:	117	RECORD	PCT. RANK	GAMES	SCHEDULE	OF SCHEDULE	RPI	RPI	RPI	RPI
DIV. I ONLY	7- 12	242	0- 1	100	135	175	175	13	13	
DIV. I NON-CONF.	3- 7	256	0- 1	69	143	169	169	15	15	
TOTALS	RPI 1-25	RPI 26-50	W-L RECORDS	RPI 51-100	RPI 101-150	RPI 150+				
7- 12	0- 0	0- 2	OVERALL	0- 3	0- 4	7- 3				
2- 5	0- 0	0- 0	HOME	0- 0	0- 2	2- 3				
5- 6	0- 0	0- 2	AWAY	0- 2	0- 2	5- 0				
0- 1	0- 0	0- 0	NEUTRAL	0- 1	0- 0	0- 0				
3- 7	0- 0	0- 2	NON-CONFERENCE	0- 2	0- 2	3- 1				
1- 2	0- 0	0- 0	HOME	0- 0	0- 1	1- 1				
2- 4	0- 0	0- 2	AWAY	0- 1	0- 1	2- 0				
0- 1	0- 0	0- 0	NEUTRAL	0- 1	0- 0	0- 0				
4- 5	0- 0	0- 0	CONFERENCE	0- 1	0- 2	4- 2				
1- 3	0- 0	0- 0	HOME	0- 0	0- 1	1- 2				
3- 2	0- 0	0- 0	AWAY	0- 1	0- 1	3- 0				
0- 0	0- 0	0- 0	NEUTRAL	0- 0	0- 0	0- 0				

RPI 1-25				RPI 26-50				RPI 51-100				RPI 101+ Team's RPI: 175			
RPI	S	Opponent	Score	RPI	S	Opponent	Score	RPI	S	Opponent	Score	RPI	S	Opponent	Score
				35	A	Missouri	50 69	52	N	Saint Mary's (CA)	62 89	112	A	UT Arlington	53 68
				37	A	New Mexico	51 82	82	A	Little Rock	47 62	122	A	Tulane	61 67
								89	A	Oklahoma St.	55 66	132	H	Montana St.	59 67
												137	H	Appalachian St.	49 62
												153	A	Georgia St.	69 60
												153	H	Georgia St.	34 57
												183	A	Arkansas St.	85 62
												184	H	Oral Roberts	64 81
												187	H	Coastal Caro.	73 58
												191	H	Nicholls St.	72 67
												260	A	A&M-Corpus Christi	60 53
												273	A	Ga. Southern	64 52
												273	H	Ga. Southern	55 65
												277	A	UTSA	68 60
LAST 12 Division I GAMES:															
				132	H	Montana St.	59 67	122	A	Tulane	61 67				
				191	H	Nicholls St.	72 67	82	A	Little Rock	47 62				
				112	A	UT Arlington	53 68	137	H	Appalachian St.	49 62				
				273	H	Ga. Southern	55 65	187	H	Coastal Caro.	73 58				
				153	H	Georgia St.	34 57	153	A	Georgia St.	69 60				
				183	A	Arkansas St.	85 62	273	A	Ga. Southern	64 52				

Non-Div I Games: UNKNOWN 92 39 Tex. A&M Int'l 89 25

Texas St.

■ Loss,
 ■ Non-Conf,
 ■ S Site,
 ■ Home
 ■ A Away
 N Neutral

Texas Tech

Through Games Of Feb. 2, 2019

Average RPI Win:	212	WON-LOST	WINNING	LAST 10	STRENGTH OF	OPP. STRENGTH	TEAM	ADJ.	CONF.	ADJ CONF.
Average RPI Loss:	69	RECORD	PCT. RANK	GAMES	SCHEDULE	OF SCHEDULE	RPI	RPI	RPI	RPI
DIV. I ONLY	10- 11	178	0- 1	63	86	142	142	3	3	
DIV. I NON-CONF.	9- 2	43	0- 0	264	312	123	123	3	3	
TOTALS	RPI 1-25	RPI 26-50	W-L RECORDS	RPI 51-100	RPI 101-150	RPI 150+				
10- 11	0- 3	0- 1	OVERALL	2- 5	0- 1	8- 1				
9- 4	0- 1	0- 1	HOME	2- 2	0- 0	7- 0				
1- 7	0- 2	0- 0	AWAY	0- 3	0- 1	1- 1				
0- 0	0- 0	0- 0	NEUTRAL	0- 0	0- 0	0- 0				
9- 2	0- 0	0- 0	NON-CONFERENCE	1- 1	0- 0	8- 1				
8- 1	0- 0	0- 0	HOME	1- 1	0- 0	7- 0				
1- 1	0- 0	0- 0	AWAY	0- 0	0- 0	1- 1				
0- 0	0- 0	0- 0	NEUTRAL	0- 0	0- 0	0- 0				
1- 9	0- 3	0- 1	CONFERENCE	1- 4	0- 1	0- 0				
1- 3	0- 1	0- 1	HOME	1- 1	0- 0	0- 0				
0- 6	0- 2	0- 0	AWAY	0- 3	0- 1	0- 0				
0- 0	0- 0	0- 0	NEUTRAL	0- 0	0- 0	0- 0				

RPI	S	Opponent	Score	RPI	S	Opponent	Score	RPI	S	Opponent	Score	RPI	S	Opponent	Score	Team's RPI: 142
3	A	Baylor	37 96	31	H	Texas	71 78	53	A	TCU	70 78	145	A	Oklahoma	61 66	
3	H	Baylor	56 73					55	H	Kansas St.	62 66	159	H	Abilene Christian	105 54	
10	A	Iowa St.	66 105					63	H	SFA	77 69	179	H	Southern U.	76 58	
								68	A	West Virginia	65 68	208	A	Florida	67 72	
								89	A	Oklahoma St.	57 65	223	H	Jacksonville St.	71 58	
								93	H	Kansas	69 66	240	A	Nevada	86 67	
								98	H	Idaho	77 88	247	H	Texas Southern	75 55	
												260	H	A&M-Corpus Christi	78 61	
												313	H	La.-Monroe	86 42	
												339	H	Houston Baptist	82 76	
LAST 12 Division I GAMES:																
10	A	Iowa St.	66 105	3	A	Baylor	37 96	53	A	TCU	70 78	145	A	Oklahoma	61 66	
31	H	Texas	71 78	93	H	Kansas	69 66	55	H	Kansas St.	62 66	159	H	Abilene Christian	105 54	
68	A	West Virginia	65 68	3	H	Baylor	56 73	63	H	SFA	77 69	179	H	Southern U.	76 58	
55	H	Kansas St.	62 66	145	A	Oklahoma	61 66	68	A	West Virginia	65 68	208	A	Florida	67 72	
53	A	TCU	70 78	159	H	Abilene Christian	105 54	89	A	Oklahoma St.	57 65	223	H	Jacksonville St.	71 58	
89	A	Oklahoma St.	57 65	247	H	Texas Southern	75 55	93	H	Kansas	69 66	240	A	Nevada	86 67	

Non-Div I Games:

Texas Tech

Loss, Non-Conf, S Site, H Home A Away N Neutral

Average RPI Win:	210	WON-LOST	WINNING	LAST 10	STRENGTH OF	OPP. STRENGTH	TEAM	ADJ.	CONF.	ADJ CONF.
Average RPI Loss:	78	RECORD	PCT. RANK	GAMES	SCHEDULE	OF SCHEDULE	RPI	RPI	RPI	RPI
DIV. I ONLY	13- 6	75	1- 0	143	114	84	84	8	8	
DIV. I NON-CONF.	8- 3	72	0- 0	167	161	74	74	8	8	
TOTALS	RPI 1-25	RPI 26-50	W-L RECORDS	RPI 51-100	RPI 101-150	RPI 150+				
13- 6	1- 1	0- 0	OVERALL	1- 3	1- 2	10- 0				
7- 2	1- 1	0- 0	HOME	0- 1	1- 0	5- 0				
6- 4	0- 0	0- 0	AWAY	1- 2	0- 2	5- 0				
0- 0	0- 0	0- 0	NEUTRAL	0- 0	0- 0	0- 0				
8- 3	0- 1	0- 0	NON-CONFERENCE	1- 1	1- 1	6- 0				
4- 1	0- 1	0- 0	HOME	0- 0	1- 0	3- 0				
4- 2	0- 0	0- 0	AWAY	1- 1	0- 1	3- 0				
0- 0	0- 0	0- 0	NEUTRAL	0- 0	0- 0	0- 0				
5- 3	1- 0	0- 0	CONFERENCE	0- 2	0- 1	4- 0				
3- 1	1- 0	0- 0	HOME	0- 1	0- 0	2- 0				
2- 2	0- 0	0- 0	AWAY	0- 1	0- 1	2- 0				
0- 0	0- 0	0- 0	NEUTRAL	0- 0	0- 0	0- 0				

RPI 1-25				RPI 26-50				RPI 51-100 Team's RPI: 84				RPI 101+			
RPI	S	Opponent	Score	RPI	S	Opponent	Score	RPI	S	Opponent	Score	RPI	S	Opponent	Score
1	H	Notre Dame	56 72					54	A	Miami (OH)	64 65	114	A	Dayton	49 70
21	H	Central Mich.	62 59					60	A	Belmont	78 69	148	H	Duquesne	65 52
								74	H	Kent St.	47 58	150	A	Akron	64 70
								75	A	Maine	59 73	162	H	Stony Brook	80 48
												182	H	Ball St.	65 58
												213	A	Memphis	58 48
												220	A	Bowling Green	79 65
												220	H	Bowling Green	76 56
												272	A	Cleveland St.	65 60
												282	A	Western Mich.	80 57
												291	A	Valparaiso	65 59
												329	H	Iona	84 38
												330	H	Detroit Mercy	77 60
LAST 12 Division I GAMES:															
150	A	Akron	64 70	220	H	Bowling Green	76 56								
21	H	Central Mich.	62 59	182	H	Ball St.	65 58								
220	A	Bowling Green	79 65	330	H	Detroit Mercy	77 60								
282	A	Western Mich.	80 57	162	H	Stony Brook	80 48								
74	H	Kent St.	47 58	1	H	Notre Dame	56 72								
54	A	Miami (OH)	64 65	272	A	Cleveland St.	65 60								

Non-Div I Games:

Toledo

■ Loss,
 ■ Non-Conf,
 ■ S Site,
 ■ H Home
 ■ A Away
 N Neutral

Average RPI Win: 222	WON-LOST	WINNING	LAST 10	STRENGTH OF	OPP. STRENGTH	TEAM	ADJ.	CONF.	ADJ CONF.
Average RPI Loss: 126	RECORD	PCT. RANK	GAMES	SCHEDULE	OF SCHEDULE	RPI	RPI	RPI	RPI
DIV. I ONLY	12- 7	101	0- 1	219	136	121	121	10	10
DIV. I NON-CONF.	6- 5	143	0- 0	274	169	155	155	11	11

TOTALS	RPI 1-25	RPI 26-50	W-L RECORDS	RPI 51-100	RPI 101-150	RPI 150+			
12- 7	0- 1	0- 0	OVERALL	1- 1	1- 3	10- 2			
6- 1	0- 0	0- 0	HOME	1- 0	0- 1	5- 0			
6- 6	0- 1	0- 0	AWAY	0- 1	1- 2	5- 2			
0- 0	0- 0	0- 0	NEUTRAL	0- 0	0- 0	0- 0			
6- 5	0- 1	0- 0	NON-CONFERENCE	0- 1	0- 1	6- 2			
3- 0	0- 0	0- 0	HOME	0- 0	0- 0	3- 0			
3- 5	0- 1	0- 0	AWAY	0- 1	0- 1	3- 2			
0- 0	0- 0	0- 0	NEUTRAL	0- 0	0- 0	0- 0			
6- 2	0- 0	0- 0	CONFERENCE	1- 0	1- 2	4- 0			
3- 1	0- 0	0- 0	HOME	1- 0	0- 1	2- 0			
3- 1	0- 0	0- 0	AWAY	0- 0	1- 1	2- 0			
0- 0	0- 0	0- 0	NEUTRAL	0- 0	0- 0	0- 0			

RPI 1-25				RPI 26-50				RPI 51-100				RPI 101+ Team's RPI: 121			
RPI	S	Opponent	Score	RPI	S	Opponent	Score	RPI	S	Opponent	Score	RPI	S	Opponent	Score
9	A	Syracuse	55 98					68	A	West Virginia	43 90	104	A	Drexel	55 54
								76	H	Northeastern	88 83	107	A	Wake Forest	53 60
												133	A	UNCW	73 77
												143	H	William & Mary	69 80
												168	A	Delaware	56 48
												178	A	George Washington	63 76
												192	H	Elon	59 58
												202	H	Massachusetts	78 53
												225	A	Marshall	76 69
												231	H	Hofstra	92 68
												244	A	Mt. St. Mary's	78 87
												285	A	Saint Joseph's	73 52
												286	H	La Salle	92 68
												293	A	Col. of Charleston	77 61
												295	H	Loyola Maryland	62 57
												301	A	UMBC	71 62
LAST 12 Division I GAMES:															
192	H	Elon	59 58	143	H	William & Mary	69 80								
133	A	UNCW	73 77	104	A	Drexel	55 54								
293	A	Col. of Charleston	77 61	225	A	Marshall	76 69								
231	H	Hofstra	92 68	68	A	West Virginia	43 90								
76	H	Northeastern	88 83	285	A	Saint Joseph's	73 52								
168	A	Delaware	56 48	295	H	Loyola Maryland	62 57								

Non-Div I Games:

Towson

Average RPI Win:	226	WON-LOST	WINNING	LAST 10	STRENGTH OF	OPP. STRENGTH	TEAM	ADJ.	CONF.	ADJ CONF.
Average RPI Loss:	86	RECORD	PCT. RANK	GAMES	SCHEDULE	OF SCHEDULE	RPI	RPI	RPI	RPI
DIV. I ONLY	15- 4	32	0- 1	254	157	95	95	13	13	
DIV. I NON-CONF.	8- 2	52	0- 0	302	155	118	118	15	15	
TOTALS	RPI 1-25	RPI 26-50	W-L RECORDS	RPI 51-100	RPI 101-150	RPI 150+				
15- 4	0- 1	0- 0	OVERALL	1- 1	1- 1	13- 1				
7- 1	0- 0	0- 0	HOME	1- 1	0- 0	6- 0				
6- 3	0- 1	0- 0	AWAY	0- 0	1- 1	5- 1				
2- 0	0- 0	0- 0	NEUTRAL	0- 0	0- 0	2- 0				
8- 2	0- 1	0- 0	NON-CONFERENCE	0- 1	0- 0	8- 0				
3- 1	0- 0	0- 0	HOME	0- 1	0- 0	3- 0				
3- 1	0- 1	0- 0	AWAY	0- 0	0- 0	3- 0				
2- 0	0- 0	0- 0	NEUTRAL	0- 0	0- 0	2- 0				
7- 2	0- 0	0- 0	CONFERENCE	1- 0	1- 1	5- 1				
4- 0	0- 0	0- 0	HOME	1- 0	0- 0	3- 0				
3- 2	0- 0	0- 0	AWAY	0- 0	1- 1	2- 1				
0- 0	0- 0	0- 0	NEUTRAL	0- 0	0- 0	0- 0				

RPI 1-25				RPI 26-50				RPI 51-100				Team's RPI: 95		RPI 101+			
RPI	S	Opponent	Score	RPI	S	Opponent	Score	RPI	S	Opponent	Score			RPI	S	Opponent	Score
22	A	Florida St.	67 103					59	H	Middle Tenn.	64 67			108	A	South Alabama	77 80
								82	H	Little Rock	71 66			137	A	Appalachian St.	83 72
														153	A	Georgia St.	80 84
														183	H	Arkansas St.	87 79
														187	A	Coastal Caro.	82 81
														205	A	Ole Miss	71 54
														207	N	Sam Houston St.	84 79
														219	H	Alabama St.	116 46
														223	A	Jacksonville St.	89 63
														242	H	Louisiana	90 64
														245	A	ETSU	84 66
														258	H	Samford	72 52
														273	A	Ga. Southern	97 81
														290	H	Tennessee St.	92 67
														313	H	La.-Monroe	78 56
														320	N	Mississippi Val.	75 54
LAST 12 Division I GAMES:																	
242	H	Louisiana	90 64	108	A	South Alabama	77 80										
313	H	La.-Monroe	78 56	137	A	Appalachian St.	83 72										
153	A	Georgia St.	80 84	187	A	Coastal Caro.	82 81										
273	A	Ga. Southern	97 81	223	A	Jacksonville St.	89 63										
183	H	Arkansas St.	87 79	205	A	Ole Miss	71 54										
82	H	Little Rock	71 66	59	H	Middle Tenn.	64 67										

Non-Div I Games: Talladega 91 70

Troy

T
u
l
a
n
e

Tulane				Through Games Of Feb. 2, 2019						
Average RPI Win:	196	WON-LOST	WINNING	LAST 10	STRENGTH OF	OPP. STRENGTH	TEAM	ADJ.	CONF.	ADJ CONF.
Average RPI Loss:	121	RECORD	PCT. RANK	GAMES	SCHEDULE	OF SCHEDULE	RPI	RPI	RPI	RPI
DIV. I ONLY		14- 7	84	1- 0	184	101	122	122	9	9
DIV. I NON-CONF.		10- 3	59	1- 0	213	65	92	92	9	9

TOTALS	RPI 1-25		RPI 26-50		W-L RECORDS		RPI 51-100		RPI 101-150	RPI 150+
14- 7	1- 2		0- 0		OVERALL		1- 1		1- 1	11- 3
7- 3	0- 1		0- 0		HOME		0- 1		1- 0	6- 1
4- 3	0- 0		0- 0		AWAY		1- 0		0- 1	3- 2
3- 1	1- 1		0- 0		NEUTRAL		0- 0		0- 0	2- 0
10- 3	1- 1		0- 0		NON-CONFERENCE		1- 1		1- 1	7- 0
6- 1	0- 0		0- 0		HOME		0- 1		1- 0	5- 0
1- 1	0- 0		0- 0		AWAY		1- 0		0- 1	0- 0
3- 1	1- 1		0- 0		NEUTRAL		0- 0		0- 0	2- 0
4- 4	0- 1		0- 0		CONFERENCE		0- 0		0- 0	4- 3
1- 2	0- 1		0- 0		HOME		0- 0		0- 0	1- 1
3- 2	0- 0		0- 0		AWAY		0- 0		0- 0	3- 2
0- 0	0- 0		0- 0		NEUTRAL		0- 0		0- 0	0- 0

RPI 1-25				RPI 26-50				RPI 51-100				RPI 101+ Team's RPI: 122			
RPI	S	Opponent	Score	RPI	S	Opponent	Score	RPI	S	Opponent	Score	RPI	S	Opponent	Score
7	H	UConn	33 75					58	A	LSU	56 54	111	A	Alabama	58 69
21	N	Central Mich.	68 57					64	H	Old Dominion	48 56	129	H	Washington	63 51
23	N	California	57 65									157	A	South Fla.	46 73
												175	H	Texas St.	67 61
												185	A	Temple	66 57
												186	H	Southern Miss.	71 54
												191	H	Nicholls St.	71 46
												203	A	SMU	61 43
												213	A	Memphis	62 61
												221	A	East Carolina	61 63
												221	H	East Carolina	68 57
												247	H	Texas Southern	62 56
												261	H	Wichita St.	44 62
												272	N	Cleveland St.	81 72
												289	H	Fla. Atlantic	88 45
												348	N	Florida A&M	78 34
LAST 12 Division I GAMES:															
221	A	East Carolina	61 63	175	H	Texas St.	67 61								
213	A	Memphis	62 61	185	A	Temple	66 57								
261	H	Wichita St.	44 62	221	H	East Carolina	68 57								
157	A	South Fla.	46 73	348	N	Florida A&M	78 34								
7	H	UConn	33 75	21	N	Central Mich.	68 57								
203	A	SMU	61 43	64	H	Old Dominion	48 56								

Non-Div I Games:

Tulane

Average RPI Win:	206	WON-LOST	WINNING	LAST 10	STRENGTH OF	OPP. STRENGTH	TEAM	ADJ.	CONF.	ADJ CONF.
Average RPI Loss:	97	RECORD	PCT. RANK	GAMES	SCHEDULE	OF SCHEDULE	RPI	RPI	RPI	RPI
DIV. I ONLY	9- 12	214	0- 1	87	97	160	160	9	9	
DIV. I NON-CONF.	6- 7	172	0- 1	77	79	130	130	9	9	
TOTALS	RPI 1-25	RPI 26-50	W-L RECORDS	RPI 51-100	RPI 101-150	RPI 150+				
9- 12	0- 2	0- 0	OVERALL	0- 6	1- 1	8- 3				
6- 4	0- 0	0- 0	HOME	0- 3	0- 0	6- 1				
2- 8	0- 2	0- 0	AWAY	0- 3	0- 1	2- 2				
1- 0	0- 0	0- 0	NEUTRAL	0- 0	1- 0	0- 0				
6- 7	0- 1	0- 0	NON-CONFERENCE	0- 4	1- 1	5- 1				
4- 2	0- 0	0- 0	HOME	0- 2	0- 0	4- 0				
1- 5	0- 1	0- 0	AWAY	0- 2	0- 1	1- 1				
1- 0	0- 0	0- 0	NEUTRAL	0- 0	1- 0	0- 0				
3- 5	0- 1	0- 0	CONFERENCE	0- 2	0- 0	3- 2				
2- 2	0- 0	0- 0	HOME	0- 1	0- 0	2- 1				
1- 3	0- 1	0- 0	AWAY	0- 1	0- 0	1- 1				
0- 0	0- 0	0- 0	NEUTRAL	0- 0	0- 0	0- 0				

RPI	S	Opponent	Score	RPI	S	Opponent	Score	RPI	S	Opponent	Score	RPI	S	Opponent	Score
15	A	UCF	44 60					60	A	Belmont	53 78	103	A	American	52 68
16	A	Arizona St.	52 70					61	H	Arkansas	59 61	111	N	Alabama	80 73
								63	A	SFA	34 76	159	H	Abilene Christian	75 63
								82	H	Little Rock	53 63	183	A	Arkansas St.	60 73
								87	H	Cincinnati	50 70	184	A	Oral Roberts	76 68
								96	A	Houston	44 76	185	H	Temple	61 75
												199	H	Saint Louis	86 75
												213	A	Memphis	56 59
												213	H	Memphis	46 39
												221	A	East Carolina	75 55
												230	H	Stetson	55 54
												261	H	Wichita St.	63 49
												279	H	UTEP	66 45
LAST 12 Division I GAMES:															
213	A	Memphis	56 59	16	A	Arizona St.	52 70	213	H	Memphis	46 39				
185	H	Temple	61 75	261	H	Wichita St.	63 49	279	H	UTEP	66 45				
96	A	Houston	44 76	61	H	Arkansas	59 61								
87	H	Cincinnati	50 70	82	H	Little Rock	53 63								
15	A	UCF	44 60												
221	A	East Carolina	75 55												

Non-Div I Games:

Tulsa

■ Loss,
■ Non-Conf, S Site,
■ Home
■ Away
N Neutral

Average RPI Win:	248	WON-LOST	WINNING	LAST 10	STRENGTH OF	OPP. STRENGTH	TEAM	ADJ.	CONF.	ADJ CONF.
Average RPI Loss:	77	RECORD	PCT. RANK	GAMES	SCHEDULE	OF SCHEDULE	RPI	RPI	RPI	RPI
DIV. I ONLY	17- 4	26	0- 1	331	161	141	141	14	14	
DIV. I NON-CONF.	11- 1	13	0- 1	340	241	121	121	19	19	
TOTALS	RPI 1-25	RPI 26-50	W-L RECORDS	RPI 51-100	RPI 101-150	RPI 150+				
17- 4	0- 0	0- 1	OVERALL	1- 2	2- 0	14- 1				
7- 2	0- 0	0- 1	HOME	0- 0	1- 0	6- 1				
8- 1	0- 0	0- 0	AWAY	1- 1	0- 0	7- 0				
2- 1	0- 0	0- 0	NEUTRAL	0- 1	1- 0	1- 0				
11- 1	0- 0	0- 0	NON-CONFERENCE	1- 1	2- 0	8- 0				
5- 0	0- 0	0- 0	HOME	0- 0	1- 0	4- 0				
4- 0	0- 0	0- 0	AWAY	1- 0	0- 0	3- 0				
2- 1	0- 0	0- 0	NEUTRAL	0- 1	1- 0	1- 0				
6- 3	0- 0	0- 1	CONFERENCE	0- 1	0- 0	6- 1				
2- 2	0- 0	0- 1	HOME	0- 0	0- 0	2- 1				
4- 1	0- 0	0- 0	AWAY	0- 1	0- 0	4- 0				
0- 0	0- 0	0- 0	NEUTRAL	0- 0	0- 0	0- 0				

RPI S	Opponent	Score	RPI S	Opponent	Score	RPI S	Opponent	Score	RPI S	Opponent	Score	Team's RPI: 141
39	H Rice	43 55	56	N Tennessee	69 73	137	H Appalachian St.	80 61	145	N Oklahoma	89 84	
			59	A Middle Tenn.	44 60	154	H Louisiana Tech	68 73	177	H North Texas	70 60	
			92	A FGCU	62 60	186	H Southern Miss.	71 60	213	H Memphis	85 54	
						219	A Alabama St.	62 47	258	A Samford	66 41	
						277	A UTSA	59 42	279	A UTEP	74 48	
						289	A Fla. Atlantic	89 64	299	H Alabama A&M	82 47	
						314	H McNeese	91 48	316	A FIU	83 59	
						318	N Coppin St.	86 61	344	A Chicago St.	90 45	
						350	H Alcorn	80 53				
LAST 12 Division I GAMES:												
59	A Middle Tenn.	44 60	56	N Tennessee	69 73							
39	H Rice	43 55	154	H Louisiana Tech	68 73							
177	H North Texas	70 60	316	A FIU	83 59							
277	A UTSA	59 42	289	A Fla. Atlantic	89 64							
279	A UTEP	74 48	92	A FGCU	62 60							
186	H Southern Miss.	71 60	318	N Coppin St.	86 61							

Non-Div I Games: Ala.-Huntsville 83 58

UAB

Loss, Non-Conf, S Site, H Home A Away N Neutral

Average RPI Win:	203	WON-LOST	WINNING	LAST 10	STRENGTH OF	OPP. STRENGTH	TEAM	ADJ.	CONF.	ADJ CONF.
Average RPI Loss:	128	RECORD	PCT. RANK	GAMES	SCHEDULE	OF SCHEDULE	RPI	RPI	RPI	RPI
DIV. I ONLY	14- 6	71	0- 1	165	146	78	78	22	22	
DIV. I NON-CONF.	7- 5	132	0- 1	212	56	117	117	21	21	
TOTALS	RPI 1-25	RPI 26-50	W-L RECORDS	RPI 51-100	RPI 101-150	RPI 150+				
14- 6	0- 1	0- 0	OVERALL	1- 1	3- 2	10- 2				
7- 1	0- 0	0- 0	HOME	1- 1	1- 0	5- 0				
6- 5	0- 1	0- 0	AWAY	0- 0	2- 2	4- 2				
1- 0	0- 0	0- 0	NEUTRAL	0- 0	0- 0	1- 0				
7- 5	0- 1	0- 0	NON-CONFERENCE	1- 1	1- 2	5- 1				
3- 1	0- 0	0- 0	HOME	1- 1	0- 0	2- 0				
3- 4	0- 1	0- 0	AWAY	0- 0	1- 2	2- 1				
1- 0	0- 0	0- 0	NEUTRAL	0- 0	0- 0	1- 0				
7- 1	0- 0	0- 0	CONFERENCE	0- 0	2- 0	5- 1				
4- 0	0- 0	0- 0	HOME	0- 0	1- 0	3- 0				
3- 1	0- 0	0- 0	AWAY	0- 0	1- 0	2- 1				
0- 0	0- 0	0- 0	NEUTRAL	0- 0	0- 0	0- 0				

RPI 1-25				RPI 26-50				RPI 51-100				Team's RPI: 78		RPI 101+			
RPI	S	Opponent	Score	RPI	S	Opponent	Score	RPI	S	Opponent	Score		RPI	S	Opponent	Score	
5	A	Stanford	43 71					52	H	Saint Mary's (CA)	76 74		110	A	Loyola Marymount	53 60	
								79	H	Pacific	80 83		115	A	Washington St.	75 62	
													146	A	CSUN	60 49	
													146	H	CSUN	70 54	
													147	A	Montana	56 62	
													152	H	UC Irvine	80 57	
													164	A	Portland St.	50 65	
													172	A	UC Riverside	67 59	
													227	A	San Francisco	70 68	
													235	A	Sacramento St.	109 60	
													240	N	Nevada	84 68	
													248	H	Long Beach St.	70 50	
													253	A	Cal St. Fullerton	75 39	
													253	H	Cal St. Fullerton	75 51	
													257	H	Southern Utah	68 45	
													262	A	Hawaii	60 65	
													341	H	Seattle U	76 59	
LAST 12 Division I GAMES:																	
				146	H	CSUN	70 54					147	A	Montana	56 62		
				248	H	Long Beach St.	70 50					262	A	Hawaii	60 65		
				253	A	Cal St. Fullerton	75 39					172	A	UC Riverside	67 59		
				146	A	CSUN	60 49					52	H	Saint Mary's (CA)	76 74		
				152	H	UC Irvine	80 57					227	A	San Francisco	70 68		
				253	H	Cal St. Fullerton	75 51					341	H	Seattle U	76 59		

Non-Div I Games: Dominican (CA) 92 42

UC Davis

■ Loss,
 ■ Non-Conf,
 ■ S Site,
 ■ H Home
 ■ A Away
 N Neutral

Average RPI Win:	258	WON-LOST	WINNING	LAST 10	STRENGTH OF	OPP. STRENGTH	TEAM	ADJ.	CONF.	ADJ CONF.
Average RPI Loss:	126	RECORD	PCT. RANK	GAMES	SCHEDULE	OF SCHEDULE	RPI	RPI	RPI	RPI
DIV. I ONLY	13- 4	43	1- 0	336	231	152	152	22	22	
DIV. I NON-CONF.	9- 2	43	0- 0	314	254	148	148	21	21	
TOTALS	RPI 1-25	RPI 26-50	W-L RECORDS	RPI 51-100	RPI 101-150	RPI 150+				
13- 4	0- 1	0- 0	OVERALL	0- 1	1- 0	12- 2				
7- 1	0- 0	0- 0	HOME	0- 0	1- 0	6- 1				
4- 3	0- 1	0- 0	AWAY	0- 1	0- 0	4- 1				
2- 0	0- 0	0- 0	NEUTRAL	0- 0	0- 0	2- 0				
9- 2	0- 1	0- 0	NON-CONFERENCE	0- 0	0- 0	9- 1				
4- 1	0- 0	0- 0	HOME	0- 0	0- 0	4- 1				
3- 1	0- 1	0- 0	AWAY	0- 0	0- 0	3- 0				
2- 0	0- 0	0- 0	NEUTRAL	0- 0	0- 0	2- 0				
4- 2	0- 0	0- 0	CONFERENCE	0- 1	1- 0	3- 1				
3- 0	0- 0	0- 0	HOME	0- 0	1- 0	2- 0				
1- 2	0- 0	0- 0	AWAY	0- 1	0- 0	1- 1				
0- 0	0- 0	0- 0	NEUTRAL	0- 0	0- 0	0- 0				

RPI 1-25				RPI 26-50				RPI 51-100				RPI 101+ Team's RPI: 152			
RPI	S	Opponent	Score	RPI	S	Opponent	Score	RPI	S	Opponent	Score	RPI	S	Opponent	Score
4	A	Oregon	69 115					78	A	UC Davis	57 80	146	H	CSUN	65 61
												164	A	Portland St.	73 68
												166	A	Portland	84 69
												172	A	UC Riverside	72 88
												173	N	Indiana St.	77 61
												212	H	UNLV	57 55
												251	H	San Diego St.	70 78
												257	H	Southern Utah	75 58
												276	H	CSU Bakersfield	85 78
												306	H	UC Santa Barbara	74 68
												321	A	Cal Poly	75 59
												321	H	Cal Poly	73 57
												326	A	San Jose St.	74 66
												341	H	Seattle U	65 60
												351	N	LIU Brooklyn	84 71
LAST 12 Division I GAMES:															
321	H	Cal Poly	73 57	306	H	UC Santa Barbara	74 68								
78	A	UC Davis	57 80	4	A	Oregon	69 115								
172	A	UC Riverside	72 88	164	A	Portland St.	73 68								
146	H	CSUN	65 61	166	A	Portland	84 69								
321	A	Cal Poly	75 59	251	H	San Diego St.	70 78								
341	H	Seattle U	65 60	326	A	San Jose St.	74 66								

Non-Div I Games: LIFE Pacific 105 31

UC Irvine

■ Loss,
 ■ Non-Conf, S Site,
 ■ Home
 ■ Away
 N Neutral

UC Riverside

Through Games Of Feb. 2, 2019

Average RPI Win:	235	WON-LOST	WINNING	LAST 10	STRENGTH OF	OPP. STRENGTH	TEAM	ADJ.	CONF.	ADJ CONF.
Average RPI Loss:	129	RECORD	PCT. RANK	GAMES	SCHEDULE	OF SCHEDULE	RPI	RPI	RPI	RPI
DIV. I ONLY	10- 11	178	1- 0	172	171	172	172	22	22	
DIV. I NON-CONF.	6- 8	199	1- 0	135	160	163	163	21	21	
TOTALS	RPI 1-25	RPI 26-50	W-L RECORDS	RPI 51-100	RPI 101-150	RPI 150+				
10- 11	0- 2	0- 2	OVERALL	0- 2	0- 1	10- 4				
5- 2	0- 0	0- 0	HOME	0- 1	0- 0	5- 1				
4- 6	0- 0	0- 2	AWAY	0- 1	0- 1	4- 2				
1- 3	0- 2	0- 0	NEUTRAL	0- 0	0- 0	1- 1				
6- 8	0- 2	0- 2	NON-CONFERENCE	0- 1	0- 0	6- 3				
3- 0	0- 0	0- 0	HOME	0- 0	0- 0	3- 0				
2- 5	0- 0	0- 2	AWAY	0- 1	0- 0	2- 2				
1- 3	0- 2	0- 0	NEUTRAL	0- 0	0- 0	1- 1				
4- 3	0- 0	0- 0	CONFERENCE	0- 1	0- 1	4- 1				
2- 2	0- 0	0- 0	HOME	0- 1	0- 0	2- 1				
2- 1	0- 0	0- 0	AWAY	0- 0	0- 1	2- 0				
0- 0	0- 0	0- 0	NEUTRAL	0- 0	0- 0	0- 0				

RPI 1-25				RPI 26-50				RPI 51-100				RPI 101+ Team's RPI: 172			
RPI	S	Opponent	Score	RPI	S	Opponent	Score	RPI	S	Opponent	Score	RPI	S	Opponent	Score
4	N	Oregon	44 94	32	A	BYU	70 72	78	H	UC Davis	59 67	146	A	CSUN	56 69
20	N	Texas A&M	63 70	50	A	Southern California	55 73	89	A	Oklahoma St.	51 76	152	H	UC Irvine	88 72
												161	H	New Mexico St.	65 64
												187	H	Coastal Caro.	62 43
												193	N	Milwaukee	54 56
												197	N	Eastern Wash.	57 45
												248	A	Long Beach St.	73 59
												248	H	Long Beach St.	45 63
												257	H	Southern Utah	56 50
												262	A	Hawaii	60 55
												268	A	Utah Valley	53 56
												276	A	CSU Bakersfield	79 67
												287	A	California Baptist	57 65
												306	H	UC Santa Barbara	73 60
												307	A	Weber St.	71 39
LAST 12 Division I GAMES:															
306	H	UC Santa Barbara	73 60	257	H	Southern Utah	56 50								
262	A	Hawaii	60 55	78	H	UC Davis	59 67								
248	A	Long Beach St.	73 59	276	A	CSU Bakersfield	79 67								
146	A	CSUN	56 69	161	H	New Mexico St.	65 64								
152	H	UC Irvine	88 72	268	A	Utah Valley	53 56								
248	H	Long Beach St.	45 63	307	A	Weber St.	71 39								

Non-Div I Games:

UC Riverside

■ Loss,
 ■ Non-Conf,
 ■ S Site,
 ■ H Home
 ■ A Away
 N Neutral

Average RPI Win:	266	WON-LOST	WINNING	LAST 10	STRENGTH OF	OPP. STRENGTH	TEAM	ADJ.	CONF.	ADJ CONF.
Average RPI Loss:	177	RECORD	PCT. RANK	GAMES	SCHEDULE	OF SCHEDULE	RPI	RPI	RPI	RPI
DIV. I ONLY	4- 16	313	1- 0	228	247	306	306	22	22	
DIV. I NON-CONF.	3- 10	278	1- 0	193	235	282	282	21	21	
TOTALS	RPI 1-25	RPI 26-50	W-L RECORDS	RPI 51-100	RPI 101-150	RPI 150+				
4- 16	0- 1	0- 1	OVERALL	0- 2	0- 2	4- 10				
2- 7	0- 0	0- 0	HOME	0- 1	0- 1	2- 5				
1- 9	0- 1	0- 1	AWAY	0- 1	0- 1	1- 5				
1- 0	0- 0	0- 0	NEUTRAL	0- 0	0- 0	1- 0				
3- 10	0- 1	0- 1	NON-CONFERENCE	0- 2	0- 1	3- 5				
1- 5	0- 0	0- 0	HOME	0- 1	0- 1	1- 3				
1- 5	0- 1	0- 1	AWAY	0- 1	0- 0	1- 2				
1- 0	0- 0	0- 0	NEUTRAL	0- 0	0- 0	1- 0				
1- 6	0- 0	0- 0	CONFERENCE	0- 0	0- 1	1- 5				
1- 2	0- 0	0- 0	HOME	0- 0	0- 0	1- 2				
0- 4	0- 0	0- 0	AWAY	0- 0	0- 1	0- 3				
0- 0	0- 0	0- 0	NEUTRAL	0- 0	0- 0	0- 0				

RPI 1-25				RPI 26-50				RPI 51-100				RPI 101+ Team's RPI: 306			
RPI	S	Opponent	Score	RPI	S	Opponent	Score	RPI	S	Opponent	Score	RPI	S	Opponent	Score
23	A	California	45 69	50	A	Southern California	39 82	52	H	Saint Mary's (CA)	55 80	110	H	Loyola Marymount	57 70
								79	A	Pacific	53 69	146	A	CSUN	65 73
												152	A	UC Irvine	68 74
												161	H	New Mexico St.	73 81
												172	A	UC Riverside	60 73
												212	A	UNLV	51 69
												224	N	Dartmouth	62 56
												248	H	Long Beach St.	60 54
												251	A	San Diego St.	63 58
												253	H	Cal St. Fullerton	52 59
												262	H	Hawaii	35 47
												268	A	Utah Valley	54 63
												276	H	CSU Bakersfield	48 56
												287	H	California Baptist	64 76
												321	A	Cal Poly	67 75
												340	H	Grand Canyon	66 55
LAST 12 Division I GAMES:															
172	A	UC Riverside	60 73	224	N	Dartmouth	62 56	146	A	CSUN	65 73	161	H	New Mexico St.	73 81
152	A	UC Irvine	68 74	251	A	San Diego St.	63 58	287	H	California Baptist	64 76	23	A	California	45 69
262	H	Hawaii	35 47												
253	H	Cal St. Fullerton	52 59												
248	H	Long Beach St.	60 54												
321	A	Cal Poly	67 75												

Non-Div I Games:

UC Santa Barbara

■ Loss,
■ Non-Conf,
■ S Site,
■ H Home
■ A Away
N Neutral

Average RPI Win:	153	WON-LOST	WINNING	LAST 10	STRENGTH OF	OPP. STRENGTH	TEAM	ADJ.	CONF.	ADJ CONF.
Average RPI Loss:	12	RECORD	PCT. RANK	GAMES	SCHEDULE	OF SCHEDULE	RPI	RPI	RPI	RPI
DIV. I ONLY	18- 3	13	1- 0	60	64	15	15	9	9	
DIV. I NON-CONF.	11- 2	31	0- 0	54	35	15	15	9	9	
TOTALS	RPI 1-25	RPI 26-50	W-L RECORDS	RPI 51-100	RPI 101-150	RPI 150+				
18- 3	0- 3	1- 0	OVERALL	4- 0	3- 0	10- 0				
8- 0	0- 0	1- 0	HOME	3- 0	1- 0	3- 0				
9- 2	0- 2	0- 0	AWAY	1- 0	2- 0	6- 0				
1- 1	0- 1	0- 0	NEUTRAL	0- 0	0- 0	1- 0				
11- 2	0- 2	1- 0	NON-CONFERENCE	2- 0	3- 0	5- 0				
4- 0	0- 0	1- 0	HOME	1- 0	1- 0	1- 0				
6- 1	0- 1	0- 0	AWAY	1- 0	2- 0	3- 0				
1- 1	0- 1	0- 0	NEUTRAL	0- 0	0- 0	1- 0				
7- 1	0- 1	0- 0	CONFERENCE	2- 0	0- 0	5- 0				
4- 0	0- 0	0- 0	HOME	2- 0	0- 0	2- 0				
3- 1	0- 1	0- 0	AWAY	0- 0	0- 0	3- 0				
0- 0	0- 0	0- 0	NEUTRAL	0- 0	0- 0	0- 0				

RPI	S	Opponent	Score	RPI	S	Opponent	Score	RPI	S	Opponent	Score	RPI	S	Opponent	Score
7	A	UConn	57 93	40	H	Villanova	71 56	66	A	Quinnipiac	47 45	113	A	Pittsburgh	61 58
9	N	Syracuse	52 57					79	H	Pacific	64 57	130	H	Chattanooga	75 37
21	A	Central Mich.	68 75					87	H	Cincinnati	56 55	148	A	Duquesne	71 63
								96	H	Houston	58 56	151	A	Mercer	76 42
												157	A	South Fla.	62 49
												160	H	Tulsa	60 44
												168	A	Delaware	71 60
												203	H	SMU	55 43
												213	A	Memphis	68 55
												221	A	East Carolina	61 58
												228	N	Liberty	53 45
												230	A	Stetson	78 55
												269	H	Richmond	70 48
LAST 12 Division I GAMES:															
7	A	UConn	57 93	96	H	Houston	58 56	213	A	Memphis	68 55				
221	A	East Carolina	61 58	66	A	Quinnipiac	47 45	9	N	Syracuse	52 57				
203	H	SMU	55 43					228	N	Liberty	53 45				
160	H	Tulsa	60 44					79	H	Pacific	64 57				
87	H	Cincinnati	56 55												
157	A	South Fla.	62 49												

Non-Div I Games:

UCF

■ Loss,
 ■ Non-Conf,
 ■ S Site,
 ■ H Home
 ■ A Away
 N Neutral

Average RPI Win:	118	WON-LOST	WINNING	LAST 10	STRENGTH OF	OPP. STRENGTH	TEAM	ADJ.	CONF.	ADJ CONF.
Average RPI Loss:	51	RECORD	PCT. RANK	GAMES	SCHEDULE	OF SCHEDULE	RPI	RPI	RPI	RPI
DIV. I ONLY	12- 9	131	1- 0	16	18	48	48	2	2	
DIV. I NON-CONF.	7- 5	132	0- 0	56	59	97	97	2	2	
TOTALS	RPI 1-25	RPI 26-50	W-L RECORDS	RPI 51-100	RPI 101-150	RPI 150+				
12- 9	2- 2	2- 5	OVERALL	2- 0	4- 1	2- 1				
7- 4	0- 1	1- 3	HOME	1- 0	4- 0	1- 0				
5- 2	2- 1	1- 0	AWAY	1- 0	0- 1	1- 0				
0- 3	0- 0	0- 2	NEUTRAL	0- 0	0- 0	0- 1				
7- 5	0- 0	1- 3	NON-CONFERENCE	1- 0	3- 1	2- 1				
6- 1	0- 0	1- 1	HOME	1- 0	3- 0	1- 0				
1- 1	0- 0	0- 0	AWAY	0- 0	0- 1	1- 0				
0- 3	0- 0	0- 2	NEUTRAL	0- 0	0- 0	0- 1				
5- 4	2- 2	1- 2	CONFERENCE	1- 0	1- 0	0- 0				
1- 3	0- 1	0- 2	HOME	0- 0	1- 0	0- 0				
4- 1	2- 1	1- 0	AWAY	1- 0	0- 0	0- 0				
0- 0	0- 0	0- 0	NEUTRAL	0- 0	0- 0	0- 0				

RPI 1-25				RPI 26-50				Team's RPI: 48	RPI 51-100				RPI 101+			
RPI	S	Opponent	Score	RPI	S	Opponent	Score		RPI	S	Opponent	Score	RPI	S	Opponent	Score
4	H	Oregon	52 72	29	N	North Carolina	49 83		71	A	Arizona	98 93	109	H	Georgia	80 69
5	A	Stanford	80 86	30	N	Kentucky	74 75		89	H	Oklahoma St.	71 59	110	A	Loyola Marymount	63 69
16	A	Arizona St.	61 59	33	H	Indiana	65 67						115	H	Washington St.	83 56
23	A	California	84 79	38	H	Oregon St.	73 83						119	H	Seton Hall	78 62
				39	H	Rice	59 50						128	H	Fresno St.	89 80
				50	A	Southern California	72 65						157	N	South Fla.	56 60
				50	H	Southern California	67 72						321	H	Cal Poly	81 35
													333	A	UIC	78 47
LAST 12 Division I GAMES:																
71	A	Arizona	98 93	115	H	Washington St.	83 56									
16	A	Arizona St.	61 59	23	A	California	84 79									
50	H	Southern California	67 72	50	A	Southern California	72 65									
4	H	Oregon	52 72	321	H	Cal Poly	81 35									
38	H	Oregon St.	73 83	333	A	UIC	78 47									
5	A	Stanford	80 86	89	H	Oklahoma St.	71 59									

Non-Div I Games:

UCLA

■ Loss,
 ■ Non-Conf,
 ■ S Site,
 ■ H Home
 ■ A Away
 N Neutral

Average RPI Win:	111	WON-LOST	WINNING	LAST 10	STRENGTH OF	OPP. STRENGTH	TEAM	ADJ.	CONF.	ADJ CONF.
Average RPI Loss:	3	RECORD	PCT. RANK	GAMES	SCHEDULE	OF SCHEDULE	RPI	RPI	RPI	RPI
DIV. I ONLY	19- 2	8	1- 0	30	4	7	7	9	9	
DIV. I NON-CONF.	11- 2	31	0- 0	27	1	8	8	9	9	
TOTALS	RPI 1-25	RPI 26-50	W-L RECORDS	RPI 51-100	RPI 101-150	RPI 150+				
19- 2	3- 2	2- 0	OVERALL	3- 0	5- 0	6- 0				
7- 0	1- 0	1- 0	HOME	1- 0	2- 0	2- 0				
8- 2	2- 2	0- 0	AWAY	2- 0	2- 0	2- 0				
4- 0	0- 0	1- 0	NEUTRAL	0- 0	1- 0	2- 0				
11- 2	2- 2	2- 0	NON-CONFERENCE	0- 0	4- 0	3- 0				
3- 0	0- 0	1- 0	HOME	0- 0	2- 0	0- 0				
4- 2	2- 2	0- 0	AWAY	0- 0	1- 0	1- 0				
4- 0	0- 0	1- 0	NEUTRAL	0- 0	1- 0	2- 0				
8- 0	1- 0	0- 0	CONFERENCE	3- 0	1- 0	3- 0				
4- 0	1- 0	0- 0	HOME	1- 0	0- 0	2- 0				
4- 0	0- 0	0- 0	AWAY	2- 0	1- 0	1- 0				
0- 0	0- 0	0- 0	NEUTRAL	0- 0	0- 0	0- 0				

RPI	S	Opponent	Score	RPI	S	Opponent	Score	RPI	S	Opponent	Score	RPI	S	Opponent	Score
1	A	Notre Dame	89 71	34	H	DePaul	99 63	87	A	Cincinnati	65 55	101	H	Ohio St.	85 53
2	A	Louisville	69 78	42	N	Purdue	86 40	87	H	Cincinnati	82 38	119	H	Seton Hall	99 61
3	A	Baylor	57 68					96	A	Houston	81 61	122	A	Tulane	75 33
15	H	UCF	93 57									126	N	St. John's (NY)	65 55
23	A	California	76 66									145	A	Oklahoma	72 63
LAST 12 Division I GAMES:															
2	A	Louisville	69 78	87	A	Cincinnati	65 55	3	A	Baylor	57 68	23	A	California	76 66
15	H	UCF	93 57	87	H	Cincinnati	82 38	23	A	California	76 66	122	A	Tulane	75 33
203	H	SMU	79 39	96	A	Houston	81 61	145	A	Oklahoma	72 63	157	H	South Fla.	63 46
185	A	Temple	88 67												

Non-Div I Games:

UConn

■ Loss,
 ■ Non-Conf, S Site,
 ■ Home
 ■ Away
 N Neutral

Average RPI Win:	313	WON-LOST	WINNING	LAST 10	STRENGTH OF	OPP. STRENGTH	TEAM	ADJ.	CONF.	ADJ CONF.
Average RPI Loss:	171	RECORD	PCT. RANK	GAMES	SCHEDULE	OF SCHEDULE	RPI	RPI	RPI	RPI
DIV. I ONLY	3- 19	331	0- 1	261	210	333	333	20	20	
DIV. I NON-CONF.	2- 9	297	0- 0	245	211	310	310	18	18	
TOTALS	RPI 1-25	RPI 26-50	W-L RECORDS	RPI 51-100	RPI 101-150	RPI 150+				
3- 19	0- 1	0- 1	OVERALL	0- 5	0- 2	3- 10				
2- 6	0- 0	0- 1	HOME	0- 2	0- 0	2- 3				
1- 11	0- 1	0- 0	AWAY	0- 3	0- 2	1- 5				
0- 2	0- 0	0- 0	NEUTRAL	0- 0	0- 0	0- 2				
2- 9	0- 1	0- 1	NON-CONFERENCE	0- 2	0- 0	2- 5				
1- 3	0- 0	0- 1	HOME	0- 1	0- 0	1- 1				
1- 4	0- 1	0- 0	AWAY	0- 1	0- 0	1- 2				
0- 2	0- 0	0- 0	NEUTRAL	0- 0	0- 0	0- 2				
1- 10	0- 0	0- 0	CONFERENCE	0- 3	0- 2	1- 5				
1- 3	0- 0	0- 0	HOME	0- 1	0- 0	1- 2				
0- 7	0- 0	0- 0	AWAY	0- 2	0- 2	0- 3				
0- 0	0- 0	0- 0	NEUTRAL	0- 0	0- 0	0- 0				

RPI 1-25				RPI 26-50				RPI 51-100				RPI 101+ Team's RPI: 333			
RPI	S	Opponent	Score	RPI	S	Opponent	Score	RPI	S	Opponent	Score	RPI	S	Opponent	Score
11	A	Marquette	32 96	48	H	UCLA	47 78	54	H	Miami (OH)	56 65	125	A	Youngstown St.	29 81
								70	A	Green Bay	32 62	131	A	IUPUI	43 71
								85	A	Northwestern	44 87	173	A	Indiana St.	53 60
								88	A	Wright St.	47 72	190	A	Eastern Mich.	38 52
								88	H	Wright St.	46 79	193	A	Milwaukee	53 72
												211	H	Loyola Chicago	60 75
												272	A	Cleveland St.	53 71
												280	A	Northern Ky.	44 78
												280	H	Northern Ky.	49 67
												291	H	Valparaiso	75 65
												302	N	Jackson St.	57 72
												309	N	Fairfield	60 68
												310	H	Oakland	69 65
												330	H	Detroit Mercy	36 42
												337	A	Evansville	62 54
LAST 12 Division I GAMES:															
				88	A	Wright St.	47 72	280	A	Northern Ky.	44 78				
				193	A	Milwaukee	53 72	272	A	Cleveland St.	53 71				
				70	A	Green Bay	32 62	125	A	Youngstown St.	29 81				
				131	A	IUPUI	43 71	88	H	Wright St.	46 79				
				330	H	Detroit Mercy	36 42	280	H	Northern Ky.	49 67				
				310	H	Oakland	69 65	302	N	Jackson St.	57 72				

Non-Div I Games:

UIC

■ Loss,
 ■ Non-Conf,
 ■ S Site,
 ■ H Home
 ■ A Away
 N Neutral

Average RPI Win:	303	WON-LOST	WINNING	LAST 10	STRENGTH OF	OPP. STRENGTH	TEAM	ADJ.	CONF.	ADJ CONF.
Average RPI Loss:	176	RECORD	PCT. RANK	GAMES	SCHEDULE	OF SCHEDULE	RPI	RPI	RPI	RPI
DIV. I ONLY	5- 13	288	0- 1	295	228	301	301	23	23	
DIV. I NON-CONF.	4- 6	212	0- 0	301	223	270	270	24	24	
TOTALS	RPI 1-25	RPI 26-50	W-L RECORDS	RPI 51-100	RPI 101-150	RPI 150+				
5- 13	0- 1	0- 0	OVERALL	0- 2	0- 2	5- 8				
1- 7	0- 0	0- 0	HOME	0- 1	0- 1	1- 5				
2- 6	0- 1	0- 0	AWAY	0- 1	0- 1	2- 3				
2- 0	0- 0	0- 0	NEUTRAL	0- 0	0- 0	2- 0				
4- 6	0- 1	0- 0	NON-CONFERENCE	0- 0	0- 2	4- 3				
0- 4	0- 0	0- 0	HOME	0- 0	0- 1	0- 3				
2- 2	0- 1	0- 0	AWAY	0- 0	0- 1	2- 0				
2- 0	0- 0	0- 0	NEUTRAL	0- 0	0- 0	2- 0				
1- 7	0- 0	0- 0	CONFERENCE	0- 2	0- 0	1- 5				
1- 3	0- 0	0- 0	HOME	0- 1	0- 0	1- 2				
0- 4	0- 0	0- 0	AWAY	0- 1	0- 0	0- 3				
0- 0	0- 0	0- 0	NEUTRAL	0- 0	0- 0	0- 0				

RPI 1-25				RPI 26-50				RPI 51-100				RPI 101+ Team's RPI: 301			
RPI	S	Opponent	Score	RPI	S	Opponent	Score	RPI	S	Opponent	Score	RPI	S	Opponent	Score
18	A	Maryland	61 92					75	A	Maine	44 84	103	A	American	42 64
								97	H	Hartford	52 66	121	H	Towson	62 71
												162	A	Stony Brook	44 57
												176	H	UMES	67 73
												231	H	Hofstra	42 45
												238	A	Albany (NY)	44 64
												244	H	Mt. St. Mary's	52 65
												246	A	Binghamton	45 67
												271	H	Vermont	44 58
												277	N	UTSA	72 58
												294	N	Kennesaw St.	57 53
												303	A	Morgan St.	73 68
												304	H	UMass Lowell	55 67
												318	A	Coppin St.	57 52
												325	H	New Hampshire	64 62
LAST 12 Division I GAMES:															
325	H	New Hampshire	64 62	162	A	Stony Brook	44 57								
271	H	Vermont	44 58	75	A	Maine	44 84								
238	A	Albany (NY)	44 64	176	H	UMES	67 73								
246	A	Binghamton	45 67	303	A	Morgan St.	73 68								
304	H	UMass Lowell	55 67	231	H	Hofstra	42 45								
97	H	Hartford	52 66	244	H	Mt. St. Mary's	52 65								

Non-Div I Games: Notre Dame (MD) 81 43 Eastern 81 42 Gettysburg 65 51

UMBC

Loss, Non-Conf, S Site, H Home A Away N Neutral

UMES				STRENGTH OF SCHEDULE	OPP. STRENGTH OF SCHEDULE	TEAM RPI	ADJ. RPI	CONF. RPI	ADJ CONF. RPI
Average RPI Win:	282	WON-LOST RECORD	WINNING PCT. RANK						
Average RPI Loss:	155		LAST 10 GAMES						
DIV. I ONLY	10- 10	165	1- 0	240	313	176	176	32	32
DIV. I NON-CONF.	2- 9	297	0- 0	209	100	252	252	32	32

TOTALS	RPI 1-25	RPI 26-50	W-L RECORDS	RPI 51-100	RPI 101-150	RPI 150+			
10- 10	0- 2	0- 1	OVERALL	0- 0	0- 2	10- 5			
3- 2	0- 0	0- 1	HOME	0- 0	0- 0	3- 1			
7- 8	0- 2	0- 0	AWAY	0- 0	0- 2	7- 4			
0- 0	0- 0	0- 0	NEUTRAL	0- 0	0- 0	0- 0			
2- 9	0- 2	0- 1	NON-CONFERENCE	0- 0	0- 2	2- 4			
0- 1	0- 0	0- 1	HOME	0- 0	0- 0	0- 0			
2- 8	0- 2	0- 0	AWAY	0- 0	0- 2	2- 4			
0- 0	0- 0	0- 0	NEUTRAL	0- 0	0- 0	0- 0			
8- 1	0- 0	0- 0	CONFERENCE	0- 0	0- 0	8- 1			
3- 1	0- 0	0- 0	HOME	0- 0	0- 0	3- 1			
5- 0	0- 0	0- 0	AWAY	0- 0	0- 0	5- 0			
0- 0	0- 0	0- 0	NEUTRAL	0- 0	0- 0	0- 0			

RPI 1-25				RPI 26-50				RPI 51-100				RPI 101+ Team's RPI: 176			
RPI	S	Opponent	Score	RPI	S	Opponent	Score	RPI	S	Opponent	Score	RPI	S	Opponent	Score
9	A	Syracuse	51 96	26	H	Buffalo	63 69					102	A	Georgetown	55 74
24	A	Miami (FL)	53 71									107	A	Wake Forest	67 78
												194	A	George Mason	49 70
												221	A	East Carolina	69 84
												226	A	Howard	80 73
												226	H	Howard	80 72
												244	A	Mt. St. Mary's	86 73
												255	H	N.C. A&T	49 51
												259	A	Bethune-Cookman	64 52
												267	A	Norfolk St.	59 43
												269	A	Richmond	55 57
												296	H	South Carolina St.	63 43
												301	A	UMBC	73 67
												303	A	Morgan St.	73 68
												342	A	Longwood	71 83
												346	H	N.C. Central	59 49
												348	A	Florida A&M	68 36
LAST 12 Division I GAMES:															
226	A	Howard	80 73	296	H	South Carolina St.	63 43								
267	A	Norfolk St.	59 43	226	H	Howard	80 72								
259	A	Bethune-Cookman	64 52	303	A	Morgan St.	73 68								
348	A	Florida A&M	68 36	301	A	UMBC	73 67								
255	H	N.C. A&T	49 51	194	A	George Mason	49 70								
346	H	N.C. Central	59 49	244	A	Mt. St. Mary's	86 73								

Non-Div I Games: Regent 72 16 Cheyney 88 39

UMES

■ Loss,
 ■ Non-Conf,
 ■ S Site,
 ■ Home
 ■ A Away
 N Neutral

Average RPI Win:	276	WON-LOST	WINNING	LAST 10	STRENGTH OF	OPP. STRENGTH	TEAM	ADJ.	CONF.	ADJ CONF.
Average RPI Loss:	157	RECORD	PCT. RANK	GAMES	SCHEDULE	OF SCHEDULE	RPI	RPI	RPI	RPI
DIV. I ONLY	9- 10	188	0- 1	267	297	216	216	30	30	
DIV. I NON-CONF.	4- 7	228	0- 0	141	225	200	200	30	30	
TOTALS	RPI 1-25	RPI 26-50	W-L RECORDS	RPI 51-100	RPI 101-150	RPI 150+				
9- 10	0- 0	0- 1	OVERALL	0- 2	0- 0	9- 7				
3- 5	0- 0	0- 0	HOME	0- 0	0- 0	3- 5				
6- 5	0- 0	0- 1	AWAY	0- 2	0- 0	6- 2				
0- 0	0- 0	0- 0	NEUTRAL	0- 0	0- 0	0- 0				
4- 7	0- 0	0- 1	NON-CONFERENCE	0- 2	0- 0	4- 4				
2- 2	0- 0	0- 0	HOME	0- 0	0- 0	2- 2				
2- 5	0- 0	0- 1	AWAY	0- 2	0- 0	2- 2				
0- 0	0- 0	0- 0	NEUTRAL	0- 0	0- 0	0- 0				
5- 3	0- 0	0- 0	CONFERENCE	0- 0	0- 0	5- 3				
1- 3	0- 0	0- 0	HOME	0- 0	0- 0	1- 3				
4- 0	0- 0	0- 0	AWAY	0- 0	0- 0	4- 0				
0- 0	0- 0	0- 0	NEUTRAL	0- 0	0- 0	0- 0				

RPI S	Opponent	Score	RPI S	Opponent	Score	RPI S	Opponent	Score	RPI S	Opponent	Score	Team's RPI: 216
35	A Missouri	59 66	55	A Kansas St.	50 61	154	H Louisiana Tech	80 70	161	H New Mexico St.	86 90	
			93	A Kansas	55 67	169	A Denver	75 92	184	A Oral Roberts	64 75	
						194	H George Mason	84 91	196	H Illinois St.	55 62	
						210	H UTRGV	56 75	211	A Loyola Chicago	88 74	
						233	H SIUE	80 75	268	A Utah Valley	68 64	
						276	H CSU Bakersfield	57 67	287	A California Baptist	78 74	
						305	A North Dakota St.	69 59	340	H Grand Canyon	73 45	
						341	A Seattle U	86 62	344	A Chicago St.	111 58	
LAST 12 Division I GAMES:												
161	H New Mexico St.	86 90	210	H UTRGV	56 75							
341	A Seattle U	86 62	344	A Chicago St.	111 58							
268	A Utah Valley	68 64	196	H Illinois St.	55 62							
340	H Grand Canyon	73 45	154	H Louisiana Tech	80 70							
276	H CSU Bakersfield	57 67	233	H SIUE	80 75							
287	A California Baptist	78 74	211	A Loyola Chicago	88 74							

Non-Div I Games: Peru St. 98 62 Mo.-St. Louis 92 63

UMKC

Loss, Non-Conf, S Site, H Home A Away N Neutral

Average RPI Win:	288	WON-LOST	WINNING	LAST 10	STRENGTH OF	OPP. STRENGTH	TEAM	ADJ.	CONF.	ADJ CONF.
Average RPI Loss:	199	RECORD	PCT. RANK	GAMES	SCHEDULE	OF SCHEDULE	RPI	RPI	RPI	RPI
DIV. I ONLY	5- 16	304	0- 1	282	311	304	304	23	23	
DIV. I NON-CONF.	3- 9	271	0- 0	277	337	301	301	24	24	
TOTALS	RPI 1-25	RPI 26-50	W-L RECORDS	RPI 51-100	RPI 101-150	RPI 150+				
5- 16	0- 0	0- 1	OVERALL	0- 3	0- 1	5- 11				
2- 6	0- 0	0- 0	HOME	0- 2	0- 0	2- 4				
3- 10	0- 0	0- 1	AWAY	0- 1	0- 1	3- 7				
0- 0	0- 0	0- 0	NEUTRAL	0- 0	0- 0	0- 0				
3- 9	0- 0	0- 1	NON-CONFERENCE	0- 1	0- 1	3- 6				
1- 3	0- 0	0- 0	HOME	0- 1	0- 0	1- 2				
2- 6	0- 0	0- 1	AWAY	0- 0	0- 1	2- 4				
0- 0	0- 0	0- 0	NEUTRAL	0- 0	0- 0	0- 0				
2- 7	0- 0	0- 0	CONFERENCE	0- 2	0- 0	2- 5				
1- 3	0- 0	0- 0	HOME	0- 1	0- 0	1- 2				
1- 4	0- 0	0- 0	AWAY	0- 1	0- 0	1- 3				
0- 0	0- 0	0- 0	NEUTRAL	0- 0	0- 0	0- 0				

RPI S	Opponent	Score	RPI S	Opponent	Score	RPI S	Opponent	Score	RPI S	Opponent	Score	Team's RPI: 304
41	A Butler	36 89	75	A Maine	45 79	119	A Seton Hall	57 90				
			91	H Providence	47 71	162	A Stony Brook	56 76				
			97	H Hartford	44 66	202	A Massachusetts	62 59				
						209	A Holy Cross	54 63				
						224	A Dartmouth	54 70				
						229	H Colgate	52 61				
						238	A Albany (NY)	56 63				
						246	H Binghamton	50 70				
						251	A Cornell	54 63				
						271	A Vermont	42 52				
						271	H Vermont	54 51				
						298	H Bryant	57 58				
						301	A UMBC	67 55				
						303	A Morgan St.	49 61				
						315	H Saint Peter's	59 57				
						325	H New Hampshire	53 56				
						351	A LIU Brooklyn	69 64				
LAST 12 Division I GAMES:												
75	A Maine	45 79	271	A Vermont	42 52							
246	H Binghamton	50 70	162	A Stony Brook	56 76							
97	H Hartford	44 66	271	H Vermont	54 51							
238	A Albany (NY)	56 63	303	A Morgan St.	49 61							
301	A UMBC	67 55	202	A Massachusetts	62 59							
325	H New Hampshire	53 56	224	A Dartmouth	54 70							

Non-Div I Games: Fisher 79 45

UMass Lowell

■ Loss,
 ■ Non-Conf,
 ■ S Site,
 ■ H Home
 ■ A Away
 N Neutral

UNC Asheville

Through Games Of Feb. 2, 2019

Average RPI Win:	265	WON-LOST	WINNING	LAST 10	STRENGTH OF	OPP. STRENGTH	TEAM	ADJ.	CONF.	ADJ CONF.
Average RPI Loss:	153	RECORD	PCT. RANK	GAMES	SCHEDULE	OF SCHEDULE	RPI	RPI	RPI	RPI
DIV. I ONLY	10- 9	151	1- 0	194	323	180	180	28	28	
DIV. I NON-CONF.	4- 6	212	0- 0	124	285	201	201	29	29	
TOTALS	RPI 1-25	RPI 26-50	W-L RECORDS	RPI 51-100	RPI 101-150	RPI 150+				
10- 9	0- 0	0- 0	OVERALL	0- 2	2- 2	8- 5				
8- 1	0- 0	0- 0	HOME	0- 0	2- 0	6- 1				
2- 8	0- 0	0- 0	AWAY	0- 2	0- 2	2- 4				
0- 0	0- 0	0- 0	NEUTRAL	0- 0	0- 0	0- 0				
4- 6	0- 0	0- 0	NON-CONFERENCE	0- 2	1- 1	3- 3				
4- 0	0- 0	0- 0	HOME	0- 0	1- 0	3- 0				
0- 6	0- 0	0- 0	AWAY	0- 2	0- 1	0- 3				
0- 0	0- 0	0- 0	NEUTRAL	0- 0	0- 0	0- 0				
6- 3	0- 0	0- 0	CONFERENCE	0- 0	1- 1	5- 2				
4- 1	0- 0	0- 0	HOME	0- 0	1- 0	3- 1				
2- 2	0- 0	0- 0	AWAY	0- 0	0- 1	2- 1				
0- 0	0- 0	0- 0	NEUTRAL	0- 0	0- 0	0- 0				

RPI 1-25			RPI 26-50			RPI 51-100			RPI 101+ Team's RPI: 180		
RPI	S	Opponent	Score	RPI	S	Opponent	Score	RPI	S	Opponent	Score
						56 A Tennessee	46 73	120 A Radford		46 60	
						59 A Middle Tenn.	46 67	123 H Davidson		69 56	
								127 H High Point		67 56	
								140 A Tennessee Tech		53 60	
								151 A Mercer		47 61	
								156 A Charlotte		53 70	
								188 H Hampton		58 61	
								243 A Furman		47 58	
								245 H ETSU		56 55	
								249 H Campbell		60 52	
								264 A Gardner-Webb		59 69	
								275 H Winthrop		70 36	
								284 H Wofford		60 46	
								334 H Western Caro.		74 49	
								336 A Presbyterian		52 43	
								338 A USC Upstate		93 86	
								342 H Longwood		80 55	
LAST 12 Division I GAMES:											
336 A Presbyterian			52 43	275 H Winthrop			70 36				
342 H Longwood			80 55	188 H Hampton			58 61				
127 H High Point			67 56	120 A Radford			46 60				
338 A USC Upstate			93 86	151 A Mercer			47 61				
249 H Campbell			60 52	59 A Middle Tenn.			46 67				
264 A Gardner-Webb			59 69	140 A Tennessee Tech			53 60				

Non-Div I Games: Warren Wilson 92 31

UNC Asheville

■ Loss,
 ■ Non-Conf,
 ■ S Site,
 ■ H Home
 ■ A Away
 N Neutral

Through Games Of Feb. 2, 2019

RPI 1-25				RPI 26-50				RPI 51-100				RPI 101+				Team's RPI: 317	
RPI	S	Opponent	Score	RPI	S	Opponent	Score	RPI	S	Opponent	Score	RPI	S	Opponent	Score		
				29	A	North Carolina	62 83					119	N	Seton Hall	64 71		
												127	A	High Point	75 82		
												130	A	Chattanooga	54 64		
												137	A	Appalachian St.	65 68		
												151	H	Mercer	58 71		
												153	A	Georgia St.	63 70		
												187	H	Coastal Caro.	71 78		
												190	N	Eastern Mich.	49 44		
												228	H	Liberty	48 45		
												243	A	Furman	61 64		
												245	A	ETSU	76 85		
												249	A	Campbell	49 53		
												258	H	Samford	55 54		
												269	A	Richmond	48 59		
												284	A	Wofford	66 93		
												334	H	Western Caro.	71 59		
												346	A	N.C. Central	57 66		
LAST 12 Division I GAMES:																	
				245	A	ETSU	76 85	130	A	Chattanooga	54 64						
				334	H	Western Caro.	71 59	269	A	Richmond	48 59						
				151	H	Mercer	58 71	187	H	Coastal Caro.	71 78						
				258	H	Samford	55 54	119	N	Seton Hall	64 71						
				284	A	Wofford	66 93	190	N	Eastern Mich.	49 44						
				243	A	Furman	61 64	228	H	Liberty	48 45						

Loss, Non-Conf, S Site, H Home A Away N Neutral Page 312

Average RPI Win:	247	WON-LOST	WINNING	LAST 10	STRENGTH OF	OPP. STRENGTH	TEAM	ADJ.	CONF.	ADJ CONF.
Average RPI Loss:	104	RECORD	PCT. RANK	GAMES	SCHEDULE	OF SCHEDULE	RPI	RPI	RPI	RPI
DIV. I ONLY	10- 7	124	1- 0	207	196	133	133	10	10	
DIV. I NON-CONF.	5- 4	139	0- 0	279	280	172	172	11	11	
TOTALS	RPI 1-25	RPI 26-50	W-L RECORDS	RPI 51-100	RPI 101-150	RPI 150+				
10- 7	0- 0	1- 2	OVERALL	0- 0	1- 4	8- 1				
7- 0	0- 0	1- 0	HOME	0- 0	1- 0	5- 0				
3- 7	0- 0	0- 2	AWAY	0- 0	0- 4	3- 1				
0- 0	0- 0	0- 0	NEUTRAL	0- 0	0- 0	0- 0				
5- 4	0- 0	0- 2	NON-CONFERENCE	0- 0	0- 2	5- 0				
3- 0	0- 0	0- 0	HOME	0- 0	0- 0	3- 0				
2- 4	0- 0	0- 2	AWAY	0- 0	0- 2	2- 0				
0- 0	0- 0	0- 0	NEUTRAL	0- 0	0- 0	0- 0				
5- 3	0- 0	1- 0	CONFERENCE	0- 0	1- 2	3- 1				
4- 0	0- 0	1- 0	HOME	0- 0	1- 0	2- 0				
1- 3	0- 0	0- 0	AWAY	0- 0	0- 2	1- 1				
0- 0	0- 0	0- 0	NEUTRAL	0- 0	0- 0	0- 0				

RPI S	Opponent	Score	RPI S	Opponent	Score	RPI S	Opponent	Score	RPI S	Opponent	Score	Team's RPI: 133
29	A North Carolina	55 82	44	A Ohio	72 95	47	H James Madison	66 63	104	A Drexel	55 67	
									113	A Pittsburgh	56 60	
									121	H Towson	77 73	
									124	A VCU	47 58	
									143	A William & Mary	64 70	
									168	A Delaware	53 65	
									192	A Elon	75 70	
									221	A East Carolina	71 68	
									231	H Hofstra	89 54	
									293	H Col. of Charleston	71 49	
									336	H Presbyterian	63 48	
									340	H Grand Canyon	77 55	
									342	H Longwood	35 33	
									346	A N.C. Central	89 82	
LAST 12 Division I GAMES:												
104	A Drexel	55 67	231	H Hofstra	89 54							
168	A Delaware	53 65	293	H Col. of Charleston	71 49							
121	H Towson	77 73	221	A East Carolina	71 68							
47	H James Madison	66 63	342	H Longwood	35 33							
192	A Elon	75 70	113	A Pittsburgh	56 60							
143	A William & Mary	64 70	29	A North Carolina	55 82							

Non-Div I Games: Fayetteville St. 72 54 Belmont Abbey 74 58

UNCW

Loss, Non-Conf, S Site, H Home A Away N Neutral

UNI				STRENGTH OF SCHEDULE	OPP. STRENGTH OF SCHEDULE	TEAM RPI	ADJ. RPI	CONF. RPI	ADJ CONF. RPI
Average RPI Win:	211	WON-LOST RECORD	WINNING PCT. RANK						
Average RPI Loss:	64		LAST 10 GAMES						
DIV. I ONLY	12- 7	101	0- 1	104	117	81	81	12	12
DIV. I NON-CONF.	6- 5	143	0- 1	98	37	78	78	14	14

TOTALS	RPI 1-25	RPI 26-50	W-L RECORDS	RPI 51-100	RPI 101-150	RPI 150+			
12- 7	0- 3	0- 0	OVERALL	1- 3	1- 0	10- 1			
7- 1	0- 1	0- 0	HOME	1- 0	0- 0	6- 0			
5- 5	0- 2	0- 0	AWAY	0- 2	1- 0	4- 1			
0- 1	0- 0	0- 0	NEUTRAL	0- 1	0- 0	0- 0			
6- 5	0- 2	0- 0	NON-CONFERENCE	1- 3	1- 0	4- 0			
4- 0	0- 0	0- 0	HOME	1- 0	0- 0	3- 0			
2- 4	0- 2	0- 0	AWAY	0- 2	1- 0	1- 0			
0- 1	0- 0	0- 0	NEUTRAL	0- 1	0- 0	0- 0			
6- 2	0- 1	0- 0	CONFERENCE	0- 0	0- 0	6- 1			
3- 1	0- 1	0- 0	HOME	0- 0	0- 0	3- 0			
3- 1	0- 0	0- 0	AWAY	0- 0	0- 0	3- 1			
0- 0	0- 0	0- 0	NEUTRAL	0- 0	0- 0	0- 0			

RPI 1-25				RPI 26-50				RPI 51-100 Team's RPI: 81				RPI 101+			
RPI	S	Opponent	Score	RPI	S	Opponent	Score	RPI	S	Opponent	Score	RPI	S	Opponent	Score
11	A	Marquette	61 102					55	A	Kansas St.	62 72	131	A	IUPUI	53 40
13	A	Iowa	57 83					57	N	Boise St.	60 61	158	H	Southern Ill.	65 53
19	H	Drake	64 88					99	H	Creighton	65 55	168	H	Delaware	79 67
								100	A	Northern Ill.	59 70	170	A	Bradley	81 78
												173	A	Indiana St.	71 51
												196	A	Illinois St.	64 66
												211	H	Loyola Chicago	64 52
												232	H	North Dakota	64 60
												248	A	Long Beach St.	71 64
												291	H	Valparaiso	71 52
												311	H	Omaha	79 50
												337	A	Evansville	74 46
LAST 12 Division I GAMES:															
11	A	Marquette	61 102	100	A	Northern Ill.	59 70								
158	H	Southern Ill.	65 53	291	H	Valparaiso	71 52								
173	A	Indiana St.	71 51	170	A	Bradley	81 78								
337	A	Evansville	74 46	196	A	Illinois St.	64 66								
19	H	Drake	64 88	55	A	Kansas St.	62 72								
211	H	Loyola Chicago	64 52	311	H	Omaha	79 50								

Non-Div I Games: Minnesota St. 73 56

UNI

■ Loss,
 ■ Non-Conf, S Site,
 ■ Home
 ■ Away
 N Neutral

Average RPI Win:	225	WON-LOST	WINNING	LAST 10	STRENGTH OF	OPP. STRENGTH	TEAM	ADJ.	CONF.	ADJ CONF.
Average RPI Loss:	130	RECORD	PCT. RANK	GAMES	SCHEDULE	OF SCHEDULE	RPI	RPI	RPI	RPI
DIV. I ONLY	7- 13	252	0- 1	105	158	212	212	15	15	
DIV. I NON-CONF.	2- 9	297	0- 1	91	195	274	274	13	13	
TOTALS	RPI 1-25	RPI 26-50	W-L RECORDS	RPI 51-100	RPI 101-150	RPI 150+				
7- 13	0- 1	1- 3	OVERALL	0- 3	0- 0	6- 6				
6- 5	0- 1	1- 1	HOME	0- 2	0- 0	5- 1				
1- 8	0- 0	0- 2	AWAY	0- 1	0- 0	1- 5				
0- 0	0- 0	0- 0	NEUTRAL	0- 0	0- 0	0- 0				
2- 9	0- 1	0- 1	NON-CONFERENCE	0- 3	0- 0	2- 4				
2- 5	0- 1	0- 1	HOME	0- 2	0- 0	2- 1				
0- 4	0- 0	0- 0	AWAY	0- 1	0- 0	0- 3				
0- 0	0- 0	0- 0	NEUTRAL	0- 0	0- 0	0- 0				
5- 4	0- 0	1- 2	CONFERENCE	0- 0	0- 0	4- 2				
4- 0	0- 0	1- 0	HOME	0- 0	0- 0	3- 0				
1- 4	0- 0	0- 2	AWAY	0- 0	0- 0	1- 2				
0- 0	0- 0	0- 0	NEUTRAL	0- 0	0- 0	0- 0				

RPI 1-25				RPI 26-50				RPI 51-100				RPI 101+ Team's RPI: 212			
RPI	S	Opponent	Score	RPI	S	Opponent	Score	RPI	S	Opponent	Score	RPI	S	Opponent	Score
12	H	Gonzaga	59 70	37	A	New Mexico	77 80	59	H	Middle Tenn.	62 66	152	A	UC Irvine	55 57
				37	H	New Mexico	66 57	67	A	Duke	38 66	164	A	Portland St.	49 58
				46	A	Wyoming	62 90	88	H	Wright St.	52 68	195	H	Utah St.	77 56
				50	H	Southern California	72 86					208	H	Florida	56 53
												222	A	Colorado St.	49 52
												240	A	Nevada	62 70
												250	H	Air Force	66 56
												251	H	San Diego St.	71 57
												262	H	Hawaii	61 66
												296	A	South Carolina St.	49 58
												306	H	UC Santa Barbara	69 51
												326	A	San Jose St.	53 43
LAST 12 Division I GAMES:															
208	H	Florida	56 53	296	A	South Carolina St.	49 58								
59	H	Middle Tenn.	62 66	326	A	San Jose St.	53 43								
195	H	Utah St.	77 56	250	H	Air Force	66 56								
240	A	Nevada	62 70	37	H	New Mexico	66 57								
251	H	San Diego St.	71 57	46	A	Wyoming	62 90								
37	A	New Mexico	77 80	222	A	Colorado St.	49 52								

Non-Div I Games:

UNLV

■ Loss,
■ Non-Conf, S Site,
■ Home
■ Away
N Neutral

USC Upstate

Through Games Of Feb. 2, 2019

Average RPI Win:	321	WON-LOST	WINNING	LAST 10	STRENGTH OF	OPP. STRENGTH	TEAM	ADJ.	CONF.	ADJ CONF.
Average RPI Loss:	222	RECORD	PCT. RANK	GAMES	SCHEDULE	OF SCHEDULE	RPI	RPI	RPI	RPI
DIV. I ONLY	3- 14	321	0- 1	335	338	338	338	28	28	
DIV. I NON-CONF.	1- 7	319	0- 0	331	333	341	341	29	29	
TOTALS	RPI 1-25	RPI 26-50	W-L RECORDS	RPI 51-100	RPI 101-150	RPI 150+				
3- 14	0- 0	0- 0	OVERALL	0- 2	0- 2	3- 10				
1- 4	0- 0	0- 0	HOME	0- 0	0- 2	1- 2				
2- 10	0- 0	0- 0	AWAY	0- 2	0- 0	2- 8				
0- 0	0- 0	0- 0	NEUTRAL	0- 0	0- 0	0- 0				
1- 7	0- 0	0- 0	NON-CONFERENCE	0- 2	0- 0	1- 5				
0- 0	0- 0	0- 0	HOME	0- 0	0- 0	0- 0				
1- 7	0- 0	0- 0	AWAY	0- 2	0- 0	1- 5				
0- 0	0- 0	0- 0	NEUTRAL	0- 0	0- 0	0- 0				
2- 7	0- 0	0- 0	CONFERENCE	0- 0	0- 2	2- 5				
1- 4	0- 0	0- 0	HOME	0- 0	0- 2	1- 2				
1- 3	0- 0	0- 0	AWAY	0- 0	0- 0	1- 3				
0- 0	0- 0	0- 0	NEUTRAL	0- 0	0- 0	0- 0				

RPI 1-25				RPI 26-50				RPI 51-100				RPI 101+				Team's RPI: 338	
RPI	S	Opponent	Score	RPI	S	Opponent	Score	RPI	S	Opponent	Score	RPI	S	Opponent	Score		
								69	A	Virginia Tech	45	96	120	H	Radford	41	82
								90	A	Nebraska	64	87	127	H	High Point	61	87
												180	H	UNC Asheville	86	93	
												188	A	Hampton	43	67	
												221	A	East Carolina	53	63	
												243	A	Furman	67	78	
												264	A	Gardner-Webb	72	92	
												275	A	Winthrop	76	50	
												296	A	South Carolina St.	66	71	
												311	A	Omaha	69	96	
												331	H	Charleston So.	75	78	
												334	A	Western Caro.	64	68	
												336	A	Presbyterian	54	70	
												342	H	Longwood	72	67	
												346	A	N.C. Central	82	63	
LAST 12 Division I GAMES:																	
188	A	Hampton	43	67	120	H	Radford	41	82								
342	H	Longwood	72	67	275	A	Winthrop	76	50								
264	A	Gardner-Webb	72	92	127	H	High Point	61	87								
331	H	Charleston So.	75	78	221	A	East Carolina	53	63								
180	H	UNC Asheville	86	93	334	A	Western Caro.	64	68								
336	A	Presbyterian	54	70	296	A	South Carolina St.	66	71								

Non-Div I Games: Brevard 71 53 Converse 69 51 UNKNOWN 101 53

USC Upstate

Loss, Non-Conf, S Site, H Home A Away N Neutral

Average RPI Win:	214	WON-LOST	WINNING	LAST 10	STRENGTH OF	OPP. STRENGTH	TEAM	ADJ.	CONF.	ADJ CONF.
Average RPI Loss:	95	RECORD	PCT. RANK	GAMES	SCHEDULE	OF SCHEDULE	RPI	RPI	RPI	RPI
DIV. I ONLY	16- 5	44	1- 0	273	118	112	112	13	13	
DIV. I NON-CONF.	8- 3	72	0- 0	288	138	139	139	15	15	
TOTALS	RPI 1-25	RPI 26-50	W-L RECORDS	RPI 51-100	RPI 101-150	RPI 150+				
16- 5	0- 0	0- 1	OVERALL	1- 2	1- 1	14- 1				
8- 2	0- 0	0- 1	HOME	0- 1	1- 0	7- 0				
8- 3	0- 0	0- 0	AWAY	1- 1	0- 1	7- 1				
0- 0	0- 0	0- 0	NEUTRAL	0- 0	0- 0	0- 0				
8- 3	0- 0	0- 1	NON-CONFERENCE	1- 1	0- 1	7- 0				
3- 2	0- 0	0- 1	HOME	0- 1	0- 0	3- 0				
5- 1	0- 0	0- 0	AWAY	1- 0	0- 1	4- 0				
0- 0	0- 0	0- 0	NEUTRAL	0- 0	0- 0	0- 0				
8- 2	0- 0	0- 0	CONFERENCE	0- 1	1- 0	7- 1				
5- 0	0- 0	0- 0	HOME	0- 0	1- 0	4- 0				
3- 2	0- 0	0- 0	AWAY	0- 1	0- 0	3- 1				
0- 0	0- 0	0- 0	NEUTRAL	0- 0	0- 0	0- 0				

RPI	S	Opponent	Score	RPI	S	Opponent	Score	RPI	S	Opponent	Score	RPI	S	Opponent	Score	Team's RPI: 112
50	H	Southern California	61 73	61	H	Arkansas	65 66	128	A	Fresno St.	61 70	137	H	Appalachian St.	99 94	
				82	A	Little Rock	65 68	153	A	Georgia St.	48 50	153	H	Georgia St.	69 45	
				96	A	Houston	65 61	175	H	Texas St.	68 53	181	H	Grambling	78 54	
								183	A	Arkansas St.	100 73	184	A	Oral Roberts	80 62	
								187	H	Coastal Caro.	79 53	203	A	SMU	66 41	
								227	A	San Francisco	80 73	242	A	Louisiana	76 61	
								273	A	Ga. Southern	74 53	273	H	Ga. Southern	81 48	
								277	H	UTSA	53 48	302	H	Jackson St.	99 63	
								323	A	Incarinate Word	97 49					
LAST 12 Division I GAMES:																
242	A	Louisiana	76 61	175	H	Texas St.	68 53	137	H	Appalachian St.	99 94	273	A	Ga. Southern	74 53	
153	H	Georgia St.	69 45	153	A	Georgia St.	48 50	203	A	SMU	66 41	50	H	Southern California	61 73	
273	H	Ga. Southern	81 48													
82	A	Little Rock	65 68													
183	A	Arkansas St.	100 73													
187	H	Coastal Caro.	79 53													

Non-Div I Games:

UT Arlington

■ Loss,
 ■ Non-Conf,
 ■ S Site,
 ■ H Home
 ■ A Away
 N Neutral

Average RPI Win:	253	WON-LOST	WINNING	LAST 10	STRENGTH OF	OPP. STRENGTH	TEAM	ADJ.	CONF.	ADJ CONF.
Average RPI Loss:	112	RECORD	PCT. RANK	GAMES	SCHEDULE	OF SCHEDULE	RPI	RPI	RPI	RPI
DIV. I ONLY	13- 6	75	0- 1	298	167	134	134	21	21	
DIV. I NON-CONF.	6- 3	91	0- 0	254	73	100	100	20	20	
TOTALS	RPI 1-25	RPI 26-50	W-L RECORDS	RPI 51-100	RPI 101-150	RPI 150+				
13- 6	0- 1	0- 0	OVERALL	0- 2	1- 2	12- 1				
8- 0	0- 0	0- 0	HOME	0- 0	0- 0	8- 0				
5- 6	0- 1	0- 0	AWAY	0- 2	1- 2	4- 1				
0- 0	0- 0	0- 0	NEUTRAL	0- 0	0- 0	0- 0				
6- 3	0- 1	0- 0	NON-CONFERENCE	0- 1	1- 1	5- 0				
4- 0	0- 0	0- 0	HOME	0- 0	0- 0	4- 0				
2- 3	0- 1	0- 0	AWAY	0- 1	1- 1	1- 0				
0- 0	0- 0	0- 0	NEUTRAL	0- 0	0- 0	0- 0				
7- 3	0- 0	0- 0	CONFERENCE	0- 1	0- 1	7- 1				
4- 0	0- 0	0- 0	HOME	0- 0	0- 0	4- 0				
3- 3	0- 0	0- 0	AWAY	0- 1	0- 1	3- 1				
0- 0	0- 0	0- 0	NEUTRAL	0- 0	0- 0	0- 0				

RPI 1-25				RPI 26-50				RPI 51-100				RPI 101+ Team's RPI: 134			
RPI	S	Opponent	Score	RPI	S	Opponent	Score	RPI	S	Opponent	Score	RPI	S	Opponent	Score
2	A	Louisville	62 102					60	A	Belmont	86 100	118	A	Morehead St.	75 85
								85	A	Northwestern	64 90	130	A	Chattanooga	81 79
												131	A	IUPUI	72 73
												158	H	Southern Ill.	95 94
												183	H	Arkansas St.	97 91
												218	A	Southeast Mo. St.	80 73
												233	H	SIUE	68 55
												258	H	Samford	89 68
												278	A	Eastern Ill.	71 77
												278	H	Eastern Ill.	90 66
												283	H	Austin Peay	74 65
												288	H	Murray St.	75 67
												290	A	Tennessee St.	73 61
												320	H	Mississippi Val.	110 51
												322	A	Eastern Ky.	87 61
												324	A	Lipscomb	62 53
LAST 12 Division I GAMES:															
290	A	Tennessee St.	73 61	60	A	Belmont	86 100	288	H	Murray St.	75 67				
233	H	SIUE	68 55	218	A	Southeast Mo. St.	80 73	278	A	Eastern Ill.	71 77				
278	H	Eastern Ill.	90 66	320	H	Mississippi Val.	110 51	324	A	Lipscomb	62 53				
118	A	Morehead St.	75 85												
322	A	Eastern Ky.	87 61												
283	H	Austin Peay	74 65												

Non-Div I Games: Ala.-Huntsville 100 69 Christian Bros. 108 82

UT Martin

■ Loss,
 ■ Non-Conf, S Site,
 ■ Home
 ■ Away
 N Neutral

Average RPI Win:	285	WON-LOST	WINNING	LAST 10	STRENGTH OF	OPP. STRENGTH	TEAM	ADJ.	CONF.	ADJ CONF.
Average RPI Loss:	142	RECORD	PCT. RANK	GAMES	SCHEDULE	OF SCHEDULE	RPI	RPI	RPI	RPI
DIV. I ONLY	4- 18	319	0- 1	97	267	279	279	14	14	
DIV. I NON-CONF.	3- 10	278	0- 0	179	325	305	305	19	19	
TOTALS	RPI 1-25	RPI 26-50	W-L RECORDS	RPI 51-100	RPI 101-150	RPI 150+				
4- 18	0- 0	0- 2	OVERALL	0- 3	0- 3	4- 10				
2- 9	0- 0	0- 0	HOME	0- 1	0- 2	2- 6				
1- 8	0- 0	0- 2	AWAY	0- 2	0- 0	1- 4				
1- 1	0- 0	0- 0	NEUTRAL	0- 0	0- 1	1- 0				
3- 10	0- 0	0- 1	NON-CONFERENCE	0- 1	0- 1	3- 7				
2- 5	0- 0	0- 0	HOME	0- 0	0- 0	2- 5				
0- 4	0- 0	0- 1	AWAY	0- 1	0- 0	0- 2				
1- 1	0- 0	0- 0	NEUTRAL	0- 0	0- 1	1- 0				
1- 8	0- 0	0- 1	CONFERENCE	0- 2	0- 2	1- 3				
0- 4	0- 0	0- 0	HOME	0- 1	0- 2	0- 1				
1- 4	0- 0	0- 1	AWAY	0- 1	0- 0	1- 2				
0- 0	0- 0	0- 0	NEUTRAL	0- 0	0- 0	0- 0				

RPI S	Opponent	Score	RPI S	Opponent	Score	RPI S	Opponent	Score	RPI S	Opponent	Score	Team's RPI: 279
37	A New Mexico	51 69	39	A Rice	42 76	59	H Middle Tenn.	49 79	117	H Western Ky.	61 64	
						64	A Old Dominion	59 78	141	H UAB	48 74	
						71	A Arizona	40 62	150	N Akron	57 64	
									156	A Charlotte	39 62	
									159	H Abilene Christian	69 70	
									160	A Tulsa	45 66	
									161	H New Mexico St.	65 69	
									164	H Portland St.	61 89	
									177	A North Texas	51 70	
									183	H Arkansas St.	66 67	
									191	H Nicholls St.	56 58	
									225	H Marshall	60 63	
									236	N Western Ill.	84 72	
									276	H CSU Bakersfield	53 47	
									277	A UTSA	73 60	
									307	A Weber St.	63 68	
									350	H Alcorn	77 51	
LAST 12 Division I GAMES:												
225	H Marshall	60 63	117	H Western Ky.	61 64							
156	A Charlotte	39 62	177	A North Texas	51 70							
64	A Old Dominion	59 78	277	A UTSA	73 60							
59	H Middle Tenn.	49 79	160	A Tulsa	45 66							
141	H UAB	48 74	150	N Akron	57 64							
39	A Rice	42 76	236	N Western Ill.	84 72							

Non-Div I Games:

UTEP

■ Loss,
 ■ Non-Conf,
 S Site,
 ■ Home
 ■ Away
 N Neutral

Average RPI Win:	269	WON-LOST	WINNING	LAST 10	STRENGTH OF	OPP. STRENGTH	TEAM	ADJ.	CONF.	ADJ CONF.
Average RPI Loss:	175	RECORD	PCT. RANK	GAMES	SCHEDULE	OF SCHEDULE	RPI	RPI	RPI	RPI
DIV. I ONLY	8- 10	207	1- 0	227	277	210	210	30	30	
DIV. I NON-CONF.	4- 7	228	0- 0	144	182	207	207	30	30	
TOTALS	RPI 1-25	RPI 26-50	W-L RECORDS	RPI 51-100	RPI 101-150	RPI 150+				
8- 10	0- 2	0- 1	OVERALL	0- 0	0- 0	8- 7				
4- 4	0- 0	0- 1	HOME	0- 0	0- 0	4- 3				
4- 6	0- 2	0- 0	AWAY	0- 0	0- 0	4- 4				
0- 0	0- 0	0- 0	NEUTRAL	0- 0	0- 0	0- 0				
4- 7	0- 2	0- 1	NON-CONFERENCE	0- 0	0- 0	4- 4				
2- 3	0- 0	0- 1	HOME	0- 0	0- 0	2- 2				
2- 4	0- 2	0- 0	AWAY	0- 0	0- 0	2- 2				
0- 0	0- 0	0- 0	NEUTRAL	0- 0	0- 0	0- 0				
4- 3	0- 0	0- 0	CONFERENCE	0- 0	0- 0	4- 3				
2- 1	0- 0	0- 0	HOME	0- 0	0- 0	2- 1				
2- 2	0- 0	0- 0	AWAY	0- 0	0- 0	2- 2				
0- 0	0- 0	0- 0	NEUTRAL	0- 0	0- 0	0- 0				

RPI 1-25				RPI 26-50				RPI 51-100				RPI 101+ Team's RPI: 210			
RPI	S	Opponent	Score	RPI	S	Opponent	Score	RPI	S	Opponent	Score	RPI	S	Opponent	Score
3	A	Baylor	37 98	31	H	Texas	66 81					161	A	New Mexico St.	63 71
20	A	Texas A&M	61 84									198	H	Prairie View	57 50
												202	A	Massachusetts	70 74
												216	A	UMKC	75 56
												242	H	Louisiana	75 60
												247	H	Texas Southern	55 69
												260	A	A&M-Corpus Christi	70 57
												260	H	A&M-Corpus Christi	49 59
												268	H	Utah Valley	55 57
												270	A	Canisius	57 53
												276	A	CSU Bakersfield	63 68
												277	A	UTSA	58 61
												287	H	California Baptist	60 56
												340	A	Grand Canyon	66 50
												341	H	Seattle U	69 56
LAST 12 Division I GAMES:															
161	A	New Mexico St.	63 71	216	A	UMKC	75 56	3	A	Baylor	37 98				
341	H	Seattle U	69 56	3	A	Texas A&M	61 84	20	A	Texas A&M	61 84				
268	H	Utah Valley	55 57	31	H	Texas	66 81	31	H	Texas	66 81				
340	A	Grand Canyon	66 50	247	H	Texas Southern	55 69	247	H	Texas Southern	55 69				
276	A	CSU Bakersfield	63 68	260	A	A&M-Corpus Christi	70 57	260	A	A&M-Corpus Christi	70 57				
287	H	California Baptist	60 56												

Non-Div I Games: Texas Lutheran 82 38 UNKNOWN 74 43

UTRGV

Loss, Non-Conf, S Site, H Home A Away N Neutral

Average RPI Win: 237	WON-LOST	WINNING	LAST 10	STRENGTH OF	OPP. STRENGTH	TEAM	ADJ.	CONF.	ADJ CONF.
Average RPI Loss: 143	RECORD	PCT. RANK	GAMES	SCHEDULE	OF SCHEDULE	RPI	RPI	RPI	RPI
DIV. I ONLY	4- 15	311	0- 1	106	213	277	277	14	14
DIV. I NON-CONF.	3- 7	256	0- 0	227	242	302	302	19	19
TOTALS	RPI 1-25	RPI 26-50	W-L RECORDS	RPI 51-100	RPI 101-150	RPI 150+			
4- 15	0- 0	0- 2	OVERALL	0- 2	0- 5	4- 6			
3- 8	0- 0	0- 0	HOME	0- 1	0- 3	3- 4			
1- 6	0- 0	0- 2	AWAY	0- 1	0- 2	1- 1			
0- 1	0- 0	0- 0	NEUTRAL	0- 0	0- 0	0- 1			
3- 7	0- 0	0- 1	NON-CONFERENCE	0- 0	0- 3	3- 3			
3- 3	0- 0	0- 0	HOME	0- 0	0- 1	3- 2			
0- 3	0- 0	0- 1	AWAY	0- 0	0- 2	0- 0			
0- 1	0- 0	0- 0	NEUTRAL	0- 0	0- 0	0- 1			
1- 8	0- 0	0- 1	CONFERENCE	0- 2	0- 2	1- 3			
0- 5	0- 0	0- 0	HOME	0- 1	0- 2	0- 2			
1- 3	0- 0	0- 1	AWAY	0- 1	0- 0	1- 1			
0- 0	0- 0	0- 0	NEUTRAL	0- 0	0- 0	0- 0			

RPI S	Opponent	Score	RPI S	Opponent	Score	RPI S	Opponent	Score	RPI S	Opponent	Score	Team's RPI: 277
31	A Texas	54 98	59	H Middle Tenn.	52 72	112	A UT Arlington	48 53				
39	A Rice	54 85	64	A Old Dominion	47 72	117	H Western Ky.	62 81				
						119	A Seton Hall	53 84				
						131	H IUPUI	50 58				
						141	H UAB	42 59				
						156	A Charlotte	54 66				
						175	H Texas St.	60 68				
						177	A North Texas	57 54				
						195	H Utah St.	56 62				
						210	H UTRGV	61 58				
						225	H Marshall	72 79				
						254	H San Diego	87 77				
						279	H UTEP	60 73				
						301	N UMBC	58 72				
						307	H Weber St.	66 59				
LAST 12 Division I GAMES:												
117	H Western Ky.	62 81	225	H Marshall	72 79							
64	A Old Dominion	47 72	39	A Rice	54 85							
156	A Charlotte	54 66	279	H UTEP	60 73							
141	H UAB	42 59	112	A UT Arlington	48 53							
59	H Middle Tenn.	52 72	254	H San Diego	87 77							
177	A North Texas	57 54	195	H Utah St.	56 62							

Non-Div I Games: Concordia (TX) 78 51 Tex. A&M-Kingsville 86 55

UTSA

Loss, Non-Conf, S Site, H Home A Away N Neutral

through games of Feb. 17, 1919										
Average RPI Win:	161	WON-LOST	WINNING	LAST 10	STRENGTH OF	OPP. STRENGTH	TEAM	ADJ.	CONF.	ADJ CONF.
Average RPI Loss:	10	RECORD	PCT. RANK	GAMES	SCHEDULE	OF SCHEDULE	RPI	RPI	RPI	RPI
DIV. I ONLY	18- 2	10	1- 0	156	21	28	28	2	2	
DIV. I NON-CONF.	11- 0	1	1- 0	317	121	65	65	2	2	

TOTALS	RPI 1-25		RPI 26-50	W-L RECORDS		RPI 51-100	RPI 101-150		RPI 150+	
18- 2	2- 2		1- 0	OVERALL		2- 0	5- 0		8- 0	
11- 1	2- 1		1- 0	HOME		2- 0	2- 0		4- 0	
5- 1	0- 1		0- 0	AWAY		0- 0	3- 0		2- 0	
2- 0	0- 0		0- 0	NEUTRAL		0- 0	0- 0		2- 0	
11- 0	0- 0		1- 0	NON-CONFERENCE		1- 0	1- 0		8- 0	
7- 0	0- 0		1- 0	HOME		1- 0	1- 0		4- 0	
2- 0	0- 0		0- 0	AWAY		0- 0	0- 0		2- 0	
2- 0	0- 0		0- 0	NEUTRAL		0- 0	0- 0		2- 0	
7- 2	2- 2		0- 0	CONFERENCE		1- 0	4- 0		0- 0	
4- 1	2- 1		0- 0	HOME		1- 0	1- 0		0- 0	
3- 1	0- 1		0- 0	AWAY		0- 0	3- 0		0- 0	
0- 0	0- 0		0- 0	NEUTRAL		0- 0	0- 0		0- 0	

RPI S Opponent	Score	RPI S Opponent	Score	Team's RPI: 28	RPI S Opponent	Score	RPI S Opponent	Score
4 A Oregon	65 87	32 H BYU	78 67		71 H Arizona	80 64	111 H Alabama	72 62
5 H Stanford	75 68				73 H Idaho St.	74 60	115 A Washington St.	72 68
16 H Arizona St.	63 65						129 A Washington	58 43
23 H California	87 74						138 A Colorado	76 61
							138 H Colorado	78 59
							197 A Eastern Wash.	95 51
							208 N Florida	74 58
							240 A Nevada	74 52
							248 H Long Beach St.	82 59
							262 N Hawaii	73 48
							268 H Utah Valley	85 47
							307 H Weber St.	77 56
							341 H Seattle U	89 62
LAST 12 Division I GAMES:								
4 A Oregon	65 87	262 N Hawaii	73 48					
5 H Stanford	75 68	71 H Arizona	80 64					
23 H California	87 74	16 H Arizona St.	63 65					
138 H Colorado	78 59	138 A Colorado	76 61					
129 A Washington	58 43	208 N Florida	74 58					
115 A Washington St.	72 68	307 H Weber St.	77 56					

Non-Div I Games:

Utah

Average RPI Win:	213	WON-LOST	WINNING	LAST 10	STRENGTH OF	OPP. STRENGTH	TEAM	ADJ.	CONF.	ADJ CONF.
Average RPI Loss:	134	RECORD	PCT. RANK	GAMES	SCHEDULE	OF SCHEDULE	RPI	RPI	RPI	RPI
DIV. I ONLY	9- 10	188	0- 1	250	75	195	195	15	15	
DIV. I NON-CONF.	4- 6	212	0- 0	185	19	194	194	13	13	
TOTALS	RPI 1-25	RPI 26-50	W-L RECORDS	RPI 51-100	RPI 101-150	RPI 150+				
9- 10	0- 1	1- 3	OVERALL	0- 0	1- 2	7- 4				
4- 4	0- 1	1- 2	HOME	0- 0	0- 0	3- 1				
5- 4	0- 0	0- 0	AWAY	0- 0	1- 1	4- 3				
0- 2	0- 0	0- 1	NEUTRAL	0- 0	0- 1	0- 0				
4- 6	0- 1	0- 2	NON-CONFERENCE	0- 0	1- 1	3- 2				
1- 3	0- 1	0- 1	HOME	0- 0	0- 0	1- 1				
3- 1	0- 0	0- 0	AWAY	0- 0	1- 0	2- 1				
0- 2	0- 0	0- 1	NEUTRAL	0- 0	0- 1	0- 0				
5- 4	0- 0	1- 1	CONFERENCE	0- 0	0- 1	4- 2				
3- 1	0- 0	1- 1	HOME	0- 0	0- 0	2- 0				
2- 3	0- 0	0- 0	AWAY	0- 0	0- 1	2- 2				
0- 0	0- 0	0- 0	NEUTRAL	0- 0	0- 0	0- 0				

RPI 1-25				RPI 26-50				RPI 51-100				RPI 101+ Team's RPI: 195			
RPI	S	Opponent	Score	RPI	S	Opponent	Score	RPI	S	Opponent	Score	RPI	S	Opponent	Score
4	H	Oregon	58 88	32	H	BYU	57 62					115	A	Washington St.	72 61
				37	H	New Mexico	64 68					128	A	Fresno St.	59 70
				46	H	Wyoming	50 42					138	N	Colorado	68 78
				50	N	Southern California	46 55					166	A	Portland	54 61
												177	A	North Texas	57 41
												212	A	UNLV	56 77
												222	A	Colorado St.	72 53
												240	H	Nevada	79 76
												248	H	Long Beach St.	48 50
												250	A	Air Force	48 44
												268	H	Utah Valley	67 62
												277	A	UTSA	62 56
												326	A	San Jose St.	59 68
												326	H	San Jose St.	82 49
LAST 12 Division I GAMES:															
326	A	San Jose St.	59 68	212	A	UNLV	56 77								
37	H	New Mexico	64 68	250	A	Air Force	48 44								
222	A	Colorado St.	72 53	240	H	Nevada	79 76								
326	H	San Jose St.	82 49	248	H	Long Beach St.	48 50								
46	H	Wyoming	50 42	268	H	Utah Valley	67 62								
128	A	Fresno St.	59 70	177	A	North Texas	57 41								

Non-Div I Games: Northern N.M. 106 35

Utah St.

■ Loss,
■ Non-Conf,
■ S Site,
■ H Home
■ A Away
N Neutral

Utah Valley

Through Games Of Feb. 2, 2019

Average RPI Win:	287	WON-LOST	WINNING	LAST 10	STRENGTH OF	OPP. STRENGTH	TEAM	ADJ.	CONF.	ADJ CONF.
Average RPI Loss:	167	RECORD	PCT. RANK	GAMES	SCHEDULE	OF SCHEDULE	RPI	RPI	RPI	RPI
DIV. I ONLY	8- 10	207	0- 1	306	293	268	268	30	30	
DIV. I NON-CONF.	3- 7	256	0- 0	214	218	283	283	30	30	
TOTALS	RPI 1-25	RPI 26-50	W-L RECORDS	RPI 51-100	RPI 101-150	RPI 150+				
8- 10	0- 0	0- 2	OVERALL	0- 1	0- 0	8- 7				
6- 3	0- 0	0- 1	HOME	0- 0	0- 0	6- 2				
2- 7	0- 0	0- 1	AWAY	0- 1	0- 0	2- 5				
0- 0	0- 0	0- 0	NEUTRAL	0- 0	0- 0	0- 0				
3- 7	0- 0	0- 2	NON-CONFERENCE	0- 1	0- 0	3- 4				
3- 2	0- 0	0- 1	HOME	0- 0	0- 0	3- 1				
0- 5	0- 0	0- 1	AWAY	0- 1	0- 0	0- 3				
0- 0	0- 0	0- 0	NEUTRAL	0- 0	0- 0	0- 0				
5- 3	0- 0	0- 0	CONFERENCE	0- 0	0- 0	5- 3				
3- 1	0- 0	0- 0	HOME	0- 0	0- 0	3- 1				
2- 2	0- 0	0- 0	AWAY	0- 0	0- 0	2- 2				
0- 0	0- 0	0- 0	NEUTRAL	0- 0	0- 0	0- 0				

RPI 1-25				RPI 26-50				RPI 51-100				RPI 101+ Team's RPI: 268			
RPI	S	Opponent	Score	RPI	S	Opponent	Score	RPI	S	Opponent	Score	RPI	S	Opponent	Score
				28	A	Utah	47 85	73	A	Idaho St.	68 80	161	A	New Mexico St.	52 58
				32	H	BYU	51 77					166	H	Portland	60 65
												172	H	UC Riverside	56 53
												195	A	Utah St.	62 67
												210	A	UTRGV	57 55
												216	H	UMKC	64 68
												253	A	Cal St. Fullerton	55 56
												257	A	Southern Utah	59 60
												276	H	CSU Bakersfield	78 70
												287	A	California Baptist	54 83
												306	H	UC Santa Barbara	63 54
												307	H	Weber St.	65 59
												340	H	Grand Canyon	57 46
												341	A	Seattle U	58 55
												344	H	Chicago St.	76 61
LAST 12 Division I GAMES:															
				344	H	Chicago St.	76 61	287	A	California Baptist	54 83				
				216	H	UMKC	64 68	340	H	Grand Canyon	57 46				
				161	A	New Mexico St.	52 58	253	A	Cal St. Fullerton	55 56				
				210	A	UTRGV	57 55	172	H	UC Riverside	56 53				
				341	A	Seattle U	58 55	307	H	Weber St.	65 59				
				276	H	CSU Bakersfield	78 70	195	A	Utah St.	62 67				

Non-Div I Games: Ottawa (AZ) 90 61 La Verne 86 79 Arizona Christian 76 68

Utah Valley

Loss, Non-Conf, S Site, H Home A Away N Neutral

Average RPI Win:	221	WON-LOST	WINNING	LAST 10	STRENGTH OF	OPP. STRENGTH	TEAM	ADJ.	CONF.	ADJ CONF.
Average RPI Loss:	102	RECORD	PCT. RANK	GAMES	SCHEDULE	OF SCHEDULE	RPI	RPI	RPI	RPI
DIV. I ONLY	15- 6	66	1- 0	260	137	124	124	17	17	
DIV. I NON-CONF.	8- 5	120	0- 0	204	147	126	126	16	16	
TOTALS	RPI 1-25	RPI 26-50	W-L RECORDS	RPI 51-100	RPI 101-150	RPI 150+				
15- 6	0- 0	0- 1	OVERALL	0- 2	5- 2	10- 1				
9- 1	0- 0	0- 0	HOME	0- 0	2- 1	7- 0				
5- 4	0- 0	0- 1	AWAY	0- 2	3- 0	2- 1				
1- 1	0- 0	0- 0	NEUTRAL	0- 0	0- 1	1- 0				
8- 5	0- 0	0- 1	NON-CONFERENCE	0- 2	4- 2	4- 0				
4- 1	0- 0	0- 0	HOME	0- 0	2- 1	2- 0				
3- 3	0- 0	0- 1	AWAY	0- 2	2- 0	1- 0				
1- 1	0- 0	0- 0	NEUTRAL	0- 0	0- 1	1- 0				
7- 1	0- 0	0- 0	CONFERENCE	0- 0	1- 0	6- 1				
5- 0	0- 0	0- 0	HOME	0- 0	0- 0	5- 0				
2- 1	0- 0	0- 0	AWAY	0- 0	1- 0	1- 1				
0- 0	0- 0	0- 0	NEUTRAL	0- 0	0- 0	0- 0				

RPI S	Opponent	Score	RPI S	Opponent	Score	RPI S	Opponent	Score	RPI S	Opponent	Score	Team's RPI: 124
29	A North Carolina	47 59	64	A Old Dominion	57 60	102	A Georgetown	47 45	107	H Wake Forest	53 40	
			87	A Cincinnati	54 66	120	H Radford	49 54	131	N IUPUI	61 63	
						133	H UNCW	58 47	143	A William & Mary	72 55	
						144	A Fordham	47 44	178	A George Washington	48 57	
						199	H Saint Louis	57 47	200	H Rhode Island	74 39	
						202	H Massachusetts	52 48	255	A N.C. A&T	54 48	
						269	A Richmond	68 43	285	H Saint Joseph's	59 40	
						286	H La Salle	68 38	307	N Weber St.	64 36	
						342	H Longwood	84 55	347	H Delaware St.	97 55	
LAST 12 Division I GAMES:												
199	H Saint Louis	57 47	202	H Massachusetts	52 48							
178	A George Washington	48 57	285	H Saint Joseph's	59 40							
200	H Rhode Island	74 39	347	H Delaware St.	97 55							
144	A Fordham	47 44	255	A N.C. A&T	54 48							
269	A Richmond	68 43	120	H Radford	49 54							
286	H La Salle	68 38	64	A Old Dominion	57 60							

Non-Div I Games:

VCU

■ Loss,
 ■ Non-Conf, S Site,
 ■ Home
 ■ Away
 N Neutral

Valparaiso

Through Games Of Feb. 2, 2019

Average RPI Win:	286	WON-LOST	WINNING	LAST 10	STRENGTH OF	OPP. STRENGTH	TEAM	ADJ.	CONF.	ADJ CONF.
Average RPI Loss:	161	RECORD	PCT. RANK	GAMES	SCHEDULE	OF SCHEDULE	RPI	RPI	RPI	RPI
DIV. I ONLY	6- 14	273	1- 0	269	233	291	291	12	12	
DIV. I NON-CONF.	4- 8	241	0- 0	322	301	319	319	14	14	
TOTALS	RPI 1-25	RPI 26-50	W-L RECORDS	RPI 51-100	RPI 101-150	RPI 150+				
6- 14	0- 1	0- 0	OVERALL	0- 4	0- 1	6- 8				
3- 6	0- 0	0- 0	HOME	0- 2	0- 0	3- 4				
2- 8	0- 1	0- 0	AWAY	0- 2	0- 1	2- 4				
1- 0	0- 0	0- 0	NEUTRAL	0- 0	0- 0	1- 0				
4- 8	0- 0	0- 0	NON-CONFERENCE	0- 2	0- 1	4- 5				
1- 5	0- 0	0- 0	HOME	0- 2	0- 0	1- 3				
2- 3	0- 0	0- 0	AWAY	0- 0	0- 1	2- 2				
1- 0	0- 0	0- 0	NEUTRAL	0- 0	0- 0	1- 0				
2- 6	0- 1	0- 0	CONFERENCE	0- 2	0- 0	2- 3				
2- 1	0- 0	0- 0	HOME	0- 0	0- 0	2- 1				
0- 5	0- 1	0- 0	AWAY	0- 2	0- 0	0- 2				
0- 0	0- 0	0- 0	NEUTRAL	0- 0	0- 0	0- 0				

RPI 1-25				RPI 26-50				RPI 51-100				RPI 101+ Team's RPI: 291			
RPI	S	Opponent	Score	RPI	S	Opponent	Score	RPI	S	Opponent	Score	RPI	S	Opponent	Score
19	A	Drake	53 84					54	H	Miami (OH)	47 68	118	A	Morehead St.	62 68
								80	A	Missouri St.	63 108	158	A	Southern Ill.	65 87
								81	A	UNI	52 71	170	H	Bradley	76 73
								84	H	Toledo	59 65	173	H	Indiana St.	82 86
												189	A	Illinois	54 73
												211	A	Loyola Chicago	54 80
												220	H	Bowling Green	72 79
												232	H	North Dakota	56 62
												256	N	St. Francis Brooklyn	78 76
												278	H	Eastern Ill.	62 60
												305	H	North Dakota St.	48 51
												331	A	Purdue Fort Wayne	68 64
												333	A	UIC	65 75
												337	H	Evansville	93 49
												344	A	Chicago St.	76 70
LAST 12 Division I GAMES:															
80	A	Missouri St.	63 108	170	H	Bradley	76 73								
158	A	Southern Ill.	65 87	211	A	Loyola Chicago	54 80								
337	H	Evansville	93 49	220	H	Bowling Green	72 79								
173	H	Indiana St.	82 86	331	A	Purdue Fort Wayne	68 64								
19	A	Drake	53 84	305	H	North Dakota St.	48 51								
81	A	UNI	52 71	54	H	Miami (OH)	47 68								

Non-Div I Games:

Valparaiso

■ Loss,
 ■ Non-Conf,
 ■ S Site,
 ■ H Home
 ■ A Away
 N Neutral

Vanderbilt

Through Games Of Feb. 2, 2019

Average RPI Win:	259	WON-LOST	WINNING	LAST 10	STRENGTH OF	OPP. STRENGTH	TEAM	ADJ.	CONF.	ADJ CONF.
Average RPI Loss:	49	RECORD	PCT. RANK	GAMES	SCHEDULE	OF SCHEDULE	RPI	RPI	RPI	RPI
DIV. I ONLY	6- 15	285	0- 1	25	61	167	167	5	5	
DIV. I NON-CONF.	5- 8	224	0- 0	67	72	173	173	5	5	
TOTALS	RPI 1-25	RPI 26-50	W-L RECORDS	RPI 51-100	RPI 101-150	RPI 150+				
6- 15	0- 7	0- 1	OVERALL	0- 5	0- 1	6- 1				
5- 5	0- 2	0- 0	HOME	0- 1	0- 1	5- 1				
1- 7	0- 3	0- 1	AWAY	0- 3	0- 0	1- 0				
0- 3	0- 2	0- 0	NEUTRAL	0- 1	0- 0	0- 0				
5- 8	0- 4	0- 0	NON-CONFERENCE	0- 3	0- 0	5- 1				
4- 2	0- 1	0- 0	HOME	0- 0	0- 0	4- 1				
1- 3	0- 1	0- 0	AWAY	0- 2	0- 0	1- 0				
0- 3	0- 2	0- 0	NEUTRAL	0- 1	0- 0	0- 0				
1- 7	0- 3	0- 1	CONFERENCE	0- 2	0- 1	1- 0				
1- 3	0- 1	0- 0	HOME	0- 1	0- 1	1- 0				
0- 4	0- 2	0- 1	AWAY	0- 1	0- 0	0- 0				
0- 0	0- 0	0- 0	NEUTRAL	0- 0	0- 0	0- 0				

RPI 1-25				RPI 26-50				RPI 51-100				RPI 101+ Team's RPI: 167			
RPI	S	Opponent	Score	RPI	S	Opponent	Score	RPI	S	Opponent	Score	RPI	S	Opponent	Score
6	A	NC State	54 74	30	A	Kentucky	55 77	51	H	Auburn	70 72	109	H	Georgia	64 71
7	N	UConn	42 80					55	A	Kansas St.	61 72	155	H	North Ala.	71 74
17	A	South Carolina	69 80					59	A	Middle Tenn.	58 65	182	A	Ball St.	60 43
20	A	Texas A&M	53 69					61	A	Arkansas	62 83	205	H	Ole Miss	80 68
20	H	Texas A&M	43 50					99	N	Creighton	55 75	258	H	Samford	77 52
21	H	Central Mich.	57 66									283	H	Austin Peay	99 70
24	N	Miami (FL)	65 90									290	H	Tennessee St.	89 63
												336	H	Presbyterian	78 43
LAST 12 Division I GAMES:															
17	A	South Carolina	69 80	20	A	Texas A&M	53 69								
205	H	Ole Miss	80 68	30	A	Kentucky	55 77								
51	H	Auburn	70 72	258	H	Samford	77 52								
61	A	Arkansas	62 83	99	N	Creighton	55 75								
20	H	Texas A&M	43 50	24	N	Miami (FL)	65 90								
109	H	Georgia	64 71	21	H	Central Mich.	57 66								

Non-Div I Games:

Vanderbilt

Loss, Non-Conf, S Site, H Home A Away N Neutral

Average RPI Win: 281		WON-LOST	WINNING	LAST 10	STRENGTH OF	OPP. STRENGTH	TEAM	ADJ.	CONF.	ADJ CONF.
Average RPI Loss: 166		RECORD	PCT. RANK	GAMES	SCHEDULE	OF SCHEDULE	RPI	RPI	RPI	RPI
DIV. I ONLY		8- 12	231	0- 1	255	286	271	271	23	23
DIV. I NON-CONF.		3- 8	267	0- 1	205	305	292	292	24	24
TOTALS		RPI 1-25	RPI 26-50	W-L RECORDS	RPI 51-100	RPI 101-150	RPI 150+			
8- 12	0- 0		0- 0	OVERALL	0- 4	0- 1	8- 7			
5- 7	0- 0		0- 0	HOME	0- 2	0- 1	5- 4			
3- 5	0- 0		0- 0	AWAY	0- 2	0- 0	3- 3			
0- 0	0- 0		0- 0	NEUTRAL	0- 0	0- 0	0- 0			
3- 8	0- 0		0- 0	NON-CONFERENCE	0- 2	0- 1	3- 5			
2- 5	0- 0		0- 0	HOME	0- 1	0- 1	2- 3			
1- 3	0- 0		0- 0	AWAY	0- 1	0- 0	1- 2			
0- 0	0- 0		0- 0	NEUTRAL	0- 0	0- 0	0- 0			
5- 4	0- 0		0- 0	CONFERENCE	0- 2	0- 0	5- 2			
3- 2	0- 0		0- 0	HOME	0- 1	0- 0	3- 1			
2- 2	0- 0		0- 0	AWAY	0- 1	0- 0	2- 1			
0- 0	0- 0		0- 0	NEUTRAL	0- 0	0- 0	0- 0			

RPI 1-25				RPI 26-50				RPI 51-100				RPI 101+				Team's RPI: 271	
RPI	S	Opponent	Score	RPI	S	Opponent	Score	RPI	S	Opponent	Score	RPI	S	Opponent	Score		
								75	H	Maine	51 63	104	H	Drexel	44 60		
								93	A	Kansas	36 77	157	A	South Fla.	55 102		
								93	H	Yale	55 58	162	H	Stony Brook	61 67		
								97	A	Hartford	32 61	200	H	Rhode Island	58 61		
												201	H	Rider	54 49		
												209	H	Holy Cross	40 65		
												224	H	Dartmouth	42 66		
												238	H	Albany (NY)	52 39		
												246	A	Binghamton	58 57		
												270	A	Canisius	46 67		
												301	A	UMBC	58 44		
												304	A	UMass Lowell	51 54		
												304	H	UMass Lowell	52 42		
												308	A	NJIT	71 63		
												325	H	New Hampshire	69 60		
												328	H	Wagner	56 54		
LAST 12 Division I GAMES:																	
				304	H	UMass Lowell	52 42	104	H	Drexel	44 60						
				162	H	Stony Brook	61 67	75	H	Maine	51 63						
				301	A	UMBC	58 44	238	H	Albany (NY)	52 39						
				246	A	Binghamton	58 57	304	A	UMass Lowell	51 54						
				325	H	New Hampshire	69 60	93	A	Kansas	36 77						
				97	A	Hartford	32 61	270	A	Canisius	46 67						

Non-Div I Games:	Norwich	78	28
------------------	---------	----	----

Vermont

■ Loss, ■ Non-Conf, S Site, H Home A Away N Neutral

Average RPI Win:	145	WON-LOST	WINNING	LAST 10	STRENGTH OF	OPP. STRENGTH	TEAM	ADJ.	CONF.	ADJ CONF.
Average RPI Loss:	52	RECORD	PCT. RANK	GAMES	SCHEDULE	OF SCHEDULE	RPI	RPI	RPI	RPI
DIV. I ONLY	14- 7	84	1- 0	43	51	40	40	6	6	
DIV. I NON-CONF.	9- 2	43	0- 0	78	68	21	21	4	4	
TOTALS	RPI 1-25	RPI 26-50	W-L RECORDS	RPI 51-100	RPI 101-150	RPI 150+				
14- 7	0- 2	0- 2	OVERALL	5- 2	4- 1	5- 0				
7- 3	0- 1	0- 2	HOME	3- 0	1- 0	3- 0				
7- 3	0- 1	0- 0	AWAY	2- 1	3- 1	2- 0				
0- 1	0- 0	0- 0	NEUTRAL	0- 1	0- 0	0- 0				
9- 2	0- 1	0- 0	NON-CONFERENCE	3- 1	2- 0	4- 0				
5- 0	0- 0	0- 0	HOME	2- 0	1- 0	2- 0				
4- 1	0- 1	0- 0	AWAY	1- 0	1- 0	2- 0				
0- 1	0- 0	0- 0	NEUTRAL	0- 1	0- 0	0- 0				
5- 5	0- 1	0- 2	CONFERENCE	2- 1	2- 1	1- 0				
2- 3	0- 1	0- 2	HOME	1- 0	0- 0	1- 0				
3- 2	0- 0	0- 0	AWAY	1- 1	2- 1	0- 0				
0- 0	0- 0	0- 0	NEUTRAL	0- 0	0- 0	0- 0				

RPI 1-25				RPI 26-50				Team's RPI: 40	RPI 51-100				RPI 101+			
RPI	S	Opponent	Score	RPI	S	Opponent	Score		RPI	S	Opponent	Score	RPI	S	Opponent	Score
11	H	Marquette	55 91	34	H	DePaul	59 66		69	N	Virginia Tech	59 61	102	A	Georgetown	63 68
15	A	UCF	56 71	41	H	Butler	55 63		77	H	Princeton	67 46	109	H	Georgia	62 56
									83	A	Penn	58 50	119	A	Seton Hall	70 66
									91	A	Providence	61 67	126	A	St. John's (NY)	73 57
									91	H	Providence	53 33	136	A	Lehigh	70 48
									97	H	Hartford	59 41	163	H	Xavier	75 71
									99	A	Creighton	54 52	178	A	George Washington	60 45
													185	H	Temple	76 68
													285	A	Saint Joseph's	47 35
													286	H	La Salle	81 68
LAST 12 Division I GAMES:																
126	A	St. John's (NY)	73 57	91	H	Providence	53 33									
119	A	Seton Hall	70 66	91	A	Providence	61 67									
102	A	Georgetown	63 68	99	A	Creighton	54 52									
83	A	Penn	58 50	163	H	Xavier	75 71									
34	H	DePaul	59 66	41	H	Butler	55 63									
11	H	Marquette	55 91	109	H	Georgia	62 56									

Non-Div I Games:

Villanova

■ Loss,
■ Non-Conf, S Site,
■ Home
■ Away
N Neutral

Average RPI Win:	154	WON-LOST	WINNING	LAST 10	STRENGTH OF	OPP. STRENGTH	TEAM	ADJ.	CONF.	ADJ CONF.
Average RPI Loss:	54	RECORD	PCT. RANK	GAMES	SCHEDULE	OF SCHEDULE	RPI	RPI	RPI	RPI
DIV. I ONLY	8- 13	239	0- 1	7	23	105	105	1	1	
DIV. I NON-CONF.	6- 7	172	0- 0	29	71	122	122	1	1	
TOTALS	RPI 1-25	RPI 26-50	W-L RECORDS	RPI 51-100	RPI 101-150	RPI 150+				
8- 13	0- 7	0- 2	OVERALL	2- 0	2- 3	4- 1				
5- 7	0- 4	0- 0	HOME	1- 0	1- 2	3- 1				
2- 5	0- 3	0- 2	AWAY	1- 0	1- 0	0- 0				
1- 1	0- 0	0- 0	NEUTRAL	0- 0	0- 1	1- 0				
6- 7	0- 3	0- 1	NON-CONFERENCE	1- 0	1- 2	4- 1				
4- 4	0- 2	0- 0	HOME	0- 0	1- 1	3- 1				
1- 2	0- 1	0- 1	AWAY	1- 0	0- 0	0- 0				
1- 1	0- 0	0- 0	NEUTRAL	0- 0	0- 1	1- 0				
2- 6	0- 4	0- 1	CONFERENCE	1- 0	1- 1	0- 0				
1- 3	0- 2	0- 0	HOME	1- 0	0- 1	0- 0				
1- 3	0- 2	0- 1	AWAY	0- 0	1- 0	0- 0				
0- 0	0- 0	0- 0	NEUTRAL	0- 0	0- 0	0- 0				

RPI 1-25				RPI 26-50				RPI 51-100				RPI 101+ Team's RPI: 105			
RPI	S	Opponent	Score	RPI	S	Opponent	Score	RPI	S	Opponent	Score	RPI	S	Opponent	Score
2	A	Louisville	43 91	30	A	Kentucky	51 63	64	A	Old Dominion	73 67	103	H	American	57 54
6	H	NC State	38 66	45	A	Clemson	65 71	69	H	Virginia Tech	62 58	107	H	Wake Forest	42 52
8	H	Mississippi St.	44 72									111	N	Alabama	52 64
9	A	Syracuse	68 72									113	A	Pittsburgh	74 57
21	H	Central Mich.	61 74									120	H	Radford	44 57
22	H	Florida St.	61 63									156	H	Charlotte	65 61
25	A	Michigan St.	66 91									157	N	South Fla.	74 67
												199	H	Saint Louis	65 67
												255	H	N.C. A&T	67 57
												318	H	Coppin St.	55 41
LAST 12 Division I GAMES:															
107	H	Wake Forest	42 52	9	A	Syracuse	68 72								
113	A	Pittsburgh	74 57	22	H	Florida St.	61 63								
2	A	Louisville	43 91	156	H	Charlotte	65 61								
6	H	NC State	38 66	157	N	South Fla.	74 67								
69	H	Virginia Tech	62 58	111	N	Alabama	52 64								
45	A	Clemson	65 71	120	H	Radford	44 57								

Non-Div I Games:

Virginia

■ Loss,
■ Non-Conf, S Site,
■ Home
■ Away
N Neutral

Average RPI Win:	183	WON-LOST	WINNING	LAST 10	STRENGTH OF	OPP. STRENGTH	TEAM	ADJ.	CONF.	ADJ CONF.
Average RPI Loss:	28	RECORD	PCT. RANK	GAMES	SCHEDULE	OF SCHEDULE	RPI	RPI	RPI	RPI
DIV. I ONLY	14- 7	84	1- 0	73	27	69	69	1	1	
DIV. I NON-CONF.	13- 0	1	0- 0	242	140	31	31	1	1	
TOTALS	RPI 1-25	RPI 26-50	W-L RECORDS	RPI 51-100	RPI 101-150	RPI 150+				
14- 7	1- 5	1- 1	OVERALL	0- 0	5- 1	7- 0				
8- 4	1- 3	0- 1	HOME	0- 0	2- 0	5- 0				
2- 3	0- 2	0- 0	AWAY	0- 0	1- 1	1- 0				
4- 0	0- 0	1- 0	NEUTRAL	0- 0	2- 0	1- 0				
13- 0	1- 0	1- 0	NON-CONFERENCE	0- 0	4- 0	7- 0				
8- 0	1- 0	0- 0	HOME	0- 0	2- 0	5- 0				
1- 0	0- 0	0- 0	AWAY	0- 0	0- 0	1- 0				
4- 0	0- 0	1- 0	NEUTRAL	0- 0	2- 0	1- 0				
1- 7	0- 5	0- 1	CONFERENCE	0- 0	1- 1	0- 0				
0- 4	0- 3	0- 1	HOME	0- 0	0- 0	0- 0				
1- 3	0- 2	0- 0	AWAY	0- 0	1- 1	0- 0				
0- 0	0- 0	0- 0	NEUTRAL	0- 0	0- 0	0- 0				

RPI 1-25				RPI 26-50				RPI 51-100 Team's RPI: 69				RPI 101+			
RPI	S	Opponent	Score	RPI	S	Opponent	Score	RPI	S	Opponent	Score	RPI	S	Opponent	Score
1	H	Notre Dame	51 80	29	H	North Carolina	69 81					101	N	Ohio St.	81 73
6	A	NC State	61 70	40	N	Villanova	61 59					105	A	Virginia	58 62
9	H	Syracuse	73 75									113	A	Pittsburgh	74 58
14	H	Rutgers	67 51									114	N	Dayton	69 57
22	H	Florida St.	54 56									120	H	Radford	55 44
24	A	Miami (FL)	61 68									130	H	Chattanooga	74 59
												228	A	Liberty	72 61
												239	H	Monmouth	82 49
												244	H	Mt. St. Mary's	83 51
												269	N	Richmond	85 57
												273	H	Ga. Southern	78 49
												338	H	USC Upstate	96 45
												342	H	Longwood	93 39
LAST 12 Division I GAMES:															
22	H	Florida St.	54 56	113	A	Pittsburgh	74 58								
29	H	North Carolina	69 81	24	A	Miami (FL)	61 68								
6	A	NC State	61 70	342	H	Longwood	93 39								
1	H	Notre Dame	51 80	101	N	Ohio St.	81 73								
105	A	Virginia	58 62	114	N	Dayton	69 57								
9	H	Syracuse	73 75	244	H	Mt. St. Mary's	83 51								

Non-Div I Games:

Virginia Tech

■ Loss,
 ■ Non-Conf,
 ■ S Site,
 ■ H Home
 ■ A Away
 N Neutral

Average RPI Win:	315	WON-LOST	WINNING	LAST 10	STRENGTH OF	OPP. STRENGTH	TEAM	ADJ.	CONF.	ADJ CONF.
Average RPI Loss:	225	RECORD	PCT. RANK	GAMES	SCHEDULE	OF SCHEDULE	RPI	RPI	RPI	RPI
DIV. I ONLY	5- 14	291	0- 1	316	349	328	328	31	31	
DIV. I NON-CONF.	1- 9	326	0- 1	281	343	339	339	31	31	
TOTALS	RPI 1-25	RPI 26-50	W-L RECORDS	RPI 51-100	RPI 101-150	RPI 150+				
5- 14	0- 0	0- 0	OVERALL	0- 1	0- 2	5- 11				
3- 4	0- 0	0- 0	HOME	0- 1	0- 0	3- 3				
2- 9	0- 0	0- 0	AWAY	0- 0	0- 2	2- 7				
0- 1	0- 0	0- 0	NEUTRAL	0- 0	0- 0	0- 1				
1- 9	0- 0	0- 0	NON-CONFERENCE	0- 1	0- 2	1- 6				
0- 3	0- 0	0- 0	HOME	0- 1	0- 0	0- 2				
1- 5	0- 0	0- 0	AWAY	0- 0	0- 2	1- 3				
0- 1	0- 0	0- 0	NEUTRAL	0- 0	0- 0	0- 1				
4- 5	0- 0	0- 0	CONFERENCE	0- 0	0- 0	4- 5				
3- 1	0- 0	0- 0	HOME	0- 0	0- 0	3- 1				
1- 4	0- 0	0- 0	AWAY	0- 0	0- 0	1- 4				
0- 0	0- 0	0- 0	NEUTRAL	0- 0	0- 0	0- 0				

RPI S	Opponent	Score	RPI S	Opponent	Score	RPI S	Opponent	Score	RPI S	Opponent	Score	Team's RPI: 328
						93	H Yale	41 74	119	A Seton Hall	40 95	
									144	A Fordham	59 80	
									162	A Stony Brook	45 70	
									204	A Saint Francis (PA)	70 107	
									214	A Robert Morris	46 69	
									241	A Sacred Heart	64 72	
									241	H Sacred Heart	68 80	
									244	H Mt. St. Mary's	92 76	
									256	A St. Francis Brooklyn	61 76	
									265	N Siena	71 74	
									271	A Vermont	54 56	
									297	A Central Conn. St.	75 63	
									300	H Army West Point	46 61	
									315	A Saint Peter's	57 69	
									319	H Lafayette	43 66	
									342	A Longwood	86 60	
									343	H Fairleigh Dickinson	71 59	
									351	H LIU Brooklyn	72 62	
LAST 12 Division I GAMES:												
351	H	LIU Brooklyn	72	62	265	N	Siena	71	74			
204	A	Saint Francis (PA)	70	107	241	H	Sacred Heart	68	80			
214	A	Robert Morris	46	69	297	A	Central Conn. St.	75	63			
241	A	Sacred Heart	64	72	256	A	St. Francis Brooklyn	61	76			
244	H	Mt. St. Mary's	92	76	162	A	Stony Brook	45	70			
343	H	Fairleigh Dickinson	71	59	300	H	Army West Point	46	61			

Non-Div I Games: Staten Island 86 59

Wagner

Loss, Non-Conf, S Site, H Home A Away N Neutral

Wake Forest

Through Games Of Feb. 2, 2019

Average RPI Win:	171	WON-LOST	WINNING	LAST 10	STRENGTH OF	OPP. STRENGTH	TEAM	ADJ.	CONF.	ADJ CONF.
Average RPI Loss:	69	RECORD	PCT. RANK	GAMES	SCHEDULE	OF SCHEDULE	RPI	RPI	RPI	RPI
DIV. I ONLY	10- 11	178	0- 1	21	72	107	107	1	1	
DIV. I NON-CONF.	9- 4	85	0- 0	71	273	82	82	1	1	
TOTALS	RPI 1-25	RPI 26-50	W-L RECORDS	RPI 51-100	RPI 101-150	RPI 150+				
10- 11	0- 4	1- 2	OVERALL	0- 2	3- 1	6- 2				
7- 6	0- 3	1- 1	HOME	0- 1	2- 0	4- 1				
2- 5	0- 1	0- 1	AWAY	0- 1	1- 1	1- 1				
1- 0	0- 0	0- 0	NEUTRAL	0- 0	0- 0	1- 0				
9- 4	0- 0	1- 1	NON-CONFERENCE	0- 0	2- 1	6- 2				
7- 2	0- 0	1- 1	HOME	0- 0	2- 0	4- 1				
1- 2	0- 0	0- 0	AWAY	0- 0	0- 1	1- 1				
1- 0	0- 0	0- 0	NEUTRAL	0- 0	0- 0	1- 0				
1- 7	0- 4	0- 1	CONFERENCE	0- 2	1- 0	0- 0				
0- 4	0- 3	0- 0	HOME	0- 1	0- 0	0- 0				
1- 3	0- 1	0- 1	AWAY	0- 1	1- 0	0- 0				
0- 0	0- 0	0- 0	NEUTRAL	0- 0	0- 0	0- 0				

RPI 1-25			RPI 26-50			RPI 51-100			RPI 101+			Team's RPI: 107
RPI	S	Opponent	Score	RPI	S	Opponent	Score	RPI	S	Opponent	Score	
1	A	Notre Dame	48 78	29	A	North Carolina	61 84	67	A	Duke	52 66	105 A Virginia 52 42
2	H	Louisville	49 73	33	H	Indiana	73 87	86	H	Boston College	64 65	121 H Towson 60 53
6	H	NC State	50 59	47	H	James Madison	50 49					124 A VCU 40 53
24	H	Miami (FL)	57 72									126 H St. John's (NY) 64 59
												151 H Mercer 69 54
												156 A Charlotte 69 43
												163 H Xavier 50 62
												176 H UMES 78 67
												221 A East Carolina 61 70
												267 H Norfolk St. 63 61
												269 H Richmond 62 48
												296 N South Carolina St. 58 44
LAST 12 Division I GAMES:												
105	A	Virginia	52 42	6	H	NC State	50 59					
67	A	Duke	52 66	24	H	Miami (FL)	57 72					
2	H	Louisville	49 73	267	H	Norfolk St.	63 61					
29	A	North Carolina	61 84	296	N	South Carolina St.	58 44					
1	A	Notre Dame	48 78	47	H	James Madison	50 49					
86	H	Boston College	64 65	176	H	UMES	78 67					

Non-Div I Games:

Wake Forest

■ Loss,
■ Non-Conf,
■ S Site,
■ H Home
■ A Away
N Neutral

Average RPI Win:	188	WON-LOST	WINNING	LAST 10	STRENGTH OF	OPP. STRENGTH	TEAM	ADJ.	CONF.	ADJ CONF.
Average RPI Loss:	50	RECORD	PCT. RANK	GAMES	SCHEDULE	OF SCHEDULE	RPI	RPI	RPI	RPI
DIV. I ONLY	8- 14	248	0- 1	14	59	129	129	2	2	
DIV. I NON-CONF.	7- 5	132	0- 1	100	148	128	128	2	2	
TOTALS	RPI 1-25	RPI 26-50	W-L RECORDS	RPI 51-100	RPI 101-150	RPI 150+				
8- 14	0- 5	0- 4	OVERALL	1- 2	3- 3	4- 0				
6- 6	0- 2	0- 2	HOME	0- 1	3- 1	3- 0				
1- 6	0- 3	0- 2	AWAY	0- 0	0- 1	1- 0				
1- 2	0- 0	0- 0	NEUTRAL	1- 1	0- 1	0- 0				
7- 5	0- 1	0- 0	NON-CONFERENCE	1- 2	2- 2	4- 0				
5- 2	0- 1	0- 0	HOME	0- 1	2- 0	3- 0				
1- 1	0- 0	0- 0	AWAY	0- 0	0- 1	1- 0				
1- 2	0- 0	0- 0	NEUTRAL	1- 1	0- 1	0- 0				
1- 9	0- 4	0- 4	CONFERENCE	0- 0	1- 1	0- 0				
1- 4	0- 1	0- 2	HOME	0- 0	1- 1	0- 0				
0- 5	0- 3	0- 2	AWAY	0- 0	0- 0	0- 0				
0- 0	0- 0	0- 0	NEUTRAL	0- 0	0- 0	0- 0				

RPI	S	Opponent	Score	RPI	S	Opponent	Score	RPI	S	Opponent	Score	RPI	S	Opponent	Score	Team's RPI: 129
4	A	Oregon	71 84	28	H	Utah	43 58	57	H	Boise St.	69 73	101	H	Ohio St.	69 59	
4	H	Oregon	57 76	38	A	Oregon St.	67 78	62	N	Michigan	73 80	115	H	Washington St.	76 79	
5	A	Stanford	54 91	38	H	Oregon St.	39 86	67	N	Duke	71 64	122	A	Tulane	51 63	
8	H	Mississippi St.	56 103	50	A	Southern California	57 82					138	H	Colorado	68 58	
23	A	California	70 79									144	N	Fordham	57 65	
												147	H	Montana	69 54	
												194	H	George Mason	81 52	
												253	H	Cal St. Fullerton	83 74	
												266	H	Northern Ariz.	81 59	
												341	A	Seattle U	69 58	
LAST 12 Division I GAMES:																
62	N	Michigan	73 80	57	H	Boise St.	69 73									
144	N	Fordham	57 65	5	A	Stanford	54 91									
50	A	Southern California	57 82	28	H	Utah	43 58									
4	H	Oregon	57 76	138	H	Colorado	68 58									
38	H	Oregon St.	39 86	38	A	Oregon St.	67 78									
23	A	California	70 79	4	A	Oregon	71 84									

Non-Div I Games:

Washington

■ Loss,
 ■ Non-Conf,
 ■ S Site,
 ■ H Home
 ■ A Away
 N Neutral

Average RPI Win:	239	WON-LOST	WINNING	LAST 10	STRENGTH OF	OPP. STRENGTH	TEAM	ADJ.	CONF.	ADJ CONF.
Average RPI Loss:	171	RECORD	PCT. RANK	GAMES	SCHEDULE	OF SCHEDULE	RPI	RPI	RPI	RPI
DIV. I ONLY	3- 17	326	0- 0	218	198	307	307	16	16	
DIV. I NON-CONF.	2- 7	288	0- 0	287	220	311	311	12	12	
TOTALS	RPI 1-25	RPI 26-50	W-L RECORDS	RPI 51-100	RPI 101-150	RPI 150+				
3- 17	0- 0	0- 1	OVERALL	0- 2	1- 4	2- 10				
1- 8	0- 0	0- 0	HOME	0- 2	0- 2	1- 4				
2- 8	0- 0	0- 1	AWAY	0- 0	1- 1	1- 6				
0- 1	0- 0	0- 0	NEUTRAL	0- 0	0- 1	0- 0				
2- 7	0- 0	0- 1	NON-CONFERENCE	0- 0	0- 2	2- 4				
1- 2	0- 0	0- 0	HOME	0- 0	0- 0	1- 2				
1- 4	0- 0	0- 1	AWAY	0- 0	0- 1	1- 2				
0- 1	0- 0	0- 0	NEUTRAL	0- 0	0- 1	0- 0				
1- 10	0- 0	0- 0	CONFERENCE	0- 2	1- 2	0- 6				
0- 6	0- 0	0- 0	HOME	0- 2	0- 2	0- 2				
1- 4	0- 0	0- 0	AWAY	0- 0	1- 0	0- 4				
0- 0	0- 0	0- 0	NEUTRAL	0- 0	0- 0	0- 0				

RPI	S	Opponent	Score	RPI	S	Opponent	Score	RPI	S	Opponent	Score	RPI	S	Opponent	Score	Team's RPI: 307
28	A	Utah	56 77	73	H	Idaho St.	57 70	116	A	Northern Colo.	55 54	124	N	VCU	36 64	
				98	H	Idaho	74 79	132	H	Montana St.	59 66	135	A	Pepperdine	47 68	
								147	H	Montana	60 72	164	A	Portland St.	38 65	
								164	H	Portland St.	59 77	166	H	Portland	73 89	
								172	H	UC Riverside	39 71	197	H	Eastern Wash.	58 64	
								235	A	Sacramento St.	62 77	257	A	Southern Utah	79 84	
								266	A	Northern Ariz.	64 74	268	A	Utah Valley	59 65	
								277	A	UTSA	59 66	279	H	UTEP	68 63	
								323	A	Incarnate Word	72 64					
LAST 12 Division I GAMES:																
164	A	Portland St.	38 65	235	A	Sacramento St.	62 77									
147	H	Montana	60 72	257	A	Southern Utah	79 84									
132	H	Montana St.	59 66	266	A	Northern Ariz.	64 74									
116	A	Northern Colo.	55 54	98	H	Idaho	74 79									
164	H	Portland St.	59 77	197	H	Eastern Wash.	58 64									
73	H	Idaho St.	57 70	172	H	UC Riverside	39 71									

Non-Div I Games: La Verne 105 43

Weber St.

■ Loss,
 ■ Non-Conf,
 ■ S Site,
 ■ H Home
 ■ A Away
 N Neutral

West Virginia

Through Games Of Feb. 2, 2019

Average RPI Win:	188	WON-LOST	WINNING	LAST 10	STRENGTH OF	OPP. STRENGTH	TEAM	ADJ.	CONF.	ADJ CONF.
Average RPI Loss:	27	RECORD	PCT. RANK	GAMES	SCHEDULE	OF SCHEDULE	RPI	RPI	RPI	RPI
DIV. I ONLY	15- 5	47	1- 0	136	34	68	68	3	3	
DIV. I NON-CONF.	9- 2	43	1- 0	337	115	186	186	3	3	
TOTALS	RPI 1-25	RPI 26-50	W-L RECORDS	RPI 51-100	RPI 101-150	RPI 150+				
15- 5	1- 2	1- 2	OVERALL	2- 1	4- 0	7- 0				
11- 2	1- 0	0- 2	HOME	2- 0	2- 0	6- 0				
3- 2	0- 1	1- 0	AWAY	0- 1	2- 0	0- 0				
1- 1	0- 1	0- 0	NEUTRAL	0- 0	0- 0	1- 0				
9- 2	0- 1	0- 1	NON-CONFERENCE	0- 0	2- 0	7- 0				
7- 1	0- 0	0- 1	HOME	0- 0	1- 0	6- 0				
1- 0	0- 0	0- 0	AWAY	0- 0	1- 0	0- 0				
1- 1	0- 1	0- 0	NEUTRAL	0- 0	0- 0	1- 0				
6- 3	1- 1	1- 1	CONFERENCE	2- 1	2- 0	0- 0				
4- 1	1- 0	0- 1	HOME	2- 0	1- 0	0- 0				
2- 2	0- 1	1- 0	AWAY	0- 1	1- 0	0- 0				
0- 0	0- 0	0- 0	NEUTRAL	0- 0	0- 0	0- 0				

RPI 1-25				RPI 26-50				RPI 51-100				Team's RPI: 68				RPI 101+			
RPI	S	Opponent	Score	RPI	S	Opponent	Score	RPI	S	Opponent	Score	RPI	S	Opponent	Score	RPI	S	Opponent	Score
3	A	Baylor	47 79	31	A	Texas	64 58	53	A	TCU	48 62	113	A	Pittsburgh	77 43				
10	H	Iowa St.	73 64	31	H	Texas	58 70	55	H	Kansas St.	60 30	121	H	Towson	90 43				
13	N	Iowa	81 84	35	H	Missouri	51 68	89	H	Oklahoma St.	67 58	142	H	Texas Tech	68 65				
																145	A	Oklahoma	66 55
																237	H	Niagara	84 32
																298	H	Bryant	94 48
																303	H	Morgan St.	72 37
																308	H	NJIT	95 50
																318	H	Coppin St.	78 37
																322	H	Eastern Ky.	78 29
																322	N	Eastern Ky.	81 39
LAST 12 Division I GAMES:																			
				31	A	Texas	64 58					322	N	Eastern Ky.	81 39				
				55	H	Kansas St.	60 30					89	H	Oklahoma St.	67 58				
				142	H	Texas Tech	68 65					31	H	Texas	58 70				
				3	A	Baylor	47 79					53	A	TCU	48 62				
				10	H	Iowa St.	73 64					237	H	Niagara	84 32				
				145	A	Oklahoma	66 55					121	H	Towson	90 43				

Non-Div I Games:

West Virginia

■ Loss,
 ■ Non-Conf, S Site,
 ■ Home
 ■ Away
 N Neutral

Average RPI Win:	307	WON-LOST	WINNING	LAST 10	STRENGTH OF	OPP. STRENGTH	TEAM	ADJ.	CONF.	ADJ CONF.
Average RPI Loss:	208	RECORD	PCT. RANK	GAMES	SCHEDULE	OF SCHEDULE	RPI	RPI	RPI	RPI
DIV. I ONLY	2- 18	339	0- 1	235	336	334	334	25	25	
DIV. I NON-CONF.	2- 11	316	0- 0	160	344	306	306	25	25	
TOTALS	RPI 1-25	RPI 26-50	W-L RECORDS	RPI 51-100	RPI 101-150	RPI 150+				
2- 18	0- 0	0- 2	OVERALL	0- 0	0- 2	2- 14				
1- 6	0- 0	0- 0	HOME	0- 0	0- 0	1- 6				
1- 11	0- 0	0- 2	AWAY	0- 0	0- 2	1- 7				
0- 1	0- 0	0- 0	NEUTRAL	0- 0	0- 0	0- 1				
2- 11	0- 0	0- 2	NON-CONFERENCE	0- 0	0- 1	2- 8				
1- 4	0- 0	0- 0	HOME	0- 0	0- 0	1- 4				
1- 6	0- 0	0- 2	AWAY	0- 0	0- 1	1- 3				
0- 1	0- 0	0- 0	NEUTRAL	0- 0	0- 0	0- 1				
0- 7	0- 0	0- 0	CONFERENCE	0- 0	0- 1	0- 6				
0- 2	0- 0	0- 0	HOME	0- 0	0- 0	0- 2				
0- 5	0- 0	0- 0	AWAY	0- 0	0- 1	0- 4				
0- 0	0- 0	0- 0	NEUTRAL	0- 0	0- 0	0- 0				

RPI S	Opponent	Score	RPI S	Opponent	Score	RPI S	Opponent	Score	RPI S	Opponent	Score	Team's RPI: 334
			30	A Kentucky	39 99				130	A Chattanooga	58 72	
			43	A Georgia Tech	49 84				140	A Tennessee Tech	58 77	
									151	H Mercer	67 69	
									155	N North Ala.	66 89	
									180	A UNC Asheville	49 74	
									187	A Coastal Caro.	59 77	
									243	A Furman	55 65	
									245	A ETSU	80 88	
									249	H Campbell	37 63	
									255	H N.C. A&T	51 69	
									258	H Samford	42 75	
									264	H Gardner-Webb	52 62	
									275	A Winthrop	65 57	
									284	A Wofford	65 91	
									296	H South Carolina St.	39 54	
									308	A NJIT	71 79	
									317	A UNC Greensboro	59 71	
									338	H USC Upstate	68 64	
LAST 12 Division I GAMES:												
			130	A Chattanooga	58 72				245	A ETSU	80 88	
			317	A UNC Greensboro	59 71				264	H Gardner-Webb	52 62	
			258	H Samford	42 75				296	H South Carolina St.	39 54	
			151	H Mercer	67 69				275	A Winthrop	65 57	
			243	A Furman	55 65				30	A Kentucky	39 99	
			284	A Wofford	65 91				338	H USC Upstate	68 64	

Non-Div I Games: North Greenville 71 44 Young Harris 63 54

Western Caro.

Loss, Non-Conf, S Site, H Home A Away N Neutral

Average RPI Win:	257	WON-LOST	WINNING	LAST 10	STRENGTH OF	OPP. STRENGTH	TEAM	ADJ.	CONF.	ADJ CONF.
Average RPI Loss:	133	RECORD	PCT. RANK	GAMES	SCHEDULE	OF SCHEDULE	RPI	RPI	RPI	RPI
DIV. I ONLY	7- 13	252	1- 0	161	190	236	236	18	18	
DIV. I NON-CONF.	2- 9	297	0- 0	104	168	264	264	17	17	
TOTALS	RPI 1-25	RPI 26-50	W-L RECORDS	RPI 51-100	RPI 101-150	RPI 150+				
7- 13	0- 1	0- 5	OVERALL	0- 1	0- 0	7- 6				
5- 3	0- 1	0- 2	HOME	0- 0	0- 0	5- 0				
1- 7	0- 0	0- 3	AWAY	0- 0	0- 0	1- 4				
1- 3	0- 0	0- 0	NEUTRAL	0- 1	0- 0	1- 2				
2- 9	0- 1	0- 3	NON-CONFERENCE	0- 1	0- 0	2- 4				
1- 2	0- 1	0- 1	HOME	0- 0	0- 0	1- 0				
0- 4	0- 0	0- 2	AWAY	0- 0	0- 0	0- 2				
1- 3	0- 0	0- 0	NEUTRAL	0- 1	0- 0	1- 2				
5- 4	0- 0	0- 2	CONFERENCE	0- 0	0- 0	5- 2				
4- 1	0- 0	0- 1	HOME	0- 0	0- 0	4- 0				
1- 3	0- 0	0- 1	AWAY	0- 0	0- 0	1- 2				
0- 0	0- 0	0- 0	NEUTRAL	0- 0	0- 0	0- 0				

RPI 1-25				RPI 26-50				RPI 51-100				RPI 101+ Team's RPI: 236			
RPI	S	Opponent	Score	RPI	S	Opponent	Score	RPI	S	Opponent	Score	RPI	S	Opponent	Score
19	H	Drake	71 98	27	H	South Dakota St.	84 93	100	N	Northern Ill.	61 86	169	H	Denver	87 78
				35	H	Missouri	64 89					170	A	Bradley	68 82
				36	A	South Dakota	49 92					184	A	Oral Roberts	64 68
				41	A	Butler	51 92					218	A	Southeast Mo. St.	71 81
				42	A	Purdue	60 81					232	A	North Dakota	92 80
												232	H	North Dakota	111 90
												243	N	Furman	85 78
												278	N	Eastern Ill.	62 64
												279	N	UTEP	72 84
												283	H	Austin Peay	77 72
												305	A	North Dakota St.	60 68
												311	H	Omaha	78 70
												331	H	Purdue Fort Wayne	73 59
LAST 12 Division I GAMES:															
				36	A	South Dakota	49 92	232	H	North Dakota	111 90				
				331	H	Purdue Fort Wayne	73 59	169	H	Denver	87 78				
				311	H	Omaha	78 70	27	H	South Dakota St.	84 93				
				232	A	North Dakota	92 80	243	N	Furman	85 78				
				305	A	North Dakota St.	60 68	279	N	UTEP	72 84				
				184	A	Oral Roberts	64 68	100	N	Northern Ill.	61 86				

Non-Div I Games: MacMurray 136 39 William Woods 81 73

Western Ill.

Loss, Non-Conf, S Site, H Home A Away N Neutral

Average RPI Win:	212	WON-LOST	WINNING	LAST 10	STRENGTH OF	OPP. STRENGTH	TEAM	ADJ.	CONF.	ADJ CONF.
Average RPI Loss:	67	RECORD	PCT. RANK	GAMES	SCHEDULE	OF SCHEDULE	RPI	RPI	RPI	RPI
DIV. I ONLY	12- 9	131	0- 1	113	41	117	117	14	14	
DIV. I NON-CONF.	4- 8	241	0- 1	28	3	124	124	19	19	
TOTALS	RPI 1-25	RPI 26-50	W-L RECORDS	RPI 51-100	RPI 101-150	RPI 150+				
12- 9	0- 5	0- 1	OVERALL	2- 0	0- 1	10- 2				
6- 4	0- 2	0- 0	HOME	1- 0	0- 0	5- 2				
5- 3	0- 2	0- 0	AWAY	1- 0	0- 1	4- 0				
1- 2	0- 1	0- 1	NEUTRAL	0- 0	0- 0	1- 0				
4- 8	0- 5	0- 1	NON-CONFERENCE	1- 0	0- 1	3- 1				
2- 3	0- 2	0- 0	HOME	0- 0	0- 0	2- 1				
1- 3	0- 2	0- 0	AWAY	1- 0	0- 1	0- 0				
1- 2	0- 1	0- 1	NEUTRAL	0- 0	0- 0	1- 0				
8- 1	0- 0	0- 0	CONFERENCE	1- 0	0- 0	7- 1				
4- 1	0- 0	0- 0	HOME	1- 0	0- 0	3- 1				
4- 0	0- 0	0- 0	AWAY	0- 0	0- 0	4- 0				
0- 0	0- 0	0- 0	NEUTRAL	0- 0	0- 0	0- 0				

RPI 1-25				RPI 26-50				RPI 51-100				RPI 101+ Team's RPI: 117			
RPI	S	Opponent	Score	RPI	S	Opponent	Score	RPI	S	Opponent	Score	RPI	S	Opponent	Score
1	A	Notre Dame	53 94	38	N	Oregon St.	60 74	64	H	Old Dominion	75 60	145	A	Oklahoma	83 90
2	H	Louisville	80 102					82	A	Little Rock	68 56	154	H	Louisiana Tech	81 76
12	N	Gonzaga	55 76									156	H	Charlotte	76 58
13	H	Iowa	67 104									158	H	Southern Ill.	83 76
21	A	Central Mich.	90 108									182	H	Ball St.	83 86
												186	H	Southern Miss.	56 69
												225	H	Marshall	85 55
												245	N	ETSU	82 68
												277	A	UTSA	81 62
												279	A	UTEP	64 61
												289	A	Fla. Atlantic	81 50
												303	H	Morgan St.	90 43
												316	A	FIU	94 82
LAST 12 Division I GAMES:															
245	N	ETSU	82 68	12	N	Gonzaga	55 76								
279	A	UTEP	64 61	316	A	FIU	94 82								
277	A	UTSA	81 62	225	H	Marshall	85 55								
154	H	Louisiana Tech	81 76	64	H	Old Dominion	75 60								
186	H	Southern Miss.	56 69	156	H	Charlotte	76 58								
289	A	Fla. Atlantic	81 50	1	A	Notre Dame	53 94								

Non-Div I Games: Union (TN) 77 65 Bellarmine 95 57

Western Ky.

Average RPI Win:	289	WON-LOST	WINNING	LAST 10	STRENGTH OF	OPP. STRENGTH	TEAM	ADJ.	CONF.	ADJ CONF.
Average RPI Loss:	138	RECORD	PCT. RANK	GAMES	SCHEDULE	OF SCHEDULE	RPI	RPI	RPI	RPI
DIV. I ONLY	7- 10	226	0- 1	320	170	282	282	8	8	
DIV. I NON-CONF.	5- 5	162	0- 0	349	259	327	327	8	8	
TOTALS	RPI 1-25	RPI 26-50	W-L RECORDS	RPI 51-100	RPI 101-150	RPI 150+				
7- 10	0- 0	0- 1	OVERALL	0- 3	0- 1	7- 5				
2- 7	0- 0	0- 1	HOME	0- 3	0- 1	2- 2				
4- 2	0- 0	0- 0	AWAY	0- 0	0- 0	4- 2				
1- 1	0- 0	0- 0	NEUTRAL	0- 0	0- 0	1- 1				
5- 5	0- 0	0- 0	NON-CONFERENCE	0- 1	0- 0	5- 4				
2- 3	0- 0	0- 0	HOME	0- 1	0- 0	2- 2				
2- 1	0- 0	0- 0	AWAY	0- 0	0- 0	2- 1				
1- 1	0- 0	0- 0	NEUTRAL	0- 0	0- 0	1- 1				
2- 5	0- 0	0- 1	CONFERENCE	0- 2	0- 1	2- 1				
0- 4	0- 0	0- 1	HOME	0- 2	0- 1	0- 0				
2- 1	0- 0	0- 0	AWAY	0- 0	0- 0	2- 1				
0- 0	0- 0	0- 0	NEUTRAL	0- 0	0- 0	0- 0				

RPI 1-25				RPI 26-50				RPI 51-100				RPI 101+				Team's RPI: 282	
RPI	S	Opponent	Score	RPI	S	Opponent	Score	RPI	S	Opponent	Score	RPI	S	Opponent	Score		
				26	H	Buffalo	59 61	54	H	Miami (OH)	62 81	150	H	Akron	59 72		
								62	H	Michigan	42 79	161	H	New Mexico St.	54 66		
								84	H	Toledo	57 80	182	A	Ball St.	65 62		
												190	A	Eastern Mich.	61 64		
												205	A	Ole Miss	66 69		
												211	H	Loyola Chicago	53 64		
												220	A	Bowling Green	84 82		
												232	N	North Dakota	50 62		
												289	A	Fla. Atlantic	69 59		
												322	H	Eastern Ky.	64 53		
												330	A	Detroit Mercy	54 44		
												331	H	Purdue Fort Wayne	69 61		
												348	N	Florida A&M	69 50		
LAST 12 Division I GAMES:																	
				182	A	Ball St.	65 62	54	H	Miami (OH)	62 81						
				26	H	Buffalo	59 61	348	N	Florida A&M	69 50						
				84	H	Toledo	57 80	232	N	North Dakota	50 62						
				190	A	Eastern Mich.	61 64	289	A	Fla. Atlantic	69 59						
				150	H	Akron	59 72	330	A	Detroit Mercy	54 44						
				220	A	Bowling Green	84 82	211	H	Loyola Chicago	53 64						

Non-Div I Games: Saginaw Valley 75 51

Western Mich.

■ Loss,
■ Non-Conf,
■ S Site,
■ H Home
■ A Away
N Neutral

Average RPI Win:	222	WON-LOST	WINNING	LAST 10	STRENGTH OF	OPP. STRENGTH	TEAM	ADJ.	CONF.	ADJ CONF.
Average RPI Loss:	137	RECORD	PCT. RANK	GAMES	SCHEDULE	OF SCHEDULE	RPI	RPI	RPI	RPI
DIV. I ONLY	9- 12	214	0- 1	220	162	261	261	9	9	
DIV. I NON-CONF.	7- 6	153	0- 1	224	209	245	245	9	9	
TOTALS	RPI 1-25	RPI 26-50	W-L RECORDS	RPI 51-100	RPI 101-150	RPI 150+				
9- 12	0- 0	0- 1	OVERALL	1- 4	1- 2	7- 5				
8- 6	0- 0	0- 0	HOME	1- 3	0- 1	7- 2				
1- 3	0- 0	0- 0	AWAY	0- 0	1- 0	0- 3				
0- 3	0- 0	0- 1	NEUTRAL	0- 1	0- 1	0- 0				
7- 6	0- 0	0- 1	NON-CONFERENCE	1- 3	0- 2	6- 0				
7- 3	0- 0	0- 0	HOME	1- 2	0- 1	6- 0				
0- 0	0- 0	0- 0	AWAY	0- 0	0- 0	0- 0				
0- 3	0- 0	0- 1	NEUTRAL	0- 1	0- 1	0- 0				
2- 6	0- 0	0- 0	CONFERENCE	0- 1	1- 0	1- 5				
1- 3	0- 0	0- 0	HOME	0- 1	0- 0	1- 2				
1- 3	0- 0	0- 0	AWAY	0- 0	1- 0	0- 3				
0- 0	0- 0	0- 0	NEUTRAL	0- 0	0- 0	0- 0				

RPI 1-25				RPI 26-50				RPI 51-100				RPI 101+ Team's RPI: 261			
RPI	S	Opponent	Score	RPI	S	Opponent	Score	RPI	S	Opponent	Score	RPI	S	Opponent	Score
				36	N	South Dakota	64 73	80	H	Missouri St.	63 60	115	N	Washington St.	59 85
								85	N	Northwestern	43 65	122	A	Tulane	62 44
								89	H	Oklahoma St.	47 60	140	H	Tennessee Tech	45 55
								96	H	Houston	58 66	154	H	Louisiana Tech	70 56
								99	H	Creighton	71 83	160	A	Tulsa	49 63
												181	H	Grambling	70 61
												185	H	Temple	40 65
												203	A	SMU	50 78
												207	H	Sam Houston St.	63 55
												213	H	Memphis	50 71
												221	A	East Carolina	56 78
												221	H	East Carolina	57 47
												339	H	Houston Baptist	68 50
												345	H	Ark.-Pine Bluff	76 39
												349	H	Savannah St.	66 50
LAST 12 Division I GAMES:															
				185	H	Temple	40 65	115	N	Washington St.	59 85				
				221	H	East Carolina	57 47	221	A	East Carolina	56 78				
				122	A	Tulane	62 44	160	A	Tulsa	49 63				
				96	H	Houston	58 66	349	H	Savannah St.	66 50				
				203	A	SMU	50 78	85	N	Northwestern	43 65				
				213	H	Memphis	50 71	181	H	Grambling	70 61				

Non-Div I Games:

Wichita St.

William & Mary

Through Games Of Feb. 2, 2019

Average RPI Win:	222	WON-LOST	WINNING	LAST 10	STRENGTH OF	OPP. STRENGTH	TEAM	ADJ.	CONF.	ADJ CONF.
Average RPI Loss:	124	RECORD	PCT. RANK	GAMES	SCHEDULE	OF SCHEDULE	RPI	RPI	RPI	RPI
DIV. I ONLY	11- 8	126	0- 1	174	203	143	143	10	10	
DIV. I NON-CONF.	7- 4	109	0- 0	198	274	125	125	11	11	
TOTALS	RPI 1-25	RPI 26-50	W-L RECORDS	RPI 51-100	RPI 101-150	RPI 150+				
11- 8	0- 0	0- 1	OVERALL	0- 3	2- 2	9- 2				
6- 3	0- 0	0- 0	HOME	0- 0	1- 1	5- 2				
5- 5	0- 0	0- 1	AWAY	0- 3	1- 1	4- 0				
0- 0	0- 0	0- 0	NEUTRAL	0- 0	0- 0	0- 0				
7- 4	0- 0	0- 0	NON-CONFERENCE	0- 2	0- 2	7- 0				
4- 1	0- 0	0- 0	HOME	0- 0	0- 1	4- 0				
3- 3	0- 0	0- 0	AWAY	0- 2	0- 1	3- 0				
0- 0	0- 0	0- 0	NEUTRAL	0- 0	0- 0	0- 0				
4- 4	0- 0	0- 1	CONFERENCE	0- 1	2- 0	2- 2				
2- 2	0- 0	0- 0	HOME	0- 0	1- 0	1- 2				
2- 2	0- 0	0- 1	AWAY	0- 1	1- 0	1- 0				
0- 0	0- 0	0- 0	NEUTRAL	0- 0	0- 0	0- 0				

RPI S	Opponent	Score	RPI S	Opponent	Score	RPI S	Opponent	Score	RPI S	Opponent	Score	Team's RPI: 143
			47 A	James Madison	48 65	64 A	Old Dominion	69 83	121 A	Towson	80 69	
						76 A	Northeastern	74 88	123 A	Davidson	65 76	
						97 A	Hartford	45 50	124 H	VCU	55 72	
									133 H	UNCW	70 64	
									168 H	Delaware	59 70	
									178 H	George Washington	73 59	
									192 H	Elon	65 60	
									221 H	East Carolina	63 43	
									226 H	Howard	88 75	
									231 A	Hofstra	60 55	
									267 A	Norfolk St.	55 44	
									269 H	Richmond	65 55	
									293 H	Col. of Charleston	54 66	
									295 A	Loyola Maryland	65 49	
									309 A	Fairfield	60 54	
LAST 12 Division I GAMES:												
121 A	Towson	80 69	168 H	Delaware	59 70	231 A	Hofstra	60 55				
47 A	James Madison	48 65	178 H	George Washington	73 59	267 A	Norfolk St.	55 44				
192 H	Elon	65 60	64 A	Old Dominion	69 83	269 H	Richmond	65 55				
293 H	Col. of Charleston	54 66										
133 H	UNCW	70 64										
76 A	Northeastern	74 88										

Non-Div I Games:

William & Mary

Loss, Non-Conf, S Site, H Home A Away N Neutral

Average RPI Win:	294	WON-LOST	WINNING	LAST 10	STRENGTH OF	OPP. STRENGTH	TEAM	ADJ.	CONF.	ADJ CONF.
Average RPI Loss:	197	RECORD	PCT. RANK	GAMES	SCHEDULE	OF SCHEDULE	RPI	RPI	RPI	RPI
DIV. I ONLY	9- 11	198	0- 1	334	331	275	275	28	28	
DIV. I NON-CONF.	4- 6	212	0- 0	330	316	281	281	29	29	
TOTALS	RPI 1-25	RPI 26-50	W-L RECORDS	RPI 51-100	RPI 101-150	RPI 150+				
9- 11	0- 0	0- 1	OVERALL	0- 0	0- 3	9- 7				
5- 3	0- 0	0- 0	HOME	0- 0	0- 0	5- 3				
4- 8	0- 0	0- 1	AWAY	0- 0	0- 3	4- 4				
0- 0	0- 0	0- 0	NEUTRAL	0- 0	0- 0	0- 0				
4- 6	0- 0	0- 1	NON-CONFERENCE	0- 0	0- 1	4- 4				
2- 1	0- 0	0- 0	HOME	0- 0	0- 0	2- 1				
2- 5	0- 0	0- 1	AWAY	0- 0	0- 1	2- 3				
0- 0	0- 0	0- 0	NEUTRAL	0- 0	0- 0	0- 0				
5- 5	0- 0	0- 0	CONFERENCE	0- 0	0- 2	5- 3				
3- 2	0- 0	0- 0	HOME	0- 0	0- 0	3- 2				
2- 3	0- 0	0- 0	AWAY	0- 0	0- 2	2- 1				
0- 0	0- 0	0- 0	NEUTRAL	0- 0	0- 0	0- 0				

RPI 1-25			RPI 26-50			RPI 51-100			RPI 101+ Team's RPI: 275		
RPI	S	Opponent	Score	RPI	S	Opponent	Score	RPI	S	Opponent	Score
				47	A	James Madison	39 56				
								109	A	Georgia	39 85
								120	A	Radford	49 70
								127	A	High Point	54 56
								171	A	Wisconsin	41 76
								180	A	UNC Asheville	36 70
								188	H	Hampton	63 84
								192	H	Elon	58 57
								249	A	Campbell	59 46
								264	A	Gardner-Webb	64 62
								273	A	Ga. Southern	55 64
								284	A	Wofford	53 70
								293	A	Col. of Charleston	71 64
								296	A	South Carolina St.	58 50
								331	H	Charleston So.	57 52
								334	H	Western Caro.	57 65
								336	H	Presbyterian	55 52
								338	H	USC Upstate	50 76
								342	H	Longwood	77 69
								346	H	N.C. Central	66 41
LAST 12 Division I GAMES:											
127	A	High Point	54 56	180	A	UNC Asheville	36 70				
336	H	Presbyterian	55 52	338	H	USC Upstate	50 76				
188	H	Hampton	63 84	331	H	Charleston So.	57 52				
264	A	Gardner-Webb	64 62	342	H	Longwood	77 69				
249	A	Campbell	59 46	334	H	Western Caro.	57 65				
120	A	Radford	49 70	273	A	Ga. Southern	55 64				

Non-Div I Games: Newberry

63 67

Winthrop

■ Loss,
 ■ Non-Conf,
 ■ S Site,
 ■ H Home
 ■ A Away
 N Neutral

Average RPI Win:	213	WON-LOST	WINNING	LAST 10	STRENGTH OF	OPP. STRENGTH	TEAM	ADJ.	CONF.	ADJ CONF.
Average RPI Loss:	76	RECORD	PCT. RANK	GAMES	SCHEDULE	OF SCHEDULE	RPI	RPI	RPI	RPI
DIV. I ONLY	11- 11	165	0- 1	145	80	171	171	4	4	
DIV. I NON-CONF.	9- 3	61	0- 0	303	196	165	165	6	6	
TOTALS	RPI 1-25	RPI 26-50	W-L RECORDS	RPI 51-100	RPI 101-150	RPI 150+				
11- 11	0- 2	1- 1	OVERALL	1- 4	2- 4	7- 0				
8- 4	0- 0	1- 1	HOME	1- 1	1- 2	5- 0				
1- 6	0- 2	0- 0	AWAY	0- 2	0- 2	1- 0				
2- 1	0- 0	0- 0	NEUTRAL	0- 1	1- 0	1- 0				
9- 3	0- 0	0- 0	NON-CONFERENCE	0- 3	2- 0	7- 0				
6- 1	0- 0	0- 0	HOME	0- 1	1- 0	5- 0				
1- 1	0- 0	0- 0	AWAY	0- 1	0- 0	1- 0				
2- 1	0- 0	0- 0	NEUTRAL	0- 1	1- 0	1- 0				
2- 8	0- 2	1- 1	CONFERENCE	1- 1	0- 4	0- 0				
2- 3	0- 0	1- 1	HOME	1- 0	0- 2	0- 0				
0- 5	0- 2	0- 0	AWAY	0- 1	0- 2	0- 0				
0- 0	0- 0	0- 0	NEUTRAL	0- 0	0- 0	0- 0				

RPI 1-25				RPI 26-50				RPI 51-100				RPI 101+ Team's RPI: 171			
RPI	S	Opponent	Score	RPI	S	Opponent	Score	RPI	S	Opponent	Score	RPI	S	Opponent	Score
13	A	Iowa	53 71	33	H	Indiana	68 75	61	N	Arkansas	68 69	106	A	Penn St.	64 71
18	A	Maryland	57 75	42	H	Purdue	76 69	67	H	Duke	53 60	106	H	Penn St.	59 65
								70	A	Green Bay	46 55	113	N	Pittsburgh	57 42
								85	A	Northwestern	46 72	131	H	IUPUI	65 64
								90	H	Nebraska	70 69	139	A	Minnesota	56 74
												139	H	Minnesota	50 78
												193	A	Milwaukee	68 57
												225	H	Marshall	67 49
												275	H	Winthrop	76 41
												290	N	Tennessee St.	58 53
												305	H	North Dakota St.	64 53
												337	H	Evansville	96 60
												344	H	Chicago St.	85 38
LAST 12 Division I GAMES:															
				90	H	Nebraska	70 69	18	A	Maryland	57 75				
				106	H	Penn St.	59 65	106	A	Penn St.	64 71				
				85	A	Northwestern	46 72	42	H	Purdue	76 69				
				139	H	Minnesota	50 78	139	A	Minnesota	56 74				
				33	H	Indiana	68 75	337	H	Evansville	96 60				
				13	A	Iowa	53 71	344	H	Chicago St.	85 38				

Non-Div I Games:

Wisconsin

 Loss,
 Non-Conf,
 S Site,
 H Home
 A Away
N Neutral

Wofford

Through Games Of Feb. 2, 2019

Average RPI Win:	295	WON-LOST	WINNING	LAST 10	STRENGTH OF	OPP. STRENGTH	TEAM	ADJ.	CONF.	ADJ CONF.
Average RPI Loss:	183	RECORD	PCT. RANK	GAMES	SCHEDULE	OF SCHEDULE	RPI	RPI	RPI	RPI
DIV. I ONLY	8- 11	221	1- 0	342	245	284	284	25	25	
DIV. I NON-CONF.	5- 7	206	0- 0	318	267	257	257	25	25	
TOTALS	RPI 1-25	RPI 26-50	W-L RECORDS	RPI 51-100	RPI 101-150	RPI 150+				
8- 11	0- 0	0- 2	OVERALL	0- 0	0- 2	8- 7				
6- 1	0- 0	0- 0	HOME	0- 0	0- 0	6- 1				
2- 10	0- 0	0- 2	AWAY	0- 0	0- 2	2- 6				
0- 0	0- 0	0- 0	NEUTRAL	0- 0	0- 0	0- 0				
5- 7	0- 0	0- 2	NON-CONFERENCE	0- 0	0- 1	5- 4				
3- 0	0- 0	0- 0	HOME	0- 0	0- 0	3- 0				
2- 7	0- 0	0- 2	AWAY	0- 0	0- 1	2- 4				
0- 0	0- 0	0- 0	NEUTRAL	0- 0	0- 0	0- 0				
3- 4	0- 0	0- 0	CONFERENCE	0- 0	0- 1	3- 3				
3- 1	0- 0	0- 0	HOME	0- 0	0- 0	3- 1				
0- 3	0- 0	0- 0	AWAY	0- 0	0- 1	0- 2				
0- 0	0- 0	0- 0	NEUTRAL	0- 0	0- 0	0- 0				

RPI S	Opponent	Score	RPI S	Opponent	Score	RPI S	Opponent	Score	RPI S	Opponent	Score	Team's RPI: 284
43	A Georgia Tech	40 81	45	A Clemson	77 85				130	A Chattanooga	82 89	
									137	A Appalachian St.	70 94	
									151	H Mercer	79 81	
									156	A Charlotte	63 85	
									180	A UNC Asheville	46 60	
									243	A Furman	50 63	
									245	A ETSU	79 92	
									258	H Samford	71 62	
									264	H Gardner-Webb	59 53	
									273	A Ga. Southern	81 65	
									275	H Winthrop	70 53	
									293	H Col. of Charleston	78 58	
									317	H UNC Greensboro	93 66	
									334	H Western Caro.	91 65	
									336	A Presbyterian	50 61	
									342	A Longwood	101 72	
									346	A N.C. Central	59 66	
LAST 12 Division I GAMES:												
151	H Mercer	79 81	258	H Samford	71 62							
243	A Furman	50 63	43	A Georgia Tech	40 81							
245	A ETSU	79 92	137	A Appalachian St.	70 94							
130	A Chattanooga	82 89	346	A N.C. Central	59 66							
317	H UNC Greensboro	93 66	342	A Longwood	101 72							
334	H Western Caro.	91 65	264	H Gardner-Webb	59 53							

Non-Div I Games: Warren Wilson 107 30 Southern Wesleyan 110 47 Brevard 106 52

Wofford

Loss, Non-Conf, S Site, H Home A Away N Neutral

Average RPI Win:	218	WON-LOST	WINNING	LAST 10	STRENGTH OF	OPP. STRENGTH	TEAM	ADJ.	CONF.	ADJ CONF.
Average RPI Loss:	128	RECORD	PCT. RANK	GAMES	SCHEDULE	OF SCHEDULE	RPI	RPI	RPI	RPI
DIV. I ONLY	17- 5	38	1- 0	224	204	88	88	20	20	
DIV. I NON-CONF.	7- 4	109	0- 0	115	197	72	72	18	18	
TOTALS	RPI 1-25	RPI 26-50	W-L RECORDS	RPI 51-100	RPI 101-150	RPI 150+				
17- 5	0- 1	0- 0	OVERALL	2- 1	4- 1	11- 2				
7- 1	0- 0	0- 0	HOME	2- 1	1- 0	4- 0				
6- 4	0- 1	0- 0	AWAY	0- 0	1- 1	5- 2				
4- 0	0- 0	0- 0	NEUTRAL	0- 0	2- 0	2- 0				
7- 4	0- 1	0- 0	NON-CONFERENCE	1- 1	2- 0	4- 2				
1- 1	0- 0	0- 0	HOME	1- 1	0- 0	0- 0				
2- 3	0- 1	0- 0	AWAY	0- 0	0- 0	2- 2				
4- 0	0- 0	0- 0	NEUTRAL	0- 0	2- 0	2- 0				
10- 1	0- 0	0- 0	CONFERENCE	1- 0	2- 1	7- 0				
6- 0	0- 0	0- 0	HOME	1- 0	1- 0	4- 0				
4- 1	0- 0	0- 0	AWAY	0- 0	1- 1	3- 0				
0- 0	0- 0	0- 0	NEUTRAL	0- 0	0- 0	0- 0				

RPI 1-25				RPI 26-50				RPI 51-100				Team's RPI: 88	RPI 101+			
RPI	S	Opponent	Score	RPI	S	Opponent	Score	RPI	S	Opponent	Score		RPI	S	Opponent	Score
25	A	Michigan St.	68 84					60	H	Belmont	63 79		104	N	Drexel	71 63
								70	H	Green Bay	85 67		125	A	Youngstown St.	68 83
								74	H	Kent St.	61 55		131	A	IUPUI	78 75
													131	H	IUPUI	66 59
													149	N	Marist	76 60
													156	A	Charlotte	85 88
													193	H	Milwaukee	61 57
													212	A	UNLV	68 52
													230	N	Stetson	57 44
													231	N	Hofstra	93 64
													272	A	Cleveland St.	70 65
													276	A	CSU Bakersfield	74 76
													280	A	Northern Ky.	61 55
													310	H	Oakland	69 58
													326	A	Manhattan	60 44
													330	H	Detroit Mercy	78 59
													333	A	UIC	79 46
													333	H	UIC	72 47
LAST 12 Division I GAMES:																
333	H	UIC	72 47	131	H	IUPUI	66 59									
330	H	Detroit Mercy	78 59	193	H	Milwaukee	61 57									
310	H	Oakland	69 58	70	H	Green Bay	85 67									
272	A	Cleveland St.	70 65	333	A	UIC	79 46									
125	A	Youngstown St.	68 83	131	A	IUPUI	78 75									
280	A	Northern Ky.	61 55	156	A	Charlotte	85 88									

Non-Div I Games: Kentucky St. 83 53

Wright St.

■ Loss,
■ Non-Conf,
■ S Site,
■ H Home
■ A Away
N Neutral

Wyoming

Through Games Of Feb. 2, 2019

Average RPI Win:	158	WON-LOST	WINNING	LAST 10	STRENGTH OF	OPP. STRENGTH	TEAM	ADJ.	CONF.	ADJ CONF.
Average RPI Loss:	84	RECORD	PCT. RANK	GAMES	SCHEDULE	OF SCHEDULE	RPI	RPI	RPI	RPI
DIV. I ONLY	10- 5	84	1- 0	40	129	46	46	15	15	
DIV. I NON-CONF.	5- 2	82	0- 0	33	48	23	23	13	13	
TOTALS	RPI 1-25	RPI 26-50	W-L RECORDS	RPI 51-100	RPI 101-150	RPI 150+				
10- 5	0- 0	1- 1	OVERALL	2- 3	2- 0	5- 1				
7- 1	0- 0	1- 1	HOME	2- 0	1- 0	3- 0				
2- 4	0- 0	0- 0	AWAY	0- 3	1- 0	1- 1				
1- 0	0- 0	0- 0	NEUTRAL	0- 0	0- 0	1- 0				
5- 2	0- 0	1- 0	NON-CONFERENCE	1- 2	1- 0	2- 0				
4- 0	0- 0	1- 0	HOME	1- 0	1- 0	1- 0				
0- 2	0- 0	0- 0	AWAY	0- 2	0- 0	0- 0				
1- 0	0- 0	0- 0	NEUTRAL	0- 0	0- 0	1- 0				
5- 3	0- 0	0- 1	CONFERENCE	1- 1	1- 0	3- 1				
3- 1	0- 0	0- 1	HOME	1- 0	0- 0	2- 0				
2- 2	0- 0	0- 0	AWAY	0- 1	1- 0	1- 1				
0- 0	0- 0	0- 0	NEUTRAL	0- 0	0- 0	0- 0				

RPI 1-25				RPI 26-50				Team's RPI: 46				RPI 51-100				RPI 101+			
RPI	S	Opponent	Score	RPI	S	Opponent	Score	RPI	S	Opponent	Score	RPI	S	Opponent	Score	RPI	S	Opponent	Score
				27	H	South Dakota St.	77 70	52	A	Saint Mary's (CA)	84 90	128	A	Fresno St.	63 56				
				37	H	New Mexico	75 78	57	A	Boise St.	64 72	132	H	Montana St.	66 58				
								57	H	Boise St.	64 52	169	H	Denver	78 74				
								79	A	Pacific	64 70	177	N	North Texas	53 49				
								98	H	Idaho	64 61	195	A	Utah St.	42 50				
												212	H	UNLV	90 62				
												251	H	San Diego St.	87 45				
												326	A	San Jose St.	70 56				
LAST 12 Division I GAMES:																			
				57	H	Boise St.	64 52	128	A	Fresno St.	63 56								
				326	A	San Jose St.	70 56	57	A	Boise St.	64 72								
				37	H	New Mexico	75 78	27	H	South Dakota St.	77 70								
				195	A	Utah St.	42 50	98	H	Idaho	64 61								
				251	H	San Diego St.	87 45	169	H	Denver	78 74								
				212	H	UNLV	90 62	132	H	Montana St.	66 58								

Non-Div I Games: Chadron St. 80 33 UC-Colo. Springs 98 37

Wyoming

Loss, Non-Conf, S Site, H Home A Away N Neutral

Average RPI Win:	217	WON-LOST	WINNING	LAST 10	STRENGTH OF	OPP. STRENGTH	TEAM	ADJ.	CONF.	ADJ CONF.
Average RPI Loss:	77	RECORD	PCT. RANK	GAMES	SCHEDULE	OF SCHEDULE	RPI	RPI	RPI	RPI
DIV. I ONLY	11- 10	158	1- 0	107	111	163	163	6	6	
DIV. I NON-CONF.	9- 2	43	0- 0	269	307	127	127	4	4	
TOTALS	RPI 1-25	RPI 26-50	W-L RECORDS	RPI 51-100	RPI 101-150	RPI 150+				
11- 10	0- 1	0- 3	OVERALL	0- 3	4- 3	7- 0				
9- 5	0- 1	0- 2	HOME	0- 0	2- 2	7- 0				
2- 5	0- 0	0- 1	AWAY	0- 3	2- 1	0- 0				
0- 0	0- 0	0- 0	NEUTRAL	0- 0	0- 0	0- 0				
9- 2	0- 0	0- 0	NON-CONFERENCE	0- 1	2- 1	7- 0				
8- 1	0- 0	0- 0	HOME	0- 0	1- 1	7- 0				
1- 1	0- 0	0- 0	AWAY	0- 1	1- 0	0- 0				
0- 0	0- 0	0- 0	NEUTRAL	0- 0	0- 0	0- 0				
2- 8	0- 1	0- 3	CONFERENCE	0- 2	2- 2	0- 0				
1- 4	0- 1	0- 2	HOME	0- 0	1- 1	0- 0				
1- 4	0- 0	0- 1	AWAY	0- 2	1- 1	0- 0				
0- 0	0- 0	0- 0	NEUTRAL	0- 0	0- 0	0- 0				

RPI 1-25				RPI 26-50				RPI 51-100				RPI 101+ Team's RPI: 163			
RPI	S	Opponent	Score	RPI	S	Opponent	Score	RPI	S	Opponent	Score	RPI	S	Opponent	Score
11	H	Marquette	44 90	34	H	DePaul	71 73	87	A	Cincinnati	61 79	102	A	Georgetown	61 68
				40	A	Villanova	71 75	91	A	Providence	58 71	107	A	Wake Forest	62 50
				41	H	Butler	41 63	99	A	Creighton	62 66	119	A	Seton Hall	80 76
												119	H	Seton Hall	63 62
												126	H	St. John's (NY)	57 76
												139	H	Minnesota	53 78
												140	H	Tennessee Tech	70 60
												155	H	North Ala.	94 81
												219	H	Alabama St.	87 58
												220	H	Bowling Green	65 49
												309	H	Fairfield	48 35
												312	H	New Orleans	61 45
												344	H	Chicago St.	91 57
												347	H	Delaware St.	80 59
LAST 12 Division I GAMES:															
34	H	DePaul	71 73	119	A	Seton Hall	80 76								
11	H	Marquette	44 90	126	H	St. John's (NY)	57 76								
91	A	Providence	58 71	40	A	Villanova	71 75								
99	A	Creighton	62 66	102	A	Georgetown	61 68								
41	H	Butler	41 63	312	H	New Orleans	61 45								
119	H	Seton Hall	63 62	219	H	Alabama St.	87 58								

Non-Div I Games:

Xavier

Y
a
l
e

Y
a
l
e

Yale

Page 350

Average RPI Win:	236	WON-LOST	WINNING	LAST 10	STRENGTH OF	OPP. STRENGTH	TEAM	ADJ.	CONF.	ADJ CONF.
Average RPI Loss:	96	RECORD	PCT. RANK	GAMES	SCHEDULE	OF SCHEDULE	RPI	RPI	RPI	RPI
DIV. I ONLY	15- 5	47	1- 0	271	208	125	125	20	20	
DIV. I NON-CONF.	6- 3	91	0- 0	79	214	66	66	18	18	
TOTALS	RPI 1-25	RPI 26-50	W-L RECORDS	RPI 51-100	RPI 101-150	RPI 150+				
15- 5	0- 0	0- 1	OVERALL	1- 3	3- 0	11- 1				
11- 1	0- 0	0- 0	HOME	1- 1	2- 0	8- 0				
4- 4	0- 0	0- 1	AWAY	0- 2	1- 0	3- 1				
0- 0	0- 0	0- 0	NEUTRAL	0- 0	0- 0	0- 0				
6- 3	0- 0	0- 1	NON-CONFERENCE	0- 2	2- 0	4- 0				
4- 1	0- 0	0- 0	HOME	0- 1	1- 0	3- 0				
2- 2	0- 0	0- 1	AWAY	0- 1	1- 0	1- 0				
0- 0	0- 0	0- 0	NEUTRAL	0- 0	0- 0	0- 0				
9- 2	0- 0	0- 0	CONFERENCE	1- 1	1- 0	7- 1				
7- 0	0- 0	0- 0	HOME	1- 0	1- 0	5- 0				
2- 2	0- 0	0- 0	AWAY	0- 1	0- 0	2- 1				
0- 0	0- 0	0- 0	NEUTRAL	0- 0	0- 0	0- 0				

RPI S	Opponent	Score	RPI S	Opponent	Score	RPI S	Opponent	Score	RPI S	Opponent	Score	Team's RPI: 125
49	A Bucknell	68 73	70	A Green Bay	42 60	113	A Pittsburgh	64 55	131	H IUPUI	70 52	
			74	A Kent St.	34 62	150	H Akron	72 61	193	A Milwaukee	68 71	
			88	H Wright St.	83 68	204	H Saint Francis (PA)	80 56	211	H Loyola Chicago	74 63	
			93	H Yale	56 58	214	H Robert Morris	69 59	270	A Canisius	62 36	
						272	H Cleveland St.	73 55	280	H Northern Ky.	77 66	
						310	A Oakland	69 55	310	H Oakland	76 61	
						330	A Detroit Mercy	85 59	330	H Detroit Mercy	91 45	
						333	H UIC	81 29				
LAST 12 Division I GAMES:												
310	H Oakland	76 61	330	H Detroit Mercy	91 45							
272	H Cleveland St.	73 55	131	H IUPUI	70 52							
280	H Northern Ky.	77 66	333	H UIC	81 29							
88	H Wright St.	83 68	310	A Oakland	69 55							
70	A Green Bay	42 60	330	A Detroit Mercy	85 59							
193	A Milwaukee	68 71	49	A Bucknell	68 73							

Non-Div I Games: Thiel 76 53 Carlow 90 31

Youngstown St.

Loss, Non-Conf, S Site, H Home A Away N Neutral