

Average RPI Win:	63	WON-LOST	WINNING	LAST 10	STRENGTH OF	OPP. STRENGTH	TEAM	ADJ.	CONF.	ADJ CONF.
Average RPI Loss:	0	RECORD	PCT. RANK	GAMES	SCHEDULE	OF SCHEDULE	RPI	RPI	RPI	RPI
DIV. I ONLY	21- 0	1	10- 0	1	1	1	1	1	5	5
DIV. I NON-CONF.	12- 0	1	3- 0	1	1	1	1	1	6	6
TOTALS	RPI 1-25	RPI 26-50	W-L RECORDS	RPI 51-100	RPI 101-150	RPI 150+				
21- 0	8- 0	4- 0	OVERALL	2- 0	5- 0	2- 0				
9- 0	3- 0	2- 0	HOME	2- 0	1- 0	1- 0				
11- 0	4- 0	2- 0	AWAY	0- 0	4- 0	1- 0				
1- 0	1- 0	0- 0	NEUTRAL	0- 0	0- 0	0- 0				
12- 0	7- 0	2- 0	NON-CONFERENCE	2- 0	0- 0	1- 0				
5- 0	2- 0	1- 0	HOME	2- 0	0- 0	0- 0				
6- 0	4- 0	1- 0	AWAY	0- 0	0- 0	1- 0				
1- 0	1- 0	0- 0	NEUTRAL	0- 0	0- 0	0- 0				
9- 0	1- 0	2- 0	CONFERENCE	0- 0	5- 0	1- 0				
4- 0	1- 0	1- 0	HOME	0- 0	1- 0	1- 0				
5- 0	0- 0	1- 0	AWAY	0- 0	4- 0	0- 0				
0- 0	0- 0	0- 0	NEUTRAL	0- 0	0- 0	0- 0				

RPI	S	Opponent	Score	RPI	S	Opponent	Score	RPI	S	Opponent	Score	RPI	S	Opponent	Score
2	A	Notre Dame	72 61	27	H	Ohio St.	82 63	74	H	Dayton	98 65	107	A	East Carolina	91 44
5	H	Baylor	72 61	29	A	LSU	76 53	92	H	Chattanooga	80 43	107	H	East Carolina	90 45
7	A	Florida St.	78 76	30	A	Temple	97 69					109	A	SMU	88 48
11	N	Texas	72 54	35	H	Tulane	100 56					136	A	UCF	84 48
16	H	DePaul	91 46									140	A	Tulsa	98 58
17	A	Kansas St.	75 58									166	A	Nebraska	84 41
18	A	Maryland	87 81									178	H	Houston	91 42
22	H	South Fla.	102 37												
LAST 12 Division I GAMES:															
				30	A	Temple	97 69	22	H	South Fla.	102 37				
				178	H	Houston	91 42	107	H	East Carolina	90 45				
				107	A	East Carolina	91 44	136	A	UCF	84 48				
				35	H	Tulane	100 56	18	A	Maryland	87 81				
				140	A	Tulsa	98 58	166	A	Nebraska	84 41				
				109	A	SMU	88 48	27	H	Ohio St.	82 63				

Non-Div I Games:

UConn

■ Loss,
 ■ Non-Conf, S Site,
 ■ Home
 ■ Away
 N Neutral

Notre Dame

Through Games Of Feb. 2, 2017

Team Name				Through Games of Feb. 17, 1917						
Average RPI Win:	88	WON-LOST	WINNING	LAST 10	STRENGTH OF	OPP. STRENGTH	TEAM	ADJ.	CONF.	ADJ CONF.
Average RPI Loss:	17	RECORD	PCT. RANK	GAMES	SCHEDULE	OF SCHEDULE	RPI	RPI	RPI	RPI
DIV. I ONLY	21- 3	9	9- 1	5	12	2	2	3	3	
DIV. I NON-CONF.	12- 2	23	1- 1	2	4	2	2	4	4	
TOTALS	RPI 1-25	RPI 26-50	W-L RECORDS	RPI 51-100	RPI 101-150	RPI 150+				
21- 3	4- 2	3- 1	OVERALL	8- 0	3- 0	3- 0				
10- 1	2- 1	1- 0	HOME	3- 0	3- 0	1- 0				
10- 2	2- 1	2- 1	AWAY	5- 0	0- 0	1- 0				
1- 0	0- 0	0- 0	NEUTRAL	0- 0	0- 0	1- 0				
12- 2	2- 2	2- 0	NON-CONFERENCE	4- 0	2- 0	2- 0				
6- 1	1- 1	1- 0	HOME	1- 0	2- 0	1- 0				
5- 1	1- 1	1- 0	AWAY	3- 0	0- 0	0- 0				
1- 0	0- 0	0- 0	NEUTRAL	0- 0	0- 0	1- 0				
9- 1	2- 0	1- 1	CONFERENCE	4- 0	1- 0	1- 0				
4- 0	1- 0	0- 0	HOME	2- 0	1- 0	0- 0				
5- 1	1- 0	1- 1	AWAY	2- 0	0- 0	1- 0				
0- 0	0- 0	0- 0	NEUTRAL	0- 0	0- 0	0- 0				

RPI	S	Opponent	Score	RPI	S	Opponent	Score	RPI	S	Opponent	Score	RPI	S	Opponent	Score
1	H	UConn	61 72	34	H	Green Bay	71 67	56	A	Iowa	73 58	121	H	Fordham	67 36
10	H	Washington	71 60	37	A	North Carolina St.	62 70	57	A	Georgia Tech	55 38	131	H	Pittsburgh	86 54
12	H	Duke	62 58	43	A	Virginia Tech	76 59	63	H	Wake Forest	92 72	142	H	TCU	92 59
13	A	Tennessee	69 71	46	A	Michigan St.	79 61	65	H	Virginia	82 74	165	A	Boston College	80 69
16	A	DePaul	75 61					73	A	North Carolina	77 55	204	N	Louisiana	91 51
19	A	Miami (FL)	67 55					80	H	Central Mich.	107 47	322	H	Valparaiso	114 54
								87	A	Toledo	85 68				
								92	A	Chattanooga	79 58				
LAST 12 Division I GAMES:															
				43	A	Virginia Tech	76 59	131	H	Pittsburgh	86 54				
				65	H	Virginia	82 74	19	A	Miami (FL)	67 55				
				12	H	Duke	62 58	63	H	Wake Forest	92 72				
				73	A	North Carolina	77 55	57	A	Georgia Tech	55 38				
				165	A	Boston College	80 69	37	A	North Carolina St.	62 70				
				13	A	Tennessee	69 71	92	A	Chattanooga	79 58				

Non-Div I Games:

Notre Dame

Loss, Non-Conf, S Site, H Home A Away N Neutral

South Carolina

Through Games Of Feb. 2, 2017

Average RPI Win:	87	WON-LOST	WINNING	LAST 10	STRENGTH OF	OPP. STRENGTH	TEAM	ADJ.	CONF.	ADJ CONF.
Average RPI Loss:	13	RECORD	PCT. RANK	GAMES	SCHEDULE	OF SCHEDULE	RPI	RPI	RPI	RPI
DIV. I ONLY	19- 2	8	9- 1	7	2	3	3	2	2	
DIV. I NON-CONF.	10- 1	16	2- 0	18	2	3	3	2	2	
TOTALS	RPI 1-25	RPI 26-50	W-L RECORDS	RPI 51-100	RPI 101-150	RPI 150+				
19- 2	6- 2	2- 0	OVERALL	2- 0	7- 0	2- 0				
10- 1	2- 1	0- 0	HOME	1- 0	6- 0	1- 0				
8- 1	3- 1	2- 0	AWAY	1- 0	1- 0	1- 0				
1- 0	1- 0	0- 0	NEUTRAL	0- 0	0- 0	0- 0				
10- 1	3- 1	1- 0	NON-CONFERENCE	1- 0	3- 0	2- 0				
6- 0	1- 0	0- 0	HOME	1- 0	3- 0	1- 0				
3- 1	1- 1	1- 0	AWAY	0- 0	0- 0	1- 0				
1- 0	1- 0	0- 0	NEUTRAL	0- 0	0- 0	0- 0				
9- 1	3- 1	1- 0	CONFERENCE	1- 0	4- 0	0- 0				
4- 1	1- 1	0- 0	HOME	0- 0	3- 0	0- 0				
5- 0	2- 0	1- 0	AWAY	1- 0	1- 0	0- 0				
0- 0	0- 0	0- 0	NEUTRAL	0- 0	0- 0	0- 0				

RPI	S	Opponent	Score	RPI	S	Opponent	Score	RPI	S	Opponent	Score	RPI	S	Opponent	Score
4	H	Mississippi St.	64 61	27	A	Ohio St.	92 80	53	H	Minnesota	98 58	103	H	Ole Miss	65 46
9	H	UCLA	66 57	29	A	LSU	84 61	66	A	Florida	81 62	105	A	Georgia	62 44
11	A	Texas	76 67									105	H	Georgia	66 63
12	A	Duke	63 74									118	H	Maine	79 42
13	H	Tennessee	74 76									119	H	Alabama	93 45
14	N	Louisville	83 59									122	H	Clemson	83 61
15	A	Kentucky	75 63									141	H	Hampton	92 38
24	A	Auburn	73 47									290	A	Savannah St.	70 30
												306	H	Saint Peter's	93 38
LAST 12 Division I GAMES:															
15	A	Kentucky	75 63	105	H	Georgia	66 63								
13	H	Tennessee	74 76	66	A	Florida	81 62								
105	A	Georgia	62 44	24	A	Auburn	73 47								
4	H	Mississippi St.	64 61	119	H	Alabama	93 45								
103	H	Ole Miss	65 46	290	A	Savannah St.	70 30								
29	A	LSU	84 61	9	H	UCLA	66 57								

Non-Div I Games:

South Carolina

Loss, Non-Conf, S Site, H Home A Away N Neutral

Average RPI Win:	98	WON-LOST	WINNING	LAST 10	STRENGTH OF	OPP. STRENGTH	TEAM	ADJ.	CONF.	ADJ CONF.
Average RPI Loss:	3	RECORD	PCT. RANK	GAMES	SCHEDULE	OF SCHEDULE	RPI	RPI	RPI	RPI
DIV. I ONLY	22- 1	2	9- 1	24	10	4	4	2	2	
DIV. I NON-CONF.	14- 0	1	3- 0	67	19	4	4	2	2	
TOTALS	RPI 1-25	RPI 26-50	W-L RECORDS	RPI 51-100	RPI 101-150	RPI 150+				
22- 1	4- 1	3- 0	OVERALL	5- 0	6- 0	4- 0				
7- 0	2- 0	1- 0	HOME	1- 0	1- 0	2- 0				
10- 1	2- 1	0- 0	AWAY	3- 0	4- 0	1- 0				
5- 0	0- 0	2- 0	NEUTRAL	1- 0	1- 0	1- 0				
14- 0	1- 0	2- 0	NON-CONFERENCE	4- 0	3- 0	4- 0				
3- 0	1- 0	0- 0	HOME	0- 0	0- 0	2- 0				
6- 0	0- 0	0- 0	AWAY	3- 0	2- 0	1- 0				
5- 0	0- 0	2- 0	NEUTRAL	1- 0	1- 0	1- 0				
8- 1	3- 1	1- 0	CONFERENCE	1- 0	3- 0	0- 0				
4- 0	1- 0	1- 0	HOME	1- 0	1- 0	0- 0				
4- 1	2- 1	0- 0	AWAY	0- 0	2- 0	0- 0				
0- 0	0- 0	0- 0	NEUTRAL	0- 0	0- 0	0- 0				

RPI 1-25				Team's RPI: 4				RPI 26-50				RPI 51-100				RPI 101+			
RPI	S	Opponent	Score		RPI	S	Opponent	Score		RPI	S	Opponent	Score		RPI	S	Opponent	Score	
3	A	South Carolina	61 64		29	H	LSU	74 48		58	A	Little Rock	58 44		103	H	Ole Miss	73 62	
11	H	Texas	79 68		35	N	Tulane	66 49		64	N	Villanova	108 62		109	N	SMU	91 42	
13	A	Tennessee	74 64		38	N	Oregon	75 63		66	H	Florida	82 49		118	A	Maine	87 43	
20	H	Texas A&M	71 61							72	A	Southern California	76 72		119	A	Alabama	67 54	
24	A	Auburn	77 47							91	A	Iowa St.	85 81		124	A	Southern Miss.	72 50	
															125	A	Arkansas	59 51	
															192	N	San Jose St.	88 51	
															199	H	Alabama St.	90 47	
															228	A	Hawaii	66 41	
															320	H	Northwestern St.	106 30	
LAST 12 Division I GAMES:																			
24	A	Auburn	77 47		13	A	Tennessee	74 64											
20	H	Texas A&M	71 61		125	A	Arkansas	59 51											
3	A	South Carolina	61 64		29	H	LSU	74 48											
119	A	Alabama	67 54		320	H	Northwestern St.	106 30											
103	H	Ole Miss	73 62		199	H	Alabama St.	90 47											
66	H	Florida	82 49		72	A	Southern California	76 72											

Non-Div I Games:

Mississippi St.

■ Loss,
 ■ Non-Conf, S Site,
 ■ Home
 ■ Away
 N Neutral

Average RPI Win:	117	WON-LOST	WINNING	LAST 10	STRENGTH OF	OPP. STRENGTH	TEAM	ADJ.	CONF.	ADJ CONF.
Average RPI Loss:	1	RECORD	PCT. RANK	GAMES	SCHEDULE	OF SCHEDULE	RPI	RPI	RPI	RPI
DIV. I ONLY	22- 1	2	10- 0	38	6	5	5	4	4	
DIV. I NON-CONF.	11- 1	13	1- 0	84	29	9	9	3	3	
TOTALS	RPI 1-25	RPI 26-50	W-L RECORDS	RPI 51-100	RPI 101-150	RPI 150+				
22- 1	6- 1	4- 0	OVERALL	2- 0	5- 0	5- 0				
13- 0	3- 0	1- 0	HOME	1- 0	3- 0	5- 0				
6- 1	2- 1	2- 0	AWAY	1- 0	1- 0	0- 0				
3- 0	1- 0	1- 0	NEUTRAL	0- 0	1- 0	0- 0				
11- 1	3- 1	1- 0	NON-CONFERENCE	0- 0	2- 0	5- 0				
7- 0	1- 0	0- 0	HOME	0- 0	1- 0	5- 0				
1- 1	1- 1	0- 0	AWAY	0- 0	0- 0	0- 0				
3- 0	1- 0	1- 0	NEUTRAL	0- 0	1- 0	0- 0				
11- 0	3- 0	3- 0	CONFERENCE	2- 0	3- 0	0- 0				
6- 0	2- 0	1- 0	HOME	1- 0	2- 0	0- 0				
5- 0	1- 0	2- 0	AWAY	1- 0	1- 0	0- 0				
0- 0	0- 0	0- 0	NEUTRAL	0- 0	0- 0	0- 0				

RPI	S	Opponent	Score	RPI	S	Opponent	Score	RPI	S	Opponent	Score	RPI	S	Opponent	Score
1	A	UConn	61 72	27	N	Ohio St.	85 68	91	A	Iowa St.	83 52	112	N	Kent St.	84 42
9	H	UCLA	84 70	45	A	Oklahoma St.	86 50	91	H	Iowa St.	68 42	114	H	Abilene Christian	79 34
13	A	Tennessee	88 66	49	A	West Virginia	91 56					135	A	Kansas	92 43
16	N	DePaul	104 72	49	H	West Virginia	79 73					135	H	Kansas	90 43
17	A	Kansas St.	91 49									142	H	TCU	77 54
17	H	Kansas St.	87 57									209	H	Texas St.	90 24
23	H	Oklahoma	92 58									277	H	Mississippi Val.	101 36
												326	H	Winthrop	140 32
												336	H	Southeastern La.	109 38
												339	H	Houston Baptist	118 43
LAST 12 Division I GAMES:															
91	A	Iowa St.	83 52	142	H	TCU	77 54								
23	H	Oklahoma	92 58	45	A	Oklahoma St.	86 50								
17	A	Kansas St.	91 49	49	A	West Virginia	91 56								
49	H	West Virginia	79 73	135	H	Kansas	90 43								
91	H	Iowa St.	68 42	17	H	Kansas St.	87 57								
135	A	Kansas	92 43	326	H	Winthrop	140 32								

Non-Div I Games:

Baylor

■ Loss,
 ■ Non-Conf, S Site,
 ■ Home
 ■ Away
 N Neutral

Average RPI Win:	105	WON-LOST	WINNING	LAST 10	STRENGTH OF	OPP. STRENGTH	TEAM	ADJ.	CONF.	ADJ CONF.
Average RPI Loss:	24	RECORD	PCT. RANK	GAMES	SCHEDULE	OF SCHEDULE	RPI	RPI	RPI	RPI
DIV. I ONLY	20- 2	7	9- 1	18	30	6	6	1	1	
DIV. I NON-CONF.	11- 1	13	2- 0	89	154	27	27	1	1	
TOTALS	RPI 1-25	RPI 26-50	W-L RECORDS	RPI 51-100	RPI 101-150	RPI 150+				
20- 2	2- 1	4- 1	OVERALL	7- 0	3- 0	4- 0				
11- 1	1- 0	2- 1	HOME	2- 0	2- 0	4- 0				
4- 1	1- 1	1- 0	AWAY	2- 0	0- 0	0- 0				
5- 0	0- 0	1- 0	NEUTRAL	3- 0	1- 0	0- 0				
11- 1	0- 0	1- 1	NON-CONFERENCE	3- 0	3- 0	4- 0				
6- 1	0- 0	0- 1	HOME	0- 0	2- 0	4- 0				
0- 0	0- 0	0- 0	AWAY	0- 0	0- 0	0- 0				
5- 0	0- 0	1- 0	NEUTRAL	3- 0	1- 0	0- 0				
9- 1	2- 1	3- 0	CONFERENCE	4- 0	0- 0	0- 0				
5- 0	1- 0	2- 0	HOME	2- 0	0- 0	0- 0				
4- 1	1- 1	1- 0	AWAY	2- 0	0- 0	0- 0				
0- 0	0- 0	0- 0	NEUTRAL	0- 0	0- 0	0- 0				

RPI 1-25				RPI 26-50				RPI 51-100				RPI 101+			
RPI	S	Opponent	Score	RPI	S	Opponent	Score	RPI	S	Opponent	Score	RPI	S	Opponent	Score
8	A	Stanford	72 69	38	A	Oregon	43 40	52	A	California	66 56	104	H	UC Davis	93 52
9	A	UCLA	56 66	38	H	Oregon	67 60	55	N	Quinnipiac	75 60	132	H	Lamar University	88 56
10	H	Washington	73 70	39	H	Marquette	73 74	59	H	Washington St.	80 58	143	N	Idaho	60 49
				45	N	Oklahoma St.	73 54	72	A	Southern California	74 60	201	H	Idaho St.	61 38
				48	H	Utah	70 44	77	N	UNLV	62 59	262	H	Southern Utah	77 38
								79	H	Colorado	81 57	269	H	Portland	62 45
								99	N	BYU	65 56	315	H	Ark.-Pine Bluff	73 40
LAST 12 Division I GAMES:															
38	H	Oregon	67 60	8	A	Stanford	72 69	52	A	California	66 56	10	H	Washington	73 70
38	A	Oregon	43 40	52	A	California	66 56	59	H	Washington St.	80 58	315	H	Ark.-Pine Bluff	73 40
79	H	Colorado	81 57	10	H	Washington	73 70	45	N	Oklahoma St.	73 54				
48	H	Utah	70 44												
72	A	Southern California	74 60												
9	A	UCLA	56 66												

Non-Div I Games:

Oregon St.

■ Loss,
 ■ Non-Conf,
 ■ S Site,
 ■ H Home
 ■ A Away
 N Neutral

Average RPI Win:	114	WON-LOST	WINNING	LAST 10	STRENGTH OF	OPP. STRENGTH	TEAM	ADJ.	CONF.	ADJ CONF.
Average RPI Loss:	19	RECORD	PCT. RANK	GAMES	SCHEDULE	OF SCHEDULE	RPI	RPI	RPI	RPI
DIV. I ONLY	21- 2	6	9- 1	17	28	7	7	3	3	
DIV. I NON-CONF.	12- 1	7	2- 0	55	67	11	11	4	4	
TOTALS	RPI 1-25	RPI 26-50	W-L RECORDS	RPI 51-100	RPI 101-150	RPI 150+				
21- 2	3- 1	4- 1	OVERALL	6- 0	2- 0	6- 0				
9- 2	2- 1	2- 1	HOME	2- 0	0- 0	3- 0				
9- 0	1- 0	1- 0	AWAY	3- 0	2- 0	2- 0				
3- 0	0- 0	1- 0	NEUTRAL	1- 0	0- 0	1- 0				
12- 1	0- 1	2- 0	NON-CONFERENCE	4- 0	1- 0	5- 0				
6- 1	0- 1	1- 0	HOME	2- 0	0- 0	3- 0				
3- 0	0- 0	0- 0	AWAY	1- 0	1- 0	1- 0				
3- 0	0- 0	1- 0	NEUTRAL	1- 0	0- 0	1- 0				
9- 1	3- 0	2- 1	CONFERENCE	2- 0	1- 0	1- 0				
3- 1	2- 0	1- 1	HOME	0- 0	0- 0	0- 0				
6- 0	1- 0	1- 0	AWAY	2- 0	1- 0	1- 0				
0- 0	0- 0	0- 0	NEUTRAL	0- 0	0- 0	0- 0				

RPI 1-25				RPI 26-50				RPI 51-100				RPI 101+			
RPI	S	Opponent	Score	RPI	S	Opponent	Score	RPI	S	Opponent	Score	RPI	S	Opponent	Score
1	H	UConn	76 78	31	N	Michigan	76 62	53	A	Minnesota	75 61	117	A	Mercer	83 40
12	H	Duke	69 45	36	H	Syracuse	77 58	57	A	Georgia Tech	69 63	122	A	Clemson	86 27
14	H	Louisville	72 65	37	H	North Carolina St.	61 70	66	H	Florida	83 58	165	A	Boston College	85 53
19	A	Miami (FL)	81 66	43	A	Virginia Tech	82 54	73	A	North Carolina	90 77	190	A	UAB	93 47
				44	H	James Madison	84 64	81	N	Gonzaga	87 69	263	H	Jacksonville St.	73 62
								97	H	Jacksonville	90 47	287	H	North Florida	95 39
												297	H	Western Caro.	90 41
												326	N	Winthrop	98 35
LAST 12 Division I GAMES:															
165	A	Boston College	85 53	12	H	Duke	69 45	73	A	North Carolina	90 77	37	H	North Carolina St.	61 70
57	A	Georgia Tech	69 63	19	A	Miami (FL)	81 66	117	A	Mercer	83 40	287	H	North Florida	95 39
43	A	Virginia Tech	82 54												
36	H	Syracuse	77 58												
122	A	Clemson	86 27												
14	H	Louisville	72 65												

Non-Div I Games:

Florida St.

■ Loss,
 ■ Non-Conf, S Site,
 ■ Home
 ■ Away
 N Neutral

Average RPI Win:	106	WON-LOST	WINNING	LAST 10	STRENGTH OF	OPP. STRENGTH	TEAM	ADJ.	CONF.	ADJ CONF.
Average RPI Loss:	33	RECORD	PCT. RANK	GAMES	SCHEDULE	OF SCHEDULE	RPI	RPI	RPI	RPI
DIV. I ONLY	19- 3	11	9- 1	10	18	8	8	1	1	
DIV. I NON-CONF.	10- 2	33	2- 0	38	84	15	15	1	1	
TOTALS	RPI 1-25	RPI 26-50	W-L RECORDS	RPI 51-100	RPI 101-150	RPI 150+				
19- 3	2- 2	4- 0	OVERALL	4- 1	4- 0	5- 0				
8- 2	1- 1	2- 0	HOME	0- 1	3- 0	2- 0				
8- 1	1- 1	2- 0	AWAY	3- 0	1- 0	1- 0				
3- 0	0- 0	0- 0	NEUTRAL	1- 0	0- 0	2- 0				
10- 2	1- 1	0- 0	NON-CONFERENCE	2- 1	2- 0	5- 0				
5- 1	1- 0	0- 0	HOME	0- 1	2- 0	2- 0				
2- 1	0- 1	0- 0	AWAY	1- 0	0- 0	1- 0				
3- 0	0- 0	0- 0	NEUTRAL	1- 0	0- 0	2- 0				
9- 1	1- 1	4- 0	CONFERENCE	2- 0	2- 0	0- 0				
3- 1	0- 1	2- 0	HOME	0- 0	1- 0	0- 0				
6- 0	1- 0	2- 0	AWAY	2- 0	1- 0	0- 0				
0- 0	0- 0	0- 0	NEUTRAL	0- 0	0- 0	0- 0				

RPI	S	Opponent	Score	RPI	S	Opponent	Score	RPI	S	Opponent	Score	RPI	S	Opponent	Score
6	H	Oregon St.	69 72	26	A	Arizona St.	64 57	59	A	Washington St.	76 54	104	H	UC Davis	68 42
10	A	Washington	72 68	26	H	Arizona St.	66 56	69	A	George Washington	71 52	115	A	Arizona	77 55
11	H	Texas	71 59	38	H	Oregon	81 60	79	A	Colorado	84 70	115	H	Arizona	73 46
13	A	Tennessee	51 59	48	A	Utah	77 58	81	H	Gonzaga	63 68	134	H	Yale	102 44
								94	N	Purdue	78 69	160	N	Northeastern	74 45
												171	N	Wichita St.	87 39
												203	H	CSUN	88 54
												252	H	Cal Poly	83 55
												301	A	CSU Bakersfield	77 56
LAST 12 Division I GAMES:															
10	A	Washington	72 68	6	H	Oregon St.	69 72	38	H	Oregon	81 60	115	A	Arizona	77 55
59	A	Washington St.	76 54	26	H	Arizona St.	66 56	26	A	Arizona St.	64 57	134	H	Yale	102 44
26	H	Arizona St.	66 56	79	A	Colorado	84 70	69	A	George Washington	71 52				
115	H	Arizona	73 46	48	A	Utah	77 58								

Non-Div I Games:

Stanford

■ Loss,
 ■ Non-Conf,
 ■ S Site,
 ■ H Home
 ■ A Away
 N Neutral

Average RPI Win:	120	WON-LOST	WINNING	LAST 10	STRENGTH OF	OPP. STRENGTH	TEAM	ADJ.	CONF.	ADJ CONF.
Average RPI Loss:	19	RECORD	PCT. RANK	GAMES	SCHEDULE	OF SCHEDULE	RPI	RPI	RPI	RPI
DIV. I ONLY	17- 4	19	8- 2	16	16	9	9	1	1	
DIV. I NON-CONF.	9- 2	37	1- 1	42	87	10	10	1	1	
TOTALS	RPI 1-25	RPI 26-50	W-L RECORDS	RPI 51-100	RPI 101-150	RPI 150+				
17- 4	1- 3	4- 0	OVERALL	5- 1	1- 0	6- 0				
12- 0	1- 0	4- 0	HOME	2- 0	1- 0	4- 0				
3- 4	0- 3	0- 0	AWAY	1- 1	0- 0	2- 0				
2- 0	0- 0	0- 0	NEUTRAL	2- 0	0- 0	0- 0				
9- 2	0- 2	1- 0	NON-CONFERENCE	2- 0	0- 0	6- 0				
5- 0	0- 0	1- 0	HOME	0- 0	0- 0	4- 0				
2- 2	0- 2	0- 0	AWAY	0- 0	0- 0	2- 0				
2- 0	0- 0	0- 0	NEUTRAL	2- 0	0- 0	0- 0				
8- 2	1- 1	3- 0	CONFERENCE	3- 1	1- 0	0- 0				
7- 0	1- 0	3- 0	HOME	2- 0	1- 0	0- 0				
1- 2	0- 1	0- 0	AWAY	1- 1	0- 0	0- 0				
0- 0	0- 0	0- 0	NEUTRAL	0- 0	0- 0	0- 0				

RPI 1-25				Team's RPI: 9				RPI 26-50				RPI 51-100				RPI 101+			
RPI	S	Opponent	Score		RPI	S	Opponent	Score		RPI	S	Opponent	Score		RPI	S	Opponent	Score	
3	A	South Carolina	57 66		26	H	Arizona St.	69 60		56	N	Iowa	78 65		115	H	Arizona	69 49	
5	A	Baylor	70 84		31	H	Michigan	84 64		59	A	Washington St.	73 82		207	H	Pacific	82 55	
6	H	Oregon St.	66 56		38	H	Oregon	79 63		72	A	Southern California	74 59		219	H	Southern U.	95 47	
10	A	Washington	70 82		48	H	Utah	67 56		72	H	Southern California	71 67		228	H	Hawaii	72 49	
										79	H	Colorado	87 74		236	A	UC Santa Barbara	71 52	
										87	N	Toledo	75 73		252	H	Cal Poly	80 64	
															273	A	N.C. A&T	83 42	
LAST 12 Division I GAMES:																			
115	H	Arizona	69 49		10	A	Washington	70 82											
26	H	Arizona St.	69 60		59	A	Washington St.	73 82											
72	H	Southern California	71 67		79	H	Colorado	87 74											
72	A	Southern California	74 59		48	H	Utah	67 56											
38	H	Oregon	79 63		273	A	N.C. A&T	83 42											
6	H	Oregon St.	66 56		3	A	South Carolina	57 66											

Non-Div I Games:

UCLA

■ Loss,
 ■ Non-Conf, S Site,
 ■ Home
 ■ Away
 N Neutral

Average RPI Win:	119	WON-LOST	WINNING	LAST 10	STRENGTH OF	OPP. STRENGTH	TEAM	ADJ.	CONF.	ADJ CONF.
Average RPI Loss:	5	RECORD	PCT. RANK	GAMES	SCHEDULE	OF SCHEDULE	RPI	RPI	RPI	RPI
DIV. I ONLY	20- 3	10	0- 2	25	19	10	10	1	1	
DIV. I NON-CONF.	12- 1	7	0- 1	65	123	8	8	1	1	
TOTALS	RPI 1-25	RPI 26-50	W-L RECORDS	RPI 51-100	RPI 101-150	RPI 150+				
20- 3	1- 3	3- 0	OVERALL	7- 0	3- 0	6- 0				
12- 1	1- 1	1- 0	HOME	5- 0	2- 0	3- 0				
8- 2	0- 2	2- 0	AWAY	2- 0	1- 0	3- 0				
0- 0	0- 0	0- 0	NEUTRAL	0- 0	0- 0	0- 0				
12- 1	0- 1	1- 0	NON-CONFERENCE	3- 0	2- 0	6- 0				
8- 0	0- 0	1- 0	HOME	2- 0	2- 0	3- 0				
4- 1	0- 1	0- 0	AWAY	1- 0	0- 0	3- 0				
0- 0	0- 0	0- 0	NEUTRAL	0- 0	0- 0	0- 0				
8- 2	1- 2	2- 0	CONFERENCE	4- 0	1- 0	0- 0				
4- 1	1- 1	0- 0	HOME	3- 0	0- 0	0- 0				
4- 1	0- 1	2- 0	AWAY	1- 0	1- 0	0- 0				
0- 0	0- 0	0- 0	NEUTRAL	0- 0	0- 0	0- 0				

RPI	S	Opponent	Score	RPI	S	Opponent	Score	RPI	S	Opponent	Score	RPI	S	Opponent	Score
2	A	Notre Dame	60 71	26	A	Arizona St.	65 54	52	H	California	90 67	115	A	Arizona	90 73
6	A	Oregon St.	70 73	32	H	Missouri	79 66	59	A	Washington St.	87 44	143	H	Idaho	105 53
8	H	Stanford	68 72	38	A	Oregon	99 77	59	H	Washington St.	94 63	149	H	Eastern Wash.	100 52
9	H	UCLA	82 70					72	H	Southern California	77 67	176	H	Fresno St.	85 54
								75	H	Boise St.	92 66	203	H	CSUN	101 44
								76	H	Colorado St.	101 68	214	A	Grand Canyon	101 66
								99	A	BYU	82 70	224	A	Seattle U	94 64
												269	A	Portland	83 53
												290	H	Savannah St.	87 36
LAST 12 Division I GAMES:															
2	A	Notre Dame	60 71	9	H	UCLA	82 70	72	H	Southern California	77 67				
8	H	Stanford	68 72	6	A	Oregon St.	70 73	38	A	Oregon	99 77				
52	H	California	90 67	59	H	Washington St.	94 63								
26	A	Arizona St.	65 54												
115	A	Arizona	90 73												

Non-Div I Games:

Washington

■ Loss,
 ■ Non-Conf, S Site,
 ■ Home
 ■ Away
 N Neutral

Average RPI Win:	125	WON-LOST	WINNING	LAST 10	STRENGTH OF	OPP. STRENGTH	TEAM	ADJ.	CONF.	ADJ CONF.
Average RPI Loss:	4	RECORD	PCT. RANK	GAMES	SCHEDULE	OF SCHEDULE	RPI	RPI	RPI	RPI
DIV. I ONLY	17- 4	19	10- 0	14	5	11	11	4	4	
DIV. I NON-CONF.	6- 4	126	1- 0	12	21	59	59	3	3	
TOTALS	RPI 1-25	RPI 26-50	W-L RECORDS	RPI 51-100	RPI 101-150	RPI 150+				
17- 4	2- 4	4- 0	OVERALL	3- 0	3- 0	5- 0				
11- 1	2- 1	2- 0	HOME	1- 0	1- 0	5- 0				
6- 2	0- 2	2- 0	AWAY	2- 0	2- 0	0- 0				
0- 1	0- 1	0- 0	NEUTRAL	0- 0	0- 0	0- 0				
6- 4	1- 4	0- 0	NON-CONFERENCE	0- 0	0- 0	5- 0				
6- 1	1- 1	0- 0	HOME	0- 0	0- 0	5- 0				
0- 2	0- 2	0- 0	AWAY	0- 0	0- 0	0- 0				
0- 1	0- 1	0- 0	NEUTRAL	0- 0	0- 0	0- 0				
11- 0	1- 0	4- 0	CONFERENCE	3- 0	3- 0	0- 0				
5- 0	1- 0	2- 0	HOME	1- 0	1- 0	0- 0				
6- 0	0- 0	2- 0	AWAY	2- 0	2- 0	0- 0				
0- 0	0- 0	0- 0	NEUTRAL	0- 0	0- 0	0- 0				

RPI	S	Opponent	Score	RPI	S	Opponent	Score	RPI	S	Opponent	Score	RPI	S	Opponent	Score
1	N	UConn	54 72	45	A	Oklahoma St.	85 71	60	A	Texas Tech	77 57	135	A	Kansas	66 54
3	H	South Carolina	67 76	45	H	Oklahoma St.	66 35	60	H	Texas Tech	67 47	142	A	TCU	77 69
4	A	Mississippi St.	68 79	49	A	West Virginia	73 63	91	A	Iowa St.	75 68	142	H	TCU	83 54
8	A	Stanford	59 71	49	H	West Virginia	69 54					157	H	UTSA	76 43
13	H	Tennessee	72 67									195	H	New Orleans	80 48
23	H	Oklahoma	86 68									260	H	UTRGV	85 61
												320	H	Northwestern St.	86 39
												339	H	Houston Baptist	98 46
LAST 12 Division I GAMES:															
45	A	Oklahoma St.	85 71	45	H	Oklahoma St.	66 35								
49	H	West Virginia	69 54	142	H	TCU	83 54								
142	A	TCU	77 69	135	A	Kansas	66 54								
60	A	Texas Tech	77 57	91	A	Iowa St.	75 68								
23	H	Oklahoma	86 68	60	H	Texas Tech	67 47								
49	A	West Virginia	73 63	195	H	New Orleans	80 48								

Non-Div I Games:

Texas

■ Loss,
 ■ Non-Conf, S Site,
 ■ Home
 ■ Away
 N Neutral

Average RPI Win:	122	WON-LOST	WINNING	LAST 10	STRENGTH OF	OPP. STRENGTH	TEAM	ADJ.	CONF.	ADJ CONF.
Average RPI Loss:	39	RECORD	PCT. RANK	GAMES	SCHEDULE	OF SCHEDULE	RPI	RPI	RPI	RPI
DIV. I ONLY	19- 4	16	7- 3	33	9	12	12	3	3	
DIV. I NON-CONF.	12- 1	7	2- 0	112	30	12	12	4	4	
TOTALS	RPI 1-25	RPI 26-50	W-L RECORDS	RPI 51-100	RPI 101-150	RPI 150+				
19- 4	4- 2	1- 1	OVERALL	5- 0	3- 1	6- 0				
13- 0	4- 0	1- 0	HOME	3- 0	3- 0	2- 0				
6- 4	0- 2	0- 1	AWAY	2- 0	0- 1	4- 0				
0- 0	0- 0	0- 0	NEUTRAL	0- 0	0- 0	0- 0				
12- 1	3- 0	0- 0	NON-CONFERENCE	2- 0	2- 1	5- 0				
8- 0	3- 0	0- 0	HOME	1- 0	2- 0	2- 0				
4- 1	0- 0	0- 0	AWAY	1- 0	0- 1	3- 0				
0- 0	0- 0	0- 0	NEUTRAL	0- 0	0- 0	0- 0				
7- 3	1- 2	1- 1	CONFERENCE	3- 0	1- 0	1- 0				
5- 0	1- 0	1- 0	HOME	2- 0	1- 0	0- 0				
2- 3	0- 2	0- 1	AWAY	1- 0	0- 0	1- 0				
0- 0	0- 0	0- 0	NEUTRAL	0- 0	0- 0	0- 0				

RPI 1-25				RPI 26-50				RPI 51-100				RPI 101+			
RPI	S	Opponent	Score	RPI	S	Opponent	Score	RPI	S	Opponent	Score	RPI	S	Opponent	Score
2	A	Notre Dame	58 62	37	A	North Carolina St.	52 55	57	A	Georgia Tech	75 68	110	A	Vanderbilt	73 77
3	H	South Carolina	74 63	43	H	Virginia Tech	84 59	63	H	Wake Forest	71 43	122	H	Clemson	65 37
7	A	Florida St.	45 69					64	H	Villanova	68 50	126	H	Old Dominion	92 64
14	H	Louisville	58 55					73	H	North Carolina	70 58	150	H	Penn	68 55
15	H	Kentucky	69 54					96	A	Long Beach St.	83 46	165	A	Boston College	67 44
25	H	Elon	68 61									184	A	Rutgers	68 32
												214	H	Grand Canyon	90 47
												275	A	Liberty	98 38
												303	A	Pepperdine	99 65
												334	H	Longwood	105 48
LAST 12 Division I GAMES:															
122	H	Clemson	65 37	73	H	North Carolina	70 58								
63	H	Wake Forest	71 43	7	A	Florida St.	45 69								
2	A	Notre Dame	58 62	57	A	Georgia Tech	75 68								
165	A	Boston College	67 44	14	H	Louisville	58 55								
43	H	Virginia Tech	84 59	15	H	Kentucky	69 54								
37	A	North Carolina St.	52 55	64	H	Villanova	68 50								

Non-Div I Games:

Duke

■ Loss,
 ■ Non-Conf, S Site,
 ■ Home
 ■ Away
 N Neutral

Tennessee

Through Games Of Feb. 2, 2017

Average RPI Win:	94	WON-LOST	WINNING	LAST 10	STRENGTH OF	OPP. STRENGTH	TEAM	ADJ.	CONF.	ADJ CONF.
Average RPI Loss:	41	RECORD	PCT. RANK	GAMES	SCHEDULE	OF SCHEDULE	RPI	RPI	RPI	RPI
DIV. I ONLY	15- 7	82	7- 3	2	8	13	13	2	2	
DIV. I NON-CONF.	9- 4	85	3- 0	3	33	6	6	2	2	
TOTALS	RPI 1-25	RPI 26-50	W-L RECORDS	RPI 51-100	RPI 101-150	RPI 150+				
15- 7	4- 4	2- 1	OVERALL	2- 1	3- 1	4- 0				
10- 2	3- 2	1- 0	HOME	1- 0	2- 0	3- 0				
5- 5	1- 2	1- 1	AWAY	1- 1	1- 1	1- 0				
0- 0	0- 0	0- 0	NEUTRAL	0- 0	0- 0	0- 0				
9- 4	2- 2	1- 1	NON-CONFERENCE	1- 1	1- 0	4- 0				
7- 1	2- 1	0- 0	HOME	1- 0	1- 0	3- 0				
2- 3	0- 1	1- 1	AWAY	0- 1	0- 0	1- 0				
0- 0	0- 0	0- 0	NEUTRAL	0- 0	0- 0	0- 0				
6- 3	2- 2	1- 0	CONFERENCE	1- 0	2- 1	0- 0				
3- 1	1- 1	1- 0	HOME	0- 0	1- 0	0- 0				
3- 2	1- 1	0- 0	AWAY	1- 0	1- 1	0- 0				
0- 0	0- 0	0- 0	NEUTRAL	0- 0	0- 0	0- 0				

RPI	S	Opponent	Score
2	H	Notre Dame	71 69
3	A	South Carolina	76 74
4	H	Mississippi St.	64 74
5	H	Baylor	66 88
8	H	Stanford	59 51
11	A	Texas	67 72
15	H	Kentucky	72 65
24	A	Auburn	61 79

RPI	S	Opponent	Score
29	H	LSU	77 58
43	A	Virginia Tech	63 67
44	A	James Madison	81 69

RPI	S	Opponent	Score
66	A	Florida	84 75
98	A	Penn St.	56 70
100	H	Troy	110 84

RPI	S	Opponent	Score
103	A	Ole Miss	62 67
106	H	Navy	85 55
110	A	Vanderbilt	70 57
110	H	Vanderbilt	91 63
177	A	ETSU	83 58
185	H	Appalachian St.	92 66
217	H	UNCW	90 54
233	H	Tennessee St.	86 36

LAST 12 Division I GAMES:

29	H	LSU	77 58	103	A	Ole Miss	62 67
3	A	South Carolina	76 74	4	H	Mississippi St.	64 74
66	A	Florida	84 75	110	A	Vanderbilt	70 57
110	H	Vanderbilt	91 63	15	H	Kentucky	72 65
24	A	Auburn	61 79	217	H	UNCW	90 54
2	H	Notre Dame	71 69	100	H	Troy	110 84

Non-Div I Games:

Tennessee

■ Loss,
 ■ Non-Conf, S Site,
 ■ Home
 ■ Away
 N Neutral

Louisville

Through Games Of Feb. 2, 2017

Average RPI Win: 121		WON-LOST	WINNING	LAST 10	STRENGTH OF	OPP. STRENGTH	TEAM	ADJ.	CONF.	ADJ CONF.
Average RPI Loss: 15		RECORD	PCT. RANK	GAMES	SCHEDULE	OF SCHEDULE	RPI	RPI	RPI	RPI
DIV. I ONLY		20- 5	23	7- 3	13	23	14	14	3	3
DIV. I NON-CONF.		13- 2	22	2- 0	47	31	14	14	4	4
TOTALS		RPI 1-25	RPI 26-50		W-L RECORDS		RPI 51-100	RPI 101-150	RPI 150+	
20- 5	3- 4	2- 1		OVERALL		6- 0	4- 0	5- 0		
13- 2	2- 1	2- 1		HOME		4- 0	1- 0	4- 0		
7- 2	1- 2	0- 0		AWAY		2- 0	3- 0	1- 0		
0- 1	0- 1	0- 0		NEUTRAL		0- 0	0- 0	0- 0		
13- 2	2- 2	1- 0		NON-CONFERENCE		4- 0	1- 0	5- 0		
9- 1	1- 1	1- 0		HOME		3- 0	0- 0	4- 0		
4- 0	1- 0	0- 0		AWAY		1- 0	1- 0	1- 0		
0- 1	0- 1	0- 0		NEUTRAL		0- 0	0- 0	0- 0		
7- 3	1- 2	1- 1		CONFERENCE		2- 0	3- 0	0- 0		
4- 1	1- 0	1- 1		HOME		1- 0	1- 0	0- 0		
3- 2	0- 2	0- 0		AWAY		1- 0	2- 0	0- 0		
0- 0	0- 0	0- 0		NEUTRAL		0- 0	0- 0	0- 0		

RPI S	Opponent	Score	RPI S	Opponent	Score	RPI S	Opponent	Score	RPI S	Opponent	Score
3 N	South Carolina	59 83	36 H	Syracuse	91 76	57 H	Georgia Tech	91 51	110 A	Vanderbilt	78 66
7 A	Florida St.	65 72	37 H	North Carolina St.	70 72	65 A	Virginia	86 81	122 A	Clemson	60 46
12 A	Duke	55 58	41 H	South Dakota St.	83 30	78 H	Belmont	73 50	131 A	Pittsburgh	63 48
15 H	Kentucky	69 67				83 A	Middle Tenn.	91 72	131 H	Pittsburgh	73 52
18 H	Maryland	72 78				90 H	Western Ky.	68 61	198 H	Col. of Charleston	86 58
19 H	Miami (FL)	63 59				92 H	Chattanooga	63 47	256 H	Bowling Green	83 58
22 A	South Fla.	66 52							265 A	UT Martin	100 57
									278 H	Evansville	89 47
									324 H	Lafayette	92 48
LAST 12 Division I GAMES:											
37 H	North Carolina St.	70 72	7 A	Florida St.	65 72						
131 A	Pittsburgh	63 48	131 H	Pittsburgh	73 52						
122 A	Clemson	60 46	65 A	Virginia	86 81						
22 A	South Fla.	66 52	12 A	Duke	55 58						
57 H	Georgia Tech	91 51	36 H	Syracuse	91 76						
19 H	Miami (FL)	63 59	110 A	Vanderbilt	78 66						

Non-Div I Games:

Louisville

■ Loss,
 ■ Non-Conf, S Site,
 ■ Home
 ■ Away
 N Neutral

Average RPI Win:	94	WON-LOST	WINNING	LAST 10	STRENGTH OF	OPP. STRENGTH	TEAM	ADJ.	CONF.	ADJ CONF.
Average RPI Loss:	25	RECORD	PCT. RANK	GAMES	SCHEDULE	OF SCHEDULE	RPI	RPI	RPI	RPI
DIV. I ONLY	15- 8	98	6- 4	3	7	15	15	2	2	
DIV. I NON-CONF.	9- 4	85	1- 1	5	27	16	16	2	2	
TOTALS	RPI 1-25	RPI 26-50	W-L RECORDS	RPI 51-100	RPI 101-150	RPI 150+				
15- 8	3- 5	2- 2	OVERALL	3- 1	4- 0	3- 0				
12- 3	2- 2	1- 1	HOME	3- 0	3- 0	3- 0				
3- 5	1- 3	1- 1	AWAY	0- 1	1- 0	0- 0				
0- 0	0- 0	0- 0	NEUTRAL	0- 0	0- 0	0- 0				
9- 4	2- 2	0- 1	NON-CONFERENCE	3- 1	1- 0	3- 0				
9- 1	2- 0	0- 1	HOME	3- 0	1- 0	3- 0				
0- 3	0- 2	0- 0	AWAY	0- 1	0- 0	0- 0				
0- 0	0- 0	0- 0	NEUTRAL	0- 0	0- 0	0- 0				
6- 4	1- 3	2- 1	CONFERENCE	0- 0	3- 0	0- 0				
3- 2	0- 2	1- 0	HOME	0- 0	2- 0	0- 0				
3- 2	1- 1	1- 1	AWAY	0- 0	1- 0	0- 0				
0- 0	0- 0	0- 0	NEUTRAL	0- 0	0- 0	0- 0				

RPI	S	Opponent	Score	RPI	S	Opponent	Score	RPI	S	Opponent	Score	RPI	S	Opponent	Score
3	H	South Carolina	63 75	26	H	Arizona St.	71 73	59	H	Washington St.	69 67	103	H	Ole Miss	89 57
12	A	Duke	54 69	29	A	LSU	55 42	79	A	Colorado	69 79	105	H	Georgia	82 61
13	A	Tennessee	65 72	32	A	Missouri	67 73	83	H	Middle Tenn.	61 48	119	A	Alabama	71 54
14	A	Louisville	67 69	32	H	Missouri	64 62	89	H	New Hampshire	92 43	123	H	Radford	59 36
19	H	Miami (FL)	82 66									172	H	Albany (NY)	70 46
20	H	Texas A&M	68 77									194	H	Morehead St.	74 47
23	H	Oklahoma	82 68									232	H	Samford	80 57
24	A	Auburn	64 60												
LAST 12 Division I GAMES:															
3	H	South Carolina	63 75	119	A	Alabama	71 54								
32	A	Missouri	67 73	20	H	Texas A&M	68 77								
103	H	Ole Miss	89 57	32	H	Missouri	64 62								
24	A	Auburn	64 60	13	A	Tennessee	65 72								
29	A	LSU	55 42	12	A	Duke	54 69								
105	H	Georgia	82 61	59	H	Washington St.	69 67								

Non-Div I Games:

Kentucky

Average RPI Win:	141	WON-LOST	WINNING	LAST 10	STRENGTH OF	OPP. STRENGTH	TEAM	ADJ.	CONF.	ADJ CONF.
Average RPI Loss:	15	RECORD	PCT. RANK	GAMES	SCHEDULE	OF SCHEDULE	RPI	RPI	RPI	RPI
DIV. I ONLY	18- 5	26	9- 1	28	28	16	16	7	7	
DIV. I NON-CONF.	8- 4	97	1- 0	15	5	29	29	7	7	
TOTALS	RPI 1-25	RPI 26-50	W-L RECORDS	RPI 51-100	RPI 101-150	RPI 150+				
18- 5	0- 3	5- 2	OVERALL	3- 0	0- 0	10- 0				
9- 2	0- 1	2- 1	HOME	0- 0	0- 0	7- 0				
7- 2	0- 1	2- 1	AWAY	2- 0	0- 0	3- 0				
2- 1	0- 1	1- 0	NEUTRAL	1- 0	0- 0	0- 0				
8- 4	0- 3	2- 1	NON-CONFERENCE	1- 0	0- 0	5- 0				
5- 1	0- 1	1- 0	HOME	0- 0	0- 0	4- 0				
1- 2	0- 1	0- 1	AWAY	0- 0	0- 0	1- 0				
2- 1	0- 1	1- 0	NEUTRAL	1- 0	0- 0	0- 0				
10- 1	0- 0	3- 1	CONFERENCE	2- 0	0- 0	5- 0				
4- 1	0- 0	1- 1	HOME	0- 0	0- 0	3- 0				
6- 0	0- 0	2- 0	AWAY	2- 0	0- 0	2- 0				
0- 0	0- 0	0- 0	NEUTRAL	0- 0	0- 0	0- 0				

RPI 1-25				RPI 26-50				RPI 51-100				RPI 101+			
RPI	S	Opponent	Score	RPI	S	Opponent	Score	RPI	S	Opponent	Score	RPI	S	Opponent	Score
1	A	UConn	46 91	28	A	Creighton	60 56	64	A	Villanova	80 50	154	A	Providence	64 55
2	H	Notre Dame	61 75	28	H	Creighton	79 65	84	A	St. John's (NY)	78 66	154	H	Providence	61 56
5	N	Baylor	72 104	30	A	Temple	74 84	90	N	Western Ky.	77 69	174	H	Xavier	85 69
				36	N	Syracuse	108 84					183	A	Seton Hall	96 65
				39	H	Marquette	101 102					185	H	Appalachian St.	99 58
				40	A	Georgetown	76 53					190	H	UAB	90 80
				42	H	Northwestern	89 66					223	H	Butler	100 69
												265	H	UT Martin	100 68
												289	H	Prairie View	94 62
												302	A	Loyola Chicago	107 46
LAST 12 Division I GAMES:															
154	A	Providence	64 55	183	A	Seton Hall	96 65								
28	A	Creighton	60 56	28	H	Creighton	79 65								
39	H	Marquette	101 102	154	H	Providence	61 56								
174	H	Xavier	85 69	64	A	Villanova	80 50								
223	H	Butler	100 69	40	A	Georgetown	76 53								
84	A	St. John's (NY)	78 66	265	H	UT Martin	100 68								

Non-Div I Games:

DePaul

■ Loss,
■ Non-Conf, S Site,
■ Home
■ Away
N Neutral

Average RPI Win: 114		WON-LOST	WINNING	LAST 10	STRENGTH OF	OPP. STRENGTH	TEAM	ADJ.	CONF.	ADJ CONF.
Average RPI Loss: 30		RECORD	PCT. RANK	GAMES	SCHEDULE	OF SCHEDULE	RPI	RPI	RPI	RPI
DIV. I ONLY		17- 6	44	7- 3	22	3	17	17	4	4
DIV. I NON-CONF.		10- 2	33	0- 1	49	7	18	18	3	3
TOTALS		RPI 1-25	RPI 26-50		W-L RECORDS		RPI 51-100	RPI 101-150		RPI 150+
17- 6	1- 4	6- 0		OVERALL		2- 2	4- 0		4- 0	
11- 2	1- 2	3- 0		HOME		1- 0	4- 0		2- 0	
3- 4	0- 2	1- 0		AWAY		1- 2	0- 0		1- 0	
3- 0	0- 0	2- 0		NEUTRAL		0- 0	0- 0		1- 0	
10- 2	1- 1	3- 0		NON-CONFERENCE		0- 1	2- 0		4- 0	
6- 1	1- 1	1- 0		HOME		0- 0	2- 0		2- 0	
1- 1	0- 0	0- 0		AWAY		0- 1	0- 0		1- 0	
3- 0	0- 0	2- 0		NEUTRAL		0- 0	0- 0		1- 0	
7- 4	0- 3	3- 0		CONFERENCE		2- 1	2- 0		0- 0	
5- 1	0- 1	2- 0		HOME		1- 0	2- 0		0- 0	
2- 3	0- 2	1- 0		AWAY		1- 1	0- 0		0- 0	
0- 0	0- 0	0- 0		NEUTRAL		0- 0	0- 0		0- 0	

RPI	S	Opponent	Score	RPI	S	Opponent	Score	RPI	S	Opponent	Score	RPI	S	Opponent	Score
1	H	UConn	58 75	29	N	LSU	69 54	54	A	UNI	59 67	132	H	Lamar University	68 43
5	A	Baylor	57 87	37	N	North Carolina St.	67 50	60	A	Texas Tech	65 53	135	H	Kansas	73 60
5	H	Baylor	49 91	45	A	Oklahoma St.	63 43	60	H	Texas Tech	68 54	140	H	Tulsa	82 62
23	A	Oklahoma	80 85	45	H	Oklahoma St.	74 69	91	A	Iowa St.	69 75	142	H	TCU	74 63
24	H	Auburn	71 66	49	H	West Virginia	86 71					162	A	Omaha	70 57
				50	H	UT Arlington	62 49					208	H	Princeton	60 42
												292	N	UTEP	61 40
												329	H	Chicago St.	83 33
LAST 12 Division I GAMES:															
60	A	Texas Tech	65 53	135	H	Kansas	73 60								
45	H	Oklahoma St.	74 69	60	H	Texas Tech	68 54								
5	H	Baylor	49 91	23	A	Oklahoma	80 85								
91	A	Iowa St.	69 75	49	H	West Virginia	86 71								
142	H	TCU	74 63	5	A	Baylor	57 87								
45	A	Oklahoma St.	63 43	54	A	UNI	59 67								

Non-Div I Games:

Kansas St.

■ Loss,
■ Non-Conf,
■ S Site,
■ H Home
■ A Away
N Neutral

Maryland

Through Games Of Feb. 2, 2017

Average RPI Win:	148	WON-LOST	WINNING	LAST 10	STRENGTH OF	OPP. STRENGTH	TEAM	ADJ.	CONF.	ADJ CONF.
Average RPI Loss:	1	RECORD	PCT. RANK	GAMES	SCHEDULE	OF SCHEDULE	RPI	RPI	RPI	RPI
DIV. I ONLY	22- 1	2	10- 0	126	21	18	18	6	6	
DIV. I NON-CONF.	12- 1	7	1- 1	208	43	49	49	5	5	
TOTALS	RPI 1-25	RPI 26-50	W-L RECORDS	RPI 51-100	RPI 101-150	RPI 150+				
22- 1	1- 1	3- 0	OVERALL	6- 0	1- 0	11- 0				
11- 1	0- 1	2- 0	HOME	2- 0	0- 0	7- 0				
9- 0	1- 0	0- 0	AWAY	3- 0	1- 0	4- 0				
2- 0	0- 0	1- 0	NEUTRAL	1- 0	0- 0	0- 0				
12- 1	1- 1	1- 0	NON-CONFERENCE	1- 0	1- 0	8- 0				
6- 1	0- 1	0- 0	HOME	0- 0	0- 0	6- 0				
4- 0	1- 0	0- 0	AWAY	0- 0	1- 0	2- 0				
2- 0	0- 0	1- 0	NEUTRAL	1- 0	0- 0	0- 0				
10- 0	0- 0	2- 0	CONFERENCE	5- 0	0- 0	3- 0				
5- 0	0- 0	2- 0	HOME	2- 0	0- 0	1- 0				
5- 0	0- 0	0- 0	AWAY	3- 0	0- 0	2- 0				
0- 0	0- 0	0- 0	NEUTRAL	0- 0	0- 0	0- 0				

RPI 1-25				RPI 26-50				RPI 51-100				RPI 101+			
RPI	S	Opponent	Score	RPI	S	Opponent	Score	RPI	S	Opponent	Score	RPI	S	Opponent	Score
1	H	UConn	81 87	26	N	Arizona St.	83 42	53	A	Minnesota	83 72	116	A	Duquesne	77 57
14	A	Louisville	78 72	31	H	Michigan	83 70	56	A	Iowa	98 82	155	H	Towson	97 63
				42	H	Northwestern	96 65	56	H	Iowa	100 81	166	A	Nebraska	93 49
								59	N	Washington St.	79 69	181	A	Illinois	94 49
								94	A	Purdue	85 70	184	H	Rutgers	80 71
								98	H	Penn St.	89 83	222	A	Niagara	96 64
												229	H	UMES	106 61
												245	A	Loyola Maryland	79 60
												250	H	UMBC	92 42
												306	H	Saint Peter's	101 49
												325	H	Mt. St. Mary's	106 42
												337	H	UMass Lowell	100 44
LAST 12 Division I GAMES:															
				94	A	Purdue	85 70	98	H	Penn St.	89 83				
				56	H	Iowa	100 81	42	H	Northwestern	96 65				
				181	A	Illinois	94 49	166	A	Nebraska	93 49				
				184	H	Rutgers	80 71	53	A	Minnesota	83 72				
				31	H	Michigan	83 70	1	H	UConn	81 87				
				56	A	Iowa	98 82	116	A	Duquesne	77 57				

Non-Div I Games:

Maryland

Loss, Non-Conf, S Site, H Home A Away N Neutral

Average RPI Win:	136	WON-LOST	WINNING	LAST 10	STRENGTH OF	OPP. STRENGTH	TEAM	ADJ.	CONF.	ADJ CONF.
Average RPI Loss:	15	RECORD	PCT. RANK	GAMES	SCHEDULE	OF SCHEDULE	RPI	RPI	RPI	RPI
DIV. I ONLY	17- 5	29	6- 4	39	13	19	19	3	3	
DIV. I NON-CONF.	11- 1	13	2- 0	153	44	22	22	4	4	
TOTALS	RPI 1-25	RPI 26-50	W-L RECORDS	RPI 51-100	RPI 101-150	RPI 150+				
17- 5	0- 4	3- 1	OVERALL	5- 0	3- 0	6- 0				
10- 2	0- 2	1- 0	HOME	3- 0	2- 0	4- 0				
6- 3	0- 2	2- 1	AWAY	2- 0	1- 0	1- 0				
1- 0	0- 0	0- 0	NEUTRAL	0- 0	0- 0	1- 0				
11- 1	0- 1	1- 0	NON-CONFERENCE	3- 0	2- 0	5- 0				
7- 0	0- 0	0- 0	HOME	2- 0	2- 0	3- 0				
3- 1	0- 1	1- 0	AWAY	1- 0	0- 0	1- 0				
1- 0	0- 0	0- 0	NEUTRAL	0- 0	0- 0	1- 0				
6- 4	0- 3	2- 1	CONFERENCE	2- 0	1- 0	1- 0				
3- 2	0- 2	1- 0	HOME	1- 0	0- 0	1- 0				
3- 2	0- 1	1- 1	AWAY	1- 0	1- 0	0- 0				
0- 0	0- 0	0- 0	NEUTRAL	0- 0	0- 0	0- 0				

RPI 1-25				Team's RPI: 19		RPI 26-50				RPI 51-100				RPI 101+			
RPI	S	Opponent	Score	RPI	S	Opponent	Score	RPI	S	Opponent	Score	RPI	S	Opponent	Score		
2	H	Notre Dame	55 67	27	A	Ohio St.	94 89	60	H	Texas Tech	74 56	118	H	Maine	76 51		
7	H	Florida St.	66 81	36	A	Syracuse	48 81	63	A	Wake Forest	79 56	126	H	Old Dominion	66 56		
14	A	Louisville	59 63	37	A	North Carolina St.	67 64	73	H	North Carolina	100 88	131	A	Pittsburgh	82 50		
15	A	Kentucky	66 82	43	H	Virginia Tech	82 75	82	H	Charlotte	80 46	165	H	Boston College	58 51		

Non-Div I Games:

Miami (FL)

■ Loss,
 ■ Non-Conf, S Site,
 ■ Home
 ■ Away
 N Neutral

Average RPI Win:	114	WON-LOST	WINNING	LAST 10	STRENGTH OF	OPP. STRENGTH	TEAM	ADJ.	CONF.	ADJ CONF.
Average RPI Loss:	66	RECORD	PCT. RANK	GAMES	SCHEDULE	OF SCHEDULE	RPI	RPI	RPI	RPI
DIV. I ONLY	16- 6	52	7- 3	26	38	20	20	2	2	
DIV. I NON-CONF.	10- 3	54	2- 1	36	94	33	33	2	2	
TOTALS	RPI 1-25	RPI 26-50	W-L RECORDS	RPI 51-100	RPI 101-150	RPI 150+				
16- 6	1- 1	2- 1	OVERALL	4- 2	6- 2	3- 0				
10- 1	0- 0	1- 0	HOME	2- 1	5- 0	2- 0				
4- 4	1- 1	0- 1	AWAY	2- 0	1- 2	0- 0				
2- 1	0- 0	1- 0	NEUTRAL	0- 1	0- 0	1- 0				
10- 3	0- 0	1- 0	NON-CONFERENCE	2- 2	4- 1	3- 0				
6- 1	0- 0	0- 0	HOME	1- 1	3- 0	2- 0				
2- 1	0- 0	0- 0	AWAY	1- 0	1- 1	0- 0				
2- 1	0- 0	1- 0	NEUTRAL	0- 1	0- 0	1- 0				
6- 3	1- 1	1- 1	CONFERENCE	2- 0	2- 1	0- 0				
4- 0	0- 0	1- 0	HOME	1- 0	2- 0	0- 0				
2- 3	1- 1	0- 1	AWAY	1- 0	0- 1	0- 0				
0- 0	0- 0	0- 0	NEUTRAL	0- 0	0- 0	0- 0				

RPI 1-25				Team's RPI: 20		RPI 26-50				RPI 51-100				RPI 101+			
RPI	S	Opponent	Score	RPI	S	Opponent	Score	RPI	S	Opponent	Score	RPI	S	Opponent	Score		
4	A	Mississippi St.	61 71	29	H	LSU	54 52	58	A	Little Rock	55 37	101	H	SFA	63 48		
15	A	Kentucky	77 68	32	A	Missouri	76 78	60	H	Texas Tech	98 90	105	A	Georgia	59 69		
				36	N	Syracuse	105 84	66	A	Florida	67 59	109	A	SMU	53 54		
								66	H	Florida	84 76	110	H	Vanderbilt	77 72		
								72	H	Southern California	62 66	113	H	Central Ark.	74 49		
								74	N	Dayton	57 74	114	H	Abilene Christian	71 45		
												125	H	Arkansas	90 65		
												142	A	TCU	75 67		
												219	N	Southern U.	81 58		
												288	H	A&M-Corpus Christi	84 55		
												289	H	Prairie View	90 62		
LAST 12 Division I GAMES:																	
66	H	Florida	84 76	15	A	Kentucky	77 68										
4	A	Mississippi St.	61 71	105	A	Georgia	59 69										
29	H	LSU	54 52	110	H	Vanderbilt	77 72										
32	A	Missouri	76 78	289	H	Prairie View	90 62										
66	A	Florida	67 59	36	N	Syracuse	105 84										
125	H	Arkansas	90 65	74	N	Dayton	57 74										

Non-Div I Games:

Texas A&M

Average RPI Win:	172	WON-LOST	WINNING	LAST 10	STRENGTH OF	OPP. STRENGTH	TEAM	ADJ.	CONF.	ADJ CONF.
Average RPI Loss:	53	RECORD	PCT. RANK	GAMES	SCHEDULE	OF SCHEDULE	RPI	RPI	RPI	RPI
DIV. I ONLY	16- 1	5	10- 0	119	124	21	21	9	9	
DIV. I NON-CONF.	12- 1	7	8- 0	149	140	23	23	10	10	
TOTALS	RPI 1-25	RPI 26-50	W-L RECORDS	RPI 51-100	RPI 101-150	RPI 150+				
16- 1	0- 0	1- 0	OVERALL	2- 1	3- 0	10- 0				
8- 0	0- 0	1- 0	HOME	1- 0	2- 0	4- 0				
6- 1	0- 0	0- 0	AWAY	0- 1	1- 0	5- 0				
2- 0	0- 0	0- 0	NEUTRAL	1- 0	0- 0	1- 0				
12- 1	0- 0	1- 0	NON-CONFERENCE	1- 1	2- 0	8- 0				
5- 0	0- 0	1- 0	HOME	0- 0	1- 0	3- 0				
5- 1	0- 0	0- 0	AWAY	0- 1	1- 0	4- 0				
2- 0	0- 0	0- 0	NEUTRAL	1- 0	0- 0	1- 0				
4- 0	0- 0	0- 0	CONFERENCE	1- 0	1- 0	2- 0				
3- 0	0- 0	0- 0	HOME	1- 0	1- 0	1- 0				
1- 0	0- 0	0- 0	AWAY	0- 0	0- 0	1- 0				
0- 0	0- 0	0- 0	NEUTRAL	0- 0	0- 0	0- 0				

RPI S	Opponent	Score	RPI S	Opponent	Score	RPI S	Opponent	Score	RPI S	Opponent	Score
			30 H	Temple	73 62	53 A	Minnesota	87 103	118 H	Maine	69 62
						71 N	Buffalo	74 62	135 A	Kansas	69 59
						85 H	Cornell	62 59	147 H	Columbia	70 68
									158 A	La Salle	66 64
									170 H	Fairfield	58 44
									191 A	Siena	65 58
									202 A	Sacred Heart	68 60
									206 A	Dartmouth	70 61
									206 H	Dartmouth	70 65
									212 N	UNC Asheville	79 62
									232 H	Samford	57 52
									270 A	Boston U.	65 52
									312 H	NJIT	59 38
LAST 12 Division I GAMES:											
			147 H	Columbia	70 68	212 N	UNC Asheville	79 62			
			85 H	Cornell	62 59	191 A	Siena	65 58			
			206 A	Dartmouth	70 61	135 A	Kansas	69 59			
			158 A	La Salle	66 64	312 H	NJIT	59 38			
			206 H	Dartmouth	70 65	30 H	Temple	73 62			
			71 N	Buffalo	74 62	202 A	Sacred Heart	68 60			

Non-Div I Games:

Harvard

■ Loss,
 ■ Non-Conf, S Site,
 ■ Home
 ■ Away
 N Neutral

Team RPI				Through Games Of Feb. 17, 1917						
Average RPI Win:	151	WON-LOST	WINNING	LAST 10	STRENGTH OF	OPP. STRENGTH	TEAM	ADJ.	CONF.	ADJ CONF.
Average RPI Loss:	37	RECORD	PCT. RANK	GAMES	SCHEDULE	OF SCHEDULE	RPI	RPI	RPI	RPI
DIV. I ONLY	18- 3	13	8- 2	64	56	22	22	5	5	
DIV. I NON-CONF.	11- 2	24	3- 1	139	91	51	51	6	6	

TOTALS	RPI 1-25	RPI 26-50		W-L RECORDS		RPI 51-100	RPI 101-150	RPI 150+		
18- 3	0- 2	2- 0		OVERALL		3- 1	6- 0	7- 0		
9- 1	0- 1	0- 0		HOME		1- 0	3- 0	5- 0		
5- 1	0- 1	2- 0		AWAY		0- 0	1- 0	2- 0		
4- 1	0- 0	0- 0		NEUTRAL		2- 1	2- 0	0- 0		
11- 2	0- 1	0- 0		NON-CONFERENCE		3- 1	3- 0	5- 0		
5- 1	0- 1	0- 0		HOME		1- 0	1- 0	3- 0		
2- 0	0- 0	0- 0		AWAY		0- 0	0- 0	2- 0		
4- 1	0- 0	0- 0		NEUTRAL		2- 1	2- 0	0- 0		
7- 1	0- 1	2- 0		CONFERENCE		0- 0	3- 0	2- 0		
4- 0	0- 0	0- 0		HOME		0- 0	2- 0	2- 0		
3- 1	0- 1	2- 0		AWAY		0- 0	1- 0	0- 0		
0- 0	0- 0	0- 0		NEUTRAL		0- 0	0- 0	0- 0		

RPI	S	Opponent	Score	RPI	S	Opponent	Score	RPI	S	Opponent	Score	RPI	S	Opponent	Score
1	A	UConn	37 102	30	A	Temple	55 51	73	N	North Carolina	83 55	105	N	Georgia	81 65
14	H	Louisville	52 66	35	A	Tulane	62 53	77	N	UNLV	77 42	107	H	East Carolina	79 48
								96	N	Long Beach St.	68 73	109	A	SMU	52 51
								97	H	Jacksonville	64 52	139	H	Stetson	74 60
												140	H	Tulsa	84 68
												146	N	Santa Clara	63 54
												156	H	Cincinnati	72 52
												186	H	Memphis	79 49
												220	H	Saint Francis (PA)	129 80
												223	A	Butler	74 59
												271	H	FIU	91 41
												287	H	North Florida	78 42
												323	A	Arkansas St.	78 59
LAST 12 Division I GAMES:															
156	H	Cincinnati	72 52	1	A	UConn	37 102	140	H	Tulsa	84 68				
30	A	Temple	55 51					35	A	Tulane	62 53				
109	A	SMU	52 51					139	H	Stetson	74 60				
14	H	Louisville	52 66					77	N	UNLV	77 42				
186	H	Memphis	79 49					146	N	Santa Clara	63 54				
107	H	East Carolina	79 48												

Non-Div I Games:

South Fla.

■ Loss,
 ■ Non-Conf, S Site,
 ■ Home
 ■ Away
 N Neutral

Oklahoma

Through Games Of Feb. 2, 2017

Average RPI Win:	118	WON-LOST	WINNING	LAST 10	STRENGTH OF	OPP. STRENGTH	TEAM	ADJ.	CONF.	ADJ CONF.
Average RPI Loss:	46	RECORD	PCT. RANK	GAMES	SCHEDULE	OF SCHEDULE	RPI	RPI	RPI	RPI
DIV. I ONLY	17- 6	44	7- 3	29	22	23	23	4	4	
DIV. I NON-CONF.	9- 3	63	1- 0	39	145	45	45	3	3	
TOTALS	RPI 1-25	RPI 26-50	W-L RECORDS	RPI 51-100	RPI 101-150	RPI 150+				
17- 6	1- 3	2- 1	OVERALL	6- 1	4- 1	4- 0				
12- 1	1- 0	2- 0	HOME	4- 0	3- 1	2- 0				
3- 4	0- 3	0- 1	AWAY	2- 0	1- 0	0- 0				
2- 1	0- 0	0- 0	NEUTRAL	0- 1	0- 0	2- 0				
9- 3	0- 1	1- 0	NON-CONFERENCE	3- 1	1- 1	4- 0				
6- 1	0- 0	1- 0	HOME	2- 0	1- 1	2- 0				
1- 1	0- 1	0- 0	AWAY	1- 0	0- 0	0- 0				
2- 1	0- 0	0- 0	NEUTRAL	0- 1	0- 0	2- 0				
8- 3	1- 2	1- 1	CONFERENCE	3- 0	3- 0	0- 0				
6- 0	1- 0	1- 0	HOME	2- 0	2- 0	0- 0				
2- 3	0- 2	0- 1	AWAY	1- 0	1- 0	0- 0				
0- 0	0- 0	0- 0	NEUTRAL	0- 0	0- 0	0- 0				

RPI	S	Opponent	Score	RPI	S	Opponent	Score	RPI	S	Opponent	Score	RPI	S	Opponent	Score
5	A	Baylor	58 92	41	H	South Dakota St.	74 60	52	N	California	74 82	135	A	Kansas	84 54
11	A	Texas	68 86	45	H	Oklahoma St.	68 62	58	H	Little Rock	68 58	135	H	Kansas	89 52
15	A	Kentucky	68 82	49	A	West Virginia	73 83	60	H	Texas Tech	66 45	140	H	Tulsa	85 68
17	H	Kansas St.	85 80					76	H	Colorado St.	70 55	142	H	TCU	87 72
								91	A	Iowa St.	67 57	145	H	Oral Roberts	67 74
								91	H	Iowa St.	78 63	174	N	Xavier	81 69
								99	A	BYU	68 61	200	H	Southern Ill.	80 48
												241	N	Portland St.	74 60
												260	H	UTRGV	92 59
LAST 12 Division I GAMES:															
135	H	Kansas	89 52	91	A	Iowa St.	67 57								
5	A	Baylor	58 92	49	A	West Virginia	73 83								
91	H	Iowa St.	78 63	17	H	Kansas St.	85 80								
45	H	Oklahoma St.	68 62	142	H	TCU	87 72								
11	A	Texas	68 86	135	A	Kansas	84 54								
60	H	Texas Tech	66 45	241	N	Portland St.	74 60								

Non-Div I Games:

Oklahoma

■ Loss,
 ■ Non-Conf, S Site,
 ■ Home
 ■ Away
 N Neutral

Average RPI Win: 127		WON-LOST	WINNING	LAST 10	STRENGTH OF		OPP. STRENGTH	TEAM	ADJ.	CONF.	ADJ CONF.
Average RPI Loss: 25		RECORD	PCT. RANK	GAMES	SCHEDULE		OF SCHEDULE	RPI	RPI	RPI	RPI
DIV. I ONLY		15- 8	98	6- 4	8		26	24	24	2	2
DIV. I NON-CONF.		10- 4	80	2- 1	26		77	26	26	2	2
<hr/>											
TOTALS	RPI 1-25	RPI 26-50		W-L RECORDS		RPI 51-100		RPI 101-150		RPI 150+	
15- 8	1- 4	1- 4		OVERALL		4- 0		5- 0		4- 0	
6- 4	1- 3	0- 1		HOME		3- 0		1- 0		1- 0	
6- 3	0- 1	0- 2		AWAY		1- 0		3- 0		2- 0	
3- 1	0- 0	1- 1		NEUTRAL		0- 0		1- 0		1- 0	
10- 4	0- 1	1- 3		NON-CONFERENCE		3- 0		2- 0		4- 0	
4- 1	0- 0	0- 1		HOME		3- 0		0- 0		1- 0	
3- 2	0- 1	0- 1		AWAY		0- 0		1- 0		2- 0	
3- 1	0- 0	1- 1		NEUTRAL		0- 0		1- 0		1- 0	
5- 4	1- 3	0- 1		CONFERENCE		1- 0		3- 0		0- 0	
2- 3	1- 3	0- 0		HOME		0- 0		1- 0		0- 0	
3- 1	0- 0	0- 1		AWAY		1- 0		2- 0		0- 0	
0- 0	0- 0	0- 0		NEUTRAL		0- 0		0- 0		0- 0	

RPI S	Opponent	Score	RPI S	Opponent	Score	RPI S	Opponent	Score	RPI S	Opponent	Score
3	H South Carolina	47 73	32	A Missouri	53 68	51	H Indiana	71 67	103	H Ole Miss	83 60
4	H Mississippi St.	47 77	33	N Drake	85 80	66	A Florida	82 75	107	A East Carolina	61 52
13	H Tennessee	79 61	35	A Tulane	59 61	97	H Jacksonville	53 41	110	A Vanderbilt	64 59
15	H Kentucky	60 64	43	H Virginia Tech	87 92	100	H Troy	61 52	119	A Alabama	66 55
17	A Kansas St.	66 71	49	N West Virginia	52 56				128	N Ball St.	54 40
									173	A Louisiana Tech	76 66
									237	N Marist	52 51
									273	A N.C. A&T	68 36
									290	H Savannah St.	75 46
LAST 12 Division I GAMES:											
4	H Mississippi St.	47 77	103	H Ole Miss	83 60						
119	A Alabama	66 55	3	H South Carolina	47 73						
32	A Missouri	53 68	66	A Florida	82 75						
15	H Kentucky	60 64	97	H Jacksonville	53 41						
13	H Tennessee	79 61	35	A Tulane	59 61						
110	A Vanderbilt	64 59	33	N Drake	85 80						

Non-Div I Games:

Auburn

Average RPI Win:	147	WON-LOST	WINNING	LAST 10	STRENGTH OF	OPP. STRENGTH	TEAM	ADJ.	CONF.	ADJ CONF.
Average RPI Loss:	45	RECORD	PCT. RANK	GAMES	SCHEDULE	OF SCHEDULE	RPI	RPI	RPI	RPI
DIV. I ONLY	15- 5	37	2- 0	41	83	25	25	8	8	
DIV. I NON-CONF.	7- 4	114	2- 0	29	72	37	37	8	8	
TOTALS	RPI 1-25	RPI 26-50	W-L RECORDS	RPI 51-100	RPI 101-150	RPI 150+				
15- 5	0- 1	1- 2	OVERALL	3- 2	3- 0	8- 0				
5- 2	0- 0	1- 1	HOME	1- 1	1- 0	2- 0				
8- 3	0- 1	0- 1	AWAY	2- 1	1- 0	5- 0				
2- 0	0- 0	0- 0	NEUTRAL	0- 0	1- 0	1- 0				
7- 4	0- 1	1- 1	NON-CONFERENCE	1- 2	1- 0	4- 0				
2- 1	0- 0	1- 0	HOME	0- 1	0- 0	1- 0				
3- 3	0- 1	0- 1	AWAY	1- 1	0- 0	2- 0				
2- 0	0- 0	0- 0	NEUTRAL	0- 0	1- 0	1- 0				
8- 1	0- 0	0- 1	CONFERENCE	2- 0	2- 0	4- 0				
3- 1	0- 0	0- 1	HOME	1- 0	1- 0	1- 0				
5- 0	0- 0	0- 0	AWAY	1- 0	1- 0	3- 0				
0- 0	0- 0	0- 0	NEUTRAL	0- 0	0- 0	0- 0				

RPI 1-25				RPI 26-50				RPI 51-100				RPI 101+			
RPI	S	Opponent	Score	RPI	S	Opponent	Score	RPI	S	Opponent	Score	RPI	S	Opponent	Score
12	A	Duke	61 68	34	A	Green Bay	56 71	63	H	Wake Forest	68 78	108	H	Delaware	69 42
				44	H	James Madison	70 76	70	A	Drexel	48 45	130	A	William & Mary	60 58
				47	H	Bucknell	64 58	70	H	Drexel	75 65	149	N	Eastern Wash.	76 55
								73	A	North Carolina	73 78	160	A	Northeastern	76 65
								80	A	Central Mich.	71 57	177	A	ETSU	79 51
												180	A	Hofstra	64 53
												184	H	Rutgers	66 54
												189	N	Akron	65 62
												198	A	Col. of Charleston	84 56
												198	H	Col. of Charleston	70 57
												272	A	Georgia St.	84 67
LAST 12 Division I GAMES:															
				80	A	Central Mich.	71 57	70	H	Drexel	75 65				
				149	N	Eastern Wash.	76 55	198	A	Col. of Charleston	84 56				
				180	A	Hofstra	64 53	108	H	Delaware	69 42				
				160	A	Northeastern	76 65	70	A	Drexel	48 45				
				130	A	William & Mary	60 58	198	H	Col. of Charleston	70 57				
				44	H	James Madison	70 76	272	A	Georgia St.	84 67				

Non-Div I Games: King (TN) 93 47

Elon

Average RPI Win:	127	WON-LOST	WINNING	LAST 10	STRENGTH OF	OPP. STRENGTH	TEAM	ADJ.	CONF.	ADJ CONF.
Average RPI Loss:	23	RECORD	PCT. RANK	GAMES	SCHEDULE	OF SCHEDULE	RPI	RPI	RPI	RPI
DIV. I ONLY	14- 7	92	5- 5	19	11	26	26	1	1	
DIV. I NON-CONF.	9- 2	37	2- 0	109	46	39	39	1	1	
TOTALS	RPI 1-25	RPI 26-50	W-L RECORDS	RPI 51-100	RPI 101-150	RPI 150+				
14- 7	1- 5	1- 1	OVERALL	7- 1	1- 0	4- 0				
8- 2	0- 2	0- 0	HOME	3- 0	1- 0	4- 0				
5- 4	1- 2	1- 1	AWAY	3- 1	0- 0	0- 0				
1- 1	0- 1	0- 0	NEUTRAL	1- 0	0- 0	0- 0				
9- 2	1- 1	0- 1	NON-CONFERENCE	3- 0	1- 0	4- 0				
6- 0	0- 0	0- 0	HOME	1- 0	1- 0	4- 0				
2- 1	1- 0	0- 1	AWAY	1- 0	0- 0	0- 0				
1- 1	0- 1	0- 0	NEUTRAL	1- 0	0- 0	0- 0				
5- 5	0- 4	1- 0	CONFERENCE	4- 1	0- 0	0- 0				
2- 2	0- 2	0- 0	HOME	2- 0	0- 0	0- 0				
3- 3	0- 2	1- 0	AWAY	2- 1	0- 0	0- 0				
0- 0	0- 0	0- 0	NEUTRAL	0- 0	0- 0	0- 0				

RPI 1-25				RPI 26-50				Team's RPI: 26	RPI 51-100				RPI 101+			
RPI	S	Opponent	Score	RPI	S	Opponent	Score		RPI	S	Opponent	Score	RPI	S	Opponent	Score
8	A	Stanford	56 66	39	A	Marquette	63 75		52	A	California	54 45	145	H	Oral Roberts	79 52
8	H	Stanford	57 64	48	A	Utah	66 44		52	H	California	72 62	192	H	San Jose St.	82 37
9	A	UCLA	60 69						59	H	Washington St.	68 49	270	H	Boston U.	71 42
10	H	Washington	54 65						66	H	Florida	69 63	313	H	Illinois St.	76 40
15	A	Kentucky	73 71						72	A	Southern California	50 65	314	H	Holy Cross	63 33
18	N	Maryland	42 83						79	A	Colorado	71 52				
									83	A	Middle Tenn.	69 48				
									84	N	St. John's (NY)	54 41				
LAST 12 Division I GAMES:																
72	A	Southern California	50 65	79	A	Colorado	71 52									
9	A	UCLA	60 69	48	A	Utah	66 44									
8	A	Stanford	56 66	52	H	California	72 62									
52	A	California	54 45	8	H	Stanford	57 64									
10	H	Washington	54 65	314	H	Holy Cross	63 33									
59	H	Washington St.	68 49	145	H	Oral Roberts	79 52									

Non-Div I Games:

Arizona St.

■ Loss,
■ Non-Conf, S Site,
■ Home
■ Away
N Neutral

Average RPI Win:	144	WON-LOST	WINNING	LAST 10	STRENGTH OF	OPP. STRENGTH	TEAM	ADJ.	CONF.	ADJ CONF.
Average RPI Loss:	15	RECORD	PCT. RANK	GAMES	SCHEDULE	OF SCHEDULE	RPI	RPI	RPI	RPI
DIV. I ONLY	20- 5	23	9- 1	51	39	27	27	6	6	
DIV. I NON-CONF.	10- 4	80	1- 0	44	48	64	64	5	5	
TOTALS	RPI 1-25	RPI 26-50	W-L RECORDS	RPI 51-100	RPI 101-150	RPI 150+				
20- 5	0- 4	3- 1	OVERALL	6- 0	1- 0	10- 0				
14- 2	0- 2	1- 0	HOME	2- 0	1- 0	10- 0				
4- 2	0- 1	1- 1	AWAY	3- 0	0- 0	0- 0				
2- 1	0- 1	1- 0	NEUTRAL	1- 0	0- 0	0- 0				
10- 4	0- 4	1- 0	NON-CONFERENCE	1- 0	1- 0	7- 0				
8- 2	0- 2	0- 0	HOME	0- 0	1- 0	7- 0				
0- 1	0- 1	0- 0	AWAY	0- 0	0- 0	0- 0				
2- 1	0- 1	1- 0	NEUTRAL	1- 0	0- 0	0- 0				
10- 1	0- 0	2- 1	CONFERENCE	5- 0	0- 0	3- 0				
6- 0	0- 0	1- 0	HOME	2- 0	0- 0	3- 0				
4- 1	0- 0	1- 1	AWAY	3- 0	0- 0	0- 0				
0- 0	0- 0	0- 0	NEUTRAL	0- 0	0- 0	0- 0				

RPI 1-25				RPI 26-50				Team's RPI: 27	RPI 51-100				RPI 101+			
RPI	S	Opponent	Score	RPI	S	Opponent	Score		RPI	S	Opponent	Score	RPI	S	Opponent	Score
1	A	UConn	63 82	31	H	Michigan	96 87		51	A	Indiana	92 82	116	H	Duquesne	89 69
3	H	South Carolina	80 92	36	N	Syracuse	77 72		53	A	Minnesota	88 76	156	H	Cincinnati	80 38
5	N	Baylor	68 85	42	A	Northwestern	94 87		53	H	Minnesota	87 62	166	H	Nebraska	95 75
19	H	Miami (FL)	89 94	46	A	Michigan St.	75 94		88	N	FGCU	79 66	181	H	Illinois	88 64
									94	A	Purdue	61 56	193	H	Cleveland St.	96 78
									98	H	Penn St.	87 72	199	H	Alabama St.	118 61
													205	H	Wisconsin	70 61
													219	H	Southern U.	108 73
													238	H	Canisius	89 56
													326	H	Winthrop	88 48
													332	H	LIU Brooklyn	113 54
LAST 12 Division I GAMES:																
				98	H	Penn St.	87 72		46	A	Michigan St.	75 94				
				166	H	Nebraska	95 75		31	H	Michigan	96 87				
				53	A	Minnesota	88 76		42	A	Northwestern	94 87				
				181	H	Illinois	88 64		51	A	Indiana	92 82				
				205	H	Wisconsin	70 61		53	H	Minnesota	87 62				
				94	A	Purdue	61 56		326	H	Winthrop	88 48				

Non-Div I Games:

Ohio St.

Average RPI Win: 120	WON-LOST	WINNING	LAST 10	STRENGTH OF	OPP. STRENGTH	TEAM	ADJ.	CONF.	ADJ CONF.
Average RPI Loss: 55	RECORD	PCT. RANK	GAMES	SCHEDULE	OF SCHEDULE	RPI	RPI	RPI	RPI
DIV. I ONLY	15- 6	62	8- 2	40	40	28	28	7	7
DIV. I NON-CONF.	6- 4	126	1- 0	64	25	69	69	7	7
TOTALS	RPI 1-25	RPI 26-50	W-L RECORDS	RPI 51-100	RPI 101-150	RPI 150+			
15- 6	0- 2	4- 2	OVERALL	3- 1	1- 0	7- 1			
9- 1	0- 1	3- 0	HOME	1- 0	1- 0	4- 0			
5- 4	0- 1	1- 1	AWAY	1- 1	0- 0	3- 1			
1- 1	0- 0	0- 1	NEUTRAL	1- 0	0- 0	0- 0			
6- 4	0- 0	1- 2	NON-CONFERENCE	1- 1	1- 0	3- 1			
4- 0	0- 0	1- 0	HOME	0- 0	1- 0	2- 0			
1- 3	0- 0	0- 1	AWAY	0- 1	0- 0	1- 1			
1- 1	0- 0	0- 1	NEUTRAL	1- 0	0- 0	0- 0			
9- 2	0- 2	3- 0	CONFERENCE	2- 0	0- 0	4- 0			
5- 1	0- 1	2- 0	HOME	1- 0	0- 0	2- 0			
4- 1	0- 1	1- 0	AWAY	1- 0	0- 0	2- 0			
0- 0	0- 0	0- 0	NEUTRAL	0- 0	0- 0	0- 0			

RPI 1-25				RPI 26-50				RPI 51-100				RPI 101+			
RPI	S	Opponent	Score	RPI	S	Opponent	Score	RPI	S	Opponent	Score	RPI	S	Opponent	Score
16	A	DePaul	65 79	32	N	Missouri	63 72	54	A	UNI	49 50	135	H	Kansas	69 49
16	H	DePaul	56 60	33	H	Drake	80 77	64	H	Villanova	60 46	154	A	Providence	58 51
				39	A	Marquette	83 63	74	N	Dayton	56 53	162	H	Omaha	82 45
				39	H	Marquette	80 77	84	A	St. John's (NY)	55 43	166	H	Nebraska	80 64
				40	H	Georgetown	70 68					171	A	Wichita St.	54 62
				41	A	South Dakota St.	56 63					174	H	Xavier	63 52
												183	A	Seton Hall	70 60
												223	H	Butler	67 52
												237	A	Marist	72 50
LAST 12 Division I GAMES:															
				39	H	Marquette	80 77	40	H	Georgetown	70 68				
				16	H	DePaul	56 60	16	A	DePaul	65 79				
				183	A	Seton Hall	70 60	39	A	Marquette	83 63				
				84	A	St. John's (NY)	55 43	174	H	Xavier	63 52				
				154	A	Providence	58 51	223	H	Butler	67 52				
				64	H	Villanova	60 46	237	A	Marist	72 50				

Non-Div I Games:

Creighton

■ Loss,
 ■ Non-Conf,
 ■ S Site,
 ■ H Home
 ■ A Away
 N Neutral

Average RPI Win:	128	WON-LOST	WINNING	LAST 10	STRENGTH OF	OPP. STRENGTH	TEAM	ADJ.	CONF.	ADJ CONF.
Average RPI Loss:	10	RECORD	PCT. RANK	GAMES	SCHEDULE	OF SCHEDULE	RPI	RPI	RPI	RPI
DIV. I ONLY	15- 7	82	5- 5	12	4	29	29	2	2	
DIV. I NON-CONF.	11- 2	24	3- 0	53	16	24	24	2	2	
TOTALS	RPI 1-25	RPI 26-50	W-L RECORDS	RPI 51-100	RPI 101-150	RPI 150+				
15- 7	0- 7	3- 0	OVERALL	4- 0	3- 0	5- 0				
10- 3	0- 3	2- 0	HOME	3- 0	2- 0	3- 0				
2- 3	0- 0	0- 0	AWAY	0- 0	1- 0	1- 0				
3- 1	0- 1	1- 0	NEUTRAL	1- 0	0- 0	1- 0				
11- 2	0- 2	2- 0	NON-CONFERENCE	3- 0	1- 0	5- 0				
7- 1	0- 1	1- 0	HOME	2- 0	1- 0	3- 0				
1- 0	0- 0	0- 0	AWAY	0- 0	0- 0	1- 0				
3- 1	0- 1	1- 0	NEUTRAL	1- 0	0- 0	1- 0				
4- 5	0- 5	1- 0	CONFERENCE	1- 0	2- 0	0- 0				
3- 2	0- 2	1- 0	HOME	1- 0	1- 0	0- 0				
1- 3	0- 3	0- 0	AWAY	0- 0	1- 0	0- 0				
0- 0	0- 0	0- 0	NEUTRAL	0- 0	0- 0	0- 0				

RPI 1-25				RPI 26-50				Team's RPI: 29				RPI 51-100				RPI 101+			
RPI	S	Opponent	Score	RPI	S	Opponent	Score	RPI	S	Opponent	Score	RPI	S	Opponent	Score	RPI	S	Opponent	Score
1	H	UConn	53 76	32	H	Missouri	80 71	58	H	Little Rock	69 49	125	A	Arkansas	53 52				
3	H	South Carolina	61 84	35	H	Tulane	69 51	63	H	Wake Forest	60 57	125	H	Arkansas	53 46				
4	A	Mississippi St.	48 74	37	N	North Carolina St.	59 58	66	H	Florida	78 67	142	H	TCU	67 61				
13	A	Tennessee	58 77					73	N	North Carolina	70 43	152	H	Rice	66 55				
15	H	Kentucky	42 55									173	A	Louisiana Tech	77 73				
17	N	Kansas St.	54 69									199	H	Alabama St.	93 40				
20	A	Texas A&M	52 54									292	N	UTEP	78 45				
												343	H	Sam Houston St.	89 41				
LAST 12 Division I GAMES:																			
13	A	Tennessee	58 77	125	A	Arkansas	53 52												
125	H	Arkansas	53 46	66	H	Florida	78 67												
20	A	Texas A&M	52 54	4	A	Mississippi St.	48 74												
15	H	Kentucky	42 55	199	H	Alabama St.	93 40												
3	H	South Carolina	61 84	58	H	Little Rock	69 49												
32	H	Missouri	80 71	73	N	North Carolina	70 43												

Non-Div I Games:

LSU

■ Loss,
■ Non-Conf,
■ S Site,
■ H Home
■ A Away
N Neutral

Average RPI Win:	147	WON-LOST	WINNING	LAST 10	STRENGTH OF	OPP. STRENGTH	TEAM	ADJ.	CONF.	ADJ CONF.
Average RPI Loss:	50	RECORD	PCT. RANK	GAMES	SCHEDULE	OF SCHEDULE	RPI	RPI	RPI	RPI
DIV. I ONLY	16- 5	34	8- 2	57	50	30	30	5	5	
DIV. I NON-CONF.	10- 3	54	4- 0	75	61	28	28	6	6	
TOTALS	RPI 1-25	RPI 26-50	W-L RECORDS	RPI 51-100	RPI 101-150	RPI 150+				
16- 5	1- 3	1- 0	OVERALL	2- 1	4- 1	8- 0				
8- 2	1- 2	1- 0	HOME	1- 0	1- 0	4- 0				
8- 2	0- 1	0- 0	AWAY	1- 0	3- 1	4- 0				
0- 1	0- 0	0- 0	NEUTRAL	0- 1	0- 0	0- 0				
10- 3	1- 1	0- 0	NON-CONFERENCE	2- 1	2- 1	5- 0				
5- 0	1- 0	0- 0	HOME	1- 0	0- 0	3- 0				
5- 2	0- 1	0- 0	AWAY	1- 0	2- 1	2- 0				
0- 1	0- 0	0- 0	NEUTRAL	0- 1	0- 0	0- 0				
6- 2	0- 2	1- 0	CONFERENCE	0- 0	2- 0	3- 0				
3- 2	0- 2	1- 0	HOME	0- 0	1- 0	1- 0				
3- 0	0- 0	0- 0	AWAY	0- 0	1- 0	2- 0				
0- 0	0- 0	0- 0	NEUTRAL	0- 0	0- 0	0- 0				

RPI 1-25				RPI 26-50				Team's RPI: 30				RPI 51-100				RPI 101+			
RPI	S	Opponent	Score	RPI	S	Opponent	Score	RPI	S	Opponent	Score	RPI	S	Opponent	Score	RPI	S	Opponent	Score
1	H	UConn	69 97	35	H	Tulane	86 71	55	H	Quinnipiac	71 68	107	H	East Carolina	78 47				
16	H	DePaul	84 74					64	A	Villanova	83 48	137	A	Saint Joseph's	86 70				
21	A	Harvard	62 73					66	N	Florida	76 83	140	A	Tulsa	58 49				
22	H	South Fla.	51 55									141	A	Hampton	65 71				
												150	A	Penn	63 53				
												158	H	La Salle	86 70				
												170	H	Fairfield	73 59				
												178	A	Houston	69 57				
												184	A	Rutgers	48 37				
												186	A	Memphis	73 67				
												186	H	Memphis	66 51				
												280	H	Vermont	53 39				
												299	A	Kennesaw St.	79 38				
LAST 12 Division I GAMES:																			
1	H	UConn	69 97	107	H	East Carolina	78 47												
22	H	South Fla.	51 55	35	H	Tulane	86 71												
150	A	Penn	63 53	299	A	Kennesaw St.	79 38												
186	H	Memphis	66 51	186	A	Memphis	73 67												
178	A	Houston	69 57	170	H	Fairfield	73 59												
140	A	Tulsa	58 49	184	A	Rutgers	48 37												

Non-Div I Games:

Temple

Average RPI Win: 161		WON-LOST	WINNING	LAST 10	STRENGTH OF	OPP. STRENGTH	TEAM	ADJ.	CONF.	ADJ CONF.
Average RPI Loss: 47		RECORD	PCT. RANK	GAMES	SCHEDULE	OF SCHEDULE	RPI	RPI	RPI	RPI
DIV. I ONLY		18- 5	26	8- 2	86	57	31	31	6	6
DIV. I NON-CONF.		11- 3	53	3- 0	99	120	41	41	5	5
TOTALS		RPI 1-25	RPI 26-50	W-L RECORDS	RPI 51-100	RPI 101-150	RPI 150+			
18- 5	0- 3		1- 1	OVERALL	5- 0	0- 0	12- 1			
11- 0	0- 0		1- 0	HOME	3- 0	0- 0	7- 0			
5- 4	0- 2		0- 1	AWAY	1- 0	0- 0	4- 1			
2- 1	0- 1		0- 0	NEUTRAL	1- 0	0- 0	1- 0			
11- 3	0- 2		0- 0	NON-CONFERENCE	3- 0	0- 0	8- 1			
7- 0	0- 0		0- 0	HOME	1- 0	0- 0	6- 0			
2- 2	0- 1		0- 0	AWAY	1- 0	0- 0	1- 1			
2- 1	0- 1		0- 0	NEUTRAL	1- 0	0- 0	1- 0			
7- 2	0- 1		1- 1	CONFERENCE	2- 0	0- 0	4- 0			
4- 0	0- 0		1- 0	HOME	2- 0	0- 0	1- 0			
3- 2	0- 1		0- 1	AWAY	0- 0	0- 0	3- 0			
0- 0	0- 0		0- 0	NEUTRAL	0- 0	0- 0	0- 0			

RPI 1-25				RPI 26-50				Team's RPI: 31				RPI 51-100				RPI 101+			
RPI	S	Opponent	Score	RPI	S	Opponent	Score	RPI	S	Opponent	Score	RPI	S	Opponent	Score	RPI	S	Opponent	Score
7	N	Florida St.	62 76	27	A	Ohio St.	87 96	51	H	Indiana	78 74	166	A	Nebraska	84 51				
9	A	UCLA	64 84	42	H	Northwestern	80 54	53	H	Minnesota	84 69	167	H	Western Mich.	66 40				
18	A	Maryland	70 83					57	A	Georgia Tech	92 52	174	A	Xavier	58 61				
								61	H	Ohio	69 46	175	H	Oakland	101 63				
								81	N	Gonzaga	78 66	181	A	Illinois	86 70				
												182	H	American	82 33				
												184	H	Rutgers	63 50				
												205	A	Wisconsin	73 56				
												222	H	Niagara	107 35				
												225	A	San Diego St.	92 57				
												239	H	Howard	109 41				
												280	H	Vermont	78 56				
												326	N	Winthrop	76 39				
LAST 12 Division I GAMES:																			
181	A	Illinois	86 70	27	A	Ohio St.	87 96												
42	H	Northwestern	80 54	205	A	Wisconsin	73 56												
166	A	Nebraska	84 51	184	H	Rutgers	63 50												
18	A	Maryland	70 83	182	H	American	82 33												
53	H	Minnesota	84 69	280	H	Vermont	78 56												
51	H	Indiana	78 74	61	H	Ohio	69 46												

Non-Div I Games:

Michigan

■ Loss, ■ Non-Conf, S Site, H Home A Away N Neutral

Missouri		WON-LOST		WINNING		LAST 10		STRENGTH OF		OPP. STRENGTH		TEAM		ADJ.		CONF.		ADJ CONF.	
Average RPI Win: 123		RECORD		PCT. RANK		GAMES		SCHEDULE		OF SCHEDULE		RPI		RPI		RPI		RPI	
DIV. I ONLY		16- 7		73		6- 4		34		31		32		32		2		2	
DIV. I NON-CONF.		10- 4		80		2- 1		60		85		47		47		2		2	
TOTALS		RPI 1-25		RPI 26-50		W-L RECORDS		RPI 51-100		RPI 101-150		RPI 150+							
16- 7		3- 2		1- 1		OVERALL		1- 2		4- 2		7- 0							
12- 1		3- 0		0- 0		HOME		1- 0		2- 1		6- 0							
3- 5		0- 1		0- 0		AWAY		0- 0		2- 0		1- 0							
1- 1		0- 0		1- 0		NEUTRAL		0- 1		0- 0		0- 0							
10- 4		0- 1		1- 0		NON-CONFERENCE		1- 2		1- 1		7- 0							
8- 0		0- 0		0- 0		HOME		1- 0		1- 0		6- 0							
1- 3		0- 1		0- 0		AWAY		0- 1		0- 1		1- 0							
1- 1		0- 0		1- 0		NEUTRAL		0- 1		0- 0		0- 0							
6- 3		3- 1		0- 1		CONFERENCE		0- 0		3- 1		0- 0							
4- 1		3- 0		0- 0		HOME		0- 0		1- 1		0- 0							
2- 2		0- 1		0- 1		AWAY		0- 0		2- 0		0- 0							
0- 0		0- 0		0- 0		NEUTRAL		0- 0		0- 0		0- 0							

RPI 1-25				RPI 26-50				Team's RPI: 32				RPI 51-100				RPI 101+			
RPI	S	Opponent	Score	RPI	S	Opponent	Score	RPI	S	Opponent	Score	RPI	S	Opponent	Score	RPI	S	Opponent	Score
10	A	Washington	66 79	28	N	Creighton	72 63	57	N	Georgia Tech	70 72	105	H	Georgia	63 45				
15	A	Kentucky	62 64	29	A	LSU	71 80	68	A	IUPUI	45 73	110	A	Vanderbilt	74 68				
15	H	Kentucky	73 67					93	H	Western Ill.	71 68	111	A	Saint Louis	61 72				
20	H	Texas A&M	78 76									114	H	Abilene Christian	52 46				
24	H	Auburn	68 53									119	H	Alabama	58 59				
												125	A	Arkansas	60 46				
												163	H	Missouri St.	73 49				
												166	A	Nebraska	55 35				
												169	H	UC Riverside	68 62				
												171	H	Wichita St.	64 57				
												187	H	Indiana St.	77 48				
												211	H	SIUE	72 60				
												265	H	UT Martin	80 69				
LAST 12 Division I GAMES:																			
15	H	Kentucky	73 67	119	H	Alabama	58 59												
24	H	Auburn	68 53	15	A	Kentucky	62 64												
125	A	Arkansas	60 46	105	H	Georgia	63 45												
20	H	Texas A&M	78 76	111	A	Saint Louis	61 72												
110	A	Vanderbilt	74 68	169	H	UC Riverside	68 62												
29	A	LSU	71 80	265	H	UT Martin	80 69												

Non-Div I Games:

Missouri

Loss, Non-Conf, S Site, H Home A Away N Neutral

Drake

Through Games Of Feb. 2, 2017

Average RPI Win:	173	WON-LOST	WINNING	LAST 10	STRENGTH OF	OPP. STRENGTH	TEAM	ADJ.	CONF.	ADJ CONF.
Average RPI Loss:	44	RECORD	PCT. RANK	GAMES	SCHEDULE	OF SCHEDULE	RPI	RPI	RPI	RPI
DIV. I ONLY	15- 4	25	10- 0	88	98	33	33	16	16	
DIV. I NON-CONF.	6- 4	126	2- 1	11	20	21	21	14	14	
TOTALS	RPI 1-25	RPI 26-50	W-L RECORDS	RPI 51-100	RPI 101-150	RPI 150+				
15- 4	0- 1	0- 2	OVERALL	4- 1	1- 0	10- 0				
7- 0	0- 0	0- 0	HOME	3- 0	0- 0	4- 0				
7- 3	0- 0	0- 2	AWAY	1- 1	0- 0	6- 0				
1- 1	0- 1	0- 0	NEUTRAL	0- 0	1- 0	0- 0				
6- 4	0- 1	0- 2	NON-CONFERENCE	3- 1	1- 0	2- 0				
3- 0	0- 0	0- 0	HOME	3- 0	0- 0	0- 0				
2- 3	0- 0	0- 2	AWAY	0- 1	0- 0	2- 0				
1- 1	0- 1	0- 0	NEUTRAL	0- 0	1- 0	0- 0				
9- 0	0- 0	0- 0	CONFERENCE	1- 0	0- 0	8- 0				
4- 0	0- 0	0- 0	HOME	0- 0	0- 0	4- 0				
5- 0	0- 0	0- 0	AWAY	1- 0	0- 0	4- 0				
0- 0	0- 0	0- 0	NEUTRAL	0- 0	0- 0	0- 0				

RPI 1-25				RPI 26-50				Team's RPI: 33		RPI 51-100				RPI 101+			
RPI	S	Opponent	Score	RPI	S	Opponent	Score		RPI	S	Opponent	Score	RPI	S	Opponent	Score	
24	N	Auburn	80 85	28	A	Creighton	77 80		54	A	UNI	88 79	149	N	Eastern Wash.	93 78	
				34	A	Green Bay	48 71		56	H	Iowa	81 76	153	A	North Dakota	99 91	
									86	H	Northern Ill.	95 86	163	A	Missouri St.	90 64	
									91	A	Iowa St.	67 75	166	A	Nebraska	84 70	
									95	H	Wyoming	63 50	171	A	Wichita St.	83 78	
													187	H	Indiana St.	76 62	
													200	H	Southern Ill.	75 59	
													227	A	Bradley	93 60	
													278	H	Evansville	82 65	
													302	H	Loyola Chicago	89 46	
													313	A	Illinois St.	87 36	
LAST 12 Division I GAMES:																	
				54	A	UNI	88 79		278	H	Evansville	82 65					
				187	H	Indiana St.	76 62		163	A	Missouri St.	90 64					
				302	H	Loyola Chicago	89 46		171	A	Wichita St.	83 78					
				313	A	Illinois St.	87 36		149	N	Eastern Wash.	93 78					
				227	A	Bradley	93 60		24	N	Auburn	80 85					
				200	H	Southern Ill.	75 59		56	H	Iowa	81 76					

Non-Div I Games: Clarke 118 43

Drake

■ Loss,
 ■ Non-Conf, S Site,
 ■ Home
 ■ Away
 N Neutral

Average RPI Win:	168	WON-LOST	WINNING	LAST 10	STRENGTH OF	OPP. STRENGTH	TEAM	ADJ.	CONF.	ADJ CONF.
Average RPI Loss:	127	RECORD	PCT. RANK	GAMES	SCHEDULE	OF SCHEDULE	RPI	RPI	RPI	RPI
DIV. I ONLY	19- 3	11	1- 2	105	128	34	34	21	21	
DIV. I NON-CONF.	9- 2	37	0- 1	14	10	5	5	20	20	
TOTALS	RPI 1-25	RPI 26-50	W-L RECORDS	RPI 51-100	RPI 101-150	RPI 150+				
19- 3	1- 1	3- 0	OVERALL	3- 0	1- 0	11- 2				
10- 1	1- 0	1- 0	HOME	1- 0	1- 0	6- 1				
9- 2	0- 1	2- 0	AWAY	2- 0	0- 0	5- 1				
0- 0	0- 0	0- 0	NEUTRAL	0- 0	0- 0	0- 0				
9- 2	1- 1	3- 0	NON-CONFERENCE	3- 0	0- 0	2- 1				
4- 1	1- 0	1- 0	HOME	1- 0	0- 0	1- 1				
5- 1	0- 1	2- 0	AWAY	2- 0	0- 0	1- 0				
0- 0	0- 0	0- 0	NEUTRAL	0- 0	0- 0	0- 0				
10- 1	0- 0	0- 0	CONFERENCE	0- 0	1- 0	9- 1				
6- 0	0- 0	0- 0	HOME	0- 0	1- 0	5- 0				
4- 1	0- 0	0- 0	AWAY	0- 0	0- 0	4- 1				
0- 0	0- 0	0- 0	NEUTRAL	0- 0	0- 0	0- 0				

RPI 1-25				RPI 26-50				RPI 51-100				RPI 101+			
RPI	S	Opponent	Score	RPI	S	Opponent	Score	RPI	S	Opponent	Score	RPI	S	Opponent	Score
2	A	Notre Dame	67 71	33	H	Drake	71 48	58	H	Little Rock	57 31	138	H	Wright St.	62 41
25	H	Elon	71 56	39	A	Marquette	78 63	78	A	Belmont	62 53	159	H	Detroit	60 55
				41	A	South Dakota St.	67 43	92	A	Chattanooga	71 55	164	H	Milwaukee	89 47
												175	A	Oakland	71 74
												175	H	Oakland	89 47
												193	A	Cleveland St.	65 51
												205	H	Wisconsin	53 54
												223	H	Butler	61 34
												227	A	Bradley	68 43
												266	H	Northern Ky.	70 39
												318	A	Ill.-Chicago	79 65
												319	A	Youngstown St.	84 51
												322	A	Valparaiso	75 36
												322	H	Valparaiso	56 35
LAST 12 Division I GAMES:															
2	A	Notre Dame	67 71	175	H	Oakland	89 47								
175	A	Oakland	71 74	159	H	Detroit	60 55								
193	A	Cleveland St.	65 51	318	A	Ill.-Chicago	79 65								
319	A	Youngstown St.	84 51	322	A	Valparaiso	75 36								
164	H	Milwaukee	89 47	138	H	Wright St.	62 41								
322	H	Valparaiso	56 35	266	H	Northern Ky.	70 39								

Non-Div I Games:

Green Bay

■ Loss,
 ■ Non-Conf, S Site,
 ■ Home
 ■ Away
 N Neutral

Average RPI Win:	152	WON-LOST	WINNING	LAST 10	STRENGTH OF	OPP. STRENGTH	TEAM	ADJ.	CONF.	ADJ CONF.
Average RPI Loss:	40	RECORD	PCT. RANK	GAMES	SCHEDULE	OF SCHEDULE	RPI	RPI	RPI	RPI
DIV. I ONLY	15- 7	82	7- 3	45	36	35	35	5	5	
DIV. I NON-CONF.	9- 4	85	3- 0	58	36	46	46	6	6	
TOTALS	RPI 1-25	RPI 26-50	W-L RECORDS	RPI 51-100	RPI 101-150	RPI 150+				
15- 7	1- 3	1- 2	OVERALL	0- 1	6- 1	7- 0				
9- 1	1- 1	1- 0	HOME	0- 0	4- 0	3- 0				
5- 5	0- 1	0- 2	AWAY	0- 1	2- 1	3- 0				
1- 1	0- 1	0- 0	NEUTRAL	0- 0	0- 0	1- 0				
9- 4	1- 1	1- 1	NON-CONFERENCE	0- 1	3- 1	4- 0				
7- 0	1- 0	1- 0	HOME	0- 0	3- 0	2- 0				
1- 3	0- 0	0- 1	AWAY	0- 1	0- 1	1- 0				
1- 1	0- 1	0- 0	NEUTRAL	0- 0	0- 0	1- 0				
6- 3	0- 2	0- 1	CONFERENCE	0- 0	3- 0	3- 0				
2- 1	0- 1	0- 0	HOME	0- 0	1- 0	1- 0				
4- 2	0- 1	0- 1	AWAY	0- 0	2- 0	2- 0				
0- 0	0- 0	0- 0	NEUTRAL	0- 0	0- 0	0- 0				

RPI 1-25				RPI 26-50				Team's RPI: 35				RPI 51-100				RPI 101+			
RPI	S	Opponent	Score	RPI	S	Opponent	Score	RPI	S	Opponent	Score	RPI	S	Opponent	Score	RPI	S	Opponent	Score
1	A	UConn	56 100	29	A	LSU	51 69	83	A	Middle Tenn.	59 62	107	A	East Carolina	61 45				
4	N	Mississippi St.	49 66	30	A	Temple	71 86					109	A	SMU	71 59				
22	H	South Fla.	53 62	37	H	North Carolina St.	63 58					110	A	Vanderbilt	63 74				
24	H	Auburn	61 59									118	H	Maine	77 62				
												124	H	Southern Miss.	86 67				
												140	H	Tulsa	70 65				
												149	H	Eastern Wash.	63 51				
												156	A	Cincinnati	74 68				
												157	A	UTSA	75 66				
												178	A	Houston	57 49				
												178	H	Houston	82 56				
												259	N	Eastern Mich.	62 50				
												264	H	Grambling	79 56				
												279	H	McNeese	82 65				
LAST 12 Division I GAMES:																			
178	A	Houston	57 49	30	A	Temple	71 86												
156	A	Cincinnati	74 68	22	H	South Fla.	53 62												
140	H	Tulsa	70 65	107	A	East Carolina	61 45												
1	A	UConn	56 100	118	H	Maine	77 62												
178	H	Houston	82 56	24	H	Auburn	61 59												
109	A	SMU	71 59	149	H	Eastern Wash.	63 51												

Non-Div I Games:

Tulane

■ Loss,
■ Non-Conf,
■ S Site,
■ H Home
■ A Away
N Neutral

Syracuse

Through Games Of Feb. 2, 2017

Average RPI Win:	148	WON-LOST	WINNING	LAST 10	STRENGTH OF	OPP. STRENGTH	TEAM	ADJ.	CONF.	ADJ CONF.
Average RPI Loss:	30	RECORD	PCT. RANK	GAMES	SCHEDULE	OF SCHEDULE	RPI	RPI	RPI	RPI
DIV. I ONLY	16- 7	73	7- 3	42	34	36	36	3	3	
DIV. I NON-CONF.	9- 4	85	1- 1	133	50	85	85	4	4	
TOTALS	RPI 1-25	RPI 26-50	W-L RECORDS	RPI 51-100	RPI 101-150	RPI 150+				
16- 7	1- 4	3- 1	OVERALL	2- 2	3- 0	7- 0				
11- 0	1- 0	2- 0	HOME	1- 0	1- 0	6- 0				
3- 4	0- 2	1- 0	AWAY	0- 2	1- 0	1- 0				
2- 3	0- 2	0- 1	NEUTRAL	1- 0	1- 0	0- 0				
9- 4	0- 2	1- 1	NON-CONFERENCE	1- 1	1- 0	6- 0				
6- 0	0- 0	1- 0	HOME	0- 0	0- 0	5- 0				
1- 1	0- 0	0- 0	AWAY	0- 1	0- 0	1- 0				
2- 3	0- 2	0- 1	NEUTRAL	1- 0	1- 0	0- 0				
7- 3	1- 2	2- 0	CONFERENCE	1- 1	2- 0	1- 0				
5- 0	1- 0	1- 0	HOME	1- 0	1- 0	1- 0				
2- 3	0- 2	1- 0	AWAY	0- 1	1- 0	0- 0				
0- 0	0- 0	0- 0	NEUTRAL	0- 0	0- 0	0- 0				

RPI 1-25				RPI 26-50				Team's RPI: 36	RPI 51-100				RPI 101+			
RPI	S	Opponent	Score	RPI	S	Opponent	Score		RPI	S	Opponent	Score	RPI	S	Opponent	Score
7	A	Florida St.	58 77	27	N	Ohio St.	72 77		57	A	Georgia Tech	66 75	122	A	Clemson	88 62
14	A	Louisville	76 91	37	H	North Carolina St.	85 75		65	H	Virginia	54 49	126	N	Old Dominion	92 66
16	N	DePaul	84 108	43	A	Virginia Tech	82 72		69	N	George Washington	74 71	131	H	Pittsburgh	93 65
19	H	Miami (FL)	81 48	46	H	Michigan St.	75 64		70	A	Drexel	61 62	165	H	Boston College	79 52
20	N	Texas A&M	84 105										191	H	Siena	102 65
													222	H	Niagara	109 60
													242	A	Stony Brook	78 60
													293	H	Coppin St.	76 30
													294	H	Rhode Island	95 49
													300	H	Central Conn. St.	95 63
LAST 12 Division I GAMES:																
131	H	Pittsburgh	93 65	165	H	Boston College	79 52									
43	A	Virginia Tech	82 72	122	A	Clemson	88 62									
19	H	Miami (FL)	81 48	65	H	Virginia	54 49									
7	A	Florida St.	58 77	14	A	Louisville	76 91									
57	A	Georgia Tech	66 75	20	N	Texas A&M	84 105									
37	H	North Carolina St.	85 75	126	N	Old Dominion	92 66									

Non-Div I Games:

Syracuse

■ Loss,
■ Non-Conf,
■ S Site,
■ H Home
■ A Away
N Neutral

Average RPI Win:	152	WON-LOST	WINNING	LAST 10	STRENGTH OF	OPP. STRENGTH	TEAM	ADJ.	CONF.	ADJ CONF.
Average RPI Loss:	35	RECORD	PCT. RANK	GAMES	SCHEDULE	OF SCHEDULE	RPI	RPI	RPI	RPI
DIV. I ONLY	17- 6	44	7- 3	54	43	37	37	3	3	
DIV. I NON-CONF.	10- 3	54	1- 1	234	149	101	101	4	4	
TOTALS	RPI 1-25	RPI 26-50	W-L RECORDS	RPI 51-100	RPI 101-150	RPI 150+				
17- 6	4- 2	0- 3	OVERALL	2- 1	3- 0	8- 0				
12- 1	2- 1	0- 0	HOME	1- 0	3- 0	6- 0				
4- 3	2- 0	0- 2	AWAY	1- 1	0- 0	1- 0				
1- 2	0- 1	0- 1	NEUTRAL	0- 0	0- 0	1- 0				
10- 3	0- 1	0- 2	NON-CONFERENCE	1- 0	1- 0	8- 0				
8- 0	0- 0	0- 0	HOME	1- 0	1- 0	6- 0				
1- 1	0- 0	0- 1	AWAY	0- 0	0- 0	1- 0				
1- 2	0- 1	0- 1	NEUTRAL	0- 0	0- 0	1- 0				
7- 3	4- 1	0- 1	CONFERENCE	1- 1	2- 0	0- 0				
4- 1	2- 1	0- 0	HOME	0- 0	2- 0	0- 0				
3- 2	2- 0	0- 1	AWAY	1- 1	0- 0	0- 0				
0- 0	0- 0	0- 0	NEUTRAL	0- 0	0- 0	0- 0				

RPI 1-25				RPI 26-50				Team's RPI: 37	RPI 51-100				RPI 101+			
RPI	S	Opponent	Score	RPI	S	Opponent	Score		RPI	S	Opponent	Score	RPI	S	Opponent	Score
2	H	Notre Dame	70 62	29	N	LSU	58 59		51	H	Indiana	84 70	122	H	Clemson	65 53
7	A	Florida St.	70 61	35	A	Tulane	58 63		63	A	Wake Forest	65 50	131	H	Pittsburgh	55 42
12	H	Duke	55 52	36	A	Syracuse	75 85		73	A	North Carolina	70 83	141	H	Hampton	81 56
14	A	Louisville	72 70										198	H	Col. of Charleston	91 47
17	N	Kansas St.	50 67										217	H	UNCW	86 54
19	H	Miami (FL)	64 67										229	H	UMES	77 58
													231	H	Wofford	80 40
													246	A	South Ala.	74 31
													287	H	North Florida	78 52
													292	N	UTEP	71 55
													342	H	N.C. Central	83 33
LAST 12 Division I GAMES:																
14	A	Louisville	72 70	63	A	Wake Forest	65 50									
73	A	North Carolina	70 83	19	H	Miami (FL)	64 67									
131	H	Pittsburgh	55 42	7	A	Florida St.	70 61									
122	H	Clemson	65 53	2	H	Notre Dame	70 62									
12	H	Duke	55 52	246	A	South Ala.	74 31									
36	A	Syracuse	75 85	35	A	Tulane	58 63									

Non-Div I Games:

North Carolina St.

■ Loss,
■ Non-Conf, S Site,
■ Home
■ Away
N Neutral

Oregon

Through Games Of Feb. 2, 2017

Average RPI Win:	149	WON-LOST	WINNING	LAST 10	STRENGTH OF	OPP. STRENGTH	TEAM	ADJ.	CONF.	ADJ CONF.
Average RPI Loss:	26	RECORD	PCT. RANK	GAMES	SCHEDULE	OF SCHEDULE	RPI	RPI	RPI	RPI
DIV. I ONLY	14- 8	103	4- 6	20	27	38	38	1	1	
DIV. I NON-CONF.	10- 2	33	2- 0	126	155	43	43	1	1	
TOTALS	RPI 1-25	RPI 26-50	W-L RECORDS	RPI 51-100	RPI 101-150	RPI 150+				
14- 8	0- 6	2- 0	OVERALL	3- 1	3- 1	6- 0				
8- 3	0- 2	2- 0	HOME	1- 1	2- 0	3- 0				
4- 4	0- 3	0- 0	AWAY	2- 0	1- 1	1- 0				
2- 1	0- 1	0- 0	NEUTRAL	0- 0	0- 0	2- 0				
10- 2	0- 1	1- 0	NON-CONFERENCE	0- 0	3- 1	6- 0				
6- 0	0- 0	1- 0	HOME	0- 0	2- 0	3- 0				
2- 1	0- 0	0- 0	AWAY	0- 0	1- 1	1- 0				
2- 1	0- 1	0- 0	NEUTRAL	0- 0	0- 0	2- 0				
4- 6	0- 5	1- 0	CONFERENCE	3- 1	0- 0	0- 0				
2- 3	0- 2	1- 0	HOME	1- 1	0- 0	0- 0				
2- 3	0- 3	0- 0	AWAY	2- 0	0- 0	0- 0				
0- 0	0- 0	0- 0	NEUTRAL	0- 0	0- 0	0- 0				

RPI 1-25				RPI 26-50				Team's RPI: 38	RPI 51-100				RPI 101+			
RPI	S	Opponent	Score	RPI	S	Opponent	Score		RPI	S	Opponent	Score	RPI	S	Opponent	Score
4	N	Mississippi St.	63 75	46	H	Michigan St.	88 55		52	A	California	69 66	103	A	Ole Miss	67 83
6	A	Oregon St.	60 67	48	H	Utah	84 66		59	H	Washington St.	59 75	122	A	Clemson	87 59
6	H	Oregon St.	40 43						72	A	Southern California	59 53	132	H	Lamar University	84 67
8	A	Stanford	60 81						79	H	Colorado	71 66	143	H	Idaho	73 70
9	A	UCLA	63 79										157	H	UTSA	77 63
10	H	Washington	77 99										192	N	San Jose St.	91 62
													228	A	Hawaii	86 49
													241	N	Portland St.	90 46
													269	H	Portland	81 41
													301	H	CSU Bakersfield	77 62
LAST 12 Division I GAMES:																
6	A	Oregon St.	60 67	52	A	California	69 66									
6	H	Oregon St.	40 43	8	A	Stanford	60 81									
48	H	Utah	84 66	59	H	Washington St.	59 75									
79	H	Colorado	71 66	10	H	Washington	77 99									
9	A	UCLA	63 79	143	H	Idaho	73 70									
72	A	Southern California	59 53	241	N	Portland St.	90 46									

Non-Div I Games:

Oregon

■ Loss,
■ Non-Conf, S Site,
■ Home
■ Away
N Neutral

Average RPI Win:	141	WON-LOST	WINNING	LAST 10	STRENGTH OF	OPP. STRENGTH	TEAM	ADJ.	CONF.	ADJ CONF.
Average RPI Loss:	79	RECORD	PCT. RANK	GAMES	SCHEDULE	OF SCHEDULE	RPI	RPI	RPI	RPI
DIV. I ONLY	16- 6	52	6- 4	65	59	39	39	7	7	
DIV. I NON-CONF.	9- 2	37	1- 0	80	86	44	44	7	7	
TOTALS	RPI 1-25	RPI 26-50	W-L RECORDS	RPI 51-100	RPI 101-150	RPI 150+				
16- 6	2- 0	2- 3	OVERALL	2- 1	1- 1	9- 1				
9- 2	0- 0	1- 2	HOME	1- 0	1- 0	6- 0				
7- 3	2- 0	1- 1	AWAY	1- 1	0- 0	3- 1				
0- 1	0- 0	0- 0	NEUTRAL	0- 0	0- 1	0- 0				
9- 2	1- 0	1- 1	NON-CONFERENCE	1- 0	1- 1	5- 0				
6- 1	0- 0	1- 1	HOME	1- 0	1- 0	3- 0				
3- 0	1- 0	0- 0	AWAY	0- 0	0- 0	2- 0				
0- 1	0- 0	0- 0	NEUTRAL	0- 0	0- 1	0- 0				
7- 4	1- 0	1- 2	CONFERENCE	1- 1	0- 0	4- 1				
3- 1	0- 0	0- 1	HOME	0- 0	0- 0	3- 0				
4- 3	1- 0	1- 1	AWAY	1- 1	0- 0	1- 1				
0- 0	0- 0	0- 0	NEUTRAL	0- 0	0- 0	0- 0				

RPI 1-25				RPI 26-50				RPI 51-100				RPI 101+			
RPI	S	Opponent	Score	RPI	S	Opponent	Score	RPI	S	Opponent	Score	RPI	S	Opponent	Score
6	A	Oregon St.	74 73	26	H	Arizona St.	75 63	64	A	Villanova	77 71	146	N	Santa Clara	62 65
16	A	DePaul	102 101	28	A	Creighton	77 80	84	A	St. John's (NY)	64 70	148	H	New Mexico	62 52
				28	H	Creighton	63 83	93	H	Western Ill.	77 61	154	A	Providence	64 66
				34	H	Green Bay	63 78					154	H	Providence	79 74
				40	A	Georgetown	84 77					164	H	Milwaukee	85 74
												174	H	Xavier	85 61
												183	A	Seton Hall	83 77
												205	A	Wisconsin	81 75
												207	A	Pacific	89 75
												220	H	Saint Francis (PA)	104 91
												223	H	Butler	91 53
												334	H	Longwood	87 37
LAST 12 Division I GAMES:															
28	A	Creighton	77 80	84	A	St. John's (NY)	64 70								
154	A	Providence	64 66	154	H	Providence	79 74								
16	A	DePaul	102 101	28	H	Creighton	63 83								
223	H	Butler	91 53	40	A	Georgetown	84 77								
174	H	Xavier	85 61	64	A	Villanova	77 71								
183	A	Seton Hall	83 77	148	H	New Mexico	62 52								

Non-Div I Games:

Marquette

Average RPI Win: 146	WON-LOST	WINNING	LAST 10	STRENGTH OF	OPP. STRENGTH	TEAM	ADJ.	CONF.	ADJ CONF.
Average RPI Loss: 47	RECORD	PCT. RANK	GAMES	SCHEDULE	OF SCHEDULE	RPI	RPI	RPI	RPI
DIV. I ONLY	13- 7	100	5- 5	52	48	40	40	7	7
DIV. I NON-CONF.	8- 2	49	2- 0	33	49	7	7	7	7
TOTALS	RPI 1-25	RPI 26-50	W-L RECORDS	RPI 51-100	RPI 101-150	RPI 150+			
13- 7	0- 1	0- 3	OVERALL	3- 3	4- 0	6- 0			
5- 3	0- 1	0- 1	HOME	2- 1	2- 0	1- 0			
6- 4	0- 0	0- 2	AWAY	0- 2	1- 0	5- 0			
2- 0	0- 0	0- 0	NEUTRAL	1- 0	1- 0	0- 0			
8- 2	0- 0	0- 1	NON-CONFERENCE	2- 1	4- 0	2- 0			
3- 0	0- 0	0- 0	HOME	1- 0	2- 0	0- 0			
3- 2	0- 0	0- 1	AWAY	0- 1	1- 0	2- 0			
2- 0	0- 0	0- 0	NEUTRAL	1- 0	1- 0	0- 0			
5- 5	0- 1	0- 2	CONFERENCE	1- 2	0- 0	4- 0			
2- 3	0- 1	0- 1	HOME	1- 1	0- 0	1- 0			
3- 2	0- 0	0- 1	AWAY	0- 1	0- 0	3- 0			
0- 0	0- 0	0- 0	NEUTRAL	0- 0	0- 0	0- 0			

RPI S	Opponent	Score	RPI S	Opponent	Score	Team's RPI: 40	RPI S	Opponent	Score	RPI S	Opponent	Score	RPI S	Opponent	Score
16	H DePaul	53 76	28	A Creighton	68 70		53	A Minnesota	60 68	108	A Delaware	54 46			
			39	H Marquette	77 84		64	A Villanova	50 71	119	H Alabama	70 59			
			43	A Virginia Tech	63 73		64	H Villanova	54 49	138	N Wright St.	67 60			
							69	H George Washington	72 57	144	H George Mason	69 56			
							84	H St. John's (NY)	66 71	154	A Providence	71 39			
							98	N Penn St.	68 54	155	A Towson	75 59			
										174	A Xavier	69 64			
										183	H Seton Hall	77 58			
										223	A Butler	58 52			
										271	A FIU	66 53			
LAST 12 Division I GAMES:															
64	H Villanova	54 49	28	A Creighton	68 70		64	A Villanova	50 71						
223	A Butler	58 52					39	H Marquette	77 84						
174	A Xavier	69 64					16	H DePaul	53 76						
183	H Seton Hall	77 58					119	H Alabama	70 59						
84	H St. John's (NY)	66 71					144	H George Mason	69 56						
154	A Providence	71 39													

Non-Div I Games:

Georgetown

■ Loss,
■ Non-Conf, S Site,
■ Home
■ Away
N Neutral

Average RPI Win:	178	WON-LOST	WINNING	LAST 10	STRENGTH OF	OPP. STRENGTH	TEAM	ADJ.	CONF.	ADJ CONF.
Average RPI Loss:	60	RECORD	PCT. RANK	GAMES	SCHEDULE	OF SCHEDULE	RPI	RPI	RPI	RPI
DIV. I ONLY	17- 5	29	8- 2	116	91	41	41	11	11	
DIV. I NON-CONF.	9- 3	63	1- 1	37	41	20	20	9	9	
TOTALS	RPI 1-25	RPI 26-50	W-L RECORDS	RPI 51-100	RPI 101-150	RPI 150+				
17- 5	0- 2	1- 1	OVERALL	5- 1	1- 0	10- 1				
9- 1	0- 0	1- 1	HOME	3- 0	0- 0	5- 0				
7- 4	0- 2	0- 0	AWAY	2- 1	1- 0	4- 1				
1- 0	0- 0	0- 0	NEUTRAL	0- 0	0- 0	1- 0				
9- 3	0- 2	1- 1	NON-CONFERENCE	3- 0	0- 0	5- 0				
4- 1	0- 0	1- 1	HOME	1- 0	0- 0	2- 0				
4- 2	0- 2	0- 0	AWAY	2- 0	0- 0	2- 0				
1- 0	0- 0	0- 0	NEUTRAL	0- 0	0- 0	1- 0				
8- 2	0- 0	0- 0	CONFERENCE	2- 1	1- 0	5- 1				
5- 0	0- 0	0- 0	HOME	2- 0	0- 0	3- 0				
3- 2	0- 0	0- 0	AWAY	0- 1	1- 0	2- 1				
0- 0	0- 0	0- 0	NEUTRAL	0- 0	0- 0	0- 0				

RPI 1-25				RPI 26-50				Team's RPI: 41	RPI 51-100				RPI 101+			
RPI	S	Opponent	Score	RPI	S	Opponent	Score		RPI	S	Opponent	Score	RPI	S	Opponent	Score
14	A	Louisville	30 83	28	H	Creighton	63 56		54	A	UNI	61 50	145	A	Oral Roberts	78 57
23	A	Oklahoma	60 74	34	H	Green Bay	43 67		56	A	Iowa	66 64	153	A	North Dakota	83 72
									67	A	South Dakota	62 65	162	A	Omaha	82 83
									68	H	IUPUI	68 49	162	H	Omaha	76 64
									69	H	George Washington	60 55	171	A	Wichita St.	78 58
									93	H	Western Ill.	73 58	211	H	SIUE	82 49
													276	A	North Dakota St.	69 66
													276	H	North Dakota St.	70 44
													296	A	Denver	72 63
													315	H	Ark.-Pine Bluff	103 45
													317	H	Fort Wayne	73 51
													333	N	Montana	84 43
LAST 12 Division I GAMES:																
276	H	North Dakota St.	70 44	162	H	Omaha	76 64									
162	A	Omaha	82 83	317	H	Fort Wayne	73 51									
93	H	Western Ill.	73 58	67	A	South Dakota	62 65									
296	A	Denver	72 63	276	A	North Dakota St.	69 66									
145	A	Oral Roberts	78 57	171	A	Wichita St.	78 58									
68	H	IUPUI	68 49	14	A	Louisville	30 83									

Non-Div I Games:

South Dakota St.

■ Loss,
 ■ Non-Conf,
 ■ S Site,
 ■ Home
 ■ Away
 N Neutral

Northwestern

Through Games Of Feb. 2, 2017

Average RPI Win:	166	WON-LOST	WINNING	LAST 10	STRENGTH OF	OPP. STRENGTH	TEAM	ADJ.	CONF.	ADJ CONF.
Average RPI Loss:	35	RECORD	PCT. RANK	GAMES	SCHEDULE	OF SCHEDULE	RPI	RPI	RPI	RPI
DIV. I ONLY	17- 5	29	7- 3	102	74	42	42	6	6	
DIV. I NON-CONF.	11- 2	24	2- 1	181	163	52	52	5	5	
TOTALS	RPI 1-25	RPI 26-50	W-L RECORDS	RPI 51-100	RPI 101-150	RPI 150+				
17- 5	0- 2	1- 2	OVERALL	4- 1	3- 0	9- 0				
13- 1	0- 0	1- 1	HOME	4- 0	2- 0	6- 0				
4- 4	0- 2	0- 1	AWAY	0- 1	1- 0	3- 0				
0- 0	0- 0	0- 0	NEUTRAL	0- 0	0- 0	0- 0				
11- 2	0- 1	0- 0	NON-CONFERENCE	2- 1	3- 0	6- 0				
9- 0	0- 0	0- 0	HOME	2- 0	2- 0	5- 0				
2- 2	0- 1	0- 0	AWAY	0- 1	1- 0	1- 0				
0- 0	0- 0	0- 0	NEUTRAL	0- 0	0- 0	0- 0				
6- 3	0- 1	1- 2	CONFERENCE	2- 0	0- 0	3- 0				
4- 1	0- 0	1- 1	HOME	2- 0	0- 0	1- 0				
2- 2	0- 1	0- 1	AWAY	0- 0	0- 0	2- 0				
0- 0	0- 0	0- 0	NEUTRAL	0- 0	0- 0	0- 0				

RPI 1-25				RPI 26-50				Team's RPI: 42	RPI 51-100				RPI 101+			
RPI	S	Opponent	Score	RPI	S	Opponent	Score		RPI	S	Opponent	Score	RPI	S	Opponent	Score
16	A	DePaul	66 89	27	H	Ohio St.	87 94		51	H	Indiana	80 67	141	H	Hampton	67 48
18	A	Maryland	65 96	31	A	Michigan	54 80		65	H	Virginia	69 60	145	H	Oral Roberts	64 55
				46	H	Michigan St.	76 65		66	H	Florida	73 68	146	A	Santa Clara	87 75
									81	A	Gonzaga	56 67	163	H	Missouri St.	75 52
									94	H	Purdue	76 60	164	A	Milwaukee	65 63
													166	A	Nebraska	62 58
													184	A	Rutgers	55 37
													205	H	Wisconsin	63 43
													265	H	UT Martin	82 59
													278	H	Evansville	88 66
													318	H	Ill.-Chicago	88 44
													329	H	Chicago St.	75 42
LAST 12 Division I GAMES:																
205	H	Wisconsin	63 43	27	H	Ohio St.	87 94		94	H	Purdue	76 60				
184	A	Rutgers	55 37						166	A	Nebraska	62 58				
31	A	Michigan	54 80						265	H	UT Martin	82 59				
46	H	Michigan St.	76 65						81	A	Gonzaga	56 67				
51	H	Indiana	80 67						146	A	Santa Clara	87 75				
18	A	Maryland	65 96													

Non-Div I Games:

Northwestern

■ Loss,
■ Non-Conf, S Site,
■ Home
■ Away
N Neutral

Average RPI Win:	162	WON-LOST	WINNING	LAST 10	STRENGTH OF	OPP. STRENGTH	TEAM	ADJ.	CONF.	ADJ CONF.
Average RPI Loss:	24	RECORD	PCT. RANK	GAMES	SCHEDULE	OF SCHEDULE	RPI	RPI	RPI	RPI
DIV. I ONLY	16- 6	52	4- 6	58	52	43	43	3	3	
DIV. I NON-CONF.	13- 0	1	3- 0	231	131	36	36	4	4	
TOTALS	RPI 1-25	RPI 26-50	W-L RECORDS	RPI 51-100	RPI 101-150	RPI 150+				
16- 6	2- 4	1- 1	OVERALL	2- 1	3- 0	8- 0				
12- 3	1- 2	1- 1	HOME	2- 0	1- 0	7- 0				
4- 3	1- 0	0- 0	AWAY	0- 0	2- 0	1- 0				
0- 0	0- 0	0- 0	NEUTRAL	0- 0	0- 0	0- 0				
13- 0	2- 0	1- 0	NON-CONFERENCE	0- 0	2- 0	8- 0				
10- 0	1- 0	1- 0	HOME	0- 0	1- 0	7- 0				
3- 0	1- 0	0- 0	AWAY	0- 0	1- 0	1- 0				
0- 0	0- 0	0- 0	NEUTRAL	0- 0	0- 0	0- 0				
3- 6	0- 4	0- 1	CONFERENCE	2- 1	1- 0	0- 0				
2- 3	0- 2	0- 1	HOME	2- 0	0- 0	0- 0				
1- 3	0- 2	0- 0	AWAY	0- 1	1- 0	0- 0				
0- 0	0- 0	0- 0	NEUTRAL	0- 0	0- 0	0- 0				

RPI S	Opponent	Score	RPI S	Opponent	Score	Team's RPI: 43	RPI S	Opponent	Score	RPI S	Opponent	Score
2	H Notre Dame	59 76	36	H Syracuse	72 82		63	H Wake Forest	72 70	122	A Clemson	78 69
7	H Florida St.	54 82	40	H Georgetown	73 63		65	A Virginia	27 76	123	H Radford	71 52
12	A Duke	59 84					73	H North Carolina	76 68	136	A UCF	67 64
13	H Tennessee	67 63								166	H Nebraska	76 67
19	A Miami (FL)	75 82								198	A Col. of Charleston	71 61
24	A Auburn	92 87								212	H UNC Asheville	71 52
										240	H Presbyterian	67 36
										256	H Bowling Green	98 51
										281	H Gardner-Webb	76 42
										300	H Central Conn. St.	81 47
										341	H Delaware St.	88 48
LAST 12 Division I GAMES:												
2	H Notre Dame	59 76	19	A Miami (FL)	75 82							
36	H Syracuse	72 82	122	A Clemson	78 69							
65	A Virginia	27 76	73	H North Carolina	76 68							
7	H Florida St.	54 82	341	H Delaware St.	88 48							
12	A Duke	59 84	123	H Radford	71 52							
63	H Wake Forest	72 70	24	A Auburn	92 87							

Non-Div I Games:

Virginia Tech

■ Loss,
■ Non-Conf, S Site,
■ Home
■ Away
N Neutral

Average RPI Win:	158	WON-LOST	WINNING	LAST 10	STRENGTH OF	OPP. STRENGTH	TEAM	ADJ.	CONF.	ADJ CONF.
Average RPI Loss:	78	RECORD	PCT. RANK	GAMES	SCHEDULE	OF SCHEDULE	RPI	RPI	RPI	RPI
DIV. I ONLY	14- 6	70	8- 2	68	70	44	44	8	8	
DIV. I NON-CONF.	7- 4	114	2- 1	94	26	72	72	8	8	
TOTALS	RPI 1-25	RPI 26-50	W-L RECORDS	RPI 51-100	RPI 101-150	RPI 150+				
14- 6	1- 2	0- 0	OVERALL	2- 2	4- 0	7- 2				
7- 2	0- 1	0- 0	HOME	2- 0	1- 0	4- 1				
6- 3	1- 1	0- 0	AWAY	0- 1	3- 0	2- 1				
1- 1	0- 0	0- 0	NEUTRAL	0- 1	0- 0	1- 0				
7- 4	0- 2	0- 0	NON-CONFERENCE	1- 2	2- 0	4- 0				
3- 1	0- 1	0- 0	HOME	1- 0	1- 0	1- 0				
3- 2	0- 1	0- 0	AWAY	0- 1	1- 0	2- 0				
1- 1	0- 0	0- 0	NEUTRAL	0- 1	0- 0	1- 0				
7- 2	1- 0	0- 0	CONFERENCE	1- 0	2- 0	3- 2				
4- 1	0- 0	0- 0	HOME	1- 0	0- 0	3- 1				
3- 1	1- 0	0- 0	AWAY	0- 0	2- 0	0- 1				
0- 0	0- 0	0- 0	NEUTRAL	0- 0	0- 0	0- 0				

RPI 1-25				RPI 26-50				Team's RPI: 44				RPI 51-100				RPI 101+			
RPI	S	Opponent	Score	RPI	S	Opponent	Score					RPI	S	Opponent	Score	RPI	S	Opponent	Score
7	A	Florida St.	64 84									56	N	Iowa	75 90	108	A	Delaware	66 51
13	H	Tennessee	69 81									63	H	Wake Forest	83 76	130	A	William & Mary	79 64
25	A	Elon	76 70									70	H	Drexel	54 47	137	A	Saint Joseph's	85 72
												84	A	St. John's (NY)	63 74	141	H	Hampton	71 50
																155	A	Towson	51 54
																155	H	Towson	55 60
																160	H	Northeastern	74 54
																180	H	Hofstra	93 57
																184	A	Rutgers	82 76
																201	N	Idaho St.	83 53
																217	H	UNCW	73 51
																275	A	Liberty	62 48
																321	H	St. Francis Brooklyn	83 57
LAST 12 Division I GAMES:																			
130	A	William & Mary	79 64	155	A	Towson	51 54												
70	H	Drexel	54 47	180	H	Hofstra	93 57												
155	H	Towson	55 60	217	H	UNCW	73 51												
25	A	Elon	76 70	63	H	Wake Forest	83 76												
160	H	Northeastern	74 54	137	A	Saint Joseph's	85 72												
108	A	Delaware	66 51	84	A	St. John's (NY)	63 74												

Non-Div I Games:

James Madison

■ Loss,
■ Non-Conf,
■ S Site,
■ H Home
■ A Away
N Neutral

Average RPI Win:	153	WON-LOST	WINNING	LAST 10	STRENGTH OF	OPP. STRENGTH	TEAM	ADJ.	CONF.	ADJ CONF.
Average RPI Loss:	19	RECORD	PCT. RANK	GAMES	SCHEDULE	OF SCHEDULE	RPI	RPI	RPI	RPI
DIV. I ONLY	13- 8	115	3- 7	30	15	45	45	4	4	
DIV. I NON-CONF.	10- 1	16	1- 1	74	119	19	19	3	3	
TOTALS	RPI 1-25	RPI 26-50	W-L RECORDS	RPI 51-100	RPI 101-150	RPI 150+				
13- 8	0- 7	0- 0	OVERALL	4- 1	4- 0	5- 0				
9- 3	0- 3	0- 0	HOME	2- 0	2- 0	5- 0				
2- 4	0- 3	0- 0	AWAY	1- 1	1- 0	0- 0				
2- 1	0- 1	0- 0	NEUTRAL	1- 0	1- 0	0- 0				
10- 1	0- 1	0- 0	NON-CONFERENCE	3- 0	2- 0	5- 0				
7- 0	0- 0	0- 0	HOME	1- 0	1- 0	5- 0				
1- 0	0- 0	0- 0	AWAY	1- 0	0- 0	0- 0				
2- 1	0- 1	0- 0	NEUTRAL	1- 0	1- 0	0- 0				
3- 7	0- 6	0- 0	CONFERENCE	1- 1	2- 0	0- 0				
2- 3	0- 3	0- 0	HOME	1- 0	1- 0	0- 0				
1- 4	0- 3	0- 0	AWAY	0- 1	1- 0	0- 0				
0- 0	0- 0	0- 0	NEUTRAL	0- 0	0- 0	0- 0				

RPI 1-25				RPI 26-50				Team's RPI: 45				RPI 51-100				RPI 101+			
RPI	S	Opponent	Score	RPI	S	Opponent	Score	RPI	S	Opponent	Score	RPI	S	Opponent	Score	RPI	S	Opponent	Score
5	H	Baylor	50 86									54	H	UNI	81 57	105	H	Georgia	71 51
6	N	Oregon St.	54 73									59	A	Washington St.	79 72	135	H	Kansas	74 70
11	A	Texas	35 66									60	A	Texas Tech	65 70	142	A	TCU	82 67
11	H	Texas	71 85									91	H	Iowa St.	71 59	146	N	Santa Clara	67 53
17	A	Kansas St.	69 74									96	N	Long Beach St.	63 57	152	H	Rice	65 51
17	H	Kansas St.	43 63													197	H	Loyola Marymount	66 58
23	A	Oklahoma	62 68													233	H	Tennessee St.	86 48
																260	H	UTRGV	86 53
																323	H	Arkansas St.	76 34
LAST 12 Division I GAMES:																			
11	H	Texas	71 85	5	H	Baylor	50 86												
17	A	Kansas St.	69 74	142	A	TCU	82 67												
135	H	Kansas	74 70	60	A	Texas Tech	65 70												
23	A	Oklahoma	62 68	91	H	Iowa St.	71 59												
17	H	Kansas St.	43 63	6	N	Oregon St.	54 73												
11	A	Texas	35 66	96	N	Long Beach St.	63 57												

Non-Div I Games:

Oklahoma St.

Average RPI Win:	153	WON-LOST	WINNING	LAST 10	STRENGTH OF	OPP. STRENGTH	TEAM	ADJ.	CONF.	ADJ CONF.
Average RPI Loss:	70	RECORD	PCT. RANK	GAMES	SCHEDULE	OF SCHEDULE	RPI	RPI	RPI	RPI
DIV. I ONLY	16- 7	73	6- 4	98	35	46	46	6	6	
DIV. I NON-CONF.	10- 3	54	1- 1	79	57	38	38	5	5	
TOTALS	RPI 1-25	RPI 26-50	W-L RECORDS	RPI 51-100	RPI 101-150	RPI 150+				
16- 7	0- 1	1- 3	OVERALL	4- 2	1- 0	10- 1				
9- 2	0- 1	1- 0	HOME	2- 1	0- 0	6- 0				
6- 5	0- 0	0- 3	AWAY	2- 1	0- 0	4- 1				
1- 0	0- 0	0- 0	NEUTRAL	0- 0	1- 0	0- 0				
10- 3	0- 1	0- 2	NON-CONFERENCE	2- 0	1- 0	7- 0				
5- 1	0- 1	0- 0	HOME	1- 0	0- 0	4- 0				
4- 2	0- 0	0- 2	AWAY	1- 0	0- 0	3- 0				
1- 0	0- 0	0- 0	NEUTRAL	0- 0	1- 0	0- 0				
6- 4	0- 0	1- 1	CONFERENCE	2- 2	0- 0	3- 1				
4- 1	0- 0	1- 0	HOME	1- 1	0- 0	2- 0				
2- 3	0- 0	0- 1	AWAY	1- 1	0- 0	1- 1				
0- 0	0- 0	0- 0	NEUTRAL	0- 0	0- 0	0- 0				

RPI 1-25				RPI 26-50		Team's RPI: 46		RPI 51-100				RPI 101+			
RPI	S	Opponent	Score	RPI	S	Opponent	Score	RPI	S	Opponent	Score	RPI	S	Opponent	Score
2	H	Notre Dame	61 79	27	H	Ohio St.	94 75	51	H	Indiana	69 60	108	N	Delaware	81 64
				36	A	Syracuse	64 75	53	A	Minnesota	93 74	160	H	Northeastern	78 44
				38	A	Oregon	55 88	55	A	Quinnipiac	71 54	166	H	Nebraska	93 73
				42	A	Northwestern	65 76	94	A	Purdue	54 66	167	A	Western Mich.	68 64
								94	H	Purdue	66 76	175	H	Oakland	81 74
								95	H	Wyoming	63 51	181	H	Illinois	71 47
												184	A	Rutgers	58 62
												203	A	CSUN	63 59
												205	A	Wisconsin	81 57
												219	H	Southern U.	70 55
												291	H	Davidson	70 34
												294	A	Rhode Island	85 48
LAST 12 Division I GAMES:															
				51	H	Indiana	69 60	27	H	Ohio St.	94 75				
				53	A	Minnesota	93 74	166	H	Nebraska	93 73				
				205	A	Wisconsin	81 57	94	A	Purdue	54 66				
				94	H	Purdue	66 76	181	H	Illinois	71 47				
				42	A	Northwestern	65 76	2	H	Notre Dame	61 79				
				184	A	Rutgers	58 62	160	H	Northeastern	78 44				

Non-Div I Games:

Michigan St.

■ Loss,
 ■ Non-Conf, S Site,
 ■ Home
 ■ Away
 N Neutral

Average RPI Win:	212	WON-LOST	WINNING	LAST 10	STRENGTH OF	OPP. STRENGTH	TEAM	ADJ.	CONF.	ADJ CONF.
Average RPI Loss:	116	RECORD	PCT. RANK	GAMES	SCHEDULE	OF SCHEDULE	RPI	RPI	RPI	RPI
DIV. I ONLY	17- 4	19	9- 1	182	219	47	47	23	23	
DIV. I NON-CONF.	8- 3	67	2- 0	206	98	74	74	25	25	
TOTALS	RPI 1-25	RPI 26-50	W-L RECORDS	RPI 51-100	RPI 101-150	RPI 150+				
17- 4	0- 1	0- 0	OVERALL	1- 1	2- 0	14- 2				
9- 0	0- 0	0- 0	HOME	1- 0	1- 0	7- 0				
8- 4	0- 0	0- 0	AWAY	0- 0	1- 0	7- 0				
0- 0	0- 0	0- 0	NEUTRAL	0- 0	0- 0	0- 0				
8- 3	0- 1	0- 0	NON-CONFERENCE	1- 1	1- 0	6- 1				
4- 0	0- 0	0- 0	HOME	1- 0	0- 0	3- 0				
4- 3	0- 1	0- 0	AWAY	0- 1	1- 0	3- 1				
0- 0	0- 0	0- 0	NEUTRAL	0- 0	0- 0	0- 0				
9- 1	0- 0	0- 0	CONFERENCE	0- 0	1- 0	8- 1				
5- 0	0- 0	0- 0	HOME	0- 0	1- 0	4- 0				
4- 1	0- 0	0- 0	AWAY	0- 0	0- 0	4- 1				
0- 0	0- 0	0- 0	NEUTRAL	0- 0	0- 0	0- 0				

RPI 1-25				RPI 26-50		Team's RPI: 47		RPI 51-100				RPI 101+			
RPI	S	Opponent	Score	RPI	S	Opponent	Score	RPI	S	Opponent	Score	RPI	S	Opponent	Score
25	A	Elon	58 64					70	H	Drexel	78 66	106	H	Navy	67 64
								73	A	North Carolina	50 65	137	A	Saint Joseph's	64 61
												168	A	Army West Point	60 56
												168	H	Army West Point	68 62
												182	A	American	47 59
												182	H	American	73 67
												184	A	Rutgers	53 57
												189	A	Akron	61 47
												193	H	Cleveland St.	77 66
												196	A	Binghamton	67 57
												221	A	St. Bonaventure	57 35
												245	A	Loyola Maryland	72 66
												251	H	Manhattan	69 64
												268	H	Colgate	79 56
												270	A	Boston U.	66 50
												309	A	Lehigh	77 58
												312	H	NJIT	67 36
												314	H	Holy Cross	77 48
LAST 12 Division I GAMES:															
182	A	American	47 59	314	H	Holy Cross	77 48								
168	H	Army West Point	68 62	182	H	American	73 67								
270	A	Boston U.	66 50	168	A	Army West Point	60 56								
245	A	Loyola Maryland	72 66	106	H	Navy	67 64								
268	H	Colgate	79 56	251	H	Manhattan	69 64								
309	A	Lehigh	77 58	193	H	Cleveland St.	77 66								

Non-Div I Games:

Bucknell

Average RPI Win:	169	WON-LOST	WINNING	LAST 10	STRENGTH OF	OPP. STRENGTH	TEAM	ADJ.	CONF.	ADJ CONF.
Average RPI Loss:	40	RECORD	PCT. RANK	GAMES	SCHEDULE	OF SCHEDULE	RPI	RPI	RPI	RPI
DIV. I ONLY	14- 7	92	3- 7	55	69	48	48	1	1	
DIV. I NON-CONF.	11- 0	1	2- 0	196	281	34	34	1	1	
TOTALS	RPI 1-25	RPI 26-50	W-L RECORDS	RPI 51-100	RPI 101-150	RPI 150+				
14- 7	0- 3	0- 2	OVERALL	6- 1	1- 1	7- 0				
9- 3	0- 1	0- 1	HOME	4- 0	0- 1	5- 0				
4- 4	0- 2	0- 1	AWAY	1- 1	1- 0	2- 0				
1- 0	0- 0	0- 0	NEUTRAL	1- 0	0- 0	0- 0				
11- 0	0- 0	0- 0	NON-CONFERENCE	3- 0	1- 0	7- 0				
7- 0	0- 0	0- 0	HOME	2- 0	0- 0	5- 0				
3- 0	0- 0	0- 0	AWAY	0- 0	1- 0	2- 0				
1- 0	0- 0	0- 0	NEUTRAL	1- 0	0- 0	0- 0				
3- 7	0- 3	0- 2	CONFERENCE	3- 1	0- 1	0- 0				
2- 3	0- 1	0- 1	HOME	2- 0	0- 1	0- 0				
1- 4	0- 2	0- 1	AWAY	1- 1	0- 0	0- 0				
0- 0	0- 0	0- 0	NEUTRAL	0- 0	0- 0	0- 0				

RPI 1-25				RPI 26-50				Team's RPI: 48				RPI 51-100				RPI 101+			
RPI	S	Opponent	Score	RPI	S	Opponent	Score	RPI	S	Opponent	Score	RPI	S	Opponent	Score	RPI	S	Opponent	Score
6	A	Oregon St.	44 70	26	H	Arizona St.	44 66	52	H	California	63 57	115	H	Arizona	70 81				
8	H	Stanford	58 77	38	A	Oregon	66 84	62	H	Montana St.	74 64	127	A	St. Mary's (CA)	63 62				
9	A	UCLA	56 67					72	A	Southern California	58 53	176	A	Fresno St.	65 55				
								79	A	Colorado	49 54	210	H	Utah St.	65 58				
								79	H	Colorado	58 53	243	H	Weber St.	71 52				
								82	N	Charlotte	81 68	262	H	Southern Utah	69 43				
								99	H	BYU	77 60	282	H	Northern Ariz.	78 65				
												286	A	Nevada	80 50				
												330	H	Utah Valley	100 52				
LAST 12 Division I GAMES:																			
79	H	Colorado	58 53	115	H	Arizona	70 81												
79	A	Colorado	49 54	26	H	Arizona St.	44 66												
38	A	Oregon	66 84	72	A	Southern California	58 53												
6	A	Oregon St.	44 70	9	A	UCLA	56 67												
52	H	California	63 57	282	H	Northern Ariz.	78 65												
8	H	Stanford	58 77	243	H	Weber St.	71 52												

Non-Div I Games:

Utah

Average RPI Win:	197	WON-LOST	WINNING	LAST 10	STRENGTH OF	OPP. STRENGTH	TEAM	ADJ.	CONF.	ADJ CONF.
Average RPI Loss:	18	RECORD	PCT. RANK	GAMES	SCHEDULE	OF SCHEDULE	RPI	RPI	RPI	RPI
DIV. I ONLY	16- 6	52	4- 6	84	68	49	49	4	4	
DIV. I NON-CONF.	12- 0	1	2- 0	293	299	62	62	3	3	
TOTALS	RPI 1-25	RPI 26-50	W-L RECORDS	RPI 51-100	RPI 101-150	RPI 150+				
16- 6	2- 5	0- 0	OVERALL	1- 1	4- 0	9- 0				
11- 2	1- 2	0- 0	HOME	1- 0	1- 0	8- 0				
2- 4	0- 3	0- 0	AWAY	0- 1	2- 0	0- 0				
3- 0	1- 0	0- 0	NEUTRAL	0- 0	1- 0	1- 0				
12- 0	1- 0	0- 0	NON-CONFERENCE	0- 0	2- 0	9- 0				
9- 0	0- 0	0- 0	HOME	0- 0	1- 0	8- 0				
0- 0	0- 0	0- 0	AWAY	0- 0	0- 0	0- 0				
3- 0	1- 0	0- 0	NEUTRAL	0- 0	1- 0	1- 0				
4- 6	1- 5	0- 0	CONFERENCE	1- 1	2- 0	0- 0				
2- 2	1- 2	0- 0	HOME	1- 0	0- 0	0- 0				
2- 4	0- 3	0- 0	AWAY	0- 1	2- 0	0- 0				
0- 0	0- 0	0- 0	NEUTRAL	0- 0	0- 0	0- 0				

RPI 1-25				RPI 26-50		Team's RPI: 49		RPI 51-100				RPI 101+			
RPI	S	Opponent	Score	RPI	S	Opponent	Score	RPI	S	Opponent	Score	RPI	S	Opponent	Score
5	A	Baylor	73 79					60	A	Texas Tech	66 75	103	H	Ole Miss	66 61
5	H	Baylor	56 91					60	H	Texas Tech	89 79	107	N	East Carolina	79 47
11	A	Texas	54 69									135	A	Kansas	62 51
11	H	Texas	63 73									142	A	TCU	83 61
17	A	Kansas St.	71 86									194	H	Morehead St.	94 53
23	H	Oklahoma	83 73									239	H	Howard	95 49
24	N	Auburn	56 52									273	N	N.C. A&T	80 64
												284	H	Charleston So.	88 38
												293	H	Coppin St.	69 39
												308	H	High Point	82 59
												310	H	USC Upstate	91 33
												325	H	Mt. St. Mary's	77 45
												334	H	Longwood	107 40
LAST 12 Division I GAMES:															
11	A	Texas	54 69	23	H	Oklahoma	83 73								
60	H	Texas Tech	89 79	5	H	Baylor	56 91								
5	A	Baylor	73 79	17	A	Kansas St.	71 86								
135	A	Kansas	62 51	142	A	TCU	83 61								
11	H	Texas	63 73	325	H	Mt. St. Mary's	77 45								
60	A	Texas Tech	66 75	334	H	Longwood	107 40								

Non-Div I Games:

West Virginia

■ Loss,
■ Non-Conf,
■ S Site,
■ H Home
■ A Away
N Neutral

Average RPI Win: 206		WON-LOST	WINNING	LAST 10	STRENGTH OF	OPP. STRENGTH	TEAM	ADJ.	CONF.	ADJ CONF.
Average RPI Loss: 70		RECORD	PCT. RANK	GAMES	SCHEDULE	OF SCHEDULE	RPI	RPI	RPI	RPI
DIV. I ONLY		13- 4	33	8- 2	131	179	50	50	22	22
DIV. I NON-CONF.		5- 3	121	0- 1	43	63	50	50	19	19
TOTALS		RPI 1-25	RPI 26-50		W-L RECORDS		RPI 51-100	RPI 101-150		RPI 150+
13- 4	0- 1	0- 0		OVERALL		1- 2	0- 1		12- 0	
6- 1	0- 0	0- 0		HOME		0- 0	0- 1		6- 0	
6- 3	0- 1	0- 0		AWAY		1- 2	0- 0		5- 0	
1- 0	0- 0	0- 0		NEUTRAL		0- 0	0- 0		1- 0	
5- 3		0- 0		NON-CONFERENCE		1- 1	0- 1		4- 0	
2- 1	0- 0	0- 0		HOME		0- 0	0- 1		2- 0	
2- 2	0- 1	0- 0		AWAY		1- 1	0- 0		1- 0	
1- 0	0- 0	0- 0		NEUTRAL		0- 0	0- 0		1- 0	
8- 1		0- 0		CONFERENCE		0- 1	0- 0		8- 0	
4- 0	0- 0	0- 0		HOME		0- 0	0- 0		4- 0	
4- 1	0- 0	0- 0		AWAY		0- 1	0- 0		4- 0	
0- 0	0- 0	0- 0		NEUTRAL		0- 0	0- 0		0- 0	

RPI 1-25				RPI 26-50		Team's RPI: 50		RPI 51-100				RPI 101+			
RPI	S	Opponent	Score	RPI	S	Opponent	Score	RPI	S	Opponent	Score	RPI	S	Opponent	Score
17	A	Kansas St.	49 62					60	A	Texas Tech	60 79	101	H	SFA	60 65
								90	A	Western Ky.	71 68	157	H	UTSA	75 54
								100	A	Troy	68 85	171	H	Wichita St.	74 70
												183	A	Seton Hall	86 61
												185	A	Appalachian St.	73 62
												185	H	Appalachian St.	74 63
												204	H	Louisiana	79 66
												209	A	Texas St.	61 39
												225	N	San Diego St.	64 58
												246	A	South Ala.	73 49
												249	A	Coastal Caro.	70 41
												249	H	Coastal Caro.	60 58
												331	H	La.-Monroe	93 59
LAST 12 Division I GAMES:															
185	A	Appalachian St.	73 62	209	A	Texas St.	61 39								
249	A	Coastal Caro.	70 41	249	H	Coastal Caro.	60 58								
331	H	La.-Monroe	93 59	185	H	Appalachian St.	74 63								
204	H	Louisiana	79 66	60	A	Texas Tech	60 79								
100	A	Troy	68 85	17	A	Kansas St.	49 62								
246	A	South Ala.	73 49	101	H	SFA	60 65								

Non-Div I Games:	Tex. A&M-Commerce	80	50	Eastern N.M.	65	48
------------------	-------------------	----	----	--------------	----	----

UT Arlington

Loss, Non-Conf, S Site, H Home A Away N Neutral

Average RPI Loss: 42

Average RPI Win:	174	WON-LOST	WINNING	LAST 10	STRENGTH OF	OPP. STRENGTH	TEAM	ADJ.	CONF.	ADJ CONF.
Average RPI Loss:	42	RECORD	PCT. RANK	GAMES	SCHEDULE	OF SCHEDULE	RPI	RPI	RPI	RPI
DIV. I ONLY	15- 7	82	6- 4	99	62	51	51	6	6	
DIV. I NON-CONF.	10- 3	54	3- 0	245	75	77	77	5	5	
<hr/>										
TOTALS	RPI 1-25	RPI 26-50		W-L RECORDS	RPI 51-100		RPI 101-150		RPI 150+	
15- 7	0- 1	0- 5		OVERALL	6- 1		1- 0		8- 0	
9- 1	0- 0	0- 1		HOME	3- 0		1- 0		5- 0	
4- 6	0- 1	0- 4		AWAY	2- 1		0- 0		2- 0	
2- 0	0- 0	0- 0		NEUTRAL	1- 0		0- 0		1- 0	
<hr/>										
10- 3	0- 1	0- 1		NON-CONFERENCE	2- 1		1- 0		7- 0	
6- 0	0- 0	0- 0		HOME	0- 0		1- 0		5- 0	
2- 3	0- 1	0- 1		AWAY	1- 1		0- 0		1- 0	
2- 0	0- 0	0- 0		NEUTRAL	1- 0		0- 0		1- 0	
<hr/>										
5- 4	0- 0	0- 4		CONFERENCE	4- 0		0- 0		1- 0	
3- 1	0- 0	0- 1		HOME	3- 0		0- 0		0- 0	
2- 3	0- 0	0- 3		AWAY	1- 0		0- 0		1- 0	
0- 0	0- 0	0- 0		NEUTRAL	0- 0		0- 0		0- 0	

RPI 1-25				RPI 26-50				RPI 51-100				Team's RPI: 51				RPI 101+			
RPI	S	Opponent	Score	RPI	S	Opponent	Score	RPI	S	Opponent	Score	RPI	S	Opponent	Score	RPI	S	Opponent	Score
24	A	Auburn	67 71	27	H	Ohio St.	82 92	53	H	Minnesota	78 62	110	H	Vanderbilt	94 61				
				31	A	Michigan	74 78	66	N	Florida	102 88	175	H	Oakland	84 59				
				37	A	North Carolina St.	70 84	90	A	Western Ky.	74 85	205	A	Wisconsin	78 54				
				42	A	Northwestern	67 80	92	A	Chattanooga	79 76	216	A	North Texas	94 64				
				46	A	Michigan St.	60 69	94	H	Purdue	74 60	240	H	Presbyterian	71 37				
								98	A	Penn St.	89 70	242	N	Stony Brook	74 60				
								98	H	Penn St.	72 66	266	H	Northern Ky.	100 49				
												322	H	Valparaiso	87 58				
												337	H	UMass Lowell	79 45				
LAST 12 Division I GAMES:																			
				46	A	Michigan St.	60 69	53	H	Minnesota	78 62								
				205	A	Wisconsin	78 54	27	H	Ohio St.	82 92								
				98	H	Penn St.	72 66	98	A	Penn St.	89 70								
				94	H	Purdue	74 60	242	N	Stony Brook	74 60								
				42	A	Northwestern	67 80	66	N	Florida	102 88								
				31	A	Michigan	74 78	175	H	Oakland	84 59								

Non-Div I Games:

Indiana

Loss, Non-Conf, S Site, H Home A Away N Neutral

Average RPI Win:	169	WON-LOST	WINNING	LAST 10	STRENGTH OF	OPP. STRENGTH	TEAM	ADJ.	CONF.	ADJ CONF.
Average RPI Loss:	30	RECORD	PCT. RANK	GAMES	SCHEDULE	OF SCHEDULE	RPI	RPI	RPI	RPI
DIV. I ONLY	15- 7	82	3- 7	75	45	52	52	1	1	
DIV. I NON-CONF.	12- 0	1	2- 0	216	176	31	31	1	1	
TOTALS	RPI 1-25	RPI 26-50	W-L RECORDS	RPI 51-100	RPI 101-150	RPI 150+				
15- 7	1- 2	0- 4	OVERALL	1- 1	6- 0	7- 0				
8- 3	0- 1	0- 2	HOME	0- 0	3- 0	5- 0				
4- 4	0- 1	0- 2	AWAY	1- 1	2- 0	1- 0				
3- 0	1- 0	0- 0	NEUTRAL	0- 0	1- 0	1- 0				
12- 0	1- 0	0- 0	NON-CONFERENCE	0- 0	4- 0	7- 0				
7- 0	0- 0	0- 0	HOME	0- 0	2- 0	5- 0				
2- 0	0- 0	0- 0	AWAY	0- 0	1- 0	1- 0				
3- 0	1- 0	0- 0	NEUTRAL	0- 0	1- 0	1- 0				
3- 7	0- 2	0- 4	CONFERENCE	1- 1	2- 0	0- 0				
1- 3	0- 1	0- 2	HOME	0- 0	1- 0	0- 0				
2- 4	0- 1	0- 2	AWAY	1- 1	1- 0	0- 0				
0- 0	0- 0	0- 0	NEUTRAL	0- 0	0- 0	0- 0				

RPI 1-25				RPI 26-50				RPI 51-100				Team's RPI: 52		RPI 101+			
RPI	S	Opponent	Score	RPI	S	Opponent	Score	RPI	S	Opponent	Score		RPI	S	Opponent	Score	
6	H	Oregon St.	56 66	26	A	Arizona St.	62 72	59	A	Washington St.	79 84		115	A	Arizona	74 64	
10	A	Washington	67 90	26	H	Arizona St.	45 54	79	A	Colorado	65 53		115	H	Arizona	71 60	
23	N	Oklahoma	82 74	38	H	Oregon	66 69						116	H	Duquesne	86 66	
				48	A	Utah	57 63						124	N	Southern Miss.	71 51	
													127	A	St. Mary's (CA)	74 67	
													146	H	Santa Clara	73 58	
													161	H	San Francisco	75 52	
													166	A	Nebraska	86 65	
													169	H	UC Riverside	71 56	
													261	H	Sacramento St.	97 73	
													301	H	CSU Bakersfield	86 63	
													309	H	Lehigh	96 63	
													323	N	Arkansas St.	80 55	
LAST 12 Division I GAMES:																	
59	A	Washington St.	79 84	38	H	Oregon	66 69										
10	A	Washington	67 90	6	H	Oregon St.	56 66										
115	H	Arizona	71 60	26	A	Arizona St.	62 72										
26	H	Arizona St.	45 54	115	A	Arizona	74 64										
48	A	Utah	57 63	323	N	Arkansas St.	80 55										
79	A	Colorado	65 53	23	N	Oklahoma	82 74										

Non-Div I Games:

California

■ Loss,
 ■ Non-Conf, S Site,
 ■ Home
 ■ Away
 N Neutral

Average RPI Win: 129		WON-LOST	WINNING	LAST 10	STRENGTH OF		OPP. STRENGTH	TEAM	ADJ.	CONF.	ADJ CONF.
Average RPI Loss: 40		RECORD	PCT. RANK	GAMES	SCHEDULE		OF SCHEDULE	RPI	RPI	RPI	RPI
DIV. I ONLY		11- 11	167	3- 7	6		44	53	53	6	6
DIV. I NON-CONF.		9- 4	85	2- 1	4		39	13	13	5	5
TOTALS		RPI 1-25	RPI 26-50		W-L RECORDS		RPI 51-100	RPI 101-150		RPI 150+	
11- 11	1- 3	1- 4		OVERALL		1- 3	3- 1		5- 0		
9- 4	1- 2	1- 2		HOME		1- 0	1- 0		5- 0		
2- 5	0- 1	0- 2		AWAY		0- 2	2- 0		0- 0		
0- 2	0- 0	0- 0		NEUTRAL		0- 1	0- 1		0- 0		
9- 4	1- 2	1- 0		NON-CONFERENCE		1- 1	3- 1		3- 0		
7- 1	1- 1	1- 0		HOME		1- 0	1- 0		3- 0		
2- 1	0- 1	0- 0		AWAY		0- 0	2- 0		0- 0		
0- 2	0- 0	0- 0		NEUTRAL		0- 1	0- 1		0- 0		
2- 7	0- 1	0- 4		CONFERENCE		0- 2	0- 0		2- 0		
2- 3	0- 1	0- 2		HOME		0- 0	0- 0		2- 0		
0- 4	0- 0	0- 2		AWAY		0- 2	0- 0		0- 0		
0- 0	0- 0	0- 0		NEUTRAL		0- 0	0- 0		0- 0		

RPI 1-25				RPI 26-50				RPI 51-100				RPI 101+			
RPI	S	Opponent	Score	RPI	S	Opponent	Score	RPI	S	Opponent	Score	RPI	S	Opponent	Score
3	A	South Carolina	58 98	27	A	Ohio St.	62 87	51	A	Indiana	62 78	105	N	Georgia	58 70
7	H	Florida St.	61 75	27	H	Ohio St.	76 88	56	A	Iowa	65 80	112	H	Kent St.	92 62
18	H	Maryland	72 83	31	A	Michigan	69 84	73	N	North Carolina	77 91	120	A	VCU	79 69
21	H	Harvard	103 87	40	H	Georgetown	68 60	78	H	Belmont	75 74	148	A	New Mexico	69 65
				46	H	Michigan St.	74 93					159	H	Detroit	111 91
												168	H	Army West Point	70 52
												181	H	Illinois	78 50
												183	H	Seton Hall	90 57
												205	H	Wisconsin	88 60
LAST 12 Division I GAMES:															
46	H	Michigan St.	74 93	51	A	Indiana	62 78								
27	H	Ohio St.	76 88	18	H	Maryland	72 83								
56	A	Iowa	65 80	27	A	Ohio St.	62 87								
181	H	Illinois	78 50	112	H	Kent St.	92 62								
31	A	Michigan	69 84	78	H	Belmont	75 74								
205	H	Wisconsin	88 60	3	A	South Carolina	58 98								

Non-Div I Games:

Minnesota

■ Loss,
■ Non-Conf, S Site,
■ Home
■ Away
N Neutral

Average RPI Win:	182	WON-LOST	WINNING	LAST 10	STRENGTH OF	OPP. STRENGTH	TEAM	ADJ.	CONF.	ADJ CONF.
Average RPI Loss:	53	RECORD	PCT. RANK	GAMES	SCHEDULE	OF SCHEDULE	RPI	RPI	RPI	RPI
DIV. I ONLY	14- 5	48	9- 1	106	95	54	54	16	16	
DIV. I NON-CONF.	6- 4	126	3- 0	23	14	42	42	14	14	
TOTALS	RPI 1-25	RPI 26-50	W-L RECORDS	RPI 51-100	RPI 101-150	RPI 150+				
14- 5	1- 0	1- 3	OVERALL	1- 2	1- 0	10- 0				
7- 2	1- 0	1- 2	HOME	0- 0	0- 0	5- 0				
5- 3	0- 0	0- 1	AWAY	1- 2	0- 0	4- 0				
2- 0	0- 0	0- 0	NEUTRAL	0- 0	1- 0	1- 0				
6- 4	1- 0	1- 2	NON-CONFERENCE	1- 2	1- 0	2- 0				
3- 1	1- 0	1- 1	HOME	0- 0	0- 0	1- 0				
1- 3	0- 0	0- 1	AWAY	1- 2	0- 0	0- 0				
2- 0	0- 0	0- 0	NEUTRAL	0- 0	1- 0	1- 0				
8- 1	0- 0	0- 1	CONFERENCE	0- 0	0- 0	8- 0				
4- 1	0- 0	0- 1	HOME	0- 0	0- 0	4- 0				
4- 0	0- 0	0- 0	AWAY	0- 0	0- 0	4- 0				
0- 0	0- 0	0- 0	NEUTRAL	0- 0	0- 0	0- 0				

RPI 1-25				RPI 26-50				RPI 51-100				Team's RPI: 54	RPI 101+			
RPI	S	Opponent	Score	RPI	S	Opponent	Score	RPI	S	Opponent	Score		RPI	S	Opponent	Score
17	H	Kansas St.	67 59	28	H	Creighton	50 49	56	A	Iowa	39 88		143	N	Idaho	76 74
				33	H	Drake	79 88	68	A	IUPUI	69 62		153	H	North Dakota	74 53
				41	H	South Dakota St.	50 61	91	A	Iowa St.	68 76		163	A	Missouri St.	61 54
				45	A	Oklahoma St.	57 81						171	A	Wichita St.	63 61
													187	H	Indiana St.	59 47
													200	H	Southern Ill.	79 49
													227	A	Bradley	72 53
													278	H	Evansville	54 40
													296	N	Denver	79 68
													302	H	Loyola Chicago	68 30
													313	A	Illinois St.	78 40
LAST 12 Division I GAMES:																
				33	H	Drake	79 88						200	H	Southern Ill.	79 49
				302	H	Loyola Chicago	68 30						171	A	Wichita St.	63 61
				187	H	Indiana St.	59 47						163	A	Missouri St.	61 54
				227	A	Bradley	72 53						17	H	Kansas St.	67 59
				313	A	Illinois St.	78 40						153	H	North Dakota	74 53
				278	H	Evansville	54 40						28	H	Creighton	50 49

Non-Div I Games: Wis.-Parkside 72 57

UNI

■ Loss,
■ Non-Conf,
■ S Site,
■ H Home
■ A Away
N Neutral

Quinnipiac

Through Games Of Feb. 2, 2017

Average RPI Win:	189	WON-LOST	WINNING	LAST 10	STRENGTH OF	OPP. STRENGTH	TEAM	ADJ.	CONF.	ADJ CONF.
Average RPI Loss:	106	RECORD	PCT. RANK	GAMES	SCHEDULE	OF SCHEDULE	RPI	RPI	RPI	RPI
DIV. I ONLY	17- 6	44	7- 3	114	161	55	55	17	17	
DIV. I NON-CONF.	7- 3	83	1- 0	8	112	17	17	16	16	
TOTALS	RPI 1-25	RPI 26-50	W-L RECORDS	RPI 51-100	RPI 101-150	RPI 150+				
17- 6	0- 1	0- 2	OVERALL	3- 0	3- 0	11- 3				
8- 1	0- 0	0- 1	HOME	1- 0	1- 0	6- 0				
7- 4	0- 0	0- 0	AWAY	1- 0	2- 0	4- 1				
2- 1	0- 1	0- 0	NEUTRAL	1- 0	0- 0	1- 0				
7- 3	0- 1	0- 2	NON-CONFERENCE	3- 0	1- 0	3- 0				
2- 1	0- 0	0- 1	HOME	1- 0	0- 0	1- 0				
3- 1	0- 0	0- 1	AWAY	1- 0	1- 0	1- 0				
2- 1	0- 1	0- 0	NEUTRAL	1- 0	0- 0	1- 0				
10- 3	0- 0	0- 0	CONFERENCE	0- 0	2- 0	8- 3				
6- 0	0- 0	0- 0	HOME	0- 0	1- 0	5- 0				
4- 3	0- 0	0- 0	AWAY	0- 0	1- 0	3- 3				
0- 0	0- 0	0- 0	NEUTRAL	0- 0	0- 0	0- 0				

RPI 1-25				RPI 26-50				RPI 51-100				Team's RPI: 55	RPI 101+			
RPI	S	Opponent	Score	RPI	S	Opponent	Score	RPI	S	Opponent	Score		RPI	S	Opponent	Score
6	N	Oregon St.	60 75	30	A	Temple	68 71	74	A	Dayton	63 60		129	A	Rider	91 79
				46	H	Michigan St.	54 71	88	H	FGCU	66 56		129	H	Rider	79 53
								96	N	Long Beach St.	63 60		133	A	Hartford	82 59
													151	A	Iona	44 58
													160	H	Northeastern	76 59
													170	A	Fairfield	52 65
													170	H	Fairfield	60 55
													179	N	New Mexico St.	49 46
													191	H	Siena	73 47
													222	A	Niagara	71 64
													222	H	Niagara	61 45
													235	A	Monmouth	58 61
													238	A	Canisius	64 53
													251	H	Manhattan	81 38
													306	A	Saint Peter's	84 51
													306	H	Saint Peter's	82 47
													314	A	Holy Cross	78 55
LAST 12 Division I GAMES:																
				170	A	Fairfield	52 65						251	H	Manhattan	81 38
				151	A	Iona	44 58						238	A	Canisius	64 53
				222	H	Niagara	61 45						222	A	Niagara	71 64
				129	H	Rider	79 53						306	H	Saint Peter's	82 47
				235	A	Monmouth	58 61						129	A	Rider	91 79
				170	H	Fairfield	60 55						96	N	Long Beach St.	63 60

Non-Div I Games:

Quinnipiac

Loss, Non-Conf, S Site, H Home A Away N Neutral

Average RPI Win:	144	WON-LOST	WINNING	LAST 10	STRENGTH OF	OPP. STRENGTH	TEAM	ADJ.	CONF.	ADJ CONF.
Average RPI Loss:	50	RECORD	PCT. RANK	GAMES	SCHEDULE	OF SCHEDULE	RPI	RPI	RPI	RPI
DIV. I ONLY	14- 8	103	6- 4	35	42	56	56	6	6	
DIV. I NON-CONF.	9- 4	85	2- 1	7	56	32	32	5	5	
TOTALS	RPI 1-25	RPI 26-50	W-L RECORDS	RPI 51-100	RPI 101-150	RPI 150+				
14- 8	0- 4	1- 2	OVERALL	3- 1	3- 0	7- 1				
11- 3	0- 2	0- 1	HOME	3- 0	3- 0	5- 0				
2- 4	0- 1	0- 1	AWAY	0- 1	0- 0	2- 1				
1- 1	0- 1	1- 0	NEUTRAL	0- 0	0- 0	0- 0				
9- 4	0- 2	1- 2	NON-CONFERENCE	2- 0	3- 0	3- 0				
7- 2	0- 1	0- 1	HOME	2- 0	3- 0	2- 0				
1- 1	0- 0	0- 1	AWAY	0- 0	0- 0	1- 0				
1- 1	0- 1	1- 0	NEUTRAL	0- 0	0- 0	0- 0				
5- 4	0- 2	0- 0	CONFERENCE	1- 1	0- 0	4- 1				
4- 1	0- 1	0- 0	HOME	1- 0	0- 0	3- 0				
1- 3	0- 1	0- 0	AWAY	0- 1	0- 0	1- 1				
0- 0	0- 0	0- 0	NEUTRAL	0- 0	0- 0	0- 0				

RPI	S	Opponent	Score	RPI	S	Opponent	Score	RPI	S	Opponent	Score	RPI	S	Opponent	Score
2	H	Notre Dame	58 73	33	A	Drake	76 81	53	H	Minnesota	80 65	112	H	Kent St.	83 48
9	N	UCLA	65 78	41	H	South Dakota St.	64 66	54	H	UNI	88 39	141	H	Hampton	84 51
18	A	Maryland	81 100	44	N	James Madison	90 75	91	H	Iowa St.	88 76	145	H	Oral Roberts	96 76
18	H	Maryland	82 98					98	A	Penn St.	58 71	153	A	North Dakota	75 60
												166	H	Nebraska	75 72
												181	A	Illinois	65 70
												181	H	Illinois	78 58
												184	A	Rutgers	71 59
												184	H	Rutgers	71 57
												230	H	Robert Morris	81 60
												274	H	Massachusetts	71 30
LAST 12 Division I GAMES:															
184	H	Rutgers	71 57	98	A	Penn St.	58 71	166	H	Nebraska	75 72	181	A	Illinois	65 70
18	A	Maryland	81 100	166	H	Nebraska	75 72	112	H	Kent St.	83 48	33	A	Drake	76 81
53	H	Minnesota	80 65	181	A	Illinois	65 70	230	H	Robert Morris	81 60				
184	A	Rutgers	71 59	112	H	Kent St.	83 48								
18	H	Maryland	82 98	33	A	Drake	76 81								
181	H	Illinois	78 58	230	H	Robert Morris	81 60								

Non-Div I Games:

Iowa

Average RPI Win:	154	WON-LOST	WINNING	LAST 10	STRENGTH OF	OPP. STRENGTH	TEAM	ADJ.	CONF.	ADJ CONF.
Average RPI Loss:	48	RECORD	PCT. RANK	GAMES	SCHEDULE	OF SCHEDULE	RPI	RPI	RPI	RPI
DIV. I ONLY	13- 9	127	3- 7	31	51	57	57	3	3	
DIV. I NON-CONF.	11- 2	24	2- 1	100	139	40	40	4	4	
TOTALS	RPI 1-25	RPI 26-50	W-L RECORDS	RPI 51-100	RPI 101-150	RPI 150+				
13- 9	0- 4	2- 1	OVERALL	2- 2	2- 2	7- 0				
8- 4	0- 3	1- 1	HOME	0- 0	2- 0	5- 0				
3- 5	0- 1	0- 0	AWAY	1- 2	0- 2	2- 0				
2- 0	0- 0	1- 0	NEUTRAL	1- 0	0- 0	0- 0				
11- 2	0- 0	1- 1	NON-CONFERENCE	2- 0	2- 1	6- 0				
7- 1	0- 0	0- 1	HOME	0- 0	2- 0	5- 0				
2- 1	0- 0	0- 0	AWAY	1- 0	0- 1	1- 0				
2- 0	0- 0	1- 0	NEUTRAL	1- 0	0- 0	0- 0				
2- 7	0- 4	1- 0	CONFERENCE	0- 2	0- 1	1- 0				
1- 3	0- 3	1- 0	HOME	0- 0	0- 0	0- 0				
1- 4	0- 1	0- 0	AWAY	0- 2	0- 1	1- 0				
0- 0	0- 0	0- 0	NEUTRAL	0- 0	0- 0	0- 0				

RPI 1-25				RPI 26-50				RPI 51-100				Team's RPI: 57	RPI 101+			
RPI	S	Opponent	Score	RPI	S	Opponent	Score	RPI	S	Opponent	Score		RPI	S	Opponent	Score
2	H	Notre Dame	38 55	31	H	Michigan	52 92	63	A	Wake Forest	65 70		105	H	Georgia	52 45
7	H	Florida St.	63 69	32	N	Missouri	72 70	65	A	Virginia	64 65		117	H	Mercer	70 50
12	H	Duke	68 75	36	H	Syracuse	75 66	74	N	Dayton	81 68		119	A	Alabama	65 67
14	A	Louisville	51 91					83	A	Middle Tenn.	61 60		122	A	Clemson	61 62
													165	A	Boston College	71 67
													185	H	Appalachian St.	81 52
													199	H	Alabama St.	70 48
													208	H	Princeton	67 51
													232	H	Samford	62 57
													272	H	Georgia St.	73 42
													299	A	Kennesaw St.	86 49
LAST 12 Division I GAMES:																
				65	A	Virginia	64 65					165	A	Boston College	71 67	
				122	A	Clemson	61 62					12	H	Duke	68 75	
				7	H	Florida St.	63 69					2	H	Notre Dame	38 55	
				63	A	Wake Forest	65 70					208	H	Princeton	67 51	
				14	A	Louisville	51 91					83	A	Middle Tenn.	61 60	
				36	H	Syracuse	75 66					119	A	Alabama	65 67	

Non-Div I Games:

Georgia Tech

Average RPI Win:	207	WON-LOST	WINNING	LAST 10	STRENGTH OF	OPP. STRENGTH	TEAM	ADJ.	CONF.	ADJ CONF.
Average RPI Loss:	39	RECORD	PCT. RANK	GAMES	SCHEDULE	OF SCHEDULE	RPI	RPI	RPI	RPI
DIV. I ONLY	16- 6	52	1- 1	109	118	58	58	22	22	
DIV. I NON-CONF.	6- 6	165	0- 1	16	23	58	58	19	19	
TOTALS	RPI 1-25	RPI 26-50	W-L RECORDS	RPI 51-100	RPI 101-150	RPI 150+				
16- 6	0- 3	0- 2	OVERALL	1- 0	3- 1	12- 0				
9- 2	0- 2	0- 0	HOME	1- 0	2- 0	6- 0				
7- 4	0- 1	0- 2	AWAY	0- 0	1- 1	6- 0				
0- 0	0- 0	0- 0	NEUTRAL	0- 0	0- 0	0- 0				
6- 6	0- 3	0- 2	NON-CONFERENCE	0- 0	3- 1	3- 0				
3- 2	0- 2	0- 0	HOME	0- 0	2- 0	1- 0				
3- 4	0- 1	0- 2	AWAY	0- 0	1- 1	2- 0				
0- 0	0- 0	0- 0	NEUTRAL	0- 0	0- 0	0- 0				
10- 0	0- 0	0- 0	CONFERENCE	1- 0	0- 0	9- 0				
6- 0	0- 0	0- 0	HOME	1- 0	0- 0	5- 0				
4- 0	0- 0	0- 0	AWAY	0- 0	0- 0	4- 0				
0- 0	0- 0	0- 0	NEUTRAL	0- 0	0- 0	0- 0				

RPI 1-25				RPI 26-50				RPI 51-100				RPI 101+			
RPI	S	Opponent	Score	RPI	S	Opponent	Score	RPI	S	Opponent	Score	RPI	S	Opponent	Score
4	H	Mississippi St.	44 58	29	A	LSU	49 69	100	H	Troy	77 74	111	H	Saint Louis	56 43
20	H	Texas A&M	37 55	34	A	Green Bay	31 57					121	A	Fordham	43 65
23	A	Oklahoma	58 68									140	A	Tulsa	63 58
												145	H	Oral Roberts	56 50
												163	A	Missouri St.	58 47
												185	A	Appalachian St.	77 69
												185	H	Appalachian St.	67 55
												186	A	Memphis	54 44
												204	A	Louisiana	82 64
												204	H	Louisiana	64 60
												216	H	North Texas	55 44
												246	H	South Ala.	71 54
												249	A	Coastal Caro.	74 66
												323	H	Arkansas St.	73 59
												331	A	La.-Monroe	92 47
												331	H	La.-Monroe	78 34
LAST 12 Division I GAMES:															
121	A	Fordham	43 65	323	H	Arkansas St.	73 59								
185	H	Appalachian St.	67 55	185	A	Appalachian St.	77 69								
204	A	Louisiana	82 64	249	A	Coastal Caro.	74 66								
331	A	La.-Monroe	92 47	331	H	La.-Monroe	78 34								
246	H	South Ala.	71 54	204	H	Louisiana	64 60								
100	H	Troy	77 74	29	A	LSU	49 69								

Non-Div I Games:

Little Rock

■ Loss,
■ Non-Conf,
■ S Site,
■ H Home
■ A Away
N Neutral

Average RPI Win:	116	WON-LOST	WINNING	LAST 10	STRENGTH OF	OPP. STRENGTH	TEAM	ADJ.	CONF.	ADJ CONF.
Average RPI Loss:	43	RECORD	PCT. RANK	GAMES	SCHEDULE	OF SCHEDULE	RPI	RPI	RPI	RPI
DIV. I ONLY	9- 12	211	4- 6	4	14	59	59	1	1	
DIV. I NON-CONF.	5- 6	186	0- 2	17	70	108	108	1	1	
TOTALS	RPI 1-25	RPI 26-50	W-L RECORDS	RPI 51-100	RPI 101-150	RPI 150+				
9- 12	1- 6	1- 2	OVERALL	2- 2	1- 2	4- 0				
7- 4	1- 2	0- 1	HOME	2- 1	1- 0	3- 0				
1- 7	0- 3	1- 1	AWAY	0- 1	0- 2	0- 0				
1- 1	0- 1	0- 0	NEUTRAL	0- 0	0- 0	1- 0				
5- 6	0- 2	0- 1	NON-CONFERENCE	0- 2	1- 1	4- 0				
4- 2	0- 0	0- 1	HOME	0- 1	1- 0	3- 0				
0- 3	0- 1	0- 0	AWAY	0- 1	0- 1	0- 0				
1- 1	0- 1	0- 0	NEUTRAL	0- 0	0- 0	1- 0				
4- 6	1- 4	1- 1	CONFERENCE	2- 0	0- 1	0- 0				
3- 2	1- 2	0- 0	HOME	2- 0	0- 0	0- 0				
1- 4	0- 2	1- 1	AWAY	0- 0	0- 1	0- 0				
0- 0	0- 0	0- 0	NEUTRAL	0- 0	0- 0	0- 0				

RPI 1-25				RPI 26-50				RPI 51-100 Team's RPI: 59				RPI 101+			
RPI	S	Opponent	Score	RPI	S	Opponent	Score	RPI	S	Opponent	Score	RPI	S	Opponent	Score
6	A	Oregon St.	58 80	26	A	Arizona St.	49 68	52	H	California	84 79	111	A	Saint Louis	70 73
8	H	Stanford	54 76	38	A	Oregon	75 59	72	H	Southern California	74 57	115	A	Arizona	55 56
9	H	UCLA	82 73	45	H	Oklahoma St.	72 79	75	H	Boise St.	73 77	127	H	St. Mary's (CA)	85 69
10	A	Washington	63 94					81	A	Gonzaga	61 79	161	H	San Francisco	73 35
10	H	Washington	44 87									166	N	Nebraska	79 65
15	A	Kentucky	67 69									197	H	Loyola Marymount	92 45
18	N	Maryland	69 79									218	H	San Diego	83 73
LAST 12 Division I GAMES:															
52	H	California	84 79	9	H	UCLA	82 73								
8	H	Stanford	54 76	38	A	Oregon	75 59								
10	H	Washington	44 87	6	A	Oregon St.	58 80								
115	A	Arizona	55 56	10	A	Washington	63 94								
26	A	Arizona St.	49 68	15	A	Kentucky	67 69								
72	H	Southern California	74 57	111	A	Saint Louis	70 73								

Non-Div I Games:

Washington St.

■ Loss,
 ■ Non-Conf,
 ■ S Site,
 ■ H Home
 ■ A Away
 N Neutral

Average RPI Win:	140	WON-LOST	WINNING	LAST 10	STRENGTH OF	OPP. STRENGTH	TEAM	ADJ.	CONF.	ADJ CONF.
Average RPI Loss:	43	RECORD	PCT. RANK	GAMES	SCHEDULE	OF SCHEDULE	RPI	RPI	RPI	RPI
DIV. I ONLY	11- 10	155	3- 7	11	24	60	60	4	4	
DIV. I NON-CONF.	8- 3	67	2- 0	31	136	30	30	3	3	
TOTALS	RPI 1-25	RPI 26-50	W-L RECORDS	RPI 51-100	RPI 101-150	RPI 150+				
11- 10	0- 7	3- 1	OVERALL	1- 0	3- 2	4- 0				
10- 2	0- 2	3- 0	HOME	1- 0	2- 0	4- 0				
0- 8	0- 5	0- 1	AWAY	0- 0	0- 2	0- 0				
1- 0	0- 0	0- 0	NEUTRAL	0- 0	1- 0	0- 0				
8- 3	0- 2	1- 0	NON-CONFERENCE	0- 0	3- 1	4- 0				
7- 0	0- 0	1- 0	HOME	0- 0	2- 0	4- 0				
0- 3	0- 2	0- 0	AWAY	0- 0	0- 1	0- 0				
1- 0	0- 0	0- 0	NEUTRAL	0- 0	1- 0	0- 0				
3- 7	0- 5	2- 1	CONFERENCE	1- 0	0- 1	0- 0				
3- 2	0- 2	2- 0	HOME	1- 0	0- 0	0- 0				
0- 5	0- 3	0- 1	AWAY	0- 0	0- 1	0- 0				
0- 0	0- 0	0- 0	NEUTRAL	0- 0	0- 0	0- 0				

RPI 1-25				RPI 26-50				RPI 51-100				RPI 101+			
RPI	S	Opponent	Score	RPI	S	Opponent	Score	RPI	S	Opponent	Score	RPI	S	Opponent	Score
11	A	Texas	47 67	45	H	Oklahoma St.	70 65	91	H	Iowa St.	75 66	113	H	Central Ark.	79 45
11	H	Texas	57 77	49	A	West Virginia	79 89					121	N	Fordham	59 50
17	A	Kansas St.	54 68	49	H	West Virginia	75 66					125	A	Arkansas	60 66
17	H	Kansas St.	53 65	50	H	UT Arlington	79 60					135	A	Kansas	60 66
19	A	Miami (FL)	56 74									148	H	New Mexico	69 58
20	A	Texas A&M	90 98									153	H	North Dakota	90 80
23	A	Oklahoma	45 66									178	H	Houston	84 60
												289	H	Prairie View	85 43
												298	H	Alcorn	90 37
LAST 12 Division I GAMES:															
17	H	Kansas St.	53 65	17	A	Kansas St.	54 68								
135	A	Kansas	60 66	91	H	Iowa St.	75 66								
49	A	West Virginia	79 89	45	H	Oklahoma St.	70 65								
11	H	Texas	57 77	11	A	Texas	47 67								
23	A	Oklahoma	45 66	50	H	UT Arlington	79 60								
49	H	West Virginia	75 66	298	H	Alcorn	90 37								

Non-Div I Games:

Texas Tech

■ Loss,
■ Non-Conf, S Site,
■ Home
■ Away
N Neutral

Average RPI Win:	186	WON-LOST	WINNING	LAST 10	STRENGTH OF	OPP. STRENGTH	TEAM	ADJ.	CONF.	ADJ CONF.
Average RPI Loss:	116	RECORD	PCT. RANK	GAMES	SCHEDULE	OF SCHEDULE	RPI	RPI	RPI	RPI
DIV. I ONLY	16- 5	34	7- 3	158	131	61	61	10	10	
DIV. I NON-CONF.	9- 2	37	1- 1	222	170	68	68	11	11	
TOTALS	RPI 1-25	RPI 26-50	W-L RECORDS	RPI 51-100	RPI 101-150	RPI 150+				
16- 5	0- 0	0- 1	OVERALL	4- 2	1- 1	11- 1				
9- 1	0- 0	0- 0	HOME	1- 0	1- 1	7- 0				
7- 4	0- 0	0- 1	AWAY	3- 2	0- 0	4- 1				
0- 0	0- 0	0- 0	NEUTRAL	0- 0	0- 0	0- 0				
9- 2	0- 0	0- 1	NON-CONFERENCE	2- 0	1- 0	6- 1				
6- 0	0- 0	0- 0	HOME	0- 0	1- 0	5- 0				
3- 2	0- 0	0- 1	AWAY	2- 0	0- 0	1- 1				
0- 0	0- 0	0- 0	NEUTRAL	0- 0	0- 0	0- 0				
7- 3	0- 0	0- 0	CONFERENCE	2- 2	0- 1	5- 0				
3- 1	0- 0	0- 0	HOME	1- 0	0- 1	2- 0				
4- 2	0- 0	0- 0	AWAY	1- 2	0- 0	3- 0				
0- 0	0- 0	0- 0	NEUTRAL	0- 0	0- 0	0- 0				

RPI 1-25				RPI 26-50				RPI 51-100				Team's RPI: 61				RPI 101+			
RPI	S	Opponent	Score	RPI	S	Opponent	Score	RPI	S	Opponent	Score	RPI	S	Opponent	Score	RPI	S	Opponent	Score
				31	A	Michigan	46 69					68	A	IUPUI	71 65	112	H	Kent St.	65 68
												71	H	Buffalo	83 55	116	H	Duquesne	64 46
												80	A	Central Mich.	59 64	167	H	Western Mich.	80 67
												83	A	Middle Tenn.	73 52	181	H	Illinois	80 68
												86	A	Northern Ill.	80 88	189	A	Akron	85 69
												87	A	Toledo	64 55	196	H	Binghamton	63 55
																215	A	Miami (OH)	79 62
																247	H	Murray St.	79 70
																256	A	Bowling Green	69 58
																259	H	Eastern Mich.	68 51
																265	H	UT Martin	72 55
																266	H	Northern Ky.	58 41
																273	A	N.C. A&T	57 63
																308	A	High Point	76 48
LAST 12 Division I GAMES:																			
				80	A	Central Mich.	59 64					189	A	Akron	85 69				
				215	A	Miami (OH)	79 62					86	A	Northern Ill.	80 88				
				167	H	Western Mich.	80 67					71	H	Buffalo	83 55				
				259	H	Eastern Mich.	68 51					256	A	Bowling Green	69 58				
				87	A	Toledo	64 55					273	A	N.C. A&T	57 63				
				112	H	Kent St.	65 68					181	H	Illinois	80 68				

Non-Div I Games:

Ohio

■ Loss,
 ■ Non-Conf,
 ■ S Site,
 ■ Home
 ■ A Away
 N Neutral

Average RPI Win:	198	WON-LOST	WINNING	LAST 10	STRENGTH OF	OPP. STRENGTH	TEAM	ADJ.	CONF.	ADJ CONF.
Average RPI Loss:	133	RECORD	PCT. RANK	GAMES	SCHEDULE	OF SCHEDULE	RPI	RPI	RPI	RPI
DIV. I ONLY	13- 5	60	8- 2	148	222	62	62	18	18	
DIV. I NON-CONF.	5- 3	121	2- 0	270	106	118	118	18	18	
TOTALS	RPI 1-25	RPI 26-50	W-L RECORDS	RPI 51-100	RPI 101-150	RPI 150+				
13- 5	0- 0	0- 1	OVERALL	0- 0	5- 2	8- 2				
6- 0	0- 0	0- 0	HOME	0- 0	2- 0	4- 0				
6- 5	0- 0	0- 1	AWAY	0- 0	2- 2	4- 2				
1- 0	0- 0	0- 0	NEUTRAL	0- 0	1- 0	0- 0				
5- 3	0- 0	0- 1	NON-CONFERENCE	0- 0	1- 1	4- 1				
2- 0	0- 0	0- 0	HOME	0- 0	0- 0	2- 0				
2- 3	0- 0	0- 1	AWAY	0- 0	0- 1	2- 1				
1- 0	0- 0	0- 0	NEUTRAL	0- 0	1- 0	0- 0				
8- 2	0- 0	0- 0	CONFERENCE	0- 0	4- 1	4- 1				
4- 0	0- 0	0- 0	HOME	0- 0	2- 0	2- 0				
4- 2	0- 0	0- 0	AWAY	0- 0	2- 1	2- 1				
0- 0	0- 0	0- 0	NEUTRAL	0- 0	0- 0	0- 0				

RPI S	Opponent	Score	RPI S	Opponent	Score	RPI S	Opponent	Score	RPI S	Opponent	Score
48	A Utah	64 74							102	A Northern Colo.	58 66
									104	A UC Davis	62 70
									143	A Idaho	66 61
									143	H Idaho	80 64
									146	N Santa Clara	77 50
									149	A Eastern Wash.	72 61
									149	H Eastern Wash.	88 83
									153	A North Dakota	74 71
									201	A Idaho St.	59 67
									207	A Pacific	72 66
									210	A Utah St.	56 64
									224	H Seattle U	75 56
									241	H Portland St.	83 76
									243	A Weber St.	83 68
									252	H Cal Poly	71 52
									261	H Sacramento St.	84 80
									269	A Portland	70 66
LAST 12 Division I GAMES:											
149	A Eastern Wash.	72 61	143	H Idaho	80 64						
143	A Idaho	66 61	149	H Eastern Wash.	88 83						
241	H Portland St.	83 76	201	A Idaho St.	59 67						
261	H Sacramento St.	84 80	243	A Weber St.	83 68						
102	A Northern Colo.	58 66	252	H Cal Poly	71 52						
153	A North Dakota	74 71	269	A Portland	70 66						

Non-Div I Games: Carroll (MT) 75 44 Great Falls 75 42

Montana St.

Loss, Non-Conf, S Site, H Home A Away N Neutral

Wake Forest

Through Games Of Feb. 2, 2017

Average RPI Win:	150	WON-LOST	WINNING	LAST 10	STRENGTH OF	OPP. STRENGTH	TEAM	ADJ.	CONF.	ADJ CONF.
Average RPI Loss:	55	RECORD	PCT. RANK	GAMES	SCHEDULE	OF SCHEDULE	RPI	RPI	RPI	RPI
DIV. I ONLY	13- 9	127	4- 6	44	33	63	63	3	3	
DIV. I NON-CONF.	9- 4	85	2- 1	121	78	76	76	4	4	
TOTALS	RPI 1-25	RPI 26-50	W-L RECORDS	RPI 51-100	RPI 101-150	RPI 150+				
13- 9	1- 3	0- 4	OVERALL	2- 0	3- 1	7- 1				
10- 3	0- 1	0- 1	HOME	1- 0	3- 1	6- 0				
3- 6	1- 2	0- 3	AWAY	1- 0	0- 0	1- 1				
0- 0	0- 0	0- 0	NEUTRAL	0- 0	0- 0	0- 0				
9- 4	1- 0	0- 2	NON-CONFERENCE	0- 0	2- 1	6- 1				
7- 1	0- 0	0- 0	HOME	0- 0	2- 1	5- 0				
2- 3	1- 0	0- 2	AWAY	0- 0	0- 0	1- 1				
0- 0	0- 0	0- 0	NEUTRAL	0- 0	0- 0	0- 0				
4- 5	0- 3	0- 2	CONFERENCE	2- 0	1- 0	1- 0				
3- 2	0- 1	0- 1	HOME	1- 0	1- 0	1- 0				
1- 3	0- 2	0- 1	AWAY	1- 0	0- 0	0- 0				
0- 0	0- 0	0- 0	NEUTRAL	0- 0	0- 0	0- 0				

RPI S	Opponent	Score	RPI S	Opponent	Score	RPI S	Opponent	Score	RPI S	Opponent	Score
2	A Notre Dame	72 92	29	A LSU	57 60	57	H Georgia Tech	70 65	106	H Navy	75 65
12	A Duke	43 71	37	H North Carolina St.	50 65	73	A North Carolina	80 77	120	H VCU	60 54
19	H Miami (FL)	56 79	43	A Virginia Tech	70 72				122	H Clemson	68 56
25	A Elon	78 68	44	A James Madison	76 83				123	H Radford	60 68
									165	H Boston College	71 55
									174	H Xavier	58 45
									181	A Illinois	79 70
									183	A Seton Hall	63 70
									184	H Rutgers	55 43
									232	H Samford	51 40
									248	H Furman	59 52
									259	H Eastern Mich.	89 61
LAST 12 Division I GAMES:											
19	H Miami (FL)	56 79	122	H Clemson	68 56						
12	A Duke	43 71	37	H North Carolina St.	50 65						
165	H Boston College	71 55	2	A Notre Dame	72 92						
57	H Georgia Tech	70 65	44	A James Madison	76 83						
73	A North Carolina	80 77	120	H VCU	60 54						
43	A Virginia Tech	70 72	232	H Samford	51 40						

Non-Div I Games:

Wake Forest

■ Loss,
 ■ Non-Conf,
 ■ S Site,
 ■ H Home
 ■ A Away
 N Neutral

Average RPI Win:	155	WON-LOST	WINNING	LAST 10	STRENGTH OF	OPP. STRENGTH	TEAM	ADJ.	CONF.	ADJ CONF.
Average RPI Loss:	46	RECORD	PCT. RANK	GAMES	SCHEDULE	OF SCHEDULE	RPI	RPI	RPI	RPI
DIV. I ONLY	11- 10	155	7- 3	23	55	64	64	7	7	
DIV. I NON-CONF.	5- 6	186	1- 1	13	51	80	80	7	7	
TOTALS	RPI 1-25	RPI 26-50	W-L RECORDS	RPI 51-100	RPI 101-150	RPI 150+				
11- 10	0- 3	1- 4	OVERALL	2- 2	2- 1	6- 0				
5- 4	0- 1	1- 2	HOME	1- 1	0- 0	3- 0				
5- 3	0- 1	0- 2	AWAY	0- 0	2- 0	3- 0				
1- 3	0- 1	0- 0	NEUTRAL	1- 1	0- 1	0- 0				
5- 6	0- 2	0- 1	NON-CONFERENCE	1- 2	2- 1	2- 0				
2- 2	0- 0	0- 1	HOME	0- 1	0- 0	2- 0				
2- 1	0- 1	0- 0	AWAY	0- 0	2- 0	0- 0				
1- 3	0- 1	0- 0	NEUTRAL	1- 1	0- 1	0- 0				
6- 4	0- 1	1- 3	CONFERENCE	1- 0	0- 0	4- 0				
3- 2	0- 1	1- 1	HOME	1- 0	0- 0	1- 0				
3- 2	0- 0	0- 2	AWAY	0- 0	0- 0	3- 0				
0- 0	0- 0	0- 0	NEUTRAL	0- 0	0- 0	0- 0				

RPI 1-25				RPI 26-50				RPI 51-100 Team's RPI: 64				RPI 101+			
RPI	S	Opponent	Score	RPI	S	Opponent	Score	RPI	S	Opponent	Score	RPI	S	Opponent	Score
4	N	Mississippi St.	62 108	28	A	Creighton	46 60	69	H	George Washington	69 72	120	N	VCU	66 68
12	A	Duke	50 68	30	H	Temple	48 83	84	H	St. John's (NY)	55 50	137	A	Saint Joseph's	62 54
16	H	DePaul	50 80	39	H	Marquette	71 77	94	N	Purdue	58 44	150	A	Penn	60 48
				40	A	Georgetown	49 54	100	N	Troy	85 93	154	A	Providence	64 59
				40	H	Georgetown	71 50					158	H	La Salle	52 49
												174	A	Xavier	72 47
												183	H	Seton Hall	69 52
												223	A	Butler	70 69
												309	H	Lehigh	59 37
LAST 12 Division I GAMES:															
40	A	Georgetown	49 54	28	A	Creighton	46 60								
174	A	Xavier	72 47	154	A	Providence	64 59								
223	A	Butler	70 69	40	H	Georgetown	71 50								
150	A	Penn	60 48	16	H	DePaul	50 80								
84	H	St. John's (NY)	55 50	39	H	Marquette	71 77								
183	H	Seton Hall	69 52	12	A	Duke	50 68								

Non-Div I Games:

Villanova

■ Loss,
■ Non-Conf, S Site,
■ Home
■ Away
N Neutral

Average RPI Win:	173	WON-LOST	WINNING	LAST 10	STRENGTH OF	OPP. STRENGTH	TEAM	ADJ.	CONF.	ADJ CONF.
Average RPI Loss:	55	RECORD	PCT. RANK	GAMES	SCHEDULE	OF SCHEDULE	RPI	RPI	RPI	RPI
DIV. I ONLY	15- 7	82	5- 5	130	32	65	65	3	3	
DIV. I NON-CONF.	11- 2	24	3- 0	272	79	82	82	4	4	
TOTALS	RPI 1-25	RPI 26-50	W-L RECORDS	RPI 51-100	RPI 101-150	RPI 150+				
15- 7	0- 2	1- 2	OVERALL	3- 2	2- 1	9- 0				
10- 1	0- 1	1- 0	HOME	3- 0	0- 0	6- 0				
4- 5	0- 1	0- 2	AWAY	0- 1	2- 1	2- 0				
1- 1	0- 0	0- 0	NEUTRAL	0- 1	0- 0	1- 0				
11- 2	0- 0	0- 1	NON-CONFERENCE	2- 1	1- 0	8- 0				
7- 0	0- 0	0- 0	HOME	2- 0	0- 0	5- 0				
3- 1	0- 0	0- 1	AWAY	0- 0	1- 0	2- 0				
1- 1	0- 0	0- 0	NEUTRAL	0- 1	0- 0	1- 0				
4- 5	0- 2	1- 1	CONFERENCE	1- 1	1- 1	1- 0				
3- 1	0- 1	1- 0	HOME	1- 0	0- 0	1- 0				
1- 4	0- 1	0- 1	AWAY	0- 1	1- 1	0- 0				
0- 0	0- 0	0- 0	NEUTRAL	0- 0	0- 0	0- 0				

RPI 1-25				RPI 26-50				RPI 51-100 Team's RPI: 65				RPI 101+			
RPI	S	Opponent	Score	RPI	S	Opponent	Score	RPI	S	Opponent	Score	RPI	S	Opponent	Score
2	A	Notre Dame	74 82	36	A	Syracuse	49 54	57	H	Georgia Tech	65 64	105	A	Georgia	66 43
14	H	Louisville	81 86	42	A	Northwestern	60 69	73	A	North Carolina	58 67	122	A	Clemson	69 37
				43	H	Virginia Tech	76 27	74	H	Dayton	66 56	131	A	Pittsburgh	54 62
								83	H	Middle Tenn.	63 51	165	H	Boston College	62 55
								84	N	St. John's (NY)	55 66	166	N	Nebraska	73 51
												184	H	Rutgers	62 54
												229	H	UMES	60 50
												244	A	Richmond	63 56
												250	H	UMBC	56 30
												256	A	Bowling Green	67 47
												293	H	Coppin St.	103 40
												318	H	Ill.-Chicago	76 39
LAST 12 Division I GAMES:															
57	H	Georgia Tech	65 64	73	A	North Carolina	58 67								
2	A	Notre Dame	74 82	14	H	Louisville	81 86								
43	H	Virginia Tech	76 27	36	A	Syracuse	49 54								
131	A	Pittsburgh	54 62	74	H	Dayton	66 56								
122	A	Clemson	69 37	250	H	UMBC	56 30								
165	H	Boston College	62 55	229	H	UMES	60 50								

Non-Div I Games:

Virginia

■ Loss,
 ■ Non-Conf, S Site,
 ■ Home
 ■ Away
 N Neutral

Average RPI Win: 199		WON-LOST	WINNING	LAST 10	STRENGTH OF	OPP. STRENGTH	TEAM	ADJ.	CONF.	ADJ CONF.
Average RPI Loss: 22		RECORD	PCT. RANK	GAMES	SCHEDULE	OF SCHEDULE	RPI	RPI	RPI	RPI
DIV. I ONLY		11- 11	167	3- 7	37	41	66	66	2	2
DIV. I NON-CONF.		9- 4	85	2- 1	130	182	63	63	2	2
TOTALS		RPI 1-25	RPI 26-50		W-L RECORDS		RPI 51-100	RPI 101-150	RPI 150+	
11- 11	0- 7	1- 3		OVERALL		2- 1	2- 0	6- 0		
1- 4	0- 4	0- 0		HOME		0- 0	0- 0	1- 0		
4- 6	0- 3	0- 3		AWAY		1- 0	2- 0	1- 0		
6- 1	0- 0	1- 0		NEUTRAL		1- 1	0- 0	4- 0		
9- 4	0- 1	1- 2		NON-CONFERENCE		2- 1	0- 0	6- 0		
1- 0	0- 0	0- 0		HOME		0- 0	0- 0	1- 0		
2- 3	0- 1	0- 2		AWAY		1- 0	0- 0	1- 0		
6- 1	0- 0	1- 0		NEUTRAL		1- 1	0- 0	4- 0		
2- 7	0- 6	0- 1		CONFERENCE		0- 0	2- 0	0- 0		
0- 4	0- 4	0- 0		HOME		0- 0	0- 0	0- 0		
2- 3	0- 2	0- 1		AWAY		0- 0	2- 0	0- 0		
0- 0	0- 0	0- 0		NEUTRAL		0- 0	0- 0	0- 0		

RPI 1-25				RPI 26-50				RPI 51-100 Team's RPI: 66				RPI 101+			
RPI	S	Opponent	Score	RPI	S	Opponent	Score	RPI	S	Opponent	Score	RPI	S	Opponent	Score
3	H	South Carolina	62 81	26	A	Arizona St.	63 69	51	N	Indiana	88 102	105	A	Georgia	76 68
4	A	Mississippi St.	49 82	29	A	LSU	67 78	92	A	Chattanooga	72 61	110	A	Vanderbilt	93 73
7	A	Florida St.	58 83	30	N	Temple	83 76	96	N	Long Beach St.	83 53	231	N	Wofford	74 51
13	H	Tennessee	75 84	42	A	Northwestern	68 73					246	N	South Ala.	85 33
20	A	Texas A&M	76 84									273	N	N.C. A&T	67 38
20	H	Texas A&M	59 67									323	A	Arkansas St.	71 60
24	H	Auburn	75 82									336	H	Southeastern La.	102 51
												346	N	Florida A&M	78 65
LAST 12 Division I GAMES:															
20	A	Texas A&M	76 84	3	H	South Carolina	62 81								
110	A	Vanderbilt	93 73	29	A	LSU	67 78								
13	H	Tennessee	75 84	24	H	Auburn	75 82								
105	A	Georgia	76 68	336	H	Southeastern La.	102 51								
20	H	Texas A&M	59 67	346	N	Florida A&M	78 65								
4	A	Mississippi St.	49 82	51	N	Indiana	88 102								

Non-Div I Games:

Florida

Average RPI Win:	187	WON-LOST	WINNING	LAST 10	STRENGTH OF	OPP. STRENGTH	TEAM	ADJ.	CONF.	ADJ CONF.
Average RPI Loss:	147	RECORD	PCT. RANK	GAMES	SCHEDULE	OF SCHEDULE	RPI	RPI	RPI	RPI
DIV. I ONLY	17- 4	19	8- 2	203	145	67	67	11	11	
DIV. I NON-CONF.	9- 2	37	2- 0	119	197	35	35	9	9	
TOTALS	RPI 1-25	RPI 26-50	W-L RECORDS	RPI 51-100	RPI 101-150	RPI 150+				
17- 4	0- 0	1- 0	OVERALL	2- 2	3- 1	11- 1				
8- 1	0- 0	1- 0	HOME	1- 1	1- 0	5- 0				
6- 3	0- 0	0- 0	AWAY	0- 1	2- 1	4- 1				
3- 0	0- 0	0- 0	NEUTRAL	1- 0	0- 0	2- 0				
9- 2	0- 0	0- 0	NON-CONFERENCE	1- 1	2- 1	6- 0				
3- 0	0- 0	0- 0	HOME	0- 0	1- 0	2- 0				
3- 2	0- 0	0- 0	AWAY	0- 1	1- 1	2- 0				
3- 0	0- 0	0- 0	NEUTRAL	1- 0	0- 0	2- 0				
8- 2	0- 0	1- 0	CONFERENCE	1- 1	1- 0	5- 1				
5- 1	0- 0	1- 0	HOME	1- 1	0- 0	3- 0				
3- 1	0- 0	0- 0	AWAY	0- 0	1- 0	2- 1				
0- 0	0- 0	0- 0	NEUTRAL	0- 0	0- 0	0- 0				

RPI 1-25				RPI 26-50				RPI 51-100				Team's RPI: 67	RPI 101+			
RPI	S	Opponent	Score	RPI	S	Opponent	Score	RPI	S	Opponent	Score		RPI	S	Opponent	Score
				41	H	South Dakota St.	65 62	68	H	IUPUI	75 62		101	H	SFA	80 74
								86	N	Northern Ill.	97 83		125	A	Arkansas	67 70
								93	H	Western Ill.	78 86		140	A	Tulsa	71 68
								95	A	Wyoming	62 69		145	A	Oral Roberts	69 47
													162	A	Omaha	60 52
													169	A	UC Riverside	61 55
													181	H	Illinois	77 68
													192	H	San Jose St.	84 69
													200	N	Southern Ill.	68 57
													211	N	SIUE	75 68
													276	A	North Dakota St.	73 83
													276	H	North Dakota St.	80 48
													296	A	Denver	53 44
													296	H	Denver	70 64
													301	A	CSU Bakersfield	75 60
													317	H	Fort Wayne	87 59
LAST 12 Division I GAMES:																
				296	A	Denver	53 44						68	H	IUPUI	75 62
				93	H	Western Ill.	78 86						276	A	North Dakota St.	73 83
				276	H	North Dakota St.	80 48						41	H	South Dakota St.	65 62
				317	H	Fort Wayne	87 59						296	H	Denver	70 64
				162	A	Omaha	60 52						200	N	Southern Ill.	68 57
				145	A	Oral Roberts	69 47						86	N	Northern Ill.	97 83

Non-Div I Games: Concordia-St. Paul 83 58 Northwestern (IA) 100 57

South Dakota

■ Loss,
 ■ Non-Conf, S Site,
 ■ Home
 ■ Away
 N Neutral

Average RPI Win:	191	WON-LOST	WINNING	LAST 10	STRENGTH OF	OPP. STRENGTH	TEAM	ADJ.	CONF.	ADJ CONF.
Average RPI Loss:	77	RECORD	PCT. RANK	GAMES	SCHEDULE	OF SCHEDULE	RPI	RPI	RPI	RPI
DIV. I ONLY	15- 6	62	7- 3	128	138	68	68	11	11	
DIV. I NON-CONF.	8- 3	67	1- 0	116	132	73	73	9	9	
TOTALS	RPI 1-25	RPI 26-50	W-L RECORDS	RPI 51-100	RPI 101-150	RPI 150+				
15- 6	0- 0	1- 1	OVERALL	3- 4	2- 0	9- 1				
8- 2	0- 0	1- 0	HOME	1- 2	1- 0	5- 0				
7- 4	0- 0	0- 1	AWAY	2- 2	1- 0	4- 1				
0- 0	0- 0	0- 0	NEUTRAL	0- 0	0- 0	0- 0				
8- 3	0- 0	1- 0	NON-CONFERENCE	1- 3	1- 0	5- 0				
3- 2	0- 0	1- 0	HOME	0- 2	0- 0	2- 0				
5- 1	0- 0	0- 0	AWAY	1- 1	1- 0	3- 0				
0- 0	0- 0	0- 0	NEUTRAL	0- 0	0- 0	0- 0				
7- 3	0- 0	0- 1	CONFERENCE	2- 1	1- 0	4- 1				
5- 0	0- 0	0- 0	HOME	1- 0	1- 0	3- 0				
2- 3	0- 0	0- 1	AWAY	1- 1	0- 0	1- 1				
0- 0	0- 0	0- 0	NEUTRAL	0- 0	0- 0	0- 0				

RPI 1-25				RPI 26-50				RPI 51-100				Team's RPI: 68	RPI 101+			
RPI	S	Opponent	Score	RPI	S	Opponent	Score	RPI	S	Opponent	Score		RPI	S	Opponent	Score
				32	H	Missouri	73 45	54	H	UNI	62 69		120	A	VCU	71 62
				41	A	South Dakota St.	49 68	61	H	Ohio	65 71		145	H	Oral Roberts	53 41
								67	A	South Dakota	62 75		162	A	Omaha	44 64
								78	A	Belmont	72 78		162	H	Omaha	79 47
								93	A	Western Ill.	76 72		187	A	Indiana St.	45 35
								93	H	Western Ill.	66 52		215	A	Miami (OH)	65 53
								94	A	Purdue	67 62		255	H	Ga. Southern	83 57
													257	H	Tennessee Tech	77 63
													276	H	North Dakota St.	71 58
													296	H	Denver	71 49
													317	A	Fort Wayne	62 48
													318	A	Ill.-Chicago	67 57
LAST 12 Division I GAMES:																
				162	H	Omaha	79 47	41	A	South Dakota St.	49 68					
				317	A	Fort Wayne	62 48	67	A	South Dakota	62 75					
				93	A	Western Ill.	76 72	162	A	Omaha	44 64					
				276	H	North Dakota St.	71 58	93	H	Western Ill.	66 52					
				145	H	Oral Roberts	53 41	94	A	Purdue	67 62					
				296	H	Denver	71 49	78	A	Belmont	72 78					

Non-Div I Games: Oakland City 95 62 Ind.-Northwest 89 36

IUPUI

Loss, Non-Conf, S Site, H Home A Away N Neutral

Average RPI Win:	169	WON-LOST	WINNING	LAST 10	STRENGTH OF	OPP. STRENGTH	TEAM	ADJ.	CONF.	ADJ CONF.
Average RPI Loss:	76	RECORD	PCT. RANK	GAMES	SCHEDULE	OF SCHEDULE	RPI	RPI	RPI	RPI
DIV. I ONLY	14- 8	103	7- 3	80	75	69	69	12	12	
DIV. I NON-CONF.	7- 5	137	1- 2	54	35	75	75	13	13	
TOTALS	RPI 1-25	RPI 26-50	W-L RECORDS	RPI 51-100	RPI 101-150	RPI 150+				
14- 8	0- 1	0- 3	OVERALL	3- 1	5- 2	6- 1				
8- 2	0- 1	0- 0	HOME	0- 0	3- 1	5- 0				
4- 5	0- 0	0- 2	AWAY	1- 1	2- 1	1- 1				
2- 1	0- 0	0- 1	NEUTRAL	2- 0	0- 0	0- 0				
7- 5	0- 1	0- 3	NON-CONFERENCE	3- 0	0- 0	4- 1				
4- 1	0- 1	0- 0	HOME	0- 0	0- 0	4- 0				
1- 3	0- 0	0- 2	AWAY	1- 0	0- 0	0- 1				
2- 1	0- 0	0- 1	NEUTRAL	2- 0	0- 0	0- 0				
7- 3	0- 0	0- 0	CONFERENCE	0- 1	5- 2	2- 0				
4- 1	0- 0	0- 0	HOME	0- 0	3- 1	1- 0				
3- 2	0- 0	0- 0	AWAY	0- 1	2- 1	1- 0				
0- 0	0- 0	0- 0	NEUTRAL	0- 0	0- 0	0- 0				

RPI 1-25				RPI 26-50				RPI 51-100				RPI 101+			
RPI	S	Opponent	Score	RPI	S	Opponent	Score	RPI	S	Opponent	Score	RPI	S	Opponent	Score
8	H	Stanford	52 71	36	N	Syracuse	71 74	64	A	Villanova	72 69	111	A	Saint Louis	59 67
				40	A	Georgetown	57 72	74	A	Dayton	48 50	116	A	Duquesne	75 40
				41	A	South Dakota St.	55 60	88	N	FGCU	76 47	116	H	Duquesne	63 73
								90	N	Western Ky.	68 49	120	H	VCU	81 67
												121	H	Fordham	63 46
												137	H	Saint Joseph's	53 44
												144	A	George Mason	79 71
												181	H	Illinois	72 56
												182	A	American	61 66
												208	H	Princeton	56 45
												245	H	Loyola Maryland	74 64
												274	A	Massachusetts	60 54
												291	H	Davidson	76 62
												293	H	Coppin St.	77 46
LAST 12 Division I GAMES:															
121	H	Fordham	63 46	74	A	Dayton	48 50								
116	H	Duquesne	63 73	137	H	Saint Joseph's	53 44								
111	A	Saint Louis	59 67	116	A	Duquesne	75 40								
274	A	Massachusetts	60 54	245	H	Loyola Maryland	74 64								
291	H	Davidson	76 62	8	H	Stanford	52 71								
144	A	George Mason	79 71	41	A	South Dakota St.	55 60								

Non-Div I Games:

George Washington

■ Loss,
 ■ Non-Conf,
 ■ S Site,
 ■ H Home
 ■ A Away
 N Neutral

Average RPI Win:	182	WON-LOST	WINNING	LAST 10	STRENGTH OF	OPP. STRENGTH	TEAM	ADJ.	CONF.	ADJ CONF.
Average RPI Loss:	50	RECORD	PCT. RANK	GAMES	SCHEDULE	OF SCHEDULE	RPI	RPI	RPI	RPI
DIV. I ONLY	15- 5	37	7- 3	188	73	70	70	8	8	
DIV. I NON-CONF.	9- 2	37	3- 0	235	101	66	66	8	8	
TOTALS	RPI 1-25	RPI 26-50	W-L RECORDS	RPI 51-100	RPI 101-150	RPI 150+				
15- 5	0- 2	1- 2	OVERALL	2- 0	2- 1	10- 0				
9- 1	0- 1	1- 0	HOME	1- 0	1- 0	6- 0				
4- 4	0- 1	0- 2	AWAY	1- 0	0- 1	3- 0				
2- 0	0- 0	0- 0	NEUTRAL	0- 0	1- 0	1- 0				
9- 2	0- 0	1- 1	NON-CONFERENCE	2- 0	2- 1	4- 0				
5- 0	0- 0	1- 0	HOME	1- 0	1- 0	2- 0				
2- 2	0- 0	0- 1	AWAY	1- 0	0- 1	1- 0				
2- 0	0- 0	0- 0	NEUTRAL	0- 0	1- 0	1- 0				
6- 3	0- 2	0- 1	CONFERENCE	0- 0	0- 0	6- 0				
4- 1	0- 1	0- 0	HOME	0- 0	0- 0	4- 0				
2- 2	0- 1	0- 1	AWAY	0- 0	0- 0	2- 0				
0- 0	0- 0	0- 0	NEUTRAL	0- 0	0- 0	0- 0				

RPI 1-25				RPI 26-50				RPI 51-100 Team's RPI: 70				RPI 101+			
RPI	S	Opponent	Score	RPI	S	Opponent	Score	RPI	S	Opponent	Score	RPI	S	Opponent	Score
25	A	Elon	65 75	36	H	Syracuse	62 61	85	A	Cornell	63 53	110	A	Vanderbilt	63 73
25	H	Elon	45 48	44	A	James Madison	47 54	98	H	Penn St.	83 60	137	H	Saint Joseph's	60 49
				47	A	Bucknell	66 78					144	N	George Mason	82 71
												155	H	Towson	58 48
												160	A	Northeastern	63 33
												160	H	Northeastern	74 51
												180	H	Hofstra	65 43
												198	H	Col. of Charleston	70 57
												217	A	UNCW	71 38
												222	H	Niagara	69 57
												274	N	Massachusetts	65 47
												324	A	Lafayette	81 39
												341	H	Delaware St.	69 44
LAST 12 Division I GAMES:															
160	H	Northeastern	74 51	160	A	Northeastern	63 33								
44	A	James Madison	47 54	25	H	Elon	45 48								
180	H	Hofstra	65 43	155	H	Towson	58 48								
198	H	Col. of Charleston	70 57	274	N	Massachusetts	65 47								
25	A	Elon	65 75	144	N	George Mason	82 71								
217	A	UNCW	71 38	324	A	Lafayette	81 39								

Non-Div I Games:

Drexel

■ Loss,
 ■ Non-Conf, S Site,
 ■ Home
 ■ Away
 N Neutral

Average RPI Win:	193	WON-LOST	WINNING	LAST 10	STRENGTH OF	OPP. STRENGTH	TEAM	ADJ.	CONF.	ADJ CONF.
Average RPI Loss:	77	RECORD	PCT. RANK	GAMES	SCHEDULE	OF SCHEDULE	RPI	RPI	RPI	RPI
DIV. I ONLY	15- 6	62	5- 5	110	141	71	71	10	10	
DIV. I NON-CONF.	10- 1	16	1- 1	177	183	48	48	11	11	
TOTALS	RPI 1-25	RPI 26-50	W-L RECORDS	RPI 51-100	RPI 101-150	RPI 150+				
15- 6	0- 1	0- 0	OVERALL	1- 4	3- 1	11- 0				
9- 2	0- 0	0- 0	HOME	1- 1	1- 1	7- 0				
6- 3	0- 0	0- 0	AWAY	0- 3	2- 0	4- 0				
0- 1	0- 1	0- 0	NEUTRAL	0- 0	0- 0	0- 0				
10- 1	0- 1	0- 0	NON-CONFERENCE	0- 0	3- 0	7- 0				
7- 0	0- 0	0- 0	HOME	0- 0	1- 0	6- 0				
3- 0	0- 0	0- 0	AWAY	0- 0	2- 0	1- 0				
0- 1	0- 1	0- 0	NEUTRAL	0- 0	0- 0	0- 0				
5- 5	0- 0	0- 0	CONFERENCE	1- 4	0- 1	4- 0				
2- 2	0- 0	0- 0	HOME	1- 1	0- 1	1- 0				
3- 3	0- 0	0- 0	AWAY	0- 3	0- 0	3- 0				
0- 0	0- 0	0- 0	NEUTRAL	0- 0	0- 0	0- 0				

RPI 1-25				RPI 26-50				RPI 51-100				Team's RPI: 71		RPI 101+			
RPI	S	Opponent	Score	RPI	S	Opponent	Score	RPI	S	Opponent	Score			RPI	S	Opponent	Score
21	N	Harvard	62 74					61	A	Ohio	55 83			116	A	Duquesne	71 69
								80	A	Central Mich.	71 88			121	A	Fordham	58 54
								80	H	Central Mich.	67 56			128	H	Ball St.	75 89
								87	A	Toledo	63 85			136	H	UCF	66 65
								87	H	Toledo	64 73			167	A	Western Mich.	62 47
														180	H	Hofstra	74 50
														202	H	Sacred Heart	76 55
														215	A	Miami (OH)	68 51
														215	H	Miami (OH)	71 45
														221	H	St. Bonaventure	68 47
														222	H	Niagara	73 63
														238	A	Canisius	65 52
														251	H	Manhattan	73 39
														256	A	Bowling Green	61 50
														274	H	Massachusetts	61 47
LAST 12 Division I GAMES:																	
				87	A	Toledo	63 85	87	H	Toledo	64 73						
				167	A	Western Mich.	62 47	80	A	Central Mich.	71 88						
				128	H	Ball St.	75 89	61	A	Ohio	55 83						
				80	H	Central Mich.	67 56	215	H	Miami (OH)	71 45						
				256	A	Bowling Green	61 50	21	N	Harvard	62 74						
				215	A	Miami (OH)	68 51	121	A	Fordham	58 54						

Non-Div I Games:

Buffalo

■ Loss,
■ Non-Conf,
■ S Site,
■ H Home
■ A Away
N Neutral

Average RPI Win:	168	WON-LOST	WINNING	LAST 10	STRENGTH OF	OPP. STRENGTH	TEAM	ADJ.	CONF.	ADJ CONF.
Average RPI Loss:	29	RECORD	PCT. RANK	GAMES	SCHEDULE	OF SCHEDULE	RPI	RPI	RPI	RPI
DIV. I ONLY	12- 9	136	3- 7	43	17	72	72	1	1	
DIV. I NON-CONF.	9- 2	37	1- 1	162	118	60	60	1	1	
TOTALS	RPI 1-25	RPI 26-50	W-L RECORDS	RPI 51-100	RPI 101-150	RPI 150+				
12- 9	1- 5	1- 2	OVERALL	2- 2	1- 0	7- 0				
7- 5	0- 3	1- 2	HOME	2- 0	1- 0	3- 0				
3- 4	1- 2	0- 0	AWAY	0- 2	0- 0	2- 0				
2- 0	0- 0	0- 0	NEUTRAL	0- 0	0- 0	2- 0				
9- 2	1- 1	0- 0	NON-CONFERENCE	1- 1	0- 0	7- 0				
4- 1	0- 1	0- 0	HOME	1- 0	0- 0	3- 0				
3- 1	1- 0	0- 0	AWAY	0- 1	0- 0	2- 0				
2- 0	0- 0	0- 0	NEUTRAL	0- 0	0- 0	2- 0				
3- 7	0- 4	1- 2	CONFERENCE	1- 1	1- 0	0- 0				
3- 4	0- 2	1- 2	HOME	1- 0	1- 0	0- 0				
0- 3	0- 2	0- 0	AWAY	0- 1	0- 0	0- 0				
0- 0	0- 0	0- 0	NEUTRAL	0- 0	0- 0	0- 0				

RPI 1-25				RPI 26-50				RPI 51-100 Team's RPI: 72				RPI 101+			
RPI	S	Opponent	Score	RPI	S	Opponent	Score	RPI	S	Opponent	Score	RPI	S	Opponent	Score
4	H	Mississippi St.	72 76	26	H	Arizona St.	65 50	59	A	Washington St.	57 74	115	H	Arizona	58 54
6	H	Oregon St.	60 74	38	H	Oregon	53 59	77	A	UNLV	66 77	163	N	Missouri St.	89 67
9	A	UCLA	67 71	48	H	Utah	53 58	79	H	Colorado	79 54	169	H	UC Riverside	67 49
9	H	UCLA	59 74					96	H	Long Beach St.	82 74	228	H	Hawaii	76 44
10	A	Washington	67 77									261	A	Sacramento St.	111 95
20	A	Texas A&M	66 62									264	H	Grambling	75 64
LAST 12 Division I GAMES:															
				26	H	Arizona St.	65 50	59	A	Washington St.	57 74				
				115	H	Arizona	58 54	10	A	Washington	67 77				
				9	A	UCLA	67 71	48	H	Utah	53 58				
				9	H	UCLA	59 74	79	H	Colorado	79 54				
				6	H	Oregon St.	60 74	327	A	UC Irvine	83 45				
				38	H	Oregon	53 59	4	H	Mississippi St.	72 76				

Non-Div I Games:

Southern California

■ Loss,
 ■ Non-Conf,
 ■ S Site,
 ■ H Home
 ■ A Away
 N Neutral

North Carolina

Through Games Of Feb. 2, 2017

Average RPI Win:	171	WON-LOST	WINNING	LAST 10	STRENGTH OF	OPP. STRENGTH	TEAM	ADJ.	CONF.	ADJ CONF.
Average RPI Loss:	36	RECORD	PCT. RANK	GAMES	SCHEDULE	OF SCHEDULE	RPI	RPI	RPI	RPI
DIV. I ONLY	13- 9	127	2- 1	36	60	73	73	3	3	
DIV. I NON-CONF.	11- 2	24	1- 0	169	173	71	71	4	4	
TOTALS	RPI 1-25	RPI 26-50	W-L RECORDS	RPI 51-100	RPI 101-150	RPI 150+				
13- 9	1- 5	2- 2	OVERALL	3- 1	0- 1	7- 0				
10- 3	1- 2	2- 0	HOME	1- 1	0- 0	6- 0				
1- 4	0- 2	0- 1	AWAY	0- 0	0- 1	1- 0				
2- 2	0- 1	0- 1	NEUTRAL	2- 0	0- 0	0- 0				
11- 2	1- 1	1- 1	NON-CONFERENCE	2- 0	0- 0	7- 0				
8- 0	1- 0	1- 0	HOME	0- 0	0- 0	6- 0				
1- 0	0- 0	0- 0	AWAY	0- 0	0- 0	1- 0				
2- 2	0- 1	0- 1	NEUTRAL	2- 0	0- 0	0- 0				
2- 7	0- 4	1- 1	CONFERENCE	1- 1	0- 1	0- 0				
2- 3	0- 2	1- 0	HOME	1- 1	0- 0	0- 0				
0- 4	0- 2	0- 1	AWAY	0- 0	0- 1	0- 0				
0- 0	0- 0	0- 0	NEUTRAL	0- 0	0- 0	0- 0				

RPI S	Opponent	Score	RPI S	Opponent	Score	RPI S	Opponent	Score	RPI S	Opponent	Score
2	H Notre Dame	55 77	29	N LSU	43 70	53	N Minnesota	91 77	131	A Pittsburgh	48 68
7	H Florida St.	77 90	37	H North Carolina St.	83 70	63	H Wake Forest	77 80	199	H Alabama St.	84 54
12	A Duke	58 70	43	A Virginia Tech	68 76	65	H Virginia	67 58	205	A Wisconsin	72 59
19	A Miami (FL)	88 100	47	H Bucknell	65 50	97	N Jacksonville	87 57	234	H Marshall	75 53
22	N South Fla.	55 83							284	H Charleston So.	93 77
25	H Elon	78 73							293	H Coppin St.	90 55
									340	H South Carolina St.	82 49
									349	H Alabama A&M	80 35
LAST 12 Division I GAMES:											
53	N Minnesota	91 77	12	A Duke	58 70						
37	H North Carolina St.	83 70	65	H Virginia	67 58						
19	A Miami (FL)	88 100	7	H Florida St.	77 90						
2	H Notre Dame	55 77	43	A Virginia Tech	68 76						
63	H Wake Forest	77 80	340	H South Carolina St.	82 49						
131	A Pittsburgh	48 68	293	H Coppin St.	90 55						

Non-Div I Games:

North Carolina

■ Loss,
 ■ Non-Conf, S Site,
 ■ Home
 ■ Away
 N Neutral

Average RPI Win:	189	WON-LOST	WINNING	LAST 10	STRENGTH OF	OPP. STRENGTH	TEAM	ADJ.	CONF.	ADJ CONF.
Average RPI Loss:	64	RECORD	PCT. RANK	GAMES	SCHEDULE	OF SCHEDULE	RPI	RPI	RPI	RPI
DIV. I ONLY	15- 7	82	9- 1	123	78	74	74	12	12	
DIV. I NON-CONF.	6- 6	165	2- 1	73	22	98	98	13	13	
TOTALS	RPI 1-25	RPI 26-50	W-L RECORDS	RPI 51-100	RPI 101-150	RPI 150+				
15- 7	1- 1	0- 1	OVERALL	1- 4	5- 0	8- 1				
5- 3	0- 0	0- 0	HOME	1- 2	1- 0	3- 1				
7- 2	0- 1	0- 0	AWAY	0- 1	3- 0	4- 0				
3- 2	1- 0	0- 1	NEUTRAL	0- 1	1- 0	1- 0				
6- 6	1- 1	0- 1	NON-CONFERENCE	0- 4	1- 0	4- 0				
1- 2	0- 0	0- 0	HOME	0- 2	0- 0	1- 0				
2- 2	0- 1	0- 0	AWAY	0- 1	0- 0	2- 0				
3- 2	1- 0	0- 1	NEUTRAL	0- 1	1- 0	1- 0				
9- 1	0- 0	0- 0	CONFERENCE	1- 0	4- 0	4- 1				
4- 1	0- 0	0- 0	HOME	1- 0	1- 0	2- 1				
5- 0	0- 0	0- 0	AWAY	0- 0	3- 0	2- 0				
0- 0	0- 0	0- 0	NEUTRAL	0- 0	0- 0	0- 0				

RPI 1-25				RPI 26-50				RPI 51-100 Team's RPI: 74				RPI 101+			
RPI	S	Opponent	Score	RPI	S	Opponent	Score	RPI	S	Opponent	Score	RPI	S	Opponent	Score
1	A	UConn	65 98	28	N	Creighton	53 56	55	H	Quinnipiac	60 63	111	A	Saint Louis	78 67
20	N	Texas A&M	74 57					57	N	Georgia Tech	68 81	116	A	Duquesne	75 64
								65	A	Virginia	56 66	126	N	Old Dominion	77 69
								69	H	George Washington	50 48	137	H	Saint Joseph's	64 59
								87	H	Toledo	72 76	144	A	George Mason	60 48
												158	H	La Salle	51 54
												205	A	Wisconsin	83 64
												208	A	Princeton	62 56
												221	A	St. Bonaventure	62 60
												274	H	Massachusetts	77 65
												275	N	Liberty	82 53
												291	A	Davidson	68 52
												294	H	Rhode Island	81 51
												348	H	Morgan St.	61 42
LAST 12 Division I GAMES:															
291	A	Davidson	68 52	69	H	George Washington	50 48	221	A	St. Bonaventure	62 60				
294	H	Rhode Island	81 51	274	H	Massachusetts	77 65	65	A	Virginia	56 66				
144	A	George Mason	60 48	275	N	Liberty	82 53	126	N	Old Dominion	77 69				
137	H	Saint Joseph's	64 59												
111	A	Saint Louis	78 67												
116	A	Duquesne	75 64												

Non-Div I Games:

Dayton

Average RPI Win:	164	WON-LOST	WINNING	LAST 10	STRENGTH OF	OPP. STRENGTH	TEAM	ADJ.	CONF.	ADJ CONF.
Average RPI Loss:	137	RECORD	PCT. RANK	GAMES	SCHEDULE	OF SCHEDULE	RPI	RPI	RPI	RPI
DIV. I ONLY	13- 6	77	5- 5	97	133	75	75	13	13	
DIV. I NON-CONF.	8- 1	21	2- 0	136	95	25	25	15	15	
TOTALS	RPI 1-25	RPI 26-50	W-L RECORDS	RPI 51-100	RPI 101-150	RPI 150+				
13- 6	0- 1	0- 0	OVERALL	4- 2	2- 1	7- 2				
9- 2	0- 0	0- 0	HOME	1- 2	1- 0	7- 0				
3- 4	0- 1	0- 0	AWAY	2- 0	1- 1	0- 2				
1- 0	0- 0	0- 0	NEUTRAL	1- 0	0- 0	0- 0				
8- 1	0- 1	0- 0	NON-CONFERENCE	2- 0	2- 0	4- 0				
5- 0	0- 0	0- 0	HOME	0- 0	1- 0	4- 0				
2- 1	0- 1	0- 0	AWAY	1- 0	1- 0	0- 0				
1- 0	0- 0	0- 0	NEUTRAL	1- 0	0- 0	0- 0				
5- 5	0- 0	0- 0	CONFERENCE	2- 2	0- 1	3- 2				
4- 2	0- 0	0- 0	HOME	1- 2	0- 0	3- 0				
1- 3	0- 0	0- 0	AWAY	1- 0	0- 1	0- 2				
0- 0	0- 0	0- 0	NEUTRAL	0- 0	0- 0	0- 0				

RPI 1-25				RPI 26-50				RPI 51-100 Team's RPI: 75				RPI 101+			
RPI	S	Opponent	Score	RPI	S	Opponent	Score	RPI	S	Opponent	Score	RPI	S	Opponent	Score
10	A	Washington	66 92					59	A	Washington St.	77 73	127	A	St. Mary's (CA)	83 78
								76	A	Colorado St.	51 45	148	A	New Mexico	68 75
								76	H	Colorado St.	53 60	149	H	Eastern Wash.	67 64
								77	H	UNLV	55 58	176	H	Fresno St.	67 66
								82	N	Charlotte	68 65	192	H	San Jose St.	86 64
								95	H	Wyoming	64 54	210	H	Utah St.	76 56
												224	H	Seattle U	73 68
												225	A	San Diego St.	77 84
												228	H	Hawaii	61 49
												241	H	Portland St.	94 76
												269	H	Portland	74 60
												286	A	Nevada	62 69
LAST 12 Division I GAMES:															
76	H	Colorado St.	53 60	225	A	San Diego St.	77 84								
95	H	Wyoming	64 54	77	H	UNLV	55 58								
286	A	Nevada	62 69	76	A	Colorado St.	51 45								
192	H	San Jose St.	86 64	210	H	Utah St.	76 56								
148	A	New Mexico	68 75	228	H	Hawaii	61 49								
176	H	Fresno St.	67 66	269	H	Portland	74 60								

Non-Div I Games: Southern Ore. 89 45 Concordia Portland 71 40

Boise St.

Loss,
Non-Conf, S Site,
H Home
A Away
N Neutral

Average RPI Win:	204	WON-LOST	WINNING	LAST 10	STRENGTH OF	OPP. STRENGTH	TEAM	ADJ.	CONF.	ADJ CONF.
Average RPI Loss:	71	RECORD	PCT. RANK	GAMES	SCHEDULE	OF SCHEDULE	RPI	RPI	RPI	RPI
DIV. I ONLY	15- 5	37	9- 1	204	94	76	76	13	13	
DIV. I NON-CONF.	6- 4	126	2- 0	256	74	137	137	15	15	
TOTALS	RPI 1-25	RPI 26-50	W-L RECORDS	RPI 51-100	RPI 101-150	RPI 150+				
15- 5	0- 2	0- 0	OVERALL	2- 2	2- 0	11- 1				
9- 1	0- 0	0- 0	HOME	0- 1	1- 0	8- 0				
6- 4	0- 1	0- 0	AWAY	2- 1	1- 0	3- 1				
0- 0	0- 0	0- 0	NEUTRAL	0- 0	0- 0	0- 0				
6- 4	0- 2	0- 0	NON-CONFERENCE	0- 1	1- 0	5- 1				
5- 0	0- 0	0- 0	HOME	0- 0	1- 0	4- 0				
1- 4	0- 2	0- 0	AWAY	0- 1	0- 0	1- 1				
0- 0	0- 0	0- 0	NEUTRAL	0- 0	0- 0	0- 0				
9- 1	0- 0	0- 0	CONFERENCE	2- 1	1- 0	6- 0				
4- 1	0- 0	0- 0	HOME	0- 1	0- 0	4- 0				
5- 0	0- 0	0- 0	AWAY	2- 0	1- 0	2- 0				
0- 0	0- 0	0- 0	NEUTRAL	0- 0	0- 0	0- 0				

RPI 1-25				RPI 26-50				RPI 51-100				RPI 101+			
RPI	S	Opponent	Score	RPI	S	Opponent	Score	RPI	S	Opponent	Score	RPI	S	Opponent	Score
10	A	Washington	68 101					75	A	Boise St.	60 53	102	H	Northern Colo.	58 47
23	A	Oklahoma	55 70					75	H	Boise St.	45 51	148	A	New Mexico	78 63
								77	A	UNLV	57 37	162	H	Omaha	69 42
								79	A	Colorado	56 74	166	A	Nebraska	59 62
												176	H	Fresno St.	73 56
												192	A	San Jose St.	68 56
												192	H	San Jose St.	70 67
												210	H	Utah St.	74 43
												224	H	Seattle U	66 62
												225	H	San Diego St.	60 43
												296	H	Denver	76 49
												316	A	Air Force	72 35
												333	A	Montana	63 49
												336	H	Southeastern La.	77 31
LAST 12 Division I GAMES:															
75	A	Boise St.	60 53	316	A	Air Force	72 35								
225	H	San Diego St.	60 43	192	H	San Jose St.	70 67								
192	A	San Jose St.	68 56	75	H	Boise St.	45 51								
210	H	Utah St.	74 43	77	A	UNLV	57 37								
176	H	Fresno St.	73 56	333	A	Montana	63 49								
148	A	New Mexico	78 63	224	H	Seattle U	66 62								

Non-Div I Games: N.M. Highlands 96 31 Adams St. 76 29

Colorado St.

■ Loss,
 ■ Non-Conf, S Site,
 ■ Home
 ■ Away
 N Neutral

Average RPI Win:	181	WON-LOST	WINNING	LAST 10	STRENGTH OF	OPP. STRENGTH	TEAM	ADJ.	CONF.	ADJ CONF.
Average RPI Loss:	102	RECORD	PCT. RANK	GAMES	SCHEDULE	OF SCHEDULE	RPI	RPI	RPI	RPI
DIV. I ONLY	14- 7	92	6- 4	89	130	77	77	13	13	
DIV. I NON-CONF.	8- 3	67	1- 1	98	122	67	67	15	15	
TOTALS	RPI 1-25	RPI 26-50	W-L RECORDS	RPI 51-100	RPI 101-150	RPI 150+				
14- 7	0- 2	0- 0	OVERALL	3- 3	4- 0	7- 2				
7- 2	0- 0	0- 0	HOME	2- 1	2- 0	3- 1				
5- 2	0- 0	0- 0	AWAY	1- 1	1- 0	3- 1				
2- 3	0- 2	0- 0	NEUTRAL	0- 1	1- 0	1- 0				
8- 3	0- 2	0- 0	NON-CONFERENCE	1- 1	2- 0	5- 0				
4- 0	0- 0	0- 0	HOME	1- 0	1- 0	2- 0				
2- 0	0- 0	0- 0	AWAY	0- 0	0- 0	2- 0				
2- 3	0- 2	0- 0	NEUTRAL	0- 1	1- 0	1- 0				
6- 4	0- 0	0- 0	CONFERENCE	2- 2	2- 0	2- 2				
3- 2	0- 0	0- 0	HOME	1- 1	1- 0	1- 1				
3- 2	0- 0	0- 0	AWAY	1- 1	1- 0	1- 1				
0- 0	0- 0	0- 0	NEUTRAL	0- 0	0- 0	0- 0				

RPI 1-25				RPI 26-50				RPI 51-100				Team's RPI: 77	RPI 101+			
RPI	S	Opponent	Score	RPI	S	Opponent	Score	RPI	S	Opponent	Score		RPI	S	Opponent	Score
6	N	Oregon St.	59 62					72	H	Southern California	77 66		103	H	Ole Miss	64 57
22	N	South Fla.	42 77					75	A	Boise St.	58 55		143	N	Idaho	73 61
								76	H	Colorado St.	37 57		148	A	New Mexico	61 52
								95	A	Wyoming	57 79		148	H	New Mexico	56 42
								95	H	Wyoming	51 46		178	H	Houston	64 53
								99	N	BYU	54 63		179	N	New Mexico St.	52 47
													192	H	San Jose St.	65 76
													210	H	Utah St.	55 53
													225	A	San Diego St.	68 87
													233	H	Tennessee St.	69 48
													303	A	Pepperdine	68 61
													316	A	Air Force	60 56
													327	A	UC Irvine	62 46
LAST 12 Division I GAMES:																
				148	A	New Mexico	61 52						210	H	Utah St.	55 53
				192	H	San Jose St.	65 76						75	A	Boise St.	58 55
				95	H	Wyoming	51 46						95	A	Wyoming	57 79
				316	A	Air Force	60 56						76	H	Colorado St.	37 57
				225	A	San Diego St.	68 87						22	N	South Fla.	42 77
				148	H	New Mexico	56 42						179	N	New Mexico St.	52 47

Non-Div I Games: Concordia (CA) 102 46

UNLV

■ Loss,
 ■ Non-Conf,
 ■ S Site,
 ■ Home
 ■ A Away
 N Neutral

Average RPI Win:	241	WON-LOST	WINNING	LAST 10	STRENGTH OF	OPP. STRENGTH	TEAM	ADJ.	CONF.	ADJ CONF.
Average RPI Loss:	75	RECORD	PCT. RANK	GAMES	SCHEDULE	OF SCHEDULE	RPI	RPI	RPI	RPI
DIV. I ONLY	17- 5	29	10- 0	211	204	78	78	26	26	
DIV. I NON-CONF.	7- 5	137	2- 0	150	89	92	92	26	26	
TOTALS	RPI 1-25	RPI 26-50	W-L RECORDS	RPI 51-100	RPI 101-150	RPI 150+				
17- 5	0- 1	0- 1	OVERALL	1- 2	0- 0	16- 1				
7- 1	0- 0	0- 1	HOME	1- 0	0- 0	6- 0				
10- 3	0- 1	0- 0	AWAY	0- 2	0- 0	10- 0				
0- 1	0- 0	0- 0	NEUTRAL	0- 0	0- 0	0- 1				
7- 5	0- 1	0- 1	NON-CONFERENCE	1- 2	0- 0	6- 1				
2- 1	0- 0	0- 1	HOME	1- 0	0- 0	1- 0				
5- 3	0- 1	0- 0	AWAY	0- 2	0- 0	5- 0				
0- 1	0- 0	0- 0	NEUTRAL	0- 0	0- 0	0- 1				
10- 0	0- 0	0- 0	CONFERENCE	0- 0	0- 0	10- 0				
5- 0	0- 0	0- 0	HOME	0- 0	0- 0	5- 0				
5- 0	0- 0	0- 0	AWAY	0- 0	0- 0	5- 0				
0- 0	0- 0	0- 0	NEUTRAL	0- 0	0- 0	0- 0				

RPI 1-25			RPI 26-50			RPI 51-100			Team's RPI: 78	RPI 101+		
RPI	S	Opponent	Score	RPI	S	Opponent	Score	RPI	S	Opponent	Score	
14	A	Louisville	50 73	34	H	Green Bay	53 62	53	A	Minnesota	74 75	176 N Fresno St. 53 62
								68	H	IUPUI	78 72	190 A UAB 72 58
								100	A	Troy	74 91	194 A Morehead St. 91 59
												197 A Loyola Marymount 79 72
												211 H SIUE 94 67
												232 A Samford 73 54
												233 A Tennessee St. 70 60
												240 A Presbyterian 83 58
												254 A Austin Peay 80 71
												257 H Tennessee Tech 89 75
												263 A Jacksonville St. 54 53
												265 H UT Martin 71 66
												283 H Lipscomb 100 62
												285 H Southeast Mo. St. 89 77
												305 A Eastern Ill. 77 58
												311 H Eastern Ky. 74 58
												317 A Fort Wayne 85 59
LAST 12 Division I GAMES:												
211	H	SIUE	94 67	285	H	Southeast Mo. St.	89 77					
233	A	Tennessee St.	70 60	265	H	UT Martin	71 66					
257	H	Tennessee Tech	89 75	254	A	Austin Peay	80 71					
263	A	Jacksonville St.	54 53	305	A	Eastern Ill.	77 58					
194	A	Morehead St.	91 59	240	A	Presbyterian	83 58					
311	H	Eastern Ky.	74 58	68	H	IUPUI	78 72					

Non-Div I Games: Trevecca Nazarene 87 56

Belmont

■ Loss,
 ■ Non-Conf, S Site,
 ■ Home
 ■ Away
 N Neutral

Average RPI Win:	200	WON-LOST	WINNING	LAST 10	STRENGTH OF	OPP. STRENGTH	TEAM	ADJ.	CONF.	ADJ CONF.
Average RPI Loss:	60	RECORD	PCT. RANK	GAMES	SCHEDULE	OF SCHEDULE	RPI	RPI	RPI	RPI
DIV. I ONLY	15- 6	62	7- 3	186	71	80	80	10	10	
DIV. I NON-CONF.	8- 4	97	2- 1	284	36	155	155	11	11	
TOTALS	RPI 1-25	RPI 26-50	W-L RECORDS	RPI 51-100	RPI 101-150	RPI 150+				
15- 6	0- 2	0- 0	OVERALL	2- 4	3- 0	10- 0				
11- 1	0- 1	0- 0	HOME	2- 0	2- 0	7- 0				
2- 5	0- 1	0- 0	AWAY	0- 4	1- 0	1- 0				
2- 0	0- 0	0- 0	NEUTRAL	0- 0	0- 0	2- 0				
8- 4	0- 2	0- 0	NON-CONFERENCE	0- 2	1- 0	7- 0				
6- 1	0- 1	0- 0	HOME	0- 0	1- 0	5- 0				
0- 3	0- 1	0- 0	AWAY	0- 2	0- 0	0- 0				
2- 0	0- 0	0- 0	NEUTRAL	0- 0	0- 0	2- 0				
7- 2	0- 0	0- 0	CONFERENCE	2- 2	2- 0	3- 0				
5- 0	0- 0	0- 0	HOME	2- 0	1- 0	2- 0				
2- 2	0- 0	0- 0	AWAY	0- 2	1- 0	1- 0				
0- 0	0- 0	0- 0	NEUTRAL	0- 0	0- 0	0- 0				

RPI 1-25				RPI 26-50				RPI 51-100 Team's RPI: 80				RPI 101+			
RPI	S	Opponent	Score	RPI	S	Opponent	Score	RPI	S	Opponent	Score	RPI	S	Opponent	Score
2	A	Notre Dame	47 107					61	H	Ohio	64 59	112	A	Kent St.	91 78
25	H	Elon	57 71					71	A	Buffalo	56 67	128	H	Ball St.	101 92
								71	H	Buffalo	88 71	137	H	Saint Joseph's	73 71
								83	A	Middle Tenn.	69 79	175	H	Oakland	70 67
								87	A	Toledo	72 74	181	H	Illinois	82 51
								94	A	Purdue	51 62	189	H	Akron	89 62
												215	H	Miami (OH)	80 61
												248	H	Furman	81 71
												256	A	Bowling Green	76 65
												276	N	North Dakota St.	77 55
												302	H	Loyola Chicago	95 57
												318	H	Ill.-Chicago	77 55
												330	N	Utah Valley	71 62
LAST 12 Division I GAMES:															
61	H	Ohio	64 59	71	H	Buffalo	88 71								
87	A	Toledo	72 74	189	H	Akron	89 62								
71	A	Buffalo	56 67	112	A	Kent St.	91 78								
215	H	Miami (OH)	80 61	83	A	Middle Tenn.	69 79								
256	A	Bowling Green	76 65	181	H	Illinois	82 51								
128	H	Ball St.	101 92	137	H	Saint Joseph's	73 71								

Non-Div I Games:

Central Mich.

Average RPI Win: 195	WON-LOST	WINNING	LAST 10	STRENGTH OF	OPP. STRENGTH	TEAM	ADJ.	CONF.	ADJ CONF.
Average RPI Loss: 137	RECORD	PCT. RANK	GAMES	SCHEDULE	OF SCHEDULE	RPI	RPI	RPI	RPI
DIV. I ONLY	18- 4	18	9- 1	237	106	81	81	14	14
DIV. I NON-CONF.	9- 2	37	1- 0	142	58	54	54	12	12
TOTALS	RPI 1-25	RPI 26-50	W-L RECORDS	RPI 51-100	RPI 101-150	RPI 150+			
18- 4	1- 1	1- 1	OVERALL	2- 0	3- 0	11- 2			
11- 1	0- 0	1- 0	HOME	2- 0	1- 0	7- 1			
6- 1	1- 0	0- 0	AWAY	0- 0	2- 0	3- 1			
1- 2	0- 1	0- 1	NEUTRAL	0- 0	0- 0	1- 0			
9- 2	1- 1	1- 1	NON-CONFERENCE	1- 0	1- 0	5- 0			
6- 0	0- 0	1- 0	HOME	1- 0	0- 0	4- 0			
2- 0	1- 0	0- 0	AWAY	0- 0	1- 0	0- 0			
1- 2	0- 1	0- 1	NEUTRAL	0- 0	0- 0	1- 0			
9- 2	0- 0	0- 0	CONFERENCE	1- 0	2- 0	6- 2			
5- 1	0- 0	0- 0	HOME	1- 0	1- 0	3- 1			
4- 1	0- 0	0- 0	AWAY	0- 0	1- 0	3- 1			
0- 0	0- 0	0- 0	NEUTRAL	0- 0	0- 0	0- 0			

RPI 1-25				RPI 26-50				RPI 51-100				Team's RPI: 81		RPI 101+			
RPI	S	Opponent	Score	RPI	S	Opponent	Score	RPI	S	Opponent	Score			RPI	S	Opponent	Score
7	N	Florida St.	69 87	31	N	Michigan	66 78	59	H	Washington St.	79 61			127	A	St. Mary's (CA)	79 75
8	A	Stanford	68 63	42	H	Northwestern	67 56	99	H	BYU	87 52			146	H	Santa Clara	51 39
														149	A	Eastern Wash.	73 54
														161	H	San Francisco	61 46
														197	A	Loyola Marymount	80 56
														207	H	Pacific	63 65
														218	A	San Diego	57 55
														240	H	Presbyterian	79 39
														268	H	Colgate	72 42
														269	A	Portland	85 50
														269	H	Portland	67 55
														303	A	Pepperdine	69 79
														303	H	Pepperdine	83 61
														307	H	Nicholls St.	78 46
														326	N	Winthrop	71 41
														327	H	UC Irvine	102 38
LAST 12 Division I GAMES:																	
				99 H BYU 87 52				197 A Loyola Marymount 80 56									
				303 H Pepperdine 83 61				269 H Portland 67 55									
				218 A San Diego 57 55				161 H San Francisco 61 46									
				269 A Portland 85 50				207 H Pacific 63 65									
				146 H Santa Clara 51 39				303 A Pepperdine 69 79									
				127 A St. Mary's (CA) 79 75				268 H Colgate 72 42									

Non-Div I Games:

Gonzaga

■ Loss,
 ■ Non-Conf, S Site,
 ■ Home
 ■ Away
 N Neutral

Average RPI Win:	194	WON-LOST	WINNING	LAST 10	STRENGTH OF	OPP. STRENGTH	TEAM	ADJ.	CONF.	ADJ CONF.
Average RPI Loss:	93	RECORD	PCT. RANK	GAMES	SCHEDULE	OF SCHEDULE	RPI	RPI	RPI	RPI
DIV. I ONLY	16- 5	34	8- 2	230	85	82	82	15	15	
DIV. I NON-CONF.	8- 3	67	2- 0	279	18	109	109	17	17	
TOTALS	RPI 1-25	RPI 26-50	W-L RECORDS	RPI 51-100	RPI 101-150	RPI 150+				
16- 5	0- 1	0- 1	OVERALL	1- 1	5- 0	10- 2				
8- 1	0- 0	0- 0	HOME	1- 0	1- 0	6- 1				
8- 2	0- 1	0- 0	AWAY	0- 0	4- 0	4- 1				
0- 2	0- 0	0- 1	NEUTRAL	0- 1	0- 0	0- 0				
8- 3	0- 1	0- 1	NON-CONFERENCE	0- 1	3- 0	5- 0				
5- 0	0- 0	0- 0	HOME	0- 0	1- 0	4- 0				
3- 1	0- 1	0- 0	AWAY	0- 0	2- 0	1- 0				
0- 2	0- 0	0- 1	NEUTRAL	0- 1	0- 0	0- 0				
8- 2	0- 0	0- 0	CONFERENCE	1- 0	2- 0	5- 2				
3- 1	0- 0	0- 0	HOME	1- 0	0- 0	2- 1				
5- 1	0- 0	0- 0	AWAY	0- 0	2- 0	3- 1				
0- 0	0- 0	0- 0	NEUTRAL	0- 0	0- 0	0- 0				

RPI 1-25			RPI 26-50			RPI 51-100			Team's RPI: 82	RPI 101+		
RPI	S	Opponent	Score	RPI	S	Opponent	Score	RPI	S	Opponent	Score	
19	A	Miami (FL)	46 80	48	N	Utah	68 81	75	N	Boise St.	65 68	
								90	H	Western Ky.	89 85	
										107	H	East Carolina 79 64
										116	A	Duquesne 77 63
										124	A	Southern Miss. 78 61
										126	A	Old Dominion 86 75
										131	A	Pittsburgh 70 63
										152	A	Rice 69 51
										152	H	Rice 52 55
										173	A	Louisiana Tech 54 80
										198	A	Col. of Charleston 62 49
										205	H	Wisconsin 63 48
										216	A	North Texas 78 63
										216	H	North Texas 66 49
										234	H	Marshall 93 77
										240	H	Presbyterian 71 63
										291	H	Davidson 93 79
										328	A	Fla. Atlantic 72 66
										334	H	Longwood 66 41
LAST 12 Division I GAMES:												
328	A	Fla. Atlantic	72 66	234	H	Marshall	93 77					
152	H	Rice	52 55	90	H	Western Ky.	89 85					
216	H	North Texas	66 49	152	A	Rice	69 51					
126	A	Old Dominion	86 75	216	A	North Texas	78 63					
124	A	Southern Miss.	78 61	291	H	Davidson	93 79					
173	A	Louisiana Tech	54 80	334	H	Longwood	66 41					

Non-Div I Games:

Charlotte

Average RPI Win:	193	WON-LOST	WINNING	LAST 10	STRENGTH OF	OPP. STRENGTH	TEAM	ADJ.	CONF.	ADJ CONF.
Average RPI Loss:	57	RECORD	PCT. RANK	GAMES	SCHEDULE	OF SCHEDULE	RPI	RPI	RPI	RPI
DIV. I ONLY	13- 8	115	8- 2	76	86	83	83	15	15	
DIV. I NON-CONF.	5- 6	186	1- 1	20	13	96	96	17	17	
TOTALS	RPI 1-25	RPI 26-50	W-L RECORDS	RPI 51-100	RPI 101-150	RPI 150+				
13- 8	0- 2	1- 1	OVERALL	1- 4	0- 1	11- 0				
8- 4	0- 1	1- 1	HOME	1- 2	0- 0	6- 0				
5- 4	0- 1	0- 0	AWAY	0- 2	0- 1	5- 0				
0- 0	0- 0	0- 0	NEUTRAL	0- 0	0- 0	0- 0				
5- 6	0- 2	1- 1	NON-CONFERENCE	1- 3	0- 0	3- 0				
3- 4	0- 1	1- 1	HOME	1- 2	0- 0	1- 0				
2- 2	0- 1	0- 0	AWAY	0- 1	0- 0	2- 0				
0- 0	0- 0	0- 0	NEUTRAL	0- 0	0- 0	0- 0				
8- 2	0- 0	0- 0	CONFERENCE	0- 1	0- 1	8- 0				
5- 0	0- 0	0- 0	HOME	0- 0	0- 0	5- 0				
3- 2	0- 0	0- 0	AWAY	0- 1	0- 1	3- 0				
0- 0	0- 0	0- 0	NEUTRAL	0- 0	0- 0	0- 0				

RPI 1-25				RPI 26-50				RPI 51-100				Team's RPI: 83	RPI 101+			
RPI	S	Opponent	Score	RPI	S	Opponent	Score	RPI	S	Opponent	Score		RPI	S	Opponent	Score
14	H	Louisville	72 91	26	H	Arizona St.	48 69	57	H	Georgia Tech	60 61		124	A	Southern Miss.	61 81
15	A	Kentucky	48 61	35	H	Tulane	62 59	61	H	Ohio	52 73		152	H	Rice	71 61
								65	A	Virginia	51 63		157	H	UTSA	77 63
								80	H	Central Mich.	79 69		163	A	Missouri St.	71 52
								90	A	Western Ky.	51 66		173	A	Louisiana Tech	79 65
													190	A	UAB	64 61
													216	H	North Texas	60 52
													234	A	Marshall	72 63
													254	H	Austin Peay	82 51
													257	A	Tennessee Tech	73 62
													271	H	FIU	95 43
													328	H	Fla. Atlantic	87 69
LAST 12 Division I GAMES:																
				157	H	UTSA	77 63					234	A	Marshall	72 63	
				173	A	Louisiana Tech	79 65					216	H	North Texas	60 52	
				124	A	Southern Miss.	61 81					152	H	Rice	71 61	
				328	H	Fla. Atlantic	87 69					190	A	UAB	64 61	
				271	H	FIU	95 43					80	H	Central Mich.	79 69	
				90	A	Western Ky.	51 66					57	H	Georgia Tech	60 61	

Non-Div I Games:

Middle Tenn.

■ Loss,
 ■ Non-Conf, S Site,
 ■ Home
 ■ Away
 N Neutral

Average RPI Win:	161	WON-LOST	WINNING	LAST 10	STRENGTH OF	OPP. STRENGTH	TEAM	ADJ.	CONF.	ADJ CONF.
Average RPI Loss:	65	RECORD	PCT. RANK	GAMES	SCHEDULE	OF SCHEDULE	RPI	RPI	RPI	RPI
DIV. I ONLY	15- 7	82	7- 3	117	53	84	84	7	7	
DIV. I NON-CONF.	8- 3	67	1- 0	154	47	97	97	7	7	
TOTALS	RPI 1-25	RPI 26-50	W-L RECORDS	RPI 51-100	RPI 101-150	RPI 150+				
15- 7	0- 2	3- 2	OVERALL	1- 1	2- 1	9- 1				
9- 4	0- 2	2- 1	HOME	0- 0	0- 1	7- 0				
5- 2	0- 0	1- 0	AWAY	0- 1	2- 0	2- 1				
1- 1	0- 0	0- 1	NEUTRAL	1- 0	0- 0	0- 0				
8- 3	0- 1	1- 1	NON-CONFERENCE	1- 0	2- 1	4- 0				
5- 2	0- 1	1- 0	HOME	0- 0	0- 1	4- 0				
2- 0	0- 0	0- 0	AWAY	0- 0	2- 0	0- 0				
1- 1	0- 0	0- 1	NEUTRAL	1- 0	0- 0	0- 0				
7- 4	0- 1	2- 1	CONFERENCE	0- 1	0- 0	5- 1				
4- 2	0- 1	1- 1	HOME	0- 0	0- 0	3- 0				
3- 2	0- 0	1- 0	AWAY	0- 1	0- 0	2- 1				
0- 0	0- 0	0- 0	NEUTRAL	0- 0	0- 0	0- 0				

RPI 1-25				RPI 26-50				RPI 51-100				RPI 101+			
RPI	S	Opponent	Score	RPI	S	Opponent	Score	RPI	S	Opponent	Score	RPI	S	Opponent	Score
16	H	DePaul	66 78	26	N	Arizona St.	41 54	64	A	Villanova	50 55	116	H	Duquesne	65 71
19	H	Miami (FL)	50 62	28	H	Creighton	43 55	65	N	Virginia	66 55	121	A	Fordham	59 45
				39	H	Marquette	70 64					130	A	William & Mary	73 57
				40	A	Georgetown	71 66					154	H	Providence	60 50
				44	H	James Madison	74 63					172	H	Albany (NY)	54 36
												174	A	Xavier	65 48
												174	H	Xavier	64 55
												183	A	Seton Hall	59 64
												184	H	Rutgers	65 39
												223	A	Butler	62 41
												223	H	Butler	62 55
												324	H	Lafayette	64 46
												345	H	Wagner	62 34
LAST 12 Division I GAMES:															
174	H	Xavier	64 55	16	H	DePaul	66 78	39	H	Marquette	70 64				
223	H	Butler	62 55	223	A	Butler	62 41	174	A	Xavier	65 48				
154	H	Providence	60 50	28	H	Creighton	43 55	183	A	Seton Hall	59 64				
28	H	Creighton	43 55	64	A	Villanova	50 55	44	H	James Madison	74 63				
64	A	Villanova	50 55												
40	A	Georgetown	71 66												

Non-Div I Games:

St. John's (NY)

■ Loss,
 ■ Non-Conf,
 ■ S Site,
 ■ H Home
 ■ A Away
 N Neutral

Average RPI Win: 223	WON-LOST	WINNING	LAST 10	STRENGTH OF	OPP. STRENGTH	TEAM	ADJ.	CONF.	ADJ CONF.
Average RPI Loss: 138	RECORD	PCT. RANK	GAMES	SCHEDULE	OF SCHEDULE	RPI	RPI	RPI	RPI
DIV. I ONLY	11- 6	101	6- 4	132	275	85	85	9	9
DIV. I NON-CONF.	9- 4	85	5- 3	230	312	113	113	10	10
TOTALS	RPI 1-25	RPI 26-50	W-L RECORDS	RPI 51-100	RPI 101-150	RPI 150+			
11- 6	0- 1	0- 0	OVERALL	1- 1	2- 1	8- 3			
5- 1	0- 0	0- 0	HOME	1- 1	1- 0	3- 0			
6- 5	0- 1	0- 0	AWAY	0- 0	1- 1	5- 3			
0- 0	0- 0	0- 0	NEUTRAL	0- 0	0- 0	0- 0			
9- 4	0- 0	0- 0	NON-CONFERENCE	1- 1	0- 1	8- 2			
4- 1	0- 0	0- 0	HOME	1- 1	0- 0	3- 0			
5- 3	0- 0	0- 0	AWAY	0- 0	0- 1	5- 2			
0- 0	0- 0	0- 0	NEUTRAL	0- 0	0- 0	0- 0			
2- 2	0- 1	0- 0	CONFERENCE	0- 0	2- 0	0- 1			
1- 0	0- 0	0- 0	HOME	0- 0	1- 0	0- 0			
1- 2	0- 1	0- 0	AWAY	0- 0	1- 0	0- 1			
0- 0	0- 0	0- 0	NEUTRAL	0- 0	0- 0	0- 0			

RPI 1-25				RPI 26-50				RPI 51-100 Team's RPI: 85				RPI 101+			
RPI	S	Opponent	Score	RPI	S	Opponent	Score	RPI	S	Opponent	Score	RPI	S	Opponent	Score
21	A	Harvard	59 62					70	H	Drexel	53 63	131	A	Pittsburgh	44 56
								89	H	New Hampshire	61 56	147	A	Columbia	69 55
												147	H	Columbia	77 70
												155	A	Towson	63 68
												196	A	Binghamton	54 51
												206	A	Dartmouth	74 84
												220	A	Saint Francis (PA)	78 72
												238	H	Canisius	60 43
												239	H	Howard	67 55
												242	A	Stony Brook	65 66
												245	H	Loyola Maryland	58 50
												268	A	Colgate	70 57
												319	A	Youngstown St.	80 75
												341	A	Delaware St.	72 51
LAST 12 Division I GAMES:															
206	A	Dartmouth	74 84	242	A	Stony Brook	65 66								
21	A	Harvard	59 62	238	H	Canisius	60 43								
147	A	Columbia	69 55	319	A	Youngstown St.	80 75								
147	H	Columbia	77 70	70	H	Drexel	53 63								
341	A	Delaware St.	72 51	220	A	Saint Francis (PA)	78 72								
196	A	Binghamton	54 51	131	A	Pittsburgh	44 56								

Non-Div I Games:

Cornell

Average RPI Win:	205	WON-LOST	WINNING	LAST 10	STRENGTH OF	OPP. STRENGTH	TEAM	ADJ.	CONF.	ADJ CONF.
Average RPI Loss:	95	RECORD	PCT. RANK	GAMES	SCHEDULE	OF SCHEDULE	RPI	RPI	RPI	RPI
DIV. I ONLY	15- 5	37	9- 1	220	110	86	86	10	10	
DIV. I NON-CONF.	7- 4	114	2- 1	268	174	135	135	11	11	
TOTALS	RPI 1-25	RPI 26-50	W-L RECORDS	RPI 51-100	RPI 101-150	RPI 150+				
15- 5	0- 0	0- 1	OVERALL	2- 3	3- 0	10- 1				
8- 1	0- 0	0- 0	HOME	1- 0	1- 0	6- 1				
7- 3	0- 0	0- 1	AWAY	1- 1	2- 0	4- 0				
0- 1	0- 0	0- 0	NEUTRAL	0- 1	0- 0	0- 0				
7- 4	0- 0	0- 1	NON-CONFERENCE	0- 3	0- 0	7- 0				
4- 0	0- 0	0- 0	HOME	0- 0	0- 0	4- 0				
3- 3	0- 0	0- 1	AWAY	0- 2	0- 0	3- 0				
0- 1	0- 0	0- 0	NEUTRAL	0- 1	0- 0	0- 0				
8- 1	0- 0	0- 0	CONFERENCE	2- 0	3- 0	3- 1				
4- 1	0- 0	0- 0	HOME	1- 0	1- 0	2- 1				
4- 0	0- 0	0- 0	AWAY	1- 0	2- 0	1- 0				
0- 0	0- 0	0- 0	NEUTRAL	0- 0	0- 0	0- 0				

RPI S	Opponent	Score	RPI S	Opponent	Score	RPI S	Opponent	Score	RPI S	Opponent	Score
			33 A	Drake	86 95	61 H	Ohio	88 80	112 A	Kent St.	98 97
						67 N	South Dakota	83 97	112 H	Kent St.	93 72
						87 A	Toledo	77 73	128 A	Ball St.	101 96
						91 A	Iowa St.	89 97	164 H	Milwaukee	114 104
						93 A	Western Ill.	79 83	189 H	Akron	55 84
									211 H	SIUE	97 78
									215 H	Miami (OH)	89 76
									227 A	Bradley	81 51
									256 A	Bowling Green	89 76
									259 H	Eastern Mich.	85 73
									302 A	Loyola Chicago	90 70
									304 A	UMKC	86 75
									313 H	Illinois St.	108 66
									329 H	Chicago St.	94 85
LAST 12 Division I GAMES:											
128 A	Ball St.	101 96	61 H	Ohio	88 80						
112 H	Kent St.	93 72	256 A	Bowling Green	89 76						
215 H	Miami (OH)	89 76	259 H	Eastern Mich.	85 73						
189 H	Akron	55 84	304 A	UMKC	86 75						
87 A	Toledo	77 73	67 N	South Dakota	83 97						
112 A	Kent St.	98 97	211 H	SIUE	97 78						

Non-Div I Games:

Northern Ill.

Average RPI Win:	195	WON-LOST	WINNING	LAST 10	STRENGTH OF	OPP. STRENGTH	TEAM	ADJ.	CONF.	ADJ CONF.
Average RPI Loss:	66	RECORD	PCT. RANK	GAMES	SCHEDULE	OF SCHEDULE	RPI	RPI	RPI	RPI
DIV. I ONLY	13- 6	77	6- 4	101	92	87	87	10	10	
DIV. I NON-CONF.	8- 2	49	2- 1	238	53	90	90	11	11	
TOTALS	RPI 1-25	RPI 26-50	W-L RECORDS	RPI 51-100	RPI 101-150	RPI 150+				
13- 6	0- 2	0- 0	OVERALL	4- 2	0- 2	9- 0				
7- 4	0- 1	0- 0	HOME	2- 2	0- 1	5- 0				
5- 1	0- 0	0- 0	AWAY	2- 0	0- 1	3- 0				
1- 1	0- 1	0- 0	NEUTRAL	0- 0	0- 0	1- 0				
8- 2	0- 2	0- 0	NON-CONFERENCE	1- 0	0- 0	7- 0				
4- 1	0- 1	0- 0	HOME	0- 0	0- 0	4- 0				
3- 0	0- 0	0- 0	AWAY	1- 0	0- 0	2- 0				
1- 1	0- 1	0- 0	NEUTRAL	0- 0	0- 0	1- 0				
5- 4	0- 0	0- 0	CONFERENCE	3- 2	0- 2	2- 0				
3- 3	0- 0	0- 0	HOME	2- 2	0- 1	1- 0				
2- 1	0- 0	0- 0	AWAY	1- 0	0- 1	1- 0				
0- 0	0- 0	0- 0	NEUTRAL	0- 0	0- 0	0- 0				

RPI 1-25				RPI 26-50				RPI 51-100				Team's RPI: 87	RPI 101+			
RPI	S	Opponent	Score	RPI	S	Opponent	Score	RPI	S	Opponent	Score		RPI	S	Opponent	Score
2	H	Notre Dame	68 85					61	H	Ohio	55 64		112	A	Kent St.	60 70
9	N	UCLA	73 75					71	A	Buffalo	73 64		128	H	Ball St.	45 51
								71	H	Buffalo	85 63		159	H	Detroit	72 66
								74	A	Dayton	76 72		193	A	Cleveland St.	92 59
								80	H	Central Mich.	74 72		215	H	Miami (OH)	64 50
								86	H	Northern Ill.	73 77		221	H	St. Bonaventure	74 50
													259	A	Eastern Mich.	66 49
													288	A	A&M-Corpus Christi	76 60
													291	N	Davidson	76 41
													294	H	Rhode Island	65 50
													318	H	Ill.-Chicago	79 51
LAST 12 Division I GAMES:																
				71	H	Buffalo	85 63					215	H	Miami (OH)	64 50	
				80	H	Central Mich.	74 72					259	A	Eastern Mich.	66 49	
				112	A	Kent St.	60 70					128	H	Ball St.	45 51	
				61	H	Ohio	55 64					159	H	Detroit	72 66	
				86	H	Northern Ill.	73 77					2	H	Notre Dame	68 85	
				71	A	Buffalo	73 64					221	H	St. Bonaventure	74 50	

Non-Div I Games: Madonna 99 47

Toledo

Average RPI Win:	226	WON-LOST	WINNING	LAST 10	STRENGTH OF	OPP. STRENGTH	TEAM	ADJ.	CONF.	ADJ CONF.
Average RPI Loss:	91	RECORD	PCT. RANK	GAMES	SCHEDULE	OF SCHEDULE	RPI	RPI	RPI	RPI
DIV. I ONLY	16- 6	52	2- 1	185	194	88	88	24	24	
DIV. I NON-CONF.	9- 6	126	0- 1	131	169	110	110	24	24	
TOTALS	RPI 1-25	RPI 26-50	W-L RECORDS	RPI 51-100	RPI 101-150	RPI 150+				
16- 6	0- 0	0- 1	OVERALL	2- 2	3- 2	11- 1				
10- 0	0- 0	0- 0	HOME	2- 0	1- 0	7- 0				
6- 3	0- 0	0- 0	AWAY	0- 1	2- 1	4- 1				
0- 3	0- 0	0- 1	NEUTRAL	0- 1	0- 1	0- 0				
9- 6	0- 0	0- 1	NON-CONFERENCE	1- 2	2- 2	6- 1				
7- 0	0- 0	0- 0	HOME	1- 0	1- 0	5- 0				
2- 3	0- 0	0- 0	AWAY	0- 1	1- 1	1- 1				
0- 3	0- 0	0- 1	NEUTRAL	0- 1	0- 1	0- 0				
7- 0	0- 0	0- 0	CONFERENCE	1- 0	1- 0	5- 0				
3- 0	0- 0	0- 0	HOME	1- 0	0- 0	2- 0				
4- 0	0- 0	0- 0	AWAY	0- 0	1- 0	3- 0				
0- 0	0- 0	0- 0	NEUTRAL	0- 0	0- 0	0- 0				

RPI 1-25				RPI 26-50				RPI 51-100				Team's RPI: 88		RPI 101+			
RPI	S	Opponent	Score	RPI	S	Opponent	Score	RPI	S	Opponent	Score			RPI	S	Opponent	Score
				27	N	Ohio St.	66 79	55	A	Quinnipiac	56 66			102	A	Northern Colo.	74 77
								69	N	George Washington	47 76			112	N	Kent St.	64 77
								92	H	Chattanooga	68 55			133	A	Hartford	70 63
								97	H	Jacksonville	60 57			139	A	Stetson	84 71
														141	H	Hampton	60 49
														169	H	UC Riverside	60 45
														181	A	Illinois	73 82
														191	H	Siena	66 42
														271	H	FIU	89 42
														273	H	N.C. A&T	67 41
														283	A	Lipscomb	90 63
														287	A	North Florida	68 51
														290	H	Savannah St.	89 40
														299	A	Kennesaw St.	75 56
														310	H	USC Upstate	93 43
														312	H	NJIT	73 53
														328	A	Fla. Atlantic	65 50
LAST 12 Division I GAMES:																	
				69	N	George Washington	47 76	283	A	Lipscomb	90 63						
				287	A	North Florida	68 51	139	A	Stetson	84 71						
				97	H	Jacksonville	60 57	290	H	Savannah St.	89 40						
				310	H	USC Upstate	93 43	169	H	UC Riverside	60 45						
				312	H	NJIT	73 53	141	H	Hampton	60 49						
				299	A	Kennesaw St.	75 56	92	H	Chattanooga	68 55						

Non-Div I Games: St. Thomas (FL) 71 48 Ave Maria 101 34

FGCU

Loss, Non-Conf, S Site, H Home A Away N Neutral

Average RPI Win:	233	WON-LOST	WINNING	LAST 10	STRENGTH OF	OPP. STRENGTH	TEAM	ADJ.	CONF.	ADJ CONF.
Average RPI Loss:	78	RECORD	PCT. RANK	GAMES	SCHEDULE	OF SCHEDULE	RPI	RPI	RPI	RPI
DIV. I ONLY	18- 3	13	10- 0	290	202	89	89	20	20	
DIV. I NON-CONF.	9- 3	63	3- 0	295	206	122	122	21	21	
TOTALS	RPI 1-25	RPI 26-50	W-L RECORDS	RPI 51-100	RPI 101-150	RPI 150+				
18- 3	0- 1	0- 0	OVERALL	0- 1	2- 1	16- 0				
10- 1	0- 0	0- 0	HOME	0- 0	2- 1	8- 0				
8- 2	0- 1	0- 0	AWAY	0- 1	0- 0	8- 0				
0- 0	0- 0	0- 0	NEUTRAL	0- 0	0- 0	0- 0				
9- 3	0- 1	0- 0	NON-CONFERENCE	0- 1	0- 1	9- 0				
5- 1	0- 0	0- 0	HOME	0- 0	0- 1	5- 0				
4- 2	0- 1	0- 0	AWAY	0- 1	0- 0	4- 0				
0- 0	0- 0	0- 0	NEUTRAL	0- 0	0- 0	0- 0				
9- 0	0- 0	0- 0	CONFERENCE	0- 0	2- 0	7- 0				
5- 0	0- 0	0- 0	HOME	0- 0	2- 0	3- 0				
4- 0	0- 0	0- 0	AWAY	0- 0	0- 0	4- 0				
0- 0	0- 0	0- 0	NEUTRAL	0- 0	0- 0	0- 0				

RPI 1-25				RPI 26-50				RPI 51-100 Team's RPI: 89				RPI 101+			
RPI	S	Opponent	Score	RPI	S	Opponent	Score	RPI	S	Opponent	Score	RPI	S	Opponent	Score
15	A	Kentucky	43 92					85	A	Cornell	56 61	118	H	Maine	50 44
												133	H	Hartford	58 50
												134	H	Yale	58 64
												160	A	Northeastern	66 63
												172	H	Albany (NY)	71 58
												191	A	Siena	77 67
												196	A	Binghamton	70 62
												202	H	Sacred Heart	71 43
												206	H	Dartmouth	64 47
												242	A	Stony Brook	56 45
												242	H	Stony Brook	49 46
												250	H	UMBC	60 50
												251	A	Manhattan	59 42
												270	A	Boston U.	59 51
												280	A	Vermont	57 49
												295	H	Bryant	62 60
												300	H	Central Conn. St.	56 52
												337	A	UMass Lowell	76 57
												345	H	Wagner	73 40
LAST 12 Division I GAMES:															
242	A	Stony Brook	56 45	196	A	Binghamton	70 62								
250	H	UMBC	60 50	172	H	Albany (NY)	71 58								
337	A	UMass Lowell	76 57	242	H	Stony Brook	49 46								
133	H	Hartford	58 50	206	H	Dartmouth	64 47								
118	H	Maine	50 44	251	A	Manhattan	59 42								
280	A	Vermont	57 49	300	H	Central Conn. St.	56 52								

Non-Div I Games: New England Col. 58 38

New Hampshire

■ Loss,
 ■ Non-Conf, S Site,
 ■ Home
 ■ Away
 N Neutral

Average RPI Win:	211	WON-LOST	WINNING	LAST 10	STRENGTH OF	OPP. STRENGTH	TEAM	ADJ.	CONF.	ADJ CONF.
Average RPI Loss:	65	RECORD	PCT. RANK	GAMES	SCHEDULE	OF SCHEDULE	RPI	RPI	RPI	RPI
DIV. I ONLY	16- 6	52	2- 0	167	121	90	90	15	15	
DIV. I NON-CONF.	8- 4	97	1- 0	141	97	99	99	17	17	
TOTALS	RPI 1-25	RPI 26-50	W-L RECORDS	RPI 51-100	RPI 101-150	RPI 150+				
16- 6	0- 2	0- 1	OVERALL	2- 2	3- 0	11- 1				
11- 1	0- 0	0- 1	HOME	2- 0	1- 0	8- 0				
4- 3	0- 1	0- 0	AWAY	0- 1	1- 0	3- 1				
1- 2	0- 1	0- 0	NEUTRAL	0- 1	1- 0	0- 0				
8- 4	0- 2	0- 1	NON-CONFERENCE	1- 1	2- 0	5- 0				
5- 1	0- 0	0- 1	HOME	1- 0	1- 0	3- 0				
2- 1	0- 1	0- 0	AWAY	0- 0	0- 0	2- 0				
1- 2	0- 1	0- 0	NEUTRAL	0- 1	1- 0	0- 0				
8- 2	0- 0	0- 0	CONFERENCE	1- 1	1- 0	6- 1				
6- 0	0- 0	0- 0	HOME	1- 0	0- 0	5- 0				
2- 2	0- 0	0- 0	AWAY	0- 1	1- 0	1- 1				
0- 0	0- 0	0- 0	NEUTRAL	0- 0	0- 0	0- 0				

RPI 1-25				RPI 26-50				RPI 51-100 Team's RPI: 90				RPI 101+			
RPI	S	Opponent	Score	RPI	S	Opponent	Score	RPI	S	Opponent	Score	RPI	S	Opponent	Score
14	A	Louisville	61 68	50	H	UT Arlington	68 71	51	H	Indiana	85 74	112	N	Kent St.	79 73
16	N	DePaul	69 77					69	N	George Washington	49 68	126	A	Old Dominion	67 62
								82	A	Charlotte	85 89	128	H	Ball St.	68 61
								83	H	Middle Tenn.	66 51	157	A	UTSA	77 80
												173	H	Louisiana Tech	67 58
												190	H	UAB	60 48
												198	H	Col. of Charleston	89 76
												234	H	Marshall	73 57
												254	A	Austin Peay	85 65
												271	H	FIU	90 38
												283	H	Lipscomb	87 35
												292	A	UTEP	71 54
												311	A	Eastern Ky.	90 63
												328	H	Fla. Atlantic	76 55
												349	H	Alabama A&M	96 32
LAST 12 Division I GAMES:															
112	N	Kent St.	79 73	190	H	UAB	60 48								
173	H	Louisiana Tech	67 58	126	A	Old Dominion	67 62								
157	A	UTSA	77 80	82	A	Charlotte	85 89								
292	A	UTEP	71 54	271	H	FIU	90 38								
234	H	Marshall	73 57	328	H	Fla. Atlantic	76 55								
83	H	Middle Tenn.	66 51	128	H	Ball St.	68 61								

Non-Div I Games:

Western Ky.

■ Loss,
 ■ Non-Conf,
 ■ S Site,
 ■ H Home
 ■ A Away
 N Neutral

Average RPI Win: 171		WON-LOST	WINNING	LAST 10	STRENGTH OF	OPP. STRENGTH	TEAM	ADJ.	CONF.	ADJ CONF.
Average RPI Loss: 37		RECORD	PCT. RANK	GAMES	SCHEDULE	OF SCHEDULE	RPI	RPI	RPI	RPI
DIV. I ONLY		12- 10	143	3- 7	27	49	91	91	4	4
DIV. I NON-CONF.		9- 2	37	1- 0	69	231	55	55	3	3
TOTALS		RPI 1-25	RPI 26-50		W-L RECORDS		RPI 51-100	RPI 101-150	RPI 150+	
12- 10	1- 6	1- 1		OVERALL		2- 2	2- 1	6- 0		
12- 4	1- 4	1- 0		HOME		2- 0	2- 0	6- 0		
0- 6	0- 2	0- 1		AWAY		0- 2	0- 1	0- 0		
0- 0	0- 0	0- 0		NEUTRAL		0- 0	0- 0	0- 0		
9- 2	0- 1	1- 0		NON-CONFERENCE		2- 1	0- 0	6- 0		
9- 1	0- 1	1- 0		HOME		2- 0	0- 0	6- 0		
0- 1	0- 0	0- 0		AWAY		0- 1	0- 0	0- 0		
0- 0	0- 0	0- 0		NEUTRAL		0- 0	0- 0	0- 0		
3- 8	1- 5	0- 1		CONFERENCE		0- 1	2- 1	0- 0		
3- 3	1- 3	0- 0		HOME		0- 0	2- 0	0- 0		
0- 5	0- 2	0- 1		AWAY		0- 1	0- 1	0- 0		
0- 0	0- 0	0- 0		NEUTRAL		0- 0	0- 0	0- 0		

RPI	S	Opponent	Score	RPI	S	Opponent	Score	RPI	S	Opponent	Score	RPI	S	Opponent	Score
4	H	Mississippi St.	81 85	33	H	Drake	75 67	54	H	UNI	76 68	135	H	Kansas	87 58
5	A	Baylor	42 68	45	A	Oklahoma St.	59 71	56	A	Iowa	76 88	142	A	TCU	75 80
5	H	Baylor	52 83					60	A	Texas Tech	66 75	142	H	TCU	72 69
11	H	Texas	68 75					86	H	Northern Ill.	97 89	195	H	New Orleans	100 63
17	H	Kansas St.	75 69									202	H	Sacred Heart	76 56
23	A	Oklahoma	63 78									236	H	UC Santa Barbara	77 60
23	H	Oklahoma	57 67									290	H	Savannah St.	74 51
												323	H	Arkansas St.	105 53
												341	H	Delaware St.	88 57
LAST 12 Division I GAMES:															
5	H	Baylor	52 83	23	H	Oklahoma	57 67								
142	H	TCU	72 69	135	H	Kansas	87 58								
23	A	Oklahoma	63 78	60	A	Texas Tech	66 75								
17	H	Kansas St.	75 69	11	H	Texas	68 75								
5	A	Baylor	42 68	45	A	Oklahoma St.	59 71								
142	A	TCU	75 80	202	H	Sacred Heart	76 56								

Non-Div I Games:

Iowa St.

■ Loss,
 ■ Non-Conf, S Site,
 ■ Home
 ■ Away
 N Neutral

Chattanooga

Through Games Of Feb. 2, 2017

Average RPI Win:	218	WON-LOST	WINNING	LAST 10	STRENGTH OF	OPP. STRENGTH	TEAM	ADJ.	CONF.	ADJ CONF.
Average RPI Loss:	69	RECORD	PCT. RANK	GAMES	SCHEDULE	OF SCHEDULE	RPI	RPI	RPI	RPI
DIV. I ONLY	13- 9	127	8- 2	87	102	92	92	19	19	
DIV. I NON-CONF.	6- 8	203	2- 2	86	6	128	128	22	22	
TOTALS	RPI 1-25	RPI 26-50	W-L RECORDS	RPI 51-100	RPI 101-150	RPI 150+				
13- 9	0- 3	0- 1	OVERALL	0- 3	3- 1	10- 1				
5- 4	0- 1	0- 1	HOME	0- 2	2- 0	3- 0				
6- 4	0- 2	0- 0	AWAY	0- 1	1- 0	5- 1				
2- 1	0- 0	0- 0	NEUTRAL	0- 0	0- 1	2- 0				
6- 8	0- 3	0- 1	NON-CONFERENCE	0- 3	1- 1	5- 0				
1- 4	0- 1	0- 1	HOME	0- 2	1- 0	0- 0				
3- 3	0- 2	0- 0	AWAY	0- 1	0- 0	3- 0				
2- 1	0- 0	0- 0	NEUTRAL	0- 0	0- 1	2- 0				
7- 1	0- 0	0- 0	CONFERENCE	0- 0	2- 0	5- 1				
4- 0	0- 0	0- 0	HOME	0- 0	1- 0	3- 0				
3- 1	0- 0	0- 0	AWAY	0- 0	1- 0	2- 1				
0- 0	0- 0	0- 0	NEUTRAL	0- 0	0- 0	0- 0				

RPI 1-25				RPI 26-50				RPI 51-100 Team's RPI: 92				RPI 101+			
RPI	S	Opponent	Score	RPI	S	Opponent	Score	RPI	S	Opponent	Score	RPI	S	Opponent	Score
1	A	UConn	43 80	34	H	Green Bay	55 71	51	H	Indiana	76 79	117	A	Mercer	74 56
2	H	Notre Dame	58 79					66	H	Florida	61 72	117	H	Mercer	70 50
14	A	Louisville	47 63					88	A	FGCU	55 68	118	N	Maine	39 49
												139	H	Stetson	66 55
												177	H	ETSU	60 45
												184	A	Rutgers	66 53
												231	A	Wofford	71 61
												232	A	Samford	77 61
												240	A	Presbyterian	56 48
												248	A	Furman	48 65
												253	H	UNCG	58 55
												256	N	Bowling Green	54 49
												265	A	UT Martin	80 60
												297	H	Western Caro.	67 46
												324	N	Lafayette	68 43
LAST 12 Division I GAMES:															
117	H	Mercer	70 50	117	A	Mercer	74 56								
248	A	Furman	48 65	232	A	Samford	77 61								
231	A	Wofford	71 61	240	A	Presbyterian	56 48								
253	H	UNCG	58 55	2	H	Notre Dame	58 79								
297	H	Western Caro.	67 46	88	A	FGCU	55 68								
177	H	ETSU	60 45	139	H	Stetson	66 55								

Non-Div I Games:

Chattanooga

■ Loss,
■ Non-Conf, S Site,
■ Home
■ Away
N Neutral

Average RPI Win:	231	WON-LOST	WINNING	LAST 10	STRENGTH OF	OPP. STRENGTH	TEAM	ADJ.	CONF.	ADJ CONF.
Average RPI Loss:	69	RECORD	PCT. RANK	GAMES	SCHEDULE	OF SCHEDULE	RPI	RPI	RPI	RPI
DIV. I ONLY	15- 6	62	7- 3	225	164	93	93	11	11	
DIV. I NON-CONF.	8- 3	67	2- 0	296	216	104	104	9	9	
TOTALS	RPI 1-25	RPI 26-50	W-L RECORDS	RPI 51-100	RPI 101-150	RPI 150+				
15- 6	0- 0	0- 3	OVERALL	2- 2	2- 0	11- 1				
7- 1	0- 0	0- 0	HOME	1- 1	1- 0	5- 0				
8- 5	0- 0	0- 0	AWAY	1- 0	1- 0	6- 0				
0- 0	0- 0	0- 0	NEUTRAL	0- 0	0- 0	0- 0				
8- 3	0- 0	0- 2	NON-CONFERENCE	1- 0	0- 0	7- 1				
4- 0	0- 0	0- 0	HOME	1- 0	0- 0	3- 0				
4- 3	0- 0	0- 2	AWAY	0- 0	0- 0	4- 1				
0- 0	0- 0	0- 0	NEUTRAL	0- 0	0- 0	0- 0				
7- 3	0- 0	0- 1	CONFERENCE	1- 2	2- 0	4- 0				
3- 1	0- 0	0- 0	HOME	0- 1	1- 0	2- 0				
4- 2	0- 0	0- 1	AWAY	1- 1	1- 0	2- 0				
0- 0	0- 0	0- 0	NEUTRAL	0- 0	0- 0	0- 0				

RPI 1-25			RPI 26-50			RPI 51-100			Team's RPI: 93			RPI 101+			
RPI	S	Opponent	Score	RPI	S	Opponent	Score	RPI	S	Opponent	Score	RPI	S	Opponent	Score
32	A	Missouri	68 71	67	A	South Dakota	86 78	145	A	Oral Roberts	76 62				
39	A	Marquette	61 77	68	A	IUPUI	52 66	145	H	Oral Roberts	76 72				
41	A	South Dakota St.	58 73	68	H	IUPUI	72 76	162	A	Omaha	78 74				
				86	H	Northern Ill.	83 79	164	A	Milwaukee	68 76				
								211	A	SIUE	76 74				
								227	H	Bradley	91 77				
								276	H	North Dakota St.	110 81				
								285	A	Southeast Mo. St.	100 87				
								296	H	Denver	87 62				
								304	A	UMKC	78 65				
								305	H	Eastern Ill.	83 62				
								313	H	Illinois St.	80 50				
								317	A	Fort Wayne	75 53				
								329	A	Chicago St.	54 50				
LAST 12 Division I GAMES:															
145	A	Oral Roberts	76 62	145	H	Oral Roberts	76 72								
67	A	South Dakota	86 78	296	H	Denver	87 62								
68	H	IUPUI	72 76	68	A	IUPUI	52 66								
41	A	South Dakota St.	58 73	317	A	Fort Wayne	75 53								
276	H	North Dakota St.	110 81	313	H	Illinois St.	80 50								
162	A	Omaha	78 74	329	A	Chicago St.	54 50								

Non-Div I Games: Graceland (IA) 118 40 Monmouth (IL) 113 29

Western Ill.

Loss, Non-Conf, S Site, H Home A Away N Neutral

Average RPI Win:	172	WON-LOST	WINNING	LAST 10	STRENGTH OF	OPP. STRENGTH	TEAM	ADJ.	CONF.	ADJ CONF.
Average RPI Loss:	66	RECORD	PCT. RANK	GAMES	SCHEDULE	OF SCHEDULE	RPI	RPI	RPI	RPI
DIV. I ONLY	14- 9	123	5- 5	77	76	94	94	6	6	
DIV. I NON-CONF.	9- 5	112	2- 1	188	104	134	134	5	5	
<hr/>										
TOTALS	RPI 1-25	RPI 26-50	W-L RECORDS	RPI 51-100	RPI 101-150	RPI 150+				
14- 9	0- 2	2- 2	OVERALL	2- 3	2- 1	8- 1				
8- 4	0- 1	1- 1	HOME	2- 1	0- 0	5- 1				
4- 3	0- 0	1- 1	AWAY	0- 1	2- 1	1- 0				
2- 2	0- 1	0- 0	NEUTRAL	0- 1	0- 0	2- 0				
9- 5	0- 1	0- 0	NON-CONFERENCE	1- 2	2- 1	6- 1				
5- 2	0- 0	0- 0	HOME	1- 1	0- 0	4- 1				
2- 1	0- 0	0- 0	AWAY	0- 0	2- 1	0- 0				
2- 2	0- 1	0- 0	NEUTRAL	0- 1	0- 0	2- 0				
5- 4	0- 1	2- 2	CONFERENCE	1- 1	0- 0	2- 0				
3- 2	0- 1	1- 1	HOME	1- 0	0- 0	1- 0				
2- 2	0- 0	1- 1	AWAY	0- 1	0- 0	1- 0				
0- 0	0- 0	0- 0	NEUTRAL	0- 0	0- 0	0- 0				

RPI 1-25				RPI 26-50				RPI 51-100 Team's RPI: 94				RPI 101+			
RPI	S	Opponent	Score	RPI	S	Opponent	Score	RPI	S	Opponent	Score	RPI	S	Opponent	Score
8	N	Stanford	69 78	27	H	Ohio St.	56 61	51	A	Indiana	60 74	118	A	Maine	47 67
18	H	Maryland	70 85	42	A	Northwestern	60 76	64	N	Villanova	44 58	128	A	Ball St.	58 42
				46	A	Michigan St.	76 66	68	H	IUPUI	62 67	131	A	Pittsburgh	67 61
				46	H	Michigan St.	66 54	80	H	Central Mich.	62 51	160	N	Northeastern	79 54
								98	H	Penn St.	64 51	166	H	Nebraska	88 45
												171	N	Wichita St.	86 49
												200	H	Southern Ill.	61 64
												205	A	Wisconsin	79 57
												259	H	Eastern Mich.	77 50
												268	H	Colgate	71 51
												310	H	USC Upstate	71 41
												342	H	N.C. Central	61 27
<hr/>															
LAST 12 Division I GAMES:															
				18	H	Maryland	70 85	98	H	Penn St.	64 51				
				166	H	Nebraska	88 45	46	H	Michigan St.	66 54				
				46	A	Michigan St.	76 66	42	A	Northwestern	60 76				
				51	A	Indiana	60 74	68	H	IUPUI	62 67				
				27	H	Ohio St.	56 61	259	H	Eastern Mich.	77 50				
				205	A	Wisconsin	79 57	342	H	N.C. Central	61 27				

Non-Div I Games:

Purdue

■ Loss,
 ■ Non-Conf, S Site,
 ■ Home
 ■ Away
 N Neutral

Average RPI Win:	215	WON-LOST	WINNING	LAST 10	STRENGTH OF	OPP. STRENGTH	TEAM	ADJ.	CONF.	ADJ CONF.
Average RPI Loss:	75	RECORD	PCT. RANK	GAMES	SCHEDULE	OF SCHEDULE	RPI	RPI	RPI	RPI
DIV. I ONLY	14- 5	48	8- 2	224	126	95	95	13	13	
DIV. I NON-CONF.	6- 3	97	2- 0	266	153	148	148	15	15	
TOTALS	RPI 1-25	RPI 26-50	W-L RECORDS	RPI 51-100	RPI 101-150	RPI 150+				
14- 5	0- 0	0- 2	OVERALL	3- 2	1- 1	10- 0				
9- 1	0- 0	0- 0	HOME	2- 0	1- 1	6- 0				
5- 4	0- 0	0- 2	AWAY	1- 2	0- 0	4- 0				
0- 0	0- 0	0- 0	NEUTRAL	0- 0	0- 0	0- 0				
6- 3	0- 0	0- 2	NON-CONFERENCE	2- 0	0- 1	4- 0				
4- 1	0- 0	0- 0	HOME	1- 0	0- 1	3- 0				
2- 2	0- 0	0- 2	AWAY	1- 0	0- 0	1- 0				
0- 0	0- 0	0- 0	NEUTRAL	0- 0	0- 0	0- 0				
8- 2	0- 0	0- 0	CONFERENCE	1- 2	1- 0	6- 0				
5- 0	0- 0	0- 0	HOME	1- 0	1- 0	3- 0				
3- 2	0- 0	0- 0	AWAY	0- 2	0- 0	3- 0				
0- 0	0- 0	0- 0	NEUTRAL	0- 0	0- 0	0- 0				

RPI 1-25				RPI 26-50				RPI 51-100				Team's RPI: 95	RPI 101+			
RPI	S	Opponent	Score	RPI	S	Opponent	Score	RPI	S	Opponent	Score		RPI	S	Opponent	Score
				33	A	Drake	50 63	67	H	South Dakota	69 62		143	H	Idaho	71 74
				46	A	Michigan St.	51 63	75	A	Boise St.	54 64		148	H	New Mexico	68 52
								77	A	UNLV	46 51		176	H	Fresno St.	70 48
								77	H	UNLV	79 57		192	H	San Jose St.	89 60
								79	A	Colorado	82 75		210	A	Utah St.	71 48
													225	H	San Diego St.	80 67
													262	H	Southern Utah	68 48
													286	A	Nevada	72 59
													296	H	Denver	59 49
													316	A	Air Force	66 54
													333	A	Montana	67 42
													338	H	Cal St. Fullerton	61 26
LAST 12 Division I GAMES:																
				225	H	San Diego St.	80 67						210	A	Utah St.	71 48
				75	A	Boise St.	54 64						176	H	Fresno St.	70 48
				77	A	UNLV	46 51						77	H	UNLV	79 57
				148	H	New Mexico	68 52						316	A	Air Force	66 54
				192	H	San Jose St.	89 60						79	A	Colorado	82 75
				286	A	Nevada	72 59						333	A	Montana	67 42

Non-Div I Games: Adams St. 79 40 Chadron St. 74 50

Wyoming

Loss, Non-Conf, S Site, H Home A Away N Neutral

Average RPI Win:	200	WON-LOST	WINNING	LAST 10	STRENGTH OF	OPP. STRENGTH	TEAM	ADJ.	CONF.	ADJ CONF.
Average RPI Loss:	106	RECORD	PCT. RANK	GAMES	SCHEDULE	OF SCHEDULE	RPI	RPI	RPI	RPI
DIV. I ONLY	14- 8	103	7- 3	127	148	96	96	25	25	
DIV. I NON-CONF.	8- 6	141	2- 2	111	81	100	100	23	23	
TOTALS	RPI 1-25	RPI 26-50	W-L RECORDS	RPI 51-100	RPI 101-150	RPI 150+				
14- 8	1- 1	0- 1	OVERALL	0- 3	3- 0	10- 3				
7- 1	0- 1	0- 0	HOME	0- 0	2- 0	5- 0				
5- 4	0- 0	0- 0	AWAY	0- 1	1- 0	4- 3				
2- 3	1- 0	0- 1	NEUTRAL	0- 2	0- 0	1- 0				
8- 6	1- 1	0- 1	NON-CONFERENCE	0- 3	1- 0	6- 1				
3- 1	0- 1	0- 0	HOME	0- 0	1- 0	2- 0				
3- 2	0- 0	0- 0	AWAY	0- 1	0- 0	3- 1				
2- 3	1- 0	0- 1	NEUTRAL	0- 2	0- 0	1- 0				
6- 2	0- 0	0- 0	CONFERENCE	0- 0	2- 0	4- 2				
4- 0	0- 0	0- 0	HOME	0- 0	1- 0	3- 0				
2- 2	0- 0	0- 0	AWAY	0- 0	1- 0	1- 2				
0- 0	0- 0	0- 0	NEUTRAL	0- 0	0- 0	0- 0				

RPI 1-25				RPI 26-50				RPI 51-100 Team's RPI: 96				RPI 101+			
RPI	S	Opponent	Score	RPI	S	Opponent	Score	RPI	S	Opponent	Score	RPI	S	Opponent	Score
12	H	Duke	46 83	45	N	Oklahoma St.	57 63	55	N	Quinnipiac	60 63	104	A	UC Davis	64 51
22	N	South Fla.	73 68					66	N	Florida	53 83	104	H	UC Davis	64 62
								72	A	Southern California	74 82	147	H	Columbia	73 60
												161	A	San Francisco	71 73
												169	H	UC Riverside	55 51
												178	H	Houston	65 55
												197	A	Loyola Marymount	81 78
												203	A	CSUN	56 63
												207	H	Pacific	66 58
												228	H	Hawaii	68 57
												236	A	UC Santa Barbara	60 65
												252	H	Cal Poly	83 80
												270	N	Boston U.	61 48
												286	A	Nevada	97 93
												303	A	Pepperdine	44 41
												338	A	Cal St. Fullerton	65 48
LAST 12 Division I GAMES:															
203	A	CSUN	56 63	104	A	UC Davis	64 51								
169	H	UC Riverside	55 51	228	H	Hawaii	68 57								
338	A	Cal St. Fullerton	65 48	147	H	Columbia	73 60								
104	H	UC Davis	64 62	55	N	Quinnipiac	60 63								
236	A	UC Santa Barbara	60 65	45	N	Oklahoma St.	57 63								
252	H	Cal Poly	83 80	22	N	South Fla.	73 68								

Non-Div I Games: Biola 76 48

Long Beach St.

■ Loss,
 ■ Non-Conf,
 ■ S Site,
 ■ Home
 ■ A Away
 N Neutral

Jacksonville

Through Games Of Feb. 2, 2017

Average RPI Win:	254	WON-LOST	WINNING	LAST 10	STRENGTH OF	OPP. STRENGTH	TEAM	ADJ.	CONF.	ADJ CONF.
Average RPI Loss:	59	RECORD	PCT. RANK	GAMES	SCHEDULE	OF SCHEDULE	RPI	RPI	RPI	RPI
DIV. I ONLY	13- 6	77	7- 3	156	199	97	97	24	24	
DIV. I NON-CONF.	8- 4	97	2- 2	83	156	57	57	24	24	
TOTALS	RPI 1-25	RPI 26-50	W-L RECORDS	RPI 51-100	RPI 101-150	RPI 150+				
13- 6	0- 3	0- 0	OVERALL	1- 2	1- 1	11- 0				
7- 1	0- 0	0- 0	HOME	1- 0	0- 1	6- 0				
4- 4	0- 3	0- 0	AWAY	0- 1	0- 0	4- 0				
2- 1	0- 0	0- 0	NEUTRAL	0- 1	1- 0	1- 0				
8- 4	0- 3	0- 0	NON-CONFERENCE	1- 1	1- 0	6- 0				
4- 0	0- 0	0- 0	HOME	1- 0	0- 0	3- 0				
2- 3	0- 3	0- 0	AWAY	0- 0	0- 0	2- 0				
2- 1	0- 0	0- 0	NEUTRAL	0- 1	1- 0	1- 0				
5- 2	0- 0	0- 0	CONFERENCE	0- 1	0- 1	5- 0				
3- 1	0- 0	0- 0	HOME	0- 0	0- 1	3- 0				
2- 1	0- 0	0- 0	AWAY	0- 1	0- 0	2- 0				
0- 0	0- 0	0- 0	NEUTRAL	0- 0	0- 0	0- 0				

RPI 1-25				RPI 26-50				RPI 51-100 Team's RPI: 97				RPI 101+			
RPI	S	Opponent	Score	RPI	S	Opponent	Score	RPI	S	Opponent	Score	RPI	S	Opponent	Score
7	A	Florida St.	47 90					73	N	North Carolina	57 87	104	N	UC Davis	61 54
22	A	South Fla.	52 64					88	A	FGCU	57 60	139	H	Stetson	49 65
24	A	Auburn	41 53					100	H	Troy	77 70	231	N	Wofford	66 60
												246	H	South Ala.	62 55
												258	H	Bethune-Cookman	69 63
												271	A	FIU	71 56
												283	H	Lipscomb	84 60
												287	H	North Florida	68 58
												290	A	Savannah St.	55 40
												299	H	Kennesaw St.	72 48
												307	H	Nicholls St.	76 71
												310	A	USC Upstate	65 47
												312	A	NJIT	75 56
LAST 12 Division I GAMES:															
139	H	Stetson	49 65	287	H	North Florida	68 58								
88	A	FGCU	57 60	231	N	Wofford	66 60								
283	H	Lipscomb	84 60	104	N	UC Davis	61 54								
299	H	Kennesaw St.	72 48	24	A	Auburn	41 53								
312	A	NJIT	75 56	73	N	North Carolina	57 87								
310	A	USC Upstate	65 47	100	H	Troy	77 70								

Non-Div I Games: Thomas (GA) 100 43 Johnson & Wales (Fl110 31 Fla. Memorial 76 51

Jacksonville

Loss, Non-Conf, S Site, H Home A Away N Neutral

Average RPI Win:	183	WON-LOST	WINNING	LAST 10	STRENGTH OF	OPP. STRENGTH	TEAM	ADJ.	CONF.	ADJ CONF.
Average RPI Loss:	67	RECORD	PCT. RANK	GAMES	SCHEDULE	OF SCHEDULE	RPI	RPI	RPI	RPI
DIV. I ONLY	14- 8	103	4- 6	140	58	98	98	6	6	
DIV. I NON-CONF.	10- 2	33	2- 0	185	121	61	61	5	5	
TOTALS	RPI 1-25	RPI 26-50	W-L RECORDS	RPI 51-100	RPI 101-150	RPI 150+				
14- 8	1- 1	0- 2	OVERALL	1- 4	1- 0	11- 1				
11- 1	1- 0	0- 0	HOME	1- 1	1- 0	8- 0				
2- 6	0- 1	0- 1	AWAY	0- 3	0- 0	2- 1				
1- 1	0- 0	0- 1	NEUTRAL	0- 0	0- 0	1- 0				
10- 2	1- 0	0- 1	NON-CONFERENCE	0- 1	1- 0	8- 0				
7- 0	1- 0	0- 0	HOME	0- 0	1- 0	5- 0				
2- 1	0- 0	0- 0	AWAY	0- 1	0- 0	2- 0				
1- 1	0- 0	0- 1	NEUTRAL	0- 0	0- 0	1- 0				
4- 6	0- 1	0- 1	CONFERENCE	1- 3	0- 0	3- 1				
4- 1	0- 0	0- 0	HOME	1- 1	0- 0	3- 0				
0- 5	0- 1	0- 1	AWAY	0- 2	0- 0	0- 1				
0- 0	0- 0	0- 0	NEUTRAL	0- 0	0- 0	0- 0				

RPI 1-25				RPI 26-50				RPI 51-100				RPI 101+			
RPI	S	Opponent	Score	RPI	S	Opponent	Score	RPI	S	Opponent	Score	RPI	S	Opponent	Score
13	H	Tennessee	70 56	27	A	Ohio St.	72 87	51	A	Indiana	66 72	131	H	Pittsburgh	91 62
18	A	Maryland	83 89	40	N	Georgetown	54 68	51	H	Indiana	70 89	151	H	Iona	80 67
								56	H	Iowa	71 58	165	A	Boston College	60 56
								70	A	Drexel	60 83	166	H	Nebraska	86 69
								94	A	Purdue	51 64	181	H	Illinois	82 66
												182	H	American	70 65
												184	A	Rutgers	45 61
												189	H	Akron	84 71
												205	H	Wisconsin	76 46
												234	H	Marshall	82 80
												272	N	Georgia St.	69 42
												306	H	Saint Peter's	106 50
												314	A	Holy Cross	84 48
LAST 12 Division I GAMES:															
27	A	Ohio St.	72 87	94	A	Purdue	51 64								
181	H	Illinois	82 66	56	H	Iowa	71 58								
51	A	Indiana	66 72	184	A	Rutgers	45 61								
166	H	Nebraska	86 69	51	H	Indiana	70 89								
205	H	Wisconsin	76 46	151	H	Iona	80 67								
18	A	Maryland	83 89	182	H	American	70 65								

Non-Div I Games:

Penn St.

Average RPI Win:	196	WON-LOST	WINNING	LAST 10	STRENGTH OF	OPP. STRENGTH	TEAM	ADJ.	CONF.	ADJ CONF.
Average RPI Loss:	86	RECORD	PCT. RANK	GAMES	SCHEDULE	OF SCHEDULE	RPI	RPI	RPI	RPI
DIV. I ONLY	13- 9	127	7- 3	112	89	99	99	14	14	
DIV. I NON-CONF.	6- 5	148	0- 1	57	24	79	79	12	12	
TOTALS	RPI 1-25	RPI 26-50	W-L RECORDS	RPI 51-100	RPI 101-150	RPI 150+				
13- 9	0- 3	0- 1	OVERALL	1- 1	4- 2	8- 2				
6- 2	0- 2	0- 0	HOME	0- 0	2- 0	4- 0				
4- 6	0- 0	0- 1	AWAY	0- 1	0- 2	4- 2				
3- 1	0- 1	0- 0	NEUTRAL	1- 0	2- 0	0- 0				
6- 5	0- 3	0- 1	NON-CONFERENCE	1- 0	2- 1	3- 0				
1- 2	0- 2	0- 0	HOME	0- 0	0- 0	1- 0				
2- 2	0- 0	0- 1	AWAY	0- 0	0- 1	2- 0				
3- 1	0- 1	0- 0	NEUTRAL	1- 0	2- 0	0- 0				
7- 4	0- 0	0- 0	CONFERENCE	0- 1	2- 1	5- 2				
5- 0	0- 0	0- 0	HOME	0- 0	2- 0	3- 0				
2- 4	0- 0	0- 0	AWAY	0- 1	0- 1	2- 2				
0- 0	0- 0	0- 0	NEUTRAL	0- 0	0- 0	0- 0				

RPI 1-25				RPI 26-50				RPI 51-100 Team's RPI: 99				RPI 101+			
RPI	S	Opponent	Score	RPI	S	Opponent	Score	RPI	S	Opponent	Score	RPI	S	Opponent	Score
6	N	Oregon St.	56 65	48	A	Utah	60 77	77	N	UNLV	63 54	105	A	Georgia	51 81
10	H	Washington	70 82					81	A	Gonzaga	52 87	127	H	St. Mary's (CA)	70 65
23	H	Oklahoma	61 68									137	N	Saint Joseph's	71 56
												140	N	Tulsa	71 56
												146	A	Santa Clara	63 64
												146	H	Santa Clara	72 66
												161	A	San Francisco	63 70
												197	A	Loyola Marymount	74 77
												197	H	Loyola Marymount	76 59
												207	A	Pacific	68 55
												207	H	Pacific	68 50
												210	A	Utah St.	60 40
												218	H	San Diego	81 63
												243	H	Weber St.	73 64
												303	A	Pepperdine	73 47
												330	A	Utah Valley	68 50
LAST 12 Division I GAMES:															
81	A	Gonzaga	52 87	161	A	San Francisco	63 70								
197	A	Loyola Marymount	74 77	207	A	Pacific	68 55								
146	H	Santa Clara	72 66	127	H	St. Mary's (CA)	70 65								
207	H	Pacific	68 50	197	H	Loyola Marymount	76 59								
303	A	Pepperdine	73 47	146	A	Santa Clara	63 64								
218	H	San Diego	81 63	10	H	Washington	70 82								

Non-Div I Games:

BYU

■ Loss,
 ■ Non-Conf,
 S Site,
 ■ Home
 ■ Away
 N Neutral

Average RPI Win:	213	WON-LOST	WINNING	LAST 10	STRENGTH OF	OPP. STRENGTH	TEAM	ADJ.	CONF.	ADJ CONF.
Average RPI Loss:	109	RECORD	PCT. RANK	GAMES	SCHEDULE	OF SCHEDULE	RPI	RPI	RPI	RPI
DIV. I ONLY	12- 6	92	7- 2	174	150	100	100	22	22	
DIV. I NON-CONF.	5- 4	143	0- 2	137	45	102	102	19	19	
TOTALS	RPI 1-25	RPI 26-50	W-L RECORDS	RPI 51-100	RPI 101-150	RPI 150+				
12- 6	0- 2	1- 0	OVERALL	2- 2	0- 0	9- 2				
5- 2	0- 0	1- 0	HOME	1- 0	0- 0	3- 2				
5- 4	0- 0	0- 0	AWAY	0- 0	0- 0	5- 0				
2- 0	0- 0	0- 0	NEUTRAL	1- 0	0- 0	1- 0				
5- 4	0- 2	0- 0	NON-CONFERENCE	2- 1	0- 0	3- 1				
2- 1	0- 0	0- 0	HOME	1- 0	0- 0	1- 1				
1- 3	0- 2	0- 0	AWAY	0- 1	0- 0	1- 0				
2- 0	0- 0	0- 0	NEUTRAL	1- 0	0- 0	1- 0				
7- 2	0- 0	1- 0	CONFERENCE	0- 1	0- 0	6- 1				
3- 1	0- 0	1- 0	HOME	0- 0	0- 0	2- 1				
4- 1	0- 0	0- 0	AWAY	0- 1	0- 0	4- 0				
0- 0	0- 0	0- 0	NEUTRAL	0- 0	0- 0	0- 0				

RPI 1-25				RPI 26-50				RPI 51-100				RPI 101+			
RPI	S	Opponent	Score	RPI	S	Opponent	Score	RPI	S	Opponent	Score	RPI	S	Opponent	Score
13	A	Tennessee	84 110	50	H	UT Arlington	85 68	58	A	Little Rock	74 77	190	H	UAB	77 81
24	A	Auburn	52 61					64	N	Villanova	93 85	199	H	Alabama St.	95 66
								78	H	Belmont	91 74	209	H	Texas St.	65 54
								97	A	Jacksonville	70 77	246	A	South Ala.	73 57
												255	A	Ga. Southern	89 86
												255	H	Ga. Southern	77 67
												272	A	Georgia St.	87 69
												272	H	Georgia St.	65 68
												302	N	Loyola Chicago	91 67
												307	A	Nicholls St.	100 75
												323	A	Arkansas St.	83 75
LAST 12 Division I GAMES:															
272	H	Georgia St.	65 68	255	A	Ga. Southern	89 86								
255	H	Ga. Southern	77 67	272	A	Georgia St.	87 69								
323	A	Arkansas St.	83 75	246	A	South Ala.	73 57								
58	A	Little Rock	74 77	13	A	Tennessee	84 110								
50	H	UT Arlington	85 68	190	H	UAB	77 81								
209	H	Texas St.	65 54	307	A	Nicholls St.	100 75								

Non-Div I Games: Armstrong St. 118 72 Thomas (GA) 110 55

Troy

SFA										
Average RPI Win:	249	WON-LOST	WINNING	LAST 10	STRENGTH OF	OPP. STRENGTH	TEAM	ADJ.	CONF.	ADJ CONF.
Average RPI Loss:	67	RECORD	PCT. RANK	GAMES	SCHEDULE	OF SCHEDULE	RPI	RPI	RPI	RPI
DIV. I ONLY	14- 3	17	9- 1	299	245	101	101	27	27	
DIV. I NON-CONF.	6- 2	63	2- 0	176	124	53	53	27	27	
TOTALS	RPI 1-25	RPI 26-50	W-L RECORDS	RPI 51-100	RPI 101-150	RPI 150+				
14- 3	0- 1	1- 0	OVERALL	0- 1	2- 1	11- 0				
6- 1	0- 0	0- 0	HOME	0- 0	0- 1	6- 0				
8- 2	0- 1	1- 0	AWAY	0- 1	2- 0	5- 0				
0- 0	0- 0	0- 0	NEUTRAL	0- 0	0- 0	0- 0				
6- 2	0- 1	1- 0	NON-CONFERENCE	0- 1	1- 0	4- 0				
2- 0	0- 0	0- 0	HOME	0- 0	0- 0	2- 0				
4- 2	0- 1	1- 0	AWAY	0- 1	1- 0	2- 0				
0- 0	0- 0	0- 0	NEUTRAL	0- 0	0- 0	0- 0				
8- 1	0- 0	0- 0	CONFERENCE	0- 0	1- 1	7- 0				
4- 1	0- 0	0- 0	HOME	0- 0	0- 1	4- 0				
4- 0	0- 0	0- 0	AWAY	0- 0	1- 0	3- 0				
0- 0	0- 0	0- 0	NEUTRAL	0- 0	0- 0	0- 0				

RPI 1-25				RPI 26-50				RPI 51-100				RPI 101+ Team's RPI: 101			
RPI	S	Opponent	Score	RPI	S	Opponent	Score	RPI	S	Opponent	Score	RPI	S	Opponent	Score
20	A	Texas A&M	48 63	50	A	UT Arlington	65 60	67	A	South Dakota	74 80	113	H	Central Ark.	63 67
												114	A	Abilene Christian	70 61
												144	A	George Mason	77 76
												173	A	Louisiana Tech	60 58
												195	H	New Orleans	88 61
												279	A	McNeese	96 65
												288	H	A&M-Corpus Christi	64 56
												289	H	Prairie View	88 64
												293	A	Coppin St.	72 57
												307	H	Nicholls St.	80 55
												333	H	Montana	54 46
												335	A	Incarinate Word	94 75
												339	H	Houston Baptist	86 49
												343	A	Sam Houston St.	83 65
LAST 12 Division I GAMES:															
				343	A	Sam Houston St.	83 65					288	H	A&M-Corpus Christi	64 56
				195	H	New Orleans	88 61					279	A	McNeese	96 65
				113	H	Central Ark.	63 67					339	H	Houston Baptist	86 49
				335	A	Incarinate Word	94 75					289	H	Prairie View	88 64
				307	H	Nicholls St.	80 55					333	H	Montana	54 46
				114	A	Abilene Christian	70 61					173	A	Louisiana Tech	60 58

Non-Div I Games: Okla. Panhandle 77 43 Tex. Permian Basin 89 70 LSU-Shreveport 93 56

SFA

Loss, Non-Conf, S Site, H Home A Away N Neutral

Average RPI Win: 234		WON-LOST	WINNING	LAST 10	STRENGTH OF		OPP. STRENGTH	TEAM	ADJ.	CONF.	ADJ CONF.
Average RPI Loss: 94		RECORD	PCT. RANK	GAMES	SCHEDULE	OF SCHEDULE	RPI	RPI	RPI	RPI	
DIV. I ONLY		17- 3	15	10- 0	310	192	102	102	18	18	
DIV. I NON-CONF.		7- 3	83	1- 1	241	159	105	105	18	18	
TOTALS		RPI 1-25	RPI 26-50		W-L RECORDS		RPI 51-100	RPI 101-150	RPI 150+		
17- 3	0- 0	0- 0		OVERALL		2- 2	0- 1		15- 0		
9- 1	0- 0	0- 0		HOME		2- 1	0- 0		7- 0		
7- 2	0- 0	0- 0		AWAY		0- 1	0- 1		7- 0		
1- 0	0- 0	0- 0		NEUTRAL		0- 0	0- 0		1- 0		
7- 3	0- 0	0- 0		NON-CONFERENCE		1- 2	0- 1		6- 0		
3- 1	0- 0	0- 0		HOME		1- 1	0- 0		2- 0		
3- 2	0- 0	0- 0		AWAY		0- 1	0- 1		3- 0		
1- 0	0- 0	0- 0		NEUTRAL		0- 0	0- 0		1- 0		
10- 0	0- 0	0- 0		CONFERENCE		1- 0	0- 0		9- 0		
6- 0	0- 0	0- 0		HOME		1- 0	0- 0		5- 0		
4- 0	0- 0	0- 0		AWAY		0- 0	0- 0		4- 0		
0- 0	0- 0	0- 0		NEUTRAL		0- 0	0- 0		0- 0		

RPI 1-25				RPI 26-50				RPI 51-100				RPI 101+				Team's RPI: 102	
RPI	S	Opponent	Score	RPI	S	Opponent	Score	RPI	S	Opponent	Score	RPI	S	Opponent	Score		
								62	H	Montana St.	66 58	127	A	St. Mary's (CA)	65 75		
								76	A	Colorado St.	47 58	157	A	UTSA	73 66		
								79	H	Colorado	62 83	201	A	Idaho St.	77 62		
								88	H	FGCU	77 74	207	A	Pacific	60 56		
												218	H	San Diego	54 51		
												241	H	Portland St.	91 62		
												243	A	Weber St.	88 79		
												259	N	Eastern Mich.	58 57		
												261	H	Sacramento St.	95 88		
												262	A	Southern Utah	83 53		
												262	H	Southern Utah	74 55		
												282	A	Northern Ariz.	69 66		
												282	H	Northern Ariz.	75 64		
												296	H	Denver	68 48		
												316	A	Air Force	71 44		
												333	H	Montana	65 46		
LAST 12 Division I GAMES:																	
				262	H	Southern Utah	74 55	282	A	Northern Ariz.	69 66						
				282	H	Northern Ariz.	75 64	262	A	Southern Utah	83 53						
				243	A	Weber St.	88 79	241	H	Portland St.	91 62						
				201	A	Idaho St.	77 62	261	H	Sacramento St.	95 88						
				62	H	Montana St.	66 58	207	A	Pacific	60 56						
				333	H	Montana	65 46	127	A	St. Mary's (CA)	65 75						

Non-Div I Games:	Colo. Christian	90	47
------------------	-----------------	----	----

Northern Colo.

Loss, Non-Conf, S Site, H Home A Away N Neutral

Average RPI Win:	215	WON-LOST	WINNING	LAST 10	STRENGTH OF	OPP. STRENGTH	TEAM	ADJ.	CONF.	ADJ CONF.
Average RPI Loss:	51	RECORD	PCT. RANK	GAMES	SCHEDULE	OF SCHEDULE	RPI	RPI	RPI	RPI
DIV. I ONLY	14- 8	103	4- 6	129	79	103	103	2	2	
DIV. I NON-CONF.	11- 2	24	3- 0	322	263	119	119	2	2	
TOTALS	RPI 1-25	RPI 26-50	W-L RECORDS	RPI 51-100	RPI 101-150	RPI 150+				
14- 8	1- 4	1- 1	OVERALL	0- 1	3- 2	9- 0				
13- 1	1- 0	1- 0	HOME	0- 0	3- 1	8- 0				
0- 7	0- 4	0- 1	AWAY	0- 1	0- 1	0- 0				
1- 0	0- 0	0- 0	NEUTRAL	0- 0	0- 0	1- 0				
11- 2	0- 0	1- 1	NON-CONFERENCE	0- 1	1- 0	9- 0				
10- 0	0- 0	1- 0	HOME	0- 0	1- 0	8- 0				
0- 2	0- 0	0- 1	AWAY	0- 1	0- 0	0- 0				
1- 0	0- 0	0- 0	NEUTRAL	0- 0	0- 0	1- 0				
3- 6	1- 4	0- 0	CONFERENCE	0- 0	2- 2	0- 0				
3- 1	1- 0	0- 0	HOME	0- 0	2- 1	0- 0				
0- 5	0- 4	0- 0	AWAY	0- 0	0- 1	0- 0				
0- 0	0- 0	0- 0	NEUTRAL	0- 0	0- 0	0- 0				

RPI	S	Opponent	Score	RPI	S	Opponent	Score	RPI	S	Opponent	Score	RPI	S	Opponent	Score	Team's RPI: 103
3	A	South Carolina	46 65	38	H	Oregon	83 67	77	A	UNLV	57 64	105	H	Georgia	69 62	
4	A	Mississippi St.	62 73	49	A	West Virginia	61 66					119	A	Alabama	80 90	
13	H	Tennessee	67 62									119	H	Alabama	57 65	
15	A	Kentucky	57 89									120	H	VCU	77 57	
24	A	Auburn	60 83									125	H	Arkansas	73 64	
												205	N	Wisconsin	69 44	
												254	H	Austin Peay	66 38	
												263	H	Jacksonville St.	68 50	
												277	H	Mississippi Val.	67 30	
												283	H	Lipscomb	76 49	
												308	H	High Point	73 62	
												331	H	La.-Monroe	97 40	
												336	H	Southeastern La.	81 31	
												347	H	Jackson St.	89 41	
LAST 12 Division I GAMES:																
105	H	Georgia	69 62	24	A	Auburn	60 83									
15	A	Kentucky	57 89	119	A	Alabama	80 90									
119	H	Alabama	57 65	125	H	Arkansas	73 64									
3	A	South Carolina	46 65	277	H	Mississippi Val.	67 30									
4	A	Mississippi St.	62 73	254	H	Austin Peay	66 38									
13	H	Tennessee	67 62	120	H	VCU	77 57									

Non-Div I Games:

Ole Miss

■ Loss,
 ■ Non-Conf,
 ■ S Site,
 ■ H Home
 ■ A Away
 N Neutral

Average RPI Win:	220	WON-LOST	WINNING	LAST 10	STRENGTH OF	OPP. STRENGTH	TEAM	ADJ.	CONF.	ADJ CONF.
Average RPI Loss:	81	RECORD	PCT. RANK	GAMES	SCHEDULE	OF SCHEDULE	RPI	RPI	RPI	RPI
DIV. I ONLY	15- 6	62	7- 3	202	132	104	104	25	25	
DIV. I NON-CONF.	8- 4	97	2- 1	92	68	65	65	23	23	
TOTALS	RPI 1-25	RPI 26-50	W-L RECORDS	RPI 51-100	RPI 101-150	RPI 150+				
15- 6	0- 2	0- 0	OVERALL	1- 3	2- 0	12- 1				
8- 2	0- 0	0- 0	HOME	1- 1	1- 0	6- 1				
7- 3	0- 2	0- 0	AWAY	0- 1	1- 0	6- 0				
0- 1	0- 0	0- 0	NEUTRAL	0- 1	0- 0	0- 0				
8- 4	0- 2	0- 0	NON-CONFERENCE	1- 1	2- 0	5- 1				
4- 1	0- 0	0- 0	HOME	1- 0	1- 0	2- 1				
4- 2	0- 2	0- 0	AWAY	0- 0	1- 0	3- 0				
0- 1	0- 0	0- 0	NEUTRAL	0- 1	0- 0	0- 0				
7- 2	0- 0	0- 0	CONFERENCE	0- 2	0- 0	7- 0				
4- 1	0- 0	0- 0	HOME	0- 1	0- 0	4- 0				
3- 1	0- 0	0- 0	AWAY	0- 1	0- 0	3- 0				
0- 0	0- 0	0- 0	NEUTRAL	0- 0	0- 0	0- 0				

RPI 1-25				RPI 26-50				RPI 51-100				RPI 101+ Team's RPI: 104			
RPI	S	Opponent	Score	RPI	S	Opponent	Score	RPI	S	Opponent	Score	RPI	S	Opponent	Score
6	A	Oregon St.	52 93					62	H	Montana St.	70 62	127	H	St. Mary's (CA)	68 66
8	A	Stanford	42 68					96	A	Long Beach St.	62 64	136	A	UCF	77 71
								96	H	Long Beach St.	51 64	161	A	San Francisco	78 58
								97	N	Jacksonville	54 61	169	H	UC Riverside	72 55
												180	H	Hofstra	60 64
												203	H	CSUN	81 65
												207	A	Pacific	95 87
												225	H	San Diego St.	75 55
												228	H	Hawaii	70 55
												252	A	Cal Poly	61 53
												261	A	Sacramento St.	110 78
												269	H	Portland	66 52
												327	A	UC Irvine	89 48
												338	A	Cal St. Fullerton	70 51
												338	H	Cal St. Fullerton	59 39
LAST 12 Division I GAMES:															
252	A	Cal Poly	61 53	96	H	Long Beach St.	51 64								
338	H	Cal St. Fullerton	59 39	228	H	Hawaii	70 55								
169	H	UC Riverside	72 55	327	A	UC Irvine	89 48								
96	A	Long Beach St.	62 64	97	N	Jacksonville	54 61								
338	A	Cal St. Fullerton	70 51	136	A	UCF	77 71								
203	H	CSUN	81 65	161	A	San Francisco	78 58								

Non-Div I Games: Holy Names 91 51

UC Davis

■ Loss,
 ■ Non-Conf,
 ■ S Site,
 ■ H Home
 ■ A Away
 N Neutral

Average RPI Win:	169	WON-LOST	WINNING	LAST 10	STRENGTH OF	OPP. STRENGTH	TEAM	ADJ.	CONF.	ADJ CONF.
Average RPI Loss:	58	RECORD	PCT. RANK	GAMES	SCHEDULE	OF SCHEDULE	RPI	RPI	RPI	RPI
DIV. I ONLY	11- 11	167	4- 6	49	47	105	105	2	2	
DIV. I NON-CONF.	8- 5	124	1- 2	146	133	132	132	2	2	
<hr/>										
TOTALS	RPI 1-25	RPI 26-50	W-L RECORDS	RPI 51-100	RPI 101-150	RPI 150+				
11- 11	1- 4	0- 2	OVERALL	2- 3	3- 1	5- 1				
8- 4	1- 1	0- 0	HOME	1- 2	2- 0	4- 1				
2- 6	0- 2	0- 2	AWAY	0- 1	1- 1	1- 0				
1- 1	0- 1	0- 0	NEUTRAL	1- 0	0- 0	0- 0				
8- 5	0- 1	0- 1	NON-CONFERENCE	2- 2	1- 0	5- 1				
6- 2	0- 0	0- 0	HOME	1- 1	1- 0	4- 1				
1- 2	0- 0	0- 1	AWAY	0- 1	0- 0	1- 0				
1- 1	0- 1	0- 0	NEUTRAL	1- 0	0- 0	0- 0				
3- 6	1- 3	0- 1	CONFERENCE	0- 1	2- 1	0- 0				
2- 2	1- 1	0- 0	HOME	0- 1	1- 0	0- 0				
1- 4	0- 2	0- 1	AWAY	0- 0	1- 1	0- 0				
0- 0	0- 0	0- 0	NEUTRAL	0- 0	0- 0	0- 0				

RPI 1-25				RPI 26-50				RPI 51-100				RPI 101+ Team's RPI: 105			
RPI	S	Opponent	Score	RPI	S	Opponent	Score	RPI	S	Opponent	Score	RPI	S	Opponent	Score
3	A	South Carolina	63 66	32	A	Missouri	45 63	53	N	Minnesota	70 58	103	A	Ole Miss	62 69
3	H	South Carolina	44 62	45	A	Oklahoma St.	51 71	57	A	Georgia Tech	45 52	110	H	Vanderbilt	70 68
15	A	Kentucky	61 82					65	H	Virginia	43 66	117	H	Mercer	72 64
20	H	Texas A&M	69 59					66	H	Florida	68 76	125	A	Arkansas	69 66
22	N	South Fla.	65 81					99	H	BYU	81 51	156	A	Cincinnati	51 48
<hr/>															
LAST 12 Division I GAMES:															
125	A	Arkansas	69 66	110	H	Vanderbilt	70 68								
103	A	Ole Miss	62 69	20	H	Texas A&M	69 59								
3	H	South Carolina	44 62	32	A	Missouri	45 63								
66	H	Florida	68 76	297	H	Western Caro.	78 43								
15	A	Kentucky	61 82	232	H	Samford	59 65								
3	A	South Carolina	63 66	65	H	Virginia	43 66								

Non-Div I Games:

Georgia

■ Loss,
 ■ Non-Conf, S Site,
 ■ Home
 ■ Away
 N Neutral

Average RPI Win:	259	WON-LOST	WINNING	LAST 10	STRENGTH OF	OPP. STRENGTH	TEAM	ADJ.	CONF.	ADJ CONF.
Average RPI Loss:	78	RECORD	PCT. RANK	GAMES	SCHEDULE	OF SCHEDULE	RPI	RPI	RPI	RPI
DIV. I ONLY	15- 5	37	9- 1	276	207	106	106	23	23	
DIV. I NON-CONF.	6- 4	126	0- 1	217	109	124	124	25	25	
TOTALS	RPI 1-25	RPI 26-50	W-L RECORDS	RPI 51-100	RPI 101-150	RPI 150+				
15- 5	0- 1	0- 1	OVERALL	0- 1	0- 2	15- 0				
8- 0	0- 0	0- 0	HOME	0- 0	0- 0	8- 0				
7- 4	0- 1	0- 1	AWAY	0- 1	0- 1	7- 0				
0- 1	0- 0	0- 0	NEUTRAL	0- 0	0- 1	0- 0				
6- 4	0- 1	0- 0	NON-CONFERENCE	0- 1	0- 2	6- 0				
4- 0	0- 0	0- 0	HOME	0- 0	0- 0	4- 0				
2- 3	0- 1	0- 0	AWAY	0- 1	0- 1	2- 0				
0- 1	0- 0	0- 0	NEUTRAL	0- 0	0- 1	0- 0				
9- 1	0- 0	0- 1	CONFERENCE	0- 0	0- 0	9- 0				
4- 0	0- 0	0- 0	HOME	0- 0	0- 0	4- 0				
5- 1	0- 0	0- 1	AWAY	0- 0	0- 0	5- 0				
0- 0	0- 0	0- 0	NEUTRAL	0- 0	0- 0	0- 0				

RPI 1-25				RPI 26-50				RPI 51-100				RPI 101+ Team's RPI: 106			
RPI	S	Opponent	Score	RPI	S	Opponent	Score	RPI	S	Opponent	Score	RPI	S	Opponent	Score
13	A	Tennessee	55 85	47	A	Bucknell	64 67	63	A	Wake Forest	65 75	125	N	Arkansas	67 70
												144	A	George Mason	64 68
												151	H	Iona	73 68
												168	A	Army West Point	63 58
												180	H	Hofstra	78 69
												193	H	Cleveland St.	88 63
												245	H	Loyola Maryland	77 51
												268	A	Colgate	80 67
												270	A	Boston U.	62 59
												270	H	Boston U.	55 41
												275	H	Liberty	67 66
												286	A	Nevada	79 62
												309	A	Lehigh	66 64
												314	A	Holy Cross	73 71
												314	H	Holy Cross	57 56
												316	A	Air Force	64 46
												324	H	Lafayette	76 41
LAST 12 Division I GAMES:															
270	H	Boston U.	55 41	268	A	Colgate	80 67								
314	A	Holy Cross	73 71	270	A	Boston U.	62 59								
168	A	Army West Point	63 58	314	H	Holy Cross	57 56								
309	A	Lehigh	66 64	47	A	Bucknell	64 67								
324	H	Lafayette	76 41	144	A	George Mason	64 68								
245	H	Loyola Maryland	77 51	275	H	Liberty	67 66								

Non-Div I Games: Goucher 93 40

Navy

■ Loss,
 ■ Non-Conf,
 ■ S Site,
 ■ H Home
 ■ A Away
 N Neutral

East Carolina

Through Games Of Feb. 2, 2017

Average RPI Win:	198	WON-LOST	WINNING	LAST 10	STRENGTH OF	OPP. STRENGTH	TEAM	ADJ.	CONF.	ADJ CONF.
Average RPI Loss:	67	RECORD	PCT. RANK	GAMES	SCHEDULE	OF SCHEDULE	RPI	RPI	RPI	RPI
DIV. I ONLY	9- 12	211	1- 9	21	90	107	107	5	5	
DIV. I NON-CONF.	8- 4	97	2- 1	85	265	88	88	6	6	
TOTALS	RPI 1-25	RPI 26-50	W-L RECORDS	RPI 51-100	RPI 101-150	RPI 150+				
9- 12	0- 4	0- 3	OVERALL	0- 1	2- 3	7- 1				
6- 4	0- 2	0- 1	HOME	0- 0	1- 1	5- 0				
1- 7	0- 2	0- 1	AWAY	0- 1	0- 2	1- 1				
2- 1	0- 0	0- 1	NEUTRAL	0- 0	1- 0	1- 0				
8- 4	0- 1	0- 1	NON-CONFERENCE	0- 1	1- 1	7- 0				
5- 1	0- 1	0- 0	HOME	0- 0	0- 0	5- 0				
1- 2	0- 0	0- 0	AWAY	0- 1	0- 1	1- 0				
2- 1	0- 0	0- 1	NEUTRAL	0- 0	1- 0	1- 0				
1- 8	0- 3	0- 2	CONFERENCE	0- 0	1- 2	0- 1				
1- 3	0- 1	0- 1	HOME	0- 0	1- 1	0- 0				
0- 5	0- 2	0- 1	AWAY	0- 0	0- 1	0- 1				
0- 0	0- 0	0- 0	NEUTRAL	0- 0	0- 0	0- 0				

RPI	S	Opponent	Score	RPI	S	Opponent	Score	RPI	S	Opponent	Score	RPI	S	Opponent	Score	Team's RPI: 107
1	A	UConn	45 90	30	A	Temple	47 78	82	A	Charlotte	64 79	109	H	SMU	58 57	
1	H	UConn	44 91	35	H	Tulane	45 61					128	N	Ball St.	82 69	
22	A	South Fla.	48 79	49	N	West Virginia	47 79					130	A	William & Mary	72 82	
24	H	Auburn	52 61									136	H	UCF	42 54	
												140	A	Tulsa	92 100	
												156	A	Cincinnati	64 74	
												159	H	Detroit	83 81	
												217	H	UNCW	75 65	
												219	H	Southern U.	62 55	
												229	H	UMES	66 58	
												237	N	Marist	70 68	
												240	H	Presbyterian	54 46	
												244	A	Richmond	71 60	
LAST 12 Division I GAMES:																
140	A	Tulsa	92 100	109	H	SMU	58 57									
1	H	UConn	44 91	1	A	UConn	45 90									
156	A	Cincinnati	64 74	35	H	Tulane	45 61									
136	H	UCF	42 54	130	A	William & Mary	72 82									
22	A	South Fla.	48 79	219	H	Southern U.	62 55									
30	A	Temple	47 78	244	A	Richmond	71 60									

Non-Div I Games: Greensboro 107 40

East Carolina

Loss, Non-Conf, S Site, H Home A Away N Neutral

Average RPI Win:	189	WON-LOST	WINNING	LAST 10	STRENGTH OF	OPP. STRENGTH	TEAM	ADJ.	CONF.	ADJ CONF.
Average RPI Loss:	93	RECORD	PCT. RANK	GAMES	SCHEDULE	OF SCHEDULE	RPI	RPI	RPI	RPI
DIV. I ONLY	12- 8	125	6- 4	81	151	108	108	8	8	
DIV. I NON-CONF.	6- 5	148	1- 2	88	260	153	153	8	8	
TOTALS	RPI 1-25	RPI 26-50	W-L RECORDS	RPI 51-100	RPI 101-150	RPI 150+				
12- 8	0- 1	0- 3	OVERALL	0- 0	2- 2	10- 2				
6- 5	0- 0	0- 2	HOME	0- 0	1- 2	5- 1				
6- 1	0- 1	0- 0	AWAY	0- 0	1- 0	5- 0				
0- 2	0- 0	0- 1	NEUTRAL	0- 0	0- 0	0- 1				
6- 5	0- 0	0- 2	NON-CONFERENCE	0- 0	1- 1	5- 2				
4- 3	0- 0	0- 1	HOME	0- 0	1- 1	3- 1				
2- 0	0- 0	0- 0	AWAY	0- 0	0- 0	2- 0				
0- 2	0- 0	0- 1	NEUTRAL	0- 0	0- 0	0- 1				
6- 3	0- 1	0- 1	CONFERENCE	0- 0	1- 1	5- 0				
2- 2	0- 0	0- 1	HOME	0- 0	0- 1	2- 0				
4- 1	0- 1	0- 0	AWAY	0- 0	1- 0	3- 0				
0- 0	0- 0	0- 0	NEUTRAL	0- 0	0- 0	0- 0				

RPI 1-25				RPI 26-50				RPI 51-100				RPI 101+ Team's RPI: 108			
RPI	S	Opponent	Score	RPI	S	Opponent	Score	RPI	S	Opponent	Score	RPI	S	Opponent	Score
25	A	Elon	42 69	40	H	Georgetown	46 54					130	A	William & Mary	68 54
				44	H	James Madison	51 66					130	H	William & Mary	49 60
				46	N	Michigan St.	64 81					133	H	Hartford	66 67
												144	H	George Mason	67 51
												155	A	Towson	73 67
												159	N	Detroit	64 66
												160	H	Northeastern	65 53
												168	H	Army West Point	47 61
												180	A	Hofstra	73 56
												182	A	American	56 55
												198	H	Col. of Charleston	71 66
												208	H	Princeton	66 62
												217	A	UNCW	63 52
												221	H	St. Bonaventure	43 40
												230	H	Robert Morris	67 65
												245	A	Loyola Maryland	47 45
LAST 12 Division I GAMES:															
155	A	Towson	73 67	25	A	Elon	42 69								
130	A	William & Mary	68 54	217	A	UNCW	63 52								
198	H	Col. of Charleston	71 66	130	H	William & Mary	49 60								
160	H	Northeastern	65 53	133	H	Hartford	66 67								
180	A	Hofstra	73 56	168	H	Army West Point	47 61								
44	H	James Madison	51 66	245	A	Loyola Maryland	47 45								

Non-Div I Games:

Delaware

■ Loss,
■ Non-Conf,
■ S Site,
■ H Home
■ A Away
N Neutral

SMU				STRENGTH OF SCHEDULE	OPP. STRENGTH OF SCHEDULE	TEAM RPI	ADJ. RPI	CONF. RPI	ADJ CONF. RPI
Average RPI Win:	188	WON-LOST RECORD	WINNING PCT. RANK						
Average RPI Loss:	83		LAST 10 GAMES						
DIV. I ONLY	12- 10	143	4- 6	83	64	109	109	5	5
DIV. I NON-CONF.	9- 4	85	3- 0	152	88	78	78	6	6

TOTALS	RPI 1-25	RPI 26-50	W-L RECORDS	RPI 51-100	RPI 101-150	RPI 150+			
12- 10	1- 3	0- 1	OVERALL	0- 1	1- 4	10- 1			
8- 3	1- 2	0- 1	HOME	0- 0	0- 0	7- 0			
2- 6	0- 0	0- 0	AWAY	0- 1	1- 4	1- 1			
2- 1	0- 1	0- 0	NEUTRAL	0- 0	0- 0	2- 0			
9- 4	1- 1	0- 0	NON-CONFERENCE	0- 1	1- 2	7- 0			
6- 0	1- 0	0- 0	HOME	0- 0	0- 0	5- 0			
1- 3	0- 0	0- 0	AWAY	0- 1	1- 2	0- 0			
2- 1	0- 1	0- 0	NEUTRAL	0- 0	0- 0	2- 0			
3- 6	0- 2	0- 1	CONFERENCE	0- 0	0- 2	3- 1			
2- 3	0- 2	0- 1	HOME	0- 0	0- 0	2- 0			
1- 3	0- 0	0- 0	AWAY	0- 0	0- 2	1- 1			
0- 0	0- 0	0- 0	NEUTRAL	0- 0	0- 0	0- 0			

RPI 1-25				RPI 26-50				RPI 51-100				RPI 101+ Team's RPI: 109			
RPI	S	Opponent	Score	RPI	S	Opponent	Score	RPI	S	Opponent	Score	RPI	S	Opponent	Score
1	H	UConn	48 88	35	H	Tulane	59 71	79	A	Colorado	50 67	107	A	East Carolina	57 58
4	N	Mississippi St.	42 91									135	A	Kansas	75 63
20	H	Texas A&M	54 53									140	A	Tulsa	59 66
22	H	South Fla.	51 52									142	A	TCU	67 76
												148	A	New Mexico	49 64
												156	A	Cincinnati	65 67
												156	H	Cincinnati	64 47
												165	N	Boston College	72 64
												178	A	Houston	66 45
												186	H	Memphis	53 44
												209	H	Texas St.	64 56
												213	H	Texas Southern	61 36
												216	H	North Texas	65 51
												224	H	Seattle U	77 43
												264	N	Grambling	56 36
												289	H	Prairie View	61 54
LAST 12 Division I GAMES:															
186	H	Memphis	53 44	35	H	Tulane	59 71	107	A	East Carolina	57 58				
140	A	Tulsa	59 66					156	H	Cincinnati	64 47				
22	H	South Fla.	51 52					224	H	Seattle U	77 43				
178	A	Houston	66 45					213	H	Texas Southern	61 36				
156	A	Cincinnati	65 67					264	N	Grambling	56 36				
1	H	UConn	48 88												

Non-Div I Games:

SMU

■ Loss,
 ■ Non-Conf,
 ■ S Site,
 ■ H Home
 ■ A Away
 N Neutral

Average RPI Win:	181	WON-LOST	WINNING	LAST 10	STRENGTH OF	OPP. STRENGTH	TEAM	ADJ.	CONF.	ADJ CONF.
Average RPI Loss:	59	RECORD	PCT. RANK	GAMES	SCHEDULE	OF SCHEDULE	RPI	RPI	RPI	RPI
DIV. I ONLY	11- 11	167	1- 9	59	46	110	110	2	2	
DIV. I NON-CONF.	10- 3	54	1- 2	120	144	56	56	2	2	
TOTALS	RPI 1-25	RPI 26-50	W-L RECORDS	RPI 51-100	RPI 101-150	RPI 150+				
11- 11	1- 5	1- 1	OVERALL	1- 2	1- 2	7- 1				
7- 5	1- 3	1- 1	HOME	1- 1	1- 0	3- 0				
3- 6	0- 2	0- 0	AWAY	0- 1	0- 2	3- 1				
1- 0	0- 0	0- 0	NEUTRAL	0- 0	0- 0	1- 0				
10- 3	1- 1	1- 0	NON-CONFERENCE	1- 1	0- 0	7- 1				
6- 1	1- 1	1- 0	HOME	1- 0	0- 0	3- 0				
3- 2	0- 0	0- 0	AWAY	0- 1	0- 0	3- 1				
1- 0	0- 0	0- 0	NEUTRAL	0- 0	0- 0	1- 0				
1- 8	0- 4	0- 1	CONFERENCE	0- 1	1- 2	0- 0				
1- 4	0- 2	0- 1	HOME	0- 1	1- 0	0- 0				
0- 4	0- 2	0- 0	AWAY	0- 0	0- 2	0- 0				
0- 0	0- 0	0- 0	NEUTRAL	0- 0	0- 0	0- 0				

RPI S	Opponent	Score	RPI S	Opponent	Score	RPI S	Opponent	Score	RPI S	Opponent	Score	Team's RPI: 110
12	H Duke	77 73	32	H Missouri	68 74	51	A Indiana	61 94	105	A Georgia	68 70	
13	A Tennessee	63 91	35	H Tulane	74 63	66	H Florida	73 93	119	H Alabama	87 80	
13	H Tennessee	57 70				70	H Drexel	73 63	125	A Arkansas	56 59	
14	H Louisville	66 78							177	A ETSU	80 72	
20	A Texas A&M	72 77							186	A Memphis	59 75	
24	H Auburn	59 64							211	N SIUE	73 63	
									230	H Robert Morris	75 59	
									257	H Tennessee Tech	89 57	
									265	A UT Martin	79 77	
									299	H Kennesaw St.	86 54	
									316	A Air Force	75 49	
LAST 12 Division I GAMES:												
66	H Florida	73 93	105	A Georgia	68 70							
119	H Alabama	87 80	13	H Tennessee	57 70							
13	A Tennessee	63 91	20	A Texas A&M	72 77							
125	A Arkansas	56 59	186	A Memphis	59 75							
32	H Missouri	68 74	14	H Louisville	66 78							
24	H Auburn	59 64	257	H Tennessee Tech	89 57							

Non-Div I Games:

Vanderbilt

Saint Louis

Through Games Of Feb. 2, 2017

Average RPI Win:	212	WON-LOST	WINNING	LAST 10	STRENGTH OF	OPP. STRENGTH	TEAM	ADJ.	CONF.	ADJ CONF.
Average RPI Loss:	115	RECORD	PCT. RANK	GAMES	SCHEDULE	OF SCHEDULE	RPI	RPI	RPI	RPI
DIV. I ONLY	18- 5	26	8- 2	301	119	111	111	12	12	
DIV. I NON-CONF.	10- 3	54	2- 0	325	172	139	139	13	13	
TOTALS	RPI 1-25	RPI 26-50	W-L RECORDS	RPI 51-100	RPI 101-150	RPI 150+				
18- 5	0- 0	1- 0	OVERALL	2- 2	3- 2	12- 1				
9- 2	0- 0	1- 0	HOME	2- 1	2- 0	4- 1				
9- 3	0- 0	0- 0	AWAY	0- 1	1- 2	8- 0				
0- 0	0- 0	0- 0	NEUTRAL	0- 0	0- 0	0- 0				
10- 3	0- 0	1- 0	NON-CONFERENCE	1- 1	0- 1	8- 1				
5- 1	0- 0	1- 0	HOME	1- 0	0- 0	3- 1				
5- 2	0- 0	0- 0	AWAY	0- 1	0- 1	5- 0				
0- 0	0- 0	0- 0	NEUTRAL	0- 0	0- 0	0- 0				
8- 2	0- 0	0- 0	CONFERENCE	1- 1	3- 1	4- 0				
4- 1	0- 0	0- 0	HOME	1- 1	2- 0	1- 0				
4- 1	0- 0	0- 0	AWAY	0- 0	1- 1	3- 0				
0- 0	0- 0	0- 0	NEUTRAL	0- 0	0- 0	0- 0				

RPI S	Opponent	Score	RPI S	Opponent	Score	RPI S	Opponent	Score	RPI S	Opponent	Score	Team's RPI: 111
32	H Missouri	72 61	58	A Little Rock	43 56	116	A Duquesne	65 94				
			59	H Washington St.	73 70	120	A VCU	62 48				
			69	H George Washington	67 59	121	H Fordham	82 58				
			74	H Dayton	67 78	140	A Tulsa	64 70				
						144	H George Mason	89 50				
						187	H Indiana St.	67 70				
						197	A Loyola Marymount	90 76				
						211	H SIUE	90 49				
						221	H St. Bonaventure	64 49				
						227	A Bradley	68 58				
						274	A Massachusetts	81 60				
						283	A Lipscomb	83 38				
						285	A Southeast Mo. St.	89 50				
						291	A Davidson	106 69				
						294	A Rhode Island	68 50				
						311	H Eastern Ky.	78 51				
						327	A UC Irvine	79 69				
						348	H Morgan St.	71 43				
LAST 12 Division I GAMES:												
274	A Massachusetts	81 60	221	H St. Bonaventure	64 49							
121	H Fordham	82 58	120	A VCU	62 48							
69	H George Washington	67 59	144	H George Mason	89 50							
294	A Rhode Island	68 50	291	A Davidson	106 69							
116	A Duquesne	65 94	283	A Lipscomb	83 38							
74	H Dayton	67 78	32	H Missouri	72 61							

Non-Div I Games:

Saint Louis

■ Loss,
 ■ Non-Conf,
 ■ S Site,
 ■ H Home
 ■ A Away
 N Neutral

Average RPI Win:	204	WON-LOST	WINNING	LAST 10	STRENGTH OF	OPP. STRENGTH	TEAM	ADJ.	CONF.	ADJ CONF.
Average RPI Loss:	97	RECORD	PCT. RANK	GAMES	SCHEDULE	OF SCHEDULE	RPI	RPI	RPI	RPI
DIV. I ONLY	12- 10	143	6- 4	73	180	112	112	10	10	
DIV. I NON-CONF.	6- 6	165	0- 2	108	200	149	149	11	11	
TOTALS	RPI 1-25	RPI 26-50	W-L RECORDS	RPI 51-100	RPI 101-150	RPI 150+				
12- 10	0- 1	0- 0	OVERALL	3- 6	1- 1	8- 2				
7- 3	0- 0	0- 0	HOME	1- 2	0- 0	6- 1				
4- 5	0- 0	0- 0	AWAY	1- 3	1- 1	2- 1				
1- 2	0- 1	0- 0	NEUTRAL	1- 1	0- 0	0- 0				
6- 6	0- 1	0- 0	NON-CONFERENCE	1- 3	1- 0	4- 2				
4- 1	0- 0	0- 0	HOME	0- 0	0- 0	4- 1				
1- 3	0- 0	0- 0	AWAY	0- 2	1- 0	0- 1				
1- 2	0- 1	0- 0	NEUTRAL	1- 1	0- 0	0- 0				
6- 4	0- 0	0- 0	CONFERENCE	2- 3	0- 1	4- 0				
3- 2	0- 0	0- 0	HOME	1- 2	0- 0	2- 0				
3- 2	0- 0	0- 0	AWAY	1- 1	0- 1	2- 0				
0- 0	0- 0	0- 0	NEUTRAL	0- 0	0- 0	0- 0				

RPI 1-25				RPI 26-50				RPI 51-100				RPI 101+ Team's RPI: 112			
RPI	S	Opponent	Score	RPI	S	Opponent	Score	RPI	S	Opponent	Score	RPI	S	Opponent	Score
5	N	Baylor	42 84					53	A	Minnesota	62 92	128	A	Ball St.	47 71
								56	A	Iowa	48 83	138	A	Wright St.	79 69
								61	A	Ohio	68 65	159	A	Detroit	52 73
								80	H	Central Mich.	78 91	167	A	Western Mich.	71 67
								86	A	Northern Ill.	72 93	215	H	Miami (OH)	84 66
								86	H	Northern Ill.	97 98	227	H	Bradley	77 52
								87	H	Toledo	70 60	230	H	Robert Morris	65 68
								88	N	FGCU	77 64	256	H	Bowling Green	80 78
								90	N	Western Ky.	73 79	259	A	Eastern Mich.	86 67
												311	H	Eastern Ky.	80 67
												317	H	Fort Wayne	66 55
												319	H	Youngstown St.	75 60
LAST 12 Division I GAMES:															
215	H	Miami (OH)	84 66	86	H	Northern Ill.	97 98	259	A	Eastern Mich.	86 67				
256	H	Bowling Green	80 78	128	A	Ball St.	47 71	80	H	Central Mich.	78 91				
86	A	Northern Ill.	72 93	53	A	Minnesota	62 92	56	A	Iowa	48 83				
87	H	Toledo	70 60												
167	A	Western Mich.	71 67												
61	A	Ohio	68 65												

Non-Div I Games:

Kent St.

■ Loss,
■ Non-Conf, S Site,
■ Home
■ Away
N Neutral

Average RPI Win:	265	WON-LOST	WINNING	LAST 10	STRENGTH OF	OPP. STRENGTH	TEAM	ADJ.	CONF.	ADJ CONF.
Average RPI Loss:	82	RECORD	PCT. RANK	GAMES	SCHEDULE	OF SCHEDULE	RPI	RPI	RPI	RPI
DIV. I ONLY	12- 4	37	8- 2	284	246	113	113	27	27	
DIV. I NON-CONF.	4- 2	97	2- 0	288	62	106	106	27	27	
TOTALS	RPI 1-25	RPI 26-50	W-L RECORDS	RPI 51-100	RPI 101-150	RPI 150+				
12- 4	0- 1	0- 0	OVERALL	0- 1	1- 2	11- 0				
4- 1	0- 0	0- 0	HOME	0- 0	0- 1	4- 0				
6- 3	0- 0	0- 0	AWAY	0- 1	1- 0	5- 0				
2- 0	0- 0	0- 0	NEUTRAL	0- 0	0- 0	2- 0				
4- 2	0- 1	0- 0	NON-CONFERENCE	0- 1	0- 0	4- 0				
1- 0	0- 0	0- 0	HOME	0- 0	0- 0	1- 0				
1- 2	0- 1	0- 0	AWAY	0- 1	0- 0	1- 0				
2- 0	0- 0	0- 0	NEUTRAL	0- 0	0- 0	2- 0				
8- 2	0- 0	0- 0	CONFERENCE	0- 0	1- 2	7- 0				
3- 1	0- 0	0- 0	HOME	0- 0	0- 1	3- 0				
5- 1	0- 0	0- 0	AWAY	0- 0	1- 1	4- 0				
0- 0	0- 0	0- 0	NEUTRAL	0- 0	0- 0	0- 0				

RPI 1-25				RPI 26-50				RPI 51-100				RPI 101+ Team's RPI: 113			
RPI	S	Opponent	Score	RPI	S	Opponent	Score	RPI	S	Opponent	Score	RPI	S	Opponent	Score
20	A	Texas A&M	49 74					60	A	Texas Tech	45 79	101	A	SFA	67 63
												114	A	Abilene Christian	76 83
												132	H	Lamar University	56 70
												178	N	Houston	69 55
												195	A	New Orleans	55 51
												275	N	Liberty	61 41
												279	A	McNeese	72 49
												279	H	McNeese	67 52
												288	A	A&M-Corpus Christi	49 41
												298	A	Alcorn	71 57
												298	H	Alcorn	59 45
												320	H	Northwestern St.	76 43
												335	H	Incarinate Word	63 50
												339	A	Houston Baptist	80 49
LAST 12 Division I GAMES:															
279	A	McNeese	72 49	339	A	Houston Baptist	80 49								
335	H	Incarinate Word	63 50	114	A	Abilene Christian	76 83								
101	A	SFA	67 63	320	H	Northwestern St.	76 43								
195	A	New Orleans	55 51	132	H	Lamar University	56 70								
279	H	McNeese	67 52	178	N	Houston	69 55								
288	A	A&M-Corpus Christi	49 41	275	N	Liberty	61 41								

Non-Div I Games: Crowley's Ridge 102 31 Williams Baptist 82 32 Central Baptist 94 47 Hendrix 71 39
Central Ark.

Average RPI Win:	241	WON-LOST	WINNING	LAST 10	STRENGTH OF	OPP. STRENGTH	TEAM	ADJ.	CONF.	ADJ CONF.
Average RPI Loss:	113	RECORD	PCT. RANK	GAMES	SCHEDULE	OF SCHEDULE	RPI	RPI	RPI	RPI
DIV. I ONLY	11- 7	121	8- 1	137	265	114	114	27	27	
DIV. I NON-CONF.	3- 6	230	1- 1	82	150	186	186	27	27	
TOTALS	RPI 1-25	RPI 26-50	W-L RECORDS	RPI 51-100	RPI 101-150	RPI 150+				
11- 7	0- 2	0- 1	OVERALL	0- 0	2- 1	9- 3				
6- 2	0- 0	0- 0	HOME	0- 0	2- 1	4- 1				
4- 5	0- 2	0- 1	AWAY	0- 0	0- 0	4- 2				
1- 0	0- 0	0- 0	NEUTRAL	0- 0	0- 0	1- 0				
3- 6	0- 2	0- 1	NON-CONFERENCE	0- 0	0- 0	3- 3				
2- 1	0- 0	0- 0	HOME	0- 0	0- 0	2- 1				
0- 5	0- 2	0- 1	AWAY	0- 0	0- 0	0- 2				
1- 0	0- 0	0- 0	NEUTRAL	0- 0	0- 0	1- 0				
8- 1	0- 0	0- 0	CONFERENCE	0- 0	2- 1	6- 0				
4- 1	0- 0	0- 0	HOME	0- 0	2- 1	2- 0				
4- 0	0- 0	0- 0	AWAY	0- 0	0- 0	4- 0				
0- 0	0- 0	0- 0	NEUTRAL	0- 0	0- 0	0- 0				

RPI 1-25				RPI 26-50				RPI 51-100				RPI 101+ Team's RPI: 114			
RPI	S	Opponent	Score	RPI	S	Opponent	Score	RPI	S	Opponent	Score	RPI	S	Opponent	Score
5	A	Baylor	34 79	32	A	Missouri	46 52					101	H	SFA	61 70
20	A	Texas A&M	45 71									113	H	Central Ark.	83 76
												132	H	Lamar University	77 59
												157	A	UTSA	68 71
												162	H	Omaha	73 66
												171	A	Wichita St.	62 81
												195	H	New Orleans	68 55
												247	N	Murray St.	81 57
												260	H	UTRGV	70 54
												279	H	McNeese	77 65
												288	A	A&M-Corpus Christi	72 59
												304	H	UMKC	68 71
												307	A	Nicholls St.	89 73
												335	A	Incarnate Word	75 66
												336	A	Southeastern La.	82 57
LAST 12 Division I GAMES:															
288	A	A&M-Corpus Christi	72 59	113	H	Central Ark.	83 76								
279	H	McNeese	77 65	195	H	New Orleans	68 55								
335	A	Incarnate Word	75 66	336	A	Southeastern La.	82 57								
307	A	Nicholls St.	89 73	247	N	Murray St.	81 57								
132	H	Lamar University	77 59	171	A	Wichita St.	62 81								
101	H	SFA	61 70	304	H	UMKC	68 71								

Non-Div I Games: Harding 74 62 Sul Ross St. 106 58 Howard Payne 87 52

Abilene Christian

Loss, Non-Conf, S Site, H Home A Away N Neutral

Average RPI Win:	205	WON-LOST	WINNING	LAST 10	STRENGTH OF	OPP. STRENGTH	TEAM	ADJ.	CONF.	ADJ CONF.
Average RPI Loss:	64	RECORD	PCT. RANK	GAMES	SCHEDULE	OF SCHEDULE	RPI	RPI	RPI	RPI
DIV. I ONLY	11- 10	155	2- 8	95	61	115	115	1	1	
DIV. I NON-CONF.	9- 2	37	2- 0	320	274	142	142	1	1	
TOTALS	RPI 1-25	RPI 26-50	W-L RECORDS	RPI 51-100	RPI 101-150	RPI 150+				
11- 10	0- 4	1- 0	OVERALL	1- 4	1- 1	8- 1				
7- 4	0- 2	0- 0	HOME	1- 1	0- 0	6- 1				
4- 6	0- 2	1- 0	AWAY	0- 3	1- 1	2- 0				
0- 0	0- 0	0- 0	NEUTRAL	0- 0	0- 0	0- 0				
9- 2	0- 0	0- 0	NON-CONFERENCE	0- 0	1- 1	8- 1				
6- 1	0- 0	0- 0	HOME	0- 0	0- 0	6- 1				
3- 1	0- 0	0- 0	AWAY	0- 0	1- 1	2- 0				
0- 0	0- 0	0- 0	NEUTRAL	0- 0	0- 0	0- 0				
2- 8	0- 4	1- 0	CONFERENCE	1- 4	0- 0	0- 0				
1- 3	0- 2	0- 0	HOME	1- 1	0- 0	0- 0				
1- 5	0- 2	1- 0	AWAY	0- 3	0- 0	0- 0				
0- 0	0- 0	0- 0	NEUTRAL	0- 0	0- 0	0- 0				

RPI 1-25				RPI 26-50				RPI 51-100				RPI 101+ Team's RPI: 115			
RPI	S	Opponent	Score	RPI	S	Opponent	Score	RPI	S	Opponent	Score	RPI	S	Opponent	Score
8	A	Stanford	46 73	48	A	Utah	81 70	52	A	California	60 71	135	A	Kansas	51 75
8	H	Stanford	55 77					52	H	California	64 74	144	A	George Mason	81 70
9	A	UCLA	49 69					59	H	Washington St.	56 55	179	A	New Mexico St.	74 63
10	H	Washington	73 90					72	A	Southern California	54 58	210	H	Utah St.	61 57
								79	A	Colorado	56 65	216	H	North Texas	58 62
												218	H	San Diego	76 59
												241	H	Portland St.	75 52
												262	A	Southern Utah	77 65
												264	H	Grambling	73 46
												298	H	Alcorn	74 59
												328	H	Fla. Atlantic	77 67
LAST 12 Division I GAMES:															
9	A	UCLA	49 69	48	A	Utah	81 70								
72	A	Southern California	54 58	79	A	Colorado	56 65								
52	A	California	60 71	8	H	Stanford	55 77								
8	A	Stanford	46 73	52	H	California	64 74								
59	H	Washington St.	56 55	241	H	Portland St.	75 52								
10	H	Washington	73 90	210	H	Utah St.	61 57								

Non-Div I Games:

Arizona

■ Loss,
 ■ Non-Conf, S Site,
 ■ Home
 ■ Away
 N Neutral

Average RPI Win:	197	WON-LOST	WINNING	LAST 10	STRENGTH OF	OPP. STRENGTH	TEAM	ADJ.	CONF.	ADJ CONF.
Average RPI Loss:	101	RECORD	PCT. RANK	GAMES	SCHEDULE	OF SCHEDULE	RPI	RPI	RPI	RPI
DIV. I ONLY	12- 12	167	2- 3	72	137	116	116	12	12	
DIV. I NON-CONF.	7- 6	157	0- 1	51	135	94	94	13	13	
TOTALS	RPI 1-25	RPI 26-50	W-L RECORDS	RPI 51-100	RPI 101-150	RPI 150+				
12- 12	0- 1	0- 1	OVERALL	2- 6	2- 2	8- 2				
6- 5	0- 1	0- 0	HOME	0- 4	2- 0	4- 0				
5- 7	0- 0	0- 1	AWAY	2- 2	0- 2	3- 2				
1- 0	0- 0	0- 0	NEUTRAL	0- 0	0- 0	1- 0				
7- 6	0- 1	0- 1	NON-CONFERENCE	1- 4	1- 0	5- 0				
3- 3	0- 1	0- 0	HOME	0- 2	1- 0	2- 0				
3- 3	0- 0	0- 1	AWAY	1- 2	0- 0	2- 0				
1- 0	0- 0	0- 0	NEUTRAL	0- 0	0- 0	1- 0				
5- 6	0- 0	0- 0	CONFERENCE	1- 2	1- 2	3- 2				
3- 2	0- 0	0- 0	HOME	0- 2	1- 0	2- 0				
2- 4	0- 0	0- 0	AWAY	1- 0	0- 2	1- 2				
0- 0	0- 0	0- 0	NEUTRAL	0- 0	0- 0	0- 0				

RPI 1-25				RPI 26-50				RPI 51-100				RPI 101+ Team's RPI: 116			
RPI	S	Opponent	Score	RPI	S	Opponent	Score	RPI	S	Opponent	Score	RPI	S	Opponent	Score
18	H	Maryland	57 77	27	A	Ohio St.	69 89	52	A	California	66 86	111	H	Saint Louis	94 65
								61	A	Ohio	46 64	121	A	Fordham	51 64
								69	A	George Washington	73 63	131	H	Pittsburgh	63 54
								69	H	George Washington	40 75	137	A	Saint Joseph's	58 60
								71	H	Buffalo	69 71	151	A	Iona	61 58
								74	H	Dayton	64 75	158	A	La Salle	76 68
								82	H	Charlotte	63 77	189	A	Akron	67 57
								84	A	St. John's (NY)	71 65	221	A	St. Bonaventure	56 69
												244	H	Richmond	73 61
												274	A	Massachusetts	67 75
												291	H	Davidson	73 51
												297	N	Western Caro.	65 50
												309	H	Lehigh	63 49
												324	H	Lafayette	67 52
LAST 12 Division I GAMES:															
52	A	California	66 86	274	A	Massachusetts	67 75								
137	A	Saint Joseph's	58 60	74	H	Dayton	64 75								
69	A	George Washington	73 63	291	H	Davidson	73 51								
244	H	Richmond	73 61	158	A	La Salle	76 68								
221	A	St. Bonaventure	56 69	69	H	George Washington	40 75								
111	H	Saint Louis	94 65	131	H	Pittsburgh	63 54								

Non-Div I Games:

Duquesne

■ Loss,
 ■ Non-Conf, S Site,
 ■ Home
 ■ Away
 N Neutral

Average RPI Win:	252	WON-LOST	WINNING	LAST 10	STRENGTH OF	OPP. STRENGTH	TEAM	ADJ.	CONF.	ADJ CONF.
Average RPI Loss:	71	RECORD	PCT. RANK	GAMES	SCHEDULE	OF SCHEDULE	RPI	RPI	RPI	RPI
DIV. I ONLY	14- 5	48	7- 2	283	136	117	117	19	19	
DIV. I NON-CONF.	8- 3	67	2- 1	314	73	129	129	22	22	
TOTALS	RPI 1-25	RPI 26-50	W-L RECORDS	RPI 51-100	RPI 101-150	RPI 150+				
14- 5	0- 1	0- 0	OVERALL	0- 3	0- 1	14- 0				
7- 2	0- 1	0- 0	HOME	0- 1	0- 0	7- 0				
7- 3	0- 0	0- 0	AWAY	0- 2	0- 1	7- 0				
0- 0	0- 0	0- 0	NEUTRAL	0- 0	0- 0	0- 0				
8- 3	0- 1	0- 0	NON-CONFERENCE	0- 1	0- 1	8- 0				
3- 1	0- 1	0- 0	HOME	0- 0	0- 0	3- 0				
5- 2	0- 0	0- 0	AWAY	0- 1	0- 1	5- 0				
0- 0	0- 0	0- 0	NEUTRAL	0- 0	0- 0	0- 0				
6- 2	0- 0	0- 0	CONFERENCE	0- 2	0- 0	6- 0				
4- 1	0- 0	0- 0	HOME	0- 1	0- 0	4- 0				
2- 1	0- 0	0- 0	AWAY	0- 1	0- 0	2- 0				
0- 0	0- 0	0- 0	NEUTRAL	0- 0	0- 0	0- 0				

RPI 1-25			RPI 26-50			RPI 51-100			RPI 101+ Team's RPI: 117		
RPI	S	Opponent	Score	RPI	S	Opponent	Score	RPI	S	Opponent	Score
7	H	Florida St.	40 83					57	A	Georgia Tech	50 70
								92	A	Chattanooga	50 70
								92	H	Chattanooga	56 74
								105	A	Georgia	64 72
								177	H	ETSU	72 55
								178	A	Houston	64 60
								181	A	Illinois	51 33
								226	H	Campbell	76 60
								231	H	Wofford	54 39
								232	H	Samford	59 49
								248	H	Furman	76 52
								253	A	UNCG	77 64
								255	A	Ga. Southern	77 56
								291	A	Davidson	67 60
								297	A	Western Caro.	59 57
								299	H	Kennesaw St.	61 46
								326	A	Winthrop	71 48
								328	H	Fla. Atlantic	74 57
LAST 12 Division I GAMES:											
92	A	Chattanooga	50 70	92	H	Chattanooga	56 74				
232	H	Samford	59 49	177	H	ETSU	72 55				
231	H	Wofford	54 39	291	A	Davidson	67 60				
248	H	Furman	76 52	7	H	Florida St.	40 83				
297	A	Western Caro.	59 57	326	A	Winthrop	71 48				
253	A	UNCG	77 64	57	A	Georgia Tech	50 70				

Non-Div I Games: West Ga. 67 36 Paine 93 50 Emmanuel (GA) 84 70

Mercer

Loss, Non-Conf, S Site, H Home A Away N Neutral

Average RPI Win:	209	WON-LOST	WINNING	LAST 10	STRENGTH OF	OPP. STRENGTH	TEAM	ADJ.	CONF.	ADJ CONF.
Average RPI Loss:	110	RECORD	PCT. RANK	GAMES	SCHEDULE	OF SCHEDULE	RPI	RPI	RPI	RPI
DIV. I ONLY	12- 12	167	5- 5	104	113	118	118	20	20	
DIV. I NON-CONF.	7- 8	181	0- 3	41	38	87	87	21	21	
TOTALS	RPI 1-25	RPI 26-50	W-L RECORDS	RPI 51-100	RPI 101-150	RPI 150+				
12- 12	0- 4	0- 1	OVERALL	2- 1	1- 2	9- 4				
7- 1	0- 1	0- 0	HOME	1- 0	1- 0	5- 0				
2- 10	0- 3	0- 1	AWAY	0- 1	0- 1	2- 4				
3- 1	0- 0	0- 0	NEUTRAL	1- 0	0- 1	2- 0				
7- 8	0- 4	0- 1	NON-CONFERENCE	2- 0	0- 2	5- 1				
3- 1	0- 1	0- 0	HOME	1- 0	0- 0	2- 0				
1- 6	0- 3	0- 1	AWAY	0- 0	0- 1	1- 1				
3- 1	0- 0	0- 0	NEUTRAL	1- 0	0- 1	2- 0				
5- 4	0- 0	0- 0	CONFERENCE	0- 1	1- 0	4- 3				
4- 0	0- 0	0- 0	HOME	0- 0	1- 0	3- 0				
1- 4	0- 0	0- 0	AWAY	0- 1	0- 0	1- 3				
0- 0	0- 0	0- 0	NEUTRAL	0- 0	0- 0	0- 0				

RPI 1-25				RPI 26-50				RPI 51-100				RPI 101+ Team's RPI: 118			
RPI	S	Opponent	Score	RPI	S	Opponent	Score	RPI	S	Opponent	Score	RPI	S	Opponent	Score
3	A	South Carolina	42 79	35	A	Tulane	62 77	89	A	New Hampshire	44 50	122	A	Clemson	61 69
4	H	Mississippi St.	43 87					92	N	Chattanooga	49 39	133	H	Hartford	73 62
19	A	Miami (FL)	51 76					94	H	Purdue	67 47	141	N	Hampton	49 58
21	A	Harvard	62 69									160	H	Northeastern	68 49
												165	A	Boston College	53 64
												172	H	Albany (NY)	84 71
												177	N	ETSU	61 48
												196	A	Binghamton	52 58
												206	H	Dartmouth	60 55
												242	A	Stony Brook	41 55
												250	H	UMBC	72 40
												280	A	Vermont	52 55
												280	H	Vermont	59 43
												295	A	Bryant	77 52
												306	N	Saint Peter's	59 43
												337	A	UMass Lowell	65 44
LAST 12 Division I GAMES:															
280	H	Vermont	59 43	337	A	UMass Lowell	65 44								
196	A	Binghamton	52 58	250	H	UMBC	72 40								
172	H	Albany (NY)	84 71	280	A	Vermont	52 55								
89	A	New Hampshire	44 50	165	A	Boston College	53 64								
133	H	Hartford	73 62	35	A	Tulane	62 77								
242	A	Stony Brook	41 55	19	A	Miami (FL)	51 76								

Non-Div I Games:

Maine

■ Loss,
■ Non-Conf,
■ S Site,
■ H Home
■ A Away
N Neutral

Alabama

Through Games Of Feb. 2, 2017

Average RPI Win: 218	WON-LOST	WINNING	LAST 10	STRENGTH OF	OPP. STRENGTH	TEAM	ADJ.	CONF.	ADJ CONF.
Average RPI Loss: 46	RECORD	PCT. RANK	GAMES	SCHEDULE	OF SCHEDULE	RPI	RPI	RPI	RPI
DIV. I ONLY	15- 7	82	4- 6	177	77	119	119	2	2
DIV. I NON-CONF.	12- 1	7	3- 0	342	242	127	127	2	2
TOTALS	RPI 1-25	RPI 26-50	W-L RECORDS	RPI 51-100	RPI 101-150	RPI 150+			
15- 7	0- 4	1- 1	OVERALL	1- 0	3- 2	10- 0			
11- 4	0- 3	0- 0	HOME	1- 0	2- 1	8- 0			
2- 3	0- 1	1- 1	AWAY	0- 0	1- 1	0- 0			
2- 0	0- 0	0- 0	NEUTRAL	0- 0	0- 0	2- 0			
12- 1	0- 0	0- 1	NON-CONFERENCE	1- 0	1- 0	10- 0			
10- 0	0- 0	0- 0	HOME	1- 0	1- 0	8- 0			
0- 1	0- 0	0- 1	AWAY	0- 0	0- 0	0- 0			
2- 0	0- 0	0- 0	NEUTRAL	0- 0	0- 0	2- 0			
3- 6	0- 4	1- 0	CONFERENCE	0- 0	2- 2	0- 0			
1- 4	0- 3	0- 0	HOME	0- 0	1- 1	0- 0			
2- 2	0- 1	1- 0	AWAY	0- 0	1- 1	0- 0			
0- 0	0- 0	0- 0	NEUTRAL	0- 0	0- 0	0- 0			

RPI 1-25				RPI 26-50				RPI 51-100				RPI 101+ Team's RPI: 119			
RPI	S	Opponent	Score	RPI	S	Opponent	Score	RPI	S	Opponent	Score	RPI	S	Opponent	Score
3	A	South Carolina	45 93	32	A	Missouri	59 58	57	H	Georgia Tech	67 65	103	A	Ole Miss	65 57
4	H	Mississippi St.	54 67	40	A	Georgetown	59 70					103	H	Ole Miss	90 80
15	H	Kentucky	54 71									110	A	Vanderbilt	80 87
24	H	Auburn	55 66									125	H	Arkansas	50 68
												135	H	Kansas	71 65
												195	H	New Orleans	78 57
												255	H	Ga. Southern	66 48
												272	H	Georgia St.	80 57
												277	H	Mississippi Val.	93 44
												279	N	McNeese	84 63
												283	H	Lipscomb	82 35
												292	N	UTEP	78 60
												298	H	Alcorn	93 43
												346	H	Florida A&M	81 46
												349	H	Alabama A&M	97 29
LAST 12 Division I GAMES:															
24	H	Auburn	55 66	32	A	Missouri	59 58								
110	A	Vanderbilt	80 87	103	H	Ole Miss	90 80								
103	A	Ole Miss	65 57	3	A	South Carolina	45 93								
4	H	Mississippi St.	54 67	346	H	Florida A&M	81 46								
125	H	Arkansas	50 68	292	N	UTEP	78 60								
15	H	Kentucky	54 71	279	N	McNeese	84 63								

Non-Div I Games:

Alabama

■ Loss,
 ■ Non-Conf,
 S Site,
 ■ Home
 ■ Away
 N Neutral

Average RPI Win:	215	WON-LOST	WINNING	LAST 10	STRENGTH OF	OPP. STRENGTH	TEAM	ADJ.	CONF.	ADJ CONF.
Average RPI Loss:	103	RECORD	PCT. RANK	GAMES	SCHEDULE	OF SCHEDULE	RPI	RPI	RPI	RPI
DIV. I ONLY	13- 10	138	7- 3	107	170	120	120	12	12	
DIV. I NON-CONF.	7- 6	157	1- 2	104	162	126	126	13	13	
TOTALS	RPI 1-25	RPI 26-50	W-L RECORDS	RPI 51-100	RPI 101-150	RPI 150+				
13- 10	0- 0	0- 0	OVERALL	1- 4	1- 5	11- 1				
7- 4	0- 0	0- 0	HOME	0- 2	0- 1	7- 1				
4- 6	0- 0	0- 0	AWAY	0- 0	1- 0	3- 0				
2- 0	0- 0	0- 0	NEUTRAL	1- 0	0- 0	1- 0				
7- 6	0- 0	0- 0	NON-CONFERENCE	1- 3	0- 2	6- 1				
3- 3	0- 0	0- 0	HOME	0- 2	0- 0	3- 1				
2- 3	0- 0	0- 0	AWAY	0- 1	0- 2	2- 0				
2- 0	0- 0	0- 0	NEUTRAL	1- 0	0- 0	1- 0				
6- 4	0- 0	0- 0	CONFERENCE	0- 1	1- 3	5- 0				
4- 1	0- 0	0- 0	HOME	0- 0	0- 1	4- 0				
2- 3	0- 0	0- 0	AWAY	0- 1	1- 2	1- 0				
0- 0	0- 0	0- 0	NEUTRAL	0- 0	0- 0	0- 0				

RPI 1-25				RPI 26-50				RPI 51-100				RPI 101+ Team's RPI: 120			
RPI	S	Opponent	Score	RPI	S	Opponent	Score	RPI	S	Opponent	Score	RPI	S	Opponent	Score
								53	H	Minnesota	69 79	103	A	Ole Miss	57 77
								63	A	Wake Forest	54 60	111	H	Saint Louis	48 62
								64	N	Villanova	68 66	121	A	Fordham	61 58
								68	H	IUPUI	62 71	126	A	Old Dominion	60 70
								69	A	George Washington	67 81	137	A	Saint Joseph's	58 64
												144	A	George Mason	59 70
												151	H	Iona	57 59
												158	H	La Salle	61 56
												182	N	American	68 62
												188	H	Brown	85 72
												226	A	Campbell	66 53
												244	A	Richmond	57 55
												244	H	Richmond	62 55
												248	A	Furman	75 61
												253	H	UNCG	65 54
												274	H	Massachusetts	55 52
												293	H	Coppin St.	73 44
												294	H	Rhode Island	68 57
LAST 12 Division I GAMES:															
				244	A	Richmond	57 55					111	H	Saint Louis	48 62
				274	H	Massachusetts	55 52					244	H	Richmond	62 55
				121	A	Fordham	61 58					158	H	La Salle	61 56
				294	H	Rhode Island	68 57					188	H	Brown	85 72
				144	A	George Mason	59 70					63	A	Wake Forest	54 60
				137	A	Saint Joseph's	58 64					103	A	Ole Miss	57 77

Non-Div I Games:

VCU

■ Loss,
 ■ Non-Conf,
 ■ S Site,
 ■ H Home
 ■ A Away
 N Neutral

Average RPI Win:	207	WON-LOST	WINNING	LAST 10	STRENGTH OF	OPP. STRENGTH	TEAM	ADJ.	CONF.	ADJ CONF.
Average RPI Loss:	89	RECORD	PCT. RANK	GAMES	SCHEDULE	OF SCHEDULE	RPI	RPI	RPI	RPI
DIV. I ONLY	15- 9	113	6- 4	147	107	121	121	12	12	
DIV. I NON-CONF.	9- 5	112	2- 1	113	103	121	121	13	13	
TOTALS	RPI 1-25	RPI 26-50	W-L RECORDS	RPI 51-100	RPI 101-150	RPI 150+				
15- 9	0- 1	0- 0	OVERALL	1- 4	2- 3	12- 1				
11- 3	0- 0	0- 0	HOME	1- 2	1- 1	9- 0				
3- 5	0- 1	0- 0	AWAY	0- 1	1- 0	2- 0				
1- 1	0- 0	0- 0	NEUTRAL	0- 1	0- 0	1- 0				
9- 5	0- 1	0- 0	NON-CONFERENCE	1- 3	0- 0	8- 1				
8- 2	0- 0	0- 0	HOME	1- 2	0- 0	7- 0				
0- 2	0- 1	0- 0	AWAY	0- 0	0- 0	0- 1				
1- 1	0- 0	0- 0	NEUTRAL	0- 1	0- 0	1- 0				
6- 4	0- 0	0- 0	CONFERENCE	0- 1	2- 3	4- 0				
3- 1	0- 0	0- 0	HOME	0- 0	1- 1	2- 0				
3- 3	0- 0	0- 0	AWAY	0- 1	1- 2	2- 0				
0- 0	0- 0	0- 0	NEUTRAL	0- 0	0- 0	0- 0				

RPI 1-25				RPI 26-50				RPI 51-100				RPI 101+				Team's RPI: 121	
RPI	S	Opponent	Score	RPI	S	Opponent	Score	RPI	S	Opponent	Score	RPI	S	Opponent	Score		
2	A	Notre Dame	36 67					58	H	Little Rock	65 43	111	A	Saint Louis	58 82		
								60	N	Texas Tech	50 59	116	H	Duquesne	64 51		
								69	A	George Washington	46 63	120	H	VCU	58 61		
								71	H	Buffalo	54 58	137	A	Saint Joseph's	44 47		
								84	H	St. John's (NY)	45 59	144	A	George Mason	53 49		
												151	A	Iona	46 55		
												165	H	Boston College	56 49		
												172	H	Albany (NY)	89 82		
												208	H	Princeton	57 55		
												212	H	UNC Asheville	55 42		
												221	A	St. Bonaventure	60 44		
												222	H	Niagara	92 69		
												244	H	Richmond	67 41		
												248	H	Furman	60 47		
												251	H	Manhattan	63 60		
												264	N	Grambling	59 53		
												291	H	Davidson	85 72		
												294	A	Rhode Island	74 69		
LAST 12 Division I GAMES:																	
				69	A	George Washington	46 63					144	A	George Mason	53 49		
				111	A	Saint Louis	58 82					291	H	Davidson	85 72		
				120	H	VCU	58 61					294	A	Rhode Island	74 69		
				137	A	Saint Joseph's	44 47					212	H	UNC Asheville	55 42		
				221	A	St. Bonaventure	60 44					71	H	Buffalo	54 58		
				244	H	Richmond	67 41					222	H	Niagara	92 69		

Non-Div I Games:

Fordham

■ Loss,
 ■ Non-Conf,
 S Site,
 ■ Home
 ■ Away
 N Neutral

Average RPI Win:	224	WON-LOST	WINNING	LAST 10	STRENGTH OF	OPP. STRENGTH	TEAM	ADJ.	CONF.	ADJ CONF.
Average RPI Loss:	44	RECORD	PCT. RANK	GAMES	SCHEDULE	OF SCHEDULE	RPI	RPI	RPI	RPI
DIV. I ONLY	12- 11	166	1- 9	60	82	122	122	3	3	
DIV. I NON-CONF.	11- 2	24	2- 0	219	273	83	83	4	4	
TOTALS	RPI 1-25	RPI 26-50	W-L RECORDS	RPI 51-100	RPI 101-150	RPI 150+				
12- 11	0- 4	0- 4	OVERALL	1- 2	2- 0	9- 1				
8- 6	0- 2	0- 3	HOME	1- 1	1- 0	6- 0				
2- 5	0- 2	0- 1	AWAY	0- 1	0- 0	2- 1				
2- 0	0- 0	0- 0	NEUTRAL	0- 0	1- 0	1- 0				
11- 2	0- 1	0- 1	NON-CONFERENCE	0- 0	2- 0	9- 0				
7- 1	0- 0	0- 1	HOME	0- 0	1- 0	6- 0				
2- 1	0- 1	0- 0	AWAY	0- 0	0- 0	2- 0				
2- 0	0- 0	0- 0	NEUTRAL	0- 0	1- 0	1- 0				
1- 9	0- 3	0- 3	CONFERENCE	1- 2	0- 0	0- 1				
1- 5	0- 2	0- 2	HOME	1- 1	0- 0	0- 0				
0- 4	0- 1	0- 1	AWAY	0- 1	0- 0	0- 1				
0- 0	0- 0	0- 0	NEUTRAL	0- 0	0- 0	0- 0				

RPI 1-25				RPI 26-50				RPI 51-100				RPI 101+ Team's RPI: 122			
RPI	S	Opponent	Score	RPI	S	Opponent	Score	RPI	S	Opponent	Score	RPI	S	Opponent	Score
3	A	South Carolina	61 83	36	H	Syracuse	62 88	57	H	Georgia Tech	62 61	118	H	Maine	69 61
7	H	Florida St.	27 86	37	A	North Carolina St.	53 65	63	A	Wake Forest	56 68	138	N	Wright St.	75 51
12	A	Duke	37 65	38	H	Oregon	59 87	65	H	Virginia	37 69	165	A	Boston College	48 60
14	H	Louisville	46 60	43	H	Virginia Tech	69 78					173	H	Louisiana Tech	78 67
												235	A	Monmouth	60 47
												249	H	Coastal Caro.	64 57
												255	H	Ga. Southern	58 47
												258	H	Bethune-Cookman	59 38
												263	A	Jacksonville St.	69 63
												297	H	Western Caro.	78 63
												302	N	Loyola Chicago	61 40
												340	H	South Carolina St.	56 36
LAST 12 Division I GAMES:															
12	A	Duke	37 65	63	A	Wake Forest	56 68								
57	H	Georgia Tech	62 61	43	H	Virginia Tech	69 78								
14	H	Louisville	46 60	36	H	Syracuse	62 88								
37	A	North Carolina St.	53 65	165	A	Boston College	48 60								
65	H	Virginia	37 69	258	H	Bethune-Cookman	59 38								
7	H	Florida St.	27 86	263	A	Jacksonville St.	69 63								

Non-Div I Games:

Clemson

■ Loss,
 ■ Non-Conf, S Site,
 ■ Home
 ■ Away
 N Neutral

Average RPI Win:	254	WON-LOST	WINNING	LAST 10	STRENGTH OF	OPP. STRENGTH	TEAM	ADJ.	CONF.	ADJ CONF.
Average RPI Loss:	145	RECORD	PCT. RANK	GAMES	SCHEDULE	OF SCHEDULE	RPI	RPI	RPI	RPI
DIV. I ONLY	13- 5	60	7- 2	318	199	123	123	28	28	
DIV. I NON-CONF.	6- 3	97	0- 2	258	28	89	89	28	28	
TOTALS	RPI 1-25	RPI 26-50	W-L RECORDS	RPI 51-100	RPI 101-150	RPI 150+				
13- 5	0- 1	0- 1	OVERALL	1- 0	0- 1	12- 2				
6- 0	0- 0	0- 0	HOME	0- 0	0- 0	6- 0				
7- 5	0- 0	0- 1	AWAY	1- 0	0- 0	6- 0				
0- 0	0- 0	0- 0	NEUTRAL	0- 0	0- 0	0- 0				
6- 3	0- 1	0- 1	NON-CONFERENCE	1- 0	0- 1	5- 0				
2- 0	0- 0	0- 0	HOME	0- 0	0- 0	2- 0				
4- 3	0- 1	0- 1	AWAY	1- 0	0- 1	3- 0				
0- 0	0- 0	0- 0	NEUTRAL	0- 0	0- 0	0- 0				
7- 2	0- 0	0- 0	CONFERENCE	0- 0	0- 0	7- 2				
4- 0	0- 0	0- 0	HOME	0- 0	0- 0	4- 0				
3- 2	0- 0	0- 0	AWAY	0- 0	0- 0	3- 2				
0- 0	0- 0	0- 0	NEUTRAL	0- 0	0- 0	0- 0				

RPI 1-25				RPI 26-50				RPI 51-100				RPI 101+ Team's RPI: 123			
RPI	S	Opponent	Score	RPI	S	Opponent	Score	RPI	S	Opponent	Score	RPI	S	Opponent	Score
15	A	Kentucky	36 59	43	A	Virginia Tech	52 71	63	A	Wake Forest	68 60	144	A	George Mason	56 70
												185	A	Appalachian St.	57 54
												212	A	UNC Asheville	64 62
												226	A	Campbell	61 42
												240	A	Presbyterian	54 58
												253	A	UNCG	70 54
												257	H	Tennessee Tech	79 46
												275	H	Liberty	76 68
												281	H	Gardner-Webb	67 57
												284	A	Charleston So.	45 57
												291	A	Davidson	44 40
												297	H	Western Caro.	67 39
												308	H	High Point	59 56
												326	A	Winthrop	60 50
												334	H	Longwood	73 55
LAST 12 Division I GAMES:															
240	A	Presbyterian	54 58	226	A	Campbell	61 42								
212	A	UNC Asheville	64 62	326	A	Winthrop	60 50								
275	H	Liberty	76 68	281	H	Gardner-Webb	67 57								
284	A	Charleston So.	45 57	43	A	Virginia Tech	52 71								
308	H	High Point	59 56	15	A	Kentucky	36 59								
334	H	Longwood	73 55	63	A	Wake Forest	68 60								

Non-Div I Games: Concord 78 51 Davis & Elkins 67 57

Radford

Loss, Non-Conf, S Site, H Home A Away N Neutral

Average RPI Win:	206	WON-LOST	WINNING	LAST 10	STRENGTH OF	OPP. STRENGTH	TEAM	ADJ.	CONF.	ADJ CONF.
Average RPI Loss:	123	RECORD	PCT. RANK	GAMES	SCHEDULE	OF SCHEDULE	RPI	RPI	RPI	RPI
DIV. I ONLY	13- 8	115	6- 4	162	139	124	124	15	15	
DIV. I NON-CONF.	7- 4	114	1- 1	191	157	144	144	17	17	
TOTALS	RPI 1-25	RPI 26-50	W-L RECORDS	RPI 51-100	RPI 101-150	RPI 150+				
13- 8	0- 1	0- 1	OVERALL	1- 2	1- 0	11- 4				
8- 2	0- 1	0- 0	HOME	1- 1	1- 0	6- 0				
4- 4	0- 0	0- 0	AWAY	0- 0	0- 0	4- 0				
1- 2	0- 0	0- 0	NEUTRAL	0- 1	0- 0	1- 1				
7- 4	0- 1	0- 1	NON-CONFERENCE	0- 1	0- 0	7- 1				
5- 1	0- 1	0- 0	HOME	0- 0	0- 0	5- 0				
1- 1	0- 0	0- 1	AWAY	0- 0	0- 0	1- 0				
1- 2	0- 0	0- 0	NEUTRAL	0- 1	0- 0	1- 1				
6- 4	0- 0	0- 0	CONFERENCE	1- 1	1- 0	4- 3				
3- 1	0- 0	0- 0	HOME	1- 1	1- 0	1- 0				
3- 3	0- 0	0- 0	AWAY	0- 0	0- 0	3- 3				
0- 0	0- 0	0- 0	NEUTRAL	0- 0	0- 0	0- 0				

RPI 1-25				RPI 26-50				RPI 51-100				RPI 101+ Team's RPI: 124			
RPI	S	Opponent	Score	RPI	S	Opponent	Score	RPI	S	Opponent	Score	RPI	S	Opponent	Score
4	H	Mississippi St.	50 72	35	A	Tulane	67 86	52	N	California	51 71	126	H	Old Dominion	84 69
								82	H	Charlotte	61 78	152	A	Rice	68 76
								83	H	Middle Tenn.	81 61	157	A	UTSA	69 68
												173	A	Louisiana Tech	61 72
												174	N	Xavier	73 59
												190	H	UAB	64 59
												195	H	New Orleans	78 53
												199	H	Alabama St.	70 43
												204	H	Louisiana	71 49
												216	A	North Texas	62 75
												234	A	Marshall	82 78
												246	A	South Ala.	57 48
												266	N	Northern Ky.	53 58
												277	H	Mississippi Val.	83 55
												292	A	UTEP	79 68
												298	H	Alcorn	99 56
LAST 12 Division I GAMES:															
234	A	Marshall	82 78	126	H	Old Dominion	84 69								
190	H	UAB	64 59	292	A	UTEP	79 68								
83	H	Middle Tenn.	81 61	157	A	UTSA	69 68								
152	A	Rice	68 76	173	A	Louisiana Tech	61 72								
216	A	North Texas	62 75	266	N	Northern Ky.	53 58								
82	H	Charlotte	61 78	174	N	Xavier	73 59								

Non-Div I Games: William Carey 92 39

Southern Miss.

Arkansas

Through Games Of Feb. 2, 2017

Average RPI Win: 191	WON-LOST	WINNING	LAST 10	STRENGTH OF	OPP. STRENGTH	TEAM	ADJ.	CONF.	ADJ CONF.
Average RPI Loss: 70	RECORD	PCT. RANK	GAMES	SCHEDULE	OF SCHEDULE	RPI	RPI	RPI	RPI
DIV. I ONLY	13- 9	127	3- 7	108	81	125	125	2	2
DIV. I NON-CONF.	11- 2	24	2- 1	281	236	107	107	2	2
TOTALS	RPI 1-25	RPI 26-50	W-L RECORDS	RPI 51-100	RPI 101-150	RPI 150+			
13- 9	0- 2	0- 3	OVERALL	2- 0	5- 3	6- 1			
9- 5	0- 1	0- 2	HOME	2- 0	2- 2	5- 0			
2- 4	0- 1	0- 1	AWAY	0- 0	2- 1	0- 1			
2- 0	0- 0	0- 0	NEUTRAL	0- 0	1- 0	1- 0			
11- 2	0- 0	0- 0	NON-CONFERENCE	2- 0	3- 1	6- 1			
8- 1	0- 0	0- 0	HOME	2- 0	1- 1	5- 0			
1- 1	0- 0	0- 0	AWAY	0- 0	1- 0	0- 1			
2- 0	0- 0	0- 0	NEUTRAL	0- 0	1- 0	1- 0			
2- 7	0- 2	0- 3	CONFERENCE	0- 0	2- 2	0- 0			
1- 4	0- 1	0- 2	HOME	0- 0	1- 1	0- 0			
1- 3	0- 1	0- 1	AWAY	0- 0	1- 1	0- 0			
0- 0	0- 0	0- 0	NEUTRAL	0- 0	0- 0	0- 0			

RPI 1-25				RPI 26-50				RPI 51-100				RPI 101+ Team's RPI: 125			
RPI	S	Opponent	Score	RPI	S	Opponent	Score	RPI	S	Opponent	Score	RPI	S	Opponent	Score
4	H	Mississippi St.	51 59	29	A	LSU	46 53	60	H	Texas Tech	66 60	103	A	Ole Miss	64 73
20	A	Texas A&M	65 90	29	H	LSU	52 53	67	H	South Dakota	70 67	105	H	Georgia	66 69
				32	H	Missouri	46 60					106	N	Navy	70 67
												110	H	Vanderbilt	59 56
												119	A	Alabama	68 50
												139	H	Stetson	79 62
												140	A	Tulsa	57 50
												145	H	Oral Roberts	60 70
												163	A	Missouri St.	62 64
												186	N	Memphis	91 61
												223	H	Butler	68 50
												320	H	Northwestern St.	65 36
												331	H	La.-Monroe	92 46
												339	H	Houston Baptist	101 40
												343	H	Sam Houston St.	71 39
LAST 12 Division I GAMES:															
105	H	Georgia	66 69	29	H	LSU	52 53								
29	A	LSU	46 53	4	H	Mississippi St.	51 59								
32	H	Missouri	46 60	103	A	Ole Miss	64 73								
110	H	Vanderbilt	59 56	339	H	Houston Baptist	101 40								
119	A	Alabama	68 50	145	H	Oral Roberts	60 70								
20	A	Texas A&M	65 90	320	H	Northwestern St.	65 36								

Non-Div I Games:

Arkansas

■ Loss,
 ■ Non-Conf, S Site,
 ■ Home
 ■ Away
 N Neutral

Average RPI Win:	207	WON-LOST	WINNING	LAST 10	STRENGTH OF	OPP. STRENGTH	TEAM	ADJ.	CONF.	ADJ CONF.
Average RPI Loss:	96	RECORD	PCT. RANK	GAMES	SCHEDULE	OF SCHEDULE	RPI	RPI	RPI	RPI
DIV. I ONLY	11- 10	155	6- 4	74	168	126	126	15	15	
DIV. I NON-CONF.	5- 6	186	0- 2	48	177	154	154	17	17	
TOTALS	RPI 1-25	RPI 26-50	W-L RECORDS	RPI 51-100	RPI 101-150	RPI 150+				
11- 10	0- 2	0- 1	OVERALL	0- 3	2- 2	9- 2				
8- 3	0- 0	0- 0	HOME	0- 2	2- 1	6- 0				
3- 5	0- 2	0- 0	AWAY	0- 0	0- 1	3- 2				
0- 2	0- 0	0- 1	NEUTRAL	0- 1	0- 0	0- 0				
5- 6	0- 2	0- 1	NON-CONFERENCE	0- 1	2- 1	3- 1				
5- 1	0- 0	0- 0	HOME	0- 0	2- 1	3- 0				
0- 3	0- 2	0- 0	AWAY	0- 0	0- 0	0- 1				
0- 2	0- 0	0- 1	NEUTRAL	0- 1	0- 0	0- 0				
6- 4	0- 0	0- 0	CONFERENCE	0- 2	0- 1	6- 1				
3- 2	0- 0	0- 0	HOME	0- 2	0- 0	3- 0				
3- 2	0- 0	0- 0	AWAY	0- 0	0- 1	3- 1				
0- 0	0- 0	0- 0	NEUTRAL	0- 0	0- 0	0- 0				

RPI 1-25				RPI 26-50				RPI 51-100				RPI 101+ Team's RPI: 126			
RPI	S	Opponent	Score	RPI	S	Opponent	Score	RPI	S	Opponent	Score	RPI	S	Opponent	Score
12	A	Duke	64 92	36	N	Syracuse	66 92	74	N	Dayton	69 77	120	H	VCU	70 60
19	A	Miami (FL)	56 66					82	H	Charlotte	75 86	124	A	Southern Miss.	69 84
								90	H	Western Ky.	62 67	130	H	William & Mary	58 69
												141	H	Hampton	61 58
												152	A	Rice	59 47
												152	H	Rice	81 66
												173	A	Louisiana Tech	69 64
												177	A	ETSU	60 70
												206	H	Dartmouth	82 56
												216	A	North Texas	55 65
												216	H	North Texas	62 47
												234	H	Marshall	73 69
												267	H	Norfolk St.	65 54
												271	A	FIU	86 64
												342	H	N.C. Central	83 52
LAST 12 Division I GAMES:															
271	A	FIU	86 64	90	H	Western Ky.	62 67								
216	H	North Texas	62 47	234	H	Marshall	73 69								
152	H	Rice	81 66	216	A	North Texas	55 65								
82	H	Charlotte	75 86	152	A	Rice	59 47								
173	A	Louisiana Tech	69 64	177	A	ETSU	60 70								
124	A	Southern Miss.	69 84	74	N	Dayton	69 77								

Non-Div I Games:

Old Dominion

■ Loss,
■ Non-Conf,
■ S Site,
■ H Home
■ A Away
N Neutral

Average RPI Win:	194	WON-LOST	WINNING	LAST 10	STRENGTH OF	OPP. STRENGTH	TEAM	ADJ.	CONF.	ADJ CONF.
Average RPI Loss:	104	RECORD	PCT. RANK	GAMES	SCHEDULE	OF SCHEDULE	RPI	RPI	RPI	RPI
DIV. I ONLY	13- 9	127	7- 3	164	97	127	127	14	14	
DIV. I NON-CONF.	5- 6	186	0- 1	124	40	138	138	12	12	
TOTALS	RPI 1-25	RPI 26-50	W-L RECORDS	RPI 51-100	RPI 101-150	RPI 150+				
13- 9	0- 0	0- 1	OVERALL	0- 5	2- 1	11- 2				
6- 5	0- 0	0- 1	HOME	0- 3	2- 0	4- 1				
7- 4	0- 0	0- 0	AWAY	0- 2	0- 1	7- 1				
0- 0	0- 0	0- 0	NEUTRAL	0- 0	0- 0	0- 0				
5- 6	0- 0	0- 1	NON-CONFERENCE	0- 3	1- 1	4- 1				
1- 4	0- 0	0- 1	HOME	0- 2	1- 0	0- 1				
4- 2	0- 0	0- 0	AWAY	0- 1	0- 1	4- 0				
0- 0	0- 0	0- 0	NEUTRAL	0- 0	0- 0	0- 0				
8- 3	0- 0	0- 0	CONFERENCE	0- 2	1- 0	7- 1				
5- 1	0- 0	0- 0	HOME	0- 1	1- 0	4- 0				
3- 2	0- 0	0- 0	AWAY	0- 1	0- 0	3- 1				
0- 0	0- 0	0- 0	NEUTRAL	0- 0	0- 0	0- 0				

RPI 1-25				RPI 26-50				RPI 51-100				RPI 101+				Team's RPI: 127	
RPI	S	Opponent	Score	RPI	S	Opponent	Score	RPI	S	Opponent	Score	RPI	S	Opponent	Score		
				48	H	Utah	62 63	52	H	California	67 74	102	H	Northern Colo.	75 65		
								59	A	Washington St.	69 85	104	A	UC Davis	66 68		
								75	H	Boise St.	78 83	146	H	Santa Clara	55 53		
								81	H	Gonzaga	75 79	160	A	Northeastern	77 53		
								99	A	BYU	65 70	161	A	San Francisco	64 62		
												161	H	San Francisco	75 72		
												165	A	Boston College	62 54		
												192	A	San Jose St.	85 64		
												197	H	Loyola Marymount	74 59		
												203	H	CSUN	61 73		
												207	A	Pacific	63 54		
												207	H	Pacific	82 74		
												218	A	San Diego	71 73		
												252	A	Cal Poly	79 71		
												269	H	Portland	92 76		
												303	A	Pepperdine	81 60		
LAST 12 Division I GAMES:																	
				207	H	Pacific	82 74	269	H	Portland	92 76						
				146	H	Santa Clara	55 53	161	H	San Francisco	75 72						
				161	A	San Francisco	64 62	99	A	BYU	65 70						
				303	A	Pepperdine	81 60	218	A	San Diego	71 73						
				207	A	Pacific	63 54	197	H	Loyola Marymount	74 59						
				81	H	Gonzaga	75 79	203	H	CSUN	61 73						

Non-Div I Games:

St. Mary's (CA)

■ Loss,
 ■ Non-Conf,
 ■ S Site,
 ■ H Home
 ■ A Away
 N Neutral

Average RPI Win:	209	WON-LOST	WINNING	LAST 10	STRENGTH OF	OPP. STRENGTH	TEAM	ADJ.	CONF.	ADJ CONF.
Average RPI Loss:	109	RECORD	PCT. RANK	GAMES	SCHEDULE	OF SCHEDULE	RPI	RPI	RPI	RPI
DIV. I ONLY	14- 7	92	8- 2	213	112	128	128	10	10	
DIV. I NON-CONF.	6- 5	148	0- 1	324	83	235	235	11	11	
TOTALS	RPI 1-25	RPI 26-50	W-L RECORDS	RPI 51-100	RPI 101-150	RPI 150+				
14- 7	0- 1	0- 0	OVERALL	2- 4	1- 1	11- 1				
7- 3	0- 0	0- 0	HOME	0- 2	1- 0	6- 1				
6- 2	0- 0	0- 0	AWAY	2- 2	0- 0	4- 0				
1- 2	0- 1	0- 0	NEUTRAL	0- 0	0- 1	1- 0				
6- 5	0- 1	0- 0	NON-CONFERENCE	0- 2	0- 1	6- 1				
3- 2	0- 0	0- 0	HOME	0- 1	0- 0	3- 1				
2- 1	0- 0	0- 0	AWAY	0- 1	0- 0	2- 0				
1- 2	0- 1	0- 0	NEUTRAL	0- 0	0- 1	1- 0				
8- 2	0- 0	0- 0	CONFERENCE	2- 2	1- 0	5- 0				
4- 1	0- 0	0- 0	HOME	0- 1	1- 0	3- 0				
4- 1	0- 0	0- 0	AWAY	2- 1	0- 0	2- 0				
0- 0	0- 0	0- 0	NEUTRAL	0- 0	0- 0	0- 0				

RPI 1-25				RPI 26-50				RPI 51-100				RPI 101+ Team's RPI: 128			
RPI	S	Opponent	Score	RPI	S	Opponent	Score	RPI	S	Opponent	Score	RPI	S	Opponent	Score
24	N	Auburn	40 54					71	A	Buffalo	89 75	107	N	East Carolina	69 82
								80	A	Central Mich.	92 101	112	H	Kent St.	71 47
								86	H	Northern Ill.	96 101	167	H	Western Mich.	61 56
								87	A	Toledo	51 45	175	A	Oakland	66 59
								90	A	Western Ky.	61 68	189	A	Akron	90 63
								94	H	Purdue	42 58	189	H	Akron	80 70
												223	A	Butler	74 50
												256	A	Bowling Green	75 53
												259	H	Eastern Mich.	78 49
												273	N	N.C. A&T	76 57
												278	H	Evansville	84 49
												283	H	Lipscomb	74 78
												315	H	Ark.-Pine Bluff	88 60
												329	H	Chicago St.	88 53
LAST 12 Division I GAMES:															
				189	A	Akron	90 63					80	A	Central Mich.	92 101
				86	H	Northern Ill.	96 101					167	H	Western Mich.	61 56
				71	A	Buffalo	89 75					112	H	Kent St.	71 47
				256	A	Bowling Green	75 53					87	A	Toledo	51 45
				259	H	Eastern Mich.	78 49					90	A	Western Ky.	61 68
				189	H	Akron	80 70					283	H	Lipscomb	74 78

Non-Div I Games: Urbana 93 49

Ball St.

■ Loss,
 ■ Non-Conf, S Site,
 ■ Home
 ■ Away
 N Neutral

Average RPI Win:	241	WON-LOST	WINNING	LAST 10	STRENGTH OF	OPP. STRENGTH	TEAM	ADJ.	CONF.	ADJ CONF.
Average RPI Loss:	137	RECORD	PCT. RANK	GAMES	SCHEDULE	OF SCHEDULE	RPI	RPI	RPI	RPI
DIV. I ONLY	16- 6	52	8- 2	297	217	129	129	17	17	
DIV. I NON-CONF.	6- 3	97	1- 0	299	285	147	147	16	16	
TOTALS	RPI 1-25	RPI 26-50	W-L RECORDS	RPI 51-100	RPI 101-150	RPI 150+				
16- 6	0- 0	0- 0	OVERALL	0- 2	0- 1	16- 3				
6- 2	0- 0	0- 0	HOME	0- 1	0- 0	6- 1				
10- 3	0- 0	0- 0	AWAY	0- 1	0- 1	10- 1				
0- 1	0- 0	0- 0	NEUTRAL	0- 0	0- 0	0- 1				
6- 3	0- 0	0- 0	NON-CONFERENCE	0- 0	0- 1	6- 2				
3- 0	0- 0	0- 0	HOME	0- 0	0- 0	3- 0				
3- 2	0- 0	0- 0	AWAY	0- 0	0- 1	3- 1				
0- 1	0- 0	0- 0	NEUTRAL	0- 0	0- 0	0- 1				
10- 3	0- 0	0- 0	CONFERENCE	0- 2	0- 0	10- 1				
3- 2	0- 0	0- 0	HOME	0- 1	0- 0	3- 1				
7- 1	0- 0	0- 0	AWAY	0- 1	0- 0	7- 0				
0- 0	0- 0	0- 0	NEUTRAL	0- 0	0- 0	0- 0				

RPI S	Opponent	Score	RPI S	Opponent	Score	RPI S	Opponent	Score	RPI S	Opponent	Score	Team's RPI: 129
						55	A Quinnipiac	53 79	136	A UCF	30 49	
						55	H Quinnipiac	79 91	151	H Iona	85 65	
									155	A Towson	79 75	
									158	H La Salle	74 61	
									170	H Fairfield	67 68	
									183	A Seton Hall	81 89	
									191	A Siena	62 61	
									208	A Princeton	70 62	
									221	N St. Bonaventure	47 60	
									222	A Niagara	78 58	
									235	A Monmouth	71 69	
									237	A Marist	69 56	
									238	A Canisius	71 70	
									251	A Manhattan	53 36	
									251	H Manhattan	73 64	
									306	A Saint Peter's	56 43	
									306	H Saint Peter's	47 46	
									309	A Lehigh	75 68	
									321	H St. Francis Brooklyn	77 60	
									324	H Lafayette	76 58	
LAST 12 Division I GAMES:												
235	A Monmouth	71 69	237	A Marist	69 56							
306	H Saint Peter's	47 46	191	A Siena	62 61							
251	H Manhattan	73 64	251	A Manhattan	53 36							
55	A Quinnipiac	53 79	151	H Iona	85 65							
306	A Saint Peter's	56 43	55	H Quinnipiac	79 91							
170	H Fairfield	67 68	321	H St. Francis Brooklyn	77 60							

Non-Div I Games:

Rider

■ Loss,
■ Non-Conf,
■ S Site,
■ H Home
■ A Away
N Neutral

William & Mary

Through Games Of Feb. 2, 2017

Average RPI Win:	216	WON-LOST	WINNING	LAST 10	STRENGTH OF	OPP. STRENGTH	TEAM	ADJ.	CONF.	ADJ CONF.
Average RPI Loss:	102	RECORD	PCT. RANK	GAMES	SCHEDULE	OF SCHEDULE	RPI	RPI	RPI	RPI
DIV. I ONLY	13- 6	77	5- 5	207	143	130	130	8	8	
DIV. I NON-CONF.	10- 1	16	4- 0	277	288	93	93	8	8	
TOTALS	RPI 1-25	RPI 26-50	W-L RECORDS	RPI 51-100	RPI 101-150	RPI 150+				
13- 6	0- 1	0- 1	OVERALL	0- 1	3- 1	10- 2				
7- 4	0- 1	0- 1	HOME	0- 1	1- 1	6- 0				
6- 2	0- 0	0- 0	AWAY	0- 0	2- 0	4- 2				
0- 0	0- 0	0- 0	NEUTRAL	0- 0	0- 0	0- 0				
10- 1	0- 0	0- 0	NON-CONFERENCE	0- 1	2- 0	8- 0				
6- 1	0- 0	0- 0	HOME	0- 1	1- 0	5- 0				
4- 0	0- 0	0- 0	AWAY	0- 0	1- 0	3- 0				
0- 0	0- 0	0- 0	NEUTRAL	0- 0	0- 0	0- 0				
3- 5	0- 1	0- 1	CONFERENCE	0- 0	1- 1	2- 2				
1- 3	0- 1	0- 1	HOME	0- 0	0- 1	1- 0				
2- 2	0- 0	0- 0	AWAY	0- 0	1- 0	1- 2				
0- 0	0- 0	0- 0	NEUTRAL	0- 0	0- 0	0- 0				

RPI S	Opponent	Score	RPI S	Opponent	Score	RPI S	Opponent	Score	RPI S	Opponent	Score	Team's RPI: 130
25	H Elon	58 60	44	H James Madison	64 79	84	H St. John's (NY)	57 73	107	H East Carolina	82 72	
									108	A Delaware	60 49	
									108	H Delaware	54 68	
									126	A Old Dominion	69 58	
									155	A Towson	60 64	
									160	H Northeastern	60 58	
									182	A American	48 34	
									198	A Col. of Charleston	60 70	
									206	H Dartmouth	63 50	
									217	A UNCW	57 43	
									220	H Saint Francis (PA)	73 60	
									244	H Richmond	67 39	
									267	A Norfolk St.	65 52	
									310	A USC Upstate	49 46	
									325	H Mt. St. Mary's	68 46	
									341	H Delaware St.	82 48	
LAST 12 Division I GAMES:												
44	H James Madison	64 79	198	A Col. of Charleston	60 70							
108	H Delaware	54 68	108	A Delaware	60 49							
25	H Elon	58 60	107	H East Carolina	82 72							
155	A Towson	60 64	220	H Saint Francis (PA)	73 60							
217	A UNCW	57 43	325	H Mt. St. Mary's	68 46							
160	H Northeastern	60 58	267	A Norfolk St.	65 52							

Non-Div I Games:

William & Mary

Loss, Non-Conf, S Site, H Home A Away N Neutral

Average RPI Win:	222	WON-LOST	WINNING	LAST 10	STRENGTH OF	OPP. STRENGTH	TEAM	ADJ.	CONF.	ADJ CONF.
Average RPI Loss:	51	RECORD	PCT. RANK	GAMES	SCHEDULE	OF SCHEDULE	RPI	RPI	RPI	RPI
DIV. I ONLY	11- 10	155	3- 7	71	72	131	131	3	3	
DIV. I NON-CONF.	8- 4	97	2- 1	257	259	185	185	4	4	
TOTALS	RPI 1-25	RPI 26-50	W-L RECORDS	RPI 51-100	RPI 101-150	RPI 150+				
11- 10	0- 4	0- 2	OVERALL	3- 3	0- 1	8- 0				
9- 4	0- 2	0- 0	HOME	3- 2	0- 0	6- 0				
0- 6	0- 2	0- 2	AWAY	0- 1	0- 1	0- 0				
2- 0	0- 0	0- 0	NEUTRAL	0- 0	0- 0	2- 0				
8- 4	0- 0	0- 0	NON-CONFERENCE	1- 3	0- 1	7- 0				
6- 2	0- 0	0- 0	HOME	1- 2	0- 0	5- 0				
0- 2	0- 0	0- 0	AWAY	0- 1	0- 1	0- 0				
2- 0	0- 0	0- 0	NEUTRAL	0- 0	0- 0	2- 0				
3- 6	0- 4	0- 2	CONFERENCE	2- 0	0- 0	1- 0				
3- 2	0- 2	0- 0	HOME	2- 0	0- 0	1- 0				
0- 4	0- 2	0- 2	AWAY	0- 0	0- 0	0- 0				
0- 0	0- 0	0- 0	NEUTRAL	0- 0	0- 0	0- 0				

RPI	S	Opponent	Score	RPI	S	Opponent	Score	RPI	S	Opponent	Score	RPI	S	Opponent	Score	Team's RPI: 131
2	A	Notre Dame	54 86	36	A	Syracuse	65 93	65	H	Virginia	62 54	116	A	Duquesne	54 63	
14	A	Louisville	52 73	37	A	North Carolina St.	42 55	73	H	North Carolina	68 48	165	H	Boston College	56 43	
14	H	Louisville	48 63					82	H	Charlotte	63 70	245	H	Loyola Maryland	74 44	
19	H	Miami (FL)	50 82					85	H	Cornell	56 44	279	N	McNeese	71 65	
								94	H	Purdue	61 67	292	N	UTEP	71 46	
								98	A	Penn St.	62 91	295	H	Bryant	76 60	
												302	H	Loyola Chicago	59 35	
												319	H	Youngstown St.	63 50	
												325	H	Mt. St. Mary's	89 54	
LAST 12 Division I GAMES:																
36	A	Syracuse	65 93	14	A	Louisville	52 73									
14	H	Louisville	48 63	165	H	Boston College	56 43									
37	A	North Carolina St.	42 55	19	H	Miami (FL)	50 82									
65	H	Virginia	62 54	116	A	Duquesne	54 63									
73	H	North Carolina	68 48	279	N	McNeese	71 65									
2	A	Notre Dame	54 86	292	N	UTEP	71 46									

Non-Div I Games: Slippery Rock 94 48

Pittsburgh

■ Loss,
 ■ Non-Conf, S Site,
 ■ Home
 ■ Away
 N Neutral

Average RPI Win:	268	WON-LOST	WINNING	LAST 10	STRENGTH OF	OPP. STRENGTH	TEAM	ADJ.	CONF.	ADJ CONF.
Average RPI Loss:	96	RECORD	PCT. RANK	GAMES	SCHEDULE	OF SCHEDULE	RPI	RPI	RPI	RPI
DIV. I ONLY	11- 5	76	8- 2	306	193	132	132	27	27	
DIV. I NON-CONF.	3- 3	165	0- 0	182	3	115	115	27	27	
TOTALS	RPI 1-25	RPI 26-50	W-L RECORDS	RPI 51-100	RPI 101-150	RPI 150+				
11- 5	0- 2	0- 1	OVERALL	0- 0	1- 1	10- 1				
7- 0	0- 0	0- 0	HOME	0- 0	0- 0	7- 0				
4- 5	0- 2	0- 1	AWAY	0- 0	1- 1	3- 1				
0- 0	0- 0	0- 0	NEUTRAL	0- 0	0- 0	0- 0				
3- 3	0- 2	0- 1	NON-CONFERENCE	0- 0	0- 0	3- 0				
2- 0	0- 0	0- 0	HOME	0- 0	0- 0	2- 0				
1- 3	0- 2	0- 1	AWAY	0- 0	0- 0	1- 0				
0- 0	0- 0	0- 0	NEUTRAL	0- 0	0- 0	0- 0				
8- 2	0- 0	0- 0	CONFERENCE	0- 0	1- 1	7- 1				
5- 0	0- 0	0- 0	HOME	0- 0	0- 0	5- 0				
3- 2	0- 0	0- 0	AWAY	0- 0	1- 1	2- 1				
0- 0	0- 0	0- 0	NEUTRAL	0- 0	0- 0	0- 0				

RPI 1-25				RPI 26-50				RPI 51-100				RPI 101+ Team's RPI: 132			
RPI	S	Opponent	Score	RPI	S	Opponent	Score	RPI	S	Opponent	Score	RPI	S	Opponent	Score
6	A	Oregon St.	56 88	38	A	Oregon	67 84					113	A	Central Ark.	70 56
17	A	Kansas St.	43 68									114	A	Abilene Christian	59 77
												195	A	New Orleans	66 55
												195	H	New Orleans	73 42
												238	A	Canisius	65 51
												282	H	Northern Ariz.	75 60
												288	H	A&M-Corpus Christi	65 49
												302	H	Loyola Chicago	76 50
												307	A	Nicholls St.	67 78
												320	H	Northwestern St.	73 60
												335	H	Incarinate Word	83 54
												336	H	Southeastern La.	86 68
												343	A	Sam Houston St.	70 44
LAST 12 Division I GAMES:															
195	A	New Orleans	66 55	335	H	Incarinate Word	83 54								
320	H	Northwestern St.	73 60	336	H	Southeastern La.	86 68								
288	H	A&M-Corpus Christi	65 49	195	H	New Orleans	73 42								
307	A	Nicholls St.	67 78	113	A	Central Ark.	70 56								
343	A	Sam Houston St.	70 44	302	H	Loyola Chicago	76 50								
114	A	Abilene Christian	59 77	238	A	Canisius	65 51								

Non-Div I Games: St. Thomas (TX) 95 49 Louisiana Col. 94 55 Howard Payne 93 56 Southwestern (TX) 87 41
Lamar University

Hartford

Through Games Of Feb. 2, 2017

Average RPI Win: 231	WON-LOST	WINNING	LAST 10	STRENGTH OF	OPP. STRENGTH	TEAM	ADJ.	CONF.	ADJ CONF.
Average RPI Loss: 128	RECORD	PCT. RANK	GAMES	SCHEDULE	OF SCHEDULE	RPI	RPI	RPI	RPI
DIV. I ONLY	14- 7	92	7- 3	222	218	133	133	20	20
DIV. I NON-CONF.	9- 4	85	2- 2	204	221	125	125	21	21
TOTALS	RPI 1-25	RPI 26-50	W-L RECORDS	RPI 51-100	RPI 101-150	RPI 150+			
14- 7	0- 0	0- 0	OVERALL	0- 3	1- 1	13- 3			
7- 3	0- 0	0- 0	HOME	0- 2	0- 0	7- 1			
5- 4	0- 0	0- 0	AWAY	0- 1	1- 1	4- 2			
2- 0	0- 0	0- 0	NEUTRAL	0- 0	0- 0	2- 0			
9- 4	0- 0	0- 0	NON-CONFERENCE	0- 2	1- 0	8- 2			
3- 3	0- 0	0- 0	HOME	0- 2	0- 0	3- 1			
4- 1	0- 0	0- 0	AWAY	0- 0	1- 0	3- 1			
2- 0	0- 0	0- 0	NEUTRAL	0- 0	0- 0	2- 0			
5- 3	0- 0	0- 0	CONFERENCE	0- 1	0- 1	5- 1			
4- 0	0- 0	0- 0	HOME	0- 0	0- 0	4- 0			
1- 3	0- 0	0- 0	AWAY	0- 1	0- 1	1- 1			
0- 0	0- 0	0- 0	NEUTRAL	0- 0	0- 0	0- 0			

RPI S	Opponent	Score	RPI S	Opponent	Score	RPI S	Opponent	Score	RPI S	Opponent	Score	Team's RPI: 133
						55	H Quinnipiac	59 82	108	A Delaware	67 66	
						88	H FGCU	63 70	118	A Maine	62 73	
						89	A New Hampshire	50 58	154	H Providence	65 77	
									165	H Boston College	65 56	
									172	A Albany (NY)	71 82	
									180	A Hofstra	69 67	
									191	A Siena	80 76	
									196	H Binghamton	76 73	
									202	H Sacred Heart	81 64	
									222	A Niagara	62 75	
									235	N Monmouth	75 72	
									242	H Stony Brook	65 52	
									250	A UMBC	80 73	
									267	N Norfolk St.	61 51	
									274	H Massachusetts	75 56	
									280	H Vermont	68 55	
									300	A Central Conn. St.	68 58	
									337	H UMass Lowell	80 59	
LAST 12 Division I GAMES:												
172	A Albany (NY)	71 82	250	A UMBC	80 73							
196	H Binghamton	76 73	280	H Vermont	68 55							
89	A New Hampshire	50 58	180	A Hofstra	69 67							
242	H Stony Brook	65 52	108	A Delaware	67 66							
118	A Maine	62 73	55	H Quinnipiac	59 82							
337	H UMass Lowell	80 59	222	A Niagara	62 75							

Non-Div I Games:

Hartford

■ Loss,
 ■ Non-Conf,
 S Site,
 ■ Home
 ■ Away
 N Neutral

Average RPI Win:	247	WON-LOST	WINNING	LAST 10	STRENGTH OF	OPP. STRENGTH	TEAM	ADJ.	CONF.	ADJ CONF.
Average RPI Loss:	163	RECORD	PCT. RANK	GAMES	SCHEDULE	OF SCHEDULE	RPI	RPI	RPI	RPI
DIV. I ONLY	10- 7	134	5- 5	227	272	134	134	9	9	
DIV. I NON-CONF.	9- 4	85	6- 2	283	279	130	130	10	10	
TOTALS	RPI 1-25	RPI 26-50	W-L RECORDS	RPI 51-100	RPI 101-150	RPI 150+				
10- 7	0- 1	0- 0	OVERALL	1- 0	0- 1	9- 5				
4- 1	0- 0	0- 0	HOME	0- 0	0- 0	4- 1				
6- 6	0- 1	0- 0	AWAY	1- 0	0- 1	5- 4				
0- 0	0- 0	0- 0	NEUTRAL	0- 0	0- 0	0- 0				
9- 4	0- 1	0- 0	NON-CONFERENCE	1- 0	0- 0	8- 3				
3- 1	0- 0	0- 0	HOME	0- 0	0- 0	3- 1				
6- 3	0- 1	0- 0	AWAY	1- 0	0- 0	5- 2				
0- 0	0- 0	0- 0	NEUTRAL	0- 0	0- 0	0- 0				
1- 3	0- 0	0- 0	CONFERENCE	0- 0	0- 1	1- 2				
1- 0	0- 0	0- 0	HOME	0- 0	0- 0	1- 0				
0- 3	0- 0	0- 0	AWAY	0- 0	0- 1	0- 2				
0- 0	0- 0	0- 0	NEUTRAL	0- 0	0- 0	0- 0				

RPI 1-25				RPI 26-50				RPI 51-100				RPI 101+ Team's RPI: 134			
RPI	S	Opponent	Score	RPI	S	Opponent	Score	RPI	S	Opponent	Score	RPI	S	Opponent	Score
8	A	Stanford	44 102					89	A	New Hampshire	64 58	150	A	Penn	55 66
												165	H	Boston College	64 71
												168	A	Army West Point	55 59
												172	H	Albany (NY)	64 53
												188	A	Brown	73 76
												188	H	Brown	73 51
												196	H	Binghamton	57 48
												208	A	Princeton	62 74
												236	A	UC Santa Barbara	64 60
												251	A	Manhattan	57 63
												280	H	Vermont	77 48
												313	A	Illinois St.	59 45
												314	A	Holy Cross	71 70
												332	A	LIU Brooklyn	75 44
												345	A	Wagner	66 52
LAST 12 Division I GAMES:															
188	H	Brown	73 51	89	A	New Hampshire	64 58	165	H	Boston College	64 71				
188	A	Brown	73 76	172	H	Albany (NY)	64 53	332	A	LIU Brooklyn	75 44				
208	A	Princeton	62 74	345	A	Wagner	66 52	314	A	Holy Cross	71 70				
150	A	Penn	55 66												
236	A	UC Santa Barbara	64 60												
8	A	Stanford	44 102												

Non-Div I Games:

Yale

Kansas

Through Games Of Feb. 2, 2017

Average RPI Win:	160	WON-LOST	WINNING	LAST 10	STRENGTH OF	OPP. STRENGTH	TEAM	ADJ.	CONF.	ADJ CONF.
Average RPI Loss:	57	RECORD	PCT. RANK	GAMES	SCHEDULE	OF SCHEDULE	RPI	RPI	RPI	RPI
DIV. I ONLY	7- 15	267	1- 9	15	20	135	135	4	4	
DIV. I NON-CONF.	6- 5	148	1- 0	70	125	133	133	3	3	
TOTALS	RPI 1-25	RPI 26-50	W-L RECORDS	RPI 51-100	RPI 101-150	RPI 150+				
7- 15	0- 7	0- 3	OVERALL	1- 1	2- 3	4- 1				
6- 7	0- 4	0- 1	HOME	1- 0	2- 1	3- 1				
1- 8	0- 3	0- 2	AWAY	0- 1	0- 2	1- 0				
0- 0	0- 0	0- 0	NEUTRAL	0- 0	0- 0	0- 0				
6- 5	0- 1	0- 1	NON-CONFERENCE	0- 0	2- 2	4- 1				
5- 3	0- 1	0- 0	HOME	0- 0	2- 1	3- 1				
1- 2	0- 0	0- 1	AWAY	0- 0	0- 1	1- 0				
0- 0	0- 0	0- 0	NEUTRAL	0- 0	0- 0	0- 0				
1- 10	0- 6	0- 2	CONFERENCE	1- 1	0- 1	0- 0				
1- 4	0- 3	0- 1	HOME	1- 0	0- 0	0- 0				
0- 6	0- 3	0- 1	AWAY	0- 1	0- 1	0- 0				
0- 0	0- 0	0- 0	NEUTRAL	0- 0	0- 0	0- 0				

RPI	S	Opponent	Score	RPI	S	Opponent	Score	RPI	S	Opponent	Score	RPI	S	Opponent	Score	Team's RPI: 135
5	A	Baylor	43 90	28	A	Creighton	49 69	60	H	Texas Tech	66 60	109	H	SMU	63 75	
5	H	Baylor	43 92	45	A	Oklahoma St.	70 74	91	A	Iowa St.	58 87	115	H	Arizona	75 51	
11	H	Texas	54 66	49	H	West Virginia	51 62					119	A	Alabama	65 71	
17	A	Kansas St.	60 73									142	A	TCU	68 83	
21	H	Harvard	59 69									145	H	Oral Roberts	64 56	
23	A	Oklahoma	52 89									153	H	North Dakota	76 71	
23	H	Oklahoma	54 84									163	H	Missouri St.	64 87	
												169	H	UC Riverside	90 84	
												186	A	Memphis	68 58	
												294	H	Rhode Island	72 36	
LAST 12 Division I GAMES:																
23	A	Oklahoma	52 89	17	A	Kansas St.	60 73									
60	H	Texas Tech	66 60	91	A	Iowa St.	58 87									
45	A	Oklahoma St.	70 74	11	H	Texas	54 66									
142	A	TCU	68 83	5	A	Baylor	43 90									
49	H	West Virginia	51 62	23	H	Oklahoma	54 84									
5	H	Baylor	43 92	169	H	UC Riverside	90 84									

Non-Div I Games:

Kansas

Loss, Non-Conf, S Site, H Home A Away N Neutral

Average RPI Win:	216	WON-LOST	WINNING	LAST 10	STRENGTH OF	OPP. STRENGTH	TEAM	ADJ.	CONF.	ADJ CONF.
Average RPI Loss:	111	RECORD	PCT. RANK	GAMES	SCHEDULE	OF SCHEDULE	RPI	RPI	RPI	RPI
DIV. I ONLY	13- 8	115	4- 6	187	115	136	136	5	5	
DIV. I NON-CONF.	10- 3	54	3- 1	243	233	114	114	6	6	
TOTALS	RPI 1-25	RPI 26-50	W-L RECORDS	RPI 51-100	RPI 101-150	RPI 150+				
13- 8	0- 1	0- 1	OVERALL	0- 1	2- 2	11- 3				
7- 5	0- 1	0- 1	HOME	0- 0	1- 2	6- 1				
6- 3	0- 0	0- 0	AWAY	0- 1	1- 0	5- 2				
0- 0	0- 0	0- 0	NEUTRAL	0- 0	0- 0	0- 0				
10- 3	0- 0	0- 1	NON-CONFERENCE	0- 1	1- 1	9- 0				
6- 2	0- 0	0- 1	HOME	0- 0	1- 1	5- 0				
4- 1	0- 0	0- 0	AWAY	0- 1	0- 0	4- 0				
0- 0	0- 0	0- 0	NEUTRAL	0- 0	0- 0	0- 0				
3- 5	0- 1	0- 0	CONFERENCE	0- 0	1- 1	2- 3				
1- 3	0- 1	0- 0	HOME	0- 0	0- 1	1- 1				
2- 2	0- 0	0- 0	AWAY	0- 0	1- 0	1- 2				
0- 0	0- 0	0- 0	NEUTRAL	0- 0	0- 0	0- 0				

RPI 1-25				RPI 26-50				RPI 51-100				RPI 101+ Team's RPI: 136			
RPI	S	Opponent	Score	RPI	S	Opponent	Score	RPI	S	Opponent	Score	RPI	S	Opponent	Score
1	H	UConn	48 84	43	H	Virginia Tech	64 67	71	A	Buffalo	65 66	104	H	UC Davis	71 77
												107	A	East Carolina	54 42
												129	H	Rider	49 30
												140	H	Tulsa	62 73
												156	A	Cincinnati	57 63
												156	H	Cincinnati	64 44
												162	H	Omaha	81 41
												178	A	Houston	62 48
												186	A	Memphis	59 65
												186	H	Memphis	62 65
												223	A	Butler	66 59
												246	H	South Ala.	70 58
												254	H	Austin Peay	61 43
												255	A	Ga. Southern	74 54
												258	H	Bethune-Cookman	70 43
												271	A	FIU	69 52
												281	H	Gardner-Webb	66 52
												291	A	Davidson	57 38
LAST 12 Division I GAMES:															
186	A	Memphis	59 65	156	A	Cincinnati	57 63								
156	H	Cincinnati	64 44	1	H	UConn	48 84								
140	H	Tulsa	62 73	104	H	UC Davis	71 77								
107	A	East Carolina	54 42	162	H	Omaha	81 41								
178	A	Houston	62 48	255	A	Ga. Southern	74 54								
186	H	Memphis	62 65	281	H	Gardner-Webb	66 52								

Non-Div I Games:

UCF

■ Loss,
 ■ Non-Conf, S Site,
 ■ Home
 ■ Away
 N Neutral

Saint Joseph's

Through Games Of Feb. 2, 2017

Average RPI Win:	191	WON-LOST	WINNING	LAST 10	STRENGTH OF	OPP. STRENGTH	TEAM	ADJ.	CONF.	ADJ CONF.
Average RPI Loss:	96	RECORD	PCT. RANK	GAMES	SCHEDULE	OF SCHEDULE	RPI	RPI	RPI	RPI
DIV. I ONLY	10- 12	199	7- 3	61	140	137	137	12	12	
DIV. I NON-CONF.	3- 9	275	0- 2	27	141	175	175	13	13	
TOTALS	RPI 1-25	RPI 26-50	W-L RECORDS	RPI 51-100	RPI 101-150	RPI 150+				
10- 12	0- 0	0- 3	OVERALL	0- 6	5- 0	5- 3				
6- 5	0- 0	0- 3	HOME	0- 1	3- 0	3- 1				
4- 6	0- 0	0- 0	AWAY	0- 1	2- 0	2- 0				
0- 1	0- 0	0- 0	NEUTRAL	0- 1	0- 0	0- 0				
3- 9	0- 0	0- 3	NON-CONFERENCE	0- 4	2- 0	1- 2				
1- 5	0- 0	0- 3	HOME	0- 1	0- 0	1- 1				
2- 3	0- 0	0- 0	AWAY	0- 2	2- 0	0- 1				
0- 1	0- 0	0- 0	NEUTRAL	0- 1	0- 0	0- 0				
7- 3	0- 0	0- 0	CONFERENCE	0- 2	3- 0	4- 1				
5- 0	0- 0	0- 0	HOME	0- 0	3- 0	2- 0				
2- 3	0- 0	0- 0	AWAY	0- 2	0- 0	2- 1				
0- 0	0- 0	0- 0	NEUTRAL	0- 0	0- 0	0- 0				

RPI 1-25				RPI 26-50				RPI 51-100				RPI 101+				Team's RPI: 137	
RPI	S	Opponent	Score	RPI	S	Opponent	Score	RPI	S	Opponent	Score	RPI	S	Opponent	Score		
				30	H	Temple	70 86	64	H	Villanova	54 62	116	H	Duquesne	60 58		
				44	H	James Madison	72 85	69	A	George Washington	44 53	120	H	VCU	64 58		
				47	H	Bucknell	61 64	70	A	Drexel	49 60	121	H	Fordham	47 44		
								74	A	Dayton	59 64	148	A	New Mexico	79 67		
								80	A	Central Mich.	71 73	150	A	Penn	57 53		
								99	N	BYU	56 71	151	A	Iona	57 58		
												158	A	La Salle	75 55		
												180	H	Hofstra	64 75		
												221	H	St. Bonaventure	70 53		
												244	A	Richmond	52 70		
												274	H	Massachusetts	81 50		
												294	A	Rhode Island	75 49		
												312	H	NJIT	75 36		
LAST 12 Division I GAMES:																	
				116	H	Duquesne	60 58	120	H	VCU	64 58						
				221	H	St. Bonaventure	70 53	274	H	Massachusetts	81 50						
				294	A	Rhode Island	75 49	69	A	George Washington	44 53						
				74	A	Dayton	59 64	244	A	Richmond	52 70						
				121	H	Fordham	47 44	44	H	James Madison	72 85						
				158	A	La Salle	75 55	180	H	Hofstra	64 75						

Non-Div I Games:

Saint Joseph's

■ Loss,
 ■ Non-Conf,
 ■ S Site,
 ■ H Home
 ■ A Away
 N Neutral

Average RPI Win:	255	WON-LOST	WINNING	LAST 10	STRENGTH OF	OPP. STRENGTH	TEAM	ADJ.	CONF.	ADJ CONF.
Average RPI Loss:	98	RECORD	PCT. RANK	GAMES	SCHEDULE	OF SCHEDULE	RPI	RPI	RPI	RPI
DIV. I ONLY	15- 5	37	9- 1	320	165	138	138	21	21	
DIV. I NON-CONF.	6- 4	126	2- 0	345	90	238	238	20	20	
TOTALS	RPI 1-25	RPI 26-50	W-L RECORDS	RPI 51-100	RPI 101-150	RPI 150+				
15- 5	0- 0	0- 2	OVERALL	0- 0	0- 2	15- 1				
7- 1	0- 0	0- 0	HOME	0- 0	0- 1	7- 0				
8- 2	0- 0	0- 1	AWAY	0- 0	0- 0	8- 1				
0- 2	0- 0	0- 1	NEUTRAL	0- 0	0- 1	0- 0				
6- 4	0- 0	0- 1	NON-CONFERENCE	0- 0	0- 2	6- 1				
3- 1	0- 0	0- 0	HOME	0- 0	0- 1	3- 0				
3- 1	0- 0	0- 0	AWAY	0- 0	0- 0	3- 1				
0- 2	0- 0	0- 1	NEUTRAL	0- 0	0- 1	0- 0				
9- 1	0- 0	0- 1	CONFERENCE	0- 0	0- 0	9- 0				
4- 0	0- 0	0- 0	HOME	0- 0	0- 0	4- 0				
5- 1	0- 0	0- 1	AWAY	0- 0	0- 0	5- 0				
0- 0	0- 0	0- 0	NEUTRAL	0- 0	0- 0	0- 0				

RPI 1-25			RPI 26-50			RPI 51-100			RPI 101+			Team's RPI: 138
RPI	S	Opponent	Score	RPI	S	Opponent	Score	RPI	S	Opponent	Score	
				34	A	Green Bay	41 62					
				40	N	Georgetown	60 67					
LAST 12 Division I GAMES:												
175	H	Oakland	84 66	193	H	Cleveland St.	84 63	112	H	Kent St.	69 79	
159	H	Detroit	77 69	319	H	Youngstown St.	71 58	122	N	Clemson	51 75	
322	A	Valparaiso	65 52	34	A	Green Bay	41 62	159	H	Detroit	77 69	
318	A	Ill.-Chicago	73 54	164	A	Milwaukee	69 51	164	A	Milwaukee	69 51	
175	A	Oakland	73 61	215	H	Miami (OH)	65 57	175	A	Oakland	73 61	
266	A	Northern Ky.	70 63	317	H	Fort Wayne	62 51	175	H	Oakland	84 66	
								181	A	Illinois	72 76	
								193	H	Cleveland St.	84 63	
								215	H	Miami (OH)	65 57	
								257	A	Tennessee Tech	65 54	
								266	A	Northern Ky.	70 63	
								305	A	Eastern Ill.	71 61	
								311	H	Eastern Ky.	85 73	
								317	H	Fort Wayne	62 51	
								318	A	Ill.-Chicago	73 54	
								319	H	Youngstown St.	71 58	
								322	A	Valparaiso	65 52	
								329	A	Chicago St.	71 65	

Non-Div I Games: Grace (IN) 87 56 Cincinnati Christia 85 61

Wright St.

Loss, Non-Conf, S Site, H Home A Away N Neutral

Average RPI Win: 267	WON-LOST	WINNING	LAST 10	STRENGTH OF	OPP. STRENGTH	TEAM	ADJ.	CONF.	ADJ CONF.
Average RPI Loss: 112	RECORD	PCT. RANK	GAMES	SCHEDULE	OF SCHEDULE	RPI	RPI	RPI	RPI
DIV. I ONLY	14- 5	48	7- 3	296	264	139	139	24	24
DIV. I NON-CONF.	8- 4	97	1- 2	262	286	151	151	24	24
TOTALS	RPI 1-25	RPI 26-50	W-L RECORDS	RPI 51-100	RPI 101-150	RPI 150+			
14- 5	0- 1	0- 0	OVERALL	1- 2	0- 1	13- 1			
7- 2	0- 0	0- 0	HOME	0- 1	0- 0	7- 1			
5- 3	0- 1	0- 0	AWAY	1- 1	0- 1	4- 0			
2- 0	0- 0	0- 0	NEUTRAL	0- 0	0- 0	2- 0			
8- 4	0- 1	0- 0	NON-CONFERENCE	0- 1	0- 1	8- 1			
4- 1	0- 0	0- 0	HOME	0- 0	0- 0	4- 1			
2- 3	0- 1	0- 0	AWAY	0- 1	0- 1	2- 0			
2- 0	0- 0	0- 0	NEUTRAL	0- 0	0- 0	2- 0			
6- 1	0- 0	0- 0	CONFERENCE	1- 1	0- 0	5- 0			
3- 1	0- 0	0- 0	HOME	0- 1	0- 0	3- 0			
3- 0	0- 0	0- 0	AWAY	1- 0	0- 0	2- 0			
0- 0	0- 0	0- 0	NEUTRAL	0- 0	0- 0	0- 0			

RPI 1-25				RPI 26-50				RPI 51-100				RPI 101+ Team's RPI: 139			
RPI	S	Opponent	Score	RPI	S	Opponent	Score	RPI	S	Opponent	Score	RPI	S	Opponent	Score
22	A	South Fla.	60 74					88	H	FGCU	71 84	125	A	Arkansas	62 79
								92	A	Chattanooga	55 66	211	H	SIUE	78 68
								97	A	Jacksonville	65 49	230	N	Robert Morris	68 60
												233	H	Tennessee St.	50 56
												243	N	Weber St.	70 68
												258	H	Bethune-Cookman	63 60
												266	A	Northern Ky.	54 45
												283	A	Lipscomb	91 66
												287	H	North Florida	68 44
												299	A	Kennesaw St.	65 56
												305	H	Eastern Ill.	72 55
												308	A	High Point	81 47
												310	H	USC Upstate	80 68
												312	H	NJIT	77 43
												322	H	Valparaiso	87 75
LAST 12 Division I GAMES:															
97	A	Jacksonville	65 49	88	H	FGCU	71 84	22	A	South Fla.	60 74	233	H	Tennessee St.	50 56
287	H	North Florida	68 44	211	H	SIUE	78 68	92	A	Chattanooga	55 66	308	A	High Point	81 47
312	H	NJIT	77 43	97	A	Jacksonville	65 49								
310	H	USC Upstate	80 68												
283	A	Lipscomb	91 66												
299	A	Kennesaw St.	65 56												

Non-Div I Games: Webber Int'l 92 54 Palm Beach Atl. 89 50 Warner 100 34

Stetson

Average RPI Win:	165	WON-LOST	WINNING	LAST 10	STRENGTH OF	OPP. STRENGTH	TEAM	ADJ.	CONF.	ADJ CONF.
Average RPI Loss:	94	RECORD	PCT. RANK	GAMES	SCHEDULE	OF SCHEDULE	RPI	RPI	RPI	RPI
DIV. I ONLY	8- 14	244	4- 6	48	66	140	140	5	5	
DIV. I NON-CONF.	4- 9	248	1- 2	96	126	190	190	6	6	
TOTALS	RPI 1-25	RPI 26-50	W-L RECORDS	RPI 51-100	RPI 101-150	RPI 150+				
8- 14	0- 4	0- 2	OVERALL	0- 3	5- 2	3- 3				
5- 5	0- 1	0- 1	HOME	0- 2	3- 1	2- 0				
3- 8	0- 3	0- 1	AWAY	0- 0	2- 1	1- 3				
0- 1	0- 0	0- 0	NEUTRAL	0- 1	0- 0	0- 0				
4- 9	0- 2	0- 0	NON-CONFERENCE	0- 3	2- 2	2- 2				
2- 3	0- 0	0- 0	HOME	0- 2	1- 1	1- 0				
2- 5	0- 2	0- 0	AWAY	0- 0	1- 1	1- 2				
0- 1	0- 0	0- 0	NEUTRAL	0- 1	0- 0	0- 0				
4- 5	0- 2	0- 2	CONFERENCE	0- 0	3- 0	1- 1				
3- 2	0- 1	0- 1	HOME	0- 0	2- 0	1- 0				
1- 3	0- 1	0- 1	AWAY	0- 0	1- 0	0- 1				
0- 0	0- 0	0- 0	NEUTRAL	0- 0	0- 0	0- 0				

RPI 1-25				RPI 26-50				RPI 51-100				RPI 101+ Team's RPI: 140			
RPI	S	Opponent	Score	RPI	S	Opponent	Score	RPI	S	Opponent	Score	RPI	S	Opponent	Score
1	H	UConn	58 98	30	H	Temple	49 58	58	H	Little Rock	58 63	107	H	East Carolina	100 92
17	A	Kansas St.	62 82	35	A	Tulane	65 70	67	H	South Dakota	68 71	109	H	SMU	66 59
22	A	South Fla.	68 84					99	N	BYU	56 71	111	H	Saint Louis	70 64
23	A	Oklahoma	68 85									125	H	Arkansas	50 57
												136	A	UCF	73 62
												145	A	Oral Roberts	68 76
												148	A	New Mexico	67 64
												178	A	Houston	66 71
												186	H	Memphis	57 52
												187	A	Indiana St.	68 72
												216	H	North Texas	63 58
												304	A	UMKC	80 70
												323	A	Arkansas St.	80 83
LAST 12 Division I GAMES:															
107	H	East Carolina	100 92	22	A	South Fla.	68 84	186	H	Memphis	57 52				
109	H	SMU	66 59	35	A	Tulane	65 70	178	A	Houston	66 71				
136	A	UCF	73 62	1	H	UConn	58 98	187	A	Indiana St.	68 72				
				30	H	Temple	49 58	58	H	Little Rock	58 63				
								111	H	Saint Louis	70 64				

Non-Div I Games:

Tulsa

■ Loss,
■ Non-Conf,
■ S Site,
■ H Home
■ A Away
N Neutral

Average RPI Win:	262	WON-LOST	WINNING	LAST 10	STRENGTH OF	OPP. STRENGTH	TEAM	ADJ.	CONF.	ADJ CONF.
Average RPI Loss:	78	RECORD	PCT. RANK	GAMES	SCHEDULE	OF SCHEDULE	RPI	RPI	RPI	RPI
DIV. I ONLY	13- 8	115	8- 2	239	182	141	141	32	32	
DIV. I NON-CONF.	6- 7	182	2- 2	81	32	95	95	31	31	
TOTALS	RPI 1-25	RPI 26-50	W-L RECORDS	RPI 51-100	RPI 101-150	RPI 150+				
13- 8	0- 1	1- 3	OVERALL	0- 2	1- 1	11- 1				
7- 1	0- 0	1- 0	HOME	0- 0	0- 0	6- 1				
2- 7	0- 1	0- 3	AWAY	0- 2	0- 1	2- 0				
4- 0	0- 0	0- 0	NEUTRAL	0- 0	1- 0	3- 0				
6- 7	0- 1	1- 3	NON-CONFERENCE	0- 2	1- 1	4- 0				
2- 0	0- 0	1- 0	HOME	0- 0	0- 0	1- 0				
0- 7	0- 1	0- 3	AWAY	0- 2	0- 1	0- 0				
4- 0	0- 0	0- 0	NEUTRAL	0- 0	1- 0	3- 0				
7- 1	0- 0	0- 0	CONFERENCE	0- 0	0- 0	7- 1				
5- 1	0- 0	0- 0	HOME	0- 0	0- 0	5- 1				
2- 0	0- 0	0- 0	AWAY	0- 0	0- 0	2- 0				
0- 0	0- 0	0- 0	NEUTRAL	0- 0	0- 0	0- 0				

RPI 1-25				RPI 26-50				RPI 51-100				RPI 101+ Team's RPI: 141			
RPI	S	Opponent	Score	RPI	S	Opponent	Score	RPI	S	Opponent	Score	RPI	S	Opponent	Score
3	A	South Carolina	38 92	30	H	Temple	71 65	56	A	Iowa	51 84	118	N	Maine	58 49
				37	A	North Carolina St.	56 81	88	A	FGCU	49 60	126	A	Old Dominion	58 61
				42	A	Northwestern	48 67					229	H	UMES	65 68
				44	A	James Madison	50 71					232	N	Samford	63 57
												244	H	Richmond	72 45
												267	A	Norfolk St.	58 57
												273	H	N.C. A&T	64 57
												290	H	Savannah St.	75 46
												293	H	Coppin St.	78 54
												306	N	Saint Peter's	71 42
												324	N	Lafayette	58 55
												340	H	South Carolina St.	80 46
												341	A	Delaware St.	83 52
												342	H	N.C. Central	60 36
LAST 12 Division I GAMES:															
				229	H	UMES	65 68	340	H	South Carolina St.	80 46				
				293	H	Coppin St.	78 54	273	H	N.C. A&T	64 57				
				267	A	Norfolk St.	58 57	232	N	Samford	63 57				
				342	H	N.C. Central	60 36	88	A	FGCU	49 60				
				341	A	Delaware St.	83 52	126	A	Old Dominion	58 61				
				290	H	Savannah St.	75 46	244	H	Richmond	72 45				

Non-Div I Games:

Hampton

■ Loss,
■ Non-Conf, S Site,
■ Home
■ Away
N Neutral

Average RPI Win:	229	WON-LOST	WINNING	LAST 10	STRENGTH OF	OPP. STRENGTH	TEAM	ADJ.	CONF.	ADJ CONF.
Average RPI Loss:	28	RECORD	PCT. RANK	GAMES	SCHEDULE	OF SCHEDULE	RPI	RPI	RPI	RPI
DIV. I ONLY	10- 11	186	2- 8	62	37	142	142	4	4	
DIV. I NON-CONF.	8- 3	67	2- 0	237	185	136	136	3	3	
TOTALS	RPI 1-25	RPI 26-50	W-L RECORDS	RPI 51-100	RPI 101-150	RPI 150+				
10- 11	0- 7	0- 3	OVERALL	1- 1	2- 0	7- 0				
10- 4	0- 2	0- 2	HOME	1- 0	2- 0	7- 0				
0- 7	0- 5	0- 1	AWAY	0- 1	0- 0	0- 0				
0- 0	0- 0	0- 0	NEUTRAL	0- 0	0- 0	0- 0				
8- 3	0- 2	0- 1	NON-CONFERENCE	0- 0	1- 0	7- 0				
8- 1	0- 1	0- 0	HOME	0- 0	1- 0	7- 0				
0- 2	0- 1	0- 1	AWAY	0- 0	0- 0	0- 0				
0- 0	0- 0	0- 0	NEUTRAL	0- 0	0- 0	0- 0				
2- 8	0- 5	0- 2	CONFERENCE	1- 1	1- 0	0- 0				
2- 3	0- 1	0- 2	HOME	1- 0	1- 0	0- 0				
0- 5	0- 4	0- 0	AWAY	0- 1	0- 0	0- 0				
0- 0	0- 0	0- 0	NEUTRAL	0- 0	0- 0	0- 0				

RPI 1-25				RPI 26-50				RPI 51-100				RPI 101+ Team's RPI: 142			
RPI	S	Opponent	Score	RPI	S	Opponent	Score	RPI	S	Opponent	Score	RPI	S	Opponent	Score
2	A	Notre Dame	59 92	29	A	LSU	61 67	91	A	Iowa St.	69 72	109	H	SMU	76 67
5	A	Baylor	54 77	45	H	Oklahoma St.	67 82	91	H	Iowa St.	80 75	135	H	Kansas	83 68
11	A	Texas	54 83	49	H	West Virginia	61 83					213	H	Texas Southern	77 48
11	H	Texas	69 77									223	H	Butler	73 47
17	A	Kansas St.	63 74									264	H	Grambling	83 47
20	H	Texas A&M	67 75									279	H	McNeese	74 70
23	A	Oklahoma	72 87									298	H	Alcorn	95 39
												335	H	Incarnate Word	88 40
												343	H	Sam Houston St.	81 37
LAST 12 Division I GAMES:															
91	A	Iowa St.	69 72	11	A	Texas	54 83								
11	H	Texas	69 77	45	H	Oklahoma St.	67 82								
135	H	Kansas	83 68	23	A	Oklahoma	72 87								
17	A	Kansas St.	63 74	49	H	West Virginia	61 83								
91	H	Iowa St.	80 75	298	H	Alcorn	95 39								
5	A	Baylor	54 77	213	H	Texas Southern	77 48								

Non-Div I Games:

TCU

■ Loss,
 ■ Non-Conf, S Site,
 ■ Home
 ■ Away
 N Neutral

Idaho

Through Games Of Feb. 2, 2017

Average RPI Win:	261	WON-LOST	WINNING	LAST 10	STRENGTH OF	OPP. STRENGTH	TEAM	ADJ.	CONF.	ADJ CONF.
Average RPI Loss:	87	RECORD	PCT. RANK	GAMES	SCHEDULE	OF SCHEDULE	RPI	RPI	RPI	RPI
DIV. I ONLY	9- 10	194	6- 4	155	157	143	143	18	18	
DIV. I NON-CONF.	3- 6	230	0- 1	19	69	84	84	18	18	
TOTALS	RPI 1-25	RPI 26-50	W-L RECORDS	RPI 51-100	RPI 101-150	RPI 150+				
9- 10	0- 2	0- 1	OVERALL	1- 4	0- 1	8- 2				
2- 2	0- 0	0- 0	HOME	0- 1	0- 0	2- 1				
7- 5	0- 0	0- 0	AWAY	1- 0	0- 0	6- 0				
0- 3	0- 1	0- 0	NEUTRAL	0- 2	0- 0	0- 0				
3- 6	0- 2	0- 1	NON-CONFERENCE	1- 2	0- 0	2- 1				
0- 0	0- 0	0- 0	HOME	0- 0	0- 0	0- 0				
3- 3	0- 1	0- 1	AWAY	1- 0	0- 0	2- 1				
0- 3	0- 1	0- 0	NEUTRAL	0- 2	0- 0	0- 0				
6- 4	0- 0	0- 0	CONFERENCE	0- 2	0- 1	6- 1				
2- 2	0- 0	0- 0	HOME	0- 1	0- 0	2- 1				
4- 2	0- 0	0- 0	AWAY	0- 1	0- 1	4- 0				
0- 0	0- 0	0- 0	NEUTRAL	0- 0	0- 0	0- 0				

RPI 1-25				RPI 26-50				RPI 51-100				RPI 101+ Team's RPI: 143			
RPI	S	Opponent	Score	RPI	S	Opponent	Score	RPI	S	Opponent	Score	RPI	S	Opponent	Score
6	N	Oregon St.	49 60	38	A	Oregon	70 73	54	N	UNI	74 76	149	A	Eastern Wash.	57 67
10	A	Washington	53 105					62	A	Montana St.	64 80	201	H	Idaho St.	60 67
								62	H	Montana St.	61 66	214	A	Grand Canyon	60 64
								77	N	UNLV	61 73	224	A	Seattle U	68 64
								95	A	Wyoming	74 71	241	A	Portland St.	72 66
												243	H	Weber St.	95 77
												262	A	Southern Utah	85 68
												282	A	Northern Ariz.	91 80
												333	A	Montana	86 59
												333	H	Montana	75 50
												338	A	Cal St. Fullerton	88 86
LAST 12 Division I GAMES:															
241	A	Portland St.	72 66	243	H	Weber St.	95 77	62	A	Montana St.	64 80				
333	H	Montana	75 50	333	A	Montana	86 59	149	A	Eastern Wash.	57 67				
62	H	Montana St.	61 66	38	A	Oregon	70 73	95	A	Wyoming	74 71				
282	A	Northern Ariz.	91 80												
262	A	Southern Utah	85 68												
201	H	Idaho St.	60 67												

Non-Div I Games: Lewis-Clark St. 85 49 Central Wash. 79 45

Idaho

Loss, Non-Conf, S Site, H Home A Away N Neutral

George Mason

Through Games Of Feb. 2, 2017

Average RPI Win: 221	WON-LOST	WINNING	LAST 10	STRENGTH OF	OPP. STRENGTH	TEAM	ADJ.	CONF.	ADJ CONF.
Average RPI Loss: 118	RECORD	PCT. RANK	GAMES	SCHEDULE	OF SCHEDULE	RPI	RPI	RPI	RPI
DIV. I ONLY	11- 12	185	4- 6	94	232	144	144	12	12
DIV. I NON-CONF.	7- 6	157	2- 1	95	284	111	111	13	13
TOTALS	RPI 1-25	RPI 26-50	W-L RECORDS	RPI 51-100	RPI 101-150	RPI 150+			
11- 12	0- 0	0- 1	OVERALL	0- 3	3- 5	8- 3			
5- 5	0- 0	0- 0	HOME	0- 2	3- 3	2- 0			
6- 6	0- 0	0- 1	AWAY	0- 0	0- 2	6- 3			
0- 1	0- 0	0- 0	NEUTRAL	0- 1	0- 0	0- 0			
7- 6	0- 0	0- 1	NON-CONFERENCE	0- 1	2- 3	5- 1			
3- 2	0- 0	0- 0	HOME	0- 0	2- 2	1- 0			
4- 3	0- 0	0- 1	AWAY	0- 0	0- 1	4- 1			
0- 1	0- 0	0- 0	NEUTRAL	0- 1	0- 0	0- 0			
4- 6	0- 0	0- 0	CONFERENCE	0- 2	1- 2	3- 2			
2- 3	0- 0	0- 0	HOME	0- 2	1- 1	1- 0			
2- 3	0- 0	0- 0	AWAY	0- 0	0- 1	2- 2			
0- 0	0- 0	0- 0	NEUTRAL	0- 0	0- 0	0- 0			

RPI S	Opponent	Score	RPI S	Opponent	Score	RPI S	Opponent	Score	RPI S	Opponent	Score	Team's RPI: 144
40	A Georgetown	56 69	69	H George Washington	71 79	101	H SFA	76 77				
			70	N Drexel	71 82	106	H Navy	68 64				
			74	H Dayton	48 60	108	A Delaware	51 67				
						111	A Saint Louis	50 89				
						115	H Arizona	70 81				
						120	H VCU	70 59				
						121	H Fordham	49 53				
						123	H Radford	70 56				
						155	A Towson	75 79				
						158	A La Salle	57 59				
						159	A Detroit	55 54				
						221	H St. Bonaventure	52 49				
						244	A Richmond	54 50				
						267	H Norfolk St.	60 33				
						271	A FIU	67 51				
						274	A Massachusetts	66 55				
						291	A Davidson	54 58				
						313	A Illinois St.	72 46				
						332	A LIU Brooklyn	64 48				
LAST 12 Division I GAMES:												
158	A La Salle	57 59	121	H Fordham	49 53							
74	H Dayton	48 60	111	A Saint Louis	50 89							
244	A Richmond	54 50	221	H St. Bonaventure	52 49							
291	A Davidson	54 58	271	A FIU	67 51							
120	H VCU	70 59	70	N Drexel	71 82							
69	H George Washington	71 79	106	H Navy	68 64							

Non-Div I Games:

George Mason

 Loss,
 Non-Conf,
 S Site,
 H Home
 A Away
N Neutral

Oral Roberts

Through Games Of Feb. 2, 2017

Average RPI Win:	213	WON-LOST	WINNING	LAST 10	STRENGTH OF	OPP. STRENGTH	TEAM	ADJ.	CONF.	ADJ CONF.
Average RPI Loss:	89	RECORD	PCT. RANK	GAMES	SCHEDULE	OF SCHEDULE	RPI	RPI	RPI	RPI
DIV. I ONLY	10- 11	186	4- 6	161	84	145	145	11	11	
DIV. I NON-CONF.	6- 5	148	1- 1	142	11	81	81	9	9	
TOTALS	RPI 1-25	RPI 26-50	W-L RECORDS	RPI 51-100	RPI 101-150	RPI 150+				
10- 11	1- 0	0- 3	OVERALL	0- 6	2- 1	7- 1				
4- 4	0- 0	0- 1	HOME	0- 2	1- 0	3- 1				
6- 7	1- 0	0- 2	AWAY	0- 4	1- 1	4- 0				
0- 0	0- 0	0- 0	NEUTRAL	0- 0	0- 0	0- 0				
6- 5	1- 0	0- 2	NON-CONFERENCE	0- 2	2- 1	3- 0				
3- 0	0- 0	0- 0	HOME	0- 0	1- 0	2- 0				
3- 5	1- 0	0- 2	AWAY	0- 2	1- 1	1- 0				
0- 0	0- 0	0- 0	NEUTRAL	0- 0	0- 0	0- 0				
4- 6	0- 0	0- 1	CONFERENCE	0- 4	0- 0	4- 1				
1- 4	0- 0	0- 1	HOME	0- 2	0- 0	1- 1				
3- 2	0- 0	0- 0	AWAY	0- 2	0- 0	3- 0				
0- 0	0- 0	0- 0	NEUTRAL	0- 0	0- 0	0- 0				

RPI 1-25				RPI 26-50				RPI 51-100				RPI 101+ Team's RPI: 145			
RPI	S	Opponent	Score	RPI	S	Opponent	Score	RPI	S	Opponent	Score	RPI	S	Opponent	Score
23	A	Oklahoma	74 67	26	A	Arizona St.	52 79	56	A	Iowa	76 96	125	A	Arkansas	70 60
				41	H	South Dakota St.	57 78	58	A	Little Rock	50 56	135	A	Kansas	56 64
				42	A	Northwestern	55 64	67	H	South Dakota	47 69	140	H	Tulsa	76 68
								68	A	IUPUI	41 53	162	A	Omaha	67 65
								93	A	Western Ill.	72 76	163	H	Missouri St.	78 56
								93	H	Western Ill.	62 76	265	H	UT Martin	82 53
												276	A	North Dakota St.	70 50
												296	H	Denver	45 47
												317	A	Fort Wayne	75 59
												317	H	Fort Wayne	82 56
												339	A	Houston Baptist	75 65
LAST 12 Division I GAMES:															
				93	H	Western Ill.	62 76	67	H	South Dakota	47 69				
				276	A	North Dakota St.	70 50	93	A	Western Ill.	72 76				
				296	H	Denver	45 47	317	H	Fort Wayne	82 56				
				317	A	Fort Wayne	75 59	162	A	Omaha	67 65				
				68	A	IUPUI	41 53	125	A	Arkansas	70 60				
				41	H	South Dakota St.	57 78	26	A	Arizona St.	52 79				

Non-Div I Games: Mid-Amer. Christian98 63 Okla. Sci. & Arts 67 35

Oral Roberts

Loss, Non-Conf, S Site, H Home A Away N Neutral

Santa Clara

Through Games Of Feb. 2, 2017

Average RPI Win:	199	WON-LOST	WINNING	LAST 10	STRENGTH OF	OPP. STRENGTH	TEAM	ADJ.	CONF.	ADJ CONF.
Average RPI Loss:	108	RECORD	PCT. RANK	GAMES	SCHEDULE	OF SCHEDULE	RPI	RPI	RPI	RPI
DIV. I ONLY	9- 12	211	1- 2	79	156	146	146	14	14	
DIV. I NON-CONF.	4- 6	209	0- 1	10	143	91	91	12	12	
TOTALS	RPI 1-25	RPI 26-50	W-L RECORDS	RPI 51-100	RPI 101-150	RPI 150+				
9- 12	0- 1	1- 2	OVERALL	1- 4	0- 1	7- 4				
5- 2	0- 0	0- 1	HOME	1- 0	0- 0	4- 1				
2- 7	0- 0	0- 0	AWAY	0- 0	0- 0	2- 0				
2- 3	0- 1	1- 1	NEUTRAL	0- 1	0- 0	1- 0				
4- 6	0- 1	1- 2	NON-CONFERENCE	0- 2	0- 0	3- 1				
1- 1	0- 0	0- 1	HOME	0- 0	0- 0	1- 0				
1- 2	0- 0	0- 0	AWAY	0- 1	0- 0	1- 1				
2- 3	0- 1	1- 1	NEUTRAL	0- 1	0- 0	1- 0				
5- 6	0- 0	0- 0	CONFERENCE	1- 2	0- 1	4- 3				
4- 1	0- 0	0- 0	HOME	1- 0	0- 0	3- 1				
1- 5	0- 0	0- 0	AWAY	0- 2	0- 1	1- 2				
0- 0	0- 0	0- 0	NEUTRAL	0- 0	0- 0	0- 0				

RPI 1-25				RPI 26-50				RPI 51-100				RPI 101+				Team's RPI: 146	
RPI	S	Opponent	Score	RPI	S	Opponent	Score	RPI	S	Opponent	Score	RPI	S	Opponent	Score		
22	N	South Fla.	54 63	39	N	Marquette	65 62	52	A	California	58 73	127	A	St. Mary's (CA)	53 55		
				42	H	Northwestern	75 87	62	N	Montana St.	50 77	161	A	San Francisco	68 77		
				45	N	Oklahoma St.	53 67	81	A	Gonzaga	39 51	179	N	New Mexico St.	60 46		
								99	A	BYU	66 72	192	A	San Jose St.	64 75		
								99	H	BYU	64 63	197	A	Loyola Marymount	50 61		
												197	H	Loyola Marymount	71 64		
												201	H	Idaho St.	82 78		
												218	H	San Diego	56 57		
												236	A	UC Santa Barbara	69 58		
												269	A	Portland	56 44		
												269	H	Portland	68 56		
												303	H	Pepperdine	61 40		
LAST 12 Division I GAMES:																	
22	N	South Fla.	54 63	303	H	Pepperdine	61 40										
269	H	Portland	68 56	218	H	San Diego	56 57										
127	A	St. Mary's (CA)	53 55	197	H	Loyola Marymount	71 64										
99	A	BYU	66 72	269	A	Portland	56 44										
197	A	Loyola Marymount	50 61	161	A	San Francisco	68 77										
81	A	Gonzaga	39 51	99	H	BYU	64 63										

Non-Div I Games: UC Santa Cruz 85 39

Santa Clara

Loss, Non-Conf, S Site, H Home A Away N Neutral

Average RPI Win:	259	WON-LOST	WINNING	LAST 10	STRENGTH OF	OPP. STRENGTH	TEAM	ADJ.	CONF.	ADJ CONF.
Average RPI Loss:	130	RECORD	PCT. RANK	GAMES	SCHEDULE	OF SCHEDULE	RPI	RPI	RPI	RPI
DIV. I ONLY	11- 6	101	6- 4	285	250	147	147	9	9	
DIV. I NON-CONF.	10- 3	54	7- 1	336	318	165	165	10	10	
TOTALS	RPI 1-25	RPI 26-50	W-L RECORDS	RPI 51-100	RPI 101-150	RPI 150+				
11- 6	0- 1	0- 0	OVERALL	0- 3	0- 0	11- 2				
4- 2	0- 0	0- 0	HOME	0- 1	0- 0	4- 1				
7- 4	0- 1	0- 0	AWAY	0- 2	0- 0	7- 1				
0- 0	0- 0	0- 0	NEUTRAL	0- 0	0- 0	0- 0				
10- 3	0- 0	0- 0	NON-CONFERENCE	0- 1	0- 0	10- 2				
4- 1	0- 0	0- 0	HOME	0- 0	0- 0	4- 1				
6- 2	0- 0	0- 0	AWAY	0- 1	0- 0	6- 1				
0- 0	0- 0	0- 0	NEUTRAL	0- 0	0- 0	0- 0				
1- 3	0- 1	0- 0	CONFERENCE	0- 2	0- 0	1- 0				
0- 1	0- 0	0- 0	HOME	0- 1	0- 0	0- 0				
1- 2	0- 1	0- 0	AWAY	0- 1	0- 0	1- 0				
0- 0	0- 0	0- 0	NEUTRAL	0- 0	0- 0	0- 0				

RPI 1-25				RPI 26-50				RPI 51-100				RPI 101+ Team's RPI: 147			
RPI	S	Opponent	Score	RPI	S	Opponent	Score	RPI	S	Opponent	Score	RPI	S	Opponent	Score
21	A	Harvard	68 70					85	A	Cornell	70 77	154	H	Providence	66 64
								85	H	Cornell	55 69	196	A	Binghamton	75 65
								96	A	Long Beach St.	60 73	206	A	Dartmouth	91 88
												220	A	Saint Francis (PA)	84 77
												242	A	Stony Brook	53 55
												244	A	Richmond	65 58
												245	A	Loyola Maryland	65 53
												250	H	UMBC	56 67
												268	H	Colgate	75 67
												312	A	NJIT	65 51
												332	H	LIU Brooklyn	66 57
												337	H	UMass Lowell	76 57
												338	A	Cal St. Fullerton	61 46
LAST 12 Division I GAMES:															
21	A	Harvard	68 70	338	A	Cal St. Fullerton	61 46								
206	A	Dartmouth	91 88	332	H	LIU Brooklyn	66 57								
85	H	Cornell	55 69	196	A	Binghamton	75 65								
85	A	Cornell	70 77	154	H	Providence	66 64								
312	A	NJIT	65 51	337	H	UMass Lowell	76 57								
96	A	Long Beach St.	60 73	245	A	Loyola Maryland	65 53								

Non-Div I Games:

Columbia

■ Loss,
 ■ Non-Conf, S Site,
 ■ Home
 ■ Away
 N Neutral

Average RPI Win:	217	WON-LOST	WINNING	LAST 10	STRENGTH OF	OPP. STRENGTH	TEAM	ADJ.	CONF.	ADJ CONF.
Average RPI Loss:	93	RECORD	PCT. RANK	GAMES	SCHEDULE	OF SCHEDULE	RPI	RPI	RPI	RPI
DIV. I ONLY	11- 10	155	5- 4	103	155	148	148	13	13	
DIV. I NON-CONF.	4- 6	209	0- 0	175	102	241	241	15	15	
TOTALS	RPI 1-25	RPI 26-50	W-L RECORDS	RPI 51-100	RPI 101-150	RPI 150+				
11- 10	0- 0	0- 1	OVERALL	1- 6	1- 2	9- 1				
8- 5	0- 0	0- 0	HOME	1- 3	1- 2	6- 0				
3- 5	0- 0	0- 1	AWAY	0- 3	0- 0	3- 1				
0- 0	0- 0	0- 0	NEUTRAL	0- 0	0- 0	0- 0				
4- 6	0- 0	0- 1	NON-CONFERENCE	0- 2	1- 2	3- 1				
4- 3	0- 0	0- 0	HOME	0- 1	1- 2	3- 0				
0- 3	0- 0	0- 1	AWAY	0- 1	0- 0	0- 1				
0- 0	0- 0	0- 0	NEUTRAL	0- 0	0- 0	0- 0				
7- 4	0- 0	0- 0	CONFERENCE	1- 4	0- 0	6- 0				
4- 2	0- 0	0- 0	HOME	1- 2	0- 0	3- 0				
3- 2	0- 0	0- 0	AWAY	0- 2	0- 0	3- 0				
0- 0	0- 0	0- 0	NEUTRAL	0- 0	0- 0	0- 0				

RPI 1-25				RPI 26-50				RPI 51-100				RPI 101+ Team's RPI: 148			
RPI	S	Opponent	Score	RPI	S	Opponent	Score	RPI	S	Opponent	Score	RPI	S	Opponent	Score
				39	A	Marquette	52 62	53	H	Minnesota	65 69	109	H	SMU	64 49
								60	A	Texas Tech	58 69	137	H	Saint Joseph's	67 79
								75	H	Boise St.	75 68	140	H	Tulsa	64 67
								76	H	Colorado St.	63 78	176	A	Fresno St.	80 54
								77	A	UNLV	42 56	179	A	New Mexico St.	70 77
								77	H	UNLV	52 61	179	H	New Mexico St.	84 55
								95	A	Wyoming	52 68	210	A	Utah St.	68 58
												210	H	Utah St.	78 67
												225	H	San Diego St.	85 42
												286	A	Nevada	69 63
												286	H	Nevada	59 50
												292	H	UTEP	79 66
												344	H	Fairleigh Dickinson	83 56
LAST 12 Division I GAMES:															
				77	H	UNLV	52 61	77	A	UNLV	42 56				
				286	H	Nevada	59 50	286	A	Nevada	69 63				
				210	A	Utah St.	68 58	210	H	Utah St.	78 67				
				95	A	Wyoming	52 68	225	H	San Diego St.	85 42				
				75	H	Boise St.	75 68	176	A	Fresno St.	80 54				
				76	H	Colorado St.	63 78	39	A	Marquette	52 62				

Non-Div I Games: Northern N.M. 87 47

New Mexico

■ Loss,
 ■ Non-Conf, S Site,
 ■ Home
 ■ Away
 N Neutral

Average RPI Win:	263	WON-LOST	WINNING	LAST 10	STRENGTH OF	OPP. STRENGTH	TEAM	ADJ.	CONF.	ADJ CONF.
Average RPI Loss:	74	RECORD	PCT. RANK	GAMES	SCHEDULE	OF SCHEDULE	RPI	RPI	RPI	RPI
DIV. I ONLY	11- 9	139	7- 3	197	167	149	149	18	18	
DIV. I NON-CONF.	4- 6	209	0- 2	52	137	117	117	18	18	
TOTALS	RPI 1-25	RPI 26-50	W-L RECORDS	RPI 51-100	RPI 101-150	RPI 150+				
11- 9	0- 2	0- 2	OVERALL	0- 4	1- 0	10- 1				
5- 2	0- 0	0- 0	HOME	0- 2	1- 0	4- 0				
5- 5	0- 1	0- 1	AWAY	0- 2	0- 0	5- 1				
1- 2	0- 1	0- 1	NEUTRAL	0- 0	0- 0	1- 0				
4- 6	0- 2	0- 2	NON-CONFERENCE	0- 2	0- 0	4- 0				
1- 1	0- 0	0- 0	HOME	0- 1	0- 0	1- 0				
2- 3	0- 1	0- 1	AWAY	0- 1	0- 0	2- 0				
1- 2	0- 1	0- 1	NEUTRAL	0- 0	0- 0	1- 0				
7- 3	0- 0	0- 0	CONFERENCE	0- 2	1- 0	6- 1				
4- 1	0- 0	0- 0	HOME	0- 1	1- 0	3- 0				
3- 2	0- 0	0- 0	AWAY	0- 1	0- 0	3- 1				
0- 0	0- 0	0- 0	NEUTRAL	0- 0	0- 0	0- 0				

RPI 1-25				RPI 26-50				RPI 51-100				RPI 101+ Team's RPI: 149			
RPI	S	Opponent	Score	RPI	S	Opponent	Score	RPI	S	Opponent	Score	RPI	S	Opponent	Score
10	A	Washington	52 100	33	N	Drake	78 93	62	A	Montana St.	83 88	143	H	Idaho	67 57
25	N	Elon	55 76	35	A	Tulane	51 63	62	H	Montana St.	61 72	201	H	Idaho St.	58 41
								75	A	Boise St.	64 67	203	A	CSUN	71 57
								81	H	Gonzaga	54 73	243	H	Weber St.	99 85
												248	N	Furman	68 56
												261	A	Sacramento St.	72 65
												262	A	Southern Utah	67 66
												282	A	Northern Ariz.	47 56
												330	A	Utah Valley	83 50
												333	A	Montana	60 46
												333	H	Montana	64 57
												338	H	Cal St. Fullerton	84 67
LAST 12 Division I GAMES:															
261	A	Sacramento St.	72 65	201	H	Idaho St.	58 41	333	A	Montana	60 46				
62	H	Montana St.	61 72	62	A	Montana St.	83 88	143	H	Idaho	67 57				
333	H	Montana	64 57	33	N	Drake	78 93	35	A	Tulane	51 63				
262	A	Southern Utah	67 66												
282	A	Northern Ariz.	47 56												
243	H	Weber St.	99 85												

Non-Div I Games: Multnomah 88 30

Eastern Wash.

Loss, Non-Conf, S Site, H Home A Away N Neutral

Average RPI Win:	234	WON-LOST	WINNING	LAST 10	STRENGTH OF	OPP. STRENGTH	TEAM	ADJ.	CONF.	ADJ CONF.
Average RPI Loss:	100	RECORD	PCT. RANK	GAMES	SCHEDULE	OF SCHEDULE	RPI	RPI	RPI	RPI
DIV. I ONLY	9- 6	125	6- 3	210	146	150	150	9	9	
DIV. I NON-CONF.	6- 6	165	5- 3	267	116	196	196	10	10	
TOTALS	RPI 1-25	RPI 26-50	W-L RECORDS	RPI 51-100	RPI 101-150	RPI 150+				
9- 6	0- 1	0- 1	OVERALL	0- 1	1- 1	8- 2				
2- 5	0- 0	0- 1	HOME	0- 1	1- 1	1- 2				
7- 1	0- 1	0- 0	AWAY	0- 0	0- 0	7- 0				
0- 0	0- 0	0- 0	NEUTRAL	0- 0	0- 0	0- 0				
6- 6	0- 1	0- 1	NON-CONFERENCE	0- 1	0- 1	6- 2				
0- 5	0- 0	0- 1	HOME	0- 1	0- 1	0- 2				
6- 1	0- 1	0- 0	AWAY	0- 0	0- 0	6- 0				
0- 0	0- 0	0- 0	NEUTRAL	0- 0	0- 0	0- 0				
3- 0	0- 0	0- 0	CONFERENCE	0- 0	1- 0	2- 0				
2- 0	0- 0	0- 0	HOME	0- 0	1- 0	1- 0				
1- 0	0- 0	0- 0	AWAY	0- 0	0- 0	1- 0				
0- 0	0- 0	0- 0	NEUTRAL	0- 0	0- 0	0- 0				

RPI 1-25				RPI 26-50				RPI 51-100				RPI 101+ Team's RPI: 150			
RPI	S	Opponent	Score	RPI	S	Opponent	Score	RPI	S	Opponent	Score	RPI	S	Opponent	Score
12	A	Duke	55 68	30	H	Temple	53 63	64	H	Villanova	48 60	134	H	Yale	66 55
												137	H	Saint Joseph's	53 57
												158	H	La Salle	56 58
												169	A	UC Riverside	71 55
												188	H	Brown	86 60
												196	H	Binghamton	48 61
												203	A	CSUN	47 36
												208	A	Princeton	62 57
												244	A	Richmond	47 44
												294	A	Rhode Island	75 43
												324	A	Lafayette	64 47
												345	A	Wagner	63 39
LAST 12 Division I GAMES:															
				30	H	Temple	53 63	203	A	CSUN	47 36				
				64	H	Villanova	48 60	244	A	Richmond	47 44				
				188	H	Brown	86 60	158	H	La Salle	56 58				
				134	H	Yale	66 55	345	A	Wagner	63 39				
				208	A	Princeton	62 57	324	A	Lafayette	64 47				
				169	A	UC Riverside	71 55	137	H	Saint Joseph's	53 57				

Non-Div I Games: Stevens 89 43

Penn

■ Loss,
■ Non-Conf, S Site,
■ Home
■ Away
N Neutral

Average RPI Win: 211	WON-LOST	WINNING	LAST 10	STRENGTH OF	OPP. STRENGTH	TEAM	ADJ.	CONF.	ADJ CONF.
Average RPI Loss: 158	RECORD	PCT. RANK	GAMES	SCHEDULE	OF SCHEDULE	RPI	RPI	RPI	RPI
DIV. I ONLY	14- 8	103	7- 3	243	181	151	151	17	17
DIV. I NON-CONF.	5- 4	143	0- 1	165	171	152	152	16	16
TOTALS	RPI 1-25	RPI 26-50	W-L RECORDS	RPI 51-100	RPI 101-150	RPI 150+			
14- 8	0- 0	0- 0	OVERALL	1- 1	3- 3	10- 4			
9- 3	0- 0	0- 0	HOME	1- 0	2- 1	6- 2			
5- 5	0- 0	0- 0	AWAY	0- 1	1- 2	4- 2			
0- 0	0- 0	0- 0	NEUTRAL	0- 0	0- 0	0- 0			
5- 4	0- 0	0- 0	NON-CONFERENCE	0- 1	3- 2	2- 1			
4- 1	0- 0	0- 0	HOME	0- 0	2- 1	2- 0			
1- 3	0- 0	0- 0	AWAY	0- 1	1- 1	0- 1			
0- 0	0- 0	0- 0	NEUTRAL	0- 0	0- 0	0- 0			
9- 4	0- 0	0- 0	CONFERENCE	1- 0	0- 1	8- 3			
5- 2	0- 0	0- 0	HOME	1- 0	0- 0	4- 2			
4- 2	0- 0	0- 0	AWAY	0- 0	0- 1	4- 1			
0- 0	0- 0	0- 0	NEUTRAL	0- 0	0- 0	0- 0			

RPI S	Opponent	Score	RPI S	Opponent	Score	RPI S	Opponent	Score	RPI S	Opponent	Score
						55	H Quinnipiac	58 44	106	A Navy	68 73
						98	A Penn St.	67 80	116	H Duquesne	58 61
									120	A VCU	59 57
									121	H Fordham	55 46
									129	A Rider	65 85
									137	H Saint Joseph's	58 57
									170	A Fairfield	59 68
									191	H Siena	46 58
									216	A North Texas	55 66
									222	A Niagara	65 55
									222	H Niagara	68 61
									235	H Monmouth	60 54
									237	A Marist	48 37
									237	H Marist	62 68
									238	H Canisius	55 52
									242	H Stony Brook	57 46
									251	A Manhattan	76 62
									251	H Manhattan	70 53
									306	A Saint Peter's	66 58
									321	H St. Francis Brooklyn	62 46
LAST 12 Division I GAMES:											
222	A Niagara	65 55	222	H Niagara	68 61						
55	H Quinnipiac	58 44	191	H Siena	46 58						
237	A Marist	48 37	306	A Saint Peter's	66 58						
235	H Monmouth	60 54	129	A Rider	65 85						
251	A Manhattan	76 62	238	H Canisius	55 52						
237	H Marist	62 68	98	A Penn St.	67 80						

Non-Div I Games:

Iona

■ Loss,
 ■ Non-Conf, S Site,
 ■ Home
 ■ Away
 N Neutral

Average RPI Win:	252	WON-LOST	WINNING	LAST 10	STRENGTH OF	OPP. STRENGTH	TEAM	ADJ.	CONF.	ADJ CONF.
Average RPI Loss:	107	RECORD	PCT. RANK	GAMES	SCHEDULE	OF SCHEDULE	RPI	RPI	RPI	RPI
DIV. I ONLY	11- 8	135	3- 6	226	206	152	152	15	15	
DIV. I NON-CONF.	8- 2	49	2- 0	329	316	131	131	17	17	
TOTALS	RPI 1-25	RPI 26-50	W-L RECORDS	RPI 51-100	RPI 101-150	RPI 150+				
11- 8	0- 0	0- 2	OVERALL	1- 2	1- 2	9- 2				
5- 3	0- 0	0- 0	HOME	0- 1	1- 1	4- 1				
6- 5	0- 0	0- 2	AWAY	1- 1	0- 1	5- 1				
0- 0	0- 0	0- 0	NEUTRAL	0- 0	0- 0	0- 0				
8- 2	0- 0	0- 2	NON-CONFERENCE	0- 0	0- 0	8- 0				
4- 0	0- 0	0- 0	HOME	0- 0	0- 0	4- 0				
4- 2	0- 0	0- 2	AWAY	0- 0	0- 0	4- 0				
0- 0	0- 0	0- 0	NEUTRAL	0- 0	0- 0	0- 0				
3- 6	0- 0	0- 0	CONFERENCE	1- 2	1- 2	1- 2				
1- 3	0- 0	0- 0	HOME	0- 1	1- 1	0- 1				
2- 3	0- 0	0- 0	AWAY	1- 1	0- 1	1- 1				
0- 0	0- 0	0- 0	NEUTRAL	0- 0	0- 0	0- 0				

RPI 1-25				RPI 26-50				RPI 51-100				RPI 101+				Team's RPI: 152	
RPI	S	Opponent	Score	RPI	S	Opponent	Score	RPI	S	Opponent	Score	RPI	S	Opponent	Score		
				29	A	LSU	55 66	82	A	Charlotte	55 52	124	H	Southern Miss.	76 68		
				45	A	Oklahoma St.	51 65	82	H	Charlotte	51 69	126	A	Old Dominion	66 81		
								83	A	Middle Tenn.	61 71	126	H	Old Dominion	47 59		
												173	H	Louisiana Tech	67 70		
												190	A	UAB	61 62		
												213	A	Texas Southern	52 49		
												214	H	Grand Canyon	64 50		
												216	A	North Texas	51 49		
												288	H	A&M-Corpus Christi	70 36		
												289	H	Prairie View	68 57		
												331	A	La.-Monroe	93 50		
												335	A	Incarinate Word	60 43		
												339	A	Houston Baptist	79 53		
												343	H	Sam Houston St.	77 51		
LAST 12 Division I GAMES:																	
				82	A	Charlotte	55 52	83	A	Middle Tenn.	61 71						
				126	A	Old Dominion	66 81	82	H	Charlotte	51 69						
				124	H	Southern Miss.	76 68	126	H	Old Dominion	47 59						
				173	H	Louisiana Tech	67 70	331	A	La.-Monroe	93 50						
				216	A	North Texas	51 49	288	H	A&M-Corpus Christi	70 36						
				190	A	UAB	61 62	213	A	Texas Southern	52 49						

Non-Div I Games: Huston-Tillotson 96 62

Rice

■ Loss,
■ Non-Conf, S Site,
■ Home
■ Away
N Neutral

North Dakota

Through Games Of Feb. 2, 2017

Average RPI Win:	252	WON-LOST	WINNING	LAST 10	STRENGTH OF	OPP. STRENGTH	TEAM	ADJ.	CONF.	ADJ CONF.
Average RPI Loss:	63	RECORD	PCT. RANK	GAMES	SCHEDULE	OF SCHEDULE	RPI	RPI	RPI	RPI
DIV. I ONLY	12- 7	111	9- 1	255	116	153	153	18	18	
DIV. I NON-CONF.	3- 6	230	1- 1	103	17	171	171	18	18	
TOTALS	RPI 1-25	RPI 26-50	W-L RECORDS	RPI 51-100	RPI 101-150	RPI 150+				
12- 7	0- 0	0- 2	OVERALL	0- 4	0- 1	12- 0				
6- 4	0- 0	0- 2	HOME	0- 2	0- 0	6- 0				
6- 3	0- 0	0- 0	AWAY	0- 2	0- 1	6- 0				
0- 0	0- 0	0- 0	NEUTRAL	0- 0	0- 0	0- 0				
3- 6	0- 0	0- 2	NON-CONFERENCE	0- 3	0- 1	3- 0				
1- 3	0- 0	0- 2	HOME	0- 1	0- 0	1- 0				
2- 3	0- 0	0- 0	AWAY	0- 2	0- 1	2- 0				
0- 0	0- 0	0- 0	NEUTRAL	0- 0	0- 0	0- 0				
9- 1	0- 0	0- 0	CONFERENCE	0- 1	0- 0	9- 0				
5- 1	0- 0	0- 0	HOME	0- 1	0- 0	5- 0				
4- 0	0- 0	0- 0	AWAY	0- 0	0- 0	4- 0				
0- 0	0- 0	0- 0	NEUTRAL	0- 0	0- 0	0- 0				

RPI S	Opponent	Score	RPI S	Opponent	Score	RPI S	Opponent	Score	RPI S	Opponent	Score	Team's RPI: 153
33	H Drake	91 99	41	H South Dakota St.	72 83	54	A UNI	53 74	135	A Kansas	71 76	
						56	H Iowa	60 75	161	H San Francisco	71 63	
						60	A Texas Tech	80 90	201	A Idaho St.	65 62	
						62	H Montana St.	71 74	218	A San Diego	65 61	
									241	H Portland St.	65 61	
									243	A Weber St.	70 65	
									261	H Sacramento St.	94 71	
									262	A Southern Utah	68 65	
									262	H Southern Utah	75 70	
									276	A North Dakota St.	76 55	
									282	A Northern Ariz.	80 78	
									282	H Northern Ariz.	88 69	
									333	H Montana	73 63	
LAST 12 Division I GAMES:												
282	H Northern Ariz.	88 69	262	A Southern Utah	68 65							
262	H Southern Utah	75 70	282	A Northern Ariz.	80 78							
201	A Idaho St.	65 62	261	H Sacramento St.	94 71							
243	A Weber St.	70 65	241	H Portland St.	65 61							
333	H Montana	73 63	218	A San Diego	65 61							
62	H Montana St.	71 74	54	A UNI	53 74							

Non-Div I Games: Mayville St. 70 43 Mary 79 67

North Dakota

Loss, Non-Conf, S Site, H Home A Away N Neutral

Providence

Through Games Of Feb. 2, 2017

Average RPI Win:	210	WON-LOST	WINNING	LAST 10	STRENGTH OF	OPP. STRENGTH	TEAM	ADJ.	CONF.	ADJ CONF.
Average RPI Loss:	95	RECORD	PCT. RANK	GAMES	SCHEDULE	OF SCHEDULE	RPI	RPI	RPI	RPI
DIV. I ONLY	10- 12	199	2- 8	121	87	154	154	7	7	
DIV. I NON-CONF.	8- 3	67	1- 0	274	268	103	103	7	7	
TOTALS	RPI 1-25	RPI 26-50	W-L RECORDS	RPI 51-100	RPI 101-150	RPI 150+				
10- 12	0- 2	1- 3	OVERALL	0- 2	1- 1	8- 4				
5- 5	0- 1	1- 2	HOME	0- 1	0- 0	4- 1				
3- 7	0- 1	0- 1	AWAY	0- 1	1- 1	2- 3				
2- 0	0- 0	0- 0	NEUTRAL	0- 0	0- 0	2- 0				
8- 3	0- 0	0- 0	NON-CONFERENCE	0- 0	1- 1	7- 2				
3- 0	0- 0	0- 0	HOME	0- 0	0- 0	3- 0				
3- 3	0- 0	0- 0	AWAY	0- 0	1- 1	2- 2				
2- 0	0- 0	0- 0	NEUTRAL	0- 0	0- 0	2- 0				
2- 9	0- 2	1- 3	CONFERENCE	0- 2	0- 0	1- 2				
2- 5	0- 1	1- 2	HOME	0- 1	0- 0	1- 1				
0- 4	0- 1	0- 1	AWAY	0- 1	0- 0	0- 1				
0- 0	0- 0	0- 0	NEUTRAL	0- 0	0- 0	0- 0				

RPI S Opponent	Score	RPI S Opponent	Score	RPI S Opponent	Score	RPI S Opponent	Score	Team's RPI: 154
16 A DePaul	56 61	28 H Creighton	51 58	64 H Villanova	59 64	133 A Hartford	77 65	
16 H DePaul	55 64	39 A Marquette	74 79	84 A St. John's (NY)	50 60	147 A Columbia	64 66	
		39 H Marquette	66 64			165 A Boston College	53 57	
		40 H Georgetown	39 71			174 H Xavier	51 54	
						183 A Seton Hall	43 55	
						188 A Brown	70 77	
						196 H Binghamton	71 58	
						215 N Miami (OH)	75 59	
						217 A UNCW	65 49	
						223 H Butler	68 51	
						235 A Monmouth	62 58	
						268 H Colgate	92 85	
						276 H North Dakota St.	86 63	
						295 N Bryant	62 51	
LAST 12 Division I GAMES:								
16 H DePaul	55 64	64 H Villanova	59 64					
39 H Marquette	66 64	39 A Marquette	74 79					
84 A St. John's (NY)	50 60	16 A DePaul	56 61					
183 A Seton Hall	43 55	223 H Butler	68 51					
28 H Creighton	51 58	174 H Xavier	51 54					
40 H Georgetown	39 71	235 A Monmouth	62 58					

Non-Div I Games:

Providence

Loss, Non-Conf, S Site, H Home A Away N Neutral

Average RPI Win: 194	WON-LOST	WINNING	LAST 10	STRENGTH OF	OPP. STRENGTH	TEAM	ADJ.	CONF.	ADJ CONF.
Average RPI Loss: 132	RECORD	PCT. RANK	GAMES	SCHEDULE	OF SCHEDULE	RPI	RPI	RPI	RPI
DIV. I ONLY	11- 9	139	5- 5	150	158	155	155	8	8
DIV. I NON-CONF.	7- 4	114	1- 2	233	272	168	168	8	8
TOTALS	RPI 1-25	RPI 26-50	W-L RECORDS	RPI 51-100	RPI 101-150	RPI 150+			
11- 9	0- 1	2- 1	OVERALL	1- 1	2- 2	6- 4			
8- 4	0- 0	1- 1	HOME	1- 0	2- 2	4- 1			
3- 5	0- 1	1- 0	AWAY	0- 1	0- 0	2- 3			
0- 0	0- 0	0- 0	NEUTRAL	0- 0	0- 0	0- 0			
7- 4	0- 1	0- 1	NON-CONFERENCE	1- 0	1- 1	5- 1			
5- 2	0- 0	0- 1	HOME	1- 0	1- 1	3- 0			
2- 2	0- 1	0- 0	AWAY	0- 0	0- 0	2- 1			
0- 0	0- 0	0- 0	NEUTRAL	0- 0	0- 0	0- 0			
4- 5	0- 0	2- 0	CONFERENCE	0- 1	1- 1	1- 3			
3- 2	0- 0	1- 0	HOME	0- 0	1- 1	1- 1			
1- 3	0- 0	1- 0	AWAY	0- 1	0- 0	0- 2			
0- 0	0- 0	0- 0	NEUTRAL	0- 0	0- 0	0- 0			

RPI 1-25				RPI 26-50				RPI 51-100				RPI 101+ Team's RPI: 155			
RPI	S	Opponent	Score	RPI	S	Opponent	Score	RPI	S	Opponent	Score	RPI	S	Opponent	Score
18	A	Maryland	63 97	40	H	Georgetown	59 75	70	A	Drexel	48 58	108	H	Delaware	67 73
				44	A	James Madison	60 55	85	H	Cornell	68 63	129	H	Rider	75 79
				44	H	James Madison	54 51					130	H	William & Mary	64 60
												144	H	George Mason	79 75
												160	A	Northeastern	64 72
												180	H	Hofstra	61 70
												198	H	Col. of Charleston	61 59
												217	A	UNCW	56 59
												250	A	UMBC	59 48
												267	H	Norfolk St.	61 58
												268	A	Colgate	71 76
												293	H	Coppin St.	69 65
												337	H	UMass Lowell	90 56
												345	A	Wagner	69 40
LAST 12 Division I GAMES:															
108	H	Delaware	67 73	44	H	James Madison	54 51								
217	A	UNCW	56 59	160	A	Northeastern	64 72								
44	A	James Madison	60 55	70	A	Drexel	48 58								
130	H	William & Mary	64 60	267	H	Norfolk St.	61 58								
198	H	Col. of Charleston	61 59	129	H	Rider	75 79								
180	H	Hofstra	61 70	268	A	Colgate	71 76								

Non-Div I Games:

Towson

■ Loss,
 ■ Non-Conf, S Site,
 ■ Home
 ■ Away
 N Neutral

Average RPI Win:	224	WON-LOST	WINNING	LAST 10	STRENGTH OF	OPP. STRENGTH	TEAM	ADJ.	CONF.	ADJ CONF.
Average RPI Loss:	99	RECORD	PCT. RANK	GAMES	SCHEDULE	OF SCHEDULE	RPI	RPI	RPI	RPI
DIV. I ONLY	13- 8	115	6- 4	234	108	156	156	5	5	
DIV. I NON-CONF.	8- 4	97	2- 0	333	211	224	224	6	6	
TOTALS	RPI 1-25	RPI 26-50	W-L RECORDS	RPI 51-100	RPI 101-150	RPI 150+				
13- 8	0- 1	0- 2	OVERALL	0- 0	3- 3	10- 2				
9- 4	0- 0	0- 1	HOME	0- 0	3- 1	6- 2				
4- 4	0- 1	0- 1	AWAY	0- 0	0- 2	4- 0				
0- 0	0- 0	0- 0	NEUTRAL	0- 0	0- 0	0- 0				
8- 4	0- 0	0- 1	NON-CONFERENCE	0- 0	0- 1	8- 2				
5- 3	0- 0	0- 0	HOME	0- 0	0- 1	5- 2				
3- 1	0- 0	0- 1	AWAY	0- 0	0- 0	3- 0				
0- 0	0- 0	0- 0	NEUTRAL	0- 0	0- 0	0- 0				
5- 4	0- 1	0- 1	CONFERENCE	0- 0	3- 2	2- 0				
4- 1	0- 0	0- 1	HOME	0- 0	3- 0	1- 0				
1- 3	0- 1	0- 0	AWAY	0- 0	0- 2	1- 0				
0- 0	0- 0	0- 0	NEUTRAL	0- 0	0- 0	0- 0				

RPI 1-25			RPI 26-50			RPI 51-100			RPI 101+ Team's RPI: 156		
RPI	S	Opponent	Score	RPI	S	Opponent	Score	RPI	S	Opponent	Score
22	A	South Fla.	52 72	27	A	Ohio St.	38 80	105	H	Georgia	48 51
				35	H	Tulane	68 74	107	H	East Carolina	74 64
								109	A	SMU	47 64
								109	H	SMU	67 65
								136	A	UCF	44 64
								136	H	UCF	63 57
								174	H	Xavier	61 72
								178	H	Houston	85 64
								186	A	Memphis	66 59
								187	H	Indiana St.	55 63
								215	A	Miami (OH)	49 43
								239	H	Howard	66 56
								256	A	Bowling Green	68 58
								257	H	Tennessee Tech	60 38
								285	A	Southeast Mo. St.	83 75
								305	H	Eastern Ill.	78 64
								315	H	Ark.-Pine Bluff	72 42
								329	H	Chicago St.	81 53
LAST 12 Division I GAMES:											
22	A	South Fla.	52 72	178	H	Houston	85 64				
35	H	Tulane	68 74	136	H	UCF	63 57				
136	A	UCF	44 64	109	A	SMU	47 64				
107	H	East Carolina	74 64	329	H	Chicago St.	81 53				
109	H	SMU	67 65	305	H	Eastern Ill.	78 64				
186	A	Memphis	66 59	105	H	Georgia	48 51				

Non-Div I Games: Clarion 92 54

Cincinnati

Average RPI Win:	227	WON-LOST	WINNING	LAST 10	STRENGTH OF	OPP. STRENGTH	TEAM	ADJ.	CONF.	ADJ CONF.
Average RPI Loss:	95	RECORD	PCT. RANK	GAMES	SCHEDULE	OF SCHEDULE	RPI	RPI	RPI	RPI
DIV. I ONLY	9- 9	167	7- 3	113	117	157	157	15	15	
DIV. I NON-CONF.	3- 6	230	1- 2	24	60	172	172	17	17	
TOTALS	RPI 1-25	RPI 26-50	W-L RECORDS	RPI 51-100	RPI 101-150	RPI 150+				
9- 9	0- 1	0- 3	OVERALL	1- 1	1- 2	7- 2				
6- 5	0- 0	0- 1	HOME	1- 0	1- 2	4- 2				
3- 4	0- 1	0- 2	AWAY	0- 1	0- 0	3- 0				
0- 0	0- 0	0- 0	NEUTRAL	0- 0	0- 0	0- 0				
3- 6	0- 1	0- 3	NON-CONFERENCE	0- 0	1- 1	2- 1				
3- 3	0- 0	0- 1	HOME	0- 0	1- 1	2- 1				
0- 3	0- 1	0- 2	AWAY	0- 0	0- 0	0- 0				
0- 0	0- 0	0- 0	NEUTRAL	0- 0	0- 0	0- 0				
6- 3	0- 0	0- 0	CONFERENCE	1- 1	0- 1	5- 1				
3- 2	0- 0	0- 0	HOME	1- 0	0- 1	2- 1				
3- 1	0- 0	0- 0	AWAY	0- 1	0- 0	3- 0				
0- 0	0- 0	0- 0	NEUTRAL	0- 0	0- 0	0- 0				

RPI 1-25				RPI 26-50				RPI 51-100				RPI 101+ Team's RPI: 157			
RPI	S	Opponent	Score	RPI	S	Opponent	Score	RPI	S	Opponent	Score	RPI	S	Opponent	Score
11	A	Texas	43 76	35	H	Tulane	66 75	83	A	Middle Tenn.	63 77	102	H	Northern Colo.	66 73
				38	A	Oregon	63 77	90	H	Western Ky.	80 77	114	H	Abilene Christian	71 68
				50	A	UT Arlington	54 75					124	H	Southern Miss.	68 69
												173	H	Louisiana Tech	63 61
												178	H	Houston	49 56
												209	H	Texas St.	72 47
												234	H	Marshall	81 88
												271	A	FIU	70 61
												275	H	Liberty	80 64
												292	A	UTEP	83 81
												292	H	UTEP	97 76
												328	A	Fla. Atlantic	72 62
LAST 12 Division I GAMES:															
				83	A	Middle Tenn.	63 77	173	H	Louisiana Tech	63 61				
				90	H	Western Ky.	80 77	124	H	Southern Miss.	68 69				
				234	H	Marshall	81 88	292	A	UTEP	83 81				
				292	H	UTEP	97 76	275	H	Liberty	80 64				
				271	A	FIU	70 61	178	H	Houston	49 56				
				328	A	Fla. Atlantic	72 62	11	A	Texas	43 76				

Non-Div I Games: Tex. A&M-Kingsville70 44 Angelo St. 77 85

UTSA

Loss, Non-Conf, S Site, H Home A Away N Neutral

Average RPI Win: 228	WON-LOST	WINNING	LAST 10	STRENGTH OF	OPP. STRENGTH	TEAM	ADJ.	CONF.	ADJ CONF.
Average RPI Loss: 118	RECORD	PCT. RANK	GAMES	SCHEDULE	OF SCHEDULE	RPI	RPI	RPI	RPI
DIV. I ONLY	14- 8	103	6- 4	275	125	158	158	12	12
DIV. I NON-CONF.	7- 5	137	2- 1	232	181	167	167	13	13
TOTALS	RPI 1-25	RPI 26-50	W-L RECORDS	RPI 51-100	RPI 101-150	RPI 150+			
14- 8	0- 1	0- 1	OVERALL	1- 1	2- 4	11- 1			
7- 4	0- 1	0- 0	HOME	0- 0	1- 2	6- 1			
6- 4	0- 0	0- 1	AWAY	1- 1	1- 2	4- 0			
1- 0	0- 0	0- 0	NEUTRAL	0- 0	0- 0	1- 0			
7- 5	0- 1	0- 1	NON-CONFERENCE	0- 1	1- 1	6- 1			
4- 2	0- 1	0- 0	HOME	0- 0	0- 0	4- 1			
2- 3	0- 0	0- 1	AWAY	0- 1	1- 1	1- 0			
1- 0	0- 0	0- 0	NEUTRAL	0- 0	0- 0	1- 0			
7- 3	0- 0	0- 0	CONFERENCE	1- 0	1- 3	5- 0			
3- 2	0- 0	0- 0	HOME	0- 0	1- 2	2- 0			
4- 1	0- 0	0- 0	AWAY	1- 0	0- 1	3- 0			
0- 0	0- 0	0- 0	NEUTRAL	0- 0	0- 0	0- 0			
















































RPI 1-25				RPI 26-50				RPI 51-100				RPI 101+ Team's RPI: 158			
RPI	S	Opponent	Score	RPI	S	Opponent	Score	RPI	S	Opponent	Score	RPI	S	Opponent	Score
21	H	Harvard	64 66	30	A	Temple	70 86	64	A	Villanova	49 52	116	H	Duquesne	68 76
								74	A	Dayton	54 51	120	A	VCU	56 61
												129	A	Rider	61 74
												137	H	Saint Joseph's	55 75
												144	H	George Mason	59 57
												150	A	Penn	58 56
												170	H	Fairfield	68 61
												182	H	American	63 59
												215	N	Miami (OH)	79 70
												217	A	UNCW	64 48
												244	A	Richmond	63 58
												274	H	Massachusetts	68 64
												291	A	Davidson	65 58
												294	A	Rhode Island	58 49
												294	H	Rhode Island	70 51
												304	H	UMKC	64 59
												324	H	Lafayette	49 56
												341	H	Delaware St.	78 38
LAST 12 Division I GAMES:															
294	A	Rhode Island	58 49	21	H	Harvard	64 66	294	H	Rhode Island	70 51				
144	H	George Mason	59 57					116	H	Duquesne	68 76				
274	H	Massachusetts	68 64					120	A	VCU	56 61				
291	A	Davidson	65 58					304	H	UMKC	64 59				
244	A	Richmond	63 58					341	H	Delaware St.	78 38				
137	H	Saint Joseph's	55 75												

Non-Div I Games:

La Salle




■ Loss,
 ■ Non-Conf, S Site,
 ■ Home
 ■ Away
 N Neutral

Average RPI Win: 237	WON-LOST	WINNING	LAST 10	STRENGTH OF	OPP. STRENGTH	TEAM	ADJ.	CONF.	ADJ CONF.
Average RPI Loss: 132	RECORD	PCT. RANK	GAMES	SCHEDULE	OF SCHEDULE	RPI	RPI	RPI	RPI
DIV. I ONLY	12- 10	143	7- 3	217	191	159	159	21	21
DIV. I NON-CONF.	4- 7	224	0- 1	248	92	217	217	20	20
TOTALS	RPI 1-25	RPI 26-50	W-L RECORDS	RPI 51-100	RPI 101-150	RPI 150+			
12- 10	0- 0	0- 1	OVERALL	0- 2	2- 3	10- 4			
7- 2	0- 0	0- 0	HOME	0- 0	1- 1	6- 1			
4- 8	0- 0	0- 1	AWAY	0- 2	0- 2	4- 3			
1- 0	0- 0	0- 0	NEUTRAL	0- 0	1- 0	0- 0			
4- 7	0- 0	0- 0	NON-CONFERENCE	0- 2	2- 2	2- 3			
1- 2	0- 0	0- 0	HOME	0- 0	1- 1	0- 1			
2- 5	0- 0	0- 0	AWAY	0- 2	0- 1	2- 2			
1- 0	0- 0	0- 0	NEUTRAL	0- 0	1- 0	0- 0			
8- 3	0- 0	0- 1	CONFERENCE	0- 0	0- 1	8- 1			
6- 0	0- 0	0- 0	HOME	0- 0	0- 0	6- 0			
2- 3	0- 0	0- 1	AWAY	0- 0	0- 1	2- 1			
0- 0	0- 0	0- 0	NEUTRAL	0- 0	0- 0	0- 0			

RPI S	Opponent	Score	RPI S	Opponent	Score	RPI S	Opponent	Score	RPI S	Opponent	Score	Team's RPI: 159
			34  Green Bay	55  60		53  Minnesota	91  111		107  East Carolina	81  83		
						87  Toledo	66  72		108 N Delaware	66 64		
									112  Kent St.	73 52		
									138  Wright St.	69  77		
									144  George Mason	54  55		
									164  Milwaukee	69  81		
									164  Milwaukee	77 63		
									167  Western Mich.	65  75		
									175  Oakland	80 71		
									193  Cleveland St.	66 54		
									203  CSUN	67  76		
									227  Bradley	60  70		
									259  Eastern Mich.	77 64		
									266  Northern Ky.	55 53		
									266  Northern Ky.	57 49		
									318  Ill.-Chicago	98 76		
									319  Youngstown St.	80 63		
									322  Valparaiso	85 60		
									341  Delaware St.	90 71		
LAST 12 Division I GAMES:												
			164  Milwaukee	77 63		164  Milwaukee	69  81					
			266  Northern Ky.	55 53		34  Green Bay	55  60					
			138  Wright St.	69  77		175  Oakland	80 71					
			193  Cleveland St.	66 54		318  Ill.-Chicago	98 76					
			319  Youngstown St.	80 63		322  Valparaiso	85 60					
			266  Northern Ky.	57 49		87  Toledo	66  72					

Non-Div I Games:

Detroit

 Loss,
  Non-Conf, S Site,
  Home
  Away
 N Neutral

Northeastern

Through Games Of Feb. 2, 2017

Average RPI Win:	221	WON-LOST	WINNING	LAST 10	STRENGTH OF	OPP. STRENGTH	TEAM	ADJ.	CONF.	ADJ CONF.
Average RPI Loss:	83	RECORD	PCT. RANK	GAMES	SCHEDULE	OF SCHEDULE	RPI	RPI	RPI	RPI
DIV. I ONLY	7- 14	261	4- 6	56	103	160	160	8	8	
DIV. I NON-CONF.	4- 8	230	2- 1	97	105	187	187	8	8	
TOTALS	RPI 1-25	RPI 26-50	W-L RECORDS	RPI 51-100	RPI 101-150	RPI 150+				
7- 14	0- 2	0- 2	OVERALL	0- 5	0- 4	7- 1				
4- 4	0- 1	0- 0	HOME	0- 2	0- 1	4- 0				
3- 7	0- 0	0- 2	AWAY	0- 2	0- 3	3- 0				
0- 3	0- 1	0- 0	NEUTRAL	0- 1	0- 0	0- 1				
4- 8	0- 1	0- 1	NON-CONFERENCE	0- 3	0- 2	4- 1				
2- 2	0- 0	0- 0	HOME	0- 1	0- 1	2- 0				
2- 3	0- 0	0- 1	AWAY	0- 1	0- 1	2- 0				
0- 3	0- 1	0- 0	NEUTRAL	0- 1	0- 0	0- 1				
3- 6	0- 1	0- 1	CONFERENCE	0- 2	0- 2	3- 0				
2- 2	0- 1	0- 0	HOME	0- 1	0- 0	2- 0				
1- 4	0- 0	0- 1	AWAY	0- 1	0- 2	1- 0				
0- 0	0- 0	0- 0	NEUTRAL	0- 0	0- 0	0- 0				

RPI 1-25				RPI 26-50				RPI 51-100				RPI 101+ Team's RPI: 160			
RPI	S	Opponent	Score	RPI	S	Opponent	Score	RPI	S	Opponent	Score	RPI	S	Opponent	Score
8	N	Stanford	45 74	44	A	James Madison	54 74	55	A	Quinnipiac	59 76	108	A	Delaware	53 65
25	H	Elon	65 76	46	A	Michigan St.	44 78	70	A	Drexel	51 74	118	A	Maine	49 68
								70	H	Drexel	33 63	127	H	St. Mary's (CA)	53 77
								89	H	New Hampshire	63 66	130	A	William & Mary	58 60
								94	N	Purdue	54 79	155	H	Towson	72 64
												171	N	Wichita St.	73 87
												180	A	Hofstra	53 51
												191	H	Siena	61 50
												217	H	UNCW	55 47
												238	A	Canisius	83 59
												270	H	Boston U.	78 59
												296	A	Denver	72 69
LAST 12 Division I GAMES:															
70	A	Drexel	51 74	70	H	Drexel	33 63								
25	H	Elon	65 76	155	H	Towson	72 64								
217	H	UNCW	55 47	180	A	Hofstra	53 51								
108	A	Delaware	53 65	191	H	Siena	61 50								
44	A	James Madison	54 74	296	A	Denver	72 69								
130	A	William & Mary	58 60	46	A	Michigan St.	44 78								

Non-Div I Games:

Northeastern

■ Loss,
 ■ Non-Conf, S Site,
 ■ Home
 ■ Away
 N Neutral

San Francisco

Through Games Of Feb. 2, 2017

Average RPI Win:	207	WON-LOST	WINNING	LAST 10	STRENGTH OF	OPP. STRENGTH	TEAM	ADJ.	CONF.	ADJ CONF.
Average RPI Loss:	139	RECORD	PCT. RANK	GAMES	SCHEDULE	OF SCHEDULE	RPI	RPI	RPI	RPI
DIV. I ONLY	12- 10	143	5- 5	223	122	161	161	14	14	
DIV. I NON-CONF.	6- 5	148	0- 1	212	128	159	159	12	12	
TOTALS	RPI 1-25	RPI 26-50	W-L RECORDS	RPI 51-100	RPI 101-150	RPI 150+				
12- 10	0- 0	0- 0	OVERALL	2- 3	1- 3	9- 4				
8- 2	0- 0	0- 0	HOME	2- 0	1- 2	5- 0				
3- 8	0- 0	0- 0	AWAY	0- 3	0- 1	3- 4				
1- 0	0- 0	0- 0	NEUTRAL	0- 0	0- 0	1- 0				
6- 5	0- 0	0- 0	NON-CONFERENCE	1- 2	0- 1	5- 2				
4- 1	0- 0	0- 0	HOME	1- 0	0- 1	3- 0				
1- 4	0- 0	0- 0	AWAY	0- 2	0- 0	1- 2				
1- 0	0- 0	0- 0	NEUTRAL	0- 0	0- 0	1- 0				
6- 5	0- 0	0- 0	CONFERENCE	1- 1	1- 2	4- 2				
4- 1	0- 0	0- 0	HOME	1- 0	1- 1	2- 0				
2- 4	0- 0	0- 0	AWAY	0- 1	0- 1	2- 2				
0- 0	0- 0	0- 0	NEUTRAL	0- 0	0- 0	0- 0				

RPI 1-25				RPI 26-50				RPI 51-100				RPI 101+				Team's RPI: 161	
RPI	S	Opponent	Score	RPI	S	Opponent	Score	RPI	S	Opponent	Score	RPI	S	Opponent	Score		
								52	A	California	52	75	104	H	UC Davis	58	78
								59	A	Washington St.	35	73	127	A	St. Mary's (CA)	72	75
								81	A	Gonzaga	46	61	127	H	St. Mary's (CA)	62	64
								96	H	Long Beach St.	73	71	146	H	Santa Clara	77	68
								99	H	BYU	70	63	153	A	North Dakota	63	71
													176	A	Fresno St.	48	61
													192	H	San Jose St.	79	71
													207	A	Pacific	60	63
													207	H	Pacific	67	64
													218	A	San Diego	82	67
													218	H	San Diego	81	72
													224	H	Seattle U	73	59
													252	A	Cal Poly	73	67
													261	H	Sacramento St.	91	80
													269	A	Portland	75	56
													297	N	Western Caro.	73	52
													303	A	Pepperdine	59	81
LAST 12 Division I GAMES:																	
303	A	Pepperdine	59	81	99	H	BYU	70	63								
207	H	Pacific	67	64	127	A	St. Mary's (CA)	72	75								
127	H	St. Mary's (CA)	62	64	81	A	Gonzaga	46	61								
218	H	San Diego	81	72	146	H	Santa Clara	77	68								
269	A	Portland	75	56	218	A	San Diego	82	67								
207	A	Pacific	60	63	104	H	UC Davis	58	78								

Non-Div I Games:

San Francisco

■ Loss,
 ■ Non-Conf,
 ■ S Site,
 ■ H Home
 ■ A Away
 N Neutral

Average RPI Win: 218	WON-LOST	WINNING	LAST 10	STRENGTH OF	OPP. STRENGTH	TEAM	ADJ.	CONF.	ADJ CONF.
Average RPI Loss: 106	RECORD	PCT. RANK	GAMES	SCHEDULE	OF SCHEDULE	RPI	RPI	RPI	RPI
DIV. I ONLY	9- 12	211	2- 2	133	134	162	162	11	11
DIV. I NON-CONF.	5- 6	186	1- 1	199	152	166	166	9	9
TOTALS	RPI 1-25	RPI 26-50	W-L RECORDS	RPI 51-100	RPI 101-150	RPI 150+			
9- 12	0- 1	1- 2	OVERALL	1- 4	0- 3	7- 2			
4- 4	0- 1	1- 0	HOME	1- 2	0- 1	2- 0			
4- 8	0- 0	0- 2	AWAY	0- 2	0- 2	4- 2			
1- 0	0- 0	0- 0	NEUTRAL	0- 0	0- 0	1- 0			
5- 6	0- 1	0- 1	NON-CONFERENCE	0- 1	0- 2	5- 1			
2- 1	0- 1	0- 0	HOME	0- 0	0- 0	2- 0			
2- 5	0- 0	0- 1	AWAY	0- 1	0- 2	2- 1			
1- 0	0- 0	0- 0	NEUTRAL	0- 0	0- 0	1- 0			
4- 6	0- 0	1- 1	CONFERENCE	1- 3	0- 1	2- 1			
2- 3	0- 0	1- 0	HOME	1- 2	0- 1	0- 0			
2- 3	0- 0	0- 1	AWAY	0- 1	0- 0	2- 1			
0- 0	0- 0	0- 0	NEUTRAL	0- 0	0- 0	0- 0			

RPI 1-25				RPI 26-50				RPI 51-100				RPI 101+ Team's RPI: 162			
RPI	S	Opponent	Score	RPI	S	Opponent	Score	RPI	S	Opponent	Score	RPI	S	Opponent	Score
17	H	Kansas St.	57 70	28	A	Creighton	45 82	67	H	South Dakota	52 60	114	A	Abilene Christian	66 73
				41	A	South Dakota St.	64 76	68	A	IUPUI	47 79	136	A	UCF	41 81
				41	H	South Dakota St.	83 82	68	H	IUPUI	64 44	145	H	Oral Roberts	65 67
								76	A	Colorado St.	42 69	166	A	Nebraska	58 66
								93	H	Western Ill.	74 78	187	H	Indiana St.	72 45
												216	N	North Texas	85 57
												231	H	Wofford	89 64
												276	A	North Dakota St.	80 60
												296	A	Denver	82 73
												304	A	UMKC	80 57
												317	A	Fort Wayne	62 65
												346	A	Florida A&M	70 50
LAST 12 Division I GAMES:															
216	N	North Texas	85 57	276	A	North Dakota St.	80 60								
114	A	Abilene Christian	66 73	67	H	South Dakota	52 60								
68	A	IUPUI	47 79	93	H	Western Ill.	74 78								
41	H	South Dakota St.	83 82	41	A	South Dakota St.	64 76								
317	A	Fort Wayne	62 65	68	H	IUPUI	64 44								
296	A	Denver	82 73	145	H	Oral Roberts	65 67								

Non-Div I Games: Lincoln (MO) 98 49 York (NE) 106 37

Omaha

Loss, Non-Conf, S Site, H Home A Away N Neutral

Average RPI Win:	214	WON-LOST	WINNING	LAST 10	STRENGTH OF	OPP. STRENGTH	TEAM	ADJ.	CONF.	ADJ CONF.
Average RPI Loss:	93	RECORD	PCT. RANK	GAMES	SCHEDULE	OF SCHEDULE	RPI	RPI	RPI	RPI
DIV. I ONLY	9- 10	194	6- 4	153	88	163	163	16	16	
DIV. I NON-CONF.	3- 7	250	2- 1	102	12	190	190	14	14	
TOTALS	RPI 1-25	RPI 26-50	W-L RECORDS	RPI 51-100	RPI 101-150	RPI 150+				
9- 10	0- 0	0- 3	OVERALL	0- 4	2- 1	7- 2				
4- 5	0- 0	0- 1	HOME	0- 3	1- 0	3- 1				
5- 4	0- 0	0- 2	AWAY	0- 0	1- 1	4- 1				
0- 1	0- 0	0- 0	NEUTRAL	0- 1	0- 0	0- 0				
3- 7	0- 0	0- 2	NON-CONFERENCE	0- 3	2- 1	1- 1				
2- 2	0- 0	0- 0	HOME	0- 2	1- 0	1- 0				
1- 4	0- 0	0- 2	AWAY	0- 0	1- 1	0- 1				
0- 1	0- 0	0- 0	NEUTRAL	0- 1	0- 0	0- 0				
6- 3	0- 0	0- 1	CONFERENCE	0- 1	0- 0	6- 1				
2- 3	0- 0	0- 1	HOME	0- 1	0- 0	2- 1				
4- 0	0- 0	0- 0	AWAY	0- 0	0- 0	4- 0				
0- 0	0- 0	0- 0	NEUTRAL	0- 0	0- 0	0- 0				

RPI 1-25				RPI 26-50				RPI 51-100				RPI 101+				Team's RPI: 163	
RPI	S	Opponent	Score	RPI	S	Opponent	Score	RPI	S	Opponent	Score	RPI	S	Opponent	Score		
				32	A	Missouri	49 73	54	H	UNI	54 61	125	H	Arkansas	64 62		
				33	H	Drake	64 90	58	H	Little Rock	47 58	135	A	Kansas	87 64		
				42	A	Northwestern	52 75	72	N	Southern California	67 89	145	A	Oral Roberts	56 78		
								83	H	Middle Tenn.	52 71	171	H	Wichita St.	73 62		
												186	A	Memphis	60 69		
												187	A	Indiana St.	49 46		
												200	A	Southern Ill.	78 60		
												216	H	North Texas	63 54		
												227	H	Bradley	73 75		
												278	A	Evansville	77 41		
												302	A	Loyola Chicago	60 32		
												313	H	Illinois St.	65 60		
LAST 12 Division I GAMES:																	
				187	A	Indiana St.	49 46	171	H	Wichita St.	73 62						
				302	A	Loyola Chicago	60 32	33	H	Drake	64 90						
				227	H	Bradley	73 75	54	H	UNI	54 61						
				313	H	Illinois St.	65 60	83	H	Middle Tenn.	52 71						
				200	A	Southern Ill.	78 60	216	H	North Texas	63 54						
				278	A	Evansville	77 41	125	H	Arkansas	64 62						

Non-Div I Games: Alas. Anchorage 65 58

Missouri St.

Average RPI Win:	268	WON-LOST	WINNING	LAST 10	STRENGTH OF	OPP. STRENGTH	TEAM	ADJ.	CONF.	ADJ CONF.
Average RPI Loss:	96	RECORD	PCT. RANK	GAMES	SCHEDULE	OF SCHEDULE	RPI	RPI	RPI	RPI
DIV. I ONLY	15- 7	82	2- 1	315	185	164	164	21	21	
DIV. I NON-CONF.	8- 3	67	1- 0	328	130	160	160	20	20	
TOTALS	RPI 1-25	RPI 26-50	W-L RECORDS	RPI 51-100	RPI 101-150	RPI 150+				
15- 7	0- 0	0- 3	OVERALL	1- 1	0- 1	14- 2				
7- 3	0- 0	0- 1	HOME	1- 0	0- 1	6- 1				
7- 4	0- 0	0- 2	AWAY	0- 1	0- 0	7- 1				
1- 0	0- 0	0- 0	NEUTRAL	0- 0	0- 0	1- 0				
8- 3	0- 0	0- 2	NON-CONFERENCE	1- 1	0- 0	7- 0				
4- 1	0- 0	0- 1	HOME	1- 0	0- 0	3- 0				
3- 2	0- 0	0- 1	AWAY	0- 1	0- 0	3- 0				
1- 0	0- 0	0- 0	NEUTRAL	0- 0	0- 0	1- 0				
7- 4	0- 0	0- 1	CONFERENCE	0- 0	0- 1	7- 2				
3- 2	0- 0	0- 0	HOME	0- 0	0- 1	3- 1				
4- 2	0- 0	0- 1	AWAY	0- 0	0- 0	4- 1				
0- 0	0- 0	0- 0	NEUTRAL	0- 0	0- 0	0- 0				

RPI	S	Opponent	Score	RPI	S	Opponent	Score	RPI	S	Opponent	Score	RPI	S	Opponent	Score	Team's RPI: 164
34	A	Green Bay	47 89	86	A	Northern Ill.	104 114	138	H	Wright St.	51 69	159	A	Detroit	63 77	
39	A	Marquette	74 85	93	H	Western Ill.	76 68	159	H	Detroit	81 69	175	H	Oakland	73 75	
42	H	Northwestern	63 65					193	A	Cleveland St.	80 78	205	H	Wisconsin	80 63	
								266	H	Northern Ky.	72 44	276	H	North Dakota St.	79 74	
								280	A	Vermont	68 44	302	A	Loyola Chicago	73 46	
								313	A	Illinois St.	68 60	318	A	Ill.-Chicago	88 65	
								318	H	Ill.-Chicago	83 55	319	A	Youngstown St.	78 74	
								322	A	Valparaiso	85 74	329	H	Chicago St.	71 49	
								332	N	LIU Brooklyn	88 50					
LAST 12 Division I GAMES:																
280	A	Vermont	68 44	159	H	Detroit	81 69									
159	A	Detroit	63 77	175	H	Oakland	73 75									
319	A	Youngstown St.	78 74	322	A	Valparaiso	85 74									
193	A	Cleveland St.	80 78	318	A	Ill.-Chicago	88 65									
34	A	Green Bay	47 89	266	H	Northern Ky.	72 44									
318	H	Ill.-Chicago	83 55	138	H	Wright St.	51 69									

Non-Div I Games:

Milwaukee

■ Loss,
 ■ Non-Conf,
 ■ S Site,
 ■ H Home
 ■ A Away
 N Neutral

Average RPI Win:	203	WON-LOST	WINNING	LAST 10	STRENGTH OF	OPP. STRENGTH	TEAM	ADJ.	CONF.	ADJ CONF.
Average RPI Loss:	78	RECORD	PCT. RANK	GAMES	SCHEDULE	OF SCHEDULE	RPI	RPI	RPI	RPI
DIV. I ONLY	8- 15	258	1- 9	50	67	165	165	3	3	
DIV. I NON-CONF.	7- 6	157	2- 0	170	223	178	178	4	4	
TOTALS	RPI 1-25	RPI 26-50	W-L RECORDS	RPI 51-100	RPI 101-150	RPI 150+				
8- 15	0- 4	0- 1	OVERALL	0- 4	3- 5	5- 1				
6- 6	0- 3	0- 0	HOME	0- 2	2- 1	4- 0				
1- 8	0- 1	0- 1	AWAY	0- 2	1- 3	0- 1				
1- 1	0- 0	0- 0	NEUTRAL	0- 0	0- 1	1- 0				
7- 6	0- 0	0- 0	NON-CONFERENCE	0- 1	2- 4	5- 1				
5- 2	0- 0	0- 0	HOME	0- 1	1- 1	4- 0				
1- 3	0- 0	0- 0	AWAY	0- 0	1- 2	0- 1				
1- 1	0- 0	0- 0	NEUTRAL	0- 0	0- 1	1- 0				
1- 9	0- 4	0- 1	CONFERENCE	0- 3	1- 1	0- 0				
1- 4	0- 3	0- 0	HOME	0- 1	1- 0	0- 0				
0- 5	0- 1	0- 1	AWAY	0- 2	0- 1	0- 0				
0- 0	0- 0	0- 0	NEUTRAL	0- 0	0- 0	0- 0				

RPI 1-25				RPI 26-50				RPI 51-100				RPI 101+ Team's RPI: 165			
RPI	S	Opponent	Score	RPI	S	Opponent	Score	RPI	S	Opponent	Score	RPI	S	Opponent	Score
2	H	Notre Dame	69 80	36	A	Syracuse	52 79	57	H	Georgia Tech	67 71	109	N	SMU	64 72
7	H	Florida St.	53 85					63	A	Wake Forest	55 71	118	H	Maine	64 53
12	H	Duke	44 67					65	A	Virginia	55 62	121	A	Fordham	49 56
19	A	Miami (FL)	51 58					98	H	Penn St.	56 60	122	H	Clemson	60 48
												127	H	St. Mary's (CA)	54 62
												131	A	Pittsburgh	43 56
												133	A	Hartford	56 65
												134	A	Yale	71 64
												154	H	Providence	57 53
												183	A	Seton Hall	66 71
												206	H	Dartmouth	65 53
												270	H	Boston U.	67 49
												300	H	Central Conn. St.	66 46
												321	N	St. Francis Brooklyn	73 58
LAST 12 Division I GAMES:															
7	H	Florida St.	53 85	57	H	Georgia Tech	67 71								
19	A	Miami (FL)	51 58	36	A	Syracuse	52 79								
63	A	Wake Forest	55 71	131	A	Pittsburgh	43 56								
12	H	Duke	44 67	122	H	Clemson	60 48								
2	H	Notre Dame	69 80	118	H	Maine	64 53								
65	A	Virginia	55 62	206	H	Dartmouth	65 53								

Non-Div I Games:

Boston College

■ Loss,
 ■ Non-Conf,
 ■ S Site,
 ■ H Home
 ■ A Away
 N Neutral

Nebraska

Through Games Of Feb. 2, 2017

Average RPI Win:	175	WON-LOST	WINNING	LAST 10	STRENGTH OF	OPP. STRENGTH	TEAM	ADJ.	CONF.	ADJ CONF.
Average RPI Loss:	53	RECORD	PCT. RANK	GAMES	SCHEDULE	OF SCHEDULE	RPI	RPI	RPI	RPI
DIV. I ONLY	5- 17	304	1- 9	9	25	166	166	6	6	
DIV. I NON-CONF.	4- 8	230	0- 2	9	9	145	145	5	5	
TOTALS	RPI 1-25	RPI 26-50	W-L RECORDS	RPI 51-100	RPI 101-150	RPI 150+				
5- 17	0- 2	0- 8	OVERALL	1- 6	0- 0	4- 1				
5- 7	0- 2	0- 4	HOME	1- 1	0- 0	4- 0				
0- 8	0- 0	0- 4	AWAY	0- 3	0- 0	0- 1				
0- 2	0- 0	0- 0	NEUTRAL	0- 2	0- 0	0- 0				
4- 8	0- 1	0- 4	NON-CONFERENCE	1- 3	0- 0	3- 0				
4- 4	0- 1	0- 2	HOME	1- 1	0- 0	3- 0				
0- 2	0- 0	0- 2	AWAY	0- 0	0- 0	0- 0				
0- 2	0- 0	0- 0	NEUTRAL	0- 2	0- 0	0- 0				
1- 9	0- 1	0- 4	CONFERENCE	0- 3	0- 0	1- 1				
1- 3	0- 1	0- 2	HOME	0- 0	0- 0	1- 0				
0- 6	0- 0	0- 2	AWAY	0- 3	0- 0	0- 1				
0- 0	0- 0	0- 0	NEUTRAL	0- 0	0- 0	0- 0				

RPI 1-25				RPI 26-50				RPI 51-100				RPI 101+ Team's RPI: 166			
RPI	S	Opponent	Score	RPI	S	Opponent	Score	RPI	S	Opponent	Score	RPI	S	Opponent	Score
1	H	UConn	41 84	27	A	Ohio St.	75 95	52	H	California	65 86	162	H	Omaha	66 58
18	H	Maryland	49 93	28	A	Creighton	64 80	56	A	Iowa	72 75	181	A	Illinois	59 79
				31	H	Michigan	51 84	59	N	Washington St.	65 79	184	H	Rutgers	62 58
				32	H	Missouri	35 55	65	N	Virginia	51 73	192	H	San Jose St.	83 61
				33	H	Drake	70 84	76	H	Colorado St.	62 59	260	H	UTRGV	71 53
				42	H	Northwestern	58 62	94	A	Purdue	45 88				
				43	A	Virginia Tech	67 76	98	A	Penn St.	69 86				
				46	A	Michigan St.	73 93								
LAST 12 Division I GAMES:															
				27	A	Ohio St.	75 95	46	A	Michigan St.	73 93				
				94	A	Purdue	45 88	18	H	Maryland	49 93				
				31	H	Michigan	51 84	56	A	Iowa	72 75				
				98	A	Penn St.	69 86	42	H	Northwestern	58 62				
				181	A	Illinois	59 79	1	H	UConn	41 84				
				184	H	Rutgers	62 58	28	A	Creighton	64 80				

Non-Div I Games:

Nebraska

 Loss,
 Non-Conf, S Site,
 Home
 Away
N Neutral

WON-LOST				THROUGH GAMES OF TEST 17, 1917.						
Average RPI Win:	259	WON-LOST	WINNING	LAST 10	STRENGTH OF	OPP. STRENGTH	TEAM	ADJ.	CONF.	ADJ CONF.
Average RPI Loss:	75	RECORD	PCT. RANK	GAMES	SCHEDULE	OF SCHEDULE	RPI	RPI	RPI	RPI
DIV. I ONLY	14- 6	70	6- 4	334	105	167	167	10	10	
DIV. I NON-CONF.	9- 2	37	3- 0	347	127	181	181	11	11	
TOTALS	RPI 1-25	RPI 26-50	W-L RECORDS	RPI 51-100	RPI 101-150	RPI 150+				
14- 6	0- 0	0- 2	OVERALL	0- 2	0- 2	14- 0				
6- 3	0- 0	0- 1	HOME	0- 1	0- 1	6- 0				
7- 3	0- 0	0- 0	AWAY	0- 0	0- 0	7- 0				
1- 0	0- 0	0- 0	NEUTRAL	0- 0	0- 0	1- 0				
9- 2	0- 0	0- 2	NON-CONFERENCE	0- 0	0- 0	9- 0				
4- 1	0- 0	0- 1	HOME	0- 0	0- 0	4- 0				
4- 1	0- 0	0- 1	AWAY	0- 0	0- 0	4- 0				
1- 0	0- 0	0- 0	NEUTRAL	0- 0	0- 0	1- 0				
5- 4	0- 0	0- 0	CONFERENCE	0- 2	0- 2	5- 0				
2- 2	0- 0	0- 0	HOME	0- 1	0- 1	2- 0				
3- 2	0- 0	0- 0	AWAY	0- 1	0- 1	3- 0				
0- 0	0- 0	0- 0	NEUTRAL	0- 0	0- 0	0- 0				

RPI 1-25				RPI 26-50				RPI 51-100				RPI 101+				Team's RPI: 167	
RPI	S	Opponent	Score	RPI	S	Opponent	Score	RPI	S	Opponent	Score	RPI	S	Opponent	Score		
				31	A	Michigan	40 66	61	A	Ohio	67 80	112	H	Kent St.	67 71		
				46	H	Michigan St.	64 68	71	H	Buffalo	47 62	128	A	Ball St.	56 61		
												159	A	Detroit	75 65		
												189	A	Akron	73 57		
												189	H	Akron	73 60		
												215	A	Miami (OH)	85 60		
												227	H	Bradley	83 64		
												256	H	Bowling Green	75 58		
												259	A	Eastern Mich.	76 67		
												276	A	North Dakota St.	68 63		
												291	H	Davidson	76 63		
												302	H	Loyola Chicago	65 53		
												304	A	UMKC	66 54		
												311	N	Eastern Ky.	74 59		
												317	H	Fort Wayne	61 35		
												329	A	Chicago St.	64 51		
LAST 12 Division I GAMES:																	
				71	H	Buffalo	47 62	128	A	Ball St.	56 61						
				61	A	Ohio	67 80	215	A	Miami (OH)	85 60						
				189	A	Akron	73 57	189	H	Akron	73 60						
				112	H	Kent St.	67 71	329	A	Chicago St.	64 51						
				259	A	Eastern Mich.	76 67	227	H	Bradley	83 64						
				256	H	Bowling Green	75 58	159	A	Detroit	75 65						

Non-Div I Games:

Western Mich.

■ Loss, ■ Non-Conf, S Site, H Home A Away N Neutral

Average RPI Win: 273		WON-LOST	WINNING	LAST 10	STRENGTH OF		OPP. STRENGTH	TEAM	ADJ.	CONF.	ADJ CONF.
Average RPI Loss: 112		RECORD	PCT. RANK	GAMES	SCHEDULE		OF SCHEDULE	RPI	RPI	RPI	RPI
DIV. I ONLY		14- 6	70	6- 4	327		247	168	168	23	23
DIV. I NON-CONF.		8- 2	49	1- 0	339		269	150	150	25	25
TOTALS		RPI 1-25	RPI 26-50		W-L RECORDS		RPI 51-100	RPI 101-150		RPI 150+	
14- 6	0- 0	0- 2		OVERALL		0- 1	2- 1		12- 2		
7- 2	0- 0	0- 1		HOME		0- 0	1- 1		6- 0		
7- 4	0- 0	0- 1		AWAY		0- 1	1- 0		6- 2		
0- 0	0- 0	0- 0		NEUTRAL		0- 0	0- 0		0- 0		
8- 2	0- 0	0- 0		NON-CONFERENCE		0- 1	2- 0		6- 1		
5- 0	0- 0	0- 0		HOME		0- 0	1- 0		4- 0		
3- 2	0- 0	0- 0		AWAY		0- 1	1- 0		2- 1		
0- 0	0- 0	0- 0		NEUTRAL		0- 0	0- 0		0- 0		
6- 4	0- 0	0- 2		CONFERENCE		0- 0	0- 1		6- 1		
2- 2	0- 0	0- 1		HOME		0- 0	0- 1		2- 0		
4- 2	0- 0	0- 1		AWAY		0- 0	0- 0		4- 1		
0- 0	0- 0	0- 0		NEUTRAL		0- 0	0- 0		0- 0		

RPI 1-25				RPI 26-50				RPI 51-100				RPI 101+				Team's RPI: 168	
RPI	S	Opponent	Score	RPI	S	Opponent	Score	RPI	S	Opponent	Score	RPI	S	Opponent	Score		
				47	A	Bucknell	62 68	53	A	Minnesota	52 70	106	H	Navy	58 63		
				47	H	Bucknell	56 60					108	A	Delaware	61 47		
												134	H	Yale	59 55		
												172	A	Albany (NY)	59 65		
												182	H	American	53 51		
												206	A	Dartmouth	68 60		
												245	A	Loyola Maryland	62 71		
												268	A	Colgate	76 69		
												309	A	Lehigh	75 71		
												314	A	Holy Cross	67 59		
												316	H	Air Force	75 47		
												321	H	St. Francis Brooklyn	69 46		
												324	A	Lafayette	63 55		
												324	H	Lafayette	76 73		
												332	A	LIU Brooklyn	68 47		
												344	H	Fairleigh Dickinson	86 58		
												345	H	Wagner	85 40		
LAST 12 Division I GAMES:																	
				324	A	Lafayette	63 55	245	A	Loyola Maryland	62 71						
				47	A	Bucknell	62 68	324	H	Lafayette	76 73						
				106	H	Navy	58 63	47	H	Bucknell	56 60						
				314	A	Holy Cross	67 59	309	A	Lehigh	75 71						
				182	H	American	53 51	108	A	Delaware	61 47						
				268	A	Colgate	76 69	53	A	Minnesota	52 70						

Non-Div I Games:	Mercy	90	48
------------------	-------	----	----

Army West Point

Loss, Non-Conf, S Site, H Home A Away N Neutral

UC Riverside

Through Games Of Feb. 2, 2017

Average RPI Win:	260	WON-LOST	WINNING	LAST 10	STRENGTH OF	OPP. STRENGTH	TEAM	ADJ.	CONF.	ADJ CONF.
Average RPI Loss:	103	RECORD	PCT. RANK	GAMES	SCHEDULE	OF SCHEDULE	RPI	RPI	RPI	RPI
DIV. I ONLY	11- 10	155	5- 5	208	190	169	169	25	25	
DIV. I NON-CONF.	6- 7	182	1- 3	110	161	141	141	23	23	
TOTALS	RPI 1-25	RPI 26-50	W-L RECORDS	RPI 51-100	RPI 101-150	RPI 150+				
11- 10	0- 0	0- 1	OVERALL	0- 5	0- 3	11- 1				
7- 2	0- 0	0- 0	HOME	0- 1	0- 1	7- 0				
3- 8	0- 0	0- 1	AWAY	0- 4	0- 2	3- 1				
1- 0	0- 0	0- 0	NEUTRAL	0- 0	0- 0	1- 0				
6- 7	0- 0	0- 1	NON-CONFERENCE	0- 4	0- 2	6- 0				
3- 2	0- 0	0- 0	HOME	0- 1	0- 1	3- 0				
2- 5	0- 0	0- 1	AWAY	0- 3	0- 1	2- 0				
1- 0	0- 0	0- 0	NEUTRAL	0- 0	0- 0	1- 0				
5- 3	0- 0	0- 0	CONFERENCE	0- 1	0- 1	5- 1				
4- 0	0- 0	0- 0	HOME	0- 0	0- 0	4- 0				
1- 3	0- 0	0- 0	AWAY	0- 1	0- 1	1- 1				
0- 0	0- 0	0- 0	NEUTRAL	0- 0	0- 0	0- 0				

RPI S	Opponent	Score	RPI S	Opponent	Score	RPI S	Opponent	Score	RPI S	Opponent	Score	Team's RPI: 169
			32 A	Missouri	62 68	52 A	California	56 71	104 A	UC Davis	55 72	
						67 H	South Dakota	55 61	135 A	Kansas	84 90	
						72 A	Southern California	49 67	150 H	Penn	55 71	
						88 A	FGCU	45 60	197 A	Loyola Marymount	75 72	
						96 A	Long Beach St.	51 55	214 H	Grand Canyon	77 64	
									224 H	Seattle U	58 54	
									225 H	San Diego St.	72 44	
									228 H	Hawaii	63 45	
									232 N	Samford	51 48	
									236 A	UC Santa Barbara	54 58	
									252 H	Cal Poly	68 59	
									301 A	CSU Bakersfield	71 66	
									327 A	UC Irvine	79 58	
									327 H	UC Irvine	76 58	
									338 H	Cal St. Fullerton	68 45	
LAST 12 Division I GAMES:												
			228 H	Hawaii	63 45	252 H	Cal Poly	68 59				
			96 A	Long Beach St.	51 55	327 H	UC Irvine	76 58				
			104 A	UC Davis	55 72	150 H	Penn	55 71				
			338 H	Cal St. Fullerton	68 45	88 A	FGCU	45 60				
			327 A	UC Irvine	79 58	232 N	Samford	51 48				
			236 A	UC Santa Barbara	54 58	135 A	Kansas	84 90				

Non-Div I Games:

UC Riverside

 Loss,
 Non-Conf,
 S Site,
 H Home
 A Away
N Neutral

Fairfield

Through Games Of Feb. 2, 2017

Average RPI Win:	215	WON-LOST	WINNING	LAST 10	STRENGTH OF	OPP. STRENGTH	TEAM	ADJ.	CONF.	ADJ CONF.
Average RPI Loss:	167	RECORD	PCT. RANK	GAMES	SCHEDULE	OF SCHEDULE	RPI	RPI	RPI	RPI
DIV. I ONLY	11- 11	167	7- 3	195	220	170	170	17	17	
DIV. I NON-CONF.	3- 6	230	0- 1	213	277	233	233	16	16	
TOTALS	RPI 1-25	RPI 26-50	W-L RECORDS	RPI 51-100	RPI 101-150	RPI 150+				
11- 11	0- 1	0- 1	OVERALL	1- 1	1- 0	9- 8				
6- 3	0- 0	0- 0	HOME	1- 0	0- 0	5- 3				
5- 8	0- 1	0- 1	AWAY	0- 1	1- 0	4- 5				
0- 0	0- 0	0- 0	NEUTRAL	0- 0	0- 0	0- 0				
3- 6	0- 1	0- 1	NON-CONFERENCE	0- 0	0- 0	3- 4				
1- 2	0- 0	0- 0	HOME	0- 0	0- 0	1- 2				
2- 4	0- 1	0- 1	AWAY	0- 0	0- 0	2- 2				
0- 0	0- 0	0- 0	NEUTRAL	0- 0	0- 0	0- 0				
8- 5	0- 0	0- 0	CONFERENCE	1- 1	1- 0	6- 4				
5- 1	0- 0	0- 0	HOME	1- 0	0- 0	4- 1				
3- 4	0- 0	0- 0	AWAY	0- 1	1- 0	2- 3				
0- 0	0- 0	0- 0	NEUTRAL	0- 0	0- 0	0- 0				

RPI 1-25				RPI 26-50				RPI 51-100				RPI 101+ Team's RPI: 170			
RPI	S	Opponent	Score	RPI	S	Opponent	Score	RPI	S	Opponent	Score	RPI	S	Opponent	Score
21	A	Harvard	44 58	30	A	Temple	59 73	55	A	Quinnipiac	55 60	129	A	Rider	68 67
								55	H	Quinnipiac	65 52	151	H	Iona	68 59
												158	A	La Salle	61 68
												172	A	Albany (NY)	45 59
												191	A	Siena	52 67
												191	H	Siena	61 57
												202	H	Sacred Heart	44 56
												222	A	Niagara	65 55
												222	H	Niagara	66 63
												235	A	Monmouth	71 68
												235	H	Monmouth	53 60
												237	A	Marist	55 71
												238	A	Canisius	49 63
												245	H	Loyola Maryland	58 57
												251	H	Manhattan	71 56
												294	H	Rhode Island	65 72
												325	A	Mt. St. Mary's	70 57
												337	A	UMass Lowell	65 41
LAST 12 Division I GAMES:															
				55	H	Quinnipiac	65 52	129	A	Rider	68 67				
				222	H	Niagara	66 63	251	H	Manhattan	71 56				
				235	H	Monmouth	53 60	191	H	Siena	61 57				
				238	A	Canisius	49 63	235	A	Monmouth	71 68				
				222	A	Niagara	65 55	237	A	Marist	55 71				
				55	A	Quinnipiac	55 60	30	A	Temple	59 73				

Non-Div I Games:

Fairfield

■ Loss,
 ■ Non-Conf,
 S Site,
 ■ Home
 ■ Away
 N Neutral

Average RPI Win:	227	WON-LOST	WINNING	LAST 10	STRENGTH OF	OPP. STRENGTH	TEAM	ADJ.	CONF.	ADJ CONF.
Average RPI Loss:	98	RECORD	PCT. RANK	GAMES	SCHEDULE	OF SCHEDULE	RPI	RPI	RPI	RPI
DIV. I ONLY	10- 10	167	5- 5	154	114	171	171	16	16	
DIV. I NON-CONF.	5- 6	186	2- 1	101	54	176	176	14	14	
TOTALS	RPI 1-25	RPI 26-50	W-L RECORDS	RPI 51-100	RPI 101-150	RPI 150+				
10- 10	0- 1	1- 4	OVERALL	0- 2	1- 0	8- 3				
6- 4	0- 0	1- 2	HOME	0- 1	1- 0	4- 1				
3- 4	0- 0	0- 2	AWAY	0- 0	0- 0	3- 2				
1- 2	0- 1	0- 0	NEUTRAL	0- 1	0- 0	1- 0				
5- 6	0- 1	1- 3	NON-CONFERENCE	0- 1	1- 0	3- 1				
4- 2	0- 0	1- 1	HOME	0- 0	1- 0	2- 1				
0- 2	0- 0	0- 2	AWAY	0- 0	0- 0	0- 0				
1- 2	0- 1	0- 0	NEUTRAL	0- 1	0- 0	1- 0				
5- 4	0- 0	0- 1	CONFERENCE	0- 1	0- 0	5- 2				
2- 2	0- 0	0- 1	HOME	0- 1	0- 0	2- 0				
3- 2	0- 0	0- 0	AWAY	0- 0	0- 0	3- 2				
0- 0	0- 0	0- 0	NEUTRAL	0- 0	0- 0	0- 0				

RPI 1-25				RPI 26-50				RPI 51-100				RPI 101+ Team's RPI: 171			
RPI	S	Opponent	Score	RPI	S	Opponent	Score	RPI	S	Opponent	Score	RPI	S	Opponent	Score
8	N	Stanford	39 87	28	H	Creighton	62 54	54	H	UNI	61 63	114	H	Abilene Christian	81 62
				32	A	Missouri	57 64	94	N	Purdue	49 86	160	N	Northeastern	87 73
				33	H	Drake	78 83					163	A	Missouri St.	62 73
				41	H	South Dakota St.	58 78					187	A	Indiana St.	56 42
				50	A	UT Arlington	70 74					200	A	Southern Ill.	54 77
LAST 12 Division I GAMES:															
				302	A	Loyola Chicago	83 64	163	A	Missouri St.	62 73				
				187	A	Indiana St.	56 42	54	H	UNI	61 63				
				313	H	Illinois St.	67 45	33	H	Drake	78 83				
				227	H	Bradley	65 54	41	H	South Dakota St.	58 78				
				278	A	Evansville	74 67	335	H	Incarnate Word	73 63				
				200	A	Southern Ill.	54 77	114	H	Abilene Christian	81 62				

Non-Div I Games:

Wichita St.

■ Loss,
■ Non-Conf,
■ S Site,
■ H Home
■ A Away
N Neutral

Average RPI Win:	243	WON-LOST	WINNING	LAST 10	STRENGTH OF	OPP. STRENGTH	TEAM	ADJ.	CONF.	ADJ CONF.
Average RPI Loss:	126	RECORD	PCT. RANK	GAMES	SCHEDULE	OF SCHEDULE	RPI	RPI	RPI	RPI
DIV. I ONLY	11- 10	155	6- 4	219	184	172	172	20	20	
DIV. I NON-CONF.	5- 7	205	0- 2	166	147	183	183	21	21	
TOTALS	RPI 1-25	RPI 26-50	W-L RECORDS	RPI 51-100	RPI 101-150	RPI 150+				
11- 10	0- 2	0- 0	OVERALL	0- 2	1- 3	10- 3				
8- 1	0- 0	0- 0	HOME	0- 0	1- 0	7- 1				
3- 8	0- 1	0- 0	AWAY	0- 2	0- 3	3- 2				
0- 1	0- 1	0- 0	NEUTRAL	0- 0	0- 0	0- 0				
5- 7	0- 2	0- 0	NON-CONFERENCE	0- 1	0- 2	5- 2				
4- 0	0- 0	0- 0	HOME	0- 0	0- 0	4- 0				
1- 6	0- 1	0- 0	AWAY	0- 1	0- 2	1- 2				
0- 1	0- 1	0- 0	NEUTRAL	0- 0	0- 0	0- 0				
6- 3	0- 0	0- 0	CONFERENCE	0- 1	1- 1	5- 1				
4- 1	0- 0	0- 0	HOME	0- 0	1- 0	3- 1				
2- 2	0- 0	0- 0	AWAY	0- 1	0- 1	2- 0				
0- 0	0- 0	0- 0	NEUTRAL	0- 0	0- 0	0- 0				

RPI 1-25				RPI 26-50				RPI 51-100				RPI 101+ Team's RPI: 172			
RPI	S	Opponent	Score	RPI	S	Opponent	Score	RPI	S	Opponent	Score	RPI	S	Opponent	Score
15	A	Kentucky	46 70					84	A	St. John's (NY)	36 54	118	A	Maine	71 84
19	N	Miami (FL)	53 77					89	A	New Hampshire	58 71	121	A	Fordham	82 89
												133	H	Hartford	82 71
												134	A	Yale	53 64
												168	H	Army West Point	65 59
												170	H	Fairfield	59 45
												191	H	Siena	88 86
												196	A	Binghamton	67 61
												206	A	Dartmouth	61 69
												221	A	St. Bonaventure	59 67
												242	H	Stony Brook	64 54
												250	H	UMBC	56 64
												270	H	Boston U.	69 54
												280	H	Vermont	64 53
												337	A	UMass Lowell	79 60
												337	H	UMass Lowell	93 69
												345	A	Wagner	75 50
LAST 12 Division I GAMES:															
337	A	UMass Lowell	79 60	89	A	New Hampshire	58 71								
133	H	Hartford	82 71	242	H	Stony Brook	64 54								
280	H	Vermont	64 53	337	H	UMass Lowell	93 69								
118	A	Maine	71 84	206	A	Dartmouth	61 69								
196	A	Binghamton	67 61	221	A	St. Bonaventure	59 67								
250	H	UMBC	56 64	345	A	Wagner	75 50								

Non-Div I Games: Post 85 61

Albany (NY)

■ Loss,
 ■ Non-Conf,
 ■ S Site,
 ■ H Home
 ■ A Away
 N Neutral

Average RPI Win:	216	WON-LOST	WINNING	LAST 10	STRENGTH OF	OPP. STRENGTH	TEAM	ADJ.	CONF.	ADJ CONF.
Average RPI Loss:	129	RECORD	PCT. RANK	GAMES	SCHEDULE	OF SCHEDULE	RPI	RPI	RPI	RPI
DIV. I ONLY	9- 11	204	5- 5	136	159	173	173	15	15	
DIV. I NON-CONF.	4- 6	209	0- 2	189	218	210	210	17	17	
TOTALS	RPI 1-25	RPI 26-50	W-L RECORDS	RPI 51-100	RPI 101-150	RPI 150+				
9- 11	0- 1	0- 1	OVERALL	1- 2	1- 3	7- 4				
5- 5	0- 1	0- 1	HOME	1- 1	1- 2	3- 0				
4- 6	0- 0	0- 0	AWAY	0- 1	0- 1	4- 4				
0- 0	0- 0	0- 0	NEUTRAL	0- 0	0- 0	0- 0				
4- 6	0- 1	0- 1	NON-CONFERENCE	0- 0	0- 2	4- 2				
2- 3	0- 1	0- 1	HOME	0- 0	0- 1	2- 0				
2- 3	0- 0	0- 0	AWAY	0- 0	0- 1	2- 2				
0- 0	0- 0	0- 0	NEUTRAL	0- 0	0- 0	0- 0				
5- 5	0- 0	0- 0	CONFERENCE	1- 2	1- 1	3- 2				
3- 2	0- 0	0- 0	HOME	1- 1	1- 1	1- 0				
2- 3	0- 0	0- 0	AWAY	0- 1	0- 0	2- 2				
0- 0	0- 0	0- 0	NEUTRAL	0- 0	0- 0	0- 0				

RPI 1-25				RPI 26-50				RPI 51-100				RPI 101+ Team's RPI: 173			
RPI	S	Opponent	Score	RPI	S	Opponent	Score	RPI	S	Opponent	Score	RPI	S	Opponent	Score
24	H	Auburn	66 76	29	H	LSU	73 77	82	H	Charlotte	80 54	101	H	SFA	58 60
								83	H	Middle Tenn.	65 79	122	A	Clemson	67 78
								90	A	Western Ky.	58 67	124	H	Southern Miss.	72 61
												126	H	Old Dominion	64 69
												152	A	Rice	70 67
												157	A	UTSA	61 63
												186	A	Memphis	54 56
												190	H	UAB	64 63
												204	A	Louisiana	72 80
												216	A	North Texas	72 65
												264	H	Grambling	69 55
												279	A	McNeese	66 56
												292	A	UTEP	62 69
												307	H	Nicholls St.	68 52
												331	A	La.-Monroe	73 53
LAST 12 Division I GAMES:															
90	A	Western Ky.	58 67	82	H	Charlotte	80 54								
83	H	Middle Tenn.	65 79	157	A	UTSA	61 63								
190	H	UAB	64 63	292	A	UTEP	62 69								
216	A	North Texas	72 65	124	H	Southern Miss.	72 61								
152	A	Rice	70 67	204	A	Louisiana	72 80								
126	H	Old Dominion	64 69	186	A	Memphis	54 56								

Non-Div I Games: LSU-Alexandria 103 63

Louisiana Tech

■ Loss,
 ■ Non-Conf, S Site,
 ■ Home
 ■ Away
 N Neutral

Average RPI Win:	228	WON-LOST	WINNING	LAST 10	STRENGTH OF	OPP. STRENGTH	TEAM	ADJ.	CONF.	ADJ CONF.
Average RPI Loss:	81	RECORD	PCT. RANK	GAMES	SCHEDULE	OF SCHEDULE	RPI	RPI	RPI	RPI
DIV. I ONLY	10- 12	199	1- 9	124	99	174	174	7	7	
DIV. I NON-CONF.	8- 3	67	1- 0	224	249	123	123	7	7	
TOTALS	RPI 1-25	RPI 26-50	W-L RECORDS	RPI 51-100	RPI 101-150	RPI 150+				
10- 12	0- 2	1- 3	OVERALL	0- 4	0- 1	9- 2				
7- 4	0- 0	1- 1	HOME	0- 2	0- 0	6- 1				
2- 6	0- 1	0- 2	AWAY	0- 2	0- 0	2- 1				
1- 2	0- 1	0- 0	NEUTRAL	0- 0	0- 1	1- 0				
8- 3	0- 1	1- 0	NON-CONFERENCE	0- 1	0- 1	7- 0				
6- 0	0- 0	1- 0	HOME	0- 0	0- 0	5- 0				
1- 1	0- 0	0- 0	AWAY	0- 1	0- 0	1- 0				
1- 2	0- 1	0- 0	NEUTRAL	0- 0	0- 1	1- 0				
2- 9	0- 1	0- 3	CONFERENCE	0- 3	0- 0	2- 2				
1- 4	0- 0	0- 1	HOME	0- 2	0- 0	1- 1				
1- 5	0- 1	0- 2	AWAY	0- 1	0- 0	1- 1				
0- 0	0- 0	0- 0	NEUTRAL	0- 0	0- 0	0- 0				

RPI 1-25				RPI 26-50				RPI 51-100				RPI 101+ Team's RPI: 174			
RPI	S	Opponent	Score	RPI	S	Opponent	Score	RPI	S	Opponent	Score	RPI	S	Opponent	Score
16	A	DePaul	69 85	28	A	Creighton	52 63	63	A	Wake Forest	45 58	124	N	Southern Miss.	59 73
23	N	Oklahoma	69 81	31	H	Michigan	61 58	64	H	Villanova	47 72	154	A	Providence	54 51
				39	A	Marquette	61 85	84	A	St. John's (NY)	55 64	156	A	Cincinnati	72 61
				40	H	Georgetown	64 69	84	H	St. John's (NY)	48 65	183	A	Seton Hall	62 71
												183	H	Seton Hall	72 64
												223	H	Butler	62 65
												233	H	Tennessee St.	63 54
												285	H	Southeast Mo. St.	54 48
												287	H	North Florida	83 46
												299	N	Kennesaw St.	75 52
												315	H	Ark.-Pine Bluff	62 41
												341	H	Delaware St.	86 53
LAST 12 Division I GAMES:															
84	A	St. John's (NY)	55 64	223	H	Butler	62 65								
183	A	Seton Hall	62 71	183	H	Seton Hall	72 64								
64	H	Villanova	47 72	84	H	St. John's (NY)	48 65								
40	H	Georgetown	64 69	28	A	Creighton	52 63								
16	A	DePaul	69 85	154	A	Providence	54 51								
39	A	Marquette	61 85	299	N	Kennesaw St.	75 52								

Non-Div I Games:

Xavier

Average RPI Win:	263	WON-LOST	WINNING	LAST 10	STRENGTH OF	OPP. STRENGTH	TEAM	ADJ.	CONF.	ADJ CONF.
Average RPI Loss:	100	RECORD	PCT. RANK	GAMES	SCHEDULE	OF SCHEDULE	RPI	RPI	RPI	RPI
DIV. I ONLY	10- 10	167	5- 5	166	213	175	175	21	21	
DIV. I NON-CONF.	4- 5	198	1- 0	254	117	193	193	20	20	
TOTALS	RPI 1-25	RPI 26-50	W-L RECORDS	RPI 51-100	RPI 101-150	RPI 150+				
10- 10	0- 0	1- 3	OVERALL	0- 2	0- 3	9- 2				
6- 4	0- 0	1- 0	HOME	0- 0	0- 2	5- 2				
4- 6	0- 0	0- 3	AWAY	0- 2	0- 1	4- 0				
0- 0	0- 0	0- 0	NEUTRAL	0- 0	0- 0	0- 0				
4- 5	0- 0	0- 2	NON-CONFERENCE	0- 2	0- 1	4- 0				
2- 1	0- 0	0- 0	HOME	0- 0	0- 1	2- 0				
2- 4	0- 0	0- 2	AWAY	0- 2	0- 0	2- 0				
0- 0	0- 0	0- 0	NEUTRAL	0- 0	0- 0	0- 0				
6- 5	0- 0	1- 1	CONFERENCE	0- 0	0- 2	5- 2				
4- 3	0- 0	1- 0	HOME	0- 0	0- 1	3- 2				
2- 2	0- 0	0- 1	AWAY	0- 0	0- 1	2- 0				
0- 0	0- 0	0- 0	NEUTRAL	0- 0	0- 0	0- 0				

RPI S	Opponent	Score	RPI S	Opponent	Score	RPI S	Opponent	Score	RPI S	Opponent	Score	Team's RPI: 175
31	A Michigan	63 101	51	A Indiana	59 84	128	H Ball St.	59 66				
34	A Green Bay	47 89	80	A Central Mich.	67 70	138	A Wright St.	66 84				
34	H Green Bay	74 71				138	H Wright St.	61 73				
46	A Michigan St.	74 81				159	H Detroit	71 80				
						164	A Milwaukee	75 73				
						193	H Cleveland St.	62 74				
						266	A Northern Ky.	61 47				
						276	H North Dakota St.	95 66				
						280	H Vermont	79 55				
						317	A Fort Wayne	82 61				
						318	H Ill.-Chicago	81 58				
						319	H Youngstown St.	80 54				
						322	H Valparaiso	104 63				
						329	A Chicago St.	80 60				
LAST 12 Division I GAMES:												
34	H Green Bay	74 71	34	A Green Bay	47 89							
138	A Wright St.	66 84	164	A Milwaukee	75 73							
266	A Northern Ky.	61 47	159	H Detroit	71 80							
319	H Youngstown St.	80 54	322	H Valparaiso	104 63							
193	H Cleveland St.	62 74	318	H Ill.-Chicago	81 58							
138	H Wright St.	61 73	280	H Vermont	79 55							

Non-Div I Games: Concordia (MI) 99 32 Marygrove 126 31

Oakland

Loss, Non-Conf, S Site, H Home A Away N Neutral

Average RPI Win: 241	WON-LOST	WINNING	LAST 10	STRENGTH OF	OPP. STRENGTH	TEAM	ADJ.	CONF.	ADJ CONF.
Average RPI Loss: 122	RECORD	PCT. RANK	GAMES	SCHEDULE	OF SCHEDULE	RPI	RPI	RPI	RPI
DIV. I ONLY	10- 9	149	5- 5	189	196	176	176	13	13
DIV. I NON-CONF.	5- 4	143	1- 1	140	196	143	143	15	15
TOTALS	RPI 1-25	RPI 26-50	W-L RECORDS	RPI 51-100	RPI 101-150	RPI 150+			
10- 9	0- 1	0- 1	OVERALL	1- 3	0- 1	9- 3			
4- 5	0- 0	0- 1	HOME	0- 0	0- 1	4- 3			
4- 4	0- 1	0- 0	AWAY	0- 3	0- 0	4- 0			
2- 0	0- 0	0- 0	NEUTRAL	1- 0	0- 0	1- 0			
5- 4	0- 1	0- 1	NON-CONFERENCE	1- 0	0- 0	4- 2			
1- 3	0- 0	0- 1	HOME	0- 0	0- 0	1- 2			
2- 1	0- 1	0- 0	AWAY	0- 0	0- 0	2- 0			
2- 0	0- 0	0- 0	NEUTRAL	1- 0	0- 0	1- 0			
5- 5	0- 0	0- 0	CONFERENCE	0- 3	0- 1	5- 1			
3- 2	0- 0	0- 0	HOME	0- 0	0- 1	3- 1			
2- 3	0- 0	0- 0	AWAY	0- 3	0- 0	2- 0			
0- 0	0- 0	0- 0	NEUTRAL	0- 0	0- 0	0- 0			

RPI 1-25				RPI 26-50				RPI 51-100				RPI 101+ Team's RPI: 176			
RPI	S	Opponent	Score	RPI	S	Opponent	Score	RPI	S	Opponent	Score	RPI	S	Opponent	Score
10	A	Washington	54 85	48	H	Utah	55 65	75	A	Boise St.	66 67	148	H	New Mexico	54 80
								76	A	Colorado St.	56 73	161	H	San Francisco	61 48
								78	N	Belmont	62 53	192	H	San Jose St.	88 74
								95	A	Wyoming	48 70	203	H	CSUN	57 61
												207	A	Pacific	74 67
												210	H	Utah St.	47 52
												236	H	UC Santa Barbara	49 50
												243	A	Weber St.	60 57
												286	A	Nevada	71 70
												286	H	Nevada	68 54
												316	A	Air Force	72 56
												316	H	Air Force	63 40
												327	N	UC Irvine	63 45
LAST 12 Division I GAMES:															
316	A	Air Force	72 56	192	H	San Jose St.	88 74								
210	H	Utah St.	47 52	95	A	Wyoming	48 70								
286	H	Nevada	68 54	286	A	Nevada	71 70								
76	A	Colorado St.	56 73	148	H	New Mexico	54 80								
75	A	Boise St.	66 67	243	A	Weber St.	60 57								
316	H	Air Force	63 40	236	H	UC Santa Barbara	49 50								

Non-Div I Games: Biola 71 50 Cal St. Dom. Hills 73 60

Fresno St.

■ Loss,
 ■ Non-Conf,
 ■ S Site,
 ■ Home
 ■ A Away
 N Neutral

Average RPI Win:	249	WON-LOST	WINNING	LAST 10	STRENGTH OF	OPP. STRENGTH	TEAM	ADJ.	CONF.	ADJ CONF.
Average RPI Loss:	131	RECORD	PCT. RANK	GAMES	SCHEDULE	OF SCHEDULE	RPI	RPI	RPI	RPI
DIV. I ONLY	14- 9	123	8- 2	287	147	177	177	19	19	
DIV. I NON-CONF.	8- 7	164	2- 2	307	99	228	228	22	22	
TOTALS	RPI 1-25	RPI 26-50	W-L RECORDS	RPI 51-100	RPI 101-150	RPI 150+				
14- 9	0- 2	0- 0	OVERALL	0- 1	1- 3	13- 3				
7- 4	0- 2	0- 0	HOME	0- 0	1- 1	6- 1				
6- 4	0- 0	0- 0	AWAY	0- 1	0- 1	6- 2				
1- 1	0- 0	0- 0	NEUTRAL	0- 0	0- 1	1- 0				
8- 7	0- 2	0- 0	NON-CONFERENCE	0- 0	1- 2	7- 3				
4- 4	0- 2	0- 0	HOME	0- 0	1- 1	3- 1				
3- 2	0- 0	0- 0	AWAY	0- 0	0- 0	3- 2				
1- 1	0- 0	0- 0	NEUTRAL	0- 0	0- 1	1- 0				
6- 2	0- 0	0- 0	CONFERENCE	0- 1	0- 1	6- 0				
3- 0	0- 0	0- 0	HOME	0- 0	0- 0	3- 0				
3- 2	0- 0	0- 0	AWAY	0- 1	0- 1	3- 0				
0- 0	0- 0	0- 0	NEUTRAL	0- 0	0- 0	0- 0				

RPI 1-25				RPI 26-50				RPI 51-100				RPI 101+ Team's RPI: 177			
RPI	S	Opponent	Score	RPI	S	Opponent	Score	RPI	S	Opponent	Score	RPI	S	Opponent	Score
13	H	Tennessee	58 83					92	A	Chattanooga	45 60	110	H	Vanderbilt	72 80
25	H	Elon	51 79									117	A	Mercer	55 72
												118	N	Maine	48 61
												126	H	Old Dominion	70 60
												185	H	Appalachian St.	68 71
												223	A	Butler	68 59
												226	A	Campbell	56 55
												231	A	Wofford	77 69
												232	A	Samford	69 57
												232	H	Samford	61 56
												247	H	Murray St.	79 60
												248	A	Furman	74 64
												253	H	UNCG	60 52
												254	A	Austin Peay	74 77
												257	A	Tennessee Tech	82 76
												266	A	Northern Ky.	56 62
												291	H	Davidson	76 56
												293	N	Coppin St.	70 58
												297	H	Western Caro.	76 57
												326	H	Winthrop	62 45
LAST 12 Division I GAMES:															
232	H	Samford	61 56	232	A	Samford	69 57								
231	A	Wofford	77 69	117	A	Mercer	55 72								
248	A	Furman	74 64	126	H	Old Dominion	70 60								
297	H	Western Caro.	76 57	293	N	Coppin St.	70 58								
253	H	UNCG	60 52	118	N	Maine	48 61								
92	A	Chattanooga	45 60	25	H	Elon	51 79								

Non-Div I Games:

ETSU

■ Loss,
 ■ Non-Conf, S Site,
 ■ Home
 ■ Away
 N Neutral

Average RPI Win: 222	WON-LOST	WINNING	LAST 10	STRENGTH OF	OPP. STRENGTH	TEAM	ADJ.	CONF.	ADJ CONF.
Average RPI Loss: 97	RECORD	PCT. RANK	GAMES	SCHEDULE	OF SCHEDULE	RPI	RPI	RPI	RPI
DIV. I ONLY	8- 14	244	2- 8	85	104	178	178	5	5
DIV. I NON-CONF.	7- 6	157	2- 1	173	244	163	163	6	6
TOTALS	RPI 1-25	RPI 26-50	W-L RECORDS	RPI 51-100	RPI 101-150	RPI 150+			
8- 14	0- 1	0- 3	OVERALL	0- 3	1- 4	7- 3			
5- 6	0- 0	0- 2	HOME	0- 0	1- 3	4- 1			
3- 7	0- 1	0- 1	AWAY	0- 3	0- 0	3- 2			
0- 1	0- 0	0- 0	NEUTRAL	0- 0	0- 1	0- 0			
7- 6	0- 0	0- 0	NON-CONFERENCE	0- 3	0- 2	7- 1			
4- 2	0- 0	0- 0	HOME	0- 0	0- 1	4- 1			
3- 3	0- 0	0- 0	AWAY	0- 3	0- 0	3- 0			
0- 1	0- 0	0- 0	NEUTRAL	0- 0	0- 1	0- 0			
1- 8	0- 1	0- 3	CONFERENCE	0- 0	1- 2	0- 2			
1- 4	0- 0	0- 2	HOME	0- 0	1- 2	0- 0			
0- 4	0- 1	0- 1	AWAY	0- 0	0- 0	0- 2			
0- 0	0- 0	0- 0	NEUTRAL	0- 0	0- 0	0- 0			

RPI 1-25				RPI 26-50				RPI 51-100				RPI 101+ Team's RPI: 178			
RPI	S	Opponent	Score	RPI	S	Opponent	Score	RPI	S	Opponent	Score	RPI	S	Opponent	Score
1	A	UConn	42 91	30	H	Temple	57 69	60	A	Texas Tech	60 84	109	H	SMU	45 66
				35	A	Tulane	56 82	77	A	UNLV	53 64	113	N	Central Ark.	55 69
				35	H	Tulane	49 57	96	A	Long Beach St.	55 65	117	H	Mercer	60 64
												136	H	UCF	48 62
												140	H	Tulsa	71 66
												156	A	Cincinnati	64 85
												157	A	UTSA	56 49
												184	H	Rutgers	53 51
												186	A	Memphis	65 66
												198	H	Col. of Charleston	79 63
												204	A	Louisiana	69 64
												209	H	Texas St.	56 61
												260	A	UTRGV	68 52
												298	H	Alcorn	85 70
												336	H	Southeastern La.	83 80
LAST 12 Division I GAMES:															
35	H	Tulane	49 57	136	H	UCF	48 62								
1	A	UConn	42 91	156	A	Cincinnati	64 85								
186	A	Memphis	65 66	140	H	Tulsa	71 66								
109	H	SMU	45 66	298	H	Alcorn	85 70								
30	H	Temple	57 69	113	N	Central Ark.	55 69								
35	A	Tulane	56 82	157	A	UTSA	56 49								

Non-Div I Games:

Houston

■ Loss,
 ■ Non-Conf, S Site,
 ■ Home
 ■ Away
 N Neutral

Average RPI Win:	268	WON-LOST	WINNING	LAST 10	STRENGTH OF	OPP. STRENGTH	TEAM	ADJ.	CONF.	ADJ CONF.
Average RPI Loss:	128	RECORD	PCT. RANK	GAMES	SCHEDULE	OF SCHEDULE	RPI	RPI	RPI	RPI
DIV. I ONLY	13- 6	77	7- 2	331	183	179	179	29	29	
DIV. I NON-CONF.	6- 6	165	1- 3	290	108	206	206	29	29	
TOTALS	RPI 1-25	RPI 26-50	W-L RECORDS	RPI 51-100	RPI 101-150	RPI 150+				
13- 6	0- 0	0- 0	OVERALL	0- 2	1- 3	12- 1				
7- 1	0- 0	0- 0	HOME	0- 0	1- 1	6- 0				
5- 2	0- 0	0- 0	AWAY	0- 0	0- 1	5- 1				
1- 3	0- 0	0- 0	NEUTRAL	0- 2	0- 1	1- 0				
6- 6	0- 0	0- 0	NON-CONFERENCE	0- 2	1- 3	5- 1				
3- 1	0- 0	0- 0	HOME	0- 0	1- 1	2- 0				
2- 2	0- 0	0- 0	AWAY	0- 0	0- 1	2- 1				
1- 3	0- 0	0- 0	NEUTRAL	0- 2	0- 1	1- 0				
7- 0	0- 0	0- 0	CONFERENCE	0- 0	0- 0	7- 0				
4- 0	0- 0	0- 0	HOME	0- 0	0- 0	4- 0				
3- 0	0- 0	0- 0	AWAY	0- 0	0- 0	3- 0				
0- 0	0- 0	0- 0	NEUTRAL	0- 0	0- 0	0- 0				

RPI 1-25				RPI 26-50				RPI 51-100				RPI 101+ Team's RPI: 179					
RPI	S	Opponent	Score	RPI	S	Opponent	Score	RPI	S	Opponent	Score	RPI	S	Opponent	Score		
								55	N	Quinnipiac	46	49	115	H	Arizona	63	74
								77	N	UNLV	47	52	146	N	Santa Clara	46	60
													148	A	New Mexico	55	84
													148	H	New Mexico	77	70
													192	H	San Jose St.	66	55
													214	A	Grand Canyon	81	65
													224	H	Seattle U	73	69
													228	A	Hawaii	53	56
													261	N	Sacramento St.	99	73
													282	A	Northern Ariz.	79	68
													292	A	UTEP	67	59
													301	A	CSU Bakersfield	64	55
													303	H	Pepperdine	75	66
													304	A	UMKC	60	43
													304	H	UMKC	78	72
													329	H	Chicago St.	100	63
													330	H	Utah Valley	63	46
LAST 12 Division I GAMES:																	
330	H	Utah Valley	63	46	304	H	UMKC	78	72								
224	H	Seattle U	73	69	146	N	Santa Clara	46	60								
304	A	UMKC	60	43	77	N	UNLV	47	52								
301	A	CSU Bakersfield	64	55	55	N	Quinnipiac	46	49								
214	A	Grand Canyon	81	65	292	A	UTEP	67	59								
329	H	Chicago St.	100	63	282	A	Northern Ariz.	79	68								

Non-Div I Games: N.M. Highlands 94 37 Western N.M. 85 28

New Mexico St.

■ Loss,
 ■ Non-Conf, S Site,
 ■ Home
 ■ Away
 N Neutral

Average RPI Win:	209	WON-LOST	WINNING	LAST 10	STRENGTH OF	OPP. STRENGTH	TEAM	ADJ.	CONF.	ADJ CONF.
Average RPI Loss:	127	RECORD	PCT. RANK	GAMES	SCHEDULE	OF SCHEDULE	RPI	RPI	RPI	RPI
DIV. I ONLY	8- 11	220	2- 8	139	169	180	180	8	8	
DIV. I NON-CONF.	7- 4	114	3- 1	164	298	112	112	8	8	
TOTALS	RPI 1-25	RPI 26-50	W-L RECORDS	RPI 51-100	RPI 101-150	RPI 150+				
8- 11	0- 1	0- 1	OVERALL	0- 2	2- 3	6- 4				
4- 5	0- 1	0- 0	HOME	0- 0	0- 2	4- 2				
4- 6	0- 0	0- 1	AWAY	0- 2	2- 1	2- 2				
0- 0	0- 0	0- 0	NEUTRAL	0- 0	0- 0	0- 0				
7- 4	0- 0	0- 0	NON-CONFERENCE	0- 1	2- 2	5- 1				
4- 1	0- 0	0- 0	HOME	0- 0	0- 1	4- 0				
3- 3	0- 0	0- 0	AWAY	0- 1	2- 1	1- 1				
0- 0	0- 0	0- 0	NEUTRAL	0- 0	0- 0	0- 0				
1- 7	0- 1	0- 1	CONFERENCE	0- 1	0- 1	1- 3				
0- 4	0- 1	0- 0	HOME	0- 0	0- 1	0- 2				
1- 3	0- 0	0- 1	AWAY	0- 1	0- 0	1- 1				
0- 0	0- 0	0- 0	NEUTRAL	0- 0	0- 0	0- 0				

RPI	S	Opponent	Score	RPI	S	Opponent	Score	RPI	S	Opponent	Score	RPI	S	Opponent	Score	Team's RPI: 180
25	H	Elon	53 64	44	A	James Madison	57 93	70	A	Drexel	43 65	104	A	UC Davis	64 60	
								71	A	Buffalo	50 74	106	A	Navy	69 78	
												108	H	Delaware	56 73	
												133	H	Hartford	67 69	
												137	A	Saint Joseph's	75 64	
												155	A	Towson	70 61	
												160	H	Northeastern	51 53	
												182	H	American	72 67	
												198	A	Col. of Charleston	55 71	
												217	H	UNCW	54 56	
												237	H	Marist	62 42	
												242	A	Stony Brook	67 64	
												261	A	Sacramento St.	85 97	
												274	H	Massachusetts	71 55	
												341	H	Delaware St.	64 44	
LAST 12 Division I GAMES:																
25	H	Elon	53 64	44	A	James Madison	57 93	160	H	Northeastern	51 53	133	H	Hartford	67 69	
198	A	Col. of Charleston	55 71	70	A	Drexel	43 65	137	A	Saint Joseph's	75 64	182	H	American	72 67	
70	A	Drexel	43 65	217	H	UNCW	54 56	182	H	American	72 67	274	H	Massachusetts	71 55	
217	H	UNCW	54 56	108	H	Delaware	56 73	274	H	Massachusetts	71 55					
108	H	Delaware	56 73	155	A	Towson	70 61									

Non-Div I Games:

Hofstra

■ Loss,
 ■ Non-Conf, S Site,
 ■ Home
 ■ Away
 N Neutral

Illinois

Through Games Of Feb. 2, 2017

Average RPI Win:	197	WON-LOST	WINNING	LAST 10	STRENGTH OF	OPP. STRENGTH	TEAM	ADJ.	CONF.	ADJ CONF.
Average RPI Loss:	80	RECORD	PCT. RANK	GAMES	SCHEDULE	OF SCHEDULE	RPI	RPI	RPI	RPI
DIV. I ONLY	8- 15	258	3- 7	47	93	181	181	6	6	
DIV. I NON-CONF.	5- 8	218	0- 2	66	277	203	203	5	5	
TOTALS	RPI 1-25	RPI 26-50	W-L RECORDS	RPI 51-100	RPI 101-150	RPI 150+				
8- 15	0- 1	0- 3	OVERALL	2- 8	1- 1	5- 2				
8- 6	0- 1	0- 1	HOME	2- 1	1- 1	5- 2				
0- 9	0- 0	0- 2	AWAY	0- 7	0- 0	0- 0				
0- 0	0- 0	0- 0	NEUTRAL	0- 0	0- 0	0- 0				
5- 8	0- 0	0- 0	NON-CONFERENCE	1- 5	1- 1	3- 2				
5- 4	0- 0	0- 0	HOME	1- 1	1- 1	3- 2				
0- 4	0- 0	0- 0	AWAY	0- 4	0- 0	0- 0				
0- 0	0- 0	0- 0	NEUTRAL	0- 0	0- 0	0- 0				
3- 7	0- 1	0- 3	CONFERENCE	1- 3	0- 0	2- 0				
3- 2	0- 1	0- 1	HOME	1- 0	0- 0	2- 0				
0- 5	0- 0	0- 2	AWAY	0- 3	0- 0	0- 0				
0- 0	0- 0	0- 0	NEUTRAL	0- 0	0- 0	0- 0				

RPI S	Opponent	Score	RPI S	Opponent	Score	RPI S	Opponent	Score	RPI S	Opponent	Score	Team's RPI: 181
18	H Maryland	49 94	27	A Ohio St.	64 88	53	A Minnesota	50 78	117	H Mercer	33 51	
			31	H Michigan	70 86	56	A Iowa	58 78	138	H Wright St.	76 72	
			46	A Michigan St.	47 71	56	H Iowa	70 65	166	H Nebraska	79 59	
						61	A Ohio	68 80	184	H Rutgers	78 41	
						63	H Wake Forest	70 79	186	H Memphis	54 64	
						67	A South Dakota	68 77	234	H Marshall	53 55	
						69	A George Washington	56 72	310	H USC Upstate	77 57	
						80	A Central Mich.	51 82	315	H Ark.-Pine Bluff	70 58	
						88	H FGCU	82 73	317	H Fort Wayne	56 33	
						98	A Penn St.	66 82				
LAST 12 Division I GAMES:												
31	H Michigan	70 86	56	A Iowa	58 78							
98	A Penn St.	66 82	184	H Rutgers	78 41							
18	H Maryland	49 94	46	A Michigan St.	47 71							
27	A Ohio St.	64 88	56	H Iowa	70 65							
53	A Minnesota	50 78	61	A Ohio	68 80							
166	H Nebraska	79 59	80	A Central Mich.	51 82							

Non-Div I Games:

Illinois

Loss, Non-Conf, S Site, H Home A Away N Neutral

Average RPI Win:	237	WON-LOST	WINNING	LAST 10	STRENGTH OF	OPP. STRENGTH	TEAM	ADJ.	CONF.	ADJ CONF.
Average RPI Loss:	148	RECORD	PCT. RANK	GAMES	SCHEDULE	OF SCHEDULE	RPI	RPI	RPI	RPI
DIV. I ONLY	10- 11	186	7- 3	176	242	182	182	23	23	
DIV. I NON-CONF.	3- 8	262	0- 2	115	203	230	230	25	25	
TOTALS	RPI 1-25	RPI 26-50	W-L RECORDS	RPI 51-100	RPI 101-150	RPI 150+				
10- 11	0- 0	1- 2	OVERALL	1- 1	0- 3	8- 5				
6- 3	0- 0	1- 0	HOME	1- 0	0- 2	4- 1				
4- 6	0- 0	0- 2	AWAY	0- 1	0- 0	4- 3				
0- 2	0- 0	0- 0	NEUTRAL	0- 0	0- 1	0- 1				
3- 8	0- 0	0- 1	NON-CONFERENCE	1- 1	0- 3	2- 3				
2- 2	0- 0	0- 0	HOME	1- 0	0- 2	1- 0				
1- 4	0- 0	0- 1	AWAY	0- 1	0- 0	1- 2				
0- 2	0- 0	0- 0	NEUTRAL	0- 0	0- 1	0- 1				
7- 3	0- 0	1- 1	CONFERENCE	0- 0	0- 0	6- 2				
4- 1	0- 0	1- 0	HOME	0- 0	0- 0	3- 1				
3- 2	0- 0	0- 1	AWAY	0- 0	0- 0	3- 1				
0- 0	0- 0	0- 0	NEUTRAL	0- 0	0- 0	0- 0				

RPI 1-25				RPI 26-50				RPI 51-100				RPI 101+ Team's RPI: 182			
RPI	S	Opponent	Score	RPI	S	Opponent	Score	RPI	S	Opponent	Score	RPI	S	Opponent	Score
				31	A	Michigan	33 82	69	H	George Washington	66 61	108	H	Delaware	55 56
				47	A	Bucknell	67 73	98	A	Penn St.	65 70	120	N	VCU	62 68
				47	H	Bucknell	59 47					130	H	William & Mary	34 48
												158	A	La Salle	59 63
												168	A	Army West Point	51 53
												180	A	Hofstra	67 72
												245	A	Loyola Maryland	60 45
												250	H	UMBC	70 53
												268	A	Colgate	73 62
												268	H	Colgate	68 57
												270	H	Boston U.	73 62
												272	N	Georgia St.	58 59
												309	H	Lehigh	68 51
												314	H	Holy Cross	60 61
												319	A	Youngstown St.	77 64
												324	A	Lafayette	76 52
LAST 12 Division I GAMES:															
				47	H	Bucknell	59 47	309	H	Lehigh	68 51				
				268	A	Colgate	73 62	47	A	Bucknell	67 73				
				314	H	Holy Cross	60 61	268	H	Colgate	68 57				
				324	A	Lafayette	76 52	245	A	Loyola Maryland	60 45				
				168	A	Army West Point	51 53	31	A	Michigan	33 82				
				270	H	Boston U.	73 62	98	A	Penn St.	65 70				

Non-Div I Games:

American

■ Loss,
 ■ Non-Conf,
 S Site,
 ■ Home
 ■ Away
 N Neutral

Average RPI Win:	196	WON-LOST	WINNING	LAST 10	STRENGTH OF	OPP. STRENGTH	TEAM	ADJ.	CONF.	ADJ CONF.
Average RPI Loss:	98	RECORD	PCT. RANK	GAMES	SCHEDULE	OF SCHEDULE	RPI	RPI	RPI	RPI
DIV. I ONLY	11- 11	167	3- 7	180	65	183	183	7	7	
DIV. I NON-CONF.	7- 4	114	1- 0	253	134	158	158	7	7	
TOTALS	RPI 1-25	RPI 26-50	W-L RECORDS	RPI 51-100	RPI 101-150	RPI 150+				
11- 11	0- 1	0- 4	OVERALL	2- 2	1- 0	8- 4				
10- 4	0- 1	0- 3	HOME	2- 0	1- 0	7- 0				
1- 7	0- 0	0- 1	AWAY	0- 2	0- 0	1- 4				
0- 0	0- 0	0- 0	NEUTRAL	0- 0	0- 0	0- 0				
7- 4	0- 0	0- 1	NON-CONFERENCE	1- 1	1- 0	5- 2				
6- 1	0- 0	0- 1	HOME	1- 0	1- 0	4- 0				
1- 3	0- 0	0- 0	AWAY	0- 1	0- 0	1- 2				
0- 0	0- 0	0- 0	NEUTRAL	0- 0	0- 0	0- 0				
4- 7	0- 1	0- 3	CONFERENCE	1- 1	0- 0	3- 2				
4- 3	0- 1	0- 2	HOME	1- 0	0- 0	3- 0				
0- 4	0- 0	0- 1	AWAY	0- 1	0- 0	0- 2				
0- 0	0- 0	0- 0	NEUTRAL	0- 0	0- 0	0- 0				

RPI 1-25				RPI 26-50				RPI 51-100				RPI 101+ Team's RPI: 183			
RPI	S	Opponent	Score	RPI	S	Opponent	Score	RPI	S	Opponent	Score	RPI	S	Opponent	Score
16	H	DePaul	65 96	28	H	Creighton	60 70	53	A	Minnesota	57 90	129	H	Rider	89 81
				39	H	Marquette	77 83	63	H	Wake Forest	70 63	154	H	Providence	55 43
				40	A	Georgetown	58 77	64	A	Villanova	52 69	165	H	Boston College	71 66
				50	H	UT Arlington	61 86	84	H	St. John's (NY)	64 59	174	A	Xavier	64 72
												174	H	Xavier	71 62
												184	A	Rutgers	45 53
												208	A	Princeton	67 94
												223	A	Butler	58 79
												223	H	Butler	65 63
												237	A	Marist	76 63
												290	H	Savannah St.	74 60
												300	H	Central Conn. St.	78 70
												332	H	LIU Brooklyn	77 59
LAST 12 Division I GAMES:															
223	H	Butler	65 63	39	H	Marquette	77 83								
174	H	Xavier	71 62	16	H	DePaul	65 96								
28	H	Creighton	60 70	174	A	Xavier	64 72								
154	H	Providence	55 43	223	A	Butler	58 79								
40	A	Georgetown	58 77	84	H	St. John's (NY)	64 59								
64	A	Villanova	52 69	129	H	Rider	89 81								

Non-Div I Games:

Seton Hall

Average RPI Win:	146	WON-LOST	WINNING	LAST 10	STRENGTH OF	OPP. STRENGTH	TEAM	ADJ.	CONF.	ADJ CONF.
Average RPI Loss:	79	RECORD	PCT. RANK	GAMES	SCHEDULE	OF SCHEDULE	RPI	RPI	RPI	RPI
DIV. I ONLY	6- 17	291	3- 7	32	54	184	184	6	6	
DIV. I NON-CONF.	3- 10	280	1- 1	22	55	192	192	5	5	
TOTALS	RPI 1-25	RPI 26-50	W-L RECORDS	RPI 51-100	RPI 101-150	RPI 150+				
6- 17	0- 3	2- 4	OVERALL	1- 6	0- 0	3- 4				
6- 6	0- 1	2- 3	HOME	1- 2	0- 0	3- 0				
0- 11	0- 2	0- 1	AWAY	0- 4	0- 0	0- 4				
0- 0	0- 0	0- 0	NEUTRAL	0- 0	0- 0	0- 0				
3- 10	0- 2	1- 2	NON-CONFERENCE	0- 4	0- 0	2- 2				
3- 4	0- 1	1- 2	HOME	0- 1	0- 0	2- 0				
0- 6	0- 1	0- 0	AWAY	0- 3	0- 0	0- 2				
0- 0	0- 0	0- 0	NEUTRAL	0- 0	0- 0	0- 0				
3- 7	0- 1	1- 2	CONFERENCE	1- 2	0- 0	1- 2				
3- 2	0- 0	1- 1	HOME	1- 1	0- 0	1- 0				
0- 5	0- 1	0- 1	AWAY	0- 1	0- 0	0- 2				
0- 0	0- 0	0- 0	NEUTRAL	0- 0	0- 0	0- 0				

RPI 1-25				RPI 26-50				RPI 51-100				RPI 101+ Team's RPI: 184			
RPI	S	Opponent	Score	RPI	S	Opponent	Score	RPI	S	Opponent	Score	RPI	S	Opponent	Score
12	H	Duke	32 68	30	H	Temple	37 48	56	A	Iowa	57 71	166	A	Nebraska	58 62
18	A	Maryland	71 80	31	A	Michigan	50 63	56	H	Iowa	59 71	178	A	Houston	51 53
25	A	Elon	54 66	42	H	Northwestern	37 55	63	A	Wake Forest	43 55	181	A	Illinois	41 78
				44	H	James Madison	76 82	65	A	Virginia	54 62	183	H	Seton Hall	53 45
				46	H	Michigan St.	62 58	84	A	St. John's (NY)	39 65	205	H	Wisconsin	68 52
				47	H	Bucknell	57 53	92	H	Chattanooga	53 66	208	A	Princeton	34 64
								98	H	Penn St.	61 45	295	H	Bryant	50 42
LAST 12 Division I GAMES:															
				56	A	Iowa	57 71	181	A	Illinois	41 78				
				42	H	Northwestern	37 55	205	H	Wisconsin	68 52				
				18	A	Maryland	71 80	98	H	Penn St.	61 45				
				56	H	Iowa	59 71	31	A	Michigan	50 63				
				46	H	Michigan St.	62 58	30	H	Temple	37 48				
				166	A	Nebraska	58 62	183	H	Seton Hall	53 45				

Non-Div I Games:

Rutgers

■ Loss,
■ Non-Conf,
■ S Site,
■ H Home
■ A Away
N Neutral

Average RPI Win:	253	WON-LOST	WINNING	LAST 10	STRENGTH OF	OPP. STRENGTH	TEAM	ADJ.	CONF.	ADJ CONF.
Average RPI Loss:	122	RECORD	PCT. RANK	GAMES	SCHEDULE	OF SCHEDULE	RPI	RPI	RPI	RPI
DIV. I ONLY	8- 13	233	3- 7	119	216	185	185	22	22	
DIV. I NON-CONF.	5- 6	186	1- 1	151	190	164	164	19	19	
TOTALS	RPI 1-25	RPI 26-50	W-L RECORDS	RPI 51-100	RPI 101-150	RPI 150+				
8- 13	0- 2	0- 2	OVERALL	0- 3	0- 1	8- 5				
3- 5	0- 0	0- 1	HOME	0- 1	0- 1	3- 2				
4- 8	0- 2	0- 1	AWAY	0- 2	0- 0	4- 3				
1- 0	0- 0	0- 0	NEUTRAL	0- 0	0- 0	1- 0				
5- 6	0- 2	0- 0	NON-CONFERENCE	0- 1	0- 1	5- 2				
2- 2	0- 0	0- 0	HOME	0- 0	0- 1	2- 1				
2- 4	0- 2	0- 0	AWAY	0- 1	0- 0	2- 1				
1- 0	0- 0	0- 0	NEUTRAL	0- 0	0- 0	1- 0				
3- 7	0- 0	0- 2	CONFERENCE	0- 2	0- 0	3- 3				
1- 3	0- 0	0- 1	HOME	0- 1	0- 0	1- 1				
2- 4	0- 0	0- 1	AWAY	0- 1	0- 0	2- 2				
0- 0	0- 0	0- 0	NEUTRAL	0- 0	0- 0	0- 0				

RPI 1-25				RPI 26-50				RPI 51-100				RPI 101+ Team's RPI: 185			
RPI	S	Opponent	Score	RPI	S	Opponent	Score	RPI	S	Opponent	Score	RPI	S	Opponent	Score
13	A	Tennessee	66 92	50	A	UT Arlington	63 74	57	A	Georgia Tech	52 81	123	H	Radford	54 57
16	A	DePaul	58 99	50	H	UT Arlington	62 73	58	A	Little Rock	55 67	177	A	ETSU	71 68
								58	H	Little Rock	69 77	198	H	Col. of Charleston	62 65
												209	A	Texas St.	66 64
												209	H	Texas St.	37 53
												212	H	UNC Asheville	81 51
												244	A	Richmond	46 55
												249	A	Coastal Caro.	55 60
												255	A	Ga. Southern	50 53
												272	A	Georgia St.	67 63
												273	H	N.C. A&T	71 58
												275	A	Liberty	66 57
												281	N	Gardner-Webb	72 67
												323	H	Arkansas St.	76 50
LAST 12 Division I GAMES:															
58	A	Little Rock	55 67	58	H	Little Rock	69 77								
50	H	UT Arlington	62 73	323	H	Arkansas St.	76 50								
209	H	Texas St.	37 53	209	A	Texas St.	66 64								
255	A	Ga. Southern	50 53	50	A	UT Arlington	63 74								
272	A	Georgia St.	67 63	212	H	UNC Asheville	81 51								
249	A	Coastal Caro.	55 60	13	A	Tennessee	66 92								

Non-Div I Games:

Appalachian St.

■ Loss,
■ Non-Conf, S Site,
■ Home
■ Away
N Neutral

Average RPI Win: 199	WON-LOST	WINNING	LAST 10	STRENGTH OF	OPP. STRENGTH	TEAM	ADJ.	CONF.	ADJ CONF.
Average RPI Loss: 127	RECORD	PCT. RANK	GAMES	SCHEDULE	OF SCHEDULE	RPI	RPI	RPI	RPI
DIV. I ONLY	10- 12	199	4- 6	144	111	186	186	5	5
DIV. I NON-CONF.	7- 6	157	3- 0	278	195	227	227	6	6
TOTALS	RPI 1-25	RPI 26-50	W-L RECORDS	RPI 51-100	RPI 101-150	RPI 150+			
10- 12	0- 1	0- 2	OVERALL	0- 1	3- 4	7- 4			
8- 4	0- 0	0- 1	HOME	0- 1	2- 1	6- 1			
2- 7	0- 1	0- 1	AWAY	0- 0	1- 2	1- 3			
0- 1	0- 0	0- 0	NEUTRAL	0- 0	0- 1	0- 0			
7- 6	0- 0	0- 0	NON-CONFERENCE	0- 1	1- 2	6- 3			
6- 2	0- 0	0- 0	HOME	0- 1	1- 1	5- 0			
1- 3	0- 0	0- 0	AWAY	0- 0	0- 0	1- 3			
0- 1	0- 0	0- 0	NEUTRAL	0- 0	0- 1	0- 0			
3- 6	0- 1	0- 2	CONFERENCE	0- 0	2- 2	1- 1			
2- 2	0- 0	0- 1	HOME	0- 0	1- 0	1- 1			
1- 4	0- 1	0- 1	AWAY	0- 0	1- 2	0- 0			
0- 0	0- 0	0- 0	NEUTRAL	0- 0	0- 0	0- 0			

RPI 1-25				RPI 26-50				RPI 51-100				RPI 101+ Team's RPI: 186			
RPI	S	Opponent	Score	RPI	S	Opponent	Score	RPI	S	Opponent	Score	RPI	S	Opponent	Score
22	A	South Fla.	49 79	30	A	Temple	51 66	58	H	Little Rock	44 54	109	A	SMU	44 53
				30	H	Temple	67 73					110	H	Vanderbilt	75 59
												125	N	Arkansas	61 91
												135	H	Kansas	58 68
												136	A	UCF	65 62
												136	H	UCF	65 59
												140	A	Tulsa	52 57
												156	H	Cincinnati	59 66
												163	H	Missouri St.	69 60
												173	H	Louisiana Tech	56 54
												178	H	Houston	66 65
												181	A	Illinois	64 54
												200	A	Southern Ill.	61 69
												232	A	Samford	42 48
												285	H	Southeast Mo. St.	65 63
												286	A	Nevada	67 75
												307	H	Nicholls St.	73 62
												320	H	Northwestern St.	54 38
LAST 12 Division I GAMES:															
109	A	SMU	44 53	136	A	UCF	65 62								
136	H	UCF	65 59	140	A	Tulsa	52 57								
178	H	Houston	66 65	30	H	Temple	67 73								
30	A	Temple	51 66	110	H	Vanderbilt	75 59								
22	A	South Fla.	49 79	307	H	Nicholls St.	73 62								
156	H	Cincinnati	59 66	173	H	Louisiana Tech	56 54								

Non-Div I Games:

Memphis

■ Loss,
 ■ Non-Conf,
 ■ S Site,
 ■ H Home
 ■ A Away
 N Neutral

Average RPI Win:	224	WON-LOST	WINNING	LAST 10	STRENGTH OF	OPP. STRENGTH	TEAM	ADJ.	CONF.	ADJ CONF.
Average RPI Loss:	151	RECORD	PCT. RANK	GAMES	SCHEDULE	OF SCHEDULE	RPI	RPI	RPI	RPI
DIV. I ONLY	10- 10	167	5- 5	278	129	187	187	16	16	
DIV. I NON-CONF.	6- 5	148	2- 1	287	114	162	162	14	14	
TOTALS	RPI 1-25	RPI 26-50	W-L RECORDS	RPI 51-100	RPI 101-150	RPI 150+				
10- 10	0- 0	0- 2	OVERALL	0- 2	2- 0	8- 6				
4- 3	0- 0	0- 0	HOME	0- 1	1- 0	3- 2				
6- 7	0- 0	0- 2	AWAY	0- 1	1- 0	5- 4				
0- 0	0- 0	0- 0	NEUTRAL	0- 0	0- 0	0- 0				
6- 5	0- 0	0- 1	NON-CONFERENCE	0- 1	2- 0	4- 3				
2- 1	0- 0	0- 0	HOME	0- 1	1- 0	1- 0				
4- 4	0- 0	0- 1	AWAY	0- 0	1- 0	3- 3				
0- 0	0- 0	0- 0	NEUTRAL	0- 0	0- 0	0- 0				
4- 5	0- 0	0- 1	CONFERENCE	0- 1	0- 0	4- 3				
2- 2	0- 0	0- 0	HOME	0- 0	0- 0	2- 2				
2- 3	0- 0	0- 1	AWAY	0- 1	0- 0	2- 1				
0- 0	0- 0	0- 0	NEUTRAL	0- 0	0- 0	0- 0				

RPI 1-25				RPI 26-50				RPI 51-100				RPI 101+ Team's RPI: 187			
RPI	S	Opponent	Score	RPI	S	Opponent	Score	RPI	S	Opponent	Score	RPI	S	Opponent	Score
				32	A	Missouri	48 77	54	A	UNI	47 59	111	A	Saint Louis	70 67
				33	A	Drake	62 76	68	H	IUPUI	35 45	140	H	Tulsa	72 68
												156	A	Cincinnati	63 55
												162	A	Omaha	45 72
												163	H	Missouri St.	46 49
												171	H	Wichita St.	42 56
												200	A	Southern Ill.	68 53
												215	A	Miami (OH)	62 54
												223	A	Butler	48 66
												227	H	Bradley	58 51
												266	H	Northern Ky.	58 38
												278	A	Evansville	41 57
												302	A	Loyola Chicago	48 38
												305	A	Eastern Ill.	88 61
												313	H	Illinois St.	63 49
												328	A	Fla. Atlantic	67 70
LAST 12 Division I GAMES:															
				163	H	Missouri St.	46 49	227	H	Bradley	58 51				
				171	H	Wichita St.	42 56	200	A	Southern Ill.	68 53				
				33	A	Drake	62 76	278	A	Evansville	41 57				
				54	A	UNI	47 59	140	H	Tulsa	72 68				
				302	A	Loyola Chicago	48 38	223	A	Butler	48 66				
				313	H	Illinois St.	63 49	111	A	Saint Louis	70 67				

Non-Div I Games:

Indiana St.

■ Loss,
 ■ Non-Conf, S Site,
 ■ Home
 ■ Away
 N Neutral

Average RPI Win:	236	WON-LOST	WINNING	LAST 10	STRENGTH OF	OPP. STRENGTH	TEAM	ADJ.	CONF.	ADJ CONF.
Average RPI Loss:	203	RECORD	PCT. RANK	GAMES	SCHEDULE	OF SCHEDULE	RPI	RPI	RPI	RPI
DIV. I ONLY	10- 6	113	6- 3	313	273	188	188	9	9	
DIV. I NON-CONF.	8- 4	97	6- 1	340	301	223	223	10	10	
TOTALS	RPI 1-25	RPI 26-50	W-L RECORDS	RPI 51-100	RPI 101-150	RPI 150+				
10- 6	0- 0	0- 0	OVERALL	0- 0	1- 3	9- 3				
5- 2	0- 0	0- 0	HOME	0- 0	1- 0	4- 2				
5- 4	0- 0	0- 0	AWAY	0- 0	0- 3	5- 1				
0- 0	0- 0	0- 0	NEUTRAL	0- 0	0- 0	0- 0				
8- 4	0- 0	0- 0	NON-CONFERENCE	0- 0	0- 1	8- 3				
4- 2	0- 0	0- 0	HOME	0- 0	0- 0	4- 2				
4- 2	0- 0	0- 0	AWAY	0- 0	0- 1	4- 1				
0- 0	0- 0	0- 0	NEUTRAL	0- 0	0- 0	0- 0				
2- 2	0- 0	0- 0	CONFERENCE	0- 0	1- 2	1- 0				
1- 0	0- 0	0- 0	HOME	0- 0	1- 0	0- 0				
1- 2	0- 0	0- 0	AWAY	0- 0	0- 2	1- 0				
0- 0	0- 0	0- 0	NEUTRAL	0- 0	0- 0	0- 0				

RPI 1-25			RPI 26-50			RPI 51-100			RPI 101+			Team's RPI: 188
RPI	S	Opponent	Score	RPI	S	Opponent	Score	RPI	S	Opponent	Score	
								120	A	VCU	72	85
								134	A	Yale	51	73
								134	H	Yale	76	73
								150	A	Penn	60	86
								154	H	Providence	77	70
								196	A	Binghamton	83	72
								202	A	Sacred Heart	80	66
								208	A	Princeton	98	88
								239	H	Howard	83	78
								251	H	Manhattan	57	58
								268	H	Colgate	62	67
								280	A	Vermont	62	50
								294	H	Rhode Island	76	65
								295	A	Bryant	67	70
								306	H	Saint Peter's	80	71
								348	A	Morgan St.	68	51
LAST 12 Division I GAMES:												
134	A	Yale	51	73	306	H	Saint Peter's	80	71			
134	H	Yale	76	73	280	A	Vermont	62	50			
150	A	Penn	60	86	154	H	Providence	77	70			
208	A	Princeton	98	88	294	H	Rhode Island	76	65			
348	A	Morgan St.	68	51	196	A	Binghamton	83	72			
120	A	VCU	72	85	251	H	Manhattan	57	58			

Non-Div I Games: Rhode Island Col. 90 44

Brown

Average RPI Win: 259	WON-LOST	WINNING	LAST 10	STRENGTH OF	OPP. STRENGTH	TEAM	ADJ.	CONF.	ADJ CONF.
Average RPI Loss: 116	RECORD	PCT. RANK	GAMES	SCHEDULE	OF SCHEDULE	RPI	RPI	RPI	RPI
DIV. I ONLY	7- 11	229	2- 7	141	223	189	189	10	10
DIV. I NON-CONF.	5- 4	143	1- 1	261	198	169	169	11	11
TOTALS	RPI 1-25	RPI 26-50	W-L RECORDS	RPI 51-100	RPI 101-150	RPI 150+			
7- 11	0- 1	0- 1	OVERALL	1- 3	0- 3	6- 3			
1- 6	0- 0	0- 1	HOME	0- 1	0- 2	1- 2			
6- 4	0- 0	0- 0	AWAY	1- 2	0- 1	5- 1			
0- 1	0- 1	0- 0	NEUTRAL	0- 0	0- 0	0- 0			
5- 4	0- 1	0- 1	NON-CONFERENCE	0- 1	0- 1	5- 0			
0- 2	0- 0	0- 1	HOME	0- 0	0- 1	0- 0			
5- 1	0- 0	0- 0	AWAY	0- 1	0- 0	5- 0			
0- 1	0- 1	0- 0	NEUTRAL	0- 0	0- 0	0- 0			
2- 7	0- 0	0- 0	CONFERENCE	1- 2	0- 2	1- 3			
1- 4	0- 0	0- 0	HOME	0- 1	0- 1	1- 2			
1- 3	0- 0	0- 0	AWAY	1- 1	0- 1	0- 1			
0- 0	0- 0	0- 0	NEUTRAL	0- 0	0- 0	0- 0			

RPI 1-25				RPI 26-50				RPI 51-100				RPI 101+				Team's RPI: 189	
RPI	S	Opponent	Score	RPI	S	Opponent	Score	RPI	S	Opponent	Score	RPI	S	Opponent	Score		
25	N	Elon	62 65	47	H	Bucknell	47 61	61	H	Ohio	69 85	116	H	Duquesne	57 67		
								80	A	Central Mich.	62 89	128	A	Ball St.	70 80		
								86	A	Northern Ill.	84 55	128	H	Ball St.	63 90		
								98	A	Penn St.	71 84	167	A	Western Mich.	60 73		
												167	H	Western Mich.	57 73		
												238	A	Canisius	73 64		
												256	H	Bowling Green	58 62		
												259	H	Eastern Mich.	80 62		
												272	A	Georgia St.	78 66		
												311	A	Eastern Ky.	63 57		
												319	A	Youngstown St.	76 74		
												326	A	Winthrop	80 59		
LAST 12 Division I GAMES:																	
128	H	Ball St.	63 90	256	H	Bowling Green	58 62										
259	H	Eastern Mich.	80 62	80	A	Central Mich.	62 89										
167	H	Western Mich.	57 73	167	A	Western Mich.	60 73										
86	A	Northern Ill.	84 55	25	N	Elon	62 65										
128	A	Ball St.	70 80	272	A	Georgia St.	78 66										
61	H	Ohio	69 85	116	H	Duquesne	57 67										

Non-Div I Games: Ohio Christian 69 52 Malone 63 52

Akron

■ Loss,
 ■ Non-Conf, S Site,
 ■ Home
 ■ Away
 N Neutral

UAB				STRENGTH OF SCHEDULE	OPP. STRENGTH OF SCHEDULE	TEAM RPI	ADJ. RPI	CONF. RPI	ADJ CONF. RPI
Average RPI Win:	246	WON-LOST RECORD	WINNING PCT. RANK						
Average RPI Loss:	125		LAST 10 GAMES						
DIV. I ONLY	10- 10	167	4- 6	190	175	190	190	15	15
DIV. I NON-CONF.	6- 4	126	1- 0	123	204	116	116	17	17

TOTALS	RPI 1-25	RPI 26-50	W-L RECORDS	RPI 51-100	RPI 101-150	RPI 150+			
10- 10	0- 2	0- 0	OVERALL	1- 3	0- 1	9- 4			
7- 4	0- 1	0- 0	HOME	0- 2	0- 0	7- 1			
2- 6	0- 1	0- 0	AWAY	1- 1	0- 1	1- 3			
1- 0	0- 0	0- 0	NEUTRAL	0- 0	0- 0	1- 0			
6- 4	0- 2	0- 0	NON-CONFERENCE	1- 1	0- 0	5- 1			
3- 2	0- 1	0- 0	HOME	0- 1	0- 0	3- 0			
2- 2	0- 1	0- 0	AWAY	1- 0	0- 0	1- 1			
1- 0	0- 0	0- 0	NEUTRAL	0- 0	0- 0	1- 0			
4- 6	0- 0	0- 0	CONFERENCE	0- 2	0- 1	4- 3			
4- 2	0- 0	0- 0	HOME	0- 1	0- 0	4- 1			
0- 4	0- 0	0- 0	AWAY	0- 1	0- 1	0- 2			
0- 0	0- 0	0- 0	NEUTRAL	0- 0	0- 0	0- 0			

RPI 1-25				RPI 26-50				RPI 51-100				RPI 101+ Team's RPI: 190			
RPI	S	Opponent	Score	RPI	S	Opponent	Score	RPI	S	Opponent	Score	RPI	S	Opponent	Score
7	H	Florida St.	47 93					78	H	Belmont	58 72	124	A	Southern Miss.	59 64
16	A	DePaul	80 90					83	H	Middle Tenn.	61 64	152	H	Rice	62 61
								90	A	Western Ky.	48 60	173	A	Louisiana Tech	63 64
								100	A	Troy	81 77	200	A	Southern Ill.	64 49
												216	H	North Texas	58 59
												232	A	Samford	49 52
												234	A	Marshall	58 61
												246	H	South Ala.	66 41
												271	H	FIU	82 68
												277	H	Mississippi Val.	80 46
												281	N	Gardner-Webb	59 49
												292	H	UTEP	74 61
												308	H	High Point	75 66
												328	H	Fla. Atlantic	66 55
LAST 12 Division I GAMES:															
292	H	UTEP	74 61	90	A	Western Ky.	48 60	152	H	Rice	62 61				
124	A	Southern Miss.	59 64	216	H	North Texas	58 59	83	H	Middle Tenn.	61 64				
173	A	Louisiana Tech	63 64	246	H	South Ala.	66 41	246	H	South Ala.	66 41				
271	H	FIU	82 68	100	A	Troy	81 77								
328	H	Fla. Atlantic	66 55												
234	A	Marshall	58 61												

Non-Div I Games: Miles 106 48

UAB

Loss, Non-Conf, S Site, H Home A Away N Neutral

Average RPI Win: 229	WON-LOST	WINNING	LAST 10	STRENGTH OF	OPP. STRENGTH	TEAM	ADJ.	CONF.	ADJ CONF.
Average RPI Loss: 134	RECORD	PCT. RANK	GAMES	SCHEDULE	OF SCHEDULE	RPI	RPI	RPI	RPI
DIV. I ONLY	9- 13	224	7- 3	115	236	191	191	17	17
DIV. I NON-CONF.	1- 8	314	0- 1	28	202	245	245	16	16
TOTALS	RPI 1-25	RPI 26-50	W-L RECORDS	RPI 51-100	RPI 101-150	RPI 150+			
9- 13	0- 1	0- 1	OVERALL	0- 3	0- 2	9- 6			
6- 5	0- 1	0- 0	HOME	0- 1	0- 2	6- 1			
3- 8	0- 0	0- 1	AWAY	0- 2	0- 0	3- 5			
0- 0	0- 0	0- 0	NEUTRAL	0- 0	0- 0	0- 0			
1- 8	0- 1	0- 1	NON-CONFERENCE	0- 2	0- 1	1- 3			
1- 3	0- 1	0- 0	HOME	0- 1	0- 1	1- 0			
0- 5	0- 0	0- 1	AWAY	0- 1	0- 0	0- 3			
0- 0	0- 0	0- 0	NEUTRAL	0- 0	0- 0	0- 0			
8- 5	0- 0	0- 0	CONFERENCE	0- 1	0- 1	8- 3			
5- 2	0- 0	0- 0	HOME	0- 0	0- 1	5- 1			
3- 3	0- 0	0- 0	AWAY	0- 1	0- 0	3- 2			
0- 0	0- 0	0- 0	NEUTRAL	0- 0	0- 0	0- 0			

RPI 1-25				RPI 26-50				RPI 51-100				RPI 101+ Team's RPI: 191			
RPI	S	Opponent	Score	RPI	S	Opponent	Score	RPI	S	Opponent	Score	RPI	S	Opponent	Score
21	H	Harvard	58 65	36	A	Syracuse	65 102	55	A	Quinnipiac	47 73	129	H	Rider	61 62
								88	A	FGCU	42 66	133	H	Hartford	76 80
								89	H	New Hampshire	67 77	151	A	Iona	58 46
												160	A	Northeastern	50 61
												170	A	Fairfield	57 61
												170	H	Fairfield	67 52
												172	A	Albany (NY)	86 88
												202	A	Sacred Heart	58 62
												222	H	Niagara	71 53
												235	A	Monmouth	91 86
												235	H	Monmouth	85 76
												237	A	Marist	69 68
												237	H	Marist	59 70
												238	H	Canisius	67 42
												251	A	Manhattan	66 68
												268	H	Colgate	71 63
												306	H	Saint Peter's	80 55
LAST 12 Division I GAMES:															
237	H	Marist	59 70	151	A	Iona	58 46								
235	A	Monmouth	91 86	129	H	Rider	61 62								
238	H	Canisius	67 42	170	A	Fairfield	57 61								
237	A	Marist	69 68	222	H	Niagara	71 53								
306	H	Saint Peter's	80 55	251	A	Manhattan	66 68								
235	H	Monmouth	85 76	160	A	Northeastern	50 61								

Non-Div I Games:

Siena

Average RPI Win:	213	WON-LOST	WINNING	LAST 10	STRENGTH OF	OPP. STRENGTH	TEAM	ADJ.	CONF.	ADJ CONF.
Average RPI Loss:	105	RECORD	PCT. RANK	GAMES	SCHEDULE	OF SCHEDULE	RPI	RPI	RPI	RPI
DIV. I ONLY	6- 14	273	4- 5	82	100	192	192	13	13	
DIV. I NON-CONF.	2- 9	293	0- 2	91	34	220	220	15	15	
TOTALS	RPI 1-25	RPI 26-50	W-L RECORDS	RPI 51-100	RPI 101-150	RPI 150+				
6- 14	0- 1	0- 2	OVERALL	1- 5	1- 1	4- 5				
4- 3	0- 0	0- 0	HOME	0- 1	1- 1	3- 1				
2- 9	0- 0	0- 1	AWAY	1- 4	0- 0	1- 3				
0- 2	0- 1	0- 1	NEUTRAL	0- 0	0- 0	0- 0				
2- 9	0- 1	0- 2	NON-CONFERENCE	0- 1	1- 1	1- 4				
1- 2	0- 0	0- 0	HOME	0- 0	1- 1	0- 1				
1- 5	0- 0	0- 1	AWAY	0- 1	0- 0	1- 3				
0- 2	0- 1	0- 1	NEUTRAL	0- 0	0- 0	0- 0				
4- 5	0- 0	0- 0	CONFERENCE	1- 4	0- 0	3- 1				
3- 1	0- 0	0- 0	HOME	0- 1	0- 0	3- 0				
1- 4	0- 0	0- 0	AWAY	1- 3	0- 0	0- 1				
0- 0	0- 0	0- 0	NEUTRAL	0- 0	0- 0	0- 0				

RPI 1-25				RPI 26-50				RPI 51-100				RPI 101+ Team's RPI: 192			
RPI	S	Opponent	Score	RPI	S	Opponent	Score	RPI	S	Opponent	Score	RPI	S	Opponent	Score
4	N	Mississippi St.	51 88	26	A	Arizona St.	37 82	67	A	South Dakota	69 84	127	H	St. Mary's (CA)	64 85
				38	N	Oregon	62 91	75	A	Boise St.	64 86	146	H	Santa Clara	75 64
								76	A	Colorado St.	67 70	161	A	San Francisco	71 79
								76	H	Colorado St.	56 68	166	A	Nebraska	61 83
								77	A	UNLV	76 65	176	A	Fresno St.	74 88
								95	A	Wyoming	60 89	179	A	New Mexico St.	55 66
												207	H	Pacific	96 99
												225	H	San Diego St.	81 80
												228	A	Hawaii	77 61
												286	H	Nevada	107 84
												316	H	Air Force	86 74
LAST 12 Division I GAMES:															
				77	A	UNLV	76 65	176	A	Fresno St.	74 88				
				76	H	Colorado St.	56 68	76	A	Colorado St.	67 70				
				75	A	Boise St.	64 86	286	H	Nevada	107 84				
				95	A	Wyoming	60 89	67	A	South Dakota	69 84				
				316	H	Air Force	86 74	166	A	Nebraska	61 83				
				225	H	San Diego St.	81 80	161	A	San Francisco	71 79				

Non-Div I Games: Stanislaus St. 90 85

San Jose St.

■ Loss,
 ■ Non-Conf,
 ■ S Site,
 ■ Home
 ■ A Away
 N Neutral

Cleveland Dev.				Through Games of Feb. 17, 1917.						
Average RPI Win:	280	WON-LOST	WINNING	LAST 10	STRENGTH OF	OPP. STRENGTH	TEAM	ADJ.	CONF.	ADJ CONF.
Average RPI Loss:	130	RECORD	PCT. RANK	GAMES	SCHEDULE	OF SCHEDULE	RPI	RPI	RPI	RPI
DIV. I ONLY	10- 10	167	5- 5	252	228	193	193	21	21	
DIV. I NON-CONF.	4- 5	198	1- 0	174	188	161	161	20	20	

TOTALS	RPI 1-25	RPI 26-50		W-L RECORDS		RPI 51-100	RPI 101-150	RPI 150+		
10- 10	0- 0	0- 3		OVERALL		0- 1	0- 2	10- 4		
3- 4	0- 0	0- 1		HOME		0- 1	0- 0	3- 2		
6- 6	0- 0	0- 2		AWAY		0- 0	0- 2	6- 2		
1- 0	0- 0	0- 0		NEUTRAL		0- 0	0- 0	1- 0		
4- 5	0- 0	0- 2		NON-CONFERENCE		0- 1	0- 1	4- 1		
0- 2	0- 0	0- 0		HOME		0- 1	0- 0	0- 1		
3- 3	0- 0	0- 2		AWAY		0- 0	0- 1	3- 0		
1- 0	0- 0	0- 0		NEUTRAL		0- 0	0- 0	1- 0		
6- 5	0- 0	0- 1		CONFERENCE		0- 0	0- 1	6- 3		
3- 2	0- 0	0- 1		HOME		0- 0	0- 0	3- 1		
3- 3	0- 0	0- 0		AWAY		0- 0	0- 1	3- 2		
0- 0	0- 0	0- 0		NEUTRAL		0- 0	0- 0	0- 0		

RPI 1-25				RPI 26-50				RPI 51-100				RPI 101+				Team's RPI: 193	
RPI	S	Opponent	Score	RPI	S	Opponent	Score	RPI	S	Opponent	Score	RPI	S	Opponent	Score		
				27	A	Ohio St.	78 96	87	H	Toledo	59 92	106	A	Navy	63 88		
				34	H	Green Bay	51 65					138	A	Wright St.	63 84		
				47	A	Bucknell	66 77					159	A	Detroit	54 66		
												164	H	Milwaukee	78 80		
												175	A	Oakland	74 62		
												222	H	Niagara	49 67		
												244	N	Richmond	69 65		
												256	A	Bowling Green	64 56		
												266	A	Northern Ky.	58 54		
												278	A	Evansville	66 62		
												305	A	Eastern Ill.	66 56		
												318	A	Ill.-Chicago	63 59		
												318	H	Ill.-Chicago	77 59		
												319	A	Youngstown St.	67 92		
												319	H	Youngstown St.	71 68		
												322	H	Valparaiso	71 60		
LAST 12 Division I GAMES:																	
				318	A	Ill.-Chicago	63 59	318	H	Ill.-Chicago	77 59						
				34	H	Green Bay	51 65	322	H	Valparaiso	71 60						
				164	H	Milwaukee	78 80	138	A	Wright St.	63 84						
				159	A	Detroit	54 66	266	A	Northern Ky.	58 54						
				175	A	Oakland	74 62	319	H	Youngstown St.	71 68						
				319	A	Youngstown St.	67 92	256	A	Bowling Green	64 56						

Non-Div I Games:	Notre Dame (OH)	51	66	Lake Erie	65	42
------------------	-----------------	----	----	-----------	----	----

Cleveland St.

■ Loss, ■ Non-Conf, S Site, H Home A Away N Neutral

Average RPI Win:	274	WON-LOST	WINNING	LAST 10	STRENGTH OF	OPP. STRENGTH	TEAM	ADJ.	CONF.	ADJ CONF.
Average RPI Loss:	152	RECORD	PCT. RANK	GAMES	SCHEDULE	OF SCHEDULE	RPI	RPI	RPI	RPI
DIV. I ONLY	15- 6	62	7- 3	340	226	194	194	26	26	
DIV. I NON-CONF.	8- 3	67	2- 0	348	151	208	208	26	26	
TOTALS	RPI 1-25	RPI 26-50	W-L RECORDS	RPI 51-100	RPI 101-150	RPI 150+				
15- 6	0- 1	0- 1	OVERALL	0- 1	0- 0	15- 3				
10- 2	0- 0	0- 0	HOME	0- 1	0- 0	10- 1				
5- 4	0- 1	0- 1	AWAY	0- 0	0- 0	5- 2				
0- 0	0- 0	0- 0	NEUTRAL	0- 0	0- 0	0- 0				
8- 3	0- 1	0- 1	NON-CONFERENCE	0- 0	0- 0	8- 1				
5- 1	0- 0	0- 0	HOME	0- 0	0- 0	5- 1				
3- 2	0- 1	0- 1	AWAY	0- 0	0- 0	3- 0				
0- 0	0- 0	0- 0	NEUTRAL	0- 0	0- 0	0- 0				
7- 3	0- 0	0- 0	CONFERENCE	0- 1	0- 0	7- 2				
5- 1	0- 0	0- 0	HOME	0- 1	0- 0	5- 0				
2- 2	0- 0	0- 0	AWAY	0- 0	0- 0	2- 2				
0- 0	0- 0	0- 0	NEUTRAL	0- 0	0- 0	0- 0				

RPI 1-25				RPI 26-50				RPI 51-100				RPI 101+ Team's RPI: 194			
RPI	S	Opponent	Score	RPI	S	Opponent	Score	RPI	S	Opponent	Score	RPI	S	Opponent	Score
15	A	Kentucky	47 74	49	A	West Virginia	53 94	78	H	Belmont	59 91	211	H	SIUE	69 66
												215	H	Miami (OH)	77 43
												233	A	Tennessee St.	66 69
												238	H	Canisius	77 68
												247	H	Murray St.	73 59
												254	A	Austin Peay	81 71
												257	H	Tennessee Tech	79 65
												259	H	Eastern Mich.	78 73
												263	A	Jacksonville St.	68 69
												265	A	UT Martin	89 68
												272	H	Georgia St.	50 68
												283	H	Lipscomb	73 53
												287	A	North Florida	84 65
												299	A	Kennesaw St.	71 50
												305	H	Eastern Ill.	66 62
												311	H	Eastern Ky.	80 54
												329	H	Chicago St.	63 55
												346	A	Florida A&M	53 48
LAST 12 Division I GAMES:															
247	H	Murray St.	73 59	211	H	SIUE	69 66								
263	A	Jacksonville St.	68 69	305	H	Eastern Ill.	66 62								
257	H	Tennessee Tech	79 65	265	A	UT Martin	89 68								
311	H	Eastern Ky.	80 54	254	A	Austin Peay	81 71								
78	H	Belmont	59 91	238	H	Canisius	77 68								
233	A	Tennessee St.	66 69	299	A	Kennesaw St.	71 50								

Non-Div I Games: Ky. Christian 100 52 Alice Lloyd 92 42

Morehead St.

Loss, Non-Conf, S Site, H Home A Away N Neutral

Average RPI Win:	294	WON-LOST	WINNING	LAST 10	STRENGTH OF	OPP. STRENGTH	TEAM	ADJ.	CONF.	ADJ CONF.
Average RPI Loss:	118	RECORD	PCT. RANK	GAMES	SCHEDULE	OF SCHEDULE	RPI	RPI	RPI	RPI
DIV. I ONLY	7- 10	223	5- 5	168	278	195	195	27	27	
DIV. I NON-CONF.	2- 5	259	0- 1	71	187	180	180	27	27	
TOTALS	RPI 1-25	RPI 26-50	W-L RECORDS	RPI 51-100	RPI 101-150	RPI 150+				
7- 10	0- 1	0- 0	OVERALL	0- 1	0- 7	7- 1				
3- 3	0- 0	0- 0	HOME	0- 0	0- 2	3- 1				
4- 7	0- 1	0- 0	AWAY	0- 1	0- 5	4- 0				
0- 0	0- 0	0- 0	NEUTRAL	0- 0	0- 0	0- 0				
2- 5	0- 1	0- 0	NON-CONFERENCE	0- 1	0- 2	2- 1				
1- 1	0- 0	0- 0	HOME	0- 0	0- 0	1- 1				
1- 4	0- 1	0- 0	AWAY	0- 1	0- 2	1- 0				
0- 0	0- 0	0- 0	NEUTRAL	0- 0	0- 0	0- 0				
5- 5	0- 0	0- 0	CONFERENCE	0- 0	0- 5	5- 0				
2- 2	0- 0	0- 0	HOME	0- 0	0- 2	2- 0				
3- 3	0- 0	0- 0	AWAY	0- 0	0- 3	3- 0				
0- 0	0- 0	0- 0	NEUTRAL	0- 0	0- 0	0- 0				

RPI 1-25				RPI 26-50				RPI 51-100				RPI 101+ Team's RPI: 195			
RPI	S	Opponent	Score	RPI	S	Opponent	Score	RPI	S	Opponent	Score	RPI	S	Opponent	Score
11	A	Texas	48 80					91	A	Iowa St.	63 100	101	A	SFA	61 88
												113	H	Central Ark.	51 55
												114	A	Abilene Christian	55 68
												119	A	Alabama	57 78
												124	A	Southern Miss.	53 78
												132	A	Lamar University	42 73
												132	H	Lamar University	55 66
												213	H	Texas Southern	63 57
												246	H	South Ala.	62 65
												263	A	Jacksonville St.	81 79
												279	A	McNeese	71 59
												288	H	A&M-Corpus Christi	75 54
												335	A	Incarinate Word	71 67
												339	A	Houston Baptist	73 63
												343	H	Sam Houston St.	78 49
LAST 12 Division I GAMES:															
132	H	Lamar University	55 66	335	A	Incarinate Word	71 67								
101	A	SFA	61 88	132	A	Lamar University	42 73								
279	A	McNeese	71 59	114	A	Abilene Christian	55 68								
113	H	Central Ark.	51 55	288	H	A&M-Corpus Christi	75 54								
339	A	Houston Baptist	73 63	11	A	Texas	48 80								
343	H	Sam Houston St.	78 49	91	A	Iowa St.	63 100								

Non-Div I Games: Blue Mountain 75 37 Crowley's Ridge 123 33 Trinity Baptist 100 35

New Orleans

Loss, Non-Conf, S Site, H Home A Away N Neutral

Binghamton

Through Games Of Feb. 2, 2017

Average RPI Win:	254	WON-LOST	WINNING	LAST 10	STRENGTH OF	OPP. STRENGTH	TEAM	ADJ.	CONF.	ADJ CONF.
Average RPI Loss:	139	RECORD	PCT. RANK	GAMES	SCHEDULE	OF SCHEDULE	RPI	RPI	RPI	RPI
DIV. I ONLY	8- 12	226	5- 5	135	305	196	196	20	20	
DIV. I NON-CONF.	3- 8	262	0- 2	76	336	199	199	21	21	
TOTALS	RPI 1-25	RPI 26-50	W-L RECORDS	RPI 51-100	RPI 101-150	RPI 150+				
8- 12	0- 0	0- 1	OVERALL	0- 3	2- 3	6- 5				
2- 7	0- 0	0- 1	HOME	0- 2	1- 1	1- 3				
6- 5	0- 0	0- 0	AWAY	0- 1	1- 2	5- 2				
0- 0	0- 0	0- 0	NEUTRAL	0- 0	0- 0	0- 0				
3- 8	0- 0	0- 1	NON-CONFERENCE	0- 2	1- 2	2- 3				
0- 5	0- 0	0- 1	HOME	0- 1	0- 1	0- 2				
3- 3	0- 0	0- 0	AWAY	0- 1	1- 1	2- 1				
0- 0	0- 0	0- 0	NEUTRAL	0- 0	0- 0	0- 0				
5- 4	0- 0	0- 0	CONFERENCE	0- 1	1- 1	4- 2				
2- 2	0- 0	0- 0	HOME	0- 1	1- 0	1- 1				
3- 2	0- 0	0- 0	AWAY	0- 0	0- 1	3- 1				
0- 0	0- 0	0- 0	NEUTRAL	0- 0	0- 0	0- 0				

RPI S	Opponent	Score	RPI S	Opponent	Score	RPI S	Opponent	Score	RPI S	Opponent	Score	Team's RPI: 196
47	H Bucknell	57 67	61	A Ohio	55 63	118	H Maine	58 52	133	A Hartford	73 76	
			85	H Cornell	51 54	134	A Yale	48 57	147	H Columbia	65 75	
			89	H New Hampshire	62 70	150	A Penn	61 48	154	A Providence	58 71	
						172	H Albany (NY)	61 67	188	H Brown	72 83	
						202	H Sacred Heart	69 77	242	A Stony Brook	48 40	
						250	A UMBC	45 53	250	H UMBC	69 62	
						280	A Vermont	64 55	312	A NJIT	68 44	
						337	A UMass Lowell	58 48	344	A Fairleigh Dickinson	80 69	
LAST 12 Division I GAMES:												
250	A UMBC	45 53	280	A Vermont	64 55							
118	H Maine	58 52	337	A UMass Lowell	58 48							
133	A Hartford	73 76	250	H UMBC	69 62							
242	A Stony Brook	48 40	85	H Cornell	51 54							
172	H Albany (NY)	61 67	61	A Ohio	55 63							
89	H New Hampshire	62 70	147	H Columbia	65 75							

Non-Div I Games: Georgian Court 74 53 Misericordia 77 54

Binghamton

Loss, Non-Conf, S Site, H Home A Away N Neutral

Average RPI Win:	236	WON-LOST	WINNING	LAST 10	STRENGTH OF	OPP. STRENGTH	TEAM	ADJ.	CONF.	ADJ CONF.
Average RPI Loss:	112	RECORD	PCT. RANK	GAMES	SCHEDULE	OF SCHEDULE	RPI	RPI	RPI	RPI
DIV. I ONLY	11- 11	167	6- 4	216	142	197	197	14	14	
DIV. I NON-CONF.	5- 6	186	0- 1	225	194	205	205	12	12	
TOTALS	RPI 1-25	RPI 26-50	W-L RECORDS	RPI 51-100	RPI 101-150	RPI 150+				
11- 11	0- 0	0- 1	OVERALL	1- 5	1- 3	9- 2				
7- 5	0- 0	0- 0	HOME	1- 3	1- 1	5- 1				
4- 6	0- 0	0- 1	AWAY	0- 0	0- 1	4- 0				
0- 0	0- 0	0- 0	NEUTRAL	0- 0	0- 0	0- 0				
5- 6	0- 0	0- 1	NON-CONFERENCE	0- 3	0- 1	5- 1				
2- 4	0- 0	0- 0	HOME	0- 2	0- 1	2- 1				
3- 2	0- 0	0- 1	AWAY	0- 1	0- 0	3- 0				
0- 0	0- 0	0- 0	NEUTRAL	0- 0	0- 0	0- 0				
6- 5	0- 0	0- 0	CONFERENCE	1- 2	1- 2	4- 1				
5- 1	0- 0	0- 0	HOME	1- 1	1- 0	3- 0				
1- 4	0- 0	0- 0	AWAY	0- 1	0- 2	1- 1				
0- 0	0- 0	0- 0	NEUTRAL	0- 0	0- 0	0- 0				

RPI S	Opponent	Score	RPI S	Opponent	Score	RPI S	Opponent	Score	RPI S	Opponent	Score	Team's RPI: 197
45	A Oklahoma St.	58 66	59	A Washington St.	45 92	111	H Saint Louis	76 90	127	A St. Mary's (CA)	59 74	
			78	H Belmont	72 79	146	A Santa Clara	64 71	146	H Santa Clara	61 50	
			81	H Gonzaga	56 80	169	H UC Riverside	72 75	207	A Pacific	65 52	
			96	H Long Beach St.	78 81	218	A San Diego	58 61	218	H San Diego	63 55	
			99	A BYU	59 76	224	A Seattle U	62 59	225	A San Diego St.	60 53	
			99	H BYU	77 74	236	H UC Santa Barbara	57 55	269	H Portland	69 54	
						303	H Pepperdine	72 60	327	H UC Irvine	58 39	
						338	A Cal St. Fullerton	77 62				
LAST 12 Division I GAMES:												
218	H San Diego	63 55	81	H Gonzaga	56 80							
99	H BYU	77 74	146	A Santa Clara	64 71							
207	A Pacific	65 52	303	H Pepperdine	72 60							
146	H Santa Clara	61 50	99	A BYU	59 76							
218	A San Diego	58 61	127	A St. Mary's (CA)	59 74							
269	H Portland	69 54	169	H UC Riverside	72 75							

Non-Div I Games:

Loyola Marymount

■ Loss,
 ■ Non-Conf, S Site,
 ■ Home
 ■ Away
 N Neutral

Average RPI Win:	220	WON-LOST	WINNING	LAST 10	STRENGTH OF	OPP. STRENGTH	TEAM	ADJ.	CONF.	ADJ CONF.
Average RPI Loss:	113	RECORD	PCT. RANK	GAMES	SCHEDULE	OF SCHEDULE	RPI	RPI	RPI	RPI
DIV. I ONLY	6- 14	273	4- 6	93	109	198	198	8	8	
DIV. I NON-CONF.	3- 8	262	1- 2	156	146	209	209	8	8	
TOTALS	RPI 1-25	RPI 26-50	W-L RECORDS	RPI 51-100	RPI 101-150	RPI 150+				
6- 14	0- 3	0- 2	OVERALL	0- 3	1- 1	5- 5				
3- 5	0- 1	0- 1	HOME	0- 1	1- 0	2- 2				
3- 9	0- 2	0- 1	AWAY	0- 2	0- 1	3- 3				
0- 0	0- 0	0- 0	NEUTRAL	0- 0	0- 0	0- 0				
3- 8	0- 1	0- 2	NON-CONFERENCE	0- 2	0- 0	3- 3				
0- 4	0- 0	0- 1	HOME	0- 1	0- 0	0- 2				
3- 4	0- 1	0- 1	AWAY	0- 1	0- 0	3- 1				
0- 0	0- 0	0- 0	NEUTRAL	0- 0	0- 0	0- 0				
3- 6	0- 2	0- 0	CONFERENCE	0- 1	1- 1	2- 2				
3- 1	0- 1	0- 0	HOME	0- 0	1- 0	2- 0				
0- 5	0- 1	0- 0	AWAY	0- 1	0- 1	0- 2				
0- 0	0- 0	0- 0	NEUTRAL	0- 0	0- 0	0- 0				

RPI 1-25				RPI 26-50				RPI 51-100				RPI 101+ Team's RPI: 198			
RPI	S	Opponent	Score	RPI	S	Opponent	Score	RPI	S	Opponent	Score	RPI	S	Opponent	Score
14	A	Louisville	58 86	37	A	North Carolina St.	47 91	70	A	Drexel	57 70	108	A	Delaware	66 71
25	A	Elon	57 70	43	H	Virginia Tech	61 71	82	H	Charlotte	49 62	130	H	William & Mary	70 60
25	H	Elon	56 84					90	A	Western Ky.	76 89	155	A	Towson	59 61
												178	A	Houston	63 79
												180	H	Hofstra	71 55
												185	A	Appalachian St.	65 62
												217	A	UNCW	61 67
												217	H	UNCW	76 37
												249	H	Coastal Caro.	72 79
												284	A	Charleston So.	79 76
												287	H	North Florida	47 60
												326	A	Winthrop	95 64
LAST 12 Division I GAMES:															
217	A	UNCW	61 67	217	H	UNCW	76 37	130	H	William & Mary	70 60	25	A	Elon	57 70
180	H	Hofstra	71 55	284	A	Charleston So.	79 76	249	H	Coastal Caro.	72 79	90	A	Western Ky.	76 89
108	A	Delaware	66 71												
70	A	Drexel	57 70												
155	A	Towson	59 61												
25	H	Elon	56 84												

Non-Div I Games:

Col. of Charleston

■ Loss,
 ■ Non-Conf, S Site,
 ■ Home
 ■ Away
 N Neutral

Average RPI Win:	299	WON-LOST	WINNING	LAST 10	STRENGTH OF	OPP. STRENGTH	TEAM	ADJ.	CONF.	ADJ CONF.
Average RPI Loss:	128	RECORD	PCT. RANK	GAMES	SCHEDULE	OF SCHEDULE	RPI	RPI	RPI	RPI
DIV. I ONLY	7- 11	229	7- 3	214	231	199	199	30	30	
DIV. I NON-CONF.	0- 9	335	0- 3	34	8	262	262	30	30	
TOTALS	RPI 1-25	RPI 26-50	W-L RECORDS	RPI 51-100	RPI 101-150	RPI 150+				
7- 11	0- 1	0- 2	OVERALL	0- 3	0- 1	7- 4				
3- 1	0- 0	0- 0	HOME	0- 0	0- 0	3- 1				
4- 10	0- 0	0- 0	AWAY	0- 1	0- 1	4- 1				
0- 0	0- 0	0- 0	NEUTRAL	0- 0	0- 0	0- 0				
0- 9	0- 1	0- 2	NON-CONFERENCE	0- 3	0- 1	0- 2				
0- 0	0- 0	0- 0	HOME	0- 0	0- 0	0- 0				
0- 9	0- 1	0- 2	AWAY	0- 3	0- 1	0- 2				
0- 0	0- 0	0- 0	NEUTRAL	0- 0	0- 0	0- 0				
7- 2	0- 0	0- 0	CONFERENCE	0- 0	0- 0	7- 2				
3- 1	0- 0	0- 0	HOME	0- 0	0- 0	3- 1				
4- 1	0- 0	0- 0	AWAY	0- 0	0- 0	4- 1				
0- 0	0- 0	0- 0	NEUTRAL	0- 0	0- 0	0- 0				

RPI 1-25				RPI 26-50				RPI 51-100				RPI 101+ Team's RPI: 199			
RPI	S	Opponent	Score	RPI	S	Opponent	Score	RPI	S	Opponent	Score	RPI	S	Opponent	Score
4	A	Mississippi St.	47 90	27	A	Ohio St.	61 118	57	A	Georgia Tech	48 70	124	A	Southern Miss.	43 70
				29	A	LSU	40 93	73	A	North Carolina	54 84	213	A	Texas Southern	48 52
								100	A	Troy	66 95	219	H	Southern U.	75 70
												232	A	Samford	49 63
												264	H	Grambling	45 60
												277	A	Mississippi Val.	79 73
												289	A	Prairie View	75 61
												290	A	Savannah St.	39 54
												298	H	Alcorn	72 54
												315	A	Ark.-Pine Bluff	74 62
												347	H	Jackson St.	73 64
												349	A	Alabama A&M	52 37
LAST 12 Division I GAMES:															
289	A	Prairie View	75 61	315	A	Ark.-Pine Bluff	74 62								
213	A	Texas Southern	48 52	347	H	Jackson St.	73 64								
219	H	Southern U.	75 70	264	H	Grambling	45 60								
298	H	Alcorn	72 54	29	A	LSU	40 93								
349	A	Alabama A&M	52 37	4	A	Mississippi St.	47 90								
277	A	Mississippi Val.	79 73	27	A	Ohio St.	61 118								

Non-Div I Games: Mobile 84 45

Alabama St.

■ Loss,
 ■ Non-Conf,
 ■ S Site,
 ■ Home
 ■ A Away
 N Neutral

Average RPI Win:	237	WON-LOST	WINNING	LAST 10	STRENGTH OF	OPP. STRENGTH	TEAM	ADJ.	CONF.	ADJ CONF.
Average RPI Loss:	147	RECORD	PCT. RANK	GAMES	SCHEDULE	OF SCHEDULE	RPI	RPI	RPI	RPI
DIV. I ONLY	9- 10	194	4- 6	228	177	200	200	16	16	
DIV. I NON-CONF.	5- 5	165	2- 1	202	205	177	177	14	14	
TOTALS	RPI 1-25	RPI 26-50	W-L RECORDS	RPI 51-100	RPI 101-150	RPI 150+				
9- 10	0- 1	0- 1	OVERALL	1- 2	0- 0	8- 6				
5- 3	0- 0	0- 0	HOME	0- 0	0- 0	5- 3				
4- 6	0- 1	0- 1	AWAY	1- 1	0- 0	3- 3				
0- 1	0- 0	0- 0	NEUTRAL	0- 1	0- 0	0- 0				
5- 5	0- 1	0- 0	NON-CONFERENCE	1- 1	0- 0	4- 3				
3- 1	0- 0	0- 0	HOME	0- 0	0- 0	3- 1				
2- 3	0- 1	0- 0	AWAY	1- 0	0- 0	1- 2				
0- 1	0- 0	0- 0	NEUTRAL	0- 1	0- 0	0- 0				
4- 5	0- 0	0- 1	CONFERENCE	0- 1	0- 0	4- 3				
2- 2	0- 0	0- 0	HOME	0- 0	0- 0	2- 2				
2- 3	0- 0	0- 1	AWAY	0- 1	0- 0	2- 1				
0- 0	0- 0	0- 0	NEUTRAL	0- 0	0- 0	0- 0				

RPI 1-25				RPI 26-50				RPI 51-100				RPI 101+ Team's RPI: 200			
RPI	S	Opponent	Score	RPI	S	Opponent	Score	RPI	S	Opponent	Score	RPI	S	Opponent	Score
23	A	Oklahoma	48 80	33	A	Drake	59 75	54	A	UNI	49 79	163	H	Missouri St.	60 78
								67	N	South Dakota	57 68	171	H	Wichita St.	77 54
								94	A	Purdue	64 61	186	H	Memphis	69 61
												187	H	Indiana St.	53 68
												190	H	UAB	49 64
												211	A	SIUE	59 60
												227	A	Bradley	66 57
												247	H	Murray St.	70 63
												265	A	UT Martin	68 76
												278	A	Evansville	60 63
												285	H	Southeast Mo. St.	77 70
												302	H	Loyola Chicago	73 57
												304	A	UMKC	77 69
												313	A	Illinois St.	63 56
LAST 12 Division I GAMES:															
313	A	Illinois St.	63 56	54	A	UNI	49 79	187	H	Indiana St.	53 68				
227	A	Bradley	66 57	302	H	Loyola Chicago	73 57	67	N	South Dakota	57 68				
278	A	Evansville	60 63	304	A	UMKC	77 69	304	A	UMKC	77 69				
163	H	Missouri St.	60 78	186	H	Memphis	69 61								
171	H	Wichita St.	77 54												
33	A	Drake	59 75												

Non-Div I Games: Brescia 104 35

Southern Ill.

■ Loss,
 ■ Non-Conf,
 ■ S Site,
 ■ Home
 ■ A Away
 N Neutral

Average RPI Win:	251	WON-LOST	WINNING	LAST 10	STRENGTH OF	OPP. STRENGTH	TEAM	ADJ.	CONF.	ADJ CONF.
Average RPI Loss:	126	RECORD	PCT. RANK	GAMES	SCHEDULE	OF SCHEDULE	RPI	RPI	RPI	RPI
DIV. I ONLY	10- 9	149	6- 4	279	153	201	201	18	18	
DIV. I NON-CONF.	5- 5	165	2- 0	321	64	212	212	18	18	
TOTALS	RPI 1-25	RPI 26-50	W-L RECORDS	RPI 51-100	RPI 101-150	RPI 150+				
10- 9	0- 1	0- 1	OVERALL	1- 1	1- 3	8- 3				
6- 2	0- 0	0- 0	HOME	1- 0	0- 1	5- 1				
3- 6	0- 0	0- 0	AWAY	0- 0	1- 0	2- 0				
1- 1	0- 0	0- 1	NEUTRAL	0- 0	0- 0	1- 0				
5- 5	0- 1	0- 1	NON-CONFERENCE	0- 1	0- 1	5- 1				
3- 0	0- 0	0- 0	HOME	0- 0	0- 0	3- 0				
1- 4	0- 1	0- 0	AWAY	0- 1	0- 1	1- 1				
1- 1	0- 0	0- 1	NEUTRAL	0- 0	0- 0	1- 0				
5- 4	0- 0	0- 0	CONFERENCE	1- 0	1- 2	3- 2				
3- 2	0- 0	0- 0	HOME	1- 0	0- 1	2- 1				
2- 2	0- 0	0- 0	AWAY	0- 0	1- 1	1- 1				
0- 0	0- 0	0- 0	NEUTRAL	0- 0	0- 0	0- 0				

RPI 1-25				RPI 26-50				RPI 51-100				RPI 101+ Team's RPI: 201			
RPI	S	Opponent	Score	RPI	S	Opponent	Score	RPI	S	Opponent	Score	RPI	S	Opponent	Score
6	A	Oregon St.	38 61	44	N	James Madison	53 83	62	H	Montana St.	67 59	102	H	Northern Colo.	62 77
								79	A	Colorado	56 85	143	A	Idaho	67 60
												146	A	Santa Clara	78 82
												149	A	Eastern Wash.	41 58
												153	H	North Dakota	62 65
												205	A	Wisconsin	42 35
												210	A	Utah St.	56 69
												243	A	Weber St.	43 50
												243	H	Weber St.	57 52
												282	A	Northern Ariz.	64 51
												291	N	Davidson	70 58
												296	H	Denver	65 64
												327	H	UC Irvine	65 54
												330	H	Utah Valley	61 56
												333	H	Montana	61 43
LAST 12 Division I GAMES:															
282	A	Northern Ariz.	64 51	243	A	Weber St.	43 50								
243	H	Weber St.	57 52	62	H	Montana St.	67 59								
153	H	North Dakota	62 65	333	H	Montana	61 43								
102	H	Northern Colo.	62 77	330	H	Utah Valley	61 56								
143	A	Idaho	67 60	296	H	Denver	65 64								
149	A	Eastern Wash.	41 58	205	A	Wisconsin	42 35								

Non-Div I Games: Montana Tech 77 55

Idaho St.

■ Loss,
 ■ Non-Conf, S Site,
 ■ Home
 ■ Away
 N Neutral

Sacred Heart

Through Games Of Feb. 2, 2017

Average RPI Win:	270	WON-LOST	WINNING	LAST 10	STRENGTH OF	OPP. STRENGTH	TEAM	ADJ.	CONF.	ADJ CONF.
Average RPI Loss:	176	RECORD	PCT. RANK	GAMES	SCHEDULE	OF SCHEDULE	RPI	RPI	RPI	RPI
DIV. I ONLY	11- 10	155	8- 2	245	319	202	202	31	31	
DIV. I NON-CONF.	3- 8	262	0- 2	56	229	184	184	32	32	
TOTALS	RPI 1-25	RPI 26-50	W-L RECORDS	RPI 51-100	RPI 101-150	RPI 150+				
11- 10	0- 1	0- 0	OVERALL	0- 3	0- 1	11- 5				
6- 3	0- 1	0- 0	HOME	0- 0	0- 0	6- 2				
5- 7	0- 0	0- 0	AWAY	0- 3	0- 1	5- 3				
0- 0	0- 0	0- 0	NEUTRAL	0- 0	0- 0	0- 0				
3- 8	0- 1	0- 0	NON-CONFERENCE	0- 3	0- 1	3- 3				
1- 3	0- 1	0- 0	HOME	0- 0	0- 0	1- 2				
2- 5	0- 0	0- 0	AWAY	0- 3	0- 1	2- 1				
0- 0	0- 0	0- 0	NEUTRAL	0- 0	0- 0	0- 0				
8- 2	0- 0	0- 0	CONFERENCE	0- 0	0- 0	8- 2				
5- 0	0- 0	0- 0	HOME	0- 0	0- 0	5- 0				
3- 2	0- 0	0- 0	AWAY	0- 0	0- 0	3- 2				
0- 0	0- 0	0- 0	NEUTRAL	0- 0	0- 0	0- 0				

RPI 1-25				RPI 26-50			RPI 51-100			RPI 101+			Team's RPI: 202
RPI	S	Opponent	Score	RPI	S	Opponent	Score	RPI	S	Opponent	Score	RPI	Score
21	H	Harvard	60 68					71	A	Buffalo	55 76	133	A 64 81
								89	A	New Hampshire	43 71	170	A 56 44
								91	A	Iowa St.	56 76	188	H 66 80
												191	H 62 58
												196	A 77 69
												220	H 73 63
												230	H 69 59
												235	H 54 65
												295	A 65 53
												300	A 50 67
												309	A 62 68
												321	A 81 74
												325	A 59 61
												325	H 49 45
												332	H 66 48
												345	A 70 56
												345	H 62 52
LAST 12 Division I GAMES:													
325	A	Mt. St. Mary's	59 61	345	A	Wagner	70 56						
332	H	LIU Brooklyn	66 48	300	A	Central Conn. St.	50 67						
325	H	Mt. St. Mary's	49 45	220	H	Saint Francis (PA)	73 63						
345	H	Wagner	62 52	230	H	Robert Morris	69 59						
321	A	St. Francis Brooklyn	81 74	91	A	Iowa St.	56 76						
295	A	Bryant	65 53	89	A	New Hampshire	43 71						

Non-Div I Games:

Sacred Heart

■ Loss,
 ■ Non-Conf,
 ■ S Site,
 ■ Home
 ■ A Away
 N Neutral

Average RPI Win:	212	WON-LOST	WINNING	LAST 10	STRENGTH OF	OPP. STRENGTH	TEAM	ADJ.	CONF.	ADJ CONF.
Average RPI Loss:	162	RECORD	PCT. RANK	GAMES	SCHEDULE	OF SCHEDULE	RPI	RPI	RPI	RPI
DIV. I ONLY	10- 11	186	4- 6	198	201	203	203	25	25	
DIV. I NON-CONF.	7- 7	165	3- 2	128	186	146	146	23	23	
TOTALS	RPI 1-25	RPI 26-50	W-L RECORDS	RPI 51-100	RPI 101-150	RPI 150+				
10- 11	0- 2	0- 1	OVERALL	1- 0	1- 3	8- 5				
5- 6	0- 0	0- 1	HOME	1- 0	0- 2	4- 3				
5- 5	0- 2	0- 0	AWAY	0- 0	1- 1	4- 2				
0- 0	0- 0	0- 0	NEUTRAL	0- 0	0- 0	0- 0				
7- 7	0- 2	0- 1	NON-CONFERENCE	0- 0	1- 2	6- 2				
2- 5	0- 0	0- 1	HOME	0- 0	0- 2	2- 2				
5- 2	0- 2	0- 0	AWAY	0- 0	1- 0	4- 0				
0- 0	0- 0	0- 0	NEUTRAL	0- 0	0- 0	0- 0				
3- 4	0- 0	0- 0	CONFERENCE	1- 0	0- 1	2- 3				
3- 1	0- 0	0- 0	HOME	1- 0	0- 0	2- 1				
0- 3	0- 0	0- 0	AWAY	0- 0	0- 1	0- 2				
0- 0	0- 0	0- 0	NEUTRAL	0- 0	0- 0	0- 0				

RPI 1-25				RPI 26-50				RPI 51-100				RPI 101+ Team's RPI: 203			
RPI	S	Opponent	Score	RPI	S	Opponent	Score	RPI	S	Opponent	Score	RPI	S	Opponent	Score
8	A	Stanford	54 88	46	H	Michigan St.	59 63	96	H	Long Beach St.	63 56	104	A	UC Davis	65 81
10	A	Washington	44 101									127	A	St. Mary's (CA)	73 61
												149	H	Eastern Wash.	57 71
												150	H	Penn	36 47
												159	H	Detroit	76 67
												176	A	Fresno St.	61 57
												218	H	San Diego	67 76
												224	A	Seattle U	68 64
												236	H	UC Santa Barbara	75 61
												241	H	Portland St.	99 72
												243	A	Weber St.	89 78
												252	A	Cal Poly	68 79
												252	H	Cal Poly	63 70
												262	H	Southern Utah	71 77
												282	A	Northern Ariz.	83 79
												327	A	UC Irvine	52 77
												338	H	Cal St. Fullerton	58 41
LAST 12 Division I GAMES:															
				96	H	Long Beach St.	63 56					338	H	Cal St. Fullerton	58 41
				236	H	UC Santa Barbara	75 61					150	H	Penn	36 47
				252	H	Cal Poly	63 70					224	A	Seattle U	68 64
				104	A	UC Davis	65 81					262	H	Southern Utah	71 77
				327	A	UC Irvine	52 77					127	A	St. Mary's (CA)	73 61
				252	A	Cal Poly	68 79					243	A	Weber St.	89 78

Non-Div I Games:

CSUN

■ Loss,
■ Non-Conf,
■ S Site,
■ H Home
■ A Away
N Neutral

Average RPI Win:	286	WON-LOST	WINNING	LAST 10	STRENGTH OF	OPP. STRENGTH	TEAM	ADJ.	CONF.	ADJ CONF.
Average RPI Loss:	117	RECORD	PCT. RANK	GAMES	SCHEDULE	OF SCHEDULE	RPI	RPI	RPI	RPI
DIV. I ONLY	9- 8	148	5- 5	244	238	204	204	22	22	
DIV. I NON-CONF.	4- 3	141	2- 0	246	178	182	182	19	19	
TOTALS	RPI 1-25	RPI 26-50	W-L RECORDS	RPI 51-100	RPI 101-150	RPI 150+				
9- 8	0- 1	0- 1	OVERALL	0- 2	0- 1	9- 3				
6- 2	0- 0	0- 0	HOME	0- 1	0- 0	6- 1				
2- 5	0- 0	0- 0	AWAY	0- 1	0- 1	2- 0				
1- 1	0- 1	0- 0	NEUTRAL	0- 0	0- 0	1- 0				
4- 3	0- 1	0- 0	NON-CONFERENCE	0- 0	0- 1	4- 1				
2- 1	0- 0	0- 0	HOME	0- 0	0- 0	2- 1				
1- 1	0- 0	0- 0	AWAY	0- 0	0- 1	1- 0				
1- 1	0- 1	0- 0	NEUTRAL	0- 0	0- 0	1- 0				
5- 5	0- 0	0- 1	CONFERENCE	0- 2	0- 0	5- 2				
4- 1	0- 0	0- 0	HOME	0- 1	0- 0	4- 0				
1- 4	0- 0	0- 1	AWAY	0- 1	0- 0	1- 2				
0- 0	0- 0	0- 0	NEUTRAL	0- 0	0- 0	0- 0				

RPI 1-25				RPI 26-50				RPI 51-100				RPI 101+ Team's RPI: 204			
RPI	S	Opponent	Score	RPI	S	Opponent	Score	RPI	S	Opponent	Score	RPI	S	Opponent	Score
2	N	Notre Dame	51 91	50	A	UT Arlington	66 79	58	A	Little Rock	60 64	124	A	Southern Miss.	49 71
								58	H	Little Rock	64 82	173	H	Louisiana Tech	80 72
												178	H	Houston	64 69
												209	A	Texas St.	40 62
												255	A	Ga. Southern	60 63
												255	H	Ga. Southern	79 52
												272	H	Georgia St.	72 65
												279	A	McNeese	77 70
												285	N	Southeast Mo. St.	82 78
												323	A	Arkansas St.	80 72
												323	H	Arkansas St.	72 60
												331	H	La.-Monroe	67 57
												336	H	Southeastern La.	86 77
LAST 12 Division I GAMES:															
255	A	Ga. Southern	60 63	272	H	Georgia St.	72 65								
58	H	Little Rock	64 82	331	H	La.-Monroe	67 57								
323	H	Arkansas St.	72 60	323	A	Arkansas St.	80 72								
209	A	Texas St.	40 62	58	A	Little Rock	60 64								
50	A	UT Arlington	66 79	173	H	Louisiana Tech	80 72								
255	H	Ga. Southern	79 52	336	H	Southeastern La.	86 77								

Non-Div I Games: Xavier (LA) 74 55 Southern-N.O. 87 57

Louisiana

Loss, Non-Conf, S Site, H Home A Away N Neutral

Average RPI Win:	216	WON-LOST	WINNING	LAST 10	STRENGTH OF	OPP. STRENGTH	TEAM	ADJ.	CONF.	ADJ CONF.
Average RPI Loss:	93	RECORD	PCT. RANK	GAMES	SCHEDULE	OF SCHEDULE	RPI	RPI	RPI	RPI
DIV. I ONLY	5- 17	304	1- 9	53	96	205	205	6	6	
DIV. I NON-CONF.	5- 8	218	2- 1	90	226	188	188	5	5	
TOTALS	RPI 1-25	RPI 26-50	W-L RECORDS	RPI 51-100	RPI 101-150	RPI 150+				
5- 17	0- 0	1- 5	OVERALL	0- 7	0- 1	4- 4				
2- 9	0- 0	0- 3	HOME	0- 4	0- 0	2- 2				
2- 7	0- 0	1- 2	AWAY	0- 3	0- 0	1- 2				
1- 1	0- 0	0- 0	NEUTRAL	0- 0	0- 1	1- 0				
5- 8	0- 0	1- 1	NON-CONFERENCE	0- 3	0- 1	4- 3				
2- 5	0- 0	0- 1	HOME	0- 2	0- 0	2- 2				
2- 2	0- 0	1- 0	AWAY	0- 1	0- 0	1- 1				
1- 1	0- 0	0- 0	NEUTRAL	0- 0	0- 1	1- 0				
0- 9	0- 0	0- 4	CONFERENCE	0- 4	0- 0	0- 1				
0- 4	0- 0	0- 2	HOME	0- 2	0- 0	0- 0				
0- 5	0- 0	0- 2	AWAY	0- 2	0- 0	0- 1				
0- 0	0- 0	0- 0	NEUTRAL	0- 0	0- 0	0- 0				

RPI S	Opponent	Score	RPI S	Opponent	Score	RPI S	Opponent	Score	RPI S	Opponent	Score	Team's RPI: 205
			27 A	Ohio St.	61 70	51 H	Indiana	54 78	103 N	Ole Miss	44 69	
			31 H	Michigan	56 73	53 A	Minnesota	60 88	164 A	Milwaukee	63 80	
			34 A	Green Bay	54 53	73 H	North Carolina	59 72	184 A	Rutgers	52 68	
			39 H	Marquette	75 81	74 H	Dayton	64 83	201 H	Idaho St.	35 42	
			42 A	Northwestern	43 63	82 A	Charlotte	48 63	220 H	Saint Francis (PA)	100 103	
			46 H	Michigan St.	57 81	94 H	Purdue	57 79	223 H	Butler	60 55	
						98 A	Penn St.	46 76	233 N	Tennessee St.	80 70	
									277 H	Mississippi Val.	103 61	
									313 A	Illinois St.	64 46	
LAST 12 Division I GAMES:												
			42 A	Northwestern	43 63	53 A	Minnesota	60 88				
			51 H	Indiana	54 78	184 A	Rutgers	52 68				
			46 H	Michigan St.	57 81	31 H	Michigan	56 73				
			27 A	Ohio St.	61 70	34 A	Green Bay	54 53				
			98 A	Penn St.	46 76	39 H	Marquette	75 81				
			94 H	Purdue	57 79	277 H	Mississippi Val.	103 61				

Non-Div I Games:

Wisconsin

■ Loss,
■ Non-Conf,
■ S Site,
■ H Home
■ A Away
N Neutral

Average RPI Win:	239	WON-LOST	WINNING	LAST 10	STRENGTH OF	OPP. STRENGTH	TEAM	ADJ.	CONF.	ADJ CONF.
Average RPI Loss:	137	RECORD	PCT. RANK	GAMES	SCHEDULE	OF SCHEDULE	RPI	RPI	RPI	RPI
DIV. I ONLY	6- 11	249	3- 7	100	237	206	206	9	9	
DIV. I NON-CONF.	5- 8	218	3- 5	251	282	237	237	10	10	
TOTALS	RPI 1-25	RPI 26-50	W-L RECORDS	RPI 51-100	RPI 101-150	RPI 150+				
6- 11	0- 2	0- 0	OVERALL	1- 1	0- 4	5- 4				
4- 4	0- 1	0- 0	HOME	1- 0	0- 1	3- 2				
2- 7	0- 1	0- 0	AWAY	0- 1	0- 3	2- 2				
0- 0	0- 0	0- 0	NEUTRAL	0- 0	0- 0	0- 0				
5- 8	0- 0	0- 0	NON-CONFERENCE	0- 1	0- 3	5- 4				
3- 2	0- 0	0- 0	HOME	0- 0	0- 0	3- 2				
2- 6	0- 0	0- 0	AWAY	0- 1	0- 3	2- 2				
0- 0	0- 0	0- 0	NEUTRAL	0- 0	0- 0	0- 0				
1- 3	0- 2	0- 0	CONFERENCE	1- 0	0- 1	0- 0				
1- 2	0- 1	0- 0	HOME	1- 0	0- 1	0- 0				
0- 1	0- 1	0- 0	AWAY	0- 0	0- 0	0- 0				
0- 0	0- 0	0- 0	NEUTRAL	0- 0	0- 0	0- 0				

RPI 1-25				RPI 26-50				RPI 51-100				RPI 101+ Team's RPI: 206			
RPI	S	Opponent	Score	RPI	S	Opponent	Score	RPI	S	Opponent	Score	RPI	S	Opponent	Score
21	A	Harvard	65 70					85	H	Cornell	84 74	118	A	Maine	55 60
21	H	Harvard	61 70					89	A	New Hampshire	47 64	126	A	Old Dominion	56 82
												130	A	William & Mary	50 63
												147	H	Columbia	88 91
												165	A	Boston College	53 65
												168	H	Army West Point	60 68
												172	H	Albany (NY)	69 61
												237	H	Marist	61 66
												270	A	Boston U.	61 49
												280	A	Vermont	54 59
												294	A	Rhode Island	62 52
												300	H	Central Conn. St.	61 51
												314	H	Holy Cross	53 49
LAST 12 Division I GAMES:															
85	H	Cornell	84 74	165	A	Boston College	53 65								
147	H	Columbia	88 91	294	A	Rhode Island	62 52								
21	H	Harvard	61 70	237	H	Marist	61 66								
21	A	Harvard	65 70	118	A	Maine	55 60								
89	A	New Hampshire	47 64	270	A	Boston U.	61 49								
172	H	Albany (NY)	69 61	130	A	William & Mary	50 63								

Non-Div I Games:

Dartmouth

■ Loss,
 ■ Non-Conf,
 S Site,
 H Home
 A Away
 N Neutral

Average RPI Win:	204	WON-LOST	WINNING	LAST 10	STRENGTH OF	OPP. STRENGTH	TEAM	ADJ.	CONF.	ADJ CONF.
Average RPI Loss:	122	RECORD	PCT. RANK	GAMES	SCHEDULE	OF SCHEDULE	RPI	RPI	RPI	RPI
DIV. I ONLY	6- 14	273	3- 7	70	173	207	207	14	14	
DIV. I NON-CONF.	2- 7	284	0- 0	21	167	189	189	12	12	
TOTALS	RPI 1-25	RPI 26-50	W-L RECORDS	RPI 51-100	RPI 101-150	RPI 150+				
6- 14	0- 1	0- 1	OVERALL	1- 4	0- 4	5- 4				
3- 8	0- 0	0- 1	HOME	0- 2	0- 3	3- 2				
3- 6	0- 1	0- 0	AWAY	1- 2	0- 1	2- 2				
0- 0	0- 0	0- 0	NEUTRAL	0- 0	0- 0	0- 0				
2- 7	0- 1	0- 1	NON-CONFERENCE	0- 2	0- 2	2- 1				
1- 5	0- 0	0- 1	HOME	0- 1	0- 2	1- 1				
1- 2	0- 1	0- 0	AWAY	0- 1	0- 0	1- 0				
0- 0	0- 0	0- 0	NEUTRAL	0- 0	0- 0	0- 0				
4- 7	0- 0	0- 0	CONFERENCE	1- 2	0- 2	3- 3				
2- 3	0- 0	0- 0	HOME	0- 1	0- 1	2- 1				
2- 4	0- 0	0- 0	AWAY	1- 1	0- 1	1- 2				
0- 0	0- 0	0- 0	NEUTRAL	0- 0	0- 0	0- 0				

RPI 1-25				RPI 26-50				RPI 51-100				RPI 101+ Team's RPI: 207			
RPI	S	Opponent	Score	RPI	S	Opponent	Score	RPI	S	Opponent	Score	RPI	S	Opponent	Score
9	A	UCLA	55 82	39	H	Marquette	75 89	62	H	Montana St.	66 72	102	H	Northern Colo.	56 60
								81	A	Gonzaga	65 63	104	H	UC Davis	87 95
								96	A	Long Beach St.	58 66	127	A	St. Mary's (CA)	74 82
								99	A	BYU	50 68	127	H	St. Mary's (CA)	54 63
								99	H	BYU	55 68	161	A	San Francisco	64 67
												161	H	San Francisco	63 60
												176	H	Fresno St.	67 74
												192	A	San Jose St.	99 96
												197	H	Loyola Marymount	52 65
												218	H	San Diego	84 64
												269	A	Portland	84 74
												301	H	CSU Bakersfield	91 61
												303	A	Pepperdine	58 59
LAST 12 Division I GAMES:															
127	A	St. Mary's (CA)	74 82	303	A	Pepperdine	58 59								
161	A	San Francisco	64 67	99	H	BYU	55 68								
197	H	Loyola Marymount	52 65	218	H	San Diego	84 64								
99	A	BYU	50 68	81	A	Gonzaga	65 63								
127	H	St. Mary's (CA)	54 63	269	A	Portland	84 74								
161	H	San Francisco	63 60	102	H	Northern Colo.	56 60								

Non-Div I Games: UC Merced 111 50 William Jessup 103 65

Pacific

Loss, Non-Conf, S Site, H Home A Away N Neutral

Average RPI Win: 243	WON-LOST	WINNING	LAST 10	STRENGTH OF	OPP. STRENGTH	TEAM	ADJ.	CONF.	ADJ CONF.
Average RPI Loss: 101	RECORD	PCT. RANK	GAMES	SCHEDULE	OF SCHEDULE	RPI	RPI	RPI	RPI
DIV. I ONLY	7- 9	208	5- 5	184	123	208	208	9	9
DIV. I NON-CONF.	6- 7	182	6- 3	240	80	195	195	10	10
TOTALS	RPI 1-25	RPI 26-50	W-L RECORDS	RPI 51-100	RPI 101-150	RPI 150+			
7- 9	0- 1	0- 0	OVERALL	0- 3	1- 4	6- 1			
5- 4	0- 0	0- 0	HOME	0- 1	1- 2	4- 1			
2- 5	0- 1	0- 0	AWAY	0- 2	0- 2	2- 0			
0- 0	0- 0	0- 0	NEUTRAL	0- 0	0- 0	0- 0			
6- 7	0- 1	0- 0	NON-CONFERENCE	0- 3	0- 3	6- 0			
4- 2	0- 0	0- 0	HOME	0- 1	0- 1	4- 0			
2- 5	0- 1	0- 0	AWAY	0- 2	0- 2	2- 0			
0- 0	0- 0	0- 0	NEUTRAL	0- 0	0- 0	0- 0			
1- 2	0- 0	0- 0	CONFERENCE	0- 0	1- 1	0- 1			
1- 2	0- 0	0- 0	HOME	0- 0	1- 1	0- 1			
0- 0	0- 0	0- 0	AWAY	0- 0	0- 0	0- 0			
0- 0	0- 0	0- 0	NEUTRAL	0- 0	0- 0	0- 0			

RPI 1-25				RPI 26-50				RPI 51-100				RPI 101+				Team's RPI: 208	
RPI	S	Opponent	Score	RPI	S	Opponent	Score	RPI	S	Opponent	Score	RPI	S	Opponent	Score		
17	A	Kansas St.	42 60					57	A	Georgia Tech	51 67	108	A	Delaware	62 66		
								69	A	George Washington	45 56	121	A	Fordham	55 57		
								74	H	Dayton	56 62	129	H	Rider	62 70		
												134	H	Yale	74 62		
												150	H	Penn	57 62		
												183	H	Seton Hall	94 67		
												184	H	Rutgers	64 34		
												188	H	Brown	88 98		
												250	A	UMBC	69 58		
												283	A	Lipscomb	71 43		
												324	H	Lafayette	65 27		
												345	H	Wagner	107 44		
LAST 12 Division I GAMES:																	
134	H	Yale	74 62	17	A	Kansas St.	42 60	121	A	Fordham	55 57						
188	H	Brown	88 98	324	H	Lafayette	65 27	250	A	UMBC	69 58						
150	H	Penn	57 62	183	H	Seton Hall	94 67	184	H	Rutgers	64 34						
283	A	Lipscomb	71 43														
57	A	Georgia Tech	51 67														
345	H	Wagner	107 44														

Non-Div I Games:

Princeton

Average RPI Win:	258	WON-LOST	WINNING	LAST 10	STRENGTH OF	OPP. STRENGTH	TEAM	ADJ.	CONF.	ADJ CONF.
Average RPI Loss:	151	RECORD	PCT. RANK	GAMES	SCHEDULE	OF SCHEDULE	RPI	RPI	RPI	RPI
DIV. I ONLY	10- 9	149	6- 4	288	229	209	209	22	22	
DIV. I NON-CONF.	5- 5	165	2- 1	305	237	213	213	19	19	
TOTALS	RPI 1-25	RPI 26-50	W-L RECORDS	RPI 51-100	RPI 101-150	RPI 150+				
10- 9	0- 1	0- 1	OVERALL	0- 1	0- 1	10- 5				
6- 3	0- 0	0- 1	HOME	0- 0	0- 0	6- 2				
4- 6	0- 1	0- 0	AWAY	0- 1	0- 1	4- 3				
0- 0	0- 0	0- 0	NEUTRAL	0- 0	0- 0	0- 0				
5- 5	0- 1	0- 0	NON-CONFERENCE	0- 0	0- 1	5- 3				
3- 1	0- 0	0- 0	HOME	0- 0	0- 0	3- 1				
2- 4	0- 1	0- 0	AWAY	0- 0	0- 1	2- 2				
0- 0	0- 0	0- 0	NEUTRAL	0- 0	0- 0	0- 0				
5- 4	0- 0	0- 1	CONFERENCE	0- 1	0- 0	5- 2				
3- 2	0- 0	0- 1	HOME	0- 0	0- 0	3- 1				
2- 2	0- 0	0- 0	AWAY	0- 1	0- 0	2- 1				
0- 0	0- 0	0- 0	NEUTRAL	0- 0	0- 0	0- 0				

RPI 1-25				RPI 26-50				RPI 51-100				RPI 101+ Team's RPI: 209			
RPI	S	Opponent	Score	RPI	S	Opponent	Score	RPI	S	Opponent	Score	RPI	S	Opponent	Score
5	A	Baylor	24 90	50	H	UT Arlington	39 61	100	A	Troy	54 65	109	A	SMU	56 64
												157	A	UTSA	47 72
												178	A	Houston	61 56
												185	A	Appalachian St.	53 37
												185	H	Appalachian St.	64 66
												204	H	Louisiana	62 40
												213	H	Texas Southern	53 66
												216	A	North Texas	59 58
												246	A	South Ala.	57 44
												249	A	Coastal Caro.	48 64
												249	H	Coastal Caro.	83 62
												288	H	A&M-Corpus Christi	57 50
												289	A	Prairie View	60 64
												331	H	La.-Monroe	63 50
												335	H	Incarnate Word	67 50
												343	H	Sam Houston St.	69 46
LAST 12 Division I GAMES:															
249	A	Coastal Caro.	48 64	50	H	UT Arlington	39 61	249	H	Coastal Caro.	83 62				
185	A	Appalachian St.	53 37	185	H	Appalachian St.	64 66	216	A	North Texas	59 58				
204	H	Louisiana	62 40	343	H	Sam Houston St.	69 46	289	A	Prairie View	60 64				
331	H	La.-Monroe	63 50												
246	A	South Ala.	57 44												
100	A	Troy	54 65												

Non-Div I Games: St. Edward's 51 65

Texas St.

Average RPI Win:	259	WON-LOST	WINNING	LAST 10	STRENGTH OF	OPP. STRENGTH	TEAM	ADJ.	CONF.	ADJ CONF.
Average RPI Loss:	114	RECORD	PCT. RANK	GAMES	SCHEDULE	OF SCHEDULE	RPI	RPI	RPI	RPI
DIV. I ONLY	10- 10	167	4- 6	250	186	210	210	13	13	
DIV. I NON-CONF.	6- 4	126	0- 2	331	246	246	246	15	15	
TOTALS	RPI 1-25	RPI 26-50	W-L RECORDS	RPI 51-100	RPI 101-150	RPI 150+				
10- 10	0- 0	0- 1	OVERALL	1- 5	0- 3	9- 1				
6- 4	0- 0	0- 0	HOME	1- 2	0- 1	5- 1				
3- 6	0- 0	0- 1	AWAY	0- 3	0- 2	3- 0				
1- 0	0- 0	0- 0	NEUTRAL	0- 0	0- 0	1- 0				
6- 4	0- 0	0- 1	NON-CONFERENCE	1- 1	0- 1	5- 1				
4- 2	0- 0	0- 0	HOME	1- 1	0- 0	3- 1				
1- 2	0- 0	0- 1	AWAY	0- 0	0- 1	1- 0				
1- 0	0- 0	0- 0	NEUTRAL	0- 0	0- 0	1- 0				
4- 6	0- 0	0- 0	CONFERENCE	0- 4	0- 2	4- 0				
2- 2	0- 0	0- 0	HOME	0- 1	0- 1	2- 0				
2- 4	0- 0	0- 0	AWAY	0- 3	0- 1	2- 0				
0- 0	0- 0	0- 0	NEUTRAL	0- 0	0- 0	0- 0				

RPI S	Opponent	Score	RPI S	Opponent	Score	RPI S	Opponent	Score	RPI S	Opponent	Score	Team's RPI: 210
48	A Utah	58 65	62	H Montana St.	64 56	115	A Arizona	57 61				
			75	A Boise St.	56 76	148	A New Mexico	67 78				
			76	A Colorado St.	43 74	148	H New Mexico	58 68				
			77	A UNLV	53 55	176	A Fresno St.	52 47				
			95	H Wyoming	48 71	201	H Idaho St.	69 56				
			99	H BYU	40 60	225	H San Diego St.	53 47				
						262	H Southern Utah	54 70				
						286	A Nevada	81 69				
						316	H Air Force	65 62				
						327	H UC Irvine	66 52				
						330	H Utah Valley	56 45				
						333	A Montana	65 47				
						335	N Incarnate Word	79 46				
LAST 12 Division I GAMES:												
286	A Nevada	81 69	77	A UNLV	53 55							
176	A Fresno St.	52 47	148	A New Mexico	67 78							
148	H New Mexico	58 68	316	H Air Force	65 62							
76	A Colorado St.	43 74	75	A Boise St.	56 76							
225	H San Diego St.	53 47	115	A Arizona	57 61							
95	H Wyoming	48 71	99	H BYU	40 60							

Non-Div I Games: Westminster (UT) 72 49

Utah St.

Average RPI Win:	274	WON-LOST	WINNING	LAST 10	STRENGTH OF	OPP. STRENGTH	TEAM	ADJ.	CONF.	ADJ CONF.
Average RPI Loss:	144	RECORD	PCT. RANK	GAMES	SCHEDULE	OF SCHEDULE	RPI	RPI	RPI	RPI
DIV. I ONLY	8- 14	244	5- 5	122	315	211	211	26	26	
DIV. I NON-CONF.	3- 9	275	1- 1	45	294	207	207	26	26	
TOTALS	RPI 1-25	RPI 26-50	W-L RECORDS	RPI 51-100	RPI 101-150	RPI 150+				
8- 14	0- 0	0- 2	OVERALL	0- 4	0- 3	8- 5				
5- 2	0- 0	0- 0	HOME	0- 1	0- 0	5- 1				
2- 9	0- 0	0- 2	AWAY	0- 2	0- 2	2- 3				
1- 3	0- 0	0- 0	NEUTRAL	0- 1	0- 1	1- 1				
3- 9	0- 0	0- 2	NON-CONFERENCE	0- 3	0- 3	3- 1				
2- 1	0- 0	0- 0	HOME	0- 1	0- 0	2- 0				
0- 5	0- 0	0- 2	AWAY	0- 1	0- 2	0- 0				
1- 3	0- 0	0- 0	NEUTRAL	0- 1	0- 1	1- 1				
5- 5	0- 0	0- 0	CONFERENCE	0- 1	0- 0	5- 4				
3- 1	0- 0	0- 0	HOME	0- 0	0- 0	3- 1				
2- 4	0- 0	0- 0	AWAY	0- 1	0- 0	2- 3				
0- 0	0- 0	0- 0	NEUTRAL	0- 0	0- 0	0- 0				

RPI S	Opponent	Score	RPI S	Opponent	Score	RPI S	Opponent	Score	RPI S	Opponent	Score	Team's RPI: 211
32	A Missouri	60 72	67	N South Dakota	68 75	110	N Vanderbilt	63 73				
41	A South Dakota St.	49 82	78	A Belmont	67 94	111	A Saint Louis	49 90				
			86	A Northern Ill.	78 97	139	A Stetson	68 78				
			93	H Western Ill.	74 76	194	A Morehead St.	66 69				
						200	H Southern Ill.	60 59				
						233	H Tennessee St.	73 52				
						247	H Murray St.	77 84				
						254	A Austin Peay	62 85				
						257	H Tennessee Tech	60 49				
						258	N Bethune-Cookman	78 83				
						265	A UT Martin	70 68				
						285	H Southeast Mo. St.	70 69				
						305	A Eastern Ill.	75 59				
						311	A Eastern Ky.	63 75				
						313	H Illinois St.	92 80				
						330	N Utah Valley	71 64				
LAST 12 Division I GAMES:												
78	A Belmont	67 94	254	A Austin Peay	62 85							
305	A Eastern Ill.	75 59	194	A Morehead St.	66 69							
233	H Tennessee St.	73 52	311	A Eastern Ky.	63 75							
265	A UT Martin	70 68	257	H Tennessee Tech	60 49							
285	H Southeast Mo. St.	70 69	313	H Illinois St.	92 80							
247	H Murray St.	77 84	258	N Bethune-Cookman	78 83							

Non-Div I Games: Mo.-St. Louis 59 49

SIUE

■ Loss,
 ■ Non-Conf,
 ■ S Site,
 ■ H Home
 ■ A Away
 N Neutral

UNC Asheville

Through Games Of Feb. 2, 2017

Average RPI Win:	281	WON-LOST	WINNING	LAST 10	STRENGTH OF	OPP. STRENGTH	TEAM	ADJ.	CONF.	ADJ CONF.
Average RPI Loss:	173	RECORD	PCT. RANK	GAMES	SCHEDULE	OF SCHEDULE	RPI	RPI	RPI	RPI
DIV. I ONLY	10- 9	149	5- 5	294	302	212	212	28	28	
DIV. I NON-CONF.	5- 5	165	0- 3	200	248	157	157	28	28	
TOTALS	RPI 1-25	RPI 26-50	W-L RECORDS	RPI 51-100	RPI 101-150	RPI 150+				
10- 9	0- 1	0- 1	OVERALL	0- 0	0- 2	10- 5				
5- 3	0- 0	0- 0	HOME	0- 0	0- 1	5- 2				
5- 5	0- 0	0- 1	AWAY	0- 0	0- 1	5- 0				
0- 1	0- 1	0- 0	NEUTRAL	0- 0	0- 0	0- 0				
5- 5	0- 1	0- 1	NON-CONFERENCE	0- 0	0- 1	5- 2				
3- 0	0- 0	0- 0	HOME	0- 0	0- 0	3- 0				
2- 4	0- 0	0- 1	AWAY	0- 0	0- 1	2- 2				
0- 1	0- 1	0- 0	NEUTRAL	0- 0	0- 0	0- 0				
5- 4	0- 0	0- 0	CONFERENCE	0- 0	0- 1	5- 3				
2- 3	0- 0	0- 0	HOME	0- 0	0- 1	2- 2				
3- 1	0- 0	0- 0	AWAY	0- 0	0- 0	3- 1				
0- 0	0- 0	0- 0	NEUTRAL	0- 0	0- 0	0- 0				

RPI 1-25			RPI 26-50			RPI 51-100			RPI 101+ Team's RPI: 212		
RPI	S	Opponent	Score	RPI	S	Opponent	Score	RPI	S	Opponent	Score
21	N	Harvard	62 79	43	A	Virginia Tech	52 71	121	A	Fordham	42 55
								123	H	Radford	62 64
								185	A	Appalachian St.	51 81
								226	H	Campbell	55 61
								231	H	Wofford	84 65
								240	A	Presbyterian	67 60
								248	A	Furman	51 63
								253	A	UNCG	77 63
								257	H	Tennessee Tech	77 65
								275	H	Liberty	64 54
								281	A	Gardner-Webb	52 55
								284	H	Charleston So.	56 47
								297	H	Western Caro.	62 53
								308	H	High Point	60 76
								310	A	USC Upstate	70 59
								326	A	Winthrop	68 53
								334	A	Longwood	80 53
LAST 12 Division I GAMES:											
284	H	Charleston So.	56 47	326	A	Winthrop	68 53				
123	H	Radford	62 64	334	A	Longwood	80 53				
240	A	Presbyterian	67 60	226	H	Campbell	55 61				
275	H	Liberty	64 54	121	A	Fordham	42 55				
281	A	Gardner-Webb	52 55	21	N	Harvard	62 79				
308	H	High Point	60 76	185	A	Appalachian St.	51 81				

Non-Div I Games: Warren Wilson 113 51

UNC Asheville

■ Loss,
 ■ Non-Conf,
 ■ S Site,
 ■ H Home
 ■ A Away
 N Neutral

Texas Southern

Through Games Of Feb. 2, 2017

Average RPI Win:	276	WON-LOST	WINNING	LAST 10	STRENGTH OF	OPP. STRENGTH	TEAM	ADJ.	CONF.	ADJ CONF.
Average RPI Loss:	211	RECORD	PCT. RANK	GAMES	SCHEDULE	OF SCHEDULE	RPI	RPI	RPI	RPI
DIV. I ONLY	12- 7	111	8- 2	346	300	213	213	30	30	
DIV. I NON-CONF.	5- 5	165	1- 2	338	207	211	211	30	30	
TOTALS	RPI 1-25	RPI 26-50	W-L RECORDS	RPI 51-100	RPI 101-150	RPI 150+				
12- 7	0- 0	0- 0	OVERALL	0- 0	0- 2	12- 5				
4- 1	0- 0	0- 0	HOME	0- 0	0- 0	4- 1				
7- 6	0- 0	0- 0	AWAY	0- 0	0- 2	7- 4				
1- 0	0- 0	0- 0	NEUTRAL	0- 0	0- 0	1- 0				
5- 5	0- 0	0- 0	NON-CONFERENCE	0- 0	0- 2	5- 3				
0- 1	0- 0	0- 0	HOME	0- 0	0- 0	0- 1				
4- 4	0- 0	0- 0	AWAY	0- 0	0- 2	4- 2				
1- 0	0- 0	0- 0	NEUTRAL	0- 0	0- 0	1- 0				
7- 2	0- 0	0- 0	CONFERENCE	0- 0	0- 0	7- 2				
4- 0	0- 0	0- 0	HOME	0- 0	0- 0	4- 0				
3- 2	0- 0	0- 0	AWAY	0- 0	0- 0	3- 2				
0- 0	0- 0	0- 0	NEUTRAL	0- 0	0- 0	0- 0				

RPI 1-25			RPI 26-50			RPI 51-100			RPI 101+			Team's RPI: 213
RPI	S	Opponent	Score	RPI	S	Opponent	Score	RPI	S	Opponent	Score	
								109	A	SMU	36	61
								142	A	TCU	48	77
								152	H	Rice	49	52
								195	A	New Orleans	57	63
								199	H	Alabama St.	52	48
								209	A	Texas St.	66	53
								219	A	Southern U.	77	71
								240	N	Presbyterian	74	62
								264	H	Grambling	69	61
								271	A	FIU	70	62
								277	A	Mississippi Val.	74	75
								288	A	A&M-Corpus Christi	61	64
								289	A	Prairie View	70	62
								292	A	UTEP	89	68
								298	A	Alcorn	57	53
								315	A	Ark.-Pine Bluff	45	49
								339	A	Houston Baptist	50	34
								347	H	Jackson St.	62	52
								349	H	Alabama A&M	60	51
LAST 12 Division I GAMES:												
349	H	Alabama A&M	60	51	289	A	Prairie View	70	62			
199	H	Alabama St.	52	48	219	A	Southern U.	77	71			
277	A	Mississippi Val.	74	75	298	A	Alcorn	57	53			
315	A	Ark.-Pine Bluff	45	49	271	A	FIU	70	62			
347	H	Jackson St.	62	52	109	A	SMU	36	61			
264	H	Grambling	69	61	142	A	TCU	48	77			

Non-Div I Games: P.R.-Bayamon 64 58

Texas Southern

■ Loss,
 ■ Non-Conf, S Site,
 ■ Home
 ■ Away
 N Neutral

Grand Canyon

Through Games Of Feb. 2, 2017

Average RPI Win: 280	WON-LOST	WINNING	LAST 10	STRENGTH OF	OPP. STRENGTH	TEAM	ADJ.	CONF.	ADJ CONF.
Average RPI Loss: 139	RECORD	PCT. RANK	GAMES	SCHEDULE	OF SCHEDULE	RPI	RPI	RPI	RPI
DIV. I ONLY	11- 7	121	6- 3	323	234	214	214	29	29
DIV. I NON-CONF.	7- 5	137	4- 1	298	175	194	194	29	29
TOTALS	RPI 1-25	RPI 26-50	W-L RECORDS	RPI 51-100	RPI 101-150	RPI 150+			
11- 7	0- 2	0- 0	OVERALL	0- 0	1- 0	10- 5			
9- 2	0- 1	0- 0	HOME	0- 0	1- 0	8- 1			
2- 5	0- 1	0- 0	AWAY	0- 0	0- 0	2- 4			
0- 0	0- 0	0- 0	NEUTRAL	0- 0	0- 0	0- 0			
7- 5	0- 2	0- 0	NON-CONFERENCE	0- 0	1- 0	6- 3			
6- 1	0- 1	0- 0	HOME	0- 0	1- 0	5- 0			
1- 4	0- 1	0- 0	AWAY	0- 0	0- 0	1- 3			
0- 0	0- 0	0- 0	NEUTRAL	0- 0	0- 0	0- 0			
4- 2	0- 0	0- 0	CONFERENCE	0- 0	0- 0	4- 2			
3- 1	0- 0	0- 0	HOME	0- 0	0- 0	3- 1			
1- 1	0- 0	0- 0	AWAY	0- 0	0- 0	1- 1			
0- 0	0- 0	0- 0	NEUTRAL	0- 0	0- 0	0- 0			

RPI 1-25				RPI 26-50				RPI 51-100				RPI 101+ Team's RPI: 214			
RPI	S	Opponent	Score	RPI	S	Opponent	Score	RPI	S	Opponent	Score	RPI	S	Opponent	Score
10	H	Washington	66 101									143	H	Idaho	64 60
12	A	Duke	47 90									152	A	Rice	50 64
												169	A	UC Riverside	64 77
												179	H	New Mexico St.	65 81
												224	A	Seattle U	60 86
												228	A	Hawaii	47 51
												252	H	Cal Poly	64 59
												260	H	UTRGV	60 59
												262	A	Southern Utah	76 73
												282	H	Northern Ariz.	76 65
												296	H	Denver	73 70
												298	H	Alcorn	77 44
												304	H	UMKC	75 64
												328	H	Fla. Atlantic	81 60
												329	H	Chicago St.	57 39
												330	A	Utah Valley	62 46
LAST 12 Division I GAMES:															
329	H	Chicago St.	57 39	228	A	Hawaii	47 51								
304	H	UMKC	75 64	282	H	Northern Ariz.	76 65								
224	A	Seattle U	60 86	262	A	Southern Utah	76 73								
260	H	UTRGV	60 59	252	H	Cal Poly	64 59								
179	H	New Mexico St.	65 81	328	H	Fla. Atlantic	81 60								
330	A	Utah Valley	62 46	10	H	Washington	66 101								

Non-Div I Games: Chaminade 85 55

Grand Canyon

■ Loss,
 ■ Non-Conf, S Site,
 ■ Home
 ■ Away
 N Neutral

Average RPI Win:	281	WON-LOST	WINNING	LAST 10	STRENGTH OF	OPP. STRENGTH	TEAM	ADJ.	CONF.	ADJ CONF.
Average RPI Loss:	119	RECORD	PCT. RANK	GAMES	SCHEDULE	OF SCHEDULE	RPI	RPI	RPI	RPI
DIV. I ONLY	5- 15	293	1- 8	67	252	215	215	10	10	
DIV. I NON-CONF.	4- 7	224	1- 1	168	334	222	222	11	11	
TOTALS	RPI 1-25	RPI 26-50	W-L RECORDS	RPI 51-100	RPI 101-150	RPI 150+				
5- 15	0- 0	0- 0	OVERALL	0- 7	0- 2	5- 6				
1- 6	0- 0	0- 0	HOME	0- 3	0- 0	1- 3				
2- 7	0- 0	0- 0	AWAY	0- 4	0- 2	2- 1				
2- 2	0- 0	0- 0	NEUTRAL	0- 0	0- 0	2- 2				
4- 7	0- 0	0- 0	NON-CONFERENCE	0- 1	0- 1	4- 5				
0- 3	0- 0	0- 0	HOME	0- 1	0- 0	0- 2				
2- 2	0- 0	0- 0	AWAY	0- 0	0- 1	2- 1				
2- 2	0- 0	0- 0	NEUTRAL	0- 0	0- 0	2- 2				
1- 8	0- 0	0- 0	CONFERENCE	0- 6	0- 1	1- 1				
1- 3	0- 0	0- 0	HOME	0- 2	0- 0	1- 1				
0- 5	0- 0	0- 0	AWAY	0- 4	0- 1	0- 0				
0- 0	0- 0	0- 0	NEUTRAL	0- 0	0- 0	0- 0				

RPI 1-25				RPI 26-50				RPI 51-100				RPI 101+				Team's RPI: 215	
RPI	S	Opponent	Score	RPI	S	Opponent	Score	RPI	S	Opponent	Score	RPI	S	Opponent	Score		
								61	H	Ohio	62	79	112	A	Kent St.	66	84
								68	H	IUPUI	53	65	138	A	Wright St.	57	65
								71	A	Buffalo	45	71	154	N	Providence	59	75
								71	H	Buffalo	51	68	156	H	Cincinnati	43	49
								80	A	Central Mich.	61	80	158	N	La Salle	70	79
								86	A	Northern Ill.	76	89	167	H	Western Mich.	60	85
								87	A	Toledo	50	64	187	H	Indiana St.	54	62
													194	A	Morehead St.	43	77
													254	A	Austin Peay	73	58
													259	H	Eastern Mich.	72	61
													266	A	Northern Ky.	60	50
													311	N	Eastern Ky.	65	54
													317	N	Fort Wayne	69	47
LAST 12 Division I GAMES:																	
				112	A	Kent St.	66	84		87	A	Toledo	50	64			
				61	H	Ohio	62	79		167	H	Western Mich.	60	85			
				86	A	Northern Ill.	76	89		71	A	Buffalo	45	71			
				80	A	Central Mich.	61	80		138	A	Wright St.	57	65			
				71	H	Buffalo	51	68		311	N	Eastern Ky.	65	54			
				259	H	Eastern Mich.	72	61		317	N	Fort Wayne	69	47			

Non-Div I Games: Cedarville 70 57 Northwood 64 49

Miami (OH)

Loss, Non-Conf, S Site, H Home A Away N Neutral

North Texas

Through Games Of Feb. 2, 2017

Average RPI Win:	174	WON-LOST	WINNING	LAST 10	STRENGTH OF	OPP. STRENGTH	TEAM	ADJ.	CONF.	ADJ CONF.
Average RPI Loss:	132	RECORD	PCT. RANK	GAMES	SCHEDULE	OF SCHEDULE	RPI	RPI	RPI	RPI
DIV. I ONLY	6- 14	273	3- 7	92	172	216	216	15	15	
DIV. I NON-CONF.	3- 8	262	1- 2	163	235	258	258	17	17	
TOTALS	RPI 1-25	RPI 26-50	W-L RECORDS	RPI 51-100	RPI 101-150	RPI 150+				
6- 14	0- 0	0- 0	OVERALL	0- 5	3- 3	3- 6				
4- 5	0- 0	0- 0	HOME	0- 2	2- 0	2- 3				
2- 7	0- 0	0- 0	AWAY	0- 3	1- 3	1- 1				
0- 2	0- 0	0- 0	NEUTRAL	0- 0	0- 0	0- 2				
3- 8	0- 0	0- 0	NON-CONFERENCE	0- 2	1- 2	2- 4				
2- 2	0- 0	0- 0	HOME	0- 1	0- 0	2- 1				
1- 4	0- 0	0- 0	AWAY	0- 1	1- 2	0- 1				
0- 2	0- 0	0- 0	NEUTRAL	0- 0	0- 0	0- 2				
3- 6	0- 0	0- 0	CONFERENCE	0- 3	2- 1	1- 2				
2- 3	0- 0	0- 0	HOME	0- 1	2- 0	0- 2				
1- 3	0- 0	0- 0	AWAY	0- 2	0- 1	1- 0				
0- 0	0- 0	0- 0	NEUTRAL	0- 0	0- 0	0- 0				

RPI 1-25			RPI 26-50			RPI 51-100			RPI 101+			Team's RPI: 216
RPI	S	Opponent	Score	RPI	S	Opponent	Score	RPI	S	Opponent	Score	
						51 H Indiana	64 94	109 A SMU		51 65		
						58 A Little Rock	44 55	115 A Arizona		62 58		
						82 A Charlotte	49 66	124 H Southern Miss.		75 62		
						82 H Charlotte	63 78	126 A Old Dominion		47 62		
						83 A Middle Tenn.	52 60	126 H Old Dominion		65 55		
								140 A Tulsa		58 63		
								151 H Iona		66 55		
								152 H Rice		49 51		
								162 N Omaha		57 85		
								163 A Missouri St.		54 63		
								173 H Louisiana Tech		65 72		
								190 A UAB		59 58		
								209 H Texas St.		58 59		
								260 N UTRGV		69 74		
								335 H Incarnate Word		84 61		
LAST 12 Division I GAMES:												
126 A		Old Dominion	47 62	190 A		UAB	59 58					
82 A		Charlotte	49 66	126 H		Old Dominion	65 55					
173 H		Louisiana Tech	65 72	82 H		Charlotte	63 78					
124 H		Southern Miss.	75 62	209 H		Texas St.	58 59					
152 H		Rice	49 51	163 A		Missouri St.	54 63					
83 A		Middle Tenn.	52 60	335 H		Incarnate Word	84 61					

Non-Div I Games:

North Texas

■ Loss,
 ■ Non-Conf,
 ■ S Site,
 ■ H Home
 ■ A Away
 N Neutral

Average RPI Win: 230	WON-LOST	WINNING	LAST 10	STRENGTH OF	OPP. STRENGTH	TEAM	ADJ.	CONF.	ADJ CONF.
Average RPI Loss: 118	RECORD	PCT. RANK	GAMES	SCHEDULE	OF SCHEDULE	RPI	RPI	RPI	RPI
DIV. I ONLY	7- 12	240	3- 7	179	101	217	217	8	8
DIV. I NON-CONF.	4- 6	209	0- 2	211	142	215	215	8	8
TOTALS	RPI 1-25	RPI 26-50	W-L RECORDS	RPI 51-100	RPI 101-150	RPI 150+			
7- 12	0- 1	0- 2	OVERALL	0- 1	0- 3	7- 5			
4- 6	0- 0	0- 0	HOME	0- 1	0- 2	4- 3			
3- 6	0- 1	0- 2	AWAY	0- 0	0- 1	3- 2			
0- 0	0- 0	0- 0	NEUTRAL	0- 0	0- 0	0- 0			
4- 6	0- 1	0- 1	NON-CONFERENCE	0- 0	0- 1	4- 3			
2- 3	0- 0	0- 0	HOME	0- 0	0- 0	2- 3			
2- 3	0- 1	0- 1	AWAY	0- 0	0- 1	2- 0			
0- 0	0- 0	0- 0	NEUTRAL	0- 0	0- 0	0- 0			
3- 6	0- 0	0- 1	CONFERENCE	0- 1	0- 2	3- 2			
2- 3	0- 0	0- 0	HOME	0- 1	0- 2	2- 0			
1- 3	0- 0	0- 1	AWAY	0- 0	0- 0	1- 2			
0- 0	0- 0	0- 0	NEUTRAL	0- 0	0- 0	0- 0			

RPI 1-25				RPI 26-50				RPI 51-100				RPI 101+ Team's RPI: 217			
RPI	S	Opponent	Score	RPI	S	Opponent	Score	RPI	S	Opponent	Score	RPI	S	Opponent	Score
13	A	Tennessee	54 90	37	A	North Carolina St.	54 86	70	H	Drexel	38 71	107	A	East Carolina	65 75
				44	A	James Madison	51 73					108	H	Delaware	52 63
												130	H	William & Mary	43 57
												154	H	Providence	49 65
												155	H	Towson	59 56
												158	H	La Salle	48 64
												160	A	Northeastern	47 55
												180	A	Hofstra	56 54
												198	A	Col. of Charleston	37 76
												198	H	Col. of Charleston	67 61
												231	H	Wofford	67 71
												248	H	Furman	56 52
												267	H	Norfolk St.	64 56
												272	A	Georgia St.	72 66
												291	A	Davidson	67 58
LAST 12 Division I GAMES:															
198	H	Col. of Charleston	67 61	198	A	Col. of Charleston	37 76								
155	H	Towson	59 56	108	H	Delaware	52 63								
160	A	Northeastern	47 55	44	A	James Madison	51 73								
180	A	Hofstra	56 54	13	A	Tennessee	54 90								
130	H	William & Mary	43 57	231	H	Wofford	67 71								
70	H	Drexel	38 71	248	H	Furman	56 52								

Non-Div I Games: Catawba 91 65

UNCW

■ Loss,
 ■ Non-Conf, S Site,
 ■ Home
 ■ Away
 N Neutral

Average RPI Win: 225	WON-LOST	WINNING	LAST 10	STRENGTH OF	OPP. STRENGTH	TEAM	ADJ.	CONF.	ADJ CONF.
Average RPI Loss: 149	RECORD	PCT. RANK	GAMES	SCHEDULE	OF SCHEDULE	RPI	RPI	RPI	RPI
DIV. I ONLY	10- 11	186	4- 6	231	197	218	218	14	14
DIV. I NON-CONF.	6- 4	126	0- 1	242	254	173	173	12	12
TOTALS	RPI 1-25	RPI 26-50	W-L RECORDS	RPI 51-100	RPI 101-150	RPI 150+			
10- 11	0- 0	0- 0	OVERALL	0- 3	2- 2	8- 6			
8- 4	0- 0	0- 0	HOME	0- 1	1- 0	7- 3			
2- 7	0- 0	0- 0	AWAY	0- 0	1- 0	1- 1			
0- 0	0- 0	0- 0	NEUTRAL	0- 0	0- 0	0- 0			
6- 4	0- 0	0- 0	NON-CONFERENCE	0- 1	0- 2	6- 1			
5- 1	0- 0	0- 0	HOME	0- 0	0- 0	5- 1			
1- 3	0- 0	0- 0	AWAY	0- 1	0- 2	1- 0			
0- 0	0- 0	0- 0	NEUTRAL	0- 0	0- 0	0- 0			
4- 7	0- 0	0- 0	CONFERENCE	0- 2	2- 0	2- 5			
3- 3	0- 0	0- 0	HOME	0- 1	1- 0	2- 2			
1- 4	0- 0	0- 0	AWAY	0- 1	1- 0	0- 3			
0- 0	0- 0	0- 0	NEUTRAL	0- 0	0- 0	0- 0			

RPI S	Opponent	Score	RPI S	Opponent	Score	RPI S	Opponent	Score	RPI S	Opponent	Score	Team's RPI: 218
						59	A Washington St.	73 83	102	A Northern Colo.	51 54	
						81	H Gonzaga	55 57	115	A Arizona	59 76	
						99	A BYU	63 81	127	H St. Mary's (CA)	73 71	
									146	A Santa Clara	57 56	
									153	H North Dakota	61 65	
									161	A San Francisco	72 81	
									161	H San Francisco	67 82	
									197	A Loyola Marymount	55 63	
									197	H Loyola Marymount	61 58	
									203	A CSUN	76 67	
									207	A Pacific	64 84	
									224	H Seattle U	67 44	
									225	H San Diego St.	91 53	
									236	H UC Santa Barbara	77 63	
									269	H Portland	57 40	
									286	H Nevada	70 54	
									303	H Pepperdine	42 55	
									338	H Cal St. Fullerton	103 50	
LAST 12 Division I GAMES:												
197	A	Loyola Marymount	55	63	146	A	Santa Clara	57	56			
269	H	Portland	57	40	303	H	Pepperdine	42	55			
81	H	Gonzaga	55	57	207	A	Pacific	64	84			
161	A	San Francisco	72	81	127	H	St. Mary's (CA)	73	71			
197	H	Loyola Marymount	61	58	161	H	San Francisco	67	82			
99	A	BYU	63	81	153	H	North Dakota	61	65			

Non-Div I Games:

San Diego

■ Loss,
 ■ Non-Conf,
 ■ S Site,
 ■ Home
 ■ Away
 N Neutral

Average RPI Win:	300	WON-LOST	WINNING	LAST 10	STRENGTH OF	OPP. STRENGTH	TEAM	ADJ.	CONF.	ADJ CONF.
Average RPI Loss:	129	RECORD	PCT. RANK	GAMES	SCHEDULE	OF SCHEDULE	RPI	RPI	RPI	RPI
DIV. I ONLY	7- 9	208	6- 4	268	262	219	219	30	30	
DIV. I NON-CONF.	1- 6	310	0- 3	46	15	218	218	30	30	
TOTALS	RPI 1-25	RPI 26-50	W-L RECORDS	RPI 51-100	RPI 101-150	RPI 150+				
7- 9	0- 2	0- 2	OVERALL	0- 0	0- 1	7- 4				
4- 1	0- 0	0- 0	HOME	0- 0	0- 0	4- 1				
3- 7	0- 0	0- 0	AWAY	0- 0	0- 0	3- 1				
0- 1	0- 1	0- 0	NEUTRAL	0- 0	0- 0	0- 0				
1- 6	0- 2	0- 2	NON-CONFERENCE	0- 0	0- 1	1- 1				
1- 0	0- 0	0- 0	HOME	0- 0	0- 0	1- 0				
0- 5	0- 1	0- 2	AWAY	0- 0	0- 1	0- 1				
0- 1	0- 1	0- 0	NEUTRAL	0- 0	0- 0	0- 0				
6- 3	0- 0	0- 0	CONFERENCE	0- 0	0- 0	6- 3				
3- 1	0- 0	0- 0	HOME	0- 0	0- 0	3- 1				
3- 2	0- 0	0- 0	AWAY	0- 0	0- 0	3- 2				
0- 0	0- 0	0- 0	NEUTRAL	0- 0	0- 0	0- 0				

RPI 1-25				RPI 26-50				RPI 51-100				RPI 101+ Team's RPI: 219			
RPI	S	Opponent	Score	RPI	S	Opponent	Score	RPI	S	Opponent	Score	RPI	S	Opponent	Score
9	A	UCLA	47 95	27	A	Ohio St.	73 108					107	A	East Carolina	55 62
20	N	Texas A&M	58 81	46	A	Michigan St.	55 70					199	A	Alabama St.	70 75
												213	H	Texas Southern	71 77
												246	A	South Ala.	48 55
												258	H	Bethune-Cookman	61 59
												264	A	Grambling	71 68
												277	H	Mississippi Val.	51 44
												289	H	Prairie View	86 72
												298	A	Alcorn	63 69
												315	H	Ark.-Pine Bluff	67 50
												347	A	Jackson St.	85 56
												349	A	Alabama A&M	66 54
LAST 12 Division I GAMES:															
298	A	Alcorn	63 69	264	A	Grambling	71 68								
199	A	Alabama St.	70 75	213	H	Texas Southern	71 77								
349	A	Alabama A&M	66 54	289	H	Prairie View	86 72								
277	H	Mississippi Val.	51 44	107	A	East Carolina	55 62								
315	H	Ark.-Pine Bluff	67 50	20	N	Texas A&M	58 81								
347	A	Jackson St.	85 56	246	A	South Ala.	48 55								

Non-Div I Games: Spring Hill 68 53

Southern U.

■ Loss,
 ■ Non-Conf,
 ■ S Site,
 ■ Home
 ■ A Away
 N Neutral

Average RPI Win:	289	WON-LOST	WINNING	LAST 10	STRENGTH OF	OPP. STRENGTH	TEAM	ADJ.	CONF.	ADJ CONF.
Average RPI Loss:	175	RECORD	PCT. RANK	GAMES	SCHEDULE	OF SCHEDULE	RPI	RPI	RPI	RPI
DIV. I ONLY	11- 10	155	8- 2	300	337	220	220	31	31	
DIV. I NON-CONF.	3- 8	262	0- 2	207	276	260	260	32	32	
TOTALS	RPI 1-25	RPI 26-50	W-L RECORDS	RPI 51-100	RPI 101-150	RPI 150+				
11- 10	0- 1	0- 1	OVERALL	0- 1	0- 2	11- 5				
5- 3	0- 0	0- 0	HOME	0- 1	0- 1	5- 1				
6- 5	0- 1	0- 1	AWAY	0- 0	0- 1	6- 2				
0- 2	0- 0	0- 0	NEUTRAL	0- 0	0- 0	0- 2				
3- 8	0- 1	0- 1	NON-CONFERENCE	0- 1	0- 2	3- 3				
1- 2	0- 0	0- 0	HOME	0- 1	0- 1	1- 0				
2- 4	0- 1	0- 1	AWAY	0- 0	0- 1	2- 1				
0- 2	0- 0	0- 0	NEUTRAL	0- 0	0- 0	0- 2				
8- 2	0- 0	0- 0	CONFERENCE	0- 0	0- 0	8- 2				
4- 1	0- 0	0- 0	HOME	0- 0	0- 0	4- 1				
4- 1	0- 0	0- 0	AWAY	0- 0	0- 0	4- 1				
0- 0	0- 0	0- 0	NEUTRAL	0- 0	0- 0	0- 0				

RPI 1-25				RPI 26-50				RPI 51-100				RPI 101+ Team's RPI: 220			
RPI	S	Opponent	Score	RPI	S	Opponent	Score	RPI	S	Opponent	Score	RPI	S	Opponent	Score
22	A	South Fla.	80 129	39	A	Marquette	91 104	85	H	Cornell	72 78	130	A	William & Mary	60 73
												147	H	Columbia	77 84
												202	A	Sacred Heart	63 73
												205	A	Wisconsin	103 100
												229	N	UMES	82 90
												230	A	Robert Morris	70 55
												230	H	Robert Morris	68 70
												238	H	Canisius	95 74
												249	A	Coastal Caro.	70 59
												295	H	Bryant	79 67
												300	H	Central Conn. St.	87 81
												319	A	Youngstown St.	68 69
												321	H	St. Francis Brooklyn	79 62
												325	A	Mt. St. Mary's	97 88
												332	H	LIU Brooklyn	66 52
												344	A	Fairleigh Dickinson	82 79
												345	A	Wagner	67 46
												347	N	Jackson St.	84 88
LAST 12 Division I GAMES:															
230	H	Robert Morris	68 70	321	H	St. Francis Brooklyn	79 62								
345	A	Wagner	67 46	332	H	LIU Brooklyn	66 52								
295	H	Bryant	79 67	202	A	Sacred Heart	63 73								
300	H	Central Conn. St.	87 81	344	A	Fairleigh Dickinson	82 79								
230	A	Robert Morris	70 55	130	A	William & Mary	60 73								
325	A	Mt. St. Mary's	97 88	347	N	Jackson St.	84 88								

Non-Div I Games:

Saint Francis (PA)

■ Loss,
 ■ Non-Conf,
 ■ S Site,
 ■ Home
 ■ A Away
 N Neutral

Average RPI Win:	227	WON-LOST	WINNING	LAST 10	STRENGTH OF	OPP. STRENGTH	TEAM	ADJ.	CONF.	ADJ CONF.
Average RPI Loss:	143	RECORD	PCT. RANK	GAMES	SCHEDULE	OF SCHEDULE	RPI	RPI	RPI	RPI
DIV. I ONLY	9- 13	224	4- 6	199	152	221	221	12	12	
DIV. I NON-CONF.	5- 7	205	1- 1	178	201	204	204	13	13	
TOTALS	RPI 1-25	RPI 26-50	W-L RECORDS	RPI 51-100	RPI 101-150	RPI 150+				
9- 13	0- 0	0- 1	OVERALL	0- 3	2- 5	7- 4				
6- 4	0- 0	0- 1	HOME	0- 1	1- 1	5- 1				
1- 9	0- 0	0- 0	AWAY	0- 2	0- 4	1- 3				
2- 0	0- 0	0- 0	NEUTRAL	0- 0	1- 0	1- 0				
5- 7	0- 0	0- 1	NON-CONFERENCE	0- 2	1- 1	4- 3				
3- 2	0- 0	0- 1	HOME	0- 0	0- 0	3- 1				
0- 5	0- 0	0- 0	AWAY	0- 2	0- 1	0- 2				
2- 0	0- 0	0- 0	NEUTRAL	0- 0	1- 0	1- 0				
4- 6	0- 0	0- 0	CONFERENCE	0- 1	1- 4	3- 1				
3- 2	0- 0	0- 0	HOME	0- 1	1- 1	2- 0				
1- 4	0- 0	0- 0	AWAY	0- 0	0- 3	1- 1				
0- 0	0- 0	0- 0	NEUTRAL	0- 0	0- 0	0- 0				

RPI 1-25				RPI 26-50				RPI 51-100				RPI 101+				Team's RPI: 221
RPI	S	Opponent	Score	RPI	S	Opponent	Score	RPI	S	Opponent	Score	RPI	S	Opponent	Score	
				47	H	Bucknell	35 57	71	A	Buffalo	47 68	108	A	Delaware	40 43	
								74	H	Dayton	60 62	111	A	Saint Louis	49 64	
								87	A	Toledo	50 74	116	H	Duquesne	69 56	
												121	H	Fordham	44 60	
												129	N	Rider	60 47	
												137	A	Saint Joseph's	53 70	
												144	A	George Mason	49 52	
												172	H	Albany (NY)	67 59	
												222	A	Niagara	43 65	
												238	H	Canisius	57 74	
												242	H	Stony Brook	51 37	
												244	A	Richmond	54 61	
												254	N	Austin Peay	58 57	
												259	A	Eastern Mich.	56 75	
												268	H	Colgate	70 57	
												274	A	Massachusetts	55 38	
												291	H	Davidson	70 51	
												294	H	Rhode Island	78 69	
LAST 12 Division I GAMES:																
				137	A	Saint Joseph's	53 70	244	A	Richmond	54 61					
				291	H	Davidson	70 51	74	H	Dayton	60 62					
				116	H	Duquesne	69 56	144	A	George Mason	49 52					
				274	A	Massachusetts	55 38	294	H	Rhode Island	78 69					
				121	H	Fordham	44 60	71	A	Buffalo	47 68					
				111	A	Saint Louis	49 64	172	H	Albany (NY)	67 59					

Non-Div I Games:

St. Bonaventure

■ Loss,
■ Non-Conf,
■ S Site,
■ H Home
■ A Away
N Neutral

Niagara

Through Games Of Feb. 2, 2017

Average RPI Win:	207	WON-LOST	WINNING	LAST 10	STRENGTH OF	OPP. STRENGTH	TEAM	ADJ.	CONF.	ADJ CONF.
Average RPI Loss:	129	RECORD	PCT. RANK	GAMES	SCHEDULE	OF SCHEDULE	RPI	RPI	RPI	RPI
DIV. I ONLY	5- 17	304	1- 9	63	195	222	222	17	17	
DIV. I NON-CONF.	3- 6	230	0- 1	6	148	86	86	16	16	
TOTALS	RPI 1-25	RPI 26-50	W-L RECORDS	RPI 51-100	RPI 101-150	RPI 150+				
5- 17	0- 1	0- 2	OVERALL	0- 4	1- 2	4- 8				
3- 7	0- 1	0- 0	HOME	0- 1	1- 1	2- 4				
2- 10	0- 0	0- 2	AWAY	0- 3	0- 1	2- 4				
0- 0	0- 0	0- 0	NEUTRAL	0- 0	0- 0	0- 0				
3- 6	0- 1	0- 2	NON-CONFERENCE	0- 2	1- 1	2- 0				
2- 1	0- 1	0- 0	HOME	0- 0	1- 0	1- 0				
1- 5	0- 0	0- 2	AWAY	0- 2	0- 1	1- 0				
0- 0	0- 0	0- 0	NEUTRAL	0- 0	0- 0	0- 0				
2- 11	0- 0	0- 0	CONFERENCE	0- 2	0- 1	2- 8				
1- 6	0- 0	0- 0	HOME	0- 1	0- 1	1- 4				
1- 5	0- 0	0- 0	AWAY	0- 1	0- 0	1- 4				
0- 0	0- 0	0- 0	NEUTRAL	0- 0	0- 0	0- 0				

RPI 1-25				RPI 26-50				RPI 51-100				RPI 101+ Team's RPI: 222			
RPI	S	Opponent	Score	RPI	S	Opponent	Score	RPI	S	Opponent	Score	RPI	S	Opponent	Score
18	H	Maryland	64 96	31	A	Michigan	35 107	55	A	Quinnipiac	45 61	121	A	Fordham	69 92
				36	A	Syracuse	60 109	55	H	Quinnipiac	64 71	129	H	Rider	58 78
								70	A	Drexel	57 69	133	H	Hartford	75 62
								71	A	Buffalo	63 73	151	A	Iona	61 68
												151	H	Iona	55 65
												170	A	Fairfield	63 66
												170	H	Fairfield	55 65
												191	A	Siena	53 71
												193	A	Cleveland St.	67 49
												221	H	St. Bonaventure	65 43
												235	H	Monmouth	66 45
												237	H	Marist	58 60
												238	H	Canisius	57 65
												251	A	Manhattan	62 59
												306	A	Saint Peter's	66 78
LAST 12 Division I GAMES:															
151	H	Iona	55 65	151	A	Iona	61 68								
170	A	Fairfield	63 66	237	H	Marist	58 60								
55	A	Quinnipiac	45 61	55	H	Quinnipiac	64 71								
170	H	Fairfield	55 65	191	A	Siena	53 71								
238	H	Canisius	57 65	306	A	Saint Peter's	66 78								
251	A	Manhattan	62 59	121	A	Fordham	69 92								

Non-Div I Games:

Niagara

■ Loss,
 ■ Non-Conf,
 S Site,
 ■ Home
 ■ Away
 N Neutral

Average RPI Win:	218	WON-LOST	WINNING	LAST 10	STRENGTH OF	OPP. STRENGTH	TEAM	ADJ.	CONF.	ADJ CONF.
Average RPI Loss:	98	RECORD	PCT. RANK	GAMES	SCHEDULE	OF SCHEDULE	RPI	RPI	RPI	RPI
DIV. I ONLY	5- 17	304	2- 8	69	80	223	223	7	7	
DIV. I NON-CONF.	3- 8	262	0- 1	132	164	268	268	7	7	
TOTALS	RPI 1-25	RPI 26-50	W-L RECORDS	RPI 51-100	RPI 101-150	RPI 150+				
5- 17	0- 2	0- 4	OVERALL	0- 3	0- 4	5- 4				
4- 7	0- 1	0- 1	HOME	0- 2	0- 2	4- 1				
1- 10	0- 1	0- 3	AWAY	0- 1	0- 2	1- 3				
0- 0	0- 0	0- 0	NEUTRAL	0- 0	0- 0	0- 0				
3- 8	0- 1	0- 1	NON-CONFERENCE	0- 0	0- 4	3- 2				
3- 4	0- 1	0- 0	HOME	0- 0	0- 2	3- 1				
0- 4	0- 0	0- 1	AWAY	0- 0	0- 2	0- 1				
0- 0	0- 0	0- 0	NEUTRAL	0- 0	0- 0	0- 0				
2- 9	0- 1	0- 3	CONFERENCE	0- 3	0- 0	2- 2				
1- 3	0- 0	0- 1	HOME	0- 2	0- 0	1- 0				
1- 6	0- 1	0- 2	AWAY	0- 1	0- 0	1- 2				
0- 0	0- 0	0- 0	NEUTRAL	0- 0	0- 0	0- 0				

RPI 1-25				RPI 26-50				RPI 51-100				RPI 101+ Team's RPI: 223			
RPI	S	Opponent	Score	RPI	S	Opponent	Score	RPI	S	Opponent	Score	RPI	S	Opponent	Score
16	A	DePaul	69 100	28	A	Creighton	52 67	64	H	Villanova	69 70	125	A	Arkansas	50 68
22	H	South Fla.	59 74	34	A	Green Bay	34 61	84	A	St. John's (NY)	55 62	128	H	Ball St.	50 74
				39	A	Marquette	53 91	84	H	St. John's (NY)	41 62	136	H	UCF	59 66
				40	H	Georgetown	52 58					142	A	TCU	47 73
												154	A	Providence	51 68
												174	A	Xavier	65 62
												177	H	ETSU	59 68
												183	A	Seton Hall	63 65
												183	H	Seton Hall	79 58
												187	H	Indiana St.	66 48
												205	A	Wisconsin	55 60
												227	H	Bradley	58 56
												317	H	Fort Wayne	70 64
LAST 12 Division I GAMES:															
183	A	Seton Hall	63 65	174	A	Xavier	65 62								
84	A	St. John's (NY)	55 62	84	H	St. John's (NY)	41 62								
40	H	Georgetown	52 58	183	H	Seton Hall	79 58								
64	H	Villanova	69 70	154	A	Providence	51 68								
39	A	Marquette	53 91	28	A	Creighton	52 67								
16	A	DePaul	69 100	34	A	Green Bay	34 61								

Non-Div I Games:

Butler

■ Loss,
■ Non-Conf,
■ S Site,
■ H Home
■ A Away
N Neutral

Average RPI Win:	284	WON-LOST	WINNING	LAST 10	STRENGTH OF	OPP. STRENGTH	TEAM	ADJ.	CONF.	ADJ CONF.
Average RPI Loss:	142	RECORD	PCT. RANK	GAMES	SCHEDULE	OF SCHEDULE	RPI	RPI	RPI	RPI
DIV. I ONLY	8- 13	233	6- 4	192	271	224	224	29	29	
DIV. I NON-CONF.	3- 12	288	1- 5	160	241	289	289	29	29	
TOTALS	RPI 1-25	RPI 26-50	W-L RECORDS	RPI 51-100	RPI 101-150	RPI 150+				
8- 13	0- 1	0- 0	OVERALL	0- 3	0- 2	8- 7				
4- 5	0- 1	0- 0	HOME	0- 0	0- 1	4- 3				
4- 8	0- 0	0- 0	AWAY	0- 3	0- 1	4- 4				
0- 0	0- 0	0- 0	NEUTRAL	0- 0	0- 0	0- 0				
3- 12	0- 1	0- 0	NON-CONFERENCE	0- 3	0- 2	3- 6				
2- 5	0- 1	0- 0	HOME	0- 0	0- 1	2- 3				
1- 7	0- 0	0- 0	AWAY	0- 3	0- 1	1- 3				
0- 0	0- 0	0- 0	NEUTRAL	0- 0	0- 0	0- 0				
5- 1	0- 0	0- 0	CONFERENCE	0- 0	0- 0	5- 1				
2- 0	0- 0	0- 0	HOME	0- 0	0- 0	2- 0				
3- 1	0- 0	0- 0	AWAY	0- 0	0- 0	3- 1				
0- 0	0- 0	0- 0	NEUTRAL	0- 0	0- 0	0- 0				

RPI 1-25				RPI 26-50				RPI 51-100				RPI 101+ Team's RPI: 224			
RPI	S	Opponent	Score	RPI	S	Opponent	Score	RPI	S	Opponent	Score	RPI	S	Opponent	Score
10	H	Washington	64 94					62	A	Montana St.	56 75	109	A	SMU	43 77
								75	A	Boise St.	68 73	143	H	Idaho	64 68
								76	A	Colorado St.	62 66	161	A	San Francisco	59 73
												169	A	UC Riverside	54 58
												179	A	New Mexico St.	69 73
												197	H	Loyola Marymount	59 62
												203	H	CSUN	64 68
												214	H	Grand Canyon	86 60
												218	A	San Diego	44 67
												236	H	UC Santa Barbara	58 53
												241	H	Portland St.	71 79
												260	A	UTRGV	67 54
												296	A	Denver	75 72
												301	H	CSU Bakersfield	54 47
												304	A	UMKC	75 65
												329	A	Chicago St.	64 51
												333	H	Montana	60 44
LAST 12 Division I GAMES:															
260	A	UTRGV	67 54	203	H	CSUN	64 68								
179	A	New Mexico St.	69 73	109	A	SMU	43 77								
214	H	Grand Canyon	86 60	76	A	Colorado St.	62 66								
329	A	Chicago St.	64 51	296	A	Denver	75 72								
304	A	UMKC	75 65	218	A	San Diego	44 67								
301	H	CSU Bakersfield	54 47	169	A	UC Riverside	54 58								

Non-Div I Games:

Seattle U

■ Loss,
■ Non-Conf,
■ S Site,
■ H Home
■ A Away
N Neutral

Average RPI Win: 219		WON-LOST	WINNING	LAST 10	STRENGTH OF	OPP. STRENGTH	TEAM	ADJ.	CONF.	ADJ CONF.
Average RPI Loss: 151		RECORD	PCT. RANK	GAMES	SCHEDULE	OF SCHEDULE	RPI	RPI	RPI	RPI
DIV. I ONLY		6- 12	261	3- 6	134	239	225	225	13	13
DIV. I NON-CONF.		3- 6	230	2- 0	138	308	219	219	15	15
TOTALS		RPI 1-25	RPI 26-50	W-L RECORDS	RPI 51-100	RPI 101-150	RPI 150+			
6- 12	0- 0		0- 2	OVERALL	2- 2	0- 2	4- 6			
4- 3	0- 0		0- 1	HOME	2- 0	0- 0	2- 2			
1- 8	0- 0		0- 0	AWAY	0- 2	0- 2	1- 4			
1- 1	0- 0		0- 1	NEUTRAL	0- 0	0- 0	1- 0			
3- 6	0- 0		0- 2	NON-CONFERENCE	0- 0	0- 1	3- 3			
1- 2	0- 0		0- 1	HOME	0- 0	0- 0	1- 1			
1- 3	0- 0		0- 0	AWAY	0- 0	0- 1	1- 2			
1- 1	0- 0		0- 1	NEUTRAL	0- 0	0- 0	1- 0			
3- 6	0- 0		0- 0	CONFERENCE	2- 2	0- 1	1- 3			
3- 1	0- 0		0- 0	HOME	2- 0	0- 0	1- 1			
0- 5	0- 0		0- 0	AWAY	0- 2	0- 1	0- 2			
0- 0	0- 0		0- 0	NEUTRAL	0- 0	0- 0	0- 0			

RPI 1-25				RPI 26-50				RPI 51-100				RPI 101+				Team's RPI: 225	
RPI	S	Opponent	Score	RPI	S	Opponent	Score	RPI	S	Opponent	Score	RPI	S	Opponent	Score		
				31	H	Michigan	57 92	75	H	Boise St.	84 77	104	A	UC Davis	55 75		
				50	N	UT Arlington	58 64	76	A	Colorado St.	43 60	148	A	New Mexico	42 85		
								77	H	UNLV	87 68	169	A	UC Riverside	44 72		
								95	A	Wyoming	67 80	192	A	San Jose St.	80 81		
												197	H	Loyola Marymount	53 60		
												210	A	Utah St.	47 53		
												218	A	San Diego	53 91		
												236	H	UC Santa Barbara	84 70		
												286	H	Nevada	83 78		
												300	N	Central Conn. St.	80 62		
												316	H	Air Force	59 62		
												338	A	Cal St. Fullerton	71 61		
LAST 12 Division I GAMES:																	
				95	A	Wyoming	67 80	75	H	Boise St.	84 77						
				76	A	Colorado St.	43 60	286	H	Nevada	83 78						
				316	H	Air Force	59 62	148	A	New Mexico	42 85						
				77	H	UNLV	87 68	338	A	Cal St. Fullerton	71 61						
				210	A	Utah St.	47 53	236	H	UC Santa Barbara	84 70						
				192	A	San Jose St.	80 81	31	H	Michigan	57 92						

Non-Div I Games:	Biola	63	48	San Diego Christian	80	70
------------------	-------	----	----	---------------------	----	----

San Diego St.

Loss, Non-Conf, S Site, H Home A Away N Neutral

Average RPI Win: 300		WON-LOST	WINNING	LAST 10	STRENGTH OF	OPP. STRENGTH	TEAM	ADJ.	CONF.	ADJ CONF.
Average RPI Loss: 162		RECORD	PCT. RANK	GAMES	SCHEDULE	OF SCHEDULE	RPI	RPI	RPI	RPI
DIV. I ONLY		12- 5	69	7- 2	343	334	226	226	28	28
DIV. I NON-CONF.		5- 3	121	2- 0	341	343	250	250	28	28
TOTALS		RPI 1-25	RPI 26-50	W-L RECORDS	RPI 51-100	RPI 101-150	RPI 150+			
12- 5	0- 0		0- 0	OVERALL	0- 0	0- 3	12- 2			
4- 4	0- 0		0- 0	HOME	0- 0	0- 2	4- 2			
6- 1	0- 0		0- 0	AWAY	0- 0	0- 1	6- 0			
2- 0	0- 0		0- 0	NEUTRAL	0- 0	0- 0	2- 0			
5- 3	0- 0		0- 0	NON-CONFERENCE	0- 0	0- 2	5- 1			
1- 2	0- 0		0- 0	HOME	0- 0	0- 1	1- 1			
2- 1	0- 0		0- 0	AWAY	0- 0	0- 1	2- 0			
2- 0	0- 0		0- 0	NEUTRAL	0- 0	0- 0	2- 0			
7- 2	0- 0		0- 0	CONFERENCE	0- 0	0- 1	7- 1			
3- 2	0- 0		0- 0	HOME	0- 0	0- 1	3- 1			
4- 0	0- 0		0- 0	AWAY	0- 0	0- 0	4- 0			
0- 0	0- 0		0- 0	NEUTRAL	0- 0	0- 0	0- 0			

RPI 1-25				RPI 26-50				RPI 51-100				RPI 101+				Team's RPI: 226	
RPI	S	Opponent	Score	RPI	S	Opponent	Score	RPI	S	Opponent	Score	RPI	S	Opponent	Score		
												117	A	Mercer	60	76	
												120	H	VCU	53	66	
												123	H	Radford	42	61	
												177	H	ETSU	55	56	
												212	A	UNC Asheville	61	55	
												240	A	Presbyterian	49	39	
												275	H	Liberty	52	58	
												281	A	Gardner-Webb	73	61	
												284	H	Charleston So.	54	37	
												297	A	Western Caro.	50	48	
												308	H	High Point	58	33	
												310	A	USC Upstate	56	41	
												315	N	Ark.-Pine Bluff	51	31	
												326	H	Winthrop	61	32	
												334	A	Longwood	66	54	
												342	H	N.C. Central	61	30	
												348	N	Morgan St.	62	51	
LAST 12 Division I GAMES:																	
				275	H	Liberty	52	58	123	H	Radford	42	61				
				281	A	Gardner-Webb	73	61	284	H	Charleston So.	54	37				
				308	H	High Point	58	33	212	A	UNC Asheville	61	55				
				334	A	Longwood	66	54	348	N	Morgan St.	62	51				
				326	H	Winthrop	61	32	315	N	Ark.-Pine Bluff	51	31				
				240	A	Presbyterian	49	39	310	A	USC Upstate	56	41				

Non-Div I Games:	Columbia (SC)	73	32	Saint Augustine's	69	33	St. Andrews	94	39
------------------	---------------	----	----	-------------------	----	----	-------------	----	----

Campbell

Loss, Non-Conf, S Site, H Home A Away N Neutral

Average RPI Win:	257	WON-LOST	WINNING	LAST 10	STRENGTH OF	OPP. STRENGTH	TEAM	ADJ.	CONF.	ADJ CONF.
Average RPI Loss:	137	RECORD	PCT. RANK	GAMES	SCHEDULE	OF SCHEDULE	RPI	RPI	RPI	RPI
DIV. I ONLY	6- 13	270	4- 6	163	209	227	227	16	16	
DIV. I NON-CONF.	3- 7	250	2- 1	114	258	200	200	14	14	
TOTALS	RPI 1-25	RPI 26-50	W-L RECORDS	RPI 51-100	RPI 101-150	RPI 150+				
6- 13	0- 0	0- 2	OVERALL	0- 3	0- 2	6- 6				
2- 6	0- 0	0- 2	HOME	0- 2	0- 1	2- 1				
4- 7	0- 0	0- 0	AWAY	0- 1	0- 1	4- 5				
0- 0	0- 0	0- 0	NEUTRAL	0- 0	0- 0	0- 0				
3- 7	0- 0	0- 1	NON-CONFERENCE	0- 2	0- 2	3- 2				
1- 3	0- 0	0- 1	HOME	0- 1	0- 1	1- 0				
2- 4	0- 0	0- 0	AWAY	0- 1	0- 1	2- 2				
0- 0	0- 0	0- 0	NEUTRAL	0- 0	0- 0	0- 0				
3- 6	0- 0	0- 1	CONFERENCE	0- 1	0- 0	3- 4				
1- 3	0- 0	0- 1	HOME	0- 1	0- 0	1- 1				
2- 3	0- 0	0- 0	AWAY	0- 0	0- 0	2- 3				
0- 0	0- 0	0- 0	NEUTRAL	0- 0	0- 0	0- 0				

RPI 1-25				RPI 26-50				RPI 51-100				RPI 101+ Team's RPI: 227			
RPI	S	Opponent	Score	RPI	S	Opponent	Score	RPI	S	Opponent	Score	RPI	S	Opponent	Score
				33	H	Drake	60 93	54	H	UNI	53 72	111	H	Saint Louis	58 68
				34	H	Green Bay	43 68	86	H	Northern Ill.	51 81	112	A	Kent St.	52 77
								93	A	Western Ill.	77 91	159	H	Detroit	70 60
												163	A	Missouri St.	75 73
												167	A	Western Mich.	64 83
												171	A	Wichita St.	54 65
												187	A	Indiana St.	51 58
												200	H	Southern Ill.	57 66
												223	A	Butler	56 58
												278	H	Evansville	56 52
												302	A	Loyola Chicago	60 53
												313	A	Illinois St.	63 71
												318	A	Ill.-Chicago	65 56
												322	A	Valparaiso	67 56
LAST 12 Division I GAMES:															
				278	H	Evansville	56 52	302	A	Loyola Chicago	60 53				
				200	H	Southern Ill.	57 66	187	A	Indiana St.	51 58				
				163	A	Missouri St.	75 73	313	A	Illinois St.	63 71				
				171	A	Wichita St.	54 65	318	A	Ill.-Chicago	65 56				
				54	H	UNI	53 72	322	A	Valparaiso	67 56				
				33	H	Drake	60 93	167	A	Western Mich.	64 83				

Non-Div I Games: Eureka 103 59

Bradley

■ Loss,
 ■ Non-Conf,
 ■ S Site,
 ■ H Home
 ■ A Away
 N Neutral

Average RPI Win:	269	WON-LOST	WINNING	LAST 10	STRENGTH OF	OPP. STRENGTH	TEAM	ADJ.	CONF.	ADJ CONF.
Average RPI Loss:	132	RECORD	PCT. RANK	GAMES	SCHEDULE	OF SCHEDULE	RPI	RPI	RPI	RPI
DIV. I ONLY	7- 12	240	5- 5	160	187	228	228	25	25	
DIV. I NON-CONF.	3- 8	262	1- 2	78	129	231	231	23	23	
TOTALS	RPI 1-25	RPI 26-50	W-L RECORDS	RPI 51-100	RPI 101-150	RPI 150+				
7- 12	0- 2	0- 1	OVERALL	0- 3	0- 1	7- 5				
6- 3	0- 1	0- 1	HOME	0- 0	0- 0	6- 1				
1- 9	0- 1	0- 0	AWAY	0- 3	0- 1	1- 4				
0- 0	0- 0	0- 0	NEUTRAL	0- 0	0- 0	0- 0				
3- 8	0- 2	0- 1	NON-CONFERENCE	0- 2	0- 0	3- 3				
3- 3	0- 1	0- 1	HOME	0- 0	0- 0	3- 1				
0- 5	0- 1	0- 0	AWAY	0- 2	0- 0	0- 2				
0- 0	0- 0	0- 0	NEUTRAL	0- 0	0- 0	0- 0				
4- 4	0- 0	0- 0	CONFERENCE	0- 1	0- 1	4- 2				
3- 0	0- 0	0- 0	HOME	0- 0	0- 0	3- 0				
1- 4	0- 0	0- 0	AWAY	0- 1	0- 1	1- 2				
0- 0	0- 0	0- 0	NEUTRAL	0- 0	0- 0	0- 0				

RPI 1-25				RPI 26-50				RPI 51-100				RPI 101+ Team's RPI: 228			
RPI	S	Opponent	Score	RPI	S	Opponent	Score	RPI	S	Opponent	Score	RPI	S	Opponent	Score
4	H	Mississippi St.	41 66	38	H	Oregon	49 86	72	A	Southern California	44 76	104	A	UC Davis	55 70
9	A	UCLA	49 72					75	A	Boise St.	49 61	169	A	UC Riverside	45 63
								96	A	Long Beach St.	57 68	179	H	New Mexico St.	56 53
												192	H	San Jose St.	61 77
												214	H	Grand Canyon	51 47
												236	A	UC Santa Barbara	62 74
												252	A	Cal Poly	87 79
												252	H	Cal Poly	66 57
												286	A	Nevada	59 67
												301	A	CSU Bakersfield	51 58
												319	H	Youngstown St.	72 50
												327	H	UC Irvine	79 62
												338	H	Cal St. Fullerton	60 50
LAST 12 Division I GAMES:															
169	A	UC Riverside	45 63	104	A	UC Davis	55 70								
252	H	Cal Poly	66 57	96	A	Long Beach St.	57 68								
327	H	UC Irvine	79 62	214	H	Grand Canyon	51 47								
236	A	UC Santa Barbara	62 74	75	A	Boise St.	49 61								
252	A	Cal Poly	87 79	286	A	Nevada	59 67								
338	H	Cal St. Fullerton	60 50	9	A	UCLA	49 72								

Non-Div I Games: Hawaii Pacific 88 54

Hawaii

■ Loss,
 ■ Non-Conf, S Site,
 ■ Home
 ■ Away
 N Neutral

Average RPI Win:	256	WON-LOST	WINNING	LAST 10	STRENGTH OF	OPP. STRENGTH	TEAM	ADJ.	CONF.	ADJ CONF.
Average RPI Loss:	209	RECORD	PCT. RANK	GAMES	SCHEDULE	OF SCHEDULE	RPI	RPI	RPI	RPI
DIV. I ONLY	8- 10	206	3- 7	305	322	229	229	32	32	
DIV. I NON-CONF.	5- 5	165	2- 2	195	227	120	120	31	31	
TOTALS	RPI 1-25	RPI 26-50	W-L RECORDS	RPI 51-100	RPI 101-150	RPI 150+				
8- 10	0- 1	0- 1	OVERALL	0- 1	1- 1	7- 6				
1- 3	0- 0	0- 0	HOME	0- 0	0- 0	1- 3				
6- 7	0- 1	0- 1	AWAY	0- 1	1- 1	5- 3				
1- 0	0- 0	0- 0	NEUTRAL	0- 0	0- 0	1- 0				
5- 5	0- 1	0- 1	NON-CONFERENCE	0- 1	0- 1	5- 1				
1- 0	0- 0	0- 0	HOME	0- 0	0- 0	1- 0				
3- 5	0- 1	0- 1	AWAY	0- 1	0- 1	3- 1				
1- 0	0- 0	0- 0	NEUTRAL	0- 0	0- 0	1- 0				
3- 5	0- 0	0- 0	CONFERENCE	0- 0	1- 0	2- 5				
0- 3	0- 0	0- 0	HOME	0- 0	0- 0	0- 3				
3- 2	0- 0	0- 0	AWAY	0- 0	1- 0	2- 2				
0- 0	0- 0	0- 0	NEUTRAL	0- 0	0- 0	0- 0				

RPI 1-25				RPI 26-50				RPI 51-100				RPI 101+ Team's RPI: 229			
RPI	S	Opponent	Score	RPI	S	Opponent	Score	RPI	S	Opponent	Score	RPI	S	Opponent	Score
18	A	Maryland	61 106	37	A	North Carolina St.	58 77	65	A	Virginia	50 60	107	A	East Carolina	58 66
												141	A	Hampton	68 65
												220	N	Saint Francis (PA)	90 82
												239	H	Howard	71 72
												250	A	UMBC	70 57
												253	H	UNCG	60 53
												258	A	Bethune-Cookman	59 56
												273	A	N.C. A&T	60 57
												290	H	Savannah St.	58 59
												310	A	USC Upstate	63 76
												325	A	Mt. St. Mary's	63 52
												328	A	Fla. Atlantic	76 59
												340	H	South Carolina St.	60 67
												342	A	N.C. Central	59 68
												346	A	Florida A&M	49 59
LAST 12 Division I GAMES:															
141	A	Hampton	68 65	273	A	N.C. A&T	60 57								
290	H	Savannah St.	58 59	342	A	N.C. Central	59 68								
340	H	South Carolina St.	60 67	310	A	USC Upstate	63 76								
346	A	Florida A&M	49 59	65	A	Virginia	50 60								
258	A	Bethune-Cookman	59 56	328	A	Fla. Atlantic	76 59								
239	H	Howard	71 72	220	N	Saint Francis (PA)	90 82								

Non-Div I Games: Cheyney 75 38

UMES

■ Loss,
 ■ Non-Conf,
 ■ S Site,
 ■ Home
 ■ A Away
 N Neutral

Average RPI Win:	289	WON-LOST	WINNING	LAST 10	STRENGTH OF	OPP. STRENGTH	TEAM	ADJ.	CONF.	ADJ CONF.
Average RPI Loss:	185	RECORD	PCT. RANK	GAMES	SCHEDULE	OF SCHEDULE	RPI	RPI	RPI	RPI
DIV. I ONLY	11- 9	139	7- 3	328	323	230	230	31	31	
DIV. I NON-CONF.	4- 6	209	1- 1	297	212	220	220	32	32	
TOTALS	RPI 1-25	RPI 26-50	W-L RECORDS	RPI 51-100	RPI 101-150	RPI 150+				
11- 9	0- 0	0- 0	OVERALL	0- 1	1- 3	10- 5				
4- 3	0- 0	0- 0	HOME	0- 0	0- 0	4- 3				
7- 5	0- 0	0- 0	AWAY	0- 1	1- 2	6- 2				
0- 1	0- 0	0- 0	NEUTRAL	0- 0	0- 1	0- 0				
4- 6	0- 0	0- 0	NON-CONFERENCE	0- 1	1- 3	3- 2				
1- 1	0- 0	0- 0	HOME	0- 0	0- 0	1- 1				
3- 4	0- 0	0- 0	AWAY	0- 1	1- 2	2- 1				
0- 1	0- 0	0- 0	NEUTRAL	0- 0	0- 1	0- 0				
7- 3	0- 0	0- 0	CONFERENCE	0- 0	0- 0	7- 3				
3- 2	0- 0	0- 0	HOME	0- 0	0- 0	3- 2				
4- 1	0- 0	0- 0	AWAY	0- 0	0- 0	4- 1				
0- 0	0- 0	0- 0	NEUTRAL	0- 0	0- 0	0- 0				

RPI 1-25			RPI 26-50			RPI 51-100			RPI 101+ Team's RPI: 230		
RPI	S	Opponent	Score	RPI	S	RPI	S	Opponent	Score		
						56	A	Iowa	60	81	
								108	A	Delaware	65 67
								110	A	Vanderbilt	59 75
								112	A	Kent St.	68 65
								139	N	Stetson	60 68
								202	A	Sacred Heart	59 69
								220	A	Saint Francis (PA)	70 68
								220	H	Saint Francis (PA)	55 70
								235	H	Monmouth	56 69
								239	H	Howard	59 42
								271	A	FIU	57 59
								295	H	Bryant	62 46
								300	H	Central Conn. St.	55 46
								321	H	St. Francis Brooklyn	49 56
								324	A	Lafayette	62 51
								325	A	Mt. St. Mary's	50 44
								332	H	LIU Brooklyn	83 42
								344	A	Fairleigh Dickinson	66 64
								345	A	Wagner	82 63
								348	A	Morgan St.	58 44
LAST 12 Division I GAMES:											
220	A	Saint Francis (PA)	70 68	332	H	LIU Brooklyn	83 42				
325	A	Mt. St. Mary's	50 44	321	H	St. Francis Brooklyn	49 56				
300	H	Central Conn. St.	55 46	344	A	Fairleigh Dickinson	66 64				
295	H	Bryant	62 46	202	A	Sacred Heart	59 69				
220	H	Saint Francis (PA)	55 70	348	A	Morgan St.	58 44				
345	A	Wagner	82 63	56	A	Iowa	60 81				

Non-Div I Games: Point Park 69 52

Robert Morris

■ Loss,
 ■ Non-Conf,
 ■ S Site,
 ■ H Home
 ■ A Away
 N Neutral

Average RPI Win:	285	WON-LOST	WINNING	LAST 10	STRENGTH OF	OPP. STRENGTH	TEAM	ADJ.	CONF.	ADJ CONF.
Average RPI Loss:	154	RECORD	PCT. RANK	GAMES	SCHEDULE	OF SCHEDULE	RPI	RPI	RPI	RPI
DIV. I ONLY	10- 11	186	3- 6	293	281	231	231	19	19	
DIV. I NON-CONF.	8- 5	124	2- 1	310	305	174	174	22	22	
TOTALS	RPI 1-25	RPI 26-50	W-L RECORDS	RPI 51-100	RPI 101-150	RPI 150+				
10- 11	0- 0	0- 1	OVERALL	0- 3	0- 1	10- 6				
5- 3	0- 0	0- 0	HOME	0- 1	0- 0	5- 2				
5- 6	0- 0	0- 1	AWAY	0- 0	0- 1	5- 4				
0- 2	0- 0	0- 0	NEUTRAL	0- 2	0- 0	0- 0				
8- 5	0- 0	0- 1	NON-CONFERENCE	0- 2	0- 0	8- 2				
3- 0	0- 0	0- 0	HOME	0- 0	0- 0	3- 0				
5- 3	0- 0	0- 1	AWAY	0- 0	0- 0	5- 2				
0- 2	0- 0	0- 0	NEUTRAL	0- 2	0- 0	0- 0				
2- 6	0- 0	0- 0	CONFERENCE	0- 1	0- 1	2- 4				
2- 3	0- 0	0- 0	HOME	0- 1	0- 0	2- 2				
0- 3	0- 0	0- 0	AWAY	0- 0	0- 1	0- 2				
0- 0	0- 0	0- 0	NEUTRAL	0- 0	0- 0	0- 0				

RPI	S	Opponent	Score	RPI	S	Opponent	Score	RPI	S	Opponent	Score	RPI	S	Opponent	Score	Team's RPI: 231
37	A	North Carolina St.	40 80	66	N	Florida	51 74	117	A	Mercer	39 54	162	A	Omaha	64 89	
				92	H	Chattanooga	61 71	177	H	ETSU	69 77	212	A	UNC Asheville	65 84	
				97	N	Jacksonville	60 66	217	A	UNCW	71 67	232	A	Samford	54 57	
								248	H	Furman	49 69	249	H	Coastal Caro.	67 62	
								253	A	UNCG	61 67	253	H	UNCG	54 48	
								281	H	Gardner-Webb	75 66	284	A	Charleston So.	59 45	
								287	A	North Florida	79 60	297	H	Western Caro.	68 59	
								299	A	Kennesaw St.	78 49	340	H	South Carolina St.	66 65	
								342	A	N.C. Central	64 54					
LAST 12 Division I GAMES:																
253	A	UNCG	61 67	253	H	UNCG	54 48									
177	H	ETSU	69 77	297	H	Western Caro.	68 59									
92	H	Chattanooga	61 71	299	A	Kennesaw St.	78 49									
117	A	Mercer	39 54	97	N	Jacksonville	60 66									
232	A	Samford	54 57	287	A	North Florida	79 60									
248	H	Furman	49 69	284	A	Charleston So.	59 45									

Non-Div I Games: Montreat 71 30 Erskine 116 74

Wofford

Loss, Non-Conf, S Site, H Home A Away N Neutral

Average RPI Win: 228	WON-LOST	WINNING	LAST 10	STRENGTH OF	OPP. STRENGTH	TEAM	ADJ.	CONF.	ADJ CONF.
Average RPI Loss: 136	RECORD	PCT. RANK	GAMES	SCHEDULE	OF SCHEDULE	RPI	RPI	RPI	RPI
DIV. I ONLY	8- 14	244	2- 7	169	174	232	232	19	19
DIV. I NON-CONF.	6- 8	203	1- 2	179	96	197	197	22	22
<hr/>									
TOTALS	RPI 1-25	RPI 26-50	W-L RECORDS	RPI 51-100	RPI 101-150	RPI 150+			
8- 14	0- 2	0- 0	OVERALL	0- 4	1- 2	7- 6			
6- 4	0- 0	0- 0	HOME	0- 2	0- 0	6- 2			
2- 8	0- 2	0- 0	AWAY	0- 2	1- 1	1- 3			
0- 2	0- 0	0- 0	NEUTRAL	0- 0	0- 1	0- 1			
6- 8	0- 2	0- 0	NON-CONFERENCE	0- 3	1- 1	5- 2			
5- 1	0- 0	0- 0	HOME	0- 1	0- 0	5- 0			
1- 5	0- 2	0- 0	AWAY	0- 2	1- 0	0- 1			
0- 2	0- 0	0- 0	NEUTRAL	0- 0	0- 1	0- 1			
2- 6	0- 0	0- 0	CONFERENCE	0- 1	0- 1	2- 4			
1- 3	0- 0	0- 0	HOME	0- 1	0- 0	1- 2			
1- 3	0- 0	0- 0	AWAY	0- 0	0- 1	1- 2			
0- 0	0- 0	0- 0	NEUTRAL	0- 0	0- 0	0- 0			

RPI 1-25				RPI 26-50				RPI 51-100				RPI 101+ Team's RPI: 232			
RPI	S	Opponent	Score	RPI	S	Opponent	Score	RPI	S	Opponent	Score	RPI	S	Opponent	Score
15	A	Kentucky	57 80					57	A	Georgia Tech	57 62	105	A	Georgia	65 59
21	A	Harvard	52 57					63	A	Wake Forest	40 51	117	A	Mercer	49 59
								78	H	Belmont	54 73	141	N	Hampton	57 63
								92	H	Chattanooga	61 77	169	N	UC Riverside	48 51
												177	A	ETSU	56 61
												177	H	ETSU	57 69
												186	H	Memphis	48 42
												190	H	UAB	52 49
												199	H	Alabama St.	63 49
												231	H	Wofford	57 54
												248	H	Furman	50 54
												253	A	UNCG	40 64
												265	H	UT Martin	69 62
												294	A	Rhode Island	63 78
												297	A	Western Caro.	49 42
												349	H	Alabama A&M	61 37
<hr/>															
LAST 12 Division I GAMES:															
177	A	ETSU	56 61	177	H	ETSU	57 69	92	H	Chattanooga	61 77	141	N	Hampton	57 63
117	A	Mercer	49 59	169	N	UC Riverside	48 51	105	A	Georgia	65 59	63	A	Wake Forest	40 51
248	H	Furman	50 54	105	A	Georgia	65 59	57	H	Belmont	54 73	57	H	Wofford	57 54
231	H	Wofford	57 54	61	H	Chattanooga	61 77	54	H	Belmont	54 73	40	A	UNCG	40 64
253	A	UNCG	40 64	49	A	Western Caro.	49 42	40	A	UNCG	40 64	49	A	Western Caro.	49 42
297	A	Western Caro.	49 42	49	A	Western Caro.	49 42	49	A	Western Caro.	49 42	61	H	Alabama A&M	61 37

Non-Div I Games: AUM 72 50

Samford

■ Loss,
 ■ Non-Conf,
 ■ S Site,
 ■ H Home
 ■ A Away
 N Neutral

Average RPI Win:	254	WON-LOST	WINNING	LAST 10	STRENGTH OF	OPP. STRENGTH	TEAM	ADJ.	CONF.	ADJ CONF.
Average RPI Loss:	173	RECORD	PCT. RANK	GAMES	SCHEDULE	OF SCHEDULE	RPI	RPI	RPI	RPI
DIV. I ONLY	8- 11	220	4- 6	247	229	233	233	26	26	
DIV. I NON-CONF.	4- 5	198	2- 0	221	82	156	156	26	26	
TOTALS	RPI 1-25	RPI 26-50	W-L RECORDS	RPI 51-100	RPI 101-150	RPI 150+				
8- 11	0- 1	0- 1	OVERALL	0- 2	1- 0	7- 7				
5- 2	0- 0	0- 0	HOME	0- 1	0- 0	5- 1				
2- 8	0- 1	0- 1	AWAY	0- 1	1- 0	1- 5				
1- 1	0- 0	0- 0	NEUTRAL	0- 0	0- 0	1- 1				
4- 5	0- 1	0- 1	NON-CONFERENCE	0- 1	1- 0	3- 2				
1- 0	0- 0	0- 0	HOME	0- 0	0- 0	1- 0				
2- 4	0- 1	0- 1	AWAY	0- 1	1- 0	1- 1				
1- 1	0- 0	0- 0	NEUTRAL	0- 0	0- 0	1- 1				
4- 6	0- 0	0- 0	CONFERENCE	0- 1	0- 0	4- 5				
4- 2	0- 0	0- 0	HOME	0- 1	0- 0	4- 1				
0- 4	0- 0	0- 0	AWAY	0- 0	0- 0	0- 4				
0- 0	0- 0	0- 0	NEUTRAL	0- 0	0- 0	0- 0				

RPI 1-25				RPI 26-50				RPI 51-100				RPI 101+ Team's RPI: 233			
RPI	S	Opponent	Score	RPI	S	Opponent	Score	RPI	S	Opponent	Score	RPI	S	Opponent	Score
13	A	Tennessee	36 86	45	A	Oklahoma St.	48 86	77	A	UNLV	48 69	139	A	Stetson	56 50
								78	H	Belmont	60 70	174	A	Xavier	54 63
												194	H	Morehead St.	69 66
												205	N	Wisconsin	70 80
												211	A	SIUE	52 73
												247	A	Murray St.	72 80
												257	A	Tennessee Tech	59 64
												258	N	Bethune-Cookman	69 60
												263	H	Jacksonville St.	64 51
												265	H	UT Martin	85 80
												283	A	Lipscomb	77 71
												285	H	Southeast Mo. St.	67 75
												305	H	Eastern Ill.	69 58
												311	A	Eastern Ky.	62 66
												323	H	Arkansas St.	76 66
LAST 12 Division I GAMES:															
305	H	Eastern Ill.	69 58	194	H	Morehead St.	69 66								
78	H	Belmont	60 70	265	H	UT Martin	85 80								
211	A	SIUE	52 73	285	H	Southeast Mo. St.	67 75								
263	H	Jacksonville St.	64 51	247	A	Murray St.	72 80								
257	A	Tennessee Tech	59 64	139	A	Stetson	56 50								
311	A	Eastern Ky.	62 66	258	N	Bethune-Cookman	69 60								

Non-Div I Games: Fisk 97 41

Tennessee St.

Average RPI Win:	275	WON-LOST	WINNING	LAST 10	STRENGTH OF	OPP. STRENGTH	TEAM	ADJ.	CONF.	ADJ CONF.
Average RPI Loss:	140	RECORD	PCT. RANK	GAMES	SCHEDULE	OF SCHEDULE	RPI	RPI	RPI	RPI
DIV. I ONLY	10- 9	149	4- 6	316	214	234	234	15	15	
DIV. I NON-CONF.	6- 3	97	1- 0	349	314	249	249	17	17	
TOTALS	RPI 1-25	RPI 26-50	W-L RECORDS	RPI 51-100	RPI 101-150	RPI 150+				
10- 9	0- 0	0- 0	OVERALL	0- 5	0- 2	10- 2				
7- 2	0- 0	0- 0	HOME	0- 1	0- 1	7- 0				
2- 6	0- 0	0- 0	AWAY	0- 4	0- 1	2- 1				
1- 1	0- 0	0- 0	NEUTRAL	0- 0	0- 0	1- 1				
6- 3	0- 0	0- 0	NON-CONFERENCE	0- 2	0- 0	6- 1				
4- 0	0- 0	0- 0	HOME	0- 0	0- 0	4- 0				
1- 2	0- 0	0- 0	AWAY	0- 2	0- 0	1- 0				
1- 1	0- 0	0- 0	NEUTRAL	0- 0	0- 0	1- 1				
4- 6	0- 0	0- 0	CONFERENCE	0- 3	0- 2	4- 1				
3- 2	0- 0	0- 0	HOME	0- 1	0- 1	3- 0				
1- 4	0- 0	0- 0	AWAY	0- 2	0- 1	1- 1				
0- 0	0- 0	0- 0	NEUTRAL	0- 0	0- 0	0- 0				

RPI 1-25				RPI 26-50				RPI 51-100				RPI 101+				Team's RPI: 234	
RPI	S	Opponent	Score	RPI	S	Opponent	Score	RPI	S	Opponent	Score	RPI	S	Opponent	Score		
								73	A	North Carolina	53	75	124	H	Southern Miss.	78	82
								82	A	Charlotte	77	93	126	A	Old Dominion	69	73
								83	H	Middle Tenn.	63	72	157	A	UTSA	88	81
								90	A	Western Ky.	57	73	181	A	Illinois	55	53
								98	A	Penn St.	80	82	190	H	UAB	61	58
													249	H	Coastal Caro.	84	66
													271	H	FIU	70	52
													289	N	Prairie View	68	78
													292	A	UTEP	74	84
													328	H	Fla. Atlantic	76	53
													334	H	Longwood	70	50
													343	N	Sam Houston St.	73	50
													346	H	Florida A&M	77	67
													348	H	Morgan St.	62	43
LAST 12 Division I GAMES:																	
				124	H	Southern Miss.	78	82		82	A	Charlotte	77	93			
				292	A	UTEP	74	84		126	A	Old Dominion	69	73			
				157	A	UTSA	88	81		328	H	Fla. Atlantic	76	53			
				90	A	Western Ky.	57	73		271	H	FIU	70	52			
				190	H	UAB	61	58		334	H	Longwood	70	50			
				83	H	Middle Tenn.	63	72		73	A	North Carolina	53	75			

Non-Div I Games: Me.-Fort Kent 136 62 Bluefield Col. 77 35

Marshall

Loss, Non-Conf, S Site, H Home A Away N Neutral

Average RPI Win: 235	WON-LOST	WINNING	LAST 10	STRENGTH OF	OPP. STRENGTH	TEAM	ADJ.	CONF.	ADJ CONF.
Average RPI Loss: 184	RECORD	PCT. RANK	GAMES	SCHEDULE	OF SCHEDULE	RPI	RPI	RPI	RPI
DIV. I ONLY	10- 11	186	5- 5	295	248	235	235	17	17
DIV. I NON-CONF.	5- 4	143	1- 1	301	330	201	201	16	16
TOTALS	RPI 1-25	RPI 26-50	W-L RECORDS	RPI 51-100	RPI 101-150	RPI 150+			
10- 11	0- 0	0- 0	OVERALL	1- 0	0- 3	9- 8			
5- 5	0- 0	0- 0	HOME	1- 0	0- 2	4- 3			
5- 5	0- 0	0- 0	AWAY	0- 0	0- 0	5- 1			
0- 1	0- 0	0- 0	NEUTRAL	0- 0	0- 1	0- 0			
5- 4	0- 0	0- 0	NON-CONFERENCE	0- 0	0- 2	5- 2			
1- 2	0- 0	0- 0	HOME	0- 0	0- 1	1- 1			
4- 1	0- 0	0- 0	AWAY	0- 0	0- 0	4- 1			
0- 1	0- 0	0- 0	NEUTRAL	0- 0	0- 1	0- 0			
5- 7	0- 0	0- 0	CONFERENCE	1- 0	0- 1	4- 6			
4- 3	0- 0	0- 0	HOME	1- 0	0- 1	3- 2			
1- 4	0- 0	0- 0	AWAY	0- 0	0- 0	1- 4			
0- 0	0- 0	0- 0	NEUTRAL	0- 0	0- 0	0- 0			

RPI 1-25	RPI 26-50	RPI 51-100	RPI 101+	Team's RPI: 235
RPI S Opponent Score	RPI S Opponent Score	RPI S Opponent Score	RPI S Opponent Score	Score
		55 Quinnipiac	122 Clemson	47 60
			129 Rider	69 71
			133 Hartford	72 75
			151 Iona	54 60
			154 Providence	58 62
			170 Fairfield	60 53
			170 Fairfield	68 71
			191 Siena	76 85
			191 Siena	86 91
			202 Sacred Heart	65 54
			222 Niagara	45 66
			230 Robert Morris	69 56
			237 Marist	79 69
			238 Canisius	54 74
			238 Canisius	55 53
			259 Eastern Mich.	75 68
			306 Saint Peter's	76 59
			309 Lehigh	73 62
			321 St. Francis Brooklyn	78 87
			344 Fairleigh Dickinson	72 63
LAST 12 Division I GAMES:				
129 Rider	69 71	191 Siena	76 85	
191 Siena	86 91	306 Saint Peter's	76 59	
170 Fairfield	60 53	170 Fairfield	68 71	
151 Iona	54 60	237 Marist	79 69	
55 Quinnipiac	61 58	154 Providence	58 62	
238 Canisius	55 53	259 Eastern Mich.	75 68	

Non-Div I Games:

Monmouth

Average RPI Win:	256	WON-LOST	WINNING	LAST 10	STRENGTH OF	OPP. STRENGTH	TEAM	ADJ.	CONF.	ADJ CONF.
Average RPI Loss:	170	RECORD	PCT. RANK	GAMES	SCHEDULE	OF SCHEDULE	RPI	RPI	RPI	RPI
DIV. I ONLY	11- 10	155	7- 3	332	160	236	236	25	25	
DIV. I NON-CONF.	5- 8	218	3- 1	306	111	271	271	23	23	
TOTALS	RPI 1-25	RPI 26-50	W-L RECORDS	RPI 51-100	RPI 101-150	RPI 150+				
11- 10	0- 1	0- 0	OVERALL	1- 1	0- 2	10- 6				
6- 3	0- 1	0- 0	HOME	1- 0	0- 2	5- 0				
3- 7	0- 0	0- 0	AWAY	0- 1	0- 0	3- 6				
2- 0	0- 0	0- 0	NEUTRAL	0- 0	0- 0	2- 0				
5- 8	0- 1	0- 0	NON-CONFERENCE	0- 1	0- 2	5- 4				
2- 3	0- 1	0- 0	HOME	0- 0	0- 2	2- 0				
1- 5	0- 0	0- 0	AWAY	0- 1	0- 0	1- 4				
2- 0	0- 0	0- 0	NEUTRAL	0- 0	0- 0	2- 0				
6- 2	0- 0	0- 0	CONFERENCE	1- 0	0- 0	5- 2				
4- 0	0- 0	0- 0	HOME	1- 0	0- 0	3- 0				
2- 2	0- 0	0- 0	AWAY	0- 0	0- 0	2- 2				
0- 0	0- 0	0- 0	NEUTRAL	0- 0	0- 0	0- 0				

RPI 1-25				RPI 26-50				RPI 51-100				RPI 101+ Team's RPI: 236			
RPI	S	Opponent	Score	RPI	S	Opponent	Score	RPI	S	Opponent	Score	RPI	S	Opponent	Score
9	H	UCLA	52 71					91	A	Iowa St.	60 77	134	H	Yale	60 64
								96	H	Long Beach St.	65 60	146	H	Santa Clara	58 69
												169	H	UC Riverside	58 54
												176	A	Fresno St.	50 49
												197	A	Loyola Marymount	55 57
												203	A	CSUN	61 75
												218	A	San Diego	63 77
												224	A	Seattle U	53 58
												225	A	San Diego St.	70 84
												228	H	Hawaii	74 62
												252	A	Cal Poly	67 78
												276	N	North Dakota St.	66 59
												282	H	Northern Ariz.	60 51
												288	N	A&M-Corpus Christi	66 60
												303	H	Pepperdine	66 57
												327	A	UC Irvine	85 60
												338	A	Cal St. Fullerton	56 49
												338	H	Cal St. Fullerton	57 37
LAST 12 Division I GAMES:															
338	H	Cal St. Fullerton	57 37	338	A	Cal St. Fullerton	56 49								
327	A	UC Irvine	85 60	252	A	Cal Poly	67 78								
203	A	CSUN	61 75	134	H	Yale	60 64								
228	H	Hawaii	74 62	276	N	North Dakota St.	66 59								
96	H	Long Beach St.	65 60	288	N	A&M-Corpus Christi	66 60								
169	H	UC Riverside	58 54	176	A	Fresno St.	50 49								

Non-Div I Games:

UC Santa Barbara

■ Loss,
■ Non-Conf,
■ S Site,
■ H Home
■ A Away
N Neutral

Average RPI Win: 221	WON-LOST	WINNING	LAST 10	STRENGTH OF	OPP. STRENGTH	TEAM	ADJ.	CONF.	ADJ CONF.
Average RPI Loss: 179	RECORD	PCT. RANK	GAMES	SCHEDULE	OF SCHEDULE	RPI	RPI	RPI	RPI
DIV. I ONLY	10- 12	199	6- 4	304	135	237	237	17	17
DIV. I NON-CONF.	3- 7	250	1- 1	317	66	301	301	16	16
TOTALS	RPI 1-25	RPI 26-50	W-L RECORDS	RPI 51-100	RPI 101-150	RPI 150+			
10- 12	0- 1	0- 1	OVERALL	0- 0	0- 2	10- 8			
3- 6	0- 0	0- 1	HOME	0- 0	0- 1	3- 4			
6- 4	0- 0	0- 0	AWAY	0- 0	0- 0	6- 4			
1- 2	0- 1	0- 0	NEUTRAL	0- 0	0- 1	1- 0			
3- 7	0- 1	0- 1	NON-CONFERENCE	0- 0	0- 1	3- 4			
1- 2	0- 0	0- 1	HOME	0- 0	0- 0	1- 1			
1- 3	0- 0	0- 0	AWAY	0- 0	0- 0	1- 3			
1- 2	0- 1	0- 0	NEUTRAL	0- 0	0- 1	1- 0			
7- 5	0- 0	0- 0	CONFERENCE	0- 0	0- 1	7- 4			
2- 4	0- 0	0- 0	HOME	0- 0	0- 1	2- 3			
5- 1	0- 0	0- 0	AWAY	0- 0	0- 0	5- 1			
0- 0	0- 0	0- 0	NEUTRAL	0- 0	0- 0	0- 0			

RPI 1-25			RPI 26-50			RPI 51-100			RPI 101+ Team's RPI: 237		
RPI	S	Opponent	Score	RPI	S	Opponent	Score	RPI	S	Opponent	Score
24	N	Auburn	51 52	28	H	Creighton	50 72			107	N East Carolina 68 70
										129	H Rider 56 69
										151	A Iona 68 62
										151	H Iona 37 48
										170	H Fairfield 71 55
										180	A Hofstra 42 62
										183	H Seton Hall 63 76
										191	A Siena 70 59
										191	H Siena 68 69
										206	A Dartmouth 66 61
										222	A Niagara 60 58
										235	A Monmouth 69 79
										238	A Canisius 85 74
										238	H Canisius 67 60
										251	A Manhattan 62 47
										270	H Boston U. 76 57
										273	N N.C. A&T 69 64
										294	A Rhode Island 61 82
										306	H Saint Peter's 69 73
										314	A Holy Cross 46 50
LAST 12 Division I GAMES:											
191	A	Siena	70 59	222	A	Niagara	60 58				
238	H	Canisius	67 60	238	A	Canisius	85 74				
151	H	Iona	37 48	235	A	Monmouth	69 79				
191	H	Siena	68 69	170	H	Fairfield	71 55				
151	A	Iona	68 62	28	H	Creighton	50 72				
129	H	Rider	56 69	206	A	Dartmouth	66 61				

Non-Div I Games:

Marist

■ Loss,
 ■ Non-Conf,
 S Site,
 ■ Home
 ■ Away
 N Neutral

Average RPI Win:	237	WON-LOST	WINNING	LAST 10	STRENGTH OF	OPP. STRENGTH	TEAM	ADJ.	CONF.	ADJ CONF.
Average RPI Loss:	154	RECORD	PCT. RANK	GAMES	SCHEDULE	OF SCHEDULE	RPI	RPI	RPI	RPI
DIV. I ONLY	7- 15	267	5- 5	173	240	238	238	17	17	
DIV. I NON-CONF.	1- 8	314	0- 1	72	225	257	257	16	16	
TOTALS	RPI 1-25	RPI 26-50	W-L RECORDS	RPI 51-100	RPI 101-150	RPI 150+				
7- 15	0- 0	0- 1	OVERALL	0- 3	0- 2	7- 9				
3- 7	0- 0	0- 0	HOME	0- 2	0- 2	3- 3				
4- 8	0- 0	0- 1	AWAY	0- 1	0- 0	4- 6				
0- 0	0- 0	0- 0	NEUTRAL	0- 0	0- 0	0- 0				
1- 8	0- 0	0- 1	NON-CONFERENCE	0- 2	0- 1	1- 4				
0- 4	0- 0	0- 0	HOME	0- 1	0- 1	0- 2				
1- 4	0- 0	0- 1	AWAY	0- 1	0- 0	1- 2				
0- 0	0- 0	0- 0	NEUTRAL	0- 0	0- 0	0- 0				
6- 7	0- 0	0- 0	CONFERENCE	0- 1	0- 1	6- 5				
3- 3	0- 0	0- 0	HOME	0- 1	0- 1	3- 1				
3- 4	0- 0	0- 0	AWAY	0- 0	0- 0	3- 4				
0- 0	0- 0	0- 0	NEUTRAL	0- 0	0- 0	0- 0				

RPI	S	Opponent	Score	RPI	S	Opponent	Score	RPI	S	Opponent	Score	RPI	S	Opponent	Score	Team's RPI: 238
27	A	Ohio St.	56 89	55	H	Quinnipiac	53 64	129	H	Rider	70 71	132	H	Lamar University	51 65	
				71	H	Buffalo	52 65	151	A	Iona	52 55	160	H	Northeastern	59 83	
				85	A	Cornell	43 60	170	H	Fairfield	63 49	189	H	Akron	64 73	
								191	A	Siena	42 67	194	A	Morehead St.	68 77	
								220	A	Saint Francis (PA)	74 95	221	A	St. Bonaventure	74 57	
								222	A	Niagara	65 57	223	A	Monmouth	53 55	
								235	A	Monmouth	74 54	237	A	Marist	60 67	
								237	H	Marist	74 85	251	A	Manhattan	62 57	
								251	H	Manhattan	58 48	306	A	Saint Peter's	59 54	
LAST 12 Division I GAMES:																
251	H	Manhattan	58 48	306	A	Saint Peter's	59 54	55	H	Quinnipiac	53 64	237	A	Marist	60 67	
237	A	Marist	60 67	237	H	Marist	74 85	251	A	Manhattan	62 57	191	A	Siena	42 67	
191	A	Siena	42 67	151	A	Iona	52 55	170	H	Fairfield	63 49	222	A	Niagara	65 57	
170	H	Fairfield	63 49	85	A	Cornell	43 60	223	A	Monmouth	53 55	235	A	Monmouth	74 54	
222	A	Niagara	65 57													
235	A	Monmouth	53 55													

Non-Div I Games:

Canisius

■ Loss,
 ■ Non-Conf,
 ■ S Site,
 ■ H Home
 ■ A Away
 N Neutral

Average RPI Win: 311	WON-LOST	WINNING	LAST 10	STRENGTH OF	OPP. STRENGTH	TEAM	ADJ.	CONF.	ADJ CONF.
Average RPI Loss: 182	RECORD	PCT. RANK	GAMES	SCHEDULE	OF SCHEDULE	RPI	RPI	RPI	RPI
DIV. I ONLY	10- 9	149	8- 2	335	339	239	239	32	32
DIV. I NON-CONF.	4- 8	230	3- 2	259	335	256	256	31	31
TOTALS	RPI 1-25	RPI 26-50	W-L RECORDS	RPI 51-100	RPI 101-150	RPI 150+			
10- 9	0- 0	0- 2	OVERALL	0- 1	0- 0	10- 6			
6- 1	0- 0	0- 0	HOME	0- 0	0- 0	6- 1			
4- 8	0- 0	0- 2	AWAY	0- 1	0- 0	4- 5			
0- 0	0- 0	0- 0	NEUTRAL	0- 0	0- 0	0- 0			
4- 8	0- 0	0- 2	NON-CONFERENCE	0- 1	0- 0	4- 5			
2- 1	0- 0	0- 0	HOME	0- 0	0- 0	2- 1			
2- 7	0- 0	0- 2	AWAY	0- 1	0- 0	2- 4			
0- 0	0- 0	0- 0	NEUTRAL	0- 0	0- 0	0- 0			
6- 1	0- 0	0- 0	CONFERENCE	0- 0	0- 0	6- 1			
4- 0	0- 0	0- 0	HOME	0- 0	0- 0	4- 0			
2- 1	0- 0	0- 0	AWAY	0- 0	0- 0	2- 1			
0- 0	0- 0	0- 0	NEUTRAL	0- 0	0- 0	0- 0			

RPI S	Opponent	Score	RPI S	Opponent	Score	RPI S	Opponent	Score	RPI S	Opponent	Score	Team's RPI: 239
31	A Michigan	41 109	49	A West Virginia	49 95	85	A Cornell	55 67	156	A Cincinnati	56 66	
									188	A Brown	78 83	
									229	A UMES	72 71	
									230	A Robert Morris	42 59	
									273	A N.C. A&T	55 63	
									280	H Vermont	64 57	
									290	H Savannah St.	55 49	
									293	H Coppin St.	66 58	
									312	A NJIT	55 70	
									318	H Ill.-Chicago	63 70	
									321	A St. Francis Brooklyn	78 63	
									325	H Mt. St. Mary's	95 62	
									340	H South Carolina St.	75 57	
									342	A N.C. Central	73 50	
									344	A Fairleigh Dickinson	71 68	
									346	H Florida A&M	72 58	
LAST 12 Division I GAMES:												
340	H South Carolina St.	75 57	346	H Florida A&M	72 58							
290	H Savannah St.	55 49	280	H Vermont	64 57							
342	A N.C. Central	73 50	344	A Fairleigh Dickinson	71 68							
273	A N.C. A&T	55 63	318	H Ill.-Chicago	63 70							
293	H Coppin St.	66 58	312	A NJIT	55 70							
229	A UMES	72 71	325	H Mt. St. Mary's	95 62							

Non-Div I Games:

Howard

Average RPI Win:	278	WON-LOST	WINNING	LAST 10	STRENGTH OF	OPP. STRENGTH	TEAM	ADJ.	CONF.	ADJ CONF.
Average RPI Loss:	160	RECORD	PCT. RANK	GAMES	SCHEDULE	OF SCHEDULE	RPI	RPI	RPI	RPI
DIV. I ONLY	7- 13	252	5- 5	196	308	240	240	28	28	
DIV. I NON-CONF.	2- 9	293	1- 2	93	247	225	225	28	28	
TOTALS	RPI 1-25	RPI 26-50	W-L RECORDS	RPI 51-100	RPI 101-150	RPI 150+				
7- 13	0- 0	0- 1	OVERALL	0- 5	1- 1	6- 6				
3- 5	0- 0	0- 0	HOME	0- 2	1- 0	2- 3				
4- 7	0- 0	0- 1	AWAY	0- 3	0- 1	4- 2				
0- 1	0- 0	0- 0	NEUTRAL	0- 0	0- 0	0- 1				
2- 9	0- 0	0- 1	NON-CONFERENCE	0- 5	0- 1	2- 2				
0- 3	0- 0	0- 0	HOME	0- 2	0- 0	0- 1				
2- 5	0- 0	0- 1	AWAY	0- 3	0- 1	2- 0				
0- 1	0- 0	0- 0	NEUTRAL	0- 0	0- 0	0- 1				
5- 4	0- 0	0- 0	CONFERENCE	0- 0	1- 0	4- 4				
3- 2	0- 0	0- 0	HOME	0- 0	1- 0	2- 2				
2- 2	0- 0	0- 0	AWAY	0- 0	0- 0	2- 2				
0- 0	0- 0	0- 0	NEUTRAL	0- 0	0- 0	0- 0				

RPI 1-25				RPI 26-50				RPI 51-100				RPI 101+				Team's RPI: 240	
RPI	S	Opponent	Score	RPI	S	Opponent	Score	RPI	S	Opponent	Score	RPI	S	Opponent	Score		
				43	A	Virginia Tech	36 67	51	A	Indiana	37 71	107	A	East Carolina	46 54		
								78	H	Belmont	58 83	123	H	Radford	58 54		
								81	A	Gonzaga	39 79	212	H	UNC Asheville	60 67		
								82	A	Charlotte	63 71	213	N	Texas Southern	62 74		
								92	H	Chattanooga	48 56	226	H	Campbell	39 49		
												253	A	UNCG	69 62		
												275	A	Liberty	60 68		
												281	A	Gardner-Webb	56 55		
												284	H	Charleston So.	50 48		
												308	A	High Point	60 87		
												310	H	USC Upstate	48 55		
												326	A	Winthrop	78 39		
												334	H	Longwood	65 55		
												342	A	N.C. Central	72 63		
LAST 12 Division I GAMES:																	
123	H	Radford	58 54	275	A	Liberty	60 68										
308	A	High Point	60 87	281	A	Gardner-Webb	56 55										
212	H	UNC Asheville	60 67	334	H	Longwood	65 55										
326	A	Winthrop	78 39	92	H	Chattanooga	48 56										
284	H	Charleston So.	50 48	78	H	Belmont	58 83										
226	H	Campbell	39 49	342	A	N.C. Central	72 63										

Non-Div I Games:

Presbyterian

■ Loss,
 ■ Non-Conf,
 ■ S Site,
 ■ H Home
 ■ A Away
 N Neutral

Average RPI Win:	288	WON-LOST	WINNING	LAST 10	STRENGTH OF	OPP. STRENGTH	TEAM	ADJ.	CONF.	ADJ CONF.
Average RPI Loss:	131	RECORD	PCT. RANK	GAMES	SCHEDULE	OF SCHEDULE	RPI	RPI	RPI	RPI
DIV. I ONLY	9- 11	204	4- 6	319	163	241	241	18	18	
DIV. I NON-CONF.	5- 6	186	1- 2	327	100	240	240	18	18	
TOTALS	RPI 1-25	RPI 26-50	W-L RECORDS	RPI 51-100	RPI 101-150	RPI 150+				
9- 11	0- 1	0- 1	OVERALL	0- 2	0- 3	9- 4				
4- 2	0- 0	0- 0	HOME	0- 0	0- 1	4- 1				
3- 7	0- 0	0- 0	AWAY	0- 0	0- 0	3- 0				
2- 2	0- 1	0- 1	NEUTRAL	0- 0	0- 0	2- 0				
5- 6	0- 1	0- 1	NON-CONFERENCE	0- 1	0- 1	5- 2				
2- 0	0- 0	0- 0	HOME	0- 0	0- 0	2- 0				
1- 4	0- 0	0- 0	AWAY	0- 1	0- 1	1- 2				
2- 2	0- 1	0- 1	NEUTRAL	0- 0	0- 0	2- 0				
4- 5	0- 0	0- 0	CONFERENCE	0- 1	0- 2	4- 2				
2- 2	0- 0	0- 0	HOME	0- 0	0- 1	2- 1				
2- 3	0- 0	0- 0	AWAY	0- 1	0- 1	2- 1				
0- 0	0- 0	0- 0	NEUTRAL	0- 0	0- 0	2- 0				

RPI 1-25				RPI 26-50				RPI 51-100				RPI 101+				Team's RPI: 241	
RPI	S	Opponent	Score	RPI	S	Opponent	Score	RPI	S	Opponent	Score	RPI	S	Opponent	Score		
23	N	Oklahoma	60 74	38	N	Oregon	46 90	62	A	Montana St.	76 83	102	A	Northern Colo.	62 91		
								75	A	Boise St.	76 94	115	A	Arizona	52 75		
												143	H	Idaho	66 72		
												153	A	North Dakota	61 65		
												203	A	CSUN	72 99		
												224	A	Seattle U	79 71		
												261	A	Sacramento St.	88 86		
												261	H	Sacramento St.	68 77		
												262	H	Southern Utah	81 74		
												266	N	Northern Ky.	77 54		
												269	A	Portland	68 79		
												282	H	Northern Ariz.	56 55		
												299	N	Kennesaw St.	71 61		
												327	H	UC Irvine	79 73		
												333	A	Montana	64 44		
												338	H	Cal St. Fullerton	81 73		
LAST 12 Division I GAMES:																	
143	H	Idaho	66 72	261	A	Sacramento St.	88 86										
261	H	Sacramento St.	68 77	102	A	Northern Colo.	62 91										
62	A	Montana St.	76 83	153	A	North Dakota	61 65										
333	A	Montana	64 44	115	A	Arizona	52 75										
262	H	Southern Utah	81 74	23	N	Oklahoma	60 74										
282	H	Northern Ariz.	56 55	299	N	Kennesaw St.	71 61										

Non-Div I Games: Pacific Union 93 61

Portland St.

Loss, Non-Conf, S Site, H Home A Away N Neutral

Average RPI Win: 236	WON-LOST	WINNING	LAST 10	STRENGTH OF	OPP. STRENGTH	TEAM	ADJ.	CONF.	ADJ CONF.
Average RPI Loss: 168	RECORD	PCT. RANK	GAMES	SCHEDULE	OF SCHEDULE	RPI	RPI	RPI	RPI
DIV. I ONLY	8- 13	233	3- 7	206	254	242	242	20	20
DIV. I NON-CONF.	6- 6	165	2- 1	252	280	202	202	21	21
TOTALS	RPI 1-25	RPI 26-50	W-L RECORDS	RPI 51-100	RPI 101-150	RPI 150+			
8- 13	0- 0	0- 1	OVERALL	1- 3	2- 1	5- 8			
5- 4	0- 0	0- 1	HOME	1- 1	2- 0	2- 2			
2- 8	0- 0	0- 0	AWAY	0- 1	0- 1	2- 6			
1- 1	0- 0	0- 0	NEUTRAL	0- 1	0- 0	1- 0			
6- 6	0- 0	0- 1	NON-CONFERENCE	1- 1	1- 0	4- 4			
3- 2	0- 0	0- 1	HOME	1- 0	1- 0	1- 1			
2- 3	0- 0	0- 0	AWAY	0- 0	0- 0	2- 3			
1- 1	0- 0	0- 0	NEUTRAL	0- 1	0- 0	1- 0			
2- 7	0- 0	0- 0	CONFERENCE	0- 2	1- 1	1- 4			
2- 2	0- 0	0- 0	HOME	0- 1	1- 0	1- 1			
0- 5	0- 0	0- 0	AWAY	0- 1	0- 1	0- 3			
0- 0	0- 0	0- 0	NEUTRAL	0- 0	0- 0	0- 0			

RPI S	Opponent	Score	RPI S	Opponent	Score	RPI S	Opponent	Score	RPI S	Opponent	Score	Team's RPI: 242
			36 H	Syracuse	60 78	51 N	Indiana	60 74	118 H	Maine	55 41	
						85 H	Cornell	66 65	133 A	Hartford	52 65	
						89 A	New Hampshire	46 49	147 H	Columbia	55 53	
						89 H	New Hampshire	45 56	151 A	Iona	46 57	
									172 A	Albany (NY)	54 64	
									180 H	Hofstra	64 67	
									196 H	Binghamton	40 48	
									221 A	St. Bonaventure	37 51	
									250 A	UMBC	61 67	
									251 A	Manhattan	55 50	
									280 A	Vermont	43 53	
									300 A	Central Conn. St.	64 59	
									304 H	UMKC	57 55	
									332 A	LIU Brooklyn	48 58	
									337 H	UMass Lowell	83 53	
									346 N	Florida A&M	80 49	
LAST 12 Division I GAMES:												
			89 H	New Hampshire	45 56	118 H	Maine	55 41				
			280 A	Vermont	43 53	172 A	Albany (NY)	54 64				
			250 A	UMBC	61 67	89 A	New Hampshire	46 49				
			196 H	Binghamton	40 48	304 H	UMKC	57 55				
			133 A	Hartford	52 65	85 H	Cornell	66 65				
			337 H	UMass Lowell	83 53	51 N	Indiana	60 74				

Non-Div I Games: Molloy 62 53

Stony Brook

■ Loss,
 ■ Non-Conf,
 ■ S Site,
 ■ H Home
 ■ A Away
 N Neutral

Average RPI Win:	283	WON-LOST	WINNING	LAST 10	STRENGTH OF	OPP. STRENGTH	TEAM	ADJ.	CONF.	ADJ CONF.
Average RPI Loss:	134	RECORD	PCT. RANK	GAMES	SCHEDULE	OF SCHEDULE	RPI	RPI	RPI	RPI
DIV. I ONLY	7- 11	229	3- 7	242	233	243	243	18	18	
DIV. I NON-CONF.	4- 5	198	0- 3	311	210	236	236	18	18	
TOTALS	RPI 1-25	RPI 26-50	W-L RECORDS	RPI 51-100	RPI 101-150	RPI 150+				
7- 11	0- 0	0- 1	OVERALL	0- 2	0- 4	7- 4				
3- 5	0- 0	0- 0	HOME	0- 1	0- 1	3- 3				
4- 5	0- 0	0- 1	AWAY	0- 1	0- 2	4- 1				
0- 1	0- 0	0- 0	NEUTRAL	0- 0	0- 1	0- 0				
4- 5	0- 0	0- 1	NON-CONFERENCE	0- 1	0- 1	4- 2				
1- 2	0- 0	0- 0	HOME	0- 0	0- 0	1- 2				
3- 2	0- 0	0- 1	AWAY	0- 1	0- 0	3- 0				
0- 1	0- 0	0- 0	NEUTRAL	0- 0	0- 1	0- 0				
3- 6	0- 0	0- 0	CONFERENCE	0- 1	0- 3	3- 2				
2- 3	0- 0	0- 0	HOME	0- 1	0- 1	2- 1				
1- 3	0- 0	0- 0	AWAY	0- 0	0- 2	1- 1				
0- 0	0- 0	0- 0	NEUTRAL	0- 0	0- 0	0- 0				

RPI S	Opponent	Score	RPI S	Opponent	Score	RPI S	Opponent	Score	RPI S	Opponent	Score	Team's RPI: 243
48	A Utah	52 71	62	H Montana St.	68 83	102	H Northern Colo.	79 88	139	N Stetson	68 70	
			99	A BYU	64 73	143	A Idaho	77 95	149	A Eastern Wash.	85 99	
						153	H North Dakota	65 70	176	H Fresno St.	57 60	
						201	A Idaho St.	52 57	201	H Idaho St.	50 43	
						203	H CSUN	78 89	262	A Southern Utah	73 68	
						269	H Portland	76 37	271	A FIU	64 61	
						316	A Air Force	76 61	330	A Utah Valley	64 61	
						333	H Montana	74 58				
LAST 12 Division I GAMES:												
262	A Southern Utah	73 68	201	H Idaho St.	50 43							
201	A Idaho St.	52 57	333	H Montana	74 58							
102	H Northern Colo.	79 88	62	H Montana St.	68 83							
153	H North Dakota	65 70	176	H Fresno St.	57 60							
149	A Eastern Wash.	85 99	48	A Utah	52 71							
143	A Idaho	77 95	203	H CSUN	78 89							

Non-Div I Games: Cal St. San B'dino 75 69 Westminster (UT) 81 68

Weber St.

Loss, Non-Conf, S Site, H Home A Away N Neutral

Average RPI Win:	267	WON-LOST	WINNING	LAST 10	STRENGTH OF	OPP. STRENGTH	TEAM	ADJ.	CONF.	ADJ CONF.
Average RPI Loss:	132	RECORD	PCT. RANK	GAMES	SCHEDULE	OF SCHEDULE	RPI	RPI	RPI	RPI
DIV. I ONLY	10- 13	210	4- 6	274	198	244	244	12	12	
DIV. I NON-CONF.	6- 7	182	2- 0	285	302	254	254	13	13	
TOTALS	RPI 1-25	RPI 26-50	W-L RECORDS	RPI 51-100	RPI 101-150	RPI 150+				
10- 13	0- 0	0- 0	OVERALL	0- 1	1- 10	9- 2				
4- 7	0- 0	0- 0	HOME	0- 1	1- 5	3- 1				
4- 5	0- 0	0- 0	AWAY	0- 0	0- 5	4- 0				
2- 1	0- 0	0- 0	NEUTRAL	0- 0	0- 0	2- 1				
6- 7	0- 0	0- 0	NON-CONFERENCE	0- 1	0- 5	6- 1				
2- 4	0- 0	0- 0	HOME	0- 1	0- 3	2- 0				
2- 2	0- 0	0- 0	AWAY	0- 0	0- 2	2- 0				
2- 1	0- 0	0- 0	NEUTRAL	0- 0	0- 0	2- 1				
4- 6	0- 0	0- 0	CONFERENCE	0- 0	1- 5	3- 1				
2- 3	0- 0	0- 0	HOME	0- 0	1- 2	1- 1				
2- 3	0- 0	0- 0	AWAY	0- 0	0- 3	2- 0				
0- 0	0- 0	0- 0	NEUTRAL	0- 0	0- 0	0- 0				

RPI 1-25				RPI 26-50				RPI 51-100				RPI 101+				Team's RPI: 244	
RPI	S	Opponent	Score	RPI	S	Opponent	Score	RPI	S	Opponent	Score	RPI	S	Opponent	Score		
								65	H	Virginia	56	63	107	H	East Carolina	60	71
												116	A	Duquesne	61	73	
												120	A	VCU	55	62	
												120	H	VCU	55	57	
												121	A	Fordham	41	67	
												130	A	William & Mary	39	67	
												137	H	Saint Joseph's	70	52	
												141	A	Hampton	45	72	
												144	H	George Mason	50	54	
												147	H	Columbia	58	65	
												150	H	Penn	44	47	
												158	H	La Salle	58	63	
												185	H	Appalachian St.	55	46	
												193	N	Cleveland St.	65	69	
												221	H	St. Bonaventure	61	54	
												248	A	Furman	54	48	
												275	N	Liberty	63	54	
												291	A	Davidson	61	52	
												294	A	Rhode Island	58	53	
												328	A	Fla. Atlantic	77	67	
												346	N	Florida A&M	64	51	
												348	H	Morgan St.	54	37	
LAST 12 Division I GAMES:																	
120	H	VCU	55	57	121	A	Fordham	41	67								
291	A	Davidson	61	52	221	H	St. Bonaventure	61	54								
116	A	Duquesne	61	73	120	A	VCU	55	62								
144	H	George Mason	50	54	137	H	Saint Joseph's	70	52								
158	H	La Salle	58	63	348	H	Morgan St.	54	37								
294	A	Rhode Island	58	53	248	A	Furman	54	48								

Non-Div I Games:

Richmond

■ Loss,
 ■ Non-Conf,
 S Site,
 ■ Home
 ■ Away
 N Neutral

Average RPI Win:	286	WON-LOST	WINNING	LAST 10	STRENGTH OF	OPP. STRENGTH	TEAM	ADJ.	CONF.	ADJ CONF.
Average RPI Loss:	137	RECORD	PCT. RANK	GAMES	SCHEDULE	OF SCHEDULE	RPI	RPI	RPI	RPI
DIV. I ONLY	9- 12	211	5- 5	235	243	245	245	23	23	
DIV. I NON-CONF.	4- 7	224	0- 2	155	214	226	226	25	25	
TOTALS	RPI 1-25	RPI 26-50	W-L RECORDS	RPI 51-100	RPI 101-150	RPI 150+				
9- 12	0- 1	0- 1	OVERALL	0- 2	0- 4	9- 4				
7- 5	0- 1	0- 1	HOME	0- 0	0- 2	7- 1				
2- 7	0- 0	0- 0	AWAY	0- 2	0- 2	2- 3				
0- 0	0- 0	0- 0	NEUTRAL	0- 0	0- 0	0- 0				
4- 7	0- 1	0- 0	NON-CONFERENCE	0- 2	0- 3	4- 1				
3- 3	0- 1	0- 0	HOME	0- 0	0- 2	3- 0				
1- 4	0- 0	0- 0	AWAY	0- 2	0- 1	1- 1				
0- 0	0- 0	0- 0	NEUTRAL	0- 0	0- 0	0- 0				
5- 5	0- 0	0- 1	CONFERENCE	0- 0	0- 1	5- 3				
4- 2	0- 0	0- 1	HOME	0- 0	0- 0	4- 1				
1- 3	0- 0	0- 0	AWAY	0- 0	0- 1	1- 2				
0- 0	0- 0	0- 0	NEUTRAL	0- 0	0- 0	0- 0				

RPI 1-25				RPI 26-50				RPI 51-100				RPI 101+ Team's RPI: 245			
RPI	S	Opponent	Score	RPI	S	Opponent	Score	RPI	S	Opponent	Score	RPI	S	Opponent	Score
18	H	Maryland	60 79	47	H	Bucknell	66 72	69	A	George Washington	64 74	106	A	Navy	51 77
								85	A	Cornell	50 58	108	H	Delaware	45 47
												131	A	Pittsburgh	44 74
												147	H	Columbia	53 65
												168	H	Army West Point	71 62
												170	A	Fairfield	57 58
												182	H	American	45 60
												250	A	UMBC	70 65
												268	H	Colgate	87 77
												270	A	Boston U.	58 61
												283	H	Lipscomb	74 30
												309	A	Lehigh	69 86
												309	H	Lehigh	62 58
												321	H	St. Francis Brooklyn	69 60
												324	A	Lafayette	60 55
												324	H	Lafayette	75 47
												325	H	Mt. St. Mary's	58 53
LAST 12 Division I GAMES:															
309	A	Lehigh	69 86	168	H	Army West Point	71 62								
324	H	Lafayette	75 47	309	H	Lehigh	62 58								
268	H	Colgate	87 77	324	A	Lafayette	60 55								
47	H	Bucknell	66 72	182	H	American	45 60								
270	A	Boston U.	58 61	69	A	George Washington	64 74								
106	A	Navy	51 77	18	H	Maryland	60 79								

Non-Div I Games:

Loyola Maryland

■ Loss,
 ■ Non-Conf, S Site,
 ■ Home
 ■ Away
 N Neutral

Average RPI Win: 246	WON-LOST	WINNING	LAST 10	STRENGTH OF	OPP. STRENGTH	TEAM	ADJ.	CONF.	ADJ CONF.
Average RPI Loss: 147	RECORD	PCT. RANK	GAMES	SCHEDULE	OF SCHEDULE	RPI	RPI	RPI	RPI
DIV. I ONLY	5- 13	284	2- 8	159	208	246	246	22	22
DIV. I NON-CONF.	3- 6	230	0- 2	134	160	198	198	19	19
TOTALS	RPI 1-25	RPI 26-50	W-L RECORDS	RPI 51-100	RPI 101-150	RPI 150+			
5- 13	0- 0	0- 2	OVERALL	0- 4	0- 2	5- 5			
1- 7	0- 0	0- 2	HOME	0- 1	0- 1	1- 3			
3- 5	0- 0	0- 0	AWAY	0- 2	0- 1	3- 2			
1- 1	0- 0	0- 0	NEUTRAL	0- 1	0- 0	1- 0			
3- 6	0- 0	0- 1	NON-CONFERENCE	0- 2	0- 2	3- 1			
1- 2	0- 0	0- 1	HOME	0- 0	0- 1	1- 0			
1- 3	0- 0	0- 0	AWAY	0- 1	0- 1	1- 1			
1- 1	0- 0	0- 0	NEUTRAL	0- 1	0- 0	1- 0			
2- 7	0- 0	0- 1	CONFERENCE	0- 2	0- 0	2- 4			
0- 5	0- 0	0- 1	HOME	0- 1	0- 0	0- 3			
2- 2	0- 0	0- 0	AWAY	0- 1	0- 0	2- 1			
0- 0	0- 0	0- 0	NEUTRAL	0- 0	0- 0	0- 0			

RPI S	Opponent	Score	RPI S	Opponent	Score	RPI S	Opponent	Score	RPI S	Opponent	Score	Team's RPI: 246
37	H North Carolina St.	31 74	58	A Little Rock	54 71	124	H Southern Miss.	48 57				
50	H UT Arlington	49 73	66	N Florida	33 85	136	A UCF	58 70				
			97	A Jacksonville	55 62	190	A UAB	41 66				
			100	H Troy	57 73	195	A New Orleans	65 62				
						209	H Texas St.	44 57				
						219	H Southern U.	55 48				
						255	A Ga. Southern	55 46				
						255	H Ga. Southern	45 53				
						272	A Georgia St.	77 47				
						272	H Georgia St.	45 55				
						287	N North Florida	62 55				
						323	A Arkansas St.	53 56				
LAST 12 Division I GAMES:												
255	H Ga. Southern	45 53	272	A Georgia St.	77 47							
272	H Georgia St.	45 55	255	A Ga. Southern	55 46							
58	A Little Rock	54 71	100	H Troy	57 73							
323	A Arkansas St.	53 56	190	A UAB	41 66							
209	H Texas St.	44 57	37	H North Carolina St.	31 74							
50	H UT Arlington	49 73	219	H Southern U.	55 48							

Non-Div I Games: Spring Hill 38 33 William Carey 62 39

South Ala.

Loss, Non-Conf, S Site, H Home A Away N Neutral

Average RPI Win:	278	WON-LOST	WINNING	LAST 10	STRENGTH OF	OPP. STRENGTH	TEAM	ADJ.	CONF.	ADJ CONF.
Average RPI Loss:	209	RECORD	PCT. RANK	GAMES	SCHEDULE	OF SCHEDULE	RPI	RPI	RPI	RPI
DIV. I ONLY	10- 10	167	5- 5	329	317	247	247	26	26	
DIV. I NON-CONF.	6- 5	148	2- 1	330	322	239	239	26	26	
TOTALS	RPI 1-25	RPI 26-50	W-L RECORDS	RPI 51-100	RPI 101-150	RPI 150+				
10- 10	0- 0	0- 0	OVERALL	0- 1	0- 1	10- 8				
5- 2	0- 0	0- 0	HOME	0- 0	0- 0	5- 2				
4- 7	0- 0	0- 0	AWAY	0- 1	0- 0	4- 6				
1- 1	0- 0	0- 0	NEUTRAL	0- 0	0- 1	1- 0				
6- 5	0- 0	0- 0	NON-CONFERENCE	0- 1	0- 1	6- 3				
3- 1	0- 0	0- 0	HOME	0- 0	0- 0	3- 1				
2- 3	0- 0	0- 0	AWAY	0- 1	0- 0	2- 2				
1- 1	0- 0	0- 0	NEUTRAL	0- 0	0- 1	1- 0				
4- 5	0- 0	0- 0	CONFERENCE	0- 0	0- 0	4- 5				
2- 1	0- 0	0- 0	HOME	0- 0	0- 0	2- 1				
2- 4	0- 0	0- 0	AWAY	0- 0	0- 0	2- 4				
0- 0	0- 0	0- 0	NEUTRAL	0- 0	0- 0	0- 0				

RPI 1-25			RPI 26-50			RPI 51-100			RPI 101+			Team's RPI: 247
RPI	S	Opponent	Score	RPI	S	Opponent	Score	RPI	S	Opponent	Score	
						61 A Ohio	70 79			114 N Abilene Christian	57 81	
										177 A ETSU	60 79	
										194 A Morehead St.	59 73	
										200 A Southern Ill.	63 70	
										211 A SIUE	84 77	
										233 H Tennessee St.	80 72	
										253 H UNCG	81 70	
										254 A Austin Peay	63 75	
										257 A Tennessee Tech	54 72	
										263 A Jacksonville St.	71 64	
										265 H UT Martin	70 90	
										266 A Northern Ky.	72 69	
										277 A Mississippi Val.	80 62	
										278 H Evansville	77 82	
										283 H Lipscomb	79 59	
										285 A Southeast Mo. St.	70 79	
										305 H Eastern Ill.	92 74	
										335 N Incarnate Word	72 68	
										349 H Alabama A&M	81 49	
LAST 12 Division I GAMES:												
						194 A Morehead St.	59 73			257 A Tennessee Tech	54 72	
						265 H UT Martin	70 90			263 A Jacksonville St.	71 64	
						285 A Southeast Mo. St.	70 79			233 H Tennessee St.	80 72	
						254 A Austin Peay	63 75			277 A Mississippi Val.	80 62	
						211 A SIUE	84 77			114 N Abilene Christian	57 81	
						305 H Eastern Ill.	92 74			335 N Incarnate Word	72 68	

Non-Div I Games: Eureka 101 59 MacMurray 93 37

Murray St.

Loss, Non-Conf, S Site, H Home A Away N Neutral

Average RPI Win: 250	WON-LOST	WINNING	LAST 10	STRENGTH OF	OPP. STRENGTH	TEAM	ADJ.	CONF.	ADJ CONF.
Average RPI Loss: 165	RECORD	PCT. RANK	GAMES	SCHEDULE	OF SCHEDULE	RPI	RPI	RPI	RPI
DIV. I ONLY	9- 12	211	1- 3	267	227	248	248	19	19
DIV. I NON-CONF.	4- 9	248	0- 1	294	220	315	315	22	22
TOTALS	RPI 1-25	RPI 26-50	W-L RECORDS	RPI 51-100	RPI 101-150	RPI 150+			
9- 12	0- 0	0- 0	OVERALL	1- 2	0- 5	8- 5			
7- 3	0- 0	0- 0	HOME	1- 0	0- 1	6- 2			
2- 8	0- 0	0- 0	AWAY	0- 1	0- 0	2- 0			
0- 1	0- 0	0- 0	NEUTRAL	0- 0	0- 1	0- 0			
4- 9	0- 0	0- 0	NON-CONFERENCE	0- 2	0- 4	4- 3			
4- 2	0- 0	0- 0	HOME	0- 0	0- 1	4- 1			
0- 6	0- 0	0- 0	AWAY	0- 2	0- 2	0- 2			
0- 1	0- 0	0- 0	NEUTRAL	0- 0	0- 1	0- 0			
5- 3	0- 0	0- 0	CONFERENCE	1- 0	0- 1	4- 2			
3- 1	0- 0	0- 0	HOME	1- 0	0- 0	2- 1			
2- 2	0- 0	0- 0	AWAY	0- 0	0- 1	2- 1			
0- 0	0- 0	0- 0	NEUTRAL	0- 0	0- 0	0- 0			

RPI S	Opponent	Score	RPI S	Opponent	Score	RPI S	Opponent	Score	RPI S	Opponent	Score	Team's RPI: 248
						63	A Wake Forest	52 59	105	A Georgia	62 67	
						80	A Central Mich.	71 81	117	A Mercer	52 76	
						92	H Chattanooga	65 48	120	H VCU	61 75	
									121	A Fordham	47 60	
									149	N Eastern Wash.	56 68	
									177	H ETSU	64 74	
									212	H UNC Asheville	63 51	
									217	A UNCW	52 56	
									231	A Wofford	69 49	
									232	A Samford	54 50	
									244	H Richmond	48 54	
									253	H UNCG	65 55	
									281	H Gardner-Webb	84 62	
									291	A Davidson	61 71	
									297	A Western Caro.	72 75	
									297	H Western Caro.	73 44	
									310	H USC Upstate	57 37	
									342	H N.C. Central	60 40	
LAST 12 Division I GAMES:												
			80	A Central Mich.	71 81	231	A Wofford	69 49				
			297	A Western Caro.	72 75	297	H Western Caro.	73 44				
			92	H Chattanooga	65 48	253	H UNCG	65 55				
			177	H ETSU	64 74	342	H N.C. Central	60 40				
			232	A Samford	54 50	281	H Gardner-Webb	84 62				
			117	A Mercer	52 76	244	H Richmond	48 54				

Non-Div I Games: Bob Jones 95 45 Mars Hill 81 46 Newberry 67 41

Furman

Loss, Non-Conf, S Site, H Home A Away N Neutral

Average RPI Win:	273	WON-LOST	WINNING	LAST 10	STRENGTH OF	OPP. STRENGTH	TEAM	ADJ.	CONF.	ADJ CONF.
Average RPI Loss:	175	RECORD	PCT. RANK	GAMES	SCHEDULE	OF SCHEDULE	RPI	RPI	RPI	RPI
DIV. I ONLY	8- 10	206	4- 6	307	290	249	249	22	22	
DIV. I NON-CONF.	4- 4	165	2- 0	344	337	281	281	19	19	
TOTALS	RPI 1-25	RPI 26-50	W-L RECORDS	RPI 51-100	RPI 101-150	RPI 150+				
8- 10	0- 0	0- 2	OVERALL	0- 1	0- 1	8- 6				
4- 3	0- 0	0- 1	HOME	0- 1	0- 0	4- 1				
3- 7	0- 0	0- 1	AWAY	0- 0	0- 1	3- 5				
1- 0	0- 0	0- 0	NEUTRAL	0- 0	0- 0	1- 0				
4- 4	0- 0	0- 0	NON-CONFERENCE	0- 0	0- 1	4- 3				
1- 1	0- 0	0- 0	HOME	0- 0	0- 0	1- 1				
2- 3	0- 0	0- 0	AWAY	0- 0	0- 1	2- 2				
1- 0	0- 0	0- 0	NEUTRAL	0- 0	0- 0	1- 0				
4- 6	0- 0	0- 2	CONFERENCE	0- 1	0- 0	4- 3				
3- 2	0- 0	0- 1	HOME	0- 1	0- 0	3- 0				
1- 4	0- 0	0- 1	AWAY	0- 0	0- 0	1- 3				
0- 0	0- 0	0- 0	NEUTRAL	0- 0	0- 0	0- 0				

RPI 1-25			RPI 26-50			RPI 51-100			RPI 101+ Team's RPI: 249		
RPI	S	Opponent	Score	RPI	S	Opponent	Score	RPI	S	Opponent	Score
				50	A	UT Arlington	58 60	58	H	Little Rock	66 74
				50	H	UT Arlington	41 70				
								122	A	Clemson	57 64
								185	H	Appalachian St.	60 55
								198	A	Col. of Charleston	79 72
								209	A	Texas St.	62 83
								209	H	Texas St.	64 48
								220	H	Saint Francis (PA)	59 70
								231	A	Wofford	62 67
								234	A	Marshall	66 84
								255	A	Ga. Southern	70 78
								272	A	Georgia St.	73 67
								317	A	Fort Wayne	72 57
								323	A	Arkansas St.	52 60
								323	H	Arkansas St.	57 55
								340	N	South Carolina St.	63 54
								342	H	N.C. Central	66 50
LAST 12 Division I GAMES:											
323	A	Arkansas St.	52 60	323	H	Arkansas St.	57 55				
209	H	Texas St.	64 48	58	H	Little Rock	66 74				
50	H	UT Arlington	41 70	50	A	UT Arlington	58 60				
272	A	Georgia St.	73 67	209	A	Texas St.	62 83				
255	A	Ga. Southern	70 78	198	A	Col. of Charleston	79 72				
185	H	Appalachian St.	60 55	340	N	South Carolina St.	63 54				

Non-Div I Games: Pfeiffer 91 49 Catawba 58 63

Coastal Caro.

Loss, Non-Conf, S Site, H Home A Away N Neutral

Average RPI Win:	253	WON-LOST	WINNING	LAST 10	STRENGTH OF	OPP. STRENGTH	TEAM	ADJ.	CONF.	ADJ CONF.
Average RPI Loss:	166	RECORD	PCT. RANK	GAMES	SCHEDULE	OF SCHEDULE	RPI	RPI	RPI	RPI
DIV. I ONLY	9- 12	211	6- 4	258	249	250	250	20	20	
DIV. I NON-CONF.	4- 8	230	2- 1	276	296	291	291	21	21	
TOTALS	RPI 1-25	RPI 26-50	W-L RECORDS	RPI 51-100	RPI 101-150	RPI 150+				
9- 12	0- 1	0- 0	OVERALL	0- 2	1- 2	8- 7				
5- 6	0- 0	0- 0	HOME	0- 0	0- 1	5- 5				
3- 6	0- 1	0- 0	AWAY	0- 2	1- 1	2- 2				
1- 0	0- 0	0- 0	NEUTRAL	0- 0	0- 0	1- 0				
4- 8	0- 1	0- 0	NON-CONFERENCE	0- 1	1- 0	3- 6				
1- 5	0- 0	0- 0	HOME	0- 0	0- 0	1- 5				
2- 3	0- 1	0- 0	AWAY	0- 1	1- 0	1- 1				
1- 0	0- 0	0- 0	NEUTRAL	0- 0	0- 0	1- 0				
5- 4	0- 0	0- 0	CONFERENCE	0- 1	0- 2	5- 1				
4- 1	0- 0	0- 0	HOME	0- 0	0- 1	4- 0				
1- 3	0- 0	0- 0	AWAY	0- 1	0- 1	1- 1				
0- 0	0- 0	0- 0	NEUTRAL	0- 0	0- 0	0- 0				

RPI 1-25				RPI 26-50				RPI 51-100				RPI 101+ Team's RPI: 250			
RPI	S	Opponent	Score	RPI	S	Opponent	Score	RPI	S	Opponent	Score	RPI	S	Opponent	Score
18	A	Maryland	42 92					65	A	Virginia	30 56	118	A	Maine	40 72
								89	A	New Hampshire	50 60	133	H	Hartford	73 80
												147	A	Columbia	67 56
												155	H	Towson	48 59
												172	A	Albany (NY)	64 56
												182	A	American	53 70
												196	A	Binghamton	62 69
												196	H	Binghamton	53 45
												208	H	Princeton	58 69
												229	H	UMES	57 70
												242	H	Stony Brook	67 61
												245	H	Loyola Maryland	65 70
												275	N	Liberty	62 51
												280	H	Vermont	69 66
												293	H	Coppin St.	73 63
												332	A	LIU Brooklyn	57 45
												337	H	UMass Lowell	79 72
												348	H	Morgan St.	61 69
LAST 12 Division I GAMES:															
196	H	Binghamton	53 45	133	H	Hartford	73 80								
89	A	New Hampshire	50 60	118	A	Maine	40 72								
242	H	Stony Brook	67 61	196	A	Binghamton	62 69								
337	H	UMass Lowell	79 72	293	H	Coppin St.	73 63								
172	A	Albany (NY)	64 56	275	N	Liberty	62 51								
280	H	Vermont	69 66	65	A	Virginia	30 56								

Non-Div I Games: Gettysburg 71 51

UMBC

Loss, Non-Conf, S Site, H Home A Away N Neutral

Average RPI Win:	251	WON-LOST	WINNING	LAST 10	STRENGTH OF	OPP. STRENGTH	TEAM	ADJ.	CONF.	ADJ CONF.
Average RPI Loss:	153	RECORD	PCT. RANK	GAMES	SCHEDULE	OF SCHEDULE	RPI	RPI	RPI	RPI
DIV. I ONLY	7- 15	267	2- 8	178	251	251	251	17	17	
DIV. I NON-CONF.	4- 5	198	0- 1	61	311	140	140	16	16	
TOTALS	RPI 1-25	RPI 26-50	W-L RECORDS	RPI 51-100	RPI 101-150	RPI 150+				
7- 15	0- 0	0- 1	OVERALL	0- 3	1- 3	6- 8				
4- 7	0- 0	0- 0	HOME	0- 1	1- 1	3- 5				
3- 8	0- 0	0- 0	AWAY	0- 1	0- 1	3- 0				
0- 0	0- 0	0- 0	NEUTRAL	0- 0	0- 0	0- 0				
4- 5	0- 0	0- 1	NON-CONFERENCE	0- 2	1- 1	3- 1				
2- 2	0- 0	0- 0	HOME	0- 1	1- 0	1- 1				
2- 3	0- 0	0- 1	AWAY	0- 1	0- 1	2- 0				
0- 0	0- 0	0- 0	NEUTRAL	0- 0	0- 0	0- 0				
3- 10	0- 0	0- 0	CONFERENCE	0- 1	0- 2	3- 7				
2- 5	0- 0	0- 0	HOME	0- 0	0- 1	2- 4				
1- 5	0- 0	0- 0	AWAY	0- 1	0- 1	1- 3				
0- 0	0- 0	0- 0	NEUTRAL	0- 0	0- 0	0- 0				

RPI	S	Opponent	Score	RPI	S	Opponent	Score	RPI	S	Opponent	Score	RPI	S	Opponent	Score	Team's RPI: 251
47	A	Bucknell	64 69	55	A	Quinnipiac	38 81	121	A	Fordham	60 63	129	A	Rider	64 73	
				71	A	Buffalo	39 73	129	H	Rider	36 53	134	H	Yale	63 57	
				89	H	New Hampshire	42 59	151	A	Iona	53 70	151	H	Iona	62 76	
								170	A	Fairfield	56 71	188	A	Brown	58 57	
								191	H	Siena	68 66	222	H	Niagara	59 62	
								237	H	Marist	47 62	238	A	Canisius	48 58	
								238	H	Canisius	57 62	242	H	Stony Brook	50 55	
								306	A	Saint Peter's	69 65	306	H	Saint Peter's	57 44	
								314	H	Holy Cross	60 56	321	A	St. Francis Brooklyn	55 52	
LAST 12 Division I GAMES:																
238	A	Canisius	48 58	55	A	Quinnipiac	38 81	170	A	Fairfield	56 71	238	H	Canisius	57 62	
306	H	Saint Peter's	57 44	129	H	Rider	36 53	191	H	Siena	68 66	89	H	New Hampshire	42 59	
129	A	Rider	64 73													
306	A	Saint Peter's	69 65													
151	H	Iona	62 76													
222	H	Niagara	59 62													

Non-Div I Games:

Manhattan

Average RPI Win:	262	WON-LOST	WINNING	LAST 10	STRENGTH OF	OPP. STRENGTH	TEAM	ADJ.	CONF.	ADJ CONF.
Average RPI Loss:	151	RECORD	PCT. RANK	GAMES	SCHEDULE	OF SCHEDULE	RPI	RPI	RPI	RPI
DIV. I ONLY	7- 13	252	3- 7	191	215	252	252	25	25	
DIV. I NON-CONF.	4- 8	230	0- 4	223	215	285	285	23	23	
TOTALS	RPI 1-25	RPI 26-50	W-L RECORDS	RPI 51-100	RPI 101-150	RPI 150+				
7- 13	0- 2	0- 0	OVERALL	0- 2	0- 2	7- 7				
6- 4	0- 0	0- 0	HOME	0- 0	0- 2	6- 2				
1- 9	0- 2	0- 0	AWAY	0- 2	0- 0	1- 5				
0- 0	0- 0	0- 0	NEUTRAL	0- 0	0- 0	0- 0				
4- 8	0- 2	0- 0	NON-CONFERENCE	0- 1	0- 1	4- 4				
4- 2	0- 0	0- 0	HOME	0- 0	0- 1	4- 1				
0- 6	0- 2	0- 0	AWAY	0- 1	0- 0	0- 3				
0- 0	0- 0	0- 0	NEUTRAL	0- 0	0- 0	0- 0				
3- 5	0- 0	0- 0	CONFERENCE	0- 1	0- 1	3- 3				
2- 2	0- 0	0- 0	HOME	0- 0	0- 1	2- 1				
1- 3	0- 0	0- 0	AWAY	0- 1	0- 0	1- 2				
0- 0	0- 0	0- 0	NEUTRAL	0- 0	0- 0	0- 0				

RPI 1-25				RPI 26-50				RPI 51-100				RPI 101+ Team's RPI: 252			
RPI	S	Opponent	Score	RPI	S	Opponent	Score	RPI	S	Opponent	Score	RPI	S	Opponent	Score
8	A	Stanford	55 83					62	A	Montana St.	52 71	104	H	UC Davis	53 61
9	A	UCLA	64 80					96	A	Long Beach St.	80 83	127	H	St. Mary's (CA)	71 79
												161	H	San Francisco	67 73
												169	A	UC Riverside	59 68
												203	A	CSUN	70 63
												203	H	CSUN	79 68
												214	A	Grand Canyon	59 64
												228	A	Hawaii	57 66
												228	H	Hawaii	79 87
												236	H	UC Santa Barbara	78 67
												261	A	Sacramento St.	96 97
												276	H	North Dakota St.	73 46
												282	H	Northern Ariz.	58 53
												301	A	CSU Bakersfield	49 57
												303	H	Pepperdine	62 52
												330	H	Utah Valley	77 65
LAST 12 Division I GAMES:															
104	H	UC Davis	53 61	203	H	CSUN	79 68								
228	A	Hawaii	57 66	236	H	UC Santa Barbara	78 67								
203	A	CSUN	70 63	301	A	CSU Bakersfield	49 57								
228	H	Hawaii	79 87	62	A	Montana St.	52 71								
96	A	Long Beach St.	80 83	161	H	San Francisco	67 73								
169	A	UC Riverside	59 68	214	A	Grand Canyon	59 64								

Non-Div I Games:

Cal Poly

■ Loss,
 ■ Non-Conf, S Site,
 ■ Home
 ■ Away
 N Neutral

Average RPI Win:	281	WON-LOST	WINNING	LAST 10	STRENGTH OF	OPP. STRENGTH	TEAM	ADJ.	CONF.	ADJ CONF.
Average RPI Loss:	185	RECORD	PCT. RANK	GAMES	SCHEDULE	OF SCHEDULE	RPI	RPI	RPI	RPI
DIV. I ONLY	8- 11	220	5- 5	253	329	253	253	19	19	
DIV. I NON-CONF.	5- 6	186	4- 0	302	345	263	263	22	22	
TOTALS	RPI 1-25	RPI 26-50	W-L RECORDS	RPI 51-100	RPI 101-150	RPI 150+				
8- 11	0- 0	0- 0	OVERALL	0- 1	0- 3	8- 7				
5- 4	0- 0	0- 0	HOME	0- 0	0- 2	5- 2				
3- 7	0- 0	0- 0	AWAY	0- 1	0- 1	3- 5				
0- 0	0- 0	0- 0	NEUTRAL	0- 0	0- 0	0- 0				
5- 6	0- 0	0- 0	NON-CONFERENCE	0- 0	0- 2	5- 4				
2- 3	0- 0	0- 0	HOME	0- 0	0- 1	2- 2				
3- 3	0- 0	0- 0	AWAY	0- 0	0- 1	3- 2				
0- 0	0- 0	0- 0	NEUTRAL	0- 0	0- 0	0- 0				
3- 5	0- 0	0- 0	CONFERENCE	0- 1	0- 1	3- 3				
3- 1	0- 0	0- 0	HOME	0- 0	0- 1	3- 0				
0- 4	0- 0	0- 0	AWAY	0- 1	0- 0	0- 3				
0- 0	0- 0	0- 0	NEUTRAL	0- 0	0- 0	0- 0				

RPI 1-25			RPI 26-50			RPI 51-100			RPI 101+			Team's RPI: 253
RPI	S	Opponent	Score	RPI	S	Opponent	Score	RPI	S	Opponent	Score	
						92 A Chattanooga	55 58					
								117 H Mercer			64 77	
								120 A VCU			54 65	
								123 H Radford			54 70	
								177 A ETSU			52 60	
								212 H UNC Asheville			63 77	
								229 A UMES			53 60	
								231 A Wofford			48 54	
								231 H Wofford			67 61	
								232 H Samford			64 40	
								240 H Presbyterian			62 69	
								247 A Murray St.			70 81	
								248 A Furman			55 65	
								257 A Tennessee Tech			65 59	
								267 H Norfolk St.			59 52	
								297 H Western Caro.			62 45	
								308 A High Point			69 67	
								311 H Eastern Ky.			81 66	
								342 A N.C. Central			64 51	
LAST 12 Division I GAMES:												
						231 H Wofford	67 61	231 A Wofford			48 54	
						297 H Western Caro.	62 45	248 A Furman			55 65	
						92 A Chattanooga	55 58	308 A High Point			69 67	
						177 A ETSU	52 60	311 H Eastern Ky.			81 66	
						232 H Samford	64 40	267 H Norfolk St.			59 52	
						117 H Mercer	64 77	342 A N.C. Central			64 51	

Non-Div I Games: Barton 70 48 Greensboro 83 26 UNC Pembroke 72 69 Brevard 77 34 UNCG

Average RPI Win:	269	WON-LOST	WINNING	LAST 10	STRENGTH OF	OPP. STRENGTH	TEAM	ADJ.	CONF.	ADJ CONF.
Average RPI Loss:	186	RECORD	PCT. RANK	GAMES	SCHEDULE	OF SCHEDULE	RPI	RPI	RPI	RPI
DIV. I ONLY	9- 12	211	5- 5	270	282	254	254	26	26	
DIV. I NON-CONF.	4- 7	224	0- 2	263	253	284	284	26	26	
TOTALS	RPI 1-25	RPI 26-50	W-L RECORDS	RPI 51-100	RPI 101-150	RPI 150+				
9- 12	0- 0	0- 0	OVERALL	0- 3	0- 2	9- 7				
6- 4	0- 0	0- 0	HOME	0- 2	0- 0	6- 2				
3- 7	0- 0	0- 0	AWAY	0- 1	0- 2	3- 4				
0- 1	0- 0	0- 0	NEUTRAL	0- 0	0- 0	0- 1				
4- 7	0- 0	0- 0	NON-CONFERENCE	0- 2	0- 2	4- 3				
3- 2	0- 0	0- 0	HOME	0- 1	0- 0	3- 1				
1- 4	0- 0	0- 0	AWAY	0- 1	0- 2	1- 1				
0- 1	0- 0	0- 0	NEUTRAL	0- 0	0- 0	0- 1				
5- 5	0- 0	0- 0	CONFERENCE	0- 1	0- 0	5- 4				
3- 2	0- 0	0- 0	HOME	0- 1	0- 0	3- 1				
2- 3	0- 0	0- 0	AWAY	0- 0	0- 0	2- 3				
0- 0	0- 0	0- 0	NEUTRAL	0- 0	0- 0	0- 0				

RPI 1-25				RPI 26-50				RPI 51-100				RPI 101+ Team's RPI: 254			
RPI	S	Opponent	Score	RPI	S	Opponent	Score	RPI	S	Opponent	Score	RPI	S	Opponent	Score
								78	H	Belmont	71 80	103	A	Ole Miss	38 66
								83	A	Middle Tenn.	51 82	136	A	UCF	43 61
								90	H	Western Ky.	65 85	177	H	ETSU	77 74
												194	H	Morehead St.	71 81
												211	H	SIUE	85 62
												215	H	Miami (OH)	58 73
												221	N	St. Bonaventure	57 58
												247	H	Murray St.	75 63
												257	A	Tennessee Tech	87 84
												263	A	Jacksonville St.	45 65
												265	A	UT Martin	80 83
												278	A	Evansville	54 68
												285	H	Southeast Mo. St.	84 74
												299	H	Kennesaw St.	68 49
												305	A	Eastern Ill.	69 59
												311	A	Eastern Ky.	71 80
												315	A	Ark.-Pine Bluff	69 55
												323	H	Arkansas St.	62 55
LAST 12 Division I GAMES:															
311	A	Eastern Ky.	71 80	263	A	Jacksonville St.	45 65								
285	H	Southeast Mo. St.	84 74	257	A	Tennessee Tech	87 84								
265	A	UT Martin	80 83	78	H	Belmont	71 80								
247	H	Murray St.	75 63	194	H	Morehead St.	71 81								
305	A	Eastern Ill.	69 59	103	A	Ole Miss	38 66								
211	H	SIUE	85 62	83	A	Middle Tenn.	51 82								

Non-Div I Games: Trevecca Nazarene 69 51 Christian Bros. 76 57

Austin Peay

■ Loss,
 ■ Non-Conf,
 ■ S Site,
 ■ H Home
 ■ A Away
 N Neutral

Average RPI Win:	265	WON-LOST	WINNING	LAST 10	STRENGTH OF	OPP. STRENGTH	TEAM	ADJ.	CONF.	ADJ CONF.
Average RPI Loss:	169	RECORD	PCT. RANK	GAMES	SCHEDULE	OF SCHEDULE	RPI	RPI	RPI	RPI
DIV. I ONLY	8- 12	226	5- 5	240	289	255	255	22	22	
DIV. I NON-CONF.	3- 7	250	1- 1	192	328	266	266	19	19	
TOTALS	RPI 1-25	RPI 26-50	W-L RECORDS	RPI 51-100	RPI 101-150	RPI 150+				
8- 12	0- 0	0- 0	OVERALL	0- 3	0- 4	8- 5				
5- 5	0- 0	0- 0	HOME	0- 1	0- 2	5- 2				
3- 7	0- 0	0- 0	AWAY	0- 2	0- 2	3- 3				
0- 0	0- 0	0- 0	NEUTRAL	0- 0	0- 0	0- 0				
3- 7	0- 0	0- 0	NON-CONFERENCE	0- 1	0- 4	3- 2				
2- 2	0- 0	0- 0	HOME	0- 0	0- 2	2- 0				
1- 5	0- 0	0- 0	AWAY	0- 1	0- 2	1- 2				
0- 0	0- 0	0- 0	NEUTRAL	0- 0	0- 0	0- 0				
5- 5	0- 0	0- 0	CONFERENCE	0- 2	0- 0	5- 3				
3- 3	0- 0	0- 0	HOME	0- 1	0- 0	3- 2				
2- 2	0- 0	0- 0	AWAY	0- 1	0- 0	2- 1				
0- 0	0- 0	0- 0	NEUTRAL	0- 0	0- 0	0- 0				

RPI 1-25				RPI 26-50				RPI 51-100				RPI 101+ Team's RPI: 255					
RPI	S	Opponent	Score	RPI	S	Opponent	Score	RPI	S	Opponent	Score	RPI	S	Opponent	Score		
								68	A	IUPUI	57	83	117	H	Mercer	56	77
								100	A	Troy	67	77	119	A	Alabama	48	66
								100	H	Troy	86	89	122	A	Clemson	47	58
													136	H	UCF	54	74
													185	H	Appalachian St.	53	50
													204	A	Louisiana	52	79
													204	H	Louisiana	63	60
													246	A	South Ala.	53	45
													246	H	South Ala.	46	55
													249	H	Coastal Caro.	78	70
													263	A	Jacksonville St.	55	67
													272	H	Georgia St.	54	58
													273	H	N.C. A&T	65	50
													284	A	Charleston So.	54	55
													290	A	Savannah St.	50	45
													331	A	La.-Monroe	65	44
													340	H	South Carolina St.	74	58
LAST 12 Division I GAMES:																	
				204	H	Louisiana	63	60					331	A	La.-Monroe	65	44
				246	A	South Ala.	53	45					100	H	Troy	86	89
				100	A	Troy	67	77					246	H	South Ala.	46	55
				185	H	Appalachian St.	53	50					272	H	Georgia St.	54	58
				249	H	Coastal Caro.	78	70					340	H	South Carolina St.	74	58
				204	A	Louisiana	52	79					136	H	UCF	54	74

Non-Div I Games: Thomas (GA) 106 43

Ga. Southern

■ Loss,
 ■ Non-Conf,
 ■ S Site,
 ■ Home
 ■ A Away
 N Neutral

Bowling Green

Through Games Of Feb. 2, 2017

Average RPI Win:	273	WON-LOST	WINNING	LAST 10	STRENGTH OF	OPP. STRENGTH	TEAM	ADJ.	CONF.	ADJ CONF.
Average RPI Loss:	123	RECORD	PCT. RANK	GAMES	SCHEDULE	OF SCHEDULE	RPI	RPI	RPI	RPI
DIV. I ONLY	3- 15	323	1- 8	96	144	256	256	10	10	
DIV. I NON-CONF.	2- 7	284	0- 2	209	113	288	288	11	11	
TOTALS	RPI 1-25	RPI 26-50	W-L RECORDS	RPI 51-100	RPI 101-150	RPI 150+				
3- 15	0- 1	0- 1	OVERALL	0- 6	0- 2	3- 5				
0- 8	0- 0	0- 0	HOME	0- 5	0- 1	0- 2				
1- 6	0- 1	0- 1	AWAY	0- 0	0- 1	1- 3				
2- 1	0- 0	0- 0	NEUTRAL	0- 1	0- 0	2- 0				
2- 7	0- 1	0- 1	NON-CONFERENCE	0- 2	0- 0	2- 3				
0- 3	0- 0	0- 0	HOME	0- 1	0- 0	0- 2				
0- 3	0- 1	0- 1	AWAY	0- 0	0- 0	0- 1				
2- 1	0- 0	0- 0	NEUTRAL	0- 1	0- 0	2- 0				
1- 8	0- 0	0- 0	CONFERENCE	0- 4	0- 2	1- 2				
0- 5	0- 0	0- 0	HOME	0- 4	0- 1	0- 0				
1- 3	0- 0	0- 0	AWAY	0- 0	0- 1	1- 2				
0- 0	0- 0	0- 0	NEUTRAL	0- 0	0- 0	0- 0				

RPI 1-25				RPI 26-50				RPI 51-100				RPI 101+ Team's RPI: 256			
RPI	S	Opponent	Score	RPI	S	Opponent	Score	RPI	S	Opponent	Score	RPI	S	Opponent	Score
14	A	Louisville	58 83	43	A	Virginia Tech	51 98	61	H	Ohio	58 69	112	A	Kent St.	78 80
								65	H	Virginia	47 67	128	H	Ball St.	53 75
								71	H	Buffalo	50 61	156	H	Cincinnati	58 68
								80	H	Central Mich.	65 76	167	A	Western Mich.	58 75
								86	H	Northern Ill.	76 89	189	A	Akron	62 58
								92	N	Chattanooga	49 54	193	H	Cleveland St.	56 64
												259	A	Eastern Mich.	74 81
												306	N	Saint Peter's	73 68
												311	A	Eastern Ky.	55 57
												324	N	Lafayette	69 42
LAST 12 Division I GAMES:															
112	A	Kent St.	78 80	189	A	Akron	62 58	61	H	Ohio	58 69	193	H	Cleveland St.	56 64
259	A	Eastern Mich.	74 81	86	H	Northern Ill.	76 89	43	A	Virginia Tech	51 98	65	H	Virginia	47 67
128	H	Ball St.	53 75	61	H	Ohio	58 69	65	H	Virginia	47 67				
71	H	Buffalo	50 61	193	H	Cleveland St.	56 64								
80	H	Central Mich.	65 76	43	A	Virginia Tech	51 98								
167	A	Western Mich.	58 75	65	H	Virginia	47 67								

Non-Div I Games: Davis & Elkins 73 46 Ohio Valley 82 46 Malone 65 78

Bowling Green

Loss, Non-Conf, S Site, H Home A Away N Neutral

Tennessee Tech

Through Games Of Feb. 2, 2017

Average RPI Win:	275	WON-LOST	WINNING	LAST 10	STRENGTH OF	OPP. STRENGTH	TEAM	ADJ.	CONF.	ADJ CONF.
Average RPI Loss:	167	RECORD	PCT. RANK	GAMES	SCHEDULE	OF SCHEDULE	RPI	RPI	RPI	RPI
DIV. I ONLY	8- 14	244	6- 4	201	296	257	257	26	26	
DIV. I NON-CONF.	2- 10	305	0- 2	203	266	304	304	26	26	
TOTALS	RPI 1-25	RPI 26-50	W-L RECORDS	RPI 51-100	RPI 101-150	RPI 150+				
8- 14	0- 0	0- 0	OVERALL	0- 3	0- 3	8- 8				
6- 5	0- 0	0- 0	HOME	0- 1	0- 1	6- 3				
2- 9	0- 0	0- 0	AWAY	0- 2	0- 2	2- 5				
0- 0	0- 0	0- 0	NEUTRAL	0- 0	0- 0	0- 0				
2- 10	0- 0	0- 0	NON-CONFERENCE	0- 2	0- 3	2- 5				
1- 4	0- 0	0- 0	HOME	0- 1	0- 1	1- 2				
1- 6	0- 0	0- 0	AWAY	0- 1	0- 2	1- 3				
0- 0	0- 0	0- 0	NEUTRAL	0- 0	0- 0	0- 0				
6- 4	0- 0	0- 0	CONFERENCE	0- 1	0- 0	6- 3				
5- 1	0- 0	0- 0	HOME	0- 0	0- 0	5- 1				
1- 3	0- 0	0- 0	AWAY	0- 1	0- 0	1- 2				
0- 0	0- 0	0- 0	NEUTRAL	0- 0	0- 0	0- 0				

RPI S	Opponent	Score	RPI S	Opponent	Score	RPI S	Opponent	Score	RPI S	Opponent	Score	Team's RPI: 257
						68	A IUPUI	63 77	110	A Vanderbilt	57 89	
						78	A Belmont	75 89	123	A Radford	46 79	
						83	H Middle Tenn.	62 73	138	H Wright St.	54 65	
									156	A Cincinnati	38 60	
									177	H ETSU	76 82	
									194	A Morehead St.	65 79	
									211	A SIUE	49 60	
									212	A UNC Asheville	65 77	
									233	H Tennessee St.	64 59	
									247	H Murray St.	72 54	
									253	H UNCG	59 65	
									254	H Austin Peay	84 87	
									263	H Jacksonville St.	56 54	
									265	H UT Martin	81 71	
									266	H Northern Ky.	55 40	
									283	A Lipscomb	69 71	
									285	A Southeast Mo. St.	74 63	
									311	H Eastern Ky.	53 51	
									326	A Winthrop	73 50	
LAST 12 Division I GAMES:												
265	H	UT Martin	81	71	247	H	Murray St.	72	54			
311	H	Eastern Ky.	53	51	254	H	Austin Peay	84	87			
194	A	Morehead St.	65	79	211	A	SIUE	49	60			
78	A	Belmont	75	89	285	A	Southeast Mo. St.	74	63			
233	H	Tennessee St.	64	59	283	A	Lipscomb	69	71			
263	H	Jacksonville St.	56	54	110	A	Vanderbilt	57	89			

Non-Div I Games: Tenn. Wesleyan 54 41

Tennessee Tech

Loss, Non-Conf, S Site, H Home A Away N Neutral

Average RPI Win:	298	WON-LOST	WINNING	LAST 10	STRENGTH OF	OPP. STRENGTH	TEAM	ADJ.	CONF.	ADJ CONF.
Average RPI Loss:	200	RECORD	PCT. RANK	GAMES	SCHEDULE	OF SCHEDULE	RPI	RPI	RPI	RPI
DIV. I ONLY	8- 9	197	7- 3	339	333	258	258	32	32	
DIV. I NON-CONF.	2- 8	288	2- 3	269	293	316	316	31	31	
TOTALS	RPI 1-25	RPI 26-50	W-L RECORDS	RPI 51-100	RPI 101-150	RPI 150+				
8- 9	0- 0	0- 0	OVERALL	0- 1	0- 3	8- 5				
3- 1	0- 0	0- 0	HOME	0- 0	0- 0	3- 1				
4- 7	0- 0	0- 0	AWAY	0- 1	0- 3	4- 3				
1- 1	0- 0	0- 0	NEUTRAL	0- 0	0- 0	1- 1				
2- 8	0- 0	0- 0	NON-CONFERENCE	0- 1	0- 3	2- 4				
1- 0	0- 0	0- 0	HOME	0- 0	0- 0	1- 0				
0- 7	0- 0	0- 0	AWAY	0- 1	0- 3	0- 3				
1- 1	0- 0	0- 0	NEUTRAL	0- 0	0- 0	1- 1				
6- 1	0- 0	0- 0	CONFERENCE	0- 0	0- 0	6- 1				
2- 1	0- 0	0- 0	HOME	0- 0	0- 0	2- 1				
4- 0	0- 0	0- 0	AWAY	0- 0	0- 0	4- 0				
0- 0	0- 0	0- 0	NEUTRAL	0- 0	0- 0	0- 0				

RPI 1-25			RPI 26-50			RPI 51-100			RPI 101+ Team's RPI: 258		
RPI	S	Opponent	Score	RPI	S	Opponent	Score	RPI	S	Opponent	Score
						97 A Jacksonville	63 69	122 A Clemson		38 59	
								136 A UCF		43 70	
								139 A Stetson		60 63	
								211 N SIUE		83 78	
								219 A Southern U.		59 61	
								229 H UMES		56 59	
								233 N Tennessee St.		60 69	
								267 A Norfolk St.		68 58	
								287 H North Florida		52 50	
								289 A Prairie View		64 66	
								290 A Savannah St.		38 31	
								293 H Coppin St.		71 52	
								336 A Southeastern La.		63 75	
								340 A South Carolina St.		64 34	
								346 A Florida A&M		64 41	
								348 H Morgan St.		50 48	
LAST 12 Division I GAMES:											
267 A Norfolk St.		68 58	290 A Savannah St.		38 31	122 A Clemson		38 59			
229 H UMES		56 59	211 N SIUE		83 78	233 N Tennessee St.		60 69			
346 A Florida A&M		64 41	287 H North Florida		52 50	136 A UCF		43 70			
340 A South Carolina St.		64 34									
293 H Coppin St.		71 52									
348 H Morgan St.		50 48									

Non-Div I Games: Edward Waters 55 45 Flagler 76 53

Bethune-Cookman

Loss, **Non-Conf**, **S Site**, **H Home** **A Away** **N Neutral**

Average RPI Win:	280	WON-LOST	WINNING	LAST 10	STRENGTH OF	OPP. STRENGTH	TEAM	ADJ.	CONF.	ADJ CONF.
Average RPI Loss:	128	RECORD	PCT. RANK	GAMES	SCHEDULE	OF SCHEDULE	RPI	RPI	RPI	RPI
DIV. I ONLY	5- 15	293	2- 8	138	212	259	259	10	10	
DIV. I NON-CONF.	4- 7	224	1- 2	167	290	232	232	11	11	
TOTALS	RPI 1-25	RPI 26-50	W-L RECORDS	RPI 51-100	RPI 101-150	RPI 150+				
5- 15	0- 0	0- 1	OVERALL	0- 5	0- 3	5- 6				
3- 5	0- 0	0- 0	HOME	0- 1	0- 1	3- 3				
1- 8	0- 0	0- 0	AWAY	0- 4	0- 1	1- 3				
1- 2	0- 0	0- 1	NEUTRAL	0- 0	0- 1	1- 0				
4- 7	0- 0	0- 1	NON-CONFERENCE	0- 2	0- 1	4- 3				
2- 2	0- 0	0- 0	HOME	0- 0	0- 0	2- 2				
1- 3	0- 0	0- 0	AWAY	0- 2	0- 0	1- 1				
1- 2	0- 0	0- 1	NEUTRAL	0- 0	0- 1	1- 0				
1- 8	0- 0	0- 0	CONFERENCE	0- 3	0- 2	1- 3				
1- 3	0- 0	0- 0	HOME	0- 1	0- 1	1- 1				
0- 5	0- 0	0- 0	AWAY	0- 2	0- 1	0- 2				
0- 0	0- 0	0- 0	NEUTRAL	0- 0	0- 0	0- 0				

RPI S	Opponent	Score	RPI S	Opponent	Score	RPI S	Opponent	Score	RPI S	Opponent	Score	Team's RPI: 259
35 N	Tulane	50 62	61 A	Ohio	51 68	102 N	Northern Colo.	57 58				
			63 A	Wake Forest	61 89	112 H	Kent St.	67 86				
			86 A	Northern Ill.	73 85	128 A	Ball St.	49 78				
			87 H	Toledo	49 66	159 H	Detroit	64 77				
			94 A	Purdue	50 77	167 H	Western Mich.	67 76				
						189 A	Akron	62 80				
						194 A	Morehead St.	73 78				
						215 A	Miami (OH)	61 72				
						221 H	St. Bonaventure	75 56				
						235 H	Monmouth	68 75				
						256 H	Bowling Green	81 74				
						272 N	Georgia St.	69 59				
						316 H	Air Force	65 44				
						335 A	Incarinate Word	66 47				
LAST 12 Division I GAMES:												
189 A	Akron	62 80	112 H	Kent St.	67 86							
256 H	Bowling Green	81 74	87 H	Toledo	49 66							
61 A	Ohio	51 68	86 A	Northern Ill.	73 85							
128 A	Ball St.	49 78	316 H	Air Force	65 44							
167 H	Western Mich.	67 76	94 A	Purdue	50 77							
215 A	Miami (OH)	61 72	235 H	Monmouth	68 75							

Non-Div I Games: Ferris St. 68 50

Eastern Mich.

■ Loss,
■ Non-Conf,
■ S Site,
■ H Home
■ A Away
N Neutral

Average RPI Win: 303	WON-LOST	WINNING	LAST 10	STRENGTH OF	OPP. STRENGTH	TEAM	ADJ.	CONF.	ADJ CONF.
Average RPI Loss: 142	RECORD	PCT. RANK	GAMES	SCHEDULE	OF SCHEDULE	RPI	RPI	RPI	RPI
DIV. I ONLY	11- 9	139	1- 2	347	120	260	260	29	29
DIV. I NON-CONF.	7- 6	157	1- 1	335	42	214	214	29	29
<hr/>									
TOTALS	RPI 1-25	RPI 26-50	W-L RECORDS	RPI 51-100	RPI 101-150	RPI 150+			
11- 9	0- 2	0- 1	OVERALL	0- 0	0- 1	11- 5			
7- 2	0- 0	0- 0	HOME	0- 0	0- 0	7- 2			
3- 7	0- 2	0- 1	AWAY	0- 0	0- 1	3- 3			
1- 0	0- 0	0- 0	NEUTRAL	0- 0	0- 0	1- 0			
7- 6	0- 2	0- 1	NON-CONFERENCE	0- 0	0- 1	7- 2			
4- 1	0- 0	0- 0	HOME	0- 0	0- 0	4- 1			
2- 5	0- 2	0- 1	AWAY	0- 0	0- 1	2- 1			
1- 0	0- 0	0- 0	NEUTRAL	0- 0	0- 0	1- 0			
4- 3	0- 0	0- 0	CONFERENCE	0- 0	0- 0	4- 3			
3- 1	0- 0	0- 0	HOME	0- 0	0- 0	3- 1			
1- 2	0- 0	0- 0	AWAY	0- 0	0- 0	1- 2			
0- 0	0- 0	0- 0	NEUTRAL	0- 0	0- 0	0- 0			

RPI 1-25				RPI 26-50				RPI 51-100				RPI 101+ Team's RPI: 260			
RPI	S	Opponent	Score	RPI	S	Opponent	Score	RPI	S	Opponent	Score	RPI	S	Opponent	Score
11	A	Texas	61 85	45	A	Oklahoma St.	53 86					114	A	Abilene Christian	54 70
23	A	Oklahoma	59 92									166	A	Nebraska	53 71
												178	H	Houston	52 68
												214	A	Grand Canyon	59 60
												216	N	North Texas	74 69
												224	H	Seattle U	54 67
												276	H	North Dakota St.	81 67
												288	A	A&M-Corpus Christi	68 65
												288	H	A&M-Corpus Christi	55 46
												289	H	Prairie View	82 74
												301	A	CSU Bakersfield	46 74
												304	H	UMKC	74 39
												329	A	Chicago St.	57 46
												329	H	Chicago St.	71 43
												330	H	Utah Valley	64 55
												343	A	Sam Houston St.	69 45
												343	H	Sam Houston St.	78 50
<hr/>															
LAST 12 Division I GAMES:															
114	A	Abilene Christian	54 70	301	A	CSU Bakersfield	46 74								
216	N	North Texas	74 69	304	H	UMKC	74 39								
224	H	Seattle U	54 67	329	H	Chicago St.	71 43								
330	H	Utah Valley	64 55	288	H	A&M-Corpus Christi	55 46								
329	A	Chicago St.	57 46	276	H	North Dakota St.	81 67								
214	A	Grand Canyon	59 60	11	A	Texas	61 85								

Non-Div I Games: St. Thomas (TX) 63 56 Texas Lutheran 68 52 Evangel 86 55

UTRGV

Loss, Non-Conf, S Site, H Home A Away N Neutral

Average RPI Win:	268	WON-LOST	WINNING	LAST 10	STRENGTH OF	OPP. STRENGTH	TEAM	ADJ.	CONF.	ADJ CONF.
Average RPI Loss:	157	RECORD	PCT. RANK	GAMES	SCHEDULE	OF SCHEDULE	RPI	RPI	RPI	RPI
DIV. I ONLY	7- 12	240	4- 6	238	260	261	261	18	18	
DIV. I NON-CONF.	3- 7	250	1- 2	250	256	298	298	18	18	
TOTALS	RPI 1-25	RPI 26-50	W-L RECORDS	RPI 51-100	RPI 101-150	RPI 150+				
7- 12	0- 0	0- 0	OVERALL	0- 3	0- 3	7- 6				
4- 5	0- 0	0- 0	HOME	0- 1	0- 2	4- 2				
3- 5	0- 0	0- 0	AWAY	0- 2	0- 1	3- 2				
0- 2	0- 0	0- 0	NEUTRAL	0- 0	0- 0	0- 2				
3- 7	0- 0	0- 0	NON-CONFERENCE	0- 2	0- 1	3- 4				
2- 3	0- 0	0- 0	HOME	0- 1	0- 1	2- 1				
1- 2	0- 0	0- 0	AWAY	0- 1	0- 0	1- 1				
0- 2	0- 0	0- 0	NEUTRAL	0- 0	0- 0	0- 2				
4- 5	0- 0	0- 0	CONFERENCE	0- 1	0- 2	4- 2				
2- 2	0- 0	0- 0	HOME	0- 0	0- 1	2- 1				
2- 3	0- 0	0- 0	AWAY	0- 1	0- 1	2- 1				
0- 0	0- 0	0- 0	NEUTRAL	0- 0	0- 0	0- 0				

RPI 1-25				RPI 26-50				RPI 51-100				RPI 101+ Team's RPI: 261			
RPI	S	Opponent	Score	RPI	S	Opponent	Score	RPI	S	Opponent	Score	RPI	S	Opponent	Score
								52	A	California	73 97	102	A	Northern Colo.	88 95
								62	A	Montana St.	80 84	104	H	UC Davis	78 110
								72	H	Southern California	95 111	149	H	Eastern Wash.	65 72
												153	A	North Dakota	71 94
												161	A	San Francisco	80 91
												179	N	New Mexico St.	73 99
												180	H	Hofstra	97 85
												241	A	Portland St.	77 68
												241	H	Portland St.	86 88
												252	H	Cal Poly	97 96
												262	H	Southern Utah	81 69
												282	H	Northern Ariz.	82 76
												286	H	Nevada	95 99
												319	N	Youngstown St.	94 102
												327	A	UC Irvine	78 70
												333	A	Montana	73 60
LAST 12 Division I GAMES:															
				149	H	Eastern Wash.	65 72					241	H	Portland St.	86 88
				241	A	Portland St.	77 68					153	A	North Dakota	71 94
				333	A	Montana	73 60					102	A	Northern Colo.	88 95
				62	A	Montana St.	80 84					104	H	UC Davis	78 110
				282	H	Northern Ariz.	82 76					327	A	UC Irvine	78 70
				262	H	Southern Utah	81 69					52	A	California	73 97

Non-Div I Games: Stanislaus St. 102 72

Sacramento St.

Southern Utah

Through Games Of Feb. 2, 2017

Average RPI Win:	260	WON-LOST	WINNING	LAST 10	STRENGTH OF	OPP. STRENGTH	TEAM	ADJ.	CONF.	ADJ CONF.
Average RPI Loss:	165	RECORD	PCT. RANK	GAMES	SCHEDULE	OF SCHEDULE	RPI	RPI	RPI	RPI
DIV. I ONLY	4- 16	314	0- 10	143	277	262	262	18	18	
DIV. I NON-CONF.	4- 6	209	2- 0	159	261	179	179	18	18	
TOTALS	RPI 1-25	RPI 26-50	W-L RECORDS	RPI 51-100	RPI 101-150	RPI 150+				
4- 16	0- 1	0- 1	OVERALL	0- 1	0- 5	4- 8				
0- 9	0- 0	0- 0	HOME	0- 0	0- 4	0- 5				
4- 7	0- 1	0- 1	AWAY	0- 1	0- 1	4- 3				
0- 0	0- 0	0- 0	NEUTRAL	0- 0	0- 0	0- 0				
4- 6	0- 1	0- 1	NON-CONFERENCE	0- 1	0- 1	4- 2				
0- 3	0- 0	0- 0	HOME	0- 0	0- 1	0- 2				
4- 3	0- 1	0- 1	AWAY	0- 1	0- 0	4- 0				
0- 0	0- 0	0- 0	NEUTRAL	0- 0	0- 0	0- 0				
0- 10	0- 0	0- 0	CONFERENCE	0- 0	0- 4	0- 6				
0- 6	0- 0	0- 0	HOME	0- 0	0- 3	0- 3				
0- 4	0- 0	0- 0	AWAY	0- 0	0- 1	0- 3				
0- 0	0- 0	0- 0	NEUTRAL	0- 0	0- 0	0- 0				

RPI 1-25				RPI 26-50				RPI 51-100				RPI 101+ Team's RPI: 262			
RPI	S	Opponent	Score	RPI	S	Opponent	Score	RPI	S	Opponent	Score	RPI	S	Opponent	Score
6	A	Oregon St.	38 77	48	A	Utah	43 69	95	A	Wyoming	48 68	102	A	Northern Colo.	55 74
												102	H	Northern Colo.	53 83
												115	H	Arizona	65 77
												143	H	Idaho	68 85
												149	H	Eastern Wash.	66 67
												153	A	North Dakota	70 75
												153	H	North Dakota	65 68
												203	A	CSUN	77 71
												210	A	Utah St.	70 54
												214	H	Grand Canyon	73 76
												241	A	Portland St.	74 81
												243	H	Weber St.	68 73
												261	A	Sacramento St.	69 81
												282	H	Northern Ariz.	68 77
												301	A	CSU Bakersfield	65 59
												327	A	UC Irvine	70 58
												330	H	Utah Valley	64 70
LAST 12 Division I GAMES:															
243	H	Weber St.	68 73	261	A	Sacramento St.	69 81								
102	A	Northern Colo.	55 74	153	H	North Dakota	65 68								
153	A	North Dakota	70 75	102	H	Northern Colo.	53 83								
149	H	Eastern Wash.	66 67	282	H	Northern Ariz.	68 77								
143	H	Idaho	68 85	203	A	CSUN	77 71								
241	A	Portland St.	74 81	327	A	UC Irvine	70 58								

Non-Div I Games: Antelope Valley 89 76

Southern Utah

■ Loss,
 ■ Non-Conf,
 ■ S Site,
 ■ Home
 ■ A Away
 N Neutral

Average RPI Win:	284	WON-LOST	WINNING	LAST 10	STRENGTH OF	OPP. STRENGTH	TEAM	ADJ.	CONF.	ADJ CONF.
Average RPI Loss:	202	RECORD	PCT. RANK	GAMES	SCHEDULE	OF SCHEDULE	RPI	RPI	RPI	RPI
DIV. I ONLY	9- 12	211	3- 7	308	307	263	263	26	26	
DIV. I NON-CONF.	6- 5	148	1- 1	318	275	216	216	26	26	
TOTALS	RPI 1-25	RPI 26-50	W-L RECORDS	RPI 51-100	RPI 101-150	RPI 150+				
9- 12	0- 1	0- 0	OVERALL	0- 1	0- 2	9- 8				
4- 5	0- 0	0- 0	HOME	0- 1	0- 1	4- 3				
4- 7	0- 1	0- 0	AWAY	0- 0	0- 1	4- 5				
1- 0	0- 0	0- 0	NEUTRAL	0- 0	0- 0	1- 0				
6- 5	0- 1	0- 0	NON-CONFERENCE	0- 0	0- 2	6- 2				
2- 2	0- 0	0- 0	HOME	0- 0	0- 1	2- 1				
3- 3	0- 1	0- 0	AWAY	0- 0	0- 1	3- 1				
1- 0	0- 0	0- 0	NEUTRAL	0- 0	0- 0	1- 0				
3- 7	0- 0	0- 0	CONFERENCE	0- 1	0- 0	3- 6				
2- 3	0- 0	0- 0	HOME	0- 1	0- 0	2- 2				
1- 4	0- 0	0- 0	AWAY	0- 0	0- 0	1- 4				
0- 0	0- 0	0- 0	NEUTRAL	0- 0	0- 0	0- 0				

RPI 1-25				RPI 26-50				RPI 51-100				RPI 101+ Team's RPI: 263			
RPI	S	Opponent	Score	RPI	S	Opponent	Score	RPI	S	Opponent	Score	RPI	S	Opponent	Score
7	A	Florida St.	62 73					78	H	Belmont	53 54	103	A	Ole Miss	50 68
												122	H	Clemson	63 69
												194	H	Morehead St.	69 68
												195	H	New Orleans	79 81
												233	A	Tennessee St.	51 64
												247	H	Murray St.	64 71
												254	H	Austin Peay	65 45
												255	H	Ga. Southern	67 55
												257	A	Tennessee Tech	54 56
												265	A	UT Martin	83 94
												285	H	Southeast Mo. St.	58 65
												290	A	Savannah St.	64 57
												298	A	Alcorn	70 66
												299	A	Kennesaw St.	65 59
												305	A	Eastern Ill.	67 71
												307	H	Nicholls St.	75 52
												311	A	Eastern Ky.	54 49
												328	A	Fla. Atlantic	55 63
												346	N	Florida A&M	66 54
LAST 12 Division I GAMES:															
285	H	Southeast Mo. St.	58 65	254	H	Austin Peay	65 45								
194	H	Morehead St.	69 68	247	H	Murray St.	64 71								
311	A	Eastern Ky.	54 49	305	A	Eastern Ill.	67 71								
233	A	Tennessee St.	51 64	265	A	UT Martin	83 94								
78	H	Belmont	53 54	122	H	Clemson	63 69								
257	A	Tennessee Tech	54 56	307	H	Nicholls St.	75 52								

Non-Div I Games: Brewton Parker 89 26

Jacksonville St.

■ Loss,
 ■ Non-Conf,
 ■ S Site,
 ■ H Home
 ■ A Away
 N Neutral

Average RPI Win:	307	WON-LOST	WINNING	LAST 10	STRENGTH OF	OPP. STRENGTH	TEAM	ADJ.	CONF.	ADJ CONF.
Average RPI Loss:	151	RECORD	PCT. RANK	GAMES	SCHEDULE	OF SCHEDULE	RPI	RPI	RPI	RPI
DIV. I ONLY	8- 12	226	7- 3	314	267	264	264	30	30	
DIV. I NON-CONF.	2- 9	293	1- 2	227	107	270	270	30	30	
TOTALS	RPI 1-25	RPI 26-50	W-L RECORDS	RPI 51-100	RPI 101-150	RPI 150+				
8- 12	0- 1	0- 1	OVERALL	0- 1	0- 4	8- 5				
4- 2	0- 0	0- 0	HOME	0- 0	0- 0	4- 2				
4- 8	0- 0	0- 0	AWAY	0- 0	0- 0	4- 1				
0- 2	0- 0	0- 0	NEUTRAL	0- 0	0- 2	0- 0				
2- 9	0- 1	0- 1	NON-CONFERENCE	0- 1	0- 4	2- 2				
0- 1	0- 0	0- 0	HOME	0- 0	0- 0	0- 1				
2- 6	0- 1	0- 1	AWAY	0- 1	0- 2	2- 1				
0- 2	0- 0	0- 0	NEUTRAL	0- 0	0- 2	0- 0				
6- 3	0- 0	0- 0	CONFERENCE	0- 0	0- 0	6- 3				
4- 1	0- 0	0- 0	HOME	0- 0	0- 0	4- 1				
2- 2	0- 0	0- 0	AWAY	0- 0	0- 0	2- 2				
0- 0	0- 0	0- 0	NEUTRAL	0- 0	0- 0	0- 0				

RPI 1-25			RPI 26-50			RPI 51-100			RPI 101+ Team's RPI: 264		
RPI	S	Opponent	Score	RPI	S	Opponent	Score	RPI	S	Opponent	Score
19	A	Miami (FL)	61 89	35	A	Tulane	56 79	72	A	Southern California	64 75
								109	N	SMU	36 56
								115	A	Arizona	46 73
								121	N	Fordham	53 59
								142	A	TCU	47 83
								173	A	Louisiana Tech	55 69
								199	A	Alabama St.	60 45
								213	A	Texas Southern	61 69
								219	H	Southern U.	68 71
								277	H	Mississippi Val.	88 67
								289	A	Prairie View	49 51
								298	H	Alcorn	86 63
								307	H	Nicholls St.	60 71
								315	H	Ark.-Pine Bluff	56 54
								331	A	La.-Monroe	59 54
								336	A	Southeastern La.	87 71
								347	H	Jackson St.	90 85
								349	A	Alabama A&M	68 53
LAST 12 Division I GAMES:											
277	H	Mississippi Val.	88 67	219	H	Southern U.	68 71				
315	H	Ark.-Pine Bluff	56 54	349	A	Alabama A&M	68 53				
347	H	Jackson St.	90 85	199	A	Alabama St.	60 45				
289	A	Prairie View	49 51	336	A	Southeastern La.	87 71				
213	A	Texas Southern	61 69	109	N	SMU	36 56				
298	H	Alcorn	86 63	72	A	Southern California	64 75				

Non-Div I Games:

Grambling

■ Loss,
 ■ Non-Conf,
 ■ S Site,
 ■ H Home
 ■ A Away
 N Neutral

Average RPI Win:	264	WON-LOST	WINNING	LAST 10	STRENGTH OF	OPP. STRENGTH	TEAM	ADJ.	CONF.	ADJ CONF.
Average RPI Loss:	152	RECORD	PCT. RANK	GAMES	SCHEDULE	OF SCHEDULE	RPI	RPI	RPI	RPI
DIV. I ONLY	6- 17	291	3- 7	170	203	265	265	26	26	
DIV. I NON-CONF.	3- 10	280	0- 2	125	76	234	234	26	26	
TOTALS	RPI 1-25	RPI 26-50	W-L RECORDS	RPI 51-100	RPI 101-150	RPI 150+				
6- 17	0- 2	0- 2	OVERALL	0- 3	0- 2	6- 8				
4- 6	0- 1	0- 0	HOME	0- 1	0- 1	4- 3				
2- 11	0- 1	0- 2	AWAY	0- 2	0- 1	2- 5				
0- 0	0- 0	0- 0	NEUTRAL	0- 0	0- 0	0- 0				
3- 10	0- 2	0- 2	NON-CONFERENCE	0- 2	0- 2	3- 2				
2- 3	0- 1	0- 0	HOME	0- 1	0- 1	2- 0				
1- 7	0- 1	0- 2	AWAY	0- 1	0- 1	1- 2				
0- 0	0- 0	0- 0	NEUTRAL	0- 0	0- 0	0- 0				
3- 7	0- 0	0- 0	CONFERENCE	0- 1	0- 0	3- 6				
2- 3	0- 0	0- 0	HOME	0- 0	0- 0	2- 3				
1- 4	0- 0	0- 0	AWAY	0- 1	0- 0	1- 3				
0- 0	0- 0	0- 0	NEUTRAL	0- 0	0- 0	0- 0				

RPI 1-25				RPI 26-50				RPI 51-100				RPI 101+ Team's RPI: 265			
RPI	S	Opponent	Score	RPI	S	Opponent	Score	RPI	S	Opponent	Score	RPI	S	Opponent	Score
14	H	Louisville	57 100	32	A	Missouri	69 80	61	A	Ohio	55 72	110	H	Vanderbilt	77 79
16	A	DePaul	68 100	42	A	Northwestern	59 82	78	A	Belmont	66 71	145	A	Oral Roberts	53 82
								92	H	Chattanooga	60 80	194	H	Morehead St.	68 89
												200	H	Southern Ill.	76 68
												211	H	SIUE	68 70
												232	A	Samford	62 69
												233	A	Tennessee St.	80 85
												247	A	Murray St.	90 70
												254	H	Austin Peay	83 80
												257	A	Tennessee Tech	71 81
												263	H	Jacksonville St.	94 83
												273	A	N.C. A&T	59 74
												285	H	Southeast Mo. St.	79 82
												297	A	Western Caro.	84 72
												305	A	Eastern Ill.	70 80
												323	H	Arkansas St.	68 63
LAST 12 Division I GAMES:															
257	A	Tennessee Tech	71 81	233	A	Tennessee St.	80 85								
247	A	Murray St.	90 70	78	A	Belmont	66 71								
254	H	Austin Peay	83 80	194	H	Morehead St.	68 89								
211	H	SIUE	68 70	263	H	Jacksonville St.	94 83								
305	A	Eastern Ill.	70 80	42	A	Northwestern	59 82								
285	H	Southeast Mo. St.	79 82	16	A	DePaul	68 100								

Non-Div I Games:

UT Martin

■ Loss,
 ■ Non-Conf, S Site,
 ■ Home
 ■ Away
 N Neutral

Average RPI Win:	264	WON-LOST	WINNING	LAST 10	STRENGTH OF	OPP. STRENGTH	TEAM	ADJ.	CONF.	ADJ CONF.
Average RPI Loss:	161	RECORD	PCT. RANK	GAMES	SCHEDULE	OF SCHEDULE	RPI	RPI	RPI	RPI
DIV. I ONLY	6- 15	280	3- 7	175	292	266	266	21	21	
DIV. I NON-CONF.	3- 8	262	2- 0	161	310	274	274	20	20	
TOTALS	RPI 1-25	RPI 26-50	W-L RECORDS	RPI 51-100	RPI 101-150	RPI 150+				
6- 15	0- 0	0- 1	OVERALL	0- 2	1- 2	5- 10				
2- 7	0- 0	0- 0	HOME	0- 0	0- 2	2- 5				
2- 7	0- 0	0- 1	AWAY	0- 1	0- 0	2- 3				
2- 1	0- 0	0- 0	NEUTRAL	0- 0	1- 0	1- 1				
3- 8	0- 0	0- 0	NON-CONFERENCE	0- 2	1- 1	2- 5				
1- 3	0- 0	0- 0	HOME	0- 0	0- 1	1- 2				
0- 4	0- 0	0- 0	AWAY	0- 2	0- 0	0- 2				
2- 1	0- 0	0- 0	NEUTRAL	0- 0	1- 0	1- 1				
3- 7	0- 0	0- 1	CONFERENCE	0- 0	0- 1	3- 5				
1- 4	0- 0	0- 0	HOME	0- 0	0- 1	1- 3				
2- 3	0- 0	0- 1	AWAY	0- 0	0- 0	2- 2				
0- 0	0- 0	0- 0	NEUTRAL	0- 0	0- 0	0- 0				

RPI 1-25				RPI 26-50				RPI 51-100				RPI 101+				Team's RPI: 266	
RPI	S	Opponent	Score	RPI	S	Opponent	Score	RPI	S	Opponent	Score	RPI	S	Opponent	Score		
				34	A	Green Bay	39 70	51	A	Indiana	49 100	124	N	Southern Miss.	58 53		
								61	A	Ohio	41 58	138	H	Wright St.	63 70		
												139	H	Stetson	45 54		
												159	A	Detroit	49 57		
												159	H	Detroit	53 55		
												164	A	Milwaukee	44 72		
												175	H	Oakland	47 61		
												177	H	ETSU	62 56		
												187	A	Indiana St.	38 58		
												193	H	Cleveland St.	54 58		
												215	H	Miami (OH)	50 60		
												241	N	Portland St.	54 77		
												247	H	Murray St.	69 72		
												257	A	Tennessee Tech	40 55		
												318	A	Ill.-Chicago	58 37		
												319	H	Youngstown St.	87 81		
												322	A	Valparaiso	70 55		
												323	N	Arkansas St.	83 78		
LAST 12 Division I GAMES:																	
				159	H	Detroit	53 55					319	H	Youngstown St.	87 81		
				175	H	Oakland	47 61					193	H	Cleveland St.	54 58		
				318	A	Ill.-Chicago	58 37					164	A	Milwaukee	44 72		
				322	A	Valparaiso	70 55					34	A	Green Bay	39 70		
				159	A	Detroit	49 57					124	N	Southern Miss.	58 53		
				138	H	Wright St.	63 70					323	N	Arkansas St.	83 78		

Non-Div I Games: Ind.-East 66 46

Northern Ky.

■ Loss,
 ■ Non-Conf,
 ■ S Site,
 ■ H Home
 ■ A Away
 N Neutral

Average RPI Win: 315		WON-LOST	WINNING	LAST 10	STRENGTH OF		OPP. STRENGTH	TEAM	ADJ.	CONF.	ADJ CONF.
Average RPI Loss: 173		RECORD	PCT. RANK	GAMES	SCHEDULE		OF SCHEDULE	RPI	RPI	RPI	RPI
DIV. I ONLY		9- 9	167	6- 4	341		312	267	267	32	32
DIV. I NON-CONF.		3- 7	250	0- 3	300		262	252	252	31	31
TOTALS		RPI 1-25	RPI 26-50		W-L RECORDS		RPI 51-100	RPI 101-150		RPI 150+	
9- 9		0- 0	0- 0		OVERALL		0- 0	0- 5		9- 4	
3- 3		0- 0	0- 0		HOME		0- 0	0- 2		3- 1	
6- 5		0- 0	0- 0		AWAY		0- 0	0- 2		6- 3	
0- 1		0- 0	0- 0		NEUTRAL		0- 0	0- 1		0- 0	
3- 7		0- 0	0- 0		NON-CONFERENCE		0- 0	0- 4		3- 3	
0- 1		0- 0	0- 0		HOME		0- 0	0- 1		0- 0	
3- 5		0- 0	0- 0		AWAY		0- 0	0- 2		3- 3	
0- 1		0- 0	0- 0		NEUTRAL		0- 0	0- 1		0- 0	
6- 2		0- 0	0- 0		CONFERENCE		0- 0	0- 1		6- 1	
3- 2		0- 0	0- 0		HOME		0- 0	0- 1		3- 1	
3- 0		0- 0	0- 0		AWAY		0- 0	0- 0		3- 0	
0- 0		0- 0	0- 0		NEUTRAL		0- 0	0- 0		0- 0	

RPI 1-25				RPI 26-50				RPI 51-100				RPI 101+				Team's RPI: 267	
RPI	S	Opponent	Score	RPI	S	Opponent	Score	RPI	S	Opponent	Score	RPI	S	Opponent	Score		
												126	A	Old Dominion	54	65	
												130	H	William & Mary	52	65	
												133	N	Hartford	51	61	
												141	H	Hampton	57	58	
												144	A	George Mason	33	60	
												155	A	Towson	58	61	
												217	A	UNCW	56	64	
												253	A	UNCG	52	59	
												258	H	Bethune-Cookman	58	68	
												273	H	N.C. A&T	69	53	
												290	H	Savannah St.	61	55	
												293	A	Coppin St.	49	45	
												308	A	High Point	63	60	
												309	A	Lehigh	81	57	
												334	A	Longwood	85	56	
												341	A	Delaware St.	82	74	
												342	H	N.C. Central	71	40	
												348	A	Morgan St.	56	47	
LAST 12 Division I GAMES:																	
				273	H	N.C. A&T	69 53	290	H	Savannah St.	61 55						
				258	H	Bethune-Cookman	58 68	348	A	Morgan St.	56 47						
				293	A	Coppin St.	49 45	155	A	Towson	58 61						
				141	H	Hampton	57 58	253	A	UNCG	52 59						
				341	A	Delaware St.	82 74	130	H	William & Mary	52 65						
				342	H	N.C. Central	71 40	334	A	Longwood	85 56						

Non-Div I Games:	Lincoln (PA)	62	28	Saint Augustine's	99	59
------------------	--------------	----	----	-------------------	----	----

Norfolk St.

Loss, Non-Conf, S Site, H Home A Away N Neutral

Average RPI Win: 271	WON-LOST	WINNING	LAST 10	STRENGTH OF	OPP. STRENGTH	TEAM	ADJ.	CONF.	ADJ CONF.
Average RPI Loss: 160	RECORD	PCT. RANK	GAMES	SCHEDULE	OF SCHEDULE	RPI	RPI	RPI	RPI
DIV. I ONLY	7- 14	261	4- 6	232	263	268	268	23	23
DIV. I NON-CONF.	3- 8	262	0- 2	201	264	252	252	25	25
TOTALS	RPI 1-25	RPI 26-50	W-L RECORDS	RPI 51-100	RPI 101-150	RPI 150+			
7- 14	0- 0	0- 1	OVERALL	0- 3	0- 2	7- 8			
5- 4	0- 0	0- 0	HOME	0- 1	0- 1	5- 2			
2- 10	0- 0	0- 1	AWAY	0- 2	0- 1	2- 6			
0- 0	0- 0	0- 0	NEUTRAL	0- 0	0- 0	0- 0			
3- 8	0- 0	0- 0	NON-CONFERENCE	0- 3	0- 1	3- 4			
2- 1	0- 0	0- 0	HOME	0- 1	0- 0	2- 0			
1- 7	0- 0	0- 0	AWAY	0- 2	0- 1	1- 4			
0- 0	0- 0	0- 0	NEUTRAL	0- 0	0- 0	0- 0			
4- 6	0- 0	0- 1	CONFERENCE	0- 0	0- 1	4- 4			
3- 3	0- 0	0- 0	HOME	0- 0	0- 1	3- 2			
1- 3	0- 0	0- 1	AWAY	0- 0	0- 0	1- 2			
0- 0	0- 0	0- 0	NEUTRAL	0- 0	0- 0	0- 0			

RPI 1-25			RPI 26-50			RPI 51-100			RPI 101+ Team's RPI: 268		
RPI	S	Opponent	Score	RPI	S	Opponent	Score	RPI	S	Opponent	Score
				47	A	Bucknell	56 79	81	A	Gonzaga	42 72
								85	H	Cornell	57 70
								94	A	Purdue	51 71
								106	H	Navy	67 80
								147	A	Columbia	67 75
								154	A	Providence	85 92
								155	H	Towson	76 71
								168	H	Army West Point	69 76
								182	A	American	57 68
								182	H	American	62 73
								188	A	Brown	67 62
								191	A	Siena	63 71
								221	A	St. Bonaventure	57 70
								245	A	Loyola Maryland	77 87
								270	H	Boston U.	96 87
								314	A	Holy Cross	62 54
								314	H	Holy Cross	70 52
								324	H	Lafayette	76 69
								332	H	LIU Brooklyn	76 61
								337	A	UMass Lowell	77 82
LAST 12 Division I GAMES:											
314	H	Holy Cross	70 52	106	H	Navy	67 80				
182	H	American	62 73	314	A	Holy Cross	62 54				
245	A	Loyola Maryland	77 87	182	A	American	57 68				
270	H	Boston U.	96 87	324	H	Lafayette	76 69				
47	A	Bucknell	56 79	81	A	Gonzaga	42 72				
168	H	Army West Point	69 76	337	A	UMass Lowell	77 82				

Non-Div I Games:

Colgate

■ Loss,
 ■ Non-Conf,
 ■ S Site,
 ■ H Home
 ■ A Away
 N Neutral

Average RPI Win:	282	WON-LOST	WINNING	LAST 10	STRENGTH OF	OPP. STRENGTH	TEAM	ADJ.	CONF.	ADJ CONF.
Average RPI Loss:	126	RECORD	PCT. RANK	GAMES	SCHEDULE	OF SCHEDULE	RPI	RPI	RPI	RPI
DIV. I ONLY	3- 18	329	2- 8	91	127	269	269	14	14	
DIV. I NON-CONF.	1- 9	323	0- 1	25	65	229	229	12	12	
TOTALS	RPI 1-25	RPI 26-50	W-L RECORDS	RPI 51-100	RPI 101-150	RPI 150+				
3- 18	0- 2	0- 1	OVERALL	0- 5	0- 4	3- 6				
2- 6	0- 1	0- 0	HOME	0- 2	0- 1	2- 2				
1- 11	0- 1	0- 1	AWAY	0- 2	0- 3	1- 4				
0- 1	0- 0	0- 0	NEUTRAL	0- 1	0- 0	0- 0				
1- 9	0- 2	0- 1	NON-CONFERENCE	0- 3	0- 1	1- 2				
1- 2	0- 1	0- 0	HOME	0- 1	0- 0	1- 0				
0- 6	0- 1	0- 1	AWAY	0- 1	0- 1	0- 2				
0- 1	0- 0	0- 0	NEUTRAL	0- 1	0- 0	0- 0				
2- 9	0- 0	0- 0	CONFERENCE	0- 2	0- 3	2- 4				
1- 4	0- 0	0- 0	HOME	0- 1	0- 1	1- 2				
1- 5	0- 0	0- 0	AWAY	0- 1	0- 2	1- 2				
0- 0	0- 0	0- 0	NEUTRAL	0- 0	0- 0	0- 0				

RPI 1-25				RPI 26-50				RPI 51-100				RPI 101+ Team's RPI: 269			
RPI	S	Opponent	Score	RPI	S	Opponent	Score	RPI	S	Opponent	Score	RPI	S	Opponent	Score
6	A	Oregon St.	45 62	38	A	Oregon	41 81	62	H	Montana St.	66 70	104	A	UC Davis	52 66
10	H	Washington	53 83					72	N	Southern California	54 67	127	A	St. Mary's (CA)	76 92
								75	A	Boise St.	60 74	146	A	Santa Clara	56 68
								81	A	Gonzaga	55 67	146	H	Santa Clara	44 56
								81	H	Gonzaga	50 85	161	H	San Francisco	56 75
												197	A	Loyola Marymount	54 69
												207	H	Pacific	74 84
												218	A	San Diego	40 57
												241	H	Portland St.	79 68
												243	A	Weber St.	37 76
												286	A	Nevada	59 72
												303	A	Pepperdine	71 61
												303	H	Pepperdine	75 55
LAST 12 Division I GAMES:															
146	A	Santa Clara	56 68	127	A	St. Mary's (CA)	76 92								
218	A	San Diego	40 57	81	A	Gonzaga	55 67								
303	H	Pepperdine	75 55	146	H	Santa Clara	44 56								
81	H	Gonzaga	50 85	303	A	Pepperdine	71 61								
161	H	San Francisco	56 75	207	H	Pacific	74 84								
197	A	Loyola Marymount	54 69	75	A	Boise St.	60 74								

Non-Div I Games: Alas. Anchorage 66 57

Portland

■ Loss,
 ■ Non-Conf, S Site,
 ■ Home
 ■ Away
 N Neutral

Average RPI Win:	302	WON-LOST	WINNING	LAST 10	STRENGTH OF	OPP. STRENGTH	TEAM	ADJ.	CONF.	ADJ CONF.
Average RPI Loss:	134	RECORD	PCT. RANK	GAMES	SCHEDULE	OF SCHEDULE	RPI	RPI	RPI	RPI
DIV. I ONLY	7- 14	261	5- 5	218	211	270	270	23	23	
DIV. I NON-CONF.	2- 9	293	1- 1	194	158	309	309	25	25	
TOTALS	RPI 1-25	RPI 26-50	W-L RECORDS	RPI 51-100	RPI 101-150	RPI 150+				
7- 14	0- 1	0- 2	OVERALL	0- 2	0- 2	7- 7				
5- 5	0- 1	0- 1	HOME	0- 1	0- 1	5- 1				
2- 8	0- 0	0- 1	AWAY	0- 0	0- 1	2- 6				
0- 1	0- 0	0- 0	NEUTRAL	0- 1	0- 0	0- 0				
2- 9	0- 1	0- 1	NON-CONFERENCE	0- 2	0- 0	2- 5				
2- 3	0- 1	0- 0	HOME	0- 1	0- 0	2- 1				
0- 5	0- 0	0- 1	AWAY	0- 0	0- 0	0- 4				
0- 1	0- 0	0- 0	NEUTRAL	0- 1	0- 0	0- 0				
5- 5	0- 0	0- 1	CONFERENCE	0- 0	0- 2	5- 2				
3- 2	0- 0	0- 1	HOME	0- 0	0- 1	3- 0				
2- 3	0- 0	0- 0	AWAY	0- 0	0- 1	2- 2				
0- 0	0- 0	0- 0	NEUTRAL	0- 0	0- 0	0- 0				

RPI 1-25				RPI 26-50				RPI 51-100				RPI 101+ Team's RPI: 270			
RPI	S	Opponent	Score	RPI	S	Opponent	Score	RPI	S	Opponent	Score	RPI	S	Opponent	Score
21	H	Harvard	52 65	26	A	Arizona St.	42 71	89	H	New Hampshire	51 59	106	A	Navy	41 55
				47	H	Bucknell	50 66	96	N	Long Beach St.	48 61	106	H	Navy	59 62
												160	A	Northeastern	59 78
												165	A	Boston College	49 67
												172	A	Albany (NY)	54 69
												182	A	American	62 73
												206	H	Dartmouth	49 61
												237	A	Marist	57 76
												245	H	Loyola Maryland	61 58
												268	A	Colgate	87 96
												274	H	Massachusetts	64 60
												309	A	Lehigh	69 64
												309	H	Lehigh	64 50
												314	A	Holy Cross	66 49
												324	H	Lafayette	68 50
												337	H	UMass Lowell	66 56
LAST 12 Division I GAMES:															
106	A	Navy	41 55	324	H	Lafayette	68 50								
309	H	Lehigh	64 50	106	H	Navy	59 62								
47	H	Bucknell	50 66	309	A	Lehigh	69 64								
268	A	Colgate	87 96	314	A	Holy Cross	66 49								
245	H	Loyola Maryland	61 58	274	H	Massachusetts	64 60								
182	A	American	62 73	237	A	Marist	57 76								

Non-Div I Games:

Boston U.

■ Loss,
 ■ Non-Conf, S Site,
 ■ Home
 ■ Away
 N Neutral

Average RPI Win:	290	WON-LOST	WINNING	LAST 10	STRENGTH OF	OPP. STRENGTH	TEAM	ADJ.	CONF.	ADJ CONF.
Average RPI Loss:	125	RECORD	PCT. RANK	GAMES	SCHEDULE	OF SCHEDULE	RPI	RPI	RPI	RPI
DIV. I ONLY	5- 15	293	3- 7	118	188	271	271	15	15	
DIV. I NON-CONF.	2- 9	293	1- 2	35	222	247	247	17	17	
TOTALS	RPI 1-25	RPI 26-50	W-L RECORDS	RPI 51-100	RPI 101-150	RPI 150+				
5- 15	0- 2	0- 1	OVERALL	0- 4	0- 3	5- 5				
4- 9	0- 1	0- 1	HOME	0- 1	0- 3	4- 3				
1- 6	0- 1	0- 0	AWAY	0- 3	0- 0	1- 2				
0- 0	0- 0	0- 0	NEUTRAL	0- 0	0- 0	0- 0				
2- 9	0- 2	0- 1	NON-CONFERENCE	0- 2	0- 2	2- 2				
2- 7	0- 1	0- 1	HOME	0- 1	0- 2	2- 2				
0- 2	0- 1	0- 0	AWAY	0- 1	0- 0	0- 0				
0- 0	0- 0	0- 0	NEUTRAL	0- 0	0- 0	0- 0				
3- 6	0- 0	0- 0	CONFERENCE	0- 2	0- 1	3- 3				
2- 2	0- 0	0- 0	HOME	0- 0	0- 1	2- 1				
1- 4	0- 0	0- 0	AWAY	0- 2	0- 0	1- 2				
0- 0	0- 0	0- 0	NEUTRAL	0- 0	0- 0	0- 0				

RPI 1-25			RPI 26-50			RPI 51-100			RPI 101+			Team's RPI: 271
RPI	S	Opponent	Score	RPI	S	Opponent	Score	RPI	S	Opponent	Score	Score
19	H	Miami (FL)	49 69	40	H	Georgetown	53 66	83	A	Middle Tenn.	43 95	126 H Old Dominion 64 86
22	A	South Fla.	41 91					88	A	FGCU	42 89	136 H UCF 52 69
								90	A	Western Ky.	38 90	144 H George Mason 51 67
								97	H	Jacksonville	56 71	157 H UTSA 61 70
												190 A UAB 68 82
												213 H Texas Southern 62 70
												230 H Robert Morris 59 57
												234 A Marshall 52 70
												243 H Weber St. 61 64
												274 H Massachusetts 58 57
												292 H UTEP 88 87
												328 A Fla. Atlantic 65 60
												328 H Fla. Atlantic 74 65
LAST 12 Division I GAMES:												
126	H	Old Dominion	64 86	328	H	Fla. Atlantic	74 65					
328	A	Fla. Atlantic	65 60	90	A	Western Ky.	38 90					
190	A	UAB	68 82	234	A	Marshall	52 70					
83	A	Middle Tenn.	43 95	144	H	George Mason	51 67					
157	H	UTSA	61 70	274	H	Massachusetts	58 57					
292	H	UTEP	88 87	213	H	Texas Southern	62 70					

Non-Div I Games:

FIU

■ Loss,
■ Non-Conf,
■ S Site,
■ H Home
■ A Away
N Neutral

Average RPI Win:	230	WON-LOST	WINNING	LAST 10	STRENGTH OF	OPP. STRENGTH	TEAM	ADJ.	CONF.	ADJ CONF.
Average RPI Loss:	175	RECORD	PCT. RANK	GAMES	SCHEDULE	OF SCHEDULE	RPI	RPI	RPI	RPI
DIV. I ONLY	7- 13	252	4- 6	269	205	272	272	22	22	
DIV. I NON-CONF.	3- 7	250	0- 2	172	167	244	244	19	19	
TOTALS	RPI 1-25	RPI 26-50	W-L RECORDS	RPI 51-100	RPI 101-150	RPI 150+				
7- 13	0- 1	0- 0	OVERALL	1- 3	0- 1	6- 8				
2- 7	0- 1	0- 0	HOME	0- 1	0- 0	2- 5				
4- 4	0- 0	0- 0	AWAY	1- 1	0- 1	3- 2				
1- 2	0- 0	0- 0	NEUTRAL	0- 1	0- 0	1- 1				
3- 7	0- 1	0- 0	NON-CONFERENCE	0- 2	0- 1	3- 3				
1- 3	0- 1	0- 0	HOME	0- 0	0- 0	1- 2				
1- 2	0- 0	0- 0	AWAY	0- 1	0- 1	1- 0				
1- 2	0- 0	0- 0	NEUTRAL	0- 1	0- 0	1- 1				
4- 6	0- 0	0- 0	CONFERENCE	1- 1	0- 0	3- 5				
1- 4	0- 0	0- 0	HOME	0- 1	0- 0	1- 3				
3- 2	0- 0	0- 0	AWAY	1- 0	0- 0	2- 2				
0- 0	0- 0	0- 0	NEUTRAL	0- 0	0- 0	0- 0				

RPI 1-25				RPI 26-50				RPI 51-100				RPI 101+ Team's RPI: 272			
RPI	S	Opponent	Score	RPI	S	Opponent	Score	RPI	S	Opponent	Score	RPI	S	Opponent	Score
25	H	Elon	67 84					57	A	Georgia Tech	42 73	119	A	Alabama	57 80
								98	N	Penn St.	42 69	182	N	American	59 58
								100	A	Troy	68 65	185	H	Appalachian St.	63 67
								100	H	Troy	69 87	189	H	Akron	66 78
												194	A	Morehead St.	68 50
												204	A	Louisiana	65 72
												217	H	UNCW	66 72
												246	A	South Ala.	55 45
												246	H	South Ala.	47 77
												249	H	Coastal Caro.	67 73
												255	A	Ga. Southern	58 54
												259	N	Eastern Mich.	59 69
												299	H	Kennesaw St.	62 59
												331	A	La.-Monroe	63 72
												331	H	La.-Monroe	87 35
LAST 12 Division I GAMES:															
331	H	La.-Monroe	87 35	204	A	Louisiana	65 72								
100	A	Troy	68 65	246	H	South Ala.	47 77								
246	A	South Ala.	55 45	100	H	Troy	69 87								
249	H	Coastal Caro.	67 73	255	A	Ga. Southern	58 54								
185	H	Appalachian St.	63 67	25	H	Elon	67 84								
331	A	La.-Monroe	63 72	189	H	Akron	66 78								

Non-Div I Games: Allen 96 58

Georgia St.

■ Loss,
 ■ Non-Conf,
 ■ S Site,
 ■ H Home
 ■ A Away
 N Neutral

Average RPI Win:	277	WON-LOST	WINNING	LAST 10	STRENGTH OF	OPP. STRENGTH	TEAM	ADJ.	CONF.	ADJ CONF.
Average RPI Loss:	152	RECORD	PCT. RANK	GAMES	SCHEDULE	OF SCHEDULE	RPI	RPI	RPI	RPI
DIV. I ONLY	7- 13	252	5- 4	260	258	273	273	32	32	
DIV. I NON-CONF.	2- 9	293	1- 1	68	71	248	248	31	31	
TOTALS	RPI 1-25	RPI 26-50	W-L RECORDS	RPI 51-100	RPI 101-150	RPI 150+				
7- 13	0- 2	0- 1	OVERALL	1- 2	0- 2	6- 6				
4- 3	0- 2	0- 0	HOME	1- 0	0- 0	3- 1				
3- 6	0- 0	0- 0	AWAY	0- 1	0- 1	3- 4				
0- 4	0- 0	0- 1	NEUTRAL	0- 1	0- 1	0- 1				
2- 9	0- 2	0- 1	NON-CONFERENCE	1- 2	0- 1	1- 3				
2- 2	0- 2	0- 0	HOME	1- 0	0- 0	1- 0				
0- 3	0- 0	0- 0	AWAY	0- 1	0- 0	0- 2				
0- 4	0- 0	0- 1	NEUTRAL	0- 1	0- 1	0- 1				
5- 4	0- 0	0- 0	CONFERENCE	0- 0	0- 1	5- 3				
2- 1	0- 0	0- 0	HOME	0- 0	0- 0	2- 1				
3- 3	0- 0	0- 0	AWAY	0- 0	0- 1	3- 2				
0- 0	0- 0	0- 0	NEUTRAL	0- 0	0- 0	0- 0				

RPI 1-25				RPI 26-50				RPI 51-100				RPI 101+ Team's RPI: 273			
RPI	S	Opponent	Score	RPI	S	Opponent	Score	RPI	S	Opponent	Score	RPI	S	Opponent	Score
9	H	UCLA	42 83	49	N	West Virginia	64 80	61	H	Ohio	63 57	128	N	Ball St.	57 76
24	H	Auburn	36 68					66	N	Florida	38 67	141	A	Hampton	57 64
								88	A	FGCU	41 67	185	A	Appalachian St.	58 71
												229	H	UMES	57 60
												237	N	Marist	64 69
												239	H	Howard	63 55
												255	A	Ga. Southern	50 65
												265	H	UT Martin	74 59
												267	A	Norfolk St.	53 69
												293	A	Coppin St.	57 65
												341	A	Delaware St.	68 60
												341	H	Delaware St.	83 44
												342	A	N.C. Central	62 38
												348	A	Morgan St.	67 62
LAST 12 Division I GAMES:															
341	A	Delaware St.	68 60	229	H	UMES	57 60								
267	A	Norfolk St.	53 69	341	H	Delaware St.	83 44								
342	A	N.C. Central	62 38	141	A	Hampton	57 64								
239	H	Howard	63 55	61	H	Ohio	63 57								
348	A	Morgan St.	67 62	9	H	UCLA	42 83								
293	A	Coppin St.	57 65	88	A	FGCU	41 67								

Non-Div I Games: Francis Marion 72 65 Slippery Rock 70 59

N.C. A&T

Loss, Non-Conf, S Site, H Home A Away N Neutral

Massachusetts

Through Games Of Feb. 2, 2017

Average RPI Win:	277	WON-LOST	WINNING	LAST 10	STRENGTH OF	OPP. STRENGTH	TEAM	ADJ.	CONF.	ADJ CONF.
Average RPI Loss:	139	RECORD	PCT. RANK	GAMES	SCHEDULE	OF SCHEDULE	RPI	RPI	RPI	RPI
DIV. I ONLY	8- 15	258	1- 4	251	154	274	274	12	12	
DIV. I NON-CONF.	5- 7	205	1- 0	308	238	269	269	13	13	
TOTALS	RPI 1-25	RPI 26-50	W-L RECORDS	RPI 51-100	RPI 101-150	RPI 150+				
8- 15	0- 0	0- 0	OVERALL	0- 5	1- 5	7- 5				
6- 4	0- 0	0- 0	HOME	0- 1	1- 2	5- 1				
1- 10	0- 0	0- 0	AWAY	0- 0	0- 1	1- 2				
1- 1	0- 0	0- 0	NEUTRAL	0- 1	0- 0	1- 0				
5- 7	0- 0	0- 0	NON-CONFERENCE	0- 3	0- 1	5- 3				
4- 0	0- 0	0- 0	HOME	0- 0	0- 0	4- 0				
0- 6	0- 0	0- 0	AWAY	0- 2	0- 1	0- 3				
1- 1	0- 0	0- 0	NEUTRAL	0- 1	0- 0	1- 0				
3- 8	0- 0	0- 0	CONFERENCE	0- 2	1- 4	2- 2				
2- 4	0- 0	0- 0	HOME	0- 1	1- 2	1- 1				
1- 4	0- 0	0- 0	AWAY	0- 1	0- 2	1- 1				
0- 0	0- 0	0- 0	NEUTRAL	0- 0	0- 0	0- 0				

RPI 1-25			RPI 26-50			RPI 51-100			RPI 101+			Team's RPI: 274
RPI	S	Opponent	Score	RPI	S	Opponent	Score	RPI	S	Opponent	Score	
						56 A Iowa	30 71	111 H Saint Louis		60 81		
						69 H George Washington	54 60	116 H Duquesne		75 67		
						70 N Drexel	47 65	120 A VCU		52 55		
						71 A Buffalo	47 61	133 A Hartford		56 75		
						74 A Dayton	65 77	137 A Saint Joseph's		50 81		
								144 H George Mason		55 66		
								158 A La Salle		64 68		
								180 A Hofstra		55 71		
								221 H St. Bonaventure		38 55		
								270 A Boston U.		60 64		
								271 A FIU		57 58		
								276 H North Dakota St.		70 58		
								291 A Davidson		61 60		
								294 H Rhode Island		68 67		
								295 H Bryant		68 62		
								300 H Central Conn. St.		76 37		
								314 H Holy Cross		69 66		
								333 N Montana		59 58		
LAST 12 Division I GAMES:												
						333 N Montana	59 58	116 H Duquesne		75 67		
						111 H Saint Louis	60 81	291 A Davidson		61 60		
						120 A VCU	52 55	137 A Saint Joseph's		50 81		
						158 A La Salle	64 68	294 H Rhode Island		68 67		
						69 H George Washington	54 60	74 A Dayton		65 77		
						221 H St. Bonaventure	38 55	70 N Drexel		47 65		

Non-Div I Games: Merrimack 73 44

Massachusetts

Loss, Non-Conf, S Site, H Home A Away N Neutral

Average RPI Win: 286	WON-LOST	WINNING	LAST 10	STRENGTH OF	OPP. STRENGTH	TEAM	ADJ.	CONF.	ADJ CONF.
Average RPI Loss: 163	RECORD	PCT. RANK	GAMES	SCHEDULE	OF SCHEDULE	RPI	RPI	RPI	RPI
DIV. I ONLY	6- 13	270	6- 4	200	291	275	275	28	28
DIV. I NON-CONF.	0- 10	335	0- 3	105	208	318	318	28	28
TOTALS	RPI 1-25	RPI 26-50	W-L RECORDS	RPI 51-100	RPI 101-150	RPI 150+			
6- 13	0- 1	0- 1	OVERALL	0- 1	0- 3	6- 7			
4- 3	0- 1	0- 1	HOME	0- 0	0- 0	4- 1			
2- 6	0- 0	0- 0	AWAY	0- 0	0- 2	2- 4			
0- 4	0- 0	0- 0	NEUTRAL	0- 1	0- 1	0- 2			
0- 10	0- 1	0- 1	NON-CONFERENCE	0- 1	0- 2	0- 5			
0- 3	0- 1	0- 1	HOME	0- 0	0- 0	0- 1			
0- 3	0- 0	0- 0	AWAY	0- 0	0- 1	0- 2			
0- 4	0- 0	0- 0	NEUTRAL	0- 1	0- 1	0- 2			
6- 3	0- 0	0- 0	CONFERENCE	0- 0	0- 1	6- 2			
4- 0	0- 0	0- 0	HOME	0- 0	0- 0	4- 0			
2- 3	0- 0	0- 0	AWAY	0- 0	0- 1	2- 2			
0- 0	0- 0	0- 0	NEUTRAL	0- 0	0- 0	0- 0			

RPI 1-25				RPI 26-50				RPI 51-100				RPI 101+ Team's RPI: 275			
RPI	S	Opponent	Score	RPI	S	Opponent	Score	RPI	S	Opponent	Score	RPI	S	Opponent	Score
12	H	Duke	38 98	44	H	James Madison	48 62	74	N	Dayton	53 82	106	A	Navy	66 67
												113	N	Central Ark.	41 61
												123	A	Radford	68 76
												157	A	UTSA	64 80
												185	H	Appalachian St.	57 66
												212	A	UNC Asheville	54 64
												226	A	Campbell	58 52
												240	H	Presbyterian	68 60
												244	N	Richmond	54 63
												250	N	UMBC	51 62
												281	A	Gardner-Webb	82 84
												284	A	Charleston So.	81 72
												308	H	High Point	81 74
												322	A	Valparaiso	68 70
												326	H	Winthrop	80 51
												334	H	Longwood	92 47
LAST 12 Division I GAMES:															
226	A	Campbell	58 52	240	H	Presbyterian	68 60								
326	H	Winthrop	80 51	308	H	High Point	81 74								
123	A	Radford	68 76	284	A	Charleston So.	81 72								
212	A	UNC Asheville	54 64	250	N	UMBC	51 62								
334	H	Longwood	92 47	74	N	Dayton	53 82								
281	A	Gardner-Webb	82 84	157	A	UTSA	64 80								

Non-Div I Games: West Liberty 64 38

Liberty

■ Loss,
 ■ Non-Conf, S Site,
 ■ Home
 ■ Away
 N Neutral

Average RPI Win: 227	WON-LOST	WINNING	LAST 10	STRENGTH OF	OPP. STRENGTH	TEAM	ADJ.	CONF.	ADJ CONF.
Average RPI Loss: 145	RECORD	PCT. RANK	GAMES	SCHEDULE	OF SCHEDULE	RPI	RPI	RPI	RPI
DIV. I ONLY	3- 18	329	3- 7	78	256	276	276	11	11
DIV. I NON-CONF.	0- 11	335	0- 2	135	333	333	333	9	9
TOTALS	RPI 1-25	RPI 26-50	W-L RECORDS	RPI 51-100	RPI 101-150	RPI 150+			
3- 18	0- 0	0- 2	OVERALL	1- 5	0- 1	2- 10			
2- 6	0- 0	0- 1	HOME	1- 1	0- 1	1- 3			
1- 10	0- 0	0- 1	AWAY	0- 3	0- 0	1- 6			
0- 2	0- 0	0- 0	NEUTRAL	0- 1	0- 0	0- 1			
0- 11	0- 0	0- 0	NON-CONFERENCE	0- 2	0- 0	0- 9			
0- 3	0- 0	0- 0	HOME	0- 1	0- 0	0- 2			
0- 6	0- 0	0- 0	AWAY	0- 0	0- 0	0- 6			
0- 2	0- 0	0- 0	NEUTRAL	0- 1	0- 0	0- 1			
3- 7	0- 0	0- 2	CONFERENCE	1- 3	0- 1	2- 1			
2- 3	0- 0	0- 1	HOME	1- 0	0- 1	1- 1			
1- 4	0- 0	0- 1	AWAY	0- 3	0- 0	1- 0			
0- 0	0- 0	0- 0	NEUTRAL	0- 0	0- 0	0- 0			

RPI 1-25				RPI 26-50				RPI 51-100				RPI 101+				Team's RPI: 276	
RPI	S	Opponent	Score	RPI	S	Opponent	Score	RPI	S	Opponent	Score	RPI	S	Opponent	Score		
				41	A	South Dakota St.	44 70	67	A	South Dakota	48 80	145	H	Oral Roberts	50 70		
				41	H	South Dakota St.	66 69	67	H	South Dakota	83 73	153	H	North Dakota	55 76		
								68	A	IUPUI	58 71	154	A	Providence	63 86		
								79	H	Colorado	59 76	162	H	Omaha	60 80		
								80	N	Central Mich.	55 77	164	A	Milwaukee	74 79		
								93	A	Western Ill.	81 110	167	H	Western Mich.	63 68		
												175	A	Oakland	66 95		
												236	N	UC Santa Barbara	59 66		
												252	A	Cal Poly	46 73		
												260	A	UTRGV	67 81		
												274	A	Massachusetts	58 70		
												296	A	Denver	86 80		
												317	H	Fort Wayne	68 56		
LAST 12 Division I GAMES:																	
				41	A	South Dakota St.	44 70	317	H	Fort Wayne	68 56						
				145	H	Oral Roberts	50 70	67	H	South Dakota	83 73						
				67	A	South Dakota	48 80	296	A	Denver	86 80						
				68	A	IUPUI	58 71	41	H	South Dakota St.	66 69						
				162	H	Omaha	60 80	236	N	UC Santa Barbara	59 66						
				93	A	Western Ill.	81 110	260	A	UTRGV	67 81						

Non-Div I Games: Mayville St. 93 44 Dickinson St. 70 63

North Dakota St.

■ Loss,
 ■ Non-Conf, S Site,
 ■ Home
 ■ Away
 N Neutral

Average RPI Win:	306	WON-LOST	WINNING	LAST 10	STRENGTH OF	OPP. STRENGTH	TEAM	ADJ.	CONF.	ADJ CONF.
Average RPI Loss:	171	RECORD	PCT. RANK	GAMES	SCHEDULE	OF SCHEDULE	RPI	RPI	RPI	RPI
DIV. I ONLY	6- 12	261	5- 5	281	306	277	277	30	30	
DIV. I NON-CONF.	1- 8	314	0- 3	106	165	255	255	30	30	
TOTALS	RPI 1-25	RPI 26-50	W-L RECORDS	RPI 51-100	RPI 101-150	RPI 150+				
6- 12	0- 1	0- 0	OVERALL	0- 1	0- 3	6- 7				
3- 3	0- 0	0- 0	HOME	0- 1	0- 0	3- 2				
3- 9	0- 0	0- 0	AWAY	0- 0	0- 1	3- 1				
0- 0	0- 0	0- 0	NEUTRAL	0- 0	0- 0	0- 0				
1- 8	0- 1	0- 0	NON-CONFERENCE	0- 1	0- 3	1- 3				
0- 2	0- 0	0- 0	HOME	0- 1	0- 0	0- 1				
1- 6	0- 1	0- 0	AWAY	0- 0	0- 3	1- 2				
0- 0	0- 0	0- 0	NEUTRAL	0- 0	0- 0	0- 0				
5- 4	0- 0	0- 0	CONFERENCE	0- 0	0- 0	5- 4				
3- 1	0- 0	0- 0	HOME	0- 0	0- 0	3- 1				
2- 3	0- 0	0- 0	AWAY	0- 0	0- 0	2- 3				
0- 0	0- 0	0- 0	NEUTRAL	0- 0	0- 0	0- 0				

RPI	S	Opponent	Score	RPI	S	Opponent	Score	RPI	S	Opponent	Score	RPI	S	Opponent	Score	Team's RPI: 277
5	A	Baylor	36 101					79	H	Colorado	64 76	103	A	Ole Miss	30 67	
												119	A	Alabama	44 93	
												124	A	Southern Miss.	55 83	
												190	A	UAB	46 80	
												199	H	Alabama St.	73 79	
												205	A	Wisconsin	61 103	
												213	H	Texas Southern	75 74	
												219	A	Southern U.	44 51	
												247	H	Murray St.	62 80	
												264	A	Grambling	67 88	
												289	H	Prairie View	64 55	
												298	A	Alcorn	49 69	
												315	A	Ark.-Pine Bluff	73 63	
												320	A	Northwestern St.	68 64	
												347	A	Jackson St.	62 57	
												349	H	Alabama A&M	60 58	
LAST 12 Division I GAMES:																
264	A	Grambling	67 88	199	H	Alabama St.	73 79									
347	A	Jackson St.	62 57	349	H	Alabama A&M	60 58									
213	H	Texas Southern	75 74	315	A	Ark.-Pine Bluff	73 63									
289	H	Prairie View	64 55	103	A	Ole Miss	30 67									
219	A	Southern U.	44 51	247	H	Murray St.	62 80									
298	A	Alcorn	49 69	79	H	Colorado	64 76									

Non-Div I Games: Tougaloo 99 55 Blue Mountain 66 40

Mississippi Val.

Loss, Non-Conf, S Site, H Home A Away N Neutral

Average RPI Win:	266	WON-LOST	WINNING	LAST 10	STRENGTH OF	OPP. STRENGTH	TEAM	ADJ.	CONF.	ADJ CONF.
Average RPI Loss:	161	RECORD	PCT. RANK	GAMES	SCHEDULE	OF SCHEDULE	RPI	RPI	RPI	RPI
DIV. I ONLY	7- 12	240	4- 6	257	241	278	278	16	16	
DIV. I NON-CONF.	4- 6	209	2- 1	265	307	264	264	14	14	
TOTALS	RPI 1-25	RPI 26-50	W-L RECORDS	RPI 51-100	RPI 101-150	RPI 150+				
7- 12	0- 1	0- 2	OVERALL	0- 1	0- 1	7- 7				
5- 5	0- 0	0- 0	HOME	0- 0	0- 0	5- 5				
2- 7	0- 0	0- 1	AWAY	0- 0	0- 0	2- 1				
0- 0	0- 0	0- 0	NEUTRAL	0- 0	0- 0	0- 0				
4- 6	0- 1	0- 1	NON-CONFERENCE	0- 0	0- 1	4- 3				
2- 3	0- 0	0- 0	HOME	0- 0	0- 0	2- 3				
2- 3	0- 1	0- 1	AWAY	0- 0	0- 1	2- 0				
0- 0	0- 0	0- 0	NEUTRAL	0- 0	0- 0	0- 0				
3- 6	0- 0	0- 1	CONFERENCE	0- 1	0- 0	3- 4				
3- 2	0- 0	0- 0	HOME	0- 0	0- 0	3- 2				
0- 4	0- 0	0- 1	AWAY	0- 1	0- 0	0- 2				
0- 0	0- 0	0- 0	NEUTRAL	0- 0	0- 0	0- 0				

RPI 1-25				RPI 26-50				RPI 51-100				RPI 101+ Team's RPI: 278			
RPI	S	Opponent	Score	RPI	S	Opponent	Score	RPI	S	Opponent	Score	RPI	S	Opponent	Score
14	A	Louisville	47 89	33	A	Drake	65 82	54	A	UNI	40 54	128	A	Ball St.	49 84
				42	A	Northwestern	66 88					163	H	Missouri St.	41 77
												171	H	Wichita St.	67 74
												187	H	Indiana St.	57 41
												193	H	Cleveland St.	62 66
												200	H	Southern Ill.	63 60
												227	A	Bradley	52 56
												247	A	Murray St.	82 77
												254	H	Austin Peay	68 54
												285	H	Southeast Mo. St.	74 76
												302	H	Loyola Chicago	67 36
												305	H	Eastern Ill.	63 73
												313	A	Illinois St.	58 71
												322	A	Valparaiso	70 65
												349	H	Alabama A&M	63 54
LAST 12 Division I GAMES:															
227	A	Bradley	52 56	33	A	Drake	65 82								
313	A	Illinois St.	58 71	302	H	Loyola Chicago	67 36								
200	H	Southern Ill.	63 60	187	H	Indiana St.	57 41								
171	H	Wichita St.	67 74	349	H	Alabama A&M	63 54								
163	H	Missouri St.	41 77	14	A	Louisville	47 89								
54	A	UNI	40 54	254	H	Austin Peay	68 54								

Non-Div I Games: Oakland City 108 68

Evansville

■ Loss,
 ■ Non-Conf, S Site,
 ■ Home
 ■ Away
 N Neutral

Average RPI Win: 332	WON-LOST	WINNING	LAST 10	STRENGTH OF	OPP. STRENGTH	TEAM	ADJ.	CONF.	ADJ CONF.
Average RPI Loss: 131	RECORD	PCT. RANK	GAMES	SCHEDULE	OF SCHEDULE	RPI	RPI	RPI	RPI
DIV. I ONLY	6- 11	249	5- 5	249	269	279	279	27	27
DIV. I NON-CONF.	1- 6	310	0- 2	205	110	295	295	27	27
<hr/>									
TOTALS	RPI 1-25	RPI 26-50	W-L RECORDS	RPI 51-100	RPI 101-150	RPI 150+			
6- 11	0- 0	0- 1	OVERALL	0- 0	0- 7	6- 3			
3- 5	0- 0	0- 0	HOME	0- 0	0- 2	3- 3			
3- 4	0- 0	0- 1	AWAY	0- 0	0- 3	3- 0			
0- 2	0- 0	0- 0	NEUTRAL	0- 0	0- 2	0- 0			
1- 6	0- 0	0- 1	NON-CONFERENCE	0- 0	0- 3	1- 2			
0- 2	0- 0	0- 0	HOME	0- 0	0- 0	0- 2			
1- 2	0- 0	0- 1	AWAY	0- 0	0- 1	1- 0			
0- 2	0- 0	0- 0	NEUTRAL	0- 0	0- 2	0- 0			
5- 5	0- 0	0- 0	CONFERENCE	0- 0	0- 4	5- 1			
3- 3	0- 0	0- 0	HOME	0- 0	0- 2	3- 1			
2- 2	0- 0	0- 0	AWAY	0- 0	0- 2	2- 0			
0- 0	0- 0	0- 0	NEUTRAL	0- 0	0- 0	0- 0			

RPI 1-25			RPI 26-50			RPI 51-100			RPI 101+ Team's RPI: 279		
RPI	S	Opponent	Score	RPI	S	Opponent	Score	RPI	S	Opponent	Score
				35	A	Tulane	65 82				
								101	H	SFA	65 96
								113	A	Central Ark.	52 67
								113	H	Central Ark.	49 72
								114	A	Abilene Christian	65 77
								119	N	Alabama	63 84
								131	N	Pittsburgh	65 71
								142	A	TCU	70 74
								173	H	Louisiana Tech	56 66
								195	H	New Orleans	59 71
								204	H	Louisiana	70 77
								320	A	Northwestern St.	68 63
								320	H	Northwestern St.	68 52
								331	A	La.-Monroe	78 52
								336	A	Southeastern La.	86 83
								339	H	Houston Baptist	68 53
								343	H	Sam Houston St.	79 56
<hr/>											
LAST 12 Division I GAMES:											
113	H	Central Ark.	49 72	339	H	Houston Baptist	68 53				
114	A	Abilene Christian	65 77	343	H	Sam Houston St.	79 56				
195	H	New Orleans	59 71	101	H	SFA	65 96				
320	H	Northwestern St.	68 52	320	A	Northwestern St.	68 63				
113	A	Central Ark.	52 67	131	N	Pittsburgh	65 71				
336	A	Southeastern La.	86 83	119	N	Alabama	63 84				

Non-Div I Games: LSU-Alexandria 100 66 Louisiana Col. 88 47 Southern-N.O. 94 65 Wiley 72 56
McNeese

Average RPI Win: 255	WON-LOST	WINNING	LAST 10	STRENGTH OF	OPP. STRENGTH	TEAM	ADJ.	CONF.	ADJ CONF.
Average RPI Loss: 168	RECORD	PCT. RANK	GAMES	SCHEDULE	OF SCHEDULE	RPI	RPI	RPI	RPI
DIV. I ONLY	6- 15	280	3- 7	171	287	280	280	20	20
DIV. I NON-CONF.	3- 9	275	0- 3	158	339	297	297	21	21
TOTALS	RPI 1-25	RPI 26-50	W-L RECORDS	RPI 51-100	RPI 101-150	RPI 150+			
6- 15	0- 0	0- 2	OVERALL	0- 1	1- 3	5- 9			
5- 5	0- 0	0- 0	HOME	0- 1	1- 0	4- 4			
1- 10	0- 0	0- 2	AWAY	0- 0	0- 3	1- 5			
0- 0	0- 0	0- 0	NEUTRAL	0- 0	0- 0	0- 0			
3- 9	0- 0	0- 2	NON-CONFERENCE	0- 0	0- 1	3- 6			
3- 3	0- 0	0- 0	HOME	0- 0	0- 0	3- 3			
0- 6	0- 0	0- 2	AWAY	0- 0	0- 1	0- 3			
0- 0	0- 0	0- 0	NEUTRAL	0- 0	0- 0	0- 0			
3- 6	0- 0	0- 0	CONFERENCE	0- 1	1- 2	2- 3			
2- 2	0- 0	0- 0	HOME	0- 1	1- 0	1- 1			
1- 4	0- 0	0- 0	AWAY	0- 0	0- 2	1- 2			
0- 0	0- 0	0- 0	NEUTRAL	0- 0	0- 0	0- 0			

RPI S	Opponent	Score	RPI S	Opponent	Score	RPI S	Opponent	Score	RPI S	Opponent	Score	Team's RPI: 280
30	A Temple	39 53	31	A Michigan	56 78	89	H New Hampshire	49 57	118	A Maine	43 59	
									118	H Maine	55 52	
									133	A Hartford	55 68	
									134	A Yale	48 77	
									164	H Milwaukee	44 68	
									172	A Albany (NY)	53 64	
									175	A Oakland	55 79	
									188	H Brown	50 62	
									196	H Binghamton	55 64	
									206	H Dartmouth	59 54	
									239	A Howard	57 64	
									242	H Stony Brook	53 43	
									250	A UMBC	66 69	
									295	H Bryant	57 63	
									300	A Central Conn. St.	76 78	
									312	H NJIT	64 42	
									314	H Holy Cross	63 52	
									337	A UMass Lowell	61 46	
LAST 12 Division I GAMES:												
118	A Maine	43 59	196	H Binghamton	55 64							
242	H Stony Brook	53 43	133	A Hartford	55 68							
172	A Albany (NY)	53 64	118	H Maine	55 52							
337	A UMass Lowell	61 46	239	A Howard	57 64							
89	H New Hampshire	49 57	175	A Oakland	55 79							
250	A UMBC	66 69	31	A Michigan	56 78							

Non-Div I Games:

Vermont

Average RPI Win:	292	WON-LOST	WINNING	LAST 10	STRENGTH OF	OPP. STRENGTH	TEAM	ADJ.	CONF.	ADJ CONF.
Average RPI Loss:	201	RECORD	PCT. RANK	GAMES	SCHEDULE	OF SCHEDULE	RPI	RPI	RPI	RPI
DIV. I ONLY	6- 11	249	4- 5	311	310	281	281	28	28	
DIV. I NON-CONF.	2- 6	275	1- 1	273	252	265	265	28	28	
TOTALS	RPI 1-25	RPI 26-50	W-L RECORDS	RPI 51-100	RPI 101-150	RPI 150+				
6- 11	0- 0	0- 1	OVERALL	0- 0	0- 2	6- 8				
2- 2	0- 0	0- 0	HOME	0- 0	0- 0	2- 2				
4- 7	0- 0	0- 1	AWAY	0- 0	0- 1	4- 3				
0- 2	0- 0	0- 0	NEUTRAL	0- 0	0- 0	0- 2				
2- 6	0- 0	0- 1	NON-CONFERENCE	0- 0	0- 1	2- 4				
0- 0	0- 0	0- 0	HOME	0- 0	0- 0	0- 0				
2- 4	0- 0	0- 1	AWAY	0- 0	0- 1	2- 2				
0- 2	0- 0	0- 0	NEUTRAL	0- 0	0- 0	0- 2				
4- 5	0- 0	0- 0	CONFERENCE	0- 0	0- 1	4- 4				
2- 2	0- 0	0- 0	HOME	0- 0	0- 0	2- 2				
2- 3	0- 0	0- 0	AWAY	0- 0	0- 1	2- 2				
0- 0	0- 0	0- 0	NEUTRAL	0- 0	0- 0	0- 0				

RPI 1-25			RPI 26-50			RPI 51-100			RPI 101+			Team's RPI: 281
RPI	S	Opponent	Score	RPI	S	Opponent	Score	RPI	S	Opponent	Score	
				43	A	Virginia Tech	42 76					
								123	A	Radford	57 67	
								136	A	UCF	52 66	
								185	N	Appalachian St.	67 72	
								190	N	UAB	49 59	
								212	H	UNC Asheville	55 52	
								226	H	Campbell	61 73	
								231	A	Wofford	66 75	
								240	H	Presbyterian	55 56	
								248	A	Furman	62 84	
								275	H	Liberty	84 82	
								284	A	Charleston So.	57 64	
								297	A	Western Caro.	68 60	
								308	A	High Point	69 71	
								310	A	USC Upstate	57 53	
								326	A	Winthrop	89 54	
								334	A	Longwood	77 43	
LAST 12 Division I GAMES:												
326	A	Winthrop	89 54	334	A	Longwood	77 43					
226	H	Campbell	61 73	240	H	Presbyterian	55 56					
284	A	Charleston So.	57 64	123	A	Radford	57 67					
308	A	High Point	69 71	248	A	Furman	62 84					
212	H	UNC Asheville	55 52	297	A	Western Caro.	68 60					
275	H	Liberty	84 82	136	A	UCF	52 66					

Non-Div I Games: Montreat 92 45 Southern Wesleyan 86 62 Converse 68 38

Gardner-Webb

Loss, Non-Conf, S Site, H Home A Away N Neutral

Average RPI Win:	264	WON-LOST	WINNING	LAST 10	STRENGTH OF	OPP. STRENGTH	TEAM	ADJ.	CONF.	ADJ CONF.
Average RPI Loss:	175	RECORD	PCT. RANK	GAMES	SCHEDULE	OF SCHEDULE	RPI	RPI	RPI	RPI
DIV. I ONLY	5- 15	293	2- 8	165	321	282	282	18	18	
DIV. I NON-CONF.	3- 7	250	0- 2	244	329	290	290	18	18	
TOTALS	RPI 1-25	RPI 26-50	W-L RECORDS	RPI 51-100	RPI 101-150	RPI 150+				
5- 15	0- 0	0- 1	OVERALL	0- 0	1- 4	4- 10				
3- 6	0- 0	0- 0	HOME	0- 0	1- 2	2- 4				
2- 9	0- 0	0- 1	AWAY	0- 0	0- 2	2- 6				
0- 0	0- 0	0- 0	NEUTRAL	0- 0	0- 0	0- 0				
3- 7	0- 0	0- 1	NON-CONFERENCE	0- 0	0- 1	3- 5				
2- 2	0- 0	0- 0	HOME	0- 0	0- 0	2- 2				
1- 5	0- 0	0- 1	AWAY	0- 0	0- 1	1- 3				
0- 0	0- 0	0- 0	NEUTRAL	0- 0	0- 0	0- 0				
2- 8	0- 0	0- 0	CONFERENCE	0- 0	1- 3	1- 5				
1- 4	0- 0	0- 0	HOME	0- 0	1- 2	0- 2				
1- 4	0- 0	0- 0	AWAY	0- 0	0- 1	1- 3				
0- 0	0- 0	0- 0	NEUTRAL	0- 0	0- 0	0- 0				

RPI 1-25			RPI 26-50			RPI 51-100			RPI 101+			Team's RPI: 282
RPI	S	Opponent	Score	RPI	S	Opponent	Score	RPI	S	Opponent	Score	
				48	A	Utah	65 78					
								102	A	Northern Colo.	64 75	
								102	H	Northern Colo.	66 69	
								132	A	Lamar University	60 75	
								143	H	Idaho	80 91	
								149	H	Eastern Wash.	56 47	
								153	A	North Dakota	69 88	
								153	H	North Dakota	78 80	
								179	H	New Mexico St.	68 79	
								201	H	Idaho St.	51 64	
								203	H	CSUN	79 83	
								214	A	Grand Canyon	65 76	
								236	A	UC Santa Barbara	51 60	
								241	A	Portland St.	55 56	
								252	A	Cal Poly	53 58	
								261	A	Sacramento St.	76 82	
								262	A	Southern Utah	77 68	
								292	A	UTEP	65 51	
								296	H	Denver	82 67	
								319	H	Youngstown St.	70 49	
LAST 12 Division I GAMES:												
201	H	Idaho St.	51 64	241	A	Portland St.	55 56					
153	A	North Dakota	69 88	102	H	Northern Colo.	66 69					
102	A	Northern Colo.	64 75	153	H	North Dakota	78 80					
143	H	Idaho	80 91	262	A	Southern Utah	77 68					
149	H	Eastern Wash.	56 47	48	A	Utah	65 78					
261	A	Sacramento St.	76 82	214	A	Grand Canyon	65 76					

Non-Div I Games: Antelope Valley 109 60

Northern Ariz.

■ Loss,
 ■ Non-Conf, S Site,
 ■ Home
 ■ Away
 N Neutral

Average RPI Win: 246		WON-LOST	WINNING	LAST 10	STRENGTH OF		OPP. STRENGTH	TEAM	ADJ.	CONF.	ADJ CONF.
Average RPI Loss: 184		RECORD	PCT. RANK	GAMES	SCHEDULE		OF SCHEDULE	RPI	RPI	RPI	RPI
DIV. I ONLY		4- 17	319	3- 7	124		324	283	283	24	24
DIV. I NON-CONF.		2- 12	310	2- 3	87		342	279	279	24	24
TOTALS		RPI 1-25	RPI 26-50	W-L RECORDS		RPI 51-100	RPI 101-150	RPI 150+			
4- 17	0- 0		0- 0	OVERALL		0- 4	1- 4	3- 9			
2- 7	0- 0		0- 0	HOME		0- 1	0- 2	2- 4			
2- 10	0- 0		0- 0	AWAY		0- 1	1- 0	1- 1			
0- 0	0- 0		0- 0	NEUTRAL		0- 0	0- 0	0- 0			
2- 12	0- 0		0- 0	NON-CONFERENCE		0- 2	1- 3	1- 7			
1- 4	0- 0		0- 0	HOME		0- 0	0- 1	1- 3			
1- 8	0- 0		0- 0	AWAY		0- 2	1- 2	0- 4			
0- 0	0- 0		0- 0	NEUTRAL		0- 0	0- 0	0- 0			
2- 5	0- 0		0- 0	CONFERENCE		0- 2	0- 1	2- 2			
1- 3	0- 0		0- 0	HOME		0- 1	0- 1	1- 1			
1- 2	0- 0		0- 0	AWAY		0- 1	0- 0	1- 1			
0- 0	0- 0		0- 0	NEUTRAL		0- 0	0- 0	0- 0			

RPI 1-25				RPI 26-50				RPI 51-100				RPI 101+				Team's RPI: 283	
RPI	S	Opponent	Score	RPI	S	Opponent	Score	RPI	S	Opponent	Score	RPI	S	Opponent	Score		
								78	A	Belmont	62	100	103	A	Ole Miss	49	76
								88	H	FGCU	63	90	111	H	Saint Louis	38	83
								90	A	Western Ky.	35	87	119	A	Alabama	35	82
								97	A	Jacksonville	60	84	128	A	Ball St.	78	74
													139	H	Stetson	66	91
													194	A	Morehead St.	53	73
													208	H	Princeton	43	71
													233	H	Tennessee St.	71	77
													245	A	Loyola Maryland	30	74
													247	A	Murray St.	59	79
													257	H	Tennessee Tech	71	69
													284	H	Charleston So.	52	67
													285	A	Southeast Mo. St.	63	79
													287	A	North Florida	60	58
													299	H	Kennesaw St.	55	70
													310	H	USC Upstate	84	77
													312	A	NJIT	68	76
LAST 12 Division I GAMES:																	
				310	H	USC Upstate	84	77	299	H	Kennesaw St.	55	70				
				312	A	NJIT	68	76	208	H	Princeton	43	71				
				97	A	Jacksonville	60	84	111	H	Saint Louis	38	83				
				287	A	North Florida	60	58	257	H	Tennessee Tech	71	69				
				139	H	Stetson	66	91	128	A	Ball St.	78	74				
				88	H	FGCU	63	90	90	A	Western Ky.	35	87				

Non-Div I Games:	Anderson (SC)	66	59
------------------	---------------	----	----

Lipscomb

Loss, Non-Conf, S Site, H Home A Away N Neutral

Average RPI Win:	281	WON-LOST	WINNING	LAST 10	STRENGTH OF	OPP. STRENGTH	TEAM	ADJ.	CONF.	ADJ CONF.
Average RPI Loss:	200	RECORD	PCT. RANK	GAMES	SCHEDULE	OF SCHEDULE	RPI	RPI	RPI	RPI
DIV. I ONLY	8- 9	197	5- 5	338	285	284	284	28	28	
DIV. I NON-CONF.	3- 5	223	0- 3	334	217	312	312	28	28	
TOTALS	RPI 1-25	RPI 26-50	W-L RECORDS	RPI 51-100	RPI 101-150	RPI 150+				
8- 9	0- 0	0- 1	OVERALL	0- 1	1- 0	7- 7				
5- 3	0- 0	0- 0	HOME	0- 0	1- 0	4- 3				
3- 6	0- 0	0- 1	AWAY	0- 1	0- 0	3- 4				
0- 0	0- 0	0- 0	NEUTRAL	0- 0	0- 0	0- 0				
3- 5	0- 0	0- 1	NON-CONFERENCE	0- 1	0- 0	3- 3				
2- 2	0- 0	0- 0	HOME	0- 0	0- 0	2- 2				
1- 3	0- 0	0- 1	AWAY	0- 1	0- 0	1- 1				
0- 0	0- 0	0- 0	NEUTRAL	0- 0	0- 0	0- 0				
5- 4	0- 0	0- 0	CONFERENCE	0- 0	1- 0	4- 4				
3- 1	0- 0	0- 0	HOME	0- 0	1- 0	2- 1				
2- 3	0- 0	0- 0	AWAY	0- 0	0- 0	2- 3				
0- 0	0- 0	0- 0	NEUTRAL	0- 0	0- 0	0- 0				

RPI S	Opponent	Score	RPI S	Opponent	Score	RPI S	Opponent	Score	RPI S	Opponent	Score	Team's RPI: 284
49	A West Virginia	38 88	73	A North Carolina	77 93	123	H Radford	57 45				
						198	H Col. of Charleston	76 79				
						212	A UNC Asheville	47 56				
						226	A Campbell	37 54				
						231	H Wofford	45 59				
						240	A Presbyterian	48 50				
						255	H Ga. Southern	55 54				
						275	H Liberty	72 81				
						281	H Gardner-Webb	64 57				
						283	A Lipscomb	67 52				
						297	A Western Caro.	53 58				
						308	A High Point	74 68				
						326	H Winthrop	71 52				
						334	A Longwood	62 47				
						340	H South Carolina St.	67 62				
LAST 12 Division I GAMES:												
212	A UNC Asheville	47 56	308	A High Point	74 68							
334	A Longwood	62 47	226	A Campbell	37 54							
281	H Gardner-Webb	64 57	275	H Liberty	72 81							
123	H Radford	57 45	297	A Western Caro.	53 58							
240	A Presbyterian	48 50	198	H Col. of Charleston	76 79							
326	H Winthrop	71 52	231	H Wofford	45 59							

Non-Div I Games: Southern Wesleyan 80 57 Montreat 79 50 Paine 75 67

Charleston So.

Schedule Nov. 2017				Through Games Of Feb. 17, 2017						
Average RPI Win:	277	WON-LOST	WINNING	LAST 10	STRENGTH OF	OPP. STRENGTH	TEAM	ADJ.	CONF.	ADJ CONF.
Average RPI Loss:	195	RECORD	PCT. RANK	GAMES	SCHEDULE	OF SCHEDULE	RPI	RPI	RPI	RPI
DIV. I ONLY	8- 13	233	4- 6	302	301	285	285	26	26	
DIV. I NON-CONF.	4- 7	224	1- 1	280	306	292	292	26	26	

TOTALS	RPI 1-25		RPI 26-50	W-L RECORDS	RPI 51-100		RPI 101-150		RPI 150+	
8- 13	0- 0		0- 0	OVERALL	0- 2		0- 1		8- 10	
3- 6	0- 0		0- 0	HOME	0- 1		0- 1		3- 4	
4- 6	0- 0		0- 0	AWAY	0- 1		0- 0		4- 5	
1- 1	0- 0		0- 0	NEUTRAL	0- 0		0- 0		1- 1	
4- 7	0- 0		0- 0	NON-CONFERENCE	0- 1		0- 1		4- 5	
2- 3	0- 0		0- 0	HOME	0- 1		0- 1		2- 1	
1- 3	0- 0		0- 0	AWAY	0- 0		0- 0		1- 3	
1- 1	0- 0		0- 0	NEUTRAL	0- 0		0- 0		1- 1	
4- 6	0- 0		0- 0	CONFERENCE	0- 1		0- 0		4- 5	
1- 3	0- 0		0- 0	HOME	0- 0		0- 0		1- 3	
3- 3	0- 0		0- 0	AWAY	0- 1		0- 0		3- 2	
0- 0	0- 0		0- 0	NEUTRAL	0- 0		0- 0		0- 0	

RPI 1-25				RPI 26-50				RPI 51-100				RPI 101+ Team's RPI: 285			
RPI	S	Opponent	Score	RPI	S	Opponent	Score	RPI	S	Opponent	Score	RPI	S	Opponent	Score
								78	A	Belmont	77 89	111	H	Saint Louis	50 89
								93	H	Western Ill.	87 100	156	H	Cincinnati	75 83
												174	A	Xavier	48 54
												186	A	Memphis	63 65
												200	A	Southern Ill.	70 77
												204	N	Louisiana	78 82
												211	A	SIUE	69 70
												233	A	Tennessee St.	75 67
												247	H	Murray St.	79 70
												254	A	Austin Peay	74 84
												257	H	Tennessee Tech	63 74
												263	A	Jacksonville St.	65 58
												265	A	UT Martin	82 79
												278	A	Evansville	76 74
												283	H	Lipscomb	79 63
												298	N	Alcorn	68 50
												305	H	Eastern Ill.	62 71
												311	H	Eastern Ky.	63 74
												349	H	Alabama A&M	75 47
LAST 12 Division I GAMES:															
				263	A	Jacksonville St.	65 58	78	A	Belmont	77 89				
				254	A	Austin Peay	74 84	233	A	Tennessee St.	75 67				
				247	H	Murray St.	79 70	311	H	Eastern Ky.	63 74				
				305	H	Eastern Ill.	62 71	257	H	Tennessee Tech	63 74				
				211	A	SIUE	69 70	349	H	Alabama A&M	75 47				
				265	A	UT Martin	82 79	186	A	Memphis	63 65				

Non-Div I Games:	Hannibal-La Grange 99	52	Stephens College	107	59
------------------	-----------------------	----	------------------	-----	----




















































Southeast Mo. St.

Loss, Non-Conf, S Site, H Home A Away N Neutral

Nevada





Through Games Of Feb. 2, 2017

Average RPI Win: 234	WON-LOST	WINNING	LAST 10	STRENGTH OF	OPP. STRENGTH	TEAM	ADJ.	CONF.	ADJ CONF.
Average RPI Loss: 167	RECORD	PCT. RANK	GAMES	SCHEDULE	OF SCHEDULE	RPI	RPI	RPI	RPI
DIV. I ONLY	7- 13	252	2- 8	277	162	286	286	13	13
DIV. I NON-CONF.	5- 5	165	1- 0	303	209	259	259	15	15
TOTALS	RPI 1-25	RPI 26-50	W-L RECORDS	RPI 51-100	RPI 101-150	RPI 150+			
7- 13	0- 0	0- 1	OVERALL	1- 2	0- 3	6- 7			
4- 8	0- 0	0- 1	HOME	1- 2	0- 2	3- 3			
3- 5	0- 0	0- 0	AWAY	0- 0	0- 1	3- 4			
0- 0	0- 0	0- 0	NEUTRAL	0- 0	0- 0	0- 0			
5- 5	0- 0	0- 1	NON-CONFERENCE	0- 1	0- 1	5- 2			
3- 4	0- 0	0- 1	HOME	0- 1	0- 1	3- 1			
2- 1	0- 0	0- 0	AWAY	0- 0	0- 0	2- 1			
0- 0	0- 0	0- 0	NEUTRAL	0- 0	0- 0	0- 0			
2- 8	0- 0	0- 0	CONFERENCE	1- 1	0- 2	1- 5			
1- 4	0- 0	0- 0	HOME	1- 1	0- 1	0- 2			
1- 4	0- 0	0- 0	AWAY	0- 0	0- 1	1- 3			
0- 0	0- 0	0- 0	NEUTRAL	0- 0	0- 0	0- 0			

RPI 1-25	RPI 26-50	RPI 51-100	RPI 101+	Team's RPI: 286
RPI S Opponent Score	RPI S Opponent Score	RPI S Opponent Score	RPI S Opponent Score	Score
	48  Utah	75  Boise St.	106  Navy	62  79
		95  Wyoming	148  New Mexico	50  59
		96  Long Beach St.	148  New Mexico	63  69
			176  Fresno St.	54  68
			176  Fresno St.	70  71
			186  Memphis	75 67
			192  San Jose St.	84  107
			210  Utah St.	69  81
			218  San Diego	54  70
			225  San Diego St.	78  83
			228  Hawaii	67 59
			261  Sacramento St.	99 95
			269  Portland	72 59
			303  Pepperdine	69 60
			316  Air Force	56 51
			327  UC Irvine	59  72
LAST 12 Division I GAMES:				
210  Utah St.	69  81	148  New Mexico	63  69	
148  New Mexico	50  59	225  San Diego St.	78  83	
75  Boise St.	69 62	176  Fresno St.	70  71	
176  Fresno St.	54  68	192  San Jose St.	84  107	
316  Air Force	56 51	228  Hawaii	67 59	
95  Wyoming	59  72	218  San Diego	54  70	

Non-Div I Games: Holy Names 70 42

Nevada

 Loss,
  Non-Conf, S Site,
  Home
  Away
 N Neutral

North Florida

Through Games Of Feb. 2, 2017

Average RPI Win:	298	WON-LOST	WINNING	LAST 10	STRENGTH OF	OPP. STRENGTH	TEAM	ADJ.	CONF.	ADJ CONF.
Average RPI Loss:	171	RECORD	PCT. RANK	GAMES	SCHEDULE	OF SCHEDULE	RPI	RPI	RPI	RPI
DIV. I ONLY	5- 14	289	1- 8	215	266	287	287	24	24	
DIV. I NON-CONF.	4- 8	230	0- 4	197	283	242	242	24	24	
TOTALS	RPI 1-25	RPI 26-50	W-L RECORDS	RPI 51-100	RPI 101-150	RPI 150+				
5- 14	0- 2	0- 1	OVERALL	0- 2	0- 1	5- 8				
2- 5	0- 0	0- 0	HOME	0- 1	0- 0	2- 4				
2- 8	0- 2	0- 1	AWAY	0- 1	0- 1	2- 3				
1- 1	0- 0	0- 0	NEUTRAL	0- 0	0- 0	1- 1				
4- 8	0- 2	0- 1	NON-CONFERENCE	0- 0	0- 0	4- 5				
2- 2	0- 0	0- 0	HOME	0- 0	0- 0	2- 2				
1- 5	0- 2	0- 1	AWAY	0- 0	0- 0	1- 2				
1- 1	0- 0	0- 0	NEUTRAL	0- 0	0- 0	1- 1				
1- 6	0- 0	0- 0	CONFERENCE	0- 2	0- 1	1- 3				
0- 3	0- 0	0- 0	HOME	0- 1	0- 0	0- 2				
1- 3	0- 0	0- 0	AWAY	0- 1	0- 1	1- 1				
0- 0	0- 0	0- 0	NEUTRAL	0- 0	0- 0	0- 0				

RPI 1-25				RPI 26-50				RPI 51-100				RPI 101+ Team's RPI: 287			
RPI	S	Opponent	Score	RPI	S	Opponent	Score	RPI	S	Opponent	Score	RPI	S	Opponent	Score
7	A	Florida St.	39 95	37	A	North Carolina St.	52 78	88	H	FGCU	51 68	139	A	Stetson	44 68
22	A	South Fla.	42 78					97	A	Jacksonville	58 68	174	A	Xavier	46 83
												194	H	Morehead St.	65 84
												198	A	Col. of Charleston	60 47
												231	H	Wofford	60 79
												246	N	South Ala.	55 62
												258	A	Bethune-Cookman	50 52
												283	H	Lipscomb	58 60
												299	H	Kennesaw St.	61 67
												307	N	Nicholls St.	77 74
												310	A	USC Upstate	78 67
												312	A	NJIT	62 64
												328	H	Fla. Atlantic	95 88
												346	H	Florida A&M	71 60
LAST 12 Division I GAMES:															
88	H	FGCU	51 68	97	A	Jacksonville	58 68	231	H	Wofford	60 79	7	A	Florida St.	39 95
139	A	Stetson	44 68	258	A	Bethune-Cookman	50 52	194	H	Morehead St.	65 84	37	A	North Carolina St.	52 78
299	H	Kennesaw St.	61 67												
283	H	Lipscomb	58 60												
310	A	USC Upstate	78 67												
312	A	NJIT	62 64												

Non-Div I Games: Warner 72 44 Webber Int'l 103 57 Edward Waters 70 50

North Florida

Loss, Non-Conf, S Site, H Home A Away N Neutral

Average RPI Win:	304	WON-LOST	WINNING	LAST 10	STRENGTH OF	OPP. STRENGTH	TEAM	ADJ.	CONF.	ADJ CONF.
Average RPI Loss:	168	RECORD	PCT. RANK	GAMES	SCHEDULE	OF SCHEDULE	RPI	RPI	RPI	RPI
DIV. I ONLY	5- 13	284	4- 6	149	345	288	288	27	27	
DIV. I NON-CONF.	1- 7	313	0- 2	59	349	294	294	27	27	
TOTALS	RPI 1-25	RPI 26-50	W-L RECORDS	RPI 51-100	RPI 101-150	RPI 150+				
5- 13	0- 1	0- 0	OVERALL	0- 1	0- 4	5- 7				
4- 4	0- 0	0- 0	HOME	0- 1	0- 2	4- 1				
1- 8	0- 1	0- 0	AWAY	0- 0	0- 2	1- 5				
0- 1	0- 0	0- 0	NEUTRAL	0- 0	0- 0	0- 1				
1- 7	0- 1	0- 0	NON-CONFERENCE	0- 1	0- 0	1- 5				
1- 2	0- 0	0- 0	HOME	0- 1	0- 0	1- 1				
0- 4	0- 1	0- 0	AWAY	0- 0	0- 0	0- 3				
0- 1	0- 0	0- 0	NEUTRAL	0- 0	0- 0	0- 1				
4- 6	0- 0	0- 0	CONFERENCE	0- 0	0- 4	4- 2				
3- 2	0- 0	0- 0	HOME	0- 0	0- 2	3- 0				
1- 4	0- 0	0- 0	AWAY	0- 0	0- 2	1- 2				
0- 0	0- 0	0- 0	NEUTRAL	0- 0	0- 0	0- 0				

RPI 1-25				RPI 26-50				RPI 51-100				RPI 101+ Team's RPI: 288			
RPI	S	Opponent	Score	RPI	S	Opponent	Score	RPI	S	Opponent	Score	RPI	S	Opponent	Score
20	A	Texas A&M	55 84					87	H	Toledo	60 76	101	A	SFA	56 64
												113	H	Central Ark.	41 49
												114	H	Abilene Christian	59 72
												132	A	Lamar University	49 65
												152	A	Rice	36 70
												195	A	New Orleans	54 75
												209	A	Texas St.	50 57
												213	H	Texas Southern	64 61
												236	N	UC Santa Barbara	60 66
												260	A	UTRGV	46 55
												260	H	UTRGV	65 68
												307	A	Nicholls St.	54 74
												307	H	Nicholls St.	65 60
												320	H	Northwestern St.	60 51
												336	H	Southeastern La.	77 61
												343	A	Sam Houston St.	63 37
LAST 12 Division I GAMES:															
114	H	Abilene Christian	59 72	320	H	Northwestern St.	60 51								
307	H	Nicholls St.	65 60	101	A	SFA	56 64								
132	A	Lamar University	49 65	307	A	Nicholls St.	54 74								
343	A	Sam Houston St.	63 37	195	A	New Orleans	54 75								
113	H	Central Ark.	41 49	260	A	UTRGV	46 55								
336	H	Southeastern La.	77 61	236	N	UC Santa Barbara	60 66								

Non-Div I Games: Schreiner 73 44 Okla. Panhandle 66 40 Montana Tech 83 50

A&M-Corpus Christi

Loss, Non-Conf, S Site, H Home A Away N Neutral

Average RPI Win:	289	WON-LOST	WINNING	LAST 10	STRENGTH OF	OPP. STRENGTH	TEAM	ADJ.	CONF.	ADJ CONF.
Average RPI Loss:	172	RECORD	PCT. RANK	GAMES	SCHEDULE	OF SCHEDULE	RPI	RPI	RPI	RPI
DIV. I ONLY	8- 13	233	3- 7	266	330	289	289	30	30	
DIV. I NON-CONF.	5- 7	205	1- 2	107	287	170	170	30	30	
TOTALS	RPI 1-25	RPI 26-50	W-L RECORDS	RPI 51-100	RPI 101-150	RPI 150+				
8- 13	0- 2	0- 0	OVERALL	0- 1	0- 2	8- 8				
7- 2	0- 0	0- 0	HOME	0- 0	0- 0	7- 2				
0- 11	0- 0	0- 0	AWAY	0- 0	0- 0	0- 1				
1- 0	0- 0	0- 0	NEUTRAL	0- 0	0- 0	1- 0				
5- 7	0- 2	0- 0	NON-CONFERENCE	0- 1	0- 2	5- 2				
4- 0	0- 0	0- 0	HOME	0- 0	0- 0	4- 0				
0- 7	0- 2	0- 0	AWAY	0- 1	0- 2	0- 2				
1- 0	0- 0	0- 0	NEUTRAL	0- 0	0- 0	1- 0				
3- 6	0- 0	0- 0	CONFERENCE	0- 0	0- 0	3- 6				
3- 2	0- 0	0- 0	HOME	0- 0	0- 0	3- 2				
0- 4	0- 0	0- 0	AWAY	0- 0	0- 0	0- 4				
0- 0	0- 0	0- 0	NEUTRAL	0- 0	0- 0	0- 0				

RPI 1-25				RPI 26-50				RPI 51-100				RPI 101+ Team's RPI: 289			
RPI	S	Opponent	Score	RPI	S	Opponent	Score	RPI	S	Opponent	Score	RPI	S	Opponent	Score
16	A	DePaul	62 94					60	A	Texas Tech	43 85	101	A	SFA	64 88
20	A	Texas A&M	62 90									109	A	SMU	54 61
												152	A	Rice	57 68
												199	H	Alabama St.	61 75
												209	H	Texas St.	64 60
												213	H	Texas Southern	62 70
												219	A	Southern U.	72 86
												234	N	Marshall	78 68
												258	H	Bethune-Cookman	66 64
												260	A	UTRGV	74 82
												264	H	Grambling	51 49
												277	A	Mississippi Val.	55 64
												298	A	Alcorn	55 62
												307	H	Nicholls St.	69 67
												315	A	Ark.-Pine Bluff	47 64
												343	H	Sam Houston St.	75 65
												347	H	Jackson St.	73 63
												349	H	Alabama A&M	71 47
LAST 12 Division I GAMES:															
199	H	Alabama St.	61 75	213	H	Texas Southern	62 70								
349	H	Alabama A&M	71 47	298	A	Alcorn	55 62								
315	A	Ark.-Pine Bluff	47 64	219	A	Southern U.	72 86								
277	A	Mississippi Val.	55 64	20	A	Texas A&M	62 90								
264	H	Grambling	51 49	101	A	SFA	64 88								
347	H	Jackson St.	73 63	209	H	Texas St.	64 60								

Non-Div I Games:

Prairie View

Loss, Non-Conf, S Site, H Home A Away N Neutral

Average RPI Win:	301	WON-LOST	WINNING	LAST 10	STRENGTH OF	OPP. STRENGTH	TEAM	ADJ.	CONF.	ADJ CONF.
Average RPI Loss:	158	RECORD	PCT. RANK	GAMES	SCHEDULE	OF SCHEDULE	RPI	RPI	RPI	RPI
DIV. I ONLY	6- 14	273	5- 5	233	286	290	290	32	32	
DIV. I NON-CONF.	1- 10	325	0- 3	77	59	282	282	31	31	
TOTALS	RPI 1-25	RPI 26-50	W-L RECORDS	RPI 51-100	RPI 101-150	RPI 150+				
6- 14	0- 3	0- 0	OVERALL	0- 3	0- 1	6- 7				
4- 5	0- 1	0- 0	HOME	0- 1	0- 0	4- 3				
2- 9	0- 2	0- 0	AWAY	0- 2	0- 1	2- 4				
0- 0	0- 0	0- 0	NEUTRAL	0- 0	0- 0	0- 0				
1- 10	0- 3	0- 0	NON-CONFERENCE	0- 3	0- 0	1- 4				
1- 4	0- 1	0- 0	HOME	0- 1	0- 0	1- 2				
0- 6	0- 2	0- 0	AWAY	0- 2	0- 0	0- 2				
0- 0	0- 0	0- 0	NEUTRAL	0- 0	0- 0	0- 0				
5- 4	0- 0	0- 0	CONFERENCE	0- 0	0- 1	5- 3				
3- 1	0- 0	0- 0	HOME	0- 0	0- 0	3- 1				
2- 3	0- 0	0- 0	AWAY	0- 0	0- 1	2- 2				
0- 0	0- 0	0- 0	NEUTRAL	0- 0	0- 0	0- 0				

RPI 1-25				RPI 26-50				RPI 51-100				RPI 101+ Team's RPI: 290			
RPI	S	Opponent	Score	RPI	S	Opponent	Score	RPI	S	Opponent	Score	RPI	S	Opponent	Score
3	H	South Carolina	30 70					88	A	FGCU	40 89	141	A	Hampton	46 75
10	A	Washington	36 87					91	A	Iowa St.	51 74	183	A	Seton Hall	60 74
24	A	Auburn	46 75					97	H	Jacksonville	40 55	199	H	Alabama St.	54 39
												229	A	UMES	59 58
												239	A	Howard	49 55
												255	H	Ga. Southern	45 50
												258	H	Bethune-Cookman	31 38
												263	H	Jacksonville St.	57 64
												267	A	Norfolk St.	55 61
												299	A	Kennesaw St.	60 72
												340	A	South Carolina St.	60 49
												341	H	Delaware St.	64 57
												346	H	Florida A&M	56 52
												348	H	Morgan St.	66 62
LAST 12 Division I GAMES:															
229	A	UMES	59 58	141	A	Hampton	46 75								
239	A	Howard	49 55	267	A	Norfolk St.	55 61								
341	H	Delaware St.	64 57	258	H	Bethune-Cookman	31 38								
348	H	Morgan St.	66 62	88	A	FGCU	40 89								
340	A	South Carolina St.	60 49	3	H	South Carolina	30 70								
346	H	Florida A&M	56 52	10	A	Washington	36 87								

Non-Div I Games: Columbia (SC) 68 52

Savannah St.

■ Loss,
 ■ Non-Conf,
 ■ S Site,
 ■ H Home
 ■ A Away
 N Neutral

Average RPI Win: 233	WON-LOST	WINNING	LAST 10	STRENGTH OF	OPP. STRENGTH	TEAM	ADJ.	CONF.	ADJ CONF.
Average RPI Loss: 144	RECORD	PCT. RANK	GAMES	SCHEDULE	OF SCHEDULE	RPI	RPI	RPI	RPI
DIV. I ONLY	3- 19	332	1- 9	66	259	291	291	12	12
DIV. I NON-CONF.	2- 10	305	0- 2	50	323	275	275	13	13
TOTALS	RPI 1-25	RPI 26-50	W-L RECORDS	RPI 51-100	RPI 101-150	RPI 150+			
3- 19	0- 0	0- 1	OVERALL	0- 4	1- 6	2- 8			
3- 9	0- 0	0- 0	HOME	0- 1	1- 4	2- 4			
0- 8	0- 0	0- 1	AWAY	0- 2	0- 2	0- 3			
0- 2	0- 0	0- 0	NEUTRAL	0- 1	0- 0	0- 1			
2- 10	0- 0	0- 1	NON-CONFERENCE	0- 2	0- 3	2- 4			
2- 4	0- 0	0- 0	HOME	0- 0	0- 3	2- 1			
0- 4	0- 0	0- 1	AWAY	0- 1	0- 0	0- 2			
0- 2	0- 0	0- 0	NEUTRAL	0- 1	0- 0	0- 1			
1- 9	0- 0	0- 0	CONFERENCE	0- 2	1- 3	0- 4			
1- 5	0- 0	0- 0	HOME	0- 1	1- 1	0- 3			
0- 4	0- 0	0- 0	AWAY	0- 1	0- 2	0- 1			
0- 0	0- 0	0- 0	NEUTRAL	0- 0	0- 0	0- 0			

RPI S	Opponent	Score	RPI S	Opponent	Score	RPI S	Opponent	Score	RPI S	Opponent	Score	Team's RPI: 291
46	A Michigan St.	34 70	69	A George Washington	62 76	111	H Saint Louis	69 106	116	A Duquesne	51 73	
			74	H Dayton	52 68	117	H Mercer	60 67	121	A Fordham	72 85	
			82	A Charlotte	79 93	123	H Radford	40 44	136	H UCF	38 57	
			87	N Toledo	41 76	144	H George Mason	58 54	158	H La Salle	58 65	
						167	A Western Mich.	63 76	177	A ETSU	56 76	
						201	N Idaho St.	58 70	217	H UNCW	58 67	
						221	A St. Bonaventure	51 70	244	H Richmond	52 61	
						248	H Furman	71 61	274	H Massachusetts	60 61	
						308	H High Point	82 72				
LAST 12 Division I GAMES:												
74	H Dayton	52 68	274	H Massachusetts	60 61							
244	H Richmond	52 61	116	A Duquesne	51 73							
221	A St. Bonaventure	51 70	121	A Fordham	72 85							
158	H La Salle	58 65	111	H Saint Louis	69 106							
144	H George Mason	58 54	117	H Mercer	60 67							
69	A George Washington	62 76	82	A Charlotte	79 93							

Non-Div I Games:

Davidson

■ Loss,
 ■ Non-Conf,
 S Site,
 ■ Home
 ■ Away
 N Neutral

Average RPI Win:	275	WON-LOST	WINNING	LAST 10	STRENGTH OF	OPP. STRENGTH	TEAM	ADJ.	CONF.	ADJ CONF.
Average RPI Loss:	143	RECORD	PCT. RANK	GAMES	SCHEDULE	OF SCHEDULE	RPI	RPI	RPI	RPI
DIV. I ONLY	5- 15	293	4- 6	172	171	292	292	15	15	
DIV. I NON-CONF.	2- 9	293	1- 2	129	191	296	296	17	17	
TOTALS	RPI 1-25	RPI 26-50	W-L RECORDS	RPI 51-100	RPI 101-150	RPI 150+				
5- 15	0- 1	0- 2	OVERALL	0- 1	0- 4	5- 7				
4- 6	0- 0	0- 0	HOME	0- 1	0- 1	4- 4				
1- 4	0- 0	0- 0	AWAY	0- 0	0- 1	1- 3				
0- 5	0- 1	0- 2	NEUTRAL	0- 0	0- 2	0- 0				
2- 9	0- 1	0- 2	NON-CONFERENCE	0- 0	0- 3	2- 3				
2- 3	0- 0	0- 0	HOME	0- 0	0- 0	2- 3				
0- 1	0- 0	0- 0	AWAY	0- 0	0- 1	0- 0				
0- 5	0- 1	0- 2	NEUTRAL	0- 0	0- 2	0- 0				
3- 6	0- 0	0- 0	CONFERENCE	0- 1	0- 1	3- 4				
2- 3	0- 0	0- 0	HOME	0- 1	0- 1	2- 1				
1- 3	0- 0	0- 0	AWAY	0- 0	0- 0	1- 3				
0- 0	0- 0	0- 0	NEUTRAL	0- 0	0- 0	0- 0				

RPI 1-25			RPI 26-50			RPI 51-100			RPI 101+ Team's RPI: 292		
RPI	S	Opponent	Score	RPI	S	Opponent	Score	RPI	S	Opponent	Score
17	N	Kansas St.	40 61	29	N	LSU	45 78	90	H	Western Ky.	54 71
				37	N	North Carolina St.	55 71				
LAST 12 Division I GAMES:											
190	A	UAB	61 74	124	H	Southern Miss.	68 79	119	N	Alabama	60 78
234	H	Marshall	84 74	173	H	Louisiana Tech	69 62	124	H	Southern Miss.	68 79
90	H	Western Ky.	54 71	157	H	UTSA	81 83	131	N	Pittsburgh	46 71
157	A	UTSA	76 97	301	H	CSU Bakersfield	74 61	148	A	New Mexico	66 79
328	A	Fla. Atlantic	51 50	119	N	Alabama	60 78	157	A	UTSA	76 97
271	A	FIU	87 88	131	N	Pittsburgh	46 71	157	H	UTSA	81 83
								173	H	Louisiana Tech	69 62
								179	H	New Mexico St.	59 67
								190	A	UAB	61 74
								213	H	Texas Southern	68 89
								234	H	Marshall	84 74
								271	A	FIU	87 88
								282	H	Northern Ariz.	51 65
								301	H	CSU Bakersfield	74 61
								328	A	Fla. Atlantic	51 50
								339	H	Houston Baptist	75 45

Non-Div I Games: Western N.M. 93 46

UTEP

■ Loss,
 ■ Non-Conf,
 ■ S Site,
 ■ H Home
 ■ A Away
 N Neutral

Average RPI Win: 327	WON-LOST	WINNING	LAST 10	STRENGTH OF	OPP. STRENGTH	TEAM	ADJ.	CONF.	ADJ CONF.
Average RPI Loss: 147	RECORD	PCT. RANK	GAMES	SCHEDULE	OF SCHEDULE	RPI	RPI	RPI	RPI
DIV. I ONLY	4- 16	314	4- 6	157	288	293	293	32	32
DIV. I NON-CONF.	0- 12	335	0- 4	40	115	286	286	31	31
TOTALS	RPI 1-25	RPI 26-50	W-L RECORDS	RPI 51-100	RPI 101-150	RPI 150+			
4- 16	0- 1	0- 2	OVERALL	0- 3	0- 3	4- 7			
3- 2	0- 0	0- 0	HOME	0- 0	0- 1	3- 1			
1- 13	0- 1	0- 2	AWAY	0- 3	0- 2	1- 5			
0- 1	0- 0	0- 0	NEUTRAL	0- 0	0- 0	0- 1			
0- 12	0- 1	0- 2	NON-CONFERENCE	0- 3	0- 2	0- 4			
0- 1	0- 0	0- 0	HOME	0- 0	0- 1	0- 0			
0- 10	0- 1	0- 2	AWAY	0- 3	0- 1	0- 3			
0- 1	0- 0	0- 0	NEUTRAL	0- 0	0- 0	0- 1			
4- 4	0- 0	0- 0	CONFERENCE	0- 0	0- 1	4- 3			
3- 1	0- 0	0- 0	HOME	0- 0	0- 0	3- 1			
1- 3	0- 0	0- 0	AWAY	0- 0	0- 1	1- 2			
0- 0	0- 0	0- 0	NEUTRAL	0- 0	0- 0	0- 0			

RPI 1-25				RPI 26-50				RPI 51-100				RPI 101+ Team's RPI: 293			
RPI	S	Opponent	Score	RPI	S	Opponent	Score	RPI	S	Opponent	Score	RPI	S	Opponent	Score
19	A	Miami (FL)	35 75	36	A	Syracuse	30 76	65	A	Virginia	40 103	101	H	SFA	57 72
				49	A	West Virginia	39 69	69	A	George Washington	46 77	120	A	VCU	44 73
								73	A	North Carolina	55 90	141	A	Hampton	54 78
												155	A	Towson	65 69
												177	N	ETSU	58 70
												239	A	Howard	58 66
												250	A	UMBC	63 73
												258	A	Bethune-Cookman	52 71
												267	H	Norfolk St.	45 49
												273	H	N.C. A&T	65 57
												325	A	Mt. St. Mary's	48 54
												340	H	South Carolina St.	70 54
												346	A	Florida A&M	70 62
												348	H	Morgan St.	61 45
LAST 12 Division I GAMES:															
141	A	Hampton	54 78	346	A	Florida A&M	70 62								
348	H	Morgan St.	61 45	340	H	South Carolina St.	70 54								
267	H	Norfolk St.	45 49	250	A	UMBC	63 73								
239	A	Howard	58 66	73	A	North Carolina	55 90								
273	H	N.C. A&T	65 57	177	N	ETSU	58 70								
258	A	Bethune-Cookman	52 71	19	A	Miami (FL)	35 75								

Non-Div I Games:

Coppin St.

■ Loss,
 ■ Non-Conf,
 ■ S Site,
 ■ Home
 ■ A Away
 N Neutral

Rhode Island

Through Games Of Feb. 2, 2017

Average RPI Win:	244	WON-LOST	WINNING	LAST 10	STRENGTH OF	OPP. STRENGTH	TEAM	ADJ.	CONF.	ADJ CONF.
Average RPI Loss:	153	RECORD	PCT. RANK	GAMES	SCHEDULE	OF SCHEDULE	RPI	RPI	RPI	RPI
DIV. I ONLY	4- 18	321	0- 10	152	210	294	294	12	12	
DIV. I NON-CONF.	4- 8	230	0- 2	215	213	243	243	13	13	
TOTALS	RPI 1-25	RPI 26-50	W-L RECORDS	RPI 51-100	RPI 101-150	RPI 150+				
4- 18	0- 0	0- 2	OVERALL	0- 2	0- 6	4- 8				
2- 8	0- 0	0- 1	HOME	0- 0	0- 4	2- 3				
2- 9	0- 0	0- 1	AWAY	0- 2	0- 2	2- 4				
0- 1	0- 0	0- 0	NEUTRAL	0- 0	0- 0	0- 1				
4- 8	0- 0	0- 2	NON-CONFERENCE	0- 1	0- 2	4- 3				
2- 3	0- 0	0- 1	HOME	0- 0	0- 1	2- 1				
2- 4	0- 0	0- 1	AWAY	0- 1	0- 1	2- 1				
0- 1	0- 0	0- 0	NEUTRAL	0- 0	0- 0	0- 1				
0- 10	0- 0	0- 0	CONFERENCE	0- 1	0- 4	0- 5				
0- 5	0- 0	0- 0	HOME	0- 0	0- 3	0- 2				
0- 5	0- 0	0- 0	AWAY	0- 1	0- 1	0- 3				
0- 0	0- 0	0- 0	NEUTRAL	0- 0	0- 0	0- 0				

RPI 1-25				RPI 26-50				RPI 51-100				RPI 101+				Team's RPI: 294	
RPI	S	Opponent	Score	RPI	S	Opponent	Score	RPI	S	Opponent	Score	RPI	S	Opponent	Score		
				36	A	Syracuse	49 95	74	A	Dayton	51 81	111	H	Saint Louis	50 68		
				46	H	Michigan St.	48 85	87	A	Toledo	50 65	120	A	VCU	57 68		
												121	H	Fordham	69 74		
												135	A	Kansas	36 72		
												137	H	Saint Joseph's	49 75		
												150	H	Penn	43 75		
												158	A	La Salle	51 70		
												158	H	La Salle	49 58		
												170	A	Fairfield	72 65		
												188	A	Brown	65 76		
												206	H	Dartmouth	52 62		
												221	A	St. Bonaventure	69 78		
												232	H	Samford	78 63		
												237	H	Marist	82 61		
												244	H	Richmond	53 58		
												274	A	Massachusetts	67 68		
												295	N	Bryant	56 62		
												337	A	UMass Lowell	64 57		
LAST 12 Division I GAMES:																	
				158	H	La Salle	49 58	158	A	La Salle	51 70						
				74	A	Dayton	51 81	274	A	Massachusetts	67 68						
				137	H	Saint Joseph's	49 75	121	H	Fordham	69 74						
				111	H	Saint Louis	50 68	221	A	St. Bonaventure	69 78						
				120	A	VCU	57 68	206	H	Dartmouth	52 62						
				244	H	Richmond	53 58	135	A	Kansas	36 72						

Non-Div I Games:

Rhode Island

■ Loss,
■ Non-Conf,
■ S Site,
■ H Home
■ A Away
N Neutral

Average RPI Win:	310	WON-LOST	WINNING	LAST 10	STRENGTH OF	OPP. STRENGTH	TEAM	ADJ.	CONF.	ADJ CONF.
Average RPI Loss:	202	RECORD	PCT. RANK	GAMES	SCHEDULE	OF SCHEDULE	RPI	RPI	RPI	RPI
DIV. I ONLY	10- 11	186	5- 5	342	325	295	295	31	31	
DIV. I NON-CONF.	5- 6	186	1- 1	323	219	267	267	32	32	
TOTALS	RPI 1-25	RPI 26-50	W-L RECORDS	RPI 51-100	RPI 101-150	RPI 150+				
10- 11	0- 0	0- 0	OVERALL	0- 1	0- 2	10- 8				
6- 2	0- 0	0- 0	HOME	0- 0	0- 1	6- 1				
3- 8	0- 0	0- 0	AWAY	0- 1	0- 1	3- 6				
1- 1	0- 0	0- 0	NEUTRAL	0- 0	0- 0	1- 1				
5- 6	0- 0	0- 0	NON-CONFERENCE	0- 1	0- 2	5- 3				
3- 1	0- 0	0- 0	HOME	0- 0	0- 1	3- 0				
1- 4	0- 0	0- 0	AWAY	0- 1	0- 1	1- 2				
1- 1	0- 0	0- 0	NEUTRAL	0- 0	0- 0	1- 1				
5- 5	0- 0	0- 0	CONFERENCE	0- 0	0- 0	5- 5				
3- 1	0- 0	0- 0	HOME	0- 0	0- 0	3- 1				
2- 4	0- 0	0- 0	AWAY	0- 0	0- 0	2- 4				
0- 0	0- 0	0- 0	NEUTRAL	0- 0	0- 0	0- 0				

RPI 1-25			RPI 26-50			RPI 51-100			RPI 101+ Team's RPI: 295		
RPI	S	Opponent	Score	RPI	S	Opponent	Score	RPI	S	Opponent	Score
						89 A New Hampshire	60 62	118 H Maine		52 77	
								131 A Pittsburgh		60 76	
								154 N Providence		51 62	
								184 A Rutgers		42 50	
								188 H Brown		70 67	
								202 H Sacred Heart		53 65	
								220 A Saint Francis (PA)		67 79	
								230 A Robert Morris		46 62	
								274 A Massachusetts		62 68	
								280 A Vermont		63 57	
								294 N Rhode Island		62 56	
								300 A Central Conn. St.		52 53	
								314 H Holy Cross		76 74	
								321 A St. Francis Brooklyn		47 63	
								325 H Mt. St. Mary's		78 62	
								332 A LIU Brooklyn		62 53	
								337 H UMass Lowell		73 62	
								344 A Fairleigh Dickinson		56 48	
								344 H Fairleigh Dickinson		50 48	
								345 H Wagner		70 61	
LAST 12 Division I GAMES:											
344	H	Fairleigh Dickinson	50 48	344	A	Fairleigh Dickinson	56 48				
300	A	Central Conn. St.	52 53	325	H	Mt. St. Mary's	78 62				
220	A	Saint Francis (PA)	67 79	332	A	LIU Brooklyn	62 53				
230	A	Robert Morris	46 62	321	A	St. Francis Brooklyn	47 63				
345	H	Wagner	70 61	337	H	UMass Lowell	73 62				
202	H	Sacred Heart	53 65	118	H	Maine	52 77				

Non-Div I Games:

Bryant

■ Loss,
 ■ Non-Conf,
 ■ S Site,
 ■ H Home
 ■ A Away
 N Neutral

Denver				Through Games Of Feb. 2, 2017						
Average RPI Win:	284	WON-LOST	WINNING	LAST 10	STRENGTH OF	OPP. STRENGTH	TEAM	ADJ.	CONF.	ADJ CONF.
Average RPI Loss:	148	RECORD	PCT. RANK	GAMES	SCHEDULE	OF SCHEDULE	RPI	RPI	RPI	RPI
DIV. I ONLY	5- 17	304	2- 8	193	244	296	296	11	11	
DIV. I NON-CONF.	3- 10	280	0- 3	271	304	327	327	9	9	
TOTALS	RPI 1-25	RPI 26-50	W-L RECORDS	RPI 51-100	RPI 101-150	RPI 150+				
5- 17	0- 0	0- 1	OVERALL	0- 7	1- 1	4- 8				
3- 6	0- 0	0- 1	HOME	0- 1	0- 0	3- 4				
2- 10	0- 0	0- 0	AWAY	0- 2	1- 1	1- 1				
0- 1	0- 0	0- 0	NEUTRAL	0- 1	0- 0	0- 0				
3- 10	0- 0	0- 0	NON-CONFERENCE	0- 3	0- 1	3- 6				
3- 2	0- 0	0- 0	HOME	0- 0	0- 0	3- 2				
0- 7	0- 0	0- 0	AWAY	0- 2	0- 1	0- 4				
0- 1	0- 0	0- 0	NEUTRAL	0- 1	0- 0	0- 0				
2- 7	0- 0	0- 1	CONFERENCE	0- 4	1- 0	1- 2				
0- 4	0- 0	0- 1	HOME	0- 1	0- 0	0- 2				
2- 3	0- 0	0- 0	AWAY	0- 3	1- 0	1- 0				
0- 0	0- 0	0- 0	NEUTRAL	0- 0	0- 0	0- 0				

D
e
n
v
e
r

RPI 1-25				RPI 26-50				RPI 51-100				RPI 101+				Team's RPI: 296	
RPI	S	Opponent	Score	RPI	S	Opponent	Score	RPI	S	Opponent	Score	RPI	S	Opponent	Score		
				41	H	South Dakota St.	63 72					102	A	Northern Colo.	48 68		
								54	N	UNI	68 79	145	A	Oral Roberts	47 45		
								67	A	South Dakota	64 70	160	H	Northeastern	69 72		
								67	H	South Dakota	44 53	162	H	Omaha	73 82		
								68	A	IUPUI	49 71	201	A	Idaho St.	64 65		
								76	A	Colorado St.	49 76	214	A	Grand Canyon	70 73		
								93	A	Western Ill.	62 87	224	H	Seattle U	72 75		
								95	A	Wyoming	49 59	276	H	North Dakota St.	80 86		
												282	A	Northern Ariz.	67 82		
												303	H	Pepperdine	75 67		
												316	H	Air Force	65 52		
												317	A	Fort Wayne	78 72		
												330	A	Utah Valley	58 72		
												338	H	Cal St. Fullerton	77 58		
LAST 12 Division I GAMES:																	
				67	H	South Dakota	44 53	93	A	Western Ill.	62 87						
				145	A	Oral Roberts	47 45	276	H	North Dakota St.	80 86						
				162	H	Omaha	73 82	67	A	South Dakota	64 70						
				41	H	South Dakota St.	63 72	160	H	Northeastern	69 72						
				68	A	IUPUI	49 71	224	H	Seattle U	72 75						
				317	A	Fort Wayne	78 72	201	A	Idaho St.	64 65						

Non-Div I Games:

Denver

Average RPI Win: 299	WON-LOST	WINNING	LAST 10	STRENGTH OF	OPP. STRENGTH	TEAM	ADJ.	CONF.	ADJ CONF.
Average RPI Loss: 175	RECORD	PCT. RANK	GAMES	SCHEDULE	OF SCHEDULE	RPI	RPI	RPI	RPI
DIV. I ONLY	5- 17	304	2- 8	194	294	297	297	19	19
DIV. I NON-CONF.	4- 10	259	2- 2	214	309	277	277	22	22
TOTALS	RPI 1-25	RPI 26-50	W-L RECORDS	RPI 51-100	RPI 101-150	RPI 150+			
5- 17	0- 1	0- 0	OVERALL	0- 1	0- 5	5- 10			
3- 5	0- 0	0- 0	HOME	0- 0	0- 1	3- 4			
2- 10	0- 1	0- 0	AWAY	0- 1	0- 3	2- 5			
0- 2	0- 0	0- 0	NEUTRAL	0- 0	0- 1	0- 1			
4- 10	0- 1	0- 0	NON-CONFERENCE	0- 0	0- 4	4- 5			
2- 3	0- 0	0- 0	HOME	0- 0	0- 0	2- 3			
2- 5	0- 1	0- 0	AWAY	0- 0	0- 3	2- 1			
0- 2	0- 0	0- 0	NEUTRAL	0- 0	0- 1	0- 1			
1- 7	0- 0	0- 0	CONFERENCE	0- 1	0- 1	1- 5			
1- 2	0- 0	0- 0	HOME	0- 0	0- 1	1- 1			
0- 5	0- 0	0- 0	AWAY	0- 1	0- 0	0- 4			
0- 0	0- 0	0- 0	NEUTRAL	0- 0	0- 0	0- 0			

RPI 1-25				RPI 26-50				RPI 51-100				RPI 101+ Team's RPI: 297			
RPI	S	Opponent	Score	RPI	S	Opponent	Score	RPI	S	Opponent	Score	RPI	S	Opponent	Score
7	A	Florida St.	41 90					92	A	Chattanooga	46 67	105	A	Georgia	43 78
												116	N	Duquesne	50 65
												117	H	Mercer	57 59
												122	A	Clemson	63 78
												123	A	Radford	39 67
												161	N	San Francisco	52 73
												177	A	ETSU	57 76
												212	A	UNC Asheville	53 62
												226	H	Campbell	48 50
												231	A	Wofford	59 68
												232	H	Samford	42 49
												248	A	Furman	44 73
												248	H	Furman	75 72
												253	A	UNCG	45 62
												265	H	UT Martin	72 84
												281	H	Gardner-Webb	60 68
												284	H	Charleston So.	58 53
												308	H	High Point	73 64
												311	A	Eastern Ky.	72 61
												346	A	Florida A&M	62 61
LAST 12 Division I GAMES:															
248	H	Furman	75 72	248	A	Furman	44 73								
253	A	UNCG	45 62	231	A	Wofford	59 68								
177	A	ETSU	57 76	284	H	Charleston So.	58 53								
92	A	Chattanooga	46 67	105	A	Georgia	43 78								
117	H	Mercer	57 59	308	H	High Point	73 64								
232	H	Samford	42 49	281	H	Gardner-Webb	60 68								

Non-Div I Games: North Greenville 95 48

Western Caro.

■ Loss,
 ■ Non-Conf, S Site,
 ■ Home
 ■ Away
 N Neutral

Average RPI Win: 299	WON-LOST	WINNING	LAST 10	STRENGTH OF	OPP. STRENGTH	TEAM	ADJ.	CONF.	ADJ CONF.
Average RPI Loss: 172	RECORD	PCT. RANK	GAMES	SCHEDULE	OF SCHEDULE	RPI	RPI	RPI	RPI
DIV. I ONLY	6- 14	273	0- 1	262	319	298	298	30	30
DIV. I NON-CONF.	0- 11	335	0- 1	127	224	324	324	30	30
TOTALS	RPI 1-25	RPI 26-50	W-L RECORDS	RPI 51-100	RPI 101-150	RPI 150+			
6- 14	0- 0	0- 0	OVERALL	0- 1	0- 6	6- 7			
4- 3	0- 0	0- 0	HOME	0- 0	0- 1	4- 2			
2- 10	0- 0	0- 0	AWAY	0- 0	0- 2	2- 2			
0- 1	0- 0	0- 0	NEUTRAL	0- 0	0- 0	0- 1			
0- 11	0- 0	0- 0	NON-CONFERENCE	0- 1	0- 6	0- 4			
0- 2	0- 0	0- 0	HOME	0- 0	0- 1	0- 1			
0- 8	0- 0	0- 0	AWAY	0- 1	0- 5	0- 2			
0- 1	0- 0	0- 0	NEUTRAL	0- 0	0- 0	0- 1			
6- 3	0- 0	0- 0	CONFERENCE	0- 0	0- 0	6- 3			
4- 1	0- 0	0- 0	HOME	0- 0	0- 0	4- 1			
2- 2	0- 0	0- 0	AWAY	0- 0	0- 0	2- 2			
0- 0	0- 0	0- 0	NEUTRAL	0- 0	0- 0	0- 0			

RPI S	Opponent	Score	RPI S	Opponent	Score	RPI S	Opponent	Score	RPI S	Opponent	Score	Team's RPI: 298
						60	A Texas Tech	37 90	113	A Central Ark.	45 59	
									113	H Central Ark.	57 71	
									115	A Arizona	59 74	
									119	A Alabama	43 93	
									124	A Southern Miss.	56 99	
									142	A TCU	39 95	
									178	A Houston	70 85	
									199	A Alabama St.	54 72	
									213	H Texas Southern	53 57	
									214	A Grand Canyon	44 77	
									219	H Southern U.	69 63	
									263	H Jacksonville St.	66 70	
									264	A Grambling	63 86	
									277	H Mississippi Val.	69 49	
									285	N Southeast Mo. St.	50 68	
									289	H Prairie View	62 55	
									315	H Ark.-Pine Bluff	70 48	
									347	A Jackson St.	70 53	
									349	A Alabama A&M	73 57	
LAST 12 Division I GAMES:												
			285	N Southeast Mo. St.	50 68		264	A Grambling	63 86			
			219	H Southern U.	69 63		347	A Jackson St.	70 53			
			349	A Alabama A&M	73 57		289	H Prairie View	62 55			
			199	A Alabama St.	54 72		213	H Texas Southern	53 57			
			315	H Ark.-Pine Bluff	70 48		178	A Houston	70 85			
			277	H Mississippi Val.	69 49		142	A TCU	39 95			

Non-Div I Games:

Alcorn

■ Loss,
 ■ Non-Conf,
 ■ S Site,
 ■ H Home
 ■ A Away
 N Neutral

Average RPI Win:	296	WON-LOST	WINNING	LAST 10	STRENGTH OF	OPP. STRENGTH	TEAM	ADJ.	CONF.	ADJ CONF.
Average RPI Loss:	168	RECORD	PCT. RANK	GAMES	SCHEDULE	OF SCHEDULE	RPI	RPI	RPI	RPI
DIV. I ONLY	5- 16	302	4- 6	212	257	299	299	24	24	
DIV. I NON-CONF.	1- 13	334	0- 5	220	270	338	338	24	24	
TOTALS	RPI 1-25	RPI 26-50	W-L RECORDS	RPI 51-100	RPI 101-150	RPI 150+				
5- 16	0- 0	0- 1	OVERALL	0- 3	0- 4	5- 8				
2- 7	0- 0	0- 1	HOME	0- 2	0- 1	2- 3				
3- 6	0- 0	0- 0	AWAY	0- 0	0- 0	3- 0				
0- 3	0- 0	0- 0	NEUTRAL	0- 0	0- 0	0- 3				
1- 13	0- 0	0- 1	NON-CONFERENCE	0- 1	0- 3	1- 8				
1- 5	0- 0	0- 1	HOME	0- 1	0- 0	1- 3				
0- 5	0- 0	0- 0	AWAY	0- 0	0- 3	0- 2				
0- 3	0- 0	0- 0	NEUTRAL	0- 0	0- 0	0- 3				
4- 3	0- 0	0- 0	CONFERENCE	0- 2	0- 1	4- 0				
1- 2	0- 0	0- 0	HOME	0- 1	0- 1	1- 0				
3- 1	0- 0	0- 0	AWAY	0- 1	0- 0	3- 0				
0- 0	0- 0	0- 0	NEUTRAL	0- 0	0- 0	0- 0				

RPI S	Opponent	Score	RPI S	Opponent	Score	RPI S	Opponent	Score	RPI S	Opponent	Score	Team's RPI: 299
30	H Temple	38 79	57	H Georgia Tech	49 86	105	A Georgia	40 82				
			88	H FGCU	56 75	110	A Vanderbilt	54 86				
			97	A Jacksonville	48 72	117	A Mercer	46 61				
						139	H Stetson	56 65				
						174	N Xavier	52 75				
						194	H Morehead St.	50 71				
						231	H Wofford	49 78				
						241	N Portland St.	61 71				
						254	A Austin Peay	49 68				
						263	H Jacksonville St.	59 65				
						272	A Georgia St.	59 62				
						283	A Lipscomb	70 55				
						287	A North Florida	67 61				
						290	H Savannah St.	72 60				
						310	A USC Upstate	79 71				
						312	H NJIT	75 64				
						323	N Arkansas St.	67 70				
LAST 12 Division I GAMES:												
312	H NJIT	75 64	283	A Lipscomb	70 55							
310	A USC Upstate	79 71	30	H Temple	38 79							
287	A North Florida	67 61	231	H Wofford	49 78							
97	A Jacksonville	48 72	174	N Xavier	52 75							
88	H FGCU	56 75	241	N Portland St.	61 71							
139	H Stetson	56 65	323	N Arkansas St.	67 70							

Non-Div I Games:

Kennesaw St.

■ Loss,
■ Non-Conf,
■ S Site,
■ H Home
■ A Away
N Neutral

GENERAL CONF. DATA				THROUGH GAMES OF FEB. 17, 1917						
Average RPI Win:	306	WON-LOST	WINNING	LAST 10	STRENGTH OF	OPP. STRENGTH	TEAM	ADJ.	CONF.	ADJ CONF.
Average RPI Loss:	183	RECORD	PCT. RANK	GAMES	SCHEDULE	OF SCHEDULE	RPI	RPI	RPI	RPI
DIV. I ONLY	8- 13	233	7- 3	312	293	300	300	31	31	
DIV. I NON-CONF.	1- 10	325	0- 2	210	138	326	326	32	32	

TOTALS	RPI 1-25		RPI 26-50		W-L RECORDS		RPI 51-100		RPI 101-150	RPI 150+
8- 13	0- 0		0- 2		OVERALL		0- 1		0- 1	8- 9
6- 3	0- 0		0- 0		HOME		0- 0		0- 1	6- 2
2- 9	0- 0		0- 2		AWAY		0- 1		0- 0	2- 6
0- 1	0- 0		0- 0		NEUTRAL		0- 0		0- 0	0- 1
1- 10	0- 0		0- 2		NON-CONFERENCE		0- 1		0- 1	1- 6
1- 2	0- 0		0- 0		HOME		0- 0		0- 1	1- 1
0- 7	0- 0		0- 2		AWAY		0- 1		0- 0	0- 4
0- 1	0- 0		0- 0		NEUTRAL		0- 0		0- 0	0- 1
7- 3	0- 0		0- 0		CONFERENCE		0- 0		0- 0	7- 3
5- 1	0- 0		0- 0		HOME		0- 0		0- 0	5- 1
2- 2	0- 0		0- 0		AWAY		0- 0		0- 0	2- 2
0- 0	0- 0		0- 0		NEUTRAL		0- 0		0- 0	0- 0

RPI 1-25				RPI 26-50				RPI 51-100				RPI 101+				Team's RPI: 300	
RPI	S	Opponent	Score	RPI	S	Opponent	Score	RPI	S	Opponent	Score	RPI	S	Opponent	Score		
				36	A	Syracuse	63 95	89	A	New Hampshire	52 56	133	H	Hartford	58 68		
				43	A	Virginia Tech	47 81					165	A	Boston College	46 66		
												183	A	Seton Hall	70 78		
												202	H	Sacred Heart	67 50		
												206	A	Dartmouth	51 61		
												220	A	Saint Francis (PA)	81 87		
												225	N	San Diego St.	62 80		
												230	A	Robert Morris	46 55		
												242	H	Stony Brook	59 64		
												274	A	Massachusetts	37 76		
												280	H	Vermont	78 76		
												295	H	Bryant	53 52		
												321	A	St. Francis Brooklyn	61 53		
												325	H	Mt. St. Mary's	68 58		
												332	A	LIU Brooklyn	76 71		
												332	H	LIU Brooklyn	62 68		
												344	H	Fairleigh Dickinson	68 49		
												345	H	Wagner	66 53		
LAST 12 Division I GAMES:																	
				332	H	LIU Brooklyn	62 68	325	H	Mt. St. Mary's	68 58						
				295	H	Bryant	53 52	202	H	Sacred Heart	67 50						
				230	A	Robert Morris	46 55	321	A	St. Francis Brooklyn	61 53						
				220	A	Saint Francis (PA)	81 87	345	H	Wagner	66 53						
				332	A	LIU Brooklyn	76 71	89	A	New Hampshire	52 56						
				344	H	Fairleigh Dickinson	68 49	165	A	Boston College	46 66						

Non-Div I Games:

Central Conn. St.

Loss, Non-Conf, S Site, H Home A Away N Neutral

CSU Bakersfield

Through Games Of Feb. 2, 2017

Average RPI Win:	290	WON-LOST	WINNING	LAST 10	STRENGTH OF	OPP. STRENGTH	TEAM	ADJ.	CONF.	ADJ CONF.
Average RPI Loss:	164	RECORD	PCT. RANK	GAMES	SCHEDULE	OF SCHEDULE	RPI	RPI	RPI	RPI
DIV. I ONLY	7- 11	229	6- 4	321	189	301	301	29	29	
DIV. I NON-CONF.	3- 9	275	2- 3	292	93	306	306	29	29	
TOTALS	RPI 1-25	RPI 26-50	W-L RECORDS	RPI 51-100	RPI 101-150	RPI 150+				
7- 11	0- 1	0- 1	OVERALL	0- 2	0- 0	7- 7				
5- 5	0- 1	0- 0	HOME	0- 1	0- 0	5- 3				
2- 6	0- 0	0- 1	AWAY	0- 1	0- 0	2- 4				
0- 0	0- 0	0- 0	NEUTRAL	0- 0	0- 0	0- 0				
3- 9	0- 1	0- 1	NON-CONFERENCE	0- 2	0- 0	3- 5				
2- 4	0- 1	0- 0	HOME	0- 1	0- 0	2- 2				
1- 5	0- 0	0- 1	AWAY	0- 1	0- 0	1- 3				
0- 0	0- 0	0- 0	NEUTRAL	0- 0	0- 0	0- 0				
4- 2	0- 0	0- 0	CONFERENCE	0- 0	0- 0	4- 2				
3- 1	0- 0	0- 0	HOME	0- 0	0- 0	3- 1				
1- 1	0- 0	0- 0	AWAY	0- 0	0- 0	1- 1				
0- 0	0- 0	0- 0	NEUTRAL	0- 0	0- 0	0- 0				

RPI	S	Opponent	Score	RPI	S	Opponent	Score	RPI	S	Opponent	Score	RPI	S	Opponent	Score	Team's RPI: 301
8	H	Stanford	56 77	38	A	Oregon	62 77	52	A	California	63 86	169	H	UC Riverside	66 71	
								67	H	South Dakota	60 75	179	H	New Mexico St.	55 64	
												207	A	Pacific	61 91	
												224	A	Seattle U	47 54	
												228	H	Hawaii	58 51	
												252	H	Cal Poly	57 49	
												260	H	UTRGV	74 46	
												262	H	Southern Utah	59 65	
												292	A	UTEP	61 74	
												303	A	Pepperdine	57 62	
												304	H	UMKC	52 33	
												327	A	UC Irvine	86 66	
												329	H	Chicago St.	83 48	
												330	A	Utah Valley	63 59	
LAST 12 Division I GAMES:																
304	H	UMKC	52 33	252	H	Cal Poly	57 49									
329	H	Chicago St.	83 48	292	A	UTEP	61 74									
330	A	Utah Valley	63 59	303	A	Pepperdine	57 62									
179	H	New Mexico St.	55 64	327	A	UC Irvine	86 66									
260	H	UTRGV	74 46	169	H	UC Riverside	66 71									
224	A	Seattle U	47 54	207	A	Pacific	61 91									

Non-Div I Games: Stanislaus St. 78 51 Fresno Pacific 84 61

CSU Bakersfield

Loss, Non-Conf, S Site, H Home A Away N Neutral

Average RPI Win:	321	WON-LOST	WINNING	LAST 10	STRENGTH OF	OPP. STRENGTH	TEAM	ADJ.	CONF.	ADJ CONF.
Average RPI Loss:	129	RECORD	PCT. RANK	GAMES	SCHEDULE	OF SCHEDULE	RPI	RPI	RPI	RPI
DIV. I ONLY	2- 18	337	1- 9	90	178	302	302	16	16	
DIV. I NON-CONF.	1- 10	325	1- 2	30	180	251	251	14	14	
TOTALS	RPI 1-25	RPI 26-50	W-L RECORDS	RPI 51-100	RPI 101-150	RPI 150+				
2- 18	0- 2	0- 1	OVERALL	0- 4	0- 3	2- 8				
2- 7	0- 1	0- 0	HOME	0- 1	0- 0	2- 5				
0- 9	0- 1	0- 1	AWAY	0- 2	0- 2	0- 3				
0- 2	0- 0	0- 0	NEUTRAL	0- 1	0- 1	0- 0				
1- 10	0- 2	0- 0	NON-CONFERENCE	0- 3	0- 3	1- 2				
1- 3	0- 1	0- 0	HOME	0- 1	0- 0	1- 1				
0- 5	0- 1	0- 0	AWAY	0- 1	0- 2	0- 1				
0- 2	0- 0	0- 0	NEUTRAL	0- 1	0- 1	0- 0				
1- 8	0- 0	0- 1	CONFERENCE	0- 1	0- 0	1- 6				
1- 4	0- 0	0- 0	HOME	0- 0	0- 0	1- 4				
0- 4	0- 0	0- 1	AWAY	0- 1	0- 0	0- 2				
0- 0	0- 0	0- 0	NEUTRAL	0- 0	0- 0	0- 0				

RPI	S	Opponent	Score	RPI	S	Opponent	Score	RPI	S	Opponent	Score	RPI	S	Opponent	Score	Team's RPI: 302
16	H	DePaul	46 107	33	A	Drake	46 89	54	A	UNI	30 68	122	N	Clemson	40 61	
19	A	Miami (FL)	43 81					80	A	Central Mich.	57 95	131	A	Pittsburgh	35 59	
								86	H	Northern Ill.	70 90	132	A	Lamar University	50 76	
								100	N	Troy	67 91	163	H	Missouri St.	32 60	
												164	H	Milwaukee	46 73	
												167	A	Western Mich.	53 65	
												171	H	Wichita St.	64 83	
												187	H	Indiana St.	38 48	
												200	A	Southern Ill.	57 73	
												227	H	Bradley	53 60	
												278	A	Evansville	36 67	
												313	H	Illinois St.	64 61	
												329	H	Chicago St.	59 54	
LAST 12 Division I GAMES:																
171	H	Wichita St.	64 83	313	H	Illinois St.	64 61									
163	H	Missouri St.	32 60	278	A	Evansville	36 67									
54	A	UNI	30 68	200	A	Southern Ill.	57 73									
33	A	Drake	46 89	132	A	Lamar University	50 76									
187	H	Indiana St.	38 48	16	H	DePaul	46 107									
227	H	Bradley	53 60	329	H	Chicago St.	59 54									

Non-Div I Games:

Loyola Chicago

■ Loss,
■ Non-Conf, S Site,
■ Home
■ Away
N Neutral

Pepperdine

Through Games Of Feb. 2, 2017

Average RPI Win: 218	WON-LOST	WINNING	LAST 10	STRENGTH OF	OPP. STRENGTH	TEAM	ADJ.	CONF.	ADJ CONF.
Average RPI Loss: 185	RECORD	PCT. RANK	GAMES	SCHEDULE	OF SCHEDULE	RPI	RPI	RPI	RPI
DIV. I ONLY	6- 16	288	3- 7	241	225	303	303	14	14
DIV. I NON-CONF.	2- 9	293	1- 0	286	313	331	331	12	12
TOTALS	RPI 1-25	RPI 26-50	W-L RECORDS	RPI 51-100	RPI 101-150	RPI 150+			
6- 16	0- 1	0- 0	OVERALL	1- 4	0- 2	5- 9			
4- 7	0- 1	0- 0	HOME	1- 3	0- 1	3- 2			
2- 9	0- 0	0- 0	AWAY	0- 1	0- 1	2- 7			
0- 0	0- 0	0- 0	NEUTRAL	0- 0	0- 0	0- 0			
2- 9	0- 1	0- 0	NON-CONFERENCE	0- 2	0- 0	2- 6			
1- 4	0- 1	0- 0	HOME	0- 2	0- 0	1- 1			
1- 5	0- 0	0- 0	AWAY	0- 0	0- 0	1- 5			
0- 0	0- 0	0- 0	NEUTRAL	0- 0	0- 0	0- 0			
4- 7	0- 0	0- 0	CONFERENCE	1- 2	0- 2	3- 3			
3- 3	0- 0	0- 0	HOME	1- 1	0- 1	2- 1			
1- 4	0- 0	0- 0	AWAY	0- 1	0- 1	1- 2			
0- 0	0- 0	0- 0	NEUTRAL	0- 0	0- 0	0- 0			

RPI 1-25				RPI 26-50				RPI 51-100				RPI 101+ Team's RPI: 303			
RPI	S	Opponent	Score	RPI	S	Opponent	Score	RPI	S	Opponent	Score	RPI	S	Opponent	Score
12	H	Duke	65 99					77	H	UNLV	61 68	127	H	St. Mary's (CA)	60 81
								81	A	Gonzaga	61 83	146	A	Santa Clara	40 61
								81	H	Gonzaga	79 69	161	H	San Francisco	81 59
								96	H	Long Beach St.	41 44	179	A	New Mexico St.	66 75
								99	H	BYU	47 73	197	A	Loyola Marymount	60 72
												207	H	Pacific	59 58
												218	A	San Diego	55 42
												236	A	UC Santa Barbara	57 66
												252	A	Cal Poly	52 62
												269	A	Portland	55 75
												269	H	Portland	61 71
												286	H	Nevada	60 69
												296	A	Denver	67 75
												301	H	CSU Bakersfield	62 57
												330	A	Utah Valley	65 72
												338	A	Cal St. Fullerton	69 58
LAST 12 Division I GAMES:															
161	H	San Francisco	81 59	207	H	Pacific	59 58								
81	A	Gonzaga	61 83	218	A	San Diego	55 42								
269	A	Portland	55 75	197	A	Loyola Marymount	60 72								
127	H	St. Mary's (CA)	60 81	269	H	Portland	61 71								
99	H	BYU	47 73	81	H	Gonzaga	79 69								
146	A	Santa Clara	40 61	301	H	CSU Bakersfield	62 57								

Non-Div I Games:

Pepperdine

Loss, Non-Conf, S Site, H Home A Away N Neutral

Average RPI Win:	241	WON-LOST	WINNING	LAST 10	STRENGTH OF	OPP. STRENGTH	TEAM	ADJ.	CONF.	ADJ CONF.
Average RPI Loss:	186	RECORD	PCT. RANK	GAMES	SCHEDULE	OF SCHEDULE	RPI	RPI	RPI	RPI
DIV. I ONLY	4- 14	311	1- 9	183	331	304	304	29	29	
DIV. I NON-CONF.	3- 8	262	0- 5	171	289	273	273	29	29	
TOTALS	RPI 1-25	RPI 26-50	W-L RECORDS	RPI 51-100	RPI 101-150	RPI 150+				
4- 14	0- 0	0- 0	OVERALL	0- 2	1- 1	3- 11				
2- 8	0- 0	0- 0	HOME	0- 2	0- 1	2- 5				
2- 6	0- 0	0- 0	AWAY	0- 0	1- 0	1- 6				
0- 0	0- 0	0- 0	NEUTRAL	0- 0	0- 0	0- 0				
3- 8	0- 0	0- 0	NON-CONFERENCE	0- 2	1- 1	2- 5				
1- 6	0- 0	0- 0	HOME	0- 2	0- 1	1- 3				
2- 2	0- 0	0- 0	AWAY	0- 0	1- 0	1- 2				
0- 0	0- 0	0- 0	NEUTRAL	0- 0	0- 0	0- 0				
1- 6	0- 0	0- 0	CONFERENCE	0- 0	0- 0	1- 6				
1- 2	0- 0	0- 0	HOME	0- 0	0- 0	1- 2				
0- 4	0- 0	0- 0	AWAY	0- 0	0- 0	0- 4				
0- 0	0- 0	0- 0	NEUTRAL	0- 0	0- 0	0- 0				

RPI 1-25			RPI 26-50			RPI 51-100			RPI 101+			Team's RPI: 304
RPI	S	Opponent	Score	RPI	S	Opponent	Score	RPI	S	Opponent	Score	
						86	H Northern Ill.	75	86	114	A Abilene Christian	71 68
						93	H Western Ill.	65	78	140	H Tulsa	70 80
										158	A La Salle	59 64
										162	H Omaha	57 80
										167	H Western Mich.	54 66
										171	A Wichita St.	56 54
										179	A New Mexico St.	72 78
										179	H New Mexico St.	43 60
										200	H Southern Ill.	69 77
										214	A Grand Canyon	64 75
										224	H Seattle U	65 75
										242	A Stony Brook	55 57
										260	A UTRGV	39 74
										301	A CSU Bakersfield	33 52
										330	H Utah Valley	66 63
										348	H Morgan St.	64 56
LAST 12 Division I GAMES:												
301	A	CSU Bakersfield	33	52	179	A	New Mexico St.	72	78			
214	A	Grand Canyon	64	75	242	A	Stony Brook	55	57			
179	H	New Mexico St.	43	60	158	A	La Salle	59	64			
330	H	Utah Valley	66	63	86	H	Northern Ill.	75	86			
224	H	Seattle U	65	75	200	H	Southern Ill.	69	77			
260	A	UTRGV	39	74	162	H	Omaha	57	80			

Non-Div I Games: Cent. Christian (KS111 43 Mo.-St. Louis 60 45

UMKC

Loss, Non-Conf, S Site, H Home A Away N Neutral

Average RPI Win:	287	WON-LOST	WINNING	LAST 10	STRENGTH OF	OPP. STRENGTH	TEAM	ADJ.	CONF.	ADJ CONF.
Average RPI Loss:	205	RECORD	PCT. RANK	GAMES	SCHEDULE	OF SCHEDULE	RPI	RPI	RPI	RPI
DIV. I ONLY	5- 15	293	3- 7	236	343	305	305	26	26	
DIV. I NON-CONF.	2- 8	288	0- 2	228	346	299	299	26	26	
TOTALS	RPI 1-25	RPI 26-50	W-L RECORDS	RPI 51-100	RPI 101-150	RPI 150+				
5- 15	0- 0	0- 0	OVERALL	0- 2	0- 2	5- 11				
2- 6	0- 0	0- 0	HOME	0- 1	0- 1	2- 4				
3- 9	0- 0	0- 0	AWAY	0- 1	0- 1	3- 7				
0- 0	0- 0	0- 0	NEUTRAL	0- 0	0- 0	0- 0				
2- 8	0- 0	0- 0	NON-CONFERENCE	0- 1	0- 2	2- 5				
0- 3	0- 0	0- 0	HOME	0- 0	0- 1	0- 2				
2- 5	0- 0	0- 0	AWAY	0- 1	0- 1	2- 3				
0- 0	0- 0	0- 0	NEUTRAL	0- 0	0- 0	0- 0				
3- 7	0- 0	0- 0	CONFERENCE	0- 1	0- 0	3- 6				
2- 3	0- 0	0- 0	HOME	0- 1	0- 0	2- 2				
1- 4	0- 0	0- 0	AWAY	0- 0	0- 0	1- 4				
0- 0	0- 0	0- 0	NEUTRAL	0- 0	0- 0	0- 0				

RPI 1-25				RPI 26-50				RPI 51-100				RPI 101+				Team's RPI: 305	
RPI	S	Opponent	Score	RPI	S	Opponent	Score	RPI	S	Opponent	Score	RPI	S	Opponent	Score		
								78	H	Belmont	58	77	138	H	Wright St.	61	71
								93	A	Western Ill.	62	83	139	A	Stetson	55	72
												156	A	Cincinnati	64	78	
												187	H	Indiana St.	61	88	
												193	H	Cleveland St.	56	66	
												194	A	Morehead St.	62	66	
												211	H	SIUE	59	75	
												233	A	Tennessee St.	58	69	
												247	A	Murray St.	74	92	
												254	H	Austin Peay	59	69	
												263	H	Jacksonville St.	71	67	
												265	H	UT Martin	80	70	
												278	A	Evansville	73	63	
												285	A	Southeast Mo. St.	71	62	
												311	A	Eastern Ky.	85	88	
												313	A	Illinois St.	49	60	
												322	A	Valparaiso	68	73	
												346	A	Florida A&M	66	50	
LAST 12 Division I GAMES:																	
233	A	Tennessee St.	58	69	311	A	Eastern Ky.	85	88								
211	H	SIUE	59	75	194	A	Morehead St.	62	66								
285	A	Southeast Mo. St.	71	62	263	H	Jacksonville St.	71	67								
265	H	UT Martin	80	70	78	H	Belmont	58	77								
254	H	Austin Peay	59	69	156	A	Cincinnati	64	78								
247	A	Murray St.	74	92	93	A	Western Ill.	62	83								

Non-Div I Games: Ill.-Springfield 74 60 Millikin 97 54

Eastern Ill.

■ Loss,
■ Non-Conf, S Site,
■ Home
■ Away
N Neutral

Saint Peter's

Through Games Of Feb. 2, 2017

Average RPI Win:	268	WON-LOST	WINNING	LAST 10	STRENGTH OF	OPP. STRENGTH	TEAM	ADJ.	CONF.	ADJ CONF.
Average RPI Loss:	157	RECORD	PCT. RANK	GAMES	SCHEDULE	OF SCHEDULE	RPI	RPI	RPI	RPI
DIV. I ONLY	3- 18	329	1- 9	151	224	306	306	17	17	
DIV. I NON-CONF.	1- 8	314	1- 1	122	245	302	302	16	16	
TOTALS	RPI 1-25	RPI 26-50	W-L RECORDS	RPI 51-100	RPI 101-150	RPI 150+				
3- 18	0- 2	0- 0	OVERALL	0- 3	0- 4	3- 9				
2- 5	0- 0	0- 0	HOME	0- 1	0- 1	2- 3				
1- 10	0- 0	0- 0	AWAY	0- 0	0- 0	1- 1				
0- 3	0- 0	0- 0	NEUTRAL	0- 0	0- 2	0- 1				
1- 8	0- 2	0- 0	NON-CONFERENCE	0- 1	0- 2	1- 3				
1- 0	0- 0	0- 0	HOME	0- 0	0- 0	1- 0				
0- 5	0- 2	0- 0	AWAY	0- 1	0- 0	0- 2				
0- 3	0- 0	0- 0	NEUTRAL	0- 0	0- 2	0- 1				
2- 10	0- 0	0- 0	CONFERENCE	0- 2	0- 2	2- 6				
1- 5	0- 0	0- 0	HOME	0- 1	0- 1	1- 3				
1- 5	0- 0	0- 0	AWAY	0- 1	0- 1	1- 3				
0- 0	0- 0	0- 0	NEUTRAL	0- 0	0- 0	0- 0				

RPI 1-25				RPI 26-50				RPI 51-100				RPI 101+ Team's RPI: 306			
RPI	S	Opponent	Score	RPI	S	Opponent	Score	RPI	S	Opponent	Score	RPI	S	Opponent	Score
3	A	South Carolina	38 93					55	A	Quinnipiac	47 82	118	N	Maine	43 59
18	A	Maryland	49 101					55	H	Quinnipiac	51 84	129	A	Rider	46 47
								98	A	Penn St.	50 106	129	H	Rider	43 56
												141	N	Hampton	42 71
												151	H	Iona	58 66
												188	A	Brown	71 80
												191	A	Siena	55 80
												222	H	Niagara	78 66
												235	A	Monmouth	59 76
												237	A	Marist	73 69
												238	H	Canisius	54 59
												251	A	Manhattan	44 57
												251	H	Manhattan	65 69
												256	N	Bowling Green	68 73
												321	A	St. Francis Brooklyn	52 58
												344	H	Fairleigh Dickinson	65 43
LAST 12 Division I GAMES:															
251	A	Manhattan	44 57	235	A	Monmouth	59 76								
129	A	Rider	46 47	151	H	Iona	58 66								
251	H	Manhattan	65 69	55	A	Quinnipiac	47 82								
129	H	Rider	43 56	222	H	Niagara	78 66								
191	A	Siena	55 80	188	A	Brown	71 80								
238	H	Canisius	54 59	344	H	Fairleigh Dickinson	65 43								

Non-Div I Games:

Saint Peter's

■ Loss,
 ■ Non-Conf,
 ■ S Site,
 ■ Home
 ■ A Away
 N Neutral

Average RPI Win:	298	WON-LOST	WINNING	LAST 10	STRENGTH OF	OPP. STRENGTH	TEAM	ADJ.	CONF.	ADJ CONF.
Average RPI Loss:	203	RECORD	PCT. RANK	GAMES	SCHEDULE	OF SCHEDULE	RPI	RPI	RPI	RPI
DIV. I ONLY	8- 13	233	5- 5	330	327	307	307	27	27	
DIV. I NON-CONF.	3- 8	262	0- 2	291	338	305	305	27	27	
TOTALS	RPI 1-25	RPI 26-50	W-L RECORDS	RPI 51-100	RPI 101-150	RPI 150+				
8- 13	0- 0	0- 0	OVERALL	0- 3	1- 2	7- 8				
5- 3	0- 0	0- 0	HOME	0- 1	1- 1	4- 1				
3- 9	0- 0	0- 0	AWAY	0- 0	0- 0	3- 1				
0- 1	0- 0	0- 0	NEUTRAL	0- 0	0- 0	0- 1				
3- 8	0- 0	0- 0	NON-CONFERENCE	0- 3	0- 0	3- 5				
2- 1	0- 0	0- 0	HOME	0- 1	0- 0	2- 0				
1- 6	0- 0	0- 0	AWAY	0- 2	0- 0	1- 4				
0- 1	0- 0	0- 0	NEUTRAL	0- 0	0- 0	0- 1				
5- 5	0- 0	0- 0	CONFERENCE	0- 0	1- 2	4- 3				
3- 2	0- 0	0- 0	HOME	0- 0	1- 1	2- 1				
2- 3	0- 0	0- 0	AWAY	0- 0	0- 1	2- 2				
0- 0	0- 0	0- 0	NEUTRAL	0- 0	0- 0	0- 0				

RPI 1-25			RPI 26-50			RPI 51-100			RPI 101+			Team's RPI: 307
RPI	S	Opponent	Score	RPI	S	Opponent	Score	RPI	S	Opponent	Score	
						81 Gonzaga	46 78	101 SFA			55 80	
						97 Jacksonville	71 76	114 Abilene Christian			73 89	
						100 Troy	75 100	132 Lamar University			78 67	
								173 Louisiana Tech			52 68	
								186 Memphis			62 73	
								263 Jacksonville St.			52 75	
								264 Grambling			71 60	
								287 N North Florida			74 77	
								288 A&M-Corpus Christi			60 65	
								288 A&M-Corpus Christi			74 54	
								289 Prairie View			67 69	
								320 Northwestern St.			58 75	
								331 La.-Monroe			73 54	
								335 Incarnate Word			52 78	
								336 Southeastern La.			76 60	
								339 Houston Baptist			76 57	
								343 Sam Houston St.			66 59	
								347 Jackson St.			83 76	
LAST 12 Division I GAMES:												
336 Southeastern La.			76 60	320 Northwestern St.			58 75					
288 A&M-Corpus Christi			60 65	343 Sam Houston St.			66 59					
339 Houston Baptist			76 57	288 A&M-Corpus Christi			74 54					
132 Lamar University			78 67	335 Incarnate Word			52 78					
114 Abilene Christian			73 89	186 Memphis			62 73					
101 SFA			55 80	263 Jacksonville St.			52 75					

Non-Div I Games:

Nicholls St.

Loss, Non-Conf, S Site, Home Away N Neutral

Average RPI Win:	279	WON-LOST	WINNING	LAST 10	STRENGTH OF	OPP. STRENGTH	TEAM	ADJ.	CONF.	ADJ CONF.
Average RPI Loss:	197	RECORD	PCT. RANK	GAMES	SCHEDULE	OF SCHEDULE	RPI	RPI	RPI	RPI
DIV. I ONLY	5- 13	284	5- 5	259	313	308	308	28	28	
DIV. I NON-CONF.	0- 9	335	0- 2	184	257	339	339	28	28	
TOTALS	RPI 1-25	RPI 26-50	W-L RECORDS	RPI 51-100	RPI 101-150	RPI 150+				
5- 13	0- 0	0- 1	OVERALL	0- 1	0- 3	5- 8				
3- 5	0- 0	0- 0	HOME	0- 1	0- 1	3- 3				
2- 8	0- 0	0- 0	AWAY	0- 0	0- 0	2- 0				
0- 0	0- 0	0- 0	NEUTRAL	0- 0	0- 0	0- 0				
0- 9	0- 0	0- 1	NON-CONFERENCE	0- 1	0- 2	0- 5				
0- 4	0- 0	0- 0	HOME	0- 1	0- 1	0- 2				
0- 5	0- 0	0- 1	AWAY	0- 0	0- 1	0- 3				
0- 0	0- 0	0- 0	NEUTRAL	0- 0	0- 0	0- 0				
5- 4	0- 0	0- 0	CONFERENCE	0- 0	0- 1	5- 3				
3- 1	0- 0	0- 0	HOME	0- 0	0- 0	3- 1				
2- 3	0- 0	0- 0	AWAY	0- 0	0- 1	2- 2				
0- 0	0- 0	0- 0	NEUTRAL	0- 0	0- 0	0- 0				

RPI 1-25			RPI 26-50			RPI 51-100			RPI 101+			Team's RPI: 308
RPI	S	Opponent	Score	RPI	S	Opponent	Score	RPI	S	Opponent	Score	
				49	A	West Virginia	59 82	61	H	Ohio	48 76	
								103	A	Ole Miss	62 73	
								123	A	Radford	56 59	
								139	H	Stetson	47 81	
								190	A	UAB	66 75	
								212	A	UNC Asheville	76 60	
								226	A	Campbell	33 58	
								240	H	Presbyterian	87 60	
								253	H	UNCG	67 69	
								267	H	Norfolk St.	60 63	
								275	A	Liberty	74 81	
								281	H	Gardner-Webb	71 69	
								284	H	Charleston So.	68 74	
								291	A	Davidson	72 82	
								297	A	Western Caro.	64 73	
								326	H	Winthrop	88 43	
								334	A	Longwood	80 49	
LAST 12 Division I GAMES:												
				334	A	Longwood	80 49	284	H	Charleston So.	68 74	
				240	H	Presbyterian	87 60	275	A	Liberty	74 81	
				226	A	Campbell	33 58	326	H	Winthrop	88 43	
				281	H	Gardner-Webb	71 69	253	H	UNCG	67 69	
				123	A	Radford	56 59	297	A	Western Caro.	64 73	
				212	A	UNC Asheville	76 60	291	A	Davidson	72 82	

Non-Div I Games: Spring Hill 74 58 Brevard 89 42

High Point

Loss, Non-Conf, S Site, H Home A Away N Neutral

Average RPI Win: 292	WON-LOST	WINNING	LAST 10	STRENGTH OF	OPP. STRENGTH	TEAM	ADJ.	CONF.	ADJ CONF.
Average RPI Loss: 176	RECORD	PCT. RANK	GAMES	SCHEDULE	OF SCHEDULE	RPI	RPI	RPI	RPI
DIV. I ONLY	6- 14	273	2- 8	254	297	309	309	23	23
DIV. I NON-CONF.	4- 6	209	0- 2	239	320	272	272	25	25
TOTALS	RPI 1-25	RPI 26-50	W-L RECORDS	RPI 51-100	RPI 101-150	RPI 150+			
6- 14	0- 0	0- 1	OVERALL	0- 2	0- 3	6- 8			
4- 7	0- 0	0- 1	HOME	0- 0	0- 2	4- 4			
2- 7	0- 0	0- 0	AWAY	0- 2	0- 1	2- 4			
0- 0	0- 0	0- 0	NEUTRAL	0- 0	0- 0	0- 0			
4- 6	0- 0	0- 0	NON-CONFERENCE	0- 2	0- 2	4- 2			
3- 3	0- 0	0- 0	HOME	0- 0	0- 1	3- 2			
1- 3	0- 0	0- 0	AWAY	0- 2	0- 1	1- 0			
0- 0	0- 0	0- 0	NEUTRAL	0- 0	0- 0	0- 0			
2- 8	0- 0	0- 1	CONFERENCE	0- 0	0- 1	2- 6			
1- 4	0- 0	0- 1	HOME	0- 0	0- 1	1- 2			
1- 4	0- 0	0- 0	AWAY	0- 0	0- 0	1- 4			
0- 0	0- 0	0- 0	NEUTRAL	0- 0	0- 0	0- 0			

RPI 1-25				RPI 26-50				RPI 51-100				RPI 101+				Team's RPI: 309	
RPI	S	Opponent	Score	RPI	S	Opponent	Score	RPI	S	Opponent	Score	RPI	S	Opponent	Score		
				47	H	Bucknell	58 77	52	A	California	63 96	106	H	Navy	64 66		
								64	A	Villanova	37 59	116	A	Duquesne	49 63		
												129	H	Rider	68 75		
												168	H	Army West Point	71 75		
												182	A	American	51 68		
												202	H	Sacred Heart	68 62		
												235	H	Monmouth	62 73		
												245	A	Loyola Maryland	58 62		
												245	H	Loyola Maryland	86 69		
												267	H	Norfolk St.	57 81		
												270	A	Boston U.	50 64		
												270	H	Boston U.	64 69		
												312	H	NJIT	84 52		
												314	A	Holy Cross	47 65		
												324	A	Lafayette	56 53		
												325	A	Mt. St. Mary's	74 57		
												341	H	Delaware St.	91 80		
LAST 12 Division I GAMES:																	
				245	H	Loyola Maryland	86 69	182	A	American	51 68						
				270	A	Boston U.	50 64	245	A	Loyola Maryland	58 62						
				324	A	Lafayette	56 53	270	H	Boston U.	64 69						
				106	H	Navy	64 66	168	H	Army West Point	71 75						
				314	A	Holy Cross	47 65	52	A	California	63 96						
				47	H	Bucknell	58 77	129	H	Rider	68 75						

Non-Div I Games: East Stroudsburg 78 72

Lehigh

■ Loss,
 ■ Non-Conf,
 ■ S Site,
 ■ H Home
 ■ A Away
 N Neutral

Average RPI Win:	293	WON-LOST	WINNING	LAST 10	STRENGTH OF	OPP. STRENGTH	TEAM	ADJ.	CONF.	ADJ CONF.
Average RPI Loss:	187	RECORD	PCT. RANK	GAMES	SCHEDULE	OF SCHEDULE	RPI	RPI	RPI	RPI
DIV. I ONLY	5- 14	289	3- 7	265	297	310	310	24	24	
DIV. I NON-CONF.	4- 8	230	3- 2	260	325	278	278	24	24	
TOTALS	RPI 1-25	RPI 26-50	W-L RECORDS	RPI 51-100	RPI 101-150	RPI 150+				
5- 14	0- 0	0- 1	OVERALL	0- 3	0- 2	5- 8				
2- 7	0- 0	0- 0	HOME	0- 1	0- 1	2- 5				
3- 7	0- 0	0- 1	AWAY	0- 2	0- 1	3- 3				
0- 0	0- 0	0- 0	NEUTRAL	0- 0	0- 0	0- 0				
4- 8	0- 0	0- 1	NON-CONFERENCE	0- 1	0- 1	4- 5				
1- 4	0- 0	0- 0	HOME	0- 0	0- 1	1- 3				
3- 4	0- 0	0- 1	AWAY	0- 1	0- 0	3- 2				
0- 0	0- 0	0- 0	NEUTRAL	0- 0	0- 0	0- 0				
1- 6	0- 0	0- 0	CONFERENCE	0- 2	0- 1	1- 3				
1- 3	0- 0	0- 0	HOME	0- 1	0- 0	1- 2				
0- 3	0- 0	0- 0	AWAY	0- 1	0- 1	0- 1				
0- 0	0- 0	0- 0	NEUTRAL	0- 0	0- 0	0- 0				

RPI 1-25				RPI 26-50				RPI 51-100				RPI 101+				Team's RPI: 310	
RPI	S	Opponent	Score	RPI	S	Opponent	Score	RPI	S	Opponent	Score	RPI	S	Opponent	Score		
				49	A	West Virginia	33 91	88	A	FGCU	43 93	130	H	William & Mary	46 49		
								94	A	Purdue	41 71	139	A	Stetson	68 80		
								97	H	Jacksonville	47 65	181	A	Illinois	57 77		
												212	H	UNC Asheville	59 70		
												226	H	Campbell	41 56		
												229	H	UMES	76 63		
												240	A	Presbyterian	55 48		
												248	A	Furman	37 57		
												281	H	Gardner-Webb	53 57		
												283	A	Lipscomb	77 84		
												287	H	North Florida	67 78		
												299	H	Kennesaw St.	71 79		
												312	H	NJIT	75 58		
												340	A	South Carolina St.	73 67		
												342	A	N.C. Central	68 58		
LAST 12 Division I GAMES:																	
				283	A	Lipscomb	77 84	312	H	NJIT	75 58						
				299	H	Kennesaw St.	71 79	342	A	N.C. Central	68 58						
				88	A	FGCU	43 93	229	H	UMES	76 63						
				139	A	Stetson	68 80	212	H	UNC Asheville	59 70						
				287	H	North Florida	67 78	226	H	Campbell	41 56						
				97	H	Jacksonville	47 65	340	A	South Carolina St.	73 67						

Non-Div I Games: Bob Jones 92 50 Converse 93 35 Warren Wilson 91 53

USC Upstate

Loss, Non-Conf, S Site, H Home A Away N Neutral

Average RPI Win:	270	WON-LOST	WINNING	LAST 10	STRENGTH OF	OPP. STRENGTH	TEAM	ADJ.	CONF.	ADJ CONF.
Average RPI Loss:	192	RECORD	PCT. RANK	GAMES	SCHEDULE	OF SCHEDULE	RPI	RPI	RPI	RPI
DIV. I ONLY	7- 14	261	5- 5	291	299	311	311	26	26	
DIV. I NON-CONF.	2- 10	305	0- 3	312	291	342	342	26	26	
TOTALS	RPI 1-25	RPI 26-50	W-L RECORDS	RPI 51-100	RPI 101-150	RPI 150+				
7- 14	0- 0	0- 0	OVERALL	0- 2	0- 3	7- 9				
5- 4	0- 0	0- 0	HOME	0- 1	0- 0	5- 3				
1- 7	0- 0	0- 0	AWAY	0- 1	0- 3	1- 3				
1- 3	0- 0	0- 0	NEUTRAL	0- 0	0- 0	1- 3				
2- 10	0- 0	0- 0	NON-CONFERENCE	0- 1	0- 3	2- 6				
1- 3	0- 0	0- 0	HOME	0- 1	0- 0	1- 2				
0- 4	0- 0	0- 0	AWAY	0- 0	0- 3	0- 1				
1- 3	0- 0	0- 0	NEUTRAL	0- 0	0- 0	1- 3				
5- 4	0- 0	0- 0	CONFERENCE	0- 1	0- 0	5- 3				
4- 1	0- 0	0- 0	HOME	0- 0	0- 0	4- 1				
1- 3	0- 0	0- 0	AWAY	0- 1	0- 0	1- 2				
0- 0	0- 0	0- 0	NEUTRAL	0- 0	0- 0	0- 0				

RPI S	Opponent	Score	RPI S	Opponent	Score	RPI S	Opponent	Score	RPI S	Opponent	Score	Team's RPI: 311
						78	A Belmont	58 74	111	A Saint Louis	51 78	
						90	H Western Ky.	63 90	112	A Kent St.	67 80	
									138	A Wright St.	73 85	
									167	N Western Mich.	59 74	
									189	H Akron	57 63	
									194	A Morehead St.	54 80	
									211	H SIUE	75 63	
									215	N Miami (OH)	54 65	
									233	H Tennessee St.	66 62	
									253	A UNCG	66 81	
									254	H Austin Peay	80 71	
									256	H Bowling Green	57 55	
									257	A Tennessee Tech	51 53	
									263	H Jacksonville St.	49 54	
									285	A Southeast Mo. St.	74 63	
									297	H Western Caro.	61 72	
									305	H Eastern Ill.	88 85	
									317	N Fort Wayne	59 68	
									348	N Morgan St.	66 58	
LAST 12 Division I GAMES:												
254	H	Austin Peay	80	71	305	H	Eastern Ill.	88	85			
257	A	Tennessee Tech	51	53	211	H	SIUE	75	63			
263	H	Jacksonville St.	49	54	285	A	Southeast Mo. St.	74	63			
194	A	Morehead St.	54	80	253	A	UNCG	66	81			
233	H	Tennessee St.	66	62	317	N	Fort Wayne	59	68			
78	A	Belmont	58	74	215	N	Miami (OH)	54	65			

Non-Div I Games: Ohio Valley 88 30

Eastern Ky.

■ Loss,
 ■ Non-Conf,
 ■ S Site,
 ■ H Home
 ■ A Away
 N Neutral

Average RPI Win:	308	WON-LOST	WINNING	LAST 10	STRENGTH OF	OPP. STRENGTH	TEAM	ADJ.	CONF.	ADJ CONF.
Average RPI Loss:	186	RECORD	PCT. RANK	GAMES	SCHEDULE	OF SCHEDULE	RPI	RPI	RPI	RPI
DIV. I ONLY	7- 13	252	3- 6	326	284	312	312	24	24	
DIV. I NON-CONF.	5- 8	218	2- 2	337	321	308	308	24	24	
TOTALS	RPI 1-25	RPI 26-50	W-L RECORDS	RPI 51-100	RPI 101-150	RPI 150+				
7- 13	0- 1	0- 1	OVERALL	0- 2	0- 3	7- 6				
4- 4	0- 0	0- 0	HOME	0- 1	0- 1	4- 2				
2- 9	0- 1	0- 1	AWAY	0- 1	0- 2	2- 4				
1- 0	0- 0	0- 0	NEUTRAL	0- 0	0- 0	1- 0				
5- 8	0- 1	0- 1	NON-CONFERENCE	0- 0	0- 2	5- 4				
2- 3	0- 0	0- 0	HOME	0- 0	0- 1	2- 2				
2- 5	0- 1	0- 1	AWAY	0- 0	0- 1	2- 2				
1- 0	0- 0	0- 0	NEUTRAL	0- 0	0- 0	1- 0				
2- 5	0- 0	0- 0	CONFERENCE	0- 2	0- 1	2- 2				
2- 1	0- 0	0- 0	HOME	0- 1	0- 0	2- 0				
0- 4	0- 0	0- 0	AWAY	0- 1	0- 1	0- 2				
0- 0	0- 0	0- 0	NEUTRAL	0- 0	0- 0	0- 0				

RPI 1-25				RPI 26-50				RPI 51-100				RPI 101+ Team's RPI: 312			
RPI	S	Opponent	Score	RPI	S	Opponent	Score	RPI	S	Opponent	Score	RPI	S	Opponent	Score
21	A	Harvard	38 59	47	A	Bucknell	36 67	88	A	FGCU	53 73	137	A	Saint Joseph's	36 75
								97	H	Jacksonville	56 75	139	A	Stetson	43 77
												147	H	Columbia	51 65
												196	H	Binghamton	44 68
												239	H	Howard	70 55
												280	A	Vermont	42 64
												283	H	Lipscomb	76 68
												287	H	North Florida	64 62
												299	A	Kennesaw St.	64 75
												309	A	Lehigh	52 84
												310	A	USC Upstate	58 75
												329	A	Chicago St.	57 42
												332	N	LIU Brooklyn	50 48
												341	A	Delaware St.	57 43
												344	H	Fairleigh Dickinson	61 66
												345	H	Wagner	68 45
LAST 12 Division I GAMES:															
299	A	Kennesaw St.	64 75	310	A	USC Upstate	58 75	147	H	Columbia	51 65				
283	H	Lipscomb	76 68					329	A	Chicago St.	57 42				
139	A	Stetson	43 77					239	H	Howard	70 55				
88	A	FGCU	53 73					137	A	Saint Joseph's	36 75				
97	H	Jacksonville	56 75					341	A	Delaware St.	57 43				
287	H	North Florida	64 62												

Non-Div I Games: St. Joseph's (Brkln87 53 Rutgers-Newark 83 52

NJIT

Loss, Non-Conf, S Site, H Home A Away N Neutral

THROUGH GAMES OF FEB. 17, 1917.				THROUGH GAMES OF FEB. 17, 1917.						
Average RPI Win:	290	WON-LOST	WINNING	LAST 10	STRENGTH OF	OPP. STRENGTH	TEAM	ADJ.	CONF.	ADJ CONF.
Average RPI Loss:	145	RECORD	PCT. RANK	GAMES	SCHEDULE	OF SCHEDULE	RPI	RPI	RPI	RPI
DIV. I ONLY	5- 15	293	2- 8	248	166	313	313	16	16	
DIV. I NON-CONF.	3- 8	262	0- 3	264	192	303	303	14	14	
TOTALS	RPI 1-25	RPI 26-50	W-L RECORDS	RPI 51-100	RPI 101-150	RPI 150+				
5- 15	0- 0	0- 2	OVERALL	0- 3	0- 2	5- 8				
4- 7	0- 0	0- 1	HOME	0- 1	0- 2	4- 3				
1- 8	0- 0	0- 1	AWAY	0- 2	0- 0	1- 5				
0- 0	0- 0	0- 0	NEUTRAL	0- 0	0- 0	0- 0				
3- 8	0- 0	0- 1	NON-CONFERENCE	0- 2	0- 2	3- 3				
2- 4	0- 0	0- 0	HOME	0- 0	0- 2	2- 2				
1- 4	0- 0	0- 1	AWAY	0- 2	0- 0	1- 1				
0- 0	0- 0	0- 0	NEUTRAL	0- 0	0- 0	0- 0				
2- 7	0- 0	0- 1	CONFERENCE	0- 1	0- 0	2- 5				
2- 3	0- 0	0- 1	HOME	0- 1	0- 0	2- 1				
0- 4	0- 0	0- 0	AWAY	0- 0	0- 0	0- 4				
0- 0	0- 0	0- 0	NEUTRAL	0- 0	0- 0	0- 0				

RPI 1-25				RPI 26-50				RPI 51-100				RPI 101+				Team's RPI: 313	
RPI	S	Opponent	Score	RPI	S	Opponent	Score	RPI	S	Opponent	Score	RPI	S	Opponent	Score		
				26	A	Arizona St.	40 76	54	H	UNI	40 78	134	H	Yale	45 59		
				33	H	Drake	36 87	86	A	Northern Ill.	66 108	144	H	George Mason	46 72		
								93	A	Western Ill.	50 80	163	A	Missouri St.	60 65		
												164	H	Milwaukee	60 68		
												171	A	Wichita St.	45 67		
												187	A	Indiana St.	49 63		
												200	H	Southern Ill.	56 63		
												205	H	Wisconsin	46 64		
												211	A	SIUE	80 92		
												227	H	Bradley	71 63		
												278	H	Evansville	71 58		
												302	A	Loyola Chicago	61 64		
												305	H	Eastern Ill.	60 49		
												318	A	Ill.-Chicago	59 52		
												322	H	Valparaiso	77 56		
LAST 12 Division I GAMES:																	
				200	H	Southern Ill.	56 63	187	A	Indiana St.	49 63						
				278	H	Evansville	71 58	302	A	Loyola Chicago	61 64						
				171	A	Wichita St.	45 67	227	H	Bradley	71 63						
				163	A	Missouri St.	60 65	211	A	SIUE	80 92						
				33	H	Drake	36 87	93	A	Western Ill.	50 80						
				54	H	UNI	40 78	144	H	George Mason	46 72						

Non-Div I Games:

Illinois St.

■ Loss, ■ Non-Conf, S Site, H Home A Away N Neutral

Holy Cross

Through Games Of Feb. 2, 2017

Average RPI Win:	278	WON-LOST	WINNING	LAST 10	STRENGTH OF	OPP. STRENGTH	TEAM	ADJ.	CONF.	ADJ CONF.
Average RPI Loss:	178	RECORD	PCT. RANK	GAMES	SCHEDULE	OF SCHEDULE	RPI	RPI	RPI	RPI
DIV. I ONLY	5- 16	302	3- 7	256	260	314	314	23	23	
DIV. I NON-CONF.	2- 9	293	0- 2	289	250	336	336	25	25	
TOTALS	RPI 1-25	RPI 26-50	W-L RECORDS	RPI 51-100	RPI 101-150	RPI 150+				
5- 16	0- 0	0- 2	OVERALL	0- 2	0- 3	5- 9				
3- 7	0- 0	0- 0	HOME	0- 2	0- 2	3- 3				
2- 9	0- 0	0- 2	AWAY	0- 0	0- 1	2- 6				
0- 0	0- 0	0- 0	NEUTRAL	0- 0	0- 0	0- 0				
2- 9	0- 0	0- 1	NON-CONFERENCE	0- 2	0- 1	2- 5				
2- 3	0- 0	0- 0	HOME	0- 2	0- 1	2- 0				
0- 6	0- 0	0- 1	AWAY	0- 0	0- 0	0- 5				
0- 0	0- 0	0- 0	NEUTRAL	0- 0	0- 0	0- 0				
3- 7	0- 0	0- 1	CONFERENCE	0- 0	0- 2	3- 4				
1- 4	0- 0	0- 0	HOME	0- 0	0- 1	1- 3				
2- 3	0- 0	0- 1	AWAY	0- 0	0- 1	2- 1				
0- 0	0- 0	0- 0	NEUTRAL	0- 0	0- 0	0- 0				

RPI 1-25			RPI 26-50			RPI 51-100			RPI 101+ Team's RPI: 314		
RPI	S	Opponent	Score	RPI	S	Opponent	Score	RPI	S	Opponent	Score
26	A	Arizona St.	33 63	26	A	Arizona St.	33 63	55	H	Quinnipiac	55 78
47	A	Bucknell	48 77	47	A	Bucknell	48 77	98	H	Penn St.	48 84
LAST 12 Division I GAMES:											
268	A	Colgate	52 70	47	A	Bucknell	48 77	106	A	Navy	56 57
106	H	Navy	71 73	268	H	Colgate	54 62	106	H	Navy	71 73
182	A	American	61 60	106	A	Navy	56 57	134	H	Yale	70 71
168	H	Army West Point	59 67	270	H	Boston U.	49 66	168	H	Army West Point	59 67
309	H	Lehigh	65 47	26	A	Arizona St.	33 63	182	A	American	61 60
324	A	Lafayette	67 61	274	A	Massachusetts	66 69	206	A	Dartmouth	49 53
								237	H	Marist	50 46
								251	A	Manhattan	56 60
								268	A	Colgate	52 70
								268	H	Colgate	54 62
								270	H	Boston U.	49 66
								274	A	Massachusetts	66 69
								280	A	Vermont	52 63
								295	A	Bryant	74 76
								309	H	Lehigh	65 47
								324	A	Lafayette	67 61
								337	H	UMass Lowell	62 47

Non-Div I Games:

Holy Cross

■ Loss,
 ■ Non-Conf, S Site,
 ■ Home
 ■ Away
 N Neutral

Average RPI Win:	309	WON-LOST	WINNING	LAST 10	STRENGTH OF	OPP. STRENGTH	TEAM	ADJ.	CONF.	ADJ CONF.
Average RPI Loss:	186	RECORD	PCT. RANK	GAMES	SCHEDULE	OF SCHEDULE	RPI	RPI	RPI	RPI
DIV. I ONLY	5- 13	284	4- 6	289	326	315	315	30	30	
DIV. I NON-CONF.	1- 8	314	1- 2	117	243	287	287	30	30	
TOTALS	RPI 1-25	RPI 26-50	W-L RECORDS	RPI 51-100	RPI 101-150	RPI 150+				
5- 13	0- 1	0- 1	OVERALL	0- 0	0- 1	5- 10				
3- 3	0- 0	0- 0	HOME	0- 0	0- 0	3- 3				
1- 9	0- 1	0- 1	AWAY	0- 0	0- 1	1- 6				
1- 1	0- 0	0- 0	NEUTRAL	0- 0	0- 0	1- 1				
1- 8	0- 1	0- 1	NON-CONFERENCE	0- 0	0- 1	1- 5				
0- 1	0- 0	0- 0	HOME	0- 0	0- 0	0- 1				
0- 6	0- 1	0- 1	AWAY	0- 0	0- 1	0- 3				
1- 1	0- 0	0- 0	NEUTRAL	0- 0	0- 0	1- 1				
4- 5	0- 0	0- 0	CONFERENCE	0- 0	0- 0	4- 5				
3- 2	0- 0	0- 0	HOME	0- 0	0- 0	3- 2				
1- 3	0- 0	0- 0	AWAY	0- 0	0- 0	1- 3				
0- 0	0- 0	0- 0	NEUTRAL	0- 0	0- 0	0- 0				

RPI 1-25				RPI 26-50				RPI 51-100				RPI 101+ Team's RPI: 315			
RPI	S	Opponent	Score	RPI	S	Opponent	Score	RPI	S	Opponent	Score	RPI	S	Opponent	Score
6	A	Oregon St.	40 73	41	A	South Dakota St.	45 103					128	A	Ball St.	60 88
												156	A	Cincinnati	42 72
												174	A	Xavier	41 62
												181	A	Illinois	58 70
												199	H	Alabama St.	62 74
												213	H	Texas Southern	49 45
												219	A	Southern U.	50 67
												226	N	Campbell	31 51
												254	H	Austin Peay	55 69
												264	A	Grambling	54 56
												277	H	Mississippi Val.	63 73
												289	H	Prairie View	64 47
												298	A	Alcorn	48 70
												347	A	Jackson St.	78 71
												348	N	Morgan St.	53 44
												349	H	Alabama A&M	61 57
LAST 12 Division I GAMES:															
347	A	Jackson St.	78 71	349	H	Alabama A&M	61 57								
264	A	Grambling	54 56	199	H	Alabama St.	62 74								
289	H	Prairie View	64 47	277	H	Mississippi Val.	63 73								
213	H	Texas Southern	49 45	6	A	Oregon St.	40 73								
298	A	Alcorn	48 70	348	N	Morgan St.	53 44								
219	A	Southern U.	50 67	226	N	Campbell	31 51								

Non-Div I Games: Philander Smith 88 65 Tougaloo 71 60

Ark.-Pine Bluff

■ Loss,
 ■ Non-Conf, S Site,
 ■ Home
 ■ Away
 N Neutral

Average RPI Win:	300	WON-LOST	WINNING	LAST 10	STRENGTH OF	OPP. STRENGTH	TEAM	ADJ.	CONF.	ADJ CONF.
Average RPI Loss:	166	RECORD	PCT. RANK	GAMES	SCHEDULE	OF SCHEDULE	RPI	RPI	RPI	RPI
DIV. I ONLY	3- 16	324	1- 9	205	255	316	316	13	13	
DIV. I NON-CONF.	2- 8	288	1- 2	255	324	321	321	15	15	
TOTALS	RPI 1-25	RPI 26-50	W-L RECORDS	RPI 51-100	RPI 101-150	RPI 150+				
3- 16	0- 0	0- 0	OVERALL	0- 4	0- 3	3- 9				
1- 9	0- 0	0- 0	HOME	0- 3	0- 3	1- 3				
2- 7	0- 0	0- 0	AWAY	0- 1	0- 0	2- 6				
0- 0	0- 0	0- 0	NEUTRAL	0- 0	0- 0	0- 0				
2- 8	0- 0	0- 0	NON-CONFERENCE	0- 1	0- 3	2- 4				
1- 4	0- 0	0- 0	HOME	0- 0	0- 3	1- 1				
1- 4	0- 0	0- 0	AWAY	0- 1	0- 0	1- 3				
0- 0	0- 0	0- 0	NEUTRAL	0- 0	0- 0	0- 0				
1- 8	0- 0	0- 0	CONFERENCE	0- 3	0- 0	1- 5				
0- 5	0- 0	0- 0	HOME	0- 3	0- 0	0- 2				
1- 3	0- 0	0- 0	AWAY	0- 0	0- 0	1- 3				
0- 0	0- 0	0- 0	NEUTRAL	0- 0	0- 0	0- 0				

RPI 1-25			RPI 26-50			RPI 51-100			RPI 101+ Team's RPI: 316		
RPI	S	Opponent	Score	RPI	S	Opponent	Score	RPI	S	Opponent	Score
								76	H	Colorado St.	35 72
								77	H	UNLV	56 60
								79	A	Colorado	68 95
								95	H	Wyoming	54 66
								102	H	Northern Colo.	44 71
								106	H	Navy	46 64
								110	H	Vanderbilt	49 75
								168	A	Army West Point	47 75
								176	A	Fresno St.	40 63
								176	H	Fresno St.	56 72
								192	A	San Jose St.	74 86
								210	A	Utah St.	62 65
								225	A	San Diego St.	62 59
								243	H	Weber St.	61 76
								259	A	Eastern Mich.	44 65
								286	H	Nevada	51 56
								296	A	Denver	52 65
								330	H	Utah Valley	64 53
								344	A	Fairleigh Dickinson	56 48
LAST 12 Division I GAMES:											
176	H	Fresno St.	56 72	76	H	Colorado St.	35 72				
225	A	San Diego St.	62 59	210	A	Utah St.	62 65				
77	H	UNLV	56 60	95	H	Wyoming	54 66				
286	H	Nevada	51 56	259	A	Eastern Mich.	44 65				
192	A	San Jose St.	74 86	102	H	Northern Colo.	44 71				
176	A	Fresno St.	40 63	330	H	Utah Valley	64 53				

Non-Div I Games:

Air Force

■ Loss,
 ■ Non-Conf,
 ■ S Site,
 ■ H Home
 ■ A Away
 N Neutral

Average RPI Win:	264	WON-LOST	WINNING	LAST 10	STRENGTH OF	OPP. STRENGTH	TEAM	ADJ.	CONF.	ADJ CONF.
Average RPI Loss:	157	RECORD	PCT. RANK	GAMES	SCHEDULE	OF SCHEDULE	RPI	RPI	RPI	RPI
DIV. I ONLY	3- 17	327	2- 8	221	176	317	317	11	11	
DIV. I NON-CONF.	2- 9	293	1- 2	282	228	317	317	9	9	
TOTALS	RPI 1-25	RPI 26-50	W-L RECORDS	RPI 51-100	RPI 101-150	RPI 150+				
3- 17	0- 0	0- 1	OVERALL	0- 4	0- 4	3- 8				
1- 7	0- 0	0- 0	HOME	0- 3	0- 1	1- 3				
1- 9	0- 0	0- 1	AWAY	0- 1	0- 3	1- 4				
1- 1	0- 0	0- 0	NEUTRAL	0- 0	0- 0	1- 1				
2- 9	0- 0	0- 0	NON-CONFERENCE	0- 1	0- 2	2- 6				
0- 3	0- 0	0- 0	HOME	0- 1	0- 0	0- 2				
1- 5	0- 0	0- 0	AWAY	0- 0	0- 2	1- 3				
1- 1	0- 0	0- 0	NEUTRAL	0- 0	0- 0	1- 1				
1- 8	0- 0	0- 1	CONFERENCE	0- 3	0- 2	1- 2				
1- 4	0- 0	0- 0	HOME	0- 2	0- 1	1- 1				
0- 4	0- 0	0- 1	AWAY	0- 1	0- 1	0- 1				
0- 0	0- 0	0- 0	NEUTRAL	0- 0	0- 0	0- 0				

RPI S	Opponent	Score	RPI S	Opponent	Score	RPI S	Opponent	Score	RPI S	Opponent	Score	Team's RPI: 317
			41 A	South Dakota St.	51 73	67 A	South Dakota	59 87	112 A	Kent St.	55 66	
						68 H	IUPUI	48 62	138 A	Wright St.	51 62	
						78 H	Belmont	59 85	145 A	Oral Roberts	56 82	
						93 H	Western Ill.	53 75	145 H	Oral Roberts	59 75	
									162 H	Omaha	65 62	
									167 A	Western Mich.	35 61	
									175 H	Oakland	61 82	
									181 A	Illinois	33 56	
									215 N	Miami (OH)	47 69	
									223 A	Butler	64 70	
									249 H	Coastal Caro.	57 72	
									276 A	North Dakota St.	56 68	
									296 H	Denver	72 78	
									311 N	Eastern Ky.	68 59	
									318 A	Ill.-Chicago	61 55	
LAST 12 Division I GAMES:												
68 H	IUPUI	48 62	41 A	South Dakota St.	51 73	145 A	Oral Roberts	56 82				
162 H	Omaha	65 62	93 H	Western Ill.	53 75	311 N	Eastern Ky.	68 59				
145 H	Oral Roberts	59 75	67 A	South Dakota	59 87	138 A	Wright St.	51 62				
296 H	Denver	72 78	215 N	Miami (OH)	47 69							
276 A	North Dakota St.	56 68										

Non-Div I Games: Defiance

76 58

Trine

71

80

Fort Wayne

■ Loss,
 ■ Non-Conf,
 ■ S Site,
 ■ H Home
 ■ A Away
 N Neutral

DIV. I ONLY				Through Games of Feb. 17, 1917						
Average RPI Win:	281	WON-LOST	WINNING	LAST 10	STRENGTH OF	OPP. STRENGTH	TEAM	ADJ.	CONF.	ADJ CONF.
Average RPI Loss:	167	RECORD	PCT. RANK	GAMES	SCHEDULE	OF SCHEDULE	RPI	RPI	RPI	RPI
DIV. I ONLY	2- 18	337	1- 9	146	268	318	318	21	21	
DIV. I NON-CONF.	1- 8	314	0- 1	147	232	293	293	20	20	

TOTALS	RPI 1-25		RPI 26-50		W-L RECORDS		RPI 51-100		RPI 101-150	RPI 150+
2- 18	0- 0		0- 2		OVERALL		0- 4		0- 1	2- 11
1- 9	0- 0		0- 1		HOME		0- 1		0- 1	1- 6
1- 9	0- 0		0- 1		AWAY		0- 3		0- 0	1- 5
0- 0	0- 0		0- 0		NEUTRAL		0- 0		0- 0	0- 0
1- 8	0- 0		0- 1		NON-CONFERENCE		0- 4		0- 0	1- 3
0- 4	0- 0		0- 0		HOME		0- 1		0- 0	0- 3
1- 4	0- 0		0- 1		AWAY		0- 3		0- 0	1- 0
0- 0	0- 0		0- 0		NEUTRAL		0- 0		0- 0	0- 0
1- 10	0- 0		0- 1		CONFERENCE		0- 0		0- 1	1- 8
1- 5	0- 0		0- 1		HOME		0- 0		0- 1	1- 3
0- 5	0- 0		0- 0		AWAY		0- 0		0- 0	0- 5
0- 0	0- 0		0- 0		NEUTRAL		0- 0		0- 0	0- 0

RPI 1-25				RPI 26-50				RPI 51-100				RPI 101+				Team's RPI: 318	
RPI	S	Opponent	Score	RPI	S	Opponent	Score	RPI	S	Opponent	Score	RPI	S	Opponent	Score		
				34	H	Green Bay	65 79	65	A	Virginia	39 76	138	H	Wright St.	54 73		
				42	A	Northwestern	44 88	68	H	IUPUI	57 67	159	A	Detroit	76 98		
								80	A	Central Mich.	55 77	164	A	Milwaukee	55 83		
								87	A	Toledo	51 79	164	H	Milwaukee	65 88		
												175	A	Oakland	58 81		
												193	A	Cleveland St.	59 77		
												193	H	Cleveland St.	59 63		
												227	H	Bradley	56 65		
												239	A	Howard	70 63		
												266	H	Northern Ky.	37 58		
												313	H	Illinois St.	52 59		
												317	H	Fort Wayne	55 61		
												319	A	Youngstown St.	54 70		
												322	H	Valparaiso	74 60		
LAST 12 Division I GAMES:																	
				193	H	Cleveland St.	59 63	319	A	Youngstown St.	54 70						
				322	H	Valparaiso	74 60	34	H	Green Bay	65 79						
				266	H	Northern Ky.	37 58	164	H	Milwaukee	65 88						
				138	H	Wright St.	54 73	159	A	Detroit	76 98						
				164	A	Milwaukee	55 83	175	A	Oakland	58 81						
				193	A	Cleveland St.	59 77	227	H	Bradley	56 65						

Non-Div I Games:	Lake Forest	84	48	Robert Morris (IL)	106	58
------------------	-------------	----	----	--------------------	-----	----

Ill.-Chicago

■ Loss, ■ Non-Conf, S Site, H Home A Away N Neutral

Team Record				Through Games Of Feb. 17, 1917						
Average RPI Win:	263	WON-LOST	WINNING	LAST 10	STRENGTH OF	OPP. STRENGTH	TEAM	ADJ.	CONF.	ADJ CONF.
Average RPI Loss:	177	RECORD	PCT. RANK	GAMES	SCHEDULE	OF SCHEDULE	RPI	RPI	RPI	RPI
DIV. I ONLY	5- 15	293	3- 7	261	235	319	319	21	21	
DIV. I NON-CONF.	2- 7	284	0- 0	275	179	319	319	20	20	

TOTALS	RPI 1-25	RPI 26-50		W-L RECORDS		RPI 51-100	RPI 101-150	RPI 150+		
5- 15	0- 0	0- 1		OVERALL		0- 1	0- 3	5- 10		
4- 5	0- 0	0- 1		HOME		0- 1	0- 0	4- 3		
0- 10	0- 0	0- 0		AWAY		0- 0	0- 3	0- 7		
1- 0	0- 0	0- 0		NEUTRAL		0- 0	0- 0	1- 0		
2- 7	0- 0	0- 0		NON-CONFERENCE		0- 1	0- 2	2- 4		
1- 3	0- 0	0- 0		HOME		0- 1	0- 0	1- 2		
0- 4	0- 0	0- 0		AWAY		0- 0	0- 2	0- 2		
1- 0	0- 0	0- 0		NEUTRAL		0- 0	0- 0	1- 0		
3- 8	0- 0	0- 1		CONFERENCE		0- 0	0- 1	3- 6		
3- 2	0- 0	0- 1		HOME		0- 0	0- 0	3- 1		
0- 6	0- 0	0- 0		AWAY		0- 0	0- 1	0- 5		
0- 0	0- 0	0- 0		NEUTRAL		0- 0	0- 0	0- 0		

RPI 1-25				RPI 26-50				RPI 51-100				RPI 101+				Team's RPI: 319	
RPI	S	Opponent	Score	RPI	S	Opponent	Score	RPI	S	Opponent	Score	RPI	S	Opponent	Score		
				34	H	Green Bay	51 84					112	A	Kent St.	60 75		
												131	A	Pittsburgh	50 63		
												138	A	Wright St.	58 71		
												159	A	Detroit	63 80		
												164	H	Milwaukee	74 78		
												175	A	Oakland	54 80		
												182	H	American	64 77		
												189	H	Akron	74 76		
												193	A	Cleveland St.	68 71		
												193	H	Cleveland St.	92 67		
												220	H	Saint Francis (PA)	69 68		
												228	A	Hawaii	50 72		
												261	N	Sacramento St.	102 94		
												266	A	Northern Ky.	81 87		
												282	A	Northern Ariz.	49 70		
												318	H	Ill.-Chicago	70 54		
												322	A	Valparaiso	60 77		
												322	H	Valparaiso	76 70		
LAST 12 Division I GAMES:																	
				322	A	Valparaiso	60 77	322	H	Valparaiso	76 70						
				164	H	Milwaukee	74 78	318	H	Ill.-Chicago	70 54						
				34	H	Green Bay	51 84	266	A	Northern Ky.	81 87						
				175	A	Oakland	54 80	138	A	Wright St.	58 71						
				159	A	Detroit	63 80	193	A	Cleveland St.	68 71						
				193	H	Cleveland St.	92 67	85	H	Cornell	75 80						

Non-Div I Games:	Point Park	84	71	Tiffin	84	62
------------------	------------	----	----	--------	----	----

Youngstown St.

■ Loss, ■ Non-Conf, S Site, H Home A Away N Neutral

Average RPI Win:	333	WON-LOST	WINNING	LAST 10	STRENGTH OF	OPP. STRENGTH	TEAM	ADJ.	CONF.	ADJ CONF.
Average RPI Loss:	185	RECORD	PCT. RANK	GAMES	SCHEDULE	OF SCHEDULE	RPI	RPI	RPI	RPI
DIV. I ONLY	5- 11	272	3- 7	325	304	320	320	27	27	
DIV. I NON-CONF.	2- 5	259	0- 2	190	193	280	280	27	27	
TOTALS	RPI 1-25	RPI 26-50	W-L RECORDS	RPI 51-100	RPI 101-150	RPI 150+				
5- 11	0- 2	0- 0	OVERALL	0- 0	0- 3	5- 6				
4- 2	0- 0	0- 0	HOME	0- 0	0- 0	4- 2				
1- 9	0- 2	0- 0	AWAY	0- 0	0- 3	1- 4				
0- 0	0- 0	0- 0	NEUTRAL	0- 0	0- 0	0- 0				
2- 5	0- 2	0- 0	NON-CONFERENCE	0- 0	0- 1	2- 2				
2- 1	0- 0	0- 0	HOME	0- 0	0- 0	2- 1				
0- 4	0- 2	0- 0	AWAY	0- 0	0- 1	0- 1				
0- 0	0- 0	0- 0	NEUTRAL	0- 0	0- 0	0- 0				
3- 6	0- 0	0- 0	CONFERENCE	0- 0	0- 2	3- 4				
2- 1	0- 0	0- 0	HOME	0- 0	0- 0	2- 1				
1- 5	0- 0	0- 0	AWAY	0- 0	0- 2	1- 3				
0- 0	0- 0	0- 0	NEUTRAL	0- 0	0- 0	0- 0				

RPI 1-25				RPI 26-50				RPI 51-100				RPI 101+ Team's RPI: 320			
RPI	S	Opponent	Score	RPI	S	Opponent	Score	RPI	S	Opponent	Score	RPI	S	Opponent	Score
4	A	Mississippi St.	30 106									113	A	Central Ark.	43 76
11	A	Texas	39 86									125	A	Arkansas	36 65
												132	A	Lamar University	60 73
												186	A	Memphis	38 54
												277	H	Mississippi Val.	64 68
												279	A	McNeese	52 68
												279	H	McNeese	63 68
												288	A	A&M-Corpus Christi	51 60
												307	H	Nicholls St.	75 58
												331	H	La.-Monroe	67 65
												335	A	Incarinate Word	76 74
												336	A	Southeastern La.	58 69
												343	H	Sam Houston St.	78 51
												347	H	Jackson St.	83 65
LAST 12 Division I GAMES:															
132	A	Lamar University	60 73	335	A	Incarinate Word	76 74								
336	A	Southeastern La.	58 69	113	A	Central Ark.	43 76								
279	A	McNeese	52 68	279	H	McNeese	63 68								
343	H	Sam Houston St.	78 51	4	A	Mississippi St.	30 106								
307	H	Nicholls St.	75 58	125	A	Arkansas	36 65								
288	A	A&M-Corpus Christi	51 60	347	H	Jackson St.	83 65								

Non-Div I Games: LeTourneau 80 68 Louisiana Col. 113 65 LSU-Alexandria 97 76 Central Baptist 93 42 Northwestern St.

Average RPI Win:	290	WON-LOST	WINNING	LAST 10	STRENGTH OF	OPP. STRENGTH	TEAM	ADJ.	CONF.	ADJ CONF.
Average RPI Loss:	214	RECORD	PCT. RANK	GAMES	SCHEDULE	OF SCHEDULE	RPI	RPI	RPI	RPI
DIV. I ONLY	6- 15	280	4- 6	309	341	321	321	31	31	
DIV. I NON-CONF.	2- 9	293	0- 2	186	267	313	313	32	32	
TOTALS	RPI 1-25	RPI 26-50	W-L RECORDS	RPI 51-100	RPI 101-150	RPI 150+				
6- 15	0- 0	0- 1	OVERALL	0- 1	0- 1	6- 12				
3- 6	0- 0	0- 0	HOME	0- 0	0- 0	3- 6				
3- 8	0- 0	0- 1	AWAY	0- 1	0- 1	3- 5				
0- 1	0- 0	0- 0	NEUTRAL	0- 0	0- 0	0- 1				
2- 9	0- 0	0- 1	NON-CONFERENCE	0- 1	0- 1	2- 6				
2- 2	0- 0	0- 0	HOME	0- 0	0- 0	2- 2				
0- 6	0- 0	0- 1	AWAY	0- 1	0- 1	0- 3				
0- 1	0- 0	0- 0	NEUTRAL	0- 0	0- 0	0- 1				
4- 6	0- 0	0- 0	CONFERENCE	0- 0	0- 0	4- 6				
1- 4	0- 0	0- 0	HOME	0- 0	0- 0	1- 4				
3- 2	0- 0	0- 0	AWAY	0- 0	0- 0	3- 2				
0- 0	0- 0	0- 0	NEUTRAL	0- 0	0- 0	0- 0				

RPI 1-25			RPI 26-50			RPI 51-100			RPI 101+ Team's RPI: 321		
RPI	S	Opponent	Score	RPI	S	Opponent	Score	RPI	S	Opponent	Score
				44	A	James Madison	57 83	79	A	Colorado	54 81
								129	A	Rider	60 77
								151	A	Iona	46 62
								165	N	Boston College	58 73
								168	A	Army West Point	46 69
								202	H	Sacred Heart	74 81
								220	A	Saint Francis (PA)	62 79
								230	A	Robert Morris	56 49
								235	H	Monmouth	87 78
								239	H	Howard	63 78
								245	A	Loyola Maryland	60 69
								251	H	Manhattan	52 55
								295	H	Bryant	63 47
								300	H	Central Conn. St.	53 61
								306	H	Saint Peter's	58 52
								325	H	Mt. St. Mary's	44 62
								332	A	LIU Brooklyn	56 54
								344	A	Fairleigh Dickinson	66 59
								344	H	Fairleigh Dickinson	58 59
								345	A	Wagner	45 58
LAST 12 Division I GAMES:											
345	A	Wagner	45 58	220	A	Saint Francis (PA)	62 79				
344	H	Fairleigh Dickinson	58 59	230	A	Robert Morris	56 49				
344	A	Fairleigh Dickinson	66 59	300	H	Central Conn. St.	53 61				
325	H	Mt. St. Mary's	44 62	295	H	Bryant	63 47				
202	H	Sacred Heart	74 81	129	A	Rider	60 77				
332	A	LIU Brooklyn	56 54	151	A	Iona	46 62				

Non-Div I Games:

St. Francis Brooklyn

■ Loss,
 ■ Non-Conf,
 ■ S Site,
 ■ H Home
 ■ A Away
 N Neutral

Valparaiso

Through Games Of Feb. 2, 2017

Average RPI Win:	307	WON-LOST	WINNING	LAST 10	STRENGTH OF	OPP. STRENGTH	TEAM	ADJ.	CONF.	ADJ CONF.
Average RPI Loss:	176	RECORD	PCT. RANK	GAMES	SCHEDULE	OF SCHEDULE	RPI	RPI	RPI	RPI
DIV. I ONLY	4- 16	314	1- 9	246	221	322	322	21	21	
DIV. I NON-CONF.	3- 6	230	0- 1	313	184	300	300	20	20	
TOTALS	RPI 1-25	RPI 26-50	W-L RECORDS	RPI 51-100	RPI 101-150	RPI 150+				
4- 16	0- 1	0- 2	OVERALL	0- 1	0- 2	4- 10				
3- 6	0- 0	0- 1	HOME	0- 0	0- 1	3- 4				
1- 10	0- 0	0- 0	AWAY	0- 0	0- 0	1- 0				
0- 0	0- 0	0- 0	NEUTRAL	0- 0	0- 0	0- 0				
3- 6	0- 1	0- 0	NON-CONFERENCE	0- 1	0- 1	3- 3				
2- 2	0- 0	0- 0	HOME	0- 0	0- 0	2- 2				
1- 4	0- 1	0- 0	AWAY	0- 1	0- 1	1- 1				
0- 0	0- 0	0- 0	NEUTRAL	0- 0	0- 0	0- 0				
1- 10	0- 0	0- 2	CONFERENCE	0- 0	0- 1	1- 7				
1- 4	0- 0	0- 1	HOME	0- 0	0- 1	1- 2				
0- 6	0- 0	0- 1	AWAY	0- 0	0- 0	0- 5				
0- 0	0- 0	0- 0	NEUTRAL	0- 0	0- 0	0- 0				

RPI 1-25				RPI 26-50				RPI 51-100				RPI 101+ Team's RPI: 322			
RPI	S	Opponent	Score	RPI	S	Opponent	Score	RPI	S	Opponent	Score	RPI	S	Opponent	Score
2	A	Notre Dame	54 114	34	A	Green Bay	35 56	51	A	Indiana	58 87	138	H	Wright St.	52 65
				34	H	Green Bay	36 75					139	A	Stetson	75 87
												159	A	Detroit	60 85
												164	H	Milwaukee	74 85
												175	A	Oakland	63 104
												193	A	Cleveland St.	60 71
												227	H	Bradley	56 67
												266	H	Northern Ky.	55 70
												275	H	Liberty	70 68
												278	H	Evansville	65 70
												305	H	Eastern Ill.	73 68
												313	A	Illinois St.	56 77
												318	A	Ill.-Chicago	60 74
												319	A	Youngstown St.	70 76
												319	H	Youngstown St.	77 60
												329	A	Chicago St.	53 51
LAST 12 Division I GAMES:															
319	H	Youngstown St.	77 60	193	A	Cleveland St.	60 71								
318	A	Ill.-Chicago	60 74	164	H	Milwaukee	74 85								
138	H	Wright St.	52 65	34	H	Green Bay	36 75								
266	H	Northern Ky.	55 70	175	A	Oakland	63 104								
34	A	Green Bay	35 56	159	A	Detroit	60 85								
319	A	Youngstown St.	70 76	227	H	Bradley	56 67								

Non-Div I Games: Ind.-Kokomo 102 47 Grace (IN) 71 49

Valparaiso

■ Loss,
 ■ Non-Conf, S Site,
 ■ Home
 ■ Away
 N Neutral

Average RPI Win:	253	WON-LOST	WINNING	LAST 10	STRENGTH OF	OPP. STRENGTH	TEAM	ADJ.	CONF.	ADJ CONF.
Average RPI Loss:	164	RECORD	PCT. RANK	GAMES	SCHEDULE	OF SCHEDULE	RPI	RPI	RPI	RPI
DIV. I ONLY	5- 17	304	3- 7	282	149	323	323	22	22	
DIV. I NON-CONF.	2- 10	305	0- 2	247	52	310	310	19	19	
TOTALS	RPI 1-25	RPI 26-50	W-L RECORDS	RPI 51-100	RPI 101-150	RPI 150+				
5- 17	0- 1	0- 1	OVERALL	0- 5	1- 0	4- 10				
4- 4	0- 1	0- 0	HOME	0- 2	1- 0	3- 1				
0- 11	0- 0	0- 1	AWAY	0- 2	0- 0	0- 8				
1- 2	0- 0	0- 0	NEUTRAL	0- 1	0- 0	1- 1				
2- 10	0- 1	0- 1	NON-CONFERENCE	0- 3	1- 0	1- 5				
1- 2	0- 1	0- 0	HOME	0- 1	1- 0	0- 0				
0- 6	0- 0	0- 1	AWAY	0- 1	0- 0	0- 4				
1- 2	0- 0	0- 0	NEUTRAL	0- 1	0- 0	1- 1				
3- 7	0- 0	0- 0	CONFERENCE	0- 2	0- 0	3- 5				
3- 2	0- 0	0- 0	HOME	0- 1	0- 0	3- 1				
0- 5	0- 0	0- 0	AWAY	0- 1	0- 0	0- 4				
0- 0	0- 0	0- 0	NEUTRAL	0- 0	0- 0	0- 0				

RPI 1-25				RPI 26-50				RPI 51-100				RPI 101+ Team's RPI: 323			
RPI	S	Opponent	Score	RPI	S	Opponent	Score	RPI	S	Opponent	Score	RPI	S	Opponent	Score
22	H	South Fla.	59 78	45	A	Oklahoma St.	34 76	52	N	California	55 80	140	H	Tulsa	83 80
								58	A	Little Rock	59 73	171	A	Wichita St.	51 69
								66	H	Florida	60 71	185	A	Appalachian St.	50 76
								91	A	Iowa St.	53 105	204	A	Louisiana	60 72
								100	H	Troy	75 83	204	H	Louisiana	72 80
												233	A	Tennessee St.	66 76
												246	H	South Ala.	56 53
												249	A	Coastal Caro.	55 57
												249	H	Coastal Caro.	60 52
												254	A	Austin Peay	55 62
												265	A	UT Martin	63 68
												266	N	Northern Ky.	78 83
												299	N	Kennesaw St.	70 67
												331	A	La.-Monroe	51 59
												331	H	La.-Monroe	71 56
LAST 12 Division I GAMES:															
249	H	Coastal Caro.	60 52	249	A	Coastal Caro.	55 57	185	A	Appalachian St.	50 76	204	H	Louisiana	72 80
331	A	La.-Monroe	51 59	331	H	La.-Monroe	71 56	52	N	California	55 80	266	N	Northern Ky.	78 83
204	A	Louisiana	60 72	58	A	Little Rock	59 73								
100	H	Troy	75 83												
246	H	South Ala.	56 53												
58	A	Little Rock	59 73												

Non-Div I Games:

Arkansas St.

■ Loss,
■ Non-Conf,
■ S Site,
■ H Home
■ A Away
N Neutral

Lafayette

Through Games Of Feb. 2, 2017

Average RPI Win:	158	WON-LOST	WINNING	LAST 10	STRENGTH OF	OPP. STRENGTH	TEAM	ADJ.	CONF.	ADJ CONF.
Average RPI Loss:	179	RECORD	PCT. RANK	GAMES	SCHEDULE	OF SCHEDULE	RPI	RPI	RPI	RPI
DIV. I ONLY	1- 21	347	0- 10	145	253	324	324	23	23	
DIV. I NON-CONF.	1- 11	330	0- 2	62	199	261	261	25	25	
TOTALS	RPI 1-25	RPI 26-50	W-L RECORDS	RPI 51-100	RPI 101-150	RPI 150+				
1- 21	0- 1	0- 0	OVERALL	0- 3	0- 5	1- 12				
0- 8	0- 0	0- 0	HOME	0- 1	0- 1	0- 6				
1- 10	0- 1	0- 0	AWAY	0- 1	0- 3	1- 5				
0- 3	0- 0	0- 0	NEUTRAL	0- 1	0- 1	0- 1				
1- 11	0- 1	0- 0	NON-CONFERENCE	0- 3	0- 4	1- 3				
0- 3	0- 0	0- 0	HOME	0- 1	0- 1	0- 1				
1- 5	0- 1	0- 0	AWAY	0- 1	0- 2	1- 1				
0- 3	0- 0	0- 0	NEUTRAL	0- 1	0- 1	0- 1				
0- 10	0- 0	0- 0	CONFERENCE	0- 0	0- 1	0- 9				
0- 5	0- 0	0- 0	HOME	0- 0	0- 0	0- 5				
0- 5	0- 0	0- 0	AWAY	0- 0	0- 1	0- 4				
0- 0	0- 0	0- 0	NEUTRAL	0- 0	0- 0	0- 0				

RPI 1-25				RPI 26-50				RPI 51-100				RPI 101+ Team's RPI: 324			
RPI	S	Opponent	Score	RPI	S	Opponent	Score	RPI	S	Opponent	Score	RPI	S	Opponent	Score
14	A	Louisville	48 92					70	H	Drexel	39 81	106	A	Navy	41 76
								84	A	St. John's (NY)	46 64	116	A	Duquesne	52 67
								92	N	Chattanooga	43 68	129	A	Rider	58 76
												141	N	Hampton	55 58
												150	H	Penn	47 64
												158	A	La Salle	56 49
												168	A	Army West Point	73 76
												168	H	Army West Point	55 63
												182	H	American	52 76
												208	A	Princeton	27 65
												230	H	Robert Morris	51 62
												245	A	Loyola Maryland	47 75
												245	H	Loyola Maryland	55 60
												256	N	Bowling Green	42 69
												268	A	Colgate	69 76
												270	A	Boston U.	50 68
												309	H	Lehigh	53 56
												314	H	Holy Cross	61 67
LAST 12 Division I GAMES:															
168	H	Army West Point	55 63	270	A	Boston U.	50 68								
245	A	Loyola Maryland	47 75	168	A	Army West Point	73 76								
309	H	Lehigh	53 56	245	H	Loyola Maryland	55 60								
182	H	American	52 76	268	A	Colgate	69 76								
106	A	Navy	41 76	70	H	Drexel	39 81								
314	H	Holy Cross	61 67	116	A	Duquesne	52 67								

Non-Div I Games:

Lafayette

■ Loss,
■ Non-Conf,
■ S Site,
■ H Home
■ A Away
N Neutral

Average RPI Win:	309	WON-LOST	WINNING	LAST 10	STRENGTH OF	OPP. STRENGTH	TEAM	ADJ.	CONF.	ADJ CONF.
Average RPI Loss:	207	RECORD	PCT. RANK	GAMES	SCHEDULE	OF SCHEDULE	RPI	RPI	RPI	RPI
DIV. I ONLY	6- 15	280	4- 6	303	338	325	325	31	31	
DIV. I NON-CONF.	2- 9	293	0- 2	229	295	325	325	32	32	
TOTALS	RPI 1-25	RPI 26-50	W-L RECORDS	RPI 51-100	RPI 101-150	RPI 150+				
6- 15	0- 1	0- 1	OVERALL	0- 0	0- 2	6- 11				
5- 5	0- 0	0- 0	HOME	0- 0	0- 0	5- 5				
1- 10	0- 1	0- 1	AWAY	0- 0	0- 2	1- 6				
0- 0	0- 0	0- 0	NEUTRAL	0- 0	0- 0	0- 0				
2- 9	0- 1	0- 1	NON-CONFERENCE	0- 0	0- 2	2- 5				
2- 3	0- 0	0- 0	HOME	0- 0	0- 0	2- 3				
0- 6	0- 1	0- 1	AWAY	0- 0	0- 2	0- 2				
0- 0	0- 0	0- 0	NEUTRAL	0- 0	0- 0	0- 0				
4- 6	0- 0	0- 0	CONFERENCE	0- 0	0- 0	4- 6				
3- 2	0- 0	0- 0	HOME	0- 0	0- 0	3- 2				
1- 4	0- 0	0- 0	AWAY	0- 0	0- 0	1- 4				
0- 0	0- 0	0- 0	NEUTRAL	0- 0	0- 0	0- 0				

RPI 1-25				RPI 26-50				RPI 51-100				RPI 101+ Team's RPI: 325			
RPI	S	Opponent	Score	RPI	S	Opponent	Score	RPI	S	Opponent	Score	RPI	S	Opponent	Score
18	A	Maryland	42 106	49	A	West Virginia	45 77					130	A	William & Mary	46 68
												131	A	Pittsburgh	54 89
												170	H	Fairfield	57 70
												202	A	Sacred Heart	45 49
												202	H	Sacred Heart	61 59
												220	H	Saint Francis (PA)	88 97
												229	H	UMES	52 63
												230	H	Robert Morris	44 50
												239	A	Howard	62 95
												245	A	Loyola Maryland	53 58
												293	H	Coppin St.	54 48
												295	A	Bryant	62 78
												300	A	Central Conn. St.	58 68
												309	H	Lehigh	57 74
												321	A	St. Francis Brooklyn	62 44
												332	A	LIU Brooklyn	60 63
												344	H	Fairleigh Dickinson	61 50
												345	H	Wagner	66 47
												348	H	Morgan St.	65 50
LAST 12 Division I GAMES:															
202	H	Sacred Heart	61 59	300	A	Central Conn. St.	58 68								
230	H	Robert Morris	44 50	295	A	Bryant	62 78								
202	A	Sacred Heart	45 49	345	H	Wagner	66 47								
321	A	St. Francis Brooklyn	62 44	332	A	LIU Brooklyn	60 63								
344	H	Fairleigh Dickinson	61 50	49	A	West Virginia	45 77								
220	H	Saint Francis (PA)	88 97	130	A	William & Mary	46 68								

Non-Div I Games:

Mt. St. Mary's

■ Loss,
 ■ Non-Conf,
 ■ S Site,
 ■ H Home
 ■ A Away
 N Neutral

Average RPI Win:	334	WON-LOST	WINNING	LAST 10	STRENGTH OF	OPP. STRENGTH	TEAM	ADJ.	CONF.	ADJ CONF.
Average RPI Loss:	178	RECORD	PCT. RANK	GAMES	SCHEDULE	OF SCHEDULE	RPI	RPI	RPI	RPI
DIV. I ONLY	1- 19	344	1- 9	142	270	326	326	28	28	
DIV. I NON-CONF.	0- 11	335	0- 3	32	166	283	283	28	28	
TOTALS	RPI 1-25	RPI 26-50	W-L RECORDS	RPI 51-100	RPI 101-150	RPI 150+				
1- 19	0- 2	0- 2	OVERALL	0- 1	0- 2	1- 12				
1- 9	0- 0	0- 0	HOME	0- 0	0- 2	1- 7				
0- 7	0- 1	0- 1	AWAY	0- 0	0- 0	0- 5				
0- 3	0- 1	0- 1	NEUTRAL	0- 1	0- 0	0- 0				
0- 11	0- 2	0- 2	NON-CONFERENCE	0- 1	0- 1	0- 5				
0- 5	0- 0	0- 0	HOME	0- 0	0- 1	0- 4				
0- 3	0- 1	0- 1	AWAY	0- 0	0- 0	0- 1				
0- 3	0- 1	0- 1	NEUTRAL	0- 1	0- 0	0- 0				
1- 8	0- 0	0- 0	CONFERENCE	0- 0	0- 1	1- 7				
1- 4	0- 0	0- 0	HOME	0- 0	0- 1	1- 3				
0- 4	0- 0	0- 0	AWAY	0- 0	0- 0	0- 4				
0- 0	0- 0	0- 0	NEUTRAL	0- 0	0- 0	0- 0				

RPI 1-25				RPI 26-50				RPI 51-100				RPI 101+ Team's RPI: 326			
RPI	S	Opponent	Score	RPI	S	Opponent	Score	RPI	S	Opponent	Score	RPI	S	Opponent	Score
5	A	Baylor	32 140	27	A	Ohio St.	48 88	81	N	Gonzaga	41 71	117	H	Mercer	48 71
7	N	Florida St.	35 98	31	N	Michigan	39 76					123	H	Radford	50 60
												177	A	ETSU	45 62
												189	H	Akron	59 80
												198	H	Col. of Charleston	64 95
												212	H	UNC Asheville	53 68
												226	A	Campbell	32 61
												240	H	Presbyterian	39 78
												257	H	Tennessee Tech	50 73
												275	A	Liberty	51 80
												281	H	Gardner-Webb	54 89
												284	A	Charleston So.	52 71
												308	A	High Point	43 88
												334	H	Longwood	78 72
												340	H	South Carolina St.	55 63
LAST 12 Division I GAMES:															
281	H	Gardner-Webb	54 89	212	H	UNC Asheville	53 68								
275	A	Liberty	51 80	123	H	Radford	50 60								
334	H	Longwood	78 72	308	A	High Point	43 88								
240	H	Presbyterian	39 78	27	A	Ohio St.	48 88								
226	A	Campbell	32 61	117	H	Mercer	48 71								
284	A	Charleston So.	52 71	5	A	Baylor	32 140								

Non-Div I Games: N.C. Wesleyan 89 40

Winthrop

Loss, Non-Conf, S Site, H Home A Away N Neutral

Average RPI Win:	245	WON-LOST	WINNING	LAST 10	STRENGTH OF	OPP. STRENGTH	TEAM	ADJ.	CONF.	ADJ CONF.
Average RPI Loss:	191	RECORD	PCT. RANK	GAMES	SCHEDULE	OF SCHEDULE	RPI	RPI	RPI	RPI
DIV. I ONLY	2- 18	337	1- 8	209	283	327	327	25	25	
DIV. I NON-CONF.	1- 12	332	0- 4	193	300	323	323	23	23	
TOTALS	RPI 1-25	RPI 26-50	W-L RECORDS	RPI 51-100	RPI 101-150	RPI 150+				
2- 18	0- 0	0- 0	OVERALL	0- 3	0- 2	2- 13				
1- 9	0- 0	0- 0	HOME	0- 2	0- 2	1- 5				
1- 8	0- 0	0- 0	AWAY	0- 1	0- 0	1- 7				
0- 1	0- 0	0- 0	NEUTRAL	0- 0	0- 0	0- 1				
1- 12	0- 0	0- 0	NON-CONFERENCE	0- 3	0- 1	1- 8				
0- 6	0- 0	0- 0	HOME	0- 2	0- 1	0- 3				
1- 5	0- 0	0- 0	AWAY	0- 1	0- 0	1- 4				
0- 1	0- 0	0- 0	NEUTRAL	0- 0	0- 0	0- 1				
1- 6	0- 0	0- 0	CONFERENCE	0- 0	0- 1	1- 5				
1- 3	0- 0	0- 0	HOME	0- 0	0- 1	1- 2				
0- 3	0- 0	0- 0	AWAY	0- 0	0- 0	0- 3				
0- 0	0- 0	0- 0	NEUTRAL	0- 0	0- 0	0- 0				

RPI S	Opponent	Score	RPI S	Opponent	Score	RPI S	Opponent	Score	RPI S	Opponent	Score	Team's RPI: 327
						72	H Southern California	45 83	104	H UC Davis	48 89	
						77	H UNLV	46 62	111	H Saint Louis	69 79	
						81	A Gonzaga	38 102	169	A UC Riverside	58 76	
									169	H UC Riverside	58 79	
									176	N Fresno St.	45 63	
									197	A Loyola Marymount	39 58	
									201	A Idaho St.	54 65	
									203	H CSUN	77 52	
									210	A Utah St.	52 66	
									228	A Hawaii	62 79	
									236	H UC Santa Barbara	60 85	
									241	A Portland St.	73 79	
									261	H Sacramento St.	70 78	
									262	H Southern Utah	58 70	
									286	A Nevada	72 59	
									301	H CSU Bakersfield	66 86	
									338	A Cal St. Fullerton	53 64	
LAST 12 Division I GAMES:												
236	H UC Santa Barbara	60 85	104	H UC Davis	48 89							
228	A Hawaii	62 79	72	H Southern California	45 83							
169	H UC Riverside	58 79	262	H Southern Utah	58 70							
338	A Cal St. Fullerton	53 64	301	H CSU Bakersfield	66 86							
203	H CSUN	77 52	77	H UNLV	46 62							
169	A UC Riverside	58 76	261	H Sacramento St.	70 78							

Non-Div I Games: Concordia (CA) 92 61

UC Irvine

■ Loss,
■ Non-Conf,
■ S Site,
■ H Home
■ A Away
N Neutral

Fla. Atlantic

Through Games Of Feb. 2, 2017

Average RPI Win:	266	WON-LOST	WINNING	LAST 10	STRENGTH OF	OPP. STRENGTH	TEAM	ADJ.	CONF.	ADJ CONF.
Average RPI Loss:	185	RECORD	PCT. RANK	GAMES	SCHEDULE	OF SCHEDULE	RPI	RPI	RPI	RPI
DIV. I ONLY	3- 16	324	0- 10	229	280	328	328	15	15	
DIV. I NON-CONF.	3- 7	250	1- 2	218	344	311	311	17	17	
TOTALS	RPI 1-25	RPI 26-50	W-L RECORDS	RPI 51-100	RPI 101-150	RPI 150+				
3- 16	0- 0	0- 0	OVERALL	0- 4	0- 2	3- 10				
3- 7	0- 0	0- 0	HOME	0- 2	0- 0	3- 5				
0- 9	0- 0	0- 0	AWAY	0- 2	0- 2	0- 5				
0- 0	0- 0	0- 0	NEUTRAL	0- 0	0- 0	0- 0				
3- 7	0- 0	0- 0	NON-CONFERENCE	0- 1	0- 2	3- 4				
3- 3	0- 0	0- 0	HOME	0- 1	0- 0	3- 2				
0- 4	0- 0	0- 0	AWAY	0- 0	0- 2	0- 2				
0- 0	0- 0	0- 0	NEUTRAL	0- 0	0- 0	0- 0				
0- 9	0- 0	0- 0	CONFERENCE	0- 3	0- 0	0- 6				
0- 4	0- 0	0- 0	HOME	0- 1	0- 0	0- 3				
0- 5	0- 0	0- 0	AWAY	0- 2	0- 0	0- 3				
0- 0	0- 0	0- 0	NEUTRAL	0- 0	0- 0	0- 0				

RPI 1-25				RPI 26-50				RPI 51-100				RPI 101+				Team's RPI: 328	
RPI	S	Opponent	Score	RPI	S	Opponent	Score	RPI	S	Opponent	Score	RPI	S	Opponent	Score		
								82	H	Charlotte	66	72	115	A	Arizona	67	77
								83	A	Middle Tenn.	69	87	117	A	Mercer	57	74
								88	H	FGCU	50	65	157	H	UTSA	62	72
								90	A	Western Ky.	55	76	187	H	Indiana St.	70	67
													190	A	UAB	55	66
													214	A	Grand Canyon	60	81
													229	H	UMES	59	76
													234	A	Marshall	53	76
													244	H	Richmond	67	77
													263	H	Jacksonville St.	63	55
													271	A	FIU	65	74
													271	H	FIU	60	65
													287	A	North Florida	88	95
													292	H	UTEP	50	51
													347	H	Jackson St.	67	58
LAST 12 Division I GAMES:																	
								82	H	Charlotte	66	72	271	A	FIU	65	74
								271	H	FIU	60	65	234	A	Marshall	53	76
								83	A	Middle Tenn.	69	87	90	A	Western Ky.	55	76
								190	A	UAB	55	66	229	H	UMES	59	76
								292	H	UTEP	50	51	347	H	Jackson St.	67	58
								157	H	UTSA	62	72	88	H	FGCU	50	65

Non-Div I Games: Fla. Memorial 84 64

Fla. Atlantic

Loss, Non-Conf, S Site, H Home A Away N Neutral

Average RPI Win:	0	WON-LOST	WINNING	LAST 10	STRENGTH OF	OPP. STRENGTH	TEAM	ADJ.	CONF.	ADJ CONF.
Average RPI Loss:	194	RECORD	PCT. RANK	GAMES	SCHEDULE	OF SCHEDULE	RPI	RPI	RPI	RPI
DIV. I ONLY	0- 21	348	0- 10	111	342	329	329	29	29	
DIV. I NON-CONF.	0- 14	335	0- 5	63	317	314	314	29	29	
TOTALS	RPI 1-25	RPI 26-50	W-L RECORDS	RPI 51-100	RPI 101-150	RPI 150+				
0- 21	0- 1	0- 1	OVERALL	0- 2	0- 2	0- 15				
0- 9	0- 0	0- 0	HOME	0- 1	0- 1	0- 7				
0- 12	0- 1	0- 1	AWAY	0- 1	0- 1	0- 8				
0- 0	0- 0	0- 0	NEUTRAL	0- 0	0- 0	0- 0				
0- 14	0- 1	0- 1	NON-CONFERENCE	0- 2	0- 2	0- 8				
0- 6	0- 0	0- 0	HOME	0- 1	0- 1	0- 4				
0- 8	0- 1	0- 1	AWAY	0- 1	0- 1	0- 4				
0- 0	0- 0	0- 0	NEUTRAL	0- 0	0- 0	0- 0				
0- 7	0- 0	0- 0	CONFERENCE	0- 0	0- 0	0- 7				
0- 3	0- 0	0- 0	HOME	0- 0	0- 0	0- 3				
0- 4	0- 0	0- 0	AWAY	0- 0	0- 0	0- 4				
0- 0	0- 0	0- 0	NEUTRAL	0- 0	0- 0	0- 0				

RPI	S	Opponent	Score	RPI	S	Opponent	Score	RPI	S	Opponent	Score	RPI	S	Opponent	Score	Team's RPI: 329
17	A	Kansas St.	33 83	42	A	Northwestern	42 75	86	A	Northern Ill.	85 94	128	A	Ball St.	53 88	
								93	H	Western Ill.	50 54	138	H	Wright St.	65 71	
												156	A	Cincinnati	53 81	
												164	A	Milwaukee	49 71	
												167	H	Western Mich.	51 64	
												175	H	Oakland	60 80	
												179	A	New Mexico St.	63 100	
												194	A	Morehead St.	55 63	
												214	A	Grand Canyon	39 57	
												224	H	Seattle U	51 64	
												260	A	UTRGV	43 71	
												260	H	UTRGV	46 57	
												301	A	CSU Bakersfield	48 83	
												302	A	Loyola Chicago	54 59	
												312	H	NJIT	42 57	
												322	H	Valparaiso	51 53	
												330	H	Utah Valley	59 62	
LAST 12 Division I GAMES:																
214	A	Grand Canyon	39 57	260	A	UTRGV	43 71									
301	A	CSU Bakersfield	48 83	312	H	NJIT	42 57									
260	H	UTRGV	46 57	156	A	Cincinnati	53 81									
224	H	Seattle U	51 64	167	H	Western Mich.	51 64									
330	H	Utah Valley	59 62	93	H	Western Ill.	50 54									
179	A	New Mexico St.	63 100	164	A	Milwaukee	49 71									

Non-Div I Games:

Chicago St.

■ Loss,
■ Non-Conf, S Site,
■ Home
■ Away
N Neutral

Average RPI Win: 298		WON-LOST	WINNING	LAST 10	STRENGTH OF	OPP. STRENGTH	TEAM	ADJ.	CONF.	ADJ CONF.
Average RPI Loss: 204		RECORD	PCT. RANK	GAMES	SCHEDULE	OF SCHEDULE	RPI	RPI	RPI	RPI
DIV. I ONLY		4- 15	312	1- 7	324	274	330	330	29	29
DIV. I NON-CONF.		3- 10	280	2- 2	315	234	329	329	29	29
TOTALS	RPI 1-25		RPI 26-50		W-L RECORDS		RPI 51-100		RPI 101-150	RPI 150+
4- 15	0- 0		0- 1		OVERALL		0- 2		0- 1	4- 11
2- 5	0- 0		0- 0		HOME		0- 1		0- 1	2- 3
2- 8	0- 0		0- 0		AWAY		0- 0		0- 0	2- 2
0- 2	0- 0		0- 0		NEUTRAL		0- 1		0- 0	0- 1
3- 10	0- 0		0- 1		NON-CONFERENCE		0- 2		0- 1	3- 6
2- 3	0- 0		0- 0		HOME		0- 1		0- 1	2- 1
1- 5	0- 0		0- 1		AWAY		0- 0		0- 0	1- 4
0- 2	0- 0		0- 0		NEUTRAL		0- 1		0- 0	0- 1
1- 5	0- 0		0- 0		CONFERENCE		0- 0		0- 0	1- 5
0- 2	0- 0		0- 0		HOME		0- 0		0- 0	0- 2
1- 3	0- 0		0- 0		AWAY		0- 0		0- 0	1- 3
0- 0	0- 0		0- 0		NEUTRAL		0- 0		0- 0	0- 0

RPI 1-25				RPI 26-50				RPI 51-100				RPI 101+				Team's RPI: 330	
RPI	S	Opponent	Score	RPI	S	Opponent	Score	RPI	S	Opponent	Score	RPI	S	Opponent	Score		
				48	A	Utah	52 100	80	N	Central Mich.	62 71	149	H	Eastern Wash.	50 83		
								99	H	BYU	50 68	179	A	New Mexico St.	46 63		
												201	A	Idaho St.	56 61		
												210	A	Utah St.	45 56		
												211	N	SIUE	64 71		
												214	H	Grand Canyon	46 62		
												243	H	Weber St.	61 64		
												252	A	Cal Poly	65 77		
												260	A	UTRGV	55 64		
												262	A	Southern Utah	70 64		
												296	H	Denver	72 58		
												301	H	CSU Bakersfield	59 63		
												303	H	Pepperdine	72 65		
												304	A	UMKC	63 66		
												316	A	Air Force	53 64		
												329	A	Chicago St.	62 59		
LAST 12 Division I GAMES:																	
				179	A	New Mexico St.	46 63	201	A	Idaho St.	56 61						
				260	A	UTRGV	55 64	210	A	Utah St.	45 56						
				301	H	CSU Bakersfield	59 63	296	H	Denver	72 58						
				304	A	UMKC	63 66	262	A	Southern Utah	70 64						
				329	A	Chicago St.	62 59	316	A	Air Force	53 64						
				214	H	Grand Canyon	46 62	211	N	SIUE	64 71						

Non-Div I Games:	Dixie St.	68	56	Antelope Valley	87	47
------------------	-----------	----	----	-----------------	----	----

Utah Valley

Loss, Non-Conf, S Site, H Home A Away N Neutral

Average RPI Win:	311	WON-LOST	WINNING	LAST 10	STRENGTH OF	OPP. STRENGTH	TEAM	ADJ.	CONF.	ADJ CONF.
Average RPI Loss:	197	RECORD	PCT. RANK	GAMES	SCHEDULE	OF SCHEDULE	RPI	RPI	RPI	RPI
DIV. I ONLY	3- 16	324	2- 8	292	295	331	331	22	22	
DIV. I NON-CONF.	1- 8	314	1- 1	319	327	345	345	19	19	
TOTALS	RPI 1-25	RPI 26-50	W-L RECORDS	RPI 51-100	RPI 101-150	RPI 150+				
3- 16	0- 0	0- 1	OVERALL	0- 2	0- 2	3- 11				
2- 6	0- 0	0- 0	HOME	0- 1	0- 0	2- 5				
1- 10	0- 0	0- 1	AWAY	0- 1	0- 2	1- 6				
0- 0	0- 0	0- 0	NEUTRAL	0- 0	0- 0	0- 0				
1- 8	0- 0	0- 0	NON-CONFERENCE	0- 0	0- 2	1- 6				
0- 4	0- 0	0- 0	HOME	0- 0	0- 0	0- 4				
1- 4	0- 0	0- 0	AWAY	0- 0	0- 2	1- 2				
0- 0	0- 0	0- 0	NEUTRAL	0- 0	0- 0	0- 0				
2- 8	0- 0	0- 1	CONFERENCE	0- 2	0- 0	2- 5				
2- 2	0- 0	0- 0	HOME	0- 1	0- 0	2- 1				
0- 6	0- 0	0- 1	AWAY	0- 1	0- 0	0- 4				
0- 0	0- 0	0- 0	NEUTRAL	0- 0	0- 0	0- 0				

RPI 1-25				RPI 26-50				RPI 51-100				RPI 101+ Team's RPI: 331			
RPI	S	Opponent	Score	RPI	S	Opponent	Score	RPI	S	Opponent	Score	RPI	S	Opponent	Score
				50	A	UT Arlington	59 93	58	A	Little Rock	34 78	103	A	Ole Miss	40 97
								58	H	Little Rock	47 92	125	A	Arkansas	46 92
												152	H	Rice	50 93
												173	H	Louisiana Tech	53 73
												204	A	Louisiana	57 67
												209	A	Texas St.	50 63
												255	H	Ga. Southern	44 65
												264	H	Grambling	54 59
												272	A	Georgia St.	35 87
												272	H	Georgia St.	72 63
												279	H	McNeese	52 78
												307	A	Nicholls St.	54 73
												320	A	Northwestern St.	65 67
												323	A	Arkansas St.	56 71
												323	H	Arkansas St.	59 51
												339	A	Houston Baptist	77 65
LAST 12 Division I GAMES:															
				272	A	Georgia St.	35 87	255	H	Ga. Southern	44 65				
				323	H	Arkansas St.	59 51	204	A	Louisiana	57 67				
				58	H	Little Rock	47 92	58	A	Little Rock	34 78				
				50	A	UT Arlington	59 93	323	A	Arkansas St.	56 71				
				209	A	Texas St.	50 63	339	A	Houston Baptist	77 65				
				272	H	Georgia St.	72 63	152	H	Rice	50 93				

Non-Div I Games: Centenary (LA) 83 39 LSU-Alexandria 73 61

La.-Monroe

Loss, Non-Conf, S Site, H Home A Away N Neutral

Average RPI Win:	303	WON-LOST	WINNING	LAST 10	STRENGTH OF	OPP. STRENGTH	TEAM	ADJ.	CONF.	ADJ CONF.
Average RPI Loss:	218	RECORD	PCT. RANK	GAMES	SCHEDULE	OF SCHEDULE	RPI	RPI	RPI	RPI
DIV. I ONLY	4- 17	319	1- 1	273	344	332	332	31	31	
DIV. I NON-CONF.	1- 10	325	0- 1	148	315	322	322	32	32	
TOTALS	RPI 1-25	RPI 26-50	W-L RECORDS	RPI 51-100	RPI 101-150	RPI 150+				
4- 17	0- 0	0- 1	OVERALL	0- 0	0- 3	4- 13				
3- 7	0- 0	0- 0	HOME	0- 0	0- 2	3- 5				
1- 8	0- 0	0- 1	AWAY	0- 0	0- 1	1- 6				
0- 2	0- 0	0- 0	NEUTRAL	0- 0	0- 0	0- 2				
1- 10	0- 0	0- 1	NON-CONFERENCE	0- 0	0- 3	1- 6				
1- 4	0- 0	0- 0	HOME	0- 0	0- 2	1- 2				
0- 4	0- 0	0- 1	AWAY	0- 0	0- 1	0- 2				
0- 2	0- 0	0- 0	NEUTRAL	0- 0	0- 0	0- 2				
3- 7	0- 0	0- 0	CONFERENCE	0- 0	0- 0	3- 7				
2- 3	0- 0	0- 0	HOME	0- 0	0- 0	2- 3				
1- 4	0- 0	0- 0	AWAY	0- 0	0- 0	1- 4				
0- 0	0- 0	0- 0	NEUTRAL	0- 0	0- 0	0- 0				

RPI 1-25			RPI 26-50			RPI 51-100			RPI 101+			Team's RPI: 332
RPI	S	Opponent	Score	RPI	S	Opponent	Score	RPI	S	Opponent	Score	
				27	A	Ohio St.	54 113					
								134	H	Yale	44 75	
								144	H	George Mason	48 64	
								147	A	Columbia	57 66	
								164	N	Milwaukee	50 88	
								168	H	Army West Point	47 68	
								183	A	Seton Hall	59 77	
								202	A	Sacred Heart	48 66	
								220	A	Saint Francis (PA)	52 66	
								230	A	Robert Morris	42 83	
								242	H	Stony Brook	58 48	
								250	H	UMBC	45 57	
								268	A	Colgate	61 76	
								295	H	Bryant	53 62	
								300	A	Central Conn. St.	68 62	
								300	H	Central Conn. St.	71 76	
								312	N	NJIT	48 50	
								321	H	St. Francis Brooklyn	54 56	
								325	H	Mt. St. Mary's	63 60	
								344	A	Fairleigh Dickinson	46 64	
								345	H	Wagner	69 64	
LAST 12 Division I GAMES:												
				312	N	NJIT	48 50					
				300	A	Central Conn. St.	68 62					
				202	A	Sacred Heart	48 66					
				345	H	Wagner	69 64					
				344	A	Fairleigh Dickinson	46 64					
				300	H	Central Conn. St.	71 76					
				321	H	St. Francis Brooklyn	54 56					
				230	A	Robert Morris	42 83					
				220	A	Saint Francis (PA)	52 66					
				295	H	Bryant	53 62					
				325	H	Mt. St. Mary's	63 60					
				250	H	UMBC	45 57					

Non-Div I Games:

LIU Brooklyn

■ Loss,
 ■ Non-Conf,
 ■ S Site,
 ■ H Home
 ■ A Away
 N Neutral

Average RPI Win:	335	WON-LOST	WINNING	LAST 10	STRENGTH OF	OPP. STRENGTH	TEAM	ADJ.	CONF.	ADJ CONF.
Average RPI Loss:	175	RECORD	PCT. RANK	GAMES	SCHEDULE	OF SCHEDULE	RPI	RPI	RPI	RPI
DIV. I ONLY	1- 18	343	0- 10	181	314	333	333	18	18	
DIV. I NON-CONF.	1- 8	314	0- 2	180	331	332	332	18	18	
TOTALS	RPI 1-25	RPI 26-50	W-L RECORDS	RPI 51-100	RPI 101-150	RPI 150+				
1- 18	0- 0	0- 1	OVERALL	0- 2	0- 6	1- 9				
1- 7	0- 0	0- 0	HOME	0- 2	0- 2	1- 3				
0- 9	0- 0	0- 0	AWAY	0- 0	0- 4	0- 5				
0- 2	0- 0	0- 1	NEUTRAL	0- 0	0- 0	0- 1				
1- 8	0- 0	0- 1	NON-CONFERENCE	0- 2	0- 1	1- 4				
1- 3	0- 0	0- 0	HOME	0- 2	0- 0	1- 1				
0- 3	0- 0	0- 0	AWAY	0- 0	0- 1	0- 2				
0- 2	0- 0	0- 1	NEUTRAL	0- 0	0- 0	0- 1				
0- 10	0- 0	0- 0	CONFERENCE	0- 0	0- 5	0- 5				
0- 4	0- 0	0- 0	HOME	0- 0	0- 2	0- 2				
0- 6	0- 0	0- 0	AWAY	0- 0	0- 3	0- 3				
0- 0	0- 0	0- 0	NEUTRAL	0- 0	0- 0	0- 0				

RPI S	Opponent	Score	RPI S	Opponent	Score	RPI S	Opponent	Score	RPI S	Opponent	Score	Team's RPI: 333
41 N	South Dakota St.	43 84	76 H	Colorado St.	49 63	101 A	SFA	46 54	102 A	Northern Colo.	46 65	
			95 H	Wyoming	42 67	143 A	Idaho	50 75	143 H	Idaho	59 86	
						149 A	Eastern Wash.	57 64	149 H	Eastern Wash.	46 60	
						153 A	North Dakota	63 73	201 A	Idaho St.	43 61	
						210 H	Utah St.	47 65	224 A	Seattle U	44 60	
						241 H	Portland St.	44 64	243 A	Weber St.	58 74	
						261 H	Sacramento St.	60 73	274 N	Massachusetts	58 59	
						335 H	Incarnate Word	61 56	338 A	Cal St. Fullerton	56 72	
LAST 12 Division I GAMES:												
143 A	Idaho	50 75	149 H	Eastern Wash.	46 60							
149 A	Eastern Wash.	57 64	143 H	Idaho	59 86							
261 H	Sacramento St.	60 73	243 A	Weber St.	58 74							
241 H	Portland St.	44 64	201 A	Idaho St.	43 61							
153 A	North Dakota	63 73	76 H	Colorado St.	49 63							
102 A	Northern Colo.	46 65	95 H	Wyoming	42 67							

Non-Div I Games: Rocky Mountain 64 56 Great Falls 66 55

Montana

Loss, Non-Conf, S Site, H Home A Away N Neutral

Average RPI Win:	339	WON-LOST	WINNING	LAST 10	STRENGTH OF	OPP. STRENGTH	TEAM	ADJ.	CONF.	ADJ CONF.
Average RPI Loss:	206	RECORD	PCT. RANK	GAMES	SCHEDULE	OF SCHEDULE	RPI	RPI	RPI	RPI
DIV. I ONLY	2- 16	336	0- 9	271	332	334	334	28	28	
DIV. I NON-CONF.	2- 7	284	1- 1	187	332	276	276	28	28	
TOTALS	RPI 1-25	RPI 26-50	W-L RECORDS	RPI 51-100	RPI 101-150	RPI 150+				
2- 16	0- 1	0- 2	OVERALL	0- 1	0- 1	2- 11				
1- 6	0- 0	0- 0	HOME	0- 0	0- 0	1- 6				
1- 10	0- 0	0- 1	AWAY	0- 0	0- 1	1- 1				
0- 0	0- 0	0- 0	NEUTRAL	0- 0	0- 0	0- 0				
2- 7	0- 1	0- 2	NON-CONFERENCE	0- 1	0- 0	2- 3				
1- 1	0- 0	0- 0	HOME	0- 0	0- 0	1- 1				
1- 6	0- 1	0- 2	AWAY	0- 1	0- 0	1- 2				
0- 0	0- 0	0- 0	NEUTRAL	0- 0	0- 0	0- 0				
0- 9	0- 0	0- 0	CONFERENCE	0- 0	0- 1	0- 8				
0- 5	0- 0	0- 0	HOME	0- 0	0- 0	0- 5				
0- 4	0- 0	0- 0	AWAY	0- 0	0- 1	0- 3				
0- 0	0- 0	0- 0	NEUTRAL	0- 0	0- 0	0- 0				

RPI 1-25				RPI 26-50				RPI 51-100				RPI 101+ Team's RPI: 334			
RPI	S	Opponent	Score	RPI	S	Opponent	Score	RPI	S	Opponent	Score	RPI	S	Opponent	Score
12	A	Duke	48 105	39	A	Marquette	37 87	82	A	Charlotte	41 66	123	A	Radford	55 73
				49	A	West Virginia	40 107					212	H	UNC Asheville	53 80
												226	H	Campbell	54 66
												234	A	Marshall	50 70
												240	A	Presbyterian	55 65
												267	H	Norfolk St.	56 85
												275	A	Liberty	47 92
												281	H	Gardner-Webb	43 77
												284	H	Charleston So.	47 62
												308	H	High Point	49 80
												326	A	Winthrop	72 78
												337	A	UMass Lowell	72 59
												341	H	Delaware St.	88 77
												344	A	Fairleigh Dickinson	59 75
LAST 12 Division I GAMES:															
308	H	High Point	49 80	281	H	Gardner-Webb	43 77								
284	H	Charleston So.	47 62	212	H	UNC Asheville	53 80								
326	A	Winthrop	72 78	240	A	Presbyterian	55 65								
226	H	Campbell	54 66	341	H	Delaware St.	88 77								
275	A	Liberty	47 92	234	A	Marshall	50 70								
123	A	Radford	55 73	49	A	West Virginia	40 107								

Non-Div I Games: West Va. Tech 58 76 Milligan 71 47

Longwood

Loss, Non-Conf, S Site, H Home A Away N Neutral

Average RPI Win: 330		WON-LOST	WINNING	LAST 10	STRENGTH OF	OPP. STRENGTH	TEAM	ADJ.	CONF.	ADJ CONF.
Average RPI Loss: 203		RECORD	PCT. RANK	GAMES	SCHEDULE	OF SCHEDULE	RPI	RPI	RPI	RPI
DIV. I ONLY		4- 16	314	3- 7	333	316	335	335	27	27
DIV. I NON-CONF.		0- 9	335	0- 0	332	251	349	349	27	27
TOTALS	RPI 1-25		RPI 26-50		W-L RECORDS		RPI 51-100		RPI 101-150	RPI 150+
4- 16	0- 0		0- 0		OVERALL		0- 0		0- 5	4- 11
2- 6	0- 0		0- 0		HOME		0- 0		0- 2	2- 4
2- 8	0- 0		0- 0		AWAY		0- 0		0- 0	2- 0
0- 2	0- 0		0- 0		NEUTRAL		0- 0		0- 0	0- 2
0- 9	0- 0		0- 0		NON-CONFERENCE		0- 0		0- 1	0- 8
0- 2	0- 0		0- 0		HOME		0- 0		0- 0	0- 2
0- 5	0- 0		0- 0		AWAY		0- 0		0- 1	0- 4
0- 2	0- 0		0- 0		NEUTRAL		0- 0		0- 0	0- 2
4- 7	0- 0		0- 0		CONFERENCE		0- 0		0- 4	4- 3
2- 4	0- 0		0- 0		HOME		0- 0		0- 2	2- 2
2- 3	0- 0		0- 0		AWAY		0- 0		0- 2	2- 1
0- 0	0- 0		0- 0		NEUTRAL		0- 0		0- 0	0- 0

RPI 1-25				RPI 26-50				RPI 51-100				RPI 101+				Team's RPI: 335	
RPI	S	Opponent	Score	RPI	S	Opponent	Score	RPI	S	Opponent	Score	RPI	S	Opponent	Score		
												101	H	SFA	75	94	
												113	A	Central Ark.	50	63	
												114	H	Abilene Christian	66	75	
												132	A	Lamar University	54	83	
												142	A	TCU	40	88	
												152	H	Rice	43	60	
												171	A	Wichita St.	63	73	
												195	H	New Orleans	67	71	
												209	A	Texas St.	50	67	
												210	N	Utah St.	46	79	
												216	A	North Texas	61	84	
												247	N	Murray St.	68	72	
												259	H	Eastern Mich.	47	66	
												307	A	Nicholls St.	78	52	
												320	H	Northwestern St.	74	76	
												333	A	Montana	56	61	
												336	A	Southeastern La.	85	76	
												336	H	Southeastern La.	96	56	
												339	A	Houston Baptist	51	68	
												339	H	Houston Baptist	69	54	
LAST 12 Division I GAMES:																	
				339	H	Houston Baptist	69 54	132	A	Lamar University	54 83						
				113	A	Central Ark.	50 63	195	H	New Orleans	67 71						
				114	H	Abilene Christian	66 75	320	H	Northwestern St.	74 76						
				101	H	SFA	75 94	336	A	Southeastern La.	85 76						
				336	H	Southeastern La.	96 56	307	A	Nicholls St.	78 52						
				339	A	Houston Baptist	51 68	171	A	Wichita St.	63 73						

Non-Div I Games: LSU-Alexandria 106 79 Tex. A&M-Kingsville 79 66

Incarnate Word

■ Loss, ■ Non-Conf, S Site, H Home A Away N Neutral

Page 335

Average RPI Win:	306	WON-LOST	WINNING	LAST 10	STRENGTH OF	OPP. STRENGTH	TEAM	ADJ.	CONF.	ADJ CONF.
Average RPI Loss:	203	RECORD	PCT. RANK	GAMES	SCHEDULE	OF SCHEDULE	RPI	RPI	RPI	RPI
DIV. I ONLY	3- 17	327	2- 8	322	303	336	336	27	27	
DIV. I NON-CONF.	1- 9	323	0- 2	144	230	307	307	27	27	
TOTALS	RPI 1-25	RPI 26-50	W-L RECORDS	RPI 51-100	RPI 101-150	RPI 150+				
3- 17	0- 1	0- 0	OVERALL	0- 3	0- 3	3- 10				
2- 5	0- 0	0- 0	HOME	0- 0	0- 1	2- 4				
1- 12	0- 1	0- 0	AWAY	0- 3	0- 2	1- 6				
0- 0	0- 0	0- 0	NEUTRAL	0- 0	0- 0	0- 0				
1- 9	0- 1	0- 0	NON-CONFERENCE	0- 3	0- 1	1- 4				
1- 1	0- 0	0- 0	HOME	0- 0	0- 0	1- 1				
0- 8	0- 1	0- 0	AWAY	0- 3	0- 1	0- 3				
0- 0	0- 0	0- 0	NEUTRAL	0- 0	0- 0	0- 0				
2- 8	0- 0	0- 0	CONFERENCE	0- 0	0- 2	2- 6				
1- 4	0- 0	0- 0	HOME	0- 0	0- 1	1- 3				
1- 4	0- 0	0- 0	AWAY	0- 0	0- 1	1- 3				
0- 0	0- 0	0- 0	NEUTRAL	0- 0	0- 0	0- 0				

RPI 1-25				RPI 26-50				RPI 51-100				RPI 101+ Team's RPI: 336			
RPI	S	Opponent	Score	RPI	S	Opponent	Score	RPI	S	Opponent	Score	RPI	S	Opponent	Score
5	A	Baylor	38 109					66	A	Florida	51 102	103	A	Ole Miss	31 81
								76	A	Colorado St.	31 77	114	H	Abilene Christian	57 82
								79	A	Colorado	54 112	132	A	Lamar University	68 86
												178	A	Houston	80 83
												204	A	Louisiana	77 86
												258	H	Bethune-Cookman	75 63
												264	H	Grambling	71 87
												279	H	McNeese	83 86
												288	A	A&M-Corpus Christi	61 77
												307	H	Nicholls St.	60 76
												320	H	Northwestern St.	69 58
												335	A	Incarinate Word	56 96
												335	H	Incarinate Word	76 85
												339	A	Houston Baptist	87 71
												343	A	Sam Houston St.	61 68
												347	A	Jackson St.	66 83
LAST 12 Division I GAMES:															
307	H	Nicholls St.	60 76	132	A	Lamar University	68 86								
343	A	Sam Houston St.	61 68	339	A	Houston Baptist	87 71								
320	H	Northwestern St.	69 58	335	H	Incarinate Word	76 85								
335	A	Incarinate Word	56 96	114	H	Abilene Christian	57 82								
279	H	McNeese	83 86	66	A	Florida	51 102								
288	A	A&M-Corpus Christi	61 77	264	H	Grambling	71 87								

Non-Div I Games: Mobile 67 52

Southeastern La.

■ Loss,
 ■ Non-Conf, S Site,
 ■ Home
 ■ Away
 N Neutral

Average RPI Win:	306	WON-LOST	WINNING	LAST 10	STRENGTH OF	OPP. STRENGTH	TEAM	ADJ.	CONF.	ADJ CONF.
Average RPI Loss:	195	RECORD	PCT. RANK	GAMES	SCHEDULE	OF SCHEDULE	RPI	RPI	RPI	RPI
DIV. I ONLY	2- 19	341	0- 9	263	279	337	337	20	20	
DIV. I NON-CONF.	2- 10	305	1- 1	304	326	343	343	21	21	
TOTALS	RPI 1-25	RPI 26-50	W-L RECORDS	RPI 51-100	RPI 101-150	RPI 150+				
2- 19	0- 1	0- 0	OVERALL	0- 2	0- 3	2- 13				
2- 8	0- 0	0- 0	HOME	0- 1	0- 1	2- 6				
0- 11	0- 1	0- 0	AWAY	0- 1	0- 2	0- 7				
0- 0	0- 0	0- 0	NEUTRAL	0- 0	0- 0	0- 0				
2- 10	0- 1	0- 0	NON-CONFERENCE	0- 1	0- 1	2- 7				
2- 3	0- 0	0- 0	HOME	0- 0	0- 0	2- 3				
0- 7	0- 1	0- 0	AWAY	0- 1	0- 1	0- 4				
0- 0	0- 0	0- 0	NEUTRAL	0- 0	0- 0	0- 0				
0- 9	0- 0	0- 0	CONFERENCE	0- 1	0- 2	0- 6				
0- 5	0- 0	0- 0	HOME	0- 1	0- 1	0- 3				
0- 4	0- 0	0- 0	AWAY	0- 0	0- 1	0- 3				
0- 0	0- 0	0- 0	NEUTRAL	0- 0	0- 0	0- 0				

RPI 1-25				RPI 26-50				RPI 51-100				RPI 101+ Team's RPI: 337			
RPI	S	Opponent	Score	RPI	S	Opponent	Score	RPI	S	Opponent	Score	RPI	S	Opponent	Score
18	A	Maryland	44 100					51	A	Indiana	45 79	118	H	Maine	44 65
								89	H	New Hampshire	57 76	133	A	Hartford	59 80
												147	A	Columbia	57 76
												155	A	Towson	56 90
												170	H	Fairfield	41 65
												172	A	Albany (NY)	69 93
												172	H	Albany (NY)	60 79
												196	H	Binghamton	48 58
												242	A	Stony Brook	53 83
												250	A	UMBC	72 79
												268	H	Colgate	82 77
												270	A	Boston U.	56 66
												280	H	Vermont	46 61
												294	H	Rhode Island	57 64
												295	A	Bryant	62 73
												314	A	Holy Cross	47 62
												334	H	Longwood	59 72
												344	H	Fairleigh Dickinson	61 55
LAST 12 Division I GAMES:															
172	H	Albany (NY)	60 79	118	H	Maine	44 65								
89	H	New Hampshire	57 76	196	H	Binghamton	48 58								
250	A	UMBC	72 79	172	A	Albany (NY)	69 93								
280	H	Vermont	46 61	295	A	Bryant	62 73								
242	A	Stony Brook	53 83	268	H	Colgate	82 77								
133	A	Hartford	59 80	314	A	Holy Cross	47 62								

Non-Div I Games: Keene St. 74 48

UMass Lowell

■ Loss,
 ■ Non-Conf,
 ■ S Site,
 ■ H Home
 ■ A Away
 N Neutral

Average RPI Win:	330	WON-LOST	WINNING	LAST 10	STRENGTH OF	OPP. STRENGTH	TEAM	ADJ.	CONF.	ADJ CONF.
Average RPI Loss:	188	RECORD	PCT. RANK	GAMES	SCHEDULE	OF SCHEDULE	RPI	RPI	RPI	RPI
DIV. I ONLY	2- 18	337	1- 8	272	276	338	338	25	25	
DIV. I NON-CONF.	1- 10	325	0- 2	316	297	346	346	23	23	
TOTALS	RPI 1-25	RPI 26-50	W-L RECORDS	RPI 51-100	RPI 101-150	RPI 150+				
2- 18	0- 0	0- 0	OVERALL	0- 2	0- 5	2- 11				
2- 8	0- 0	0- 0	HOME	0- 1	0- 3	2- 4				
0- 10	0- 0	0- 0	AWAY	0- 1	0- 2	0- 7				
0- 0	0- 0	0- 0	NEUTRAL	0- 0	0- 0	0- 0				
1- 10	0- 0	0- 0	NON-CONFERENCE	0- 1	0- 3	1- 6				
1- 5	0- 0	0- 0	HOME	0- 0	0- 2	1- 3				
0- 5	0- 0	0- 0	AWAY	0- 1	0- 1	0- 3				
0- 0	0- 0	0- 0	NEUTRAL	0- 0	0- 0	0- 0				
1- 8	0- 0	0- 0	CONFERENCE	0- 1	0- 2	1- 5				
1- 3	0- 0	0- 0	HOME	0- 1	0- 1	1- 1				
0- 5	0- 0	0- 0	AWAY	0- 0	0- 1	0- 4				
0- 0	0- 0	0- 0	NEUTRAL	0- 0	0- 0	0- 0				

RPI 1-25				RPI 26-50				RPI 51-100				RPI 101+				Team's RPI: 338	
RPI	S	Opponent	Score	RPI	S	Opponent	Score	RPI	S	Opponent	Score	RPI	S	Opponent	Score		
								95	A	Wyoming	26	61	104	A	UC Davis	39	59
								96	H	Long Beach St.	48	65	104	H	UC Davis	51	70
												143	H	Idaho	86	88	
												147	H	Columbia	46	61	
												149	A	Eastern Wash.	67	84	
												169	A	UC Riverside	45	68	
												197	H	Loyola Marymount	62	77	
												203	A	CSUN	41	58	
												218	A	San Diego	50	103	
												225	H	San Diego St.	61	71	
												228	A	Hawaii	50	60	
												236	A	UC Santa Barbara	37	57	
												236	H	UC Santa Barbara	49	56	
												241	A	Portland St.	73	81	
												296	A	Denver	58	77	
												303	H	Pepperdine	58	69	
												327	H	UC Irvine	64	53	
												333	H	Montana	72	56	
LAST 12 Division I GAMES:																	
236	A	UC Santa Barbara	37	57	228	A	Hawaii	50	60								
104	A	UC Davis	39	59	236	H	UC Santa Barbara	49	56								
96	H	Long Beach St.	48	65	203	A	CSUN	41	58								
169	A	UC Riverside	45	68	147	H	Columbia	46	61								
104	H	UC Davis	51	70	225	H	San Diego St.	61	71								
327	H	UC Irvine	64	53	303	H	Pepperdine	58	69								

Non-Div I Games: Antelope Valley 64 56 Whittier 97 49

Cal St. Fullerton

■ Loss,
 ■ Non-Conf, S Site,
 ■ Home
 ■ Away
 N Neutral

Average RPI Win:	339	WON-LOST	WINNING	LAST 10	STRENGTH OF	OPP. STRENGTH	TEAM	ADJ.	CONF.	ADJ CONF.
Average RPI Loss:	196	RECORD	PCT. RANK	GAMES	SCHEDULE	OF SCHEDULE	RPI	RPI	RPI	RPI
DIV. I ONLY	2- 15	334	2- 8	286	309	339	339	27	27	
DIV. I NON-CONF.	0- 8	335	0- 2	118	189	320	320	27	27	
TOTALS	RPI 1-25	RPI 26-50	W-L RECORDS	RPI 51-100	RPI 101-150	RPI 150+				
2- 15	0- 2	0- 0	OVERALL	0- 0	0- 4	2- 9				
2- 7	0- 0	0- 0	HOME	0- 0	0- 2	2- 5				
0- 8	0- 0	0- 0	AWAY	0- 0	0- 0	0- 2				
0- 0	0- 0	0- 0	NEUTRAL	0- 0	0- 0	0- 0				
0- 8	0- 2	0- 0	NON-CONFERENCE	0- 0	0- 2	0- 4				
0- 4	0- 0	0- 0	HOME	0- 0	0- 1	0- 3				
0- 4	0- 2	0- 0	AWAY	0- 0	0- 1	0- 1				
0- 0	0- 0	0- 0	NEUTRAL	0- 0	0- 0	0- 0				
2- 7	0- 0	0- 0	CONFERENCE	0- 0	0- 2	2- 5				
2- 3	0- 0	0- 0	HOME	0- 0	0- 1	2- 2				
0- 4	0- 0	0- 0	AWAY	0- 0	0- 1	0- 3				
0- 0	0- 0	0- 0	NEUTRAL	0- 0	0- 0	0- 0				

RPI 1-25				RPI 26-50				RPI 51-100				RPI 101+ Team's RPI: 339			
RPI	S	Opponent	Score	RPI	S	Opponent	Score	RPI	S	Opponent	Score	RPI	S	Opponent	Score
5	A	Baylor	43 118									101	A	SFA	49 86
11	A	Texas	46 98									113	H	Central Ark.	49 80
												125	A	Arkansas	40 101
												145	H	Oral Roberts	65 75
												152	H	Rice	53 79
												195	H	New Orleans	63 73
												213	H	Texas Southern	34 50
												279	A	McNeese	53 68
												292	A	UTEP	45 75
												307	A	Nicholls St.	57 76
												331	H	La.-Monroe	65 77
												335	A	Incarnate Word	54 69
												335	H	Incarnate Word	68 51
												336	H	Southeastern La.	71 87
												343	H	Sam Houston St.	61 51
LAST 12 Division I GAMES:															
335	A	Incarnate Word	54 69	336	H	Southeastern La.	71 87								
307	A	Nicholls St.	57 76	343	H	Sam Houston St.	61 51								
195	H	New Orleans	63 73	101	A	SFA	49 86								
335	H	Incarnate Word	68 51	125	A	Arkansas	40 101								
113	H	Central Ark.	49 80	331	H	La.-Monroe	65 77								
279	A	McNeese	53 68	213	H	Texas Southern	34 50								

Non-Div I Games: S'western Assemblie71 52 Arlington Baptist 75 55

Houston Baptist

Loss, Non-Conf, S Site, H Home A Away N Neutral

Average RPI Win:	301	WON-LOST	WINNING	LAST 10	STRENGTH OF	OPP. STRENGTH	TEAM	ADJ.	CONF.	ADJ CONF.
Average RPI Loss:	228	RECORD	PCT. RANK	GAMES	SCHEDULE	OF SCHEDULE	RPI	RPI	RPI	RPI
DIV. I ONLY	3- 14	322	2- 8	344	317	340	340	32	32	
DIV. I NON-CONF.	1- 8	314	0- 4	326	240	341	341	31	31	
TOTALS	RPI 1-25	RPI 26-50	W-L RECORDS	RPI 51-100	RPI 101-150	RPI 150+				
3- 14	0- 0	0- 0	OVERALL	0- 1	0- 3	3- 10				
1- 4	0- 0	0- 0	HOME	0- 0	0- 0	1- 4				
2- 9	0- 0	0- 0	AWAY	0- 1	0- 3	2- 5				
0- 1	0- 0	0- 0	NEUTRAL	0- 0	0- 0	0- 1				
1- 8	0- 0	0- 0	NON-CONFERENCE	0- 1	0- 2	1- 5				
0- 1	0- 0	0- 0	HOME	0- 0	0- 0	0- 1				
1- 6	0- 0	0- 0	AWAY	0- 1	0- 2	1- 3				
0- 1	0- 0	0- 0	NEUTRAL	0- 0	0- 0	0- 1				
2- 6	0- 0	0- 0	CONFERENCE	0- 0	0- 1	2- 5				
1- 3	0- 0	0- 0	HOME	0- 0	0- 0	1- 3				
1- 3	0- 0	0- 0	AWAY	0- 0	0- 1	1- 2				
0- 0	0- 0	0- 0	NEUTRAL	0- 0	0- 0	0- 0				

RPI 1-25				RPI 26-50				RPI 51-100				RPI 101+				Team's RPI: 340	
RPI	S	Opponent	Score	RPI	S	Opponent	Score	RPI	S	Opponent	Score	RPI	S	Opponent	Score		
								73	A	North Carolina	49	82	105	A	Georgia	50	64
												122	A	Clemson	36	56	
												141	A	Hampton	46	80	
												229	A	UMES	67	60	
												231	A	Wofford	65	66	
												239	A	Howard	57	75	
												249	N	Coastal Caro.	54	63	
												255	A	Ga. Southern	58	74	
												258	H	Bethune-Cookman	34	64	
												284	A	Charleston So.	62	67	
												290	H	Savannah St.	49	60	
												293	A	Coppin St.	54	70	
												310	H	USC Upstate	67	73	
												326	A	Winthrop	63	55	
												341	H	Delaware St.	70	72	
												348	H	Morgan St.	50	46	
LAST 12 Division I GAMES:																	
239	A	Howard	57	75	258	H	Bethune-Cookman	34	64								
229	A	UMES	67	60	293	A	Coppin St.	54	70								
141	A	Hampton	46	80	73	A	North Carolina	49	82								
348	H	Morgan St.	50	46	255	A	Ga. Southern	58	74								
341	H	Delaware St.	70	72	122	A	Clemson	36	56								
290	H	Savannah St.	49	60	249	N	Coastal Caro.	54	63								

Non-Div I Games: St. Andrews 72 35 Morris 85 57

South Carolina St.

Loss, Non-Conf, S Site, H Home A Away N Neutral

Average RPI Win:	342	WON-LOST	WINNING	LAST 10	STRENGTH OF	OPP. STRENGTH	TEAM	ADJ.	CONF.	ADJ CONF.
Average RPI Loss:	209	RECORD	PCT. RANK	GAMES	SCHEDULE	OF SCHEDULE	RPI	RPI	RPI	RPI
DIV. I ONLY	3- 19	332	2- 8	337	311	341	341	32	32	
DIV. I NON-CONF.	1- 12	332	0- 3	249	239	328	328	31	31	
TOTALS	RPI 1-25	RPI 26-50	W-L RECORDS	RPI 51-100	RPI 101-150	RPI 150+				
3- 19	0- 0	0- 1	OVERALL	0- 3	0- 2	3- 13				
1- 7	0- 0	0- 0	HOME	0- 1	0- 1	1- 5				
2- 12	0- 0	0- 1	AWAY	0- 2	0- 1	2- 8				
0- 0	0- 0	0- 0	NEUTRAL	0- 0	0- 0	0- 0				
1- 12	0- 0	0- 1	NON-CONFERENCE	0- 3	0- 1	1- 7				
0- 3	0- 0	0- 0	HOME	0- 1	0- 0	0- 2				
1- 9	0- 0	0- 1	AWAY	0- 2	0- 1	1- 5				
0- 0	0- 0	0- 0	NEUTRAL	0- 0	0- 0	0- 0				
2- 7	0- 0	0- 0	CONFERENCE	0- 0	0- 1	2- 6				
1- 4	0- 0	0- 0	HOME	0- 0	0- 1	1- 3				
1- 3	0- 0	0- 0	AWAY	0- 0	0- 0	1- 3				
0- 0	0- 0	0- 0	NEUTRAL	0- 0	0- 0	0- 0				

RPI S	Opponent	Score	RPI S	Opponent	Score	RPI S	Opponent	Score	RPI S	Opponent	Score	Team's RPI: 341
			43 A	Virginia Tech	48 88	70 A	Drexel	44 69	130 A	William & Mary	48 82	
						85 H	Cornell	51 72	141 H	Hampton	52 83	
						91 A	Iowa St.	57 88	158 A	La Salle	38 78	
									159 H	Detroit	71 90	
									174 A	Xavier	53 86	
									180 A	Hofstra	44 64	
									267 H	Norfolk St.	74 82	
									273 A	N.C. A&T	44 83	
									273 H	N.C. A&T	60 68	
									290 A	Savannah St.	57 64	
									309 A	Lehigh	80 91	
									312 H	NJIT	43 57	
									334 A	Longwood	77 88	
									340 A	South Carolina St.	72 70	
									342 A	N.C. Central	63 68	
									342 H	N.C. Central	55 51	
									345 A	Wagner	61 49	
									346 H	Florida A&M	56 65	
LAST 12 Division I GAMES:												
273 H	N.C. A&T	60 68	141 H	Hampton	52 83							
342 H	N.C. Central	55 51	342 A	N.C. Central	63 68							
346 H	Florida A&M	56 65	273 A	N.C. A&T	44 83							
290 A	Savannah St.	57 64	85 H	Cornell	51 72							
340 A	South Carolina St.	72 70	43 A	Virginia Tech	48 88							
267 H	Norfolk St.	74 82	334 A	Longwood	77 88							

Non-Div I Games:

Delaware St.

■ Loss,
 ■ Non-Conf,
 ■ S Site,
 ■ Home
 ■ A Away
 N Neutral

WON-LOST				STRENGTH OF		OPP. STRENGTH		TEAM		CONF.		ADJ. CONF.	
Average RPI Win:	285	WON-LOST	WINNING	LAST 10	SCHEDULE	OF SCHEDULE	RPI	ADJ. RPI	RPI	RPI	RPI	RPI	RPI
Average RPI Loss:	218	RECORD	PCT. RANK	GAMES									
DIV. I ONLY	2- 15	334	2- 8	298	335	342	342	32	32				
DIV. I NON-CONF.	0- 10	335	0- 5	226	292	344	344	31	31				
TOTALS	RPI 1-25	RPI 26-50	W-L RECORDS	RPI 51-100	RPI 101-150	RPI 150+							
2- 15	0- 0	0- 1	OVERALL	0- 1	0- 2	2- 11							
2- 6	0- 0	0- 0	HOME	0- 0	0- 0	2- 6							
0- 9	0- 0	0- 1	AWAY	0- 1	0- 2	0- 5							
0- 0	0- 0	0- 0	NEUTRAL	0- 0	0- 0	0- 0							
0- 10	0- 0	0- 1	NON-CONFERENCE	0- 1	0- 1	0- 7							
0- 4	0- 0	0- 0	HOME	0- 0	0- 0	0- 4							
0- 6	0- 0	0- 1	AWAY	0- 1	0- 1	0- 3							
0- 0	0- 0	0- 0	NEUTRAL	0- 0	0- 0	0- 0							
2- 5	0- 0	0- 0	CONFERENCE	0- 0	0- 1	2- 4							
2- 2	0- 0	0- 0	HOME	0- 0	0- 0	2- 2							
0- 3	0- 0	0- 0	AWAY	0- 0	0- 1	0- 2							
0- 0	0- 0	0- 0	NEUTRAL	0- 0	0- 0	0- 0							

RPI 1-25				RPI 26-50				RPI 51-100				RPI 101+				Team's RPI: 342	
RPI	S	Opponent	Score	RPI	S	Opponent	Score	RPI	S	Opponent	Score	RPI	S	Opponent	Score		
				37	A	North Carolina St.	33 83	94	A	Purdue	27 61	126	A	Old Dominion	52 83		
												141	A	Hampton	36 60		
												226	A	Campbell	30 61		
												229	H	UMES	68 59		
												231	H	Wofford	54 64		
												239	H	Howard	50 73		
												240	H	Presbyterian	63 72		
												248	A	Furman	40 60		
												249	A	Coastal Caro.	50 66		
												253	H	UNCG	51 64		
												267	A	Norfolk St.	40 71		
												273	H	N.C. A&T	38 62		
												310	H	USC Upstate	58 68		
												341	A	Delaware St.	51 55		
												341	H	Delaware St.	68 63		
LAST 12 Division I GAMES:																	
				341	A	Delaware St.	51 55	229	H	UMES	68 59						
				273	H	N.C. A&T	38 62	310	H	USC Upstate	58 68						
				239	H	Howard	50 73	248	A	Furman	40 60						
				141	A	Hampton	36 60	240	H	Presbyterian	63 72						
				267	A	Norfolk St.	40 71	253	H	UNCG	51 64						
				341	H	Delaware St.	68 63	37	A	North Carolina St.	33 83						

Non-Div I Games: Johnson & Wales (NC75 38

Pfeiffer	47	50
----------	----	----

N.C. Central

Loss, Non-Conf, S Site, H Home A Away N Neutral

Average RPI Win:	336	WON-LOST	WINNING	LAST 10	STRENGTH OF	OPP. STRENGTH	TEAM	ADJ.	CONF.	ADJ CONF.
Average RPI Loss:	215	RECORD	PCT. RANK	GAMES	SCHEDULE	OF SCHEDULE	RPI	RPI	RPI	RPI
DIV. I ONLY	1- 17	342	1- 9	280	328	343	343	27	27	
DIV. I NON-CONF.	0- 9	335	0- 3	157	319	337	337	27	27	
TOTALS	RPI 1-25	RPI 26-50	W-L RECORDS	RPI 51-100	RPI 101-150	RPI 150+				
1- 17	0- 0	0- 1	OVERALL	0- 0	0- 4	1- 12				
1- 5	0- 0	0- 0	HOME	0- 0	0- 2	1- 3				
0- 11	0- 0	0- 1	AWAY	0- 0	0- 2	0- 7				
0- 1	0- 0	0- 0	NEUTRAL	0- 0	0- 0	0- 1				
0- 9	0- 0	0- 1	NON-CONFERENCE	0- 0	0- 2	0- 6				
0- 1	0- 0	0- 0	HOME	0- 0	0- 0	0- 1				
0- 7	0- 0	0- 1	AWAY	0- 0	0- 2	0- 4				
0- 1	0- 0	0- 0	NEUTRAL	0- 0	0- 0	0- 1				
1- 8	0- 0	0- 0	CONFERENCE	0- 0	0- 2	1- 6				
1- 4	0- 0	0- 0	HOME	0- 0	0- 2	1- 2				
0- 4	0- 0	0- 0	AWAY	0- 0	0- 0	0- 4				
0- 0	0- 0	0- 0	NEUTRAL	0- 0	0- 0	0- 0				

RPI S	Opponent	Score	RPI S	Opponent	Score	RPI S	Opponent	Score	RPI S	Opponent	Score	Team's RPI: 343
29	A LSU	41 89							101	H SFA	65 83	
									125	A Arkansas	39 71	
									132	H Lamar University	44 70	
									142	A TCU	37 81	
									152	A Rice	51 77	
									195	A New Orleans	49 78	
									209	A Texas St.	46 69	
									234	N Marshall	50 73	
									260	A UTRGV	50 78	
									260	H UTRGV	45 69	
									279	A McNeese	56 79	
									288	H A&M-Corpus Christi	37 63	
									289	A Prairie View	65 75	
									307	H Nicholls St.	59 66	
									320	A Northwestern St.	51 78	
									336	H Southeastern La.	68 61	
									339	A Houston Baptist	51 61	
LAST 12 Division I GAMES:												
101	H SFA	65 83	307	H Nicholls St.	59 66							
336	H Southeastern La.	68 61	279	A McNeese	56 79							
288	H A&M-Corpus Christi	37 63	339	A Houston Baptist	51 61							
132	H Lamar University	44 70	209	A Texas St.	46 69							
320	A Northwestern St.	51 78	29	A LSU	41 89							
195	A New Orleans	49 78	289	A Prairie View	65 75							

Non-Div I Games: Wiley 51 57

Sam Houston St.

Loss, Non-Conf, S Site, H Home A Away N Neutral

Average RPI Win:	329	WON-LOST	WINNING	LAST 10	STRENGTH OF	OPP. STRENGTH	TEAM	ADJ.	CONF.	ADJ CONF.
Average RPI Loss:	262	RECORD	PCT. RANK	GAMES	SCHEDULE	OF SCHEDULE	RPI	RPI	RPI	RPI
DIV. I ONLY	5- 15	293	3- 7	349	347	344	344	31	31	
DIV. I NON-CONF.	2- 8	288	0- 2	346	341	347	347	32	32	
TOTALS	RPI 1-25	RPI 26-50	W-L RECORDS	RPI 51-100	RPI 101-150	RPI 150+				
5- 15	0- 0	0- 0	OVERALL	0- 0	0- 1	5- 14				
2- 7	0- 0	0- 0	HOME	0- 0	0- 0	2- 7				
3- 8	0- 0	0- 0	AWAY	0- 0	0- 1	3- 6				
0- 0	0- 0	0- 0	NEUTRAL	0- 0	0- 0	0- 0				
2- 8	0- 0	0- 0	NON-CONFERENCE	0- 0	0- 1	2- 7				
1- 3	0- 0	0- 0	HOME	0- 0	0- 0	1- 3				
1- 5	0- 0	0- 0	AWAY	0- 0	0- 1	1- 4				
0- 0	0- 0	0- 0	NEUTRAL	0- 0	0- 0	0- 0				
3- 7	0- 0	0- 0	CONFERENCE	0- 0	0- 0	3- 7				
1- 4	0- 0	0- 0	HOME	0- 0	0- 0	1- 4				
2- 3	0- 0	0- 0	AWAY	0- 0	0- 0	2- 3				
0- 0	0- 0	0- 0	NEUTRAL	0- 0	0- 0	0- 0				

RPI 1-25				RPI 26-50				RPI 51-100				RPI 101+				Team's RPI: 344	
RPI	S	Opponent	Score	RPI	S	Opponent	Score	RPI	S	Opponent	Score	RPI	S	Opponent	Score		
												148	A	New Mexico	56	83	
												168	A	Army West Point	58	86	
												196	H	Binghamton	69	80	
												220	H	Saint Francis (PA)	79	82	
												230	H	Robert Morris	64	66	
												235	A	Monmouth	63	72	
												239	H	Howard	68	71	
												295	A	Bryant	48	50	
												295	H	Bryant	48	56	
												300	A	Central Conn. St.	49	68	
												306	A	Saint Peter's	43	65	
												312	A	NJIT	66	61	
												316	H	Air Force	48	56	
												321	A	St. Francis Brooklyn	59	58	
												321	H	St. Francis Brooklyn	59	66	
												325	A	Mt. St. Mary's	50	61	
												332	H	LIU Brooklyn	64	46	
												334	H	Longwood	75	59	
												337	A	UMass Lowell	55	61	
												345	A	Wagner	59	53	
LAST 12 Division I GAMES:																	
				295	A	Bryant	48	50				295	H	Bryant	48	56	
				321	A	St. Francis Brooklyn	59	58				345	A	Wagner	59	53	
				321	H	St. Francis Brooklyn	59	66				230	H	Robert Morris	64	66	
				332	H	LIU Brooklyn	64	46				220	H	Saint Francis (PA)	79	82	
				325	A	Mt. St. Mary's	50	61				239	H	Howard	68	71	
				300	A	Central Conn. St.	49	68				306	A	Saint Peter's	43	65	

Non-Div I Games: Queens (NY)

54 70

Fairleigh Dickinson

Loss, Non-Conf, S Site, H Home A Away N Neutral

Average RPI Win: 321	WON-LOST	WINNING	LAST 10	STRENGTH OF	OPP. STRENGTH	TEAM	ADJ.	CONF.	ADJ CONF.
Average RPI Loss: 224	RECORD	PCT. RANK	GAMES	SCHEDULE	OF SCHEDULE	RPI	RPI	RPI	RPI
DIV. I ONLY	1- 19	344	1- 9	264	346	345	345	31	31
DIV. I NON-CONF.	0- 10	335	0- 2	145	340	335	335	32	32
TOTALS	RPI 1-25	RPI 26-50	W-L RECORDS	RPI 51-100	RPI 101-150	RPI 150+			
1- 19	0- 0	0- 0	OVERALL	0- 2	0- 2	1- 15			
1- 9	0- 0	0- 0	HOME	0- 0	0- 2	1- 7			
0- 10	0- 0	0- 0	AWAY	0- 2	0- 0	0- 8			
0- 0	0- 0	0- 0	NEUTRAL	0- 0	0- 0	0- 0			
0- 10	0- 0	0- 0	NON-CONFERENCE	0- 2	0- 2	0- 6			
0- 5	0- 0	0- 0	HOME	0- 0	0- 2	0- 3			
0- 5	0- 0	0- 0	AWAY	0- 2	0- 0	0- 3			
0- 0	0- 0	0- 0	NEUTRAL	0- 0	0- 0	0- 0			
1- 9	0- 0	0- 0	CONFERENCE	0- 0	0- 0	1- 9			
1- 4	0- 0	0- 0	HOME	0- 0	0- 0	1- 4			
0- 5	0- 0	0- 0	AWAY	0- 0	0- 0	0- 5			
0- 0	0- 0	0- 0	NEUTRAL	0- 0	0- 0	0- 0			

RPI S	Opponent	Score	RPI S	Opponent	Score	RPI S	Opponent	Score	RPI S	Opponent	Score	Team's RPI: 345
						84	A St. John's (NY)	34 62	134	H Yale	52 66	
						89	A New Hampshire	40 73	150	H Penn	39 63	
									155	H Towson	40 69	
									168	A Army West Point	40 85	
									172	H Albany (NY)	50 75	
									202	A Sacred Heart	52 62	
									202	H Sacred Heart	56 70	
									208	A Princeton	44 107	
									220	H Saint Francis (PA)	46 67	
									230	H Robert Morris	63 82	
									295	A Bryant	61 70	
									300	A Central Conn. St.	53 66	
									312	A NJIT	45 68	
									321	H St. Francis Brooklyn	58 45	
									325	A Mt. St. Mary's	47 66	
									332	A LIU Brooklyn	64 69	
									341	H Delaware St.	49 61	
									344	H Fairleigh Dickinson	53 59	
LAST 12 Division I GAMES:												
321	H	St. Francis Brooklyn	58	45	202	H	Sacred Heart	56	70			
220	H	Saint Francis (PA)	46	67	344	H	Fairleigh Dickinson	53	59			
332	A	LIU Brooklyn	64	69	325	A	Mt. St. Mary's	47	66			
202	A	Sacred Heart	52	62	300	A	Central Conn. St.	53	66			
295	A	Bryant	61	70	208	A	Princeton	44	107			
230	H	Robert Morris	63	82	84	A	St. John's (NY)	34	62			

Non-Div I Games: Staten Island 62 60

Wagner

Loss, Non-Conf, S Site, H Home A Away N Neutral

Average RPI Win:	317	WON-LOST	WINNING	LAST 10	STRENGTH OF	OPP. STRENGTH	TEAM	ADJ.	CONF.	ADJ CONF.
Average RPI Loss:	233	RECORD	PCT. RANK	GAMES	SCHEDULE	OF SCHEDULE	RPI	RPI	RPI	RPI
DIV. I ONLY	4- 15	312	4- 5	345	340	346	346	32	32	
DIV. I NON-CONF.	0- 11	335	0- 3	309	303	348	348	31	31	
TOTALS	RPI 1-25	RPI 26-50	W-L RECORDS	RPI 51-100	RPI 101-150	RPI 150+				
4- 15	0- 0	0- 0	OVERALL	0- 1	0- 1	4- 13				
2- 6	0- 0	0- 0	HOME	0- 0	0- 0	2- 6				
2- 5	0- 0	0- 0	AWAY	0- 0	0- 1	2- 4				
0- 4	0- 0	0- 0	NEUTRAL	0- 1	0- 0	0- 3				
0- 11	0- 0	0- 0	NON-CONFERENCE	0- 1	0- 1	0- 9				
0- 4	0- 0	0- 0	HOME	0- 0	0- 0	0- 4				
0- 3	0- 0	0- 0	AWAY	0- 0	0- 1	0- 2				
0- 4	0- 0	0- 0	NEUTRAL	0- 1	0- 0	0- 3				
4- 4	0- 0	0- 0	CONFERENCE	0- 0	0- 0	4- 4				
2- 2	0- 0	0- 0	HOME	0- 0	0- 0	2- 2				
2- 2	0- 0	0- 0	AWAY	0- 0	0- 0	2- 2				
0- 0	0- 0	0- 0	NEUTRAL	0- 0	0- 0	0- 0				

RPI 1-25			RPI 26-50			RPI 51-100			RPI 101+			Team's RPI: 346
RPI	S	Opponent	Score	RPI	S	Opponent	Score	RPI	S	Opponent	Score	
						66 N Florida	65 78	119 A Alabama		46 81		
								162 H Omaha		50 70		
								194 H Morehead St.		48 53		
								229 H UMES		59 49		
								234 A Marshall		67 77		
								239 A Howard		58 72		
								242 N Stony Brook		49 80		
								244 N Richmond		51 64		
								258 H Bethune-Cookman		41 64		
								263 N Jacksonville St.		54 66		
								287 A North Florida		60 71		
								290 A Savannah St.		52 56		
								293 H Coppin St.		62 70		
								297 H Western Caro.		61 62		
								305 H Eastern Ill.		50 66		
								341 A Delaware St.		65 56		
								348 A Morgan St.		61 26		
								348 H Morgan St.		51 48		
LAST 12 Division I GAMES:												
348 A Morgan St.		61 26	293 H Coppin St.		62 70							
341 A Delaware St.		65 56	239 A Howard		58 72							
229 H UMES		59 49	119 A Alabama		46 81							
258 H Bethune-Cookman		41 64	66 N Florida		65 78							
290 A Savannah St.		52 56	242 N Stony Brook		49 80							
348 H Morgan St.		51 48	162 H Omaha		50 70							

Non-Div I Games: Thomas (GA) 74 65 Stillman 69 59

Florida A&M

Loss, Non-Conf, S Site, H Home A Away N Neutral

Average RPI Win: 302		WON-LOST	WINNING	LAST 10	STRENGTH OF	OPP. STRENGTH	TEAM	ADJ.	CONF.	ADJ CONF.
Average RPI Loss: 261		RECORD	PCT. RANK	GAMES	SCHEDULE	OF SCHEDULE	RPI	RPI	RPI	RPI
DIV. I ONLY		3- 12	314	1- 8	348	348	347	347	30	30
DIV. I NON-CONF.		2- 4	230	1- 1	343	347	330	330	30	30
TOTALS		RPI 1-25	RPI 26-50	W-L RECORDS	RPI 51-100	RPI 101-150	RPI 150+			
3- 12	0- 0		0- 0	OVERALL	0- 0	0- 1	3- 11			
1- 4	0- 0		0- 0	HOME	0- 0	0- 0	1- 4			
1- 8	0- 0		0- 0	AWAY	0- 0	0- 0	1- 2			
1- 0	0- 0		0- 0	NEUTRAL	0- 0	0- 0	1- 0			
2- 4	0- 0		0- 0	NON-CONFERENCE	0- 0	0- 1	2- 3			
1- 0	0- 0		0- 0	HOME	0- 0	0- 0	1- 0			
0- 4	0- 0		0- 0	AWAY	0- 0	0- 1	0- 3			
1- 0	0- 0		0- 0	NEUTRAL	0- 0	0- 0	1- 0			
1- 8	0- 0		0- 0	CONFERENCE	0- 0	0- 0	1- 8			
0- 4	0- 0		0- 0	HOME	0- 0	0- 0	0- 4			
1- 4	0- 0		0- 0	AWAY	0- 0	0- 0	1- 4			
0- 0	0- 0		0- 0	NEUTRAL	0- 0	0- 0	0- 0			

RPI 1-25				RPI 26-50				RPI 51-100				RPI 101+ Team's RPI: 347			
RPI	S	Opponent	Score	RPI	S	Opponent	Score	RPI	S	Opponent	Score	RPI	S	Opponent	Score
												103	A	Ole Miss	41 89
												199	A	Alabama St.	64 73
												213	A	Texas Southern	52 62
												219	H	Southern U.	56 85
												220	N	Saint Francis (PA)	88 84
												264	A	Grambling	85 90
												277	H	Mississippi Val.	57 62
												289	A	Prairie View	63 73
												298	H	Alcorn	53 70
												307	A	Nicholls St.	76 83
												315	H	Ark.-Pine Bluff	71 78
												320	A	Northwestern St.	65 83
												328	A	Fla. Atlantic	58 67
												336	H	Southeastern La.	83 66
												349	A	Alabama A&M	64 54
LAST 12 Division I GAMES:															
				315	H	Ark.-Pine Bluff	71 78	298	H	Alcorn	53 70				
				277	H	Mississippi Val.	57 62	199	A	Alabama St.	64 73				
				264	A	Grambling	85 90	349	A	Alabama A&M	64 54				
				213	A	Texas Southern	52 62	220	N	Saint Francis (PA)	88 84				
				289	A	Prairie View	63 73	328	A	Fla. Atlantic	58 67				
				219	H	Southern U.	56 85	336	H	Southeastern La.	83 66				

Non-Div I Games:	Blue Mountain	86	54	LeMoyn	Owen	88	67	Lane	57	52	Fisk	93	54	Jackson St.
------------------	---------------	----	----	--------	------	----	----	------	----	----	------	----	----	-------------

Loss, Non-Conf, S Site, H Home A Away N Neutral

Average RPI Win:	250	WON-LOST	WINNING	LAST 10	STRENGTH OF	OPP. STRENGTH	TEAM	ADJ.	CONF.	ADJ CONF.
Average RPI Loss:	262	RECORD	PCT. RANK	GAMES	SCHEDULE	OF SCHEDULE	RPI	RPI	RPI	RPI
DIV. I ONLY	1- 19	344	0- 10	336	349	348	348	32	32	
DIV. I NON-CONF.	1- 11	330	0- 4	236	348	334	334	31	31	
TOTALS	RPI 1-25	RPI 26-50	W-L RECORDS	RPI 51-100	RPI 101-150	RPI 150+				
1- 19	0- 0	0- 0	OVERALL	0- 1	0- 1	1- 17				
0- 5	0- 0	0- 0	HOME	0- 0	0- 0	0- 5				
1- 11	0- 0	0- 0	AWAY	0- 1	0- 1	1- 9				
0- 3	0- 0	0- 0	NEUTRAL	0- 0	0- 0	0- 3				
1- 11	0- 0	0- 0	NON-CONFERENCE	0- 1	0- 1	1- 9				
0- 2	0- 0	0- 0	HOME	0- 0	0- 0	0- 2				
1- 6	0- 0	0- 0	AWAY	0- 1	0- 1	1- 4				
0- 3	0- 0	0- 0	NEUTRAL	0- 0	0- 0	0- 3				
0- 8	0- 0	0- 0	CONFERENCE	0- 0	0- 0	0- 8				
0- 3	0- 0	0- 0	HOME	0- 0	0- 0	0- 3				
0- 5	0- 0	0- 0	AWAY	0- 0	0- 0	0- 5				
0- 0	0- 0	0- 0	NEUTRAL	0- 0	0- 0	0- 0				

RPI 1-25			RPI 26-50			RPI 51-100			RPI 101+			Team's RPI: 348
RPI	S	Opponent	Score	RPI	S	Opponent	Score	RPI	S	Opponent	Score	
						74 A Dayton	42 61			111 A Saint Louis	43 71	
										188 H Brown	51 68	
										226 N Campbell	51 62	
										230 H Robert Morris	44 58	
										234 A Marshall	43 62	
										244 A Richmond	37 54	
										250 A UMBC	69 61	
										258 A Bethune-Cookman	48 50	
										267 H Norfolk St.	47 56	
										273 H N.C. A&T	62 67	
										290 A Savannah St.	62 66	
										293 A Coppin St.	45 61	
										304 A UMKC	56 64	
										311 N Eastern Ky.	58 66	
										315 N Ark.-Pine Bluff	44 53	
										325 A Mt. St. Mary's	50 65	
										340 A South Carolina St.	46 50	
										346 A Florida A&M	48 51	
										346 H Florida A&M	26 61	
LAST 12 Division I GAMES:												
346	H	Florida A&M	26 61	258	A	Bethune-Cookman	48 50					
293	A	Coppin St.	45 61	267	H	Norfolk St.	47 56					
340	A	South Carolina St.	46 50	188	H	Brown	51 68					
290	A	Savannah St.	62 66	244	A	Richmond	37 54					
273	H	N.C. A&T	62 67	315	N	Ark.-Pine Bluff	44 53					
346	A	Florida A&M	48 51	226	N	Campbell	51 62					

Non-Div I Games: Washington Adventis79 28

Morgan St.

■ Loss,
 ■ Non-Conf,
 ■ S Site,
 ■ H Home
 ■ A Away
 N Neutral

Average RPI Win:	0	WON-LOST	WINNING	LAST 10	STRENGTH OF	OPP. STRENGTH	TEAM	ADJ.	CONF.	ADJ CONF.
Average RPI Loss:	234	RECORD	PCT. RANK	GAMES	SCHEDULE	OF SCHEDULE	RPI	RPI	RPI	RPI
DIV. I ONLY	0- 16	348	0- 10	317	336	349	349	30	30	
DIV. I NON-CONF.	0- 7	335	0- 3	183	271	340	340	30	30	
TOTALS	RPI 1-25	RPI 26-50	W-L RECORDS	RPI 51-100	RPI 101-150	RPI 150+				
0- 16	0- 0	0- 0	OVERALL	0- 2	0- 1	0- 13				
0- 5	0- 0	0- 0	HOME	0- 0	0- 0	0- 5				
0- 11	0- 0	0- 0	AWAY	0- 0	0- 0	0- 3				
0- 0	0- 0	0- 0	NEUTRAL	0- 0	0- 0	0- 0				
0- 7	0- 0	0- 0	NON-CONFERENCE	0- 2	0- 1	0- 4				
0- 0	0- 0	0- 0	HOME	0- 0	0- 0	0- 0				
0- 7	0- 0	0- 0	AWAY	0- 2	0- 1	0- 4				
0- 0	0- 0	0- 0	NEUTRAL	0- 0	0- 0	0- 0				
0- 9	0- 0	0- 0	CONFERENCE	0- 0	0- 0	0- 9				
0- 5	0- 0	0- 0	HOME	0- 0	0- 0	0- 5				
0- 4	0- 0	0- 0	AWAY	0- 0	0- 0	0- 4				
0- 0	0- 0	0- 0	NEUTRAL	0- 0	0- 0	0- 0				

RPI 1-25				RPI 26-50				RPI 51-100				RPI 101+				Team's RPI: 349	
RPI	S	Opponent	Score	RPI	S	Opponent	Score	RPI	S	Opponent	Score	RPI	S	Opponent	Score		
								73	A	North Carolina	35	80	119	A	Alabama	29	97
								90	A	Western Ky.	32	96	199	H	Alabama St.	37	52
												213	A	Texas Southern	51	60	
												219	H	Southern U.	54	66	
												232	A	Samford	37	61	
												247	A	Murray St.	49	81	
												264	H	Grambling	53	68	
												277	A	Mississippi Val.	58	60	
												278	A	Evansville	54	63	
												285	A	Southeast Mo. St.	47	75	
												289	A	Prairie View	47	71	
												298	H	Alcorn	57	73	
												315	A	Ark.-Pine Bluff	57	61	
												347	H	Jackson St.	54	64	
LAST 12 Division I GAMES:																	
				213	A	Texas Southern	51	60				277	A	Mississippi Val.	58	60	
				289	A	Prairie View	47	71				264	H	Grambling	53	68	
				298	H	Alcorn	57	73				347	H	Jackson St.	54	64	
				219	H	Southern U.	54	66				278	A	Evansville	54	63	
				199	H	Alabama St.	37	52				285	A	Southeast Mo. St.	47	75	
				315	A	Ark.-Pine Bluff	57	61				232	A	Samford	37	61	

Non-Div I Games: Oakwood 68 65 Concordia (AL) 61 58

Alabama A&M

Loss, Non-Conf, S Site, H Home A Away N Neutral