

Average RPI Win:	249	WON-LOST	WINNING	LAST 10	STRENGTH OF	OPP. STRENGTH	TEAM	ADJ.	CONF.	ADJ CONF.
Average RPI Loss:	131	RECORD	PCT. RANK	GAMES	SCHEDULE	OF SCHEDULE	RPI	RPI	RPI	RPI
DIV. I ONLY	15- 7	63	9-1	193	282	96	96	23	23	
DIV. I NON-CONF.	3- 4	201	0	206	196	160	160	24	24	

TOTALS	RPI 1-25	RPI 26-50	W-L RECORDS	RPI 51-100	RPI 101-150	RPI 150+
15- 7	0- 2	0- 0	OVERALL	0- 2	4- 0	11- 3
7- 1	0- 0	0- 0	HOME	0- 1	2- 0	5- 0
7- 6	0- 2	0- 0	AWAY	0- 1	2- 0	5- 3
1- 0	0- 0	0- 0	NEUTRAL	0- 0	0- 0	1- 0
3- 4	0- 2	0- 0	NON-CONFERENCE	0- 0	0- 0	3- 2
1- 0	0- 0	0- 0	HOME	0- 0	0- 0	1- 0
1- 4	0- 2	0- 0	AWAY	0- 0	0- 0	1- 2
1- 0	0- 0	0- 0	NEUTRAL	0- 0	0- 0	1- 0
12- 3	0- 0	0- 0	CONFERENCE	0- 2	4- 0	8- 1
6- 1	0- 0	0- 0	HOME	0- 1	2- 0	4- 0
6- 2	0- 0	0- 0	AWAY	0- 1	2- 0	4- 1
0- 0	0- 0	0- 0	NEUTRAL	0- 0	0- 0	0- 0

RPI S	Opponent	Score	RPI S	Opponent	Score	RPI S	Opponent	Score	RPI S	Opponent	Score
5	A Missouri St.	51 79				85	A SFA	49 72	124	A Abilene Christian	70 58
14	A Texas A&M	48 85				85	H SFA	44 66	124	H Abilene Christian	68 59
									144	H Sam Houston St.	57 54
									150	A New Orleans	83 53
									225	H Central Ark.	67 47
									233	A Southeastern La.	44 48
									233	H Southeastern La.	49 48
									237	A South Alabama	82 83
									260	A Texas St.	48 57
									269	H Lamar University	49 39
									278	H Nicholls St.	55 49
									280	A Incarnate Word	64 38
									284	N Prairie View	64 52
									314	A UTRGV	59 54
									314	H UTRGV	61 50
									316	A Houston Baptist	75 65
									338	A Northwestern St.	72 59
									343	A McNeese	73 59
LAST 10 Division I											
233	H Southeastern La.	49 48	144	H Sam Houston St.	57 54						
124	H Abilene Christian	68 59	280	A Incarnate Word	64 38						
85	A SFA	49 72	150	A New Orleans	83 53						
343	A McNeese	73 59	269	H Lamar University	49 39						
316	A Houston Baptist	75 65	124	A Abilene Christian	70 58						

Non-Div I Games: UNKNOWN 75 55 Huston-Tillotson 63 49 Texas Wesleyan 90 52

Average RPI Win:	251	WON-LOST	WINNING	LAST 10	STRENGTH OF	OPP. STRENGTH	TEAM	ADJ.	CONF.	ADJ CONF.
Average RPI Loss:	123	RECORD	PCT. RANK	GAMES	SCHEDULE	OF SCHEDULE	RPI	RPI	RPI	RPI
DIV. I ONLY	15- 5	41	7-3	298	249	124	124	23	23	
DIV. I NON-CONF.	4- 1	51	0	252	121	65	65	24	24	
TOTALS	RPI 1-25	RPI 26-50	W-L RECORDS	RPI 51-100	RPI 101-150	RPI 150+				
15- 5	0- 0	0- 0	OVERALL	0- 4	3- 0	12- 1				
7- 2	0- 0	0- 0	HOME	0- 1	1- 0	6- 1				
8- 3	0- 0	0- 0	AWAY	0- 3	2- 0	6- 0				
0- 0	0- 0	0- 0	NEUTRAL	0- 0	0- 0	0- 0				
4- 1	0- 0	0- 0	NON-CONFERENCE	0- 1	1- 0	3- 0				
2- 0	0- 0	0- 0	HOME	0- 0	0- 0	2- 0				
2- 1	0- 0	0- 0	AWAY	0- 1	1- 0	1- 0				
0- 0	0- 0	0- 0	NEUTRAL	0- 0	0- 0	0- 0				
11- 4	0- 0	0- 0	CONFERENCE	0- 3	2- 0	9- 1				
5- 2	0- 0	0- 0	HOME	0- 1	1- 0	4- 1				
6- 2	0- 0	0- 0	AWAY	0- 2	1- 0	5- 0				
0- 0	0- 0	0- 0	NEUTRAL	0- 0	0- 0	0- 0				

RPI 1-25				RPI 26-50				RPI 51-100				RPI 101+ Team's RPI: 124			
RPI	S	Opponent	Score	RPI	S	Opponent	Score	RPI	S	Opponent	Score	RPI	S	Opponent	Score
								57	A	Oklahoma	65 78	143	A	Portland	76 69
								85	A	SFA	59 69	144	A	Sam Houston St.	81 73
								96	A	A&M-Corpus Christi	59 68	150	H	New Orleans	76 62
								96	H	A&M-Corpus Christi	58 70	164	A	Wright St.	83 64
												225	A	Central Ark.	74 64
												233	H	Southeastern La.	61 53
												256	H	Tulsa	73 63
												269	A	Lamar University	75 49
												269	H	Lamar University	78 72
												278	A	Nicholls St.	95 84
												280	H	Incarnate Word	70 71
												316	A	Houston Baptist	84 79
												316	H	Houston Baptist	71 54
												317	H	New Mexico St.	67 54
												338	H	Northwestern St.	84 69
												343	A	McNeese	90 73
LAST 10 Division I															
				316	A	Houston Baptist	84 79					280	H	Incarnate Word	70 71
				96	A	A&M-Corpus Christi	59 68					85	A	SFA	59 69
				316	H	Houston Baptist	71 54					225	A	Central Ark.	74 64
				269	A	Lamar University	75 49					144	A	Sam Houston St.	81 73
				338	H	Northwestern St.	84 69					233	H	Southeastern La.	61 53

Non-Div I Games: Howard Payne 96 38 Schreiner 110 37 Southwest (NM) 104 52 McMurry 111 43
Abilene Christian

Loss, Non-Conf, S Site, H Home A Away N Neutral

Average RPI Win:	224	WON-LOST	WINNING	LAST 10	STRENGTH OF	OPP. STRENGTH	TEAM	ADJ.	CONF.	ADJ CONF.
Average RPI Loss:	185	RECORD	PCT. RANK	GAMES	SCHEDULE	OF SCHEDULE	RPI	RPI	RPI	RPI
DIV. I ONLY	6- 19	308	3-7	182	236	288	288	17	17	
DIV. I NON-CONF.	1- 9	326	0	257	261	336	336	21	21	
TOTALS	RPI 1-25	RPI 26-50	W-L RECORDS	RPI 51-100	RPI 101-150	RPI 150+				
6- 19	0- 0	0- 1	OVERALL	1- 2	0- 4	5- 12				
2- 10	0- 0	0- 0	HOME	1- 0	0- 3	1- 7				
4- 9	0- 0	0- 1	AWAY	0- 2	0- 1	4- 5				
0- 0	0- 0	0- 0	NEUTRAL	0- 0	0- 0	0- 0				
1- 9	0- 0	0- 1	NON-CONFERENCE	0- 1	0- 2	1- 5				
1- 3	0- 0	0- 0	HOME	0- 0	0- 2	1- 1				
0- 6	0- 0	0- 1	AWAY	0- 1	0- 0	0- 4				
0- 0	0- 0	0- 0	NEUTRAL	0- 0	0- 0	0- 0				
5- 10	0- 0	0- 0	CONFERENCE	1- 1	0- 2	4- 7				
1- 7	0- 0	0- 0	HOME	1- 0	0- 1	0- 6				
4- 3	0- 0	0- 0	AWAY	0- 1	0- 1	4- 1				
0- 0	0- 0	0- 0	NEUTRAL	0- 0	0- 0	0- 0				



















































RPI S	Opponent	Score	RPI S	Opponent	Score	RPI S	Opponent	Score	RPI S	Opponent	Score	Team's RPI: 288
27	A Arizona St.	56 87	54	A Tennessee	54 81	107	A Boise St.	61 70				
			77	A Fresno St.	52 61	107	H Boise St.	69 74				
			77	H Fresno St.	88 65	109	H San Diego	59 70				
						143	H Portland	56 72				
						166	A San Jose St.	67 66				
						166	H San Jose St.	60 68				
						197	H Wyoming	63 65				
						202	H New Mexico	53 75				
						205	H UNLV	60 67				
						220	A Northern Colo.	62 72				
						230	A Cal St. Fullerton	70 79				
						241	A Nevada	68 61				
						241	H Nevada	67 71				
						242	A San Diego St.	51 49				
						258	A Colorado St.	40 60				
						276	A Long Beach St.	68 74				
						287	A Utah St.	62 45				
						287	H Utah St.	52 53				
						300	H Army West Point	66 68				
						301	A Navy	59 67				
						331	H NJIT	68 48				
LAST 10 Division I												
77	H Fresno St.	88 65	77	A Fresno St.	52 61							
166	A San Jose St.	67 66	166	H San Jose St.	60 68							
107	H Boise St.	69 74	287	H Utah St.	52 53							
242	A San Diego St.	51 49	258	A Colorado St.	40 60							
241	H Nevada	67 71	107	A Boise St.	61 70							

Non-Div I Games: Neb. Wesleyan 93 42

Air Force





■ Loss,
 ■ Non-Conf, S Site,
 ■ Home
 ■ Away
 N Neutral

Average RPI Win: 231	WON-LOST	WINNING	LAST 10	STRENGTH OF	OPP. STRENGTH	TEAM	ADJ.	CONF.	ADJ CONF.
Average RPI Loss: 109	RECORD	PCT. RANK	GAMES	SCHEDULE	OF SCHEDULE	RPI	RPI	RPI	RPI
DIV. I ONLY	12- 12	176	4-6	156	172	160	160	10	10
DIV. I NON-CONF.	7- 4	100	0	225	315	152	152	10	10
TOTALS	RPI 1-25	RPI 26-50	W-L RECORDS	RPI 51-100	RPI 101-150	RPI 150+			
12- 12	0- 1	0- 2	OVERALL	0- 2	1- 2	11- 5			
5- 6	0- 1	0- 1	HOME	0- 0	0- 2	5- 2			
5- 6	0- 0	0- 1	AWAY	0- 2	1- 0	4- 3			
2- 0	0- 0	0- 0	NEUTRAL	0- 0	0- 0	2- 0			
7- 4	0- 0	0- 1	NON-CONFERENCE	0- 1	0- 1	7- 1			
3- 2	0- 0	0- 1	HOME	0- 0	0- 1	3- 0			
2- 2	0- 0	0- 0	AWAY	0- 1	0- 0	2- 1			
2- 0	0- 0	0- 0	NEUTRAL	0- 0	0- 0	2- 0			
5- 8	0- 1	0- 1	CONFERENCE	0- 1	1- 1	4- 4			
2- 4	0- 1	0- 0	HOME	0- 0	0- 1	2- 2			
3- 4	0- 0	0- 1	AWAY	0- 1	1- 0	2- 2			
0- 0	0- 0	0- 0	NEUTRAL	0- 0	0- 0	0- 0			

RPI 1-25	RPI 26-50	RPI 51-100	RPI 101+ Team's RPI: 160
RPI S Opponent Score	RPI S Opponent Score	RPI S Opponent Score	RPI S Opponent Score
18  Central Mich. 72  77	35  Michigan 71  80	61  Ball St. 52  60	102  Kent St. 55  60
	45  Ohio 57  70	93  Butler 55  76	114  Duquesne 63  88
			142  Buffalo 69 63
			152  Western Mich. 71  79
			152  Western Mich. 51  56
			156  N.C. A&T 64 52
			158  Toledo 61  65
			173  Eastern Mich. 64 53
			173  Eastern Mich. 88 81
			176  Northern Ill. 65  70
			186  Miami (OH) 70 62
			200  Cleveland St. 62  66
			231  Youngstown St. 91 62
			243 N Morgan St. 52 45
			253 N Denver 88 72
			257  Bowling Green 76 73
			295  St. Bonaventure 63 54
			332  Purdue Fort Wayne 64 53
			333  Detroit Mercy 81 60
LAST 10 Division I			
142  Buffalo 69 63	45  Ohio 57  70		
173  Eastern Mich. 64 53	152  Western Mich. 71  79		
102  Kent St. 55  60	186  Miami (OH) 70 62		
61  Ball St. 52  60	176  Northern Ill. 65  70		
173  Eastern Mich. 88 81	158  Toledo 61  65		

Non-Div I Games:

Akron

 Loss,
  Non-Conf,
 S Site,
  Home
  Away
 N Neutral

Alabama

Through Games Of Feb. 19, 2020

Average RPI Win:	167	WON-LOST	WINNING	LAST 10	STRENGTH OF	OPP. STRENGTH	TEAM	ADJ.	CONF.	ADJ CONF.
Average RPI Loss:	48	RECORD	PCT. RANK	GAMES	SCHEDULE	OF SCHEDULE	RPI	RPI	RPI	RPI
DIV. I ONLY	14- 11	140	4-6	37	59	79	79	4	4	
DIV. I NON-CONF.	10- 3	57	0	116	167	70	70	5	5	
TOTALS	RPI 1-25	RPI 26-50	W-L RECORDS	RPI 51-100	RPI 101-150	RPI 150+				
14- 11	0- 4	0- 3	OVERALL	2- 3	5- 1	7- 0				
8- 6	0- 3	0- 2	HOME	1- 0	4- 1	3- 0				
5- 4	0- 1	0- 1	AWAY	0- 2	1- 0	4- 0				
1- 1	0- 0	0- 0	NEUTRAL	1- 1	0- 0	0- 0				
10- 3	0- 0	0- 1	NON-CONFERENCE	2- 1	2- 1	6- 0				
6- 2	0- 0	0- 1	HOME	1- 0	2- 1	3- 0				
3- 0	0- 0	0- 0	AWAY	0- 0	0- 0	3- 0				
1- 1	0- 0	0- 0	NEUTRAL	1- 1	0- 0	0- 0				
4- 8	0- 4	0- 2	CONFERENCE	0- 2	3- 0	1- 0				
2- 4	0- 3	0- 1	HOME	0- 0	2- 0	0- 0				
2- 4	0- 1	0- 1	AWAY	0- 2	1- 0	1- 0				
0- 0	0- 0	0- 0	NEUTRAL	0- 0	0- 0	0- 0				

RPI 1-25				RPI 26-50				RPI 51-100 Team's RPI: 79				RPI 101+			
RPI	S	Opponent	Score	RPI	S	Opponent	Score	RPI	S	Opponent	Score	RPI	S	Opponent	Score
2	H	South Carolina	78 93	28	A	LSU	60 71	54	A	Tennessee	63 65	101	H	Vanderbilt	98 61
14	H	Texas A&M	74 79	39	H	Arkansas	48 66	70	N	UNI	87 77	104	H	North Carolina	83 77
23	A	Kentucky	62 66	44	H	Iowa St.	66 75	75	N	Southern California	57 60	105	A	Auburn	75 48
23	H	Kentucky	71 81					80	A	Georgia	75 76	105	H	Auburn	68 64
								95	H	Colgate	72 52	111	H	Bethune-Cookman	60 49
												141	H	Hampton	61 64
												157	A	Tulane	66 56
												188	H	Radford	85 51
												224	A	Clemson	67 54
												233	H	Southeastern La.	87 50
												237	A	South Alabama	74 62
												281	A	Ole Miss	57 56
												322	H	Mercer	111 56
LAST 10 Division I															
80	A	Georgia	75 76	101	H	Vanderbilt	98 61								
105	H	Auburn	68 64	14	H	Texas A&M	74 79								
23	A	Kentucky	62 66	54	A	Tennessee	63 65								
281	A	Ole Miss	57 56	105	A	Auburn	75 48								
39	H	Arkansas	48 66	23	H	Kentucky	71 81								

Non-Div I Games:

Alabama

■ Loss,
 ■ Non-Conf,
 ■ S Site,
 ■ H Home
 ■ A Away
 N Neutral

Average RPI Win:	316	WON-LOST	WINNING	LAST 10	STRENGTH OF	OPP. STRENGTH	TEAM	ADJ.	CONF.	ADJ CONF.
Average RPI Loss:	180	RECORD	PCT. RANK	GAMES	SCHEDULE	OF SCHEDULE	RPI	RPI	RPI	RPI
DIV. I ONLY	12- 11	163	8-2	348	347	263	263	32	32	
DIV. I NON-CONF.	4- 7	225	0	234	300	214	214	31	31	
TOTALS	RPI 1-25	RPI 26-50	W-L RECORDS	RPI 51-100	RPI 101-150	RPI 150+				
12- 11	0- 0	0- 0	OVERALL	0- 2	0- 3	12- 6				
3- 3	0- 0	0- 0	HOME	0- 0	0- 2	3- 1				
8- 7	0- 0	0- 0	AWAY	0- 2	0- 1	8- 4				
1- 1	0- 0	0- 0	NEUTRAL	0- 0	0- 0	1- 1				
4- 7	0- 0	0- 0	NON-CONFERENCE	0- 2	0- 1	4- 4				
0- 2	0- 0	0- 0	HOME	0- 0	0- 1	0- 1				
4- 4	0- 0	0- 0	AWAY	0- 2	0- 0	4- 2				
0- 1	0- 0	0- 0	NEUTRAL	0- 0	0- 0	0- 1				
8- 4	0- 0	0- 0	CONFERENCE	0- 0	0- 2	8- 2				
3- 1	0- 0	0- 0	HOME	0- 0	0- 1	3- 0				
4- 3	0- 0	0- 0	AWAY	0- 0	0- 1	4- 2				
1- 0	0- 0	0- 0	NEUTRAL	0- 0	0- 0	1- 0				

RPI	S	Opponent	Score	RPI	S	Opponent	Score	RPI	S	Opponent	Score	RPI	S	Opponent	Score	Team's RPI: 263
76	A	Cincinnati	47	62	86	A	Nebraska	46	68	122	H	North Florida	64	73		
										137	H	Texas Southern	58	65		
										145	A	Jackson St.	53	67		
										163	N	North Ala.	65	80		
										177	H	Austin Peay	61	67		
										180	A	Memphis	71	79		
										242	A	San Diego St.	61	53		
										253	A	Denver	86	83		
										255	A	Southern U.	46	55		
										284	H	Prairie View	54	44		
										294	A	California Baptist	55	60		
										309	A	Georgia St.	67	52		
										328	A	Alabama St.	56	55		
										328	N	Alabama St.	75	48		
										329	A	Alcorn	74	67		
										339	A	Ark.-Pine Bluff	65	52		
										339	H	Ark.-Pine Bluff	74	55		
										342	A	Florida A&M	77	53		
										345	A	Grambling	59	69		
										351	A	Mississippi Val.	75	45		
										351	H	Mississippi Val.	68	48		
LAST 10 Division I																
328	A	Alabama St.	56	55	255	A	Southern U.	46	55							
351	A	Mississippi Val.	75	45	329	A	Alcorn	74	67							
339	A	Ark.-Pine Bluff	65	52	328	N	Alabama St.	75	48							
284	H	Prairie View	54	44	351	H	Mississippi Val.	68	48							
137	H	Texas Southern	58	65	339	H	Ark.-Pine Bluff	74	55							

Non-Div I Games:

Alabama A&M

■ Loss,
 ■ Non-Conf,
 ■ S Site,
 ■ Home
 ■ A Away
 N Neutral

Average RPI Win: 332	WON-LOST	WINNING	LAST 10	STRENGTH OF	OPP. STRENGTH	TEAM	ADJ.	CONF.	ADJ CONF.
Average RPI Loss: 192	RECORD	PCT. RANK	GAMES	SCHEDULE	OF SCHEDULE	RPI	RPI	RPI	RPI
DIV. I ONLY	5- 16	311	3-7	336	320	328	328	32	32
DIV. I NON-CONF.	1- 8	322	0	127	45	298	298	31	31
TOTALS	RPI 1-25	RPI 26-50	W-L RECORDS	RPI 51-100	RPI 101-150	RPI 150+			
5- 16	0- 2	0- 0	OVERALL	0- 1	0- 3	5- 10			
2- 6	0- 0	0- 0	HOME	0- 0	0- 1	2- 5			
3- 9	0- 2	0- 0	AWAY	0- 1	0- 2	3- 4			
0- 1	0- 0	0- 0	NEUTRAL	0- 0	0- 0	0- 1			
1- 8	0- 2	0- 0	NON-CONFERENCE	0- 1	0- 1	1- 4			
1- 2	0- 0	0- 0	HOME	0- 0	0- 0	1- 2			
0- 6	0- 2	0- 0	AWAY	0- 1	0- 1	0- 2			
0- 0	0- 0	0- 0	NEUTRAL	0- 0	0- 0	0- 0			
4- 8	0- 0	0- 0	CONFERENCE	0- 0	0- 2	4- 6			
1- 4	0- 0	0- 0	HOME	0- 0	0- 1	1- 3			
3- 3	0- 0	0- 0	AWAY	0- 0	0- 1	3- 2			
0- 1	0- 0	0- 0	NEUTRAL	0- 0	0- 0	0- 1			

RPI 1-25				RPI 26-50				RPI 51-100				RPI 101+ Team's RPI: 328			
RPI	S	Opponent	Score	RPI	S	Opponent	Score	RPI	S	Opponent	Score	RPI	S	Opponent	Score
2	A	South Carolina	43 103					71	A	South Fla.	29 80	136	A	Wisconsin	67 85
20	A	DePaul	76 105									137	H	Texas Southern	54 81
												145	A	Jackson St.	62 94
												163	H	North Ala.	60 81
												167	H	Samford	48 83
												224	A	Clemson	43 76
												255	A	Southern U.	47 69
												263	H	Alabama A&M	55 56
												263	N	Alabama A&M	48 75
												274	H	Jacksonville St.	68 63
												281	A	Ole Miss	66 93
												284	H	Prairie View	59 62
												329	A	Alcorn	63 73
												339	A	Ark.-Pine Bluff	68 65
												339	H	Ark.-Pine Bluff	62 73
												345	A	Grambling	73 59
												351	A	Mississippi Val.	66 61
												351	H	Mississippi Val.	77 64
LAST 10 Division I															
263	H	Alabama A&M	55 56	329	A	Alcorn	63 73								
339	A	Ark.-Pine Bluff	68 65	255	A	Southern U.	47 69								
351	A	Mississippi Val.	66 61	263	N	Alabama A&M	48 75								
137	H	Texas Southern	54 81	339	H	Ark.-Pine Bluff	62 73								
284	H	Prairie View	59 62	351	H	Mississippi Val.	77 64								

Non-Div I Games: Mobile 76 66 Paine 84 58

Alabama St.

■ Loss,
 ■ Non-Conf,
 ■ S Site,
 ■ Home
 ■ A Away
 N Neutral

Albany (NY)

Through Games Of Feb. 19, 2020

Average RPI Win:	284	WON-LOST	WINNING	LAST 10	STRENGTH OF	OPP. STRENGTH	TEAM	ADJ.	CONF.	ADJ CONF.
Average RPI Loss:	206	RECORD	PCT. RANK	GAMES	SCHEDULE	OF SCHEDULE	RPI	RPI	RPI	RPI
DIV. I ONLY	8- 17	279	3-7	326	306	318	318	26	26	
DIV. I NON-CONF.	3- 9	279	0	317	293	325	325	27	27	
TOTALS	RPI 1-25	RPI 26-50	W-L RECORDS	RPI 51-100	RPI 101-150	RPI 150+				
8- 17	0- 0	0- 0	OVERALL	0- 3	1- 1	7- 13				
5- 8	0- 0	0- 0	HOME	0- 1	1- 1	4- 6				
3- 9	0- 0	0- 0	AWAY	0- 2	0- 0	3- 7				
0- 0	0- 0	0- 0	NEUTRAL	0- 0	0- 0	0- 0				
3- 9	0- 0	0- 0	NON-CONFERENCE	0- 2	1- 1	2- 6				
1- 5	0- 0	0- 0	HOME	0- 0	1- 1	0- 4				
2- 4	0- 0	0- 0	AWAY	0- 2	0- 0	2- 2				
0- 0	0- 0	0- 0	NEUTRAL	0- 0	0- 0	0- 0				
5- 8	0- 0	0- 0	CONFERENCE	0- 1	0- 0	5- 7				
4- 3	0- 0	0- 0	HOME	0- 1	0- 0	4- 2				
1- 5	0- 0	0- 0	AWAY	0- 0	0- 0	1- 5				
0- 0	0- 0	0- 0	NEUTRAL	0- 0	0- 0	0- 0				

RPI 1-25			RPI 26-50			RPI 51-100				RPI 101+		Team's RPI: 318			
RPI	S	Opponent	Score	RPI	S	Opponent	Score	RPI	S	Opponent	Score				
								58	H	Stony Brook	53 73	128	H	Boston U.	58 60
								64	A	Marist	52 76	146	H	Columbia	82 78
								84	A	Syracuse	53 75	155	A	Binghamton	42 58
												155	H	Binghamton	56 53
												165	H	Cornell	51 71
												185	H	Lafayette	47 54
												204	A	Maine	49 60
												204	H	Maine	44 65
												232	A	UMass Lowell	51 53
												264	H	New Hampshire	47 48
												275	A	Siena	46 52
												279	H	Monmouth	41 53
												291	A	Vermont	36 52
												291	H	Vermont	58 49
												296	A	UMBC	44 54
												296	H	UMBC	56 51
												305	H	St. Francis Brooklyn	41 49
												315	A	Bryant	55 68
												340	A	Canisius	70 53
												347	A	Hartford	68 63
												347	H	Hartford	63 40
												348	A	Central Conn. St.	73 63
LAST 10 Division I															
				296	A	UMBC	44 54					296	H	UMBC	56 51
				204	H	Maine	44 65					347	A	Hartford	68 63
				347	H	Hartford	63 40					232	A	UMass Lowell	51 53
				155	A	Binghamton	42 58					58	H	Stony Brook	53 73
				291	A	Vermont	36 52					264	H	New Hampshire	47 48

Non-Div I Games: FDU-Florham 81 21

Albany (NY)

Loss, Non-Conf, S Site, H Home A Away N Neutral

Average RPI Win: 335	WON-LOST	WINNING	LAST 10	STRENGTH OF	OPP. STRENGTH	TEAM	ADJ.	CONF.	ADJ CONF.
Average RPI Loss: 208	RECORD	PCT. RANK	GAMES	SCHEDULE	OF SCHEDULE	RPI	RPI	RPI	RPI
DIV. I ONLY	9- 14	243	6-4	351	332	329	329	32	32
DIV. I NON-CONF.	2- 8	295	0	338	227	334	334	31	31
TOTALS	RPI 1-25	RPI 26-50	W-L RECORDS	RPI 51-100	RPI 101-150	RPI 150+			
9- 14	0- 0	0- 0	OVERALL	0- 1	0- 4	9- 9			
5- 3	0- 0	0- 0	HOME	0- 0	0- 2	5- 1			
4- 9	0- 0	0- 0	AWAY	0- 1	0- 2	4- 6			
0- 2	0- 0	0- 0	NEUTRAL	0- 0	0- 0	0- 2			
2- 8	0- 0	0- 0	NON-CONFERENCE	0- 1	0- 1	2- 6			
1- 1	0- 0	0- 0	HOME	0- 0	0- 1	1- 0			
1- 5	0- 0	0- 0	AWAY	0- 1	0- 0	1- 4			
0- 2	0- 0	0- 0	NEUTRAL	0- 0	0- 0	0- 2			
7- 6	0- 0	0- 0	CONFERENCE	0- 0	0- 3	7- 3			
4- 2	0- 0	0- 0	HOME	0- 0	0- 1	4- 1			
3- 4	0- 0	0- 0	AWAY	0- 0	0- 2	3- 2			
0- 0	0- 0	0- 0	NEUTRAL	0- 0	0- 0	0- 0			







































































































RPI 1-25				RPI 26-50				RPI 51-100				RPI 101+				Team's RPI: 329	
RPI	S	Opponent	Score	RPI	S	Opponent	Score	RPI	S	Opponent	Score	RPI	S	Opponent	Score		
								85	A	SFA	62	67	126	H	UAB	65	86
												137	A	Texas Southern	70	105	
												145	A	Jackson St.	66	76	
												145	H	Jackson St.	67	83	
												180	A	Memphis	51	57	
												219	A	UTEP	47	92	
												224	N	Clemson	46	77	
												250	A	North Texas	31	67	
												255	A	Southern U.	57	74	
												260	A	Texas St.	59	67	
												263	H	Alabama A&M	67	74	
												281	N	Ole Miss	55	73	
												284	A	Prairie View	68	63	
												328	H	Alabama St.	73	63	
												335	A	Tennessee St.	62	57	
												339	A	Ark.-Pine Bluff	77	75	
												339	H	Ark.-Pine Bluff	57	54	
												342	H	Florida A&M	58	42	
												345	A	Grambling	59	70	
												345	H	Grambling	80	54	
												351	A	Mississippi Val.	81	67	
												351	H	Mississippi Val.	63	60	
LAST 10 Division I																	
				339	H	Ark.-Pine Bluff	57	54	328	H	Alabama St.	73	63				
				351	H	Mississippi Val.	63	60	263	H	Alabama A&M	67	74				
				345	A	Grambling	59	70	339	A	Ark.-Pine Bluff	77	75				
				145	A	Jackson St.	66	76	351	A	Mississippi Val.	81	67				
				255	A	Southern U.	57	74	345	H	Grambling	80	54				

Non-Div I Games: Tougaloo 85 61 Louisiana Col. 86 50

Alcorn






Loss, Non-Conf, S Site, H Home A Away N Neutral

Average RPI Win: 204	WON-LOST	WINNING	LAST 10	STRENGTH OF	OPP. STRENGTH	TEAM	ADJ.	CONF.	ADJ CONF.
Average RPI Loss: 138	RECORD	PCT. RANK	GAMES	SCHEDULE	OF SCHEDULE	RPI	RPI	RPI	RPI
DIV. I ONLY	10- 14	229	4-6	154	150	199	199	15	15
DIV. I NON-CONF.	4- 6	212	0	184	92	212	212	16	16
TOTALS	RPI 1-25	RPI 26-50	W-L RECORDS	RPI 51-100	RPI 101-150	RPI 150+			
10- 14	0- 0	0- 1	OVERALL	2- 4	1- 4	7- 5			
6- 4	0- 0	0- 0	HOME	2- 2	0- 1	4- 1			
4- 9	0- 0	0- 1	AWAY	0- 2	1- 2	3- 4			
0- 1	0- 0	0- 0	NEUTRAL	0- 0	0- 1	0- 0			
4- 6	0- 0	0- 1	NON-CONFERENCE	1- 1	0- 1	3- 3			
3- 1	0- 0	0- 0	HOME	1- 1	0- 0	2- 0			
1- 4	0- 0	0- 1	AWAY	0- 0	0- 0	1- 3			
0- 1	0- 0	0- 0	NEUTRAL	0- 0	0- 1	0- 0			
6- 8	0- 0	0- 0	CONFERENCE	1- 3	1- 3	4- 2			
3- 3	0- 0	0- 0	HOME	1- 1	0- 1	2- 1			
3- 5	0- 0	0- 0	AWAY	0- 2	1- 2	2- 1			
0- 0	0- 0	0- 0	NEUTRAL	0- 0	0- 0	0- 0			

RPI S	Opponent	Score	RPI S	Opponent	Score	RPI S	Opponent	Score	RPI S	Opponent	Score	Team's RPI: 199
			45   Ohio	69   81		63  Bucknell	43   68		117  Holy Cross	59   72		
						63  Bucknell	57   60		128  Boston U.	44   59		
						72  Minnesota	53   70		135  Lehigh	64   56		
						95  Colgate	62   63		135  Lehigh	63   64		
						95  Colgate	63   61		142 N Buffalo	55   73		
						99  Villanova	76   54		151  George Washington	66   53		
									170  Towson	60   63		
									185  Lafayette	52   67		
									188  Radford	59   55		
									207  High Point	56   48		
									216  Saint Joseph's	51   72		
									240  George Mason	55   73		
									259  Loyola Maryland	47   56		
									259  Loyola Maryland	63   44		
									300  Army West Point	67   62		
									300  Army West Point	73   57		
									301  Navy	48   40		
LAST 10 Division I												
			301  Navy	48   40		135  Lehigh	64   56					
			63  Bucknell	57   60		95  Colgate	62   63					
			259  Loyola Maryland	47   56		259  Loyola Maryland	63   44					
			300  Army West Point	67   62		117  Holy Cross	59   72					
			185  Lafayette	52   67		63  Bucknell	43   68					

Non-Div I Games:

American

 Loss,
  Non-Conf,
  S Site,
  H Home
  A Away
 N Neutral

Appalachian St.

Through Games Of Feb. 19, 2020

Average RPI Win:	289	WON-LOST	WINNING	LAST 10	STRENGTH OF	OPP. STRENGTH	TEAM	ADJ.	CONF.	ADJ CONF.
Average RPI Loss:	135	RECORD	PCT. RANK	GAMES	SCHEDULE	OF SCHEDULE	RPI	RPI	RPI	RPI
DIV. I ONLY	8- 16	265	5-5	131	227	238	238	21	21	
DIV. I NON-CONF.	3- 8	268	0	143	248	241	241	20	20	
TOTALS	RPI 1-25	RPI 26-50	W-L RECORDS	RPI 51-100	RPI 101-150	RPI 150+				
8- 16	0- 1	0- 3	OVERALL	0- 1	0- 5	8- 6				
5- 5	0- 0	0- 1	HOME	0- 1	0- 1	5- 2				
2- 10	0- 1	0- 2	AWAY	0- 0	0- 3	2- 4				
1- 1	0- 0	0- 0	NEUTRAL	0- 0	0- 1	1- 0				
3- 8	0- 1	0- 1	NON-CONFERENCE	0- 0	0- 3	3- 3				
1- 2	0- 0	0- 0	HOME	0- 0	0- 0	1- 2				
1- 5	0- 1	0- 1	AWAY	0- 0	0- 2	1- 1				
1- 1	0- 0	0- 0	NEUTRAL	0- 0	0- 1	1- 0				
5- 8	0- 0	0- 2	CONFERENCE	0- 1	0- 2	5- 3				
4- 3	0- 0	0- 1	HOME	0- 1	0- 1	4- 0				
1- 5	0- 0	0- 1	AWAY	0- 0	0- 1	1- 3				
0- 0	0- 0	0- 0	NEUTRAL	0- 0	0- 0	0- 0				

RPI 1-25				RPI 26-50				RPI 51-100				RPI 101+ Team's RPI: 238			
RPI	S	Opponent	Score	RPI	S	Opponent	Score	RPI	S	Opponent	Score	RPI	S	Opponent	Score
2	A	South Carolina	50 92	35	A	Michigan	35 62	83	H	Coastal Caro.	53 80	108	A	UT Arlington	44 63
				48	A	Troy	55 84					108	H	UT Arlington	60 82
				48	H	Troy	61 81					110	A	VCU	38 66
												111	N	Bethune-Cookman	44 61
												148	A	UNC Greensboro	47 54
												162	A	Elon	66 67
												206	H	Gardner-Webb	56 67
												214	A	Little Rock	63 68
												237	A	South Alabama	66 81
												237	H	South Alabama	71 59
												260	A	Texas St.	59 47
												260	H	Texas St.	73 65
												261	A	Arkansas St.	58 76
												282	A	Wofford	54 51
												285	H	ETSU	61 67
												302	H	Ga. Southern	83 75
												309	H	Georgia St.	65 37
												322	H	Mercer	77 68
												340	N	Canisius	74 57
LAST 10 Division I															
				48	H	Troy	61 81	309	H	Georgia St.	65 37				
				237	H	South Alabama	71 59	214	A	Little Rock	63 68				
				260	A	Texas St.	59 47	83	H	Coastal Caro.	53 80				
				108	A	UT Arlington	44 63	261	A	Arkansas St.	58 76				
				302	H	Ga. Southern	83 75	260	H	Texas St.	73 65				

Non-Div I Games:

Appalachian St.

■ Loss,
 ■ Non-Conf,
 ■ S Site,
 ■ H Home
 ■ A Away
 N Neutral

Arizona

Through Games Of Feb. 19, 2020

Average RPI Win:	159	WON-LOST	WINNING	LAST 10	STRENGTH OF	OPP. STRENGTH	TEAM	ADJ.	CONF.	ADJ CONF.
Average RPI Loss:	6	RECORD	PCT. RANK	GAMES	SCHEDULE	OF SCHEDULE	RPI	RPI	RPI	RPI
DIV. I ONLY	21- 4	21	8-2	72	21	24	24	1	1	
DIV. I NON-CONF.	11- 0	1	0	333	258	78	78	1	1	
TOTALS	RPI 1-25	RPI 26-50	W-L RECORDS	RPI 51-100	RPI 101-150	RPI 150+				
21- 4	2- 4	3- 0	OVERALL	4- 0	2- 0	10- 0				
12- 2	1- 2	1- 0	HOME	2- 0	1- 0	7- 0				
9- 2	1- 2	2- 0	AWAY	2- 0	1- 0	3- 0				
0- 0	0- 0	0- 0	NEUTRAL	0- 0	0- 0	0- 0				
11- 0	0- 0	1- 0	NON-CONFERENCE	0- 0	0- 0	10- 0				
7- 0	0- 0	0- 0	HOME	0- 0	0- 0	7- 0				
4- 0	0- 0	1- 0	AWAY	0- 0	0- 0	3- 0				
0- 0	0- 0	0- 0	NEUTRAL	0- 0	0- 0	0- 0				
10- 4	2- 4	2- 0	CONFERENCE	4- 0	2- 0	0- 0				
5- 2	1- 2	1- 0	HOME	2- 0	1- 0	0- 0				
5- 2	1- 2	1- 0	AWAY	2- 0	1- 0	0- 0				
0- 0	0- 0	0- 0	NEUTRAL	0- 0	0- 0	0- 0				

RPI	S	Opponent	Score	RPI	S	Opponent	Score	RPI	S	Opponent	Score	RPI	S	Opponent	Score
1	A	Oregon	52 85	27	A	Arizona St.	58 53	75	A	Southern California	65 57	134	A	Washington	66 58
1	H	Oregon	64 71	27	H	Arizona St.	59 53	75	H	Southern California	73 57	134	H	Washington	64 53
8	A	UCLA	58 70	42	A	Texas	83 58	97	A	Washington St.	74 67	174	A	Montana	77 42
8	H	UCLA	92 66					97	H	Washington St.	72 57	203	H	Santa Clara	65 52
15	A	Oregon St.	65 58									210	H	North Dakota	74 42
15	H	Oregon St.	61 63									219	A	UTEP	54 43
												267	H	UC Santa Barbara	61 42
												279	H	Monmouth	86 34
												283	H	UC Riverside	70 27
												284	H	Prairie View	83 48
												335	H	Tennessee St.	77 42
												346	A	Chicago St.	82 50
LAST 10 Division I															
97	H	Washington St.	72 57	8	H	UCLA	92 66								
134	H	Washington	64 53	27	H	Arizona St.	59 53								
15	A	Oregon St.	65 58	134	A	Washington	66 58								
1	A	Oregon	52 85	97	A	Washington St.	74 67								
75	H	Southern California	73 57	1	H	Oregon	64 71								

Non-Div I Games:

Arizona

Loss, Non-Conf, S Site, H Home A Away N Neutral

Average RPI Win:	144	WON-LOST	WINNING	LAST 10	STRENGTH OF	OPP. STRENGTH	TEAM	ADJ.	CONF.	ADJ CONF.
Average RPI Loss:	24	RECORD	PCT. RANK	GAMES	SCHEDULE	OF SCHEDULE	RPI	RPI	RPI	RPI
DIV. I ONLY	18- 8	60	6-4	26	7	27	27	1	1	
DIV. I NON-CONF.	10- 2	29	0	207	91	60	60	1	1	
TOTALS	RPI 1-25	RPI 26-50	W-L RECORDS	RPI 51-100	RPI 101-150	RPI 150+				
18- 8	2- 6	1- 1	OVERALL	6- 1	2- 0	7- 0				
12- 2	2- 2	1- 0	HOME	3- 0	1- 0	5- 0				
4- 5	0- 4	0- 0	AWAY	2- 1	1- 0	1- 0				
2- 1	0- 0	0- 1	NEUTRAL	1- 0	0- 0	1- 0				
10- 2	0- 0	1- 1	NON-CONFERENCE	2- 1	0- 0	7- 0				
7- 0	0- 0	1- 0	HOME	1- 0	0- 0	5- 0				
1- 1	0- 0	0- 0	AWAY	0- 1	0- 0	1- 0				
2- 1	0- 0	0- 1	NEUTRAL	1- 0	0- 0	1- 0				
8- 6	2- 6	0- 0	CONFERENCE	4- 0	2- 0	0- 0				
5- 2	2- 2	0- 0	HOME	2- 0	1- 0	0- 0				
3- 4	0- 4	0- 0	AWAY	2- 0	1- 0	0- 0				
0- 0	0- 0	0- 0	NEUTRAL	0- 0	0- 0	0- 0				

RPI S	Opponent	Score	RPI S	Opponent	Score	RPI S	Opponent	Score	RPI S	Opponent	Score
1	A Oregon	48 79	37	N Purdue	52 59	51	N Middle Tenn.	61 60	134	A Washington	67 50
1	H Oregon	72 66	40	H Creighton	70 55	69	H BYU	60 52	134	H Washington	72 68
8	A UCLA	66 68				72	A Minnesota	66 80	180	H Idaho St.	74 69
8	H UCLA	61 70				75	A Southern California	63 54	202	H New Mexico	84 47
15	A Oregon St.	62 64				75	H Southern California	76 75	204	N Maine	57 31
15	H Oregon St.	55 47				97	A Washington St.	65 56	288	H Air Force	87 56
24	A Arizona	53 59				97	H Washington St.	62 59	300	H Army West Point	83 51
24	H Arizona	53 58							313	H Cal Poly	66 41
									317	A New Mexico St.	70 47
LAST 10 Division I											
134	H Washington	72 68	75	H Southern California	76 75						
97	H Washington St.	62 59	24	A Arizona	53 59						
1	A Oregon	48 79	97	A Washington St.	65 56						
15	A Oregon St.	62 64	134	A Washington	67 50						
8	H UCLA	61 70	15	H Oregon St.	55 47						

Non-Div I Games:

Arizona St.

Average RPI Win:	341	WON-LOST	WINNING	LAST 10	STRENGTH OF	OPP. STRENGTH	TEAM	ADJ.	CONF.	ADJ CONF.
Average RPI Loss:	203	RECORD	PCT. RANK	GAMES	SCHEDULE	OF SCHEDULE	RPI	RPI	RPI	RPI
DIV. I ONLY	3- 19	327	1-9	314	340	339	339	32	32	
DIV. I NON-CONF.	0- 9	338	0	121	107	319	319	31	31	
TOTALS	RPI 1-25	RPI 26-50	W-L RECORDS	RPI 51-100	RPI 101-150	RPI 150+				
3- 19	0- 0	0- 1	OVERALL	0- 3	0- 3	3- 12				
1- 5	0- 0	0- 0	HOME	0- 0	0- 1	1- 4				
2- 14	0- 0	0- 1	AWAY	0- 3	0- 2	2- 8				
0- 0	0- 0	0- 0	NEUTRAL	0- 0	0- 0	0- 0				
0- 9	0- 0	0- 1	NON-CONFERENCE	0- 3	0- 1	0- 4				
0- 0	0- 0	0- 0	HOME	0- 0	0- 0	0- 0				
0- 9	0- 0	0- 1	AWAY	0- 3	0- 1	0- 4				
0- 0	0- 0	0- 0	NEUTRAL	0- 0	0- 0	0- 0				
3- 10	0- 0	0- 0	CONFERENCE	0- 0	0- 2	3- 8				
1- 5	0- 0	0- 0	HOME	0- 0	0- 1	1- 4				
2- 5	0- 0	0- 0	AWAY	0- 0	0- 1	2- 4				
0- 0	0- 0	0- 0	NEUTRAL	0- 0	0- 0	0- 0				

RPI 1-25				RPI 26-50				RPI 51-100				RPI 101+				Team's RPI: 339	
RPI	S	Opponent	Score	RPI	S	Opponent	Score	RPI	S	Opponent	Score	RPI	S	Opponent	Score		
				44	A	Iowa St.	40 90	54	A	Tennessee	51 92	137	A	Texas Southern	77 78		
								83	A	Coastal Caro.	69 76	145	H	Jackson St.	44 56		
								97	A	Washington St.	56 85	147	A	Texas Tech	55 81		
												159	A	Wichita St.	50 100		
												179	A	Illinois	50 65		
												239	A	Milwaukee	55 69		
												255	A	Southern U.	61 85		
												255	H	Southern U.	43 70		
												261	A	Arkansas St.	60 81		
												263	A	Alabama A&M	55 74		
												263	H	Alabama A&M	52 65		
												284	A	Prairie View	51 61		
												328	A	Alabama St.	73 62		
												328	H	Alabama St.	65 68		
												329	A	Alcorn	54 57		
												329	H	Alcorn	75 77		
												345	H	Grambling	84 79		
												351	A	Mississippi Val.	80 77		
LAST 10 Division I																	
				329	A	Alcorn	54 57	345	H	Grambling	84 79						
				255	A	Southern U.	61 85	137	A	Texas Southern	77 78						
				328	H	Alabama St.	65 68	284	A	Prairie View	51 61						
				263	H	Alabama A&M	52 65	329	H	Alcorn	75 77						
				145	H	Jackson St.	44 56	255	H	Southern U.	43 70						

Non-Div I Games: Philander Smith 66 54

Ark.-Pine Bluff

■ Loss,
 ■ Non-Conf,
 ■ S Site,
 ■ Home
 ■ A Away
 N Neutral

Arkansas

Through Games Of Feb. 19, 2020

Average RPI Win:	151	WON-LOST	WINNING	LAST 10	STRENGTH OF	OPP. STRENGTH	TEAM	ADJ.	CONF.	ADJ CONF.
Average RPI Loss:	46	RECORD	PCT. RANK	GAMES	SCHEDULE	OF SCHEDULE	RPI	RPI	RPI	RPI
DIV. I ONLY	20- 5	30	7-3	89	35	39	39	4	4	
DIV. I NON-CONF.	12- 1	10	0	173	134	35	35	5	5	
TOTALS	RPI 1-25	RPI 26-50	W-L RECORDS	RPI 51-100	RPI 101-150	RPI 150+				
20- 5	1- 3	0- 0	OVERALL	5- 1	8- 1	6- 0				
13- 3	1- 2	0- 0	HOME	3- 1	4- 0	5- 0				
5- 2	0- 1	0- 0	AWAY	1- 0	3- 1	1- 0				
2- 0	0- 0	0- 0	NEUTRAL	1- 0	1- 0	0- 0				
12- 1	0- 0	0- 0	NON-CONFERENCE	4- 0	3- 1	5- 0				
10- 0	0- 0	0- 0	HOME	3- 0	2- 0	5- 0				
0- 1	0- 0	0- 0	AWAY	0- 0	0- 1	0- 0				
2- 0	0- 0	0- 0	NEUTRAL	1- 0	1- 0	0- 0				
8- 4	1- 3	0- 0	CONFERENCE	1- 1	5- 0	1- 0				
3- 3	1- 2	0- 0	HOME	0- 1	2- 0	0- 0				
5- 1	0- 1	0- 0	AWAY	1- 0	3- 0	1- 0				
0- 0	0- 0	0- 0	NEUTRAL	0- 0	0- 0	0- 0				

RPI 1-25				RPI 26-50				Team's RPI: 39				RPI 51-100				RPI 101+			
RPI	S	Opponent	Score	RPI	S	Opponent	Score	RPI	S	Opponent	Score	RPI	S	Opponent	Score	RPI	S	Opponent	Score
2	A	South Carolina	82 91									58	H	Stony Brook	88 58	101	A	Vanderbilt	100 66
2	H	South Carolina	65 86									60	H	Belmont	91 60	103	H	Kansas St.	81 72
14	H	Texas A&M	77 84									62	H	UT Martin	96 46	105	A	Auburn	86 70
23	H	Kentucky	103 85									79	A	Alabama	66 48	132	A	California	80 84
												80	H	Georgia	55 64	133	H	Florida	79 57
												94	N	Fordham	71 59	136	N	Wisconsin	68 64
																139	A	Missouri	85 81
																139	H	Missouri	90 73
																150	H	New Orleans	82 52
																214	H	Little Rock	86 53
																215	H	Oral Roberts	96 64
																256	H	Tulsa	91 41
																281	A	Ole Miss	108 64
																338	H	Northwestern St.	99 39
																343	H	McNeese	101 58
LAST 10 Division I																			
281	A	Ole Miss	108 64	133	H	Florida	79 57												
23	H	Kentucky	103 85	80	H	Georgia	55 64												
2	H	South Carolina	65 86	101	A	Vanderbilt	100 66												
139	A	Missouri	85 81	139	H	Missouri	90 73												
79	A	Alabama	66 48	2	A	South Carolina	82 91												

Non-Div I Games:

Arkansas

■ Loss,
 ■ Non-Conf, S Site,
 ■ Home
 ■ Away
 N Neutral

Average RPI Win: 265	WON-LOST	WINNING	LAST 10	STRENGTH OF	OPP. STRENGTH	TEAM	ADJ.	CONF.	ADJ CONF.
Average RPI Loss: 181	RECORD	PCT. RANK	GAMES	SCHEDULE	OF SCHEDULE	RPI	RPI	RPI	RPI
DIV. I ONLY	8- 15	258	4-6	229	278	261	261	21	21
DIV. I NON-CONF.	2- 8	295	0	109	291	255	255	20	20
TOTALS	RPI 1-25	RPI 26-50	W-L RECORDS	RPI 51-100	RPI 101-150	RPI 150+			
8- 15	0- 2	0- 0	OVERALL	1- 0	0- 3	7- 10			
5- 3	0- 0	0- 0	HOME	1- 0	0- 2	4- 1			
3- 11	0- 2	0- 0	AWAY	0- 0	0- 1	3- 8			
0- 1	0- 0	0- 0	NEUTRAL	0- 0	0- 0	0- 1			
2- 8	0- 2	0- 0	NON-CONFERENCE	0- 0	0- 1	2- 5			
1- 1	0- 0	0- 0	HOME	0- 0	0- 1	1- 0			
1- 6	0- 2	0- 0	AWAY	0- 0	0- 0	1- 4			
0- 1	0- 0	0- 0	NEUTRAL	0- 0	0- 0	0- 1			
6- 7	0- 0	0- 0	CONFERENCE	1- 0	0- 2	5- 5			
4- 2	0- 0	0- 0	HOME	1- 0	0- 1	3- 1			
2- 5	0- 0	0- 0	AWAY	0- 0	0- 1	2- 4			
0- 0	0- 0	0- 0	NEUTRAL	0- 0	0- 0	0- 0			

RPI 1-25				RPI 26-50				RPI 51-100				RPI 101+ Team's RPI: 261			
RPI	S	Opponent	Score	RPI	S	Opponent	Score	RPI	S	Opponent	Score	RPI	S	Opponent	Score
4	A	Baylor	43 111					83	H	Coastal Caro.	63 61	108	A	UT Arlington	44 71
20	A	DePaul	64 109									108	H	UT Arlington	62 89
												123	H	Southeast Mo. St.	67 79
												156	N	N.C. A&T	50 55
												180	A	Memphis	50 78
												201	A	Louisiana	43 83
												214	A	Little Rock	58 67
												236	A	Murray St.	62 77
												238	H	Appalachian St.	76 58
												242	A	San Diego St.	71 62
												244	A	Louisiana Tech	54 67
												256	A	Tulsa	77 79
												260	A	Texas St.	56 53
												260	H	Texas St.	69 83
												302	A	Ga. Southern	67 80
												302	H	Ga. Southern	69 62
												309	A	Georgia St.	56 67
												309	H	Georgia St.	70 68
												339	H	Ark.-Pine Bluff	81 60
												350	A	La.-Monroe	54 53
LAST 10 Division I															
260	H	Texas St.	69 83	83	H	Coastal Caro.	63 61								
108	H	UT Arlington	62 89	201	A	Louisiana	43 83								
302	A	Ga. Southern	67 80	214	A	Little Rock	58 67								
309	A	Georgia St.	56 67	238	H	Appalachian St.	76 58								
350	A	La.-Monroe	54 53	302	H	Ga. Southern	69 62								

Non-Div I Games: Central Baptist 88 63

Arkansas St.

■ Loss,
 ■ Non-Conf,
 ■ S Site,
 ■ Home
 ■ A Away
 N Neutral

Army West Point

Through Games Of Feb. 19, 2020

Average RPI Win:	273	WON-LOST	WINNING	LAST 10	STRENGTH OF	OPP. STRENGTH	TEAM	ADJ.	CONF.	ADJ CONF.
Average RPI Loss:	150	RECORD	PCT. RANK	GAMES	SCHEDULE	OF SCHEDULE	RPI	RPI	RPI	RPI
DIV. I ONLY	6- 19	308	2-8	188	194	300	300	15	15	
DIV. I NON-CONF.	4- 7	225	0	220	263	251	251	16	16	
TOTALS	RPI 1-25	RPI 26-50	W-L RECORDS	RPI 51-100	RPI 101-150	RPI 150+				
6- 19	0- 1	0- 1	OVERALL	0- 4	1- 5	5- 8				
4- 8	0- 1	0- 0	HOME	0- 1	1- 4	3- 2				
2- 11	0- 0	0- 1	AWAY	0- 3	0- 1	2- 6				
0- 0	0- 0	0- 0	NEUTRAL	0- 0	0- 0	0- 0				
4- 7	0- 1	0- 1	NON-CONFERENCE	0- 1	0- 2	4- 2				
2- 3	0- 1	0- 0	HOME	0- 0	0- 2	2- 0				
2- 4	0- 0	0- 1	AWAY	0- 1	0- 0	2- 2				
0- 0	0- 0	0- 0	NEUTRAL	0- 0	0- 0	0- 0				
2- 12	0- 0	0- 0	CONFERENCE	0- 3	1- 3	1- 6				
2- 5	0- 0	0- 0	HOME	0- 1	1- 2	1- 2				
0- 7	0- 0	0- 0	AWAY	0- 2	0- 1	0- 4				
0- 0	0- 0	0- 0	NEUTRAL	0- 0	0- 0	0- 0				

RPI 1-25				RPI 26-50				RPI 51-100				RPI 101+ Team's RPI: 300			
RPI	S	Opponent	Score	RPI	S	Opponent	Score	RPI	S	Opponent	Score	RPI	S	Opponent	Score
17	H	TCU	52 66	27	A	Arizona St.	51 83	63	A	Bucknell	46 77	117	H	Holy Cross	61 48
								63	H	Bucknell	52 63	127	H	William & Mary	65 77
								67	A	St. John's (NY)	60 96	128	H	Boston U.	66 72
								95	A	Colgate	93 100	135	A	Lehigh	72 89
												135	H	Lehigh	65 94
												146	H	Columbia	62 71
												185	A	Lafayette	58 67
												185	H	Lafayette	52 57
												199	A	American	57 73
												199	H	American	62 67
												223	A	Manhattan	56 86
												259	A	Loyola Maryland	59 68
												259	H	Loyola Maryland	75 55
												288	A	Air Force	68 66
												301	A	Navy	45 57
												305	A	St. Francis Brooklyn	64 70
												315	H	Bryant	81 75
												319	A	Fairleigh Dickinson	70 68
												337	H	LIU Brooklyn	67 60
LAST 10 Division I															
259	H	Loyola Maryland	75 55	63	A	Bucknell	46 77								
135	A	Lehigh	72 89	301	A	Navy	45 57								
185	A	Lafayette	58 67	185	H	Lafayette	52 57								
199	H	American	62 67	259	A	Loyola Maryland	59 68								
135	H	Lehigh	65 94	117	H	Holy Cross	61 48								

Non-Div I Games:

Army West Point

Loss, Non-Conf, S Site, H Home A Away N Neutral

Average RPI Win:	176	WON-LOST	WINNING	LAST 10	STRENGTH OF	OPP. STRENGTH	TEAM	ADJ.	CONF.	ADJ CONF.
Average RPI Loss:	57	RECORD	PCT. RANK	GAMES	SCHEDULE	OF SCHEDULE	RPI	RPI	RPI	RPI
DIV. I ONLY	9- 14	243	3-7	10	65	105	105	4	4	
DIV. I NON-CONF.	6- 5	151	0	16	168	67	67	5	5	
TOTALS	RPI 1-25	RPI 26-50	W-L RECORDS	RPI 51-100	RPI 101-150	RPI 150+				
9- 14	0- 4	2- 3	OVERALL	0- 4	2- 3	5- 0				
7- 4	0- 0	1- 2	HOME	0- 1	2- 1	4- 0				
1- 8	0- 4	0- 0	AWAY	0- 2	0- 2	1- 0				
1- 2	0- 0	1- 1	NEUTRAL	0- 1	0- 0	0- 0				
6- 5	0- 1	1- 2	NON-CONFERENCE	0- 1	1- 1	4- 0				
4- 1	0- 0	0- 1	HOME	0- 0	1- 0	3- 0				
1- 2	0- 1	0- 0	AWAY	0- 0	0- 1	1- 0				
1- 2	0- 0	1- 1	NEUTRAL	0- 1	0- 0	0- 0				
3- 9	0- 3	1- 1	CONFERENCE	0- 3	1- 2	1- 0				
3- 3	0- 0	1- 1	HOME	0- 1	1- 1	1- 0				
0- 6	0- 3	0- 0	AWAY	0- 2	0- 1	0- 0				
0- 0	0- 0	0- 0	NEUTRAL	0- 0	0- 0	0- 0				

RPI 1-25				RPI 26-50				RPI 51-100				RPI 101+				Team's RPI: 105
RPI	S	Opponent	Score	RPI	S	Opponent	Score	RPI	S	Opponent	Score	RPI	S	Opponent	Score	
2	A	South Carolina	53 79	26	H	Old Dominion	77 89	51	N	Middle Tenn.	50 73	101	A	Vanderbilt	55 77	
11	A	Mississippi St.	73 78	28	H	LSU	65 60	79	A	Alabama	64 68	101	H	Vanderbilt	70 62	
17	A	TCU	65 80	34	N	Drake	82 83	79	H	Alabama	48 75	111	H	Bethune-Cookman	74 56	
23	A	Kentucky	61 68	39	H	Arkansas	70 86	80	A	Georgia	50 61	126	A	UAB	75 80	
				50	N	Dayton	76 74					133	H	Florida	63 83	
												216	H	Saint Joseph's	66 62	
												237	A	South Alabama	82 62	
												274	H	Jacksonville St.	62 53	
												281	H	Ole Miss	59 43	
												282	H	Wofford	84 82	
LAST 10 Division I																
28	H	LSU	65 60	23	A	Kentucky	61 68									
2	A	South Carolina	53 79	281	H	Ole Miss	59 43									
79	A	Alabama	64 68	80	A	Georgia	50 61									
101	H	Vanderbilt	70 62	79	H	Alabama	48 75									
11	A	Mississippi St.	73 78	133	H	Florida	63 83									

Non-Div I Games:

Auburn

■ Loss,
■ Non-Conf,
■ S Site,
■ H Home
■ A Away
N Neutral

Average RPI Win:	266	WON-LOST	WINNING	LAST 10	STRENGTH OF	OPP. STRENGTH	TEAM	ADJ.	CONF.	ADJ CONF.
Average RPI Loss:	112	RECORD	PCT. RANK	GAMES	SCHEDULE	OF SCHEDULE	RPI	RPI	RPI	RPI
DIV. I ONLY	13- 10	130	5-5	255	251	177	177	20	20	
DIV. I NON-CONF.	7- 2	53	0	298	245	99	99	23	23	
TOTALS	RPI 1-25	RPI 26-50	W-L RECORDS	RPI 51-100	RPI 101-150	RPI 150+				
13- 10	0- 1	0- 0	OVERALL	1- 4	0- 2	12- 3				
6- 4	0- 0	0- 0	HOME	1- 2	0- 1	5- 1				
6- 6	0- 1	0- 0	AWAY	0- 2	0- 1	6- 2				
1- 0	0- 0	0- 0	NEUTRAL	0- 0	0- 0	1- 0				
7- 2	0- 1	0- 0	NON-CONFERENCE	1- 0	0- 0	6- 1				
2- 0	0- 0	0- 0	HOME	1- 0	0- 0	1- 0				
4- 2	0- 1	0- 0	AWAY	0- 0	0- 0	4- 1				
1- 0	0- 0	0- 0	NEUTRAL	0- 0	0- 0	1- 0				
6- 8	0- 0	0- 0	CONFERENCE	0- 4	0- 2	6- 2				
4- 4	0- 0	0- 0	HOME	0- 2	0- 1	4- 1				
2- 4	0- 0	0- 0	AWAY	0- 2	0- 1	2- 1				
0- 0	0- 0	0- 0	NEUTRAL	0- 0	0- 0	0- 0				

RPI 1-25				RPI 26-50				RPI 51-100				RPI 101+ Team's RPI: 177			
RPI	S	Opponent	Score	RPI	S	Opponent	Score	RPI	S	Opponent	Score	RPI	S	Opponent	Score
23	A	Kentucky	52 81					60	A	Belmont	46 69	123	A	Southeast Mo. St.	43 81
								60	H	Belmont	52 53	123	H	Southeast Mo. St.	66 79
								62	A	UT Martin	61 65	155	N	Binghamton	80 63
								62	H	UT Martin	61 69	179	A	Illinois	62 76
								91	H	Illinois St.	77 72	196	A	Chattanooga	50 49
												198	A	Tennessee Tech	49 58
												226	H	Eastern Ill.	47 76
												236	H	Murray St.	69 61
												263	A	Alabama A&M	67 61
												266	H	Eastern Ky.	69 53
												274	A	Jacksonville St.	63 57
												297	A	FIU	58 56
												325	H	Evansville	80 64
												334	H	SIUE	74 61
												335	A	Tennessee St.	87 55
												335	H	Tennessee St.	76 58
												351	A	Mississippi Val.	100 82
LAST 10 Division I															
				266	H	Eastern Ky.	69 53					334	H	SIUE	74 61
				236	H	Murray St.	69 61					60	H	Belmont	52 53
				60	A	Belmont	46 69					335	H	Tennessee St.	76 58
				335	A	Tennessee St.	87 55					62	A	UT Martin	61 65
				226	H	Eastern Ill.	47 76					123	A	Southeast Mo. St.	43 81

Non-Div I Games: Christian Bros. 82 62 Ky. Wesleyan 103 70

Austin Peay

Loss, Non-Conf, S Site, H Home A Away N Neutral

BYU				STRENGTH OF SCHEDULE	OPP. STRENGTH OF SCHEDULE	TEAM RPI	ADJ. RPI	CONF. RPI	ADJ CONF. RPI
Average RPI Win:	184	WON-LOST RECORD	WINNING PCT. RANK						
Average RPI Loss:	71		LAST 10 GAMES						
DIV. I ONLY	14- 9	103	8-2	67	87	69	69	11	11
DIV. I NON-CONF.	4- 5	195	0	97	42	135	135	11	11

TOTALS	RPI 1-25	RPI 26-50	W-L RECORDS	RPI 51-100	RPI 101-150	RPI 150+			
14- 9	0- 3	0- 1	OVERALL	1- 1	4- 4	9- 0			
7- 3	0- 1	0- 0	HOME	0- 0	2- 2	5- 0			
6- 5	0- 1	0- 1	AWAY	1- 1	2- 2	3- 0			
1- 1	0- 1	0- 0	NEUTRAL	0- 0	0- 0	1- 0			
4- 5	0- 1	0- 1	NON-CONFERENCE	1- 1	0- 2	3- 0			
2- 1	0- 0	0- 0	HOME	0- 0	0- 1	2- 0			
1- 3	0- 0	0- 1	AWAY	1- 1	0- 1	0- 0			
1- 1	0- 1	0- 0	NEUTRAL	0- 0	0- 0	1- 0			
10- 4	0- 2	0- 0	CONFERENCE	0- 0	4- 2	6- 0			
5- 2	0- 1	0- 0	HOME	0- 0	2- 1	3- 0			
5- 2	0- 1	0- 0	AWAY	0- 0	2- 1	3- 0			
0- 0	0- 0	0- 0	NEUTRAL	0- 0	0- 0	0- 0			

RPI 1-25				RPI 26-50				RPI 51-100 Team's RPI: 69				RPI 101+			
RPI	S	Opponent	Score	RPI	S	Opponent	Score	RPI	S	Opponent	Score	RPI	S	Opponent	Score
13	A	Gonzaga	44 59	27	A	Arizona St.	52 60	77	A	Fresno St.	71 65	107	A	Boise St.	55 66
13	H	Gonzaga	43 55					97	A	Washington St.	50 67	109	A	San Diego	45 51
15	N	Oregon St.	34 65									109	H	San Diego	52 36
												112	H	Utah	73 77
												118	A	Pacific	76 66
												118	H	Pacific	65 54
												143	A	Portland	66 54
												143	H	Portland	48 57
												154	A	Saint Mary's (CA)	65 55
												154	H	Saint Mary's (CA)	60 39
												166	N	San Jose St.	75 56
												190	A	Pepperdine	65 47
												203	H	Santa Clara	71 48
												235	H	San Francisco	57 44
												287	H	Utah St.	67 50
												293	A	LMU (CA)	59 44
												324	H	Utah Valley	71 57

LAST 10 Division I															
118	H	Pacific	65 54	203	H	Santa Clara	71 48								
154	H	Saint Mary's (CA)	60 39	235	H	San Francisco	57 44								
109	A	San Diego	45 51	154	A	Saint Mary's (CA)	65 55								
13	A	Gonzaga	44 59	118	A	Pacific	76 66								
143	A	Portland	66 54	109	H	San Diego	52 36								

Non-Div I Games: Tex. A&M-Kingsville90 38

BYU

Average RPI Win:	182	WON-LOST	WINNING	LAST 10	STRENGTH OF	OPP. STRENGTH	TEAM	ADJ.	CONF.	ADJ CONF.
Average RPI Loss:	66	RECORD	PCT. RANK	GAMES	SCHEDULE	OF SCHEDULE	RPI	RPI	RPI	RPI
DIV. I ONLY	17- 7	56	7-3	142	93	61	61	10	10	
DIV. I NON-CONF.	7- 4	100	0	214	83	113	113	10	10	
TOTALS	RPI 1-25	RPI 26-50	W-L RECORDS	RPI 51-100	RPI 101-150	RPI 150+				
17- 7	0- 1	0- 2	OVERALL	1- 2	5- 2	11- 0				
9- 1	0- 0	0- 1	HOME	1- 0	2- 0	6- 0				
5- 5	0- 1	0- 1	AWAY	0- 2	1- 1	4- 0				
3- 1	0- 0	0- 0	NEUTRAL	0- 0	2- 1	1- 0				
7- 4	0- 0	0- 1	NON-CONFERENCE	1- 2	2- 1	4- 0				
2- 1	0- 0	0- 1	HOME	1- 0	0- 0	1- 0				
2- 2	0- 0	0- 0	AWAY	0- 2	0- 0	2- 0				
3- 1	0- 0	0- 0	NEUTRAL	0- 0	2- 1	1- 0				
10- 3	0- 1	0- 1	CONFERENCE	0- 0	3- 1	7- 0				
7- 0	0- 0	0- 0	HOME	0- 0	2- 0	5- 0				
3- 3	0- 1	0- 1	AWAY	0- 0	1- 1	2- 0				
0- 0	0- 0	0- 0	NEUTRAL	0- 0	0- 0	0- 0				

RPI 1-25				RPI 26-50				RPI 51-100 Team's RPI: 61				RPI 101+			
RPI	S	Opponent	Score	RPI	S	Opponent	Score	RPI	S	Opponent	Score	RPI	S	Opponent	Score
18	A	Central Mich.	39 66	32	H	Western Ky.	86 91	53	A	IUPUI	48 65	102	A	Kent St.	68 69
				45	A	Ohio	71 79	76	A	Cincinnati	56 63	102	H	Kent St.	66 62
								93	H	Butler	74 70	135	N	Lehigh	54 52
												136	N	Wisconsin	56 67
												140	N	Providence	52 51
												142	A	Buffalo	69 58
												142	H	Buffalo	69 65
												152	H	Western Mich.	68 65
												158	A	Toledo	60 58
												160	H	Akron	60 52
												173	H	Eastern Mich.	59 54
												176	H	Northern Ill.	97 89
												186	H	Miami (OH)	80 63
												202	A	New Mexico	70 57
												249	H	Xavier	70 49
												257	A	Bowling Green	86 80
												293	N	LMU (CA)	77 72
												332	A	Purdue Fort Wayne	83 52
LAST 10 Division I															
176	H	Northern Ill.	97 89	102	A	Kent St.	68 69								
142	A	Buffalo	69 58	186	H	Miami (OH)	80 63								
158	A	Toledo	60 58	142	H	Buffalo	69 65								
160	H	Akron	60 52	45	A	Ohio	71 79								
152	H	Western Mich.	68 65	18	A	Central Mich.	39 66								

Non-Div I Games: Urbana 84 49

Ball St.

■ Loss,
 ■ Non-Conf, S Site,
 ■ Home
 ■ Away
 N Neutral

Average RPI Win:	123	WON-LOST	WINNING	LAST 10	STRENGTH OF	OPP. STRENGTH	TEAM	ADJ.	CONF.	ADJ CONF.
Average RPI Loss:	2	RECORD	PCT. RANK	GAMES	SCHEDULE	OF SCHEDULE	RPI	RPI	RPI	RPI
DIV. I ONLY	24- 1	2	10-0	46	12	4	4	3	3	
DIV. I NON-CONF.	11- 1	13	0	191	16	42	42	3	3	
TOTALS	RPI 1-25	RPI 26-50	W-L RECORDS	RPI 51-100	RPI 101-150	RPI 150+				
24- 1	4- 1	4- 0	OVERALL	5- 0	5- 0	6- 0				
14- 0	1- 0	2- 0	HOME	3- 0	2- 0	6- 0				
8- 0	2- 0	2- 0	AWAY	1- 0	3- 0	0- 0				
2- 1	1- 1	0- 0	NEUTRAL	1- 0	0- 0	0- 0				
11- 1	2- 1	0- 0	NON-CONFERENCE	3- 0	0- 0	6- 0				
8- 0	0- 0	0- 0	HOME	2- 0	0- 0	6- 0				
1- 0	1- 0	0- 0	AWAY	0- 0	0- 0	0- 0				
2- 1	1- 1	0- 0	NEUTRAL	1- 0	0- 0	0- 0				
13- 0	2- 0	4- 0	CONFERENCE	2- 0	5- 0	0- 0				
6- 0	1- 0	2- 0	HOME	1- 0	2- 0	0- 0				
7- 0	1- 0	2- 0	AWAY	1- 0	3- 0	0- 0				
0- 0	0- 0	0- 0	NEUTRAL	0- 0	0- 0	0- 0				

RPI	S	Opponent	Score	RPI	S	Opponent	Score	RPI	S	Opponent	Score	RPI	S	Opponent	Score
2	N	South Carolina	59 74	42	A	Texas	64 44	56	H	West Virginia	91 51	103	A	Kansas St.	54 40
7	A	UConn	74 58	44	H	Iowa St.	83 62	57	A	Oklahoma	77 56	115	A	Kansas	90 47
17	A	TCU	66 57	47	A	Oklahoma St.	69 42	71	H	South Fla.	58 46	115	H	Kansas	97 44
17	H	TCU	81 62	47	H	Oklahoma St.	94 48	80	H	Georgia	72 38	147	A	Texas Tech	77 62
19	N	Indiana	77 62					97	N	Washington St.	89 66	147	H	Texas Tech	87 79
												261	H	Arkansas St.	111 43
												264	H	New Hampshire	97 29
												269	H	Lamar University	90 28
												272	H	Morehead St.	94 47
												316	H	Houston Baptist	112 42
												345	H	Grambling	120 46
LAST 10 Division I															
147	A	Texas Tech	77 62	42	A	Texas	64 44	44	H	Iowa St.	83 62	147	H	Texas Tech	87 79
47	A	Oklahoma St.	69 42	44	H	Iowa St.	83 62	17	A	TCU	66 57				
17	H	TCU	81 62	56	H	West Virginia	91 51								
103	A	Kansas St.	54 40												
115	H	Kansas	97 44												

Non-Div I Games:

Baylor

■ Loss,
■ Non-Conf, S Site,
■ Home
■ Away
N Neutral

Belmont

Through Games Of Feb. 19, 2020

Average RPI Win:	212	WON-LOST	WINNING	LAST 10	STRENGTH OF	OPP. STRENGTH	TEAM	ADJ.	CONF.	ADJ CONF.
Average RPI Loss:	79	RECORD	PCT. RANK	GAMES	SCHEDULE	OF SCHEDULE	RPI	RPI	RPI	RPI
DIV. I ONLY	17- 8	66	9-1	92	174	60	60	20	20	
DIV. I NON-CONF.	5- 6	187	0	19	15	71	71	23	23	
TOTALS	RPI 1-25	RPI 26-50	W-L RECORDS	RPI 51-100	RPI 101-150	RPI 150+				
17- 8	0- 1	1- 4	OVERALL	1- 1	1- 0	14- 2				
12- 0	0- 0	1- 0	HOME	1- 0	0- 0	10- 0				
5- 6	0- 0	0- 3	AWAY	0- 1	1- 0	4- 2				
0- 2	0- 1	0- 1	NEUTRAL	0- 0	0- 0	0- 0				
5- 6	0- 1	1- 4	NON-CONFERENCE	1- 0	0- 0	3- 1				
4- 0	0- 0	1- 0	HOME	1- 0	0- 0	2- 0				
1- 4	0- 0	0- 3	AWAY	0- 0	0- 0	1- 1				
0- 2	0- 1	0- 1	NEUTRAL	0- 0	0- 0	0- 0				
12- 2	0- 0	0- 0	CONFERENCE	0- 1	1- 0	11- 1				
8- 0	0- 0	0- 0	HOME	0- 0	0- 0	8- 0				
4- 2	0- 0	0- 0	AWAY	0- 1	1- 0	3- 1				
0- 0	0- 0	0- 0	NEUTRAL	0- 0	0- 0	0- 0				

RPI 1-25				RPI 26-50				RPI 51-100 Team's RPI: 60				RPI 101+			
RPI	S	Opponent	Score	RPI	S	Opponent	Score	RPI	S	Opponent	Score	RPI	S	Opponent	Score
3	N	Maryland	26 90	30	N	Virginia Tech	58 60	51	H	Middle Tenn.	68 57	123	A	Southeast Mo. St.	57 45
				32	A	Western Ky.	46 77	62	A	UT Martin	57 74	158	A	Toledo	48 53
				33	A	Marquette	51 53					177	A	Austin Peay	53 52
				39	A	Arkansas	60 91					177	H	Austin Peay	69 46
				41	H	UCF	72 37					183	H	Northern Ky.	62 45
												196	H	Chattanooga	63 50
												198	A	Tennessee Tech	59 47
												226	H	Eastern Ill.	69 45
												236	A	Murray St.	86 56
												236	H	Murray St.	70 53
												266	H	Eastern Ky.	68 48
												272	H	Morehead St.	71 62
												273	A	Lipscomb	69 68
												274	A	Jacksonville St.	41 60
												274	H	Jacksonville St.	61 49
												334	H	SIUE	69 48
												335	H	Tennessee St.	70 58
LAST 10 Division I															
				274	H	Jacksonville St.	61 49					198	A	Tennessee Tech	59 47
				335	H	Tennessee St.	70 58					177	A	Austin Peay	53 52
				177	H	Austin Peay	69 46					236	A	Murray St.	86 56
				236	H	Murray St.	70 53					272	H	Morehead St.	71 62
				274	A	Jacksonville St.	41 60					266	H	Eastern Ky.	68 48

Non-Div I Games:

Belmont

Loss, Non-Conf, S Site, H Home A Away N Neutral

Average RPI Win:	267	WON-LOST	WINNING	LAST 10	STRENGTH OF	OPP. STRENGTH	TEAM	ADJ.	CONF.	ADJ CONF.
Average RPI Loss:	89	RECORD	PCT. RANK	GAMES	SCHEDULE	OF SCHEDULE	RPI	RPI	RPI	RPI
DIV. I ONLY	17- 5	37	10-0	291	284	111	111	29	29	
DIV. I NON-CONF.	6- 4	123	0	259	86	141	141	29	29	
TOTALS	RPI 1-25	RPI 26-50	W-L RECORDS	RPI 51-100	RPI 101-150	RPI 150+				
17- 5	0- 1	0- 1	OVERALL	0- 1	0- 1	17- 1				
6- 2	0- 1	0- 1	HOME	0- 0	0- 0	6- 0				
10- 3	0- 0	0- 0	AWAY	0- 1	0- 1	10- 1				
1- 0	0- 0	0- 0	NEUTRAL	0- 0	0- 0	1- 0				
6- 4	0- 1	0- 1	NON-CONFERENCE	0- 1	0- 1	6- 0				
1- 2	0- 1	0- 1	HOME	0- 0	0- 0	1- 0				
4- 2	0- 0	0- 0	AWAY	0- 1	0- 1	4- 0				
1- 0	0- 0	0- 0	NEUTRAL	0- 0	0- 0	1- 0				
11- 1	0- 0	0- 0	CONFERENCE	0- 0	0- 0	11- 1				
5- 0	0- 0	0- 0	HOME	0- 0	0- 0	5- 0				
6- 1	0- 0	0- 0	AWAY	0- 0	0- 0	6- 1				
0- 0	0- 0	0- 0	NEUTRAL	0- 0	0- 0	0- 0				

RPI 1-25				RPI 26-50				RPI 51-100				RPI 101+ Team's RPI: 111			
RPI	S	Opponent	Score	RPI	S	Opponent	Score	RPI	S	Opponent	Score	RPI	S	Opponent	Score
18	H	Central Mich.	67 92	48	H	Troy	62 68	79	A	Alabama	49 60	105	A	Auburn	56 74
												156	A	N.C. A&T	69 58
												156	H	N.C. A&T	70 50
												172	A	Jacksonville	53 52
												194	A	Norfolk St.	51 61
												212	A	Stetson	59 55
												238	N	Appalachian St.	61 44
												243	H	Morgan St.	74 65
												247	A	Howard	75 59
												247	H	Howard	88 59
												270	A	Delaware St.	66 55
												297	A	FIU	65 60
												302	H	Ga. Southern	75 57
												312	H	N.C. Central	73 52
												323	A	UMES	62 53
												327	H	Coppin St.	82 51
												342	A	Florida A&M	78 57
												344	A	Charleston So.	81 41
												349	A	South Carolina St.	66 55
LAST 10 Division I															
270	A	Delaware St.	66 55	349	A	South Carolina St.	66 55								
323	A	UMES	62 53	156	A	N.C. A&T	69 58								
247	H	Howard	88 59	312	H	N.C. Central	73 52								
156	H	N.C. A&T	70 50	243	H	Morgan St.	74 65								
342	A	Florida A&M	78 57	327	H	Coppin St.	82 51								

Non-Div I Games: Edward Waters 79 46 Palm Beach Atl. 68 45

Bethune-Cookman

Loss, Non-Conf, S Site, H Home A Away N Neutral

Binghamton

Through Games Of Feb. 19, 2020

Average RPI Win:	269	WON-LOST	WINNING	LAST 10	STRENGTH OF	OPP. STRENGTH	TEAM	ADJ.	CONF.	ADJ CONF.
Average RPI Loss:	179	RECORD	PCT. RANK	GAMES	SCHEDULE	OF SCHEDULE	RPI	RPI	RPI	RPI
DIV. I ONLY	17- 8	66	6-4	310	302	155	155	26	26	
DIV. I NON-CONF.	10- 2	29	0	331	271	125	125	27	27	
TOTALS	RPI 1-25	RPI 26-50	W-L RECORDS	RPI 51-100	RPI 101-150	RPI 150+				
17- 8	0- 0	0- 0	OVERALL	0- 3	0- 0	17- 5				
9- 2	0- 0	0- 0	HOME	0- 1	0- 0	9- 1				
7- 5	0- 0	0- 0	AWAY	0- 2	0- 0	7- 3				
1- 1	0- 0	0- 0	NEUTRAL	0- 0	0- 0	1- 1				
10- 2	0- 0	0- 0	NON-CONFERENCE	0- 1	0- 0	10- 1				
5- 0	0- 0	0- 0	HOME	0- 0	0- 0	5- 0				
4- 1	0- 0	0- 0	AWAY	0- 1	0- 0	4- 0				
1- 1	0- 0	0- 0	NEUTRAL	0- 0	0- 0	1- 1				
7- 6	0- 0	0- 0	CONFERENCE	0- 2	0- 0	7- 4				
4- 2	0- 0	0- 0	HOME	0- 1	0- 0	4- 1				
3- 4	0- 0	0- 0	AWAY	0- 1	0- 0	3- 3				
0- 0	0- 0	0- 0	NEUTRAL	0- 0	0- 0	0- 0				

RPI S	Opponent	Score	RPI S	Opponent	Score	RPI S	Opponent	Score	RPI S	Opponent	Score	Team's RPI: 155
						58	A Stony Brook	54 58	165	A Cornell	59 56	
						58	H Stony Brook	60 67	173	H Eastern Mich.	78 67	
						90	A Miami (FL)	56 79	177	N Austin Peay	63 80	
									185	H Lafayette	74 64	
									204	A Maine	65 75	
									204	H Maine	73 63	
									232	A UMass Lowell	62 58	
									232	H UMass Lowell	56 66	
									264	A New Hampshire	63 53	
									265	H Niagara	74 55	
									270	A Delaware St.	75 66	
									275	A Siena	89 62	
									291	A Vermont	62 65	
									291	H Vermont	76 53	
									295	H St. Bonaventure	78 67	
									296	A UMBC	61 43	
									318	A Albany (NY)	53 56	
									318	H Albany (NY)	58 42	
									319	A Fairleigh Dickinson	60 48	
									331	H NJIT	75 40	
									345	N Grambling	88 67	
									347	H Hartford	80 44	
LAST 10 Division I												
			232	A UMass Lowell	62 58		347	H Hartford	80 44			
			291	H Vermont	76 53		264	A New Hampshire	63 53			
			58	A Stony Brook	54 58		58	H Stony Brook	60 67			
			204	A Maine	65 75		204	H Maine	73 63			
			318	H Albany (NY)	58 42		291	A Vermont	62 65			

Non-Div I Games: Bloomsburg 70 45

Binghamton

Loss, Non-Conf, S Site, H Home A Away N Neutral

Average RPI Win:	229	WON-LOST	WINNING	LAST 10	STRENGTH OF	OPP. STRENGTH	TEAM	ADJ.	CONF.	ADJ CONF.
Average RPI Loss:	117	RECORD	PCT. RANK	GAMES	SCHEDULE	OF SCHEDULE	RPI	RPI	RPI	RPI
DIV. I ONLY	17- 9	75	7-3	162	154	107	107	17	17	
DIV. I NON-CONF.	6- 4	123	0	67	28	83	83	21	21	
TOTALS	RPI 1-25	RPI 26-50	W-L RECORDS	RPI 51-100	RPI 101-150	RPI 150+				
17- 9	0- 3	0- 0	OVERALL	1- 2	1- 0	15- 4				
10- 4	0- 1	0- 0	HOME	1- 2	0- 0	9- 1				
7- 5	0- 2	0- 0	AWAY	0- 0	1- 0	6- 3				
0- 0	0- 0	0- 0	NEUTRAL	0- 0	0- 0	0- 0				
6- 4	0- 3	0- 0	NON-CONFERENCE	1- 1	1- 0	4- 0				
4- 2	0- 1	0- 0	HOME	1- 1	0- 0	3- 0				
2- 2	0- 2	0- 0	AWAY	0- 0	1- 0	1- 0				
0- 0	0- 0	0- 0	NEUTRAL	0- 0	0- 0	0- 0				
11- 5	0- 0	0- 0	CONFERENCE	0- 1	0- 0	11- 4				
6- 2	0- 0	0- 0	HOME	0- 1	0- 0	6- 1				
5- 3	0- 0	0- 0	AWAY	0- 0	0- 0	5- 3				
0- 0	0- 0	0- 0	NEUTRAL	0- 0	0- 0	0- 0				

RPI 1-25				RPI 26-50				RPI 51-100				RPI 101+ Team's RPI: 107			
RPI	S	Opponent	Score	RPI	S	Opponent	Score	RPI	S	Opponent	Score	RPI	S	Opponent	Score
5	H	Missouri St.	69 72					69	H	BYU	66 55	126	A	UAB	83 81
6	A	Louisville	82 98					77	H	Fresno St.	80 85	166	A	San Jose St.	61 74
17	A	TCU	65 77					97	H	Washington St.	68 80	166	H	San Jose St.	85 67
												190	H	Pepperdine	76 74
												197	A	Wyoming	68 73
												197	H	Wyoming	67 48
												202	H	New Mexico	83 82
												205	A	UNLV	65 66
												221	H	Portland St.	82 57
												241	A	Nevada	83 72
												241	H	Nevada	54 40
												242	A	San Diego St.	69 67
												242	H	San Diego St.	86 72
												258	A	Colorado St.	72 69
												287	A	Utah St.	65 59
												287	H	Utah St.	56 58
												288	A	Air Force	74 69
												288	H	Air Force	70 61
												306	A	Eastern Wash.	63 61
												324	H	Utah Valley	77 69
LAST 10 Division I															
166	H	San Jose St.	85 67	241	A	Nevada	83 72								
242	A	San Diego St.	69 67	166	A	San Jose St.	61 74								
288	A	Air Force	74 69	77	H	Fresno St.	80 85								
287	H	Utah St.	56 58	287	A	Utah St.	65 59								
197	H	Wyoming	67 48	288	H	Air Force	70 61								

Non-Div I Games: Lewis-Clark St. 88 34 Western Ore. 75 32

Boise St.

Loss, Non-Conf, S Site, H Home A Away N Neutral

Average RPI Win:	163	WON-LOST	WINNING	LAST 10	STRENGTH OF	OPP. STRENGTH	TEAM	ADJ.	CONF.	ADJ CONF.
Average RPI Loss:	56	RECORD	PCT. RANK	GAMES	SCHEDULE	OF SCHEDULE	RPI	RPI	RPI	RPI
DIV. I ONLY	15- 10	109	6-4	59	53	68	68	5	5	
DIV. I NON-CONF.	7- 4	100	0	95	137	73	73	4	4	
TOTALS	RPI 1-25	RPI 26-50	W-L RECORDS	RPI 51-100	RPI 101-150	RPI 150+				
15- 10	1- 3	0- 2	OVERALL	1- 3	6- 2	7- 0				
8- 4	0- 2	0- 0	HOME	0- 2	4- 0	4- 0				
6- 5	1- 1	0- 2	AWAY	1- 0	2- 2	2- 0				
1- 1	0- 0	0- 0	NEUTRAL	0- 1	0- 0	1- 0				
7- 4	0- 1	0- 0	NON-CONFERENCE	0- 1	2- 2	5- 0				
5- 0	0- 0	0- 0	HOME	0- 0	1- 0	4- 0				
1- 3	0- 1	0- 0	AWAY	0- 0	1- 2	0- 0				
1- 1	0- 0	0- 0	NEUTRAL	0- 1	0- 0	1- 0				
8- 6	1- 2	0- 2	CONFERENCE	1- 2	4- 0	2- 0				
3- 4	0- 2	0- 0	HOME	0- 2	3- 0	0- 0				
5- 2	1- 0	0- 2	AWAY	1- 0	1- 0	2- 0				
0- 0	0- 0	0- 0	NEUTRAL	0- 0	0- 0	0- 0				

RPI 1-25				RPI 26-50				RPI 51-100 Team's RPI: 68				RPI 101+			
RPI	S	Opponent	Score	RPI	S	Opponent	Score	RPI	S	Opponent	Score	RPI	S	Opponent	Score
6	H	Louisville	70 81	30	A	Virginia Tech	49 70	52	H	Virginia	52 69	104	H	North Carolina	93 75
10	A	Northwestern	63 66	31	A	Duke	73 85	66	N	Charlotte	68 84	110	H	VCU	87 52
21	H	NC State	54 72					74	A	Georgia Tech	55 48	113	A	Notre Dame	75 65
25	A	Florida St.	65 56					84	H	Syracuse	79 89	113	H	Notre Dame	56 55
												117	A	Holy Cross	71 80
												121	H	Wake Forest	67 54
												128	A	Boston U.	88 57
												140	A	Providence	60 76
												157	N	Tulane	89 76
												175	H	Rhode Island	66 55
												224	A	Clemson	70 68
												232	H	UMass Lowell	89 46
												270	H	Delaware St.	109 69
												290	A	Pittsburgh	79 70
												305	H	St. Francis Brooklyn	106 69
LAST 10 Division I															
104	H	North Carolina	93 75	25	A	Florida St.	65 56								
113	H	Notre Dame	56 55	30	A	Virginia Tech	49 70								
224	A	Clemson	70 68	74	A	Georgia Tech	55 48								
84	H	Syracuse	79 89	6	H	Louisville	70 81								
121	H	Wake Forest	67 54	52	H	Virginia	52 69								

Non-Div I Games:

Boston College

■ Loss,
 ■ Non-Conf,
 ■ S Site,
 ■ H Home
 ■ A Away
 N Neutral

Average RPI Win: 198	WON-LOST	WINNING	LAST 10	STRENGTH OF	OPP. STRENGTH	TEAM	ADJ.	CONF.	ADJ CONF.
Average RPI Loss: 139	RECORD	PCT. RANK	GAMES	SCHEDULE	OF SCHEDULE	RPI	RPI	RPI	RPI
DIV. I ONLY	15- 10	109	8-2	160	163	128	128	15	15
DIV. I NON-CONF.	5- 6	187	0	154	161	182	182	16	16
TOTALS	RPI 1-25	RPI 26-50	W-L RECORDS	RPI 51-100	RPI 101-150	RPI 150+			
15- 10	0- 0	0- 0	OVERALL	2- 4	3- 3	10- 3			
8- 5	0- 0	0- 0	HOME	1- 4	2- 1	5- 0			
7- 5	0- 0	0- 0	AWAY	1- 0	1- 2	5- 3			
0- 0	0- 0	0- 0	NEUTRAL	0- 0	0- 0	0- 0			
5- 6	0- 0	0- 0	NON-CONFERENCE	0- 3	1- 2	4- 1			
2- 4	0- 0	0- 0	HOME	0- 3	1- 1	1- 0			
3- 2	0- 0	0- 0	AWAY	0- 0	0- 1	3- 1			
0- 0	0- 0	0- 0	NEUTRAL	0- 0	0- 0	0- 0			
10- 4	0- 0	0- 0	CONFERENCE	2- 1	2- 1	6- 2			
6- 1	0- 0	0- 0	HOME	1- 1	1- 0	4- 0			
4- 3	0- 0	0- 0	AWAY	1- 0	1- 1	2- 2			
0- 0	0- 0	0- 0	NEUTRAL	0- 0	0- 0	0- 0			

RPI S	Opponent	Score	RPI S	Opponent	Score	RPI S	Opponent	Score	RPI S	Opponent	Score	Team's RPI: 128
						63	H Bucknell	52 48	117	A Holy Cross	62 51	
						64	H Marist	75 89	117	H Holy Cross	76 70	
						68	H Boston College	57 88	125	H Northeastern	72 56	
						95	A Colgate	60 58	132	A California	62 73	
						95	H Colgate	61 70	135	A Lehigh	34 51	
						100	H Harvard	39 66	149	H Massachusetts	45 58	
									161	A UC Davis	68 75	
									171	H Dartmouth	74 56	
									185	A Lafayette	57 59	
									185	H Lafayette	47 40	
									199	H American	59 44	
									204	A Maine	62 49	
									259	A Loyola Maryland	41 39	
									259	H Loyola Maryland	44 42	
									264	A New Hampshire	78 64	
									300	A Army West Point	72 66	
									301	A Navy	41 46	
									301	H Navy	71 56	
									318	A Albany (NY)	60 58	
LAST 10 Division I												
			185	H Lafayette	47 40		259	A Loyola Maryland	41 39			
			301	H Navy	71 56		117	H Holy Cross	76 70			
			95	A Colgate	60 58		301	A Navy	41 46			
			117	A Holy Cross	62 51		95	H Colgate	61 70			
			63	H Bucknell	52 48		259	H Loyola Maryland	44 42			

Non-Div I Games:

Boston U.

Bowling Green

Through Games Of Feb. 19, 2020

Average RPI Win:	232	WON-LOST	WINNING	LAST 10	STRENGTH OF	OPP. STRENGTH	TEAM	ADJ.	CONF.	ADJ CONF.
Average RPI Loss:	132	RECORD	PCT. RANK	GAMES	SCHEDULE	OF SCHEDULE	RPI	RPI	RPI	RPI
DIV. I ONLY	6- 17	304	1-9	138	149	257	257	10	10	
DIV. I NON-CONF.	5- 5	164	0	194	266	156	156	10	10	
TOTALS	RPI 1-25	RPI 26-50	W-L RECORDS	RPI 51-100	RPI 101-150	RPI 150+				
6- 17	0- 1	0- 2	OVERALL	0- 1	0- 4	6- 9				
3- 5	0- 0	0- 0	HOME	0- 1	0- 0	3- 4				
2- 10	0- 1	0- 2	AWAY	0- 0	0- 3	2- 4				
1- 2	0- 0	0- 0	NEUTRAL	0- 0	0- 1	1- 1				
5- 5	0- 0	0- 1	NON-CONFERENCE	0- 0	0- 2	5- 2				
2- 0	0- 0	0- 0	HOME	0- 0	0- 0	2- 0				
2- 3	0- 0	0- 1	AWAY	0- 0	0- 1	2- 1				
1- 2	0- 0	0- 0	NEUTRAL	0- 0	0- 1	1- 1				
1- 12	0- 1	0- 1	CONFERENCE	0- 1	0- 2	1- 7				
1- 5	0- 0	0- 0	HOME	0- 1	0- 0	1- 4				
0- 7	0- 1	0- 1	AWAY	0- 0	0- 2	0- 3				
0- 0	0- 0	0- 0	NEUTRAL	0- 0	0- 0	0- 0				

RPI 1-25				RPI 26-50				RPI 51-100				RPI 101+ Team's RPI: 257			
RPI	S	Opponent	Score	RPI	S	Opponent	Score	RPI	S	Opponent	Score	RPI	S	Opponent	Score
18	A	Central Mich.	75 82	37	A	Purdue	74 81	61	H	Ball St.	80 86	102	A	Kent St.	47 61
				45	A	Ohio	69 79					130	A	Loyola Chicago	76 84
												138	N	Green Bay	54 73
												142	A	Buffalo	59 65
												152	A	Western Mich.	55 69
												152	H	Western Mich.	72 63
												153	A	Valparaiso	90 95
												158	A	Toledo	72 79
												160	H	Akron	73 76
												173	A	Eastern Mich.	61 78
												173	H	Eastern Mich.	58 70
												176	H	Northern Ill.	87 92
												186	H	Miami (OH)	59 80
												200	H	Cleveland St.	89 62
												234	A	Marshall	82 69
												235	N	San Francisco	56 64
												239	A	Milwaukee	63 51
												272	H	Morehead St.	79 65
												294	N	California Baptist	98 60
LAST 10 Division I															
152	A	Western Mich.	55 69	186	H	Miami (OH)	59 80								
18	A	Central Mich.	75 82	45	A	Ohio	69 79								
173	H	Eastern Mich.	58 70	152	H	Western Mich.	72 63								
176	H	Northern Ill.	87 92	158	A	Toledo	72 79								
102	A	Kent St.	47 61	142	A	Buffalo	59 65								

Non-Div I Games: Davis & Elkins 91 52 Notre Dame (OH) 88 54

Bowling Green

■ Loss,
 ■ Non-Conf,
 ■ S Site,
 ■ Home
 ■ A Away
 N Neutral

Average RPI Win:	179	WON-LOST	WINNING	LAST 10	STRENGTH OF	OPP. STRENGTH	TEAM	ADJ.	CONF.	ADJ CONF.
Average RPI Loss:	57	RECORD	PCT. RANK	GAMES	SCHEDULE	OF SCHEDULE	RPI	RPI	RPI	RPI
DIV. I ONLY	18- 4	26	8-2	134	99	36	36	7	7	
DIV. I NON-CONF.	8- 2	51	0	284	120	96	96	7	7	
TOTALS	RPI 1-25	RPI 26-50	W-L RECORDS	RPI 51-100	RPI 101-150	RPI 150+				
18- 4	0- 1	1- 1	OVERALL	3- 1	4- 1	10- 0				
10- 0	0- 0	1- 0	HOME	2- 0	2- 0	5- 0				
5- 3	0- 1	0- 1	AWAY	1- 1	1- 0	3- 0				
3- 1	0- 0	0- 0	NEUTRAL	0- 0	1- 1	2- 0				
8- 2	0- 0	0- 1	NON-CONFERENCE	0- 0	2- 1	6- 0				
3- 0	0- 0	0- 0	HOME	0- 0	1- 0	2- 0				
2- 1	0- 0	0- 1	AWAY	0- 0	0- 0	2- 0				
3- 1	0- 0	0- 0	NEUTRAL	0- 0	1- 1	2- 0				
10- 2	0- 1	1- 0	CONFERENCE	3- 1	2- 0	4- 0				
7- 0	0- 0	1- 0	HOME	2- 0	1- 0	3- 0				
3- 2	0- 1	0- 0	AWAY	1- 1	1- 0	1- 0				
0- 0	0- 0	0- 0	NEUTRAL	0- 0	0- 0	0- 0				

RPI 1-25				RPI 26-50				Team's RPI: 36		RPI 51-100				RPI 101+			
RPI	S	Opponent	Score	RPI	S	Opponent	Score	RPI	S	Opponent	Score	RPI	S	Opponent	Score		
5	A	Missouri St.	56 90	34	H	Drake	77 76	70	H	UNI	61 47	106	N	Liberty	63 75		
				35	A	Michigan	57 77	81	A	Southern Ill.	50 64	119	N	Richmond	61 57		
								91	A	Illinois St.	66 62	130	A	Loyola Chicago	60 47		
								91	H	Illinois St.	76 61	130	H	Loyola Chicago	71 50		
												145	H	Jackson St.	78 69		
												153	A	Valparaiso	75 61		
												153	H	Valparaiso	90 69		
												186	H	Miami (OH)	79 68		
												195	A	Western Ill.	84 49		
												240	N	George Mason	61 59		
												277	H	Indiana St.	91 75		
												289	A	Oakland	74 58		
												292	H	North Dakota St.	70 64		
												306	N	Eastern Wash.	66 46		
												325	H	Evansville	82 51		
LAST 10 Division I																	
130	H	Loyola Chicago	71 50	34	H	Drake	77 76	70	H	UNI	61 47						
153	H	Valparaiso	90 69					153	A	Valparaiso	75 61						
91	A	Illinois St.	66 62					130	A	Loyola Chicago	60 47						
81	A	Southern Ill.	50 64					91	H	Illinois St.	76 61						
5	A	Missouri St.	56 90														

Non-Div I Games: Eureka 101 39

Bradley

Average RPI Win:	264	WON-LOST	WINNING	LAST 10	STRENGTH OF	OPP. STRENGTH	TEAM	ADJ.	CONF.	ADJ CONF.
Average RPI Loss:	134	RECORD	PCT. RANK	GAMES	SCHEDULE	OF SCHEDULE	RPI	RPI	RPI	RPI
DIV. I ONLY	7- 14	265	2-8	145	220	218	218	8	8	
DIV. I NON-CONF.	6- 7	182	1-1	288	333	236	236	8	8	
TOTALS	RPI 1-25	RPI 26-50	W-L RECORDS	RPI 51-100	RPI 101-150	RPI 150+				
7- 14	0- 1	0- 0	OVERALL	0- 5	0- 3	7- 5				
1- 6	0- 1	0- 0	HOME	0- 2	0- 1	1- 2				
6- 7	0- 0	0- 0	AWAY	0- 3	0- 2	6- 2				
0- 1	0- 0	0- 0	NEUTRAL	0- 0	0- 0	0- 1				
6- 7	0- 0	0- 0	NON-CONFERENCE	0- 1	0- 2	6- 4				
1- 3	0- 0	0- 0	HOME	0- 0	0- 1	1- 2				
5- 3	0- 0	0- 0	AWAY	0- 1	0- 1	5- 1				
0- 1	0- 0	0- 0	NEUTRAL	0- 0	0- 0	0- 1				
1- 7	0- 1	0- 0	CONFERENCE	0- 4	0- 1	1- 1				
0- 3	0- 1	0- 0	HOME	0- 2	0- 0	0- 0				
1- 4	0- 0	0- 0	AWAY	0- 2	0- 1	1- 1				
0- 0	0- 0	0- 0	NEUTRAL	0- 0	0- 0	0- 0				

RPI	S	Opponent	Score	RPI	S	Opponent	Score	RPI	S	Opponent	Score	RPI	S	Opponent	Score	Team's RPI: 218
16	H	Princeton	48 85					55	A	Yale	72 79	117	H	Holy Cross	71 83	
								55	H	Yale	40 73	146	A	Columbia	60 74	
								59	H	Penn	73 85	149	A	Massachusetts	42 95	
								71	A	South Fla.	60 70	165	A	Cornell	63 74	
								100	A	Harvard	53 68	171	A	Dartmouth	83 71	
												175	N	Rhode Island	44 89	
												187	H	Merrimack	57 72	
												204	H	Maine	76 70	
												246	A	Fairfield	58 44	
												264	A	New Hampshire	76 68	
												271	A	Longwood	76 86	
												297	A	FIU	72 57	
												315	A	Bryant	56 50	
												315	H	Bryant	44 45	
												348	A	Central Conn. St.	83 73	
LAST 10 Division I																
16	H	Princeton	48 85	165	A	Cornell	63 74									
59	H	Penn	73 85	55	H	Yale	40 73									
100	A	Harvard	53 68	55	A	Yale	72 79									
171	A	Dartmouth	83 71	71	A	South Fla.	60 70									
146	A	Columbia	60 74	297	A	FIU	72 57									

Non-Div I Games:

Brown

■ Loss,
 ■ Non-Conf,
 ■ S Site,
 ■ H Home
 ■ A Away
 N Neutral

Average RPI Win: 295	WON-LOST	WINNING	LAST 10	STRENGTH OF	OPP. STRENGTH	TEAM	ADJ.	CONF.	ADJ CONF.
Average RPI Loss: 205	RECORD	PCT. RANK	GAMES	SCHEDULE	OF SCHEDULE	RPI	RPI	RPI	RPI
DIV. I ONLY	8- 16	265	5-5	337	317	315	315	30	30
DIV. I NON-CONF.	2- 9	304	0	326	223	337	337	30	30
TOTALS	RPI 1-25	RPI 26-50	W-L RECORDS	RPI 51-100	RPI 101-150	RPI 150+			
8- 16	0- 0	0- 0	OVERALL	0- 1	0- 3	8- 12			
4- 8	0- 0	0- 0	HOME	0- 0	0- 1	4- 7			
4- 8	0- 0	0- 0	AWAY	0- 1	0- 2	4- 5			
0- 0	0- 0	0- 0	NEUTRAL	0- 0	0- 0	0- 0			
2- 9	0- 0	0- 0	NON-CONFERENCE	0- 1	0- 2	2- 6			
1- 4	0- 0	0- 0	HOME	0- 0	0- 1	1- 3			
1- 5	0- 0	0- 0	AWAY	0- 1	0- 1	1- 3			
0- 0	0- 0	0- 0	NEUTRAL	0- 0	0- 0	0- 0			
6- 7	0- 0	0- 0	CONFERENCE	0- 0	0- 1	6- 6			
3- 4	0- 0	0- 0	HOME	0- 0	0- 0	3- 4			
3- 3	0- 0	0- 0	AWAY	0- 0	0- 1	3- 2			
0- 0	0- 0	0- 0	NEUTRAL	0- 0	0- 0	0- 0			

RPI 1-25				RPI 26-50				RPI 51-100				RPI 101+ Team's RPI: 315					
RPI	S	Opponent	Score	RPI	S	Opponent	Score	RPI	S	Opponent	Score	RPI	S	Opponent	Score		
								72	A	Minnesota	56	101	117	A	Holy Cross	75	87
												129	A	Robert Morris	39	69	
												140	H	Providence	32	76	
												168	A	Mt. St. Mary's	72	67	
												168	H	Mt. St. Mary's	70	76	
												179	A	Illinois	55	69	
												187	A	Merrimack	66	78	
												187	H	Merrimack	53	61	
												218	A	Brown	45	44	
												218	H	Brown	50	56	
												232	H	UMass Lowell	35	55	
												254	A	Saint Francis (PA)	58	64	
												254	H	Saint Francis (PA)	60	63	
												264	H	New Hampshire	56	68	
												286	H	Wagner	45	58	
												291	A	Vermont	66	71	
												300	A	Army West Point	75	81	
												305	H	St. Francis Brooklyn	78	59	
												318	H	Albany (NY)	68	55	
												319	A	Fairleigh Dickinson	57	45	
												337	H	LIU Brooklyn	57	53	
												348	A	Central Conn. St.	62	51	
												348	H	Central Conn. St.	59	47	
LAST 10 Division I																	
				187	H	Merrimack	53	61		254	A	Saint Francis (PA)	58	64			
				348	A	Central Conn. St.	62	51		286	H	Wagner	45	58			
				305	H	St. Francis Brooklyn	78	59		168	A	Mt. St. Mary's	72	67			
				348	H	Central Conn. St.	59	47		337	H	LIU Brooklyn	57	53			
				129	A	Robert Morris	39	69		168	H	Mt. St. Mary's	70	76			

Non-Div I Games:

Bryant

Average RPI Win:	208	WON-LOST	WINNING	LAST 10	STRENGTH OF	OPP. STRENGTH	TEAM	ADJ.	CONF.	ADJ CONF.
Average RPI Loss:	126	RECORD	PCT. RANK	GAMES	SCHEDULE	OF SCHEDULE	RPI	RPI	RPI	RPI
DIV. I ONLY	19- 6	39	8-2	185	164	63	63	15	15	
DIV. I NON-CONF.	7- 4	100	0	110	183	80	80	16	16	
TOTALS	RPI 1-25	RPI 26-50	W-L RECORDS	RPI 51-100	RPI 101-150	RPI 150+				
19- 6	0- 0	1- 0	OVERALL	2- 3	3- 1	13- 2				
10- 1	0- 0	1- 0	HOME	1- 1	1- 0	7- 0				
7- 5	0- 0	0- 0	AWAY	0- 2	2- 1	5- 2				
2- 0	0- 0	0- 0	NEUTRAL	1- 0	0- 0	1- 0				
7- 4	0- 0	1- 0	NON-CONFERENCE	1- 3	0- 0	5- 1				
3- 1	0- 0	1- 0	HOME	0- 1	0- 0	2- 0				
2- 3	0- 0	0- 0	AWAY	0- 2	0- 0	2- 1				
2- 0	0- 0	0- 0	NEUTRAL	1- 0	0- 0	1- 0				
12- 2	0- 0	0- 0	CONFERENCE	1- 0	3- 1	8- 1				
7- 0	0- 0	0- 0	HOME	1- 0	1- 0	5- 0				
5- 2	0- 0	0- 0	AWAY	0- 0	2- 1	3- 1				
0- 0	0- 0	0- 0	NEUTRAL	0- 0	0- 0	0- 0				

RPI 1-25				RPI 26-50				RPI 51-100				Team's RPI: 63	RPI 101+			
RPI	S	Opponent	Score	RPI	S	Opponent	Score	RPI	S	Opponent	Score		RPI	S	Opponent	Score
				49	H	Drexel	60 49									
								52	A	Virginia	60 84		117	A	Holy Cross	51 40
								58	A	Stony Brook	73 78		117	H	Holy Cross	63 45
								73	H	Temple	61 72		128	A	Boston U.	48 52
								76	N	Cincinnati	56 48		135	A	Lehigh	71 50
								95	H	Colgate	66 43		184	A	Quinnipiac	69 76
													185	H	Lafayette	50 36
													199	A	American	60 57
													199	H	American	68 43
													240	A	George Mason	64 51
													247	N	Howard	70 60
													254	A	Saint Francis (PA)	70 46
													259	A	Loyola Maryland	50 60
													259	H	Loyola Maryland	66 42
													279	H	Monmouth	71 37
													295	H	St. Bonaventure	68 60
													300	A	Army West Point	63 52
													300	H	Army West Point	77 46
													301	A	Navy	61 34
													301	H	Navy	75 65
LAST 10 Division I																
				117	H	Holy Cross	63 45	300	H	Army West Point	77 46					
				199	A	American	60 57	259	A	Loyola Maryland	50 60					
				301	H	Navy	75 65	95	H	Colgate	66 43					
				259	H	Loyola Maryland	66 42	135	A	Lehigh	71 50					
				128	A	Boston U.	48 52	199	H	American	68 43					

Non-Div I Games:

Bucknell

Average RPI Win:	199	WON-LOST	WINNING	LAST 10	STRENGTH OF	OPP. STRENGTH	TEAM	ADJ.	CONF.	ADJ CONF.
Average RPI Loss:	106	RECORD	PCT. RANK	GAMES	SCHEDULE	OF SCHEDULE	RPI	RPI	RPI	RPI
DIV. I ONLY	13- 11	154	3-7	152	123	142	142	10	10	
DIV. I NON-CONF.	9- 2	37	0	208	212	55	55	10	10	
TOTALS	RPI 1-25	RPI 26-50	W-L RECORDS	RPI 51-100	RPI 101-150	RPI 150+				
13- 11	0- 2	2- 1	OVERALL	0- 2	2- 0	9- 6				
7- 5	0- 1	1- 1	HOME	0- 1	1- 0	5- 2				
4- 6	0- 1	0- 0	AWAY	0- 1	1- 0	3- 4				
2- 0	0- 0	1- 0	NEUTRAL	0- 0	0- 0	1- 0				
9- 2	0- 1	2- 0	NON-CONFERENCE	0- 0	1- 0	6- 1				
5- 0	0- 0	1- 0	HOME	0- 0	1- 0	3- 0				
2- 2	0- 1	0- 0	AWAY	0- 0	0- 0	2- 1				
2- 0	0- 0	1- 0	NEUTRAL	0- 0	0- 0	1- 0				
4- 9	0- 1	0- 1	CONFERENCE	0- 2	1- 0	3- 5				
2- 5	0- 1	0- 1	HOME	0- 1	0- 0	2- 2				
2- 4	0- 0	0- 0	AWAY	0- 1	1- 0	1- 3				
0- 0	0- 0	0- 0	NEUTRAL	0- 0	0- 0	0- 0				

RPI S	Opponent	Score	RPI S	Opponent	Score	RPI S	Opponent	Score	RPI S	Opponent	Score	Team's RPI: 142
9	A Stanford	69 88	45	H Ohio	65 76	61	A Ball St.	65 69	102	A Kent St.	57 44	
18	H Central Mich.	93 98	49	N Drexel	63 59	61	H Ball St.	58 69	146	H Columbia	82 75	
			50	H Dayton	67 59				152	A Western Mich.	62 74	
									158	A Toledo	59 71	
									158	H Toledo	62 78	
									160	H Akron	63 69	
									166	A San Jose St.	88 95	
									171	H Dartmouth	73 49	
									173	H Eastern Mich.	66 63	
									176	A Northern Ill.	63 64	
									186	A Miami (OH)	86 72	
									199	N American	73 55	
									257	H Bowling Green	65 59	
									265	A Niagara	81 67	
									295	A St. Bonaventure	46 36	
									340	H Canisius	71 55	
									348	H Central Conn. St.	61 56	
LAST 10 Division I												
160	H Akron	63 69	18	H Central Mich.	93 98							
61	H Ball St.	58 69	102	A Kent St.	57 44							
152	A Western Mich.	62 74	61	A Ball St.	65 69							
158	H Toledo	62 78	173	H Eastern Mich.	66 63							
176	A Northern Ill.	63 64	257	H Bowling Green	65 59							

Non-Div I Games:

Buffalo

■ Loss,
■ Non-Conf,
■ S Site,
■ H Home
■ A Away
N Neutral

Average RPI Win:	182	WON-LOST	WINNING	LAST 10	STRENGTH OF	OPP. STRENGTH	TEAM	ADJ.	CONF.	ADJ CONF.
Average RPI Loss:	46	RECORD	PCT. RANK	GAMES	SCHEDULE	OF SCHEDULE	RPI	RPI	RPI	RPI
DIV. I ONLY	17- 8	66	7-3	130	71	93	93	6	6	
DIV. I NON-CONF.	8- 3	68	0	185	111	112	112	6	6	
TOTALS	RPI 1-25	RPI 26-50	W-L RECORDS	RPI 51-100	RPI 101-150	RPI 150+				
17- 8	0- 3	3- 1	OVERALL	3- 4	1- 0	10- 0				
11- 4	0- 2	1- 0	HOME	2- 2	0- 0	8- 0				
5- 3	0- 1	1- 1	AWAY	1- 1	1- 0	2- 0				
1- 1	0- 0	1- 0	NEUTRAL	0- 1	0- 0	0- 0				
8- 3	0- 1	1- 0	NON-CONFERENCE	1- 2	0- 0	6- 0				
7- 1	0- 1	0- 0	HOME	1- 0	0- 0	6- 0				
0- 1	0- 0	0- 0	AWAY	0- 1	0- 0	0- 0				
1- 1	0- 0	1- 0	NEUTRAL	0- 1	0- 0	0- 0				
9- 5	0- 2	2- 1	CONFERENCE	2- 2	1- 0	4- 0				
4- 3	0- 1	1- 0	HOME	1- 2	0- 0	2- 0				
5- 2	0- 1	1- 1	AWAY	1- 0	1- 0	2- 0				
0- 0	0- 0	0- 0	NEUTRAL	0- 0	0- 0	0- 0				

RPI 1-25				RPI 26-50				RPI 51-100 Team's RPI: 93				RPI 101+			
RPI	S	Opponent	Score	RPI	S	Opponent	Score	RPI	S	Opponent	Score	RPI	S	Opponent	Score
19	H	Indiana	53 64	33	A	Marquette	54 76	53	H	IUPUI	64 61	140	A	Providence	50 47
20	A	DePaul	60 89	33	H	Marquette	61 55	61	A	Ball St.	70 74	160	H	Akron	76 55
20	H	DePaul	65 80	40	A	Creighton	73 67	65	H	Seton Hall	62 67	207	H	High Point	74 52
				45	N	Ohio	60 55	67	H	St. John's (NY)	42 67	248	A	Georgetown	47 46
								80	N	Georgia	36 69	248	H	Georgetown	60 42
								99	A	Villanova	58 41	249	A	Xavier	78 70
								99	H	Villanova	63 61	249	H	Xavier	63 61
												266	H	Eastern Ky.	73 41
												286	H	Wagner	74 58
												332	H	Purdue Fort Wayne	85 58
												333	H	Detroit Mercy	82 60
LAST 10 Division I															
				33	A	Marquette	54 76	40	A	Creighton	73 67				
				20	A	DePaul	60 89	140	A	Providence	50 47				
				99	H	Villanova	63 61	20	H	DePaul	65 80				
				248	H	Georgetown	60 42	33	H	Marquette	61 55				
				249	H	Xavier	63 61	248	A	Georgetown	47 46				

Non-Div I Games:

Butler

CSU Bakersfield

Through Games Of Feb. 19, 2020

Average RPI Win:	258	WON-LOST	WINNING	LAST 10	STRENGTH OF	OPP. STRENGTH	TEAM	ADJ.	CONF.	ADJ CONF.
Average RPI Loss:	209	RECORD	PCT. RANK	GAMES	SCHEDULE	OF SCHEDULE	RPI	RPI	RPI	RPI
DIV. I ONLY	11- 10	162	5-5	293	299	227	227	31	31	
DIV. I NON-CONF.	5- 5	164	0	151	144	151	151	32	32	
TOTALS	RPI 1-25	RPI 26-50	W-L RECORDS	RPI 51-100	RPI 101-150	RPI 150+				
11- 10	0- 2	0- 0	OVERALL	0- 0	1- 1	10- 7				
7- 3	0- 0	0- 0	HOME	0- 0	1- 0	6- 3				
4- 7	0- 2	0- 0	AWAY	0- 0	0- 1	4- 4				
0- 0	0- 0	0- 0	NEUTRAL	0- 0	0- 0	0- 0				
5- 5	0- 2	0- 0	NON-CONFERENCE	0- 0	1- 1	4- 2				
5- 0	0- 0	0- 0	HOME	0- 0	1- 0	4- 0				
0- 5	0- 2	0- 0	AWAY	0- 0	0- 1	0- 2				
0- 0	0- 0	0- 0	NEUTRAL	0- 0	0- 0	0- 0				
6- 5	0- 0	0- 0	CONFERENCE	0- 0	0- 0	6- 5				
2- 3	0- 0	0- 0	HOME	0- 0	0- 0	2- 3				
4- 2	0- 0	0- 0	AWAY	0- 0	0- 0	4- 2				
0- 0	0- 0	0- 0	NEUTRAL	0- 0	0- 0	0- 0				

RPI 1-25				RPI 26-50				RPI 51-100				RPI 101+ Team's RPI: 227			
RPI	S	Opponent	Score	RPI	S	Opponent	Score	RPI	S	Opponent	Score	RPI	S	Opponent	Score
13	A	Gonzaga	48 92									118	H	Pacific	80 70
15	A	Oregon St.	50 69									134	A	Washington	49 80
												164	A	Wright St.	60 65
												166	H	San Jose St.	75 71
												217	A	UMKC	43 58
												217	H	UMKC	70 60
												222	A	Grand Canyon	59 54
												250	H	North Texas	61 52
												267	H	UC Santa Barbara	66 62
												283	A	UC Riverside	52 53
												294	A	California Baptist	66 61
												294	H	California Baptist	53 55
												308	A	Seattle U	57 63
												312	H	N.C. Central	80 71
												314	H	UTRGV	52 66
												317	H	New Mexico St.	60 59
												324	A	Utah Valley	55 53
												346	A	Chicago St.	58 51
												346	H	Chicago St.	58 60
LAST 10 Division I															
				217	A	UMKC	43 58	308	A	Seattle U	57 63				
				346	A	Chicago St.	58 51	324	A	Utah Valley	55 53				
				294	H	California Baptist	53 55	346	H	Chicago St.	58 60				
				314	H	UTRGV	52 66	217	H	UMKC	70 60				
				317	H	New Mexico St.	60 59	294	A	California Baptist	66 61				

Non-Div I Games: Fresno Pacific 95 64 Westcliff 100 44 Cal St. Dom. Hills 83 74

CSU Bakersfield

Loss, Non-Conf, S Site, H Home A Away N Neutral

Average RPI Win: 246	WON-LOST	WINNING	LAST 10	STRENGTH OF	OPP. STRENGTH	TEAM	ADJ.	CONF.	ADJ CONF.
Average RPI Loss: 185	RECORD	PCT. RANK	GAMES	SCHEDULE	OF SCHEDULE	RPI	RPI	RPI	RPI
DIV. I ONLY	8- 15	258	4-6	299	151	299	299	28	28
DIV. I NON-CONF.	4- 9	250	0	280	27	270	270	26	26
TOTALS	RPI 1-25	RPI 26-50	W-L RECORDS	RPI 51-100	RPI 101-150	RPI 150+			
8- 15	0- 1	0- 0	OVERALL	0- 3	1- 1	7- 10			
4- 7	0- 1	0- 0	HOME	0- 2	1- 0	3- 4			
3- 7	0- 0	0- 0	AWAY	0- 1	0- 1	3- 5			
1- 1	0- 0	0- 0	NEUTRAL	0- 0	0- 0	1- 1			
4- 9	0- 1	0- 0	NON-CONFERENCE	0- 3	1- 1	3- 4			
1- 4	0- 1	0- 0	HOME	0- 2	1- 0	0- 1			
2- 4	0- 0	0- 0	AWAY	0- 1	0- 1	2- 2			
1- 1	0- 0	0- 0	NEUTRAL	0- 0	0- 0	1- 1			
4- 6	0- 0	0- 0	CONFERENCE	0- 0	0- 0	4- 6			
3- 3	0- 0	0- 0	HOME	0- 0	0- 0	3- 3			
1- 3	0- 0	0- 0	AWAY	0- 0	0- 0	1- 3			
0- 0	0- 0	0- 0	NEUTRAL	0- 0	0- 0	0- 0			

RPI	S	Opponent	Score	RPI	S	Opponent	Score	RPI	S	Opponent	Score	RPI	S	Opponent	Score	Team's RPI: 299
8	H	UCLA	44 58					52	H	Virginia	47 72	109	A	San Diego	40 59	
								75	H	Southern California	53 69	143	H	Portland	73 64	
								97	A	Washington St.	61 71	161	A	UC Davis	39 61	
												178	A	Hawaii	66 70	
												178	H	Hawaii	58 54	
												203	H	Santa Clara	55 76	
												228	N	SMU	58 68	
												230	H	Cal St. Fullerton	63 57	
												235	A	San Francisco	61 79	
												242	A	San Diego St.	74 69	
												267	H	UC Santa Barbara	55 65	
												276	A	Long Beach St.	52 60	
												277	N	Indiana St.	67 59	
												283	H	UC Riverside	62 67	
												293	A	LMU (CA)	56 54	
												294	A	California Baptist	56 64	
												304	A	UC Irvine	56 51	
												304	H	UC Irvine	70 62	
												313	H	Cal Poly	41 52	
LAST 10 Division I																
267	H	UC Santa Barbara	55 65	304	A	UC Irvine	56 51									
178	A	Hawaii	66 70	276	A	Long Beach St.	52 60									
283	H	UC Riverside	62 67	230	H	Cal St. Fullerton	63 57									
313	H	Cal Poly	41 52	304	H	UC Irvine	70 62									
161	A	UC Davis	39 61	178	H	Hawaii	58 54									

Non-Div I Games: Hope Int'l 77 54

CSUN

■ Loss,
 ■ Non-Conf,
 ■ S Site,
 ■ Home
 ■ Away
 N Neutral

Average RPI Win:	285	WON-LOST	WINNING	LAST 10	STRENGTH OF	OPP. STRENGTH	TEAM	ADJ.	CONF.	ADJ CONF.
Average RPI Loss:	193	RECORD	PCT. RANK	GAMES	SCHEDULE	OF SCHEDULE	RPI	RPI	RPI	RPI
DIV. I ONLY	5- 16	311	3-7	209	319	313	313	28	28	
DIV. I NON-CONF.	2- 8	295	0	138	281	302	302	26	26	
TOTALS	RPI 1-25	RPI 26-50	W-L RECORDS	RPI 51-100	RPI 101-150	RPI 150+				
5- 16	0- 0	0- 2	OVERALL	0- 1	0- 0	5- 13				
4- 7	0- 0	0- 1	HOME	0- 1	0- 0	4- 5				
1- 9	0- 0	0- 1	AWAY	0- 0	0- 0	1- 8				
0- 0	0- 0	0- 0	NEUTRAL	0- 0	0- 0	0- 0				
2- 8	0- 0	0- 2	NON-CONFERENCE	0- 1	0- 0	2- 5				
2- 3	0- 0	0- 1	HOME	0- 1	0- 0	2- 1				
0- 5	0- 0	0- 1	AWAY	0- 0	0- 0	0- 4				
0- 0	0- 0	0- 0	NEUTRAL	0- 0	0- 0	0- 0				
3- 8	0- 0	0- 0	CONFERENCE	0- 0	0- 0	3- 8				
2- 4	0- 0	0- 0	HOME	0- 0	0- 0	2- 4				
1- 4	0- 0	0- 0	AWAY	0- 0	0- 0	1- 4				
0- 0	0- 0	0- 0	NEUTRAL	0- 0	0- 0	0- 0				

RPI S	Opponent	Score	RPI S	Opponent	Score	RPI S	Opponent	Score	RPI S	Opponent	Score	Team's RPI: 313
26	H Old Dominion	55 61	27	A Arizona St.	41 66	77	H Fresno St.	52 79	154	A Saint Mary's (CA)	67 84	
									161	A UC Davis	58 71	
									161	H UC Davis	36 42	
									178	H Hawaii	46 59	
									190	A Pepperdine	53 63	
									230	A Cal St. Fullerton	64 65	
									230	H Cal St. Fullerton	60 67	
									241	A Nevada	40 71	
									253	A Denver	66 96	
									267	A UC Santa Barbara	50 52	
									269	H Lamar University	57 56	
									276	A Long Beach St.	69 72	
									276	H Long Beach St.	61 41	
									283	H UC Riverside	75 70	
									298	H Sacramento St.	62 43	
									299	A CSUN	52 41	
									304	H UC Irvine	57 68	
									308	H Seattle U	49 72	
LAST 10 Division I												
230	H Cal St. Fullerton	60 67	230	A Cal St. Fullerton	64 65							
161	A UC Davis	58 71	161	H UC Davis	36 42							
276	H Long Beach St.	61 41	283	H UC Riverside	75 70							
178	H Hawaii	46 59	304	H UC Irvine	57 68							
299	A CSUN	52 41	267	A UC Santa Barbara	50 52							

Non-Div I Games: Holy Names 100 35

Cal Poly

■ Loss,
 ■ Non-Conf,
 ■ S Site,
 ■ H Home
 ■ A Away
 N Neutral

Average RPI Win:	266	WON-LOST	WINNING	LAST 10	STRENGTH OF	OPP. STRENGTH	TEAM	ADJ.	CONF.	ADJ CONF.
Average RPI Loss:	224	RECORD	PCT. RANK	GAMES	SCHEDULE	OF SCHEDULE	RPI	RPI	RPI	RPI
DIV. I ONLY	13- 10	130	5-5	335	285	230	230	28	28	
DIV. I NON-CONF.	8- 5	117	0	295	295	187	187	26	26	
TOTALS	RPI 1-25	RPI 26-50	W-L RECORDS	RPI 51-100	RPI 101-150	RPI 150+				
13- 10	0- 0	0- 0	OVERALL	0- 0	1- 0	12- 10				
7- 4	0- 0	0- 0	HOME	0- 0	0- 0	7- 4				
6- 6	0- 0	0- 0	AWAY	0- 0	1- 0	5- 6				
0- 0	0- 0	0- 0	NEUTRAL	0- 0	0- 0	0- 0				
8- 5	0- 0	0- 0	NON-CONFERENCE	0- 0	1- 0	7- 5				
4- 2	0- 0	0- 0	HOME	0- 0	0- 0	4- 2				
4- 3	0- 0	0- 0	AWAY	0- 0	1- 0	3- 3				
0- 0	0- 0	0- 0	NEUTRAL	0- 0	0- 0	0- 0				
5- 5	0- 0	0- 0	CONFERENCE	0- 0	0- 0	5- 5				
3- 2	0- 0	0- 0	HOME	0- 0	0- 0	3- 2				
2- 3	0- 0	0- 0	AWAY	0- 0	0- 0	2- 3				
0- 0	0- 0	0- 0	NEUTRAL	0- 0	0- 0	0- 0				

RPI 1-25			RPI 26-50			RPI 51-100			RPI 101+ Team's RPI: 230		
RPI	S	Opponent	Score	RPI	S	Opponent	Score	RPI	S	Opponent	Score
								109	A	San Diego	72 67
								161	H	UC Davis	61 72
								174	H	Montana	69 71
								178	A	Hawaii	72 79
								189	A	Southern Utah	63 79
								191	H	Delaware	55 72
								205	A	UNLV	64 58
								222	A	Grand Canyon	80 70
								235	A	San Francisco	63 71
								242	A	San Diego St.	45 55
								267	A	UC Santa Barbara	70 68
								267	H	UC Santa Barbara	66 75
								276	H	Long Beach St.	69 65
								283	H	UC Riverside	71 61
								287	H	Utah St.	83 62
								288	H	Air Force	79 70
								293	A	LMU (CA)	79 74
								294	H	California Baptist	97 93
								299	A	CSUN	57 63
								304	A	UC Irvine	75 82
								308	H	Seattle U	81 63
								313	A	Cal Poly	67 60
								313	H	Cal Poly	65 64
LAST 10 Division I											
								313	A	Cal Poly	67 60
								304	A	UC Irvine	75 82
								283	H	UC Riverside	71 61
								161	H	UC Davis	61 72
								313	H	Cal Poly	65 64
								267	H	UC Santa Barbara	66 75
								178	A	Hawaii	72 79
								299	A	CSUN	57 63
								276	H	Long Beach St.	69 65
								267	A	UC Santa Barbara	70 68

Non-Div I Games:

Cal St. Fullerton

■ Loss,
■ Non-Conf,
■ S Site,
■ Home
■ A Away
N Neutral

California

Through Games Of Feb. 19, 2020

Average RPI Win:	195	WON-LOST	WINNING	LAST 10	STRENGTH OF	OPP. STRENGTH	TEAM	ADJ.	CONF.	ADJ CONF.
Average RPI Loss:	56	RECORD	PCT. RANK	GAMES	SCHEDULE	OF SCHEDULE	RPI	RPI	RPI	RPI
DIV. I ONLY	10- 15	241	2-8	34	44	132	132	1	1	
DIV. I NON-CONF.	8- 3	68	0	61	207	54	54	1	1	
TOTALS	RPI 1-25	RPI 26-50	W-L RECORDS	RPI 51-100	RPI 101-150	RPI 150+				
10- 15	0- 7	1- 0	OVERALL	0- 6	3- 2	6- 0				
7- 8	0- 3	1- 0	HOME	0- 3	1- 2	5- 0				
3- 7	0- 4	0- 0	AWAY	0- 3	2- 0	1- 0				
0- 0	0- 0	0- 0	NEUTRAL	0- 0	0- 0	0- 0				
8- 3	0- 2	1- 0	NON-CONFERENCE	0- 1	1- 0	6- 0				
7- 1	0- 1	1- 0	HOME	0- 0	1- 0	5- 0				
1- 2	0- 1	0- 0	AWAY	0- 1	0- 0	1- 0				
0- 0	0- 0	0- 0	NEUTRAL	0- 0	0- 0	0- 0				
2- 12	0- 5	0- 0	CONFERENCE	0- 5	2- 2	0- 0				
0- 7	0- 2	0- 0	HOME	0- 3	0- 2	0- 0				
2- 5	0- 3	0- 0	AWAY	0- 2	2- 0	0- 0				
0- 0	0- 0	0- 0	NEUTRAL	0- 0	0- 0	0- 0				

RPI S	Opponent	Score	RPI S	Opponent	Score	RPI S	Opponent	Score	RPI S	Opponent	Score	Team's RPI: 132
1	A Oregon	55 105	39	H Arkansas	84 80	75	H Southern California	67 75	112	A Utah	88 74	
7	A UConn	61 72				78	A Colorado	57 64	112	H Utah	62 71	
8	H UCLA	70 74				78	H Colorado	50 62	128	H Boston U.	73 62	
9	A Stanford	40 73				97	A Washington St.	66 92	134	A Washington	81 74	
9	H Stanford	65 79				97	H Washington St.	75 96	134	H Washington	64 67	
15	A Oregon St.	44 81				100	A Harvard	53 56	203	H Santa Clara	69 65	
23	H Kentucky	61 63							222	H Grand Canyon	72 53	
									242	A San Diego St.	74 48	
									276	H Long Beach St.	68 45	
									283	H UC Riverside	84 61	
									312	H N.C. Central	90 69	
LAST 10 Division I												
112	A Utah	88 74	97	A Washington St.	66 92							
78	A Colorado	57 64	78	H Colorado	50 62							
8	H UCLA	70 74	112	H Utah	62 71							
75	H Southern California	67 75	1	A Oregon	55 105							
134	A Washington	81 74	15	A Oregon St.	44 81							

Non-Div I Games:

California

Loss, Non-Conf, S Site, H Home A Away N Neutral

California Sports				Through Games Of Feb. 19, 1919						
Average RPI Win:	261	WON-LOST	WINNING	LAST 10	STRENGTH OF	OPP. STRENGTH	TEAM	ADJ.	CONF.	ADJ CONF.
Average RPI Loss:	232	RECORD	PCT. RANK	GAMES	SCHEDULE	OF SCHEDULE	RPI	RPI	RPI	RPI
DIV. I ONLY	9- 14	243	3-7	271	345	294	294	31	31	
DIV. I NON-CONF.	6- 6	164	0	226	323	232	232	32	32	
TOTALS	RPI 1-25	RPI 26-50	W-L RECORDS	RPI 51-100	RPI 101-150	RPI 150+				
9- 14	0- 1	0- 0	OVERALL	0- 0	0- 0	9- 13				
6- 5	0- 0	0- 0	HOME	0- 0	0- 0	6- 5				
3- 6	0- 0	0- 0	AWAY	0- 0	0- 0	3- 6				
0- 3	0- 1	0- 0	NEUTRAL	0- 0	0- 0	0- 2				
6- 6	0- 1	0- 0	NON-CONFERENCE	0- 0	0- 0	6- 5				
5- 1	0- 0	0- 0	HOME	0- 0	0- 0	5- 1				
1- 2	0- 0	0- 0	AWAY	0- 0	0- 0	1- 2				
0- 3	0- 1	0- 0	NEUTRAL	0- 0	0- 0	0- 2				
3- 8	0- 0	0- 0	CONFERENCE	0- 0	0- 0	3- 8				
1- 4	0- 0	0- 0	HOME	0- 0	0- 0	1- 4				
2- 4	0- 0	0- 0	AWAY	0- 0	0- 0	2- 4				
0- 0	0- 0	0- 0	NEUTRAL	0- 0	0- 0	0- 0				

[illegible]

Non-Div I Games:	Ottawa (AZ)	103	75	Westcliff	108	43	LIFE Pacific	93	48
------------------	-------------	-----	----	-----------	-----	----	--------------	----	----

California Baptist

■ Loss, ■ Non-Conf, S Site, H Home A Away N Neutral

Average RPI Win:	250	WON-LOST	WINNING	LAST 10	STRENGTH OF	OPP. STRENGTH	TEAM	ADJ.	CONF.	ADJ CONF.
Average RPI Loss:	202	RECORD	PCT. RANK	GAMES	SCHEDULE	OF SCHEDULE	RPI	RPI	RPI	RPI
DIV. I ONLY	16- 6	51	9-1	276	330	116	116	25	25	
DIV. I NON-CONF.	3- 4	201	0	279	306	223	223	28	28	
TOTALS	RPI 1-25	RPI 26-50	W-L RECORDS	RPI 51-100	RPI 101-150	RPI 150+				
16- 6	0- 0	0- 1	OVERALL	0- 0	2- 1	14- 4				
8- 1	0- 0	0- 0	HOME	0- 0	1- 0	7- 1				
8- 5	0- 0	0- 1	AWAY	0- 0	1- 1	7- 3				
0- 0	0- 0	0- 0	NEUTRAL	0- 0	0- 0	0- 0				
3- 4	0- 0	0- 1	NON-CONFERENCE	0- 0	1- 1	2- 2				
2- 0	0- 0	0- 0	HOME	0- 0	1- 0	1- 0				
1- 4	0- 0	0- 1	AWAY	0- 0	0- 1	1- 2				
0- 0	0- 0	0- 0	NEUTRAL	0- 0	0- 0	0- 0				
13- 2	0- 0	0- 0	CONFERENCE	0- 0	1- 0	12- 2				
6- 1	0- 0	0- 0	HOME	0- 0	0- 0	6- 1				
7- 1	0- 0	0- 0	AWAY	0- 0	1- 0	6- 1				
0- 0	0- 0	0- 0	NEUTRAL	0- 0	0- 0	0- 0				

RPI 1-25			RPI 26-50			RPI 51-100			RPI 101+ Team's RPI: 116		
RPI	S	Opponent	Score	RPI	S	Opponent	Score	RPI	S	Opponent	Score
				26	A	Old Dominion	44 59				
								121	A	Wake Forest	46 74
								141	A	Hampton	68 31
								148	H	UNC Greensboro	72 64
								188	A	Radford	43 32
								188	H	Radford	42 48
								206	H	Gardner-Webb	48 44
								207	A	High Point	68 66
								207	H	High Point	73 36
								213	H	Kennesaw St.	63 51
								245	A	UNC Asheville	52 60
								245	H	UNC Asheville	59 52
								262	A	Winthrop	61 58
								262	H	Winthrop	63 47
								271	A	Longwood	70 55
								307	A	Presbyterian	53 47
								312	A	N.C. Central	64 67
								320	A	Hofstra	55 58
								330	A	USC Upstate	80 72
								330	H	USC Upstate	50 38
								336	A	Western Caro.	61 40
								344	H	Charleston So.	61 36
LAST 10 Division I											
262	A	Winthrop	61 58	188	A	Radford	43 32				
188	H	Radford	42 48	344	H	Charleston So.	61 36				
207	A	High Point	68 66	307	A	Presbyterian	53 47				
245	H	UNC Asheville	59 52	262	H	Winthrop	63 47				
330	A	USC Upstate	80 72	141	A	Hampton	68 31				

Non-Div I Games: St. Andrews 122 56 Bluefield Col. 65 41

Campbell

Loss, Non-Conf, S Site, H Home A Away N Neutral

Average RPI Win:	273	WON-LOST	WINNING	LAST 10	STRENGTH OF	OPP. STRENGTH	TEAM	ADJ.	CONF.	ADJ CONF.
Average RPI Loss:	213	RECORD	PCT. RANK	GAMES	SCHEDULE	OF SCHEDULE	RPI	RPI	RPI	RPI
DIV. I ONLY	3- 20	331	1-9	288	298	340	340	24	24	
DIV. I NON-CONF.	1- 8	322	0	311	278	343	343	25	25	
TOTALS	RPI 1-25	RPI 26-50	W-L RECORDS	RPI 51-100	RPI 101-150	RPI 150+				
3- 20	0- 0	0- 0	OVERALL	0- 4	0- 1	3- 15				
2- 7	0- 0	0- 0	HOME	0- 3	0- 0	2- 4				
1- 12	0- 0	0- 0	AWAY	0- 1	0- 1	1- 10				
0- 1	0- 0	0- 0	NEUTRAL	0- 0	0- 0	0- 1				
1- 8	0- 0	0- 0	NON-CONFERENCE	0- 1	0- 1	1- 6				
1- 2	0- 0	0- 0	HOME	0- 1	0- 0	1- 1				
0- 5	0- 0	0- 0	AWAY	0- 0	0- 1	0- 4				
0- 1	0- 0	0- 0	NEUTRAL	0- 0	0- 0	0- 1				
2- 12	0- 0	0- 0	CONFERENCE	0- 3	0- 0	2- 9				
1- 5	0- 0	0- 0	HOME	0- 2	0- 0	1- 3				
1- 7	0- 0	0- 0	AWAY	0- 1	0- 0	1- 6				
0- 0	0- 0	0- 0	NEUTRAL	0- 0	0- 0	0- 0				

RPI S	Opponent	Score	RPI S	Opponent	Score	RPI S	Opponent	Score	RPI S	Opponent	Score	Team's RPI: 340
						64	A Marist	72 86	142	A Buffalo	55 71	
						64	H Marist	59 90	158	A Toledo	65 83	
						95	H Colgate	69 90	184	A Quinnipiac	71 74	
						98	H Rider	57 70	212	A Stetson	52 68	
									223	A Manhattan	50 68	
									229	H Iona	57 60	
									231	A Youngstown St.	59 87	
									238	N Appalachian St.	57 74	
									246	A Fairfield	70 72	
									246	H Fairfield	70 63	
									265	A Niagara	62 81	
									275	A Siena	43 72	
									275	H Siena	63 68	
									279	A Monmouth	71 62	
									291	A Vermont	53 76	
									295	H St. Bonaventure	84 82	
									318	H Albany (NY)	53 70	
									326	A Saint Peter's	58 67	
									326	H Saint Peter's	68 86	
LAST 10 Division I												
			326	A Saint Peter's	58 67	265	A Niagara	62 81				
			64	A Marist	72 86	326	H Saint Peter's	68 86				
			246	H Fairfield	70 63	98	H Rider	57 70				
			229	H Iona	57 60	184	A Quinnipiac	71 74				
			275	A Siena	43 72	246	A Fairfield	70 72				

Non-Div I Games:

Canisius

■ Loss,
 ■ Non-Conf,
 ■ S Site,
 ■ H Home
 ■ A Away
 N Neutral

Central Ark.

Through Games Of Feb. 19, 2020

Average RPI Win:	289	WON-LOST	WINNING	LAST 10	STRENGTH OF	OPP. STRENGTH	TEAM	ADJ.	CONF.	ADJ CONF.
Average RPI Loss:	131	RECORD	PCT. RANK	GAMES	SCHEDULE	OF SCHEDULE	RPI	RPI	RPI	RPI
DIV. I ONLY	8- 14	254	4-6	168	275	225	225	23	23	
DIV. I NON-CONF.	1- 5	313	0	47	112	227	227	24	24	
TOTALS	RPI 1-25	RPI 26-50	W-L RECORDS	RPI 51-100	RPI 101-150	RPI 150+				
8- 14	0- 1	0- 0	OVERALL	0- 4	1- 5	7- 4				
4- 4	0- 0	0- 0	HOME	0- 1	1- 3	3- 0				
4- 10	0- 1	0- 0	AWAY	0- 3	0- 2	4- 4				
0- 0	0- 0	0- 0	NEUTRAL	0- 0	0- 0	0- 0				
1- 5	0- 1	0- 0	NON-CONFERENCE	0- 1	1- 0	0- 3				
1- 0	0- 0	0- 0	HOME	0- 0	1- 0	0- 0				
0- 5	0- 1	0- 0	AWAY	0- 1	0- 0	0- 3				
0- 0	0- 0	0- 0	NEUTRAL	0- 0	0- 0	0- 0				
7- 9	0- 0	0- 0	CONFERENCE	0- 3	0- 5	7- 1				
3- 4	0- 0	0- 0	HOME	0- 1	0- 3	3- 0				
4- 5	0- 0	0- 0	AWAY	0- 2	0- 2	4- 1				
0- 0	0- 0	0- 0	NEUTRAL	0- 0	0- 0	0- 0				

RPI 1-25				RPI 26-50				RPI 51-100				RPI 101+ Team's RPI: 225			
RPI	S	Opponent	Score	RPI	S	Opponent	Score	RPI	S	Opponent	Score	RPI	S	Opponent	Score
14	A	Texas A&M	46 76					54	A	Tennessee	36 63	124	H	Abilene Christian	64 74
								85	A	SFA	41 102	144	A	Sam Houston St.	58 73
								85	H	SFA	37 58	144	H	Sam Houston St.	54 72
								96	A	A&M-Corpus Christi	47 67	145	H	Jackson St.	57 54
												150	A	New Orleans	73 85
												150	H	New Orleans	37 49
												157	A	Tulane	38 65
												183	A	Northern Ky.	56 72
												214	A	Little Rock	48 63
												233	A	Southeastern La.	42 63
												269	H	Lamar University	53 29
												278	A	Nicholls St.	53 46
												280	A	Incarinate Word	47 37
												316	H	Houston Baptist	63 39
												338	A	Northwestern St.	51 44
												343	A	McNeese	70 57
												343	H	McNeese	70 49
LAST 10 Division I															
85	H	SFA	37 58	338	A	Northwestern St.	51 44								
144	A	Sam Houston St.	58 73	233	A	Southeastern La.	42 63								
150	A	New Orleans	73 85	124	H	Abilene Christian	64 74								
343	H	McNeese	70 49	278	A	Nicholls St.	53 46								
269	H	Lamar University	53 29	85	A	SFA	41 102								

Non-Div I Games: Hendrix 104 28 Central Baptist 66 43 Crowley's Ridge 82 26

Central Ark.

Loss, Non-Conf, S Site, H Home A Away N Neutral

Average RPI Win:	317	WON-LOST	WINNING	LAST 10	STRENGTH OF	OPP. STRENGTH	TEAM	ADJ.	CONF.	ADJ CONF.
Average RPI Loss:	230	RECORD	PCT. RANK	GAMES	SCHEDULE	OF SCHEDULE	RPI	RPI	RPI	RPI
DIV. I ONLY	2- 23	347	1-9	327	337	348	348	30	30	
DIV. I NON-CONF.	1- 10	329	0	301	283	335	335	30	30	
TOTALS	RPI 1-25	RPI 26-50	W-L RECORDS	RPI 51-100	RPI 101-150	RPI 150+				
2- 23	0- 0	0- 1	OVERALL	0- 0	0- 5	2- 17				
1- 9	0- 0	0- 0	HOME	0- 0	0- 1	1- 8				
1- 14	0- 0	0- 1	AWAY	0- 0	0- 4	1- 9				
0- 0	0- 0	0- 0	NEUTRAL	0- 0	0- 0	0- 0				
1- 10	0- 0	0- 1	NON-CONFERENCE	0- 0	0- 3	1- 6				
0- 3	0- 0	0- 0	HOME	0- 0	0- 0	0- 3				
1- 7	0- 0	0- 1	AWAY	0- 0	0- 3	1- 3				
0- 0	0- 0	0- 0	NEUTRAL	0- 0	0- 0	0- 0				
1- 13	0- 0	0- 0	CONFERENCE	0- 0	0- 2	1- 11				
1- 6	0- 0	0- 0	HOME	0- 0	0- 1	1- 5				
0- 7	0- 0	0- 0	AWAY	0- 0	0- 1	0- 6				
0- 0	0- 0	0- 0	NEUTRAL	0- 0	0- 0	0- 0				

RPI S	Opponent	Score	RPI S	Opponent	Score	RPI S	Opponent	Score	RPI S	Opponent	Score	Team's RPI: 348
29	A FGCU	60 94							114	A Duquesne	33 72	
									129	A Robert Morris	42 80	
									129	H Robert Morris	56 86	
									135	A Lehigh	51 70	
									142	A Buffalo	56 61	
									168	A Mt. St. Mary's	64 72	
									187	H Merrimack	56 65	
									193	A Fla. Atlantic	54 72	
									218	H Brown	73 83	
									232	H UMass Lowell	54 56	
									254	A Saint Francis (PA)	68 72	
									254	H Saint Francis (PA)	52 64	
									264	A New Hampshire	59 70	
									286	H Wagner	66 63	
									290	A Pittsburgh	73 81	
									310	A Sacred Heart	58 66	
									310	H Sacred Heart	52 54	
									315	A Bryant	47 59	
									315	H Bryant	51 62	
									318	H Albany (NY)	63 73	
									319	A Fairleigh Dickinson	47 66	
									319	H Fairleigh Dickinson	55 63	
									337	A LIU Brooklyn	61 63	
									347	A Hartford	61 54	
LAST 10 Division I												
319	H Fairleigh Dickinson	55 63	310	H Sacred Heart	52 54							
315	H Bryant	51 62	286	H Wagner	66 63							
315	A Bryant	47 59	319	A Fairleigh Dickinson	47 66							
254	A Saint Francis (PA)	68 72	168	A Mt. St. Mary's	64 72							
129	A Robert Morris	42 80	337	A LIU Brooklyn	61 63							

Non-Div I Games:

Central Conn. St.

■ Loss,
 ■ Non-Conf, S Site,
 ■ Home
 ■ Away
 N Neutral

Central Mich.

Through Games Of Feb. 19, 2020

Average RPI Win:	140	WON-LOST	WINNING	LAST 10	STRENGTH OF	OPP. STRENGTH	TEAM	ADJ.	CONF.	ADJ CONF.
Average RPI Loss:	54	RECORD	PCT. RANK	GAMES	SCHEDULE	OF SCHEDULE	RPI	RPI	RPI	RPI
DIV. I ONLY	20- 4	22	10-0	35	104	18	18	10	10	
DIV. I NON-CONF.	7- 4	100	0	9	81	22	22	10	10	
TOTALS	RPI 1-25	RPI 26-50	W-L RECORDS	RPI 51-100	RPI 101-150	RPI 150+				
20- 4	0- 1	3- 2	OVERALL	3- 0	4- 1	10- 0				
11- 1	0- 0	2- 0	HOME	2- 0	2- 1	5- 0				
9- 3	0- 1	1- 2	AWAY	1- 0	2- 0	5- 0				
0- 0	0- 0	0- 0	NEUTRAL	0- 0	0- 0	0- 0				
7- 4	0- 1	1- 2	NON-CONFERENCE	2- 0	2- 1	2- 0				
4- 1	0- 0	1- 0	HOME	1- 0	1- 1	1- 0				
3- 3	0- 1	0- 2	AWAY	1- 0	1- 0	1- 0				
0- 0	0- 0	0- 0	NEUTRAL	0- 0	0- 0	0- 0				
13- 0	0- 0	2- 0	CONFERENCE	1- 0	2- 0	8- 0				
7- 0	0- 0	1- 0	HOME	1- 0	1- 0	4- 0				
6- 0	0- 0	1- 0	AWAY	0- 0	1- 0	4- 0				
0- 0	0- 0	0- 0	NEUTRAL	0- 0	0- 0	0- 0				

RPI 1-25				RPI 26-50				RPI 51-100				RPI 101+			
RPI	S	Opponent	Score	RPI	S	Opponent	Score	RPI	S	Opponent	Score	RPI	S	Opponent	Score
6	A	Louisville	63 76	32	A	Western Ky.	58 93	61	H	Ball St.	66 39	102	H	Kent St.	71 58
				41	A	UCF	58 64	64	H	Marist	77 54	111	A	Bethune-Cookman	92 67
				45	A	Ohio	73 71	87	A	South Dakota St.	79 74	125	H	Northeastern	79 63
				45	H	Ohio	92 90					138	H	Green Bay	105 111
				50	H	Dayton	81 80					142	A	Buffalo	98 93
												152	A	Western Mich.	80 70
												158	H	Toledo	73 66
												160	A	Akron	77 72
												173	A	Eastern Mich.	89 82
												176	H	Northern Ill.	66 60
												186	A	Miami (OH)	99 87
												186	H	Miami (OH)	76 70
												229	H	Iona	70 50
												257	H	Bowling Green	82 75
												289	A	Oakland	65 47
LAST 10 Division I															
				102	H	Kent St.	71 58	142	A	Buffalo	98 93				
				257	H	Bowling Green	82 75	158	H	Toledo	73 66				
				186	A	Miami (OH)	99 87	173	A	Eastern Mich.	89 82				
				176	H	Northern Ill.	66 60	152	A	Western Mich.	80 70				
				45	H	Ohio	92 90	61	H	Ball St.	66 39				

Non-Div I Games:

Central Mich.

■ Loss,
 ■ Non-Conf, S Site,
 ■ Home
 ■ Away
 N Neutral

Charleston So.

Through Games Of Feb. 19, 2020

Average RPI Win:	245	WON-LOST	WINNING	LAST 10	STRENGTH OF	OPP. STRENGTH	TEAM	ADJ.	CONF.	ADJ CONF.
Average RPI Loss:	224	RECORD	PCT. RANK	GAMES	SCHEDULE	OF SCHEDULE	RPI	RPI	RPI	RPI
DIV. I ONLY	2- 21	343	1-9	276	343	344	344	25	25	
DIV. I NON-CONF.	0- 7	338	0	240	332	341	341	28	28	
TOTALS	RPI 1-25	RPI 26-50	W-L RECORDS	RPI 51-100	RPI 101-150	RPI 150+				
2- 21	0- 1	0- 0	OVERALL	0- 0	0- 4	2- 16				
1- 11	0- 0	0- 0	HOME	0- 0	0- 2	1- 9				
1- 10	0- 1	0- 0	AWAY	0- 0	0- 2	1- 7				
0- 0	0- 0	0- 0	NEUTRAL	0- 0	0- 0	0- 0				
0- 7	0- 1	0- 0	NON-CONFERENCE	0- 0	0- 2	0- 4				
0- 4	0- 0	0- 0	HOME	0- 0	0- 1	0- 3				
0- 3	0- 1	0- 0	AWAY	0- 0	0- 1	0- 1				
0- 0	0- 0	0- 0	NEUTRAL	0- 0	0- 0	0- 0				
2- 14	0- 0	0- 0	CONFERENCE	0- 0	0- 2	2- 12				
1- 7	0- 0	0- 0	HOME	0- 0	0- 1	1- 6				
1- 7	0- 0	0- 0	AWAY	0- 0	0- 1	1- 6				
0- 0	0- 0	0- 0	NEUTRAL	0- 0	0- 0	0- 0				

RPI 1-25				RPI 26-50				RPI 51-100				RPI 101+ Team's RPI: 344			
RPI	S	Opponent	Score	RPI	S	Opponent	Score	RPI	S	Opponent	Score	RPI	S	Opponent	Score
25	A	Florida St.	36 88									104	A	North Carolina	54 85
												111	H	Bethune-Cookman	41 81
												116	A	Campbell	36 61
												141	H	Hampton	59 64
												188	A	Radford	35 72
												188	H	Radford	40 64
												206	A	Gardner-Webb	45 67
												206	H	Gardner-Webb	52 79
												207	H	High Point	70 84
												210	H	North Dakota	57 73
												245	A	UNC Asheville	60 48
												245	H	UNC Asheville	56 54
												252	H	Col. of Charleston	70 79
												262	A	Winthrop	46 56
												262	H	Winthrop	53 58
												271	A	Longwood	64 84
												307	A	Presbyterian	53 76
												307	H	Presbyterian	46 67
												330	A	USC Upstate	53 70
												330	H	USC Upstate	64 71
												336	A	Western Caro.	64 69
												349	H	South Carolina St.	75 81
LAST 10 Division I															
245	H	UNC Asheville	56 54	206	A	Gardner-Webb	45 67								
307	A	Presbyterian	53 76	307	H	Presbyterian	46 67								
330	H	USC Upstate	64 71	262	H	Winthrop	53 58								
188	H	Radford	40 64	116	A	Campbell	36 61								
262	A	Winthrop	46 56	141	H	Hampton	59 64								

Non-Div I Games: Columbia (SC) 76 59 Virginia-Lynchburg 92 55

Charleston So.

Loss, Non-Conf, S Site, H Home A Away N Neutral

Average RPI Win:	195	WON-LOST	WINNING	LAST 10	STRENGTH OF	OPP. STRENGTH	TEAM	ADJ.	CONF.	ADJ CONF.
Average RPI Loss:	91	RECORD	PCT. RANK	GAMES	SCHEDULE	OF SCHEDULE	RPI	RPI	RPI	RPI
DIV. I ONLY	17- 7	56	7-3	144	110	66	66	13	13	
DIV. I NON-CONF.	9- 2	37	0	168	53	53	53	15	15	
TOTALS	RPI 1-25	RPI 26-50	W-L RECORDS	RPI 51-100	RPI 101-150	RPI 150+				
17- 7	0- 1	0- 2	OVERALL	2- 2	4- 0	11- 2				
9- 2	0- 0	0- 1	HOME	1- 1	1- 0	7- 0				
6- 5	0- 1	0- 1	AWAY	0- 1	3- 0	3- 2				
2- 0	0- 0	0- 0	NEUTRAL	1- 0	0- 0	1- 0				
9- 2	0- 1	0- 0	NON-CONFERENCE	1- 1	3- 0	5- 0				
4- 1	0- 0	0- 0	HOME	0- 1	1- 0	3- 0				
3- 1	0- 1	0- 0	AWAY	0- 0	2- 0	1- 0				
2- 0	0- 0	0- 0	NEUTRAL	1- 0	0- 0	1- 0				
8- 5	0- 0	0- 2	CONFERENCE	1- 1	1- 0	6- 2				
5- 1	0- 0	0- 1	HOME	1- 0	0- 0	4- 0				
3- 4	0- 0	0- 1	AWAY	0- 1	1- 0	2- 2				
0- 0	0- 0	0- 0	NEUTRAL	0- 0	0- 0	0- 0				

RPI 1-25				RPI 26-50				RPI 51-100 Team's RPI: 66				RPI 101+			
RPI	S	Opponent	Score	RPI	S	Opponent	Score	RPI	S	Opponent	Score	RPI	S	Opponent	Score
23	A	Kentucky	39 86	26	A	Old Dominion	51 54	51	A	Middle Tenn.	59 83	119	H	Richmond	78 59
				32	H	Western Ky.	56 60	68	N	Boston College	84 68	121	A	Wake Forest	77 65
								82	H	Rice	62 51	126	A	UAB	83 75
								94	H	Fordham	51 76	131	A	Davidson	75 64
												157	N	Tulane	60 56
												191	H	Delaware	61 57
												193	A	Fla. Atlantic	44 65
												206	H	Gardner-Webb	74 49
												208	H	Southern Miss.	63 59
												219	A	UTEP	76 82
												234	H	Marshall	52 46
												244	H	Louisiana Tech	55 37
												250	H	North Texas	72 59
												251	A	East Carolina	59 47
												297	A	FIU	64 50
												303	A	UTSA	67 47
												323	H	UMES	64 44
LAST 10 Division I															
				82	H	Rice	62 51	244	H	Louisiana Tech	55 37				
				250	H	North Texas	72 59	297	A	FIU	64 50				
				303	A	UTSA	67 47	193	A	Fla. Atlantic	44 65				
				219	A	UTEP	76 82	32	H	Western Ky.	56 60				
				208	H	Southern Miss.	63 59	234	H	Marshall	52 46				

Non-Div I Games:

Charlotte

■ Loss,
 ■ Non-Conf, S Site,
 ■ Home
 ■ Away
 N Neutral

Chattanooga

Through Games Of Feb. 19, 2020

Average RPI Win:	233	WON-LOST	WINNING	LAST 10	STRENGTH OF	OPP. STRENGTH	TEAM	ADJ.	CONF.	ADJ CONF.
Average RPI Loss:	131	RECORD	PCT. RANK	GAMES	SCHEDULE	OF SCHEDULE	RPI	RPI	RPI	RPI
DIV. I ONLY	8- 17	279	6-4	74	208	196	196	27	27	
DIV. I NON-CONF.	1- 13	337	0	11	75	207	207	22	22	
TOTALS	RPI 1-25	RPI 26-50	W-L RECORDS	RPI 51-100	RPI 101-150	RPI 150+				
8- 17	0- 2	0- 3	OVERALL	0- 4	2- 2	6- 6				
3- 7	0- 0	0- 3	HOME	0- 0	1- 1	2- 3				
5- 10	0- 2	0- 0	AWAY	0- 4	1- 1	4- 3				
0- 0	0- 0	0- 0	NEUTRAL	0- 0	0- 0	0- 0				
1- 13	0- 2	0- 3	NON-CONFERENCE	0- 4	1- 1	0- 3				
0- 6	0- 0	0- 3	HOME	0- 0	0- 1	0- 2				
1- 7	0- 2	0- 0	AWAY	0- 4	1- 0	0- 1				
0- 0	0- 0	0- 0	NEUTRAL	0- 0	0- 0	0- 0				
7- 4	0- 0	0- 0	CONFERENCE	0- 0	1- 1	6- 3				
3- 1	0- 0	0- 0	HOME	0- 0	1- 0	2- 1				
4- 3	0- 0	0- 0	AWAY	0- 0	0- 1	4- 2				
0- 0	0- 0	0- 0	NEUTRAL	0- 0	0- 0	0- 0				

RPI 1-25				RPI 26-50				RPI 51-100				RPI 101+ Team's RPI: 196			
RPI	S	Opponent	Score	RPI	S	Opponent	Score	RPI	S	Opponent	Score	RPI	S	Opponent	Score
6	A	Louisville	37 86	37	H	Purdue	34 66	60	A	Belmont	50 63	106	A	Liberty	71 54
21	A	NC State	38 74	45	H	Ohio	58 70	62	A	UT Martin	51 78	141	H	Hampton	55 84
				48	H	Troy	51 90	76	A	Cincinnati	53 72	148	A	UNC Greensboro	41 49
								87	A	South Dakota St.	56 71	148	H	UNC Greensboro	74 59
												167	A	Samford	46 60
												177	H	Austin Peay	49 50
												211	A	Furman	69 63
												211	H	Furman	60 52
												220	H	Northern Colo.	42 59
												266	A	Eastern Ky.	65 71
												282	A	Wofford	51 49
												282	H	Wofford	80 76
												285	A	ETSU	91 82
												322	A	Mercer	48 55
												336	A	Western Caro.	59 52
												336	H	Western Caro.	53 61
LAST 10 Division I															
282	A	Wofford	51 49	322	A	Mercer	48 55								
211	A	Furman	69 63	167	A	Samford	46 60								
336	H	Western Caro.	53 61	211	H	Furman	60 52								
148	H	UNC Greensboro	74 59	282	H	Wofford	80 76								
285	A	ETSU	91 82	148	A	UNC Greensboro	41 49								

Non-Div I Games:

Chattanooga

Loss, Non-Conf, S Site, H Home A Away N Neutral

Average RPI Win:	227	WON-LOST	WINNING	LAST 10	STRENGTH OF	OPP. STRENGTH	TEAM	ADJ.	CONF.	ADJ CONF.
Average RPI Loss:	234	RECORD	PCT. RANK	GAMES	SCHEDULE	OF SCHEDULE	RPI	RPI	RPI	RPI
DIV. I ONLY	1- 24	350	1-9	305	328	346	346	31	31	
DIV. I NON-CONF.	0- 13	338	0	264	273	344	344	32	32	
TOTALS	RPI 1-25	RPI 26-50	W-L RECORDS	RPI 51-100	RPI 101-150	RPI 150+				
1- 24	0- 1	0- 0	OVERALL	0- 0	0- 3	1- 20				
0- 11	0- 1	0- 0	HOME	0- 0	0- 2	0- 8				
1- 12	0- 0	0- 0	AWAY	0- 0	0- 1	1- 11				
0- 1	0- 0	0- 0	NEUTRAL	0- 0	0- 0	0- 1				
0- 13	0- 1	0- 0	NON-CONFERENCE	0- 0	0- 3	0- 9				
0- 6	0- 1	0- 0	HOME	0- 0	0- 2	0- 3				
0- 6	0- 0	0- 0	AWAY	0- 0	0- 1	0- 5				
0- 1	0- 0	0- 0	NEUTRAL	0- 0	0- 0	0- 1				
1- 11	0- 0	0- 0	CONFERENCE	0- 0	0- 0	1- 11				
0- 5	0- 0	0- 0	HOME	0- 0	0- 0	0- 5				
1- 6	0- 0	0- 0	AWAY	0- 0	0- 0	1- 6				
0- 0	0- 0	0- 0	NEUTRAL	0- 0	0- 0	0- 0				

RPI	S	Opponent	Score	RPI	S	Opponent	Score	RPI	S	Opponent	Score	RPI	S	Opponent	Score	Team's RPI: 346
24	H	Arizona	50 82									108	A	UT Arlington	53 84	
												130	H	Loyola Chicago	53 98	
												138	H	Green Bay	46 102	
												152	A	Western Mich.	69 90	
												153	A	Valparaiso	49 95	
												179	A	Illinois	66 96	
												195	H	Western Ill.	78 88	
												217	A	UMKC	57 73	
												222	A	Grand Canyon	49 69	
												222	H	Grand Canyon	57 68	
												227	A	CSU Bakersfield	60 58	
												227	H	CSU Bakersfield	51 58	
												241	A	Nevada	60 80	
												267	N	UC Santa Barbara	65 96	
												289	H	Oakland	70 98	
												294	H	California Baptist	65 80	
												308	A	Seattle U	51 80	
												314	A	UTRGV	68 77	
												314	H	UTRGV	67 87	
												317	A	New Mexico St.	56 80	
												317	H	New Mexico St.	60 73	
												324	A	Utah Valley	58 89	
												325	A	Evansville	42 76	
												341	H	UIC	61 73	
LAST 10 Division I																
												222	H	Grand Canyon	57 68	
												227	H	CSU Bakersfield	51 58	
												227	A	CSU Bakersfield	60 58	
												222	A	Grand Canyon	49 69	
												314	A	UTRGV	68 77	
												222	A	Grand Canyon	49 69	
												314	H	UTRGV	67 87	
												317	A	New Mexico St.	56 80	
												317	H	New Mexico St.	60 73	
												294	H	California Baptist	65 80	
												308	A	Seattle U	51 80	
												314	A	UTRGV	68 77	
												314	H	UTRGV	67 87	
												317	A	New Mexico St.	56 80	
												317	H	New Mexico St.	60 73	
												324	A	Utah Valley	58 89	
												325	A	Evansville	42 76	
												341	H	UIC	61 73	

Non-Div I Games:

Chicago St.

■ Loss,
■ Non-Conf,
■ S Site,
■ H Home
■ A Away
N Neutral

Average RPI Win:	177	WON-LOST	WINNING	LAST 10	STRENGTH OF	OPP. STRENGTH	TEAM	ADJ.	CONF.	ADJ CONF.
Average RPI Loss:	58	RECORD	PCT. RANK	GAMES	SCHEDULE	OF SCHEDULE	RPI	RPI	RPI	RPI
DIV. I ONLY	17- 8	66	7-3	118	63	76	76	9	9	
DIV. I NON-CONF.	9- 4	84	0	202	40	131	131	9	9	
TOTALS	RPI 1-25	RPI 26-50	W-L RECORDS	RPI 51-100	RPI 101-150	RPI 150+				
17- 8	0- 3	1- 1	OVERALL	3- 3	2- 0	11- 1				
12- 2	0- 1	1- 0	HOME	3- 1	1- 0	7- 0				
5- 4	0- 1	0- 1	AWAY	0- 1	1- 0	4- 1				
0- 2	0- 1	0- 0	NEUTRAL	0- 1	0- 0	0- 0				
9- 4	0- 2	0- 0	NON-CONFERENCE	1- 2	2- 0	6- 0				
7- 2	0- 1	0- 0	HOME	1- 1	1- 0	5- 0				
2- 0	0- 0	0- 0	AWAY	0- 0	1- 0	1- 0				
0- 2	0- 1	0- 0	NEUTRAL	0- 1	0- 0	0- 0				
8- 4	0- 1	1- 1	CONFERENCE	2- 1	0- 0	5- 1				
5- 0	0- 0	1- 0	HOME	2- 0	0- 0	2- 0				
3- 4	0- 1	0- 1	AWAY	0- 1	0- 0	3- 1				
0- 0	0- 0	0- 0	NEUTRAL	0- 0	0- 0	0- 0				

RPI 1-25				RPI 26-50				RPI 51-100 Team's RPI: 76				RPI 101+			
RPI	S	Opponent	Score	RPI	S	Opponent	Score	RPI	S	Opponent	Score	RPI	S	Opponent	Score
7	A	UConn	50 80	41	A	UCF	42 49	61	H	Ball St.	63 56	110	A	VCU	58 56
12	N	Iowa	61 69	41	H	UCF	81 64	63	N	Bucknell	48 56	112	H	Utah	68 62
22	H	Ohio St.	73 78					71	A	South Fla.	68 76	157	A	Tulane	59 64
								71	H	South Fla.	60 55	180	A	Memphis	73 66
								73	H	Temple	86 81	182	A	Houston	74 65
								88	H	Saint Louis	50 60	182	H	Houston	85 66
												186	H	Miami (OH)	98 68
												196	H	Chattanooga	72 53
												228	A	SMU	73 58
												249	A	Xavier	85 78
												256	H	Tulsa	78 53
												263	H	Alabama A&M	62 47
												290	H	Pittsburgh	69 53
												327	H	Coppin St.	86 40
LAST 10 Division I															
182	A	Houston	74 65	7	A	UConn	50 80	73	H	Temple	86 81				
41	A	UCF	42 49	256	H	Tulsa	78 53	182	H	Houston	85 66				
228	A	SMU	73 58	271	A	South Fla.	60 55	157	A	Tulane	59 64				
71	H	South Fla.	60 55	41	H	UCF	81 64								

Non-Div I Games:

Cincinnati

Average RPI Win:	232	WON-LOST	WINNING	LAST 10	STRENGTH OF	OPP. STRENGTH	TEAM	ADJ.	CONF.	ADJ CONF.
Average RPI Loss:	82	RECORD	PCT. RANK	GAMES	SCHEDULE	OF SCHEDULE	RPI	RPI	RPI	RPI
DIV. I ONLY	7- 19	300	2-8	76	55	224	224	5	5	
DIV. I NON-CONF.	4- 7	225	0	141	176	230	230	4	4	
TOTALS	RPI 1-25	RPI 26-50	W-L RECORDS	RPI 51-100	RPI 101-150	RPI 150+				
7- 19	0- 6	1- 1	OVERALL	0- 6	1- 3	5- 3				
4- 10	0- 4	1- 0	HOME	0- 3	0- 1	3- 2				
2- 8	0- 1	0- 1	AWAY	0- 3	1- 2	1- 1				
1- 1	0- 1	0- 0	NEUTRAL	0- 0	0- 0	1- 0				
4- 7	0- 3	0- 0	NON-CONFERENCE	0- 1	0- 0	4- 3				
2- 4	0- 1	0- 0	HOME	0- 1	0- 0	2- 2				
1- 2	0- 1	0- 0	AWAY	0- 0	0- 0	1- 1				
1- 1	0- 1	0- 0	NEUTRAL	0- 0	0- 0	1- 0				
3- 12	0- 3	1- 1	CONFERENCE	0- 5	1- 3	1- 0				
2- 6	0- 3	1- 0	HOME	0- 2	0- 1	1- 0				
1- 6	0- 0	0- 1	AWAY	0- 3	1- 2	0- 0				
0- 0	0- 0	0- 0	NEUTRAL	0- 0	0- 0	0- 0				

RPI	S	Opponent	Score	RPI	S	Opponent	Score	RPI	S	Opponent	Score	RPI	S	Opponent	Score	Team's RPI: 224
2	H	South Carolina	48 84	30	A	Virginia Tech	50 71	52	A	Virginia	54 70	104	A	North Carolina	72 86	
3	N	Maryland	44 63	31	H	Duke	62 58	68	H	Boston College	68 70	113	A	Notre Dame	71 55	
6	H	Louisville	50 75					74	A	Georgia Tech	47 49	121	A	Wake Forest	58 63	
12	A	Iowa	60 74					79	H	Alabama	54 67	121	H	Wake Forest	52 66	
21	H	NC State	60 79					90	A	Miami (FL)	64 68	156	H	N.C. A&T	74 82	
25	H	Florida St.	64 81					90	H	Miami (FL)	48 63	209	A	Penn St.	55 68	
												211	H	Furman	77 71	
												290	H	Pittsburgh	75 67	
												301	H	Navy	52 65	
												322	A	Mercer	65 61	
												328	H	Alabama St.	76 43	
												329	N	Alcorn	77 46	
LAST 10 Division I																
90	H	Miami (FL)	48 63	21	H	NC State	60 79									
121	H	Wake Forest	52 66	30	A	Virginia Tech	50 71									
68	H	Boston College	68 70	90	A	Miami (FL)	64 68									
52	A	Virginia	54 70	31	H	Duke	62 58									
104	A	North Carolina	72 86	290	H	Pittsburgh	75 67									

Non-Div I Games:

Clemson

■ Loss,
 ■ Non-Conf,
 ■ S Site,
 ■ H Home
 ■ A Away
 N Neutral

Cleveland St.

Through Games Of Feb. 19, 2020

Average RPI Win:	275	WON-LOST	WINNING	LAST 10	STRENGTH OF	OPP. STRENGTH	TEAM	ADJ.	CONF.	ADJ CONF.
Average RPI Loss:	174	RECORD	PCT. RANK	GAMES	SCHEDULE	OF SCHEDULE	RPI	RPI	RPI	RPI
DIV. I ONLY	15- 8	81	5-5	344	253	200	200	22	22	
DIV. I NON-CONF.	8- 1	26	0	351	244	178	178	19	19	
TOTALS	RPI 1-25	RPI 26-50	W-L RECORDS	RPI 51-100	RPI 101-150	RPI 150+				
15- 8	0- 0	0- 0	OVERALL	0- 2	0- 1	15- 5				
5- 3	0- 0	0- 0	HOME	0- 1	0- 1	5- 1				
10- 5	0- 0	0- 0	AWAY	0- 1	0- 0	10- 4				
0- 0	0- 0	0- 0	NEUTRAL	0- 0	0- 0	0- 0				
8- 1	0- 0	0- 0	NON-CONFERENCE	0- 0	0- 0	8- 1				
1- 0	0- 0	0- 0	HOME	0- 0	0- 0	1- 0				
7- 1	0- 0	0- 0	AWAY	0- 0	0- 0	7- 1				
0- 0	0- 0	0- 0	NEUTRAL	0- 0	0- 0	0- 0				
7- 7	0- 0	0- 0	CONFERENCE	0- 2	0- 1	7- 4				
4- 3	0- 0	0- 0	HOME	0- 1	0- 1	4- 1				
3- 4	0- 0	0- 0	AWAY	0- 1	0- 0	3- 3				
0- 0	0- 0	0- 0	NEUTRAL	0- 0	0- 0	0- 0				

RPI 1-25			RPI 26-50			RPI 51-100			RPI 101+			Team's RPI: 200		
RPI	S	Opponent	Score	RPI	S	Opponent	Score	RPI	S	Opponent	Score			
								53	A	IUPUI	48	58		
								53	H	IUPUI	53	78		
										138	H	Green Bay	54	74
										160	H	Akron	66	62
										164	A	Wright St.	62	78
										164	H	Wright St.	73	75
										183	A	Northern Ky.	73	68
										183	H	Northern Ky.	66	62
										231	A	Youngstown St.	72	84
										231	H	Youngstown St.	60	52
										239	H	Milwaukee	58	49
										257	A	Bowling Green	62	89
										270	A	Delaware St.	57	49
										285	A	ETSU	62	54
										289	A	Oakland	79	58
										295	A	St. Bonaventure	65	62
										311	A	Omaha	79	66
										320	A	Hofstra	61	51
										333	A	Detroit Mercy	59	70
										336	A	Western Caro.	68	61
										337	A	LIU Brooklyn	79	49
										341	A	UIC	83	43
										341	H	UIC	84	44
LAST 10 Division I														
				231	A	Youngstown St.	72	84		138	H	Green Bay	54	74
				164	H	Wright St.	73	75		239	H	Milwaukee	58	49
				183	H	Northern Ky.	66	62		289	A	Oakland	79	58
				341	A	UIC	83	43		333	A	Detroit Mercy	59	70
				53	A	IUPUI	48	58		231	H	Youngstown St.	60	52

Non-Div I Games: Davis & Elkins 110 41 Lake Erie 95 49

Cleveland St.

Loss, Non-Conf, S Site, H Home A Away N Neutral

Average RPI Win:	234	WON-LOST	WINNING	LAST 10	STRENGTH OF	OPP. STRENGTH	TEAM	ADJ.	CONF.	ADJ CONF.
Average RPI Loss:	143	RECORD	PCT. RANK	GAMES	SCHEDULE	OF SCHEDULE	RPI	RPI	RPI	RPI
DIV. I ONLY	19- 3	18	9-1	287	243	83	83	21	21	
DIV. I NON-CONF.	8- 1	26	0	344	317	168	168	20	20	
TOTALS	RPI 1-25	RPI 26-50	W-L RECORDS	RPI 51-100	RPI 101-150	RPI 150+				
19- 3	0- 0	1- 1	OVERALL	0- 0	3- 1	15- 1				
10- 1	0- 0	1- 0	HOME	0- 0	2- 1	7- 0				
8- 2	0- 0	0- 1	AWAY	0- 0	1- 0	7- 1				
1- 0	0- 0	0- 0	NEUTRAL	0- 0	0- 0	1- 0				
8- 1	0- 0	0- 0	NON-CONFERENCE	0- 0	1- 1	7- 0				
4- 1	0- 0	0- 0	HOME	0- 0	1- 1	3- 0				
3- 0	0- 0	0- 0	AWAY	0- 0	0- 0	3- 0				
1- 0	0- 0	0- 0	NEUTRAL	0- 0	0- 0	1- 0				
11- 2	0- 0	1- 1	CONFERENCE	0- 0	2- 0	8- 1				
6- 0	0- 0	1- 0	HOME	0- 0	1- 0	4- 0				
5- 2	0- 0	0- 1	AWAY	0- 0	1- 0	4- 1				
0- 0	0- 0	0- 0	NEUTRAL	0- 0	0- 0	0- 0				

RPI 1-25				RPI 26-50				RPI 51-100				Team's RPI: 83		RPI 101+			
RPI	S	Opponent	Score	RPI	S	Opponent	Score	RPI	S	Opponent	Score			RPI	S	Opponent	Score
				48	A	Troy	77 84							108	A	UT Arlington	80 62
				48	H	Troy	124 103							108	H	UT Arlington	62 56
														119	H	Richmond	67 79
														148	H	UNC Greensboro	63 54
														162	N	Elon	76 65
														214	A	Little Rock	68 48
														237	A	South Alabama	71 62
														237	H	South Alabama	76 73
														238	A	Appalachian St.	80 53
														240	H	George Mason	74 59
														260	A	Texas St.	69 59
														260	H	Texas St.	75 67
														261	A	Arkansas St.	61 63
														268	A	UNCW	62 43
														282	A	Wofford	78 73
														302	H	Ga. Southern	66 59
														309	H	Georgia St.	87 45
														336	A	Western Caro.	66 43
														339	H	Ark.-Pine Bluff	76 69
														349	H	South Carolina St.	85 44
LAST 10 Division I																	
				237	H	South Alabama	76 73					302	H	Ga. Southern	66 59		
				48	H	Troy	124 103					261	A	Arkansas St.	61 63		
				108	A	UT Arlington	80 62					238	A	Appalachian St.	80 53		
				260	A	Texas St.	69 59					214	A	Little Rock	68 48		
				309	H	Georgia St.	87 45					108	H	UT Arlington	62 56		

Non-Div I Games: UNC Pembroke 86 44 Wesleyan (GA) 132 32

Coastal Caro.

Average RPI Win:	264	WON-LOST	WINNING	LAST 10	STRENGTH OF	OPP. STRENGTH	TEAM	ADJ.	CONF.	ADJ CONF.
Average RPI Loss:	150	RECORD	PCT. RANK	GAMES	SCHEDULE	OF SCHEDULE	RPI	RPI	RPI	RPI
DIV. I ONLY	10- 13	214	2-8	284	235	252	252	14	14	
DIV. I NON-CONF.	6- 4	123	0	346	343	265	265	13	13	
TOTALS	RPI 1-25	RPI 26-50	W-L RECORDS	RPI 51-100	RPI 101-150	RPI 150+				
10- 13	0- 0	1- 2	OVERALL	0- 0	0- 5	9- 6				
5- 6	0- 0	1- 1	HOME	0- 0	0- 2	4- 3				
5- 7	0- 0	0- 1	AWAY	0- 0	0- 3	5- 3				
0- 0	0- 0	0- 0	NEUTRAL	0- 0	0- 0	0- 0				
6- 4	0- 0	0- 0	NON-CONFERENCE	0- 0	0- 2	6- 2				
2- 2	0- 0	0- 0	HOME	0- 0	0- 1	2- 1				
4- 2	0- 0	0- 0	AWAY	0- 0	0- 1	4- 1				
0- 0	0- 0	0- 0	NEUTRAL	0- 0	0- 0	0- 0				
4- 9	0- 0	1- 2	CONFERENCE	0- 0	0- 3	3- 4				
3- 4	0- 0	1- 1	HOME	0- 0	0- 1	2- 2				
1- 5	0- 0	0- 1	AWAY	0- 0	0- 2	1- 2				
0- 0	0- 0	0- 0	NEUTRAL	0- 0	0- 0	0- 0				

RPI 1-25				RPI 26-50				RPI 51-100				RPI 101+				Team's RPI: 252	
RPI	S	Opponent	Score	RPI	S	Opponent	Score	RPI	S	Opponent	Score	RPI	S	Opponent	Score		
				43	A	James Madison	50 81					121	A	Wake Forest	50 106		
				43	H	James Madison	53 87					125	A	Northeastern	68 72		
				49	H	Drexel	73 59					127	A	William & Mary	60 85		
												127	H	William & Mary	74 80		
												148	H	UNC Greensboro	56 69		
												162	A	Elon	48 90		
												162	H	Elon	57 85		
												170	A	Towson	72 83		
												170	H	Towson	62 79		
												191	H	Delaware	84 73		
												207	A	High Point	79 70		
												240	H	George Mason	61 72		
												262	A	Winthrop	84 73		
												268	H	UNCW	67 63		
												307	A	Presbyterian	54 58		
												312	H	N.C. Central	85 78		
												320	A	Hofstra	63 60		
												336	H	Western Caro.	73 62		
												344	A	Charleston So.	79 70		
												349	A	South Carolina St.	76 55		
LAST 10 Division I																	
				170	A	Towson	72 83					125	A	Northeastern	68 72		
				43	A	James Madison	50 81					268	H	UNCW	67 63		
				162	H	Elon	57 85					43	H	James Madison	53 87		
				127	H	William & Mary	74 80					170	H	Towson	62 79		
				320	A	Hofstra	63 60					127	A	William & Mary	60 85		

Non-Div I Games: Coker 82 57

Col. of Charleston

■ Loss,
 ■ Non-Conf,
 ■ S Site,
 ■ H Home
 ■ A Away
 N Neutral

Average RPI Win: 230	WON-LOST	WINNING	LAST 10	STRENGTH OF	OPP. STRENGTH	TEAM	ADJ.	CONF.	ADJ CONF.
Average RPI Loss: 107	RECORD	PCT. RANK	GAMES	SCHEDULE	OF SCHEDULE	RPI	RPI	RPI	RPI
DIV. I ONLY	18- 7	52	7-3	248	143	95	95	15	15
DIV. I NON-CONF.	8- 3	68	0	243	135	86	86	16	16
TOTALS	RPI 1-25	RPI 26-50	W-L RECORDS	RPI 51-100	RPI 101-150	RPI 150+			
18- 7	0- 1	0- 0	OVERALL	1- 3	3- 1	14- 2			
11- 1	0- 0	0- 0	HOME	1- 0	1- 1	9- 0			
7- 6	0- 1	0- 0	AWAY	0- 3	2- 0	5- 2			
0- 0	0- 0	0- 0	NEUTRAL	0- 0	0- 0	0- 0			
8- 3	0- 1	0- 0	NON-CONFERENCE	1- 2	0- 0	7- 0			
5- 0	0- 0	0- 0	HOME	1- 0	0- 0	4- 0			
3- 3	0- 1	0- 0	AWAY	0- 2	0- 0	3- 0			
0- 0	0- 0	0- 0	NEUTRAL	0- 0	0- 0	0- 0			
10- 4	0- 0	0- 0	CONFERENCE	0- 1	3- 1	7- 2			
6- 1	0- 0	0- 0	HOME	0- 0	1- 1	5- 0			
4- 3	0- 0	0- 0	AWAY	0- 1	2- 0	2- 2			
0- 0	0- 0	0- 0	NEUTRAL	0- 0	0- 0	0- 0			

RPI 1-25				RPI 26-50				RPI 51-100 Team's RPI: 95				RPI 101+			
RPI	S	Opponent	Score	RPI	S	Opponent	Score	RPI	S	Opponent	Score	RPI	S	Opponent	Score
10	A	Northwestern	44 73					55	H	Yale	70 67	117	H	Holy Cross	71 60
								63	A	Bucknell	43 66	128	A	Boston U.	70 61
								79	A	Alabama	52 72	128	H	Boston U.	58 60
								88	A	Saint Louis	51 61	135	A	Lehigh	82 73
												165	A	Cornell	62 58
												185	A	Lafayette	39 55
												185	H	Lafayette	73 52
												199	A	American	61 63
												199	H	American	63 62
												232	H	UMass Lowell	73 51
												259	A	Loyola Maryland	76 74
												259	H	Loyola Maryland	79 70
												265	H	Niagara	85 72
												275	H	Siena	88 51
												286	H	Wagner	74 58
												300	H	Army West Point	100 93
												301	A	Navy	65 53
												301	H	Navy	80 55
												331	A	NJIT	79 52
												340	A	Canisius	90 69
LAST 10 Division I															
135	A	Lehigh	82 73	185	A	Lafayette	39 55								
259	H	Loyola Maryland	79 70	199	H	American	63 62								
128	H	Boston U.	58 60	63	A	Bucknell	43 66								
301	A	Navy	65 53	128	A	Boston U.	70 61								
117	H	Holy Cross	71 60	185	H	Lafayette	73 52								

Non-Div I Games:

Colgate

■ Loss,
 ■ Non-Conf,
 ■ S Site,
 ■ H Home
 ■ A Away
 N Neutral

Average RPI Win: 183	WON-LOST	WINNING	LAST 10	STRENGTH OF	OPP. STRENGTH	TEAM	ADJ.	CONF.	ADJ CONF.
Average RPI Loss: 40	RECORD	PCT. RANK	GAMES	SCHEDULE	OF SCHEDULE	RPI	RPI	RPI	RPI
DIV. I ONLY	15- 10	109	2-8	79	16	78	78	1	1
DIV. I NON-CONF.	11- 0	1	0	299	171	52	52	1	1
TOTALS	RPI 1-25	RPI 26-50	W-L RECORDS	RPI 51-100	RPI 101-150	RPI 150+			
15- 10	0- 7	0- 0	OVERALL	1- 1	6- 2	8- 0			
8- 5	0- 4	0- 0	HOME	1- 0	3- 1	4- 0			
6- 5	0- 3	0- 0	AWAY	0- 1	2- 1	4- 0			
1- 0	0- 0	0- 0	NEUTRAL	0- 0	1- 0	0- 0			
11- 0	0- 0	0- 0	NON-CONFERENCE	0- 0	3- 0	8- 0			
6- 0	0- 0	0- 0	HOME	0- 0	2- 0	4- 0			
4- 0	0- 0	0- 0	AWAY	0- 0	0- 0	4- 0			
1- 0	0- 0	0- 0	NEUTRAL	0- 0	1- 0	0- 0			
4- 10	0- 7	0- 0	CONFERENCE	1- 1	3- 2	0- 0			
2- 5	0- 4	0- 0	HOME	1- 0	1- 1	0- 0			
2- 5	0- 3	0- 0	AWAY	0- 1	2- 1	0- 0			
0- 0	0- 0	0- 0	NEUTRAL	0- 0	0- 0	0- 0			

RPI	S	Opponent	Score	RPI	S	Opponent	Score	RPI	S	Opponent	Score	RPI	S	Opponent	Score
1	A	Oregon	46 104					75	H	Southern California	66 53	112	A	Utah	80 70
1	H	Oregon	53 101					97	A	Washington St.	59 69	112	H	Utah	69 84
8	H	UCLA	62 65									126	N	UAB	77 69
9	A	Stanford	68 76									132	A	California	62 50
9	H	Stanford	66 69									132	H	California	64 57
15	A	Oregon St.	60 72									134	A	Washington	52 61
15	H	Oregon St.	52 79									136	H	Wisconsin	74 57
												137	H	Texas Southern	74 50
												157	A	Tulane	62 52
												172	H	Jacksonville	66 44
												197	A	Wyoming	66 56
												249	A	Xavier	62 53
												253	H	Denver	96 70
												258	A	Colorado St.	79 75
												277	H	Indiana St.	59 46
												331	H	NJIT	80 57
LAST 10 Division I															
9	H	Stanford	66 69	15	H	Oregon St.	52 79								
132	H	California	64 57	132	A	California	62 50								
134	A	Washington	52 61	9	A	Stanford	68 76								
97	A	Washington St.	59 69	112	H	Utah	69 84								
1	H	Oregon	53 101	8	H	UCLA	62 65								

Non-Div I Games:

Colorado

■ Loss,
 ■ Non-Conf,
 S Site,
 ■ Home
 ■ Away
 N Neutral

Average RPI Win:	264	WON-LOST	WINNING	LAST 10	STRENGTH OF	OPP. STRENGTH	TEAM	ADJ.	CONF.	ADJ CONF.
Average RPI Loss:	157	RECORD	PCT. RANK	GAMES	SCHEDULE	OF SCHEDULE	RPI	RPI	RPI	RPI
DIV. I ONLY	10- 14	229	4-6	236	237	258	258	17	17	
DIV. I NON-CONF.	4- 5	195	0	297	276	271	271	21	21	
TOTALS	RPI 1-25	RPI 26-50	W-L RECORDS	RPI 51-100	RPI 101-150	RPI 150+				
10- 14	0- 0	0- 0	OVERALL	0- 4	0- 2	10- 8				
7- 6	0- 0	0- 0	HOME	0- 2	0- 1	7- 3				
3- 8	0- 0	0- 0	AWAY	0- 2	0- 1	3- 5				
0- 0	0- 0	0- 0	NEUTRAL	0- 0	0- 0	0- 0				
4- 5	0- 0	0- 0	NON-CONFERENCE	0- 2	0- 1	4- 2				
3- 2	0- 0	0- 0	HOME	0- 1	0- 0	3- 1				
1- 3	0- 0	0- 0	AWAY	0- 1	0- 1	1- 1				
0- 0	0- 0	0- 0	NEUTRAL	0- 0	0- 0	0- 0				
6- 9	0- 0	0- 0	CONFERENCE	0- 2	0- 1	6- 6				
4- 4	0- 0	0- 0	HOME	0- 1	0- 1	4- 2				
2- 5	0- 0	0- 0	AWAY	0- 1	0- 0	2- 4				
0- 0	0- 0	0- 0	NEUTRAL	0- 0	0- 0	0- 0				

RPI S	Opponent	Score	RPI S	Opponent	Score	RPI S	Opponent	Score	RPI S	Opponent	Score	Team's RPI: 258
						54	A Tennessee	41 79	107	H Boise St.	69 72	
						77	A Fresno St.	53 55	120	A Idaho	54 61	
						77	H Fresno St.	61 79	166	H San Jose St.	53 58	
						78	H Colorado	75 79	176	H Northern Ill.	75 80	
									197	A Wyoming	56 49	
									197	H Wyoming	40 43	
									202	A New Mexico	62 73	
									205	A UNLV	52 56	
									205	H UNLV	60 56	
									220	A Northern Colo.	75 58	
									241	A Nevada	63 74	
									241	H Nevada	75 70	
									242	A San Diego St.	49 59	
									256	A Tulsa	55 61	
									280	H Incarnate Word	75 47	
									283	H UC Riverside	52 40	
									287	A Utah St.	67 61	
									287	H Utah St.	56 55	
									288	H Air Force	60 40	
									351	H Mississippi Val.	65 46	
LAST 10 Division I												
			205	H UNLV	60 56		241	A Nevada	63 74			
			197	H Wyoming	40 43		287	H Utah St.	56 55			
			287	A Utah St.	67 61		77	A Fresno St.	53 55			
			77	H Fresno St.	61 79		288	H Air Force	60 40			
			205	A UNLV	52 56		202	A New Mexico	62 73			

Non-Div I Games: Western St. 56 47 Chadron St. 102 51

Colorado St.

Average RPI Win: 214	WON-LOST	WINNING	LAST 10	STRENGTH OF	OPP. STRENGTH	TEAM	ADJ.	CONF.	ADJ CONF.
Average RPI Loss: 134	RECORD	PCT. RANK	GAMES	SCHEDULE	OF SCHEDULE	RPI	RPI	RPI	RPI
DIV. I ONLY	13- 8	98	6-4	250	142	146	146	8	8
DIV. I NON-CONF.	9- 4	84	2-0	332	237	185	185	8	8
TOTALS	RPI 1-25	RPI 26-50	W-L RECORDS	RPI 51-100	RPI 101-150	RPI 150+			
13- 8	0- 1	0- 0	OVERALL	2- 2	2- 2	9- 3			
10- 2	0- 0	0- 0	HOME	2- 1	1- 0	7- 1			
3- 6	0- 1	0- 0	AWAY	0- 1	1- 2	2- 2			
0- 0	0- 0	0- 0	NEUTRAL	0- 0	0- 0	0- 0			
9- 4	0- 0	0- 0	NON-CONFERENCE	1- 0	2- 2	6- 2			
6- 1	0- 0	0- 0	HOME	1- 0	1- 0	4- 1			
3- 3	0- 0	0- 0	AWAY	0- 0	1- 2	2- 1			
0- 0	0- 0	0- 0	NEUTRAL	0- 0	0- 0	0- 0			
4- 4	0- 1	0- 0	CONFERENCE	1- 2	0- 0	3- 1			
4- 1	0- 0	0- 0	HOME	1- 1	0- 0	3- 0			
0- 3	0- 1	0- 0	AWAY	0- 1	0- 0	0- 1			
0- 0	0- 0	0- 0	NEUTRAL	0- 0	0- 0	0- 0			

RPI 1-25				RPI 26-50				RPI 51-100				RPI 101+ Team's RPI: 146			
RPI	S	Opponent	Score	RPI	S	Opponent	Score	RPI	S	Opponent	Score	RPI	S	Opponent	Score
16	A	Princeton	55 77					55	H	Yale	60 85	101	A	Vanderbilt	51 72
								59	A	Penn	84 86	129	A	Robert Morris	61 59
								94	H	Fordham	70 51	131	H	Davidson	63 60
								100	H	Harvard	89 64	142	A	Buffalo	75 82
												165	A	Cornell	77 80
												165	H	Cornell	76 66
												171	H	Dartmouth	73 63
												216	H	Saint Joseph's	57 71
												218	H	Brown	74 60
												239	H	Milwaukee	74 46
												248	H	Georgetown	54 49
												300	A	Army West Point	71 62
												318	A	Albany (NY)	78 82
												322	H	Mercer	77 48
												331	H	NJIT	99 43
												335	A	Tennessee St.	75 65
LAST 10 Division I															
100	H	Harvard	89 64	55	H	Yale	60 85								
171	H	Dartmouth	73 63	165	A	Cornell	77 80								
16	A	Princeton	55 77	165	H	Cornell	76 66								
59	A	Penn	84 86	322	H	Mercer	77 48								
218	H	Brown	74 60	335	A	Tennessee St.	75 65								

Non-Div I Games:

Columbia

Average RPI Win:	289	WON-LOST	WINNING	LAST 10	STRENGTH OF	OPP. STRENGTH	TEAM	ADJ.	CONF.	ADJ CONF.
Average RPI Loss:	195	RECORD	PCT. RANK	GAMES	SCHEDULE	OF SCHEDULE	RPI	RPI	RPI	RPI
DIV. I ONLY	3- 22	338	3-7	239	321	327	327	29	29	
DIV. I NON-CONF.	0- 12	338	0	118	199	320	320	29	29	
TOTALS	RPI 1-25	RPI 26-50	W-L RECORDS	RPI 51-100	RPI 101-150	RPI 150+				
3- 22	0- 0	0- 3	OVERALL	0- 3	0- 1	3- 15				
1- 8	0- 0	0- 0	HOME	0- 0	0- 0	1- 8				
2- 14	0- 0	0- 3	AWAY	0- 3	0- 1	2- 7				
0- 0	0- 0	0- 0	NEUTRAL	0- 0	0- 0	0- 0				
0- 12	0- 0	0- 3	NON-CONFERENCE	0- 3	0- 0	0- 6				
0- 2	0- 0	0- 0	HOME	0- 0	0- 0	0- 2				
0- 10	0- 0	0- 3	AWAY	0- 3	0- 0	0- 4				
0- 0	0- 0	0- 0	NEUTRAL	0- 0	0- 0	0- 0				
3- 10	0- 0	0- 0	CONFERENCE	0- 0	0- 1	3- 9				
1- 6	0- 0	0- 0	HOME	0- 0	0- 0	1- 6				
2- 4	0- 0	0- 0	AWAY	0- 0	0- 1	2- 3				
0- 0	0- 0	0- 0	NEUTRAL	0- 0	0- 0	0- 0				

RPI S	Opponent	Score	RPI S	Opponent	Score	RPI S	Opponent	Score	RPI S	Opponent	Score	Team's RPI: 327
38	A South Dakota	44 82	56	A West Virginia	47 82	111	A Bethune-Cookman	51 82				
46	A Rutgers	33 107	76	A Cincinnati	40 86	151	A George Washington	35 54				
50	A Dayton	48 78	87	A South Dakota St.	41 94	156	H N.C. A&T	38 84				
						192	A La Salle	46 79				
						194	A Norfolk St.	57 55				
						194	H Norfolk St.	48 85				
						234	A Marshall	47 60				
						243	H Morgan St.	42 47				
						247	A Howard	52 64				
						247	H Howard	54 66				
						265	H Niagara	67 82				
						270	A Delaware St.	55 72				
						296	A UMBC	48 71				
						312	H N.C. Central	44 58				
						323	H UMES	66 63				
						326	H Saint Peter's	57 82				
						342	A Florida A&M	48 58				
						349	A South Carolina St.	61 42				
						349	H South Carolina St.	60 71				
LAST 10 Division I												
194	A Norfolk St.	57 55	270	A Delaware St.	55 72							
349	A South Carolina St.	61 42	247	H Howard	54 66							
323	H UMES	66 63	243	H Morgan St.	42 47							
312	H N.C. Central	44 58	156	H N.C. A&T	38 84							
247	A Howard	52 64	342	A Florida A&M	48 58							

Non-Div I Games:

Coppin St.

Average RPI Win:	262	WON-LOST	WINNING	LAST 10	STRENGTH OF	OPP. STRENGTH	TEAM	ADJ.	CONF.	ADJ CONF.
Average RPI Loss:	89	RECORD	PCT. RANK	GAMES	SCHEDULE	OF SCHEDULE	RPI	RPI	RPI	RPI
DIV. I ONLY	9- 11	208	3-7	97	183	165	165	8	8	
DIV. I NON-CONF.	7- 5	131	1-1	210	280	161	161	8	8	
TOTALS	RPI 1-25	RPI 26-50	W-L RECORDS	RPI 51-100	RPI 101-150	RPI 150+				
9- 11	0- 2	0- 0	OVERALL	0- 5	1- 2	8- 2				
5- 6	0- 0	0- 0	HOME	0- 3	1- 1	4- 2				
4- 5	0- 2	0- 0	AWAY	0- 2	0- 1	4- 0				
0- 0	0- 0	0- 0	NEUTRAL	0- 0	0- 0	0- 0				
7- 5	0- 1	0- 0	NON-CONFERENCE	0- 2	0- 1	7- 1				
3- 3	0- 0	0- 0	HOME	0- 1	0- 1	3- 1				
4- 2	0- 1	0- 0	AWAY	0- 1	0- 0	4- 0				
0- 0	0- 0	0- 0	NEUTRAL	0- 0	0- 0	0- 0				
2- 6	0- 1	0- 0	CONFERENCE	0- 3	1- 1	1- 1				
2- 3	0- 0	0- 0	HOME	0- 2	1- 0	1- 1				
0- 3	0- 1	0- 0	AWAY	0- 1	0- 1	0- 0				
0- 0	0- 0	0- 0	NEUTRAL	0- 0	0- 0	0- 0				

RPI	S	Opponent	Score	RPI	S	Opponent	Score	RPI	S	Opponent	Score	RPI	S	Opponent	Score	Team's RPI: 165
16	A	Princeton	29 60					55	H	Yale	67 74	114	H	Duquesne	62 72	
17	A	TCU	49 59					56	A	West Virginia	62 68	146	A	Columbia	66 76	
								59	A	Penn	41 63	146	H	Columbia	80 77	
								95	H	Colgate	58 62	155	H	Binghamton	56 59	
								100	H	Harvard	58 73	171	H	Dartmouth	65 67	
												218	H	Brown	74 63	
												232	A	UMass Lowell	70 56	
												265	H	Niagara	82 59	
												270	A	Delaware St.	77 51	
												285	H	ETSU	71 43	
												295	A	St. Bonaventure	70 42	
												318	A	Albany (NY)	71 51	
												331	H	NJIT	68 44	
LAST 10 Division I																
171	H	Dartmouth	65 67	218	H	Brown	74 63									
100	H	Harvard	58 73	146	H	Columbia	80 77									
59	A	Penn	41 63	146	A	Columbia	66 76									
16	A	Princeton	29 60	285	H	ETSU	71 43									
55	H	Yale	67 74	56	A	West Virginia	62 68									

Non-Div I Games:

Cornell

■ Loss,
 ■ Non-Conf, S Site,
 ■ Home
 ■ Away
 N Neutral

Creighton

Through Games Of Feb. 19, 2020

Average RPI Win:	133	WON-LOST	WINNING	LAST 10	STRENGTH OF	OPP. STRENGTH	TEAM	ADJ.	CONF.	ADJ CONF.
Average RPI Loss:	49	RECORD	PCT. RANK	GAMES	SCHEDULE	OF SCHEDULE	RPI	RPI	RPI	RPI
DIV. I ONLY	16- 9	86	5-5	36	64	40	40	6	6	
DIV. I NON-CONF.	8- 3	68	0	38	44	16	16	6	6	
TOTALS	RPI 1-25	RPI 26-50	W-L RECORDS	RPI 51-100	RPI 101-150	RPI 150+				
16- 9	1- 1	1- 4	OVERALL	7- 4	2- 0	5- 0				
8- 3	0- 1	1- 0	HOME	3- 2	1- 0	3- 0				
6- 6	1- 0	0- 4	AWAY	2- 2	1- 0	2- 0				
2- 0	0- 0	0- 0	NEUTRAL	2- 0	0- 0	0- 0				
8- 3	0- 0	0- 3	NON-CONFERENCE	5- 0	0- 0	3- 0				
4- 0	0- 0	0- 0	HOME	2- 0	0- 0	2- 0				
2- 3	0- 0	0- 3	AWAY	1- 0	0- 0	1- 0				
2- 0	0- 0	0- 0	NEUTRAL	2- 0	0- 0	0- 0				
8- 6	1- 1	1- 1	CONFERENCE	2- 4	2- 0	2- 0				
4- 3	0- 1	1- 0	HOME	1- 2	1- 0	1- 0				
4- 3	1- 0	0- 1	AWAY	1- 2	1- 0	1- 0				
0- 0	0- 0	0- 0	NEUTRAL	0- 0	0- 0	0- 0				

RPI 1-25				RPI 26-50				Team's RPI: 40				RPI 51-100				RPI 101+			
RPI	S	Opponent	Score	RPI	S	Opponent	Score	RPI	S	Opponent	Score	RPI	S	Opponent	Score	RPI	S	Opponent	Score
20	A	DePaul	63 61	27	A	Arizona St.	55 70	56	N	West Virginia	82 75	140	A	Providence	77 68				
20	H	DePaul	71 74	33	A	Marquette	50 52	65	A	Seton Hall	70 82	140	H	Providence	72 63				
				33	H	Marquette	72 62	65	H	Seton Hall	78 66	159	H	Wichita St.	56 46				
				34	A	Drake	53 63	67	A	St. John's (NY)	58 63	248	A	Georgetown	65 56				
				38	A	South Dakota	65 72	67	H	St. John's (NY)	70 77	249	H	Xavier	62 55				
								70	H	UNI	57 54	292	H	North Dakota St.	70 59				
								73	N	Temple	69 59	311	A	Omaha	67 54				
								86	A	Nebraska	79 74								
								87	H	South Dakota St.	61 48								
								93	H	Butler	67 73								
								99	A	Villanova	58 42								
LAST 10 Division I																			
				65	H	Seton Hall	78 66	93	H	Butler	67 73								
				67	H	St. John's (NY)	70 77	249	H	Xavier	62 55								
				140	A	Providence	77 68	67	A	St. John's (NY)	58 63								
				33	A	Marquette	50 52	65	A	Seton Hall	70 82								
				20	A	DePaul	63 61	140	H	Providence	72 63								

Non-Div I Games:

Creighton

Loss, Non-Conf, S Site, H Home A Away N Neutral

Average RPI Win: 211	WON-LOST	WINNING	LAST 10	STRENGTH OF	OPP. STRENGTH	TEAM	ADJ.	CONF.	ADJ CONF.
Average RPI Loss: 134	RECORD	PCT. RANK	GAMES	SCHEDULE	OF SCHEDULE	RPI	RPI	RPI	RPI
DIV. I ONLY	8- 13	251	2-8	70	186	171	171	8	8
DIV. I NON-CONF.	6- 7	182	0-2	163	287	171	171	8	8

TOTALS	RPI 1-25	RPI 26-50	W-L RECORDS	RPI 51-100	RPI 101-150	RPI 150+			
8- 13	0- 2	0- 0	OVERALL	1- 3	0- 4	7- 4			
5- 5	0- 1	0- 0	HOME	1- 2	0- 0	4- 2			
3- 8	0- 1	0- 0	AWAY	0- 1	0- 4	3- 2			
0- 0	0- 0	0- 0	NEUTRAL	0- 0	0- 0	0- 0			
6- 7	0- 1	0- 0	NON-CONFERENCE	0- 0	0- 3	6- 3			
4- 1	0- 0	0- 0	HOME	0- 0	0- 0	4- 1			
2- 6	0- 1	0- 0	AWAY	0- 0	0- 3	2- 2			
0- 0	0- 0	0- 0	NEUTRAL	0- 0	0- 0	0- 0			
2- 6	0- 1	0- 0	CONFERENCE	1- 3	0- 1	1- 1			
1- 4	0- 1	0- 0	HOME	1- 2	0- 0	0- 1			
1- 2	0- 0	0- 0	AWAY	0- 1	0- 1	1- 0			
0- 0	0- 0	0- 0	NEUTRAL	0- 0	0- 0	0- 0			

RPI 1-25				RPI 26-50				RPI 51-100				RPI 101+ Team's RPI: 171			
RPI	S	Opponent	Score	RPI	S	Opponent	Score	RPI	S	Opponent	Score	RPI	S	Opponent	Score
10	A	Northwestern	37 79					55	H	Yale	47 67	128	A	Boston U.	56 74
16	H	Princeton	34 66					59	H	Penn	33 66	130	A	Loyola Chicago	40 61
								100	A	Harvard	49 64	142	A	Buffalo	49 73
								100	H	Harvard	63 62	146	A	Columbia	63 73
												165	A	Cornell	67 65
												187	H	Merrimack	57 52
												204	H	Maine	57 41
												218	H	Brown	71 83
												223	A	Manhattan	58 70
												232	A	UMass Lowell	62 51
												246	A	Fairfield	52 51
												259	A	Loyola Maryland	56 72
												260	H	Texas St.	51 61
												264	H	New Hampshire	66 47
												291	H	Vermont	72 55

LAST 10 Division I															
165	A	Cornell	67 65	16	H	Princeton	34 66	100	A	Harvard	49 64				
146	A	Columbia	63 73					100	H	Harvard	63 62				
55	H	Yale	47 67					259	A	Loyola Maryland	56 72				
218	H	Brown	71 83					142	A	Buffalo	49 73				
59	H	Penn	33 66												

Non-Div I Games:

Dartmouth

■ Loss,
■ Non-Conf,
■ S Site,
■ H Home
■ A Away
N Neutral

Davidson

Through Games Of Feb. 19, 2020

Average RPI Win:	203	WON-LOST	WINNING	LAST 10	STRENGTH OF	OPP. STRENGTH	TEAM	ADJ.	CONF.	ADJ CONF.
Average RPI Loss:	115	RECORD	PCT. RANK	GAMES	SCHEDULE	OF SCHEDULE	RPI	RPI	RPI	RPI
DIV. I ONLY	13- 12	169	4-6	132	131	131	131	12	12	
DIV. I NON-CONF.	6- 6	164	0	179	182	134	134	12	12	
TOTALS	RPI 1-25	RPI 26-50	W-L RECORDS	RPI 51-100	RPI 101-150	RPI 150+				
13- 12	0- 0	0- 4	OVERALL	2- 2	1- 4	10- 2				
6- 4	0- 0	0- 1	HOME	1- 1	1- 1	4- 1				
6- 8	0- 0	0- 3	AWAY	1- 1	0- 3	5- 1				
1- 0	0- 0	0- 0	NEUTRAL	0- 0	0- 0	1- 0				
6- 6	0- 0	0- 3	NON-CONFERENCE	0- 1	0- 2	6- 0				
2- 1	0- 0	0- 0	HOME	0- 1	0- 0	2- 0				
3- 5	0- 0	0- 3	AWAY	0- 0	0- 2	3- 0				
1- 0	0- 0	0- 0	NEUTRAL	0- 0	0- 0	1- 0				
7- 6	0- 0	0- 1	CONFERENCE	2- 1	1- 2	4- 2				
4- 3	0- 0	0- 1	HOME	1- 0	1- 1	2- 1				
3- 3	0- 0	0- 0	AWAY	1- 1	0- 1	2- 1				
0- 0	0- 0	0- 0	NEUTRAL	0- 0	0- 0	0- 0				

RPI 1-25	RPI 26-50	RPI 51-100	RPI 101+	Team's RPI: 131
RPI S Opponent Score	RPI S Opponent Score	RPI S Opponent Score	RPI S Opponent Score	Score
	30 A Virginia Tech 68 88	66 H Charlotte 64 75	114 H Duquesne	79 76
	31 A Duke 52 82	88 A Saint Louis 65 58	119 A Richmond	57 69
	49 A Drexel 63 74	94 A Fordham 46 47	133 A Florida	50 55
	50 H Dayton 49 55	94 H Fordham 74 62	146 A Columbia	60 63
			149 H Massachusetts	62 70
			151 H George Washington	62 55
			175 A Rhode Island	77 70
			175 H Rhode Island	79 67
			207 A High Point	73 63
			216 H Saint Joseph's	54 63
			217 A UMKC	74 64
			240 A George Mason	76 69
			248 H Georgetown	66 52
			285 A ETSU	75 60
			295 A St. Bonaventure	56 68
			304 N UC Irvine	78 72
			336 H Western Caro.	101 51
LAST 10 Division I				
	216 H Saint Joseph's 54 63	149 H Massachusetts 62 70		
	114 H Duquesne 79 76	175 A Rhode Island 77 70		
	94 A Fordham 46 47	119 A Richmond 57 69		
	295 A St. Bonaventure 56 68	151 H George Washington 62 55		
	50 H Dayton 49 55	240 A George Mason 76 69		

Non-Div I Games: Newberry 75 46

Davidson

■ Loss,
 ■ Non-Conf,
 ■ S Site,
 ■ H Home
 ■ A Away
 N Neutral

Average RPI Win: 177	WON-LOST	WINNING	LAST 10	STRENGTH OF	OPP. STRENGTH	TEAM	ADJ.	CONF.	ADJ CONF.
Average RPI Loss: 58	RECORD	PCT. RANK	GAMES	SCHEDULE	OF SCHEDULE	RPI	RPI	RPI	RPI
DIV. I ONLY	20- 7	47	10-0	108	74	50	50	12	12
DIV. I NON-CONF.	7- 7	164	0	134	11	136	136	12	12
TOTALS	RPI 1-25	RPI 26-50	W-L RECORDS	RPI 51-100	RPI 101-150	RPI 150+			
20- 7	0- 4	0- 0	OVERALL	2- 0	6- 3	12- 0			
10- 2	0- 2	0- 0	HOME	2- 0	2- 0	6- 0			
8- 2	0- 1	0- 0	AWAY	0- 0	4- 1	4- 0			
2- 3	0- 1	0- 0	NEUTRAL	0- 0	0- 2	2- 0			
7- 7	0- 4	0- 0	NON-CONFERENCE	0- 0	1- 3	6- 0			
3- 2	0- 2	0- 0	HOME	0- 0	0- 0	3- 0			
2- 2	0- 1	0- 0	AWAY	0- 0	1- 1	1- 0			
2- 3	0- 1	0- 0	NEUTRAL	0- 0	0- 2	2- 0			
13- 0	0- 0	0- 0	CONFERENCE	2- 0	5- 0	6- 0			
7- 0	0- 0	0- 0	HOME	2- 0	2- 0	3- 0			
6- 0	0- 0	0- 0	AWAY	0- 0	3- 0	3- 0			
0- 0	0- 0	0- 0	NEUTRAL	0- 0	0- 0	0- 0			

RPI	S	Opponent	Score
2	H	South Carolina	49 75
7	H	UConn	37 75
13	N	Gonzaga	65 76
18	A	Central Mich.	80 81

RPI	S	Opponent	Score
-----	---	----------	-------

Team's RPI: 50

RPI	S	Opponent	Score
88	H	Saint Louis	48 47
94	H	Fordham	48 44

RPI	S	Opponent	Score
105	N	Auburn	74 76
110	H	VCU	72 67
114	H	Duquesne	54 41
119	A	Richmond	65 51
121	N	Wake Forest	59 78
125	A	Northeastern	71 60
131	A	Davidson	55 49
142	A	Buffalo	59 67
149	A	Massachusetts	52 51
151	A	George Washington	66 50
151	H	George Washington	50 44
158	A	Toledo	60 42
175	H	Rhode Island	71 60
192	A	La Salle	98 58
204	N	Maine	78 49
216	A	Saint Joseph's	59 44
240	H	George Mason	59 55
251	N	East Carolina	94 68
272	H	Morehead St.	58 41
273	H	Lipscomb	82 60
327	H	Coppin St.	78 48

LAST 10 Division I

151	H	George Washington	50 44
110	H	VCU	72 67
149	A	Massachusetts	52 51
175	H	Rhode Island	71 60
131	A	Davidson	55 49
216	A	Saint Joseph's	59 44
94	H	Fordham	48 44
151	A	George Washington	66 50
88	H	Saint Louis	48 47
114	H	Duquesne	54 41

Dayton

Dayton

Non-Div I Games:

Dayton

■ Loss,
 ■ Non-Conf, S Site,
 ■ Home
 ■ Away
 N Neutral

Average RPI Win:	133	WON-LOST	WINNING	LAST 10	STRENGTH OF	OPP. STRENGTH	TEAM	ADJ.	CONF.	ADJ CONF.
Average RPI Loss:	21	RECORD	PCT. RANK	GAMES	SCHEDULE	OF SCHEDULE	RPI	RPI	RPI	RPI
DIV. I ONLY	24- 3	9	9-1	71	49	20	20	6	6	
DIV. I NON-CONF.	10- 2	29	0	60	37	19	19	6	6	
TOTALS	RPI 1-25	RPI 26-50	W-L RECORDS	RPI 51-100	RPI 101-150	RPI 150+				
24- 3	1- 2	3- 1	OVERALL	8- 0	5- 0	7- 0				
14- 2	0- 1	2- 1	HOME	5- 0	1- 0	6- 0				
10- 1	1- 1	1- 0	AWAY	3- 0	4- 0	1- 0				
0- 0	0- 0	0- 0	NEUTRAL	0- 0	0- 0	0- 0				
10- 2	1- 2	1- 0	NON-CONFERENCE	1- 0	3- 0	4- 0				
6- 1	0- 1	1- 0	HOME	1- 0	0- 0	4- 0				
4- 1	1- 1	0- 0	AWAY	0- 0	3- 0	0- 0				
0- 0	0- 0	0- 0	NEUTRAL	0- 0	0- 0	0- 0				
14- 1	0- 0	2- 1	CONFERENCE	7- 0	2- 0	3- 0				
8- 1	0- 0	1- 1	HOME	4- 0	1- 0	2- 0				
6- 0	0- 0	1- 0	AWAY	3- 0	1- 0	1- 0				
0- 0	0- 0	0- 0	NEUTRAL	0- 0	0- 0	0- 0				

RPI	S	Opponent	Score	RPI	S	Opponent	Score	RPI	S	Opponent	Score	RPI	S	Opponent	Score
7	H	UConn	74 84	33	H	Marquette	89 71	65	A	Seton Hall	86 76	113	A	Notre Dame	105 94
10	A	Northwestern	70 68	40	A	Creighton	74 71	65	H	Seton Hall	85 68	130	A	Loyola Chicago	83 76
15	A	Oregon St.	77 98	40	H	Creighton	61 63	67	A	St. John's (NY)	71 65	138	A	Green Bay	76 65
				49	H	Drexel	81 57	67	H	St. John's (NY)	74 69	140	A	Providence	80 67
								90	H	Miami (FL)	89 83	140	H	Providence	93 71
								93	A	Butler	80 65	186	H	Miami (OH)	98 79
								93	H	Butler	89 60	239	H	Milwaukee	94 65
								99	H	Villanova	85 69	248	H	Georgetown	92 66
												249	A	Xavier	91 68
												249	H	Xavier	97 65
												261	H	Arkansas St.	109 64
												328	H	Alabama St.	105 76
LAST 10 Division I															
249	H	Xavier	97 65	40	H	Creighton	61 63	248	H	Georgetown	92 66				
93	H	Butler	89 60					99	H	Villanova	85 69				
65	A	Seton Hall	86 76					93	A	Butler	80 65				
67	A	St. John's (NY)	71 65					249	A	Xavier	91 68				
140	H	Providence	93 71												

Non-Div I Games:

DePaul

Delaware

Through Games Of Feb. 19, 2020

Average RPI Win:	211	WON-LOST	WINNING	LAST 10	STRENGTH OF	OPP. STRENGTH	TEAM	ADJ.	CONF.	ADJ CONF.
Average RPI Loss:	132	RECORD	PCT. RANK	GAMES	SCHEDULE	OF SCHEDULE	RPI	RPI	RPI	RPI
DIV. I ONLY	9- 14	243	5-5	133	128	191	191	14	14	
DIV. I NON-CONF.	4- 7	225	0	96	160	175	175	13	13	
TOTALS	RPI 1-25	RPI 26-50	W-L RECORDS	RPI 51-100	RPI 101-150	RPI 150+				
9- 14	0- 1	0- 4	OVERALL	0- 1	2- 2	7- 6				
3- 6	0- 0	0- 2	HOME	0- 0	0- 1	3- 3				
5- 8	0- 1	0- 2	AWAY	0- 1	2- 1	3- 3				
1- 0	0- 0	0- 0	NEUTRAL	0- 0	0- 0	1- 0				
4- 7	0- 1	0- 1	NON-CONFERENCE	0- 1	1- 0	3- 4				
1- 3	0- 0	0- 0	HOME	0- 0	0- 0	1- 3				
2- 4	0- 1	0- 1	AWAY	0- 1	1- 0	1- 1				
1- 0	0- 0	0- 0	NEUTRAL	0- 0	0- 0	1- 0				
5- 7	0- 0	0- 3	CONFERENCE	0- 0	1- 2	4- 2				
2- 3	0- 0	0- 2	HOME	0- 0	0- 1	2- 0				
3- 4	0- 0	0- 1	AWAY	0- 0	1- 1	2- 2				
0- 0	0- 0	0- 0	NEUTRAL	0- 0	0- 0	0- 0				

RPI S	Opponent	Score	RPI S	Opponent	Score	RPI S	Opponent	Score	RPI S	Opponent	Score	Team's RPI: 191
3	A Maryland	55 99	41	A UCF	49 75	66	A Charlotte	57 61	125	A Northeastern	81 69	
			43	H James Madison	39 60				125	H Northeastern	62 72	
			49	A Drexel	59 63				127	A William & Mary	58 68	
			49	H Drexel	32 52				129	A Robert Morris	73 62	
									151	H George Washington	49 63	
									162	A Elon	65 56	
									170	H Towson	69 62	
									203	N Santa Clara	81 80	
									204	H Maine	56 69	
									206	A Gardner-Webb	65 67	
									230	A Cal St. Fullerton	72 55	
									240	H George Mason	63 44	
									252	A Col. of Charleston	73 84	
									268	A UNCW	65 71	
									270	H Delaware St.	64 67	
									320	A Hofstra	77 67	
									320	H Hofstra	80 59	
LAST 10 Division I												
49	H Drexel	32 52	162	A Elon	65 56							
320	A Hofstra	77 67	127	A William & Mary	58 68							
125	A Northeastern	81 69	49	A Drexel	59 63							
170	H Towson	69 62	125	H Northeastern	62 72							
43	H James Madison	39 60	320	H Hofstra	80 59							

Non-Div I Games:

Delaware

Loss, Non-Conf, S Site, H Home A Away N Neutral

Average RPI Win:	303	WON-LOST	WINNING	LAST 10	STRENGTH OF	OPP. STRENGTH	TEAM	ADJ.	CONF.	ADJ CONF.
Average RPI Loss:	145	RECORD	PCT. RANK	GAMES	SCHEDULE	OF SCHEDULE	RPI	RPI	RPI	RPI
DIV. I ONLY	9- 13	238	6-4	190	346	270	270	29	29	
DIV. I NON-CONF.	2- 9	304	0	49	336	256	256	29	29	
TOTALS	RPI 1-25	RPI 26-50	W-L RECORDS	RPI 51-100	RPI 101-150	RPI 150+				
9- 13	0- 0	0- 1	OVERALL	0- 2	0- 3	9- 7				
6- 8	0- 0	0- 0	HOME	0- 1	0- 3	6- 4				
3- 5	0- 0	0- 1	AWAY	0- 1	0- 0	3- 3				
0- 0	0- 0	0- 0	NEUTRAL	0- 0	0- 0	0- 0				
2- 9	0- 0	0- 1	NON-CONFERENCE	0- 2	0- 2	2- 4				
1- 6	0- 0	0- 0	HOME	0- 1	0- 2	1- 3				
1- 3	0- 0	0- 1	AWAY	0- 1	0- 0	1- 1				
0- 0	0- 0	0- 0	NEUTRAL	0- 0	0- 0	0- 0				
7- 4	0- 0	0- 0	CONFERENCE	0- 0	0- 1	7- 3				
5- 2	0- 0	0- 0	HOME	0- 0	0- 1	5- 1				
2- 2	0- 0	0- 0	AWAY	0- 0	0- 0	2- 2				
0- 0	0- 0	0- 0	NEUTRAL	0- 0	0- 0	0- 0				

RPI 1-25			RPI 26-50			RPI 51-100			RPI 101+ Team's RPI: 270		
RPI	S	Opponent	Score	RPI	S	Opponent	Score	RPI	S	Opponent	Score
				43	A	James Madison	64 83	68	A	Boston College	69 109
								98	H	Rider	69 71
								111	H	Bethune-Cookman	55 66
								127	H	William & Mary	52 73
								135	H	Lehigh	38 68
								155	H	Binghamton	66 75
								156	A	N.C. A&T	53 58
								156	H	N.C. A&T	45 69
								165	H	Cornell	51 77
								191	A	Delaware	67 64
								194	A	Norfolk St.	57 65
								200	H	Cleveland St.	49 57
								243	H	Morgan St.	69 61
								271	A	Longwood	62 78
								312	A	N.C. Central	64 60
								312	H	N.C. Central	64 54
								323	H	UMES	72 58
								326	H	Saint Peter's	89 66
								327	H	Coppin St.	72 55
								342	H	Florida A&M	61 53
								349	A	South Carolina St.	76 64
LAST 10 Division I											
				111	H	Bethune-Cookman	55 66	327	H	Coppin St.	72 55
				342	H	Florida A&M	61 53	156	A	N.C. A&T	53 58
				349	A	South Carolina St.	76 64	312	A	N.C. Central	64 60
				194	A	Norfolk St.	57 65	156	H	N.C. A&T	45 69
				323	H	UMES	72 58	312	H	N.C. Central	64 54

Non-Div I Games: Post 67 41 Georgian Court 69 48

Delaware St.

Loss, Non-Conf, S Site, H Home A Away N Neutral

RPI 1-25				RPI 26-50				RPI 51-100				RPI 101+				Team's RPI: 253	
RPI	S	Opponent	Score	RPI	S	Opponent	Score	RPI	S	Opponent	Score	RPI	S	Opponent	Score		
				38	A	South Dakota	61 104	78	A	Colorado	70 96	152	N	Western Mich.	70 79		
				38	H	South Dakota	60 92	87	A	South Dakota St.	72 62	160	N	Akron	72 88		
								87	H	South Dakota St.	79 86	189	H	Southern Utah	81 73		
												195	A	Western Ill.	75 82		
												197	H	Wyoming	71 57		
												210	A	North Dakota	91 81		
												210	H	North Dakota	82 90		
												215	A	Oral Roberts	72 84		
												217	A	UMKC	79 83		
												220	H	Northern Colo.	74 55		
												263	H	Alabama A&M	83 86		
												269	A	Lamar University	59 71		
												292	A	North Dakota St.	80 85		
												292	H	North Dakota St.	91 82		
												304	H	UC Irvine	83 75		
												311	A	Omaha	86 80		
												311	H	Omaha	66 60		
												313	H	Cal Poly	96 66		
												317	H	New Mexico St.	75 78		
												332	H	Purdue Fort Wayne	83 57		
EAST 10 Division I																	
				311	A	Omaha	86 80	292	A	North Dakota St.	80 85						
				87	A	South Dakota St.	72 62	210	A	North Dakota	91 81						
				332	H	Purdue Fort Wayne	83 57	311	H	Omaha	66 60						
				38	H	South Dakota	60 92	195	A	Western Ill.	75 82						
				215	A	Oral Roberts	72 84	87	H	South Dakota St.	79 86						

Denver

Page 69

Detroit Mercy

Through Games Of Feb. 19, 2020

Average RPI Win: 294	WON-LOST	WINNING	LAST 10	STRENGTH OF	OPP. STRENGTH	TEAM	ADJ.	CONF.	ADJ CONF.
Average RPI Loss: 176	RECORD	PCT. RANK	GAMES	SCHEDULE	OF SCHEDULE	RPI	RPI	RPI	RPI
DIV. I ONLY	3- 22	338	2-8	237	264	333	333	22	22
DIV. I NON-CONF.	0- 11	338	0	182	259	333	333	19	19
TOTALS	RPI 1-25	RPI 26-50	W-L RECORDS	RPI 51-100	RPI 101-150	RPI 150+			
3- 22	0- 0	0- 0	OVERALL	0- 4	0- 3	3- 15			
2- 10	0- 0	0- 0	HOME	0- 1	0- 2	2- 7			
1- 10	0- 0	0- 0	AWAY	0- 3	0- 1	1- 6			
0- 2	0- 0	0- 0	NEUTRAL	0- 0	0- 0	0- 2			
0- 11	0- 0	0- 0	NON-CONFERENCE	0- 2	0- 1	0- 8			
0- 5	0- 0	0- 0	HOME	0- 0	0- 1	0- 4			
0- 4	0- 0	0- 0	AWAY	0- 2	0- 0	0- 2			
0- 2	0- 0	0- 0	NEUTRAL	0- 0	0- 0	0- 2			
3- 11	0- 0	0- 0	CONFERENCE	0- 2	0- 2	3- 7			
2- 5	0- 0	0- 0	HOME	0- 1	0- 1	2- 3			
1- 6	0- 0	0- 0	AWAY	0- 1	0- 1	1- 4			
0- 0	0- 0	0- 0	NEUTRAL	0- 0	0- 0	0- 0			

RPI S	Opponent	Score	RPI S	Opponent	Score	RPI S	Opponent	Score	RPI S	Opponent	Score	Team's RPI: 333
						53	A IUPUI	45 82	130	H Loyola Chicago	60 89	
						53	H IUPUI	54 95	138	A Green Bay	45 72	
						92	A Michigan St.	52 110	138	H Green Bay	48 65	
						93	A Butler	60 82	152	A Western Mich.	67 82	
									153	H Valparaiso	58 77	
									158	H Toledo	64 82	
									160	H Akron	60 81	
									164	A Wright St.	61 67	
									173	H Eastern Mich.	70 84	
									183	A Northern Ky.	60 72	
									198	N Tennessee Tech	47 69	
									200	H Cleveland St.	70 59	
									231	H Youngstown St.	47 62	
									239	A Milwaukee	51 76	
									239	H Milwaukee	48 63	
									240	A George Mason	62 75	
									289	A Oakland	60 65	
									289	H Oakland	57 71	
									310	N Sacred Heart	60 66	
									341	A UIC	70 62	
									341	H UIC	58 52	
LAST 10 Division I												
239	A Milwaukee	51 76	183	A Northern Ky.	60 72							
138	A Green Bay	45 72	164	A Wright St.	61 67							
341	H UIC	58 52	231	H Youngstown St.	47 62							
53	H IUPUI	54 95	200	H Cleveland St.	70 59							
289	A Oakland	60 65	138	H Green Bay	48 65							

Non-Div I Games:

Detroit Mercy

Loss, Non-Conf, S Site, H Home A Away N Neutral

Drake

Through Games Of Feb. 19, 2020

Average RPI Win:	157	WON-LOST	WINNING	LAST 10	STRENGTH OF	OPP. STRENGTH	TEAM	ADJ.	CONF.	ADJ CONF.
Average RPI Loss:	27	RECORD	PCT. RANK	GAMES	SCHEDULE	OF SCHEDULE	RPI	RPI	RPI	RPI
DIV. I ONLY	17- 7	56	8-2	65	41	34	34	7	7	
DIV. I NON-CONF.	7- 4	100	0	39	4	36	36	7	7	
TOTALS	RPI 1-25	RPI 26-50	W-L RECORDS	RPI 51-100	RPI 101-150	RPI 150+				
17- 7	0- 3	2- 3	OVERALL	5- 1	2- 0	8- 0				
10- 1	0- 1	2- 0	HOME	3- 0	1- 0	4- 0				
5- 5	0- 2	0- 2	AWAY	2- 1	0- 0	3- 0				
2- 1	0- 0	0- 1	NEUTRAL	0- 0	1- 0	1- 0				
7- 4	0- 1	2- 2	NON-CONFERENCE	1- 1	1- 0	3- 0				
4- 0	0- 0	2- 0	HOME	1- 0	0- 0	1- 0				
1- 3	0- 1	0- 1	AWAY	0- 1	0- 0	1- 0				
2- 1	0- 0	0- 1	NEUTRAL	0- 0	1- 0	1- 0				
10- 3	0- 2	0- 1	CONFERENCE	4- 0	1- 0	5- 0				
6- 1	0- 1	0- 0	HOME	2- 0	1- 0	3- 0				
4- 2	0- 1	0- 1	AWAY	2- 0	0- 0	2- 0				
0- 0	0- 0	0- 0	NEUTRAL	0- 0	0- 0	0- 0				

RPI S	Opponent	Score	RPI S	Opponent	Score	Team's RPI: 34	RPI S	Opponent	Score	RPI S	Opponent	Score
5	A Missouri St.	67 69	36	A Bradley	76 77		57	A Oklahoma	84 93	105	N Auburn	83 82
5	H Missouri St.	83 89	37	N Purdue	47 67		70	H UNI	104 87	130	H Loyola Chicago	80 52
12	A Iowa	67 79	38	A South Dakota	94 102		81	A Southern Ill.	73 65	153	H Valparaiso	87 66
			40	H Creighton	63 53		81	H Southern Ill.	91 76	176	A Northern Ill.	73 49
			44	H Iowa St.	86 81		87	H South Dakota St.	74 67	195	H Western Ill.	94 75
							91	A Illinois St.	69 67	204	N Maine	94 62
										277	A Indiana St.	92 71
										277	H Indiana St.	105 65
										325	A Evansville	66 51
										325	H Evansville	108 44
LAST 10 Division I												
277	A Indiana St.	92 71	153	H Valparaiso	87 66							
325	A Evansville	66 51	36	A Bradley	76 77							
5	H Missouri St.	83 89	91	A Illinois St.	69 67							
81	H Southern Ill.	91 76	325	H Evansville	108 44							
130	H Loyola Chicago	80 52	277	H Indiana St.	105 65							

Non-Div I Games: Waldorf 103 18

Drake

Loss, Non-Conf, S Site, H Home A Away N Neutral

Average RPI Win: 177	WON-LOST	WINNING	LAST 10	STRENGTH OF	OPP. STRENGTH	TEAM	ADJ.	CONF.	ADJ CONF.
Average RPI Loss: 109	RECORD	PCT. RANK	GAMES	SCHEDULE	OF SCHEDULE	RPI	RPI	RPI	RPI
DIV. I ONLY	18- 6	41	10-0	137	112	49	49	14	14
DIV. I NON-CONF.	7- 5	131	0	64	95	84	84	13	13
TOTALS	RPI 1-25	RPI 26-50	W-L RECORDS	RPI 51-100	RPI 101-150	RPI 150+			
18- 6	0- 1	1- 0	OVERALL	1- 2	5- 2	11- 1			
10- 1	0- 0	1- 0	HOME	1- 0	3- 1	5- 0			
8- 4	0- 1	0- 0	AWAY	0- 2	2- 0	6- 1			
0- 1	0- 0	0- 0	NEUTRAL	0- 0	0- 1	0- 0			
7- 5	0- 1	0- 0	NON-CONFERENCE	1- 2	2- 2	4- 0			
5- 1	0- 0	0- 0	HOME	1- 0	2- 1	2- 0			
2- 3	0- 1	0- 0	AWAY	0- 2	0- 0	2- 0			
0- 1	0- 0	0- 0	NEUTRAL	0- 0	0- 1	0- 0			
11- 1	0- 0	1- 0	CONFERENCE	0- 0	3- 0	7- 1			
5- 0	0- 0	1- 0	HOME	0- 0	1- 0	3- 0			
6- 1	0- 0	0- 0	AWAY	0- 0	2- 0	4- 1			
0- 0	0- 0	0- 0	NEUTRAL	0- 0	0- 0	0- 0			

RPI 1-25				RPI 26-50				Team's RPI: 49				RPI 51-100				RPI 101+			
RPI	S	Opponent	Score	RPI	S	Opponent	Score	RPI	S	Opponent	Score	RPI	S	Opponent	Score	RPI	S	Opponent	Score
20	A	DePaul	57 81	43	H	James Madison	70 48	59	A	Penn	49 53	118	H	Pacific	51 58				
								63	A	Bucknell	49 60	119	H	Richmond	58 52				
								99	H	Villanova	54 52	125	A	Northeastern	67 51				
												125	H	Northeastern	50 41				
												127	A	William & Mary	61 54				
												131	H	Davidson	74 63				
												142	N	Buffalo	59 63				
												162	A	Elon	55 53				
												170	H	Towson	59 50				
												184	A	Quinnipiac	66 62				
												191	A	Delaware	52 32				
												191	H	Delaware	63 59				
												192	H	La Salle	69 31				
												204	H	Maine	70 57				
												216	A	Saint Joseph's	62 52				
												252	A	Col. of Charleston	59 73				
												268	A	UNCW	73 72				
												320	A	Hofstra	45 32				
												320	H	Hofstra	74 54				
LAST 10 Division I																			
191	A	Delaware	52 32	127	A	William & Mary	61 54												
125	A	Northeastern	67 51	162	A	Elon	55 53												
320	A	Hofstra	45 32	191	H	Delaware	63 59												
43	H	James Madison	70 48	320	H	Hofstra	74 54												
170	H	Towson	59 50	125	H	Northeastern	50 41												

Non-Div I Games:

Drexel

Duke

Average RPI Win: 114

Average RPI Loss: 57

WON-LOST RECORD

WINNING PCT. RANK

LAST 10 GAMES

STRENGTH OF SCHEDULE

OPP. STRENGTH OF SCHEDULE

TEAM RPI

ADJ. RPI

CONF. RPI

ADJ CONF. RPI

DIV. I ONLY

DIV. I NON-CONF.

15- 10

6- 5

109

151

8-2

0

7

2

38

43

31

24

31

24

5

4

5

4

TOTALS

RPI 1-25

RPI 26-50

W-L RECORDS

RPI 51-100

RPI 101-150

RPI 150+

15- 10

1- 5

2- 1

OVERALL

5- 2

3- 1

4- 1

11- 3

1- 2

2- 0

HOME

3- 0

3- 1

2- 0

4- 7

0- 3

0- 1

AWAY

2- 2

0- 0

2- 1

0- 0

0- 0

0- 0

NEUTRAL

0- 0

0- 0

0- 0

6- 5

0- 3

1- 1

NON-CONFERENCE

1- 1

1- 0

3- 0

5- 1

0- 1

1- 0

HOME

1- 0

1- 0

2- 0

1- 4

0- 2

0- 1

AWAY

0- 1

0- 0

1- 0

0- 0

0- 0

0- 0

NEUTRAL

0- 0

0- 0

0- 0

9- 5

1- 2

1- 0

CONFERENCE

4- 1

2- 1

1- 1

6- 2

1- 1

1- 0

HOME

2- 0

2- 1

0- 0

3- 3

0- 1

0- 0

AWAY

2- 1

0- 0

1- 1

0- 0

0- 0

0- 0

NEUTRAL

0- 0

0- 0

0- 0

RPI 1-25

RPI 26-50

Team's RPI: 31

RPI 51-100

RPI 101+

RPI S Opponent Score

2 A South Carolina 46 89

6 A Louisville 55 60

10 H Northwestern 42 63

14 A Texas A&M 58 79

21 H NC State 60 63

25 H Florida St. 66 64

RPI S Opponent Score

29 A FGCU 56 78

30 H Virginia Tech 72 67

48 H Troy 99 85

RPI S Opponent Score

52 A Virginia 63 66

59 H Penn 66 50

68 H Boston College 85 73

74 H Georgia Tech 58 46

84 A Syracuse 88 58

86 A Nebraska 79 83

90 A Miami (FL) 74 55

RPI S Opponent Score

104 H North Carolina 71 61

113 H Notre Dame 50 47

121 H Wake Forest 58 60

131 H Davidson 82 52

180 H Idaho St. 85 66

205 A UNLV 57 45

207 H High Point 93 57

224 A Clemson 58 62

290 A Pittsburgh 73 56

LAST 10 Division I

25 H Florida St. 66 64

290 A Pittsburgh 73 56

90 A Miami (FL) 74 55

104 H North Carolina 71 61

21 H NC State 60 63

74 H Georgia Tech 58 46

84 A Syracuse 88 58

224 A Clemson 58 62

113 H Notre Dame 50 47

30 H Virginia Tech 72 67

Non-Div I Games:

Duke

[illegible]

Non-Div I Games:

Average RPI Win: 242	WON-LOST	WINNING	LAST 10	STRENGTH OF	OPP. STRENGTH	TEAM	ADJ.	CONF.	ADJ CONF.
Average RPI Loss: 173	RECORD	PCT. RANK	GAMES	SCHEDULE	OF SCHEDULE	RPI	RPI	RPI	RPI
DIV. I ONLY	7- 18	293	3-7	199	277	285	285	27	27
DIV. I NON-CONF.	4- 10	259	0	93	238	222	222	22	22
TOTALS	RPI 1-25	RPI 26-50	W-L RECORDS	RPI 51-100	RPI 101-150	RPI 150+			
7- 18	0- 0	0- 1	OVERALL	0- 2	2- 3	5- 12			
3- 9	0- 0	0- 0	HOME	0- 1	1- 2	2- 6			
4- 9	0- 0	0- 1	AWAY	0- 1	1- 1	3- 6			
0- 0	0- 0	0- 0	NEUTRAL	0- 0	0- 0	0- 0			
4- 10	0- 0	0- 1	NON-CONFERENCE	0- 2	2- 1	2- 6			
2- 5	0- 0	0- 0	HOME	0- 1	1- 1	1- 3			
2- 5	0- 0	0- 1	AWAY	0- 1	1- 0	1- 3			
0- 0	0- 0	0- 0	NEUTRAL	0- 0	0- 0	0- 0			
3- 8	0- 0	0- 0	CONFERENCE	0- 0	0- 2	3- 6			
1- 4	0- 0	0- 0	HOME	0- 0	0- 1	1- 3			
2- 4	0- 0	0- 0	AWAY	0- 0	0- 1	2- 3			
0- 0	0- 0	0- 0	NEUTRAL	0- 0	0- 0	0- 0			

RPI S	Opponent	Score	RPI S	Opponent	Score	RPI S	Opponent	Score	RPI S	Opponent	Score	Team's RPI: 285
48	A Troy	61 79	54	H Tennessee	68 72	106	A Liberty	63 62	121	H Wake Forest	67 60	
			74	A Georgia Tech	48 87	131	H Davidson	60 75	148	A UNC Greensboro	47 63	
						148	H UNC Greensboro	45 65	156	A N.C. A&T	69 80	
						165	A Cornell	43 71	167	A Samford	34 68	
						188	H Radford	43 67	196	H Chattanooga	82 91	
						200	H Cleveland St.	54 62	207	A High Point	62 80	
						211	A Furman	47 67	211	H Furman	62 81	
						237	H South Alabama	65 60	238	A Appalachian St.	67 61	
						245	H UNC Asheville	54 72	282	A Wofford	62 86	
						282	H Wofford	47 76	322	A Mercer	72 66	
						336	A Western Caro.	62 57	336	H Western Caro.	76 49	
LAST 10 Division I												
211	A Furman	47 67	167	A Samford	34 68							
282	A Wofford	62 86	322	A Mercer	72 66							
148	H UNC Greensboro	45 65	282	H Wofford	47 76							
336	H Western Caro.	76 49	211	H Furman	62 81							
196	H Chattanooga	82 91	336	A Western Caro.	62 57							

Non-Div I Games: Converse 73 35

ETSU

■ Loss,
 ■ Non-Conf,
 ■ S Site,
 ■ Home
 ■ A Away
 N Neutral

East Carolina

Through Games Of Feb. 19, 2020

Average RPI Win:	246	WON-LOST	WINNING	LAST 10	STRENGTH OF	OPP. STRENGTH	TEAM	ADJ.	CONF.	ADJ CONF.
Average RPI Loss:	124	RECORD	PCT. RANK	GAMES	SCHEDULE	OF SCHEDULE	RPI	RPI	RPI	RPI
DIV. I ONLY	7- 18	293	4-6	114	115	251	251	9	9	
DIV. I NON-CONF.	3- 10	282	0	79	166	239	239	9	9	
TOTALS	RPI 1-25	RPI 26-50	W-L RECORDS	RPI 51-100	RPI 101-150	RPI 150+				
7- 18	0- 2	0- 2	OVERALL	0- 3	0- 4	7- 7				
5- 7	0- 1	0- 0	HOME	0- 2	0- 1	5- 3				
2- 9	0- 0	0- 1	AWAY	0- 1	0- 3	2- 4				
0- 2	0- 1	0- 1	NEUTRAL	0- 0	0- 0	0- 0				
3- 10	0- 1	0- 1	NON-CONFERENCE	0- 3	0- 4	3- 1				
2- 4	0- 0	0- 0	HOME	0- 2	0- 1	2- 1				
1- 4	0- 0	0- 0	AWAY	0- 1	0- 3	1- 0				
0- 2	0- 1	0- 1	NEUTRAL	0- 0	0- 0	0- 0				
4- 8	0- 1	0- 1	CONFERENCE	0- 0	0- 0	4- 6				
3- 3	0- 1	0- 0	HOME	0- 0	0- 0	3- 2				
1- 5	0- 0	0- 1	AWAY	0- 0	0- 0	1- 4				
0- 0	0- 0	0- 0	NEUTRAL	0- 0	0- 0	0- 0				

RPI	S	Opponent	Score	RPI	S	Opponent	Score	RPI	S	Opponent	Score	RPI	S	Opponent	Score	Team's RPI: 251
7	H	UConn	42 98	41	A	UCF	55 91	51	H	Middle Tenn.	66 68	106	A	Liberty	66 81	
10	N	Northwestern	45 64	50	N	Dayton	68 94	66	H	Charlotte	47 59	110	A	VCU	40 53	
								80	A	Georgia	50 67	121	A	Wake Forest	53 76	
												127	H	William & Mary	68 78	
												159	A	Wichita St.	55 57	
												159	H	Wichita St.	53 61	
												180	A	Memphis	61 57	
												180	H	Memphis	71 65	
												182	A	Houston	63 72	
												182	H	Houston	53 50	
												228	A	SMU	45 53	
												228	H	SMU	47 55	
												247	H	Howard	51 67	
												256	A	Tulsa	56 58	
												256	H	Tulsa	59 42	
												271	A	Longwood	64 61	
												323	H	UMES	57 42	
												330	H	USC Upstate	69 48	
LAST 10 Division I																
256	H	Tulsa	59 42	180	H	Memphis	71 65									
180	A	Memphis	61 57	7	H	UConn	42 98									
228	A	SMU	45 53	256	A	Tulsa	56 58									
182	H	Houston	53 50	182	A	Houston	63 72									
159	A	Wichita St.	55 57	159	H	Wichita St.	53 61									

Non-Div I Games:

East Carolina

Loss, Non-Conf, S Site, H Home A Away N Neutral

Average RPI Win:	265	WON-LOST	WINNING	LAST 10	STRENGTH OF	OPP. STRENGTH	TEAM	ADJ.	CONF.	ADJ CONF.
Average RPI Loss:	155	RECORD	PCT. RANK	GAMES	SCHEDULE	OF SCHEDULE	RPI	RPI	RPI	RPI
DIV. I ONLY	14- 10	122	6-4	340	200	226	226	20	20	
DIV. I NON-CONF.	5- 5	164	0	349	146	305	305	23	23	
TOTALS	RPI 1-25	RPI 26-50	W-L RECORDS	RPI 51-100	RPI 101-150	RPI 150+				
14- 10	0- 0	0- 0	OVERALL	1- 2	0- 3	13- 5				
6- 5	0- 0	0- 0	HOME	1- 0	0- 2	5- 3				
7- 5	0- 0	0- 0	AWAY	0- 2	0- 1	7- 2				
1- 0	0- 0	0- 0	NEUTRAL	0- 0	0- 0	1- 0				
5- 5	0- 0	0- 0	NON-CONFERENCE	0- 0	0- 2	5- 3				
1- 3	0- 0	0- 0	HOME	0- 0	0- 1	1- 2				
3- 2	0- 0	0- 0	AWAY	0- 0	0- 1	3- 1				
1- 0	0- 0	0- 0	NEUTRAL	0- 0	0- 0	1- 0				
9- 5	0- 0	0- 0	CONFERENCE	1- 2	0- 1	8- 2				
5- 2	0- 0	0- 0	HOME	1- 0	0- 1	4- 1				
4- 3	0- 0	0- 0	AWAY	0- 2	0- 0	4- 1				
0- 0	0- 0	0- 0	NEUTRAL	0- 0	0- 0	0- 0				

RPI S	Opponent	Score	RPI S	Opponent	Score	RPI S	Opponent	Score	RPI S	Opponent	Score	Team's RPI: 226
						60	A Belmont	45 69	123	H Southeast Mo. St.	65 77	
						62	A UT Martin	64 88	130	H Loyola Chicago	51 67	
						62	H UT Martin	74 70	136	A Wisconsin	55 63	
									153	H Valparaiso	66 78	
									176	A Northern Ill.	48 61	
									177	A Austin Peay	76 47	
									195	N Western Ill.	60 52	
									198	H Tennessee Tech	62 75	
									236	A Murray St.	87 92	
									266	A Eastern Ky.	83 63	
									266	H Eastern Ky.	85 38	
									272	A Morehead St.	57 51	
									272	H Morehead St.	67 62	
									273	A Lipscomb	66 56	
									274	H Jacksonville St.	55 52	
									277	H Indiana St.	57 59	
									311	H Omaha	65 52	
									325	A Evansville	90 44	
									334	H SIUE	77 71	
									335	A Tennessee St.	73 52	
									341	A UIC	80 45	
LAST 10 Division I												
			62	A UT Martin	64 88	236	A Murray St.	87 92				
			334	H SIUE	77 71	123	H Southeast Mo. St.	65 77				
			272	H Morehead St.	67 62	62	H UT Martin	74 70				
			266	H Eastern Ky.	85 38	198	H Tennessee Tech	62 75				
			177	A Austin Peay	76 47	274	H Jacksonville St.	55 52				

Non-Div I Games: Lindenwood (MO) 88 66

Eastern Ill.

■ Loss,
 ■ Non-Conf, S Site,
 ■ Home
 ■ Away
 N Neutral

Average RPI Win:	267	WON-LOST	WINNING	LAST 10	STRENGTH OF	OPP. STRENGTH	TEAM	ADJ.	CONF.	ADJ CONF.
Average RPI Loss:	165	RECORD	PCT. RANK	GAMES	SCHEDULE	OF SCHEDULE	RPI	RPI	RPI	RPI
DIV. I ONLY	9- 15	252	3-7	275	252	266	266	20	20	
DIV. I NON-CONF.	5- 5	164	0	266	125	194	194	23	23	
TOTALS	RPI 1-25	RPI 26-50	W-L RECORDS	RPI 51-100	RPI 101-150	RPI 150+				
9- 15	0- 0	0- 0	OVERALL	0- 4	0- 2	9- 9				
3- 7	0- 0	0- 0	HOME	0- 1	0- 1	3- 5				
6- 8	0- 0	0- 0	AWAY	0- 3	0- 1	6- 4				
0- 0	0- 0	0- 0	NEUTRAL	0- 0	0- 0	0- 0				
5- 5	0- 0	0- 0	NON-CONFERENCE	0- 2	0- 1	5- 2				
2- 2	0- 0	0- 0	HOME	0- 0	0- 0	2- 2				
3- 3	0- 0	0- 0	AWAY	0- 2	0- 1	3- 0				
0- 0	0- 0	0- 0	NEUTRAL	0- 0	0- 0	0- 0				
4- 10	0- 0	0- 0	CONFERENCE	0- 2	0- 1	4- 7				
1- 5	0- 0	0- 0	HOME	0- 1	0- 1	1- 3				
3- 5	0- 0	0- 0	AWAY	0- 1	0- 0	3- 4				
0- 0	0- 0	0- 0	NEUTRAL	0- 0	0- 0	0- 0				

RPI 1-25				RPI 26-50				RPI 51-100				RPI 101+ Team's RPI: 266					
RPI	S	Opponent	Score	RPI	S	Opponent	Score	RPI	S	Opponent	Score	RPI	S	Opponent	Score		
								53	A	IUPUI	42	72	101	A	Vanderbilt	69	75
								60	A	Belmont	48	68	123	H	Southeast Mo. St.	44	60
								62	H	UT Martin	50	65	177	A	Austin Peay	53	69
								93	A	Butler	41	73	180	A	Memphis	63	60

Non-Div I Games: Alice Lloyd 102 65

Eastern Ky.

Average RPI Win: 220	WON-LOST	WINNING	LAST 10	STRENGTH OF	OPP. STRENGTH	TEAM	ADJ.	CONF.	ADJ CONF.
Average RPI Loss: 112	RECORD	PCT. RANK	GAMES	SCHEDULE	OF SCHEDULE	RPI	RPI	RPI	RPI
DIV. I ONLY	11- 12	190	5-5	195	126	173	173	10	10
DIV. I NON-CONF.	4- 6	212	0	265	230	244	244	10	10
TOTALS	RPI 1-25	RPI 26-50	W-L RECORDS	RPI 51-100	RPI 101-150	RPI 150+			
11- 12	0- 1	0- 2	OVERALL	0- 3	2- 1	9- 5			
5- 5	0- 1	0- 2	HOME	0- 1	1- 0	4- 1			
6- 7	0- 0	0- 0	AWAY	0- 2	1- 1	5- 4			
0- 0	0- 0	0- 0	NEUTRAL	0- 0	0- 0	0- 0			
4- 6	0- 0	0- 1	NON-CONFERENCE	0- 2	1- 0	3- 3			
2- 2	0- 0	0- 1	HOME	0- 1	1- 0	1- 0			
2- 4	0- 0	0- 0	AWAY	0- 1	0- 0	2- 3			
0- 0	0- 0	0- 0	NEUTRAL	0- 0	0- 0	0- 0			
7- 6	0- 1	0- 1	CONFERENCE	0- 1	1- 1	6- 2			
3- 3	0- 1	0- 1	HOME	0- 0	0- 0	3- 1			
4- 3	0- 0	0- 0	AWAY	0- 1	1- 1	3- 1			
0- 0	0- 0	0- 0	NEUTRAL	0- 0	0- 0	0- 0			

RPI 1-25				RPI 26-50				RPI 51-100				RPI 101+ Team's RPI: 173			
RPI	S	Opponent	Score	RPI	S	Opponent	Score	RPI	S	Opponent	Score	RPI	S	Opponent	Score
18	H	Central Mich.	82 89	35	H	Michigan	38 57	61	A	Ball St.	54 59	102	A	Kent St.	74 69
				45	H	Ohio	65 75	81	H	Southern Ill.	54 85	123	H	Southeast Mo. St.	69 64
								92	A	Michigan St.	50 85	142	A	Buffalo	63 66
												152	A	Western Mich.	83 79
												155	A	Binghamton	67 78
												158	A	Toledo	77 62
												159	A	Wichita St.	52 63
												160	A	Akron	81 88
												160	H	Akron	53 64
												176	H	Northern Ill.	62 55
												186	H	Miami (OH)	80 53
												231	A	Youngstown St.	77 79
												257	A	Bowling Green	70 58
												257	H	Bowling Green	78 61
												332	H	Purdue Fort Wayne	64 40
												333	A	Detroit Mercy	84 70
												341	A	UIC	68 59
LAST 10 Division I															
160	H	Akron	53 64	158	A	Toledo	77 62								
257	A	Bowling Green	70 58	176	H	Northern Ill.	62 55								
152	A	Western Mich.	83 79	18	H	Central Mich.	82 89								
45	H	Ohio	65 75	142	A	Buffalo	63 66								
160	A	Akron	81 88	186	H	Miami (OH)	80 53								

Non-Div I Games: Olivet 95 38

Eastern Mich.

■ Loss,
 ■ Non-Conf, S Site,
 ■ Home
 ■ Away
 N Neutral

Average RPI Win:	271	WON-LOST	WINNING	LAST 10	STRENGTH OF	OPP. STRENGTH	TEAM	ADJ.	CONF.	ADJ CONF.
Average RPI Loss:	145	RECORD	PCT. RANK	GAMES	SCHEDULE	OF SCHEDULE	RPI	RPI	RPI	RPI
DIV. I ONLY	2- 20	342	1-9	68	209	306	306	18	18	
DIV. I NON-CONF.	0- 8	338	0	7	154	231	231	17	17	
TOTALS	RPI 1-25	RPI 26-50	W-L RECORDS	RPI 51-100	RPI 101-150	RPI 150+				
2- 20	0- 2	0- 1	OVERALL	0- 2	0- 4	2- 11				
2- 8	0- 0	0- 0	HOME	0- 1	0- 2	2- 5				
0- 11	0- 2	0- 0	AWAY	0- 1	0- 2	0- 6				
0- 1	0- 0	0- 1	NEUTRAL	0- 0	0- 0	0- 0				
0- 8	0- 2	0- 1	NON-CONFERENCE	0- 0	0- 2	0- 3				
0- 2	0- 0	0- 0	HOME	0- 0	0- 1	0- 1				
0- 5	0- 2	0- 0	AWAY	0- 0	0- 1	0- 2				
0- 1	0- 0	0- 1	NEUTRAL	0- 0	0- 0	0- 0				
2- 12	0- 0	0- 0	CONFERENCE	0- 2	0- 2	2- 8				
2- 6	0- 0	0- 0	HOME	0- 1	0- 1	2- 4				
0- 6	0- 0	0- 0	AWAY	0- 1	0- 1	0- 4				
0- 0	0- 0	0- 0	NEUTRAL	0- 0	0- 0	0- 0				

RPI 1-25				RPI 26-50				RPI 51-100				RPI 101+ Team's RPI: 306			
RPI	S	Opponent	Score	RPI	S	Opponent	Score	RPI	S	Opponent	Score	RPI	S	Opponent	Score
9	A	Stanford	27 92	36	N	Bradley	46 66	89	A	Montana St.	47 79	107	H	Boise St.	61 63
13	A	Gonzaga	44 84					89	H	Montana St.	85 89	112	A	Utah	49 87
												120	A	Idaho	60 69
												120	H	Idaho	46 75
												166	A	San Jose St.	66 84
												169	H	Northern Ariz.	62 70
												174	A	Montana	54 92
												174	H	Montana	56 77
												180	H	Idaho St.	47 67
												189	A	Southern Utah	50 71
												190	H	Pepperdine	52 53
												217	A	UMKC	55 66
												220	A	Northern Colo.	42 63
												221	A	Portland St.	58 75
												221	H	Portland St.	79 75
												298	H	Sacramento St.	67 74
												321	H	Weber St.	63 53
LAST 10 Division I															
221	H	Portland St.	79 75	298	H	Sacramento St.	67 74								
120	H	Idaho	46 75	220	A	Northern Colo.	42 63								
89	A	Montana St.	47 79	189	A	Southern Utah	50 71								
174	H	Montana	56 77	89	H	Montana St.	85 89								
169	H	Northern Ariz.	62 70	120	A	Idaho	60 69								

Non-Div I Games: Northwest Chrst. 81 62

Eastern Wash.

Average RPI Win:	258	WON-LOST	WINNING	LAST 10	STRENGTH OF	OPP. STRENGTH	TEAM	ADJ.	CONF.	ADJ CONF.
Average RPI Loss:	92	RECORD	PCT. RANK	GAMES	SCHEDULE	OF SCHEDULE	RPI	RPI	RPI	RPI
DIV. I ONLY	11- 12	190	5-5	153	158	162	162	14	14	
DIV. I NON-CONF.	4- 6	212	0	45	220	126	126	13	13	
TOTALS	RPI 1-25	RPI 26-50	W-L RECORDS	RPI 51-100	RPI 101-150	RPI 150+				
11- 12	0- 1	0- 2	OVERALL	0- 3	0- 5	11- 1				
5- 5	0- 0	0- 1	HOME	0- 0	0- 3	5- 1				
6- 5	0- 1	0- 1	AWAY	0- 1	0- 2	6- 0				
0- 2	0- 0	0- 0	NEUTRAL	0- 2	0- 0	0- 0				
4- 6	0- 1	0- 0	NON-CONFERENCE	0- 3	0- 2	4- 0				
2- 1	0- 0	0- 0	HOME	0- 0	0- 1	2- 0				
2- 3	0- 1	0- 0	AWAY	0- 1	0- 1	2- 0				
0- 2	0- 0	0- 0	NEUTRAL	0- 2	0- 0	0- 0				
7- 6	0- 0	0- 2	CONFERENCE	0- 0	0- 3	7- 1				
3- 4	0- 0	0- 1	HOME	0- 0	0- 2	3- 1				
4- 2	0- 0	0- 1	AWAY	0- 0	0- 1	4- 0				
0- 0	0- 0	0- 0	NEUTRAL	0- 0	0- 0	0- 0				

RPI S	Opponent	Score	RPI S	Opponent	Score	RPI S	Opponent	Score	RPI S	Opponent	Score	Team's RPI: 162
21	A NC State	49 62	43	A James Madison	48 61	53	N IUPUI	53 59	104	A North Carolina	46 76	
			49	H Drexel	53 55	64	A Marist	55 63	121	H Wake Forest	57 69	
						83	N Coastal Caro.	65 76	125	A Northeastern	65 68	
									125	H Northeastern	45 69	
									127	H William & Mary	77 84	
									170	A Towson	74 61	
									191	H Delaware	56 65	
									205	A UNLV	50 44	
									211	A Furman	87 76	
									238	H Appalachian St.	67 66	
									252	A Col. of Charleston	85 57	
									252	H Col. of Charleston	90 48	
									268	A UNCW	60 57	
									268	H UNCW	77 53	
									320	A Hofstra	69 56	
									320	H Hofstra	67 50	
									336	H Western Caro.	68 24	
LAST 10 Division I												
125	H Northeastern	45 69	191	H Delaware	56 65							
320	H Hofstra	67 50	49	H Drexel	53 55							
252	A Col. of Charleston	85 57	320	A Hofstra	69 56							
268	A UNCW	60 57	125	A Northeastern	65 68							
127	H William & Mary	77 84	268	H UNCW	77 53							

Non-Div I Games: Newberry 73 53

Elon

Evansville

Through Games Of Feb. 19, 2020

Average RPI Win:	290	WON-LOST	WINNING	LAST 10	STRENGTH OF	OPP. STRENGTH	TEAM	ADJ.	CONF.	ADJ CONF.
Average RPI Loss:	146	RECORD	PCT. RANK	GAMES	SCHEDULE	OF SCHEDULE	RPI	RPI	RPI	RPI
DIV. I ONLY	2- 21	343	0-10	170	170	325	325	7	7	
DIV. I NON-CONF.	2- 8	295	0	337	339	346	346	7	7	
TOTALS	RPI 1-25	RPI 26-50	W-L RECORDS	RPI 51-100	RPI 101-150	RPI 150+				
2- 21	0- 1	0- 3	OVERALL	0- 4	0- 3	2- 10				
2- 8	0- 1	0- 1	HOME	0- 2	0- 1	2- 3				
0- 13	0- 0	0- 2	AWAY	0- 2	0- 2	0- 7				
0- 0	0- 0	0- 0	NEUTRAL	0- 0	0- 0	0- 0				
2- 8	0- 0	0- 0	NON-CONFERENCE	0- 0	0- 1	2- 7				
2- 2	0- 0	0- 0	HOME	0- 0	0- 0	2- 2				
0- 6	0- 0	0- 0	AWAY	0- 0	0- 1	0- 5				
0- 0	0- 0	0- 0	NEUTRAL	0- 0	0- 0	0- 0				
0- 13	0- 1	0- 3	CONFERENCE	0- 4	0- 2	0- 3				
0- 6	0- 1	0- 1	HOME	0- 2	0- 1	0- 1				
0- 7	0- 0	0- 2	AWAY	0- 2	0- 1	0- 2				
0- 0	0- 0	0- 0	NEUTRAL	0- 0	0- 0	0- 0				

RPI 1-25				RPI 26-50				RPI 51-100				RPI 101+ Team's RPI: 325			
RPI	S	Opponent	Score	RPI	S	Opponent	Score	RPI	S	Opponent	Score	RPI	S	Opponent	Score
5	H	Missouri St.	55 81	34	A	Drake	44 108	70	A	UNI	60 76	123	A	Southeast Mo. St.	60 83
				34	H	Drake	51 66	70	H	UNI	49 67	130	A	Loyola Chicago	47 77
				36	A	Bradley	51 82	81	H	Southern Ill.	57 70	130	H	Loyola Chicago	61 71
								91	A	Illinois St.	58 81	153	A	Valparaiso	54 72
												153	H	Valparaiso	66 88
												177	A	Austin Peay	64 80
												179	A	Illinois	44 59
												186	A	Miami (OH)	64 72
												226	H	Eastern Ill.	44 90
												234	H	Marshall	66 62
												236	H	Murray St.	59 61
												277	A	Indiana St.	58 68
												332	A	Purdue Fort Wayne	64 67
												334	A	SIUE	74 85
												346	H	Chicago St.	76 42
LAST 10 Division I															
70	H	UNI	49 67	5	H	Missouri St.	55 81								
34	H	Drake	51 66	81	H	Southern Ill.	57 70								
130	A	Loyola Chicago	47 77	34	A	Drake	44 108								
153	A	Valparaiso	54 72	70	A	UNI	60 76								
277	A	Indiana St.	58 68	153	H	Valparaiso	66 88								

Non-Div I Games: Brescia 77 61

Evansville

Loss, Non-Conf, S Site, H Home A Away N Neutral

Average RPI Win:	175	WON-LOST	WINNING	LAST 10	STRENGTH OF	OPP. STRENGTH	TEAM	ADJ.	CONF.	ADJ CONF.
Average RPI Loss:	22	RECORD	PCT. RANK	GAMES	SCHEDULE	OF SCHEDULE	RPI	RPI	RPI	RPI
DIV. I ONLY	23- 2	7	10-0	158	92	29	29	16	16	
DIV. I NON-CONF.	10- 2	29	0	94	21	27	27	14	14	
TOTALS	RPI 1-25	RPI 26-50	W-L RECORDS	RPI 51-100	RPI 101-150	RPI 150+				
23- 2	0- 1	2- 1	OVERALL	3- 0	5- 0	13- 0				
9- 1	0- 0	2- 1	HOME	0- 0	2- 0	5- 0				
10- 1	0- 1	0- 0	AWAY	1- 0	2- 0	7- 0				
4- 0	0- 0	0- 0	NEUTRAL	2- 0	1- 0	1- 0				
10- 2	0- 1	2- 1	NON-CONFERENCE	3- 0	1- 0	4- 0				
3- 1	0- 0	2- 1	HOME	0- 0	0- 0	1- 0				
3- 1	0- 1	0- 0	AWAY	1- 0	0- 0	2- 0				
4- 0	0- 0	0- 0	NEUTRAL	2- 0	1- 0	1- 0				
13- 0	0- 0	0- 0	CONFERENCE	0- 0	4- 0	9- 0				
6- 0	0- 0	0- 0	HOME	0- 0	2- 0	4- 0				
7- 0	0- 0	0- 0	AWAY	0- 0	2- 0	5- 0				
0- 0	0- 0	0- 0	NEUTRAL	0- 0	0- 0	0- 0				

RPI 1-25				RPI 26-50				Team's RPI: 29		RPI 51-100				RPI 101+			
RPI	S	Opponent	Score	RPI	S	Opponent	Score			RPI	S	Opponent	Score	RPI	S	Opponent	Score
16	A	Princeton	53 67	28	H	LSU	63 74			71	N	South Fla.	81 77	106	A	Liberty	74 65
				31	H	Duke	78 56			73	A	Temple	93 67	106	H	Liberty	64 57
				41	H	UCF	72 50			87	N	South Dakota St.	71 70	113	N	Notre Dame	69 60
														122	A	North Florida	72 50
														122	H	North Florida	76 65
														163	A	North Ala.	74 63
														172	A	Jacksonville	81 68
														182	A	Houston	57 45
														212	A	Stetson	89 47
														212	H	Stetson	67 54
														213	A	Kennesaw St.	89 64
														213	H	Kennesaw St.	80 63
														254	N	Saint Francis (PA)	97 64
														273	A	Lipscomb	78 45
														273	H	Lipscomb	82 56
														297	A	FIU	100 54
														331	H	NJIT	82 39
														348	H	Central Conn. St.	94 60
LAST 10 Division I																	
				213	A	Kennesaw St.	89 64			106	A	Liberty	74 65				
				273	A	Lipscomb	78 45			331	H	NJIT	82 39				
				212	H	Stetson	67 54			213	H	Kennesaw St.	80 63				
				122	H	North Florida	76 65			163	A	North Ala.	74 63				
				172	A	Jacksonville	81 68			122	A	North Florida	72 50				

Non-Div I Games: Webber Int'l 99 48 Fla. Memorial 91 47 Johnson & Wales (FL89 56

FGCU

Loss, Non-Conf, S Site, H Home A Away N Neutral

Average RPI Win:	290	WON-LOST	WINNING	LAST 10	STRENGTH OF	OPP. STRENGTH	TEAM	ADJ.	CONF.	ADJ CONF.
Average RPI Loss:	150	RECORD	PCT. RANK	GAMES	SCHEDULE	OF SCHEDULE	RPI	RPI	RPI	RPI
DIV. I ONLY	5- 19	317	1-9	148	213	297	297	13	13	
DIV. I NON-CONF.	3- 8	268	0	217	337	304	304	15	15	
TOTALS	RPI 1-25	RPI 26-50	W-L RECORDS	RPI 51-100	RPI 101-150	RPI 150+				
5- 19	0- 0	0- 3	OVERALL	0- 3	0- 3	5- 10				
2- 13	0- 0	0- 2	HOME	0- 2	0- 2	2- 7				
3- 6	0- 0	0- 1	AWAY	0- 1	0- 1	3- 3				
0- 0	0- 0	0- 0	NEUTRAL	0- 0	0- 0	0- 0				
3- 8	0- 0	0- 1	NON-CONFERENCE	0- 0	0- 2	3- 5				
1- 7	0- 0	0- 1	HOME	0- 0	0- 2	1- 4				
2- 1	0- 0	0- 0	AWAY	0- 0	0- 0	2- 1				
0- 0	0- 0	0- 0	NEUTRAL	0- 0	0- 0	0- 0				
2- 11	0- 0	0- 2	CONFERENCE	0- 3	0- 1	2- 5				
1- 6	0- 0	0- 1	HOME	0- 2	0- 0	1- 3				
1- 5	0- 0	0- 1	AWAY	0- 1	0- 1	1- 2				
0- 0	0- 0	0- 0	NEUTRAL	0- 0	0- 0	0- 0				

RPI S	Opponent	Score	RPI S	Opponent	Score	RPI S	Opponent	Score	RPI S	Opponent	Score	Team's RPI: 297
26	H Old Dominion	39 66	51	A Middle Tenn.	56 72	111	H Bethune-Cookman	60 65				
29	H FGCU	54 100	66	H Charlotte	50 64	122	H North Florida	49 64				
32	A Western Ky.	51 71	82	H Rice	47 68	126	A UAB	58 71				
						172	A Jacksonville	52 77				
						177	H Austin Peay	56 58				
						183	H Northern Ky.	45 67				
						193	H Fla. Atlantic	61 64				
						208	H Southern Miss.	53 58				
						218	H Brown	57 72				
						219	A UTEP	34 64				
						234	A Marshall	68 65				
						244	H Louisiana Tech	44 68				
						250	H North Texas	58 56				
						289	H Oakland	49 58				
						303	A UTSA	45 60				
						309	A Georgia St.	70 63				
						312	A N.C. Central	59 58				
						345	H Grambling	56 55				
LAST 10 Division I												
208	H Southern Miss.	53 58	66	H Charlotte	50 64							
244	H Louisiana Tech	44 68	26	H Old Dominion	39 66							
193	H Fla. Atlantic	61 64	51	A Middle Tenn.	56 72							
32	A Western Ky.	51 71	126	A UAB	58 71							
234	A Marshall	68 65	82	H Rice	47 68							

Non-Div I Games:

FIU

■ Loss,
 ■ Non-Conf,
 ■ S Site,
 ■ H Home
 ■ A Away
 N Neutral

Fairfield

Through Games Of Feb. 19, 2020

Average RPI Win:	270	WON-LOST	WINNING	LAST 10	STRENGTH OF	OPP. STRENGTH	TEAM	ADJ.	CONF.	ADJ CONF.
Average RPI Loss:	177	RECORD	PCT. RANK	GAMES	SCHEDULE	OF SCHEDULE	RPI	RPI	RPI	RPI
DIV. I ONLY	12- 11	163	5-5	341	204	246	246	24	24	
DIV. I NON-CONF.	3- 6	235	0	324	76	306	306	25	25	
TOTALS	RPI 1-25	RPI 26-50	W-L RECORDS	RPI 51-100	RPI 101-150	RPI 150+				
12- 11	0- 0	0- 0	OVERALL	1- 4	0- 0	11- 7				
7- 3	0- 0	0- 0	HOME	1- 0	0- 0	6- 3				
5- 8	0- 0	0- 0	AWAY	0- 4	0- 0	5- 4				
0- 0	0- 0	0- 0	NEUTRAL	0- 0	0- 0	0- 0				
3- 6	0- 0	0- 0	NON-CONFERENCE	0- 3	0- 0	3- 3				
2- 2	0- 0	0- 0	HOME	0- 0	0- 0	2- 2				
1- 4	0- 0	0- 0	AWAY	0- 3	0- 0	1- 1				
0- 0	0- 0	0- 0	NEUTRAL	0- 0	0- 0	0- 0				
9- 5	0- 0	0- 0	CONFERENCE	1- 1	0- 0	8- 4				
5- 1	0- 0	0- 0	HOME	1- 0	0- 0	4- 1				
4- 4	0- 0	0- 0	AWAY	0- 1	0- 0	4- 3				
0- 0	0- 0	0- 0	NEUTRAL	0- 0	0- 0	0- 0				

RPI 1-25				RPI 26-50				RPI 51-100				RPI 101+				Team's RPI: 246	
RPI	S	Opponent	Score	RPI	S	Opponent	Score	RPI	S	Opponent	Score	RPI	S	Opponent	Score		
								64	H	Marist	52 48	171	H	Dartmouth	51	52	
								65	A	Seton Hall	44 74	175	A	Rhode Island	41	74	
								67	A	St. John's (NY)	69 71	184	A	Quinnipiac	62	76	
								73	A	Temple	59 77	218	H	Brown	44	58	
								98	A	Rider	52 60	223	H	Manhattan	87 47		
												229	A	Iona	52 40		
												229	H	Iona	52 59		
												265	A	Niagara	77 65		
												275	A	Siena	65 35		
												279	A	Monmouth	40 39		
												279	H	Monmouth	49 38		
												301	H	Navy	66 52		
												320	H	Hofstra	73 64		
												326	A	Saint Peter's	63 66		
												326	H	Saint Peter's	67 48		
												337	A	LIU Brooklyn	53 51		
												340	A	Canisius	63 70		
												340	H	Canisius	72 70		
LAST 10 Division I																	
				326	A	Saint Peter's	63 66			64	H	Marist	52 48				
				229	H	Iona	52 59			98	A	Rider	52 60				
				279	A	Monmouth	40 39			184	A	Quinnipiac	62 76				
				340	A	Canisius	63 70			223	H	Manhattan	87 47				
				265	A	Niagara	77 65			229	A	Iona	52 40				

Non-Div I Games:

Fairfield

■ Loss,
■ Non-Conf,
■ S Site,
■ H Home
■ A Away
N Neutral

Average RPI Win: 309		WON-LOST	WINNING	LAST 10	STRENGTH OF	OPP. STRENGTH	TEAM	ADJ.	CONF.	ADJ CONF.
Average RPI Loss: 235		RECORD	PCT. RANK	GAMES	SCHEDULE	OF SCHEDULE	RPI	RPI	RPI	RPI
DIV. I ONLY		9- 15	252	4-6	349	342	319	319	30	30
DIV. I NON-CONF.		3- 8	268	0	340	326	330	330	30	30
TOTALS		RPI 1-25	RPI 26-50	W-L RECORDS	RPI 51-100	RPI 101-150	RPI 150+			
9- 15	0- 0		0- 0	OVERALL	0- 0	0- 1	9- 14			
4- 7	0- 0		0- 0	HOME	0- 0	0- 0	4- 7			
5- 8	0- 0		0- 0	AWAY	0- 0	0- 1	5- 7			
0- 0	0- 0		0- 0	NEUTRAL	0- 0	0- 0	0- 0			
3- 8	0- 0		0- 0	NON-CONFERENCE	0- 0	0- 0	3- 8			
1- 4	0- 0		0- 0	HOME	0- 0	0- 0	1- 4			
2- 4	0- 0		0- 0	AWAY	0- 0	0- 0	2- 4			
0- 0	0- 0		0- 0	NEUTRAL	0- 0	0- 0	0- 0			
6- 7	0- 0		0- 0	CONFERENCE	0- 0	0- 1	6- 6			
3- 3	0- 0		0- 0	HOME	0- 0	0- 0	3- 3			
3- 4	0- 0		0- 0	AWAY	0- 0	0- 1	3- 3			
0- 0	0- 0		0- 0	NEUTRAL	0- 0	0- 0	0- 0			

[illegible]

Non-Div I Games:

Fairleigh Dickinson

Loss, Non-Conf, S Site, H Home A Away N Neutral

Fla. Atlantic

Through Games Of Feb. 19, 2020

Average RPI Win:	232	WON-LOST	WINNING	LAST 10	STRENGTH OF	OPP. STRENGTH	TEAM	ADJ.	CONF.	ADJ CONF.
Average RPI Loss:	118	RECORD	PCT. RANK	GAMES	SCHEDULE	OF SCHEDULE	RPI	RPI	RPI	RPI
DIV. I ONLY	11- 13	198	4-6	146	145	193	193	13	13	
DIV. I NON-CONF.	6- 5	151	0	198	184	183	183	15	15	
TOTALS	RPI 1-25	RPI 26-50	W-L RECORDS	RPI 51-100	RPI 101-150	RPI 150+				
11- 13	0- 1	0- 2	OVERALL	1- 3	1- 3	9- 4				
7- 6	0- 0	0- 1	HOME	1- 2	0- 1	6- 2				
4- 7	0- 1	0- 1	AWAY	0- 1	1- 2	3- 2				
0- 0	0- 0	0- 0	NEUTRAL	0- 0	0- 0	0- 0				
6- 5	0- 1	0- 0	NON-CONFERENCE	0- 1	1- 2	5- 1				
4- 3	0- 0	0- 0	HOME	0- 1	0- 1	4- 1				
2- 2	0- 1	0- 0	AWAY	0- 0	1- 1	1- 0				
0- 0	0- 0	0- 0	NEUTRAL	0- 0	0- 0	0- 0				
5- 8	0- 0	0- 2	CONFERENCE	1- 2	0- 1	4- 3				
3- 3	0- 0	0- 1	HOME	1- 1	0- 0	2- 1				
2- 5	0- 0	0- 1	AWAY	0- 1	0- 1	2- 2				
0- 0	0- 0	0- 0	NEUTRAL	0- 0	0- 0	0- 0				

RPI 1-25				RPI 26-50				RPI 51-100				RPI 101+ Team's RPI: 193			
RPI	S	Opponent	Score	RPI	S	Opponent	Score	RPI	S	Opponent	Score	RPI	S	Opponent	Score
12	A	Iowa	53 85	26	H	Old Dominion	63 75	51	A	Middle Tenn.	66 81	115	H	Kansas	60 90
				32	A	Western Ky.	59 68	66	H	Charlotte	65 44	119	A	Richmond	55 57
								82	H	Rice	69 78	126	A	UAB	73 92
								100	H	Harvard	51 65	141	A	Hampton	64 63
												152	A	Western Mich.	80 79
												208	H	Southern Miss.	67 71
												211	H	Furman	63 69
												214	H	Little Rock	79 72
												219	A	UTEP	65 96
												234	A	Marshall	75 85
												244	H	Louisiana Tech	77 75
												250	H	North Texas	84 78
												259	H	Loyola Maryland	72 61
												275	H	Siena	83 39
												297	A	FIU	64 61
												303	A	UTSA	80 53
												348	H	Central Conn. St.	72 54
LAST 10 Division I															
244	H	Louisiana Tech	77 75	26	H	Old Dominion	63 75	66	H	Charlotte	65 44				
208	H	Southern Miss.	67 71					126	A	UAB	73 92				
297	A	FIU	64 61					51	A	Middle Tenn.	66 81				
234	A	Marshall	75 85					250	H	North Texas	84 78				
32	A	Western Ky.	59 68												

Non-Div I Games:

Fla. Atlantic

Loss, Non-Conf, S Site, H Home A Away N Neutral

Average RPI Win:	219	WON-LOST	WINNING	LAST 10	STRENGTH OF	OPP. STRENGTH	TEAM	ADJ.	CONF.	ADJ CONF.
Average RPI Loss:	48	RECORD	PCT. RANK	GAMES	SCHEDULE	OF SCHEDULE	RPI	RPI	RPI	RPI
DIV. I ONLY	14- 11	140	4-6	143	57	133	133	4	4	
DIV. I NON-CONF.	9- 4	84	0	318	164	196	196	5	5	
TOTALS	RPI 1-25	RPI 26-50	W-L RECORDS	RPI 51-100	RPI 101-150	RPI 150+				
14- 11	1- 5	0- 2	OVERALL	0- 2	4- 2	9- 0				
8- 6	0- 3	0- 1	HOME	0- 2	2- 0	6- 0				
5- 4	1- 2	0- 1	AWAY	0- 0	2- 1	2- 0				
1- 1	0- 0	0- 0	NEUTRAL	0- 0	0- 1	1- 0				
9- 4	0- 2	0- 0	NON-CONFERENCE	0- 0	1- 2	8- 0				
6- 2	0- 2	0- 0	HOME	0- 0	1- 0	5- 0				
2- 1	0- 0	0- 0	AWAY	0- 0	0- 1	2- 0				
1- 1	0- 0	0- 0	NEUTRAL	0- 0	0- 1	1- 0				
5- 7	1- 3	0- 2	CONFERENCE	0- 2	3- 0	1- 0				
2- 4	0- 1	0- 1	HOME	0- 2	1- 0	1- 0				
3- 3	1- 2	0- 1	AWAY	0- 0	2- 0	0- 0				
0- 0	0- 0	0- 0	NEUTRAL	0- 0	0- 0	0- 0				

RPI 1-25				RPI 26-50				RPI 51-100				RPI 101+ Team's RPI: 133			
RPI	S	Opponent	Score	RPI	S	Opponent	Score	RPI	S	Opponent	Score	RPI	S	Opponent	Score
11	A	Mississippi St.	47 93	28	H	LSU	68 77	54	H	Tennessee	50 78	101	H	Vanderbilt	68 60
14	A	Texas A&M	42 69	39	A	Arkansas	57 79	80	H	Georgia	43 49	105	A	Auburn	83 63
19	H	Indiana	49 73									115	A	Kansas	66 76
23	A	Kentucky	70 62									121	N	Wake Forest	68 73
23	H	Kentucky	45 65									131	H	Davidson	55 50
25	H	Florida St.	55 66									139	A	Missouri	75 67
												167	H	Samford	84 48
												249	N	Xavier	67 64
												271	H	Longwood	71 54
												281	H	Ole Miss	74 72
												284	A	Prairie View	51 44
												307	H	Presbyterian	60 46
												322	H	Mercer	71 50
												342	H	Florida A&M	84 40
												345	A	Grambling	72 65
LAST 10 Division I															
139	A	Missouri	75 67	39	A	Arkansas	57 79	14	A	Texas A&M	42 69				
281	H	Ole Miss	74 72	80	H	Georgia	43 49	54	H	Tennessee	50 78				
23	A	Kentucky	70 62	23	H	Kentucky	45 65	105	A	Auburn	83 63				
28	H	LSU	68 77												

Non-Div I Games:

Florida

■ Loss,
■ Non-Conf,
■ S Site,
■ H Home
■ A Away
N Neutral

Average RPI Win:	333	WON-LOST	WINNING	LAST 10	STRENGTH OF	OPP. STRENGTH	TEAM	ADJ.	CONF.	ADJ CONF.
Average RPI Loss:	225	RECORD	PCT. RANK	GAMES	SCHEDULE	OF SCHEDULE	RPI	RPI	RPI	RPI
DIV. I ONLY	3- 19	327	3-7	309	351	342	342	29	29	
DIV. I NON-CONF.	0- 9	338	0	277	349	349	349	29	29	
TOTALS	RPI 1-25	RPI 26-50	W-L RECORDS	RPI 51-100	RPI 101-150	RPI 150+				
3- 19	0- 0	0- 1	OVERALL	0- 0	0- 3	3- 15				
1- 7	0- 0	0- 0	HOME	0- 0	0- 1	1- 6				
2- 12	0- 0	0- 1	AWAY	0- 0	0- 2	2- 9				
0- 0	0- 0	0- 0	NEUTRAL	0- 0	0- 0	0- 0				
0- 9	0- 0	0- 1	NON-CONFERENCE	0- 0	0- 2	0- 6				
0- 2	0- 0	0- 0	HOME	0- 0	0- 0	0- 2				
0- 7	0- 0	0- 1	AWAY	0- 0	0- 2	0- 4				
0- 0	0- 0	0- 0	NEUTRAL	0- 0	0- 0	0- 0				
3- 10	0- 0	0- 0	CONFERENCE	0- 0	0- 1	3- 9				
1- 5	0- 0	0- 0	HOME	0- 0	0- 1	1- 4				
2- 5	0- 0	0- 0	AWAY	0- 0	0- 0	2- 5				
0- 0	0- 0	0- 0	NEUTRAL	0- 0	0- 0	0- 0				

RPI 1-25				RPI 26-50				RPI 51-100				RPI 101+ Team's RPI: 342			
RPI	S	Opponent	Score	RPI	S	Opponent	Score	RPI	S	Opponent	Score	RPI	S	Opponent	Score
28	A	LSU	45 73									111	H	Bethune-Cookman	57 78
												133	A	Florida	40 84
												147	A	Texas Tech	60 98
												156	A	N.C. A&T	44 71
												156	H	N.C. A&T	49 66
												172	H	Jacksonville	54 88
												194	A	Norfolk St.	51 59
												243	H	Morgan St.	47 59
												247	A	Howard	58 72
												247	H	Howard	56 82
												263	H	Alabama A&M	53 77
												270	A	Delaware St.	53 61
												274	A	Jacksonville St.	67 72
												312	A	N.C. Central	57 66
												312	H	N.C. Central	70 71
												323	A	UMES	81 71
												327	H	Coppin St.	58 48
												329	A	Alcorn	42 58
												330	A	USC Upstate	61 74
												349	A	South Carolina St.	44 39
												351	A	Mississippi Val.	70 71
LAST 10 Division I															
323	A	UMES	81 71	194	A	Norfolk St.	51 59								
270	A	Delaware St.	53 61	247	A	Howard	58 72								
156	H	N.C. A&T	49 66	312	H	N.C. Central	70 71								
247	H	Howard	56 82	349	A	South Carolina St.	44 39								
111	H	Bethune-Cookman	57 78	327	H	Coppin St.	58 48								

Non-Div I Games: Johnson (FL) 102 40 Trinity Baptist 103 54

Florida A&M

■ Loss,
 ■ Non-Conf, S Site,
 ■ Home
 ■ Away
 N Neutral

Average RPI Win:	126	WON-LOST	WINNING	LAST 10	STRENGTH OF	OPP. STRENGTH	TEAM	ADJ.	CONF.	ADJ CONF.
Average RPI Loss:	56	RECORD	PCT. RANK	GAMES	SCHEDULE	OF SCHEDULE	RPI	RPI	RPI	RPI
DIV. I ONLY	20- 5	30	6-4	63	27	25	25	5	5	
DIV. I NON-CONF.	11- 0	1	0	124	49	11	11	4	4	
TOTALS	RPI 1-25	RPI 26-50	W-L RECORDS	RPI 51-100	RPI 101-150	RPI 150+				
20- 5	2- 1	3- 1	OVERALL	5- 3	4- 0	6- 0				
10- 2	0- 0	1- 0	HOME	4- 2	2- 0	3- 0				
8- 3	1- 1	1- 1	AWAY	1- 1	2- 0	3- 0				
2- 0	1- 0	1- 0	NEUTRAL	0- 0	0- 0	0- 0				
11- 0	1- 0	2- 0	NON-CONFERENCE	2- 0	2- 0	4- 0				
6- 0	0- 0	0- 0	HOME	2- 0	1- 0	3- 0				
3- 0	0- 0	1- 0	AWAY	0- 0	1- 0	1- 0				
2- 0	1- 0	1- 0	NEUTRAL	0- 0	0- 0	0- 0				
9- 5	1- 1	1- 1	CONFERENCE	3- 3	2- 0	2- 0				
4- 2	0- 0	1- 0	HOME	2- 2	1- 0	0- 0				
5- 3	1- 1	0- 1	AWAY	1- 1	1- 0	2- 0				
0- 0	0- 0	0- 0	NEUTRAL	0- 0	0- 0	0- 0				

RPI 1-25				RPI 26-50				RPI 51-100				RPI 101+			
RPI	S	Opponent	Score	RPI	S	Opponent	Score	RPI	S	Opponent	Score	RPI	S	Opponent	Score
6	A	Louisville	67 59	28	A	LSU	70 62	52	H	Virginia	63 55	104	H	North Carolina	78 64
14	N	Texas A&M	80 58	30	H	Virginia Tech	86 62	67	H	St. John's (NY)	74 70	121	A	Wake Forest	70 65
21	A	NC State	51 68	31	A	Duke	64 66	68	H	Boston College	56 65	122	H	North Florida	70 41
				35	N	Michigan	79 69	74	H	Georgia Tech	52 67	133	A	Florida	66 55
								84	A	Syracuse	89 90	167	H	Samford	88 59
								90	A	Miami (FL)	73 62	172	H	Jacksonville	75 41
								90	H	Miami (FL)	79 61	224	A	Clemson	81 64
								92	H	Michigan St.	78 68	290	A	Pittsburgh	66 41
												341	A	UIC	86 42
												344	H	Charleston So.	88 36
LAST 10 Division I															
				31	A	Duke	64 66	90	H	Miami (FL)	79 61				
				52	H	Virginia	63 55	121	A	Wake Forest	70 65				
				6	A	Louisville	67 59	21	A	NC State	51 68				
				290	A	Pittsburgh	66 41	104	H	North Carolina	78 64				
				68	H	Boston College	56 65	74	H	Georgia Tech	52 67				

Non-Div I Games:

Florida St.

Average RPI Win:	173	WON-LOST	WINNING	LAST 10	STRENGTH OF	OPP. STRENGTH	TEAM	ADJ.	CONF.	ADJ CONF.
Average RPI Loss:	109	RECORD	PCT. RANK	GAMES	SCHEDULE	OF SCHEDULE	RPI	RPI	RPI	RPI
DIV. I ONLY	17- 9	75	7-3	149	97	94	94	12	12	
DIV. I NON-CONF.	8- 5	117	0	175	94	133	133	12	12	
TOTALS	RPI 1-25	RPI 26-50	W-L RECORDS	RPI 51-100	RPI 101-150	RPI 150+				
17- 9	0- 0	0- 2	OVERALL	2- 2	5- 4	10- 1				
11- 2	0- 0	0- 0	HOME	1- 1	2- 1	8- 0				
5- 6	0- 0	0- 1	AWAY	1- 1	2- 3	2- 1				
1- 1	0- 0	0- 1	NEUTRAL	0- 0	1- 0	0- 0				
8- 5	0- 0	0- 1	NON-CONFERENCE	1- 1	2- 2	5- 1				
5- 2	0- 0	0- 0	HOME	0- 1	1- 1	4- 0				
2- 2	0- 0	0- 0	AWAY	1- 0	0- 1	1- 1				
1- 1	0- 0	0- 1	NEUTRAL	0- 0	1- 0	0- 0				
9- 4	0- 0	0- 1	CONFERENCE	1- 1	3- 2	5- 0				
6- 0	0- 0	0- 0	HOME	1- 0	1- 0	4- 0				
3- 4	0- 0	0- 1	AWAY	0- 1	2- 2	1- 0				
0- 0	0- 0	0- 0	NEUTRAL	0- 0	0- 0	0- 0				

RPI 1-25				RPI 26-50				RPI 51-100				Team's RPI: 94	RPI 101+			
RPI	S	Opponent	Score	RPI	S	Opponent	Score	RPI	S	Opponent	Score		RPI	S	Opponent	Score
				39	N	Arkansas	59 71	66	A	Charlotte	76 51		110	A	VCU	52 62
				50	A	Dayton	44 48	88	A	Saint Louis	49 59		113	H	Notre Dame	55 60
								88	H	Saint Louis	66 54		119	A	Richmond	64 47
								99	H	Villanova	66 73		125	H	Northeastern	74 58
													131	A	Davidson	62 74
													131	H	Davidson	47 46
													135	N	Lehigh	59 57
													146	A	Columbia	51 70
													149	A	Massachusetts	69 64
													151	H	George Washington	53 47
													167	H	Samford	68 37
													175	H	Rhode Island	60 50
													182	H	Houston	63 54
													192	H	La Salle	62 45
													209	A	Penn St.	59 72
													223	A	Manhattan	51 45
													240	A	George Mason	66 54
													248	H	Georgetown	67 54
													255	H	Southern U.	65 52
													295	H	St. Bonaventure	79 53
LAST 10 Division I																
				88	A	Saint Louis	49 59	192	H	La Salle	62 45					
				119	A	Richmond	64 47	110	A	VCU	52 62					
				131	H	Davidson	47 46	50	A	Dayton	44 48					
				149	A	Massachusetts	69 64	88	H	Saint Louis	66 54					
				175	H	Rhode Island	60 50	240	A	George Mason	66 54					

Non-Div I Games:

Fordham

■ Loss,
 ■ Non-Conf,
 ■ S Site,
 ■ H Home
 ■ A Away
 N Neutral

Average RPI Win: 219		WON-LOST	WINNING	LAST 10	STRENGTH OF	OPP. STRENGTH	TEAM	ADJ.	CONF.	ADJ CONF.
Average RPI Loss: 152		RECORD	PCT. RANK	GAMES	SCHEDULE	OF SCHEDULE	RPI	RPI	RPI	RPI
DIV. I ONLY		20- 5	30	9-1	246	179	77	77	17	17
DIV. I NON-CONF.		5- 4	140	0	205	170	143	143	21	21
TOTALS	RPI 1-25		RPI 26-50		W-L RECORDS	RPI 51-100	RPI 101-150		RPI 150+	
20- 5	0- 0		0- 0		OVERALL	0- 2	1- 1		19- 2	
10- 1	0- 0		0- 0		HOME	0- 1	0- 0		10- 0	
9- 3	0- 0		0- 0		AWAY	0- 0	1- 1		8- 2	
1- 1	0- 0		0- 0		NEUTRAL	0- 1	0- 0		1- 0	
5- 4	0- 0		0- 0		NON-CONFERENCE	0- 2	0- 1		5- 1	
2- 1	0- 0		0- 0		HOME	0- 1	0- 0		2- 0	
2- 2	0- 0		0- 0		AWAY	0- 0	0- 1		2- 1	
1- 1	0- 0		0- 0		NEUTRAL	0- 1	0- 0		1- 0	
15- 1	0- 0		0- 0		CONFERENCE	0- 0	1- 0		14- 1	
8- 0	0- 0		0- 0		HOME	0- 0	0- 0		8- 0	
7- 1	0- 0		0- 0		AWAY	0- 0	1- 0		6- 1	
0- 0	0- 0		0- 0		NEUTRAL	0- 0	0- 0		0- 0	

[illegible]

Non-Div I Games:	La Verne	111	56	UC Merced	92	26
------------------	----------	-----	----	-----------	----	----

Fresno St.

Loss, Non-Conf, S Site, H Home A Away N Neutral

Average RPI Win: 234	WON-LOST	WINNING	LAST 10	STRENGTH OF	OPP. STRENGTH	TEAM	ADJ.	CONF.	ADJ CONF.
Average RPI Loss: 176	RECORD	PCT. RANK	GAMES	SCHEDULE	OF SCHEDULE	RPI	RPI	RPI	RPI
DIV. I ONLY	13- 10	130	5-5	328	153	211	211	27	27
DIV. I NON-CONF.	7- 5	131	0	222	97	123	123	22	22

TOTALS	RPI 1-25	RPI 26-50	W-L RECORDS	RPI 51-100	RPI 101-150	RPI 150+			
13- 10	0- 0	0- 0	OVERALL	0- 2	2- 2	11- 6			
7- 3	0- 0	0- 0	HOME	0- 0	1- 1	6- 2			
5- 7	0- 0	0- 0	AWAY	0- 2	1- 1	4- 4			
1- 0	0- 0	0- 0	NEUTRAL	0- 0	0- 0	1- 0			
7- 5	0- 0	0- 0	NON-CONFERENCE	0- 2	2- 1	5- 2			
3- 1	0- 0	0- 0	HOME	0- 0	1- 0	2- 1			
3- 4	0- 0	0- 0	AWAY	0- 2	1- 1	2- 1			
1- 0	0- 0	0- 0	NEUTRAL	0- 0	0- 0	1- 0			
6- 5	0- 0	0- 0	CONFERENCE	0- 0	0- 1	6- 4			
4- 2	0- 0	0- 0	HOME	0- 0	0- 1	4- 1			
2- 3	0- 0	0- 0	AWAY	0- 0	0- 0	2- 3			
0- 0	0- 0	0- 0	NEUTRAL	0- 0	0- 0	0- 0			

RPI 1-25				RPI 26-50				RPI 51-100				RPI 101+				Team's RPI: 211	
RPI	S	Opponent	Score	RPI	S	Opponent	Score	RPI	S	Opponent	Score	RPI	S	Opponent	Score		
								51	A	Middle Tenn.	62	78	101	A	Vanderbilt	46	74
								80	A	Georgia	48	77	119	A	Richmond	70	69

Non-Div I Games: North Greenville 88 51 Newberry 62 43 UNKNOWN 88 24

Furman

Loss, Non-Conf, S Site, H Home A Away N Neutral

Average RPI Win: 290		WON-LOST	WINNING	LAST 10	STRENGTH OF	OPP. STRENGTH	TEAM	ADJ.	CONF.	ADJ CONF.
Average RPI Loss: 194		RECORD	PCT. RANK	GAMES	SCHEDULE	OF SCHEDULE	RPI	RPI	RPI	RPI
DIV. I ONLY		8- 16	265	3-7	295	310	302	302	21	21
DIV. I NON-CONF.		3- 8	268	0	274	322	284	284	20	20
TOTALS		RPI 1-25	RPI 26-50	W-L RECORDS	RPI 51-100	RPI 101-150	RPI 150+			
8- 16	0- 0		0- 1	OVERALL	0- 1	0- 2	8- 12			
4- 5	0- 0		0- 1	HOME	0- 0	0- 0	4- 4			
3- 10	0- 0		0- 0	AWAY	0- 1	0- 1	3- 8			
1- 1	0- 0		0- 0	NEUTRAL	0- 0	0- 1	1- 0			
3- 8	0- 0		0- 0	NON-CONFERENCE	0- 0	0- 2	3- 6			
0- 2	0- 0		0- 0	HOME	0- 0	0- 0	0- 2			
2- 5	0- 0		0- 0	AWAY	0- 0	0- 1	2- 4			
1- 1	0- 0		0- 0	NEUTRAL	0- 0	0- 1	1- 0			
5- 8	0- 0		0- 1	CONFERENCE	0- 1	0- 0	5- 6			
4- 3	0- 0		0- 1	HOME	0- 0	0- 0	4- 2			
1- 5	0- 0		0- 0	AWAY	0- 1	0- 0	1- 4			
0- 0	0- 0		0- 0	NEUTRAL	0- 0	0- 0	0- 0			

[illegible]

Non-Div I Games:

Ga. Southern

Loss, Non-Conf, S Site, H Home A Away N Neutral

Average RPI Win:	266	WON-LOST	WINNING	LAST 10	STRENGTH OF	OPP. STRENGTH	TEAM	ADJ.	CONF.	ADJ CONF.
Average RPI Loss:	173	RECORD	PCT. RANK	GAMES	SCHEDULE	OF SCHEDULE	RPI	RPI	RPI	RPI
DIV. I ONLY	14- 11	140	7-3	289	291	206	206	25	25	
DIV. I NON-CONF.	5- 4	140	0	246	217	170	170	28	28	
TOTALS	RPI 1-25	RPI 26-50	W-L RECORDS	RPI 51-100	RPI 101-150	RPI 150+				
14- 11	0- 0	0- 1	OVERALL	0- 2	1- 2	13- 6				
9- 3	0- 0	0- 0	HOME	0- 0	1- 0	8- 3				
5- 8	0- 0	0- 1	AWAY	0- 2	0- 2	5- 3				
0- 0	0- 0	0- 0	NEUTRAL	0- 0	0- 0	0- 0				
5- 4	0- 0	0- 1	NON-CONFERENCE	0- 2	0- 0	5- 1				
3- 1	0- 0	0- 0	HOME	0- 0	0- 0	3- 1				
2- 3	0- 0	0- 1	AWAY	0- 2	0- 0	2- 0				
0- 0	0- 0	0- 0	NEUTRAL	0- 0	0- 0	0- 0				
9- 7	0- 0	0- 0	CONFERENCE	0- 0	1- 2	8- 5				
6- 2	0- 0	0- 0	HOME	0- 0	1- 0	5- 2				
3- 5	0- 0	0- 0	AWAY	0- 0	0- 2	3- 3				
0- 0	0- 0	0- 0	NEUTRAL	0- 0	0- 0	0- 0				

RPI 1-25				RPI 26-50				RPI 51-100				RPI 101+				Team's RPI: 206	
RPI	S	Opponent	Score	RPI	S	Opponent	Score	RPI	S	Opponent	Score	RPI	S	Opponent	Score		
				30	A	Virginia Tech	65 87	66	A	Charlotte	49 74	116	A	Campbell	44 48		
								80	A	Georgia	56 84	141	A	Hampton	58 63		
												141	H	Hampton	70 59		
												188	A	Radford	51 65		
												188	H	Radford	73 84		
												191	H	Delaware	67 65		
												207	A	High Point	62 46		
												207	H	High Point	70 57		
												211	H	Furman	67 72		
												238	A	Appalachian St.	67 56		
												245	A	UNC Asheville	65 59		
												262	H	Winthrop	71 59		
												271	A	Longwood	70 80		
												271	H	Longwood	73 70		
												282	H	Wofford	67 53		
												307	A	Presbyterian	49 64		
												307	H	Presbyterian	53 56		
												322	A	Mercer	65 62		
												330	H	USC Upstate	63 53		
												336	H	Western Caro.	88 62		
												344	A	Charleston So.	79 52		
												344	H	Charleston So.	67 45		
LAST 10 Division I																	
				307	A	Presbyterian	49 64	344	H	Charleston So.	67 45						
				207	A	High Point	62 46	207	H	High Point	70 57						
				271	H	Longwood	73 70	188	H	Radford	73 84						
				141	H	Hampton	70 59	245	A	UNC Asheville	65 59						
				188	A	Radford	51 65	330	H	USC Upstate	63 53						

Non-Div I Games:

Gardner-Webb

■ Loss,
 ■ Non-Conf,
 ■ S Site,
 ■ Home
 ■ A Away
 N Neutral

George Mason

Through Games Of Feb. 19, 2020

Average RPI Win:	228	WON-LOST	WINNING	LAST 10	STRENGTH OF	OPP. STRENGTH	TEAM	ADJ.	CONF.	ADJ CONF.
Average RPI Loss:	133	RECORD	PCT. RANK	GAMES	SCHEDULE	OF SCHEDULE	RPI	RPI	RPI	RPI
DIV. I ONLY	8- 18	284	1-9	128	152	240	240	12	12	
DIV. I NON-CONF.	6- 7	182	0	147	265	179	179	12	12	
TOTALS	RPI 1-25	RPI 26-50	W-L RECORDS	RPI 51-100	RPI 101-150	RPI 150+				
8- 18	0- 0	0- 3	OVERALL	0- 4	1- 4	7- 7				
4- 9	0- 0	0- 1	HOME	0- 3	1- 3	3- 2				
4- 8	0- 0	0- 1	AWAY	0- 1	0- 1	4- 5				
0- 1	0- 0	0- 1	NEUTRAL	0- 0	0- 0	0- 0				
6- 7	0- 0	0- 2	NON-CONFERENCE	0- 2	0- 0	6- 3				
2- 4	0- 0	0- 1	HOME	0- 1	0- 0	2- 2				
4- 2	0- 0	0- 0	AWAY	0- 1	0- 0	4- 1				
0- 1	0- 0	0- 1	NEUTRAL	0- 0	0- 0	0- 0				
2- 11	0- 0	0- 1	CONFERENCE	0- 2	1- 4	1- 4				
2- 5	0- 0	0- 0	HOME	0- 2	1- 3	1- 0				
0- 6	0- 0	0- 1	AWAY	0- 0	0- 1	0- 4				
0- 0	0- 0	0- 0	NEUTRAL	0- 0	0- 0	0- 0				

RPI 1-25				RPI 26-50				RPI 51-100				RPI 101+				Team's RPI: 240	
RPI	S	Opponent	Score	RPI	S	Opponent	Score	RPI	S	Opponent	Score	RPI	S	Opponent	Score		
				30	H	Virginia Tech	58 77	63	H	Bucknell	51 64	110	H	VCU	63 82		
				36	N	Bradley	59 61	83	A	Coastal Caro.	59 74	114	A	Duquesne	63 84		
				50	A	Dayton	55 59	88	H	Saint Louis	51 64	119	H	Richmond	70 75		
								94	H	Fordham	54 66	131	H	Davidson	69 76		
												149	H	Massachusetts	73 56		
												151	A	George Washington	57 62		
												151	H	George Washington	70 60		
												175	A	Rhode Island	42 47		
												191	A	Delaware	44 63		
												192	A	La Salle	65 77		
												199	H	American	73 55		
												209	A	Penn St.	78 68		
												217	H	UMKC	58 64		
												228	A	SMU	59 58		
												247	H	Howard	75 86		
												252	A	Col. of Charleston	72 61		
												295	A	St. Bonaventure	47 62		
												301	A	Navy	67 58		
												333	H	Detroit Mercy	75 62		
LAST 10 Division I																	
				119	H	Richmond	70 75	192	A	La Salle	65 77						
				151	A	George Washington	57 62	110	H	VCU	63 82						
				88	H	Saint Louis	51 64	114	A	Duquesne	63 84						
				149	H	Massachusetts	73 56	94	H	Fordham	54 66						
				175	A	Rhode Island	42 47	131	H	Davidson	69 76						

Non-Div I Games:

George Mason

■ Loss,
■ Non-Conf,
■ S Site,
■ H Home
■ A Away
N Neutral

Average RPI Win:	187	WON-LOST	WINNING	LAST 10	STRENGTH OF	OPP. STRENGTH	TEAM	ADJ.	CONF.	ADJ CONF.
Average RPI Loss:	116	RECORD	PCT. RANK	GAMES	SCHEDULE	OF SCHEDULE	RPI	RPI	RPI	RPI
DIV. I ONLY	11- 15	220	4-6	94	114	151	151	12	12	
DIV. I NON-CONF.	6- 7	182	0	76	127	121	121	12	12	
TOTALS	RPI 1-25	RPI 26-50	W-L RECORDS	RPI 51-100	RPI 101-150	RPI 150+				
11- 15	0- 2	0- 3	OVERALL	1- 3	3- 3	7- 4				
5- 7	0- 1	0- 2	HOME	0- 2	2- 1	3- 1				
6- 8	0- 1	0- 1	AWAY	1- 1	1- 2	4- 3				
0- 0	0- 0	0- 0	NEUTRAL	0- 0	0- 0	0- 0				
6- 7	0- 2	0- 1	NON-CONFERENCE	1- 1	0- 2	5- 1				
2- 4	0- 1	0- 1	HOME	0- 1	0- 1	2- 0				
4- 3	0- 1	0- 0	AWAY	1- 0	0- 1	3- 1				
0- 0	0- 0	0- 0	NEUTRAL	0- 0	0- 0	0- 0				
5- 8	0- 0	0- 2	CONFERENCE	0- 2	3- 1	2- 3				
3- 3	0- 0	0- 1	HOME	0- 1	2- 0	1- 1				
2- 5	0- 0	0- 1	AWAY	0- 1	1- 1	1- 2				
0- 0	0- 0	0- 0	NEUTRAL	0- 0	0- 0	0- 0				

RPI	S	Opponent	Score	RPI	S	Opponent	Score	RPI	S	Opponent	Score	RPI	S	Opponent	Score	Team's RPI: 151
3	A	Maryland	54 88	43	H	James Madison	50 69	72	H	Minnesota	50 83	110	A	VCU	56 55	
16	H	Princeton	50 75	50	A	Dayton	44 50	88	H	Saint Louis	45 59	114	H	Duquesne	65 60	
				50	H	Dayton	50 66	94	A	Fordham	47 53	127	H	William & Mary	51 63	
								99	A	Villanova	68 56	131	A	Davidson	55 62	
												135	A	Lehigh	53 59	
												149	H	Massachusetts	50 47	
												180	A	Memphis	64 63	
												184	A	Quinnipiac	78 67	
												191	A	Delaware	63 49	
												192	H	La Salle	54 61	
												199	A	American	53 66	
												216	A	Saint Joseph's	56 50	
												240	A	George Mason	60 70	
												240	H	George Mason	62 57	
												248	H	Georgetown	52 49	
												295	A	St. Bonaventure	55 59	
												327	H	Coppin St.	54 35	
LAST 10 Division I																
50	A	Dayton	44 50	88	H	Saint Louis	45 59									
240	H	George Mason	62 57	216	A	Saint Joseph's	56 50									
192	H	La Salle	54 61	149	H	Massachusetts	50 47									
110	A	VCU	56 55	50	H	Dayton	50 66									
295	A	St. Bonaventure	55 59	131	A	Davidson	55 62									

Non-Div I Games:

George Washington

■ Loss,
 ■ Non-Conf,
 ■ S Site,
 ■ H Home
 ■ A Away
 N Neutral

Georgetown

Through Games Of Feb. 19, 2020

Average RPI Win:	259	WON-LOST	WINNING	LAST 10	STRENGTH OF	OPP. STRENGTH	TEAM	ADJ.	CONF.	ADJ CONF.
Average RPI Loss:	92	RECORD	PCT. RANK	GAMES	SCHEDULE	OF SCHEDULE	RPI	RPI	RPI	RPI
DIV. I ONLY	5- 20	319	1-9	122	78	248	248	6	6	
DIV. I NON-CONF.	3- 8	268	0	157	193	221	221	6	6	
TOTALS	RPI 1-25	RPI 26-50	W-L RECORDS	RPI 51-100	RPI 101-150	RPI 150+				
5- 20	0- 1	0- 3	OVERALL	0- 11	1- 3	4- 2				
1- 9	0- 0	0- 2	HOME	0- 5	1- 1	0- 1				
4- 10	0- 1	0- 1	AWAY	0- 5	0- 2	4- 1				
0- 1	0- 0	0- 0	NEUTRAL	0- 1	0- 0	0- 0				
3- 8	0- 0	0- 1	NON-CONFERENCE	0- 3	0- 3	3- 1				
0- 3	0- 0	0- 1	HOME	0- 1	0- 1	0- 0				
3- 4	0- 0	0- 0	AWAY	0- 1	0- 2	3- 1				
0- 1	0- 0	0- 0	NEUTRAL	0- 1	0- 0	0- 0				
2- 12	0- 1	0- 2	CONFERENCE	0- 8	1- 0	1- 1				
1- 6	0- 0	0- 1	HOME	0- 4	1- 0	0- 1				
1- 6	0- 1	0- 1	AWAY	0- 4	0- 0	1- 0				
0- 0	0- 0	0- 0	NEUTRAL	0- 0	0- 0	0- 0				

RPI 1-25				RPI 26-50				RPI 51-100				RPI 101+				Team's RPI: 248	
RPI	S	Opponent	Score	RPI	S	Opponent	Score	RPI	S	Opponent	Score	RPI	S	Opponent	Score		
20	A	DePaul	66 92	33	A	Marquette	51 73	65	A	Seton Hall	60 79	119	H	Richmond	49 51		
				40	H	Creighton	56 65	65	H	Seton Hall	47 61	131	A	Davidson	52 66		
				43	H	James Madison	59 66	67	A	St. John's (NY)	54 71	140	H	Providence	62 53		
								67	H	St. John's (NY)	68 74	146	A	Columbia	49 54		
								77	N	Fresno St.	69 82	151	A	George Washington	49 52		
								93	A	Butler	42 60	249	A	Xavier	63 50		
								93	H	Butler	46 47	249	H	Xavier	64 85		
								94	A	Fordham	54 67	290	A	Pittsburgh	66 56		
								98	H	Rider	64 65	293	A	LMU (CA)	64 53		
								99	A	Villanova	53 74	323	A	UMES	57 39		
								99	H	Villanova	40 48						
LAST 10 Division I																	
				99	H	Villanova	40 48	20	A	DePaul	66 92						
				249	A	Xavier	63 50	33	A	Marquette	51 73						
				93	A	Butler	42 60	99	A	Villanova	53 74						
				67	H	St. John's (NY)	68 74	93	H	Butler	46 47						
				65	H	Seton Hall	47 61	249	H	Xavier	64 85						

Non-Div I Games:

Georgetown

■ Loss,
 ■ Non-Conf,
 S Site,
 ■ Home
 ■ Away
 N Neutral

Average RPI Win:	175	WON-LOST	WINNING	LAST 10	STRENGTH OF	OPP. STRENGTH	TEAM	ADJ.	CONF.	ADJ CONF.
Average RPI Loss:	47	RECORD	PCT. RANK	GAMES	SCHEDULE	OF SCHEDULE	RPI	RPI	RPI	RPI
DIV. I ONLY	14- 11	140	4-6	19	69	80	80	4	4	
DIV. I NON-CONF.	9- 4	84	0	48	206	87	87	5	5	
TOTALS	RPI 1-25	RPI 26-50	W-L RECORDS	RPI 51-100	RPI 101-150	RPI 150+				
14- 11	0- 6	2- 0	OVERALL	2- 3	2- 2	8- 0				
9- 7	0- 3	0- 0	HOME	1- 2	1- 2	7- 0				
3- 4	0- 3	1- 0	AWAY	0- 1	1- 0	1- 0				
2- 0	0- 0	1- 0	NEUTRAL	1- 0	0- 0	0- 0				
9- 4	0- 2	1- 0	NON-CONFERENCE	1- 2	0- 0	7- 0				
7- 3	0- 1	0- 0	HOME	0- 2	0- 0	7- 0				
0- 1	0- 1	0- 0	AWAY	0- 0	0- 0	0- 0				
2- 0	0- 0	1- 0	NEUTRAL	1- 0	0- 0	0- 0				
5- 7	0- 4	1- 0	CONFERENCE	1- 1	2- 2	1- 0				
2- 4	0- 2	0- 0	HOME	1- 0	1- 2	0- 0				
3- 3	0- 2	1- 0	AWAY	0- 1	1- 0	1- 0				
0- 0	0- 0	0- 0	NEUTRAL	0- 0	0- 0	0- 0				

RPI 1-25				RPI 26-50				RPI 51-100 Team's RPI: 80				RPI 101+			
RPI	S	Opponent	Score	RPI	S	Opponent	Score	RPI	S	Opponent	Score	RPI	S	Opponent	Score
2	H	South Carolina	53 88	30	N	Virginia Tech	77 72	54	A	Tennessee	56 73	101	H	Vanderbilt	55 63
4	A	Baylor	38 72	39	A	Arkansas	64 55	74	H	Georgia Tech	40 73	105	H	Auburn	61 50
8	H	UCLA	50 59					79	H	Alabama	76 75	133	A	Florida	49 43
11	A	Mississippi St.	53 67					93	N	Butler	69 36	139	H	Missouri	65 73
11	H	Mississippi St.	66 73					99	H	Villanova	58 63	156	H	N.C. A&T	72 54
14	A	Texas A&M	63 64									206	H	Gardner-Webb	84 56
												211	H	Furman	77 48
												213	H	Kennesaw St.	80 65
												251	H	East Carolina	67 50
												281	A	Ole Miss	58 51
												322	H	Mercer	76 60
												330	H	USC Upstate	67 53
LAST 10 Division I															
79	H	Alabama	76 75	2	H	South Carolina	53 88								
133	A	Florida	49 43	39	A	Arkansas	64 55								
139	H	Missouri	65 73	105	H	Auburn	61 50								
11	A	Mississippi St.	53 67	54	A	Tennessee	56 73								
14	A	Texas A&M	63 64	101	H	Vanderbilt	55 63								

Non-Div I Games:

Georgia

■ Loss,
 ■ Non-Conf, S Site,
 ■ Home
 ■ Away
 N Neutral

Average RPI Win:	297	WON-LOST	WINNING	LAST 10	STRENGTH OF	OPP. STRENGTH	TEAM	ADJ.	CONF.	ADJ CONF.
Average RPI Loss:	185	RECORD	PCT. RANK	GAMES	SCHEDULE	OF SCHEDULE	RPI	RPI	RPI	RPI
DIV. I ONLY	8- 16	265	4-6	290	314	309	309	21	21	
DIV. I NON-CONF.	3- 8	268	0	263	324	318	318	20	20	
TOTALS	RPI 1-25	RPI 26-50	W-L RECORDS	RPI 51-100	RPI 101-150	RPI 150+				
8- 16	0- 1	0- 1	OVERALL	0- 2	0- 1	8- 11				
5- 7	0- 1	0- 1	HOME	0- 0	0- 0	5- 5				
2- 9	0- 0	0- 0	AWAY	0- 2	0- 1	2- 6				
1- 0	0- 0	0- 0	NEUTRAL	0- 0	0- 0	1- 0				
3- 8	0- 1	0- 0	NON-CONFERENCE	0- 1	0- 1	3- 5				
2- 4	0- 1	0- 0	HOME	0- 0	0- 0	2- 3				
0- 4	0- 0	0- 0	AWAY	0- 1	0- 1	0- 2				
1- 0	0- 0	0- 0	NEUTRAL	0- 0	0- 0	1- 0				
5- 8	0- 0	0- 1	CONFERENCE	0- 1	0- 0	5- 6				
3- 3	0- 0	0- 1	HOME	0- 0	0- 0	3- 2				
2- 5	0- 0	0- 0	AWAY	0- 1	0- 0	2- 4				
0- 0	0- 0	0- 0	NEUTRAL	0- 0	0- 0	0- 0				

RPI 1-25				RPI 26-50				RPI 51-100				RPI 101+ Team's RPI: 309			
RPI	S	Opponent	Score	RPI	S	Opponent	Score	RPI	S	Opponent	Score	RPI	S	Opponent	Score
3	H	Maryland	41 114	48	H	Troy	57 71	74	A	Georgia Tech	28 69	148	A	UNC Greensboro	49 64
								83	A	Coastal Caro.	45 87	158	H	Toledo	48 74
												201	A	Louisiana	61 53
												201	H	Louisiana	65 75
												211	A	Furman	55 62
												214	A	Little Rock	46 66
												214	H	Little Rock	58 43
												219	A	UTEP	68 71
												237	H	South Alabama	64 81
												238	A	Appalachian St.	37 65
												261	A	Arkansas St.	68 70
												261	H	Arkansas St.	67 56
												263	H	Alabama A&M	52 67
												297	H	FIU	63 70
												302	A	Ga. Southern	56 81
												317	N	New Mexico St.	59 51
												334	H	SIUE	74 73
												349	H	South Carolina St.	77 52
												350	A	La.-Monroe	52 43
												350	H	La.-Monroe	68 52
LAST 10 Division I															
350	A	La.-Monroe	52 43	238	A	Appalachian St.	37 65								
201	A	Louisiana	61 53	302	A	Ga. Southern	56 81								
214	H	Little Rock	58 43	48	H	Troy	57 71								
261	H	Arkansas St.	67 56	237	H	South Alabama	64 81								
83	A	Coastal Caro.	45 87	214	A	Little Rock	46 66								

Non-Div I Games:

Georgia St.

■ Loss,
 ■ Non-Conf,
 ■ S Site,
 ■ H Home
 ■ A Away
 N Neutral

Average RPI Win:	153	WON-LOST	WINNING	LAST 10	STRENGTH OF	OPP. STRENGTH	TEAM	ADJ.	CONF.	ADJ CONF.
Average RPI Loss:	69	RECORD	PCT. RANK	GAMES	SCHEDULE	OF SCHEDULE	RPI	RPI	RPI	RPI
DIV. I ONLY	17- 9	75	4-6	110	32	74	74	5	5	
DIV. I NON-CONF.	9- 2	37	0	171	59	57	57	4	4	
TOTALS	RPI 1-25	RPI 26-50	W-L RECORDS	RPI 51-100	RPI 101-150	RPI 150+				
17- 9	2- 1	0- 3	OVERALL	6- 2	2- 3	7- 0				
9- 3	0- 0	0- 0	HOME	2- 1	2- 2	5- 0				
6- 4	2- 0	0- 2	AWAY	2- 1	0- 1	2- 0				
2- 2	0- 1	0- 1	NEUTRAL	2- 0	0- 0	0- 0				
9- 2	0- 1	0- 1	NON-CONFERENCE	3- 0	1- 0	5- 0				
5- 0	0- 0	0- 0	HOME	0- 0	1- 0	4- 0				
2- 0	0- 0	0- 0	AWAY	1- 0	0- 0	1- 0				
2- 2	0- 1	0- 1	NEUTRAL	2- 0	0- 0	0- 0				
8- 7	2- 0	0- 2	CONFERENCE	3- 2	1- 3	2- 0				
4- 3	0- 0	0- 0	HOME	2- 1	1- 2	1- 0				
4- 4	2- 0	0- 2	AWAY	1- 1	0- 1	1- 0				
0- 0	0- 0	0- 0	NEUTRAL	0- 0	0- 0	0- 0				

RPI 1-25				RPI 26-50				RPI 51-100 Team's RPI: 74				RPI 101+			
RPI	S	Opponent	Score	RPI	S	Opponent	Score	RPI	S	Opponent	Score	RPI	S	Opponent	Score
14	N	Texas A&M	48 60	30	A	Virginia Tech	61 64	52	H	Virginia	61 51	104	H	North Carolina	60 67
21	A	NC State	65 61	31	A	Duke	46 58	65	N	Seton Hall	79 54	113	H	Notre Dame	51 59
25	A	Florida St.	67 52	46	N	Rutgers	43 46	68	H	Boston College	48 55	121	A	Wake Forest	60 65
								80	A	Georgia	73 40	121	H	Wake Forest	62 52
								82	N	Rice	54 52	136	H	Wisconsin	60 41
								84	A	Syracuse	82 64	182	H	Houston	69 38
								90	A	Miami (FL)	49 54	213	A	Kennesaw St.	63 47
								90	H	Miami (FL)	61 54	224	H	Clemson	49 47
												285	H	ETSU	87 48
												290	A	Pittsburgh	77 48
												309	H	Georgia St.	69 28
												345	H	Grambling	89 42
LAST 10 Division I															
21	A	NC State	65 61	90	A	Miami (FL)	49 54								
30	A	Virginia Tech	61 64	31	A	Duke	46 58								
121	H	Wake Forest	62 52	104	H	North Carolina	60 67								
290	A	Pittsburgh	77 48	68	H	Boston College	48 55								
113	H	Notre Dame	51 59	84	A	Syracuse	82 64								

Non-Div I Games:

Georgia Tech

■ Loss,
 ■ Non-Conf,
 ■ S Site,
 ■ H Home
 ■ A Away
 N Neutral

Average RPI Win: 140	WON-LOST	WINNING	LAST 10	STRENGTH OF	OPP. STRENGTH	TEAM	ADJ.	CONF.	ADJ CONF.
Average RPI Loss: 82	RECORD	PCT. RANK	GAMES	SCHEDULE	OF SCHEDULE	RPI	RPI	RPI	RPI
DIV. I ONLY	25- 2	5	9-1	57	79	13	13	11	11
DIV. I NON-CONF.	11- 1	13	0	14	24	2	2	11	11
TOTALS	RPI 1-25	RPI 26-50	W-L RECORDS	RPI 51-100	RPI 101-150	RPI 150+			
25- 2	1- 1	2- 0	OVERALL	6- 0	6- 0	10- 1			
14- 0	1- 0	0- 0	HOME	2- 0	4- 0	7- 0			
8- 2	0- 1	0- 0	AWAY	3- 0	2- 0	3- 1			
3- 0	0- 0	2- 0	NEUTRAL	1- 0	0- 0	0- 0			
11- 1	1- 1	2- 0	NON-CONFERENCE	4- 0	1- 0	3- 0			
5- 0	1- 0	0- 0	HOME	1- 0	1- 0	2- 0			
3- 1	0- 1	0- 0	AWAY	2- 0	0- 0	1- 0			
3- 0	0- 0	2- 0	NEUTRAL	1- 0	0- 0	0- 0			
14- 1	0- 0	0- 0	CONFERENCE	2- 0	5- 0	7- 1			
9- 0	0- 0	0- 0	HOME	1- 0	3- 0	5- 0			
5- 1	0- 0	0- 0	AWAY	1- 0	2- 0	2- 1			
0- 0	0- 0	0- 0	NEUTRAL	0- 0	0- 0	0- 0			

RPI 1-25				Team's RPI: 13				RPI 26-50				RPI 51-100				RPI 101+			
RPI	S	Opponent	Score	RPI	S	Opponent	Score	RPI	S	Opponent	Score	RPI	S	Opponent	Score	RPI	S	Opponent	Score
5	H	Missouri St.	64 52	37	N	Purdue	63 50	51	N	Middle Tenn.	62 50	109	A	San Diego	57 42				
9	A	Stanford	70 76	50	N	Dayton	76 65	62	H	UT Martin	78 55	109	H	San Diego	57 46				
								69	A	BYU	55 43	118	A	Pacific	83 65				
								69	H	BYU	59 44	118	H	Pacific	68 67				
								89	A	Montana St.	70 55	137	H	Texas Southern	80 45				
								97	A	Washington St.	76 53	143	H	Portland	62 57				
												154	A	Saint Mary's (CA)	60 70				
												154	H	Saint Mary's (CA)	74 49				
												190	H	Pepperdine	70 36				
												197	A	Wyoming	65 54				
												203	A	Santa Clara	67 52				
												203	H	Santa Clara	53 46				
												227	H	CSU Bakersfield	92 48				
												235	A	San Francisco	69 46				
												235	H	San Francisco	56 38				
												293	H	LMU (CA)	78 52				
												306	H	Eastern Wash.	84 44				
LAST 10 Division I																			
203	H	Santa Clara	53 46	109	H	San Diego	57 46												
235	H	San Francisco	56 38	293	H	LMU (CA)	78 52												
154	A	Saint Mary's (CA)	60 70	190	H	Pepperdine	70 36												
118	A	Pacific	83 65	235	A	San Francisco	69 46												
69	H	BYU	59 44	203	A	Santa Clara	67 52												

Non-Div I Games:

Gonzaga

■ Loss,
■ Non-Conf, S Site,
■ Home
■ Away
N Neutral

Grambling

Through Games Of Feb. 19, 2020

Average RPI Win:	296	WON-LOST	WINNING	LAST 10	STRENGTH OF	OPP. STRENGTH	TEAM	ADJ.	CONF.	ADJ CONF.
Average RPI Loss:	209	RECORD	PCT. RANK	GAMES	SCHEDULE	OF SCHEDULE	RPI	RPI	RPI	RPI
DIV. I ONLY	2- 21	343	1-9	280	335	345	345	32	32	
DIV. I NON-CONF.	0- 10	338	0	90	186	314	314	31	31	
TOTALS	RPI 1-25	RPI 26-50	W-L RECORDS	RPI 51-100	RPI 101-150	RPI 150+				
2- 21	0- 2	0- 0	OVERALL	0- 1	0- 5	2- 13				
2- 6	0- 0	0- 0	HOME	0- 0	0- 3	2- 3				
0- 14	0- 2	0- 0	AWAY	0- 1	0- 2	0- 9				
0- 1	0- 0	0- 0	NEUTRAL	0- 0	0- 0	0- 1				
0- 10	0- 2	0- 0	NON-CONFERENCE	0- 1	0- 2	0- 5				
0- 2	0- 0	0- 0	HOME	0- 0	0- 2	0- 0				
0- 7	0- 2	0- 0	AWAY	0- 1	0- 0	0- 4				
0- 1	0- 0	0- 0	NEUTRAL	0- 0	0- 0	0- 1				
2- 11	0- 0	0- 0	CONFERENCE	0- 0	0- 3	2- 8				
2- 4	0- 0	0- 0	HOME	0- 0	0- 1	2- 3				
0- 7	0- 0	0- 0	AWAY	0- 0	0- 2	0- 5				
0- 0	0- 0	0- 0	NEUTRAL	0- 0	0- 0	0- 0				

RPI 1-25				RPI 26-50				RPI 51-100				RPI 101+ Team's RPI: 345			
RPI	S	Opponent	Score	RPI	S	Opponent	Score	RPI	S	Opponent	Score	RPI	S	Opponent	Score
4	A	Baylor	46 120					74	A	Georgia Tech	42 89	108	H	UT Arlington	54 88
23	A	Kentucky	35 81									133	H	Florida	65 72
												137	A	Texas Southern	62 85
												137	H	Texas Southern	85 89
												145	A	Jackson St.	46 61
												155	N	Binghamton	67 88
												159	A	Wichita St.	65 77
												244	A	Louisiana Tech	66 70
												255	A	Southern U.	57 81
												255	H	Southern U.	51 70
												263	H	Alabama A&M	69 59
												284	A	Prairie View	58 65
												284	H	Prairie View	54 67
												297	A	FIU	55 56
												328	H	Alabama St.	59 73
												329	A	Alcorn	54 80
												329	H	Alcorn	70 59
												338	A	Northwestern St.	61 65
												339	A	Ark.-Pine Bluff	79 84
												351	A	Mississippi Val.	57 68
LAST 10 Division I															
137	A	Texas Southern	62 85	339	A	Ark.-Pine Bluff	79 84								
284	A	Prairie View	58 65	145	A	Jackson St.	46 61								
329	H	Alcorn	70 59	137	H	Texas Southern	85 89								
255	H	Southern U.	51 70	284	H	Prairie View	54 67								
351	A	Mississippi Val.	57 68	329	A	Alcorn	54 80								

Non-Div I Games: Centenary (LA) 106 42

Grambling

Loss, Non-Conf, S Site, H Home A Away N Neutral

Grand Canyon

Through Games Of Feb. 19, 2020

Average RPI Win:	285	WON-LOST	WINNING	LAST 10	STRENGTH OF	OPP. STRENGTH	TEAM	ADJ.	CONF.	ADJ CONF.
Average RPI Loss:	194	RECORD	PCT. RANK	GAMES	SCHEDULE	OF SCHEDULE	RPI	RPI	RPI	RPI
DIV. I ONLY	12- 8	109	9-1	302	339	222	222	31	31	
DIV. I NON-CONF.	3- 6	235	0	189	299	278	278	32	32	
TOTALS	RPI 1-25	RPI 26-50	W-L RECORDS	RPI 51-100	RPI 101-150	RPI 150+				
12- 8	0- 0	0- 0	OVERALL	0- 0	0- 2	12- 6				
7- 4	0- 0	0- 0	HOME	0- 0	0- 0	7- 4				
5- 4	0- 0	0- 0	AWAY	0- 0	0- 2	5- 2				
0- 0	0- 0	0- 0	NEUTRAL	0- 0	0- 0	0- 0				
3- 6	0- 0	0- 0	NON-CONFERENCE	0- 0	0- 2	3- 4				
3- 2	0- 0	0- 0	HOME	0- 0	0- 0	3- 2				
0- 4	0- 0	0- 0	AWAY	0- 0	0- 2	0- 2				
0- 0	0- 0	0- 0	NEUTRAL	0- 0	0- 0	0- 0				
9- 2	0- 0	0- 0	CONFERENCE	0- 0	0- 0	9- 2				
4- 2	0- 0	0- 0	HOME	0- 0	0- 0	4- 2				
5- 0	0- 0	0- 0	AWAY	0- 0	0- 0	5- 0				
0- 0	0- 0	0- 0	NEUTRAL	0- 0	0- 0	0- 0				

RPI 1-25				RPI 26-50				RPI 51-100				RPI 101+				Team's RPI: 222	
RPI	S	Opponent	Score	RPI	S	Opponent	Score	RPI	S	Opponent	Score	RPI	S	Opponent	Score		
												132	A	California	53	72	
												143	A	Portland	41	73	
												174	A	Montana	67	72	
												189	H	Southern Utah	69	65	
												205	H	UNLV	53	51	
												210	H	North Dakota	76	78	
												217	A	UMKC	62	56	
												217	H	UMKC	53	74	
												221	A	Portland St.	46	69	
												227	H	CSU Bakersfield	54	59	
												230	H	Cal St. Fullerton	70	80	
												267	H	UC Santa Barbara	58	57	
												294	A	California Baptist	62	58	
												294	H	California Baptist	72	66	
												308	A	Seattle U	56	48	
												314	H	UTRGV	62	60	
												317	H	New Mexico St.	60	49	
												324	A	Utah Valley	66	59	
												346	A	Chicago St.	68	57	
												346	H	Chicago St.	69	49	
LAST 10 Division I																	
				346	A	Chicago St.	68 57					324	A	Utah Valley	66 59		
				217	A	UMKC	62 56					308	A	Seattle U	56 48		
				294	H	California Baptist	72 66					217	H	UMKC	53 74		
				317	H	New Mexico St.	60 49					346	H	Chicago St.	69 49		
				314	H	UTRGV	62 60					294	A	California Baptist	62 58		

Non-Div I Games: Benedictine Mesa 72 53 Whittier 77 41

Grand Canyon

■ Loss,
 ■ Non-Conf,
 ■ S Site,
 ■ H Home
 ■ A Away
 N Neutral

Average RPI Win: 226	WON-LOST	WINNING	LAST 10	STRENGTH OF	OPP. STRENGTH	TEAM	ADJ.	CONF.	ADJ CONF.
Average RPI Loss: 115	RECORD	PCT. RANK	GAMES	SCHEDULE	OF SCHEDULE	RPI	RPI	RPI	RPI
DIV. I ONLY	14- 12	159	7-3	123	182	138	138	22	22
DIV. I NON-CONF.	5- 7	205	0	28	33	105	105	19	19
TOTALS	RPI 1-25	RPI 26-50	W-L RECORDS	RPI 51-100	RPI 101-150	RPI 150+			
14- 12	1- 2	0- 2	OVERALL	1- 3	1- 0	11- 5			
6- 6	0- 1	0- 2	HOME	0- 2	1- 0	5- 1			
6- 5	1- 0	0- 0	AWAY	0- 1	0- 0	5- 4			
2- 1	0- 1	0- 0	NEUTRAL	1- 0	0- 0	1- 0			
5- 7	1- 2	0- 2	NON-CONFERENCE	1- 2	1- 0	2- 1			
1- 4	0- 1	0- 2	HOME	0- 1	1- 0	0- 0			
2- 2	1- 0	0- 0	AWAY	0- 1	0- 0	1- 1			
2- 1	0- 1	0- 0	NEUTRAL	1- 0	0- 0	1- 0			
9- 5	0- 0	0- 0	CONFERENCE	0- 1	0- 0	9- 4			
5- 2	0- 0	0- 0	HOME	0- 1	0- 0	5- 1			
4- 3	0- 0	0- 0	AWAY	0- 0	0- 0	4- 3			
0- 0	0- 0	0- 0	NEUTRAL	0- 0	0- 0	0- 0			

RPI 1-25			RPI 26-50			RPI 51-100			RPI 101+ Team's RPI: 138		
RPI	S	Opponent	Score	RPI	S	Opponent	Score	RPI	S	Opponent	Score
11	N	Mississippi St.	58 83	33	H	Marquette	47 60	53	H	IUPUI	42 54
18	A	Central Mich.	111 105	38	H	South Dakota	60 66	64	A	Marist	60 72
20	H	DePaul	65 76					84	N	Syracuse	79 73
								87	H	South Dakota St.	55 60
LAST 10 Division I											
289	H	Oakland	76 51	200	A	Cleveland St.	74 54	139	H	Missouri	72 64
333	H	Detroit Mercy	72 45	231	A	Youngstown St.	70 63	164	A	Wright St.	68 59
239	A	Milwaukee	60 65	341	H	UIC	73 36	164	H	Wright St.	58 70
183	A	Northern Ky.	43 63	53	H	IUPUI	42 54	183	A	Northern Ky.	43 63
164	A	Wright St.	68 59	333	A	Detroit Mercy	65 48	183	H	Northern Ky.	65 44
								200	A	Cleveland St.	74 54
								204	A	Maine	60 61
								231	A	Youngstown St.	70 63
								239	A	Milwaukee	60 65
								239	H	Milwaukee	61 48
								257	N	Bowling Green	73 54
								289	A	Oakland	88 93
								289	H	Oakland	76 51
								333	A	Detroit Mercy	65 48
								333	H	Detroit Mercy	72 45
								341	H	UIC	73 36
								346	A	Chicago St.	102 46

Non-Div I Games:

Green Bay

■ Loss,
■ Non-Conf,
■ S Site,
■ H Home
■ A Away
N Neutral

Average RPI Win:	237	WON-LOST	WINNING	LAST 10	STRENGTH OF	OPP. STRENGTH	TEAM	ADJ.	CONF.	ADJ CONF.
Average RPI Loss:	173	RECORD	PCT. RANK	GAMES	SCHEDULE	OF SCHEDULE	RPI	RPI	RPI	RPI
DIV. I ONLY	15- 10	109	7-3	186	294	141	141	25	25	
DIV. I NON-CONF.	4- 5	195	0	74	157	130	130	28	28	
TOTALS	RPI 1-25	RPI 26-50	W-L RECORDS	RPI 51-100	RPI 101-150	RPI 150+				
15- 10	0- 0	0- 1	OVERALL	1- 0	1- 2	13- 7				
6- 5	0- 0	0- 0	HOME	0- 0	0- 2	6- 3				
7- 5	0- 0	0- 1	AWAY	1- 0	0- 0	6- 4				
2- 0	0- 0	0- 0	NEUTRAL	0- 0	1- 0	1- 0				
4- 5	0- 0	0- 1	NON-CONFERENCE	1- 0	1- 1	2- 3				
0- 3	0- 0	0- 0	HOME	0- 0	0- 1	0- 2				
2- 2	0- 0	0- 1	AWAY	1- 0	0- 0	1- 1				
2- 0	0- 0	0- 0	NEUTRAL	0- 0	1- 0	1- 0				
11- 5	0- 0	0- 0	CONFERENCE	0- 0	0- 1	11- 4				
6- 2	0- 0	0- 0	HOME	0- 0	0- 1	6- 1				
5- 3	0- 0	0- 0	AWAY	0- 0	0- 0	5- 3				
0- 0	0- 0	0- 0	NEUTRAL	0- 0	0- 0	0- 0				

RPI S	Opponent	Score	RPI S	Opponent	Score	RPI S	Opponent	Score	RPI S	Opponent	Score	Team's RPI: 141
26	A Old Dominion	38 75	79	A Alabama	64 61	106	H Liberty	59 83	116	H Campbell	31 68	
						119	N Richmond	69 65	168	N Mt. St. Mary's	68 60	
						188	H Radford	51 48	193	H Fla. Atlantic	63 64	
						194	H Norfolk St.	56 77	196	A Chattanooga	84 55	
						206	A Gardner-Webb	59 70	206	H Gardner-Webb	63 58	
						207	A High Point	59 74	207	H High Point	77 81	
						211	A Furman	65 70	245	A UNC Asheville	76 66	
						245	H UNC Asheville	68 59	262	A Winthrop	66 72	
						262	H Winthrop	62 48	271	A Longwood	90 76	
						271	H Longwood	73 55	307	A Presbyterian	71 42	
						330	A USC Upstate	86 73	330	H USC Upstate	60 40	
						344	A Charleston So.	64 59				
LAST 10 Division I												
330	A USC Upstate	86 73	245	A UNC Asheville	76 66	271	H Longwood	73 55	207	H High Point	77 81	
271	A Longwood	90 76	344	A Charleston So.	64 59	330	H USC Upstate	60 40				
262	H Winthrop	62 48										
206	A Gardner-Webb	59 70										
207	A High Point	59 74										

Non-Div I Games:

Hampton

■ Loss,
 ■ Non-Conf,
 ■ S Site,
 ■ H Home
 ■ A Away
 N Neutral

Hartford

Through Games Of Feb. 19, 2020

Average RPI Win:	0	WON-LOST	WINNING	LAST 10	STRENGTH OF	OPP. STRENGTH	TEAM	ADJ.	CONF.	ADJ CONF.
Average RPI Loss:	207	RECORD	PCT. RANK	GAMES	SCHEDULE	OF SCHEDULE	RPI	RPI	RPI	RPI
DIV. I ONLY	0- 27	351	0-10	282	279	347	347	26	26	
DIV. I NON-CONF.	0- 13	338	0	211	215	338	338	27	27	
TOTALS	RPI 1-25	RPI 26-50	W-L RECORDS	RPI 51-100	RPI 101-150	RPI 150+				
0- 27	0- 1	0- 0	OVERALL	0- 4	0- 4	0- 18				
0- 12	0- 0	0- 0	HOME	0- 0	0- 1	0- 11				
0- 15	0- 1	0- 0	AWAY	0- 4	0- 3	0- 7				
0- 0	0- 0	0- 0	NEUTRAL	0- 0	0- 0	0- 0				
0- 13	0- 1	0- 0	NON-CONFERENCE	0- 3	0- 4	0- 5				
0- 6	0- 0	0- 0	HOME	0- 0	0- 1	0- 5				
0- 7	0- 1	0- 0	AWAY	0- 3	0- 3	0- 0				
0- 0	0- 0	0- 0	NEUTRAL	0- 0	0- 0	0- 0				
0- 14	0- 0	0- 0	CONFERENCE	0- 1	0- 0	0- 13				
0- 6	0- 0	0- 0	HOME	0- 0	0- 0	0- 6				
0- 8	0- 0	0- 0	AWAY	0- 1	0- 0	0- 7				
0- 0	0- 0	0- 0	NEUTRAL	0- 0	0- 0	0- 0				

RPI 1-25				RPI 26-50				RPI 51-100				RPI 101+ Team's RPI: 347			
RPI	S	Opponent	Score	RPI	S	Opponent	Score	RPI	S	Opponent	Score	RPI	S	Opponent	Score
16	A	Princeton	42 73					58	A	Stony Brook	55 66	125	A	Northeastern	47 60
								59	A	Penn	46 74	127	A	William & Mary	44 61
								92	A	Michigan St.	34 79	140	H	Providence	57 75
								100	A	Harvard	44 53	149	A	Massachusetts	48 74
												155	A	Binghamton	44 80
												175	H	Rhode Island	56 68
												184	H	Quinnipiac	50 87
												204	A	Maine	73 87
												204	H	Maine	52 69
												232	A	UMass Lowell	56 64
												232	H	UMass Lowell	63 68
												264	A	New Hampshire	71 72
												264	H	New Hampshire	55 64
												291	A	Vermont	51 62
												291	H	Vermont	53 63
												296	A	UMBC	54 61
												296	H	UMBC	47 56
												318	A	Albany (NY)	40 63
												318	H	Albany (NY)	63 68
												320	H	Hofstra	41 43
												331	H	NJIT	52 61
												348	H	Central Conn. St.	54 61
LAST 10 Division I															
264	H	New Hampshire	55 64	204	H	Maine	52 69								
232	A	UMass Lowell	56 64	155	A	Binghamton	44 80								
318	A	Albany (NY)	40 63	318	H	Albany (NY)	63 68								
291	A	Vermont	51 62	296	A	UMBC	54 61								
296	H	UMBC	47 56	291	H	Vermont	53 63								

Non-Div I Games:

Hartford

■ Loss,
 ■ Non-Conf, S Site,
 ■ Home
 ■ Away
 N Neutral

Average RPI Win:	177	WON-LOST	WINNING	LAST 10	STRENGTH OF	OPP. STRENGTH	TEAM	ADJ.	CONF.	ADJ CONF.
Average RPI Loss:	130	RECORD	PCT. RANK	GAMES	SCHEDULE	OF SCHEDULE	RPI	RPI	RPI	RPI
DIV. I ONLY	14- 7	72	7-3	183	96	100	100	8	8	
DIV. I NON-CONF.	9- 4	84	2-0	282	105	124	124	8	8	
TOTALS	RPI 1-25	RPI 26-50	W-L RECORDS	RPI 51-100	RPI 101-150	RPI 150+				
14- 7	0- 1	0- 1	OVERALL	2- 0	2- 2	10- 3				
8- 2	0- 1	0- 0	HOME	2- 0	1- 1	5- 0				
6- 4	0- 0	0- 1	AWAY	0- 0	1- 1	5- 2				
0- 1	0- 0	0- 0	NEUTRAL	0- 0	0- 0	0- 1				
9- 4	0- 0	0- 1	NON-CONFERENCE	0- 0	2- 1	7- 2				
4- 1	0- 0	0- 0	HOME	0- 0	1- 1	3- 0				
5- 2	0- 0	0- 1	AWAY	0- 0	1- 0	4- 1				
0- 1	0- 0	0- 0	NEUTRAL	0- 0	0- 0	0- 1				
5- 3	0- 1	0- 0	CONFERENCE	2- 0	0- 1	3- 1				
4- 1	0- 1	0- 0	HOME	2- 0	0- 0	2- 0				
1- 2	0- 0	0- 0	AWAY	0- 0	0- 1	1- 1				
0- 0	0- 0	0- 0	NEUTRAL	0- 0	0- 0	0- 0				

RPI 1-25				RPI 26-50				RPI 51-100				Team's RPI: 100	RPI 101+			
RPI	S	Opponent	Score	RPI	S	Opponent	Score	RPI	S	Opponent	Score		RPI	S	Opponent	Score
16	H	Princeton	46 60	46	A	Rutgers	46 74	55	H	Yale	66 57		125	H	Northeastern	44 46
								59	H	Penn	58 51		128	A	Boston U.	66 39
													132	H	California	56 53
													146	A	Columbia	64 89
													165	A	Cornell	73 58
													171	A	Dartmouth	62 63
													171	H	Dartmouth	64 49
													175	H	Rhode Island	61 58
													176	A	Northern Ill.	59 53
													184	A	Quinnipiac	77 68
													192	A	La Salle	69 75
													193	A	Fla. Atlantic	65 51
													204	A	Maine	69 40
													216	N	Saint Joseph's	39 63
													218	H	Brown	68 53
													275	H	Siena	68 51
													347	H	Hartford	53 44
LAST 10 Division I																
146	A	Columbia	64 89	59	H	Penn	58 51									
165	A	Cornell	73 58	171	H	Dartmouth	64 49									
218	H	Brown	68 53	171	A	Dartmouth	62 63									
55	H	Yale	66 57	175	H	Rhode Island	61 58									
16	H	Princeton	46 60	193	A	Fla. Atlantic	65 51									

Non-Div I Games:

Harvard

■ Loss,
 ■ Non-Conf,
 S Site,
 ■ Home
 ■ Away
 N Neutral

Average RPI Win: 244	WON-LOST	WINNING	LAST 10	STRENGTH OF	OPP. STRENGTH	TEAM	ADJ.	CONF.	ADJ CONF.
Average RPI Loss: 163	RECORD	PCT. RANK	GAMES	SCHEDULE	OF SCHEDULE	RPI	RPI	RPI	RPI
DIV. I ONLY	13- 10	130	8-2	243	216	178	178	28	28
DIV. I NON-CONF.	5- 7	205	0	129	69	188	188	26	26
TOTALS	RPI 1-25	RPI 26-50	W-L RECORDS	RPI 51-100	RPI 101-150	RPI 150+			
13- 10	0- 2	1- 0	OVERALL	0- 1	1- 2	11- 5			
8- 4	0- 1	1- 0	HOME	0- 1	0- 1	7- 1			
5- 6	0- 1	0- 0	AWAY	0- 0	1- 1	4- 4			
0- 0	0- 0	0- 0	NEUTRAL	0- 0	0- 0	0- 0			
5- 7	0- 2	1- 0	NON-CONFERENCE	0- 1	1- 2	3- 2			
3- 4	0- 1	1- 0	HOME	0- 1	0- 1	2- 1			
2- 3	0- 1	0- 0	AWAY	0- 0	1- 1	1- 1			
0- 0	0- 0	0- 0	NEUTRAL	0- 0	0- 0	0- 0			
8- 3	0- 0	0- 0	CONFERENCE	0- 0	0- 0	8- 3			
5- 0	0- 0	0- 0	HOME	0- 0	0- 0	5- 0			
3- 3	0- 0	0- 0	AWAY	0- 0	0- 0	3- 3			
0- 0	0- 0	0- 0	NEUTRAL	0- 0	0- 0	0- 0			

RPI 1-25				RPI 26-50				RPI 51-100				RPI 101+ Team's RPI: 178			
RPI	S	Opponent	Score	RPI	S	Opponent	Score	RPI	S	Opponent	Score	RPI	S	Opponent	Score
15	A	Oregon St.	32 64	42	H	Texas	73 60	59	H	Penn	55 70	120	A	Idaho	52 67
21	H	NC State	59 68									134	A	Washington	62 50
												137	H	Texas Southern	57 74
												161	A	UC Davis	49 62
												190	A	Pepperdine	52 51
												230	H	Cal St. Fullerton	79 72
												242	H	San Diego St.	61 58
												250	H	North Texas	60 66
												267	A	UC Santa Barbara	63 51
												276	A	Long Beach St.	55 62
												276	H	Long Beach St.	68 44
												283	A	UC Riverside	65 59
												283	H	UC Riverside	80 57
												293	A	LMU (CA)	51 65
												299	A	CSUN	54 58
												299	H	CSUN	70 66
												303	H	UTSA	62 50
												304	H	UC Irvine	94 70
												313	A	Cal Poly	59 46
LAST 10 Division I															
299	H	CSUN	70 66	283	A	UC Riverside	65 59								
267	A	UC Santa Barbara	63 51	276	A	Long Beach St.	55 62								
313	A	Cal Poly	59 46	230	H	Cal St. Fullerton	79 72								
276	H	Long Beach St.	68 44	283	H	UC Riverside	80 57								
304	H	UC Irvine	94 70	161	A	UC Davis	49 62								

Non-Div I Games: Hope Int'l 86 49

Hawaii

Average RPI Win:	265	WON-LOST	WINNING	LAST 10	STRENGTH OF	OPP. STRENGTH	TEAM	ADJ.	CONF.	ADJ CONF.
Average RPI Loss:	169	RECORD	PCT. RANK	GAMES	SCHEDULE	OF SCHEDULE	RPI	RPI	RPI	RPI
DIV. I ONLY	11- 13	198	7-3	205	316	207	207	25	25	
DIV. I NON-CONF.	2- 7	288	0	187	249	274	274	28	28	
TOTALS	RPI 1-25	RPI 26-50	W-L RECORDS	RPI 51-100	RPI 101-150	RPI 150+				
11- 13	0- 0	0- 1	OVERALL	0- 1	2- 4	9- 7				
6- 4	0- 0	0- 0	HOME	0- 0	1- 2	5- 2				
5- 9	0- 0	0- 1	AWAY	0- 1	1- 2	4- 5				
0- 0	0- 0	0- 0	NEUTRAL	0- 0	0- 0	0- 0				
2- 7	0- 0	0- 1	NON-CONFERENCE	0- 1	0- 2	2- 3				
1- 2	0- 0	0- 0	HOME	0- 0	0- 1	1- 1				
1- 5	0- 0	0- 1	AWAY	0- 1	0- 1	1- 2				
0- 0	0- 0	0- 0	NEUTRAL	0- 0	0- 0	0- 0				
9- 6	0- 0	0- 0	CONFERENCE	0- 0	2- 2	7- 4				
5- 2	0- 0	0- 0	HOME	0- 0	1- 1	4- 1				
4- 4	0- 0	0- 0	AWAY	0- 0	1- 1	3- 3				
0- 0	0- 0	0- 0	NEUTRAL	0- 0	0- 0	0- 0				

RPI S	Opponent	Score	RPI S	Opponent	Score	RPI S	Opponent	Score	RPI S	Opponent	Score	Team's RPI: 207
			31 A	Duke	57 93	93 A	Butler	52 74	116 A	Campbell	36 73	
									116 H	Campbell	66 68	
									131 H	Davidson	63 73	
									141 A	Hampton	81 77	
									141 H	Hampton	74 59	
									148 A	UNC Greensboro	70 82	
									188 H	Radford	68 58	
									194 A	Norfolk St.	58 72	
									199 A	American	48 56	
									206 A	Gardner-Webb	57 70	
									206 H	Gardner-Webb	46 62	
									245 A	UNC Asheville	60 76	
									252 H	Col. of Charleston	70 79	
									262 A	Winthrop	63 69	
									262 H	Winthrop	94 61	
									271 A	Longwood	76 69	
									285 H	ETSU	80 62	
									307 H	Presbyterian	60 55	
									312 A	N.C. Central	78 58	
									330 A	USC Upstate	81 45	
									330 H	USC Upstate	85 46	
									344 A	Charleston So.	84 70	
LAST 10 Division I												
206 H	Gardner-Webb	46 62	206 A	Gardner-Webb	57 70							
116 H	Campbell	66 68	141 A	Hampton	81 77							
330 A	USC Upstate	81 45	307 H	Presbyterian	60 55							
141 H	Hampton	74 59	271 A	Longwood	76 69							
262 H	Winthrop	94 61	344 A	Charleston So.	84 70							

Non-Div I Games:

High Point

■ Loss,
 ■ Non-Conf,
 S Site,
 ■ Home
 ■ Away
 N Neutral

Average RPI Win: 235	WON-LOST	WINNING	LAST 10	STRENGTH OF	OPP. STRENGTH	TEAM	ADJ.	CONF.	ADJ CONF.
Average RPI Loss: 174	RECORD	PCT. RANK	GAMES	SCHEDULE	OF SCHEDULE	RPI	RPI	RPI	RPI
DIV. I ONLY	3- 21	333	0-10	164	288	320	320	14	14
DIV. I NON-CONF.	3- 8	268	0	215	350	310	310	13	13
TOTALS	RPI 1-25	RPI 26-50	W-L RECORDS	RPI 51-100	RPI 101-150	RPI 150+			
3- 21	0- 0	0- 3	OVERALL	0- 1	1- 3	2- 14			
2- 9	0- 0	0- 1	HOME	0- 1	1- 1	1- 6			
1- 10	0- 0	0- 2	AWAY	0- 0	0- 2	1- 6			
0- 2	0- 0	0- 0	NEUTRAL	0- 0	0- 0	0- 2			
3- 8	0- 0	0- 0	NON-CONFERENCE	0- 1	1- 0	2- 7			
2- 3	0- 0	0- 0	HOME	0- 1	1- 0	1- 2			
1- 3	0- 0	0- 0	AWAY	0- 0	0- 0	1- 3			
0- 2	0- 0	0- 0	NEUTRAL	0- 0	0- 0	0- 2			
0- 13	0- 0	0- 3	CONFERENCE	0- 0	0- 3	0- 7			
0- 6	0- 0	0- 1	HOME	0- 0	0- 1	0- 4			
0- 7	0- 0	0- 2	AWAY	0- 0	0- 2	0- 3			
0- 0	0- 0	0- 0	NEUTRAL	0- 0	0- 0	0- 0			

RPI 1-25				RPI 26-50				RPI 51-100				RPI 101+				Team's RPI: 320
RPI	S	Opponent	Score	RPI	S	Opponent	Score	RPI	S	Opponent	Score	RPI	S	Opponent	Score	
				43	A	James Madison	50 92	58	H	Stony Brook	38 81	116	H	Campbell	58 55	
				49	A	Drexel	54 74					125	A	Northeastern	51 74	
				49	H	Drexel	32 45					127	A	William & Mary	42 71	
												127	H	William & Mary	53 66	
												162	A	Elon	50 67	
												162	H	Elon	56 69	
												167	N	Samford	45 65	
												170	A	Towson	71 84	
												182	N	Houston	44 54	
												191	A	Delaware	59 80	
												191	H	Delaware	67 77	
												200	H	Cleveland St.	51 61	
												243	H	Morgan St.	51 39	
												246	A	Fairfield	64 73	
												247	H	Howard	64 73	
												252	H	Col. of Charleston	60 63	
												268	H	UNCW	59 62	
												310	A	Sacred Heart	44 71	
												337	A	LIU Brooklyn	46 85	
												347	A	Hartford	43 41	
LAST 10 Division I																
				127	A	William & Mary	42 71	268	H	UNCW	59 62					
				162	A	Elon	50 67	170	A	Towson	71 84					
				191	H	Delaware	67 77	43	A	James Madison	50 92					
				49	H	Drexel	32 45	162	H	Elon	56 69					
				252	H	Col. of Charleston	60 63	127	H	William & Mary	53 66					

Non-Div I Games:

Hofstra

■ Loss,
 ■ Non-Conf,
 ■ S Site,
 ■ H Home
 ■ A Away
 N Neutral

Holy Cross

Through Games Of Feb. 19, 2020

Average RPI Win:	218	WON-LOST	WINNING	LAST 10	STRENGTH OF	OPP. STRENGTH	TEAM	ADJ.	CONF.	ADJ CONF.
Average RPI Loss:	140	RECORD	PCT. RANK	GAMES	SCHEDULE	OF SCHEDULE	RPI	RPI	RPI	RPI
DIV. I ONLY	15- 10	109	5-5	179	192	117	117	15	15	
DIV. I NON-CONF.	7- 4	100	0	251	247	114	114	16	16	
TOTALS	RPI 1-25	RPI 26-50	W-L RECORDS	RPI 51-100	RPI 101-150	RPI 150+				
15- 10	0- 0	0- 0	OVERALL	1- 3	2- 4	12- 3				
8- 2	0- 0	0- 0	HOME	1- 1	1- 1	6- 0				
7- 8	0- 0	0- 0	AWAY	0- 2	1- 3	6- 3				
0- 0	0- 0	0- 0	NEUTRAL	0- 0	0- 0	0- 0				
7- 4	0- 0	0- 0	NON-CONFERENCE	1- 0	0- 2	6- 2				
4- 0	0- 0	0- 0	HOME	1- 0	0- 0	3- 0				
3- 4	0- 0	0- 0	AWAY	0- 0	0- 2	3- 2				
0- 0	0- 0	0- 0	NEUTRAL	0- 0	0- 0	0- 0				
8- 6	0- 0	0- 0	CONFERENCE	0- 3	2- 2	6- 1				
4- 2	0- 0	0- 0	HOME	0- 1	1- 1	3- 0				
4- 4	0- 0	0- 0	AWAY	0- 2	1- 1	3- 1				
0- 0	0- 0	0- 0	NEUTRAL	0- 0	0- 0	0- 0				

RPI S	Opponent	Score	RPI S	Opponent	Score	RPI S	Opponent	Score	RPI S	Opponent	Score	Team's RPI: 117
						63	A Bucknell	45 63	122	A North Florida	60 80	
						63	H Bucknell	40 51	128	A Boston U.	70 76	
						68	H Boston College	80 71	128	H Boston U.	51 62	
						95	A Colgate	60 71	135	A Lehigh	74 57	
									135	H Lehigh	65 62	
									149	A Massachusetts	72 75	
									175	A Rhode Island	58 73	
									179	A Illinois	75 78	
									185	A Lafayette	57 49	
									185	H Lafayette	57 56	
									187	H Merrimack	68 42	
									199	H American	72 59	
									212	A Stetson	75 63	
									218	A Brown	83 71	
									259	A Loyola Maryland	64 56	
									264	H New Hampshire	82 61	
									300	A Army West Point	48 61	
									301	A Navy	58 49	
									301	H Navy	57 43	
									310	A Sacred Heart	65 52	
									315	H Bryant	87 75	
LAST 10 Division I												
			63	A Bucknell	45 63		301	H Navy	57 43			
			185	A Lafayette	57 49		128	A Boston U.	70 76			
			135	H Lehigh	65 62		135	A Lehigh	74 57			
			128	H Boston U.	51 62		199	H American	72 59			
			95	A Colgate	60 71		300	A Army West Point	48 61			

Non-Div I Games:

Holy Cross

Loss, Non-Conf, S Site, H Home A Away N Neutral

Average RPI Win:	221	WON-LOST	WINNING	LAST 10	STRENGTH OF	OPP. STRENGTH	TEAM	ADJ.	CONF.	ADJ CONF.
Average RPI Loss:	93	RECORD	PCT. RANK	GAMES	SCHEDULE	OF SCHEDULE	RPI	RPI	RPI	RPI
DIV. I ONLY	12- 15	209	4-6	121	85	182	182	9	9	
DIV. I NON-CONF.	7- 7	164	0	178	118	180	180	9	9	
TOTALS	RPI 1-25	RPI 26-50	W-L RECORDS	RPI 51-100	RPI 101-150	RPI 150+				
12- 15	0- 2	0- 2	OVERALL	1- 8	0- 0	11- 3				
9- 4	0- 0	0- 2	HOME	1- 2	0- 0	8- 0				
1- 9	0- 2	0- 0	AWAY	0- 5	0- 0	1- 2				
2- 2	0- 0	0- 0	NEUTRAL	0- 1	0- 0	2- 1				
7- 7	0- 1	0- 1	NON-CONFERENCE	1- 3	0- 0	6- 2				
5- 1	0- 0	0- 1	HOME	1- 0	0- 0	4- 0				
0- 4	0- 1	0- 0	AWAY	0- 2	0- 0	0- 1				
2- 2	0- 0	0- 0	NEUTRAL	0- 1	0- 0	2- 1				
5- 8	0- 1	0- 1	CONFERENCE	0- 5	0- 0	5- 1				
4- 3	0- 0	0- 1	HOME	0- 2	0- 0	4- 0				
1- 5	0- 1	0- 0	AWAY	0- 3	0- 0	1- 1				
0- 0	0- 0	0- 0	NEUTRAL	0- 0	0- 0	0- 0				

RPI	S	Opponent	Score	RPI	S	Opponent	Score	RPI	S	Opponent	Score	RPI	S	Opponent	Score	Team's RPI: 182
7	A	UConn	51 91	29	H	FGCU	45 57	57	H	Oklahoma	85 69	157	A	Tulane	66 60	
14	A	Texas A&M	43 72	41	H	UCF	49 67	71	A	South Fla.	45 74	159	H	Wichita St.	64 56	
								73	A	Temple	75 76	180	H	Memphis	75 65	
								73	H	Temple	58 61	202	A	New Mexico	71 81	
								74	A	Georgia Tech	38 69	208	H	Southern Miss.	75 60	
								76	A	Cincinnati	66 85	228	H	SMU	55 53	
								76	H	Cincinnati	65 74	233	H	Southeastern La.	78 65	
								84	N	Syracuse	62 87	235	N	San Francisco	57 80	
								94	A	Fordham	54 63	244	H	Louisiana Tech	67 53	
												251	A	East Carolina	50 53	
												251	H	East Carolina	72 63	
												294	N	California Baptist	96 75	
												316	H	Houston Baptist	82 60	
												320	N	Hofstra	54 44	
LAST 10 Division I																
76	H	Cincinnati	65 74	157	A	Tulane	66 60									
73	A	Temple	75 76	71	A	South Fla.	45 74									
41	H	UCF	49 67	159	H	Wichita St.	64 56									
251	A	East Carolina	50 53	76	A	Cincinnati	66 85									
228	H	SMU	55 53	251	H	East Carolina	72 63									

Non-Div I Games:

Houston

■ Loss,
 ■ Non-Conf,
 ■ S Site,
 ■ H Home
 ■ A Away
 N Neutral

Houston Baptist

Through Games Of Feb. 19, 2020

Average RPI Win:	279	WON-LOST	WINNING	LAST 10	STRENGTH OF	OPP. STRENGTH	TEAM	ADJ.	CONF.	ADJ CONF.
Average RPI Loss:	189	RECORD	PCT. RANK	GAMES	SCHEDULE	OF SCHEDULE	RPI	RPI	RPI	RPI
DIV. I ONLY	4- 18	321	2-8	256	300	316	316	23	23	
DIV. I NON-CONF.	2- 5	259	0	148	260	197	197	24	24	
TOTALS	RPI 1-25	RPI 26-50	W-L RECORDS	RPI 51-100	RPI 101-150	RPI 150+				
4- 18	0- 1	0- 0	OVERALL	0- 2	0- 5	4- 10				
1- 8	0- 0	0- 0	HOME	0- 2	0- 2	1- 4				
3- 10	0- 1	0- 0	AWAY	0- 0	0- 3	3- 6				
0- 0	0- 0	0- 0	NEUTRAL	0- 0	0- 0	0- 0				
2- 5	0- 1	0- 0	NON-CONFERENCE	0- 0	0- 1	2- 3				
0- 1	0- 0	0- 0	HOME	0- 0	0- 0	0- 1				
2- 4	0- 1	0- 0	AWAY	0- 0	0- 1	2- 2				
0- 0	0- 0	0- 0	NEUTRAL	0- 0	0- 0	0- 0				
2- 13	0- 0	0- 0	CONFERENCE	0- 2	0- 4	2- 7				
1- 7	0- 0	0- 0	HOME	0- 2	0- 2	1- 3				
1- 6	0- 0	0- 0	AWAY	0- 0	0- 2	1- 4				
0- 0	0- 0	0- 0	NEUTRAL	0- 0	0- 0	0- 0				

RPI 1-25				RPI 26-50				RPI 51-100				RPI 101+ Team's RPI: 316			
RPI	S	Opponent	Score	RPI	S	Opponent	Score	RPI	S	Opponent	Score	RPI	S	Opponent	Score
4	A	Baylor	42 112					85	H	SFA	42 59	124	A	Abilene Christian	54 71
								96	H	A&M-Corpus Christi	65 75	124	H	Abilene Christian	79 84
												144	H	Sam Houston St.	69 97
												147	A	Texas Tech	51 59
												150	A	New Orleans	84 88
												159	A	Wichita St.	42 59
												169	H	Northern Ariz.	62 79
												182	A	Houston	60 82
												215	A	Oral Roberts	74 73
												225	A	Central Ark.	39 63
												233	H	Southeastern La.	59 69
												269	A	Lamar University	53 60
												269	H	Lamar University	72 59
												278	H	Nicholls St.	78 84
												280	A	Incarnate Word	60 55
												338	A	Northwestern St.	60 69
												338	H	Northwestern St.	46 54
												343	A	McNeese	72 88
												350	A	La.-Monroe	72 65
LAST 10 Division I															
124	H	Abilene Christian	79 84	96	H	A&M-Corpus Christi	65 75								
269	H	Lamar University	72 59	280	A	Incarnate Word	60 55								
124	A	Abilene Christian	54 71	343	A	McNeese	72 88								
338	H	Northwestern St.	46 54	278	H	Nicholls St.	78 84								
150	A	New Orleans	84 88	144	H	Sam Houston St.	69 97								

Non-Div I Games: LSU-Shreveport 67 44 Paul Quinn 63 34

Houston Baptist

Loss, Non-Conf, S Site, H Home A Away N Neutral

Average RPI Win: 306	WON-LOST	WINNING	LAST 10	STRENGTH OF	OPP. STRENGTH	TEAM	ADJ.	CONF.	ADJ CONF.
Average RPI Loss: 142	RECORD	PCT. RANK	GAMES	SCHEDULE	OF SCHEDULE	RPI	RPI	RPI	RPI
DIV. I ONLY	14- 10	122	5-5	347	286	247	247	29	29
DIV. I NON-CONF.	8- 5	117	0	315	204	184	184	29	29
TOTALS	RPI 1-25	RPI 26-50	W-L RECORDS	RPI 51-100	RPI 101-150	RPI 150+			
14- 10	0- 0	0- 0	OVERALL	0- 3	0- 3	14- 4			
6- 4	0- 0	0- 0	HOME	0- 0	0- 1	6- 3			
8- 4	0- 0	0- 0	AWAY	0- 2	0- 1	8- 1			
0- 2	0- 0	0- 0	NEUTRAL	0- 1	0- 1	0- 0			
8- 5	0- 0	0- 0	NON-CONFERENCE	0- 3	0- 1	8- 1			
3- 1	0- 0	0- 0	HOME	0- 0	0- 0	3- 1			
5- 2	0- 0	0- 0	AWAY	0- 2	0- 0	5- 0			
0- 2	0- 0	0- 0	NEUTRAL	0- 1	0- 1	0- 0			
6- 5	0- 0	0- 0	CONFERENCE	0- 0	0- 2	6- 3			
3- 3	0- 0	0- 0	HOME	0- 0	0- 1	3- 2			
3- 2	0- 0	0- 0	AWAY	0- 0	0- 1	3- 1			
0- 0	0- 0	0- 0	NEUTRAL	0- 0	0- 0	0- 0			

RPI S	Opponent	Score	RPI S	Opponent	Score	RPI S	Opponent	Score	RPI S	Opponent	Score	Team's RPI: 247
						54	A Tennessee	38 88	111	A Bethune-Cookman	59 88	
						63	N Bucknell	60 70	111	H Bethune-Cookman	59 75	
						71	A South Fla.	53 82	134	N Washington	58 75	
									192	H La Salle	62 78	
									194	H Norfolk St.	80 83	
									240	A George Mason	86 75	
									243	A Morgan St.	67 74	
									243	H Morgan St.	52 68	
									251	A East Carolina	67 51	
									259	A Loyola Maryland	75 69	
									265	H Niagara	91 42	
									296	A UMBC	72 61	
									319	H Fairleigh Dickinson	64 56	
									320	A Hofstra	73 64	
									323	A UMES	79 58	
									326	H Saint Peter's	92 80	
									327	A Coppin St.	66 54	
									327	H Coppin St.	64 52	
									342	A Florida A&M	82 56	
									342	H Florida A&M	72 58	
									349	H South Carolina St.	78 47	
LAST 10 Division I												
			111	A Bethune-Cookman	59 88		342	H Florida A&M	72 58			
			342	A Florida A&M	82 56		243	A Morgan St.	67 74			
			327	H Coppin St.	64 52		349	H South Carolina St.	78 47			
			243	H Morgan St.	52 68		194	H Norfolk St.	80 83			
			327	A Coppin St.	66 54		111	H Bethune-Cookman	59 75			

Non-Div I Games:

Howard

Average RPI Win:	208	WON-LOST	WINNING	LAST 10	STRENGTH OF	OPP. STRENGTH	TEAM	ADJ.	CONF.	ADJ CONF.
Average RPI Loss:	111	RECORD	PCT. RANK	GAMES	SCHEDULE	OF SCHEDULE	RPI	RPI	RPI	RPI
DIV. I ONLY	18- 7	52	9-1	139	222	53	53	22	22	
DIV. I NON-CONF.	5- 5	164	0	46	38	68	68	19	19	
TOTALS	RPI 1-25	RPI 26-50	W-L RECORDS	RPI 51-100	RPI 101-150	RPI 150+				
18- 7	0- 0	0- 1	OVERALL	3- 4	1- 0	14- 2				
9- 0	0- 0	0- 0	HOME	2- 0	0- 0	7- 0				
7- 7	0- 0	0- 1	AWAY	0- 4	1- 0	6- 2				
2- 0	0- 0	0- 0	NEUTRAL	1- 0	0- 0	1- 0				
5- 5	0- 0	0- 1	NON-CONFERENCE	3- 4	0- 0	2- 0				
3- 0	0- 0	0- 0	HOME	2- 0	0- 0	1- 0				
0- 5	0- 0	0- 1	AWAY	0- 4	0- 0	0- 0				
2- 0	0- 0	0- 0	NEUTRAL	1- 0	0- 0	1- 0				
13- 2	0- 0	0- 0	CONFERENCE	0- 0	1- 0	12- 2				
6- 0	0- 0	0- 0	HOME	0- 0	0- 0	6- 0				
7- 2	0- 0	0- 0	AWAY	0- 0	1- 0	6- 2				
0- 0	0- 0	0- 0	NEUTRAL	0- 0	0- 0	0- 0				

RPI 1-25				RPI 26-50				RPI 51-100				Team's RPI: 53	RPI 101+			
RPI	S	Opponent	Score	RPI	S	Opponent	Score	RPI	S	Opponent	Score		RPI	S	Opponent	Score
				45	A	Ohio	64 70	61	H	Ball St.	65 48		138	A	Green Bay	54 42
								62	A	UT Martin	51 57		162	N	Elon	59 53
								67	N	St. John's (NY)	85 78		164	A	Wright St.	62 58
								70	A	UNI	50 51		164	H	Wright St.	80 60
								81	H	Southern Ill.	81 78		183	A	Northern Ky.	62 65
								90	A	Miami (FL)	65 74		183	H	Northern Ky.	89 61
								93	A	Butler	61 64		200	A	Cleveland St.	78 53
													200	H	Cleveland St.	58 48
													231	A	Youngstown St.	73 75
													231	H	Youngstown St.	77 69
													239	A	Milwaukee	75 52
													266	H	Eastern Ky.	72 42
													289	A	Oakland	89 63
													289	H	Oakland	76 41
													333	A	Detroit Mercy	95 54
													333	H	Detroit Mercy	82 45
													341	A	UIC	88 49
LAST 10 Division I																
				183	A	Northern Ky.	62 65	200	H	Cleveland St.	58 48					
				164	A	Wright St.	62 58	341	A	UIC	88 49					
				289	A	Oakland	89 63	239	A	Milwaukee	75 52					
				333	A	Detroit Mercy	95 54	138	A	Green Bay	54 42					
				231	H	Youngstown St.	77 69	164	H	Wright St.	80 60					

Non-Div I Games: Ind.-Northwest 103 45

IUPUI

■ Loss,
 ■ Non-Conf,
 ■ S Site,
 ■ Home
 ■ A Away
 N Neutral

Idaho

Through Games Of Feb. 19, 2020

Average RPI Win: 226	WON-LOST	WINNING	LAST 10	STRENGTH OF	OPP. STRENGTH	TEAM	ADJ.	CONF.	ADJ CONF.
Average RPI Loss: 133	RECORD	PCT. RANK	GAMES	SCHEDULE	OF SCHEDULE	RPI	RPI	RPI	RPI
DIV. I ONLY	15- 8	81	7-3	210	168	120	120	18	18
DIV. I NON-CONF.	5- 4	140	0	130	130	100	100	17	17
TOTALS	RPI 1-25	RPI 26-50	W-L RECORDS	RPI 51-100	RPI 101-150	RPI 150+			
15- 8	0- 0	0- 2	OVERALL	1- 2	1- 0	13- 4			
8- 2	0- 0	0- 0	HOME	0- 1	0- 0	8- 1			
7- 4	0- 0	0- 1	AWAY	1- 1	1- 0	5- 2			
0- 2	0- 0	0- 1	NEUTRAL	0- 0	0- 0	0- 1			
5- 4	0- 0	0- 2	NON-CONFERENCE	0- 1	1- 0	4- 1			
2- 0	0- 0	0- 0	HOME	0- 0	0- 0	2- 0			
3- 2	0- 0	0- 1	AWAY	0- 1	1- 0	2- 0			
0- 2	0- 0	0- 1	NEUTRAL	0- 0	0- 0	0- 1			
10- 4	0- 0	0- 0	CONFERENCE	1- 1	0- 0	9- 3			
6- 2	0- 0	0- 0	HOME	0- 1	0- 0	6- 1			
4- 2	0- 0	0- 0	AWAY	1- 0	0- 0	3- 2			
0- 0	0- 0	0- 0	NEUTRAL	0- 0	0- 0	0- 0			

RPI S	Opponent	Score	RPI S	Opponent	Score	RPI S	Opponent	Score	RPI S	Opponent	Score	Team's RPI: 120
26	N Old Dominion	55 67	71	A South Fla.	64 67	109	A San Diego	65 32	169	H Northern Ariz.	70 71	
47	A Oklahoma St.	47 62	89	A Montana St.	69 68	174	A Montana	60 69	174	H Montana	52 51	
			89	H Montana St.	56 62	174	H Hawaii	67 52	178	H Idaho St.	62 56	
						189	A Southern Utah	71 56	220	A Northern Colo.	57 46	
						221	A Portland St.	53 74	221	H Portland St.	65 52	
						235	A San Francisco	66 60	258	H Colorado St.	61 54	
						269	N Lamar University	44 47	298	H Sacramento St.	70 44	
						306	A Eastern Wash.	75 46	306	H Eastern Wash.	69 60	
						308	A Seattle U	90 84	321	H Weber St.	70 50	
LAST 10 Division I												
221	H Portland St.	65 52	169	H Northern Ariz.	70 71							
306	A Eastern Wash.	75 46	189	A Southern Utah	71 56							
174	A Montana	60 69	220	A Northern Colo.	57 46							
89	H Montana St.	56 62	174	H Montana	52 51							
298	H Sacramento St.	70 44	306	H Eastern Wash.	69 60							

Non-Div I Games:

Idaho

■ Loss,
■ Non-Conf,
■ S Site,
■ H Home
■ A Away
N Neutral

Average RPI Win:	253	WON-LOST	WINNING	LAST 10	STRENGTH OF	OPP. STRENGTH	TEAM	ADJ.	CONF.	ADJ CONF.
Average RPI Loss:	142	RECORD	PCT. RANK	GAMES	SCHEDULE	OF SCHEDULE	RPI	RPI	RPI	RPI
DIV. I ONLY	11- 11	176	7-3	225	197	180	180	18	18	
DIV. I NON-CONF.	2- 5	259	0	255	88	262	262	17	17	
TOTALS	RPI 1-25	RPI 26-50	W-L RECORDS	RPI 51-100	RPI 101-150	RPI 150+				
11- 11	0- 0	0- 3	OVERALL	0- 2	0- 1	11- 5				
5- 4	0- 0	0- 0	HOME	0- 1	0- 0	5- 3				
6- 7	0- 0	0- 3	AWAY	0- 1	0- 1	6- 2				
0- 0	0- 0	0- 0	NEUTRAL	0- 0	0- 0	0- 0				
2- 5	0- 0	0- 3	NON-CONFERENCE	0- 0	0- 0	2- 2				
1- 1	0- 0	0- 0	HOME	0- 0	0- 0	1- 1				
1- 4	0- 0	0- 3	AWAY	0- 0	0- 0	1- 1				
0- 0	0- 0	0- 0	NEUTRAL	0- 0	0- 0	0- 0				
9- 6	0- 0	0- 0	CONFERENCE	0- 2	0- 1	9- 3				
4- 3	0- 0	0- 0	HOME	0- 1	0- 0	4- 2				
5- 3	0- 0	0- 0	AWAY	0- 1	0- 1	5- 1				
0- 0	0- 0	0- 0	NEUTRAL	0- 0	0- 0	0- 0				

RPI 1-25				RPI 26-50				RPI 51-100				RPI 101+				Team's RPI: 180	
RPI	S	Opponent	Score	RPI	S	Opponent	Score	RPI	S	Opponent	Score	RPI	S	Opponent	Score		
				27	A	Arizona St.	69 74	89	A	Montana St.	59 67	120	A	Idaho	56 62		
				31	A	Duke	66 85	89	H	Montana St.	55 74	169	A	Northern Ariz.	79 76		
				47	A	Oklahoma St.	52 70					169	H	Northern Ariz.	59 70		
												174	A	Montana	67 53		
												174	H	Montana	72 59		
												189	A	Southern Utah	65 72		
												189	H	Southern Utah	73 54		
												220	H	Northern Colo.	59 39		
												221	H	Portland St.	64 69		
												287	A	Utah St.	61 69		
												294	H	California Baptist	68 74		
												298	A	Sacramento St.	75 51		
												298	H	Sacramento St.	80 62		
												306	A	Eastern Wash.	67 47		
												308	H	Seattle U	73 48		
												321	A	Weber St.	65 54		
												324	A	Utah Valley	88 61		
LAST 10 Division I																	
				174	H	Montana	72 59	220	H	Northern Colo.	59 39						
				89	H	Montana St.	55 74	89	A	Montana St.	59 67						
				298	A	Sacramento St.	75 51	174	A	Montana	67 53						
				169	A	Northern Ariz.	79 76	221	H	Portland St.	64 69						
				189	H	Southern Utah	73 54	321	A	Weber St.	65 54						

Non-Div I Games: Arizona Christian 93 36 Montana Tech 83 57

Idaho St.

Average RPI Win:	230	WON-LOST	WINNING	LAST 10	STRENGTH OF	OPP. STRENGTH	TEAM	ADJ.	CONF.	ADJ CONF.
Average RPI Loss:	43	RECORD	PCT. RANK	GAMES	SCHEDULE	OF SCHEDULE	RPI	RPI	RPI	RPI
DIV. I ONLY	11- 15	220	1-9	96	42	179	179	2	2	
DIV. I NON-CONF.	9- 2	37	0	325	292	163	163	2	2	
TOTALS	RPI 1-25	RPI 26-50	W-L RECORDS	RPI 51-100	RPI 101-150	RPI 150+				
11- 15	0- 7	0- 5	OVERALL	1- 1	2- 2	8- 0				
9- 8	0- 4	0- 2	HOME	1- 1	1- 1	7- 0				
2- 7	0- 3	0- 3	AWAY	0- 0	1- 1	1- 0				
0- 0	0- 0	0- 0	NEUTRAL	0- 0	0- 0	0- 0				
9- 2	0- 0	0- 0	NON-CONFERENCE	0- 1	2- 1	7- 0				
8- 1	0- 0	0- 0	HOME	0- 1	1- 0	7- 0				
1- 1	0- 0	0- 0	AWAY	0- 0	1- 1	0- 0				
0- 0	0- 0	0- 0	NEUTRAL	0- 0	0- 0	0- 0				
2- 13	0- 7	0- 5	CONFERENCE	1- 0	0- 1	1- 0				
1- 7	0- 4	0- 2	HOME	1- 0	0- 1	0- 0				
1- 6	0- 3	0- 3	AWAY	0- 0	0- 0	1- 0				
0- 0	0- 0	0- 0	NEUTRAL	0- 0	0- 0	0- 0				

RPI	S	Opponent	Score	RPI	S	Opponent	Score	RPI	S	Opponent	Score	RPI	S	Opponent	Score	Team's RPI: 179
3	H	Maryland	60 79	35	A	Michigan	59 80	72	H	Minnesota	74 71	104	A	North Carolina	60 85	
10	H	Northwestern	50 77	37	A	Purdue	67 81	91	H	Illinois St.	58 74	117	H	Holy Cross	78 75	
12	A	Iowa	72 108	37	H	Purdue	58 70					136	H	Wisconsin	64 73	
19	A	Indiana	42 83	46	A	Rutgers	41 72					139	A	Missouri	58 51	
19	H	Indiana	54 59	46	H	Rutgers	51 75					177	H	Austin Peay	76 62	
22	A	Ohio St.	47 77									187	H	Merrimack	75 72	
22	H	Ohio St.	58 78									209	A	Penn St.	70 66	
												307	H	Presbyterian	71 52	
												315	H	Bryant	69 55	
												325	H	Evansville	59 44	
												339	H	Ark.-Pine Bluff	65 50	
												346	H	Chicago St.	96 66	
LAST 10 Division I																
35	A	Michigan	59 80	136	H	Wisconsin	64 73									
37	H	Purdue	58 70	46	A	Rutgers	41 72									
19	H	Indiana	54 59	3	H	Maryland	60 79									
209	A	Penn St.	70 66	22	A	Ohio St.	47 77									
22	H	Ohio St.	58 78	37	A	Purdue	67 81									

Non-Div I Games:

Illinois

Average RPI Win:	180	WON-LOST	WINNING	LAST 10	STRENGTH OF	OPP. STRENGTH	TEAM	ADJ.	CONF.	ADJ CONF.
Average RPI Loss:	77	RECORD	PCT. RANK	GAMES	SCHEDULE	OF SCHEDULE	RPI	RPI	RPI	RPI
DIV. I ONLY	13- 9	121	4-6	64	120	91	91	7	7	
DIV. I NON-CONF.	7- 3	80	0	142	180	62	62	7	7	
TOTALS	RPI 1-25	RPI 26-50	W-L RECORDS	RPI 51-100	RPI 101-150	RPI 150+				
13- 9	0- 1	0- 4	OVERALL	3- 1	2- 1	8- 2				
9- 3	0- 0	0- 2	HOME	2- 0	2- 0	5- 1				
4- 6	0- 1	0- 2	AWAY	1- 1	0- 1	3- 1				
0- 0	0- 0	0- 0	NEUTRAL	0- 0	0- 0	0- 0				
7- 3	0- 0	0- 1	NON-CONFERENCE	1- 1	1- 0	5- 1				
5- 0	0- 0	0- 0	HOME	1- 0	1- 0	3- 0				
2- 3	0- 0	0- 1	AWAY	0- 1	0- 0	2- 1				
0- 0	0- 0	0- 0	NEUTRAL	0- 0	0- 0	0- 0				
6- 6	0- 1	0- 3	CONFERENCE	2- 0	1- 1	3- 1				
4- 3	0- 0	0- 2	HOME	1- 0	1- 0	2- 1				
2- 3	0- 1	0- 1	AWAY	1- 0	0- 1	1- 0				
0- 0	0- 0	0- 0	NEUTRAL	0- 0	0- 0	0- 0				

RPI 1-25				RPI 26-50				RPI 51-100				Team's RPI: 91	RPI 101+			
RPI	S	Opponent	Score	RPI	S	Opponent	Score	RPI	S	Opponent	Score		RPI	S	Opponent	Score
5	A	Missouri St.	74 87	33	A	Marquette	41 58	62	H	UT Martin	70 47		130	A	Loyola Chicago	64 69
				34	H	Drake	67 69	70	H	UNI	65 57		130	H	Loyola Chicago	86 85
				36	A	Bradley	61 76	81	A	Southern Ill.	62 54		145	H	Jackson St.	77 55
				36	H	Bradley	62 66	88	A	Saint Louis	56 61		153	A	Valparaiso	72 60
													153	H	Valparaiso	70 78
													176	H	Northern Ill.	69 66
													177	A	Austin Peay	72 77
													179	A	Illinois	74 58
													195	H	Western Ill.	78 65
													210	A	North Dakota	66 58
													277	H	Indiana St.	83 69
													325	H	Evansville	81 58
													334	H	SIUE	74 53
LAST 10 Division I																
				153	H	Valparaiso	70 78	70	H	UNI	65 57					
				130	H	Loyola Chicago	86 85	34	H	Drake	67 69					
				36	H	Bradley	62 66	130	A	Loyola Chicago	64 69					
				5	A	Missouri St.	74 87	153	A	Valparaiso	72 60					
				81	A	Southern Ill.	62 54	36	A	Bradley	61 76					

Non-Div I Games: Truman 87 60

Illinois St.

Average RPI Win:	272	WON-LOST	WINNING	LAST 10	STRENGTH OF	OPP. STRENGTH	TEAM	ADJ.	CONF.	ADJ CONF.
Average RPI Loss:	184	RECORD	PCT. RANK	GAMES	SCHEDULE	OF SCHEDULE	RPI	RPI	RPI	RPI
DIV. I ONLY	8- 12	241	5-5	322	262	280	280	23	23	
DIV. I NON-CONF.	0- 5	338	0	307	101	348	348	24	24	
TOTALS	RPI 1-25	RPI 26-50	W-L RECORDS	RPI 51-100	RPI 101-150	RPI 150+				
8- 12	0- 0	0- 1	OVERALL	0- 2	2- 3	6- 6				
3- 5	0- 0	0- 0	HOME	0- 1	0- 1	3- 3				
5- 7	0- 0	0- 1	AWAY	0- 1	2- 2	3- 3				
0- 0	0- 0	0- 0	NEUTRAL	0- 0	0- 0	0- 0				
0- 5	0- 0	0- 1	NON-CONFERENCE	0- 0	0- 1	0- 3				
0- 1	0- 0	0- 0	HOME	0- 0	0- 0	0- 1				
0- 4	0- 0	0- 1	AWAY	0- 0	0- 1	0- 2				
0- 0	0- 0	0- 0	NEUTRAL	0- 0	0- 0	0- 0				
8- 7	0- 0	0- 0	CONFERENCE	0- 2	2- 2	6- 3				
3- 4	0- 0	0- 0	HOME	0- 1	0- 1	3- 2				
5- 3	0- 0	0- 0	AWAY	0- 1	2- 1	3- 1				
0- 0	0- 0	0- 0	NEUTRAL	0- 0	0- 0	0- 0				

RPI S	Opponent	Score	RPI S	Opponent	Score	RPI S	Opponent	Score	RPI S	Opponent	Score	Team's RPI: 280
45	A Ohio	41 78	85	A SFA	45 67	103	A Kansas St.	41 85	124	A Abilene Christian	71 70	
			96	H A&M-Corpus Christi	38 64	144	A Sam Houston St.	77 74	150	A New Orleans	57 61	
						150	H New Orleans	55 67	225	H Central Ark.	37 47	
						233	A Southeastern La.	44 58	242	H San Diego St.	48 57	
						258	A Colorado St.	47 75	269	A Lamar University	67 48	
						278	H Nicholls St.	53 51	303	A UTSA	56 63	
						316	H Houston Baptist	55 60	338	A Northwestern St.	69 67	
						338	H Northwestern St.	76 39	343	A McNeese	72 71	
						343	H McNeese	73 56				
LAST 10 Division I												
343	A McNeese	72 71	124	A Abilene Christian	71 70							
150	A New Orleans	57 61	316	H Houston Baptist	55 60							
338	H Northwestern St.	76 39	96	H A&M-Corpus Christi	38 64							
233	A Southeastern La.	44 58	269	A Lamar University	67 48							
144	A Sam Houston St.	77 74	85	A SFA	45 67							

Non-Div I Games: Schreiner 70 35 Tex. A&M Int'l 55 38 Paul Quinn 79 62 UNKNOWN 74 52 Incarnate Word

Average RPI Win:	122	WON-LOST	WINNING	LAST 10	STRENGTH OF	OPP. STRENGTH	TEAM	ADJ.	CONF.	ADJ CONF.
Average RPI Loss:	9	RECORD	PCT. RANK	GAMES	SCHEDULE	OF SCHEDULE	RPI	RPI	RPI	RPI
DIV. I ONLY	20- 7	47	6-4	8	10	19	19	2	2	
DIV. I NON-CONF.	10- 2	29	0	12	35	9	9	2	2	
TOTALS	RPI 1-25	RPI 26-50	W-L RECORDS	RPI 51-100	RPI 101-150	RPI 150+				
20- 7	1- 7	3- 0	OVERALL	6- 0	4- 0	6- 0				
10- 4	0- 4	1- 0	HOME	2- 0	3- 0	4- 0				
8- 2	0- 2	2- 0	AWAY	3- 0	1- 0	2- 0				
2- 1	1- 1	0- 0	NEUTRAL	1- 0	0- 0	0- 0				
10- 2	1- 2	0- 0	NON-CONFERENCE	3- 0	3- 0	3- 0				
5- 1	0- 1	0- 0	HOME	0- 0	2- 0	3- 0				
3- 0	0- 0	0- 0	AWAY	2- 0	1- 0	0- 0				
2- 1	1- 1	0- 0	NEUTRAL	1- 0	0- 0	0- 0				
10- 5	0- 5	3- 0	CONFERENCE	3- 0	1- 0	3- 0				
5- 3	0- 3	1- 0	HOME	2- 0	1- 0	1- 0				
5- 2	0- 2	2- 0	AWAY	1- 0	0- 0	2- 0				
0- 0	0- 0	0- 0	NEUTRAL	0- 0	0- 0	0- 0				

RPI	S	Opponent	Score
2	N	South Carolina	71 57
3	A	Maryland	62 76
3	H	Maryland	69 79
4	N	Baylor	62 77
8	H	UCLA	58 68
10	H	Northwestern	69 71
12	A	Iowa	85 91
22	H	Ohio St.	76 80

RPI	S	Opponent	Score
37	A	Purdue	66 54
37	H	Purdue	66 48
46	A	Rutgers	66 56

RPI	S	Opponent	Score
72	H	Minnesota	65 52
86	A	Nebraska	57 53
90	A	Miami (FL)	58 45
92	H	Michigan St.	79 67
93	A	Butler	64 53
97	N	Washington St.	78 44

RPI	S	Opponent	Score
122	H	North Florida	72 45
133	A	Florida	73 49
136	H	Wisconsin	75 65
145	H	Jackson St.	91 51
168	H	Mt. St. Mary's	75 52
179	A	Illinois	59 54
179	H	Illinois	83 42
209	A	Penn St.	76 60
231	H	Youngstown St.	93 56
278	H	Nicholls St.	111 47

LAST 10 Division I

22	H	Ohio St.	76 80
179	A	Illinois	59 54
86	A	Nebraska	57 53
3	H	Maryland	69 79
37	A	Purdue	66 54
136	H	Wisconsin	75 65
72	H	Minnesota	65 52
209	A	Penn St.	76 60
3	A	Maryland	62 76
10	H	Northwestern	69 71

Non-Div I Games:

Indiana

Average RPI Win:	241	WON-LOST	WINNING	LAST 10	STRENGTH OF	OPP. STRENGTH	TEAM	ADJ.	CONF.	ADJ CONF.
Average RPI Loss:	123	RECORD	PCT. RANK	GAMES	SCHEDULE	OF SCHEDULE	RPI	RPI	RPI	RPI
DIV. I ONLY	4- 21	323	2-8	82	161	277	277	7	7	
DIV. I NON-CONF.	2- 10	313	0	190	304	296	296	7	7	
TOTALS	RPI 1-25	RPI 26-50	W-L RECORDS	RPI 51-100	RPI 101-150	RPI 150+				
4- 21	0- 1	0- 3	OVERALL	1- 5	0- 5	3- 7				
2- 9	0- 1	0- 1	HOME	1- 2	0- 2	1- 3				
2- 11	0- 0	0- 2	AWAY	0- 3	0- 3	2- 3				
0- 1	0- 0	0- 0	NEUTRAL	0- 0	0- 0	0- 1				
2- 10	0- 0	0- 0	NON-CONFERENCE	0- 2	0- 3	2- 5				
0- 4	0- 0	0- 0	HOME	0- 1	0- 1	0- 2				
2- 5	0- 0	0- 0	AWAY	0- 1	0- 2	2- 2				
0- 1	0- 0	0- 0	NEUTRAL	0- 0	0- 0	0- 1				
2- 11	0- 1	0- 3	CONFERENCE	1- 3	0- 2	1- 2				
2- 5	0- 1	0- 1	HOME	1- 1	0- 1	1- 1				
0- 6	0- 0	0- 2	AWAY	0- 2	0- 1	0- 1				
0- 0	0- 0	0- 0	NEUTRAL	0- 0	0- 0	0- 0				

RPI 1-25				RPI 26-50				RPI 51-100				RPI 101+				Team's RPI: 277	
RPI	S	Opponent	Score	RPI	S	Opponent	Score	RPI	S	Opponent	Score	RPI	S	Opponent	Score		
5	H	Missouri St.	55 76	34	A	Drake	65 105	70	A	UNI	43 73	115	A	Kansas	72 84		
				34	H	Drake	71 92	70	H	UNI	65 63	118	A	Pacific	66 83		
				36	A	Bradley	75 91	78	A	Colorado	46 59	123	H	Southeast Mo. St.	58 68		
								81	H	Southern Ill.	55 78	130	A	Loyola Chicago	55 65		
								88	H	Saint Louis	53 55	130	H	Loyola Chicago	51 58		
								91	A	Illinois St.	69 83	153	A	Valparaiso	45 61		
												153	H	Valparaiso	56 75		
												183	H	Northern Ky.	68 70		
												195	A	Western Ill.	72 83		
												226	A	Eastern Ill.	59 57		
												234	H	Marshall	60 72		
												236	A	Murray St.	62 70		
												299	N	CSUN	59 67		
												325	H	Evansville	68 58		
												341	A	UIC	61 40		
LAST 10 Division I																	
				34	H	Drake	71 92	81	H	Southern Ill.	55 78						
				70	H	UNI	65 63	5	H	Missouri St.	55 76						
				153	A	Valparaiso	45 61	70	A	UNI	43 73						
				130	A	Loyola Chicago	55 65	34	A	Drake	65 105						
				325	H	Evansville	68 58	130	H	Loyola Chicago	51 58						

Non-Div I Games:

Indiana St.

Loss, Non-Conf, S Site, H Home A Away N Neutral

Average RPI Loss: 142

Average RPI Win:	272	WON-LOST	WINNING	LAST 10	STRENGTH OF	OPP. STRENGTH	TEAM	ADJ.	CONF.	ADJ CONF.
Average RPI Loss:	142	RECORD	PCT. RANK	GAMES	SCHEDULE	OF SCHEDULE	RPI	RPI	RPI	RPI
DIV. I ONLY	7- 15	281	4-6	116	261	229	229	24	24	
DIV. I NON-CONF.	1- 8	322	0	18	175	209	209	25	25	
<hr/>										
TOTALS	RPI 1-25		RPI 26-50	W-L RECORDS	RPI 51-100	RPI 101-150		RPI 150+		
7- 15	0- 1		0- 0	OVERALL	0- 5	0- 3		7- 6		
1- 9	0- 0		0- 0	HOME	0- 3	0- 2		1- 4		
6- 4	0- 1		0- 0	AWAY	0- 2	0- 0		6- 1		
0- 2	0- 0		0- 0	NEUTRAL	0- 0	0- 1		0- 1		
1- 8	0- 1		0- 0	NON-CONFERENCE	0- 3	0- 3		1- 1		
0- 3	0- 0		0- 0	HOME	0- 1	0- 2		0- 0		
1- 3	0- 1		0- 0	AWAY	0- 2	0- 0		1- 0		
0- 2	0- 0		0- 0	NEUTRAL	0- 0	0- 1		0- 1		
6- 7	0- 0		0- 0	CONFERENCE	0- 2	0- 0		6- 5		
1- 6	0- 0		0- 0	HOME	0- 2	0- 0		1- 4		
5- 1	0- 0		0- 0	AWAY	0- 0	0- 0		5- 1		
0- 0	0- 0		0- 0	NEUTRAL	0- 0	0- 0		0- 0		

[illegible]

Non-Div I Games:

Iona

Loss, Non-Conf, S Site, H Home A Away N Neutral

Average RPI Win: 106	WON-LOST	WINNING	LAST 10	STRENGTH OF	OPP. STRENGTH	TEAM	ADJ.	CONF.	ADJ CONF.
Average RPI Loss: 66	RECORD	PCT. RANK	GAMES	SCHEDULE	OF SCHEDULE	RPI	RPI	RPI	RPI
DIV. I ONLY	21- 5	29	8-2	18	17	12	12	2	2
DIV. I NON-CONF.	9- 2	37	0	53	98	20	20	2	2
TOTALS	RPI 1-25	RPI 26-50	W-L RECORDS	RPI 51-100	RPI 101-150	RPI 150+			
21- 5	5- 1	3- 1	OVERALL	4- 2	2- 1	7- 0			
13- 0	4- 0	1- 0	HOME	2- 0	1- 0	5- 0			
6- 4	1- 1	2- 1	AWAY	1- 2	1- 0	1- 0			
2- 1	0- 0	0- 0	NEUTRAL	1- 0	0- 1	1- 0			
9- 2	1- 0	2- 0	NON-CONFERENCE	1- 1	0- 1	5- 0			
6- 0	1- 0	1- 0	HOME	0- 0	0- 0	4- 0			
1- 1	0- 0	1- 0	AWAY	0- 1	0- 0	0- 0			
2- 1	0- 0	0- 0	NEUTRAL	1- 0	0- 1	1- 0			
12- 3	4- 1	1- 1	CONFERENCE	3- 1	2- 0	2- 0			
7- 0	3- 0	0- 0	HOME	2- 0	1- 0	1- 0			
5- 3	1- 1	1- 1	AWAY	1- 1	1- 0	1- 0			
0- 0	0- 0	0- 0	NEUTRAL	0- 0	0- 0	0- 0			

RPI	S	Opponent	Score	RPI	S	Opponent	Score	RPI	S	Opponent	Score	RPI	S	Opponent	Score
3	A	Maryland	59 93	34	H	Drake	79 67	70	A	UNI	66 88	134	N	Washington	63 70
3	H	Maryland	66 61	35	A	Michigan	63 78	72	A	Minnesota	76 75	136	A	Wisconsin	85 78
10	A	Northwestern	77 51	37	A	Purdue	83 71	76	N	Cincinnati	69 61	136	H	Wisconsin	97 71
16	H	Princeton	77 75	44	A	Iowa St.	75 69	86	A	Nebraska	69 78	163	H	North Ala.	86 81
19	H	Indiana	91 85					86	H	Nebraska	76 60	170	N	Towson	100 72
22	H	Ohio St.	77 68					92	H	Michigan St.	74 57	179	H	Illinois	108 72
												193	H	Fla. Atlantic	85 53
												209	A	Penn St.	77 66
												224	H	Clemson	74 60
												312	H	N.C. Central	102 50
LAST 10 Division I															
136	H	Wisconsin	97 71	209	A	Penn St.	77 66								
3	A	Maryland	59 93	92	H	Michigan St.	74 57								
37	A	Purdue	83 71	22	H	Ohio St.	77 68								
86	H	Nebraska	76 60	136	A	Wisconsin	85 78								
35	A	Michigan	63 78	72	A	Minnesota	76 75								

Non-Div I Games:

Iowa

■ Loss,
 ■ Non-Conf, S Site,
 ■ Home
 ■ Away
 N Neutral

Average RPI Win:	142	WON-LOST	WINNING	LAST 10	STRENGTH OF	OPP. STRENGTH	TEAM	ADJ.	CONF.	ADJ CONF.
Average RPI Loss:	34	RECORD	PCT. RANK	GAMES	SCHEDULE	OF SCHEDULE	RPI	RPI	RPI	RPI
DIV. I ONLY	15- 9	91	6-4	29	45	44	44	3	3	
DIV. I NON-CONF.	8- 3	68	0	87	224	82	82	3	3	
TOTALS	RPI 1-25	RPI 26-50	W-L RECORDS	RPI 51-100	RPI 101-150	RPI 150+				
15- 9	0- 4	3- 2	OVERALL	2- 3	5- 0	5- 0				
10- 4	0- 2	1- 1	HOME	1- 1	4- 0	4- 0				
5- 5	0- 2	2- 1	AWAY	1- 2	1- 0	1- 0				
0- 0	0- 0	0- 0	NEUTRAL	0- 0	0- 0	0- 0				
8- 3	0- 1	0- 1	NON-CONFERENCE	1- 1	2- 0	5- 0				
6- 2	0- 1	0- 0	HOME	0- 1	2- 0	4- 0				
2- 1	0- 0	0- 1	AWAY	1- 0	0- 0	1- 0				
0- 0	0- 0	0- 0	NEUTRAL	0- 0	0- 0	0- 0				
7- 6	0- 3	3- 1	CONFERENCE	1- 2	3- 0	0- 0				
4- 2	0- 1	1- 1	HOME	1- 0	2- 0	0- 0				
3- 4	0- 2	2- 0	AWAY	0- 2	1- 0	0- 0				
0- 0	0- 0	0- 0	NEUTRAL	0- 0	0- 0	0- 0				

RPI 1-25				RPI 26-50				Team's RPI: 44	RPI 51-100				RPI 101+			
RPI	S	Opponent	Score	RPI	S	Opponent	Score		RPI	S	Opponent	Score	RPI	S	Opponent	Score
4	A	Baylor	62 83	34	A	Drake	81 86		56	A	West Virginia	71 79	103	H	Kansas St.	73 59
12	H	Iowa	69 75	42	A	Texas	69 51		57	A	Oklahoma	72 81	115	H	Kansas	89 67
17	A	TCU	72 82	42	H	Texas	75 81		57	H	Oklahoma	63 59	137	H	Texas Southern	79 59
17	H	TCU	74 77	47	A	Oklahoma St.	64 63		70	H	UNI	63 71	147	A	Texas Tech	96 66
				47	H	Oklahoma St.	74 63		79	A	Alabama	75 66	150	H	New Orleans	71 53
LAST 10 Division I																
17	A	TCU	72 82	4	A	Baylor	62 83		115	H	Kansas	89 67	255	H	Southern U.	69 36
42	A	Texas	69 51	103	H	Kansas St.	73 59		292	A	North Dakota St.	86 58	339	H	Ark.-Pine Bluff	90 40
57	H	Oklahoma	63 59	47	A	Oklahoma St.	64 63									
47	H	Oklahoma St.	74 63	17	H	TCU	74 77									
56	A	West Virginia	71 79													

Non-Div I Games:

Iowa St.

■ Loss,
 ■ Non-Conf, S Site,
 ■ Home
 ■ Away
 N Neutral

Average RPI Win:	278	WON-LOST	WINNING	LAST 10	STRENGTH OF	OPP. STRENGTH	TEAM	ADJ.	CONF.	ADJ CONF.
Average RPI Loss:	127	RECORD	PCT. RANK	GAMES	SCHEDULE	OF SCHEDULE	RPI	RPI	RPI	RPI
DIV. I ONLY	14- 9	103	9-1	264	307	145	145	32	32	
DIV. I NON-CONF.	2- 8	295	0	106	46	219	219	31	31	
TOTALS	RPI 1-25	RPI 26-50	W-L RECORDS	RPI 51-100	RPI 101-150	RPI 150+				
14- 9	0- 2	0- 1	OVERALL	0- 2	2- 0	12- 4				
8- 1	0- 1	0- 0	HOME	0- 0	1- 0	7- 0				
6- 8	0- 1	0- 1	AWAY	0- 2	1- 0	5- 4				
0- 0	0- 0	0- 0	NEUTRAL	0- 0	0- 0	0- 0				
2- 8	0- 2	0- 1	NON-CONFERENCE	0- 2	0- 0	2- 3				
1- 1	0- 1	0- 0	HOME	0- 0	0- 0	1- 0				
1- 7	0- 1	0- 1	AWAY	0- 2	0- 0	1- 3				
0- 0	0- 0	0- 0	NEUTRAL	0- 0	0- 0	0- 0				
12- 1	0- 0	0- 0	CONFERENCE	0- 0	2- 0	10- 1				
7- 0	0- 0	0- 0	HOME	0- 0	1- 0	6- 0				
5- 1	0- 0	0- 0	AWAY	0- 0	1- 0	4- 1				
0- 0	0- 0	0- 0	NEUTRAL	0- 0	0- 0	0- 0				

RPI 1-25				RPI 26-50				RPI 51-100				RPI 101+ Team's RPI: 145			
RPI	S	Opponent	Score	RPI	S	Opponent	Score	RPI	S	Opponent	Score	RPI	S	Opponent	Score
11	H	Mississippi St.	53 92	36	A	Bradley	69 78	90	A	Miami (FL)	68 83	137	A	Texas Southern	72 61
19	A	Indiana	51 91					91	A	Illinois St.	55 77	137	H	Texas Southern	81 79
												157	A	Tulane	46 82
												201	H	Louisiana	65 54
												225	A	Central Ark.	54 57
												233	A	Southeastern La.	59 63
												255	A	Southern U.	72 51
												255	H	Southern U.	60 57
												263	H	Alabama A&M	67 53
												284	A	Prairie View	52 62
												284	H	Prairie View	53 49
												328	H	Alabama St.	94 62
												329	A	Alcorn	83 67
												329	H	Alcorn	76 66
												338	A	Northwestern St.	66 49
												339	A	Ark.-Pine Bluff	56 44
												345	H	Grambling	61 46
												351	A	Mississippi Val.	90 61
LAST 10 Division I															
284	A	Prairie View	52 62	351	A	Mississippi Val.	90 61								
137	A	Texas Southern	72 61	345	H	Grambling	61 46								
255	H	Southern U.	60 57	284	H	Prairie View	53 49								
329	H	Alcorn	76 66	137	H	Texas Southern	81 79								
339	A	Ark.-Pine Bluff	56 44	255	A	Southern U.	72 51								

Non-Div I Games:

Jackson St.

■ Loss,
 ■ Non-Conf,
 ■ S Site,
 ■ Home
 ■ A Away
 N Neutral

Jacksonville

Through Games Of Feb. 19, 2020

Average RPI Win:	268	WON-LOST	WINNING	LAST 10	STRENGTH OF	OPP. STRENGTH	TEAM	ADJ.	CONF.	ADJ CONF.
Average RPI Loss:	101	RECORD	PCT. RANK	GAMES	SCHEDULE	OF SCHEDULE	RPI	RPI	RPI	RPI
DIV. I ONLY	13- 10	130	7-3	251	198	172	172	16	16	
DIV. I NON-CONF.	6- 5	151	0	270	270	199	199	14	14	
TOTALS	RPI 1-25	RPI 26-50	W-L RECORDS	RPI 51-100	RPI 101-150	RPI 150+				
13- 10	0- 1	0- 1	OVERALL	0- 2	1- 4	12- 2				
6- 5	0- 0	0- 1	HOME	0- 0	0- 3	6- 1				
7- 5	0- 1	0- 0	AWAY	0- 2	1- 1	6- 1				
0- 0	0- 0	0- 0	NEUTRAL	0- 0	0- 0	0- 0				
6- 5	0- 1	0- 0	NON-CONFERENCE	0- 2	0- 1	6- 1				
3- 2	0- 0	0- 0	HOME	0- 0	0- 1	3- 1				
3- 3	0- 1	0- 0	AWAY	0- 2	0- 0	3- 0				
0- 0	0- 0	0- 0	NEUTRAL	0- 0	0- 0	0- 0				
7- 5	0- 0	0- 1	CONFERENCE	0- 0	1- 3	6- 1				
3- 3	0- 0	0- 1	HOME	0- 0	0- 2	3- 0				
4- 2	0- 0	0- 0	AWAY	0- 0	1- 1	3- 1				
0- 0	0- 0	0- 0	NEUTRAL	0- 0	0- 0	0- 0				

RPI	S	Opponent	Score	RPI	S	Opponent	Score	RPI	S	Opponent	Score	RPI	S	Opponent	Score
25	A	Florida St.	41 75	29	H	FGCU	68 81	71	A	South Fla.	39 70	106	A	Liberty	76 85
								78	A	Colorado	44 66	106	H	Liberty	59 65
												111	H	Bethune-Cookman	52 53
												122	A	North Florida	69 60
												122	H	North Florida	64 70
												163	A	North Ala.	65 76
												163	H	North Ala.	67 56
												194	H	Norfolk St.	64 71
												212	H	Stetson	57 52
												213	A	Kennesaw St.	93 83
												273	A	Lipscomb	73 64
												274	A	Jacksonville St.	55 40
												278	H	Nicholls St.	72 55
												297	H	FIU	77 52
												322	A	Mercer	87 83
												330	H	USC Upstate	87 43
												331	A	NJIT	66 54
												331	H	NJIT	88 67
												342	A	Florida A&M	88 54
LAST 10 Division I															
122	A	North Florida	69 60	273	A	Lipscomb	73 64								
106	H	Liberty	59 65	213	A	Kennesaw St.	93 83								
331	A	NJIT	66 54	122	H	North Florida	64 70								
29	H	FGCU	68 81	212	H	Stetson	57 52								
163	H	North Ala.	67 56	331	H	NJIT	88 67								

Non-Div I Games: Thomas (GA) 94 36 Johnson (FL) 114 35

Jacksonville

Loss, Non-Conf, S Site, H Home A Away N Neutral

Average RPI Win:	257	WON-LOST	WINNING	LAST 10	STRENGTH OF	OPP. STRENGTH	TEAM	ADJ.	CONF.	ADJ CONF.
Average RPI Loss:	173	RECORD	PCT. RANK	GAMES	SCHEDULE	OF SCHEDULE	RPI	RPI	RPI	RPI
DIV. I ONLY	9- 14	243	5-5	283	242	274	274	20	20	
DIV. I NON-CONF.	2- 7	288	0	309	229	331	331	23	23	
TOTALS	RPI 1-25	RPI 26-50	W-L RECORDS	RPI 51-100	RPI 101-150	RPI 150+				
9- 14	0- 0	0- 1	OVERALL	1- 2	0- 3	8- 8				
6- 3	0- 0	0- 0	HOME	1- 0	0- 0	5- 3				
3- 9	0- 0	0- 1	AWAY	0- 2	0- 3	3- 3				
0- 2	0- 0	0- 0	NEUTRAL	0- 0	0- 0	0- 2				
2- 7	0- 0	0- 1	NON-CONFERENCE	0- 0	0- 2	2- 4				
2- 1	0- 0	0- 0	HOME	0- 0	0- 0	2- 1				
0- 4	0- 0	0- 1	AWAY	0- 0	0- 2	0- 1				
0- 2	0- 0	0- 0	NEUTRAL	0- 0	0- 0	0- 2				
7- 7	0- 0	0- 0	CONFERENCE	1- 2	0- 1	6- 4				
4- 2	0- 0	0- 0	HOME	1- 0	0- 0	3- 2				
3- 5	0- 0	0- 0	AWAY	0- 2	0- 1	3- 2				
0- 0	0- 0	0- 0	NEUTRAL	0- 0	0- 0	0- 0				

RPI S	Opponent	Score	RPI S	Opponent	Score	RPI S	Opponent	Score	RPI S	Opponent	Score	Team's RPI: 274
48	A Troy	64	94	60	A Belmont	49	61	101	A Vanderbilt	66	88	
				60	H Belmont	60	41	105	A Auburn	53	62	
				62	A UT Martin	72	86	123	A Southeast Mo. St.	52	79	
								172	H Jacksonville	40	55	
								177	H Austin Peay	57	63	
								183	N Northern Ky.	63	66	
								198	A Tennessee Tech	66	50	
								226	A Eastern Ill.	52	55	
								236	H Murray St.	68	51	
								266	A Eastern Ky.	43	33	
								266	H Eastern Ky.	68	54	
								272	A Morehead St.	48	67	
								272	H Morehead St.	55	69	
								273	H Lipscomb	65	63	
								289	N Oakland	55	61	
								328	A Alabama St.	63	68	
								334	A SIUE	53	44	
								335	H Tennessee St.	70	48	
								342	H Florida A&M	72	67	
LAST 10 Division I												
60	A Belmont	49	61	335	H Tennessee St.	70	48					
198	A Tennessee Tech	66	50	272	H Morehead St.	55	69					
62	A UT Martin	72	86	266	H Eastern Ky.	68	54					
123	A Southeast Mo. St.	52	79	334	A SIUE	53	44					
60	H Belmont	60	41	226	A Eastern Ill.	52	55					

Non-Div I Games: Clark Atlanta 75 46 Fort Valley St. 87 65

Jacksonville St.

Loss, Non-Conf, S Site, H Home A Away N Neutral

Average RPI Win:	185	WON-LOST	WINNING	LAST 10	STRENGTH OF	OPP. STRENGTH	TEAM	ADJ.	CONF.	ADJ CONF.
Average RPI Loss:	69	RECORD	PCT. RANK	GAMES	SCHEDULE	OF SCHEDULE	RPI	RPI	RPI	RPI
DIV. I ONLY	19- 4	24	8-2	163	98	43	43	14	14	
DIV. I NON-CONF.	9- 2	37	0	92	20	34	34	13	13	
TOTALS	RPI 1-25	RPI 26-50	W-L RECORDS	RPI 51-100	RPI 101-150	RPI 150+				
19- 4	0- 1	1- 1	OVERALL	2- 1	4- 0	12- 1				
12- 1	0- 1	0- 0	HOME	1- 0	4- 0	7- 0				
6- 3	0- 0	0- 1	AWAY	1- 1	0- 0	5- 1				
1- 0	0- 0	1- 0	NEUTRAL	0- 0	0- 0	0- 0				
9- 2	0- 1	1- 0	NON-CONFERENCE	2- 1	2- 0	4- 0				
5- 1	0- 1	0- 0	HOME	1- 0	2- 0	2- 0				
3- 1	0- 0	0- 0	AWAY	1- 1	0- 0	2- 0				
1- 0	0- 0	1- 0	NEUTRAL	0- 0	0- 0	0- 0				
10- 2	0- 0	0- 1	CONFERENCE	0- 0	2- 0	8- 1				
7- 0	0- 0	0- 0	HOME	0- 0	2- 0	5- 0				
3- 2	0- 0	0- 1	AWAY	0- 0	0- 0	3- 1				
0- 0	0- 0	0- 0	NEUTRAL	0- 0	0- 0	0- 0				

RPI 1-25				RPI 26-50				Team's RPI: 43	RPI 51-100				RPI 101+			
RPI	S	Opponent	Score	RPI	S	Opponent	Score		RPI	S	Opponent	Score	RPI	S	Opponent	Score
3	H	Maryland	68 70	41	N	UCF	46 43		52	A	Virginia	49 55	106	H	Liberty	76 53
				49	A	Drexel	48 70		67	H	St. John's (NY)	76 73	125	H	Northeastern	67 54
									99	A	Villanova	56 52	127	H	William & Mary	84 70
													129	H	Robert Morris	59 32
													151	A	George Washington	69 50
													162	H	Elon	61 48
													170	A	Towson	75 76
													170	H	Towson	81 39
													191	A	Delaware	60 39
													248	A	Georgetown	66 59
													252	A	Col. of Charleston	87 53
													252	H	Col. of Charleston	81 50
													268	A	UNCW	66 58
													268	H	UNCW	76 52
													270	H	Delaware St.	83 64
													271	H	Longwood	93 53
													320	H	Hofstra	92 50
LAST 10 Division I																
268	H	UNCW	76 52	125	H	Northeastern	67 54									
252	H	Col. of Charleston	81 50	320	H	Hofstra	92 50									
170	H	Towson	81 39	252	A	Col. of Charleston	87 53									
49	A	Drexel	48 70	268	A	UNCW	66 58									
191	A	Delaware	60 39	170	A	Towson	75 76									

Non-Div I Games:

James Madison

■ Loss,
 ■ Non-Conf, S Site,
 ■ Home
 ■ Away
 N Neutral

Kansas

Through Games Of Feb. 19, 2020

Average RPI Win:	202	WON-LOST	WINNING	LAST 10	STRENGTH OF	OPP. STRENGTH	TEAM	ADJ.	CONF.	ADJ CONF.
Average RPI Loss:	49	RECORD	PCT. RANK	GAMES	SCHEDULE	OF SCHEDULE	RPI	RPI	RPI	RPI
DIV. I ONLY	13- 11	154	2-8	72	66	115	115	3	3	
DIV. I NON-CONF.	11- 0	1	0	304	218	56	56	3	3	
TOTALS	RPI 1-25	RPI 26-50	W-L RECORDS	RPI 51-100	RPI 101-150	RPI 150+				
13- 11	0- 4	1- 3	OVERALL	1- 2	2- 2	9- 0				
10- 5	0- 2	1- 0	HOME	0- 2	2- 1	7- 0				
2- 6	0- 2	0- 3	AWAY	1- 0	0- 1	1- 0				
1- 0	0- 0	0- 0	NEUTRAL	0- 0	0- 0	1- 0				
11- 0	0- 0	0- 0	NON-CONFERENCE	1- 0	1- 0	9- 0				
8- 0	0- 0	0- 0	HOME	0- 0	1- 0	7- 0				
2- 0	0- 0	0- 0	AWAY	1- 0	0- 0	1- 0				
1- 0	0- 0	0- 0	NEUTRAL	0- 0	0- 0	1- 0				
2- 11	0- 4	1- 3	CONFERENCE	0- 2	1- 2	0- 0				
2- 5	0- 2	1- 0	HOME	0- 2	1- 1	0- 0				
0- 6	0- 2	0- 3	AWAY	0- 0	0- 1	0- 0				
0- 0	0- 0	0- 0	NEUTRAL	0- 0	0- 0	0- 0				

RPI	S	Opponent	Score	RPI	S	Opponent	Score	RPI	S	Opponent	Score	RPI	S	Opponent	Score	Team's RPI: 115
4	A	Baylor	44 97	42	A	Texas	77 85	56	H	West Virginia	49 68	103	H	Kansas St.	61 69	
4	H	Baylor	47 90	42	H	Texas	82 67	57	H	Oklahoma	82 94	133	H	Florida	76 66	
17	A	TCU	59 73	44	A	Iowa St.	67 89	88	A	Saint Louis	68 60	147	A	Texas Tech	72 89	
17	H	TCU	74 87	47	A	Oklahoma St.	49 67					147	H	Texas Tech	67 50	
												154	H	Saint Mary's (CA)	86 81	
												164	N	Wright St.	74 63	
												193	A	Fla. Atlantic	90 60	
												232	H	UMass Lowell	79 44	
												260	H	Texas St.	68 48	
												277	H	Indiana St.	84 72	
												282	H	Wofford	83 64	
												311	H	Omaha	63 48	
												341	H	UIC	91 50	
LAST 10 Division I																
42	H	Texas	82 67	103	H	Kansas St.	61 69									
147	A	Texas Tech	72 89	44	A	Iowa St.	67 89									
17	H	TCU	74 87	42	A	Texas	77 85									
4	A	Baylor	44 97	147	H	Texas Tech	67 50									
57	H	Oklahoma	82 94	4	H	Baylor	47 90									

Non-Div I Games:

Kansas

Loss, Non-Conf, S Site, H Home A Away N Neutral

Average RPI Win:	188	WON-LOST	WINNING	LAST 10	STRENGTH OF	OPP. STRENGTH	TEAM	ADJ.	CONF.	ADJ CONF.
Average RPI Loss:	54	RECORD	PCT. RANK	GAMES	SCHEDULE	OF SCHEDULE	RPI	RPI	RPI	RPI
DIV. I ONLY	12- 12	176	5-5	43	56	103	103	3	3	
DIV. I NON-CONF.	6- 5	151	0	200	194	186	186	3	3	
TOTALS	RPI 1-25	RPI 26-50	W-L RECORDS	RPI 51-100	RPI 101-150	RPI 150+				
12- 12	0- 4	0- 4	OVERALL	3- 2	3- 1	6- 1				
7- 6	0- 2	0- 2	HOME	1- 1	1- 1	5- 0				
5- 4	0- 2	0- 2	AWAY	2- 0	2- 0	1- 0				
0- 2	0- 0	0- 0	NEUTRAL	0- 1	0- 0	0- 1				
6- 5	0- 1	0- 1	NON-CONFERENCE	0- 1	0- 1	6- 1				
5- 1	0- 0	0- 0	HOME	0- 0	0- 1	5- 0				
1- 2	0- 1	0- 1	AWAY	0- 0	0- 0	1- 0				
0- 2	0- 0	0- 0	NEUTRAL	0- 1	0- 0	0- 1				
6- 7	0- 3	0- 3	CONFERENCE	3- 1	3- 0	0- 0				
2- 5	0- 2	0- 2	HOME	1- 1	1- 0	0- 0				
4- 2	0- 1	0- 1	AWAY	2- 0	2- 0	0- 0				
0- 0	0- 0	0- 0	NEUTRAL	0- 0	0- 0	0- 0				

RPI 1-25				RPI 26-50				RPI 51-100				RPI 101+ Team's RPI: 103			
RPI	S	Opponent	Score	RPI	S	Opponent	Score	RPI	S	Opponent	Score	RPI	S	Opponent	Score
1	A	Oregon	51 89	39	A	Arkansas	72 81	56	A	West Virginia	56 55	108	H	UT Arlington	53 57
4	H	Baylor	40 54	42	H	Texas	63 71	56	H	West Virginia	63 74	115	A	Kansas	69 61
17	A	TCU	61 65	44	A	Iowa St.	59 73	57	A	Oklahoma	87 85	147	A	Texas Tech	76 72
17	H	TCU	52 54	47	H	Oklahoma St.	63 70	57	H	Oklahoma	92 74	147	H	Texas Tech	84 70
								92	N	Michigan St.	60 65	180	N	Memphis	68 72
												215	H	Oral Roberts	109 69
												217	A	UMKC	74 67
												280	H	Incarnate Word	85 41
												311	H	Omaha	73 48
												314	H	UTRGV	79 66
												341	H	UIC	84 40
LAST 10 Division I															
17	H	TCU	52 54	17	A	TCU	61 65								
57	A	Oklahoma	87 85	115	A	Kansas	69 61								
56	A	West Virginia	56 55	57	H	Oklahoma	92 74								
4	H	Baylor	40 54	44	A	Iowa St.	59 73								
147	H	Texas Tech	84 70	42	H	Texas	63 71								

Non-Div I Games:

Kansas St.

■ Loss,
■ Non-Conf,
■ S Site,
■ H Home
■ A Away
N Neutral

Average RPI Win:	261	WON-LOST	WINNING	LAST 10	STRENGTH OF	OPP. STRENGTH	TEAM	ADJ.	CONF.	ADJ CONF.
Average RPI Loss:	123	RECORD	PCT. RANK	GAMES	SCHEDULE	OF SCHEDULE	RPI	RPI	RPI	RPI
DIV. I ONLY	10- 12	205	5-5	242	160	213	213	16	16	
DIV. I NON-CONF.	5- 5	164	0	276	241	198	198	14	14	
TOTALS	RPI 1-25	RPI 26-50	W-L RECORDS	RPI 51-100	RPI 101-150	RPI 150+				
10- 12	0- 0	0- 2	OVERALL	0- 2	0- 5	10- 3				
4- 5	0- 0	0- 1	HOME	0- 1	0- 1	4- 2				
5- 7	0- 0	0- 1	AWAY	0- 1	0- 4	5- 1				
1- 0	0- 0	0- 0	NEUTRAL	0- 0	0- 0	1- 0				
5- 5	0- 0	0- 0	NON-CONFERENCE	0- 2	0- 2	5- 1				
2- 1	0- 0	0- 0	HOME	0- 1	0- 0	2- 0				
2- 4	0- 0	0- 0	AWAY	0- 1	0- 2	2- 1				
1- 0	0- 0	0- 0	NEUTRAL	0- 0	0- 0	1- 0				
5- 7	0- 0	0- 2	CONFERENCE	0- 0	0- 3	5- 2				
2- 4	0- 0	0- 1	HOME	0- 0	0- 1	2- 2				
3- 3	0- 0	0- 1	AWAY	0- 0	0- 2	3- 0				
0- 0	0- 0	0- 0	NEUTRAL	0- 0	0- 0	0- 0				

RPI S	Opponent	Score	RPI S	Opponent	Score	RPI S	Opponent	Score	RPI S	Opponent	Score
29	A FGCU	63 80	29	H FGCU	64 89	74	H Georgia Tech	47 63	106	A Liberty	66 76
29	H FGCU	64 89				80	A Georgia	65 80	114	A Duquesne	72 75
									116	A Campbell	51 63
									122	A North Florida	33 57
									122	H North Florida	55 64
									163	H North Ala.	59 56
									167	H Samford	60 55
									172	H Jacksonville	83 93
									212	A Stetson	70 67
									212	H Stetson	61 67
									268	A UNCW	58 56
									273	A Lipscomb	74 66
									273	H Lipscomb	88 60
									296	N UMBC	59 44
									301	A Navy	62 82
									302	A Ga. Southern	95 69
									322	H Mercer	92 64
									331	A NJIT	77 64
LAST 10 Division I											
29	H FGCU	64 89	163	H North Ala.	59 56						
212	A Stetson	70 67	172	H Jacksonville	83 93						
273	H Lipscomb	88 60	29	A FGCU	63 80						
106	A Liberty	66 76	331	A NJIT	77 64						
122	A North Florida	33 57	273	A Lipscomb	74 66						

Non-Div I Games: Middle Ga. St. 88 49 Shorter 94 55

Kennesaw St.

Loss, Non-Conf, S Site, H Home A Away N Neutral

Average RPI Win:	196	WON-LOST	WINNING	LAST 10	STRENGTH OF	OPP. STRENGTH	TEAM	ADJ.	CONF.	ADJ CONF.
Average RPI Loss:	74	RECORD	PCT. RANK	GAMES	SCHEDULE	OF SCHEDULE	RPI	RPI	RPI	RPI
DIV. I ONLY	13- 10	130	6-4	88	108	102	102	10	10	
DIV. I NON-CONF.	6- 4	123	0	108	133	101	101	10	10	
TOTALS	RPI 1-25	RPI 26-50	W-L RECORDS	RPI 51-100	RPI 101-150	RPI 150+				
13- 10	0- 2	0- 4	OVERALL	1- 1	2- 1	10- 2				
6- 3	0- 1	0- 0	HOME	1- 0	1- 1	4- 1				
5- 5	0- 1	0- 2	AWAY	0- 1	1- 0	4- 1				
2- 2	0- 0	0- 2	NEUTRAL	0- 0	0- 0	2- 0				
6- 4	0- 1	0- 3	NON-CONFERENCE	0- 0	2- 0	4- 0				
2- 1	0- 1	0- 0	HOME	0- 0	1- 0	1- 0				
2- 1	0- 0	0- 1	AWAY	0- 0	1- 0	1- 0				
2- 2	0- 0	0- 2	NEUTRAL	0- 0	0- 0	2- 0				
7- 6	0- 1	0- 1	CONFERENCE	1- 1	0- 1	6- 2				
4- 2	0- 0	0- 0	HOME	1- 0	0- 1	3- 1				
3- 4	0- 1	0- 1	AWAY	0- 1	0- 0	3- 1				
0- 0	0- 0	0- 0	NEUTRAL	0- 0	0- 0	0- 0				

RPI 1-25				RPI 26-50				RPI 51-100				RPI 101+ Team's RPI: 102			
RPI	S	Opponent	Score	RPI	S	Opponent	Score	RPI	S	Opponent	Score	RPI	S	Opponent	Score
18	A	Central Mich.	58 71	35	N	Michigan	53 88	61	A	Ball St.	62 66	114	A	Duquesne	77 75
22	H	Ohio St.	65 75	37	A	Purdue	64 77	61	H	Ball St.	69 68	129	H	Robert Morris	82 81
				45	A	Ohio	57 63					142	H	Buffalo	44 57
				48	N	Troy	64 71					152	H	Western Mich.	75 63
												158	A	Toledo	60 69
												158	H	Toledo	87 68
												160	A	Akron	60 55
												173	H	Eastern Mich.	69 74
												176	A	Northern Ill.	79 71
												186	A	Miami (OH)	78 75
												231	A	Youngstown St.	82 73
												257	H	Bowling Green	61 47
												295	H	St. Bonaventure	81 58
												302	N	Ga. Southern	62 48
												332	N	Purdue Fort Wayne	75 67
LAST 10 Division I															
18	A	Central Mich.	58 71	158	A	Toledo	60 69	61	H	Ball St.	69 68				
158	H	Toledo	87 68	142	H	Buffalo	44 57	186	A	Miami (OH)	78 75				
160	A	Akron	60 55	176	A	Northern Ill.	79 71								
45	A	Ohio	57 63												
257	H	Bowling Green	61 47												

Non-Div I Games: Hiram

92 36

Kent St.

■ Loss,
 ■ Non-Conf,
 ■ S Site,
 ■ Home
 ■ A Away
 N Neutral

Kentucky

Through Games Of Feb. 19, 2020

Average RPI Win:	133	WON-LOST	WINNING	LAST 10	STRENGTH OF	OPP. STRENGTH	TEAM	ADJ.	CONF.	ADJ CONF.
Average RPI Loss:	42	RECORD	PCT. RANK	GAMES	SCHEDULE	OF SCHEDULE	RPI	RPI	RPI	RPI
DIV. I ONLY	19- 5	34	7-3	39	43	23	23	4	4	
DIV. I NON-CONF.	11- 1	13	0	152	89	45	45	5	5	
TOTALS	RPI 1-25	RPI 26-50	W-L RECORDS	RPI 51-100	RPI 101-150	RPI 150+				
19- 5	2- 2	0- 2	OVERALL	6- 0	4- 1	7- 0				
13- 2	2- 1	0- 0	HOME	3- 0	1- 1	7- 0				
6- 3	0- 1	0- 2	AWAY	3- 0	3- 0	0- 0				
0- 0	0- 0	0- 0	NEUTRAL	0- 0	0- 0	0- 0				
11- 1	0- 1	0- 0	NON-CONFERENCE	3- 0	1- 0	7- 0				
8- 1	0- 1	0- 0	HOME	1- 0	0- 0	7- 0				
3- 0	0- 0	0- 0	AWAY	2- 0	1- 0	0- 0				
0- 0	0- 0	0- 0	NEUTRAL	0- 0	0- 0	0- 0				
8- 4	2- 1	0- 2	CONFERENCE	3- 0	3- 1	0- 0				
5- 1	2- 0	0- 0	HOME	2- 0	1- 1	0- 0				
3- 3	0- 1	0- 2	AWAY	1- 0	2- 0	0- 0				
0- 0	0- 0	0- 0	NEUTRAL	0- 0	0- 0	0- 0				

RPI	S	Opponent	Score	RPI	S	Opponent	Score	RPI	S	Opponent	Score	RPI	S	Opponent	Score
2	A	South Carolina	72 99	28	A	LSU	59 65	51	A	Middle Tenn.	67 52	105	H	Auburn	68 61
6	H	Louisville	66 67	39	A	Arkansas	85 103	52	A	Virginia	50 47	132	A	California	63 61
11	H	Mississippi St.	73 62					54	H	Tennessee	80 76	133	A	Florida	65 45
14	H	Texas A&M	76 54					66	H	Charlotte	86 39	133	H	Florida	62 70
								79	A	Alabama	81 71	139	A	Missouri	62 47
								79	H	Alabama	66 62	167	H	Samford	79 49
												168	H	Mt. St. Mary's	67 44
												177	H	Austin Peay	81 52
												212	H	Stetson	67 48
												262	H	Winthrop	91 36
												272	H	Morehead St.	79 54
												345	H	Grambling	81 35
LAST 10 Division I															
11	H	Mississippi St.	73 62	105	H	Auburn	68 61								
39	A	Arkansas	85 103	28	A	LSU	59 65								
79	H	Alabama	66 62	14	H	Texas A&M	76 54								
133	H	Florida	62 70	133	A	Florida	65 45								
139	A	Missouri	62 47	79	A	Alabama	81 71								

Non-Div I Games:

Kentucky

■ Loss,
 ■ Non-Conf,
 ■ S Site,
 ■ H Home
 ■ A Away
 N Neutral

Average RPI Win:	290	WON-LOST	WINNING	LAST 10	STRENGTH OF	OPP. STRENGTH	TEAM	ADJ.	CONF.	ADJ CONF.
Average RPI Loss:	233	RECORD	PCT. RANK	GAMES	SCHEDULE	OF SCHEDULE	RPI	RPI	RPI	RPI
DIV. I ONLY	6- 18	306	4-6	297	349	337	337	30	30	
DIV. I NON-CONF.	1- 10	329	0	272	348	345	345	30	30	
TOTALS	RPI 1-25	RPI 26-50	W-L RECORDS	RPI 51-100	RPI 101-150	RPI 150+				
6- 18	0- 0	0- 0	OVERALL	0- 1	0- 1	6- 16				
5- 10	0- 0	0- 0	HOME	0- 1	0- 1	5- 8				
1- 8	0- 0	0- 0	AWAY	0- 0	0- 0	1- 8				
0- 0	0- 0	0- 0	NEUTRAL	0- 0	0- 0	0- 0				
1- 10	0- 0	0- 0	NON-CONFERENCE	0- 1	0- 0	1- 9				
1- 6	0- 0	0- 0	HOME	0- 1	0- 0	1- 5				
0- 4	0- 0	0- 0	AWAY	0- 0	0- 0	0- 4				
0- 0	0- 0	0- 0	NEUTRAL	0- 0	0- 0	0- 0				
5- 8	0- 0	0- 0	CONFERENCE	0- 0	0- 1	5- 7				
4- 4	0- 0	0- 0	HOME	0- 0	0- 1	4- 3				
1- 4	0- 0	0- 0	AWAY	0- 0	0- 0	1- 4				
0- 0	0- 0	0- 0	NEUTRAL	0- 0	0- 0	0- 0				

RPI S	Opponent	Score	RPI S	Opponent	Score	RPI S	Opponent	Score	RPI S	Opponent	Score	Team's RPI: 337
						58	H Stony Brook	49 80	129	H Robert Morris	59 70	
									168	A Mt. St. Mary's	57 75	
									168	H Mt. St. Mary's	57 77	
									175	A Rhode Island	56 79	
									185	A Lafayette	60 65	
									187	A Merrimack	68 60	
									187	H Merrimack	63 66	
									200	H Cleveland St.	49 79	
									232	A UMass Lowell	56 65	
									246	H Fairfield	51 53	
									254	H Saint Francis (PA)	71 53	
									286	A Wagner	61 63	
									291	H Vermont	62 73	
									300	A Army West Point	60 67	
									305	A St. Francis Brooklyn	63 88	
									305	H St. Francis Brooklyn	54 71	
									310	H Sacred Heart	66 63	
									312	H N.C. Central	59 61	
									315	A Bryant	53 57	
									319	H Fairleigh Dickinson	68 63	
									320	H Hofstra	85 46	
									326	H Saint Peter's	74 89	
									348	H Central Conn. St.	63 61	
LAST 10 Division I												
			310	H Sacred Heart	66 63		254	H Saint Francis (PA)	71 53			
			305	H St. Francis Brooklyn	54 71		129	H Robert Morris	59 70			
			168	H Mt. St. Mary's	57 77		286	A Wagner	61 63			
			187	H Merrimack	63 66		315	A Bryant	53 57			
			187	A Merrimack	68 60		348	H Central Conn. St.	63 61			

Non-Div I Games:

LIU Brooklyn

■ Loss,
■ Non-Conf,
■ S Site,
■ H Home
■ A Away
N Neutral

Average RPI Win:	214	WON-LOST	WINNING	LAST 10	STRENGTH OF	OPP. STRENGTH	TEAM	ADJ.	CONF.	ADJ CONF.
Average RPI Loss:	155	RECORD	PCT. RANK	GAMES	SCHEDULE	OF SCHEDULE	RPI	RPI	RPI	RPI
DIV. I ONLY	6- 20	313	3-7	196	134	293	293	11	11	
DIV. I NON-CONF.	3- 9	279	0	212	240	279	279	11	11	
TOTALS	RPI 1-25	RPI 26-50	W-L RECORDS	RPI 51-100	RPI 101-150	RPI 150+				
6- 20	0- 2	0- 0	OVERALL	0- 3	0- 5	6- 10				
3- 9	0- 0	0- 0	HOME	0- 2	0- 2	3- 5				
3- 9	0- 2	0- 0	AWAY	0- 0	0- 2	3- 5				
0- 2	0- 0	0- 0	NEUTRAL	0- 1	0- 1	0- 0				
3- 9	0- 1	0- 0	NON-CONFERENCE	0- 2	0- 1	3- 5				
1- 4	0- 0	0- 0	HOME	0- 1	0- 0	1- 3				
2- 3	0- 1	0- 0	AWAY	0- 0	0- 0	2- 2				
0- 2	0- 0	0- 0	NEUTRAL	0- 1	0- 1	0- 0				
3- 11	0- 1	0- 0	CONFERENCE	0- 1	0- 4	3- 5				
2- 5	0- 0	0- 0	HOME	0- 1	0- 2	2- 2				
1- 6	0- 1	0- 0	AWAY	0- 0	0- 2	1- 3				
0- 0	0- 0	0- 0	NEUTRAL	0- 0	0- 0	0- 0				

RPI 1-25				RPI 26-50				RPI 51-100				RPI 101+ Team's RPI: 293			
RPI	S	Opponent	Score	RPI	S	Opponent	Score	RPI	S	Opponent	Score	RPI	S	Opponent	Score
8	A	UCLA	52 74					55	H	Yale	65 81	109	H	San Diego	59 67
13	A	Gonzaga	52 78					61	N	Ball St.	72 77	118	A	Pacific	67 76
								69	H	BYU	44 59	118	H	Pacific	70 87
												140	N	Providence	45 48
												143	A	Portland	49 74
												154	A	Saint Mary's (CA)	70 86
												154	H	Saint Mary's (CA)	61 70
												178	H	Hawaii	65 51
												190	A	Pepperdine	84 77
												190	H	Pepperdine	66 77
												202	A	New Mexico	73 72
												203	A	Santa Clara	60 76
												203	H	Santa Clara	75 59
												230	H	Cal St. Fullerton	74 79
												235	A	San Francisco	68 70
												235	H	San Francisco	76 69
												248	H	Georgetown	53 64
												256	A	Tulsa	56 75
												276	A	Long Beach St.	70 57
												299	H	CSUN	54 56
												304	A	UC Irvine	65 80
LAST 10 Division I															
190	H	Pepperdine	66 77	13	A	Gonzaga	52 78								
235	A	San Francisco	68 70	143	A	Portland	49 74								
203	A	Santa Clara	60 76	190	A	Pepperdine	84 77								
118	H	Pacific	70 87	203	H	Santa Clara	75 59								
154	H	Saint Mary's (CA)	61 70	235	H	San Francisco	76 69								

Non-Div I Games: Cal St. San B'dino 94 46

LMU (CA)

Loss, Non-Conf, S Site, H Home A Away N Neutral

Average RPI Win:	137	WON-LOST	WINNING	LAST 10	STRENGTH OF	OPP. STRENGTH	TEAM	ADJ.	CONF.	ADJ CONF.
Average RPI Loss:	65	RECORD	PCT. RANK	GAMES	SCHEDULE	OF SCHEDULE	RPI	RPI	RPI	RPI
DIV. I ONLY	18- 6	41	7-3	62	31	28	28	4	4	
DIV. I NON-CONF.	10- 2	29	0	126	85	46	46	5	5	
TOTALS	RPI 1-25	RPI 26-50	W-L RECORDS	RPI 51-100	RPI 101-150	RPI 150+				
18- 6	3- 2	2- 0	OVERALL	3- 2	3- 2	7- 0				
11- 1	2- 1	1- 0	HOME	2- 0	2- 0	4- 0				
5- 5	1- 1	1- 0	AWAY	0- 2	1- 2	2- 0				
2- 0	0- 0	0- 0	NEUTRAL	1- 0	0- 0	1- 0				
10- 2	0- 1	2- 0	NON-CONFERENCE	1- 1	1- 0	6- 0				
5- 1	0- 1	1- 0	HOME	0- 0	1- 0	3- 0				
3- 1	0- 0	1- 0	AWAY	0- 1	0- 0	2- 0				
2- 0	0- 0	0- 0	NEUTRAL	1- 0	0- 0	1- 0				
8- 4	3- 1	0- 0	CONFERENCE	2- 1	2- 2	1- 0				
6- 0	2- 0	0- 0	HOME	2- 0	1- 0	1- 0				
2- 4	1- 1	0- 0	AWAY	0- 1	1- 2	0- 0				
0- 0	0- 0	0- 0	NEUTRAL	0- 0	0- 0	0- 0				

RPI 1-25				RPI 26-50				RPI 51-100				RPI 101+			
RPI	S	Opponent	Score	RPI	S	Opponent	Score	RPI	S	Opponent	Score	RPI	S	Opponent	Score
11	A	Mississippi St.	60 64	29	A	FGCU	74 63	54	A	Tennessee	58 63	105	A	Auburn	60 65
14	A	Texas A&M	57 54	46	H	Rutgers	64 58	54	H	Tennessee	75 65	133	A	Florida	77 68
14	H	Texas A&M	59 58					57	A	Oklahoma	68 90	139	A	Missouri	65 69
23	H	Kentucky	65 59					79	H	Alabama	71 60	139	H	Missouri	66 58
25	H	Florida St.	62 70					92	N	Michigan St.	58 56	150	H	New Orleans	83 49
												157	A	Tulane	59 54
												180	N	Memphis	89 58
												214	A	Little Rock	65 50
												233	H	Southeastern La.	62 52
												278	H	Nicholls St.	63 32
												281	H	Ole Miss	52 44
												342	H	Florida A&M	73 45
LAST 10 Division I															
105	A	Auburn	60 65	54	A	Tennessee	58 63	23	H	Kentucky	65 59	11	A	Mississippi St.	60 64
54	H	Tennessee	75 65	139	H	Missouri	66 58	281	H	Ole Miss	52 44	14	A	Texas A&M	57 54
14	H	Texas A&M	59 58												
133	A	Florida	77 68												

Non-Div I Games:

LSU

■ Loss,
■ Non-Conf,
■ S Site,
■ H Home
■ A Away
N Neutral

Average RPI Win:	226	WON-LOST	WINNING	LAST 10	STRENGTH OF	OPP. STRENGTH	TEAM	ADJ.	CONF.	ADJ CONF.
Average RPI Loss:	110	RECORD	PCT. RANK	GAMES	SCHEDULE	OF SCHEDULE	RPI	RPI	RPI	RPI
DIV. I ONLY	11- 15	220	5-5	117	148	192	192	12	12	
DIV. I NON-CONF.	6- 7	182	0	98	275	150	150	12	12	
TOTALS	RPI 1-25	RPI 26-50	W-L RECORDS	RPI 51-100	RPI 101-150	RPI 150+				
11- 15	0- 0	0- 2	OVERALL	1- 6	0- 6	10- 1				
5- 8	0- 0	0- 1	HOME	1- 4	0- 3	4- 0				
5- 7	0- 0	0- 1	AWAY	0- 2	0- 3	5- 1				
1- 0	0- 0	0- 0	NEUTRAL	0- 0	0- 0	1- 0				
6- 7	0- 0	0- 1	NON-CONFERENCE	1- 4	0- 1	5- 1				
2- 4	0- 0	0- 0	HOME	1- 3	0- 1	1- 0				
3- 3	0- 0	0- 1	AWAY	0- 1	0- 0	3- 1				
1- 0	0- 0	0- 0	NEUTRAL	0- 0	0- 0	1- 0				
5- 8	0- 0	0- 1	CONFERENCE	0- 2	0- 5	5- 0				
3- 4	0- 0	0- 1	HOME	0- 1	0- 2	3- 0				
2- 4	0- 0	0- 0	AWAY	0- 1	0- 3	2- 0				
0- 0	0- 0	0- 0	NEUTRAL	0- 0	0- 0	0- 0				

RPI S	Opponent	Score	RPI S	Opponent	Score	RPI S	Opponent	Score	RPI S	Opponent	Score	Team's RPI: 192
49	A Drexel	31 69	50	H Dayton	58 98	59	H Penn	49 65	110	H VCU	61 67	
						73	H Temple	69 72	114	A Duquesne	56 82	
						88	H Saint Louis	61 77	119	A Richmond	61 63	
						94	A Fordham	45 62	119	H Richmond	61 67	
						98	A Rider	43 70	129	H Robert Morris	68 71	
						99	H Villanova	69 77	149	A Massachusetts	62 76	
						100	H Harvard	75 69	151	A George Washington	61 54	
									194	A Norfolk St.	55 52	
									209	A Penn St.	69 67	
									216	A Saint Joseph's	59 53	
									216	H Saint Joseph's	67 59	
									240	H George Mason	77 65	
									247	A Howard	78 62	
									295	H St. Bonaventure	67 61	
									296	N UMBC	74 58	
									301	A Navy	46 61	
									327	H Coppin St.	79 46	
LAST 10 Division I												
110	H VCU	61 67	240	H George Mason	77 65							
216	A Saint Joseph's	59 53	216	H Saint Joseph's	67 59							
151	A George Washington	61 54	119	A Richmond	61 63							
119	H Richmond	61 67	295	H St. Bonaventure	67 61							
94	A Fordham	45 62	149	A Massachusetts	62 76							

Non-Div I Games:

La Salle

■ Loss,
 ■ Non-Conf,
 ■ S Site,
 ■ H Home
 ■ A Away
 N Neutral

Average RPI Win:	316	WON-LOST	WINNING	LAST 10	STRENGTH OF	OPP. STRENGTH	TEAM	ADJ.	CONF.	ADJ CONF.
Average RPI Loss:	230	RECORD	PCT. RANK	GAMES	SCHEDULE	OF SCHEDULE	RPI	RPI	RPI	RPI
DIV. I ONLY	3- 21	333	1-9	345	312	350	350	21	21	
DIV. I NON-CONF.	2- 9	304	0	348	342	351	351	20	20	
TOTALS	RPI 1-25	RPI 26-50	W-L RECORDS	RPI 51-100	RPI 101-150	RPI 150+				
3- 21	0- 0	0- 2	OVERALL	0- 0	0- 2	3- 17				
2- 9	0- 0	0- 1	HOME	0- 0	0- 0	2- 8				
1- 12	0- 0	0- 1	AWAY	0- 0	0- 2	1- 9				
0- 0	0- 0	0- 0	NEUTRAL	0- 0	0- 0	0- 0				
2- 9	0- 0	0- 0	NON-CONFERENCE	0- 0	0- 1	2- 8				
2- 3	0- 0	0- 0	HOME	0- 0	0- 0	2- 3				
0- 6	0- 0	0- 0	AWAY	0- 0	0- 1	0- 5				
0- 0	0- 0	0- 0	NEUTRAL	0- 0	0- 0	0- 0				
1- 12	0- 0	0- 2	CONFERENCE	0- 0	0- 1	1- 9				
0- 6	0- 0	0- 1	HOME	0- 0	0- 0	0- 5				
1- 6	0- 0	0- 1	AWAY	0- 0	0- 1	1- 4				
0- 0	0- 0	0- 0	NEUTRAL	0- 0	0- 0	0- 0				

RPI S	Opponent	Score	RPI S	Opponent	Score	RPI S	Opponent	Score	RPI S	Opponent	Score	Team's RPI: 350
48	A Troy	65 77	48	H Troy	65 72	108	A UT Arlington	34 72	147	A Texas Tech	38 83	
						198	A Tennessee Tech	68 75	201	A Louisiana	55 68	
						208	H Southern Miss.	42 57	214	H Little Rock	50 70	
						233	H Southeastern La.	52 65	237	A South Alabama	63 72	
						237	H South Alabama	39 73	250	A North Texas	51 63	
						260	A Texas St.	58 55	261	H Arkansas St.	53 54	
						278	A Nicholls St.	59 74	281	A Ole Miss	42 66	
						302	A Ga. Southern	47 64	302	H Ga. Southern	66 72	
						309	A Georgia St.	52 68	309	H Georgia St.	43 52	
						316	H Houston Baptist	65 72	338	H Northwestern St.	63 54	
						343	A McNeese	69 72	351	H Mississippi Val.	74 66	
LAST 10 Division I												
309	H Georgia St.	43 52	201	A Louisiana	55 68							
302	H Ga. Southern	66 72	214	H Little Rock	50 70							
237	H South Alabama	39 73	108	A UT Arlington	34 72							
48	A Troy	65 77	260	A Texas St.	58 55							
261	H Arkansas St.	53 54	237	A South Alabama	63 72							

Non-Div I Games:

La.-Monroe

■ Loss,
 ■ Non-Conf,
 ■ S Site,
 ■ H Home
 ■ A Away
 N Neutral

Lafayette

Through Games Of Feb. 19, 2020

Average RPI Win:	243	WON-LOST	WINNING	LAST 10	STRENGTH OF	OPP. STRENGTH	TEAM	ADJ.	CONF.	ADJ CONF.
Average RPI Loss:	136	RECORD	PCT. RANK	GAMES	SCHEDULE	OF SCHEDULE	RPI	RPI	RPI	RPI
DIV. I ONLY	12- 12	176	6-4	178	231	185	185	15	15	
DIV. I NON-CONF.	4- 6	212	0	267	321	269	269	16	16	
TOTALS	RPI 1-25	RPI 26-50	W-L RECORDS	RPI 51-100	RPI 101-150	RPI 150+				
12- 12	0- 0	0- 0	OVERALL	1- 4	2- 5	9- 3				
9- 3	0- 0	0- 0	HOME	1- 0	2- 2	6- 1				
3- 9	0- 0	0- 0	AWAY	0- 4	0- 3	3- 2				
0- 0	0- 0	0- 0	NEUTRAL	0- 0	0- 0	0- 0				
4- 6	0- 0	0- 0	NON-CONFERENCE	0- 2	0- 1	4- 3				
3- 2	0- 0	0- 0	HOME	0- 0	0- 1	3- 1				
1- 4	0- 0	0- 0	AWAY	0- 2	0- 0	1- 2				
0- 0	0- 0	0- 0	NEUTRAL	0- 0	0- 0	0- 0				
8- 6	0- 0	0- 0	CONFERENCE	1- 2	2- 4	5- 0				
6- 1	0- 0	0- 0	HOME	1- 0	2- 1	3- 0				
2- 5	0- 0	0- 0	AWAY	0- 2	0- 3	2- 0				
0- 0	0- 0	0- 0	NEUTRAL	0- 0	0- 0	0- 0				

RPI S	Opponent	Score	RPI S	Opponent	Score	RPI S	Opponent	Score	RPI S	Opponent	Score	Team's RPI: 185
						63	A Bucknell	36 50	114	H Duquesne	65 73	
						65	A Seton Hall	50 74	117	A Holy Cross	56 57	
						67	A St. John's (NY)	44 76	117	H Holy Cross	49 57	
						95	A Colgate	52 73	128	A Boston U.	40 47	
						95	H Colgate	55 39	128	H Boston U.	59 57	
									135	A Lehigh	66 73	
									135	H Lehigh	61 53	
									155	A Binghamton	64 74	
									199	A American	67 52	
									223	H Manhattan	60 53	
									259	H Loyola Maryland	55 52	
									279	A Monmouth	44 52	
									296	H UMBC	58 65	
									300	A Army West Point	57 52	
									300	H Army West Point	67 58	
									301	H Navy	79 52	
									318	A Albany (NY)	54 47	
									319	H Fairleigh Dickinson	61 29	
									337	H LIU Brooklyn	65 60	
LAST 10 Division I												
			128	A Boston U.	40 47	95	H Colgate	55 39				
			117	H Holy Cross	49 57	135	H Lehigh	61 53				
			300	H Army West Point	67 58	300	A Army West Point	57 52				
			135	A Lehigh	66 73	301	H Navy	79 52				
			199	A American	67 52	95	A Colgate	52 73				

Non-Div I Games:

Lafayette

Loss, Non-Conf, S Site, H Home A Away N Neutral

Average RPI Win:	269	WON-LOST	WINNING	LAST 10	STRENGTH OF	OPP. STRENGTH	TEAM	ADJ.	CONF.	ADJ CONF.
Average RPI Loss:	160	RECORD	PCT. RANK	GAMES	SCHEDULE	OF SCHEDULE	RPI	RPI	RPI	RPI
DIV. I ONLY	7- 16	285	1-9	176	268	269	269	23	23	
DIV. I NON-CONF.	2- 5	259	0	31	90	157	157	24	24	
TOTALS	RPI 1-25	RPI 26-50	W-L RECORDS	RPI 51-100	RPI 101-150	RPI 150+				
7- 16	0- 2	0- 1	OVERALL	0- 2	1- 5	6- 6				
3- 7	0- 0	0- 0	HOME	0- 1	0- 3	3- 3				
3- 9	0- 2	0- 1	AWAY	0- 1	0- 2	3- 3				
1- 0	0- 0	0- 0	NEUTRAL	0- 0	1- 0	0- 0				
2- 5	0- 2	0- 1	NON-CONFERENCE	0- 0	1- 0	1- 2				
1- 1	0- 0	0- 0	HOME	0- 0	0- 0	1- 1				
0- 4	0- 2	0- 1	AWAY	0- 0	0- 0	0- 1				
1- 0	0- 0	0- 0	NEUTRAL	0- 0	1- 0	0- 0				
5- 11	0- 0	0- 0	CONFERENCE	0- 2	0- 5	5- 4				
2- 6	0- 0	0- 0	HOME	0- 1	0- 3	2- 2				
3- 5	0- 0	0- 0	AWAY	0- 1	0- 2	3- 2				
0- 0	0- 0	0- 0	NEUTRAL	0- 0	0- 0	0- 0				

RPI 1-25				RPI 26-50				RPI 51-100				RPI 101+ Team's RPI: 269			
RPI	S	Opponent	Score	RPI	S	Opponent	Score	RPI	S	Opponent	Score	RPI	S	Opponent	Score
4	A	Baylor	28 90	47	A	Oklahoma St.	53 74	85	H	SFA	53 54	120	N	Idaho	47 44
21	A	NC State	40 81					96	A	A&M-Corpus Christi	39 49	124	A	Abilene Christian	72 78
												124	H	Abilene Christian	49 75
												144	A	Sam Houston St.	47 68
												144	H	Sam Houston St.	68 75
												150	H	New Orleans	57 62
												201	H	Louisiana	63 74
												225	A	Central Ark.	29 53
												233	A	Southeastern La.	65 57
												253	H	Denver	71 59
												278	A	Nicholls St.	84 78
												278	H	Nicholls St.	60 62
												280	H	Incarinate Word	48 67
												313	A	Cal Poly	56 57
												316	A	Houston Baptist	59 72
												316	H	Houston Baptist	60 53
												338	H	Northwestern St.	61 58
												343	A	McNeese	87 69
LAST 10 Division I															
144	H	Sam Houston St.	68 75	343	A	McNeese	87 69								
316	A	Houston Baptist	59 72	85	H	SFA	53 54								
278	H	Nicholls St.	60 62	280	H	Incarinate Word	48 67								
124	H	Abilene Christian	49 75	96	A	A&M-Corpus Christi	39 49								
225	A	Central Ark.	29 53	144	A	Sam Houston St.	47 68								

Non-Div I Games: Howard Payne 96 36 LeTourneau 90 38

Lamar University

Loss, Non-Conf, S Site, H Home A Away N Neutral

Average RPI Win: 233	WON-LOST	WINNING	LAST 10	STRENGTH OF	OPP. STRENGTH	TEAM	ADJ.	CONF.	ADJ CONF.
Average RPI Loss: 111	RECORD	PCT. RANK	GAMES	SCHEDULE	OF SCHEDULE	RPI	RPI	RPI	RPI
DIV. I ONLY	15- 9	91	4-6	204	196	135	135	15	15
DIV. I NON-CONF.	7- 3	80	0	145	272	74	74	16	16
TOTALS	RPI 1-25	RPI 26-50	W-L RECORDS	RPI 51-100	RPI 101-150	RPI 150+			
15- 9	0- 0	0- 0	OVERALL	1- 5	1- 2	13- 2			
7- 4	0- 0	0- 0	HOME	1- 2	1- 1	5- 1			
8- 3	0- 0	0- 0	AWAY	0- 1	0- 1	8- 1			
0- 2	0- 0	0- 0	NEUTRAL	0- 2	0- 0	0- 0			
7- 3	0- 0	0- 0	NON-CONFERENCE	1- 3	0- 0	6- 0			
3- 0	0- 0	0- 0	HOME	1- 0	0- 0	2- 0			
4- 1	0- 0	0- 0	AWAY	0- 1	0- 0	4- 0			
0- 2	0- 0	0- 0	NEUTRAL	0- 2	0- 0	0- 0			
8- 6	0- 0	0- 0	CONFERENCE	0- 2	1- 2	7- 2			
4- 4	0- 0	0- 0	HOME	0- 2	1- 1	3- 1			
4- 2	0- 0	0- 0	AWAY	0- 0	0- 1	4- 1			
0- 0	0- 0	0- 0	NEUTRAL	0- 0	0- 0	0- 0			

RPI 1-25			RPI 26-50			RPI 51-100			RPI 101+			Team's RPI: 135
RPI	S	Opponent	Score	RPI	S	Opponent	Score	RPI	S	Opponent	Score	
						61 N Ball St.	52 54	117 A Holy Cross		62 65		
						63 H Bucknell	50 71	117 H Holy Cross		57 74		
						65 H Seton Hall	75 68	128 H Boston U.		51 34		
						72 A Minnesota	49 77	151 H George Washington		59 53		
						94 N Fordham	57 59	168 A Mt. St. Mary's		66 65		
						95 H Colgate	73 82	185 A Lafayette		53 61		
								185 H Lafayette		73 66		
								187 A Merrimack		72 68		
								199 A American		64 63		
								199 H American		56 64		
								259 A Loyola Maryland		55 53		
								270 A Delaware St.		68 38		
								300 A Army West Point		94 65		
								300 H Army West Point		89 72		
								301 A Navy		60 53		
								301 H Navy		70 40		
								326 A Saint Peter's		80 71		
								348 H Central Conn. St.		70 51		
LAST 10 Division I												
95 H Colgate			73 82	199 H American			56 64					
300 H Army West Point			89 72	185 A Lafayette			53 61					
117 A Holy Cross			62 65	117 H Holy Cross			57 74					
185 H Lafayette			73 66	63 H Bucknell			50 71					
300 A Army West Point			94 65	301 A Navy			60 53					

Non-Div I Games: Bloomsburg 91 43

Lehigh

■ Loss,
 ■ Non-Conf,
 ■ S Site,
 ■ H Home
 ■ A Away
 N Neutral

Liberty

Through Games Of Feb. 19, 2020

Average RPI Win: 213	WON-LOST	WINNING	LAST 10	STRENGTH OF	OPP. STRENGTH	TEAM	ADJ.	CONF.	ADJ CONF.
Average RPI Loss: 111	RECORD	PCT. RANK	GAMES	SCHEDULE	OF SCHEDULE	RPI	RPI	RPI	RPI
DIV. I ONLY	14- 11	140	6-4	84	195	106	106	16	16
DIV. I NON-CONF.	7- 6	161	0	66	179	95	95	14	14
TOTALS	RPI 1-25	RPI 26-50	W-L RECORDS	RPI 51-100	RPI 101-150	RPI 150+			
14- 11	0- 1	1- 4	OVERALL	0- 0	1- 2	12- 4			
5- 5	0- 0	0- 1	HOME	0- 0	0- 1	5- 3			
7- 5	0- 0	0- 3	AWAY	0- 0	1- 1	6- 1			
2- 1	0- 1	1- 0	NEUTRAL	0- 0	0- 0	1- 0			
7- 6	0- 1	1- 2	NON-CONFERENCE	0- 0	1- 1	5- 2			
1- 3	0- 0	0- 0	HOME	0- 0	0- 1	1- 2			
4- 2	0- 0	0- 2	AWAY	0- 0	1- 0	3- 0			
2- 1	0- 1	1- 0	NEUTRAL	0- 0	0- 0	1- 0			
7- 5	0- 0	0- 2	CONFERENCE	0- 0	0- 1	7- 2			
4- 2	0- 0	0- 1	HOME	0- 0	0- 0	4- 1			
3- 3	0- 0	0- 1	AWAY	0- 0	0- 1	3- 1			
0- 0	0- 0	0- 0	NEUTRAL	0- 0	0- 0	0- 0			

RPI 1-25			RPI 26-50			RPI 51-100			RPI 101+ Team's RPI: 106		
RPI	S	Opponent	Score	RPI	S	Opponent	Score	RPI	S	Opponent	Score
15	N	Oregon St.	55 68	29	A	FGCU	57 64	122	A	North Florida	50 65
				29	H	FGCU	65 74	141	A	Hampton	83 59
				30	A	Virginia Tech	69 73	148	H	UNC Greensboro	53 58
				36	N	Bradley	75 63	163	A	North Ala.	75 86
				43	A	James Madison	53 76	163	H	North Ala.	71 76
								172	A	Jacksonville	65 59
								172	H	Jacksonville	85 76
								186	N	Miami (OH)	65 53
								194	A	Norfolk St.	67 48
								196	H	Chattanooga	54 71
								212	A	Stetson	57 48
								213	H	Kennesaw St.	76 66
								217	A	UMKC	68 44
								251	H	East Carolina	81 66
								254	A	Saint Francis (PA)	71 52
								273	H	Lipscomb	64 60
								285	H	ETSU	62 63
								331	A	NJIT	67 53
								331	H	NJIT	66 48
LAST 10 Division I											
331	H	NJIT	66 48	122	A	North Florida	50 65				
172	A	Jacksonville	65 59	212	A	Stetson	57 48				
163	A	North Ala.	75 86	273	H	Lipscomb	64 60				
213	H	Kennesaw St.	76 66	163	H	North Ala.	71 76				
29	H	FGCU	65 74	172	H	Jacksonville	85 76				

Non-Div I Games:

Liberty

Loss, Non-Conf, S Site, H Home A Away N Neutral

Average RPI Win: 278	WON-LOST	WINNING	LAST 10	STRENGTH OF	OPP. STRENGTH	TEAM	ADJ.	CONF.	ADJ CONF.
Average RPI Loss: 137	RECORD	PCT. RANK	GAMES	SCHEDULE	OF SCHEDULE	RPI	RPI	RPI	RPI
DIV. I ONLY	5- 20	319	2-8	90	244	273	273	16	16
DIV. I NON-CONF.	2- 10	313	0	50	302	246	246	14	14
TOTALS	RPI 1-25	RPI 26-50	W-L RECORDS	RPI 51-100	RPI 101-150	RPI 150+			
5- 20	0- 0	0- 3	OVERALL	0- 5	0- 2	5- 10			
2- 9	0- 0	0- 1	HOME	0- 1	0- 1	2- 6			
3- 9	0- 0	0- 2	AWAY	0- 2	0- 1	3- 4			
0- 2	0- 0	0- 0	NEUTRAL	0- 2	0- 0	0- 0			
2- 10	0- 0	0- 1	NON-CONFERENCE	0- 5	0- 0	2- 4			
1- 3	0- 0	0- 0	HOME	0- 1	0- 0	1- 2			
1- 5	0- 0	0- 1	AWAY	0- 2	0- 0	1- 2			
0- 2	0- 0	0- 0	NEUTRAL	0- 2	0- 0	0- 0			
3- 10	0- 0	0- 2	CONFERENCE	0- 0	0- 2	3- 6			
1- 6	0- 0	0- 1	HOME	0- 0	0- 1	1- 4			
2- 4	0- 0	0- 1	AWAY	0- 0	0- 1	2- 2			
0- 0	0- 0	0- 0	NEUTRAL	0- 0	0- 0	0- 0			

RPI S	Opponent	Score	RPI S	Opponent	Score	RPI S	Opponent	Score	RPI S	Opponent	Score	Team's RPI: 273
29	A FGCU	56 82	29	H FGCU	45 78	51	A Middle Tenn.	49 70	106	A Liberty	60 64	
50	A Dayton	60 82	60	H Belmont	68 69	60	H Belmont	68 69	122	H North Florida	60 68	
			62	A UT Martin	67 83	62	A UT Martin	67 83	163	A North Ala.	58 91	
			64	N Marist	63 74	64	N Marist	63 74	163	H North Ala.	72 84	
			98	N Rider	76 81	98	N Rider	76 81	172	H Jacksonville	64 73	
									183	H Northern Ky.	71 69	
									198	A Tennessee Tech	58 78	
									212	A Stetson	65 59	
									212	H Stetson	34 48	
									213	A Kennesaw St.	60 88	
									213	H Kennesaw St.	66 74	
									226	H Eastern Ill.	56 66	
									236	H Murray St.	57 67	
									274	A Jacksonville St.	63 65	
									331	A NJIT	65 57	
									331	H NJIT	68 66	
									335	A Tennessee St.	74 64	
LAST 10 Division I												
331	H NJIT	68 66	172	H Jacksonville	64 73							
29	H FGCU	45 78	122	H North Florida	60 68							
163	A North Ala.	58 91	331	A NJIT	65 57							
213	A Kennesaw St.	60 88	106	A Liberty	60 64							
212	H Stetson	34 48	213	H Kennesaw St.	66 74							

Non-Div I Games: Queens (NC) 86 45

Lipscomb

■ Loss,
 ■ Non-Conf,
 ■ S Site,
 ■ H Home
 ■ A Away
 N Neutral

Little Rock

Through Games Of Feb. 19, 2020

Average RPI Win:	270	WON-LOST	WINNING	LAST 10	STRENGTH OF	OPP. STRENGTH	TEAM	ADJ.	CONF.	ADJ CONF.
Average RPI Loss:	121	RECORD	PCT. RANK	GAMES	SCHEDULE	OF SCHEDULE	RPI	RPI	RPI	RPI
DIV. I ONLY	10- 14	229	6-4	161	175	214	214	21	21	
DIV. I NON-CONF.	2- 9	304	0	40	39	226	226	20	20	
TOTALS	RPI 1-25	RPI 26-50	W-L RECORDS	RPI 51-100	RPI 101-150	RPI 150+				
10- 14	0- 2	0- 3	OVERALL	0- 2	0- 2	10- 5				
6- 6	0- 0	0- 1	HOME	0- 1	0- 1	6- 3				
4- 8	0- 2	0- 2	AWAY	0- 1	0- 1	4- 2				
0- 0	0- 0	0- 0	NEUTRAL	0- 0	0- 0	0- 0				
2- 9	0- 2	0- 3	NON-CONFERENCE	0- 1	0- 0	2- 3				
2- 3	0- 0	0- 1	HOME	0- 0	0- 0	2- 2				
0- 6	0- 2	0- 2	AWAY	0- 1	0- 0	0- 1				
0- 0	0- 0	0- 0	NEUTRAL	0- 0	0- 0	0- 0				
8- 5	0- 0	0- 0	CONFERENCE	0- 1	0- 2	8- 2				
4- 3	0- 0	0- 0	HOME	0- 1	0- 1	4- 1				
4- 2	0- 0	0- 0	AWAY	0- 0	0- 1	4- 1				
0- 0	0- 0	0- 0	NEUTRAL	0- 0	0- 0	0- 0				

RPI 1-25			RPI 26-50			RPI 51-100			RPI 101+ Team's RPI: 214		
RPI	S	Opponent	Score	RPI	S	Opponent	Score	RPI	S	Opponent	Score
11	A	Mississippi St.	50 89	28	H	LSU	50 65	82	A	Rice	40 66
14	A	Texas A&M	35 78	32	A	Western Ky.	58 77	83	H	Coastal Caro.	48 68
				39	A	Arkansas	53 86				
LAST 10 Division I											
108	H	UT Arlington	46 62	238	H	Appalachian St.	68 63	108	A	UT Arlington	58 65
260	H	Texas St.	47 50	350	A	La.-Monroe	70 50	108	H	UT Arlington	46 62
309	A	Georgia St.	43 58	261	H	Arkansas St.	67 58	180	H	Memphis	50 68
302	A	Ga. Southern	65 49	83	H	Coastal Caro.	48 68	193	A	Fla. Atlantic	72 79
201	A	Louisiana	59 44	309	H	Georgia St.	66 46	201	A	Louisiana	59 44
				309	H	Georgia St.	66 46	225	H	Central Ark.	63 48
								238	H	Appalachian St.	68 63
								244	H	Louisiana Tech	38 43
								256	H	Tulsa	63 51
								260	A	Texas St.	78 66
								260	H	Texas St.	47 50
								261	H	Arkansas St.	67 58
								302	A	Ga. Southern	65 49
								302	H	Ga. Southern	58 46
								309	A	Georgia St.	43 58
								309	H	Georgia St.	66 46
								350	A	La.-Monroe	70 50

Non-Div I Games:

Little Rock

Loss, Non-Conf, S Site, H Home A Away N Neutral

Average RPI Win:	266	WON-LOST	WINNING	LAST 10	STRENGTH OF	OPP. STRENGTH	TEAM	ADJ.	CONF.	ADJ CONF.
Average RPI Loss:	197	RECORD	PCT. RANK	GAMES	SCHEDULE	OF SCHEDULE	RPI	RPI	RPI	RPI
DIV. I ONLY	10- 13	214	5-5	331	177	276	276	28	28	
DIV. I NON-CONF.	4- 8	235	0	303	52	277	277	26	26	
TOTALS	RPI 1-25	RPI 26-50	W-L RECORDS	RPI 51-100	RPI 101-150	RPI 150+				
10- 13	0- 2	0- 0	OVERALL	0- 1	0- 1	10- 9				
6- 3	0- 1	0- 0	HOME	0- 0	0- 0	6- 2				
2- 10	0- 1	0- 0	AWAY	0- 1	0- 1	2- 7				
2- 0	0- 0	0- 0	NEUTRAL	0- 0	0- 0	2- 0				
4- 8	0- 2	0- 0	NON-CONFERENCE	0- 1	0- 1	4- 4				
1- 3	0- 1	0- 0	HOME	0- 0	0- 0	1- 2				
1- 5	0- 1	0- 0	AWAY	0- 1	0- 1	1- 2				
2- 0	0- 0	0- 0	NEUTRAL	0- 0	0- 0	2- 0				
6- 5	0- 0	0- 0	CONFERENCE	0- 0	0- 0	6- 5				
5- 0	0- 0	0- 0	HOME	0- 0	0- 0	5- 0				
1- 5	0- 0	0- 0	AWAY	0- 0	0- 0	1- 5				
0- 0	0- 0	0- 0	NEUTRAL	0- 0	0- 0	0- 0				

RPI 1-25				RPI 26-50				RPI 51-100				RPI 101+ Team's RPI: 276			
RPI	S	Opponent	Score	RPI	S	Opponent	Score	RPI	S	Opponent	Score	RPI	S	Opponent	Score
1	H	Oregon	45 81					75	A	Southern California	40 57	132	A	California	45 68
8	A	UCLA	51 86									161	A	UC Davis	55 57
												178	A	Hawaii	44 68
												178	H	Hawaii	62 55
												203	A	Santa Clara	54 46
												209	N	Penn St.	64 56
												230	A	Cal St. Fullerton	65 69
												267	H	UC Santa Barbara	59 53
												283	A	UC Riverside	57 58
												283	H	UC Riverside	73 67
												287	H	Utah St.	48 56
												288	H	Air Force	74 68
												293	H	LMU (CA)	57 70
												294	A	California Baptist	70 79
												299	H	CSUN	60 52
												304	A	UC Irvine	56 46
												308	A	Seattle U	54 66
												313	A	Cal Poly	41 61
												313	H	Cal Poly	72 69
												314	N	UTRGV	69 65
LAST 10 Division I															
				283	A	UC Riverside	57 58	304	A	UC Irvine	56 46				
				267	H	UC Santa Barbara	59 53	178	H	Hawaii	62 55				
				313	A	Cal Poly	41 61	299	H	CSUN	60 52				
				178	A	Hawaii	44 68	161	A	UC Davis	55 57				
				283	H	UC Riverside	73 67	230	A	Cal St. Fullerton	65 69				

Non-Div I Games: Westcliff 94 47 Bethesda (CA) 90 43

Long Beach St.

■ Loss,
 ■ Non-Conf, S Site,
 ■ Home
 ■ Away
 N Neutral

Average RPI Win:	276	WON-LOST	WINNING	LAST 10	STRENGTH OF	OPP. STRENGTH	TEAM	ADJ.	CONF.	ADJ CONF.
Average RPI Loss:	190	RECORD	PCT. RANK	GAMES	SCHEDULE	OF SCHEDULE	RPI	RPI	RPI	RPI
DIV. I ONLY	10- 14	229	2-8	261	313	271	271	25	25	
DIV. I NON-CONF.	4- 5	195	0	294	236	257	257	28	28	
TOTALS	RPI 1-25	RPI 26-50	W-L RECORDS	RPI 51-100	RPI 101-150	RPI 150+				
10- 14	0- 0	0- 1	OVERALL	0- 0	0- 4	10- 9				
6- 6	0- 0	0- 0	HOME	0- 0	0- 2	6- 4				
4- 8	0- 0	0- 1	AWAY	0- 0	0- 2	4- 5				
0- 0	0- 0	0- 0	NEUTRAL	0- 0	0- 0	0- 0				
4- 5	0- 0	0- 1	NON-CONFERENCE	0- 0	0- 1	4- 3				
3- 1	0- 0	0- 0	HOME	0- 0	0- 0	3- 1				
1- 4	0- 0	0- 1	AWAY	0- 0	0- 1	1- 2				
0- 0	0- 0	0- 0	NEUTRAL	0- 0	0- 0	0- 0				
6- 9	0- 0	0- 0	CONFERENCE	0- 0	0- 3	6- 6				
3- 5	0- 0	0- 0	HOME	0- 0	0- 2	3- 3				
3- 4	0- 0	0- 0	AWAY	0- 0	0- 1	3- 3				
0- 0	0- 0	0- 0	NEUTRAL	0- 0	0- 0	0- 0				

RPI 1-25			RPI 26-50			RPI 51-100			RPI 101+			Team's RPI: 271
RPI	S	Opponent	Score	RPI	S	Opponent	Score	RPI	S	Opponent	Score	
				43	A	James Madison	53 93					
								116	H	Campbell	55 70	
								133	A	Florida	54 71	
								141	A	Hampton	55 73	
								141	H	Hampton	76 90	
								188	A	Radford	76 88	
								188	H	Radford	61 62	
								194	A	Norfolk St.	46 49	
								206	A	Gardner-Webb	70 73	
								206	H	Gardner-Webb	80 70	
								207	H	High Point	69 76	
								218	H	Brown	86 76	
								245	A	UNC Asheville	54 51	
								245	H	UNC Asheville	73 56	
								251	H	East Carolina	61 64	
								262	A	Winthrop	63 74	
								268	H	UNCW	59 58	
								270	H	Delaware St.	78 62	
								282	A	Wofford	76 79	
								307	A	Presbyterian	71 60	
								307	H	Presbyterian	77 82	
								323	A	UMES	71 62	
								330	A	USC Upstate	70 62	
								344	H	Charleston So.	84 64	
LAST 10 Division I												
				188	A	Radford	76 88	141	A	Hampton	55 73	
				141	H	Hampton	76 90	245	H	UNC Asheville	73 56	
				206	A	Gardner-Webb	70 73	262	A	Winthrop	63 74	
				307	H	Presbyterian	77 82	207	H	High Point	69 76	
				245	A	UNC Asheville	54 51	188	H	Radford	61 62	

Non-Div I Games:

Longwood

■ Loss,
 ■ Non-Conf,
 S Site,
 ■ Home
 ■ Away
 N Neutral

Louisiana

Through Games Of Feb. 19, 2020

Average RPI Win:	254	WON-LOST	WINNING	LAST 10	STRENGTH OF	OPP. STRENGTH	TEAM	ADJ.	CONF.	ADJ CONF.
Average RPI Loss:	177	RECORD	PCT. RANK	GAMES	SCHEDULE	OF SCHEDULE	RPI	RPI	RPI	RPI
DIV. I ONLY	12- 10	150	5-5	278	260	201	201	21	21	
DIV. I NON-CONF.	5- 4	140	0	249	231	153	153	20	20	
TOTALS	RPI 1-25	RPI 26-50	W-L RECORDS	RPI 51-100	RPI 101-150	RPI 150+				
12- 10	0- 1	1- 1	OVERALL	0- 0	1- 3	10- 5				
6- 4	0- 1	0- 1	HOME	0- 0	0- 0	6- 2				
6- 6	0- 0	1- 0	AWAY	0- 0	1- 3	4- 3				
0- 0	0- 0	0- 0	NEUTRAL	0- 0	0- 0	0- 0				
5- 4	0- 1	0- 0	NON-CONFERENCE	0- 0	1- 2	4- 1				
2- 1	0- 1	0- 0	HOME	0- 0	0- 0	2- 0				
3- 3	0- 0	0- 0	AWAY	0- 0	1- 2	2- 1				
0- 0	0- 0	0- 0	NEUTRAL	0- 0	0- 0	0- 0				
7- 6	0- 0	1- 1	CONFERENCE	0- 0	0- 1	6- 4				
4- 3	0- 0	0- 1	HOME	0- 0	0- 0	4- 2				
3- 3	0- 0	1- 0	AWAY	0- 0	0- 1	2- 2				
0- 0	0- 0	0- 0	NEUTRAL	0- 0	0- 0	0- 0				

RPI	S	Opponent	Score	RPI	S	Opponent	Score	RPI	S	Opponent	Score	RPI	S	Opponent	Score
11	H	Mississippi St.	48 64	48	A	Troy	79 73					108	A	UT Arlington	52 79
				48	H	Troy	64 67					144	A	Sam Houston St.	73 77
												145	A	Jackson St.	54 65
												150	A	New Orleans	65 60
												214	H	Little Rock	44 59
												233	H	Southeastern La.	60 50
												237	A	South Alabama	63 78
												237	H	South Alabama	73 68
												250	A	North Texas	66 69
												260	A	Texas St.	73 67
												261	H	Arkansas St.	83 43
												269	A	Lamar University	74 63
												281	A	Ole Miss	53 42
												302	A	Ga. Southern	67 83
												302	H	Ga. Southern	72 60
												309	A	Georgia St.	75 65
												309	H	Georgia St.	53 61
												343	H	McNeese	75 55
												350	H	La.-Monroe	68 55
LAST 10 Division I															
302	H	Ga. Southern	72 60	350	H	La.-Monroe	68 55								
309	H	Georgia St.	53 61	261	H	Arkansas St.	83 43								
48	H	Troy	64 67	260	A	Texas St.	73 67								
237	A	South Alabama	63 78	108	A	UT Arlington	52 79								
214	H	Little Rock	44 59	48	A	Troy	79 73								

Non-Div I Games: Loyola (LA) 67 51 Xavier (LA) 62 49

Louisiana

Loss, Non-Conf, S Site, H Home A Away N Neutral

Team				Through Games Of Feb. 19, 1919						
Average RPI Win:	238	WON-LOST	WINNING	LAST 10	STRENGTH OF	OPP. STRENGTH	TEAM	ADJ.	CONF.	ADJ CONF.
Average RPI Loss:	159	RECORD	PCT. RANK	GAMES	SCHEDULE	OF SCHEDULE	RPI	RPI	RPI	RPI
DIV. I ONLY	10- 12	205	3-7		260	162	244	244	13	13
DIV. I NON-CONF.	6- 3	90	0		342	274	253	253	15	15

TOTALS	RPI 1-25		RPI 26-50		W-L RECORDS		RPI 51-100		RPI 101-150	RPI 150+
10- 12	0- 0		0- 2		OVERALL		1- 2		0- 1	9- 7
8- 4	0- 0		0- 1		HOME		1- 0		0- 1	7- 2
2- 8	0- 0		0- 1		AWAY		0- 2		0- 0	2- 5
0- 0	0- 0		0- 0		NEUTRAL		0- 0		0- 0	0- 0
6- 3	0- 0		0- 0		NON-CONFERENCE		0- 0		0- 0	6- 3
5- 1	0- 0		0- 0		HOME		0- 0		0- 0	5- 1
1- 2	0- 0		0- 0		AWAY		0- 0		0- 0	1- 2
0- 0	0- 0		0- 0		NEUTRAL		0- 0		0- 0	0- 0
4- 9	0- 0		0- 2		CONFERENCE		1- 2		0- 1	3- 4
3- 3	0- 0		0- 1		HOME		1- 0		0- 1	2- 1
1- 6	0- 0		0- 1		AWAY		0- 2		0- 0	1- 3
0- 0	0- 0		0- 0		NEUTRAL		0- 0		0- 0	0- 0

RPI 1-25				RPI 26-50				RPI 51-100				RPI 101+				Team's RPI: 244	
RPI	S	Opponent	Score	RPI	S	Opponent	Score	RPI	S	Opponent	Score	RPI	S	Opponent	Score		
				26	A	Old Dominion	61 77	51	H	Middle Tenn.	78 60	126	H	UAB	51 71		
				32	H	Western Ky.	75 84	66	A	Charlotte	37 55	159	H	Wichita St.	80 88		
								82	A	Rice	47 60	180	H	Memphis	83 74		
												182	A	Houston	53 67		
												193	A	Fla. Atlantic	75 77		
												208	A	Southern Miss.	60 66		
												214	A	Little Rock	43 38		
												219	H	UTEP	87 80		
												233	H	Southeastern La.	92 78		
												234	H	Marshall	60 50		
												250	A	North Texas	69 74		
												261	H	Arkansas St.	67 54		
												281	A	Ole Miss	53 76		
												297	A	FIU	68 44		
												303	H	UTSA	73 82		
												343	H	McNeese	79 54		
												345	H	Grambling	70 66		
EAST 10 Division I																	
				193	A	Fla. Atlantic	75 77	66	A	Charlotte	37 55						
				297	A	FIU	68 44	126	H	UAB	51 71						
				234	H	Marshall	60 50	51	H	Middle Tenn.	78 60						
				32	H	Western Ky.	75 84	250	A	North Texas	69 74						
				26	A	Old Dominion	61 77	82	A	Rice	47 60						

Non-Div I Games:	Loyola (LA)	71	52	LSU-Alexandria	93	61
------------------	-------------	----	----	----------------	----	----

Louisiana Tech

Loss, Non-Conf, S Site, H Home A Away N Neutral

Average RPI Win:	101	WON-LOST	WINNING	LAST 10	STRENGTH OF	OPP. STRENGTH	TEAM	ADJ.	CONF.	ADJ CONF.
Average RPI Loss:	44	RECORD	PCT. RANK	GAMES	SCHEDULE	OF SCHEDULE	RPI	RPI	RPI	RPI
DIV. I ONLY	23- 3	10	8-2	27	6	6	6	5	5	
DIV. I NON-CONF.	11- 1	13	0	6	5	1	1	4	4	
TOTALS	RPI 1-25	RPI 26-50	W-L RECORDS	RPI 51-100	RPI 101-150	RPI 150+				
23- 3	4- 2	3- 0	OVERALL	5- 1	6- 0	5- 0				
11- 1	1- 1	2- 0	HOME	2- 0	3- 0	3- 0				
9- 2	2- 1	0- 0	AWAY	3- 1	2- 0	2- 0				
3- 0	1- 0	1- 0	NEUTRAL	0- 0	1- 0	0- 0				
11- 1	3- 1	2- 0	NON-CONFERENCE	1- 0	2- 0	3- 0				
5- 0	1- 0	1- 0	HOME	0- 0	1- 0	2- 0				
3- 1	1- 1	0- 0	AWAY	1- 0	0- 0	1- 0				
3- 0	1- 0	1- 0	NEUTRAL	0- 0	1- 0	0- 0				
12- 2	1- 1	1- 0	CONFERENCE	4- 1	4- 0	2- 0				
6- 1	0- 1	1- 0	HOME	2- 0	2- 0	1- 0				
6- 1	1- 0	0- 0	AWAY	2- 1	2- 0	1- 0				
0- 0	0- 0	0- 0	NEUTRAL	0- 0	0- 0	0- 0				

RPI	S	Opponent	Score	RPI	S	Opponent	Score	RPI	S	Opponent	Score	RPI	S	Opponent	Score
1	N	Oregon	72 62	31	H	Duke	60 55	52	H	Virginia	71 56	104	A	North Carolina	74 67
18	H	Central Mich.	76 63	32	H	Western Ky.	75 56	62	A	UT Martin	71 63	107	H	Boise St.	98 82
21	A	NC State	66 59	47	N	Oklahoma St.	69 48	68	A	Boston College	81 70	108	N	UT Arlington	76 67
22	A	Ohio St.	60 67					84	A	Syracuse	51 59	113	A	Notre Dame	86 54
23	A	Kentucky	67 66					84	H	Syracuse	62 58	113	H	Notre Dame	82 49
25	H	Florida St.	59 67					90	A	Miami (FL)	87 41	121	H	Wake Forest	75 61
												183	A	Northern Ky.	85 57
												196	H	Chattanooga	86 37
												224	A	Clemson	75 50
												236	H	Murray St.	76 40
												290	H	Pittsburgh	83 49
LAST 10 Division I															
113	H	Notre Dame	82 49	290	H	Pittsburgh	83 49								
21	A	NC State	66 59	52	H	Virginia	71 56								
84	A	Syracuse	51 59	104	A	North Carolina	74 67								
25	H	Florida St.	59 67	68	A	Boston College	81 70								
113	A	Notre Dame	86 54	121	H	Wake Forest	75 61								

Non-Div I Games:

Louisville

■ Loss,
 ■ Non-Conf, S Site,
 ■ Home
 ■ Away
 N Neutral

Average RPI Win:	246	WON-LOST	WINNING	LAST 10	STRENGTH OF	OPP. STRENGTH	TEAM	ADJ.	CONF.	ADJ CONF.
Average RPI Loss:	66	RECORD	PCT. RANK	GAMES	SCHEDULE	OF SCHEDULE	RPI	RPI	RPI	RPI
DIV. I ONLY	15- 9	91	4-6	224	135	130	130	7	7	
DIV. I NON-CONF.	9- 2	37	0	292	312	127	127	7	7	
TOTALS	RPI 1-25	RPI 26-50	W-L RECORDS	RPI 51-100	RPI 101-150	RPI 150+				
15- 9	0- 2	0- 3	OVERALL	2- 2	1- 0	12- 2				
7- 4	0- 2	0- 1	HOME	2- 0	0- 0	5- 1				
8- 5	0- 0	0- 2	AWAY	0- 2	1- 0	7- 1				
0- 0	0- 0	0- 0	NEUTRAL	0- 0	0- 0	0- 0				
9- 2	0- 1	0- 0	NON-CONFERENCE	0- 0	1- 0	8- 1				
3- 2	0- 1	0- 0	HOME	0- 0	0- 0	3- 1				
6- 0	0- 0	0- 0	AWAY	0- 0	1- 0	5- 0				
0- 0	0- 0	0- 0	NEUTRAL	0- 0	0- 0	0- 0				
6- 7	0- 1	0- 3	CONFERENCE	2- 2	0- 0	4- 1				
4- 2	0- 1	0- 1	HOME	2- 0	0- 0	2- 0				
2- 5	0- 0	0- 2	AWAY	0- 2	0- 0	2- 1				
0- 0	0- 0	0- 0	NEUTRAL	0- 0	0- 0	0- 0				

RPI 1-25				RPI 26-50				RPI 51-100				RPI 101+				Team's RPI: 130	
RPI	S	Opponent	Score	RPI	S	Opponent	Score	RPI	S	Opponent	Score	RPI	S	Opponent	Score		
5	H	Missouri St.	72 74	34	A	Drake	52 80	70	A	UNI	50 70	143	A	Portland	78 64		
20	H	DePaul	76 83	36	A	Bradley	50 71	81	H	Southern Ill.	51 49	152	H	Western Mich.	60 70		
				36	H	Bradley	47 60	91	A	Illinois St.	85 86	153	A	Valparaiso	64 66		
								91	H	Illinois St.	69 64	171	H	Dartmouth	61 40		
												217	A	UMKC	72 67		
												226	A	Eastern Ill.	67 51		
												257	H	Bowling Green	84 76		
												277	A	Indiana St.	58 51		
												277	H	Indiana St.	65 55		
												291	H	Vermont	78 76		
												325	A	Evansville	71 61		
												325	H	Evansville	77 47		
												333	A	Detroit Mercy	89 60		
												334	A	SIUE	63 50		
												346	A	Chicago St.	98 53		
LAST 10 Division I																	
				36	A	Bradley	50 71	70	A	UNI	50 70						
				91	A	Illinois St.	85 86	153	A	Valparaiso	64 66						
				325	H	Evansville	77 47	91	H	Illinois St.	69 64						
				277	H	Indiana St.	65 55	36	H	Bradley	47 60						
				34	A	Drake	52 80	277	A	Indiana St.	58 51						

Non-Div I Games:

Loyola Chicago

Loss, Non-Conf, S Site, H Home A Away N Neutral

Loyola Maryland

Through Games Of Feb. 19, 2020

Average RPI Win:	233	WON-LOST	WINNING	LAST 10	STRENGTH OF	OPP. STRENGTH	TEAM	ADJ.	CONF.	ADJ CONF.
Average RPI Loss:	147	RECORD	PCT. RANK	GAMES	SCHEDULE	OF SCHEDULE	RPI	RPI	RPI	RPI
DIV. I ONLY	7- 18	293	4-6	136	176	259	259	15	15	
DIV. I NON-CONF.	3- 8	268	0	160	189	252	252	16	16	
TOTALS	RPI 1-25	RPI 26-50	W-L RECORDS	RPI 51-100	RPI 101-150	RPI 150+				
7- 18	0- 2	0- 0	OVERALL	1- 3	0- 5	6- 8				
5- 5	0- 0	0- 0	HOME	1- 1	0- 3	4- 1				
2- 12	0- 2	0- 0	AWAY	0- 2	0- 2	2- 6				
0- 1	0- 0	0- 0	NEUTRAL	0- 0	0- 0	0- 1				
3- 8	0- 2	0- 0	NON-CONFERENCE	0- 0	0- 1	3- 5				
2- 1	0- 0	0- 0	HOME	0- 0	0- 0	2- 1				
1- 6	0- 2	0- 0	AWAY	0- 0	0- 1	1- 3				
0- 1	0- 0	0- 0	NEUTRAL	0- 0	0- 0	0- 1				
4- 10	0- 0	0- 0	CONFERENCE	1- 3	0- 4	3- 3				
3- 4	0- 0	0- 0	HOME	1- 1	0- 3	2- 0				
1- 6	0- 0	0- 0	AWAY	0- 2	0- 1	1- 3				
0- 0	0- 0	0- 0	NEUTRAL	0- 0	0- 0	0- 0				

RPI 1-25				RPI 26-50				RPI 51-100				RPI 101+ Team's RPI: 259			
RPI	S	Opponent	Score	RPI	S	Opponent	Score	RPI	S	Opponent	Score	RPI	S	Opponent	Score
3	A	Maryland	45 105					63	A	Bucknell	42 66	113	A	Notre Dame	60 84
10	A	Northwestern	46 67					63	H	Bucknell	60 50	117	H	Holy Cross	56 64
								95	A	Colgate	70 79	128	A	Boston U.	42 44
								95	H	Colgate	74 76	128	H	Boston U.	39 41
												135	H	Lehigh	53 55
												164	N	Wright St.	51 66
												168	A	Mt. St. Mary's	75 81
												171	H	Dartmouth	72 56
												185	A	Lafayette	52 55
												193	A	Fla. Atlantic	61 72
												199	A	American	44 63
												199	H	American	56 47
												247	H	Howard	69 75
												279	H	Monmouth	64 48
												300	A	Army West Point	55 75
												300	H	Army West Point	68 59
												301	A	Navy	50 44
												305	A	St. Francis Brooklyn	78 89
												319	A	Fairleigh Dickinson	75 46
LAST 10 Division I															
300	A	Army West Point	55 75	128	H	Boston U.	39 41								
95	A	Colgate	70 79	63	H	Bucknell	60 50								
199	H	American	56 47	199	A	American	44 63								
63	A	Bucknell	42 66	300	H	Army West Point	68 59								
301	A	Navy	50 44	128	A	Boston U.	42 44								

Non-Div I Games:

Loyola Maryland

Loss, Non-Conf, S Site, H Home A Away N Neutral

Maine

Through Games Of Feb. 19, 2020

Average RPI Win: 266	WON-LOST	WINNING	LAST 10	STRENGTH OF	OPP. STRENGTH	TEAM	ADJ.	CONF.	ADJ CONF.
Average RPI Loss: 119	RECORD	PCT. RANK	GAMES	SCHEDULE	OF SCHEDULE	RPI	RPI	RPI	RPI
DIV. I ONLY	12- 14	195	7-3	172	217	204	204	26	26
DIV. I NON-CONF.	3- 10	282	0	78	41	224	224	27	27
TOTALS	RPI 1-25	RPI 26-50	W-L RECORDS	RPI 51-100	RPI 101-150	RPI 150+			
12- 14	0- 1	0- 4	OVERALL	0- 2	1- 2	11- 5			
8- 4	0- 0	0- 0	HOME	0- 1	1- 2	7- 1			
4- 7	0- 1	0- 1	AWAY	0- 1	0- 0	4- 4			
0- 3	0- 0	0- 3	NEUTRAL	0- 0	0- 0	0- 0			
3- 10	0- 1	0- 4	NON-CONFERENCE	0- 1	1- 2	2- 2			
2- 3	0- 0	0- 0	HOME	0- 1	1- 2	1- 0			
1- 4	0- 1	0- 1	AWAY	0- 0	0- 0	1- 2			
0- 3	0- 0	0- 3	NEUTRAL	0- 0	0- 0	0- 0			
9- 4	0- 0	0- 0	CONFERENCE	0- 1	0- 0	9- 3			
6- 1	0- 0	0- 0	HOME	0- 0	0- 0	6- 1			
3- 3	0- 0	0- 0	AWAY	0- 1	0- 0	3- 2			
0- 0	0- 0	0- 0	NEUTRAL	0- 0	0- 0	0- 0			

RPI 1-25				RPI 26-50				RPI 51-100				RPI 101+ Team's RPI: 204			
RPI	S	Opponent	Score	RPI	S	Opponent	Score	RPI	S	Opponent	Score	RPI	S	Opponent	Score
21	A	NC State	34 62	27	N	Arizona St.	31 57	58	A	Stony Brook	69 73	125	H	Northeastern	58 66
				34	N	Drake	62 94	100	H	Harvard	40 69	128	H	Boston U.	49 62
				49	A	Drexel	57 70					138	H	Green Bay	61 60
				50	N	Dayton	49 78					155	A	Binghamton	63 73
												155	H	Binghamton	75 65
												171	A	Dartmouth	41 57
												191	A	Delaware	69 56
												218	A	Brown	70 76
												232	A	UMass Lowell	57 66
												232	H	UMass Lowell	77 53
												264	H	New Hampshire	67 50
												291	A	Vermont	65 47
												291	H	Vermont	70 59
												296	H	UMBC	54 74
												301	H	Navy	46 41
												318	A	Albany (NY)	65 44
												318	H	Albany (NY)	60 49
												347	A	Hartford	69 52
												347	H	Hartford	87 73
LAST 10 Division I															
318	A	Albany (NY)	65 44	296	H	UMBC	54 74								
232	H	UMass Lowell	77 53	291	A	Vermont	65 47								
155	H	Binghamton	75 65	155	A	Binghamton	63 73								
291	H	Vermont	70 59	232	A	UMass Lowell	57 66								
347	A	Hartford	69 52	318	H	Albany (NY)	60 49								

Non-Div I Games: Husson 104 43

Maine

■ Loss,
 ■ Non-Conf,
 ■ S Site,
 ■ Home
 ■ A Away
 N Neutral

Average RPI Win: 229	WON-LOST	WINNING	LAST 10	STRENGTH OF	OPP. STRENGTH	TEAM	ADJ.	CONF.	ADJ CONF.
Average RPI Loss: 95	RECORD	PCT. RANK	GAMES	SCHEDULE	OF SCHEDULE	RPI	RPI	RPI	RPI
DIV. I ONLY	20- 4	22	9-1	208	224	64	64	24	24
DIV. I NON-CONF.	7- 2	53	0	65	82	38	38	25	25
TOTALS	RPI 1-25	RPI 26-50	W-L RECORDS	RPI 51-100	RPI 101-150	RPI 150+			
20- 4	0- 2	0- 0	OVERALL	1- 1	4- 0	15- 1			
9- 2	0- 1	0- 0	HOME	0- 1	1- 0	8- 0			
9- 2	0- 1	0- 0	AWAY	1- 0	2- 0	6- 1			
2- 0	0- 0	0- 0	NEUTRAL	0- 0	1- 0	1- 0			
7- 2	0- 2	0- 0	NON-CONFERENCE	0- 0	4- 0	3- 0			
3- 1	0- 1	0- 0	HOME	0- 0	1- 0	2- 0			
2- 1	0- 1	0- 0	AWAY	0- 0	2- 0	0- 0			
2- 0	0- 0	0- 0	NEUTRAL	0- 0	1- 0	1- 0			
13- 2	0- 0	0- 0	CONFERENCE	1- 1	0- 0	12- 1			
6- 1	0- 0	0- 0	HOME	0- 1	0- 0	6- 0			
7- 1	0- 0	0- 0	AWAY	1- 0	0- 0	6- 1			
0- 0	0- 0	0- 0	NEUTRAL	0- 0	0- 0	0- 0			

RPI 1-25				RPI 26-50				RPI 51-100				RPI 101+			
RPI	S	Opponent	Score	RPI	S	Opponent	Score	RPI	S	Opponent	Score	RPI	S	Opponent	Score
16	H	Princeton	50 62					98	A	Rider	63 58	108	A	UT Arlington	73 57
18	A	Central Mich.	54 77					98	H	Rider	72 76	122	N	North Florida	69 54
												128	A	Boston U.	89 75
												138	H	Green Bay	72 60
												162	H	Elon	63 55
												184	H	Quinnipiac	73 60
												223	A	Manhattan	71 66
												223	H	Manhattan	74 53
												229	A	Iona	73 56
												246	A	Fairfield	48 52
												265	A	Niagara	94 67
												265	H	Niagara	82 57
												273	N	Lipscomb	74 63
												275	A	Siena	78 55
												279	A	Monmouth	74 53
												279	H	Monmouth	76 66
												318	H	Albany (NY)	76 52
												326	H	Saint Peter's	96 76
												340	A	Canisius	90 59
												340	H	Canisius	86 72
LAST 10 Division I															
275	A	Siena	78 55	265	H	Niagara	82 57								
340	H	Canisius	86 72	246	A	Fairfield	48 52								
98	A	Rider	63 58	279	A	Monmouth	74 53								
223	H	Manhattan	74 53	184	H	Quinnipiac	73 60								
229	A	Iona	73 56	223	A	Manhattan	71 66								

Non-Div I Games:

Marist

■ Loss,
 ■ Non-Conf,
 ■ S Site,
 ■ H Home
 ■ A Away
 N Neutral

Average RPI Win: 152	WON-LOST	WINNING	LAST 10	STRENGTH OF	OPP. STRENGTH	TEAM	ADJ.	CONF.	ADJ CONF.
Average RPI Loss: 40	RECORD	PCT. RANK	GAMES	SCHEDULE	OF SCHEDULE	RPI	RPI	RPI	RPI
DIV. I ONLY	20- 6	38	8-2	81	60	33	33	6	6
DIV. I NON-CONF.	9- 2	37	0	70	61	40	40	6	6
TOTALS	RPI 1-25	RPI 26-50	W-L RECORDS	RPI 51-100	RPI 101-150	RPI 150+			
20- 6	0- 3	1- 1	OVERALL	8- 2	3- 0	8- 0			
12- 2	0- 2	1- 0	HOME	6- 0	1- 0	4- 0			
7- 4	0- 1	0- 1	AWAY	2- 2	2- 0	3- 0			
1- 0	0- 0	0- 0	NEUTRAL	0- 0	0- 0	1- 0			
9- 2	0- 2	0- 0	NON-CONFERENCE	3- 0	1- 0	5- 0			
4- 2	0- 2	0- 0	HOME	2- 0	0- 0	2- 0			
4- 0	0- 0	0- 0	AWAY	1- 0	1- 0	2- 0			
1- 0	0- 0	0- 0	NEUTRAL	0- 0	0- 0	1- 0			
11- 4	0- 1	1- 1	CONFERENCE	5- 2	2- 0	3- 0			
8- 0	0- 0	1- 0	HOME	4- 0	1- 0	2- 0			
3- 4	0- 1	0- 1	AWAY	1- 2	1- 0	1- 0			
0- 0	0- 0	0- 0	NEUTRAL	0- 0	0- 0	0- 0			

RPI 1-25				RPI 26-50				Team's RPI: 33				RPI 51-100				RPI 101+			
RPI	S	Opponent	Score	RPI	S	Opponent	Score	RPI	S	Opponent	Score	RPI	S	Opponent	Score	RPI	S	Opponent	Score
10	H	Northwestern	56 64	40	A	Creighton	62 72	60	H	Belmont	53 51	138	A	Green Bay	60 47				
11	H	Mississippi St.	68 74	40	H	Creighton	52 50	65	A	Seton Hall	60 72	140	A	Providence	60 50				
20	A	DePaul	71 89					65	H	Seton Hall	81 60	140	H	Providence	85 55				
								67	A	St. John's (NY)	67 57	154	A	Saint Mary's (CA)	77 63				
								67	H	St. John's (NY)	94 85	239	A	Milwaukee	78 56				
								87	A	South Dakota St.	65 58	243	H	Morgan St.	70 48				
								91	H	Illinois St.	58 41	248	H	Georgetown	73 51				
								93	A	Butler	55 61	249	A	Xavier	80 60				
								93	H	Butler	76 54	249	H	Xavier	61 48				
								99	H	Villanova	57 52	256	N	Tulsa	61 60				
												305	H	St. Francis Brooklyn	92 71				
LAST 10 Division I																			
				93	H	Butler	76 54					140	H	Providence	85 55				
				249	H	Xavier	61 48					99	H	Villanova	57 52				
				67	A	St. John's (NY)	67 57					248	H	Georgetown	73 51				
				65	A	Seton Hall	60 72					249	A	Xavier	80 60				
				40	H	Creighton	52 50					93	A	Butler	55 61				

Non-Div I Games:

Marquette

■ Loss,
■ Non-Conf,
■ S Site,
■ H Home
■ A Away
N Neutral

Marshall

Through Games Of Feb. 19, 2020

Average RPI Win:	233	WON-LOST	WINNING	LAST 10	STRENGTH OF	OPP. STRENGTH	TEAM	ADJ.	CONF.	ADJ CONF.
Average RPI Loss:	145	RECORD	PCT. RANK	GAMES	SCHEDULE	OF SCHEDULE	RPI	RPI	RPI	RPI
DIV. I ONLY	9- 13	238	5-5	221	144	234	234	13	13	
DIV. I NON-CONF.	3- 6	235	0	327	201	312	312	15	15	
TOTALS	RPI 1-25	RPI 26-50	W-L RECORDS	RPI 51-100	RPI 101-150	RPI 150+				
9- 13	0- 0	0- 4	OVERALL	0- 3	1- 0	8- 6				
6- 5	0- 0	0- 1	HOME	0- 1	1- 0	5- 3				
3- 8	0- 0	0- 3	AWAY	0- 2	0- 0	3- 3				
0- 0	0- 0	0- 0	NEUTRAL	0- 0	0- 0	0- 0				
3- 6	0- 0	0- 2	NON-CONFERENCE	0- 0	0- 0	3- 4				
2- 2	0- 0	0- 0	HOME	0- 0	0- 0	2- 2				
1- 4	0- 0	0- 2	AWAY	0- 0	0- 0	1- 2				
0- 0	0- 0	0- 0	NEUTRAL	0- 0	0- 0	0- 0				
6- 7	0- 0	0- 2	CONFERENCE	0- 3	1- 0	5- 2				
4- 3	0- 0	0- 1	HOME	0- 1	1- 0	3- 1				
2- 4	0- 0	0- 1	AWAY	0- 2	0- 0	2- 1				
0- 0	0- 0	0- 0	NEUTRAL	0- 0	0- 0	0- 0				

RPI 1-25				RPI 26-50				RPI 51-100				RPI 101+				Team's RPI: 234	
RPI	S	Opponent	Score	RPI	S	Opponent	Score	RPI	S	Opponent	Score	RPI	S	Opponent	Score		
				26	A	Old Dominion	46 57	51	H	Middle Tenn.	55 75	126	H	UAB	61 56		
				32	H	Western Ky.	65 74	66	A	Charlotte	46 52	170	A	Towson	56 59		
				45	A	Ohio	51 67	82	A	Rice	43 81	193	H	Fla. Atlantic	85 75		
				46	A	Rutgers	41 66					194	H	Norfolk St.	75 69		
												208	A	Southern Miss.	80 65		
												219	H	UTEP	76 66		
												243	H	Morgan St.	52 57		
												244	A	Louisiana Tech	50 60		
												250	A	North Texas	68 59		
												257	H	Bowling Green	69 82		
												277	A	Indiana St.	72 60		
												297	H	FIU	65 68		
												303	H	UTSA	66 53		
												325	A	Evansville	62 66		
												327	H	Coppin St.	60 47		
LAST 10 Division I																	
				219	H	UTEP	76 66	297	H	FIU	65 68						
				303	H	UTSA	66 53	32	H	Western Ky.	65 74						
				244	A	Louisiana Tech	50 60	26	A	Old Dominion	46 57						
				208	A	Southern Miss.	80 65	66	A	Charlotte	46 52						
				193	H	Fla. Atlantic	85 75	126	H	UAB	61 56						

Non-Div I Games: Alderson Broadus 85 41 Ky. Christian 89 40

Marshall

Loss, Non-Conf, S Site, H Home A Away N Neutral

Average RPI Win: 114	WON-LOST	WINNING	LAST 10	STRENGTH OF	OPP. STRENGTH	TEAM	ADJ.	CONF.	ADJ CONF.
Average RPI Loss: 11	RECORD	PCT. RANK	GAMES	SCHEDULE	OF SCHEDULE	RPI	RPI	RPI	RPI
DIV. I ONLY	23- 4	19	10-0	11	5	3	3	2	2
DIV. I NON-CONF.	9- 2	37	0	88	63	41	41	2	2
TOTALS	RPI 1-25	RPI 26-50	W-L RECORDS	RPI 51-100	RPI 101-150	RPI 150+			
23- 4	6- 4	4- 0	OVERALL	3- 0	1- 0	9- 0			
13- 1	4- 1	2- 0	HOME	2- 0	0- 0	5- 0			
8- 3	2- 3	2- 0	AWAY	0- 0	1- 0	3- 0			
2- 0	0- 0	0- 0	NEUTRAL	1- 0	0- 0	1- 0			
9- 2	0- 2	1- 0	NON-CONFERENCE	1- 0	0- 0	7- 0			
5- 1	0- 1	0- 0	HOME	0- 0	0- 0	5- 0			
2- 1	0- 1	1- 0	AWAY	0- 0	0- 0	1- 0			
2- 0	0- 0	0- 0	NEUTRAL	1- 0	0- 0	1- 0			
14- 2	6- 2	3- 0	CONFERENCE	2- 0	1- 0	2- 0			
8- 0	4- 0	2- 0	HOME	2- 0	0- 0	0- 0			
6- 2	2- 2	1- 0	AWAY	0- 0	1- 0	2- 0			
0- 0	0- 0	0- 0	NEUTRAL	0- 0	0- 0	0- 0			

RPI S	Opponent	Score	RPI S	Opponent	Score	RPI S	Opponent	Score	RPI S	Opponent	Score
2	H South Carolina	54 63	35	A Michigan	77 49	60	N Belmont	90 26	136	A Wisconsin	85 56
10	A Northwestern	58 81	35	H Michigan	70 55	86	H Nebraska	87 69	151	H George Washington	88 54
10	H Northwestern	70 61	43	A James Madison	70 68	92	H Michigan St.	94 53	179	A Illinois	79 60
12	A Iowa	61 66	46	H Rutgers	79 50				184	H Quinnipiac	107 52
12	H Iowa	93 59							191	H Delaware	99 55
19	A Indiana	79 69							209	A Penn St.	106 69
19	H Indiana	76 62							224	N Clemson	63 44
21	A NC State	59 66							259	H Loyola Maryland	105 45
22	A Ohio St.	85 65							286	H Wagner	119 56
22	H Ohio St.	72 62							309	A Georgia St.	114 41
LAST 10 Division I											
136	A Wisconsin	85 56	92	H Michigan St.	94 53						
209	A Penn St.	106 69	22	A Ohio St.	85 65						
12	H Iowa	93 59	10	H Northwestern	70 61						
46	H Rutgers	79 50	179	A Illinois	79 60						
19	A Indiana	79 69	19	H Indiana	76 62						

Non-Div I Games:

Maryland

Massachusetts

Through Games Of Feb. 19, 2020

Average RPI Win:	211	WON-LOST	WINNING	LAST 10	STRENGTH OF	OPP. STRENGTH	TEAM	ADJ.	CONF.	ADJ CONF.
Average RPI Loss:	130	RECORD	PCT. RANK	GAMES	SCHEDULE	OF SCHEDULE	RPI	RPI	RPI	RPI
DIV. I ONLY	15- 10	109	3-7	230	147	149	149	12	12	
DIV. I NON-CONF.	9- 3	63	0	283	250	139	139	12	12	
TOTALS	RPI 1-25	RPI 26-50	W-L RECORDS	RPI 51-100	RPI 101-150	RPI 150+				
15- 10	0- 0	0- 1	OVERALL	0- 3	5- 2	10- 4				
8- 5	0- 0	0- 1	HOME	0- 1	2- 2	6- 1				
7- 5	0- 0	0- 0	AWAY	0- 2	3- 0	4- 3				
0- 0	0- 0	0- 0	NEUTRAL	0- 0	0- 0	0- 0				
9- 3	0- 0	0- 0	NON-CONFERENCE	0- 1	2- 1	7- 1				
5- 2	0- 0	0- 0	HOME	0- 0	1- 1	4- 1				
4- 1	0- 0	0- 0	AWAY	0- 1	1- 0	3- 0				
0- 0	0- 0	0- 0	NEUTRAL	0- 0	0- 0	0- 0				
6- 7	0- 0	0- 1	CONFERENCE	0- 2	3- 1	3- 3				
3- 3	0- 0	0- 1	HOME	0- 1	1- 1	2- 0				
3- 4	0- 0	0- 0	AWAY	0- 1	2- 0	1- 3				
0- 0	0- 0	0- 0	NEUTRAL	0- 0	0- 0	0- 0				

RPI S	Opponent	Score	RPI S	Opponent	Score	RPI S	Opponent	Score	RPI S	Opponent	Score	Team's RPI: 149
50	H Dayton	51 52	67	A St. John's (NY)	71 82	110	H VCU	46 61				
			88	A Saint Louis	56 71	114	A Duquesne	81 77				
			94	H Fordham	64 69	117	H Holy Cross	75 72				
						119	H Richmond	64 50				
						128	A Boston U.	58 45				
						131	A Davidson	70 62				
						140	H Providence	63 72				
						151	A George Washington	47 50				
						175	A Rhode Island	66 69				
						187	H Merrimack	64 79				
						192	H La Salle	76 62				
						216	H Saint Joseph's	61 43				
						218	H Brown	95 42				
						229	A Iona	65 51				
						232	A UMass Lowell	74 58				
						240	A George Mason	56 73				
						264	H New Hampshire	67 65				
						275	H Siena	61 55				
						291	A Vermont	83 49				
						295	A St. Bonaventure	62 52				
						347	H Hartford	74 48				
LAST 10 Division I												
88	A Saint Louis	56 71	119	H Richmond	64 50							
50	H Dayton	51 52	151	A George Washington	47 50							
94	H Fordham	64 69	110	H VCU	46 61							
240	A George Mason	56 73	175	A Rhode Island	66 69							
131	A Davidson	70 62	192	H La Salle	76 62							

Non-Div I Games: Southern Conn. St. 86 43

Massachusetts

Loss, Non-Conf, S Site, H Home A Away N Neutral

McNeese

Through Games Of Feb. 19, 2020

Average RPI Win: 335	WON-LOST	WINNING	LAST 10	STRENGTH OF	OPP. STRENGTH	TEAM	ADJ.	CONF.	ADJ CONF.
Average RPI Loss: 192	RECORD	PCT. RANK	GAMES	SCHEDULE	OF SCHEDULE	RPI	RPI	RPI	RPI
DIV. I ONLY	3- 19	327	1-9	286	308	343	343	23	23
DIV. I NON-CONF.	1- 6	318	0	162	301	313	313	24	24
TOTALS	RPI 1-25	RPI 26-50	W-L RECORDS	RPI 51-100	RPI 101-150	RPI 150+			
3- 19	0- 0	0- 1	OVERALL	0- 3	0- 4	3- 11			
3- 7	0- 0	0- 0	HOME	0- 2	0- 1	3- 4			
0- 12	0- 0	0- 1	AWAY	0- 1	0- 3	0- 7			
0- 0	0- 0	0- 0	NEUTRAL	0- 0	0- 0	0- 0			
1- 6	0- 0	0- 1	NON-CONFERENCE	0- 1	0- 1	1- 3			
1- 1	0- 0	0- 0	HOME	0- 1	0- 0	1- 0			
0- 5	0- 0	0- 1	AWAY	0- 0	0- 1	0- 3			
0- 0	0- 0	0- 0	NEUTRAL	0- 0	0- 0	0- 0			
2- 13	0- 0	0- 0	CONFERENCE	0- 2	0- 3	2- 8			
2- 6	0- 0	0- 0	HOME	0- 1	0- 1	2- 4			
0- 7	0- 0	0- 0	AWAY	0- 1	0- 2	0- 4			
0- 0	0- 0	0- 0	NEUTRAL	0- 0	0- 0	0- 0			

RPI	S	Opponent	Score	RPI	S	Opponent	Score	RPI	S	Opponent	Score	RPI	S	Opponent	Score	Team's RPI: 343
39	A	Arkansas	58	101	82	H	Rice	50	81	124	H	Abilene Christian	73	90		
					85	A	SFA	51	82	126	A	UAB	70	97		
					96	H	A&M-Corpus Christi	59	73	144	A	Sam Houston St.	59	92		
										150	A	New Orleans	59	78		
										201	A	Louisiana	55	75		
										225	A	Central Ark.	49	70		
										225	H	Central Ark.	57	70		
										228	A	SMU	60	81		
										233	H	Southeastern La.	67	74		
										244	A	Louisiana Tech	54	79		
										269	H	Lamar University	69	87		
										278	A	Nicholls St.	63	79		
										280	A	Incarinate Word	56	73		
										280	H	Incarinate Word	71	72		
										316	H	Houston Baptist	88	72		
										338	A	Northwestern St.	60	70		
										338	H	Northwestern St.	61	51		
										350	H	La.-Monroe	72	69		
LAST 10 Division I																
280	H	Incarinate Word	71	72	278	A	Nicholls St.	63	79							
338	A	Northwestern St.	60	70	316	H	Houston Baptist	88	72							
225	A	Central Ark.	49	70	233	H	Southeastern La.	67	74							
96	H	A&M-Corpus Christi	59	73	150	A	New Orleans	59	78							
269	H	Lamar University	69	87	280	A	Incarinate Word	56	73							

Non-Div I Games: Centenary (LA) 116 37 LSU-Shreveport 81 77

McNeese

■ Loss,
 ■ Non-Conf, S Site,
 ■ Home
 ■ Away
 N Neutral

Average RPI Win:	207	WON-LOST	WINNING	LAST 10	STRENGTH OF	OPP. STRENGTH	TEAM	ADJ.	CONF.	ADJ CONF.
Average RPI Loss:	133	RECORD	PCT. RANK	GAMES	SCHEDULE	OF SCHEDULE	RPI	RPI	RPI	RPI
DIV. I ONLY	13- 13	176	4-6	187	119	180	180	9	9	
DIV. I NON-CONF.	9- 4	84	0	247	297	145	145	9	9	
TOTALS	RPI 1-25	RPI 26-50	W-L RECORDS	RPI 51-100	RPI 101-150	RPI 150+				
13- 13	0- 2	0- 2	OVERALL	1- 2	2- 0	10- 7				
8- 5	0- 1	0- 0	HOME	0- 1	1- 0	7- 3				
4- 7	0- 1	0- 1	AWAY	1- 1	0- 0	3- 4				
1- 1	0- 0	0- 1	NEUTRAL	0- 0	1- 0	0- 0				
9- 4	0- 0	0- 1	NON-CONFERENCE	1- 0	2- 0	6- 3				
5- 2	0- 0	0- 0	HOME	0- 0	1- 0	4- 2				
3- 1	0- 0	0- 0	AWAY	1- 0	0- 0	2- 1				
1- 1	0- 0	0- 1	NEUTRAL	0- 0	1- 0	0- 0				
4- 9	0- 2	0- 1	CONFERENCE	0- 2	0- 0	4- 4				
3- 3	0- 1	0- 0	HOME	0- 1	0- 0	3- 1				
1- 6	0- 1	0- 1	AWAY	0- 1	0- 0	1- 3				
0- 0	0- 0	0- 0	NEUTRAL	0- 0	0- 0	0- 0				

RPI 1-25				RPI 26-50				RPI 51-100				RPI 101+ Team's RPI: 180			
RPI	S	Opponent	Score	RPI	S	Opponent	Score	RPI	S	Opponent	Score	RPI	S	Opponent	Score
7	A	UConn	55 94	28	N	LSU	58 89	73	A	Temple	64 78	103	N	Kansas St.	72 68
7	H	UConn	56 68	41	A	UCF	66 82	76	H	Cincinnati	66 73	126	H	UAB	77 52
								81	A	Southern Ill.	70 66	151	H	George Washington	63 64
												157	A	Tulane	55 59
												157	H	Tulane	64 62
												158	A	Toledo	83 76
												159	A	Wichita St.	69 60
												182	A	Houston	65 75
												214	A	Little Rock	68 50
												228	H	SMU	57 52
												244	A	Louisiana Tech	74 83
												251	A	East Carolina	65 71
												251	H	East Carolina	57 61
												256	H	Tulsa	63 44
												261	H	Arkansas St.	78 50
												263	H	Alabama A&M	79 71
												266	H	Eastern Ky.	60 63
												329	H	Alcorn	57 51
												351	H	Mississippi Val.	91 54
LAST 10 Division I															
73	A	Temple	64 78	256	H	Tulsa	63 44								
251	H	East Carolina	57 61	251	A	East Carolina	65 71								
159	A	Wichita St.	69 60	41	A	UCF	66 82								
7	A	UConn	55 94	228	H	SMU	57 52								
157	H	Tulane	64 62	7	H	UConn	56 68								

Non-Div I Games:

Memphis

■ Loss,
 ■ Non-Conf,
 ■ S Site,
 ■ H Home
 ■ A Away
 N Neutral

Average RPI Win: 268	WON-LOST	WINNING	LAST 10	STRENGTH OF	OPP. STRENGTH	TEAM	ADJ.	CONF.	ADJ CONF.
Average RPI Loss: 181	RECORD	PCT. RANK	GAMES	SCHEDULE	OF SCHEDULE	RPI	RPI	RPI	RPI
DIV. I ONLY	5- 19	317	3-7	262	234	322	322	27	27
DIV. I NON-CONF.	2- 12	318	0	232	208	317	317	22	22
TOTALS	RPI 1-25	RPI 26-50	W-L RECORDS	RPI 51-100	RPI 101-150	RPI 150+			
5- 19	0- 0	0- 1	OVERALL	0- 3	0- 3	5- 12			
4- 7	0- 0	0- 1	HOME	0- 0	0- 0	4- 6			
1- 12	0- 0	0- 0	AWAY	0- 3	0- 3	1- 6			
0- 0	0- 0	0- 0	NEUTRAL	0- 0	0- 0	0- 0			
2- 12	0- 0	0- 1	NON-CONFERENCE	0- 3	0- 2	2- 6			
1- 5	0- 0	0- 1	HOME	0- 0	0- 0	1- 4			
1- 7	0- 0	0- 0	AWAY	0- 3	0- 2	1- 2			
0- 0	0- 0	0- 0	NEUTRAL	0- 0	0- 0	0- 0			
3- 7	0- 0	0- 0	CONFERENCE	0- 0	0- 1	3- 6			
3- 2	0- 0	0- 0	HOME	0- 0	0- 0	3- 2			
0- 5	0- 0	0- 0	AWAY	0- 0	0- 1	0- 4			
0- 0	0- 0	0- 0	NEUTRAL	0- 0	0- 0	0- 0			

RPI S	Opponent	Score	RPI S	Opponent	Score	RPI S	Opponent	Score	RPI S	Opponent	Score	Team's RPI: 322
			32 H	Western Ky.	62 75	55 A	Yale	60 68	133 A	Florida	50 71	
						79 A	Alabama	56 111	146 A	Columbia	48 77	
						80 A	Georgia	60 76	148 A	UNC Greensboro	51 67	
									167 A	Samford	64 72	
									167 H	Samford	54 60	
									172 H	Jacksonville	83 87	
									196 H	Chattanooga	55 48	
									206 H	Gardner-Webb	62 65	
									211 A	Furman	49 62	
									211 H	Furman	61 55	
									213 A	Kennesaw St.	64 92	
									224 H	Clemson	61 65	
									238 A	Appalachian St.	68 77	
									266 H	Eastern Ky.	60 61	
									282 A	Wofford	49 77	
									282 H	Wofford	54 53	
									285 H	ETSU	66 72	
									302 H	Ga. Southern	62 52	
									336 A	Western Caro.	40 51	
									349 A	South Carolina St.	66 55	
LAST 10 Division I												
			167 H	Samford	54 60		196 H	Chattanooga	55 48			
			211 H	Furman	61 55		285 H	ETSU	66 72			
			282 H	Wofford	54 53		167 A	Samford	64 72			
			336 A	Western Caro.	40 51		282 A	Wofford	49 77			
			148 A	UNC Greensboro	51 67		211 A	Furman	49 62			

Non-Div I Games: LaGrange 74 47

Mercer

■ Loss,
 ■ Non-Conf,
 ■ S Site,
 ■ H Home
 ■ A Away
 N Neutral

Merrimack

Through Games Of Feb. 19, 2020

Average RPI Win:	275	WON-LOST	WINNING	LAST 10	STRENGTH OF	OPP. STRENGTH	TEAM	ADJ.	CONF.	ADJ CONF.
Average RPI Loss:	188	RECORD	PCT. RANK	GAMES	SCHEDULE	OF SCHEDULE	RPI	RPI	RPI	RPI
DIV. I ONLY	15- 8	81	8-2	312	334	187	187	30	30	
DIV. I NON-CONF.	5- 4	140	0	233	235	165	165	30	30	
TOTALS	RPI 1-25	RPI 26-50	W-L RECORDS	RPI 51-100	RPI 101-150	RPI 150+				
15- 8	0- 0	0- 0	OVERALL	0- 0	1- 4	14- 4				
8- 3	0- 0	0- 0	HOME	0- 0	0- 2	8- 1				
7- 5	0- 0	0- 0	AWAY	0- 0	1- 2	6- 3				
0- 0	0- 0	0- 0	NEUTRAL	0- 0	0- 0	0- 0				
5- 4	0- 0	0- 0	NON-CONFERENCE	0- 0	1- 2	4- 2				
3- 1	0- 0	0- 0	HOME	0- 0	0- 1	3- 0				
2- 3	0- 0	0- 0	AWAY	0- 0	1- 1	1- 2				
0- 0	0- 0	0- 0	NEUTRAL	0- 0	0- 0	0- 0				
10- 4	0- 0	0- 0	CONFERENCE	0- 0	0- 2	10- 2				
5- 2	0- 0	0- 0	HOME	0- 0	0- 1	5- 1				
5- 2	0- 0	0- 0	AWAY	0- 0	0- 1	5- 1				
0- 0	0- 0	0- 0	NEUTRAL	0- 0	0- 0	0- 0				

RPI 1-25			RPI 26-50			RPI 51-100			RPI 101+ Team's RPI: 187		
RPI	S	Opponent	Score	RPI	S	Opponent	Score	RPI	S	Opponent	Score
								117	A	Holy Cross	42 68
								129	A	Robert Morris	50 72
								129	H	Robert Morris	62 68
								135	H	Lehigh	68 72
								149	A	Massachusetts	79 64
								168	H	Mt. St. Mary's	76 55
								171	A	Dartmouth	52 57
								179	A	Illinois	72 75
								218	A	Brown	72 57
								232	H	UMass Lowell	73 50
								254	A	Saint Francis (PA)	71 56
								264	H	New Hampshire	64 54
								286	H	Wagner	55 44
								291	H	Vermont	78 53
								305	H	St. Francis Brooklyn	80 54
								310	A	Sacred Heart	60 63
								315	A	Bryant	61 53
								315	H	Bryant	78 66
								319	A	Fairleigh Dickinson	84 66
								319	H	Fairleigh Dickinson	62 51
								337	A	LIU Brooklyn	66 63
								337	H	LIU Brooklyn	60 68
								348	A	Central Conn. St.	65 56
LAST 10 Division I											
315	A	Bryant	61 53	337	H	LIU Brooklyn	60 68				
286	H	Wagner	55 44	319	H	Fairleigh Dickinson	62 51				
319	A	Fairleigh Dickinson	84 66	254	A	Saint Francis (PA)	71 56				
337	A	LIU Brooklyn	66 63	129	A	Robert Morris	50 72				
305	H	St. Francis Brooklyn	80 54	168	H	Mt. St. Mary's	76 55				

Non-Div I Games: Eastern Nazarene 82 50 Fisher 81 42

Merrimack

Loss, Non-Conf, S Site, H Home A Away N Neutral

Average RPI Win:	145	WON-LOST	WINNING	LAST 10	STRENGTH OF	OPP. STRENGTH	TEAM	ADJ.	CONF.	ADJ CONF.
Average RPI Loss:	43	RECORD	PCT. RANK	GAMES	SCHEDULE	OF SCHEDULE	RPI	RPI	RPI	RPI
DIV. I ONLY	13- 12	169	4-6	16	47	90	90	5	5	
DIV. I NON-CONF.	8- 3	68	0	13	70	44	44	4	4	
TOTALS	RPI 1-25	RPI 26-50	W-L RECORDS	RPI 51-100	RPI 101-150	RPI 150+				
13- 12	0- 6	0- 2	OVERALL	4- 2	3- 2	6- 0				
11- 5	0- 4	0- 1	HOME	4- 0	3- 0	4- 0				
1- 7	0- 2	0- 1	AWAY	0- 2	0- 2	1- 0				
1- 0	0- 0	0- 0	NEUTRAL	0- 0	0- 0	1- 0				
8- 3	0- 3	0- 0	NON-CONFERENCE	2- 0	2- 0	4- 0				
7- 2	0- 2	0- 0	HOME	2- 0	2- 0	3- 0				
0- 1	0- 1	0- 0	AWAY	0- 0	0- 0	0- 0				
1- 0	0- 0	0- 0	NEUTRAL	0- 0	0- 0	1- 0				
5- 9	0- 3	0- 2	CONFERENCE	2- 2	1- 2	2- 0				
4- 3	0- 2	0- 1	HOME	2- 0	1- 0	1- 0				
1- 6	0- 1	0- 1	AWAY	0- 2	0- 2	1- 0				
0- 0	0- 0	0- 0	NEUTRAL	0- 0	0- 0	0- 0				

RPI S	Opponent	Score	RPI S	Opponent	Score	RPI S	Opponent	Score	RPI S	Opponent	Score
6	H Louisville	41 87	30	A Virginia Tech	45 69	52	A Virginia	64 69	104	A North Carolina	58 78
15	H Oregon St.	53 75	31	H Duke	55 74	53	H IUPUI	74 65	113	A Notre Dame	53 76
19	H Indiana	45 58				74	A Georgia Tech	54 61	121	H Wake Forest	59 56
20	A DePaul	83 89				74	H Georgia Tech	54 49	122	H North Florida	78 55
25	A Florida St.	61 79				84	H Syracuse	77 62	145	H Jackson St.	83 68
25	H Florida St.	62 73				97	H Washington St.	74 68	155	H Binghamton	79 56
									156	N N.C. A&T	68 67
									186	H Miami (OH)	80 62
									224	A Clemson	63 48
									224	H Clemson	68 64
									245	H UNC Asheville	75 46
LAST 10 Division I											
224	A Clemson	63 48	25	A Florida St.	61 79						
52	A Virginia	64 69	224	H Clemson	68 64						
31	H Duke	55 74	113	A Notre Dame	53 76						
30	A Virginia Tech	45 69	104	A North Carolina	58 78						
74	H Georgia Tech	54 49	84	H Syracuse	77 62						

Non-Div I Games:

Miami (FL)

■ Loss,
 ■ Non-Conf,
 ■ S Site,
 ■ H Home
 ■ A Away
 N Neutral

Average RPI Win:	249	WON-LOST	WINNING	LAST 10	STRENGTH OF	OPP. STRENGTH	TEAM	ADJ.	CONF.	ADJ CONF.
Average RPI Loss:	87	RECORD	PCT. RANK	GAMES	SCHEDULE	OF SCHEDULE	RPI	RPI	RPI	RPI
DIV. I ONLY	10- 14	229	3-7	167	94	186	186	10	10	
DIV. I NON-CONF.	6- 5	151	0	256	148	140	140	10	10	
TOTALS	RPI 1-25	RPI 26-50	W-L RECORDS	RPI 51-100	RPI 101-150	RPI 150+				
10- 14	0- 3	0- 2	OVERALL	0- 3	0- 3	10- 3				
5- 4	0- 1	0- 1	HOME	0- 0	0- 2	5- 0				
4- 9	0- 2	0- 1	AWAY	0- 3	0- 0	4- 3				
1- 1	0- 0	0- 0	NEUTRAL	0- 0	0- 1	1- 0				
6- 5	0- 1	0- 1	NON-CONFERENCE	0- 2	0- 1	6- 0				
2- 0	0- 0	0- 0	HOME	0- 0	0- 0	2- 0				
3- 4	0- 1	0- 1	AWAY	0- 2	0- 0	3- 0				
1- 1	0- 0	0- 0	NEUTRAL	0- 0	0- 1	1- 0				
4- 9	0- 2	0- 1	CONFERENCE	0- 1	0- 2	4- 3				
3- 4	0- 1	0- 1	HOME	0- 0	0- 2	3- 0				
1- 5	0- 1	0- 0	AWAY	0- 1	0- 0	1- 3				
0- 0	0- 0	0- 0	NEUTRAL	0- 0	0- 0	0- 0				

RPI	S	Opponent	Score	RPI	S	Opponent	Score	RPI	S	Opponent	Score	RPI	S	Opponent	Score	Team's RPI: 186
18	A	Central Mich.	70 76	36	A	Bradley	68 79	61	A	Ball St.	63 80	102	H	Kent St.	75 78	
18	H	Central Mich.	87 99	45	H	Ohio	70 84	76	A	Cincinnati	68 98	106	N	Liberty	53 65	
20	A	DePaul	79 98					90	A	Miami (FL)	62 80	142	H	Buffalo	72 86	
												152	H	Western Mich.	70 67	
												158	H	Toledo	92 83	
												160	A	Akron	62 70	
												173	A	Eastern Mich.	53 80	
												176	A	Northern Ill.	84 86	
												176	H	Northern Ill.	66 64	
												237	A	South Alabama	76 73	
												257	A	Bowling Green	80 59	
												266	A	Eastern Ky.	75 57	
												284	N	Prairie View	65 52	
												290	A	Pittsburgh	80 71	
												325	H	Evansville	72 64	
												341	H	UIC	85 35	
LAST 10 Division I																
45	H	Ohio	70 84	257	A	Bowling Green	80 59									
176	A	Northern Ill.	84 86	61	A	Ball St.	63 80									
18	H	Central Mich.	87 99	160	A	Akron	62 70									
158	H	Toledo	92 83	102	H	Kent St.	75 78									
152	H	Western Mich.	70 67	173	A	Eastern Mich.	53 80									

Non-Div I Games: Tiffin 83 51

Miami (OH)

Loss, Non-Conf, S Site, H Home A Away N Neutral

Average RPI Win:	133	WON-LOST	WINNING	LAST 10	STRENGTH OF	OPP. STRENGTH	TEAM	ADJ.	CONF.	ADJ CONF.
Average RPI Loss:	35	RECORD	PCT. RANK	GAMES	SCHEDULE	OF SCHEDULE	RPI	RPI	RPI	RPI
DIV. I ONLY	17- 9	75	6-4	15	34	35	35	2	2	
DIV. I NON-CONF.	9- 2	37	0	99	143	51	51	2	2	
TOTALS	RPI 1-25	RPI 26-50	W-L RECORDS	RPI 51-100	RPI 101-150	RPI 150+				
17- 9	1- 6	3- 1	OVERALL	3- 1	2- 1	8- 0				
12- 3	1- 2	3- 0	HOME	2- 0	0- 1	6- 0				
4- 5	0- 3	0- 1	AWAY	1- 1	1- 0	2- 0				
1- 1	0- 1	0- 0	NEUTRAL	0- 0	1- 0	0- 0				
9- 2	0- 1	1- 0	NON-CONFERENCE	1- 0	1- 1	6- 0				
6- 1	0- 0	1- 0	HOME	1- 0	0- 1	4- 0				
2- 0	0- 0	0- 0	AWAY	0- 0	0- 0	2- 0				
1- 1	0- 1	0- 0	NEUTRAL	0- 0	1- 0	0- 0				
8- 7	1- 5	2- 1	CONFERENCE	2- 1	1- 0	2- 0				
6- 2	1- 2	2- 0	HOME	1- 0	0- 0	2- 0				
2- 5	0- 3	0- 1	AWAY	1- 1	1- 0	0- 0				
0- 0	0- 0	0- 0	NEUTRAL	0- 0	0- 0	0- 0				

RPI 1-25				RPI 26-50				Team's RPI: 35				RPI 51-100				RPI 101+			
RPI	S	Opponent	Score	RPI	S	Opponent	Score	RPI	S	Opponent	Score	RPI	S	Opponent	Score	RPI	S	Opponent	Score
3	A	Maryland	55 70	36	H	Bradley	77 57	72	A	Minnesota	77 52	102	N	Kent St.	88 53				
3	H	Maryland	49 77	37	H	Purdue	66 63	84	H	Syracuse	84 76	113	H	Notre Dame	72 76				
10	A	Northwestern	73 81	46	A	Rutgers	41 62	86	A	Nebraska	71 74	136	A	Wisconsin	68 56				
10	H	Northwestern	60 66	46	H	Rutgers	71 57	92	H	Michigan St.	89 69	152	H	Western Mich.	76 55				
12	H	Iowa	78 63									160	A	Akron	80 71				
22	A	Ohio St.	69 78									173	A	Eastern Mich.	57 38				
25	N	Florida St.	69 79									179	H	Illinois	80 59				
												209	H	Penn St.	82 48				
												238	H	Appalachian St.	62 35				
												243	H	Morgan St.	80 48				
												289	H	Oakland	79 64				
LAST 10 Division I																			
179	H	Illinois	80 59	12	H	Iowa	78 63												
46	A	Rutgers	41 62	10	A	Northwestern	73 81												
10	H	Northwestern	60 66	46	H	Rutgers	71 57												
72	A	Minnesota	77 52	86	A	Nebraska	71 74												
37	H	Purdue	66 63	136	A	Wisconsin	68 56												

Non-Div I Games:

Michigan

■ Loss,
■ Non-Conf, S Site,
■ Home
■ Away
N Neutral

Average RPI Win:	157	WON-LOST	WINNING	LAST 10	STRENGTH OF	OPP. STRENGTH	TEAM	ADJ.	CONF.	ADJ CONF.
Average RPI Loss:	44	RECORD	PCT. RANK	GAMES	SCHEDULE	OF SCHEDULE	RPI	RPI	RPI	RPI
DIV. I ONLY	13- 12	169	5-5	48	15	92	92	2	2	
DIV. I NON-CONF.	7- 4	100	0	269	65	166	166	2	2	
TOTALS	RPI 1-25	RPI 26-50	W-L RECORDS	RPI 51-100	RPI 101-150	RPI 150+				
13- 12	1- 6	2- 3	OVERALL	2- 2	3- 0	5- 1				
10- 2	1- 1	1- 1	HOME	2- 0	1- 0	5- 0				
2- 7	0- 5	1- 1	AWAY	0- 0	1- 0	0- 1				
1- 3	0- 0	0- 1	NEUTRAL	0- 2	1- 0	0- 0				
7- 4	0- 1	0- 1	NON-CONFERENCE	0- 2	2- 0	5- 0				
5- 0	0- 0	0- 0	HOME	0- 0	0- 0	5- 0				
1- 1	0- 1	0- 0	AWAY	0- 0	1- 0	0- 0				
1- 3	0- 0	0- 1	NEUTRAL	0- 2	1- 0	0- 0				
6- 8	1- 5	2- 2	CONFERENCE	2- 0	1- 0	0- 1				
5- 2	1- 1	1- 1	HOME	2- 0	1- 0	0- 0				
1- 6	0- 4	1- 1	AWAY	0- 0	0- 0	0- 1				
0- 0	0- 0	0- 0	NEUTRAL	0- 0	0- 0	0- 0				

RPI 1-25				
RPI	S	Opponent	Score	
3	A	Maryland	53	94
10	A	Northwestern	55	85
10	H	Northwestern	48	76
12	A	Iowa	57	74
19	A	Indiana	67	79
22	H	Ohio St.	68	65
25	A	Florida St.	68	78

RPI 26-50				
RPI	S	Opponent	Score	
28	N	LSU	56	58
35	A	Michigan	69	89
37	H	Purdue	66	76
46	A	Rutgers	66	55
46	H	Rutgers	57	53

RPI 51-100					Team's RPI: 92	
RPI	S	Opponent	Score			
56	N	West Virginia	57	63		
72	H	Minnesota	66	54		
84	N	Syracuse	63	77		
86	H	Nebraska	78	70		

RPI 101+						
RPI	S	Opponent	Score			
103	N	Kansas St.	65	60		
113	A	Notre Dame	72	69		
136	H	Wisconsin	69	52		
173	H	Eastern Mich.	85	50		
209	A	Penn St.	73	86		
272	H	Morehead St.	93	48		
289	H	Oakland	76	56		
333	H	Detroit Mercy	110	52		
347	H	Hartford	79	34		

LAST 10 Division I									
72	H	Minnesota	66	54	12	A	Iowa	57	74
46	H	Rutgers	57	53	10	H	Northwestern	48	76
10	A	Northwestern	55	85	46	A	Rutgers	66	55
3	A	Maryland	53	94	22	H	Ohio St.	68	65
37	H	Purdue	66	76	136	H	Wisconsin	69	52

Non-Div I Games:

Michigan St.

■ Loss, ■ Non-Conf, S Site, H Home A Away N Neutral

Average RPI Win: 189		WON-LOST	WINNING	LAST 10	STRENGTH OF	OPP. STRENGTH	TEAM	ADJ.	CONF.	ADJ CONF.
Average RPI Loss: 63		RECORD	PCT. RANK	GAMES	SCHEDULE	OF SCHEDULE	RPI	RPI	RPI	RPI
DIV. I ONLY		17- 8	66	7-3	69	100	51	51	13	13
DIV. I NON-CONF.		8- 4	90	0	41	26	49	49	15	15
TOTALS	RPI 1-25		RPI 26-50		W-L RECORDS	RPI 51-100	RPI 101-150		RPI 150+	
17- 8	1- 2		0- 3		OVERALL	1- 2	3- 0		12- 1	
10- 2	1- 1		0- 1		HOME	1- 0	1- 0		7- 0	
6- 4	0- 0		0- 1		AWAY	0- 2	1- 0		5- 1	
1- 2	0- 1		0- 1		NEUTRAL	0- 0	1- 0		0- 0	
8- 4	1- 2		0- 1		NON-CONFERENCE	0- 1	2- 0		5- 0	
5- 1	1- 1		0- 0		HOME	0- 0	1- 0		3- 0	
2- 1	0- 0		0- 0		AWAY	0- 1	0- 0		2- 0	
1- 2	0- 1		0- 1		NEUTRAL	0- 0	1- 0		0- 0	
9- 4	0- 0		0- 2		CONFERENCE	1- 1	1- 0		7- 1	
5- 1	0- 0		0- 1		HOME	1- 0	0- 0		4- 0	
4- 3	0- 0		0- 1		AWAY	0- 1	1- 0		3- 1	
0- 0	0- 0		0- 0		NEUTRAL	0- 0	0- 0		0- 0	

RPI 1-25					
RPI	S	Opponent	Score		
13	N	Gonzaga	50	62	
17	H	TCU	82	70	
23	H	Kentucky	52	67	
RPI 26-50					
RPI	S	Opponent	Score		
26	H	Old Dominion	56	67	
27	N	Arizona St.	60	61	
32	A	Western Ky.	63	71	
RPI 51-100 Team's RPI: 51					
RPI	S	Opponent	Score		
60	A	Belmont	57	68	
66	H	Charlotte	83	59	
82	A	Rice	60	77	
RPI 101+					
RPI	S	Opponent	Score		
105	N	Auburn	73	50	
110	H	VCU	86	63	
126	A	UAB	62	52	
157	A	Tulane	64	62	
193	H	Fla. Atlantic	81	66	
198	H	Tennessee Tech	64	58	
208	A	Southern Miss.	77	69	
211	H	Furman	78	62	
219	H	UTEP	76	60	
234	A	Marshall	75	55	
244	A	Louisiana Tech	60	78	
250	A	North Texas	80	60	
251	A	East Carolina	68	66	
273	H	Lipscomb	70	49	
297	H	FIU	72	56	
303	H	UTSA	69	48	
EAST 10 Division I					
126	A	UAB	62	52	
82	A	Rice	60	77	
250	A	North Texas	80	60	
303	H	UTSA	69	48	
219	H	UTEP	76	60	
208	A	Southern Miss.	77	69	
244	A	Louisiana Tech	60	78	
297	H	FIU	72	56	
193	H	Fla. Atlantic	81	66	
32	A	Western Ky.	63	71	

Non-Div I Games:

Middle Tenn.

Loss, Non-Conf, S Site, H Home A Away N Neutral

Average RPI Win:	251	WON-LOST	WINNING	LAST 10	STRENGTH OF	OPP. STRENGTH	TEAM	ADJ.	CONF.	ADJ CONF.
Average RPI Loss:	140	RECORD	PCT. RANK	GAMES	SCHEDULE	OF SCHEDULE	RPI	RPI	RPI	RPI
DIV. I ONLY	10- 14	229	6-4	223	202	239	239	22	22	
DIV. I NON-CONF.	2- 8	295	0	166	57	299	299	19	19	
TOTALS	RPI 1-25	RPI 26-50	W-L RECORDS	RPI 51-100	RPI 101-150	RPI 150+				
10- 14	0- 1	0- 2	OVERALL	0- 2	1- 3	9- 6				
7- 5	0- 0	0- 1	HOME	0- 1	1- 0	6- 3				
3- 9	0- 1	0- 1	AWAY	0- 1	0- 3	3- 3				
0- 0	0- 0	0- 0	NEUTRAL	0- 0	0- 0	0- 0				
2- 8	0- 1	0- 2	NON-CONFERENCE	0- 1	0- 2	2- 2				
2- 3	0- 0	0- 1	HOME	0- 0	0- 0	2- 2				
0- 5	0- 1	0- 1	AWAY	0- 1	0- 2	0- 0				
0- 0	0- 0	0- 0	NEUTRAL	0- 0	0- 0	0- 0				
8- 6	0- 0	0- 0	CONFERENCE	0- 1	1- 1	7- 4				
5- 2	0- 0	0- 0	HOME	0- 1	1- 0	4- 1				
3- 4	0- 0	0- 0	AWAY	0- 0	0- 1	3- 3				
0- 0	0- 0	0- 0	NEUTRAL	0- 0	0- 0	0- 0				

RPI 1-25				RPI 26-50				RPI 51-100				RPI 101+ Team's RPI: 239			
RPI	S	Opponent	Score	RPI	S	Opponent	Score	RPI	S	Opponent	Score	RPI	S	Opponent	Score
20	A	DePaul	65 94	33	H	Marquette	56 78	53	H	IUPUI	52 75	136	A	Wisconsin	40 71
				37	A	Purdue	55 68	72	A	Minnesota	61 77	138	A	Green Bay	48 61
												138	H	Green Bay	65 60
												146	A	Columbia	46 74
												164	A	Wright St.	77 67
												164	H	Wright St.	60 58
												176	H	Northern Ill.	78 65
												183	A	Northern Ky.	37 61
												183	H	Northern Ky.	49 61
												200	A	Cleveland St.	49 58
												210	H	North Dakota	58 66
												231	A	Youngstown St.	74 62
												257	H	Bowling Green	51 63
												289	A	Oakland	62 78
												289	H	Oakland	74 67
												333	A	Detroit Mercy	63 48
												333	H	Detroit Mercy	76 51
												339	H	Ark.-Pine Bluff	69 55
												341	H	UIC	71 55
LAST 10 Division I															
333	H	Detroit Mercy	76 51	231	A	Youngstown St.	74 62								
289	H	Oakland	74 67	200	A	Cleveland St.	49 58								
138	H	Green Bay	65 60	53	H	IUPUI	52 75								
164	A	Wright St.	77 67	341	H	UIC	71 55								
183	A	Northern Ky.	37 61	289	A	Oakland	62 78								

Non-Div I Games: Wis.-Parkside 84 77

Milwaukee

Loss, Non-Conf, S Site, H Home A Away N Neutral

Average RPI Win:	149	WON-LOST	WINNING	LAST 10	STRENGTH OF	OPP. STRENGTH	TEAM	ADJ.	CONF.	ADJ CONF.
Average RPI Loss:	56	RECORD	PCT. RANK	GAMES	SCHEDULE	OF SCHEDULE	RPI	RPI	RPI	RPI
DIV. I ONLY	15- 11	126	4-6	47	24	72	72	2	2	
DIV. I NON-CONF.	10- 1	20	0	85	149	26	26	2	2	
TOTALS	RPI 1-25	RPI 26-50	W-L RECORDS	RPI 51-100	RPI 101-150	RPI 150+				
15- 11	0- 6	3- 1	OVERALL	2- 2	3- 1	7- 1				
9- 6	0- 4	2- 1	HOME	2- 0	1- 1	4- 0				
6- 5	0- 2	1- 0	AWAY	0- 2	2- 0	3- 1				
0- 0	0- 0	0- 0	NEUTRAL	0- 0	0- 0	0- 0				
10- 1	0- 1	1- 0	NON-CONFERENCE	1- 0	2- 0	6- 0				
7- 1	0- 1	1- 0	HOME	1- 0	1- 0	4- 0				
3- 0	0- 0	0- 0	AWAY	0- 0	1- 0	2- 0				
0- 0	0- 0	0- 0	NEUTRAL	0- 0	0- 0	0- 0				
5- 10	0- 5	2- 1	CONFERENCE	1- 2	1- 1	1- 1				
2- 5	0- 3	1- 1	HOME	1- 0	0- 1	0- 0				
3- 5	0- 2	1- 0	AWAY	0- 2	1- 0	1- 1				
0- 0	0- 0	0- 0	NEUTRAL	0- 0	0- 0	0- 0				

RPI 1-25				RPI 26-50				RPI 51-100 Team's RPI: 72				RPI 101+			
RPI	S	Opponent	Score	RPI	S	Opponent	Score	RPI	S	Opponent	Score	RPI	S	Opponent	Score
5	H	Missouri St.	69 77	27	H	Arizona St.	80 66	86	A	Nebraska	58 72	113	A	Notre Dame	75 67
10	H	Northwestern	54 56	35	H	Michigan	52 77	86	H	Nebraska	67 61	135	H	Lehigh	77 49
12	H	Iowa	75 76	37	A	Purdue	72 59	89	H	Montana St.	71 60	136	A	Wisconsin	73 64
19	A	Indiana	52 65	46	H	Rutgers	73 71	92	A	Michigan St.	54 66	136	H	Wisconsin	62 72
22	A	Ohio St.	76 99									151	A	George Washington	83 50
22	H	Ohio St.	63 66									161	H	UC Davis	76 67
												179	A	Illinois	71 74
												199	A	American	70 53
												209	A	Penn St.	81 74
												239	H	Milwaukee	77 61
												291	H	Vermont	90 58
												315	H	Bryant	101 56
LAST 10 Division I															
				92	A	Michigan St.	54 66	86	H	Nebraska	67 61				
				22	A	Ohio St.	76 99	19	A	Indiana	52 65				
				35	H	Michigan	52 77	136	H	Wisconsin	62 72				
				136	A	Wisconsin	73 64	37	A	Purdue	72 59				
				46	H	Rutgers	73 71	12	H	Iowa	75 76				

Non-Div I Games:

Minnesota

■ Loss,
■ Non-Conf, S Site,
■ Home
■ Away
N Neutral

Average RPI Win:	121	WON-LOST	WINNING	LAST 10	STRENGTH OF	OPP. STRENGTH	TEAM	ADJ.	CONF.	ADJ CONF.
Average RPI Loss:	23	RECORD	PCT. RANK	GAMES	SCHEDULE	OF SCHEDULE	RPI	RPI	RPI	RPI
DIV. I ONLY	22- 4	20	8-2	17	33	11	11	4	4	
DIV. I NON-CONF.	12- 2	28	0	35	56	12	12	5	5	
TOTALS	RPI 1-25	RPI 26-50	W-L RECORDS	RPI 51-100	RPI 101-150	RPI 150+				
22- 4	1- 3	3- 0	OVERALL	6- 1	6- 0	6- 0				
11- 1	1- 0	2- 0	HOME	2- 1	2- 0	4- 0				
7- 2	0- 2	1- 0	AWAY	2- 0	3- 0	1- 0				
4- 1	0- 1	0- 0	NEUTRAL	2- 0	1- 0	1- 0				
12- 2	0- 1	2- 0	NON-CONFERENCE	3- 1	2- 0	5- 0				
5- 1	0- 0	1- 0	HOME	1- 1	0- 0	3- 0				
3- 0	0- 0	1- 0	AWAY	0- 0	1- 0	1- 0				
4- 1	0- 1	0- 0	NEUTRAL	2- 0	1- 0	1- 0				
10- 2	1- 2	1- 0	CONFERENCE	3- 0	4- 0	1- 0				
6- 0	1- 0	1- 0	HOME	1- 0	2- 0	1- 0				
4- 2	0- 2	0- 0	AWAY	2- 0	2- 0	0- 0				
0- 0	0- 0	0- 0	NEUTRAL	0- 0	0- 0	0- 0				

RPI	S	Opponent	Score	RPI	S	Opponent	Score	RPI	S	Opponent	Score	RPI	S	Opponent	Score
2	A	South Carolina	79 81	28	H	LSU	64 60	52	N	Virginia	72 59	101	A	Vanderbilt	68 52
9	N	Stanford	62 67	33	A	Marquette	74 68	54	A	Tennessee	72 55	105	H	Auburn	78 73
14	H	Texas A&M	69 57	48	H	Troy	122 82	56	H	West Virginia	65 71	133	H	Florida	93 47
23	A	Kentucky	62 73					62	H	UT Martin	82 46	138	N	Green Bay	83 58
								71	N	South Fla.	86 61	139	A	Missouri	79 64
								80	A	Georgia	73 66	145	A	Jackson St.	92 53
								80	H	Georgia	67 53	201	A	Louisiana	64 48
												208	H	Southern Miss.	91 58
												214	H	Little Rock	89 50
												235	N	San Francisco	73 38
												236	H	Murray St.	124 43
												281	H	Ole Miss	80 39
LAST 10 Division I															
23	A	Kentucky	62 73	281	H	Ole Miss	80 39	101	A	Vanderbilt	68 52	2	A	South Carolina	79 81
14	H	Texas A&M	69 57					28	H	LSU	64 60	139	A	Missouri	79 64
54	A	Tennessee	72 55												
80	H	Georgia	67 53												
105	H	Auburn	78 73												

Non-Div I Games:

Mississippi St.

■ Loss,
 ■ Non-Conf, S Site,
 ■ Home
 ■ Away
 N Neutral

Average RPI Win: 344		WON-LOST	WINNING	LAST 10	STRENGTH OF	OPP. STRENGTH	TEAM	ADJ.	CONF.	ADJ CONF.
Average RPI Loss: 255		RECORD	PCT. RANK	GAMES	SCHEDULE	OF SCHEDULE	RPI	RPI	RPI	RPI
DIV. I ONLY		2- 22	346	1-9	350	350	351	351	32	32
DIV. I NON-CONF.		1- 10	329	0	339	338	350	350	31	31
TOTALS	RPI 1-25		RPI 26-50		W-L RECORDS	RPI 51-100	RPI 101-150		RPI 150+	
2- 22	0- 0		0- 0		OVERALL	0- 0	0- 2		2- 20	
2- 8	0- 0		0- 0		HOME	0- 0	0- 1		2- 7	
0- 13	0- 0		0- 0		AWAY	0- 0	0- 1		0- 12	
0- 1	0- 0		0- 0		NEUTRAL	0- 0	0- 0		0- 1	
1- 10	0- 0		0- 0		NON-CONFERENCE	0- 0	0- 0		1- 10	
1- 2	0- 0		0- 0		HOME	0- 0	0- 0		1- 2	
0- 7	0- 0		0- 0		AWAY	0- 0	0- 0		0- 7	
0- 1	0- 0		0- 0		NEUTRAL	0- 0	0- 0		0- 1	
1- 12	0- 0		0- 0		CONFERENCE	0- 0	0- 2		1- 10	
1- 6	0- 0		0- 0		HOME	0- 0	0- 1		1- 5	
0- 6	0- 0		0- 0		AWAY	0- 0	0- 1		0- 5	
0- 0	0- 0		0- 0		NEUTRAL	0- 0	0- 0		0- 0	

[illegible]

Non-Div I Games:

Mississippi Val.

Loss, Non-Conf, S Site, H Home A Away N Neutral

Average RPI Win:	168	WON-LOST	WINNING	LAST 10	STRENGTH OF	OPP. STRENGTH	TEAM	ADJ.	CONF.	ADJ CONF.
Average RPI Loss:	74	RECORD	PCT. RANK	GAMES	SCHEDULE	OF SCHEDULE	RPI	RPI	RPI	RPI
DIV. I ONLY	6- 19	308	2-8	5	68	139	139	4	4	
DIV. I NON-CONF.	3- 10	282	0	42	123	229	229	5	5	
TOTALS	RPI 1-25	RPI 26-50	W-L RECORDS	RPI 51-100	RPI 101-150	RPI 150+				
6- 19	0- 6	1- 4	OVERALL	2- 3	0- 3	3- 3				
4- 9	0- 4	1- 1	HOME	1- 2	0- 1	2- 1				
2- 8	0- 2	0- 3	AWAY	1- 1	0- 1	1- 1				
0- 2	0- 0	0- 0	NEUTRAL	0- 0	0- 1	0- 1				
3- 10	0- 2	0- 1	NON-CONFERENCE	1- 2	0- 2	2- 3				
3- 4	0- 1	0- 0	HOME	1- 2	0- 0	2- 1				
0- 4	0- 1	0- 1	AWAY	0- 0	0- 1	0- 1				
0- 2	0- 0	0- 0	NEUTRAL	0- 0	0- 1	0- 1				
3- 9	0- 4	1- 3	CONFERENCE	1- 1	0- 1	1- 0				
1- 5	0- 3	1- 1	HOME	0- 0	0- 1	0- 0				
2- 4	0- 1	0- 2	AWAY	1- 1	0- 0	1- 0				
0- 0	0- 0	0- 0	NEUTRAL	0- 0	0- 0	0- 0				

RPI 1-25				RPI 26-50				RPI 51-100				RPI 101+ Team's RPI: 139			
RPI	S	Opponent	Score	RPI	S	Opponent	Score	RPI	S	Opponent	Score	RPI	S	Opponent	Score
2	H	South Carolina	45 78	28	A	LSU	58 66	54	A	Tennessee	66 77	104	N	North Carolina	69 82
5	A	Missouri St.	72 79	28	H	LSU	69 65	70	H	UNI	73 78	133	H	Florida	67 75
11	H	Mississippi St.	64 79	38	A	South Dakota	56 72	80	A	Georgia	73 65	138	A	Green Bay	64 72
14	A	Texas A&M	53 72	39	A	Arkansas	73 90	86	H	Nebraska	85 90	179	H	Illinois	51 58
16	H	Princeton	33 68	39	H	Arkansas	81 85	88	H	Saint Louis	83 58	195	H	Western Ill.	97 89
23	H	Kentucky	47 62									202	N	New Mexico	68 71
												217	A	UMKC	56 59
												281	A	Ole Miss	71 57
												334	H	SIUE	68 51
LAST 10 Division I															
133	H	Florida	67 75	14	A	Texas A&M	53 72								
28	A	LSU	58 66	281	A	Ole Miss	71 57								
80	A	Georgia	73 65	2	H	South Carolina	45 78								
39	H	Arkansas	81 85	39	A	Arkansas	73 90								
23	H	Kentucky	47 62	11	H	Mississippi St.	64 79								

Non-Div I Games:

Missouri

■ Loss,
 ■ Non-Conf,
 ■ S Site,
 ■ H Home
 ■ A Away
 N Neutral

Average RPI Win:	119	WON-LOST	WINNING	LAST 10	STRENGTH OF	OPP. STRENGTH	TEAM	ADJ.	CONF.	ADJ CONF.
Average RPI Loss:	36	RECORD	PCT. RANK	GAMES	SCHEDULE	OF SCHEDULE	RPI	RPI	RPI	RPI
DIV. I ONLY	20- 3	17	9-1	22	70	5	5	7	7	
DIV. I NON-CONF.	9- 2	37	0	23	14	6	6	7	7	
TOTALS	RPI 1-25	RPI 26-50	W-L RECORDS	RPI 51-100	RPI 101-150	RPI 150+				
20- 3	0- 2	4- 0	OVERALL	7- 1	3- 0	6- 0				
10- 0	0- 0	2- 0	HOME	4- 0	1- 0	3- 0				
10- 3	0- 2	2- 0	AWAY	3- 1	2- 0	3- 0				
0- 0	0- 0	0- 0	NEUTRAL	0- 0	0- 0	0- 0				
9- 2	0- 2	1- 0	NON-CONFERENCE	3- 0	2- 0	3- 0				
5- 0	0- 0	0- 0	HOME	1- 0	1- 0	3- 0				
4- 2	0- 2	1- 0	AWAY	2- 0	1- 0	0- 0				
0- 0	0- 0	0- 0	NEUTRAL	0- 0	0- 0	0- 0				
11- 1	0- 0	3- 0	CONFERENCE	4- 1	1- 0	3- 0				
5- 0	0- 0	2- 0	HOME	3- 0	0- 0	0- 0				
6- 1	0- 0	1- 0	AWAY	1- 1	1- 0	3- 0				
0- 0	0- 0	0- 0	NEUTRAL	0- 0	0- 0	0- 0				

RPI 1-25				Team's RPI: 5				RPI 26-50				RPI 51-100				RPI 101+			
RPI	S	Opponent	Score	RPI	S	Opponent	Score	RPI	S	Opponent	Score	RPI	S	Opponent	Score	RPI	S	Opponent	Score
13	A	Gonzaga	52 64	34	A	Drake	89 83	57	A	Oklahoma	96 90	107	A	Boise St.	72 69				
15	A	Oregon St.	69 80	34	H	Drake	69 67	70	A	UNI	66 55	130	A	Loyola Chicago	74 72				
				36	H	Bradley	90 56	70	H	UNI	80 66	139	H	Missouri	79 72				
				38	A	South Dakota	74 66	72	A	Minnesota	77 69	153	A	Valparaiso	81 68				
								81	A	Southern Ill.	68 70	159	H	Wichita St.	68 55				
								81	H	Southern Ill.	88 57	203	H	Santa Clara	71 64				
								91	H	Illinois St.	87 74	217	H	UMKC	83 58				
								96	H	A&M-Corpus Christi	79 51	277	A	Indiana St.	76 55				
												325	A	Evansville	81 55				
LAST 10 Division I																			
				81	H	Southern Ill.	88 57	325	A	Evansville	81 55								
				34	A	Drake	89 83	277	A	Indiana St.	76 55								
				70	A	UNI	66 55	81	A	Southern Ill.	68 70								
				91	H	Illinois St.	87 74	70	H	UNI	80 66								
				36	H	Bradley	90 56	34	H	Drake	69 67								

Non-Div I Games: William Jewell 111 39

Missouri St.

Average RPI Win:	277	WON-LOST	WINNING	LAST 10	STRENGTH OF	OPP. STRENGTH	TEAM	ADJ.	CONF.	ADJ CONF.
Average RPI Loss:	165	RECORD	PCT. RANK	GAMES	SCHEDULE	OF SCHEDULE	RPI	RPI	RPI	RPI
DIV. I ONLY	7- 17	289	3-7	198	266	279	279	24	24	
DIV. I NON-CONF.	3- 6	235	0	119	178	181	181	25	25	
TOTALS	RPI 1-25	RPI 26-50	W-L RECORDS	RPI 51-100	RPI 101-150	RPI 150+				
7- 17	0- 2	0- 0	OVERALL	0- 4	0- 2	7- 9				
3- 7	0- 0	0- 0	HOME	0- 1	0- 1	3- 5				
3- 10	0- 2	0- 0	AWAY	0- 3	0- 1	3- 4				
1- 0	0- 0	0- 0	NEUTRAL	0- 0	0- 0	1- 0				
3- 6	0- 2	0- 0	NON-CONFERENCE	0- 1	0- 2	3- 1				
1- 1	0- 0	0- 0	HOME	0- 0	0- 1	1- 0				
1- 5	0- 2	0- 0	AWAY	0- 1	0- 1	1- 1				
1- 0	0- 0	0- 0	NEUTRAL	0- 0	0- 0	1- 0				
4- 11	0- 0	0- 0	CONFERENCE	0- 3	0- 0	4- 8				
2- 6	0- 0	0- 0	HOME	0- 1	0- 0	2- 5				
2- 5	0- 0	0- 0	AWAY	0- 2	0- 0	2- 3				
0- 0	0- 0	0- 0	NEUTRAL	0- 0	0- 0	2- 0				

RPI 1-25				RPI 26-50				RPI 51-100				RPI 101+ Team's RPI: 279			
RPI	S	Opponent	Score	RPI	S	Opponent	Score	RPI	S	Opponent	Score	RPI	S	Opponent	Score
16	A	Princeton	40 52					63	A	Bucknell	37 71	109	A	San Diego	49 57
24	A	Arizona	34 86					64	A	Marist	66 76	140	H	Providence	52 68
								64	H	Marist	53 74	184	A	Quinnipiac	53 60
								98	A	Rider	25 48	184	H	Quinnipiac	45 52
												185	H	Lafayette	52 44
												223	H	Manhattan	62 60
												229	A	Iona	56 50
												229	H	Iona	33 36
												246	A	Fairfield	38 49
												246	H	Fairfield	39 40
												259	A	Loyola Maryland	48 64
												265	H	Niagara	70 73
												275	A	Siena	39 51
												318	A	Albany (NY)	53 41
												326	A	Saint Peter's	81 67
												326	H	Saint Peter's	59 57
												332	N	Purdue Fort Wayne	60 46
												340	H	Canisius	62 71
LAST 10 Division I															
246	H	Fairfield	39 40	64	H	Marist	53 74								
229	A	Iona	56 50	275	A	Siena	39 51								
326	H	Saint Peter's	59 57	265	H	Niagara	70 73								
184	H	Quinnipiac	45 52	184	A	Quinnipiac	53 60								
98	A	Rider	25 48	326	A	Saint Peter's	81 67								

Non-Div I Games:

Monmouth

Montana

Through Games Of Feb. 19, 2020

Average RPI Win:	252	WON-LOST	WINNING	LAST 10	STRENGTH OF	OPP. STRENGTH	TEAM	ADJ.	CONF.	ADJ CONF.
Average RPI Loss:	135	RECORD	PCT. RANK	GAMES	SCHEDULE	OF SCHEDULE	RPI	RPI	RPI	RPI
DIV. I ONLY	12- 10	150	5-5	200	248	174	174	18	18	
DIV. I NON-CONF.	3- 4	201	0	15	320	106	106	17	17	
TOTALS	RPI 1-25	RPI 26-50	W-L RECORDS	RPI 51-100	RPI 101-150	RPI 150+				
12- 10	0- 1	0- 1	OVERALL	0- 2	1- 1	11- 5				
6- 5	0- 1	0- 0	HOME	0- 2	1- 0	5- 2				
6- 4	0- 0	0- 1	AWAY	0- 0	0- 1	6- 2				
0- 1	0- 0	0- 0	NEUTRAL	0- 0	0- 0	0- 1				
3- 4	0- 1	0- 1	NON-CONFERENCE	0- 1	0- 0	3- 1				
1- 2	0- 1	0- 0	HOME	0- 1	0- 0	1- 0				
2- 1	0- 0	0- 1	AWAY	0- 0	0- 0	2- 0				
0- 1	0- 0	0- 0	NEUTRAL	0- 0	0- 0	0- 1				
9- 6	0- 0	0- 0	CONFERENCE	0- 1	1- 1	8- 4				
5- 3	0- 0	0- 0	HOME	0- 1	1- 0	4- 2				
4- 3	0- 0	0- 0	AWAY	0- 0	0- 1	4- 2				
0- 0	0- 0	0- 0	NEUTRAL	0- 0	0- 0	0- 0				

RPI 1-25				RPI 26-50				RPI 51-100				RPI 101+				Team's RPI: 174	
RPI	S	Opponent	Score	RPI	S	Opponent	Score	RPI	S	Opponent	Score	RPI	S	Opponent	Score		
24	H	Arizona	42 77	38	A	South Dakota	64 96	77	H	Fresno St.	63 76	120	A	Idaho	51 52		
								89	H	Montana St.	61 66	120	H	Idaho	69 60		
												169	A	Northern Ariz.	79 71		
												180	A	Idaho St.	59 72		
												180	H	Idaho St.	53 67		
												189	H	Southern Utah	81 74		
												203	N	Santa Clara	58 68		
												220	H	Northern Colo.	58 67		
												221	A	Portland St.	65 78		
												221	H	Portland St.	62 55		
												222	H	Grand Canyon	72 67		
												230	A	Cal St. Fullerton	71 69		
												298	A	Sacramento St.	64 60		
												306	A	Eastern Wash.	77 56		
												306	H	Eastern Wash.	92 54		
												321	A	Weber St.	78 46		
												321	H	Weber St.	85 57		
												324	A	Utah Valley	63 52		
LAST 10 Division I																	
				180	A	Idaho St.	59 72					221	H	Portland St.	62 55		
				321	A	Weber St.	78 46					321	H	Weber St.	85 57		
				120	H	Idaho	69 60					180	H	Idaho St.	53 67		
				306	A	Eastern Wash.	77 56					120	A	Idaho	51 52		
				89	H	Montana St.	61 66					221	A	Portland St.	65 78		

Non-Div I Games: Mont. St.-Northern 98 45 Mont. St. Billings 70 53

Montana

Loss, Non-Conf, S Site, H Home A Away N Neutral

Average RPI Win:	232	WON-LOST	WINNING	LAST 10	STRENGTH OF	OPP. STRENGTH	TEAM	ADJ.	CONF.	ADJ CONF.
Average RPI Loss:	78	RECORD	PCT. RANK	GAMES	SCHEDULE	OF SCHEDULE	RPI	RPI	RPI	RPI
DIV. I ONLY	15- 6	54	9-1	171	178	89	89	18	18	
DIV. I NON-CONF.	2- 5	259	0	10	106	122	122	17	17	
TOTALS	RPI 1-25	RPI 26-50	W-L RECORDS	RPI 51-100	RPI 101-150	RPI 150+				
15- 6	0- 2	0- 0	OVERALL	0- 2	1- 1	14- 1				
6- 2	0- 1	0- 0	HOME	0- 0	0- 1	6- 0				
9- 2	0- 0	0- 0	AWAY	0- 2	1- 0	8- 0				
0- 2	0- 1	0- 0	NEUTRAL	0- 0	0- 0	0- 1				
2- 5	0- 2	0- 0	NON-CONFERENCE	0- 2	0- 0	2- 1				
1- 1	0- 1	0- 0	HOME	0- 0	0- 0	1- 0				
1- 2	0- 0	0- 0	AWAY	0- 2	0- 0	1- 0				
0- 2	0- 1	0- 0	NEUTRAL	0- 0	0- 0	0- 1				
13- 1	0- 0	0- 0	CONFERENCE	0- 0	1- 1	12- 0				
5- 1	0- 0	0- 0	HOME	0- 0	0- 1	5- 0				
8- 0	0- 0	0- 0	AWAY	0- 0	1- 0	7- 0				
0- 0	0- 0	0- 0	NEUTRAL	0- 0	0- 0	0- 0				

RPI 1-25				RPI 26-50				RPI 51-100 Team's RPI: 89				RPI 101+			
RPI	S	Opponent	Score	RPI	S	Opponent	Score	RPI	S	Opponent	Score	RPI	S	Opponent	Score
13	H	Gonzaga	55 70					72	A	Minnesota	60 71	120	A	Idaho	62 56
14	N	Texas A&M	67 78					87	A	South Dakota St.	50 60	120	H	Idaho	68 69
												159	N	Wichita St.	64 66
												161	H	UC Davis	77 65
												169	A	Northern Ariz.	72 64
												174	A	Montana	66 61
												180	A	Idaho St.	74 55
												180	H	Idaho St.	67 59
												189	H	Southern Utah	91 65
												220	H	Northern Colo.	91 58
												221	A	Portland St.	73 62
												298	A	Sacramento St.	85 48
												306	A	Eastern Wash.	89 85
												306	H	Eastern Wash.	79 47
												308	A	Seattle U	73 65
												321	A	Weber St.	102 67
												321	H	Weber St.	81 52
LAST 10 Division I															
				321	A	Weber St.	102 67					180	H	Idaho St.	67 59
				180	A	Idaho St.	74 55					321	H	Weber St.	81 52
				306	H	Eastern Wash.	79 47					306	A	Eastern Wash.	89 85
				120	A	Idaho	62 56					221	A	Portland St.	73 62
				174	A	Montana	66 61					120	H	Idaho	68 69

Non-Div I Games: Carroll (MT) 67 33 Mont. St.-Northern 93 34

Montana St.

Average RPI Win:	285	WON-LOST	WINNING	LAST 10	STRENGTH OF	OPP. STRENGTH	TEAM	ADJ.	CONF.	ADJ CONF.
Average RPI Loss:	150	RECORD	PCT. RANK	GAMES	SCHEDULE	OF SCHEDULE	RPI	RPI	RPI	RPI
DIV. I ONLY	7- 17	289	3-7	155	272	272	272	20	20	
DIV. I NON-CONF.	2- 8	295	0	63	156	254	254	23	23	
TOTALS	RPI 1-25	RPI 26-50	W-L RECORDS	RPI 51-100	RPI 101-150	RPI 150+				
7- 17	0- 2	0- 1	OVERALL	0- 3	0- 1	7- 10				
4- 7	0- 0	0- 0	HOME	0- 1	0- 1	4- 5				
3- 10	0- 2	0- 1	AWAY	0- 2	0- 0	3- 5				
0- 0	0- 0	0- 0	NEUTRAL	0- 0	0- 0	0- 0				
2- 8	0- 2	0- 1	NON-CONFERENCE	0- 1	0- 0	2- 4				
2- 2	0- 0	0- 0	HOME	0- 0	0- 0	2- 2				
0- 6	0- 2	0- 1	AWAY	0- 1	0- 0	0- 2				
0- 0	0- 0	0- 0	NEUTRAL	0- 0	0- 0	0- 0				
5- 9	0- 0	0- 0	CONFERENCE	0- 2	0- 1	5- 6				
2- 5	0- 0	0- 0	HOME	0- 1	0- 1	2- 3				
3- 4	0- 0	0- 0	AWAY	0- 1	0- 0	3- 3				
0- 0	0- 0	0- 0	NEUTRAL	0- 0	0- 0	0- 0				

RPI 1-25				RPI 26-50				RPI 51-100				RPI 101+ Team's RPI: 272			
RPI	S	Opponent	Score	RPI	S	Opponent	Score	RPI	S	Opponent	Score	RPI	S	Opponent	Score
4	A	Baylor	47 94	50	A	Dayton	41 58	60	A	Belmont	62 71	123	H	Southeast Mo. St.	61 67
23	A	Kentucky	54 79					62	H	UT Martin	64 82	153	A	Valparaiso	53 55
								92	A	Michigan St.	48 93	156	H	N.C. A&T	56 74
												188	H	Radford	73 62
												198	A	Tennessee Tech	75 82
												198	H	Tennessee Tech	55 75
												212	H	Stetson	55 58
												226	A	Eastern Ill.	62 67
												226	H	Eastern Ill.	51 57
												236	A	Murray St.	75 83
												254	H	Saint Francis (PA)	65 54
												257	A	Bowling Green	65 79
												266	H	Eastern Ky.	47 68
												274	A	Jacksonville St.	69 55
												274	H	Jacksonville St.	67 48
												334	A	SIUE	63 55
												334	H	SIUE	75 69
												335	A	Tennessee St.	84 47
LAST 10 Division I															
236	A	Murray St.	75 83	123	H	Southeast Mo. St.	61 67								
266	H	Eastern Ky.	47 68	274	A	Jacksonville St.	69 55								
226	A	Eastern Ill.	62 67	198	A	Tennessee Tech	75 82								
334	A	SIUE	63 55	60	A	Belmont	62 71								
62	H	UT Martin	64 82	335	A	Tennessee St.	84 47								

Non-Div I Games: Asbury 107 55 Midway 107 55

Morehead St.

Loss, Non-Conf, S Site, H Home A Away N Neutral

Average RPI Win: 286	WON-LOST	WINNING	LAST 10	STRENGTH OF	OPP. STRENGTH	TEAM	ADJ.	CONF.	ADJ CONF.
Average RPI Loss: 194	RECORD	PCT. RANK	GAMES	SCHEDULE	OF SCHEDULE	RPI	RPI	RPI	RPI
DIV. I ONLY	11- 13	198	7-3	330	318	243	243	29	29
DIV. I NON-CONF.	2- 9	304	0	244	213	303	303	29	29
TOTALS	RPI 1-25	RPI 26-50	W-L RECORDS	RPI 51-100	RPI 101-150	RPI 150+			
11- 13	0- 0	0- 2	OVERALL	0- 2	0- 1	11- 8			
5- 1	0- 0	0- 0	HOME	0- 0	0- 0	5- 1			
6- 10	0- 0	0- 2	AWAY	0- 1	0- 1	6- 6			
0- 2	0- 0	0- 0	NEUTRAL	0- 1	0- 0	0- 1			
2- 9	0- 0	0- 2	NON-CONFERENCE	0- 2	0- 0	2- 5			
1- 0	0- 0	0- 0	HOME	0- 0	0- 0	1- 0			
1- 7	0- 0	0- 2	AWAY	0- 1	0- 0	1- 4			
0- 2	0- 0	0- 0	NEUTRAL	0- 1	0- 0	0- 1			
9- 4	0- 0	0- 0	CONFERENCE	0- 0	0- 1	9- 3			
4- 1	0- 0	0- 0	HOME	0- 0	0- 0	4- 1			
5- 3	0- 0	0- 0	AWAY	0- 0	0- 1	5- 2			
0- 0	0- 0	0- 0	NEUTRAL	0- 0	0- 0	0- 0			

RPI S	Opponent	Score	RPI S	Opponent	Score	RPI S	Opponent	Score	RPI S	Opponent	Score	Team's RPI: 243
33	A Marquette	48 70	58	N Stony Brook	56 63	111	A Bethune-Cookman	65 74				
35	A Michigan	48 80	86	A Nebraska	55 78	156	H N.C. A&T	42 38				
						160	N Akron	45 52				
						194	A Norfolk St.	57 64				
						234	A Marshall	57 52				
						247	A Howard	68 52				
						247	H Howard	74 67				
						260	H Texas St.	72 62				
						270	A Delaware St.	61 69				
						296	A UMBC	63 65				
						311	A Omaha	64 70				
						312	H N.C. Central	86 79				
						320	A Hofstra	39 51				
						323	A UMES	55 44				
						323	H UMES	61 71				
						326	A Saint Peter's	77 78				
						327	A Coppin St.	47 42				
						342	A Florida A&M	59 47				
						349	A South Carolina St.	60 47				
						349	H South Carolina St.	77 47				
LAST 10 Division I												
349	A South Carolina St.	60 47	323	A UMES	55 44							
194	A Norfolk St.	57 64	327	A Coppin St.	47 42							
312	H N.C. Central	86 79	156	H N.C. A&T	42 38							
323	H UMES	61 71	247	H Howard	74 67							
247	A Howard	68 52	111	A Bethune-Cookman	65 74							

Non-Div I Games: Washington Adventis84 52 Notre Dame (MD) 113 34

Morgan St.

■ Loss,
 ■ Non-Conf,
 ■ S Site,
 ■ Home
 ■ A Away
 N Neutral

Mt. St. Mary's

Through Games Of Feb. 19, 2020

Average RPI Win:	284	WON-LOST	WINNING	LAST 10	STRENGTH OF	OPP. STRENGTH	TEAM	ADJ.	CONF.	ADJ CONF.
Average RPI Loss:	149	RECORD	PCT. RANK	GAMES	SCHEDULE	OF SCHEDULE	RPI	RPI	RPI	RPI
DIV. I ONLY	15- 9	91	8-2	307	259	168	168	30	30	
DIV. I NON-CONF.	4- 7	225	0	115	102	177	177	30	30	
TOTALS	RPI 1-25	RPI 26-50	W-L RECORDS	RPI 51-100	RPI 101-150	RPI 150+				
15- 9	0- 2	0- 1	OVERALL	0- 0	1- 2	14- 4				
7- 2	0- 0	0- 0	HOME	0- 0	0- 1	7- 1				
7- 6	0- 2	0- 1	AWAY	0- 0	0- 0	7- 3				
1- 1	0- 0	0- 0	NEUTRAL	0- 0	1- 1	0- 0				
4- 7	0- 2	0- 1	NON-CONFERENCE	0- 0	1- 2	3- 2				
2- 1	0- 0	0- 0	HOME	0- 0	0- 1	2- 0				
1- 5	0- 2	0- 1	AWAY	0- 0	0- 0	1- 2				
1- 1	0- 0	0- 0	NEUTRAL	0- 0	1- 1	0- 0				
11- 2	0- 0	0- 0	CONFERENCE	0- 0	0- 0	11- 2				
5- 1	0- 0	0- 0	HOME	0- 0	0- 0	5- 1				
6- 1	0- 0	0- 0	AWAY	0- 0	0- 0	6- 1				
0- 0	0- 0	0- 0	NEUTRAL	0- 0	0- 0	0- 0				

RPI 1-25				RPI 26-50				RPI 51-100				RPI 101+ Team's RPI: 168			
RPI	S	Opponent	Score	RPI	S	Opponent	Score	RPI	S	Opponent	Score	RPI	S	Opponent	Score
19	A	Indiana	52 75	26	A	Old Dominion	34 85					119	N	Richmond	75 67
23	A	Kentucky	44 67									135	H	Lehigh	65 66
												141	N	Hampton	60 68
												170	A	Towson	57 73
												187	A	Merrimack	55 76
												188	A	Radford	75 58
												254	H	Saint Francis (PA)	68 44
												259	H	Loyola Maryland	81 75
												286	A	Wagner	67 52
												286	H	Wagner	78 63
												296	H	UMBC	71 61
												305	A	St. Francis Brooklyn	67 62
												305	H	St. Francis Brooklyn	69 60
												310	A	Sacred Heart	67 58
												315	A	Bryant	76 70
												315	H	Bryant	67 72
												319	A	Fairleigh Dickinson	69 61
												323	A	UMES	76 78
												337	A	LIU Brooklyn	77 57
												337	H	LIU Brooklyn	75 57
												348	H	Central Conn. St.	72 64
LAST 10 Division I															
286	A	Wagner	67 52	319	A	Fairleigh Dickinson	69 61								
254	H	Saint Francis (PA)	68 44	315	H	Bryant	67 72								
337	A	LIU Brooklyn	77 57	305	H	St. Francis Brooklyn	69 60								
305	A	St. Francis Brooklyn	67 62	348	H	Central Conn. St.	72 64								
310	A	Sacred Heart	67 58	187	A	Merrimack	55 76								

Non-Div I Games: Frostburg St. 94 40

Mt. St. Mary's

Loss, Non-Conf, S Site, H Home A Away N Neutral

Average RPI Win:	278	WON-LOST	WINNING	LAST 10	STRENGTH OF	OPP. STRENGTH	TEAM	ADJ.	CONF.	ADJ CONF.
Average RPI Loss:	124	RECORD	PCT. RANK	GAMES	SCHEDULE	OF SCHEDULE	RPI	RPI	RPI	RPI
DIV. I ONLY	10- 13	214	4-6	263	181	236	236	20	20	
DIV. I NON-CONF.	5- 4	140	0	319	77	190	190	23	23	
TOTALS	RPI 1-25	RPI 26-50	W-L RECORDS	RPI 51-100	RPI 101-150	RPI 150+				
10- 13	0- 2	0- 0	OVERALL	0- 5	1- 1	9- 5				
7- 3	0- 0	0- 0	HOME	0- 2	1- 0	6- 1				
3- 10	0- 2	0- 0	AWAY	0- 3	0- 1	3- 4				
0- 0	0- 0	0- 0	NEUTRAL	0- 0	0- 0	0- 0				
5- 4	0- 2	0- 0	NON-CONFERENCE	0- 1	0- 0	5- 1				
2- 1	0- 0	0- 0	HOME	0- 0	0- 0	2- 1				
3- 3	0- 2	0- 0	AWAY	0- 1	0- 0	3- 0				
0- 0	0- 0	0- 0	NEUTRAL	0- 0	0- 0	0- 0				
5- 9	0- 0	0- 0	CONFERENCE	0- 4	1- 1	4- 4				
5- 2	0- 0	0- 0	HOME	0- 2	1- 0	4- 0				
0- 7	0- 0	0- 0	AWAY	0- 2	0- 1	0- 4				
0- 0	0- 0	0- 0	NEUTRAL	0- 0	0- 0	0- 0				

RPI 1-25				RPI 26-50				RPI 51-100				RPI 101+ Team's RPI: 236			
RPI	S	Opponent	Score	RPI	S	Opponent	Score	RPI	S	Opponent	Score	RPI	S	Opponent	Score
6	A	Louisville	40 76					60	A	Belmont	53 70	123	A	Southeast Mo. St.	73 88
11	A	Mississippi St.	43 124					60	H	Belmont	56 86	123	H	Southeast Mo. St.	70 62
								62	A	UT Martin	56 98	167	H	Samford	56 84
								62	H	UT Martin	64 89	177	A	Austin Peay	61 69
								81	A	Southern Ill.	66 76	198	A	Tennessee Tech	72 77
												226	H	Eastern Ill.	92 87
												261	H	Arkansas St.	77 62
												272	H	Morehead St.	83 75
												273	A	Lipscomb	67 57
												274	A	Jacksonville St.	51 68
												277	H	Indiana St.	70 62
												325	A	Evansville	61 59
												334	H	SIUE	74 60
												335	A	Tennessee St.	81 96
												335	H	Tennessee St.	100 62
												351	A	Mississippi Val.	72 66
LAST 10 Division I															
272	H	Morehead St.	83 75	226	H	Eastern Ill.	92 87	335	H	Tennessee St.	100 62				
177	A	Austin Peay	61 69	60	H	Belmont	56 86	123	A	Southeast Mo. St.	73 88				
335	A	Tennessee St.	81 96	62	A	UT Martin	56 98								
60	A	Belmont	53 70												
334	H	SIUE	74 60												

Non-Div I Games: Cumberland (TN) 93 60 Christian Bros. 95 59

Murray St.

Loss, Non-Conf, S Site, H Home A Away N Neutral

Average RPI Win:	266	WON-LOST	WINNING	LAST 10	STRENGTH OF	OPP. STRENGTH	TEAM	ADJ.	CONF.	ADJ CONF.
Average RPI Loss:	141	RECORD	PCT. RANK	GAMES	SCHEDULE	OF SCHEDULE	RPI	RPI	RPI	RPI
DIV. I ONLY	14- 8	89	6-4	301	241	156	156	29	29	
DIV. I NON-CONF.	6- 4	123	0	181	68	93	93	29	29	
TOTALS	RPI 1-25	RPI 26-50	W-L RECORDS	RPI 51-100	RPI 101-150	RPI 150+				
14- 8	0- 1	0- 0	OVERALL	0- 2	2- 2	12- 3				
6- 2	0- 0	0- 0	HOME	0- 0	1- 1	5- 1				
7- 5	0- 1	0- 0	AWAY	0- 1	1- 1	6- 2				
1- 1	0- 0	0- 0	NEUTRAL	0- 1	0- 0	1- 0				
6- 4	0- 1	0- 0	NON-CONFERENCE	0- 2	2- 0	4- 1				
2- 0	0- 0	0- 0	HOME	0- 0	1- 0	1- 0				
3- 3	0- 1	0- 0	AWAY	0- 1	1- 0	2- 1				
1- 1	0- 0	0- 0	NEUTRAL	0- 1	0- 0	1- 0				
8- 4	0- 0	0- 0	CONFERENCE	0- 0	0- 2	8- 2				
4- 2	0- 0	0- 0	HOME	0- 0	0- 1	4- 1				
4- 2	0- 0	0- 0	AWAY	0- 0	0- 1	4- 1				
0- 0	0- 0	0- 0	NEUTRAL	0- 0	0- 0	0- 0				

RPI 1-25				RPI 26-50				RPI 51-100				RPI 101+ Team's RPI: 156			
RPI	S	Opponent	Score	RPI	S	Opponent	Score	RPI	S	Opponent	Score	RPI	S	Opponent	Score
21	A	NC State	44 80					80	A	Georgia	54 72	110	A	VCU	69 58
								90	N	Miami (FL)	67 68	111	A	Bethune-Cookman	50 70
												111	H	Bethune-Cookman	58 69
												148	H	UNC Greensboro	57 48
												160	A	Akron	52 64
												194	H	Norfolk St.	53 39
												224	A	Clemson	82 74
												243	A	Morgan St.	38 42
												261	N	Arkansas St.	55 50
												270	A	Delaware St.	69 45
												270	H	Delaware St.	58 53
												272	A	Morehead St.	74 56
												285	H	ETSU	80 69
												312	H	N.C. Central	80 86
												323	A	UMES	67 31
												327	A	Coppin St.	84 38
												342	A	Florida A&M	66 49
												342	H	Florida A&M	71 44
												349	H	South Carolina St.	66 55
LAST 10 Division I															
312	H	N.C. Central	80 86	270	H	Delaware St.	58 53								
342	A	Florida A&M	66 49	111	H	Bethune-Cookman	58 69								
111	A	Bethune-Cookman	50 70	243	A	Morgan St.	38 42								
349	H	South Carolina St.	66 55	327	A	Coppin St.	84 38								
194	H	Norfolk St.	53 39	270	A	Delaware St.	69 45								

Non-Div I Games: Saint Augustine's 75 44 Johnson & Wales (NC121 61

N.C. A&T

Loss, Non-Conf, S Site, H Home A Away N Neutral

N.C. Central

Through Games Of Feb. 19, 2020

Average RPI Win:	281	WON-LOST	WINNING	LAST 10	STRENGTH OF	OPP. STRENGTH	TEAM	ADJ.	CONF.	ADJ CONF.
Average RPI Loss:	208	RECORD	PCT. RANK	GAMES	SCHEDULE	OF SCHEDULE	RPI	RPI	RPI	RPI
DIV. I ONLY	7- 15	281	4-6	339	274	312	312	29	29	
DIV. I NON-CONF.	2- 9	304	0	260	195	316	316	29	29	
TOTALS	RPI 1-25	RPI 26-50	W-L RECORDS	RPI 51-100	RPI 101-150	RPI 150+				
7- 15	0- 1	0- 0	OVERALL	0- 0	1- 3	6- 11				
3- 5	0- 0	0- 0	HOME	0- 0	1- 0	2- 5				
4- 9	0- 1	0- 0	AWAY	0- 0	0- 3	4- 5				
0- 1	0- 0	0- 0	NEUTRAL	0- 0	0- 0	0- 1				
2- 9	0- 1	0- 0	NON-CONFERENCE	0- 0	1- 2	1- 6				
1- 3	0- 0	0- 0	HOME	0- 0	1- 0	0- 3				
1- 5	0- 1	0- 0	AWAY	0- 0	0- 2	1- 2				
0- 1	0- 0	0- 0	NEUTRAL	0- 0	0- 0	0- 1				
5- 6	0- 0	0- 0	CONFERENCE	0- 0	0- 1	5- 5				
2- 2	0- 0	0- 0	HOME	0- 0	0- 0	2- 2				
3- 4	0- 0	0- 0	AWAY	0- 0	0- 1	3- 3				
0- 0	0- 0	0- 0	NEUTRAL	0- 0	0- 0	0- 0				

RPI 1-25				RPI 26-50				RPI 51-100				RPI 101+ Team's RPI: 312			
RPI	S	Opponent	Score	RPI	S	Opponent	Score	RPI	S	Opponent	Score	RPI	S	Opponent	Score
12	A	Iowa	50 102									104	A	North Carolina	53 92
												111	A	Bethune-Cookman	52 73
												116	H	Campbell	67 64
												132	A	California	69 90
												156	A	N.C. A&T	86 80
												194	H	Norfolk St.	75 83
												207	H	High Point	58 78
												209	N	Penn St.	68 92
												227	A	CSU Bakersfield	71 80
												243	A	Morgan St.	79 86
												252	A	Col. of Charleston	78 85
												262	H	Winthrop	46 56
												270	A	Delaware St.	54 64
												270	H	Delaware St.	60 64
												297	H	FIU	58 59
												323	A	UMES	63 65
												327	A	Coppin St.	58 44
												337	A	LIU Brooklyn	61 59
												342	A	Florida A&M	71 70
												342	H	Florida A&M	66 57
												349	H	South Carolina St.	90 49
LAST 10 Division I															
156	A	N.C. A&T	86 80	270	H	Delaware St.	60 64								
243	A	Morgan St.	79 86	342	A	Florida A&M	71 70								
327	A	Coppin St.	58 44	111	A	Bethune-Cookman	52 73								
194	H	Norfolk St.	75 83	323	A	UMES	63 65								
349	H	South Carolina St.	90 49	270	A	Delaware St.	54 64								

Non-Div I Games: Washington Adventis83 48 Lincoln (PA) 53 68

N.C. Central

Loss, Non-Conf, S Site, H Home A Away N Neutral

Average RPI Win:	135	WON-LOST	WINNING	LAST 10	STRENGTH OF	OPP. STRENGTH	TEAM	ADJ.	CONF.	ADJ CONF.
Average RPI Loss:	61	RECORD	PCT. RANK	GAMES	SCHEDULE	OF SCHEDULE	RPI	RPI	RPI	RPI
DIV. I ONLY	22- 3	13	8-2	75	48	21	21	5	5	
DIV. I NON-CONF.	11- 0	1	0	180	60	17	17	4	4	
TOTALS	RPI 1-25	RPI 26-50	W-L RECORDS	RPI 51-100	RPI 101-150	RPI 150+				
22- 3	2- 1	4- 0	OVERALL	2- 1	3- 1	11- 0				
12- 2	2- 1	1- 0	HOME	1- 1	2- 0	6- 0				
8- 1	0- 0	2- 0	AWAY	1- 0	1- 1	4- 0				
2- 0	0- 0	1- 0	NEUTRAL	0- 0	0- 0	1- 0				
11- 0	1- 0	1- 0	NON-CONFERENCE	0- 0	0- 0	9- 0				
7- 0	1- 0	0- 0	HOME	0- 0	0- 0	6- 0				
2- 0	0- 0	0- 0	AWAY	0- 0	0- 0	2- 0				
2- 0	0- 0	1- 0	NEUTRAL	0- 0	0- 0	1- 0				
11- 3	1- 1	3- 0	CONFERENCE	2- 1	3- 1	2- 0				
5- 2	1- 1	1- 0	HOME	1- 1	2- 0	0- 0				
6- 1	0- 0	2- 0	AWAY	1- 0	1- 1	2- 0				
0- 0	0- 0	0- 0	NEUTRAL	0- 0	0- 0	0- 0				

RPI	S	Opponent	Score	RPI	S	Opponent	Score	RPI	S	Opponent	Score	RPI	S	Opponent	Score
3	H	Maryland	66 59	30	A	Virginia Tech	71 59	52	H	Virginia	80 60	104	A	North Carolina	60 66
6	H	Louisville	59 66	30	H	Virginia Tech	76 69	68	A	Boston College	72 54	104	H	North Carolina	76 68
25	H	Florida St.	68 51	31	A	Duke	63 60	74	H	Georgia Tech	61 65	113	A	Notre Dame	90 56
				42	N	Texas	84 73					121	H	Wake Forest	59 45
												154	A	Saint Mary's (CA)	87 70
												156	H	N.C. A&T	80 44
												162	H	Elon	62 49
												178	A	Hawaii	68 59
												196	H	Chattanooga	74 38
												204	H	Maine	62 34
												224	A	Clemson	79 60
												250	N	North Texas	76 65
												268	H	UNCW	80 40
												269	H	Lamar University	81 40
												290	A	Pittsburgh	88 44
LAST 10 Division I															
74	H	Georgia Tech	61 65	104	H	North Carolina	76 68								
6	H	Louisville	59 66	290	A	Pittsburgh	88 44								
30	A	Virginia Tech	71 59	121	H	Wake Forest	59 45								
31	A	Duke	63 60	25	H	Florida St.	68 51								
224	A	Clemson	79 60	113	A	Notre Dame	90 56								

Non-Div I Games:

NC State

■ Loss,
 ■ Non-Conf, S Site,
 ■ Home
 ■ Away
 N Neutral

NJIT				STRENGTH OF SCHEDULE	OPP. STRENGTH OF SCHEDULE	TEAM RPI	ADJ. RPI	CONF. RPI	ADJ CONF. RPI
Average RPI Win:	275	WON-LOST RECORD	WINNING PCT. RANK						
Average RPI Loss:	177		LAST 10 GAMES						
DIV. I ONLY	4- 21	323	1-9	266	218	331	331	16	16
DIV. I NON-CONF.	3- 10	282	0	291	328	323	323	14	14
<hr/>									
TOTALS	RPI 1-25	RPI 26-50	W-L RECORDS	RPI 51-100	RPI 101-150	RPI 150+			
4- 21	0- 0	0- 1	OVERALL	0- 3	1- 4	3- 13			
3- 8	0- 0	0- 0	HOME	0- 2	1- 1	2- 5			
1- 13	0- 0	0- 1	AWAY	0- 1	0- 3	1- 8			
0- 0	0- 0	0- 0	NEUTRAL	0- 0	0- 0	0- 0			
3- 10	0- 0	0- 0	NON-CONFERENCE	0- 3	0- 1	3- 6			
2- 3	0- 0	0- 0	HOME	0- 2	0- 0	2- 1			
1- 7	0- 0	0- 0	AWAY	0- 1	0- 1	1- 5			
0- 0	0- 0	0- 0	NEUTRAL	0- 0	0- 0	0- 0			
1- 11	0- 0	0- 1	CONFERENCE	0- 0	1- 3	0- 7			
1- 5	0- 0	0- 0	HOME	0- 0	1- 1	0- 4			
0- 6	0- 0	0- 1	AWAY	0- 0	0- 2	0- 3			
0- 0	0- 0	0- 0	NEUTRAL	0- 0	0- 0	0- 0			

RPI 1-25				RPI 26-50				RPI 51-100				RPI 101+ Team's RPI: 331			
RPI	S	Opponent	Score	RPI	S	Opponent	Score	RPI	S	Opponent	Score	RPI	S	Opponent	Score
				29	A	FGCU	39 82	59	H	Penn	51 85	106	A	Liberty	48 66
								78	A	Colorado	57 80	106	H	Liberty	53 67
								95	H	Colgate	52 79	122	A	North Florida	48 71
												122	H	North Florida	60 56
												146	A	Columbia	43 99
												155	A	Binghamton	40 75
												163	H	North Ala.	55 57
												165	A	Cornell	44 68
												172	A	Jacksonville	67 88
												172	H	Jacksonville	54 66
												212	A	Stetson	49 72
												213	H	Kennesaw St.	64 77
												273	A	Lipscomb	66 68
												273	H	Lipscomb	57 65
												286	A	Wagner	59 61
												288	A	Air Force	48 68
												291	A	Vermont	59 65
												305	H	St. Francis Brooklyn	88 69
												319	H	Fairleigh Dickinson	59 68
												326	H	Saint Peter's	76 73
												347	A	Hartford	61 52
<hr/>															
LAST 10 Division I															
				273	A	Lipscomb	66 68	212	A	Stetson	49 72				
				106	A	Liberty	48 66	29	A	FGCU	39 82				
				122	H	North Florida	60 56	273	H	Lipscomb	57 65				
				172	H	Jacksonville	54 66	213	H	Kennesaw St.	64 77				
				163	H	North Ala.	55 57	172	A	Jacksonville	67 88				

Non-Div I Games:

NJIT

■ Loss,
 ■ Non-Conf,
 ■ S Site,
 ■ H Home
 ■ A Away
 N Neutral

Average RPI Win: 224	WON-LOST	WINNING	LAST 10	STRENGTH OF	OPP. STRENGTH	TEAM	ADJ.	CONF.	ADJ CONF.
Average RPI Loss: 161	RECORD	PCT. RANK	GAMES	SCHEDULE	OF SCHEDULE	RPI	RPI	RPI	RPI
DIV. I ONLY	6- 18	306	2-8	180	190	301	301	15	15
DIV. I NON-CONF.	4- 6	212	0	321	232	280	280	16	16
TOTALS	RPI 1-25	RPI 26-50	W-L RECORDS	RPI 51-100	RPI 101-150	RPI 150+			
6- 18	0- 0	0- 0	OVERALL	0- 4	1- 6	5- 8			
5- 7	0- 0	0- 0	HOME	0- 2	1- 2	4- 3			
1- 11	0- 0	0- 0	AWAY	0- 2	0- 4	1- 5			
0- 0	0- 0	0- 0	NEUTRAL	0- 0	0- 0	0- 0			
4- 6	0- 0	0- 0	NON-CONFERENCE	0- 0	0- 1	4- 5			
3- 1	0- 0	0- 0	HOME	0- 0	0- 0	3- 1			
1- 5	0- 0	0- 0	AWAY	0- 0	0- 1	1- 4			
0- 0	0- 0	0- 0	NEUTRAL	0- 0	0- 0	0- 0			
2- 12	0- 0	0- 0	CONFERENCE	0- 4	1- 5	1- 3			
2- 6	0- 0	0- 0	HOME	0- 2	1- 2	1- 2			
0- 6	0- 0	0- 0	AWAY	0- 2	0- 3	0- 1			
0- 0	0- 0	0- 0	NEUTRAL	0- 0	0- 0	0- 0			

RPI S	Opponent	Score	RPI S	Opponent	Score	RPI S	Opponent	Score	RPI S	Opponent	Score	Team's RPI: 301
						63	A Bucknell	65 75	104	A North Carolina	40 80	
						63	H Bucknell	34 61	117	A Holy Cross	43 57	
						95	A Colgate	55 80	117	H Holy Cross	49 58	
						95	H Colgate	53 65	128	A Boston U.	56 71	
									128	H Boston U.	46 41	
									135	A Lehigh	40 70	
									135	H Lehigh	53 60	
									185	A Lafayette	52 79	
									192	H La Salle	61 46	
									199	H American	40 48	
									204	A Maine	41 46	
									213	H Kennesaw St.	82 62	
									216	A Saint Joseph's	40 49	
									224	A Clemson	65 52	
									240	H George Mason	58 67	
									246	A Fairfield	52 66	
									259	H Loyola Maryland	44 50	
									288	H Air Force	67 59	
									291	A Vermont	56 64	
									300	H Army West Point	57 45	
LAST 10 Division I												
			199	H American	40 48		117	A Holy Cross	43 57			
			128	A Boston U.	56 71		300	H Army West Point	57 45			
			63	A Bucknell	65 75		128	H Boston U.	46 41			
			95	H Colgate	53 65		185	A Lafayette	52 79			
			259	H Loyola Maryland	44 50		135	H Lehigh	53 60			

Non-Div I Games: Stevenson 70 36

Navy

■ Loss,
 ■ Non-Conf,
 ■ S Site,
 ■ H Home
 ■ A Away
 N Neutral

Nebraska

Through Games Of Feb. 19, 2020

Average RPI Win:	168	WON-LOST	WINNING	LAST 10	STRENGTH OF	OPP. STRENGTH	TEAM	ADJ.	CONF.	ADJ CONF.
Average RPI Loss:	34	RECORD	PCT. RANK	GAMES	SCHEDULE	OF SCHEDULE	RPI	RPI	RPI	RPI
DIV. I ONLY	16- 11	120	3-7	66	18	86	86	2	2	
DIV. I NON-CONF.	10- 1	20	0	273	172	89	89	2	2	
TOTALS	RPI 1-25	RPI 26-50	W-L RECORDS	RPI 51-100	RPI 101-150	RPI 150+				
16- 11	1- 6	2- 3	OVERALL	2- 2	3- 0	8- 0				
12- 4	1- 2	2- 2	HOME	1- 0	1- 0	7- 0				
2- 7	0- 4	0- 1	AWAY	0- 2	2- 0	0- 0				
2- 0	0- 0	0- 0	NEUTRAL	1- 0	0- 0	1- 0				
10- 1	0- 0	1- 1	NON-CONFERENCE	1- 0	1- 0	7- 0				
7- 1	0- 0	1- 1	HOME	0- 0	0- 0	6- 0				
1- 0	0- 0	0- 0	AWAY	0- 0	1- 0	0- 0				
2- 0	0- 0	0- 0	NEUTRAL	1- 0	0- 0	1- 0				
6- 10	1- 6	1- 2	CONFERENCE	1- 2	2- 0	1- 0				
5- 3	1- 2	1- 1	HOME	1- 0	1- 0	1- 0				
1- 7	0- 4	0- 1	AWAY	0- 2	1- 0	0- 0				
0- 0	0- 0	0- 0	NEUTRAL	0- 0	0- 0	0- 0				

RPI	S	Opponent	Score	RPI	S	Opponent	Score	RPI	S	Opponent	Score	RPI	S	Opponent	Score
3	A	Maryland	69 87	31	H	Duke	83 79	72	A	Minnesota	61 67	136	A	Wisconsin	72 71
10	A	Northwestern	56 60	35	H	Michigan	74 71	72	H	Minnesota	72 58	136	H	Wisconsin	65 50
12	A	Iowa	60 76	37	H	Purdue	68 76	75	N	Southern California	67 54	139	A	Missouri	90 85
12	H	Iowa	78 69	40	H	Creighton	74 79	92	A	Michigan St.	70 78	209	H	Penn St.	75 58
19	H	Indiana	53 57	46	A	Rutgers	65 69					215	H	Oral Roberts	77 67
22	A	Ohio St.	52 65									223	H	Manhattan	71 51
22	H	Ohio St.	74 80									243	H	Morgan St.	78 55
												255	H	Southern U.	73 39
												263	H	Alabama A&M	68 46
												310	N	Sacred Heart	72 49
												334	H	SIUE	63 49
LAST 10 Division I															
22	A	Ohio St.	52 65	22	H	Ohio St.	74 80								
10	A	Northwestern	56 60	72	A	Minnesota	61 67								
209	H	Penn St.	75 58	136	A	Wisconsin	72 71								
19	H	Indiana	53 57	37	H	Purdue	68 76								
12	A	Iowa	60 76	35	H	Michigan	74 71								

Non-Div I Games:

Nebraska

■ Loss,
■ Non-Conf, S Site,
■ Home
■ Away
N Neutral

Average RPI Win: 261	WON-LOST	WINNING	LAST 10	STRENGTH OF	OPP. STRENGTH	TEAM	ADJ.	CONF.	ADJ CONF.
Average RPI Loss: 169	RECORD	PCT. RANK	GAMES	SCHEDULE	OF SCHEDULE	RPI	RPI	RPI	RPI
DIV. I ONLY	13- 12	169	6-4	311	211	241	241	17	17
DIV. I NON-CONF.	6- 4	123	0	329	269	228	228	21	21
TOTALS	RPI 1-25	RPI 26-50	W-L RECORDS	RPI 51-100	RPI 101-150	RPI 150+			
13- 12	0- 0	0- 0	OVERALL	0- 2	0- 3	13- 7			
9- 4	0- 0	0- 0	HOME	0- 1	0- 1	9- 2			
3- 8	0- 0	0- 0	AWAY	0- 1	0- 2	3- 5			
1- 0	0- 0	0- 0	NEUTRAL	0- 0	0- 0	1- 0			
6- 4	0- 0	0- 0	NON-CONFERENCE	0- 2	0- 1	6- 1			
4- 1	0- 0	0- 0	HOME	0- 1	0- 0	4- 0			
1- 3	0- 0	0- 0	AWAY	0- 1	0- 1	1- 1			
1- 0	0- 0	0- 0	NEUTRAL	0- 0	0- 0	1- 0			
7- 8	0- 0	0- 0	CONFERENCE	0- 0	0- 2	7- 6			
5- 3	0- 0	0- 0	HOME	0- 0	0- 1	5- 2			
2- 5	0- 0	0- 0	AWAY	0- 0	0- 1	2- 4			
0- 0	0- 0	0- 0	NEUTRAL	0- 0	0- 0	0- 0			

RPI S	Opponent	Score	RPI S	Opponent	Score	RPI S	Opponent	Score	RPI S	Opponent	Score	Team's RPI: 241
						75	A Southern California	47 50	107	A Boise St.	40 54	
						85	H SFA	65 80	107	H Boise St.	72 83	
									112	A Utah	62 68	
									154	H Saint Mary's (CA)	78 72	
									166	A San Jose St.	80 76	
									166	H San Jose St.	70 72	
									197	A Wyoming	59 83	
									202	A New Mexico	67 87	
									202	H New Mexico	86 78	
									205	A UNLV	64 66	
									205	H UNLV	62 59	
									221	A Portland St.	75 80	
									242	H San Diego St.	70 69	
									258	A Colorado St.	70 75	
									258	H Colorado St.	74 63	
									287	H Utah St.	69 60	
									288	A Air Force	71 67	
									288	H Air Force	61 68	
									298	H Sacramento St.	83 72	
									313	H Cal Poly	71 40	
									314	N UTRGV	62 57	
									324	A Utah Valley	60 57	
									346	H Chicago St.	80 60	
LAST 10 Division I												
202	H	New Mexico	86	78	258	H	Colorado St.	74	63			
205	H	UNLV	62	59	202	A	New Mexico	67	87			
166	A	San Jose St.	80	76	205	A	UNLV	64	66			
288	A	Air Force	71	67	242	H	San Diego St.	70	69			
107	H	Boise St.	72	83	197	A	Wyoming	59	83			

Non-Div I Games: Stanislaus St. 80 62

Nevada

New Hampshire

Through Games Of Feb. 19, 2020

Average RPI Win:	320	WON-LOST	WINNING	LAST 10	STRENGTH OF	OPP. STRENGTH	TEAM	ADJ.	CONF.	ADJ CONF.
Average RPI Loss:	157	RECORD	PCT. RANK	GAMES	SCHEDULE	OF SCHEDULE	RPI	RPI	RPI	RPI
DIV. I ONLY	8- 16	265	5-5	211	311	264	264	26	26	
DIV. I NON-CONF.	2- 9	304	0	153	251	283	283	27	27	
TOTALS	RPI 1-25	RPI 26-50	W-L RECORDS	RPI 51-100	RPI 101-150	RPI 150+				
8- 16	0- 2	0- 0	OVERALL	0- 2	0- 3	8- 9				
3- 7	0- 0	0- 0	HOME	0- 1	0- 1	3- 5				
5- 9	0- 2	0- 0	AWAY	0- 1	0- 2	5- 4				
0- 0	0- 0	0- 0	NEUTRAL	0- 0	0- 0	0- 0				
2- 9	0- 2	0- 0	NON-CONFERENCE	0- 0	0- 3	2- 4				
1- 3	0- 0	0- 0	HOME	0- 0	0- 1	1- 2				
1- 6	0- 2	0- 0	AWAY	0- 0	0- 2	1- 2				
0- 0	0- 0	0- 0	NEUTRAL	0- 0	0- 0	0- 0				
6- 7	0- 0	0- 0	CONFERENCE	0- 2	0- 0	6- 5				
2- 4	0- 0	0- 0	HOME	0- 1	0- 0	2- 3				
4- 3	0- 0	0- 0	AWAY	0- 1	0- 0	4- 2				
0- 0	0- 0	0- 0	NEUTRAL	0- 0	0- 0	0- 0				

RPI 1-25				RPI 26-50				RPI 51-100				RPI 101+ Team's RPI: 264			
RPI	S	Opponent	Score	RPI	S	Opponent	Score	RPI	S	Opponent	Score	RPI	S	Opponent	Score
4	A	Baylor	29 97					58	A	Stony Brook	50 52	117	A	Holy Cross	61 82
16	A	Princeton	37 77					58	H	Stony Brook	44 53	128	H	Boston U.	64 78
												149	A	Massachusetts	65 67
												155	H	Binghamton	53 63
												171	A	Dartmouth	47 66
												187	A	Merrimack	54 64
												204	A	Maine	50 67
												218	H	Brown	68 76
												232	A	UMass Lowell	53 58
												232	H	UMass Lowell	53 66
												291	A	Vermont	59 51
												291	H	Vermont	42 44
												292	H	North Dakota St.	61 67
												296	A	UMBC	72 63
												296	H	UMBC	56 51
												315	A	Bryant	68 56
												318	A	Albany (NY)	48 47
												347	A	Hartford	64 55
												347	H	Hartford	72 71
												348	H	Central Conn. St.	70 59
LAST 10 Division I															
347	A	Hartford	64 55	291	A	Vermont	59 51								
296	H	UMBC	56 51	155	H	Binghamton	53 63								
291	H	Vermont	42 44	296	A	UMBC	72 63								
58	A	Stony Brook	50 52	318	A	Albany (NY)	48 47								
232	H	UMass Lowell	53 66	58	H	Stony Brook	44 53								

Non-Div I Games: Wheaton (MA) 89 44

New Hampshire

Loss, Non-Conf, S Site, H Home A Away N Neutral

Average RPI Win: 227		WON-LOST	WINNING	LAST 10	STRENGTH OF	OPP. STRENGTH	TEAM	ADJ.	CONF.	ADJ CONF.
Average RPI Loss: 154		RECORD	PCT. RANK	GAMES	SCHEDULE	OF SCHEDULE	RPI	RPI	RPI	RPI
DIV. I ONLY		13- 14	185	4-6	181	199	202	202	17	17
DIV. I NON-CONF.		8- 4	90	0	241	141	147	147	21	21
TOTALS	RPI 1-25		RPI 26-50		W-L RECORDS		RPI 51-100		RPI 101-150	RPI 150+
13- 14	0- 0		0- 1		OVERALL		0- 4		2- 1	11- 8
7- 7	0- 0		0- 0		HOME		0- 2		1- 0	6- 5
5- 6	0- 0		0- 1		AWAY		0- 1		0- 1	5- 3
1- 1	0- 0		0- 0		NEUTRAL		0- 1		1- 0	0- 0
8- 4	0- 0		0- 1		NON-CONFERENCE		0- 2		2- 0	6- 1
5- 2	0- 0		0- 0		HOME		0- 1		1- 0	4- 1
2- 1	0- 0		0- 1		AWAY		0- 0		0- 0	2- 0
1- 1	0- 0		0- 0		NEUTRAL		0- 1		1- 0	0- 0
5- 10	0- 0		0- 0		CONFERENCE		0- 2		0- 1	5- 7
2- 5	0- 0		0- 0		HOME		0- 1		0- 0	2- 4
3- 5	0- 0		0- 0		AWAY		0- 1		0- 1	3- 3
0- 0	0- 0		0- 0		NEUTRAL		0- 0		0- 0	0- 0

[illegible]

Non-Div I Games:	Northern N.M.	92	44
------------------	---------------	----	----

New Mexico

Loss, Non-Conf, S Site, H Home A Away N Neutral

Average RPI Win:	313	WON-LOST	WINNING	LAST 10	STRENGTH OF	OPP. STRENGTH	TEAM	ADJ.	CONF.	ADJ CONF.
Average RPI Loss:	215	RECORD	PCT. RANK	GAMES	SCHEDULE	OF SCHEDULE	RPI	RPI	RPI	RPI
DIV. I ONLY	8- 16	265	4-6	318	338	317	317	31	31	
DIV. I NON-CONF.	2- 10	313	0	238	298	321	321	32	32	
TOTALS	RPI 1-25	RPI 26-50	W-L RECORDS	RPI 51-100	RPI 101-150	RPI 150+				
8- 16	0- 0	0- 1	OVERALL	0- 0	0- 1	8- 14				
5- 7	0- 0	0- 1	HOME	0- 0	0- 0	5- 6				
3- 7	0- 0	0- 0	AWAY	0- 0	0- 1	3- 6				
0- 2	0- 0	0- 0	NEUTRAL	0- 0	0- 0	0- 2				
2- 10	0- 0	0- 1	NON-CONFERENCE	0- 0	0- 1	2- 8				
1- 5	0- 0	0- 1	HOME	0- 0	0- 0	1- 4				
1- 3	0- 0	0- 0	AWAY	0- 0	0- 1	1- 2				
0- 2	0- 0	0- 0	NEUTRAL	0- 0	0- 0	0- 2				
6- 6	0- 0	0- 0	CONFERENCE	0- 0	0- 0	6- 6				
4- 2	0- 0	0- 0	HOME	0- 0	0- 0	4- 2				
2- 4	0- 0	0- 0	AWAY	0- 0	0- 0	2- 4				
0- 0	0- 0	0- 0	NEUTRAL	0- 0	0- 0	0- 0				

RPI 1-25			RPI 26-50			RPI 51-100			RPI 101+ Team's RPI: 317		
RPI	S	Opponent	Score	RPI	S	Opponent	Score	RPI	S	Opponent	Score
				27	H	Arizona St.	47 70				
								124	A	Abilene Christian	54 67
								152	N	Western Mich.	76 79
								190	H	Pepperdine	69 72
								202	A	New Mexico	53 107
								202	H	New Mexico	67 86
								217	A	UMKC	52 56
								217	H	UMKC	50 55
								219	A	UTEP	45 65
								219	H	UTEP	57 63
								222	A	Grand Canyon	49 60
								227	A	CSU Bakersfield	59 60
								253	A	Denver	78 75
								283	H	UC Riverside	58 60
								294	H	California Baptist	57 56
								308	A	Seattle U	57 67
								308	H	Seattle U	83 65
								309	N	Georgia St.	51 59
								314	H	UTRGV	76 75
								321	H	Weber St.	77 47
								324	A	Utah Valley	65 58
								324	H	Utah Valley	54 58
								346	A	Chicago St.	73 60
								346	H	Chicago St.	80 56
LAST 10 Division I											
				324	A	Utah Valley	65 58				
				308	A	Seattle U	57 67				
				217	H	UMKC	50 55				
				346	H	Chicago St.	80 56				
				222	A	Grand Canyon	49 60				
				227	A	CSU Bakersfield	59 60				
				314	H	UTRGV	76 75				
				308	H	Seattle U	83 65				
				324	H	Utah Valley	54 58				
				217	A	UMKC	52 56				

Non-Div I Games: Western N.M. 75 56

New Mexico St.

■ Loss,
 ■ Non-Conf,
 ■ S Site,
 ■ Home
 ■ A Away
 N Neutral

NON-CONFERENCE				THROUGH GAMES OF FEB. 15, 1910						
Average RPI Win:	261	WON-LOST	WINNING	LAST 10	STRENGTH OF	OPP. STRENGTH	TEAM	ADJ.	CONF.	ADJ CONF.
Average RPI Loss:	125	RECORD	PCT. RANK	GAMES	SCHEDULE	OF SCHEDULE	RPI	RPI	RPI	RPI
DIV. I ONLY	12- 10	150	7-3	175	263	150	150	23	23	
DIV. I NON-CONF.	2- 5	259	0	91	132	191	191	24	24	

TOTALS	RPI 1-25		RPI 26-50	W-L RECORDS	RPI 51-100	RPI 101-150		RPI 150+		
12- 10	0- 0		0- 3	OVERALL	1- 2	0- 2		11- 3		
7- 3	0- 0		0- 0	HOME	1- 1	0- 1		6- 1		
5- 7	0- 0		0- 3	AWAY	0- 1	0- 1		5- 2		
0- 0	0- 0		0- 0	NEUTRAL	0- 0	0- 0		0- 0		
2- 5	0- 0		0- 3	NON-CONFERENCE	0- 0	0- 0		2- 2		
1- 1	0- 0		0- 0	HOME	0- 0	0- 0		1- 1		
1- 4	0- 0		0- 3	AWAY	0- 0	0- 0		1- 1		
0- 0	0- 0		0- 0	NEUTRAL	0- 0	0- 0		0- 0		
10- 5	0- 0		0- 0	CONFERENCE	1- 2	0- 2		9- 1		
6- 2	0- 0		0- 0	HOME	1- 1	0- 1		5- 0		
4- 3	0- 0		0- 0	AWAY	0- 1	0- 1		4- 1		
0- 0	0- 0		0- 0	NEUTRAL	0- 0	0- 0		0- 0		

RPI 1-25				RPI 26-50				RPI 51-100				RPI 101+				Team's RPI: 150	
RPI	S	Opponent	Score	RPI	S	Opponent	Score	RPI	S	Opponent	Score	RPI	S	Opponent	Score		
				28	A	LSU	49 83	85	A	SFA	47 59	124	A	Abilene Christian	62 76		
				39	A	Arkansas	52 82	85	H	SFA	53 50	144	H	Sam Houston St.	46 78		
				44	A	Iowa St.	53 71	96	H	A&M-Corpus Christi	53 83	201	H	Louisiana	60 65		
												210	H	North Dakota	79 73		
												225	A	Central Ark.	49 37		
												225	H	Central Ark.	85 73		
												233	A	Southeastern La.	57 73		
												260	A	Texas St.	49 51		
												269	A	Lamar University	62 57		
												278	H	Nicholls St.	77 65		
												280	A	Incarnate Word	67 55		
												280	H	Incarnate Word	61 57		
												281	A	Ole Miss	69 64		
												316	H	Houston Baptist	88 84		
												338	A	Northwestern St.	77 63		
												343	H	McNeese	78 59		
LAST 10 Division I																	
				280	H	Incarnate Word	61 57	338	A	Northwestern St.	77 63						
				225	H	Central Ark.	85 73	278	H	Nicholls St.	77 65						
				85	A	SFA	47 59	96	H	A&M-Corpus Christi	53 83						
				316	H	Houston Baptist	88 84	343	H	McNeese	78 59						
				233	A	Southeastern La.	57 73	280	A	Incarnate Word	67 55						

Non-Div I Games:	Pensacola Christian	91	31	Tougaloo	91	69
------------------	---------------------	----	----	----------	----	----

New Orleans

Loss, Non-Conf, S Site, H Home A Away N Neutral

Niagara

Through Games Of Feb. 19, 2020

Average RPI Win: 299	WON-LOST	WINNING	LAST 10	STRENGTH OF	OPP. STRENGTH	TEAM	ADJ.	CONF.	ADJ CONF.
Average RPI Loss: 164	RECORD	PCT. RANK	GAMES	SCHEDULE	OF SCHEDULE	RPI	RPI	RPI	RPI
DIV. I ONLY	8- 16	265	4-6	219	305	265	265	24	24
DIV. I NON-CONF.	2- 7	288	0	216	311	282	282	25	25
TOTALS	RPI 1-25	RPI 26-50	W-L RECORDS	RPI 51-100	RPI 101-150	RPI 150+			
8- 16	0- 0	0- 1	OVERALL	0- 5	0- 1	8- 9			
4- 5	0- 0	0- 0	HOME	0- 2	0- 1	4- 2			
4- 11	0- 0	0- 1	AWAY	0- 3	0- 0	4- 7			
0- 0	0- 0	0- 0	NEUTRAL	0- 0	0- 0	0- 0			
2- 7	0- 0	0- 1	NON-CONFERENCE	0- 1	0- 1	2- 4			
1- 1	0- 0	0- 0	HOME	0- 0	0- 1	1- 0			
1- 6	0- 0	0- 1	AWAY	0- 1	0- 0	1- 4			
0- 0	0- 0	0- 0	NEUTRAL	0- 0	0- 0	0- 0			
6- 9	0- 0	0- 0	CONFERENCE	0- 4	0- 0	6- 5			
3- 4	0- 0	0- 0	HOME	0- 2	0- 0	3- 2			
3- 5	0- 0	0- 0	AWAY	0- 2	0- 0	3- 3			
0- 0	0- 0	0- 0	NEUTRAL	0- 0	0- 0	0- 0			

RPI S	Opponent	Score	RPI S	Opponent	Score	RPI S	Opponent	Score	RPI S	Opponent	Score	Team's RPI: 265
46	A Rutgers	37 87	64	A Marist	57 82	142	H Buffalo	67 81	155	A Binghamton	55 74	
			64	H Marist	67 94	165	A Cornell	59 82	184	A Quinnipiac	61 71	
			95	A Colgate	72 85	223	A Manhattan	65 68	229	A Iona	63 57	
			98	A Rider	75 79	229	H Iona	58 70	246	H Fairfield	65 77	
			98	H Rider	55 71	247	A Howard	42 91	275	A Siena	54 59	
						275	H Siena	68 61	279	A Monmouth	73 70	
						289	H Oakland	77 63	295	A St. Bonaventure	67 71	
						326	A Saint Peter's	68 64	326	H Saint Peter's	97 89	
						327	A Coppin St.	82 67	340	H Canisius	81 62	
LAST 10 Division I												
184	A Quinnipiac	61 71	275	A Siena	54 59							
326	A Saint Peter's	68 64	340	H Canisius	81 62							
229	H Iona	58 70	98	H Rider	55 71							
246	H Fairfield	65 77	326	H Saint Peter's	97 89							
64	A Marist	57 82	279	A Monmouth	73 70							

Non-Div I Games:

Niagara

■ Loss,
 ■ Non-Conf,
 ■ S Site,
 ■ H Home
 ■ A Away
 N Neutral

Average RPI Win:	297	WON-LOST	WINNING	LAST 10	STRENGTH OF	OPP. STRENGTH	TEAM	ADJ.	CONF.	ADJ CONF.
Average RPI Loss:	143	RECORD	PCT. RANK	GAMES	SCHEDULE	OF SCHEDULE	RPI	RPI	RPI	RPI
DIV. I ONLY	7- 16	285	5-5	212	245	278	278	23	23	
DIV. I NON-CONF.	1- 6	318	0	57	47	245	245	24	24	
TOTALS	RPI 1-25	RPI 26-50	W-L RECORDS	RPI 51-100	RPI 101-150	RPI 150+				
7- 16	0- 2	0- 1	OVERALL	0- 3	0- 5	7- 5				
4- 5	0- 0	0- 0	HOME	0- 1	0- 2	4- 2				
3- 10	0- 2	0- 1	AWAY	0- 2	0- 2	3- 3				
0- 1	0- 0	0- 0	NEUTRAL	0- 0	0- 1	0- 0				
1- 6	0- 2	0- 1	NON-CONFERENCE	0- 1	0- 1	1- 1				
1- 0	0- 0	0- 0	HOME	0- 0	0- 0	1- 0				
0- 5	0- 2	0- 1	AWAY	0- 1	0- 0	0- 1				
0- 1	0- 0	0- 0	NEUTRAL	0- 0	0- 1	0- 0				
6- 10	0- 0	0- 0	CONFERENCE	0- 2	0- 4	6- 4				
3- 5	0- 0	0- 0	HOME	0- 1	0- 2	3- 2				
3- 5	0- 0	0- 0	AWAY	0- 1	0- 2	3- 2				
0- 0	0- 0	0- 0	NEUTRAL	0- 0	0- 0	0- 0				

RPI 1-25				RPI 26-50				RPI 51-100				RPI 101+ Team's RPI: 278			
RPI	S	Opponent	Score	RPI	S	Opponent	Score	RPI	S	Opponent	Score	RPI	S	Opponent	Score
17	A	TCU	47 72	28	A	LSU	32 63	82	A	Rice	47 71	122	N	North Florida	61 64
19	A	Indiana	47 111					85	H	SFA	61 78	124	H	Abilene Christian	84 95
								96	A	A&M-Corpus Christi	49 55	144	A	Sam Houston St.	71 87
												144	H	Sam Houston St.	77 80
												150	A	New Orleans	65 77
												172	A	Jacksonville	55 72
												225	H	Central Ark.	46 53
												233	A	Southeastern La.	67 65
												233	H	Southeastern La.	54 49
												269	A	Lamar University	62 60
												269	H	Lamar University	78 84
												280	A	Incarinate Word	51 53
												316	A	Houston Baptist	84 78
												338	A	Northwestern St.	54 58
												338	H	Northwestern St.	73 66
												343	H	McNeese	79 63
												350	H	La.-Monroe	74 59
LAST 10 Division I															
338	H	Northwestern St.	73 66	343	H	McNeese	79 63								
233	H	Southeastern La.	54 49	150	A	New Orleans	65 77								
269	A	Lamar University	62 60	316	A	Houston Baptist	84 78								
144	H	Sam Houston St.	77 80	225	H	Central Ark.	46 53								
85	H	SFA	61 78	338	A	Northwestern St.	54 58								

Non-Div I Games: Southern-N.O. 94 61 Paul Quinn 101 68

Nicholls St.

Loss, Non-Conf, S Site, H Home A Away N Neutral

Average RPI Win:	246	WON-LOST	WINNING	LAST 10	STRENGTH OF	OPP. STRENGTH	TEAM	ADJ.	CONF.	ADJ CONF.
Average RPI Loss:	161	RECORD	PCT. RANK	GAMES	SCHEDULE	OF SCHEDULE	RPI	RPI	RPI	RPI
DIV. I ONLY	14- 9	103	8-2	259	293	194	194	29	29	
DIV. I NON-CONF.	5- 7	205	0	101	205	172	172	29	29	
TOTALS	RPI 1-25	RPI 26-50	W-L RECORDS	RPI 51-100	RPI 101-150	RPI 150+				
14- 9	0- 0	0- 0	OVERALL	0- 1	3- 4	11- 4				
8- 4	0- 0	0- 0	HOME	0- 0	1- 2	7- 2				
5- 4	0- 0	0- 0	AWAY	0- 0	1- 2	4- 2				
1- 1	0- 0	0- 0	NEUTRAL	0- 1	1- 0	0- 0				
5- 7	0- 0	0- 0	NON-CONFERENCE	0- 1	2- 4	3- 2				
2- 3	0- 0	0- 0	HOME	0- 0	0- 2	2- 1				
2- 3	0- 0	0- 0	AWAY	0- 0	1- 2	1- 1				
1- 1	0- 0	0- 0	NEUTRAL	0- 1	1- 0	0- 0				
9- 2	0- 0	0- 0	CONFERENCE	0- 0	1- 0	8- 2				
6- 1	0- 0	0- 0	HOME	0- 0	1- 0	5- 1				
3- 1	0- 0	0- 0	AWAY	0- 0	0- 0	3- 1				
0- 0	0- 0	0- 0	NEUTRAL	0- 0	0- 0	0- 0				

RPI 1-25			RPI 26-50			RPI 51-100			RPI 101+			Team's RPI: 194
RPI	S	Opponent	Score	RPI	S	Opponent	Score	RPI	S	Opponent	Score	
						56 N West Virginia	55 72	106 H Liberty			48 67	
								111 H Bethune-Cookman			61 51	
								119 A Richmond			69 77	
								122 N North Florida			57 54	
								127 A William & Mary			56 65	
								129 H Robert Morris			62 69	
								141 A Hampton			77 56	
								156 A N.C. A&T			39 53	
								172 A Jacksonville			71 64	
								192 H La Salle			52 55	
								207 H High Point			72 58	
								234 A Marshall			69 75	
								243 H Morgan St.			64 57	
								247 A Howard			83 80	
								270 H Delaware St.			65 57	
								271 H Longwood			49 46	
								312 A N.C. Central			83 75	
								323 H UMES			68 45	
								327 A Coppin St.			85 48	
								327 H Coppin St.			55 57	
								342 H Florida A&M			59 51	
								349 H South Carolina St.			76 42	
LAST 10 Division I												
						327 H Coppin St.	55 57	342 H Florida A&M			59 51	
						243 H Morgan St.	64 57	349 H South Carolina St.			76 42	
						270 H Delaware St.	65 57	323 H UMES			68 45	
						312 A N.C. Central	83 75	247 A Howard			83 80	
						156 A N.C. A&T	39 53	327 A Coppin St.			85 48	

Non-Div I Games: Virginia-Lynchburg 123 48

Norfolk St.

■ Loss,
 ■ Non-Conf,
 ■ S Site,
 ■ H Home
 ■ A Away
 N Neutral

Average RPI Win:	257	WON-LOST	WINNING	LAST 10	STRENGTH OF	OPP. STRENGTH	TEAM	ADJ.	CONF.	ADJ CONF.
Average RPI Loss:	121	RECORD	PCT. RANK	GAMES	SCHEDULE	OF SCHEDULE	RPI	RPI	RPI	RPI
DIV. I ONLY	15- 8	81	5-5	332	192	163	163	16	16	
DIV. I NON-CONF.	7- 3	80	0	347	331	220	220	14	14	
TOTALS	RPI 1-25	RPI 26-50	W-L RECORDS	RPI 51-100	RPI 101-150	RPI 150+				
15- 8	0- 1	0- 2	OVERALL	0- 0	3- 1	12- 4				
6- 2	0- 0	0- 1	HOME	0- 0	2- 0	4- 1				
5- 6	0- 1	0- 1	AWAY	0- 0	1- 1	4- 3				
4- 0	0- 0	0- 0	NEUTRAL	0- 0	0- 0	4- 0				
7- 3	0- 1	0- 1	NON-CONFERENCE	0- 0	0- 0	7- 1				
1- 1	0- 0	0- 0	HOME	0- 0	0- 0	1- 1				
2- 2	0- 1	0- 1	AWAY	0- 0	0- 0	2- 0				
4- 0	0- 0	0- 0	NEUTRAL	0- 0	0- 0	4- 0				
8- 5	0- 0	0- 1	CONFERENCE	0- 0	3- 1	5- 3				
5- 1	0- 0	0- 1	HOME	0- 0	2- 0	3- 0				
3- 4	0- 0	0- 0	AWAY	0- 0	1- 1	2- 3				
0- 0	0- 0	0- 0	NEUTRAL	0- 0	0- 0	0- 0				

RPI 1-25				RPI 26-50				RPI 51-100				RPI 101+ Team's RPI: 163			
RPI	S	Opponent	Score	RPI	S	Opponent	Score	RPI	S	Opponent	Score	RPI	S	Opponent	Score
12	A	Iowa	81 86	29	H	FGCU	63 74					106	A	Liberty	76 71
				44	A	Iowa St.	72 80					106	H	Liberty	86 75
												122	A	North Florida	65 67
												122	H	North Florida	54 51
												167	H	Samford	63 79
												172	A	Jacksonville	56 67
												172	H	Jacksonville	76 65
												212	A	Stetson	60 69
												212	H	Stetson	68 57
												213	A	Kennesaw St.	56 59
												263	N	Alabama A&M	80 65
												273	A	Lipscomb	84 72
												273	H	Lipscomb	91 58
												304	N	UC Irvine	88 60
												328	A	Alabama St.	81 60
												331	A	NJIT	57 55
												334	N	SIUE	85 67
												335	A	Tennessee St.	88 63
												349	N	South Carolina St.	99 46
												351	H	Mississippi Val.	86 60
LAST 10 Division I															
212	A	Stetson	60 69	172	A	Jacksonville	56 67								
122	A	North Florida	65 67	213	A	Kennesaw St.	56 59								
273	H	Lipscomb	91 58	212	H	Stetson	68 57								
106	H	Liberty	86 75	29	H	FGCU	63 74								
331	A	NJIT	57 55	106	A	Liberty	76 71								

Non-Div I Games: Virginia-Lynchburg 128 26 Oakwood 120 38

North Ala.

Loss, Non-Conf, S Site, H Home A Away N Neutral

North Carolina

Through Games Of Feb. 19, 2020

Average RPI Win:	182	WON-LOST	WINNING	LAST 10	STRENGTH OF	OPP. STRENGTH	TEAM	ADJ.	CONF.	ADJ CONF.
Average RPI Loss:	43	RECORD	PCT. RANK	GAMES	SCHEDULE	OF SCHEDULE	RPI	RPI	RPI	RPI
DIV. I ONLY	16- 10	99	4-6	127	25	104	104	5	5	
DIV. I NON-CONF.	9- 2	37	0	336	79	149	149	4	4	
TOTALS	RPI 1-25	RPI 26-50	W-L RECORDS	RPI 51-100	RPI 101-150	RPI 150+				
16- 10	1- 3	0- 3	OVERALL	5- 4	1- 0	9- 0				
11- 4	1- 1	0- 1	HOME	2- 2	0- 0	8- 0				
2- 6	0- 2	0- 2	AWAY	2- 2	0- 0	0- 0				
3- 0	0- 0	0- 0	NEUTRAL	1- 0	1- 0	1- 0				
9- 2	0- 0	0- 0	NON-CONFERENCE	1- 2	1- 0	7- 0				
6- 1	0- 0	0- 0	HOME	0- 1	0- 0	6- 0				
0- 1	0- 0	0- 0	AWAY	0- 1	0- 0	0- 0				
3- 0	0- 0	0- 0	NEUTRAL	1- 0	1- 0	1- 0				
7- 8	1- 3	0- 3	CONFERENCE	4- 2	0- 0	2- 0				
5- 3	1- 1	0- 1	HOME	2- 1	0- 0	2- 0				
2- 5	0- 2	0- 2	AWAY	2- 1	0- 0	0- 0				
0- 0	0- 0	0- 0	NEUTRAL	0- 0	0- 0	0- 0				

RPI S	Opponent	Score	RPI S	Opponent	Score	RPI S	Opponent	Score	RPI S	Opponent	Score	Team's RPI: 104
6	H Louisville	67 74	30	A Virginia Tech	70 76	52	A Virginia	65 47	139	N Missouri	82 69	
21	A NC State	68 76	30	H Virginia Tech	63 72	52	H Virginia	78 68	162	H Elon	76 46	
21	H NC State	66 60	31	A Duke	61 71	55	H Yale	63 66	179	H Illinois	85 60	
25	A Florida St.	64 78				68	A Boston College	75 93	224	H Clemson	86 72	
						73	N Temple	71 58	268	N UNCW	85 45	
						74	A Georgia Tech	67 60	290	H Pittsburgh	70 62	
						79	A Alabama	77 83	301	H Navy	80 40	
						84	H Syracuse	56 74	312	H N.C. Central	92 53	
						90	H Miami (FL)	78 58	336	H Western Caro.	92 55	
									344	H Charleston So.	85 54	
LAST 10 Division I												
68	A Boston College	75 93	52	H Virginia	78 68							
84	H Syracuse	56 74	21	A NC State	68 76							
30	H Virginia Tech	63 72	74	A Georgia Tech	67 60							
31	A Duke	61 71	6	H Louisville	67 74							
224	H Clemson	86 72	90	H Miami (FL)	78 58							

Non-Div I Games:

North Carolina

Loss, Non-Conf, S Site, H Home A Away N Neutral

North Dakota

Through Games Of Feb. 19, 2020

Average RPI Win:	267	WON-LOST	WINNING	LAST 10	STRENGTH OF	OPP. STRENGTH	TEAM	ADJ.	CONF.	ADJ CONF.
Average RPI Loss:	163	RECORD	PCT. RANK	GAMES	SCHEDULE	OF SCHEDULE	RPI	RPI	RPI	RPI
DIV. I ONLY	12- 11	163	3-7	292	247	210	210	19	19	
DIV. I NON-CONF.	7- 4	100	0	235	307	118	118	18	18	
TOTALS	RPI 1-25	RPI 26-50	W-L RECORDS	RPI 51-100	RPI 101-150	RPI 150+				
12- 11	0- 1	0- 1	OVERALL	0- 2	0- 1	12- 6				
5- 4	0- 0	0- 1	HOME	0- 1	0- 0	5- 2				
7- 7	0- 1	0- 0	AWAY	0- 1	0- 1	7- 4				
0- 0	0- 0	0- 0	NEUTRAL	0- 0	0- 0	0- 0				
7- 4	0- 1	0- 0	NON-CONFERENCE	0- 1	0- 1	7- 1				
2- 1	0- 0	0- 0	HOME	0- 1	0- 0	2- 0				
5- 3	0- 1	0- 0	AWAY	0- 0	0- 1	5- 1				
0- 0	0- 0	0- 0	NEUTRAL	0- 0	0- 0	0- 0				
5- 7	0- 0	0- 1	CONFERENCE	0- 1	0- 0	5- 5				
3- 3	0- 0	0- 1	HOME	0- 0	0- 0	3- 2				
2- 4	0- 0	0- 0	AWAY	0- 1	0- 0	2- 3				
0- 0	0- 0	0- 0	NEUTRAL	0- 0	0- 0	0- 0				

RPI	S	Opponent	Score	RPI	S	Opponent	Score	RPI	S	Opponent	Score	RPI	S	Opponent	Score	Team's RPI: 210
24	A	Arizona	42 74	38	H	South Dakota	46 93	87	A	South Dakota St.	64 99	150	A	New Orleans	73 79	
								91	H	Illinois St.	58 66	153	H	Valparaiso	65 63	
												175	H	Rhode Island	67 61	
												195	A	Western Ill.	74 91	
												195	H	Western Ill.	77 71	
												215	A	Oral Roberts	52 75	
												215	H	Oral Roberts	72 86	
												222	A	Grand Canyon	78 76	
												228	A	SMU	51 66	
												239	A	Milwaukee	66 58	
												253	A	Denver	90 82	
												253	H	Denver	81 91	
												292	A	North Dakota St.	82 92	
												302	A	Ga. Southern	69 56	
												311	H	Omaha	63 57	
												332	A	Purdue Fort Wayne	63 49	
												332	H	Purdue Fort Wayne	91 85	
												344	A	Charleston So.	73 57	
												349	A	South Carolina St.	95 53	
LAST 10 Division I																
195	A	Western Ill.	74 91	253	H	Denver	81 91									
38	H	South Dakota	46 93	292	A	North Dakota St.	82 92									
215	H	Oral Roberts	72 86	87	A	South Dakota St.	64 99									
332	A	Purdue Fort Wayne	63 49	215	A	Oral Roberts	52 75									
195	H	Western Ill.	77 71	311	H	Omaha	63 57									

Non-Div I Games: Northland 118 35 Mayville St. 83 52

North Dakota

Loss, Non-Conf, S Site, H Home A Away N Neutral

Average RPI Win:	284	WON-LOST	WINNING	LAST 10	STRENGTH OF	OPP. STRENGTH	TEAM	ADJ.	CONF.	ADJ CONF.
Average RPI Loss:	136	RECORD	PCT. RANK	GAMES	SCHEDULE	OF SCHEDULE	RPI	RPI	RPI	RPI
DIV. I ONLY	6- 16	297	5-5	237	139	292	292	19	19	
DIV. I NON-CONF.	1- 9	326	0	144	34	287	287	18	18	
TOTALS	RPI 1-25	RPI 26-50	W-L RECORDS	RPI 51-100	RPI 101-150	RPI 150+				
6- 16	0- 0	0- 4	OVERALL	0- 2	0- 2	6- 8				
3- 8	0- 0	0- 2	HOME	0- 0	0- 1	3- 5				
3- 8	0- 0	0- 2	AWAY	0- 2	0- 1	3- 3				
0- 0	0- 0	0- 0	NEUTRAL	0- 0	0- 0	0- 0				
1- 9	0- 0	0- 3	NON-CONFERENCE	0- 1	0- 2	1- 3				
0- 5	0- 0	0- 1	HOME	0- 0	0- 1	0- 3				
1- 4	0- 0	0- 2	AWAY	0- 1	0- 1	1- 0				
0- 0	0- 0	0- 0	NEUTRAL	0- 0	0- 0	0- 0				
5- 7	0- 0	0- 1	CONFERENCE	0- 1	0- 0	5- 5				
3- 3	0- 0	0- 1	HOME	0- 0	0- 0	3- 2				
2- 4	0- 0	0- 0	AWAY	0- 1	0- 0	2- 3				
0- 0	0- 0	0- 0	NEUTRAL	0- 0	0- 0	0- 0				

RPI 1-25				RPI 26-50				RPI 51-100				RPI 101+				Team's RPI: 292	
RPI	S	Opponent	Score	RPI	S	Opponent	Score	RPI	S	Opponent	Score	RPI	S	Opponent	Score		
				36	A	Bradley	64 70	70	A	UNI	63 95	125	A	Northeastern	61 72		
				38	H	South Dakota	36 80	87	A	South Dakota St.	52 60	136	H	Wisconsin	63 64		
				40	A	Creighton	59 70					153	H	Valparaiso	54 66		
				44	H	Iowa St.	58 86					176	H	Northern Ill.	68 74		
												195	A	Western Ill.	79 86		
												195	H	Western Ill.	78 79		
												197	H	Wyoming	57 66		
												210	H	North Dakota	92 82		
												215	A	Oral Roberts	62 70		
												215	H	Oral Roberts	76 80		
												253	A	Denver	82 91		
												253	H	Denver	85 80		
												264	A	New Hampshire	67 61		
												311	A	Omaha	74 65		
												332	A	Purdue Fort Wayne	58 44		
												332	H	Purdue Fort Wayne	74 53		
LAST 10 Division I																	
				332	H	Purdue Fort Wayne	74 53	253	H	Denver	85 80						
				215	H	Oral Roberts	76 80	87	A	South Dakota St.	52 60						
				311	A	Omaha	74 65	210	H	North Dakota	92 82						
				195	A	Western Ill.	79 86	38	H	South Dakota	36 80						
				332	A	Purdue Fort Wayne	58 44	215	A	Oral Roberts	62 70						

Non-Div I Games: Waldorf 92 26 Mayville St. 97 59

North Dakota St.

North Florida

Through Games Of Feb. 19, 2020

Average RPI Win: 210	WON-LOST	WINNING	LAST 10	STRENGTH OF	OPP. STRENGTH	TEAM	ADJ.	CONF.	ADJ CONF.
Average RPI Loss: 122	RECORD	PCT. RANK	GAMES	SCHEDULE	OF SCHEDULE	RPI	RPI	RPI	RPI
DIV. I ONLY	12- 12	176	5-5	83	189	122	122	16	16
DIV. I NON-CONF.	5- 6	187	0	55	155	92	92	14	14
TOTALS	RPI 1-25	RPI 26-50	W-L RECORDS	RPI 51-100	RPI 101-150	RPI 150+			
12- 12	0- 2	0- 2	OVERALL	1- 2	2- 1	9- 5			
5- 3	0- 0	0- 1	HOME	0- 0	2- 0	3- 2			
5- 7	0- 2	0- 1	AWAY	0- 1	0- 1	5- 2			
2- 2	0- 0	0- 0	NEUTRAL	1- 1	0- 0	1- 1			
5- 6	0- 2	0- 0	NON-CONFERENCE	1- 2	1- 1	3- 1			
1- 0	0- 0	0- 0	HOME	0- 0	1- 0	0- 0			
2- 4	0- 2	0- 0	AWAY	0- 1	0- 1	2- 0			
2- 2	0- 0	0- 0	NEUTRAL	1- 1	0- 0	1- 1			
7- 6	0- 0	0- 2	CONFERENCE	0- 0	1- 0	6- 4			
4- 3	0- 0	0- 1	HOME	0- 0	1- 0	3- 2			
3- 3	0- 0	0- 1	AWAY	0- 0	0- 0	3- 2			
0- 0	0- 0	0- 0	NEUTRAL	0- 0	0- 0	0- 0			

RPI 1-25				RPI 26-50				RPI 51-100				RPI 101+ Team's RPI: 122			
RPI	S	Opponent	Score	RPI	S	Opponent	Score	RPI	S	Opponent	Score	RPI	S	Opponent	Score
19	A	Indiana	45 72	29	A	FGCU	65 76	64	N	Marist	54 69	106	H	Liberty	65 50
25	A	Florida St.	41 70	29	H	FGCU	50 72	90	A	Miami (FL)	55 78	117	H	Holy Cross	80 60
								98	N	Rider	80 70	136	A	Wisconsin	62 75
												163	A	North Ala.	51 54
												163	H	North Ala.	67 65
												172	A	Jacksonville	70 64
												172	H	Jacksonville	60 69
												194	N	Norfolk St.	54 57
												212	H	Stetson	52 60
												213	A	Kennesaw St.	64 55
												213	H	Kennesaw St.	57 33
												263	A	Alabama A&M	73 64
												273	A	Lipscomb	68 60
												278	N	Nicholls St.	64 61
												297	A	FIU	64 49
												331	A	NJIT	56 60
												331	H	NJIT	71 48
LAST 10 Division I															
172	H	Jacksonville	60 69	213	H	Kennesaw St.	57 33								
163	H	North Ala.	67 65	106	H	Liberty	65 50								
331	A	NJIT	56 60	273	A	Lipscomb	68 60								
29	A	FGCU	65 76	172	A	Jacksonville	70 64								
212	H	Stetson	52 60	29	H	FGCU	50 72								

Non-Div I Games: Warner 110 46 Edward Waters 80 51

North Florida

North Texas

Through Games Of Feb. 19, 2020

Average RPI Win: 234	WON-LOST	WINNING	LAST 10	STRENGTH OF	OPP. STRENGTH	TEAM	ADJ.	CONF.	ADJ CONF.
Average RPI Loss: 146	RECORD	PCT. RANK	GAMES	SCHEDULE	OF SCHEDULE	RPI	RPI	RPI	RPI
DIV. I ONLY	7- 15	281	2-8	126	188	250	250	13	13
DIV. I NON-CONF.	4- 5	195	0	172	312	216	216	15	15
TOTALS	RPI 1-25	RPI 26-50	W-L RECORDS	RPI 51-100	RPI 101-150	RPI 150+			
7- 15	0- 1	1- 2	OVERALL	0- 3	0- 2	6- 7			
5- 6	0- 0	1- 0	HOME	0- 2	0- 2	4- 2			
2- 7	0- 0	0- 1	AWAY	0- 1	0- 0	2- 5			
0- 2	0- 1	0- 1	NEUTRAL	0- 0	0- 0	0- 0			
4- 5	0- 1	0- 1	NON-CONFERENCE	0- 0	0- 1	4- 2			
3- 1	0- 0	0- 0	HOME	0- 0	0- 1	3- 0			
1- 2	0- 0	0- 0	AWAY	0- 0	0- 0	1- 2			
0- 2	0- 1	0- 1	NEUTRAL	0- 0	0- 0	0- 0			
3- 10	0- 0	1- 1	CONFERENCE	0- 3	0- 1	2- 5			
2- 5	0- 0	1- 0	HOME	0- 2	0- 1	1- 2			
1- 5	0- 0	0- 1	AWAY	0- 1	0- 0	1- 3			
0- 0	0- 0	0- 0	NEUTRAL	0- 0	0- 0	0- 0			

RPI	S	Opponent	Score	RPI	S	Opponent	Score	RPI	S	Opponent	Score	RPI	S	Opponent	Score	Team's RPI: 250
21	N	NC State	65 76	26	A	Old Dominion	66 71	51	H	Middle Tenn.	60 80	108	H	UT Arlington	49 68	
				32	H	Western Ky.	61 54	66	A	Charlotte	59 72	126	H	UAB	50 51	
				42	N	Texas	57 63	82	H	Rice	52 67	178	A	Hawaii	66 60	
												193	A	Fla. Atlantic	78 84	
												201	H	Louisiana	69 66	
												208	H	Southern Miss.	57 65	
												219	A	UTEP	63 67	
												227	A	CSU Bakersfield	52 61	
												234	H	Marshall	59 68	
												244	H	Louisiana Tech	74 69	
												287	A	Utah St.	55 66	
												297	A	FIU	56 58	
												303	A	UTSA	79 55	
												329	H	Alcorn	67 31	
												350	H	La.-Monroe	63 51	
LAST 10 Division I																
		26	A	Old Dominion	66	71		219	A	UTEP	63	67				
		66	A	Charlotte	59	72		303	A	UTSA	79	55				
		126	H	UAB	50	51		244	H	Louisiana Tech	74	69				
		51	H	Middle Tenn.	60	80		208	H	Southern Miss.	57	65				
		82	H	Rice	52	67		193	A	Fla. Atlantic	78	84				

Non-Div I Games: Mid-Amer. Christian59 **61** Xavier (LA) 68 31 Tex. A&M-Texarkana 114 54

North Texas

Loss, Non-Conf, S Site, H Home A Away N Neutral

Northeastern

Through Games Of Feb. 19, 2020

Average RPI Win:	220	WON-LOST	WINNING	LAST 10	STRENGTH OF	OPP. STRENGTH	TEAM	ADJ.	CONF.	ADJ CONF.
Average RPI Loss:	78	RECORD	PCT. RANK	GAMES	SCHEDULE	OF SCHEDULE	RPI	RPI	RPI	RPI
DIV. I ONLY	11- 13	198	5-5	49	141	125	125	14	14	
DIV. I NON-CONF.	4- 7	225	0	26	99	116	116	13	13	
TOTALS	RPI 1-25	RPI 26-50	W-L RECORDS	RPI 51-100	RPI 101-150	RPI 150+				
11- 13	0- 2	0- 5	OVERALL	1- 2	1- 2	9- 2				
7- 5	0- 0	0- 3	HOME	0- 1	1- 0	6- 1				
4- 8	0- 2	0- 2	AWAY	1- 1	0- 2	3- 1				
0- 0	0- 0	0- 0	NEUTRAL	0- 0	0- 0	0- 0				
4- 7	0- 2	0- 2	NON-CONFERENCE	1- 2	0- 1	3- 0				
2- 3	0- 0	0- 2	HOME	0- 1	0- 0	2- 0				
2- 4	0- 2	0- 0	AWAY	1- 1	0- 1	1- 0				
0- 0	0- 0	0- 0	NEUTRAL	0- 0	0- 0	0- 0				
7- 6	0- 0	0- 3	CONFERENCE	0- 0	1- 1	6- 2				
5- 2	0- 0	0- 1	HOME	0- 0	1- 0	4- 1				
2- 4	0- 0	0- 2	AWAY	0- 0	0- 1	2- 1				
0- 0	0- 0	0- 0	NEUTRAL	0- 0	0- 0	0- 0				

RPI	S	Opponent	Score	RPI	S	Opponent	Score	RPI	S	Opponent	Score	RPI	S	Opponent	Score	Team's RPI: 125
1	A	Oregon	47 89	38	H	South Dakota	76 80	55	H	Yale	63 78	127	A	William & Mary	64 80	
18	A	Central Mich.	63 79	43	A	James Madison	54 67	94	A	Fordham	58 74	127	H	William & Mary	61 55	
				49	A	Drexel	41 50	100	A	Harvard	46 44	128	A	Boston U.	56 72	
				49	H	Drexel	51 67					162	A	Elon	69 45	
				50	H	Dayton	60 71					162	H	Elon	68 65	
												170	A	Towson	68 81	
												191	A	Delaware	72 62	
												191	H	Delaware	69 81	
												204	A	Maine	66 58	
												252	H	Col. of Charleston	72 68	
												268	H	UNCW	63 61	
												292	H	North Dakota St.	72 61	
												320	H	Hofstra	74 51	
												347	H	Hartford	60 47	
LAST 10 Division I																
162	A	Elon	69 45	252	H	Col. of Charleston	72 68									
127	A	William & Mary	64 80	43	A	James Madison	54 67									
49	H	Drexel	51 67	170	A	Towson	68 81									
191	H	Delaware	69 81	127	H	William & Mary	61 55									
268	H	UNCW	63 61	162	H	Elon	68 65									

Non-Div I Games:

Northeastern

■ Loss,
 ■ Non-Conf,
 ■ S Site,
 ■ H Home
 ■ A Away
 N Neutral

Average RPI Win:	251	WON-LOST	WINNING	LAST 10	STRENGTH OF	OPP. STRENGTH	TEAM	ADJ.	CONF.	ADJ CONF.
Average RPI Loss:	153	RECORD	PCT. RANK	GAMES	SCHEDULE	OF SCHEDULE	RPI	RPI	RPI	RPI
DIV. I ONLY	13- 11	154	7-3	228	250	169	169	18	18	
DIV. I NON-CONF.	3- 6	235	0	128	253	202	202	17	17	
TOTALS	RPI 1-25	RPI 26-50	W-L RECORDS	RPI 51-100	RPI 101-150	RPI 150+				
13- 11	0- 1	0- 0	OVERALL	0- 3	1- 0	12- 7				
5- 4	0- 0	0- 0	HOME	0- 1	0- 0	5- 3				
7- 6	0- 0	0- 0	AWAY	0- 2	1- 0	6- 4				
1- 1	0- 1	0- 0	NEUTRAL	0- 0	0- 0	1- 0				
3- 6	0- 1	0- 0	NON-CONFERENCE	0- 2	0- 0	3- 3				
1- 1	0- 0	0- 0	HOME	0- 0	0- 0	1- 1				
1- 4	0- 0	0- 0	AWAY	0- 2	0- 0	1- 2				
1- 1	0- 1	0- 0	NEUTRAL	0- 0	0- 0	1- 0				
10- 5	0- 0	0- 0	CONFERENCE	0- 1	1- 0	9- 4				
4- 3	0- 0	0- 0	HOME	0- 1	0- 0	4- 2				
6- 2	0- 0	0- 0	AWAY	0- 0	1- 0	5- 2				
0- 0	0- 0	0- 0	NEUTRAL	0- 0	0- 0	0- 0				

RPI S	Opponent	Score	RPI S	Opponent	Score	RPI S	Opponent	Score	RPI S	Opponent	Score	Team's RPI: 169
15 N	Oregon St.	57 91				77 A	Fresno St.	66 83	120 A	Idaho	71 70	
						82 A	Rice	57 71	161 H	UC Davis	61 71	
						89 H	Montana St.	64 72	166 N	San Jose St.	67 64	
									174 H	Montana	71 79	
									180 A	Idaho St.	70 59	
									180 H	Idaho St.	76 79	
									189 A	Southern Utah	64 82	
									189 H	Southern Utah	84 76	
									202 A	New Mexico	76 83	
									220 A	Northern Colo.	71 60	
									220 H	Northern Colo.	72 45	
									221 A	Portland St.	54 66	
									294 A	California Baptist	79 98	
									298 A	Sacramento St.	85 65	
									298 H	Sacramento St.	114 107	
									306 A	Eastern Wash.	70 62	
									308 H	Seattle U	88 80	
									316 A	Houston Baptist	79 62	
									321 A	Weber St.	88 82	
									321 H	Weber St.	92 61	
LAST 10 Division I												
189 A	Southern Utah	64 82	120 A	Idaho	71 70							
220 A	Northern Colo.	71 60	298 A	Sacramento St.	85 65							
321 H	Weber St.	92 61	221 A	Portland St.	54 66							
180 H	Idaho St.	76 79	220 H	Northern Colo.	72 45							
306 A	Eastern Wash.	70 62	189 H	Southern Utah	84 76							

Non-Div I Games:

Northern Ariz.

■ Loss,
 ■ Non-Conf, S Site,
 ■ Home
 ■ Away
 N Neutral

Average RPI Win:	250	WON-LOST	WINNING	LAST 10	STRENGTH OF	OPP. STRENGTH	TEAM	ADJ.	CONF.	ADJ CONF.
Average RPI Loss:	167	RECORD	PCT. RANK	GAMES	SCHEDULE	OF SCHEDULE	RPI	RPI	RPI	RPI
DIV. I ONLY	11- 12	190	5-5	272	187	220	220	18	18	
DIV. I NON-CONF.	4- 5	195	0	176	115	162	162	17	17	
TOTALS	RPI 1-25	RPI 26-50	W-L RECORDS	RPI 51-100	RPI 101-150	RPI 150+				
11- 12	0- 2	0- 0	OVERALL	0- 1	0- 1	11- 8				
4- 6	0- 0	0- 0	HOME	0- 0	0- 1	4- 5				
7- 6	0- 2	0- 0	AWAY	0- 1	0- 0	7- 3				
0- 0	0- 0	0- 0	NEUTRAL	0- 0	0- 0	0- 0				
4- 5	0- 2	0- 0	NON-CONFERENCE	0- 0	0- 0	4- 3				
1- 2	0- 0	0- 0	HOME	0- 0	0- 0	1- 2				
3- 3	0- 2	0- 0	AWAY	0- 0	0- 0	3- 1				
0- 0	0- 0	0- 0	NEUTRAL	0- 0	0- 0	0- 0				
7- 7	0- 0	0- 0	CONFERENCE	0- 1	0- 1	7- 5				
3- 4	0- 0	0- 0	HOME	0- 0	0- 1	3- 3				
4- 3	0- 0	0- 0	AWAY	0- 1	0- 0	4- 2				
0- 0	0- 0	0- 0	NEUTRAL	0- 0	0- 0	0- 0				

RPI 1-25				RPI 26-50				RPI 51-100				RPI 101+ Team's RPI: 220			
RPI	S	Opponent	Score	RPI	S	Opponent	Score	RPI	S	Opponent	Score	RPI	S	Opponent	Score
8	A	UCLA	58 92					89	A	Montana St.	58 91	120	H	Idaho	46 57
9	A	Stanford	36 90									169	A	Northern Ariz.	45 72
												169	H	Northern Ariz.	60 71
												174	A	Montana	67 58
												180	A	Idaho St.	39 59
												189	H	Southern Utah	55 68
												196	A	Chattanooga	59 42
												197	A	Wyoming	46 44
												221	A	Portland St.	78 51
												221	H	Portland St.	77 58
												228	A	SMU	61 52
												235	H	San Francisco	83 90
												253	A	Denver	55 74
												258	H	Colorado St.	58 75
												288	H	Air Force	72 62
												298	A	Sacramento St.	73 63
												298	H	Sacramento St.	90 73
												306	H	Eastern Wash.	63 42
												321	A	Weber St.	69 65
												321	H	Weber St.	60 65
LAST 10 Division I															
298	H	Sacramento St.	90 73	180	A	Idaho St.	39 59								
169	H	Northern Ariz.	60 71	306	H	Eastern Wash.	63 42								
221	A	Portland St.	78 51	120	H	Idaho	46 57								
189	H	Southern Utah	55 68	169	A	Northern Ariz.	45 72								
321	A	Weber St.	69 65	298	A	Sacramento St.	73 63								

Non-Div I Games:

Northern Colo.

■ Loss,
 ■ Non-Conf, S Site,
 ■ Home
 ■ Away
 N Neutral

Average RPI Win:	215	WON-LOST	WINNING	LAST 10	STRENGTH OF	OPP. STRENGTH	TEAM	ADJ.	CONF.	ADJ CONF.
Average RPI Loss:	98	RECORD	PCT. RANK	GAMES	SCHEDULE	OF SCHEDULE	RPI	RPI	RPI	RPI
DIV. I ONLY	8- 16	265	4-6	60	127	176	176	10	10	
DIV. I NON-CONF.	4- 7	225	0	54	209	146	146	10	10	
TOTALS	RPI 1-25	RPI 26-50	W-L RECORDS	RPI 51-100	RPI 101-150	RPI 150+				
8- 16	0- 1	0- 5	OVERALL	0- 4	1- 1	7- 5				
3- 7	0- 0	0- 2	HOME	0- 2	1- 1	2- 2				
4- 8	0- 1	0- 2	AWAY	0- 2	0- 0	4- 3				
1- 1	0- 0	0- 1	NEUTRAL	0- 0	0- 0	1- 0				
4- 7	0- 0	0- 3	NON-CONFERENCE	0- 3	0- 0	4- 1				
1- 3	0- 0	0- 1	HOME	0- 2	0- 0	1- 0				
2- 3	0- 0	0- 1	AWAY	0- 1	0- 0	2- 1				
1- 1	0- 0	0- 1	NEUTRAL	0- 0	0- 0	1- 0				
4- 9	0- 1	0- 2	CONFERENCE	0- 1	1- 1	3- 4				
2- 4	0- 0	0- 1	HOME	0- 0	1- 1	1- 2				
2- 5	0- 1	0- 1	AWAY	0- 1	0- 0	2- 2				
0- 0	0- 0	0- 0	NEUTRAL	0- 0	0- 0	0- 0				

RPI 1-25				RPI 26-50				RPI 51-100				RPI 101+ Team's RPI: 176			
RPI	S	Opponent	Score	RPI	S	Opponent	Score	RPI	S	Opponent	Score	RPI	S	Opponent	Score
18	A	Central Mich.	60 66	34	H	Drake	49 73	61	A	Ball St.	89 97	102	H	Kent St.	71 79
				37	A	Purdue	63 68	81	H	Southern Ill.	61 80	142	H	Buffalo	64 63
				38	N	South Dakota	48 91	91	A	Illinois St.	66 69	152	H	Western Mich.	65 68
				45	A	Ohio	67 87	100	H	Harvard	53 59	158	H	Toledo	51 63
				45	H	Ohio	79 85					160	A	Akron	70 65
												173	A	Eastern Mich.	55 62
												186	A	Miami (OH)	64 66
												186	H	Miami (OH)	86 84
												198	N	Tennessee Tech	82 74
												226	H	Eastern Ill.	61 48
												239	A	Milwaukee	65 78
												257	A	Bowling Green	92 87
												258	A	Colorado St.	80 75
												292	A	North Dakota St.	74 68
LAST 10 Division I															
				61	A	Ball St.	89 97	142	H	Buffalo	64 63				
				152	H	Western Mich.	65 68	173	A	Eastern Mich.	55 62				
				186	H	Miami (OH)	86 84	45	H	Ohio	79 85				
				257	A	Bowling Green	92 87	160	A	Akron	70 65				
				18	A	Central Mich.	60 66	102	H	Kent St.	71 79				

Non-Div I Games:

Northern Ill.

■ Loss,
 ■ Non-Conf,
 ■ S Site,
 ■ H Home
 ■ A Away
 N Neutral

Northern Ky.

Through Games Of Feb. 19, 2020

Average RPI Win:	256	WON-LOST	WINNING	LAST 10	STRENGTH OF	OPP. STRENGTH	TEAM	ADJ.	CONF.	ADJ CONF.
Average RPI Loss:	145	RECORD	PCT. RANK	GAMES	SCHEDULE	OF SCHEDULE	RPI	RPI	RPI	RPI
DIV. I ONLY	16- 10	99	8-2	285	225	183	183	22	22	
DIV. I NON-CONF.	6- 5	151	0	308	147	215	215	19	19	
TOTALS	RPI 1-25	RPI 26-50	W-L RECORDS	RPI 51-100	RPI 101-150	RPI 150+				
16- 10	0- 1	0- 0	OVERALL	1- 3	1- 1	14- 5				
10- 4	0- 1	0- 0	HOME	1- 1	1- 0	8- 2				
5- 6	0- 0	0- 0	AWAY	0- 2	0- 1	5- 3				
1- 0	0- 0	0- 0	NEUTRAL	0- 0	0- 0	1- 0				
6- 5	0- 1	0- 0	NON-CONFERENCE	0- 2	0- 0	6- 2				
3- 2	0- 1	0- 0	HOME	0- 1	0- 0	3- 0				
2- 3	0- 0	0- 0	AWAY	0- 1	0- 0	2- 2				
1- 0	0- 0	0- 0	NEUTRAL	0- 0	0- 0	1- 0				
10- 5	0- 0	0- 0	CONFERENCE	1- 1	1- 1	8- 3				
7- 2	0- 0	0- 0	HOME	1- 0	1- 0	5- 2				
3- 3	0- 0	0- 0	AWAY	0- 1	0- 1	3- 1				
0- 0	0- 0	0- 0	NEUTRAL	0- 0	0- 0	0- 0				

RPI	S	Opponent	Score	RPI	S	Opponent	Score	RPI	S	Opponent	Score	RPI	S	Opponent	Score	Team's RPI: 183
6	H	Louisville	57 85					53	A	IUPUI	61 89	138	A	Green Bay	44 65	
								53	H	IUPUI	65 62	138	H	Green Bay	63 43	
								60	A	Belmont	45 62	164	H	Wright St.	55 63	
								88	H	Saint Louis	42 67	200	A	Cleveland St.	62 66	
												200	H	Cleveland St.	68 73	
												225	H	Central Ark.	72 56	
												231	A	Youngstown St.	59 55	
												231	H	Youngstown St.	75 56	
												239	A	Milwaukee	61 49	
												239	H	Milwaukee	61 37	
												266	A	Eastern Ky.	62 69	
												273	A	Lipscomb	69 71	
												274	N	Jacksonville St.	66 63	
												277	A	Indiana St.	70 68	
												282	H	Wofford	80 72	
												289	H	Oakland	69 60	
												297	A	FIU	67 45	
												311	H	Omaha	57 40	
												333	H	Detroit Mercy	72 60	
												341	A	UIC	88 46	
												341	H	UIC	78 35	
LAST 10 Division I																
				53	H	IUPUI	65 62					239	H	Milwaukee	61 37	
				341	H	UIC	78 35					333	H	Detroit Mercy	72 60	
				231	A	Youngstown St.	59 55					289	H	Oakland	69 60	
				200	A	Cleveland St.	62 66					164	H	Wright St.	55 63	
				138	H	Green Bay	63 43					341	A	UIC	88 46	

Non-Div I Games:

Northern Ky.

Loss, Non-Conf, S Site, H Home A Away N Neutral

Northwestern

Through Games Of Feb. 19, 2020

Average RPI Win: 110		WON-LOST	WINNING	LAST 10	STRENGTH OF	OPP. STRENGTH	TEAM	ADJ.	CONF.	ADJ CONF.
Average RPI Loss: 12		RECORD	PCT. RANK	GAMES	SCHEDULE	OF SCHEDULE	RPI	RPI	RPI	RPI
DIV. I ONLY		23- 3	10	9-1	30	2	10	10	2	2
DIV. I NON-CONF.		10- 1	20	0	100	22	23	23	2	2
TOTALS		RPI 1-25	RPI 26-50		W-L RECORDS		RPI 51-100	RPI 101-150	RPI 150+	
23- 3	2- 3	6- 0		OVERALL		6- 0	1- 0		8- 0	
13- 2	1- 2	3- 0		HOME		4- 0	1- 0		4- 0	
8- 1	1- 1	3- 0		AWAY		2- 0	0- 0		2- 0	
2- 0	0- 0	0- 0		NEUTRAL		0- 0	0- 0		2- 0	
10- 1	0- 1	2- 0		NON-CONFERENCE		2- 0	1- 0		5- 0	
6- 1	0- 1	0- 0		HOME		2- 0	1- 0		3- 0	
2- 0	0- 0	2- 0		AWAY		0- 0	0- 0		0- 0	
2- 0	0- 0	0- 0		NEUTRAL		0- 0	0- 0		2- 0	
13- 2	2- 2	4- 0		CONFERENCE		4- 0	0- 0		3- 0	
7- 1	1- 1	3- 0		HOME		2- 0	0- 0		1- 0	
6- 1	1- 1	1- 0		AWAY		2- 0	0- 0		2- 0	
0- 0	0- 0	0- 0		NEUTRAL		0- 0	0- 0		0- 0	

RPI	S	Opponent	Score	RPI	S	Opponent	Score	RPI	S	Opponent	Score	RPI	S	Opponent	Score
3	A	Maryland	61 70	31	A	Duke	63 42	68	H	Boston College	66 63	108	H	UT Arlington	74 47
3	H	Maryland	81 58	33	A	Marquette	64 56	72	A	Minnesota	56 54	153	H	Valparaiso	69 48
12	H	Iowa	51 77	35	A	Michigan	66 60	86	H	Nebraska	60 56	171	H	Dartmouth	79 37
19	A	Indiana	71 69	35	H	Michigan	81 73	92	A	Michigan St.	76 48	179	A	Illinois	77 50
20	H	DePaul	68 70	37	H	Purdue	61 56	92	H	Michigan St.	85 55	209	A	Penn St.	82 59
				46	H	Rutgers	82 65	95	H	Colgate	73 44	209	H	Penn St.	85 59
LAST 10 Division I															
				46	H	Rutgers	82 65	35	H	Michigan	81 73				
				86	H	Nebraska	60 56	3	A	Maryland	61 70				
				35	A	Michigan	66 60	92	A	Michigan St.	76 48				
				92	H	Michigan St.	85 55	209	H	Penn St.	85 59				
				209	A	Penn St.	82 59	19	A	Indiana	71 69				

Non-Div I Games:

Northwestern

Loss,
Non-Conf,
S Site,
H Home
A Away
N Neutral

KORONADO STATE				THROUGH GAMES OF FEB. 1971-1972						
Average RPI Win:	320	WON-LOST	WINNING	LAST 10	STRENGTH OF	OPP. STRENGTH	TEAM	ADJ.	CONF.	ADJ CONF.
Average RPI Loss:	190	RECORD	PCT. RANK	GAMES	SCHEDULE	OF SCHEDULE	RPI	RPI	RPI	RPI
DIV. I ONLY	5- 17	315	3-7	329	297	338	338	23	23	
DIV. I NON-CONF.	1- 5	313	0	236	277	324	324	24	24	
TOTALS	RPI 1-25	RPI 26-50	W-L RECORDS	RPI 51-100	RPI 101-150	RPI 150+				
5- 17	0- 0	0- 2	OVERALL	0- 2	0- 5	5- 8				
4- 7	0- 0	0- 0	HOME	0- 1	0- 3	4- 3				
1- 10	0- 0	0- 2	AWAY	0- 1	0- 2	1- 5				
0- 0	0- 0	0- 0	NEUTRAL	0- 0	0- 0	0- 0				
1- 5	0- 0	0- 2	NON-CONFERENCE	0- 0	0- 2	1- 1				
1- 1	0- 0	0- 0	HOME	0- 0	0- 1	1- 0				
0- 4	0- 0	0- 2	AWAY	0- 0	0- 1	0- 1				
0- 0	0- 0	0- 0	NEUTRAL	0- 0	0- 0	0- 0				
4- 12	0- 0	0- 0	CONFERENCE	0- 2	0- 3	4- 7				
3- 6	0- 0	0- 0	HOME	0- 1	0- 2	3- 3				
1- 6	0- 0	0- 0	AWAY	0- 1	0- 1	1- 4				
0- 0	0- 0	0- 0	NEUTRAL	0- 0	0- 0	0- 0				

RPI 1-25				RPI 26-50				RPI 51-100				RPI 101+				Team's RPI: 338	
RPI	S	Opponent	Score	RPI	S	Opponent	Score	RPI	S	Opponent	Score	RPI	S	Opponent	Score		
				39	A	Arkansas	39 99	85	A	SFA	40 89	124	A	Abilene Christian	69 84		
				42	A	Texas	49 91	96	H	A&M-Corpus Christi	59 72	144	H	Sam Houston St.	69 79		
												145	H	Jackson St.	49 66		
												147	A	Texas Tech	49 79		
												150	H	New Orleans	63 77		
												225	H	Central Ark.	44 51		
												233	H	Southeastern La.	56 72		
												269	A	Lamar University	58 61		
												278	A	Nicholls St.	66 73		
												278	H	Nicholls St.	58 54		
												280	A	Incarnate Word	39 76		
												280	H	Incarnate Word	67 69		
												316	A	Houston Baptist	54 46		
												316	H	Houston Baptist	69 60		
												343	A	McNeese	51 61		
												343	H	McNeese	70 60		
												345	H	Grambling	65 61		
												350	A	La.-Monroe	54 63		
LAST 10 Division I																	
				278	A	Nicholls St.	66 73	225	H	Central Ark.	44 51						
				343	H	McNeese	70 60	150	H	New Orleans	63 77						
				280	A	Incarnate Word	39 76	233	H	Southeastern La.	56 72						
				316	A	Houston Baptist	54 46	85	A	SFA	40 89						
				124	A	Abilene Christian	69 84	278	H	Nicholls St.	58 54						

Northwestern St.

Loss, Non-Conf, S Site, H Home A Away N Neutral

Notre Dame

Through Games Of Feb. 19, 2020

Average RPI Win:	148	WON-LOST	WINNING	LAST 10	STRENGTH OF	OPP. STRENGTH	TEAM	ADJ.	CONF.	ADJ CONF.
Average RPI Loss:	58	RECORD	PCT. RANK	GAMES	SCHEDULE	OF SCHEDULE	RPI	RPI	RPI	RPI
DIV. I ONLY	10- 16	250	4-6	32	9	113	113	5	5	
DIV. I NON-CONF.	5- 7	205	0	8	9	88	88	4	4	
TOTALS	RPI 1-25	RPI 26-50	W-L RECORDS	RPI 51-100	RPI 101-150	RPI 150+				
10- 16	0- 5	1- 2	OVERALL	4- 8	1- 0	4- 1				
4- 8	0- 3	0- 0	HOME	1- 4	0- 0	3- 1				
5- 6	0- 2	1- 1	AWAY	2- 3	1- 0	1- 0				
1- 2	0- 0	0- 1	NEUTRAL	1- 1	0- 0	0- 0				
5- 7	0- 2	1- 1	NON-CONFERENCE	2- 4	0- 0	2- 0				
2- 4	0- 1	0- 0	HOME	0- 3	0- 0	2- 0				
2- 1	0- 1	1- 0	AWAY	1- 0	0- 0	0- 0				
1- 2	0- 0	0- 1	NEUTRAL	1- 1	0- 0	0- 0				
5- 9	0- 3	0- 1	CONFERENCE	2- 4	1- 0	2- 1				
2- 4	0- 2	0- 0	HOME	1- 1	0- 0	1- 1				
3- 5	0- 1	0- 1	AWAY	1- 3	1- 0	1- 0				
0- 0	0- 0	0- 0	NEUTRAL	0- 0	0- 0	0- 0				

RPI 1-25				RPI 26-50				RPI 51-100				RPI 101+ Team's RPI: 113			
RPI	S	Opponent	Score	RPI	S	Opponent	Score	RPI	S	Opponent	Score	RPI	S	Opponent	Score
6	A	Louisville	49 82	29	N	FGCU	60 69	52	A	Virginia	60 90	121	A	Wake Forest	75 71
6	H	Louisville	54 86	31	A	Duke	47 50	54	H	Tennessee	63 74	158	H	Toledo	54 51
7	A	UConn	57 81	35	A	Michigan	76 72	68	A	Boston College	55 56	224	H	Clemson	55 71
20	H	DePaul	94 105					68	H	Boston College	65 75	259	H	Loyola Maryland	84 60
21	H	NC State	56 90					71	N	South Fla.	67 51	290	A	Pittsburgh	60 52
								72	H	Minnesota	67 75	290	H	Pittsburgh	74 52
								74	A	Georgia Tech	59 51				
								84	A	Syracuse	63 74				
								87	N	South Dakota St.	59 65				
								90	H	Miami (FL)	76 53				
								92	H	Michigan St.	69 72				
								94	A	Fordham	60 55				
LAST 10 Division I															
6	A	Louisville	49 82	6	H	Louisville	54 86								
68	A	Boston College	55 56	52	A	Virginia	60 90								
290	H	Pittsburgh	74 52	90	H	Miami (FL)	76 53								
121	A	Wake Forest	75 71	31	A	Duke	47 50								
74	A	Georgia Tech	59 51	21	H	NC State	56 90								

Non-Div I Games:

Notre Dame

Loss, Non-Conf, S Site, H Home A Away N Neutral

Average RPI Win: 288	WON-LOST	WINNING	LAST 10	STRENGTH OF	OPP. STRENGTH	TEAM	ADJ.	CONF.	ADJ CONF.
Average RPI Loss: 156	RECORD	PCT. RANK	GAMES	SCHEDULE	OF SCHEDULE	RPI	RPI	RPI	RPI
DIV. I ONLY	8- 15	258	3-7	296	203	289	289	22	22
DIV. I NON-CONF.	3- 6	235	0	271	110	242	242	19	19
TOTALS	RPI 1-25	RPI 26-50	W-L RECORDS	RPI 51-100	RPI 101-150	RPI 150+			
8- 15	0- 1	0- 2	OVERALL	0- 3	1- 1	7- 8			
4- 5	0- 1	0- 1	HOME	0- 1	1- 0	3- 2			
3- 10	0- 0	0- 1	AWAY	0- 2	0- 1	3- 6			
1- 0	0- 0	0- 0	NEUTRAL	0- 0	0- 0	1- 0			
3- 6	0- 1	0- 2	NON-CONFERENCE	0- 1	0- 0	3- 2			
0- 2	0- 1	0- 1	HOME	0- 0	0- 0	0- 0			
2- 4	0- 0	0- 1	AWAY	0- 1	0- 0	2- 2			
1- 0	0- 0	0- 0	NEUTRAL	0- 0	0- 0	1- 0			
5- 9	0- 0	0- 0	CONFERENCE	0- 2	1- 1	4- 6			
4- 3	0- 0	0- 0	HOME	0- 1	1- 0	3- 2			
1- 6	0- 0	0- 0	AWAY	0- 1	0- 1	1- 4			
0- 0	0- 0	0- 0	NEUTRAL	0- 0	0- 0	0- 0			

RPI 1-25				RPI 26-50				RPI 51-100				RPI 101+				Team's RPI: 289	
RPI	S	Opponent	Score	RPI	S	Opponent	Score	RPI	S	Opponent	Score	RPI	S	Opponent	Score		
18	H	Central Mich.	47 65	35	A	Michigan	64 79	53	A	IUPUI	41 76	138	A	Green Bay	51 76		
				36	H	Bradley	58 74	53	H	IUPUI	63 89	138	H	Green Bay	93 88		
								92	A	Michigan St.	56 76	164	A	Wright St.	66 85		
												183	A	Northern Ky.	60 69		
												200	H	Cleveland St.	58 79		
												231	H	Youngstown St.	74 79		
												239	A	Milwaukee	67 74		
												239	H	Milwaukee	78 62		
												265	A	Niagara	63 77		
												274	N	Jacksonville St.	61 55		
												295	A	St. Bonaventure	66 80		
												297	A	FIU	58 49		
												333	A	Detroit Mercy	71 57		
												333	H	Detroit Mercy	65 60		
												341	A	UIC	64 70		
												341	H	UIC	63 46		
												346	A	Chicago St.	98 70		
LAST 10 Division I																	
138	A	Green Bay	51 76	164	A	Wright St.	66 85										
239	A	Milwaukee	67 74	183	A	Northern Ky.	60 69										
53	H	IUPUI	63 89	200	H	Cleveland St.	58 79										
341	H	UIC	63 46	231	H	Youngstown St.	74 79										
333	H	Detroit Mercy	65 60	239	H	Milwaukee	78 62										

Non-Div I Games: Lourdes 72 53 Concordia (MI) 76 42

Oakland

Average RPI Win:	169	WON-LOST	WINNING	LAST 10	STRENGTH OF	OPP. STRENGTH	TEAM	ADJ.	CONF.	ADJ CONF.
Average RPI Loss:	61	RECORD	PCT. RANK	GAMES	SCHEDULE	OF SCHEDULE	RPI	RPI	RPI	RPI
DIV. I ONLY	17- 7	56	8-2	100	75	45	45	10	10	
DIV. I NON-CONF.	7- 4	100	0	122	23	66	66	10	10	
TOTALS	RPI 1-25	RPI 26-50	W-L RECORDS	RPI 51-100	RPI 101-150	RPI 150+				
17- 7	1- 3	0- 1	OVERALL	2- 2	2- 0	12- 1				
10- 1	0- 1	0- 0	HOME	2- 0	1- 0	7- 0				
6- 5	1- 2	0- 1	AWAY	0- 1	1- 0	4- 1				
1- 1	0- 0	0- 0	NEUTRAL	0- 1	0- 0	1- 0				
7- 4	1- 1	0- 1	NON-CONFERENCE	1- 2	0- 0	5- 0				
4- 0	0- 0	0- 0	HOME	1- 0	0- 0	3- 0				
2- 3	1- 1	0- 1	AWAY	0- 1	0- 0	1- 0				
1- 1	0- 0	0- 0	NEUTRAL	0- 1	0- 0	1- 0				
10- 3	0- 2	0- 0	CONFERENCE	1- 0	2- 0	7- 1				
6- 1	0- 1	0- 0	HOME	1- 0	1- 0	4- 0				
4- 2	0- 1	0- 0	AWAY	0- 0	1- 0	3- 1				
0- 0	0- 0	0- 0	NEUTRAL	0- 0	0- 0	0- 0				

RPI 1-25				RPI 26-50				Team's RPI: 45	RPI 51-100				RPI 101+			
RPI	S	Opponent	Score	RPI	S	Opponent	Score		RPI	S	Opponent	Score	RPI	S	Opponent	Score
17	A	TCU	72 79	42	A	Texas	60 73		53	H	IUPUI	70 64	102	H	Kent St.	63 57
18	A	Central Mich.	90 92						61	H	Ball St.	79 71	142	A	Buffalo	76 65
18	H	Central Mich.	71 73						84	A	Syracuse	54 66	152	A	Western Mich.	72 73
22	A	Ohio St.	74 68						93	N	Butler	55 60	158	H	Toledo	86 58
													160	H	Akron	70 57
													173	A	Eastern Mich.	75 65
													176	A	Northern Ill.	85 79
													176	H	Northern Ill.	87 67
													186	A	Miami (OH)	84 70
													196	A	Chattanooga	70 58
													199	H	American	81 69
													234	H	Marshall	67 51
													257	H	Bowling Green	79 69
													280	H	Incarinate Word	78 41
													290	N	Pittsburgh	72 50
LAST 10 Division I																
158	H	Toledo	86 58	160	H	Akron	70 57									
186	A	Miami (OH)	84 70	257	H	Bowling Green	79 69									
102	H	Kent St.	63 57	176	A	Northern Ill.	85 79									
173	A	Eastern Mich.	75 65	61	H	Ball St.	79 71									
18	A	Central Mich.	90 92	152	A	Western Mich.	72 73									

Non-Div I Games:

Ohio

Average RPI Win:	116	WON-LOST	WINNING	LAST 10	STRENGTH OF	OPP. STRENGTH	TEAM	ADJ.	CONF.	ADJ CONF.
Average RPI Loss:	27	RECORD	PCT. RANK	GAMES	SCHEDULE	OF SCHEDULE	RPI	RPI	RPI	RPI
DIV. I ONLY	17- 9	75	7-3	6	19	22	22	2	2	
DIV. I NON-CONF.	7- 4	100	0	3	71	13	13	2	2	
TOTALS	RPI 1-25	RPI 26-50	W-L RECORDS	RPI 51-100	RPI 101-150	RPI 150+				
17- 9	2- 5	1- 3	OVERALL	6- 1	2- 0	6- 0				
8- 4	1- 2	1- 2	HOME	2- 0	1- 0	3- 0				
7- 4	1- 3	0- 0	AWAY	3- 1	1- 0	2- 0				
2- 1	0- 0	0- 1	NEUTRAL	1- 0	0- 0	1- 0				
7- 4	1- 2	0- 2	NON-CONFERENCE	2- 0	1- 0	3- 0				
2- 2	1- 1	0- 1	HOME	0- 0	0- 0	1- 0				
3- 1	0- 1	0- 0	AWAY	1- 0	1- 0	1- 0				
2- 1	0- 0	0- 1	NEUTRAL	1- 0	0- 0	1- 0				
10- 5	1- 3	1- 1	CONFERENCE	4- 1	1- 0	3- 0				
6- 2	0- 1	1- 1	HOME	2- 0	1- 0	2- 0				
4- 3	1- 2	0- 0	AWAY	2- 1	0- 0	1- 0				
0- 0	0- 0	0- 0	NEUTRAL	0- 0	0- 0	0- 0				

RPI	S	Opponent	Score	RPI	S	Opponent	Score	RPI	S	Opponent	Score	RPI	S	Opponent	Score
3	A	Maryland	62 72	35	H	Michigan	78 69	70	N	UNI	64 46	102	A	Kent St.	75 65
3	H	Maryland	65 85	37	H	Purdue	50 66	72	A	Minnesota	66 63	136	H	Wisconsin	82 74
6	H	Louisville	67 60	38	N	South Dakota	53 68	72	H	Minnesota	99 76	153	N	Valparaiso	89 38
7	H	UConn	62 73	45	H	Ohio	68 74	76	A	Cincinnati	78 73	179	A	Illinois	78 58
9	A	Stanford	52 71					86	A	Nebraska	80 74	179	H	Illinois	77 47
12	A	Iowa	68 77					86	H	Nebraska	65 52	188	H	Radford	70 57
19	A	Indiana	80 76					92	A	Michigan St.	65 68	209	H	Penn St.	80 70
												298	A	Sacramento St.	104 74
LAST 10 Division I															
86	H	Nebraska	65 52	86	A	Nebraska	80 74								
19	A	Indiana	80 76	3	H	Maryland	65 85								
72	H	Minnesota	99 76	12	A	Iowa	68 77								
136	H	Wisconsin	82 74	179	H	Illinois	77 47								
179	A	Illinois	78 58	92	A	Michigan St.	65 68								

Non-Div I Games:

Ohio St.

■ Loss,
■ Non-Conf,
■ S Site,
■ H Home
■ A Away
N Neutral

Oklahoma

Through Games Of Feb. 19, 2020

Average RPI Win:	95	WON-LOST	WINNING	LAST 10	STRENGTH OF	OPP. STRENGTH	TEAM	ADJ.	CONF.	ADJ CONF.
Average RPI Loss:	69	RECORD	PCT. RANK	GAMES	SCHEDULE	OF SCHEDULE	RPI	RPI	RPI	RPI
DIV. I ONLY	12- 13	188	3-7	2	45	57	57	3	3	
DIV. I NON-CONF.	7- 5	131	0	4	128	47	47	3	3	
TOTALS	RPI 1-25	RPI 26-50	W-L RECORDS	RPI 51-100	RPI 101-150	RPI 150+				
12- 13	0- 4	4- 4	OVERALL	3- 0	4- 3	1- 2				
9- 6	0- 3	3- 2	HOME	2- 0	3- 1	1- 0				
3- 6	0- 0	1- 2	AWAY	1- 0	1- 2	0- 2				
0- 1	0- 1	0- 0	NEUTRAL	0- 0	0- 0	0- 0				
7- 5	0- 2	2- 1	NON-CONFERENCE	1- 0	3- 0	1- 2				
7- 1	0- 1	2- 0	HOME	1- 0	3- 0	1- 0				
0- 3	0- 0	0- 1	AWAY	0- 0	0- 0	0- 2				
0- 1	0- 1	0- 0	NEUTRAL	0- 0	0- 0	0- 0				
5- 8	0- 2	2- 3	CONFERENCE	2- 0	1- 3	0- 0				
2- 5	0- 2	1- 2	HOME	1- 0	0- 1	0- 0				
3- 3	0- 0	1- 1	AWAY	1- 0	1- 2	0- 0				
0- 0	0- 0	0- 0	NEUTRAL	0- 0	0- 0	0- 0				

RPI 1-25				RPI 26-50				RPI 51-100				Team's RPI: 57	RPI 101+			
RPI	S	Opponent	Score	RPI	S	Opponent	Score	RPI	S	Opponent	Score		RPI	S	Opponent	Score
4	H	Baylor	56 77	28	H	LSU	90 68	56	A	West Virginia	73 49		103	A	Kansas St.	74 92
5	H	Missouri St.	90 96	32	A	Western Ky.	63 74	56	H	West Virginia	68 58		103	H	Kansas St.	85 87
7	N	UConn	53 97	34	H	Drake	93 84	85	H	SFA	75 62		115	A	Kansas	94 82
17	H	TCU	63 82	42	H	Texas	53 70						124	H	Abilene Christian	78 65
				44	A	Iowa St.	59 63						126	H	UAB	82 75
				44	H	Iowa St.	81 72						144	H	Sam Houston St.	95 71
				47	A	Oklahoma St.	77 75						147	A	Texas Tech	84 89
				47	H	Oklahoma St.	69 73						159	A	Wichita St.	83 88
													182	A	Houston	69 85
													284	H	Prairie View	94 48
LAST 10 Division I																
103	H	Kansas St.	85 87	42	H	Texas	53 70									
47	H	Oklahoma St.	69 73	103	A	Kansas St.	74 92									
44	A	Iowa St.	59 63	147	A	Texas Tech	84 89									
56	H	West Virginia	68 58	17	H	TCU	63 82									
115	A	Kansas	94 82	56	A	West Virginia	73 49									

Non-Div I Games:

Oklahoma

■ Loss,
■ Non-Conf,
■ S Site,
■ H Home
■ A Away
N Neutral

Average RPI Win:	142	WON-LOST	WINNING	LAST 10	STRENGTH OF	OPP. STRENGTH	TEAM	ADJ.	CONF.	ADJ CONF.
Average RPI Loss:	35	RECORD	PCT. RANK	GAMES	SCHEDULE	OF SCHEDULE	RPI	RPI	RPI	RPI
DIV. I ONLY	14- 11	140	4-6	9	28	47	47	3	3	
DIV. I NON-CONF.	9- 3	63	0	30	84	31	31	3	3	
TOTALS	RPI 1-25	RPI 26-50	W-L RECORDS	RPI 51-100	RPI 101-150	RPI 150+				
14- 11	0- 6	0- 3	OVERALL	4- 1	5- 1	5- 0				
9- 5	0- 2	0- 2	HOME	2- 1	3- 0	4- 0				
4- 4	0- 2	0- 1	AWAY	2- 0	1- 1	1- 0				
1- 2	0- 2	0- 0	NEUTRAL	0- 0	1- 0	0- 0				
9- 3	0- 3	0- 0	NON-CONFERENCE	1- 0	3- 0	5- 0				
7- 0	0- 0	0- 0	HOME	1- 0	2- 0	4- 0				
1- 1	0- 1	0- 0	AWAY	0- 0	0- 0	1- 0				
1- 2	0- 2	0- 0	NEUTRAL	0- 0	1- 0	0- 0				
5- 8	0- 3	0- 3	CONFERENCE	3- 1	2- 1	0- 0				
2- 5	0- 2	0- 2	HOME	1- 1	1- 0	0- 0				
3- 3	0- 1	0- 1	AWAY	2- 0	1- 1	0- 0				
0- 0	0- 0	0- 0	NEUTRAL	0- 0	0- 0	0- 0				

RPI 1-25				RPI 26-50				Team's RPI: 47	RPI 51-100				RPI 101+			
RPI	S	Opponent	Score	RPI	S	Opponent	Score		RPI	S	Opponent	Score	RPI	S	Opponent	Score
1	N	Oregon	72 89	42	H	Texas	56 61		56	A	West Virginia	57 55	103	A	Kansas St.	70 63
4	A	Baylor	48 94	44	A	Iowa St.	63 74		56	H	West Virginia	60 57	108	N	UT Arlington	60 47
4	H	Baylor	42 69	44	H	Iowa St.	63 64		57	A	Oklahoma	73 69	114	H	Duquesne	84 41
6	N	Louisville	48 69						57	H	Oklahoma	75 77	115	H	Kansas	67 49
14	A	Texas A&M	62 74						82	H	Rice	69 38	120	H	Idaho	62 47
17	H	TCU	68 72										147	A	Texas Tech	79 109
													180	H	Idaho St.	70 52
													215	H	Oral Roberts	78 44
													255	H	Southern U.	72 59
													256	A	Tulsa	78 48
													269	H	Lamar University	74 53
LAST 10 Division I																
4	H	Baylor	42 69	17	H	TCU	68 72		57	H	Texas	56 61				
57	A	Oklahoma	73 69	42	H	Texas	56 61		56	A	West Virginia	57 55				
56	H	West Virginia	60 57	44	H	Iowa St.	63 64		82	H	Rice	69 38				
44	A	Iowa St.	63 74													
147	A	Texas Tech	79 109													

Non-Div I Games:

Oklahoma St.

■ Loss,
■ Non-Conf,
■ S Site,
■ H Home
■ A Away
N Neutral

Average RPI Win:	181	WON-LOST	WINNING	LAST 10	STRENGTH OF	OPP. STRENGTH	TEAM	ADJ.	CONF.	ADJ CONF.
Average RPI Loss:	96	RECORD	PCT. RANK	GAMES	SCHEDULE	OF SCHEDULE	RPI	RPI	RPI	RPI
DIV. I ONLY	22- 3	13	10-0	129	140	26	26	13	13	
DIV. I NON-CONF.	10- 2	29	0	140	169	39	39	15	15	
TOTALS	RPI 1-25	RPI 26-50	W-L RECORDS	RPI 51-100	RPI 101-150	RPI 150+				
22- 3	0- 0	1- 0	OVERALL	3- 1	6- 2	12- 0				
13- 0	0- 0	1- 0	HOME	2- 0	3- 0	7- 0				
8- 3	0- 0	0- 0	AWAY	1- 1	2- 2	5- 0				
1- 0	0- 0	0- 0	NEUTRAL	0- 0	1- 0	0- 0				
10- 2	0- 0	0- 0	NON-CONFERENCE	0- 1	6- 1	4- 0				
6- 0	0- 0	0- 0	HOME	0- 0	3- 0	3- 0				
3- 2	0- 0	0- 0	AWAY	0- 1	2- 1	1- 0				
1- 0	0- 0	0- 0	NEUTRAL	0- 0	1- 0	0- 0				
12- 1	0- 0	1- 0	CONFERENCE	3- 0	0- 1	8- 0				
7- 0	0- 0	1- 0	HOME	2- 0	0- 0	4- 0				
5- 1	0- 0	0- 0	AWAY	1- 0	0- 1	4- 0				
0- 0	0- 0	0- 0	NEUTRAL	0- 0	0- 0	0- 0				

RPI 1-25				RPI 26-50				Team's RPI: 26				RPI 51-100				RPI 101+			
RPI	S	Opponent	Score	RPI	S	Opponent	Score	RPI	S	Opponent	Score	RPI	S	Opponent	Score	RPI	S	Opponent	Score
				32	H	Western Ky.	76 65					51	A	Middle Tenn.	67 56	105	A	Auburn	89 77
												52	A	Virginia	53 56	110	A	VCU	49 62
												66	H	Charlotte	54 51	116	H	Campbell	59 44
												82	H	Rice	66 59	119	H	Richmond	73 51
																120	N	Idaho	67 55
																126	A	UAB	65 76
																127	A	William & Mary	69 58
																141	H	Hampton	75 38
																168	H	Mt. St. Mary's	85 34
																193	A	Fla. Atlantic	75 63
																208	H	Southern Miss.	67 50
																219	A	UTEP	77 69
																234	H	Marshall	57 46
																244	H	Louisiana Tech	77 61
																250	H	North Texas	71 66
																262	H	Winthrop	68 44
																297	A	FIU	66 39
																303	A	UTSA	62 43
																313	A	Cal Poly	61 55
																323	H	UMES	48 39
LAST 10 Division I																			
				250	H	North Texas	71 66					208	H	Southern Miss.	67 50				
				82	H	Rice	66 59					193	A	Fla. Atlantic	75 63				
				219	A	UTEP	77 69					297	A	FIU	66 39				
				303	A	UTSA	62 43					234	H	Marshall	57 46				
				244	H	Louisiana Tech	77 61					32	H	Western Ky.	76 65				

Non-Div I Games:

Old Dominion

■ Loss,
 ■ Non-Conf,
 ■ S Site,
 ■ H Home
 ■ A Away
 N Neutral

Average RPI Win:	293	WON-LOST	WINNING	LAST 10	STRENGTH OF	OPP. STRENGTH	TEAM	ADJ.	CONF.	ADJ CONF.
Average RPI Loss:	106	RECORD	PCT. RANK	GAMES	SCHEDULE	OF SCHEDULE	RPI	RPI	RPI	RPI
DIV. I ONLY	7- 18	293	0-10	124	129	281	281	4	4	
DIV. I NON-CONF.	7- 6	161	0	300	351	293	293	5	5	
TOTALS	RPI 1-25	RPI 26-50	W-L RECORDS	RPI 51-100	RPI 101-150	RPI 150+				
7- 18	0- 3	0- 2	OVERALL	0- 3	1- 7	6- 3				
6- 9	0- 1	0- 1	HOME	0- 3	1- 3	5- 1				
0- 8	0- 2	0- 1	AWAY	0- 0	0- 4	0- 1				
1- 1	0- 0	0- 0	NEUTRAL	0- 0	0- 0	1- 1				
7- 6	0- 0	0- 0	NON-CONFERENCE	0- 0	1- 3	6- 3				
6- 3	0- 0	0- 0	HOME	0- 0	1- 2	5- 1				
0- 2	0- 0	0- 0	AWAY	0- 0	0- 1	0- 1				
1- 1	0- 0	0- 0	NEUTRAL	0- 0	0- 0	1- 1				
0- 12	0- 3	0- 2	CONFERENCE	0- 3	0- 4	0- 0				
0- 6	0- 1	0- 1	HOME	0- 3	0- 1	0- 0				
0- 6	0- 2	0- 1	AWAY	0- 0	0- 3	0- 0				
0- 0	0- 0	0- 0	NEUTRAL	0- 0	0- 0	0- 0				

RPI 1-25			RPI 26-50			RPI 51-100			RPI 101+			Team's RPI: 281
RPI	S	Opponent	Score	RPI	S	Opponent	Score	RPI	S	Opponent	Score	
2	H	South Carolina	32 87	28	A	LSU	44 52	54	H	Tennessee	28 84	101 A Vanderbilt 47 63
11	A	Mississippi St.	39 80	39	H	Arkansas	64 108	79	H	Alabama	56 57	105 A Auburn 43 59
14	A	Texas A&M	35 79					80	H	Georgia	51 58	123 H Southeast Mo. St. 53 70
												133 A Florida 72 74
												139 H Missouri 57 71
												144 H Sam Houston St. 75 69
												147 A Texas Tech 48 84
												150 H New Orleans 64 69
												201 H Louisiana 42 53
												208 A Southern Miss. 53 59
												244 H Louisiana Tech 76 53
												290 N Pittsburgh 50 58
												302 H Ga. Southern 69 66
												328 H Alabama St. 93 66
												329 N Alcorn 73 55
												350 H La.-Monroe 66 42
												351 H Mississippi Val. 72 53
LAST 10 Division I												
39	H	Arkansas	64 108	11	A	Mississippi St.	39 80					
133	A	Florida	72 74	105	A	Auburn	43 59					
101	A	Vanderbilt	47 63	139	H	Missouri	57 71					
79	H	Alabama	56 57	28	A	LSU	44 52					
2	H	South Carolina	32 87	54	H	Tennessee	28 84					

Non-Div I Games:

Ole Miss

■ Loss,
■ Non-Conf,
■ S Site,
■ H Home
■ A Away
N Neutral

Average RPI Win: 257	WON-LOST	WINNING	LAST 10	STRENGTH OF	OPP. STRENGTH	TEAM	ADJ.	CONF.	ADJ CONF.
Average RPI Loss: 160	RECORD	PCT. RANK	GAMES	SCHEDULE	OF SCHEDULE	RPI	RPI	RPI	RPI
DIV. I ONLY	4- 19	322	0-10	135	255	311	311	19	19
DIV. I NON-CONF.	3- 8	268	0	133	310	268	268	18	18
TOTALS	RPI 1-25	RPI 26-50	W-L RECORDS	RPI 51-100	RPI 101-150	RPI 150+			
4- 19	0- 0	0- 3	OVERALL	0- 3	0- 3	4- 10			
3- 9	0- 0	0- 2	HOME	0- 2	0- 0	3- 5			
0- 9	0- 0	0- 1	AWAY	0- 1	0- 2	0- 5			
1- 1	0- 0	0- 0	NEUTRAL	0- 0	0- 1	1- 0			
3- 8	0- 0	0- 1	NON-CONFERENCE	0- 1	0- 3	3- 3			
2- 3	0- 0	0- 1	HOME	0- 1	0- 0	2- 1			
0- 4	0- 0	0- 0	AWAY	0- 0	0- 2	0- 2			
1- 1	0- 0	0- 0	NEUTRAL	0- 0	0- 1	1- 0			
1- 11	0- 0	0- 2	CONFERENCE	0- 2	0- 0	1- 7			
1- 6	0- 0	0- 1	HOME	0- 1	0- 0	1- 4			
0- 5	0- 0	0- 1	AWAY	0- 1	0- 0	0- 3			
0- 0	0- 0	0- 0	NEUTRAL	0- 0	0- 0	0- 0			

RPI S	Opponent	Score	RPI S	Opponent	Score	RPI S	Opponent	Score	RPI S	Opponent	Score	Team's RPI: 311
38	A South Dakota	44 77	38	H South Dakota	39 71	70	H UNI	45 81	103	A Kansas St.	48 73	
40	H Creighton	54 67	87	A South Dakota St.	59 69	87	H South Dakota St.	51 68	110	N VCU	66 74	
									115	A Kansas	48 63	
									183	A Northern Ky.	40 57	
									195	H Western Ill.	69 83	
									200	H Cleveland St.	66 79	
									210	A North Dakota	57 63	
									215	A Oral Roberts	57 84	
									215	H Oral Roberts	60 54	
									217	H UMKC	57 53	
									226	A Eastern Ill.	52 65	
									243	H Morgan St.	70 64	
									253	A Denver	60 66	
									253	H Denver	80 86	
									292	H North Dakota St.	65 74	
									332	H Purdue Fort Wayne	57 58	
									351	N Mississippi Val.	78 70	
LAST 10 Division I												
253	H Denver	80 86	332	H Purdue Fort Wayne	57 58							
215	A Oral Roberts	57 84	195	H Western Ill.	69 83							
87	A South Dakota St.	59 69	253	A Denver	60 66							
292	H North Dakota St.	65 74	38	A South Dakota	44 77							
38	H South Dakota	39 71	210	A North Dakota	57 63							

Non-Div I Games: Peru St. 92 58 Graceland (IA) 85 46

Omaha

Loss, Non-Conf, S Site, H Home A Away N Neutral

Oral Roberts

Through Games Of Feb. 19, 2020

Average RPI Win:	246	WON-LOST	WINNING	LAST 10	STRENGTH OF	OPP. STRENGTH	TEAM	ADJ.	CONF.	ADJ CONF.
Average RPI Loss:	136	RECORD	PCT. RANK	GAMES	SCHEDULE	OF SCHEDULE	RPI	RPI	RPI	RPI
DIV. I ONLY	10- 14	229	6-4	192	166	215	215	19	19	
DIV. I NON-CONF.	3- 8	268	0	183	100	267	267	18	18	
TOTALS	RPI 1-25	RPI 26-50	W-L RECORDS	RPI 51-100	RPI 101-150	RPI 150+				
10- 14	0- 0	0- 4	OVERALL	0- 3	1- 2	9- 5				
7- 3	0- 0	0- 1	HOME	0- 1	1- 0	6- 1				
3- 11	0- 0	0- 3	AWAY	0- 2	0- 2	3- 4				
0- 0	0- 0	0- 0	NEUTRAL	0- 0	0- 0	0- 0				
3- 8	0- 0	0- 2	NON-CONFERENCE	0- 1	1- 2	2- 3				
3- 1	0- 0	0- 0	HOME	0- 0	1- 0	2- 1				
0- 7	0- 0	0- 2	AWAY	0- 1	0- 2	0- 2				
0- 0	0- 0	0- 0	NEUTRAL	0- 0	0- 0	0- 0				
7- 6	0- 0	0- 2	CONFERENCE	0- 2	0- 0	7- 2				
4- 2	0- 0	0- 1	HOME	0- 1	0- 0	4- 0				
3- 4	0- 0	0- 1	AWAY	0- 1	0- 0	3- 2				
0- 0	0- 0	0- 0	NEUTRAL	0- 0	0- 0	0- 0				

RPI 1-25			RPI 26-50			RPI 51-100			RPI 101+ Team's RPI: 215		
RPI	S	Opponent	Score	RPI	S	Opponent	Score	RPI	S	Opponent	Score
38	A	South Dakota	56 79	86	A	Nebraska	67 77	103	A	Kansas St.	69 109
38	H	South Dakota	73 77	87	A	South Dakota St.	44 58	112	A	Utah	58 78
39	A	Arkansas	64 96	87	H	South Dakota St.	61 76	144	H	Sam Houston St.	64 41
47	A	Oklahoma St.	44 78					159	H	Wichita St.	79 66
								189	A	Southern Utah	58 72
								195	A	Western Ill.	61 75
								210	A	North Dakota	86 72
								210	H	North Dakota	75 52
								253	H	Denver	84 72
								256	A	Tulsa	65 67
								260	H	Texas St.	63 57
								292	A	North Dakota St.	80 76
								292	H	North Dakota St.	70 62
								311	A	Omaha	54 60
								311	H	Omaha	84 57
								316	H	Houston Baptist	73 74
								332	A	Purdue Fort Wayne	79 73
LAST 10 Division I											
38	H	South Dakota	73 77	253	H	Denver	84 72				
311	H	Omaha	84 57	38	A	South Dakota	56 79				
292	A	North Dakota St.	80 76	195	A	Western Ill.	61 75				
210	A	North Dakota	86 72	332	A	Purdue Fort Wayne	79 73				
87	H	South Dakota St.	61 76	210	H	North Dakota	75 52				

Non-Div I Games: Rogers St. 80 40 Cent. Christian (KS114 60

Oral Roberts

Loss, Non-Conf, S Site, H Home A Away N Neutral

Oregon

Through Games Of Feb. 19, 2020

Average RPI Win:	94	WON-LOST	WINNING	LAST 10	STRENGTH OF	OPP. STRENGTH	TEAM	ADJ.	CONF.	ADJ CONF.
Average RPI Loss:	17	RECORD	PCT. RANK	GAMES	SCHEDULE	OF SCHEDULE	RPI	RPI	RPI	RPI
DIV. I ONLY	24- 2	6	10-0	4	13	1	1	1	1	1
DIV. I NON-CONF.	11- 1	13	1-0	52	32	10	10	1	1	1
TOTALS	RPI 1-25	RPI 26-50	W-L RECORDS	RPI 51-100	RPI 101-150	RPI 150+				
24- 2	7- 1	2- 1	OVERALL	5- 0	7- 0	3- 0				
13- 0	3- 0	1- 0	HOME	2- 0	5- 0	2- 0				
9- 1	4- 0	0- 1	AWAY	3- 0	1- 0	1- 0				
2- 1	0- 1	1- 0	NEUTRAL	0- 0	1- 0	0- 0				
11- 1	1- 1	1- 0	NON-CONFERENCE	2- 0	4- 0	3- 0				
6- 0	0- 0	0- 0	HOME	1- 0	3- 0	2- 0				
3- 0	1- 0	0- 0	AWAY	1- 0	0- 0	1- 0				
2- 1	0- 1	1- 0	NEUTRAL	0- 0	1- 0	0- 0				
13- 1	6- 0	1- 1	CONFERENCE	3- 0	3- 0	0- 0				
7- 0	3- 0	1- 0	HOME	1- 0	2- 0	0- 0				
6- 1	3- 0	0- 1	AWAY	2- 0	1- 0	0- 0				
0- 0	0- 0	0- 0	NEUTRAL	0- 0	0- 0	0- 0				

RPI	S	Opponent	Score	RPI	S	Opponent	Score	RPI	S	Opponent	Score	RPI	S	Opponent	Score
6	N	Louisville	62 72	27	A	Arizona St.	66 72	75	A	Southern California	93 67	103	H	Kansas St.	89 51
7	A	UConn	74 56	27	H	Arizona St.	79 48	78	A	Colorado	101 53	108	N	UT Arlington	91 54
8	A	UCLA	80 66	47	N	Oklahoma St.	89 72	78	H	Colorado	104 46	112	A	Utah	90 63
9	H	Stanford	87 55					84	A	Syracuse	81 64	112	H	Utah	88 51
15	A	Oregon St.	66 57					87	H	South Dakota St.	95 56	125	H	Northeastern	89 47
15	H	Oregon St.	76 64									132	H	California	105 55
24	A	Arizona	71 64									137	H	Texas Southern	99 63
24	H	Arizona	85 52									276	A	Long Beach St.	81 45
												283	H	UC Riverside	84 41
												287	H	Utah St.	109 52
LAST 10 Division I															
75	A	Southern California	93 67	78	A	Colorado	101 53								
8	A	UCLA	80 66	112	A	Utah	90 63								
27	H	Arizona St.	79 48	15	A	Oregon St.	66 57								
24	H	Arizona	85 52	15	H	Oregon St.	76 64								
7	A	UConn	74 56	132	H	California	105 55								

Non-Div I Games:

Oregon

■ Loss,
 ■ Non-Conf, S Site,
 ■ Home
 ■ Away
 N Neutral

Average RPI Win:	122	WON-LOST	WINNING	LAST 10	STRENGTH OF	OPP. STRENGTH	TEAM	ADJ.	CONF.	ADJ CONF.
Average RPI Loss:	21	RECORD	PCT. RANK	GAMES	SCHEDULE	OF SCHEDULE	RPI	RPI	RPI	RPI
DIV. I ONLY	19- 7	50	4-6	3	37	15	15	1	1	
DIV. I NON-CONF.	12- 0	1	0	51	118	5	5	1	1	
TOTALS	RPI 1-25	RPI 26-50	W-L RECORDS	RPI 51-100	RPI 101-150	RPI 150+				
19- 7	3- 5	1- 1	OVERALL	4- 1	5- 0	6- 0				
12- 3	2- 3	1- 0	HOME	1- 0	3- 0	5- 0				
4- 4	1- 2	0- 1	AWAY	2- 1	1- 0	0- 0				
3- 0	0- 0	0- 0	NEUTRAL	1- 0	1- 0	1- 0				
12- 0	2- 0	0- 0	NON-CONFERENCE	2- 0	2- 0	6- 0				
8- 0	2- 0	0- 0	HOME	0- 0	1- 0	5- 0				
1- 0	0- 0	0- 0	AWAY	1- 0	0- 0	0- 0				
3- 0	0- 0	0- 0	NEUTRAL	1- 0	1- 0	1- 0				
7- 7	1- 5	1- 1	CONFERENCE	2- 1	3- 0	0- 0				
4- 3	0- 3	1- 0	HOME	1- 0	2- 0	0- 0				
3- 4	1- 2	0- 1	AWAY	1- 1	1- 0	0- 0				
0- 0	0- 0	0- 0	NEUTRAL	0- 0	0- 0	0- 0				

RPI	S	Opponent	Score	RPI	S	Opponent	Score	RPI	S	Opponent	Score	RPI	S	Opponent	Score
1	A	Oregon	64 76	27	A	Arizona St.	47 55	69	N	BYU	65 34	106	N	Liberty	68 55
1	H	Oregon	57 66	27	H	Arizona St.	64 62	75	A	Southern California	66 72	112	A	Utah	77 65
5	H	Missouri St.	80 69					78	A	Colorado	79 52	112	H	Utah	77 48
8	A	UCLA	74 83					78	H	Colorado	72 60	118	H	Pacific	69 57
9	H	Stanford	58 61					90	A	Miami (FL)	75 53	132	H	California	81 44
20	H	DePaul	98 77									169	N	Northern Ariz.	91 57
24	A	Arizona	63 61									178	H	Hawaii	64 32
24	H	Arizona	58 65									189	H	Southern Utah	95 45
												227	H	CSU Bakersfield	69 50
												287	H	Utah St.	75 46
												304	H	UC Irvine	86 57
LAST 10 Division I															
8	A	UCLA	74 83	78	A	Colorado	79 52	1	H	Oregon	57 66				
75	A	Southern California	66 72	1	A	Oregon	64 76	9	H	Stanford	58 61				
24	H	Arizona	58 65	132	H	California	81 44								
27	H	Arizona St.	64 62												
112	A	Utah	77 65												

Non-Div I Games:

Oregon St.

■ Loss,
■ Non-Conf, S Site,
■ Home
■ Away
N Neutral

Average RPI Win: 223	WON-LOST	WINNING	LAST 10	STRENGTH OF	OPP. STRENGTH	TEAM	ADJ.	CONF.	ADJ CONF.
Average RPI Loss: 99	RECORD	PCT. RANK	GAMES	SCHEDULE	OF SCHEDULE	RPI	RPI	RPI	RPI
DIV. I ONLY	14- 12	159	3-7	120	113	118	118	11	11
DIV. I NON-CONF.	7- 4	100	0	195	158	104	104	11	11
TOTALS	RPI 1-25	RPI 26-50	W-L RECORDS	RPI 51-100	RPI 101-150	RPI 150+			
14- 12	0- 4	1- 0	OVERALL	0- 2	2- 2	11- 4			
7- 3	0- 1	0- 0	HOME	0- 1	1- 1	6- 0			
6- 8	0- 3	1- 0	AWAY	0- 1	1- 1	4- 3			
1- 1	0- 0	0- 0	NEUTRAL	0- 0	0- 0	1- 1			
7- 4	0- 2	1- 0	NON-CONFERENCE	0- 0	0- 0	6- 2			
4- 0	0- 0	0- 0	HOME	0- 0	0- 0	4- 0			
2- 3	0- 2	1- 0	AWAY	0- 0	0- 0	1- 1			
1- 1	0- 0	0- 0	NEUTRAL	0- 0	0- 0	1- 1			
7- 8	0- 2	0- 0	CONFERENCE	0- 2	2- 2	5- 2			
3- 3	0- 1	0- 0	HOME	0- 1	1- 1	2- 0			
4- 5	0- 1	0- 0	AWAY	0- 1	1- 1	3- 2			
0- 0	0- 0	0- 0	NEUTRAL	0- 0	0- 0	0- 0			

RPI	S	Opponent	Score	RPI	S	Opponent	Score	RPI	S	Opponent	Score	RPI	S	Opponent	Score	Team's RPI: 118
8	A	UCLA	57 68	49	A	Drexel	58 51	69	A	BYU	54 65	109	A	San Diego	61 66	
13	A	Gonzaga	67 68					69	H	BYU	66 76	109	H	San Diego	64 66	
13	H	Gonzaga	65 83									143	A	Portland	77 73	
15	A	Oregon St.	57 69									143	H	Portland	77 70	
												154	A	Saint Mary's (CA)	68 66	
												158	N	Toledo	65 66	
												190	A	Pepperdine	54 59	
												190	H	Pepperdine	64 63	
												203	A	Santa Clara	65 75	
												217	H	UMKC	89 60	
												227	A	CSU Bakersfield	70 80	
												228	H	SMU	77 49	
												235	A	San Francisco	84 61	
												267	A	UC Santa Barbara	63 53	
												277	H	Indiana St.	83 66	
												293	A	LMU (CA)	87 70	
												293	H	LMU (CA)	76 67	
												305	N	St. Francis Brooklyn	71 62	
												321	H	Weber St.	76 53	
LAST 10 Division I																
69	A	BYU	54 65	190	A	Pepperdine	54 59									
109	A	San Diego	61 66	154	A	Saint Mary's (CA)	68 66									
143	H	Portland	77 70	109	H	San Diego	64 66									
13	H	Gonzaga	65 83	69	H	BYU	66 76									
293	A	LMU (CA)	87 70	13	A	Gonzaga	67 68									

Non-Div I Games:

Pacific

■ Loss,
 ■ Non-Conf, S Site,
 ■ Home
 ■ Away
 N Neutral

Average RPI Win:	199	WON-LOST	WINNING	LAST 10	STRENGTH OF	OPP. STRENGTH	TEAM	ADJ.	CONF.	ADJ CONF.
Average RPI Loss:	64	RECORD	PCT. RANK	GAMES	SCHEDULE	OF SCHEDULE	RPI	RPI	RPI	RPI
DIV. I ONLY	14- 5	49	6-4	177	103	59	59	8	8	
DIV. I NON-CONF.	9- 3	63	1-2	287	102	97	97	8	8	
TOTALS	RPI 1-25	RPI 26-50	W-L RECORDS	RPI 51-100	RPI 101-150	RPI 150+				
14- 5	0- 1	1- 1	OVERALL	1- 3	1- 0	11- 0				
7- 1	0- 1	1- 0	HOME	0- 0	1- 0	5- 0				
7- 4	0- 0	0- 1	AWAY	1- 3	0- 0	6- 0				
0- 0	0- 0	0- 0	NEUTRAL	0- 0	0- 0	0- 0				
9- 3	0- 0	1- 1	NON-CONFERENCE	0- 2	0- 0	8- 0				
5- 0	0- 0	1- 0	HOME	0- 0	0- 0	4- 0				
4- 3	0- 0	0- 1	AWAY	0- 2	0- 0	4- 0				
0- 0	0- 0	0- 0	NEUTRAL	0- 0	0- 0	0- 0				
5- 2	0- 1	0- 0	CONFERENCE	1- 1	1- 0	3- 0				
2- 1	0- 1	0- 0	HOME	0- 0	1- 0	1- 0				
3- 1	0- 0	0- 0	AWAY	1- 1	0- 0	2- 0				
0- 0	0- 0	0- 0	NEUTRAL	0- 0	0- 0	0- 0				

RPI 1-25				RPI 26-50				RPI 51-100				RPI 101+			
RPI	S	Opponent	Score	RPI	S	Opponent	Score	RPI	S	Opponent	Score	RPI	S	Opponent	Score
16	H	Princeton	55 75	31	A	Duke	50 66	55	A	Yale	53 51	146	H	Columbia	86 84
				49	H	Drexel	53 49	73	A	Temple	72 76	165	H	Cornell	63 41
								99	A	Villanova	58 70	171	A	Dartmouth	66 33
								100	A	Harvard	51 58	178	A	Hawaii	70 55
												192	A	La Salle	65 49
												212	H	Stetson	81 41
												216	A	Saint Joseph's	55 45
												218	A	Brown	85 73
												229	H	Iona	74 42
												275	H	Siena	92 44
												331	A	NJIT	85 51
												347	H	Hartford	74 46
LAST 10 Division I															
				55	A	Yale	53 51	100	A	Harvard	51 58				
				218	A	Brown	85 73	73	A	Temple	72 76				
				165	H	Cornell	63 41	99	A	Villanova	58 70				
				146	H	Columbia	86 84	16	H	Princeton	55 75				
				171	A	Dartmouth	66 33	178	A	Hawaii	70 55				

Non-Div I Games: Chaminade 90 39

Penn

Average RPI Win:	213	WON-LOST	WINNING	LAST 10	STRENGTH OF	OPP. STRENGTH	TEAM	ADJ.	CONF.	ADJ CONF.
Average RPI Loss:	81	RECORD	PCT. RANK	GAMES	SCHEDULE	OF SCHEDULE	RPI	RPI	RPI	RPI
DIV. I ONLY	7- 19	300	0-10	44	54	209	209	2	2	
DIV. I NON-CONF.	6- 5	151	0	230	257	218	218	2	2	
TOTALS	RPI 1-25	RPI 26-50	W-L RECORDS	RPI 51-100	RPI 101-150	RPI 150+				
7- 19	0- 7	0- 4	OVERALL	2- 3	0- 1	5- 4				
5- 10	0- 4	0- 1	HOME	2- 2	0- 0	3- 3				
1- 8	0- 3	0- 3	AWAY	0- 1	0- 1	1- 0				
1- 1	0- 0	0- 0	NEUTRAL	0- 0	0- 0	1- 1				
6- 5	0- 1	0- 0	NON-CONFERENCE	1- 1	0- 0	5- 3				
4- 3	0- 0	0- 0	HOME	1- 1	0- 0	3- 2				
1- 1	0- 1	0- 0	AWAY	0- 0	0- 0	1- 0				
1- 1	0- 0	0- 0	NEUTRAL	0- 0	0- 0	1- 1				
1- 14	0- 6	0- 4	CONFERENCE	1- 2	0- 1	0- 1				
1- 7	0- 4	0- 1	HOME	1- 1	0- 0	0- 1				
0- 7	0- 2	0- 3	AWAY	0- 1	0- 1	0- 0				
0- 0	0- 0	0- 0	NEUTRAL	0- 0	0- 0	0- 0				

RPI S	Opponent	Score	RPI S	Opponent	Score	RPI S	Opponent	Score	RPI S	Opponent	Score	Team's RPI: 209
3	H Maryland	69 106	35	A Michigan	48 82	72	H Minnesota	74 81	136	A Wisconsin	65 71	
10	A Northwestern	59 85	37	A Purdue	68 81	86	A Nebraska	58 75	170	A Towson	73 67	
10	H Northwestern	59 82	46	A Rutgers	39 72	92	H Michigan St.	86 73	179	H Illinois	66 70	
12	H Iowa	66 77	46	H Rutgers	57 62	94	H Fordham	72 59	192	H La Salle	67 69	
16	A Princeton	55 72				98	H Rider	70 78	224	H Clemson	68 55	
19	H Indiana	60 76							240	H George Mason	68 78	
22	A Ohio St.	70 80							276	N Long Beach St.	56 64	
									290	H Pittsburgh	78 73	
									310	H Sacred Heart	88 65	
									312	N N.C. Central	92 68	
LAST 10 Division I												
3	H Maryland	69 106	12	H Iowa	66 77							
86	A Nebraska	58 75	37	A Purdue	68 81							
179	H Illinois	66 70	19	H Indiana	60 76							
46	A Rutgers	39 72	10	A Northwestern	59 85							
10	H Northwestern	59 82	46	H Rutgers	57 62							

Non-Div I Games:

Penn St.

■ Loss,
■ Non-Conf,
■ S Site,
■ H Home
■ A Away
N Neutral

Pepperdine

Through Games Of Feb. 19, 2020

Average RPI Win:	221	WON-LOST	WINNING	LAST 10	STRENGTH OF	OPP. STRENGTH	TEAM	ADJ.	CONF.	ADJ CONF.
Average RPI Loss:	138	RECORD	PCT. RANK	GAMES	SCHEDULE	OF SCHEDULE	RPI	RPI	RPI	RPI
DIV. I ONLY	12- 10	150	7-3	268	106	190	190	11	11	
DIV. I NON-CONF.	4- 4	164	0	306	185	240	240	11	11	
TOTALS	RPI 1-25	RPI 26-50	W-L RECORDS	RPI 51-100	RPI 101-150	RPI 150+				
12- 10	0- 1	0- 0	OVERALL	0- 2	2- 3	10- 4				
7- 4	0- 0	0- 0	HOME	0- 1	2- 0	5- 3				
5- 6	0- 1	0- 0	AWAY	0- 1	0- 3	5- 1				
0- 0	0- 0	0- 0	NEUTRAL	0- 0	0- 0	0- 0				
4- 4	0- 0	0- 0	NON-CONFERENCE	0- 1	0- 1	4- 2				
2- 2	0- 0	0- 0	HOME	0- 0	0- 0	2- 2				
2- 2	0- 0	0- 0	AWAY	0- 1	0- 1	2- 0				
0- 0	0- 0	0- 0	NEUTRAL	0- 0	0- 0	0- 0				
8- 6	0- 1	0- 0	CONFERENCE	0- 1	2- 2	6- 2				
5- 2	0- 0	0- 0	HOME	0- 1	2- 0	3- 1				
3- 4	0- 1	0- 0	AWAY	0- 0	0- 2	3- 1				
0- 0	0- 0	0- 0	NEUTRAL	0- 0	0- 0	0- 0				

RPI 1-25				RPI 26-50				RPI 51-100				RPI 101+ Team's RPI: 190			
RPI	S	Opponent	Score	RPI	S	Opponent	Score	RPI	S	Opponent	Score	RPI	S	Opponent	Score
13	A	Gonzaga	36 70					69	H	BYU	47 65	107	A	Boise St.	74 76
								97	A	Washington St.	48 85	109	H	San Diego	73 57
												118	A	Pacific	63 64
												118	H	Pacific	59 54
												143	A	Portland	67 69
												154	A	Saint Mary's (CA)	78 85
												154	H	Saint Mary's (CA)	73 64
												161	H	UC Davis	70 67
												178	H	Hawaii	51 52
												203	A	Santa Clara	79 61
												203	H	Santa Clara	79 71
												205	H	UNLV	44 69
												235	A	San Francisco	70 64
												235	H	San Francisco	82 70
												293	A	LMU (CA)	77 66
												293	H	LMU (CA)	77 84
												306	A	Eastern Wash.	53 52
												313	H	Cal Poly	63 53
												317	A	New Mexico St.	72 69
LAST 10 Division I															
293	A	LMU (CA)	77 66	143	A	Portland	67 69								
203	A	Santa Clara	79 61	13	A	Gonzaga	36 70								
235	A	San Francisco	70 64	293	H	LMU (CA)	77 84								
154	H	Saint Mary's (CA)	73 64	235	H	San Francisco	82 70								
118	H	Pacific	59 54	203	H	Santa Clara	79 71								

Non-Div I Games: Concordia (CA) 76 57 Cal St. L.A. 79 56

Pepperdine

Loss, Non-Conf, S Site, H Home A Away N Neutral

Average RPI Win:	267	WON-LOST	WINNING	LAST 10	STRENGTH OF	OPP. STRENGTH	TEAM	ADJ.	CONF.	ADJ CONF.
Average RPI Loss:	93	RECORD	PCT. RANK	GAMES	SCHEDULE	OF SCHEDULE	RPI	RPI	RPI	RPI
DIV. I ONLY	4- 21	323	1-9	101	73	290	290	5	5	
DIV. I NON-CONF.	3- 8	268	0	224	219	307	307	4	4	
TOTALS	RPI 1-25	RPI 26-50	W-L RECORDS	RPI 51-100	RPI 101-150	RPI 150+				
4- 21	0- 3	0- 4	OVERALL	0- 6	1- 4	3- 4				
3- 11	0- 2	0- 1	HOME	0- 4	1- 2	2- 2				
0- 9	0- 1	0- 2	AWAY	0- 2	0- 2	0- 2				
1- 1	0- 0	0- 1	NEUTRAL	0- 0	0- 0	1- 0				
3- 8	0- 0	0- 2	NON-CONFERENCE	0- 2	0- 1	3- 3				
2- 4	0- 0	0- 0	HOME	0- 1	0- 1	2- 2				
0- 3	0- 0	0- 1	AWAY	0- 1	0- 0	0- 1				
1- 1	0- 0	0- 1	NEUTRAL	0- 0	0- 0	1- 0				
1- 13	0- 3	0- 2	CONFERENCE	0- 4	1- 3	0- 1				
1- 7	0- 2	0- 1	HOME	0- 3	1- 1	0- 0				
0- 6	0- 1	0- 1	AWAY	0- 1	0- 2	0- 1				
0- 0	0- 0	0- 0	NEUTRAL	0- 0	0- 0	0- 0				

RPI 1-25				RPI 26-50				RPI 51-100				RPI 101+				Team's RPI: 290	
RPI	S	Opponent	Score	RPI	S	Opponent	Score	RPI	S	Opponent	Score	RPI	S	Opponent	Score		
6	A	Louisville	49 83	30	A	Virginia Tech	56 68	58	H	Stony Brook	56 59	104	A	North Carolina	62 70		
21	H	NC State	44 88	31	H	Duke	56 73	68	H	Boston College	70 79	113	A	Notre Dame	52 74		
25	H	Florida St.	41 66	41	A	UCF	58 74	74	H	Georgia Tech	48 77	113	H	Notre Dame	52 60		
				45	N	Ohio	50 72	76	A	Cincinnati	53 69	114	H	Duquesne	62 81		
								84	A	Syracuse	53 71	121	H	Wake Forest	53 48		
								84	H	Syracuse	51 69	186	H	Miami (OH)	71 80		
												209	A	Penn St.	73 78		
												224	A	Clemson	67 75		
												248	H	Georgetown	56 66		
												281	N	Ole Miss	58 50		
												319	H	Fairleigh Dickinson	69 60		
												348	H	Central Conn. St.	81 73		
LAST 10 Division I																	
				84	A	Syracuse	53 71	121	H	Wake Forest	53 48						
				31	H	Duke	56 73	6	A	Louisville	49 83						
				113	A	Notre Dame	52 74	21	H	NC State	44 88						
				74	H	Georgia Tech	48 77	84	H	Syracuse	51 69						
				25	H	Florida St.	41 66	224	A	Clemson	67 75						

Non-Div I Games:

Pittsburgh

■ Loss,
 ■ Non-Conf,
 ■ S Site,
 ■ Home
 ■ A Away
 N Neutral

Average RPI Win:	209	WON-LOST	WINNING	LAST 10	STRENGTH OF	OPP. STRENGTH	TEAM	ADJ.	CONF.	ADJ CONF.
Average RPI Loss:	131	RECORD	PCT. RANK	GAMES	SCHEDULE	OF SCHEDULE	RPI	RPI	RPI	RPI
DIV. I ONLY	14- 10	122	7-3	184	146	143	143	11	11	
DIV. I NON-CONF.	5- 4	140	0	237	330	206	206	11	11	
TOTALS	RPI 1-25	RPI 26-50	W-L RECORDS	RPI 51-100	RPI 101-150	RPI 150+				
14- 10	0- 1	0- 0	OVERALL	2- 1	0- 6	12- 2				
7- 6	0- 0	0- 0	HOME	1- 1	0- 4	6- 1				
7- 4	0- 1	0- 0	AWAY	1- 0	0- 2	6- 1				
0- 0	0- 0	0- 0	NEUTRAL	0- 0	0- 0	0- 0				
5- 4	0- 0	0- 0	NON-CONFERENCE	1- 0	0- 2	4- 2				
2- 3	0- 0	0- 0	HOME	1- 0	0- 2	1- 1				
3- 1	0- 0	0- 0	AWAY	0- 0	0- 0	3- 1				
0- 0	0- 0	0- 0	NEUTRAL	0- 0	0- 0	0- 0				
9- 6	0- 1	0- 0	CONFERENCE	1- 1	0- 4	8- 0				
5- 3	0- 0	0- 0	HOME	0- 1	0- 2	5- 0				
4- 3	0- 1	0- 0	AWAY	1- 0	0- 2	3- 0				
0- 0	0- 0	0- 0	NEUTRAL	0- 0	0- 0	0- 0				

RPI 1-25				RPI 26-50				RPI 51-100				RPI 101+ Team's RPI: 143			
RPI	S	Opponent	Score	RPI	S	Opponent	Score	RPI	S	Opponent	Score	RPI	S	Opponent	Score
13	A	Gonzaga	57 62					69	A	BYU	57 48	109	A	San Diego	55 74
								69	H	BYU	54 66	109	H	San Diego	58 62
								77	H	Fresno St.	75 64	118	A	Pacific	70 77
												118	H	Pacific	73 77
												124	H	Abilene Christian	69 76
												130	H	Loyola Chicago	64 78
												154	A	Saint Mary's (CA)	72 53
												154	H	Saint Mary's (CA)	78 65
												190	H	Pepperdine	69 67
												203	A	Santa Clara	80 77
												203	H	Santa Clara	84 62
												221	H	Portland St.	71 77
												222	H	Grand Canyon	73 41
												235	A	San Francisco	73 66
												235	H	San Francisco	69 49
												287	A	Utah St.	70 64
												288	A	Air Force	72 56
												293	H	LMU (CA)	74 49
												299	A	CSUN	64 73
												321	A	Weber St.	78 59
LAST 10 Division I															
235	H	San Francisco	69 49	69	H	BYU	54 66	190	H	Pepperdine	69 67				
203	H	Santa Clara	84 62	293	H	LMU (CA)	74 49	203	A	Santa Clara	80 77				
118	A	Pacific	70 77	203	A	San Francisco	73 66								
154	A	Saint Mary's (CA)	72 53												
109	H	San Diego	58 62												

Non-Div I Games: Warner Pacific 78 36 Willamette 82 42

Portland

Loss, Non-Conf, S Site, H Home A Away N Neutral

Average RPI Win:	213	WON-LOST	WINNING	LAST 10	STRENGTH OF	OPP. STRENGTH	TEAM	ADJ.	CONF.	ADJ CONF.
Average RPI Loss:	191	RECORD	PCT. RANK	GAMES	SCHEDULE	OF SCHEDULE	RPI	RPI	RPI	RPI
DIV. I ONLY	11- 13	198	4-6	213	267	221	221	18	18	
DIV. I NON-CONF.	5- 4	140	0	114	329	115	115	17	17	
TOTALS	RPI 1-25	RPI 26-50	W-L RECORDS	RPI 51-100	RPI 101-150	RPI 150+				
11- 13	0- 0	0- 0	OVERALL	0- 2	2- 2	9- 9				
6- 5	0- 0	0- 0	HOME	0- 2	1- 0	5- 3				
5- 7	0- 0	0- 0	AWAY	0- 0	1- 2	4- 5				
0- 1	0- 0	0- 0	NEUTRAL	0- 0	0- 0	0- 1				
5- 4	0- 0	0- 0	NON-CONFERENCE	0- 1	1- 1	4- 2				
2- 1	0- 0	0- 0	HOME	0- 1	0- 0	2- 0				
3- 2	0- 0	0- 0	AWAY	0- 0	1- 1	2- 1				
0- 1	0- 0	0- 0	NEUTRAL	0- 0	0- 0	0- 1				
6- 9	0- 0	0- 0	CONFERENCE	0- 1	1- 1	5- 7				
4- 4	0- 0	0- 0	HOME	0- 1	1- 0	3- 3				
2- 5	0- 0	0- 0	AWAY	0- 0	0- 1	2- 4				
0- 0	0- 0	0- 0	NEUTRAL	0- 0	0- 0	0- 0				

RPI 1-25				RPI 26-50				RPI 51-100				RPI 101+ Team's RPI: 221			
RPI	S	Opponent	Score	RPI	S	Opponent	Score	RPI	S	Opponent	Score	RPI	S	Opponent	Score
								54	H	Tennessee	61 88	107	A	Boise St.	57 82
								89	H	Montana St.	62 73	120	A	Idaho	52 65
												120	H	Idaho	74 53
												143	A	Portland	77 71
												161	A	UC Davis	76 70
												169	H	Northern Ariz.	66 54
												174	A	Montana	55 62
												174	H	Montana	78 65
												180	A	Idaho St.	69 64
												189	A	Southern Utah	58 71
												189	H	Southern Utah	72 81
												217	A	UMKC	69 87
												220	A	Northern Colo.	58 77
												220	H	Northern Colo.	51 78
												222	H	Grand Canyon	69 46
												241	H	Nevada	80 75
												298	H	Sacramento St.	70 73
												304	A	UC Irvine	70 61
												304	N	UC Irvine	75 83
												306	A	Eastern Wash.	75 79
												306	H	Eastern Wash.	75 58
												321	A	Weber St.	76 57
LAST 10 Division I															
				120	A	Idaho	52 65					169	H	Northern Ariz.	66 54
				306	A	Eastern Wash.	75 79					298	H	Sacramento St.	70 73
				220	H	Northern Colo.	51 78					321	A	Weber St.	76 57
				189	H	Southern Utah	72 81					180	A	Idaho St.	69 64
				174	A	Montana	55 62					174	H	Montana	78 65

Non-Div I Games: Multnomah 104 48

Portland St.

Average RPI Win:	284	WON-LOST	WINNING	LAST 10	STRENGTH OF	OPP. STRENGTH	TEAM	ADJ.	CONF.	ADJ CONF.
Average RPI Loss:	143	RECORD	PCT. RANK	GAMES	SCHEDULE	OF SCHEDULE	RPI	RPI	RPI	RPI
DIV. I ONLY	7- 14	265	7-3	235	273	284	284	32	32	
DIV. I NON-CONF.	0- 9	338	0	43	17	273	273	31	31	
TOTALS	RPI 1-25	RPI 26-50	W-L RECORDS	RPI 51-100	RPI 101-150	RPI 150+				
7- 14	0- 2	0- 0	OVERALL	0- 3	2- 5	5- 4				
5- 3	0- 0	0- 0	HOME	0- 0	2- 1	3- 2				
2- 9	0- 2	0- 0	AWAY	0- 2	0- 4	2- 1				
0- 2	0- 0	0- 0	NEUTRAL	0- 1	0- 0	0- 1				
0- 9	0- 2	0- 0	NON-CONFERENCE	0- 3	0- 3	0- 1				
0- 1	0- 0	0- 0	HOME	0- 0	0- 1	0- 0				
0- 6	0- 2	0- 0	AWAY	0- 2	0- 2	0- 0				
0- 2	0- 0	0- 0	NEUTRAL	0- 1	0- 0	0- 1				
7- 5	0- 0	0- 0	CONFERENCE	0- 0	2- 2	5- 3				
5- 2	0- 0	0- 0	HOME	0- 0	2- 0	3- 2				
2- 3	0- 0	0- 0	AWAY	0- 0	0- 2	2- 1				
0- 0	0- 0	0- 0	NEUTRAL	0- 0	0- 0	0- 0				

RPI 1-25				RPI 26-50				RPI 51-100				RPI 101+ Team's RPI: 284			
RPI	S	Opponent	Score	RPI	S	Opponent	Score	RPI	S	Opponent	Score	RPI	S	Opponent	Score
14	A	Texas A&M	38 80					57	A	Oklahoma	48 94	133	H	Florida	44 51
24	A	Arizona	48 83					82	A	Rice	55 77	136	A	Wisconsin	42 68
								96	N	A&M-Corpus Christi	52 64	137	A	Texas Southern	65 88
												137	H	Texas Southern	50 47
												145	A	Jackson St.	49 53
												145	H	Jackson St.	62 52
												147	A	Texas Tech	48 82
												186	N	Miami (OH)	52 65
												255	H	Southern U.	48 68
												263	A	Alabama A&M	44 54
												328	A	Alabama St.	62 59
												329	H	Alcorn	63 68
												339	H	Ark.-Pine Bluff	61 51
												345	A	Grambling	67 54
												345	H	Grambling	65 58
												351	H	Mississippi Val.	81 47
LAST 10 Division I															
145	H	Jackson St.	62 52	351	H	Mississippi Val.	81 47								
345	H	Grambling	65 58	339	H	Ark.-Pine Bluff	61 51								
137	H	Texas Southern	50 47	145	A	Jackson St.	49 53								
263	A	Alabama A&M	44 54	345	A	Grambling	67 54								
328	A	Alabama St.	62 59	137	A	Texas Southern	65 88								

Non-Div I Games: Huston-Tillotson 79 60 Wiley 75 42 Tex. A&M-Kingsville 85 55

Presbyterian

Through Games Of Feb. 19, 2020

Average RPI Win:	288	WON-LOST	WINNING	LAST 10	STRENGTH OF	OPP. STRENGTH	TEAM	ADJ.	CONF.	ADJ CONF.
Average RPI Loss:	207	RECORD	PCT. RANK	GAMES	SCHEDULE	OF SCHEDULE	RPI	RPI	RPI	RPI
DIV. I ONLY	8- 15	258	5-5	321	326	307	307	25	25	
DIV. I NON-CONF.	2- 5	259	0	323	268	311	311	28	28	
TOTALS	RPI 1-25	RPI 26-50	W-L RECORDS	RPI 51-100	RPI 101-150	RPI 150+				
8- 15	0- 0	0- 0	OVERALL	0- 1	0- 3	8- 11				
4- 6	0- 0	0- 0	HOME	0- 0	0- 2	4- 4				
4- 9	0- 0	0- 0	AWAY	0- 1	0- 1	4- 7				
0- 0	0- 0	0- 0	NEUTRAL	0- 0	0- 0	0- 0				
2- 5	0- 0	0- 0	NON-CONFERENCE	0- 1	0- 1	2- 3				
1- 1	0- 0	0- 0	HOME	0- 0	0- 0	1- 1				
1- 4	0- 0	0- 0	AWAY	0- 1	0- 1	1- 2				
0- 0	0- 0	0- 0	NEUTRAL	0- 0	0- 0	0- 0				
6- 10	0- 0	0- 0	CONFERENCE	0- 0	0- 2	6- 8				
3- 5	0- 0	0- 0	HOME	0- 0	0- 2	3- 3				
3- 5	0- 0	0- 0	AWAY	0- 0	0- 0	3- 5				
0- 0	0- 0	0- 0	NEUTRAL	0- 0	0- 0	0- 0				

RPI 1-25			RPI 26-50			RPI 51-100			RPI 101+			Team's RPI: 307
RPI	S	Opponent	Score	RPI	S	Opponent	Score	RPI	S	Opponent	Score	
						56 A West Virginia	40 56			116 H Campbell	47 53	
										133 A Florida	46 60	
										141 H Hampton	42 71	
										179 A Illinois	52 71	
										188 A Radford	42 54	
										188 H Radford	39 65	
										206 A Gardner-Webb	56 53	
										206 H Gardner-Webb	64 49	
										207 A High Point	55 60	
										245 A UNC Asheville	39 54	
										245 H UNC Asheville	48 64	
										252 H Col. of Charleston	58 54	
										262 A Winthrop	54 61	
										268 H UNCW	60 70	
										271 A Longwood	82 77	
										271 H Longwood	60 71	
										282 A Wofford	60 67	
										330 A USC Upstate	60 70	
										330 H USC Upstate	55 42	
										344 A Charleston So.	67 46	
										344 H Charleston So.	76 53	
										349 A South Carolina St.	70 49	
LAST 10 Division I												
						206 H Gardner-Webb	64 49			188 H Radford	39 65	
						344 H Charleston So.	76 53			344 A Charleston So.	67 46	
						245 H UNC Asheville	48 64			330 H USC Upstate	55 42	
						271 A Longwood	82 77			207 A High Point	55 60	
						330 A USC Upstate	60 70			116 H Campbell	47 53	

Non-Div I Games: William Peace 72 35 Brevard 74 45

Presbyterian

Loss, Non-Conf, S Site, H Home A Away N Neutral

Average RPI Win:	155	WON-LOST	WINNING	LAST 10	STRENGTH OF	OPP. STRENGTH	TEAM	ADJ.	CONF.	ADJ CONF.
Average RPI Loss:	12	RECORD	PCT. RANK	GAMES	SCHEDULE	OF SCHEDULE	RPI	RPI	RPI	RPI
DIV. I ONLY	19- 1	4	10-0	93	101	16	16	8	8	
DIV. I NON-CONF.	12- 1	10	3-0	150	78	21	21	8	8	
TOTALS	RPI 1-25	RPI 26-50	W-L RECORDS	RPI 51-100	RPI 101-150	RPI 150+				
19- 1	0- 1	1- 0	OVERALL	7- 0	2- 0	9- 0				
9- 0	0- 0	1- 0	HOME	1- 0	1- 0	6- 0				
10- 1	0- 1	0- 0	AWAY	6- 0	1- 0	3- 0				
0- 0	0- 0	0- 0	NEUTRAL	0- 0	0- 0	0- 0				
12- 1	0- 1	1- 0	NON-CONFERENCE	4- 0	1- 0	6- 0				
7- 0	0- 0	1- 0	HOME	1- 0	0- 0	5- 0				
5- 1	0- 1	0- 0	AWAY	3- 0	1- 0	1- 0				
0- 0	0- 0	0- 0	NEUTRAL	0- 0	0- 0	0- 0				
7- 0	0- 0	0- 0	CONFERENCE	3- 0	1- 0	3- 0				
2- 0	0- 0	0- 0	HOME	0- 0	1- 0	1- 0				
5- 0	0- 0	0- 0	AWAY	3- 0	0- 0	2- 0				
0- 0	0- 0	0- 0	NEUTRAL	0- 0	0- 0	0- 0				

RPI S	Opponent	Score	RPI S	Opponent	Score	RPI S	Opponent	Score	RPI S	Opponent	Score
12	A Iowa	75 77	29	H FGCU	67 53	55	A Yale	55 39	139	A Missouri	68 33
						59	A Penn	75 55	146	H Columbia	77 55
						64	A Marist	62 50	151	A George Washington	75 50
						65	A Seton Hall	78 76	165	H Cornell	60 29
						88	A Saint Louis	66 50	171	A Dartmouth	66 34
						98	H Rider	80 47	209	H Penn St.	72 55
						100	A Harvard	60 46	218	A Brown	85 48
									264	H New Hampshire	77 37
									279	H Monmouth	52 40
									305	H St. Francis Brooklyn	76 44
									347	H Hartford	73 42
LAST 10 Division I											
218	A Brown	85 48	171	A Dartmouth	66 34						
55	A Yale	55 39	59	A Penn	75 55						
146	H Columbia	77 55	264	H New Hampshire	77 37						
165	H Cornell	60 29	88	A Saint Louis	66 50						
100	A Harvard	60 46	139	A Missouri	68 33						

Non-Div I Games:

Princeton

■ Loss,
 ■ Non-Conf, S Site,
 ■ Home
 ■ Away
 N Neutral

Average RPI Win:	208	WON-LOST	WINNING	LAST 10	STRENGTH OF	OPP. STRENGTH	TEAM	ADJ.	CONF.	ADJ CONF.
Average RPI Loss:	76	RECORD	PCT. RANK	GAMES	SCHEDULE	OF SCHEDULE	RPI	RPI	RPI	RPI
DIV. I ONLY	11- 15	220	2-8	103	82	140	140	6	6	
DIV. I NON-CONF.	9- 3	63	0	242	228	85	85	6	6	
TOTALS	RPI 1-25	RPI 26-50	W-L RECORDS	RPI 51-100	RPI 101-150	RPI 150+				
11- 15	0- 2	0- 4	OVERALL	2- 7	2- 0	7- 2				
4- 5	0- 1	0- 2	HOME	2- 2	0- 0	2- 0				
5- 9	0- 1	0- 2	AWAY	0- 4	2- 0	3- 2				
2- 1	0- 0	0- 0	NEUTRAL	0- 1	0- 0	2- 0				
9- 3	0- 0	0- 0	NON-CONFERENCE	1- 2	2- 0	6- 1				
2- 0	0- 0	0- 0	HOME	1- 0	0- 0	1- 0				
5- 2	0- 0	0- 0	AWAY	0- 1	2- 0	3- 1				
2- 1	0- 0	0- 0	NEUTRAL	0- 1	0- 0	2- 0				
2- 12	0- 2	0- 4	CONFERENCE	1- 5	0- 0	1- 1				
2- 5	0- 1	0- 2	HOME	1- 2	0- 0	1- 0				
0- 7	0- 1	0- 2	AWAY	0- 3	0- 0	0- 1				
0- 0	0- 0	0- 0	NEUTRAL	0- 0	0- 0	0- 0				

RPI 1-25				RPI 26-50				RPI 51-100				RPI 101+ Team's RPI: 140			
RPI	S	Opponent	Score	RPI	S	Opponent	Score	RPI	S	Opponent	Score	RPI	S	Opponent	Score
20	A	DePaul	71 93	33	A	Marquette	55 85	55	A	Yale	79 82	112	A	Utah	67 60
20	H	DePaul	67 80	33	H	Marquette	50 60	61	N	Ball St.	51 52	149	A	Massachusetts	72 63
				40	A	Creighton	63 72	65	A	Seton Hall	55 97	175	N	Rhode Island	58 51
				40	H	Creighton	68 77	65	H	Seton Hall	45 71	202	A	New Mexico	68 86
								67	A	St. John's (NY)	58 64	232	H	UMass Lowell	63 38
								67	H	St. John's (NY)	54 53	248	A	Georgetown	53 62
								68	H	Boston College	76 60	249	H	Xavier	60 48
								93	H	Butler	47 50	279	A	Monmouth	68 52
								99	A	Villanova	49 51	293	N	LMU (CA)	48 45
												315	A	Bryant	76 32
												347	A	Hartford	75 57
LAST 10 Division I															
67	H	St. John's (NY)	54 53	249	H	Xavier	60 48								
65	H	Seton Hall	45 71	93	H	Butler	47 50								
40	H	Creighton	68 77	65	A	Seton Hall	55 97								
20	A	DePaul	71 93	67	A	St. John's (NY)	58 64								
33	A	Marquette	55 85	40	A	Creighton	63 72								

Non-Div I Games:

Providence

■ Loss,
 ■ Non-Conf,
 ■ S Site,
 ■ H Home
 ■ A Away
 N Neutral

Average RPI Win:	135	WON-LOST	WINNING	LAST 10	STRENGTH OF	OPP. STRENGTH	TEAM	ADJ.	CONF.	ADJ CONF.
Average RPI Loss:	26	RECORD	PCT. RANK	GAMES	SCHEDULE	OF SCHEDULE	RPI	RPI	RPI	RPI
DIV. I ONLY	17- 10	90	6-4	23	1	37	37	2	2	
DIV. I NON-CONF.	9- 3	63	0	29	13	14	14	2	2	
TOTALS	RPI 1-25	RPI 26-50	W-L RECORDS	RPI 51-100	RPI 101-150	RPI 150+				
17- 10	1- 6	3- 3	OVERALL	2- 1	3- 0	8- 0				
9- 4	0- 2	1- 1	HOME	0- 1	2- 0	6- 0				
6- 5	1- 3	0- 2	AWAY	2- 0	1- 0	2- 0				
2- 1	0- 1	2- 0	NEUTRAL	0- 0	0- 0	0- 0				
9- 3	0- 2	3- 1	NON-CONFERENCE	0- 0	1- 0	5- 0				
6- 0	0- 0	1- 0	HOME	0- 0	1- 0	4- 0				
1- 2	0- 1	0- 1	AWAY	0- 0	0- 0	1- 0				
2- 1	0- 1	2- 0	NEUTRAL	0- 0	0- 0	0- 0				
8- 7	1- 4	0- 2	CONFERENCE	2- 1	2- 0	3- 0				
3- 4	0- 2	0- 1	HOME	0- 1	1- 0	2- 0				
5- 3	1- 2	0- 1	AWAY	2- 0	1- 0	1- 0				
0- 0	0- 0	0- 0	NEUTRAL	0- 0	0- 0	0- 0				

RPI 1-25				RPI 26-50				Team's RPI: 37				RPI 51-100				RPI 101+			
RPI	S	Opponent	Score	RPI	S	Opponent	Score	RPI	S	Opponent	Score	RPI	S	Opponent	Score	RPI	S	Opponent	Score
2	A	South Carolina	49 85	27	N	Arizona St.	59 52	72	H	Minnesota	59 72	102	H	Kent St.	77 64				
10	A	Northwestern	56 61	30	A	Virginia Tech	54 67	86	A	Nebraska	76 68	136	A	Wisconsin	62 59				
12	H	Iowa	71 83	32	H	Western Ky.	67 50	92	A	Michigan St.	76 66	136	H	Wisconsin	72 61				
13	N	Gonzaga	50 63	34	N	Drake	67 47					176	H	Northern Ill.	68 63				
19	A	Indiana	48 66	35	A	Michigan	63 66					179	A	Illinois	70 58				
19	H	Indiana	54 66	46	H	Rutgers	53 59					179	H	Illinois	81 67				
22	A	Ohio St.	66 50									195	H	Western Ill.	66 59				
												196	A	Chattanooga	66 34				
												209	H	Penn St.	81 68				
												239	H	Milwaukee	68 55				
												257	H	Bowling Green	81 74				
LAST 10 Division I																			
179	A	Illinois	70 58	92	A	Michigan St.	76 66												
136	A	Wisconsin	62 59	209	H	Penn St.	81 68												
12	H	Iowa	71 83	86	A	Nebraska	76 68												
35	A	Michigan	63 66	72	H	Minnesota	59 72												
19	H	Indiana	54 66	179	H	Illinois	81 67												

Non-Div I Games:

Purdue

■ Loss,
 ■ Non-Conf,
 ■ S Site,
 ■ H Home
 ■ A Away
 N Neutral

Average RPI Win:	326	WON-LOST	WINNING	LAST 10	STRENGTH OF	OPP. STRENGTH	TEAM	ADJ.	CONF.	ADJ CONF.
Average RPI Loss:	171	RECORD	PCT. RANK	GAMES	SCHEDULE	OF SCHEDULE	RPI	RPI	RPI	RPI
DIV. I ONLY	3- 21	333	1-9	241	233	332	332	19	19	
DIV. I NON-CONF.	2- 9	304	0	281	279	332	332	18	18	
TOTALS	RPI 1-25	RPI 26-50	W-L RECORDS	RPI 51-100	RPI 101-150	RPI 150+				
3- 21	0- 0	0- 2	OVERALL	0- 4	0- 3	3- 12				
2- 8	0- 0	0- 1	HOME	0- 2	0- 1	2- 4				
1- 10	0- 0	0- 1	AWAY	0- 2	0- 0	1- 7				
0- 3	0- 0	0- 0	NEUTRAL	0- 0	0- 2	0- 1				
2- 9	0- 0	0- 0	NON-CONFERENCE	0- 2	0- 3	2- 4				
2- 2	0- 0	0- 0	HOME	0- 1	0- 1	2- 0				
0- 4	0- 0	0- 0	AWAY	0- 1	0- 0	0- 3				
0- 3	0- 0	0- 0	NEUTRAL	0- 0	0- 2	0- 1				
1- 12	0- 0	0- 2	CONFERENCE	0- 2	0- 0	1- 8				
0- 6	0- 0	0- 1	HOME	0- 1	0- 0	0- 4				
1- 6	0- 0	0- 1	AWAY	0- 1	0- 0	1- 4				
0- 0	0- 0	0- 0	NEUTRAL	0- 0	0- 0	0- 0				

RPI 1-25				RPI 26-50				RPI 51-100				RPI 101+ Team's RPI: 332			
RPI	S	Opponent	Score	RPI	S	Opponent	Score	RPI	S	Opponent	Score	RPI	S	Opponent	Score
				38	A	South Dakota	25 79	61	H	Ball St.	52 83	102	N	Kent St.	67 75
				38	H	South Dakota	41 62	87	A	South Dakota St.	43 89	123	H	Southeast Mo. St.	48 58
								87	H	South Dakota St.	69 100	147	N	Texas Tech	48 82
								93	A	Butler	58 85	160	A	Akron	53 64
												173	A	Eastern Mich.	40 64
												195	A	Western Ill.	68 79
												195	H	Western Ill.	74 83
												210	A	North Dakota	85 91
												210	H	North Dakota	49 63
												215	H	Oral Roberts	73 79
												253	A	Denver	57 83
												279	N	Monmouth	46 60
												292	A	North Dakota St.	53 74
												292	H	North Dakota St.	44 58
												311	A	Omaha	58 57
												325	H	Evansville	67 64
												334	A	SIUE	53 57
												341	H	UIC	61 50
LAST 10 Division I															
				87	A	South Dakota St.	43 89	292	H	North Dakota St.	44 58				
				292	A	North Dakota St.	53 74	311	A	Omaha	58 57				
				253	A	Denver	57 83	38	A	South Dakota	25 79				
				195	H	Western Ill.	74 83	215	H	Oral Roberts	73 79				
				210	H	North Dakota	49 63	87	H	South Dakota St.	69 100				

Non-Div I Games: Heidelberg 82 55 Purdue Northwest 73 50

Purdue Fort Wayne

Quinnipiac

Through Games Of Feb. 19, 2020

Average RPI Win:	254	WON-LOST	WINNING	LAST 10	STRENGTH OF	OPP. STRENGTH	TEAM	ADJ.	CONF.	ADJ CONF.
Average RPI Loss:	117	RECORD	PCT. RANK	GAMES	SCHEDULE	OF SCHEDULE	RPI	RPI	RPI	RPI
DIV. I ONLY	12- 11	163	7-3	206	185	184	184	24	24	
DIV. I NON-CONF.	3- 6	235	0	44	62	169	169	25	25	
TOTALS	RPI 1-25	RPI 26-50	W-L RECORDS	RPI 51-100	RPI 101-150	RPI 150+				
12- 11	0- 1	0- 2	OVERALL	1- 4	0- 0	11- 4				
7- 5	0- 0	0- 1	HOME	1- 1	0- 0	6- 3				
5- 6	0- 1	0- 1	AWAY	0- 3	0- 0	5- 1				
0- 0	0- 0	0- 0	NEUTRAL	0- 0	0- 0	0- 0				
3- 6	0- 1	0- 2	NON-CONFERENCE	1- 2	0- 0	2- 1				
2- 3	0- 0	0- 1	HOME	1- 1	0- 0	1- 1				
1- 3	0- 1	0- 1	AWAY	0- 1	0- 0	1- 0				
0- 0	0- 0	0- 0	NEUTRAL	0- 0	0- 0	0- 0				
9- 5	0- 0	0- 0	CONFERENCE	0- 2	0- 0	9- 3				
5- 2	0- 0	0- 0	HOME	0- 0	0- 0	5- 2				
4- 3	0- 0	0- 0	AWAY	0- 2	0- 0	4- 1				
0- 0	0- 0	0- 0	NEUTRAL	0- 0	0- 0	0- 0				

RPI 1-25				RPI 26-50				RPI 51-100				RPI 101+ Team's RPI: 184			
RPI	S	Opponent	Score	RPI	S	Opponent	Score	RPI	S	Opponent	Score	RPI	S	Opponent	Score
3	A	Maryland	52 107	41	A	UCF	58 80	55	A	Yale	59 63	151	H	George Washington	67 78
				49	H	Drexel	62 66	63	H	Bucknell	76 69	175	H	Rhode Island	75 63
								64	A	Marist	60 73	223	A	Manhattan	62 77
								98	A	Rider	59 75	223	H	Manhattan	70 58
								100	H	Harvard	68 77	229	A	Iona	67 63
												229	H	Iona	71 75
												246	H	Fairfield	76 62
												265	H	Niagara	71 61
												275	A	Siena	66 52
												275	H	Siena	60 68
												279	A	Monmouth	52 45
												279	H	Monmouth	60 53
												326	A	Saint Peter's	91 64
												340	H	Canisius	74 71
												347	A	Hartford	87 50
LAST 10 Division I															
265	H	Niagara	71 61	326	A	Saint Peter's	91 64								
223	A	Manhattan	62 77	246	H	Fairfield	76 62								
275	H	Siena	60 68	64	A	Marist	60 73								
279	A	Monmouth	52 45	340	H	Canisius	74 71								
229	A	Iona	67 63	279	H	Monmouth	60 53								

Non-Div I Games:

Quinnipiac

Loss, Non-Conf, S Site, H Home A Away N Neutral

Radford

Through Games Of Feb. 19, 2020

Average RPI Win: 277	WON-LOST	WINNING	LAST 10	STRENGTH OF	OPP. STRENGTH	TEAM	ADJ.	CONF.	ADJ CONF.
Average RPI Loss: 146	RECORD	PCT. RANK	GAMES	SCHEDULE	OF SCHEDULE	RPI	RPI	RPI	RPI
DIV. I ONLY	13- 11	154	9-1	265	269	188	188	25	25
DIV. I NON-CONF.	2- 7	288	0	275	74	272	272	28	28
TOTALS	RPI 1-25	RPI 26-50	W-L RECORDS	RPI 51-100	RPI 101-150	RPI 150+			
13- 11	0- 1	0- 0	OVERALL	0- 2	1- 3	12- 5			
5- 4	0- 0	0- 0	HOME	0- 0	0- 1	5- 3			
8- 7	0- 1	0- 0	AWAY	0- 2	1- 2	7- 2			
0- 0	0- 0	0- 0	NEUTRAL	0- 0	0- 0	0- 0			
2- 7	0- 1	0- 0	NON-CONFERENCE	0- 2	0- 1	2- 3			
0- 2	0- 0	0- 0	HOME	0- 0	0- 0	0- 2			
2- 5	0- 1	0- 0	AWAY	0- 2	0- 1	2- 1			
0- 0	0- 0	0- 0	NEUTRAL	0- 0	0- 0	0- 0			
11- 4	0- 0	0- 0	CONFERENCE	0- 0	1- 2	10- 2			
5- 2	0- 0	0- 0	HOME	0- 0	0- 1	5- 1			
6- 2	0- 0	0- 0	AWAY	0- 0	1- 1	5- 1			
0- 0	0- 0	0- 0	NEUTRAL	0- 0	0- 0	0- 0			

RPI 1-25				RPI 26-50				RPI 51-100				RPI 101+ Team's RPI: 188			
RPI	S	Opponent	Score	RPI	S	Opponent	Score	RPI	S	Opponent	Score	RPI	S	Opponent	Score
22	A	Ohio St.	57 70					56	A	West Virginia	37 74	101	A	Vanderbilt	46 80
								79	A	Alabama	51 85	116	A	Campbell	48 42
												116	H	Campbell	32 43
												141	A	Hampton	48 51
												168	H	Mt. St. Mary's	58 75
												199	H	American	55 59
												206	A	Gardner-Webb	84 73
												206	H	Gardner-Webb	65 51
												207	A	High Point	58 68
												245	H	UNC Asheville	50 63
												262	H	Winthrop	54 53
												271	A	Longwood	62 61
												271	H	Longwood	88 76
												272	A	Morehead St.	62 73
												285	A	ETSU	67 43
												307	A	Presbyterian	65 39
												307	H	Presbyterian	54 42
												330	A	USC Upstate	57 41
												344	A	Charleston So.	64 40
												344	H	Charleston So.	72 35
												349	A	South Carolina St.	60 45
LAST 10 Division I															
271	H	Longwood	88 76	116	H	Campbell	32 43								
116	A	Campbell	48 42	206	A	Gardner-Webb	84 73								
344	A	Charleston So.	64 40	330	A	USC Upstate	57 41								
206	H	Gardner-Webb	65 51	262	H	Winthrop	54 53								
307	A	Presbyterian	65 39	271	A	Longwood	62 61								

Non-Div I Games:

Radford

■ Loss,
 ■ Non-Conf,
 ■ S Site,
 ■ Home
 ■ A Away
 N Neutral

Rhode Island

Through Games Of Feb. 19, 2020

Average RPI Win:	215	WON-LOST	WINNING	LAST 10	STRENGTH OF	OPP. STRENGTH	TEAM	ADJ.	CONF.	ADJ CONF.
Average RPI Loss:	136	RECORD	PCT. RANK	GAMES	SCHEDULE	OF SCHEDULE	RPI	RPI	RPI	RPI
DIV. I ONLY	13- 12	169	5-5	194	184	175	175	12	12	
DIV. I NON-CONF.	7- 5	131	0	227	319	159	159	12	12	
TOTALS	RPI 1-25	RPI 26-50	W-L RECORDS	RPI 51-100	RPI 101-150	RPI 150+				
13- 12	0- 0	0- 1	OVERALL	1- 3	4- 5	8- 3				
10- 2	0- 0	0- 0	HOME	1- 0	4- 2	5- 0				
2- 9	0- 0	0- 1	AWAY	0- 3	0- 2	2- 3				
1- 1	0- 0	0- 0	NEUTRAL	0- 0	0- 1	1- 0				
7- 5	0- 0	0- 0	NON-CONFERENCE	0- 2	2- 1	5- 2				
5- 0	0- 0	0- 0	HOME	0- 0	2- 0	3- 0				
1- 4	0- 0	0- 0	AWAY	0- 2	0- 0	1- 2				
1- 1	0- 0	0- 0	NEUTRAL	0- 0	0- 1	1- 0				
6- 7	0- 0	0- 1	CONFERENCE	1- 1	2- 4	3- 1				
5- 2	0- 0	0- 0	HOME	1- 0	2- 2	2- 0				
1- 5	0- 0	0- 1	AWAY	0- 1	0- 2	1- 1				
0- 0	0- 0	0- 0	NEUTRAL	0- 0	0- 0	0- 0				

RPI	S	Opponent	Score	RPI	S	Opponent	Score	RPI	S	Opponent	Score	RPI	S	Opponent	Score	Team's RPI: 175
50	A	Dayton	60 71	68	A	Boston College	55 66	110	H	VCU	54 75	114	A	Duquesne	62 72	
				88	H	Saint Louis	72 63	117	H	Holy Cross	73 58	119	H	Richmond	76 70	
				94	A	Fordham	50 60	129	H	Robert Morris	71 59	131	A	Davidson	67 79	
				100	A	Harvard	58 61	131	H	Davidson	70 77	140	N	Providence	51 58	
								149	H	Massachusetts	69 66	184	A	Quinnipiac	63 75	
								210	A	North Dakota	61 67	216	A	Saint Joseph's	49 47	
								218	N	Brown	89 44	240	H	George Mason	47 42	
								246	H	Fairfield	74 41	291	H	Vermont	77 74	
								295	A	St. Bonaventure	59 64	295	H	St. Bonaventure	69 67	
								337	H	LIU Brooklyn	79 56	347	A	Hartford	68 56	
LAST 10 Division I																
114	A	Duquesne	62 72	240	H	George Mason	47 42									
295	H	St. Bonaventure	69 67	131	H	Davidson	70 77									
88	H	Saint Louis	72 63	295	A	St. Bonaventure	59 64									
50	A	Dayton	60 71	149	H	Massachusetts	69 66									
94	A	Fordham	50 60	216	A	Saint Joseph's	49 47									

Non-Div I Games:

Rhode Island

■ Loss,
 ■ Non-Conf,
 ■ S Site,
 ■ H Home
 ■ A Away
 N Neutral

Average RPI Win:	215	WON-LOST	WINNING	LAST 10	STRENGTH OF	OPP. STRENGTH	TEAM	ADJ.	CONF.	ADJ CONF.
Average RPI Loss:	78	RECORD	PCT. RANK	GAMES	SCHEDULE	OF SCHEDULE	RPI	RPI	RPI	RPI
DIV. I ONLY	16- 8	72	8-2	125	124	82	82	13	13	
DIV. I NON-CONF.	5- 6	187	0	164	122	195	195	15	15	
TOTALS	RPI 1-25	RPI 26-50	W-L RECORDS	RPI 51-100	RPI 101-150	RPI 150+				
16- 8	0- 1	1- 3	OVERALL	1- 2	1- 1	13- 1				
10- 1	0- 1	1- 0	HOME	1- 0	1- 0	7- 0				
6- 5	0- 0	0- 2	AWAY	0- 1	0- 1	6- 1				
0- 2	0- 0	0- 1	NEUTRAL	0- 1	0- 0	0- 0				
5- 6	0- 1	0- 2	NON-CONFERENCE	0- 1	0- 1	5- 1				
4- 1	0- 1	0- 0	HOME	0- 0	0- 0	4- 0				
1- 3	0- 0	0- 1	AWAY	0- 0	0- 1	1- 1				
0- 2	0- 0	0- 1	NEUTRAL	0- 1	0- 0	0- 0				
11- 2	0- 0	1- 1	CONFERENCE	1- 1	1- 0	8- 0				
6- 0	0- 0	1- 0	HOME	1- 0	1- 0	3- 0				
5- 2	0- 0	0- 1	AWAY	0- 1	0- 0	5- 0				
0- 0	0- 0	0- 0	NEUTRAL	0- 0	0- 0	0- 0				

RPI 1-25				RPI 26-50				RPI 51-100				Team's RPI: 82	RPI 101+			
RPI	S	Opponent	Score	RPI	S	Opponent	Score	RPI	S	Opponent	Score		RPI	S	Opponent	Score
14	H	Texas A&M	61 62	26	A	Old Dominion	59 66	51	H	Middle Tenn.	77 60		126	H	UAB	64 53
				30	N	Virginia Tech	45 54	66	A	Charlotte	51 62		137	A	Texas Southern	56 63
				32	H	Western Ky.	73 65	74	N	Georgia Tech	52 54		169	H	Northern Ariz.	71 57
				47	A	Oklahoma St.	38 69						193	A	Fla. Atlantic	78 69
													208	H	Southern Miss.	75 64
													214	H	Little Rock	66 40
													219	A	UTEP	69 61
													228	A	SMU	43 55
													234	H	Marshall	81 43
													244	H	Louisiana Tech	60 47
													250	A	North Texas	67 52
													278	H	Nicholls St.	71 47
													284	H	Prairie View	77 55
													297	A	FIU	68 47
													303	A	UTSA	74 62
													343	A	McNeese	81 50
LAST 10 Division I																
				66	A	Charlotte	51 62	303	A	UTSA	74 62					
				26	A	Old Dominion	59 66	219	A	UTEP	69 61					
				51	H	Middle Tenn.	77 60	208	H	Southern Miss.	75 64					
				126	H	UAB	64 53	244	H	Louisiana Tech	60 47					
				250	A	North Texas	67 52	297	A	FIU	68 47					

Non-Div I Games:

Rice

■ Loss,
 ■ Non-Conf, S Site,
 ■ Home
 ■ Away
 N Neutral

Average RPI Win:	191	WON-LOST	WINNING	LAST 10	STRENGTH OF	OPP. STRENGTH	TEAM	ADJ.	CONF.	ADJ CONF.
Average RPI Loss:	114	RECORD	PCT. RANK	GAMES	SCHEDULE	OF SCHEDULE	RPI	RPI	RPI	RPI
DIV. I ONLY	13- 14	185	6-4	54	190	119	119	12	12	
DIV. I NON-CONF.	7- 7	164	0	24	305	72	72	12	12	
TOTALS	RPI 1-25	RPI 26-50	W-L RECORDS	RPI 51-100	RPI 101-150	RPI 150+				
13- 14	0- 0	0- 4	OVERALL	1- 2	4- 4	8- 4				
7- 4	0- 0	0- 1	HOME	0- 1	3- 1	4- 1				
6- 7	0- 0	0- 2	AWAY	1- 1	1- 2	4- 2				
0- 3	0- 0	0- 1	NEUTRAL	0- 0	0- 1	0- 1				
7- 7	0- 0	0- 3	NON-CONFERENCE	1- 1	2- 1	4- 2				
3- 1	0- 0	0- 0	HOME	0- 0	1- 0	2- 1				
4- 3	0- 0	0- 2	AWAY	1- 1	1- 0	2- 0				
0- 3	0- 0	0- 1	NEUTRAL	0- 0	0- 1	0- 1				
6- 7	0- 0	0- 1	CONFERENCE	0- 1	2- 3	4- 2				
4- 3	0- 0	0- 1	HOME	0- 1	2- 1	2- 0				
2- 4	0- 0	0- 0	AWAY	0- 0	0- 2	2- 2				
0- 0	0- 0	0- 0	NEUTRAL	0- 0	0- 0	0- 0				

RPI 1-25			RPI 26-50			RPI 51-100			RPI 101+			Team's RPI: 119			
RPI	S	Opponent	Score	RPI	S	Opponent	Score	RPI	S	Opponent	Score	RPI	S	Opponent	Score
				26	A	Old Dominion	51 73	66	A	Charlotte	59 78	110	A	VCU	50 53
				36	N	Bradley	57 61	83	A	Coastal Caro.	79 67	110	H	VCU	42 57
				49	A	Drexel	52 58	94	H	Fordham	47 64	114	H	Duquesne	67 64
				50	H	Dayton	51 65					127	H	William & Mary	76 73
												131	H	Davidson	69 57
												141	N	Hampton	65 69
												148	A	UNC Greensboro	70 62
												149	A	Massachusetts	50 64
												168	N	Mt. St. Mary's	67 75
												175	A	Rhode Island	70 76
												192	A	La Salle	67 61
												192	H	La Salle	63 61
												193	H	Fla. Atlantic	57 55
												194	H	Norfolk St.	77 69
												211	H	Furman	69 70
												216	A	Saint Joseph's	56 67
												240	A	George Mason	75 70
												248	A	Georgetown	51 49
												295	H	St. Bonaventure	63 59
												323	A	UMES	64 52
LAST 10 Division I															
				240	A	George Mason	75 70	295	H	St. Bonaventure	63 59				
				94	H	Fordham	47 64	149	A	Massachusetts	50 64				
				114	H	Duquesne	67 64	131	H	Davidson	69 57				
				192	A	La Salle	67 61	192	H	La Salle	63 61				
				110	H	VCU	42 57	110	A	VCU	50 53				

Non-Div I Games:

Richmond

■ Loss,
 ■ Non-Conf,
 ■ S Site,
 ■ H Home
 ■ A Away
 N Neutral

Average RPI Win: 242	WON-LOST	WINNING	LAST 10	STRENGTH OF	OPP. STRENGTH	TEAM	ADJ.	CONF.	ADJ CONF.
Average RPI Loss: 132	RECORD	PCT. RANK	GAMES	SCHEDULE	OF SCHEDULE	RPI	RPI	RPI	RPI
DIV. I ONLY	19- 4	24	8-2	316	165	98	98	24	24
DIV. I NON-CONF.	7- 2	53	0	335	29	128	128	25	25
TOTALS	RPI 1-25	RPI 26-50	W-L RECORDS	RPI 51-100	RPI 101-150	RPI 150+			
19- 4	0- 1	0- 0	OVERALL	1- 1	0- 1	18- 1			
9- 1	0- 0	0- 0	HOME	0- 1	0- 0	9- 0			
9- 2	0- 1	0- 0	AWAY	1- 0	0- 0	8- 1			
1- 1	0- 0	0- 0	NEUTRAL	0- 0	0- 1	1- 0			
7- 2	0- 1	0- 0	NON-CONFERENCE	0- 0	0- 1	7- 0			
3- 0	0- 0	0- 0	HOME	0- 0	0- 0	3- 0			
3- 1	0- 1	0- 0	AWAY	0- 0	0- 0	3- 0			
1- 1	0- 0	0- 0	NEUTRAL	0- 0	0- 1	1- 0			
12- 2	0- 0	0- 0	CONFERENCE	1- 1	0- 0	11- 1			
6- 1	0- 0	0- 0	HOME	0- 1	0- 0	6- 0			
6- 1	0- 0	0- 0	AWAY	1- 0	0- 0	5- 1			
0- 0	0- 0	0- 0	NEUTRAL	0- 0	0- 0	0- 0			

RPI 1-25				RPI 26-50				RPI 51-100 Team's RPI: 98				RPI 101+			
RPI	S	Opponent	Score	RPI	S	Opponent	Score	RPI	S	Opponent	Score	RPI	S	Opponent	Score
16	A	Princeton	47 80					64	A	Marist	76 72	122	N	North Florida	70 80
								64	H	Marist	58 63	184	H	Quinnipiac	75 59
												192	H	La Salle	70 43
												209	A	Penn St.	78 70
												223	A	Manhattan	55 50
												223	H	Manhattan	76 53
												229	A	Iona	81 37
												246	H	Fairfield	60 52
												248	A	Georgetown	65 64
												249	H	Xavier	64 57
												265	A	Niagara	71 55
												265	H	Niagara	79 75
												270	A	Delaware St.	71 69
												273	N	Lipscomb	81 76
												275	A	Siena	69 38
												275	H	Siena	70 66
												279	H	Monmouth	48 25
												286	H	Wagner	77 63
												326	A	Saint Peter's	56 67
												340	A	Canisius	70 57
LAST 10 Division I															
				223	A	Manhattan	55 50					223	H	Manhattan	76 53
				275	A	Siena	69 38					246	H	Fairfield	60 52
				64	H	Marist	58 63					265	A	Niagara	71 55
				326	A	Saint Peter's	56 67					340	A	Canisius	70 57
				279	H	Monmouth	48 25					275	H	Siena	70 66

Non-Div I Games:

Rider

■ Loss,
 ■ Non-Conf,
 S Site,
 ■ Home
 ■ Away
 N Neutral

Average RPI Win:	276	WON-LOST	WINNING	LAST 10	STRENGTH OF	OPP. STRENGTH	TEAM	ADJ.	CONF.	ADJ CONF.
Average RPI Loss:	112	RECORD	PCT. RANK	GAMES	SCHEDULE	OF SCHEDULE	RPI	RPI	RPI	RPI
DIV. I ONLY	18- 6	41	10-0	305	280	129	129	30	30	
DIV. I NON-CONF.	4- 6	212	0	135	108	176	176	30	30	
TOTALS	RPI 1-25	RPI 26-50	W-L RECORDS	RPI 51-100	RPI 101-150	RPI 150+				
18- 6	0- 1	0- 1	OVERALL	0- 0	0- 2	18- 2				
9- 2	0- 0	0- 0	HOME	0- 0	0- 1	9- 1				
9- 4	0- 1	0- 1	AWAY	0- 0	0- 1	9- 1				
0- 0	0- 0	0- 0	NEUTRAL	0- 0	0- 0	0- 0				
4- 6	0- 1	0- 1	NON-CONFERENCE	0- 0	0- 2	4- 2				
2- 2	0- 0	0- 0	HOME	0- 0	0- 1	2- 1				
2- 4	0- 1	0- 1	AWAY	0- 0	0- 1	2- 1				
0- 0	0- 0	0- 0	NEUTRAL	0- 0	0- 0	0- 0				
14- 0	0- 0	0- 0	CONFERENCE	0- 0	0- 0	14- 0				
7- 0	0- 0	0- 0	HOME	0- 0	0- 0	7- 0				
7- 0	0- 0	0- 0	AWAY	0- 0	0- 0	7- 0				
0- 0	0- 0	0- 0	NEUTRAL	0- 0	0- 0	0- 0				

RPI 1-25				RPI 26-50				RPI 51-100				RPI 101+ Team's RPI: 129			
RPI	S	Opponent	Score	RPI	S	Opponent	Score	RPI	S	Opponent	Score	RPI	S	Opponent	Score
17	A	TCU	61 66	43	A	James Madison	32 59					102	A	Kent St.	81 82
												146	H	Columbia	59 61
												175	A	Rhode Island	59 71
												187	A	Merrimack	68 62
												187	H	Merrimack	72 50
												191	H	Delaware	62 73
												192	A	La Salle	71 68
												194	A	Norfolk St.	69 62
												231	H	Youngstown St.	58 43
												249	H	Xavier	71 57
												254	A	Saint Francis (PA)	66 57
												286	A	Wagner	77 35
												286	H	Wagner	51 47
												305	A	St. Francis Brooklyn	70 59
												305	H	St. Francis Brooklyn	69 44
												310	A	Sacred Heart	67 38
												310	H	Sacred Heart	73 43
												315	H	Bryant	69 39
												319	H	Fairleigh Dickinson	53 35
												337	A	LIU Brooklyn	70 59
												348	A	Central Conn. St.	86 56
												348	H	Central Conn. St.	80 42
LAST 10 Division I															
				254	A	Saint Francis (PA)	66 57					348	H	Central Conn. St.	80 42
				319	H	Fairleigh Dickinson	53 35					305	A	St. Francis Brooklyn	70 59
				286	A	Wagner	77 35					337	A	LIU Brooklyn	70 59
				310	A	Sacred Heart	67 38					310	H	Sacred Heart	73 43
				315	H	Bryant	69 39					187	H	Merrimack	72 50

Non-Div I Games: Pitt.-Johnstown 63 30

Robert Morris

■ Loss,
 ■ Non-Conf,
 ■ S Site,
 ■ Home
 ■ A Away
 N Neutral

Average RPI Win:	160	WON-LOST	WINNING	LAST 10	STRENGTH OF	OPP. STRENGTH	TEAM	ADJ.	CONF.	ADJ CONF.
Average RPI Loss:	44	RECORD	PCT. RANK	GAMES	SCHEDULE	OF SCHEDULE	RPI	RPI	RPI	RPI
DIV. I ONLY	18- 8	60	4-6	95	30	46	46	2	2	
DIV. I NON-CONF.	10- 1	20	0	174	129	37	37	2	2	
TOTALS	RPI 1-25	RPI 26-50	W-L RECORDS	RPI 51-100	RPI 101-150	RPI 150+				
18- 8	0- 3	2- 2	OVERALL	4- 3	2- 0	10- 0				
11- 2	0- 1	1- 0	HOME	3- 1	0- 0	7- 0				
5- 6	0- 2	1- 2	AWAY	0- 2	1- 0	3- 0				
2- 0	0- 0	0- 0	NEUTRAL	1- 0	1- 0	0- 0				
10- 1	0- 0	0- 1	NON-CONFERENCE	3- 0	1- 0	6- 0				
7- 0	0- 0	0- 0	HOME	2- 0	0- 0	5- 0				
1- 1	0- 0	0- 1	AWAY	0- 0	0- 0	1- 0				
2- 0	0- 0	0- 0	NEUTRAL	1- 0	1- 0	0- 0				
8- 7	0- 3	2- 1	CONFERENCE	1- 3	1- 0	4- 0				
4- 2	0- 1	1- 0	HOME	1- 1	0- 0	2- 0				
4- 5	0- 2	1- 1	AWAY	0- 2	1- 0	2- 0				
0- 0	0- 0	0- 0	NEUTRAL	0- 0	0- 0	0- 0				

RPI 1-25				RPI 26-50				Team's RPI: 46	RPI 51-100				RPI 101+			
RPI	S	Opponent	Score	RPI	S	Opponent	Score		RPI	S	Opponent	Score	RPI	S	Opponent	Score
3	A	Maryland	50 79	28	A	LSU	58 64		52	H	Virginia	73 63	101	N	Vanderbilt	62 56
10	A	Northwestern	65 82	35	A	Michigan	57 71		72	A	Minnesota	71 73	136	A	Wisconsin	64 61
19	H	Indiana	56 66	35	H	Michigan	62 41		74	N	Georgia Tech	46 43	170	H	Towson	67 53
				37	A	Purdue	59 53		86	H	Nebraska	69 65	179	A	Illinois	75 51
									92	A	Michigan St.	53 57	179	H	Illinois	72 41
									92	H	Michigan St.	55 66	209	A	Penn St.	62 57
									100	H	Harvard	74 46	209	H	Penn St.	72 39
													234	H	Marshall	66 41
													237	A	South Alabama	77 56
													255	H	Southern U.	78 58
													265	H	Niagara	87 37
													327	H	Coppin St.	107 33
LAST 10 Division I																
10	A	Northwestern	65 82	72	A	Minnesota	71 73									
35	H	Michigan	62 41	179	H	Illinois	72 41									
92	A	Michigan St.	53 57	35	A	Michigan	57 71									
3	A	Maryland	50 79	92	H	Michigan St.	55 66									
209	H	Penn St.	72 39	209	A	Penn St.	62 57									

Non-Div I Games:

Rutgers

■ Loss,
 ■ Non-Conf,
 ■ S Site,
 ■ H Home
 ■ A Away
 N Neutral

SFA				STRENGTH OF SCHEDULE	OPP. STRENGTH OF SCHEDULE	TEAM RPI	ADJ. RPI	CONF. RPI	ADJ CONF. RPI
Average RPI Win:	239	WON-LOST RECORD	WINNING PCT. RANK						
Average RPI Loss:	98		LAST 10 GAMES						
DIV. I ONLY	17- 4	28	9-1	253	258	85	85	23	23
DIV. I NON-CONF.	4- 2	90	0	248	197	129	129	24	24
TOTALS	RPI 1-25	RPI 26-50	W-L RECORDS	RPI 51-100	RPI 101-150	RPI 150+			
17- 4	0- 0	0- 1	OVERALL	2- 1	2- 2	13- 0			
9- 1	0- 0	0- 1	HOME	1- 0	2- 0	6- 0			
7- 3	0- 0	0- 0	AWAY	1- 1	0- 2	6- 0			
1- 0	0- 0	0- 0	NEUTRAL	0- 0	0- 0	1- 0			
4- 2	0- 0	0- 1	NON-CONFERENCE	0- 1	0- 0	4- 0			
1- 1	0- 0	0- 1	HOME	0- 0	0- 0	1- 0			
2- 1	0- 0	0- 0	AWAY	0- 1	0- 0	2- 0			
1- 0	0- 0	0- 0	NEUTRAL	0- 0	0- 0	1- 0			
13- 2	0- 0	0- 0	CONFERENCE	2- 0	2- 2	9- 0			
8- 0	0- 0	0- 0	HOME	1- 0	2- 0	5- 0			
5- 2	0- 0	0- 0	AWAY	1- 0	0- 2	4- 0			
0- 0	0- 0	0- 0	NEUTRAL	0- 0	0- 0	0- 0			

RPI 1-25				RPI 26-50				RPI 51-100				Team's RPI: 85		RPI 101+			
RPI	S	Opponent	Score	RPI	S	Opponent	Score	RPI	S	Opponent	Score			RPI	S	Opponent	Score
				41	H	UCF	57 63	57	A	Oklahoma	62 75			124	H	Abilene Christian	69 59
								96	A	A&M-Corpus Christi	66 44			144	A	Sam Houston St.	55 63
								96	H	A&M-Corpus Christi	72 49			150	A	New Orleans	50 53
														150	H	New Orleans	59 47
														225	A	Central Ark.	58 37
														225	H	Central Ark.	102 41
														233	H	Southeastern La.	77 51
														241	A	Nevada	80 65
														256	A	Tulsa	67 63
														267	N	UC Santa Barbara	67 56
														269	A	Lamar University	54 53
														278	A	Nicholls St.	78 61
														280	H	Incarinate Word	67 45
														316	A	Houston Baptist	59 42
														329	H	Alcorn	67 62
														338	H	Northwestern St.	89 40
														343	H	McNeese	82 51
LAST 10 Division I																	
				225	A	Central Ark.	58 37	124	H	Abilene Christian	69 59						
				96	H	A&M-Corpus Christi	72 49	269	A	Lamar University	54 53						
				150	H	New Orleans	59 47	338	H	Northwestern St.	89 40						
				278	A	Nicholls St.	78 61	280	H	Incarinate Word	67 45						
				144	A	Sam Houston St.	55 63	225	H	Central Ark.	102 41						

Non-Div I Games: LSU-Shreveport 75 32 Our Lady of the Lak87 75 Cent. Christian (KS104 46

SFA

Loss, Non-Conf, S Site, H Home A Away N Neutral

SIUE										
Average RPI Win:	331	WON-LOST	WINNING	LAST 10	STRENGTH OF	OPP. STRENGTH	TEAM	ADJ.	CONF.	ADJ CONF.
Average RPI Loss:	173	RECORD	PCT. RANK	GAMES	SCHEDULE	OF SCHEDULE	RPI	RPI	RPI	RPI
DIV. I ONLY	3- 21	333	0-10	269	223	334	334	20	20	
DIV. I NON-CONF.	2- 8	295	0	289	109	328	328	23	23	

TOTALS	RPI 1-25	RPI 26-50	W-L RECORDS	RPI 51-100	RPI 101-150	RPI 150+				
3- 21	0- 0	0- 0	OVERALL	0- 6	0- 4	3- 11				
2- 9	0- 0	0- 0	HOME	0- 3	0- 2	2- 4				
1- 11	0- 0	0- 0	AWAY	0- 3	0- 2	1- 6				
0- 1	0- 0	0- 0	NEUTRAL	0- 0	0- 0	0- 1				
2- 8	0- 0	0- 0	NON-CONFERENCE	0- 4	0- 2	2- 2				
2- 3	0- 0	0- 0	HOME	0- 2	0- 1	2- 0				
0- 4	0- 0	0- 0	AWAY	0- 2	0- 1	0- 1				
0- 1	0- 0	0- 0	NEUTRAL	0- 0	0- 0	0- 1				
1- 13	0- 0	0- 0	CONFERENCE	0- 2	0- 2	1- 9				
0- 6	0- 0	0- 0	HOME	0- 1	0- 1	0- 4				
1- 7	0- 0	0- 0	AWAY	0- 1	0- 1	1- 5				
0- 0	0- 0	0- 0	NEUTRAL	0- 0	0- 0	0- 0				

RPI 1-25				RPI 26-50				RPI 51-100				RPI 101+				Team's RPI: 334	
RPI	S	Opponent	Score	RPI	S	Opponent	Score	RPI	S	Opponent	Score	RPI	S	Opponent	Score		
								60	A	Belmont	48	69	123	A	Southeast Mo. St.	57	80
								62	H	UT Martin	39	79	123	H	Southeast Mo. St.	56	66
								81	H	Southern Ill.	67	103	130	H	Loyola Chicago	50	63
								86	A	Nebraska	49	63	139	A	Missouri	51	68
								88	H	Saint Louis	35	68	163	N	North Ala.	67	85
								91	A	Illinois St.	53	74	177	A	Austin Peay	61	74
													198	H	Tennessee Tech	50	65
													226	A	Eastern Ill.	71	77
													236	A	Murray St.	60	74
													266	A	Eastern Ky.	46	49
													266	H	Eastern Ky.	38	68
													272	A	Morehead St.	69	75
													272	H	Morehead St.	55	63
													274	H	Jacksonville St.	44	53
													309	A	Georgia St.	73	74
													325	H	Evansville	85	74
													332	H	Purdue Fort Wayne	57	53
													335	A	Tennessee St.	76	63

LAST 10 Division I																	
				123	A	Southeast Mo. St.	57	80		177	A	Austin Peay	61	74			
				226	A	Eastern Ill.	71	77		62	H	UT Martin	39	79			
				266	H	Eastern Ky.	38	68		123	H	Southeast Mo. St.	56	66			
				272	H	Morehead St.	55	63		274	H	Jacksonville St.	44	53			
				236	A	Murray St.	60	74		198	H	Tennessee Tech	50	65			

Non-Div I Games: Quincy

65 70

SIUE

■ Loss,
 ■ Non-Conf,
 ■ S Site,
 ■ H Home
 ■ A Away
 N Neutral

SMU

Average RPI Win: 230

Average RPI Loss: 131

WON-LOST RECORD

WINNING PCT. RANK

LAST 10 GAMES

STRENGTH OF SCHEDULE

OPP. STRENGTH OF SCHEDULE

TEAM RPI

ADJ. RPI

CONF. RPI

ADJ CONF. RPI

DIV. I ONLY

11- 14

210

4-6

189

118

228

228

9

9

DIV. I NON-CONF.

6- 6

164

0

209

254

247

247

9

9

TOTALS

RPI 1-25

RPI 26-50

W-L RECORDS

RPI 51-100

RPI 101-150

RPI 150+

11- 14

0- 2

0- 1

OVERALL

1- 2

0- 2

10- 7

8- 7

0- 2

0- 0

HOME

1- 1

0- 0

7- 4

2- 7

0- 0

0- 1

AWAY

0- 1

0- 2

2- 3

1- 0

0- 0

0- 0

NEUTRAL

0- 0

0- 0

1- 0

6- 6

0- 1

0- 0

NON-CONFERENCE

1- 0

0- 2

5- 3

5- 4

0- 1

0- 0

HOME

1- 0

0- 0

4- 3

0- 2

0- 0

0- 0

AWAY

0- 0

0- 2

0- 0

1- 0

0- 0

0- 0

NEUTRAL

0- 0

0- 0

5- 8

0- 1

0- 1

CONFERENCE

0- 2

0- 0

5- 4

3- 3

0- 1

0- 0

HOME

0- 1

0- 0

3- 1

2- 5

0- 0

0- 1

AWAY

0- 1

0- 0

2- 3

0- 0

0- 0

NEUTRAL

0- 0

0- 0

RPI 1-25

RPI 26-50

RPI 51-100

RPI 101+ Team's RPI: 228

RPI S Opponent Score

7 H UConn 42 80

17 H TCU 56 57

RPI S Opponent Score

41 A UCF 57 67

RPI S Opponent Score

73 A Temple 62 85

76 H Cincinnati 58 73

82 H Rice 55 43

RPI S Opponent Score

108 A UT Arlington 46 51

118 A Pacific 49 77

157 H Tulane 66 67

159 A Wichita St. 72 67

159 H Wichita St. 64 44

164 H Wright St. 61 69

180 A Memphis 52 57

182 A Houston 53 55

210 H North Dakota 66 51

219 H UTEP 60 56

220 H Northern Colo. 52 61

240 H George Mason 58 59

251 A East Carolina 55 47

251 H East Carolina 53 45

256 A Tulsa 58 65

256 H Tulsa 57 38

299 N CSUN 68 58

304 H UC Irvine 59 56

343 H McNeese 81 60

LAST 10 Division I

159 A Wichita St. 72 67

256 A Tulsa 58 65

251 H East Carolina 53 45

76 H Cincinnati 58 73

182 A Houston 53 55

41 A UCF 57 67

159 H Wichita St. 64 44

256 H Tulsa 57 38

180 A Memphis 52 57

157 H Tulane 66 67

Non-Div I Games:

SMU

Loss, Non-Conf, S Site, H Home A Away N Neutral

Sacramento St.

Through Games Of Feb. 19, 2020

Average RPI Win:	258	WON-LOST	WINNING	LAST 10	STRENGTH OF	OPP. STRENGTH	TEAM	ADJ.	CONF.	ADJ CONF.
Average RPI Loss:	185	RECORD	PCT. RANK	GAMES	SCHEDULE	OF SCHEDULE	RPI	RPI	RPI	RPI
DIV. I ONLY	6- 16	297	5-5	270	245	298	298	18	18	
DIV. I NON-CONF.	0- 7	338	0	261	256	342	342	17	17	
TOTALS	RPI 1-25	RPI 26-50	W-L RECORDS	RPI 51-100	RPI 101-150	RPI 150+				
6- 16	0- 1	0- 0	OVERALL	0- 1	0- 1	6- 13				
2- 6	0- 1	0- 0	HOME	0- 1	0- 0	2- 4				
4- 10	0- 0	0- 0	AWAY	0- 0	0- 1	4- 9				
0- 0	0- 0	0- 0	NEUTRAL	0- 0	0- 0	0- 0				
0- 7	0- 1	0- 0	NON-CONFERENCE	0- 0	0- 0	0- 6				
0- 1	0- 1	0- 0	HOME	0- 0	0- 0	0- 0				
0- 6	0- 0	0- 0	AWAY	0- 0	0- 0	0- 6				
0- 0	0- 0	0- 0	NEUTRAL	0- 0	0- 0	0- 0				
6- 9	0- 0	0- 0	CONFERENCE	0- 1	0- 1	6- 7				
2- 5	0- 0	0- 0	HOME	0- 1	0- 0	2- 4				
4- 4	0- 0	0- 0	AWAY	0- 0	0- 1	4- 3				
0- 0	0- 0	0- 0	NEUTRAL	0- 0	0- 0	0- 0				

RPI 1-25				RPI 26-50				RPI 51-100				RPI 101+ Team's RPI: 298			
RPI	S	Opponent	Score	RPI	S	Opponent	Score	RPI	S	Opponent	Score	RPI	S	Opponent	Score
22	H	Ohio St.	74 104					89	H	Montana St.	48 85	120	A	Idaho	44 70
												161	A	UC Davis	75 77
												166	A	San Jose St.	67 73
												169	A	Northern Ariz.	107 114
												169	H	Northern Ariz.	65 85
												174	H	Montana	60 64
												180	A	Idaho St.	62 80
												180	H	Idaho St.	51 75
												189	A	Southern Utah	71 62
												189	H	Southern Utah	87 82
												220	A	Northern Colo.	73 90
												220	H	Northern Colo.	63 73
												221	A	Portland St.	73 70
												235	A	San Francisco	82 87
												241	A	Nevada	72 83
												306	A	Eastern Wash.	74 67
												308	A	Seattle U	84 88
												313	A	Cal Poly	43 62
												321	A	Weber St.	91 67
												321	H	Weber St.	58 52
LAST 10 Division I															
220	A	Northern Colo.	73 90	306	A	Eastern Wash.	74 67								
189	A	Southern Utah	71 62	169	H	Northern Ariz.	65 85								
180	H	Idaho St.	51 75	221	A	Portland St.	73 70								
321	H	Weber St.	58 52	189	H	Southern Utah	87 82								
120	A	Idaho	44 70	220	H	Northern Colo.	63 73								

Non-Div I Games: Cal Maritime 86 55 Pacific Union 94 35

Sacramento St.

Loss, Non-Conf, S Site, H Home A Away N Neutral

Sacred Heart

Through Games Of Feb. 19, 2020

Average RPI Win:	306	WON-LOST	WINNING	LAST 10	STRENGTH OF	OPP. STRENGTH	TEAM	ADJ.	CONF.	ADJ CONF.
Average RPI Loss:	186	RECORD	PCT. RANK	GAMES	SCHEDULE	OF SCHEDULE	RPI	RPI	RPI	RPI
DIV. I ONLY	7- 16	285	2-8	308	295	310	310	30	30	
DIV. I NON-CONF.	2- 8	295	0	250	116	309	309	30	30	
TOTALS	RPI 1-25	RPI 26-50	W-L RECORDS	RPI 51-100	RPI 101-150	RPI 150+				
7- 16	0- 0	0- 0	OVERALL	0- 4	0- 3	7- 9				
4- 4	0- 0	0- 0	HOME	0- 0	0- 2	4- 2				
2- 11	0- 0	0- 0	AWAY	0- 3	0- 1	2- 7				
1- 1	0- 0	0- 0	NEUTRAL	0- 1	0- 0	1- 0				
2- 8	0- 0	0- 0	NON-CONFERENCE	0- 4	0- 1	2- 3				
1- 1	0- 0	0- 0	HOME	0- 0	0- 1	1- 0				
0- 6	0- 0	0- 0	AWAY	0- 3	0- 0	0- 3				
1- 1	0- 0	0- 0	NEUTRAL	0- 1	0- 0	1- 0				
5- 8	0- 0	0- 0	CONFERENCE	0- 0	0- 2	5- 6				
3- 3	0- 0	0- 0	HOME	0- 0	0- 1	3- 2				
2- 5	0- 0	0- 0	AWAY	0- 0	0- 1	2- 4				
0- 0	0- 0	0- 0	NEUTRAL	0- 0	0- 0	0- 0				

RPI 1-25			RPI 26-50			RPI 51-100			RPI 101+			Team's RPI: 310
RPI	S	Opponent	Score	RPI	S	Opponent	Score	RPI	S	Opponent	Score	
						55 A Yale	40 87	117 H Holy Cross		52 65		
						58 A Stony Brook	50 54	129 A Robert Morris		43 73		
						65 A Seton Hall	69 95	129 H Robert Morris		38 67		
						86 N Nebraska	49 72	168 H Mt. St. Mary's		58 67		
								187 H Merrimack		63 60		
								209 A Penn St.		65 88		
								216 A Saint Joseph's		44 71		
								254 A Saint Francis (PA)		58 60		
								254 H Saint Francis (PA)		39 48		
								275 A Siena		57 68		
								286 A Wagner		79 65		
								305 A St. Francis Brooklyn		70 71		
								319 A Fairleigh Dickinson		60 65		
								319 H Fairleigh Dickinson		68 53		
								320 H Hofstra		71 44		
								333 N Detroit Mercy		66 60		
								337 A LIU Brooklyn		63 66		
								348 A Central Conn. St.		54 52		
								348 H Central Conn. St.		66 58		
LAST 10 Division I												
						337 A LIU Brooklyn	63 66	348 A Central Conn. St.		54 52		
						254 H Saint Francis (PA)	39 48	319 H Fairleigh Dickinson		68 53		
						129 H Robert Morris	38 67	129 A Robert Morris		43 73		
						168 H Mt. St. Mary's	58 67	254 A Saint Francis (PA)		58 60		
						305 A St. Francis Brooklyn	70 71	319 A Fairleigh Dickinson		60 65		

Non-Div I Games: Bridgeport 77 63

Sacred Heart

Loss, Non-Conf, S Site, H Home A Away N Neutral

Saint Francis (PA)

Through Games Of Feb. 19, 2020

Average RPI Win:	304	WON-LOST	WINNING	LAST 10	STRENGTH OF	OPP. STRENGTH	TEAM	ADJ.	CONF.	ADJ CONF.
Average RPI Loss:	160	RECORD	PCT. RANK	GAMES	SCHEDULE	OF SCHEDULE	RPI	RPI	RPI	RPI
DIV. I ONLY	11- 15	220	5-5	281	287	254	254	30	30	
DIV. I NON-CONF.	2- 9	304	0	68	124	217	217	30	30	
TOTALS	RPI 1-25	RPI 26-50	W-L RECORDS	RPI 51-100	RPI 101-150	RPI 150+				
11- 15	0- 0	0- 2	OVERALL	0- 3	0- 3	11- 7				
5- 5	0- 0	0- 0	HOME	0- 1	0- 2	5- 2				
5- 9	0- 0	0- 1	AWAY	0- 2	0- 1	5- 5				
1- 1	0- 0	0- 1	NEUTRAL	0- 0	0- 0	1- 0				
2- 9	0- 0	0- 2	NON-CONFERENCE	0- 3	0- 2	2- 2				
0- 3	0- 0	0- 0	HOME	0- 1	0- 1	0- 1				
1- 5	0- 0	0- 1	AWAY	0- 2	0- 1	1- 1				
1- 1	0- 0	0- 1	NEUTRAL	0- 0	0- 0	1- 0				
9- 6	0- 0	0- 0	CONFERENCE	0- 0	0- 1	9- 5				
5- 2	0- 0	0- 0	HOME	0- 0	0- 1	5- 1				
4- 4	0- 0	0- 0	AWAY	0- 0	0- 0	4- 4				
0- 0	0- 0	0- 0	NEUTRAL	0- 0	0- 0	0- 0				

RPI S	Opponent	Score	RPI S	Opponent	Score	RPI S	Opponent	Score	RPI S	Opponent	Score	Team's RPI: 254
29	N FGCU	64 97	56	A West Virginia	45 74	106	H Liberty	52 71				
30	A Virginia Tech	41 105	63	H Bucknell	46 70	114	A Duquesne	69 72				
			71	A South Fla.	23 62	129	H Robert Morris	57 66				
						168	A Mt. St. Mary's	44 68				
						187	H Merrimack	56 71				
						212	N Stetson	78 73				
						231	H Youngstown St.	46 56				
						272	A Morehead St.	54 65				
						286	A Wagner	50 55				
						286	H Wagner	51 50				
						291	A Vermont	73 69				
						305	A St. Francis Brooklyn	67 59				
						305	H St. Francis Brooklyn	82 72				
						310	A Sacred Heart	48 39				
						310	H Sacred Heart	60 58				
						315	A Bryant	63 60				
						315	H Bryant	64 58				
						319	A Fairleigh Dickinson	47 56				
						337	A LIU Brooklyn	53 71				
						348	A Central Conn. St.	64 52				
						348	H Central Conn. St.	72 68				
LAST 10 Division I												
129	H Robert Morris	57 66	315	H Bryant	64 58							
168	A Mt. St. Mary's	44 68	337	A LIU Brooklyn	53 71							
310	A Sacred Heart	48 39	305	A St. Francis Brooklyn	67 59							
286	A Wagner	50 55	187	H Merrimack	56 71							
348	H Central Conn. St.	72 68	310	H Sacred Heart	60 58							

Non-Div I Games:

Saint Francis (PA)

■ Loss,
 ■ Non-Conf,
 ■ S Site,
 ■ Home
 ■ A Away
 N Neutral

Saint Joseph's

Through Games Of Feb. 19, 2020

Average RPI Win:	186	WON-LOST	WINNING	LAST 10	STRENGTH OF	OPP. STRENGTH	TEAM	ADJ.	CONF.	ADJ CONF.
Average RPI Loss:	120	RECORD	PCT. RANK	GAMES	SCHEDULE	OF SCHEDULE	RPI	RPI	RPI	RPI
DIV. I ONLY	9- 16	257	2-8	104	121	216	216	12	12	
DIV. I NON-CONF.	6- 6	164	0	103	142	148	148	12	12	
TOTALS	RPI 1-25	RPI 26-50	W-L RECORDS	RPI 51-100	RPI 101-150	RPI 150+				
9- 16	0- 0	0- 2	OVERALL	2- 4	3- 5	4- 5				
5- 7	0- 0	0- 2	HOME	1- 1	1- 1	3- 3				
3- 7	0- 0	0- 0	AWAY	0- 2	2- 4	1- 1				
1- 2	0- 0	0- 0	NEUTRAL	1- 1	0- 0	0- 1				
6- 6	0- 0	0- 1	NON-CONFERENCE	2- 3	1- 1	3- 1				
4- 2	0- 0	0- 1	HOME	1- 1	0- 0	3- 0				
1- 2	0- 0	0- 0	AWAY	0- 1	1- 1	0- 0				
1- 2	0- 0	0- 0	NEUTRAL	1- 1	0- 0	0- 1				
3- 10	0- 0	0- 1	CONFERENCE	0- 1	2- 4	1- 4				
1- 5	0- 0	0- 1	HOME	0- 0	1- 1	0- 3				
2- 5	0- 0	0- 0	AWAY	0- 1	1- 3	1- 1				
0- 0	0- 0	0- 0	NEUTRAL	0- 0	0- 0	0- 0				

RPI S	Opponent	Score	RPI S	Opponent	Score	RPI S	Opponent	Score	RPI S	Opponent	Score	Team's RPI: 216
49	H Drexel	52 62	59	H Penn	45 55	105	A Auburn	62 66				
50	H Dayton	44 59	65	N Seton Hall	39 55	110	A VCU	40 47				
			73	H Temple	67 63	114	A Duquesne	42 53				
			88	A Saint Louis	48 63	114	H Duquesne	51 58				
			99	A Villanova	44 60	119	H Richmond	67 56				
			100	N Harvard	63 39	131	A Davidson	63 54				
						146	A Columbia	71 57				
						149	A Massachusetts	43 61				
						151	H George Washington	50 56				
						175	H Rhode Island	47 49				
						192	A La Salle	59 67				
						192	H La Salle	53 59				
						199	H American	72 51				
						211	N Furman	48 63				
						295	A St. Bonaventure	61 60				
						301	H Navy	49 40				
						310	H Sacred Heart	71 44				
LAST 10 Division I												
131	A Davidson	63 54	151	H George Washington	50 56							
192	H La Salle	53 59	192	A La Salle	59 67							
114	A Duquesne	42 53	295	A St. Bonaventure	61 60							
88	A Saint Louis	48 63	114	H Duquesne	51 58							
50	H Dayton	44 59	175	H Rhode Island	47 49							

Non-Div I Games:

Saint Joseph's

■ Loss,
 ■ Non-Conf,
 ■ S Site,
 ■ H Home
 ■ A Away
 N Neutral

Saint Louis

Through Games Of Feb. 19, 2020

Average RPI Win:	168	WON-LOST	WINNING	LAST 10	STRENGTH OF	OPP. STRENGTH	TEAM	ADJ.	CONF.	ADJ CONF.
Average RPI Loss:	101	RECORD	PCT. RANK	GAMES	SCHEDULE	OF SCHEDULE	RPI	RPI	RPI	RPI
DIV. I ONLY	16- 10	99	7-3	91	105	88	88	12	12	
DIV. I NON-CONF.	8- 5	117	0	84	54	69	69	12	12	
TOTALS	RPI 1-25	RPI 26-50	W-L RECORDS	RPI 51-100	RPI 101-150	RPI 150+				
16- 10	0- 1	0- 1	OVERALL	5- 2	3- 5	8- 1				
9- 4	0- 1	0- 0	HOME	4- 0	3- 3	2- 0				
7- 6	0- 0	0- 1	AWAY	1- 2	0- 2	6- 1				
0- 0	0- 0	0- 0	NEUTRAL	0- 0	0- 0	0- 0				
8- 5	0- 1	0- 0	NON-CONFERENCE	4- 1	1- 3	3- 0				
4- 2	0- 1	0- 0	HOME	3- 0	1- 1	0- 0				
4- 3	0- 0	0- 0	AWAY	1- 1	0- 2	3- 0				
0- 0	0- 0	0- 0	NEUTRAL	0- 0	0- 0	0- 0				
8- 5	0- 0	0- 1	CONFERENCE	1- 1	2- 2	5- 1				
5- 2	0- 0	0- 0	HOME	1- 0	2- 2	2- 0				
3- 3	0- 0	0- 1	AWAY	0- 1	0- 0	3- 1				
0- 0	0- 0	0- 0	NEUTRAL	0- 0	0- 0	0- 0				

RPI 1-25				RPI 26-50				RPI 51-100 Team's RPI: 88				RPI 101+			
RPI	S	Opponent	Score	RPI	S	Opponent	Score	RPI	S	Opponent	Score	RPI	S	Opponent	Score
16	H	Princeton	50 66	50	A	Dayton	47 48	62	H	UT Martin	56 50	101	A	Vanderbilt	50 62
								76	A	Cincinnati	60 50	110	H	VCU	52 65
								81	A	Southern Ill.	53 61	114	H	Duquesne	53 50
								91	H	Illinois St.	61 56	115	H	Kansas	60 68
								94	A	Fordham	54 66	123	H	Southeast Mo. St.	76 61
								94	H	Fordham	59 49	131	H	Davidson	58 65
								95	H	Colgate	61 51	139	A	Missouri	58 83
												149	H	Massachusetts	71 56
												151	A	George Washington	59 45
												175	A	Rhode Island	63 72
												183	A	Northern Ky.	67 42
												192	A	La Salle	77 61
												216	H	Saint Joseph's	63 48
												240	A	George Mason	64 51
												277	A	Indiana St.	55 53
												295	H	St. Bonaventure	72 51
												334	A	SIUE	68 35
LAST 10 Division I															
				94	H	Fordham	59 49	151	A	George Washington	59 45				
				149	H	Massachusetts	71 56	114	H	Duquesne	53 50				
				175	A	Rhode Island	63 72	94	A	Fordham	54 66				
				240	A	George Mason	64 51	50	A	Dayton	47 48				
				216	H	Saint Joseph's	63 48	295	H	St. Bonaventure	72 51				

Non-Div I Games:

Saint Louis

■ Loss,
 ■ Non-Conf,
 ■ S Site,
 ■ H Home
 ■ A Away
 N Neutral

Saint Mary's (CA)

Through Games Of Feb. 19, 2020

Average RPI Win:	209	WON-LOST	WINNING	LAST 10	STRENGTH OF	OPP. STRENGTH	TEAM	ADJ.	CONF.	ADJ CONF.
Average RPI Loss:	107	RECORD	PCT. RANK	GAMES	SCHEDULE	OF SCHEDULE	RPI	RPI	RPI	RPI
DIV. I ONLY	11- 15	220	2-8	78	116	154	154	11	11	
DIV. I NON-CONF.	5- 6	187	0	82	159	164	164	11	11	
TOTALS	RPI 1-25	RPI 26-50	W-L RECORDS	RPI 51-100	RPI 101-150	RPI 150+				
11- 15	1- 2	1- 2	OVERALL	0- 2	0- 6	9- 3				
7- 6	1- 1	1- 1	HOME	0- 1	0- 3	5- 0				
3- 9	0- 1	0- 1	AWAY	0- 1	0- 3	3- 3				
1- 0	0- 0	0- 0	NEUTRAL	0- 0	0- 0	1- 0				
5- 6	0- 1	1- 2	NON-CONFERENCE	0- 0	0- 1	4- 2				
4- 2	0- 1	1- 1	HOME	0- 0	0- 0	3- 0				
0- 4	0- 0	0- 1	AWAY	0- 0	0- 1	0- 2				
1- 0	0- 0	0- 0	NEUTRAL	0- 0	0- 0	1- 0				
6- 9	1- 1	0- 0	CONFERENCE	0- 2	0- 5	5- 1				
3- 4	1- 0	0- 0	HOME	0- 1	0- 3	2- 0				
3- 5	0- 1	0- 0	AWAY	0- 1	0- 2	3- 1				
0- 0	0- 0	0- 0	NEUTRAL	0- 0	0- 0	0- 0				

RPI 1-25				RPI 26-50				RPI 51-100				RPI 101+ Team's RPI: 154			
RPI	S	Opponent	Score	RPI	S	Opponent	Score	RPI	S	Opponent	Score	RPI	S	Opponent	Score
13	A	Gonzaga	49 74	32	H	Western Ky.	80 73	69	A	BYU	39 60	109	A	San Diego	59 73
13	H	Gonzaga	70 60	33	H	Marquette	63 77	69	H	BYU	55 65	109	H	San Diego	54 72
21	H	NC State	70 87	41	A	UCF	58 67					115	A	Kansas	81 86
												118	H	Pacific	66 68
												143	A	Portland	65 78
												143	H	Portland	53 72
												161	H	UC Davis	83 74
												190	A	Pepperdine	64 73
												190	H	Pepperdine	85 78
												197	A	Wyoming	67 69
												203	A	Santa Clara	95 87
												235	A	San Francisco	86 79
												241	A	Nevada	72 78
												267	H	UC Santa Barbara	64 43
												293	A	LMU (CA)	70 61
												293	H	LMU (CA)	86 70
												295	N	St. Bonaventure	72 57
												313	H	Cal Poly	84 67
LAST 10 Division I															
109	A	San Diego	59 73	293	A	LMU (CA)	70 61								
69	A	BYU	39 60	118	H	Pacific	66 68								
13	H	Gonzaga	70 60	69	H	BYU	55 65								
143	H	Portland	53 72	109	H	San Diego	54 72								
190	A	Pepperdine	64 73	143	A	Portland	65 78								

Non-Div I Games:

Saint Mary's (CA)

■ Loss,
 ■ Non-Conf, S Site,
 ■ Home
 ■ Away
 N Neutral

Average RPI Win: 276		WON-LOST	WINNING	LAST 10	STRENGTH OF	OPP. STRENGTH	TEAM	ADJ.	CONF.	ADJ CONF.
Average RPI Loss: 240		RECORD	PCT. RANK	GAMES	SCHEDULE	OF SCHEDULE	RPI	RPI	RPI	RPI
DIV. I ONLY		8- 16	265	4-6	346	324	326	326	24	24
DIV. I NON-CONF.		3- 6	235	0	341	347	326	326	25	25
TOTALS	RPI 1-25		RPI 26-50		W-L RECORDS		RPI 51-100		RPI 101-150	RPI 150+
8- 16	0- 0		0- 0		OVERALL		1- 1		0- 1	7- 14
5- 6	0- 0		0- 0		HOME		1- 0		0- 1	4- 5
3- 10	0- 0		0- 0		AWAY		0- 1		0- 0	3- 9
0- 0	0- 0		0- 0		NEUTRAL		0- 0		0- 0	0- 0
3- 6	0- 0		0- 0		NON-CONFERENCE		0- 0		0- 1	3- 5
1- 2	0- 0		0- 0		HOME		0- 0		0- 1	1- 1
2- 4	0- 0		0- 0		AWAY		0- 0		0- 0	2- 4
0- 0	0- 0		0- 0		NEUTRAL		0- 0		0- 0	0- 0
5- 10	0- 0		0- 0		CONFERENCE		1- 1		0- 0	4- 9
4- 4	0- 0		0- 0		HOME		1- 0		0- 0	3- 4
1- 6	0- 0		0- 0		AWAY		0- 1		0- 0	1- 5
0- 0	0- 0		0- 0		NEUTRAL		0- 0		0- 0	0- 0

[illegible]

Non-Div I Games:

Saint Peter's

Loss, Non-Conf, S Site, H Home A Away N Neutral

Average RPI Win:	250	WON-LOST	WINNING	LAST 10	STRENGTH OF	OPP. STRENGTH	TEAM	ADJ.	CONF.	ADJ CONF.
Average RPI Loss:	171	RECORD	PCT. RANK	GAMES	SCHEDULE	OF SCHEDULE	RPI	RPI	RPI	RPI
DIV. I ONLY	15- 7	63	7-3	319	228	144	144	23	23	
DIV. I NON-CONF.	2- 4	235	0	316	93	259	259	24	24	
TOTALS	RPI 1-25	RPI 26-50	W-L RECORDS	RPI 51-100	RPI 101-150	RPI 150+				
15- 7	0- 0	0- 0	OVERALL	1- 2	1- 2	13- 3				
7- 2	0- 0	0- 0	HOME	1- 0	0- 1	6- 1				
8- 5	0- 0	0- 0	AWAY	0- 2	1- 1	7- 2				
0- 0	0- 0	0- 0	NEUTRAL	0- 0	0- 0	0- 0				
2- 4	0- 0	0- 0	NON-CONFERENCE	0- 1	0- 1	2- 2				
1- 0	0- 0	0- 0	HOME	0- 0	0- 0	1- 0				
1- 4	0- 0	0- 0	AWAY	0- 1	0- 1	1- 2				
0- 0	0- 0	0- 0	NEUTRAL	0- 0	0- 0	0- 0				
13- 3	0- 0	0- 0	CONFERENCE	1- 1	1- 1	11- 1				
6- 2	0- 0	0- 0	HOME	1- 0	0- 1	5- 1				
7- 1	0- 0	0- 0	AWAY	0- 1	1- 0	6- 0				
0- 0	0- 0	0- 0	NEUTRAL	0- 0	0- 0	0- 0				

RPI 1-25				RPI 26-50				RPI 51-100				RPI 101+ Team's RPI: 144			
RPI	S	Opponent	Score	RPI	S	Opponent	Score	RPI	S	Opponent	Score	RPI	S	Opponent	Score
								57	A	Oklahoma	71 95	124	H	Abilene Christian	73 81
								85	H	SFA	63 55	147	A	Texas Tech	57 99
								96	A	A&M-Corpus Christi	54 57	150	A	New Orleans	78 46
												201	H	Louisiana	77 73
												215	A	Oral Roberts	41 64
												225	A	Central Ark.	72 54
												225	H	Central Ark.	73 58
												233	A	Southeastern La.	84 69
												233	H	Southeastern La.	81 75
												269	A	Lamar University	75 68
												269	H	Lamar University	68 47
												278	A	Nicholls St.	80 77
												278	H	Nicholls St.	87 71
												280	H	Incarnate Word	74 77
												281	A	Ole Miss	69 75
												303	A	UTSA	81 77
												316	A	Houston Baptist	97 69
												338	A	Northwestern St.	79 69
												343	H	McNeese	92 59
LAST 10 Division I															
269	A	Lamar University	75 68	85	H	SFA	63 55								
225	H	Central Ark.	73 58	96	A	A&M-Corpus Christi	54 57								
233	H	Southeastern La.	81 75	124	H	Abilene Christian	73 81								
278	A	Nicholls St.	80 77	316	A	Houston Baptist	97 69								
280	H	Incarnate Word	74 77	269	H	Lamar University	68 47								

Non-Div I Games: Jarvis Christian 114 46 Howard Payne 91 49 Wiley 102 52

Sam Houston St.

Average RPI Win:	267	WON-LOST	WINNING	LAST 10	STRENGTH OF	OPP. STRENGTH	TEAM	ADJ.	CONF.	ADJ CONF.
Average RPI Loss:	128	RECORD	PCT. RANK	GAMES	SCHEDULE	OF SCHEDULE	RPI	RPI	RPI	RPI
DIV. I ONLY	11- 13	198	7-3	159	270	167	167	27	27	
DIV. I NON-CONF.	4- 10	259	0	58	234	155	155	22	22	
TOTALS	RPI 1-25	RPI 26-50	W-L RECORDS	RPI 51-100	RPI 101-150	RPI 150+				
11- 13	0- 2	0- 2	OVERALL	0- 2	1- 2	10- 5				
3- 5	0- 0	0- 2	HOME	0- 0	0- 0	3- 3				
7- 8	0- 2	0- 0	AWAY	0- 2	1- 2	6- 2				
1- 0	0- 0	0- 0	NEUTRAL	0- 0	0- 0	1- 0				
4- 10	0- 2	0- 2	NON-CONFERENCE	0- 2	0- 2	4- 2				
0- 3	0- 0	0- 2	HOME	0- 0	0- 0	0- 1				
3- 7	0- 2	0- 0	AWAY	0- 2	0- 2	3- 1				
1- 0	0- 0	0- 0	NEUTRAL	0- 0	0- 0	1- 0				
7- 3	0- 0	0- 0	CONFERENCE	0- 0	1- 0	6- 3				
3- 2	0- 0	0- 0	HOME	0- 0	0- 0	3- 2				
4- 1	0- 0	0- 0	AWAY	0- 0	1- 0	3- 1				
0- 0	0- 0	0- 0	NEUTRAL	0- 0	0- 0	0- 0				

RPI 1-25				RPI 26-50				RPI 51-100				RPI 101+ Team's RPI: 167			
RPI	S	Opponent	Score	RPI	S	Opponent	Score	RPI	S	Opponent	Score	RPI	S	Opponent	Score
23	A	Kentucky	49 79	32	H	Western Ky.	84 88	62	A	UT Martin	75 80	126	A	UAB	69 76
25	A	Florida St.	59 88	48	H	Troy	65 74	94	A	Fordham	37 68	133	A	Florida	48 84
												148	A	UNC Greensboro	56 42
												163	A	North Ala.	79 63
												196	H	Chattanooga	60 46
												198	H	Tennessee Tech	57 72
												211	A	Furman	69 77
												211	H	Furman	59 72
												213	A	Kennesaw St.	55 60
												236	A	Murray St.	84 56
												282	A	Wofford	74 58
												282	H	Wofford	63 69
												285	H	ETSU	68 34
												320	N	Hofstra	65 45
												322	A	Mercer	60 54
												322	H	Mercer	72 64
												328	A	Alabama St.	83 48
												336	A	Western Caro.	62 50
LAST 10 Division I															
322	A	Mercer	60 54	285	H	ETSU	68 34								
282	H	Wofford	63 69	196	H	Chattanooga	60 46								
211	H	Furman	59 72	322	H	Mercer	72 64								
148	A	UNC Greensboro	56 42	211	A	Furman	69 77								
336	A	Western Caro.	62 50	282	A	Wofford	74 58								

Non-Div I Games: Montevallo 81 60

Samford

Loss, Non-Conf, S Site, H Home A Away N Neutral

Average RPI Win:	194	WON-LOST	WINNING	LAST 10	STRENGTH OF	OPP. STRENGTH	TEAM	ADJ.	CONF.	ADJ CONF.
Average RPI Loss:	120	RECORD	PCT. RANK	GAMES	SCHEDULE	OF SCHEDULE	RPI	RPI	RPI	RPI
DIV. I ONLY	15- 9	91	8-2	113	130	109	109	11	11	
DIV. I NON-CONF.	5- 5	164	0	239	290	238	238	11	11	
TOTALS	RPI 1-25	RPI 26-50	W-L RECORDS	RPI 51-100	RPI 101-150	RPI 150+				
15- 9	0- 2	0- 0	OVERALL	1- 1	4- 3	10- 3				
9- 5	0- 1	0- 0	HOME	1- 0	2- 3	6- 1				
6- 4	0- 1	0- 0	AWAY	0- 1	2- 0	4- 2				
0- 0	0- 0	0- 0	NEUTRAL	0- 0	0- 0	0- 0				
5- 5	0- 0	0- 0	NON-CONFERENCE	0- 0	0- 3	5- 2				
3- 4	0- 0	0- 0	HOME	0- 0	0- 3	3- 1				
2- 1	0- 0	0- 0	AWAY	0- 0	0- 0	2- 1				
0- 0	0- 0	0- 0	NEUTRAL	0- 0	0- 0	0- 0				
10- 4	0- 2	0- 0	CONFERENCE	1- 1	4- 0	5- 1				
6- 1	0- 1	0- 0	HOME	1- 0	2- 0	3- 0				
4- 3	0- 1	0- 0	AWAY	0- 1	2- 0	2- 1				
0- 0	0- 0	0- 0	NEUTRAL	0- 0	0- 0	0- 0				

RPI 1-25				RPI 26-50				RPI 51-100				RPI 101+ Team's RPI: 109			
RPI	S	Opponent	Score	RPI	S	Opponent	Score	RPI	S	Opponent	Score	RPI	S	Opponent	Score
13	A	Gonzaga	46 57					69	A	BYU	36 52	118	A	Pacific	66 64
13	H	Gonzaga	42 57					69	H	BYU	51 45	118	H	Pacific	66 61
												120	H	Idaho	32 65
												134	H	Washington	47 65
												143	A	Portland	62 58
												143	H	Portland	74 55
												147	H	Texas Tech	60 64
												154	A	Saint Mary's (CA)	72 54
												154	H	Saint Mary's (CA)	73 59
												166	A	San Jose St.	82 88
												170	H	Towson	81 67
												190	A	Pepperdine	57 73
												203	H	Santa Clara	50 47
												230	H	Cal St. Fullerton	67 72
												235	H	San Francisco	54 50
												242	A	San Diego St.	70 47
												279	H	Monmouth	57 49
												288	A	Air Force	70 59
												293	A	LMU (CA)	67 59
												299	H	CSUN	59 40
LAST 10 Division I															
154	H	Saint Mary's (CA)	73 59	235	H	San Francisco	54 50								
118	H	Pacific	66 61	203	H	Santa Clara	50 47								
69	H	BYU	51 45	118	A	Pacific	66 64								
143	A	Portland	62 58	154	A	Saint Mary's (CA)	72 54								
13	A	Gonzaga	46 57	69	A	BYU	36 52								

Non-Div I Games: Biola 81 28

San Diego

■ Loss,
 ■ Non-Conf,
 ■ S Site,
 ■ Home
 ■ Away
 N Neutral

Average RPI Win:	237	WON-LOST	WINNING	LAST 10	STRENGTH OF	OPP. STRENGTH	TEAM	ADJ.	CONF.	ADJ CONF.
Average RPI Loss:	185	RECORD	PCT. RANK	GAMES	SCHEDULE	OF SCHEDULE	RPI	RPI	RPI	RPI
DIV. I ONLY	11- 15	220	4-6	202	265	242	242	17	17	
DIV. I NON-CONF.	4- 7	225	0	258	327	289	289	21	21	
TOTALS	RPI 1-25	RPI 26-50	W-L RECORDS	RPI 51-100	RPI 101-150	RPI 150+				
11- 15	0- 0	0- 0	OVERALL	0- 2	0- 4	11- 9				
7- 8	0- 0	0- 0	HOME	0- 1	0- 3	7- 4				
4- 7	0- 0	0- 0	AWAY	0- 1	0- 1	4- 5				
0- 0	0- 0	0- 0	NEUTRAL	0- 0	0- 0	0- 0				
4- 7	0- 0	0- 0	NON-CONFERENCE	0- 0	0- 2	4- 5				
2- 5	0- 0	0- 0	HOME	0- 0	0- 2	2- 3				
2- 2	0- 0	0- 0	AWAY	0- 0	0- 0	2- 2				
0- 0	0- 0	0- 0	NEUTRAL	0- 0	0- 0	0- 0				
7- 8	0- 0	0- 0	CONFERENCE	0- 2	0- 2	7- 4				
5- 3	0- 0	0- 0	HOME	0- 1	0- 1	5- 1				
2- 5	0- 0	0- 0	AWAY	0- 1	0- 1	2- 3				
0- 0	0- 0	0- 0	NEUTRAL	0- 0	0- 0	0- 0				

RPI S	Opponent	Score	RPI S	Opponent	Score	RPI S	Opponent	Score	RPI S	Opponent	Score	Team's RPI: 242
						77	A Fresno St.	54 79	107	A Boise St.	72 86	
						77	H Fresno St.	60 65	107	H Boise St.	67 69	
									109	H San Diego	47 70	
									132	H California	48 74	
									166	A San Jose St.	67 84	
									170	H Towson	80 72	
									178	A Hawaii	58 61	
									197	A Wyoming	67 81	
									197	H Wyoming	67 60	
									202	A New Mexico	67 58	
									202	H New Mexico	75 74	
									205	H UNLV	48 39	
									230	H Cal St. Fullerton	55 45	
									241	A Nevada	69 70	
									258	H Colorado St.	59 49	
									261	H Arkansas St.	62 71	
									263	H Alabama A&M	53 61	
									267	A UC Santa Barbara	52 64	
									280	A Incarnate Word	57 48	
									287	A Utah St.	59 51	
									287	H Utah St.	66 62	
									288	H Air Force	49 51	
									294	A California Baptist	80 68	
									299	H CSUN	69 74	
LAST 10 Division I												
			107	H Boise St.	67 69		205	H UNLV	48 39			
			202	A New Mexico	67 58		197	A Wyoming	67 81			
			288	H Air Force	49 51		241	A Nevada	69 70			
			287	A Utah St.	59 51		77	H Fresno St.	60 65			
			202	H New Mexico	75 74		107	A Boise St.	72 86			

Non-Div I Games: Westcliff 77 56

San Diego St.

San Francisco

Through Games Of Feb. 19, 2020

Average RPI Win:	254	WON-LOST	WINNING	LAST 10	STRENGTH OF	OPP. STRENGTH	TEAM	ADJ.	CONF.	ADJ CONF.
Average RPI Loss:	122	RECORD	PCT. RANK	GAMES	SCHEDULE	OF SCHEDULE	RPI	RPI	RPI	RPI
DIV. I ONLY	9- 17	264	2-8	147	136	235	235	11	11	
DIV. I NON-CONF.	7- 5	131	0	155	222	142	142	11	11	
TOTALS	RPI 1-25	RPI 26-50	W-L RECORDS	RPI 51-100	RPI 101-150	RPI 150+				
9- 17	0- 4	0- 0	OVERALL	0- 1	0- 6	9- 6				
4- 8	0- 2	0- 0	HOME	0- 0	0- 3	4- 3				
2- 8	0- 1	0- 0	AWAY	0- 1	0- 3	2- 3				
3- 1	0- 1	0- 0	NEUTRAL	0- 0	0- 0	3- 0				
7- 5	0- 2	0- 0	NON-CONFERENCE	0- 0	0- 2	7- 1				
3- 2	0- 1	0- 0	HOME	0- 0	0- 1	3- 0				
1- 2	0- 0	0- 0	AWAY	0- 0	0- 1	1- 1				
3- 1	0- 1	0- 0	NEUTRAL	0- 0	0- 0	3- 0				
2- 12	0- 2	0- 0	CONFERENCE	0- 1	0- 4	2- 5				
1- 6	0- 1	0- 0	HOME	0- 0	0- 2	1- 3				
1- 6	0- 1	0- 0	AWAY	0- 1	0- 2	1- 2				
0- 0	0- 0	0- 0	NEUTRAL	0- 0	0- 0	0- 0				

RPI	S	Opponent	Score	RPI	S	Opponent	Score	RPI	S	Opponent	Score	RPI	S	Opponent	Score	Team's RPI: 235
9	H	Stanford	71 97					69	A	BYU	44 57	109	A	San Diego	50 54	
11	N	Mississippi St.	38 73									118	H	Pacific	61 84	
13	A	Gonzaga	38 56									120	H	Idaho	60 66	
13	H	Gonzaga	46 69									134	A	Washington	54 73	
												143	A	Portland	49 69	
												143	H	Portland	66 73	
												154	H	Saint Mary's (CA)	79 86	
												161	A	UC Davis	67 79	
												182	N	Houston	80 57	
												190	A	Pepperdine	70 82	
												190	H	Pepperdine	64 70	
												203	A	Santa Clara	72 66	
												203	H	Santa Clara	72 80	
												220	A	Northern Colo.	90 83	
												230	H	Cal St. Fullerton	71 63	
												257	N	Bowling Green	64 56	
												293	A	LMU (CA)	69 76	
												293	H	LMU (CA)	70 68	
												298	H	Sacramento St.	87 82	
												299	H	CSUN	79 61	
												304	N	UC Irvine	68 61	
LAST 10 Division I																
143	A	Portland	49 69	109	A	San Diego	50 54									
13	A	Gonzaga	38 56	69	A	BYU	44 57									
293	H	LMU (CA)	70 68	13	H	Gonzaga	46 69									
190	H	Pepperdine	64 70	143	H	Portland	66 73									
203	A	Santa Clara	72 66	190	A	Pepperdine	70 82									

Non-Div I Games:

San Francisco

■ Loss,
■ Non-Conf,
■ S Site,
■ H Home
■ A Away
N Neutral

Average RPI Win:	225	WON-LOST	WINNING	LAST 10	STRENGTH OF	OPP. STRENGTH	TEAM	ADJ.	CONF.	ADJ CONF.
Average RPI Loss:	178	RECORD	PCT. RANK	GAMES	SCHEDULE	OF SCHEDULE	RPI	RPI	RPI	RPI
DIV. I ONLY	14- 11	140	5-5	231	212	166	166	17	17	
DIV. I NON-CONF.	5- 5	164	0	302	211	237	237	21	21	
TOTALS	RPI 1-25	RPI 26-50	W-L RECORDS	RPI 51-100	RPI 101-150	RPI 150+				
14- 11	0- 0	0- 0	OVERALL	0- 3	3- 1	11- 7				
8- 3	0- 0	0- 0	HOME	0- 1	3- 0	5- 2				
6- 6	0- 0	0- 0	AWAY	0- 1	0- 1	6- 4				
0- 2	0- 0	0- 0	NEUTRAL	0- 1	0- 0	0- 1				
5- 5	0- 0	0- 0	NON-CONFERENCE	0- 1	2- 0	3- 4				
4- 0	0- 0	0- 0	HOME	0- 0	2- 0	2- 0				
1- 3	0- 0	0- 0	AWAY	0- 0	0- 0	1- 3				
0- 2	0- 0	0- 0	NEUTRAL	0- 1	0- 0	0- 1				
9- 6	0- 0	0- 0	CONFERENCE	0- 2	1- 1	8- 3				
4- 3	0- 0	0- 0	HOME	0- 1	1- 0	3- 2				
5- 3	0- 0	0- 0	AWAY	0- 1	0- 1	5- 1				
0- 0	0- 0	0- 0	NEUTRAL	0- 0	0- 0	0- 0				

RPI 1-25				RPI 26-50				RPI 51-100				RPI 101+				Team's RPI: 166	
RPI	S	Opponent	Score	RPI	S	Opponent	Score	RPI	S	Opponent	Score	RPI	S	Opponent	Score		
								69	N	BYU	56	75	107	A	Boise St.	67	85
								77	A	Fresno St.	76	78	107	H	Boise St.	74	61
								77	H	Fresno St.	76	85	109	H	San Diego	88	82
													142	H	Buffalo	95	88
													169	N	Northern Ariz.	64	67
													197	A	Wyoming	45	80
													202	A	New Mexico	81	80
													202	H	New Mexico	89	85
													203	A	Santa Clara	81	89
													205	H	UNLV	62	60
													227	A	CSU Bakersfield	71	75
													241	A	Nevada	72	70
													241	H	Nevada	76	80
													242	H	San Diego St.	84	67
													258	A	Colorado St.	58	53
													267	A	UC Santa Barbara	73	70
													287	A	Utah St.	76	61
													288	A	Air Force	68	60
													288	H	Air Force	66	67
													298	H	Sacramento St.	73	67
													304	A	UC Irvine	77	79
													306	H	Eastern Wash.	84	66
LAST 10 Division I																	
				107	A	Boise St.	67	85	107	H	Boise St.	74	61				
				288	H	Air Force	66	67	288	A	Air Force	68	60				
				77	A	Fresno St.	76	78	202	H	New Mexico	89	85				
				241	H	Nevada	76	80	205	H	UNLV	62	60				
				197	A	Wyoming	45	80	258	A	Colorado St.	58	53				

Non-Div I Games: La Verne 128 62

San Jose St.

Santa Clara

Through Games Of Feb. 19, 2020

Average RPI Win:	190	WON-LOST	WINNING	LAST 10	STRENGTH OF	OPP. STRENGTH	TEAM	ADJ.	CONF.	ADJ CONF.
Average RPI Loss:	136	RECORD	PCT. RANK	GAMES	SCHEDULE	OF SCHEDULE	RPI	RPI	RPI	RPI
DIV. I ONLY	8- 16	265	1-9	87	132	203	203	11	11	
DIV. I NON-CONF.	5- 5	164	0	59	191	98	98	11	11	
TOTALS	RPI 1-25	RPI 26-50	W-L RECORDS	RPI 51-100	RPI 101-150	RPI 150+				
8- 16	0- 4	0- 0	OVERALL	1- 1	1- 4	6- 7				
4- 6	0- 1	0- 0	HOME	1- 0	1- 1	2- 4				
3- 9	0- 3	0- 0	AWAY	0- 1	0- 3	3- 2				
1- 1	0- 0	0- 0	NEUTRAL	0- 0	0- 0	1- 1				
5- 5	0- 2	0- 0	NON-CONFERENCE	1- 0	0- 1	4- 2				
2- 1	0- 0	0- 0	HOME	1- 0	0- 0	1- 1				
2- 3	0- 2	0- 0	AWAY	0- 0	0- 1	2- 0				
1- 1	0- 0	0- 0	NEUTRAL	0- 0	0- 0	1- 1				
3- 11	0- 2	0- 0	CONFERENCE	0- 1	1- 3	2- 5				
2- 5	0- 1	0- 0	HOME	0- 0	1- 1	1- 3				
1- 6	0- 1	0- 0	AWAY	0- 1	0- 2	1- 2				
0- 0	0- 0	0- 0	NEUTRAL	0- 0	0- 0	0- 0				

RPI 1-25				RPI 26-50				RPI 51-100				RPI 101+ Team's RPI: 203			
RPI	S	Opponent	Score	RPI	S	Opponent	Score	RPI	S	Opponent	Score	RPI	S	Opponent	Score
5	A	Missouri St.	64 71					69	A	BYU	48 71	109	A	San Diego	47 50
13	A	Gonzaga	46 53					77	H	Fresno St.	90 66	118	H	Pacific	75 65
13	H	Gonzaga	52 67									132	A	California	65 69
24	A	Arizona	52 65									143	A	Portland	62 84
												143	H	Portland	77 80
												154	H	Saint Mary's (CA)	87 95
												161	A	UC Davis	62 61
												166	H	San Jose St.	89 81
												174	N	Montana	68 58
												190	A	Pepperdine	71 79
												190	H	Pepperdine	61 79
												191	N	Delaware	80 81
												235	A	San Francisco	80 72
												235	H	San Francisco	66 72
												276	H	Long Beach St.	46 54
												293	A	LMU (CA)	59 75
												293	H	LMU (CA)	76 60
												299	A	CSUN	76 55
LAST 10 Division I															
13	A	Gonzaga	46 53	69	A	BYU	48 71								
143	A	Portland	62 84	109	A	San Diego	47 50								
190	H	Pepperdine	61 79	143	H	Portland	77 80								
293	H	LMU (CA)	76 60	13	H	Gonzaga	52 67								
235	H	San Francisco	66 72	293	A	LMU (CA)	59 75								

Non-Div I Games: UC Santa Cruz 109 51

Santa Clara

Loss, Non-Conf, S Site, H Home A Away N Neutral

Average RPI Win:	301	WON-LOST	WINNING	LAST 10	STRENGTH OF	OPP. STRENGTH	TEAM	ADJ.	CONF.	ADJ CONF.
Average RPI Loss:	217	RECORD	PCT. RANK	GAMES	SCHEDULE	OF SCHEDULE	RPI	RPI	RPI	RPI
DIV. I ONLY	9- 12	219	6-4	338	341	308	308	31	31	
DIV. I NON-CONF.	3- 7	252	0	262	308	297	297	32	32	
TOTALS	RPI 1-25	RPI 26-50	W-L RECORDS	RPI 51-100	RPI 101-150	RPI 150+				
9- 12	0- 0	0- 0	OVERALL	0- 1	0- 2	9- 9				
7- 4	0- 0	0- 0	HOME	0- 1	0- 1	7- 2				
2- 8	0- 0	0- 0	AWAY	0- 0	0- 1	2- 7				
0- 0	0- 0	0- 0	NEUTRAL	0- 0	0- 0	0- 0				
3- 7	0- 0	0- 0	NON-CONFERENCE	0- 1	0- 2	3- 4				
2- 2	0- 0	0- 0	HOME	0- 1	0- 1	2- 0				
1- 5	0- 0	0- 0	AWAY	0- 0	0- 1	1- 4				
0- 0	0- 0	0- 0	NEUTRAL	0- 0	0- 0	0- 0				
6- 5	0- 0	0- 0	CONFERENCE	0- 0	0- 0	6- 5				
5- 2	0- 0	0- 0	HOME	0- 0	0- 0	5- 2				
1- 3	0- 0	0- 0	AWAY	0- 0	0- 0	1- 3				
0- 0	0- 0	0- 0	NEUTRAL	0- 0	0- 0	0- 0				

RPI 1-25			RPI 26-50			RPI 51-100			RPI 101+			Team's RPI: 308					
RPI	S	Opponent	Score	RPI	S	Opponent	Score	RPI	S	Opponent	Score	RPI	S	Opponent	Score		
								89	H	Montana St.	65	73	120	H	Idaho	84	90
												134	A	Washington	46	78	
												169	A	Northern Ariz.	80	88	
												180	A	Idaho St.	48	73	
												217	H	UMKC	65	76	
												222	H	Grand Canyon	48	56	
												227	H	CSU Bakersfield	63	57	
												230	A	Cal St. Fullerton	63	81	
												276	H	Long Beach St.	66	54	
												287	A	Utah St.	63	70	
												294	A	California Baptist	83	49	
												298	H	Sacramento St.	88	84	
												313	A	Cal Poly	72	49	
												314	A	UTRGV	81	85	
												314	H	UTRGV	78	70	
												317	A	New Mexico St.	65	83	
												317	H	New Mexico St.	67	57	
												324	A	Utah Valley	58	70	
												324	H	Utah Valley	82	80	
												346	H	Chicago St.	80	51	
LAST 10 Division I																	
				314	H	UTRGV	78	70				222	H	Grand Canyon	48	56	
				317	H	New Mexico St.	67	57				317	A	New Mexico St.	65	83	
				324	H	Utah Valley	82	80				314	A	UTRGV	81	85	
				294	A	California Baptist	83	49				324	A	Utah Valley	58	70	
				227	H	CSU Bakersfield	63	57				346	H	Chicago St.	80	51	

Non-Div I Games: Warner Pacific 89 47 Saint Martin's 91 81 Central Wash. 75 65

Seattle U

Loss, Non-Conf, S Site, H Home A Away N Neutral

Average RPI Win:	168	WON-LOST	WINNING	LAST 10	STRENGTH OF	OPP. STRENGTH	TEAM	ADJ.	CONF.	ADJ CONF.
Average RPI Loss:	51	RECORD	PCT. RANK	GAMES	SCHEDULE	OF SCHEDULE	RPI	RPI	RPI	RPI
DIV. I ONLY	16- 10	99	6-4	53	76	65	65	6	6	
DIV. I NON-CONF.	7- 4	100	0	62	131	90	90	6	6	
TOTALS	RPI 1-25	RPI 26-50	W-L RECORDS	RPI 51-100	RPI 101-150	RPI 150+				
16- 10	0- 4	2- 2	OVERALL	2- 3	4- 1	8- 0				
8- 5	0- 3	2- 0	HOME	0- 2	2- 0	4- 0				
6- 4	0- 1	0- 2	AWAY	2- 0	1- 1	3- 0				
2- 1	0- 0	0- 0	NEUTRAL	0- 1	1- 0	1- 0				
7- 4	0- 2	0- 0	NON-CONFERENCE	0- 1	2- 1	5- 0				
4- 2	0- 2	0- 0	HOME	0- 0	1- 0	3- 0				
1- 1	0- 0	0- 0	AWAY	0- 0	0- 1	1- 0				
2- 1	0- 0	0- 0	NEUTRAL	0- 1	1- 0	1- 0				
9- 6	0- 2	2- 2	CONFERENCE	2- 2	2- 0	3- 0				
4- 3	0- 1	2- 0	HOME	0- 2	1- 0	1- 0				
5- 3	0- 1	0- 2	AWAY	2- 0	1- 0	2- 0				
0- 0	0- 0	0- 0	NEUTRAL	0- 0	0- 0	0- 0				

RPI 1-25				RPI 26-50				RPI 51-100 Team's RPI: 65				RPI 101+			
RPI	S	Opponent	Score	RPI	S	Opponent	Score	RPI	S	Opponent	Score	RPI	S	Opponent	Score
7	H	UConn	78 92	33	A	Marquette	60 81	67	H	St. John's (NY)	66 82	101	N	Vanderbilt	69 65
16	H	Princeton	76 78	33	H	Marquette	72 60	74	N	Georgia Tech	54 79	110	H	VCU	53 33
20	A	DePaul	68 85	40	A	Creighton	66 78	93	A	Butler	67 62	135	A	Lehigh	68 75
20	H	DePaul	76 86	40	H	Creighton	82 70	99	A	Villanova	65 63	140	A	Providence	71 45
								99	H	Villanova	55 61	140	H	Providence	97 55
												185	H	Lafayette	74 50
												216	N	Saint Joseph's	55 39
												229	A	Iona	89 37
												246	H	Fairfield	74 44
												248	A	Georgetown	61 47
												248	H	Georgetown	79 60
												249	A	Xavier	83 61
												310	H	Sacred Heart	95 69
LAST 10 Division I															
				40	A	Creighton	66 78	248	A	Georgetown	61 47				
				140	A	Providence	71 45	67	H	St. John's (NY)	66 82				
				20	H	DePaul	76 86	140	H	Providence	97 55				
				33	H	Marquette	72 60	40	H	Creighton	82 70				
				99	A	Villanova	65 63	33	A	Marquette	60 81				

Non-Div I Games:

Seton Hall

■ Loss,
■ Non-Conf,
■ S Site,
■ H Home
■ A Away
N Neutral

S
i
e
n
a

S
i
e
n
a

Siena

Page 262

South Alabama

Through Games Of Feb. 19, 2020

Average RPI Win:	260	WON-LOST	WINNING	LAST 10	STRENGTH OF	OPP. STRENGTH	TEAM	ADJ.	CONF.	ADJ CONF.
Average RPI Loss:	138	RECORD	PCT. RANK	GAMES	SCHEDULE	OF SCHEDULE	RPI	RPI	RPI	RPI
DIV. I ONLY	10- 13	214	6-4	234	206	237	237	21	21	
DIV. I NON-CONF.	3- 7	252	0	254	58	291	291	20	20	
TOTALS	RPI 1-25	RPI 26-50	W-L RECORDS	RPI 51-100	RPI 101-150	RPI 150+				
10- 13	0- 0	0- 2	OVERALL	1- 3	0- 3	9- 5				
6- 6	0- 0	0- 1	HOME	1- 2	0- 2	5- 1				
4- 7	0- 0	0- 1	AWAY	0- 1	0- 1	4- 4				
0- 0	0- 0	0- 0	NEUTRAL	0- 0	0- 0	0- 0				
3- 7	0- 0	0- 1	NON-CONFERENCE	1- 1	0- 2	2- 3				
2- 4	0- 0	0- 1	HOME	1- 1	0- 1	1- 1				
1- 3	0- 0	0- 0	AWAY	0- 0	0- 1	1- 2				
0- 0	0- 0	0- 0	NEUTRAL	0- 0	0- 0	0- 0				
7- 6	0- 0	0- 1	CONFERENCE	0- 2	0- 1	7- 2				
4- 2	0- 0	0- 0	HOME	0- 1	0- 1	4- 0				
3- 4	0- 0	0- 1	AWAY	0- 1	0- 0	3- 2				
0- 0	0- 0	0- 0	NEUTRAL	0- 0	0- 0	0- 0				

RPI S	Opponent	Score	RPI S	Opponent	Score	RPI S	Opponent	Score	RPI S	Opponent	Score	Team's RPI: 237
46	H Rutgers	56 77	48	A Troy	68 85	79	H Alabama	62 74	105	H Auburn	62 82	
						83	A Coastal Caro.	73 76	108	H UT Arlington	45 68	
						83	H Coastal Caro.	62 71	126	A UAB	61 77	
						96	H A&M-Corpus Christi	83 82	157	A Tulane	62 53	
									186	H Miami (OH)	73 76	
									201	A Louisiana	68 73	
									201	H Louisiana	78 63	
									208	A Southern Miss.	55 62	
									238	A Appalachian St.	59 71	
									238	H Appalachian St.	81 66	
									260	H Texas St.	78 76	
									285	A ETSU	60 65	
									302	A Ga. Southern	71 65	
									309	A Georgia St.	81 64	
									335	H Tennessee St.	70 48	
									350	A La.-Monroe	73 39	
									350	H La.-Monroe	72 63	
LAST 10 Division I												
83	A Coastal Caro.	73 76	260	H Texas St.	78 76							
238	A Appalachian St.	59 71	108	H UT Arlington	45 68							
350	A La.-Monroe	73 39	302	A Ga. Southern	71 65							
201	H Louisiana	78 63	309	A Georgia St.	81 64							
48	A Troy	68 85	350	H La.-Monroe	72 63							

Non-Div I Games: William Carey 68 52 Mobile 103 59

South Alabama

Loss, Non-Conf, S Site, H Home A Away N Neutral

South Carolina

Through Games Of Feb. 19, 2020

Average RPI Win:	100	WON-LOST	WINNING	LAST 10	STRENGTH OF	OPP. STRENGTH	TEAM	ADJ.	CONF.	ADJ CONF.
Average RPI Loss:	19	RECORD	PCT. RANK	GAMES	SCHEDULE	OF SCHEDULE	RPI	RPI	RPI	RPI
DIV. I ONLY	25- 1	1	10-0	13	3	2	2	4	4	
DIV. I NON-CONF.	13- 1	9	1-0	22	6	3	3	5	5	
TOTALS	RPI 1-25	RPI 26-50		W-L RECORDS		RPI 51-100	RPI 101-150	RPI 150+		
25- 1	5- 1	6- 0		OVERALL		5- 0	4- 0	5- 0		
13- 0	3- 0	4- 0		HOME		1- 0	2- 0	3- 0		
10- 0	1- 0	2- 0		AWAY		3- 0	2- 0	2- 0		
2- 1	1- 1	0- 0		NEUTRAL		1- 0	0- 0	0- 0		
13- 1	3- 1	4- 0		NON-CONFERENCE		2- 0	0- 0	4- 0		
7- 0	1- 0	3- 0		HOME		0- 0	0- 0	3- 0		
4- 0	1- 0	1- 0		AWAY		1- 0	0- 0	1- 0		
2- 1	1- 1	0- 0		NEUTRAL		1- 0	0- 0	0- 0		
12- 0	2- 0	2- 0		CONFERENCE		3- 0	4- 0	1- 0		
6- 0	2- 0	1- 0		HOME		1- 0	2- 0	0- 0		
6- 0	0- 0	1- 0		AWAY		2- 0	2- 0	1- 0		
0- 0	0- 0	0- 0		NEUTRAL		0- 0	0- 0	0- 0		

RPI	S	Opponent	Score	RPI	S	Opponent	Score	RPI	S	Opponent	Score	RPI	S	Opponent	Score
3	A	Maryland	63 54	31	H	Duke	89 46	54	H	Tennessee	69 48	101	A	Vanderbilt	93 57
4	N	Baylor	74 59	37	H	Purdue	85 49	73	A	Temple	78 71	101	H	Vanderbilt	95 44
7	H	UConn	70 52	38	H	South Dakota	73 60	79	A	Alabama	93 78	105	H	Auburn	79 53
11	H	Mississippi St.	81 79	39	A	Arkansas	86 65	80	A	Georgia	88 53	139	A	Missouri	78 45
19	N	Indiana	57 71	39	H	Arkansas	91 82	97	N	Washington St.	68 53	224	A	Clemson	84 48
23	H	Kentucky	99 72	50	A	Dayton	75 49					238	H	Appalachian St.	92 50
LAST 10 Division I															
101	H	Vanderbilt	95 44	281	A	Ole Miss	87 32								
105	H	Auburn	79 53	80	A	Georgia	88 53								
7	H	UConn	70 52	11	H	Mississippi St.	81 79								
39	A	Arkansas	86 65	139	A	Missouri	78 45								
54	H	Tennessee	69 48	101	A	Vanderbilt	93 57								

Non-Div I Games:

South Carolina

Loss, Non-Conf, S Site, H Home A Away N Neutral

Average RPI Win:	331	WON-LOST	WINNING	LAST 10	STRENGTH OF	OPP. STRENGTH	TEAM	ADJ.	CONF.	ADJ CONF.
Average RPI Loss:	242	RECORD	PCT. RANK	GAMES	SCHEDULE	OF SCHEDULE	RPI	RPI	RPI	RPI
DIV. I ONLY	3- 22	338	1-9	343	348	349	349	29	29	
DIV. I NON-CONF.	1- 12	335	0	322	346	347	347	29	29	
TOTALS	RPI 1-25	RPI 26-50	W-L RECORDS	RPI 51-100	RPI 101-150	RPI 150+				
3- 22	0- 0	0- 0	OVERALL	0- 1	0- 1	3- 20				
1- 10	0- 0	0- 0	HOME	0- 0	0- 1	1- 9				
2- 11	0- 0	0- 0	AWAY	0- 1	0- 0	2- 10				
0- 1	0- 0	0- 0	NEUTRAL	0- 0	0- 0	0- 1				
1- 12	0- 0	0- 0	NON-CONFERENCE	0- 1	0- 0	1- 11				
0- 5	0- 0	0- 0	HOME	0- 0	0- 0	0- 5				
1- 6	0- 0	0- 0	AWAY	0- 1	0- 0	1- 5				
0- 1	0- 0	0- 0	NEUTRAL	0- 0	0- 0	0- 1				
2- 10	0- 0	0- 0	CONFERENCE	0- 0	0- 1	2- 9				
1- 5	0- 0	0- 0	HOME	0- 0	0- 1	1- 4				
1- 5	0- 0	0- 0	AWAY	0- 0	0- 0	1- 5				
0- 0	0- 0	0- 0	NEUTRAL	0- 0	0- 0	0- 0				

RPI S	Opponent	Score	RPI S	Opponent	Score	RPI S	Opponent	Score	RPI S	Opponent	Score	Team's RPI: 349
						83 A	Coastal Caro.	44 85	111 H	Bethune-Cookman	55 66	
									156 A	N.C. A&T	55 66	
									163 N	North Ala.	46 99	
									188 H	Radford	45 60	
									194 A	Norfolk St.	42 76	
									205 A	UNLV	57 66	
									210 H	North Dakota	53 95	
									243 A	Morgan St.	47 77	
									243 H	Morgan St.	47 60	
									245 A	UNC Asheville	51 82	
									247 A	Howard	47 78	
									252 H	Col. of Charleston	55 76	
									268 A	UNCW	46 84	
									270 H	Delaware St.	64 76	
									307 H	Presbyterian	49 70	
									309 A	Georgia St.	52 77	
									312 A	N.C. Central	49 90	
									322 H	Mercer	55 66	
									323 H	UMES	60 55	
									327 A	Coppin St.	71 60	
									327 H	Coppin St.	42 61	
									330 A	USC Upstate	47 58	
									342 H	Florida A&M	39 44	
									344 A	Charleston So.	81 75	
LAST 10 Division I												
243 H	Morgan St.	47 60	111 H	Bethune-Cookman	55 66							
327 H	Coppin St.	42 61	194 A	Norfolk St.	42 76							
270 H	Delaware St.	64 76	323 H	UMES	60 55							
156 A	N.C. A&T	55 66	342 H	Florida A&M	39 44							
312 A	N.C. Central	49 90	247 A	Howard	47 78							

Non-Div I Games:

South Carolina St.

Loss, Non-Conf, S Site, H Home A Away N Neutral

South Dakota

Through Games Of Feb. 19, 2020

Average RPI Win:	195	WON-LOST	WINNING	LAST 10	STRENGTH OF	OPP. STRENGTH	TEAM	ADJ.	CONF.	ADJ CONF.
Average RPI Loss:	4	RECORD	PCT. RANK	GAMES	SCHEDULE	OF SCHEDULE	RPI	RPI	RPI	RPI
DIV. I ONLY	23- 2	7	10-0	217	89	38	38	19	19	
DIV. I NON-CONF.	10- 2	29	0	75	2	18	18	18	18	
TOTALS	RPI 1-25	RPI 26-50	W-L RECORDS	RPI 51-100	RPI 101-150	RPI 150+				
23- 2	1- 2	2- 0	OVERALL	1- 0	4- 0	15- 0				
11- 1	0- 1	2- 0	HOME	1- 0	1- 0	7- 0				
10- 1	0- 1	0- 0	AWAY	0- 0	3- 0	7- 0				
2- 0	1- 0	0- 0	NEUTRAL	0- 0	0- 0	1- 0				
10- 2	1- 2	2- 0	NON-CONFERENCE	0- 0	4- 0	3- 0				
5- 1	0- 1	2- 0	HOME	0- 0	1- 0	2- 0				
3- 1	0- 1	0- 0	AWAY	0- 0	3- 0	0- 0				
2- 0	1- 0	0- 0	NEUTRAL	0- 0	0- 0	1- 0				
13- 0	0- 0	0- 0	CONFERENCE	1- 0	0- 0	12- 0				
6- 0	0- 0	0- 0	HOME	1- 0	0- 0	5- 0				
7- 0	0- 0	0- 0	AWAY	0- 0	0- 0	7- 0				
0- 0	0- 0	0- 0	NEUTRAL	0- 0	0- 0	0- 0				

RPI 1-25				RPI 26-50				Team's RPI: 38				RPI 51-100				RPI 101+			
RPI	S	Opponent	Score	RPI	S	Opponent	Score	RPI	S	Opponent	Score	RPI	S	Opponent	Score	RPI	S	Opponent	Score
2	A	South Carolina	60 73	34	H	Drake	102 94	87	H	South Dakota St.	83 48	112	A	Utah	84 81				
5	H	Missouri St.	66 74	40	H	Creighton	72 65					125	A	Northeastern	80 76				
22	N	Ohio St.	68 53									138	A	Green Bay	66 60				
												139	H	Missouri	72 56				
												174	H	Montana	96 64				
												176	N	Northern Ill.	91 48				
												195	A	Western Ill.	96 65				
												195	H	Western Ill.	88 51				
												210	A	North Dakota	93 46				
												215	A	Oral Roberts	77 73				
												215	H	Oral Roberts	79 56				
												253	A	Denver	92 60				
												253	H	Denver	104 61				
												292	A	North Dakota St.	80 36				
												311	A	Omaha	71 39				
												311	H	Omaha	77 44				
												327	H	Coppin St.	82 44				
												332	A	Purdue Fort Wayne	62 41				
												332	H	Purdue Fort Wayne	79 25				
LAST 10 Division I																			
215	A	Oral Roberts	77 73	215	H	Oral Roberts	79 56												
195	H	Western Ill.	88 51	332	H	Purdue Fort Wayne	79 25												
210	A	North Dakota	93 46	87	H	South Dakota St.	83 48												
253	A	Denver	92 60	292	A	North Dakota St.	80 36												
311	A	Omaha	71 39	311	H	Omaha	77 44												

Non-Div I Games: Mt. Marty 110 39

South Dakota

Loss, Non-Conf, S Site, H Home A Away N Neutral

Average RPI Win:	222	WON-LOST	WINNING	LAST 10	STRENGTH OF	OPP. STRENGTH	TEAM	ADJ.	CONF.	ADJ CONF.
Average RPI Loss:	56	RECORD	PCT. RANK	GAMES	SCHEDULE	OF SCHEDULE	RPI	RPI	RPI	RPI
DIV. I ONLY	18- 8	60	8-2	140	111	87	87	19	19	
DIV. I NON-CONF.	7- 6	161	0	25	10	63	63	18	18	
TOTALS	RPI 1-25	RPI 26-50	W-L RECORDS	RPI 51-100	RPI 101-150	RPI 150+				
18- 8	0- 2	0- 5	OVERALL	2- 0	2- 0	14- 1				
10- 3	0- 1	0- 1	HOME	1- 0	0- 0	9- 1				
6- 4	0- 1	0- 3	AWAY	0- 0	1- 0	5- 0				
2- 1	0- 0	0- 1	NEUTRAL	1- 0	1- 0	0- 0				
7- 6	0- 2	0- 4	NON-CONFERENCE	2- 0	2- 0	3- 0				
4- 2	0- 1	0- 1	HOME	1- 0	0- 0	3- 0				
1- 3	0- 1	0- 2	AWAY	0- 0	1- 0	0- 0				
2- 1	0- 0	0- 1	NEUTRAL	1- 0	1- 0	0- 0				
11- 2	0- 0	0- 1	CONFERENCE	0- 0	0- 0	11- 1				
6- 1	0- 0	0- 0	HOME	0- 0	0- 0	6- 1				
5- 1	0- 0	0- 1	AWAY	0- 0	0- 0	5- 0				
0- 0	0- 0	0- 0	NEUTRAL	0- 0	0- 0	0- 0				

RPI 1-25				RPI 26-50				RPI 51-100 Team's RPI: 87				RPI 101+			
RPI	S	Opponent	Score	RPI	S	Opponent	Score	RPI	S	Opponent	Score	RPI	S	Opponent	Score
1	A	Oregon	56 95	29	N	FGCU	70 71	71	N	South Fla.	61 50	113	N	Notre Dame	65 59
18	H	Central Mich.	74 79	33	H	Marquette	58 65	89	H	Montana St.	60 50	138	A	Green Bay	60 55
				34	A	Drake	67 74					195	A	Western Ill.	89 48
				38	A	South Dakota	48 83					195	H	Western Ill.	75 45
				40	A	Creighton	48 61					196	H	Chattanooga	71 56
												197	H	Wyoming	67 40
												210	H	North Dakota	99 64
												215	A	Oral Roberts	76 61
												215	H	Oral Roberts	58 44
												253	A	Denver	86 79
												253	H	Denver	62 72
												292	H	North Dakota St.	60 52
												311	A	Omaha	68 51
												311	H	Omaha	69 59
												327	H	Coppin St.	94 41
												332	A	Purdue Fort Wayne	100 69
												332	H	Purdue Fort Wayne	89 43
LAST 10 Division I															
332	H	Purdue Fort Wayne	89 43	292	H	North Dakota St.	60 52								
253	H	Denver	62 72	38	A	South Dakota	48 83								
311	H	Omaha	69 59	210	H	North Dakota	99 64								
215	A	Oral Roberts	76 61	332	A	Purdue Fort Wayne	100 69								
195	A	Western Ill.	89 48	253	A	Denver	86 79								

Non-Div I Games: Dakota Wesleyan 77 46

South Dakota St.

Average RPI Win:	170	WON-LOST	WINNING	LAST 10	STRENGTH OF	OPP. STRENGTH	TEAM	ADJ.	CONF.	ADJ CONF.
Average RPI Loss:	62	RECORD	PCT. RANK	GAMES	SCHEDULE	OF SCHEDULE	RPI	RPI	RPI	RPI
DIV. I ONLY	15- 11	126	5-5	31	86	71	71	9	9	
DIV. I NON-CONF.	8- 6	138	0	36	162	102	102	9	9	
TOTALS	RPI 1-25	RPI 26-50	W-L RECORDS	RPI 51-100	RPI 101-150	RPI 150+				
15- 11	0- 3	1- 3	OVERALL	2- 3	2- 1	10- 1				
12- 2	0- 1	1- 1	HOME	2- 0	2- 0	7- 0				
3- 5	0- 1	0- 1	AWAY	0- 2	0- 0	3- 1				
0- 4	0- 1	0- 1	NEUTRAL	0- 1	0- 1	0- 0				
8- 6	0- 2	1- 1	NON-CONFERENCE	0- 1	2- 1	5- 1				
8- 0	0- 0	1- 0	HOME	0- 0	2- 0	5- 0				
0- 2	0- 1	0- 0	AWAY	0- 0	0- 0	0- 1				
0- 4	0- 1	0- 1	NEUTRAL	0- 1	0- 1	0- 0				
7- 5	0- 1	0- 2	CONFERENCE	2- 2	0- 0	5- 0				
4- 2	0- 1	0- 1	HOME	2- 0	0- 0	2- 0				
3- 3	0- 0	0- 1	AWAY	0- 2	0- 0	3- 0				
0- 0	0- 0	0- 0	NEUTRAL	0- 0	0- 0	0- 0				

RPI 1-25				RPI 26-50				RPI 51-100 Team's RPI: 71				RPI 101+			
RPI	S	Opponent	Score	RPI	S	Opponent	Score	RPI	S	Opponent	Score	RPI	S	Opponent	Score
4	A	Baylor	46 58	29	N	FGCU	77 81	73	A	Temple	66 69	110	H	VCU	77 55
7	H	UConn	47 67	41	A	UCF	48 56	73	H	Temple	99 51	113	N	Notre Dame	51 67
11	N	Mississippi St.	61 86	41	H	UCF	57 64	76	A	Cincinnati	55 60	120	H	Idaho	67 64
				42	H	Texas	64 57	76	H	Cincinnati	76 68	157	A	Tulane	53 43
								87	N	South Dakota St.	50 61	157	H	Tulane	63 56
												159	A	Wichita St.	56 50
												172	H	Jacksonville	70 39
												182	H	Houston	74 45
												205	A	UNLV	51 61
												218	H	Brown	70 60
												247	H	Howard	82 53
												254	H	Saint Francis (PA)	62 23
												256	A	Tulsa	68 52
												328	H	Alabama St.	80 29
LAST 10 Division I															
41	A	UCF	48 56	182	H	Houston	74 45								
7	H	UConn	47 67	157	H	Tulane	63 56								
157	A	Tulane	53 43	159	A	Wichita St.	56 50								
73	H	Temple	99 51	41	H	UCF	57 64								
76	A	Cincinnati	55 60	73	A	Temple	66 69								

Non-Div I Games:

South Fla.

■ Loss,
 ■ Non-Conf,
 ■ S Site,
 ■ H Home
 ■ A Away
 N Neutral

Average RPI Win:	247	WON-LOST	WINNING	LAST 10	STRENGTH OF	OPP. STRENGTH	TEAM	ADJ.	CONF.	ADJ CONF.
Average RPI Loss:	150	RECORD	PCT. RANK	GAMES	SCHEDULE	OF SCHEDULE	RPI	RPI	RPI	RPI
DIV. I ONLY	18- 5	36	10-0	334	229	123	123	20	20	
DIV. I NON-CONF.	6- 3	90	0	343	145	174	174	23	23	
TOTALS	RPI 1-25	RPI 26-50	W-L RECORDS	RPI 51-100	RPI 101-150	RPI 150+				
18- 5	0- 0	0- 0	OVERALL	2- 2	0- 0	16- 3				
9- 1	0- 0	0- 0	HOME	2- 1	0- 0	7- 0				
9- 4	0- 0	0- 0	AWAY	0- 1	0- 0	9- 3				
0- 0	0- 0	0- 0	NEUTRAL	0- 0	0- 0	0- 0				
6- 3	0- 0	0- 0	NON-CONFERENCE	1- 1	0- 0	5- 2				
2- 0	0- 0	0- 0	HOME	1- 0	0- 0	1- 0				
4- 3	0- 0	0- 0	AWAY	0- 1	0- 0	4- 2				
0- 0	0- 0	0- 0	NEUTRAL	0- 0	0- 0	0- 0				
12- 2	0- 0	0- 0	CONFERENCE	1- 1	0- 0	11- 1				
7- 1	0- 0	0- 0	HOME	1- 1	0- 0	6- 0				
5- 1	0- 0	0- 0	AWAY	0- 0	0- 0	5- 1				
0- 0	0- 0	0- 0	NEUTRAL	0- 0	0- 0	0- 0				

RPI 1-25				RPI 26-50				RPI 51-100				RPI 101+				Team's RPI: 123	
RPI	S	Opponent	Score	RPI	S	Opponent	Score	RPI	S	Opponent	Score	RPI	S	Opponent	Score		
								60	H	Belmont	45 57	173	A	Eastern Mich.	64 69		
								62	H	UT Martin	71 69	177	A	Austin Peay	79 66		
								81	H	Southern Ill.	79 65	177	H	Austin Peay	81 43		
								88	A	Saint Louis	61 76	195	A	Western Ill.	91 97		
												198	H	Tennessee Tech	87 72		
												226	A	Eastern Ill.	77 65		
												236	A	Murray St.	62 70		
												236	H	Murray St.	88 73		
												261	A	Arkansas St.	79 67		
												266	A	Eastern Ky.	60 44		
												272	A	Morehead St.	67 61		
												274	H	Jacksonville St.	79 52		
												277	A	Indiana St.	68 58		
												281	A	Ole Miss	70 53		
												325	H	Evansville	83 60		
												332	A	Purdue Fort Wayne	58 48		
												334	A	SIUE	66 56		
												334	H	SIUE	80 57		
												335	H	Tennessee St.	83 54		
LAST 10 Division I																	
				334	H	SIUE	80 57	272	A	Morehead St.	67 61						
				62	H	UT Martin	71 69	226	A	Eastern Ill.	77 65						
				198	H	Tennessee Tech	87 72	334	A	SIUE	66 56						
				274	H	Jacksonville St.	79 52	236	H	Murray St.	88 73						
				266	A	Eastern Ky.	60 44	177	H	Austin Peay	81 43						

Non-Div I Games: Harris-Stowe 106 64 Mo.-St. Louis 70 56

Southeast Mo. St.

Loss, Non-Conf, S Site, H Home A Away N Neutral

Average RPI Win:	249	WON-LOST	WINNING	LAST 10	STRENGTH OF	OPP. STRENGTH	TEAM	ADJ.	CONF.	ADJ CONF.
Average RPI Loss:	169	RECORD	PCT. RANK	GAMES	SCHEDULE	OF SCHEDULE	RPI	RPI	RPI	RPI
DIV. I ONLY	9- 14	243	5-5	226	289	233	233	23	23	
DIV. I NON-CONF.	2- 6	279	0	199	264	249	249	24	24	
TOTALS	RPI 1-25	RPI 26-50	W-L RECORDS	RPI 51-100	RPI 101-150	RPI 150+				
9- 14	0- 0	0- 1	OVERALL	1- 3	2- 3	6- 7				
5- 3	0- 0	0- 0	HOME	1- 0	2- 1	2- 2				
4- 11	0- 0	0- 1	AWAY	0- 3	0- 2	4- 5				
0- 0	0- 0	0- 0	NEUTRAL	0- 0	0- 0	0- 0				
2- 6	0- 0	0- 1	NON-CONFERENCE	0- 1	1- 0	1- 4				
1- 0	0- 0	0- 0	HOME	0- 0	1- 0	0- 0				
1- 6	0- 0	0- 1	AWAY	0- 1	0- 0	1- 4				
0- 0	0- 0	0- 0	NEUTRAL	0- 0	0- 0	0- 0				
7- 8	0- 0	0- 0	CONFERENCE	1- 2	1- 3	5- 3				
4- 3	0- 0	0- 0	HOME	1- 0	1- 1	2- 2				
3- 5	0- 0	0- 0	AWAY	0- 2	0- 2	3- 1				
0- 0	0- 0	0- 0	NEUTRAL	0- 0	0- 0	0- 0				

RPI S	Opponent	Score	RPI S	Opponent	Score	RPI S	Opponent	Score	RPI S	Opponent	Score	Team's RPI: 233
28	A LSU	52 62	79	A Alabama	50 87	124	A Abilene Christian	53 61				
			85	A SFA	51 77	144	A Sam Houston St.	75 81				
			96	A A&M-Corpus Christi	48 49	144	H Sam Houston St.	69 84				
			96	H A&M-Corpus Christi	48 44	145	H Jackson St.	63 59				
						150	H New Orleans	73 57				
						182	A Houston	65 78				
						201	A Louisiana	50 60				
						208	A Southern Miss.	54 62				
						225	H Central Ark.	63 42				
						244	A Louisiana Tech	78 92				
						269	H Lamar University	57 65				
						278	A Nicholls St.	49 54				
						278	H Nicholls St.	65 67				
						280	H Incarnate Word	58 44				
						316	A Houston Baptist	69 59				
						338	A Northwestern St.	72 56				
						343	A McNeese	74 67				
						350	A La.-Monroe	65 52				
LAST 10 Division I												
96	A A&M-Corpus Christi	48 49	225	H Central Ark.	63 42							
278	A Nicholls St.	49 54	338	A Northwestern St.	72 56							
144	A Sam Houston St.	75 81	343	A McNeese	74 67							
280	H Incarnate Word	58 44	124	A Abilene Christian	53 61							
150	H New Orleans	73 57	278	H Nicholls St.	65 67							

Non-Div I Games: LSU-Alexandria 89 67

Southeastern La.

■ Loss,
 ■ Non-Conf, S Site,
 ■ Home
 ■ Away
 N Neutral

Average RPI Win:	164	WON-LOST	WINNING	LAST 10	STRENGTH OF	OPP. STRENGTH	TEAM	ADJ.	CONF.	ADJ CONF.
Average RPI Loss:	56	RECORD	PCT. RANK	GAMES	SCHEDULE	OF SCHEDULE	RPI	RPI	RPI	RPI
DIV. I ONLY	13- 12	169	5-5	28	36	75	75	1	1	
DIV. I NON-CONF.	8- 3	68	0	213	177	108	108	1	1	
TOTALS	RPI 1-25	RPI 26-50	W-L RECORDS	RPI 51-100	RPI 101-150	RPI 150+				
13- 12	2- 6	0- 2	OVERALL	3- 2	2- 1	6- 1				
9- 4	2- 3	0- 1	HOME	2- 0	1- 0	4- 0				
3- 7	0- 3	0- 1	AWAY	0- 1	1- 1	2- 1				
1- 1	0- 0	0- 0	NEUTRAL	1- 1	0- 0	0- 0				
8- 3	0- 1	0- 0	NON-CONFERENCE	2- 1	0- 0	6- 1				
5- 1	0- 1	0- 0	HOME	1- 0	0- 0	4- 0				
2- 1	0- 0	0- 0	AWAY	0- 0	0- 0	2- 1				
1- 1	0- 0	0- 0	NEUTRAL	1- 1	0- 0	0- 0				
5- 9	2- 5	0- 2	CONFERENCE	1- 1	2- 1	0- 0				
4- 3	2- 2	0- 1	HOME	1- 0	1- 0	0- 0				
1- 6	0- 3	0- 1	AWAY	0- 1	1- 1	0- 0				
0- 0	0- 0	0- 0	NEUTRAL	0- 0	0- 0	0- 0				

RPI 1-25				RPI 26-50				RPI 51-100 Team's RPI: 75				RPI 101+			
RPI	S	Opponent	Score	RPI	S	Opponent	Score	RPI	S	Opponent	Score	RPI	S	Opponent	Score
1	H	Oregon	67 93	27	A	Arizona St.	75 76	52	H	Virginia	59 49	112	A	Utah	65 67
8	A	UCLA	59 83	27	H	Arizona St.	54 63	78	A	Colorado	53 66	132	A	California	75 67
8	H	UCLA	70 68					79	N	Alabama	60 57	134	H	Washington	81 78
9	A	Stanford	59 79					86	N	Nebraska	54 67	205	H	UNLV	75 54
14	H	Texas A&M	64 74					97	H	Washington St.	74 63	241	H	Nevada	50 47
15	H	Oregon St.	72 66									267	A	UC Santa Barbara	46 57
24	A	Arizona	57 73									276	H	Long Beach St.	57 40
24	H	Arizona	57 65									283	A	UC Riverside	76 59
												299	A	CSUN	69 53
												314	H	UTRGV	80 43
LAST 10 Division I															
1	H	Oregon	67 93	27	A	Arizona St.	75 76								
15	H	Oregon St.	72 66	134	H	Washington	81 78								
9	A	Stanford	59 79	97	H	Washington St.	74 63								
132	A	California	75 67	8	H	UCLA	70 68								
24	A	Arizona	57 73	112	A	Utah	65 67								

Non-Div I Games:

Southern California

■ Loss,
 ■ Non-Conf,
 ■ S Site,
 ■ H Home
 ■ A Away
 N Neutral

Average RPI Win:	174	WON-LOST	WINNING	LAST 10	STRENGTH OF	OPP. STRENGTH	TEAM	ADJ.	CONF.	ADJ CONF.
Average RPI Loss:	79	RECORD	PCT. RANK	GAMES	SCHEDULE	OF SCHEDULE	RPI	RPI	RPI	RPI
DIV. I ONLY	13- 10	130	4-6	51	117	81	81	7	7	
DIV. I NON-CONF.	8- 3	68	0	113	267	64	64	7	7	
TOTALS	RPI 1-25	RPI 26-50	W-L RECORDS	RPI 51-100	RPI 101-150	RPI 150+				
13- 10	1- 1	1- 2	OVERALL	2- 4	0- 2	9- 1				
6- 4	1- 0	1- 1	HOME	2- 2	0- 0	2- 1				
6- 6	0- 1	0- 1	AWAY	0- 2	0- 2	6- 0				
1- 0	0- 0	0- 0	NEUTRAL	0- 0	0- 0	1- 0				
8- 3	0- 0	0- 0	NON-CONFERENCE	2- 1	0- 1	6- 1				
4- 1	0- 0	0- 0	HOME	2- 0	0- 0	2- 1				
3- 2	0- 0	0- 0	AWAY	0- 1	0- 1	3- 0				
1- 0	0- 0	0- 0	NEUTRAL	0- 0	0- 0	1- 0				
5- 7	1- 1	1- 2	CONFERENCE	0- 3	0- 1	3- 0				
2- 3	1- 0	1- 1	HOME	0- 2	0- 0	0- 0				
3- 4	0- 1	0- 1	AWAY	0- 1	0- 1	3- 0				
0- 0	0- 0	0- 0	NEUTRAL	0- 0	0- 0	0- 0				

RPI 1-25				RPI 26-50				RPI 51-100 Team's RPI: 81				RPI 101+			
RPI	S	Opponent	Score	RPI	S	Opponent	Score	RPI	S	Opponent	Score	RPI	S	Opponent	Score
5	A	Missouri St.	57 88	34	A	Drake	76 91	53	A	IUPUI	78 81	123	A	Southeast Mo. St.	65 79
5	H	Missouri St.	70 68	34	H	Drake	65 73	62	H	UT Martin	70 59	130	A	Loyola Chicago	49 51
				36	H	Bradley	64 50	70	A	UNI	66 71	153	A	Valparaiso	67 51
								70	H	UNI	57 60	173	A	Eastern Mich.	85 54
								88	H	Saint Louis	61 53	176	A	Northern Ill.	80 61
								91	H	Illinois St.	54 62	180	H	Memphis	66 70
												195	N	Western Ill.	79 65
												198	H	Tennessee Tech	76 65
												236	H	Murray St.	76 66
												277	A	Indiana St.	78 55
												325	A	Evansville	70 57
												334	A	SIUE	103 67
LAST 10 Division I															
		5	A	Missouri St.	57	88				277	A	Indiana St.	78	55	
		70	A	UNI	66	71				325	A	Evansville	70	57	
		34	A	Drake	76	91				5	H	Missouri St.	70	68	
		36	H	Bradley	64	50				34	H	Drake	65	73	
		91	H	Illinois St.	54	62				70	H	UNI	57	60	

Non-Div I Games:

Southern Ill.

■ Loss,
 ■ Non-Conf,
 ■ S Site,
 ■ H Home
 ■ A Away
 N Neutral

Average RPI Win:	259	WON-LOST	WINNING	LAST 10	STRENGTH OF	OPP. STRENGTH	TEAM	ADJ.	CONF.	ADJ CONF.
Average RPI Loss:	108	RECORD	PCT. RANK	GAMES	SCHEDULE	OF SCHEDULE	RPI	RPI	RPI	RPI
DIV. I ONLY	11- 11	176	3-7	214	156	208	208	13	13	
DIV. I NON-CONF.	6- 3	90	0	312	246	201	201	15	15	
TOTALS	RPI 1-25	RPI 26-50	W-L RECORDS	RPI 51-100	RPI 101-150	RPI 150+				
11- 11	0- 1	0- 2	OVERALL	0- 3	1- 1	10- 4				
7- 6	0- 0	0- 1	HOME	0- 1	1- 1	6- 3				
4- 5	0- 1	0- 1	AWAY	0- 2	0- 0	4- 1				
0- 0	0- 0	0- 0	NEUTRAL	0- 0	0- 0	0- 0				
6- 3	0- 1	0- 0	NON-CONFERENCE	0- 0	1- 0	5- 2				
5- 1	0- 0	0- 0	HOME	0- 0	1- 0	4- 1				
1- 2	0- 1	0- 0	AWAY	0- 0	0- 0	1- 1				
0- 0	0- 0	0- 0	NEUTRAL	0- 0	0- 0	0- 0				
5- 8	0- 0	0- 2	CONFERENCE	0- 3	0- 1	5- 2				
2- 5	0- 0	0- 1	HOME	0- 1	0- 1	2- 2				
3- 3	0- 0	0- 1	AWAY	0- 2	0- 0	3- 0				
0- 0	0- 0	0- 0	NEUTRAL	0- 0	0- 0	0- 0				

RPI	S	Opponent	Score	RPI	S	Opponent	Score	RPI	S	Opponent	Score	RPI	S	Opponent	Score	Team's RPI: 208
11	A	Mississippi St.	58 91	26	A	Old Dominion	50 67	51	H	Middle Tenn.	69 77	110	H	VCU	51 39	
				32	H	Western Ky.	65 81	66	A	Charlotte	59 63	126	H	UAB	68 74	
								82	A	Rice	64 75	157	H	Tulane	58 62	
												182	A	Houston	60 75	
												193	A	Fla. Atlantic	71 67	
												219	H	UTEP	72 89	
												233	H	Southeastern La.	62 54	
												234	H	Marshall	65 80	
												237	H	South Alabama	62 55	
												244	H	Louisiana Tech	66 60	
												250	A	North Texas	65 57	
												281	H	Ole Miss	59 53	
												297	A	FIU	58 53	
												303	H	UTSA	82 65	
												350	A	La.-Monroe	57 42	
												351	H	Mississippi Val.	84 80	
LAST 10 Division I																
297	A	FIU	58 53	26	A	Old Dominion	50 67	51	H	Middle Tenn.	69 77	126	H	UAB	68 74	
193	A	Fla. Atlantic	71 67	51	H	Middle Tenn.	69 77	82	A	Rice	64 75	250	A	North Texas	65 57	
32	H	Western Ky.	65 81													
234	H	Marshall	65 80													
66	A	Charlotte	59 63													

Non-Div I Games: Faulkner 71 59 William Carey 77 47

Southern Miss.

Loss, Non-Conf, S Site, H Home A Away N Neutral

Average RPI Win:	327	WON-LOST	WINNING	LAST 10	STRENGTH OF	OPP. STRENGTH	TEAM	ADJ.	CONF.	ADJ CONF.
Average RPI Loss:	107	RECORD	PCT. RANK	GAMES	SCHEDULE	OF SCHEDULE	RPI	RPI	RPI	RPI
DIV. I ONLY	10- 12	205	8-2	325	281	255	255	32	32	
DIV. I NON-CONF.	0- 9	338	0	71	8	294	294	31	31	
TOTALS	RPI 1-25	RPI 26-50	W-L RECORDS	RPI 51-100	RPI 101-150	RPI 150+				
10- 12	0- 0	0- 4	OVERALL	0- 3	0- 3	10- 2				
6- 1	0- 0	0- 0	HOME	0- 0	0- 1	6- 0				
4- 9	0- 0	0- 4	AWAY	0- 2	0- 2	4- 1				
0- 2	0- 0	0- 0	NEUTRAL	0- 1	0- 0	0- 1				
0- 9	0- 0	0- 4	NON-CONFERENCE	0- 3	0- 0	0- 2				
0- 0	0- 0	0- 0	HOME	0- 0	0- 0	0- 0				
0- 7	0- 0	0- 4	AWAY	0- 2	0- 0	0- 1				
0- 2	0- 0	0- 0	NEUTRAL	0- 1	0- 0	0- 1				
10- 3	0- 0	0- 0	CONFERENCE	0- 0	0- 3	10- 0				
6- 1	0- 0	0- 0	HOME	0- 0	0- 1	6- 0				
4- 2	0- 0	0- 0	AWAY	0- 0	0- 2	4- 0				
0- 0	0- 0	0- 0	NEUTRAL	0- 0	0- 0	0- 0				

RPI	S	Opponent	Score	RPI	S	Opponent	Score	RPI	S	Opponent	Score	RPI	S	Opponent	Score	Team's RPI: 255
42	A	Texas	39 93	86	A	Nebraska	39 73	137	A	Texas Southern	56 61	145	A	Jackson St.	57 60	
44	A	Iowa St.	36 69	94	A	Fordham	52 65	145	H	Jackson St.	51 72	159	A	Wichita St.	63 69	
46	A	Rutgers	58 78	97	N	Washington St.	54 69	245	N	UNC Asheville	34 53	263	H	Alabama A&M	55 46	
47	A	Oklahoma St.	59 72					284	A	Prairie View	68 48	328	H	Alabama St.	69 47	
LAST 10 Division I																
351	H	Mississippi Val.	71 40	263	H	Alabama A&M	55 46	329	H	Alcorn	74 57	339	A	Ark.-Pine Bluff	70 43	
339	H	Ark.-Pine Bluff	85 61	328	H	Alabama St.	69 47	339	H	Ark.-Pine Bluff	85 61	345	A	Grambling	70 51	
145	A	Jackson St.	57 60	351	A	Mississippi Val.	84 54	345	H	Grambling	81 57	351	A	Mississippi Val.	84 54	
345	A	Grambling	70 51	339	A	Ark.-Pine Bluff	70 43	351	H	Mississippi Val.	71 40					
329	H	Alcorn	74 57	145	H	Jackson St.	51 72									

Non-Div I Games: Tougaloo 100 39 Wiley 78 55

Southern U.

Southern Utah

Through Games Of Feb. 19, 2020

Average RPI Win:	246	WON-LOST	WINNING	LAST 10	STRENGTH OF	OPP. STRENGTH	TEAM	ADJ.	CONF.	ADJ CONF.
Average RPI Loss:	182	RECORD	PCT. RANK	GAMES	SCHEDULE	OF SCHEDULE	RPI	RPI	RPI	RPI
DIV. I ONLY	13- 10	130	5-5	267	257	189	189	18	18	
DIV. I NON-CONF.	6- 3	90	0	228	309	120	120	17	17	
TOTALS	RPI 1-25	RPI 26-50	W-L RECORDS	RPI 51-100	RPI 101-150	RPI 150+				
13- 10	0- 1	0- 0	OVERALL	0- 1	0- 1	13- 7				
9- 2	0- 0	0- 0	HOME	0- 0	0- 1	9- 1				
4- 8	0- 1	0- 0	AWAY	0- 1	0- 0	4- 6				
0- 0	0- 0	0- 0	NEUTRAL	0- 0	0- 0	0- 0				
6- 3	0- 1	0- 0	NON-CONFERENCE	0- 0	0- 0	6- 2				
5- 0	0- 0	0- 0	HOME	0- 0	0- 0	5- 0				
1- 3	0- 1	0- 0	AWAY	0- 0	0- 0	1- 2				
0- 0	0- 0	0- 0	NEUTRAL	0- 0	0- 0	0- 0				
7- 7	0- 0	0- 0	CONFERENCE	0- 1	0- 1	7- 5				
4- 2	0- 0	0- 0	HOME	0- 0	0- 1	4- 1				
3- 5	0- 0	0- 0	AWAY	0- 1	0- 0	3- 4				
0- 0	0- 0	0- 0	NEUTRAL	0- 0	0- 0	0- 0				

RPI 1-25				RPI 26-50				RPI 51-100				RPI 101+ Team's RPI: 189			
RPI	S	Opponent	Score	RPI	S	Opponent	Score	RPI	S	Opponent	Score	RPI	S	Opponent	Score
15	A	Oregon St.	45 95					89	A	Montana St.	65 91	120	H	Idaho	56 71
												169	A	Northern Ariz.	76 84
												169	H	Northern Ariz.	82 64
												174	A	Montana	74 81
												180	A	Idaho St.	54 73
												180	H	Idaho St.	72 65
												205	H	UNLV	72 68
												215	H	Oral Roberts	72 58
												220	A	Northern Colo.	68 55
												221	A	Portland St.	81 72
												221	H	Portland St.	71 58
												222	A	Grand Canyon	65 69
												230	H	Cal St. Fullerton	79 63
												253	A	Denver	73 81
												283	H	UC Riverside	79 68
												298	A	Sacramento St.	82 87
												298	H	Sacramento St.	62 71
												304	H	UC Irvine	82 68
												306	H	Eastern Wash.	71 50
												321	A	Weber St.	87 71
												324	A	Utah Valley	71 58
LAST 10 Division I															
169	H	Northern Ariz.	82 64	321	A	Weber St.	87 71	120	H	Idaho	56 71				
298	H	Sacramento St.	62 71	306	H	Eastern Wash.	71 50	298	A	Sacramento St.	82 87				
221	A	Portland St.	81 72	169	A	Northern Ariz.	76 84								
220	A	Northern Colo.	68 55												
180	A	Idaho St.	54 73												

Non-Div I Games:

Southern Utah

■ Loss,
 ■ Non-Conf,
 ■ S Site,
 ■ Home
 ■ A Away
 N Neutral

St. Bonaventure

Through Games Of Feb. 19, 2020

Average RPI Win:	202	WON-LOST	WINNING	LAST 10	STRENGTH OF	OPP. STRENGTH	TEAM	ADJ.	CONF.	ADJ CONF.
Average RPI Loss:	148	RECORD	PCT. RANK	GAMES	SCHEDULE	OF SCHEDULE	RPI	RPI	RPI	RPI
DIV. I ONLY	7- 19	300	3-7	169	159	295	295	12	12	
DIV. I NON-CONF.	3- 10	282	0	192	255	308	308	12	12	
TOTALS	RPI 1-25	RPI 26-50	W-L RECORDS	RPI 51-100	RPI 101-150	RPI 150+				
7- 19	0- 0	0- 0	OVERALL	0- 4	1- 6	6- 9				
6- 7	0- 0	0- 0	HOME	0- 1	1- 2	5- 4				
0- 11	0- 0	0- 0	AWAY	0- 3	0- 4	0- 4				
1- 1	0- 0	0- 0	NEUTRAL	0- 0	0- 0	1- 1				
3- 10	0- 0	0- 0	NON-CONFERENCE	0- 2	0- 2	3- 6				
2- 5	0- 0	0- 0	HOME	0- 1	0- 1	2- 3				
0- 4	0- 0	0- 0	AWAY	0- 1	0- 1	0- 2				
1- 1	0- 0	0- 0	NEUTRAL	0- 0	0- 0	1- 1				
4- 9	0- 0	0- 0	CONFERENCE	0- 2	1- 4	3- 3				
4- 2	0- 0	0- 0	HOME	0- 0	1- 1	3- 1				
0- 7	0- 0	0- 0	AWAY	0- 2	0- 3	0- 2				
0- 0	0- 0	0- 0	NEUTRAL	0- 0	0- 0	0- 0				

RPI 1-25				RPI 26-50				RPI 51-100				RPI 101+				Team's RPI: 295	
RPI	S	Opponent	Score	RPI	S	Opponent	Score	RPI	S	Opponent	Score	RPI	S	Opponent	Score		
								63	A	Bucknell	60	68	102	A	Kent St.	58	81
								67	H	St. John's (NY)	56	68	110	A	VCU	47	56
								88	A	Saint Louis	51	72	114	A	Duquesne	39	58
								94	A	Fordham	53	79	119	A	Richmond	59	63
													131	H	Davidson	68	56
													142	H	Buffalo	36	46
													149	H	Massachusetts	52	62
													151	H	George Washington	59	55
													154	N	Saint Mary's (CA)	57	72
													155	A	Binghamton	67	78
													160	H	Akron	54	63
													164	N	Wright St.	57	56
													165	H	Cornell	42	70
													175	A	Rhode Island	67	69
													175	H	Rhode Island	64	59
													192	A	La Salle	61	67
													200	H	Cleveland St.	62	65
													216	H	Saint Joseph's	60	61
													240	H	George Mason	62	47
													265	H	Niagara	71	67
													289	H	Oakland	80	66
													340	A	Canisius	82	84
LAST 10 Division I																	
				175	A	Rhode Island	67	69	114	A	Duquesne	39	58				
				110	A	VCU	47	56	175	H	Rhode Island	64	59				
				131	H	Davidson	68	56	216	H	Saint Joseph's	60	61				
				151	H	George Washington	59	55	192	A	La Salle	61	67				
				119	A	Richmond	59	63	88	A	Saint Louis	51	72				

Non-Div I Games:

St. Bonaventure

■ Loss,
 ■ Non-Conf,
 ■ S Site,
 ■ H Home
 ■ A Away
 N Neutral

St. Francis Brooklyn

Through Games Of Feb. 19, 2020

Average RPI Win:	310	WON-LOST	WINNING	LAST 10	STRENGTH OF	OPP. STRENGTH	TEAM	ADJ.	CONF.	ADJ CONF.
Average RPI Loss:	184	RECORD	PCT. RANK	GAMES	SCHEDULE	OF SCHEDULE	RPI	RPI	RPI	RPI
DIV. I ONLY	6- 17	304	2-8	220	327	305	305	30	30	
DIV. I NON-CONF.	3- 7	252	0	156	239	250	250	30	30	
TOTALS	RPI 1-25	RPI 26-50	W-L RECORDS	RPI 51-100	RPI 101-150	RPI 150+				
6- 17	0- 1	0- 1	OVERALL	0- 2	0- 3	6- 10				
4- 5	0- 0	0- 0	HOME	0- 1	0- 1	4- 3				
2- 10	0- 1	0- 1	AWAY	0- 1	0- 1	2- 6				
0- 2	0- 0	0- 0	NEUTRAL	0- 0	0- 1	0- 1				
3- 7	0- 1	0- 1	NON-CONFERENCE	0- 2	0- 1	3- 2				
2- 1	0- 0	0- 0	HOME	0- 1	0- 0	2- 0				
1- 4	0- 1	0- 1	AWAY	0- 1	0- 0	1- 1				
0- 2	0- 0	0- 0	NEUTRAL	0- 0	0- 1	0- 1				
3- 10	0- 0	0- 0	CONFERENCE	0- 0	0- 2	3- 8				
2- 4	0- 0	0- 0	HOME	0- 0	0- 1	2- 3				
1- 6	0- 0	0- 0	AWAY	0- 0	0- 1	1- 5				
0- 0	0- 0	0- 0	NEUTRAL	0- 0	0- 0	0- 0				

RPI 1-25				RPI 26-50				RPI 51-100				RPI 101+ Team's RPI: 305			
RPI	S	Opponent	Score	RPI	S	Opponent	Score	RPI	S	Opponent	Score	RPI	S	Opponent	Score
16	A	Princeton	44 76	33	A	Marquette	71 92	58	H	Stony Brook	73 86	118	N	Pacific	62 71
								68	A	Boston College	69 106	129	A	Robert Morris	44 69
												129	H	Robert Morris	59 70
												168	A	Mt. St. Mary's	60 69
												168	H	Mt. St. Mary's	62 67
												187	A	Merrimack	54 80
												254	A	Saint Francis (PA)	72 82
												254	H	Saint Francis (PA)	59 67
												259	H	Loyola Maryland	89 78
												286	A	Wagner	66 74
												300	H	Army West Point	70 64
												302	N	Ga. Southern	47 78
												310	H	Sacred Heart	71 70
												315	A	Bryant	59 78
												318	A	Albany (NY)	49 41
												319	H	Fairleigh Dickinson	57 62
												331	A	NJIT	69 88
												337	A	LIU Brooklyn	71 54
												337	H	LIU Brooklyn	88 63
LAST 10 Division I															
337	A	LIU Brooklyn	71 54	129	H	Robert Morris	59 70								
315	A	Bryant	59 78	254	H	Saint Francis (PA)	59 67								
168	H	Mt. St. Mary's	62 67	168	A	Mt. St. Mary's	60 69								
187	A	Merrimack	54 80	286	A	Wagner	66 74								
310	H	Sacred Heart	71 70	129	A	Robert Morris	44 69								

Non-Div I Games: East Stroudsburg 84 62

St. Francis Brooklyn

■ Loss,
 ■ Non-Conf,
 ■ S Site,
 ■ Home
 ■ A Away
 N Neutral

Average RPI Win:	165	WON-LOST	WINNING	LAST 10	STRENGTH OF	OPP. STRENGTH	TEAM	ADJ.	CONF.	ADJ CONF.
Average RPI Loss:	70	RECORD	PCT. RANK	GAMES	SCHEDULE	OF SCHEDULE	RPI	RPI	RPI	RPI
DIV. I ONLY	15- 11	126	5-5	56	81	67	67	6	6	
DIV. I NON-CONF.	7- 4	100	0	69	188	59	59	6	6	
TOTALS	RPI 1-25	RPI 26-50	W-L RECORDS	RPI 51-100	RPI 101-150	RPI 150+				
15- 11	0- 3	2- 3	OVERALL	3- 3	3- 1	7- 1				
8- 3	0- 1	1- 1	HOME	0- 1	3- 0	4- 0				
7- 7	0- 2	1- 2	AWAY	3- 1	0- 1	3- 1				
0- 1	0- 0	0- 0	NEUTRAL	0- 1	0- 0	0- 0				
7- 4	0- 1	0- 1	NON-CONFERENCE	1- 1	2- 0	4- 1				
5- 0	0- 0	0- 0	HOME	0- 0	2- 0	3- 0				
2- 3	0- 1	0- 1	AWAY	1- 0	0- 0	1- 1				
0- 1	0- 0	0- 0	NEUTRAL	0- 1	0- 0	0- 0				
8- 7	0- 2	2- 2	CONFERENCE	2- 2	1- 1	3- 0				
3- 3	0- 1	1- 1	HOME	0- 1	1- 0	1- 0				
5- 4	0- 1	1- 1	AWAY	2- 1	0- 1	2- 0				
0- 0	0- 0	0- 0	NEUTRAL	0- 0	0- 0	0- 0				

RPI 1-25				RPI 26-50				RPI 51-100 Team's RPI: 67				RPI 101+			
RPI	S	Opponent	Score	RPI	S	Opponent	Score	RPI	S	Opponent	Score	RPI	S	Opponent	Score
20	A	DePaul	69 74	33	A	Marquette	85 94	53	N	IUPUI	78 85	121	H	Wake Forest	82 74
20	H	DePaul	65 71	33	H	Marquette	57 67	55	A	Yale	80 66	140	A	Providence	53 54
25	A	Florida St.	70 74	40	A	Creighton	77 70	65	A	Seton Hall	82 66	140	H	Providence	64 58
				40	H	Creighton	63 58	93	A	Butler	67 42	149	H	Massachusetts	82 71
				43	A	James Madison	73 76	99	A	Villanova	64 66	185	H	Lafayette	76 44
								99	H	Villanova	62 67	205	A	UNLV	75 79
												246	H	Fairfield	71 69
												248	A	Georgetown	74 68
												248	H	Georgetown	71 54
												249	A	Xavier	75 67
												295	A	St. Bonaventure	68 56
												300	H	Army West Point	96 60
LAST 10 Division I															
140	A	Providence	53 54	99	A	Villanova	64 66								
40	A	Creighton	77 70	65	A	Seton Hall	82 66								
33	H	Marquette	57 67	40	H	Creighton	63 58								
20	H	DePaul	65 71	140	H	Providence	64 58								
248	A	Georgetown	74 68	20	A	DePaul	69 74								

Non-Div I Games:

St. John's (NY)

■ Loss,
 ■ Non-Conf,
 ■ S Site,
 ■ Home
 ■ A Away
 N Neutral

Stanford

Through Games Of Feb. 19, 2020

Average RPI Win:	119	WON-LOST	WINNING	LAST 10	STRENGTH OF	OPP. STRENGTH	TEAM	ADJ.	CONF.	ADJ CONF.
Average RPI Loss:	17	RECORD	PCT. RANK	GAMES	SCHEDULE	OF SCHEDULE	RPI	RPI	RPI	RPI
DIV. I ONLY	23- 3	10	8-2	41	4	9	9	1	1	
DIV. I NON-CONF.	11- 1	13	0	56	25	8	8	1	1	
TOTALS	RPI 1-25	RPI 26-50	W-L RECORDS	RPI 51-100	RPI 101-150	RPI 150+				
23- 3	4- 2	0- 1	OVERALL	7- 0	7- 0	5- 0				
13- 1	2- 1	0- 0	HOME	4- 0	4- 0	3- 0				
7- 2	1- 1	0- 1	AWAY	2- 0	3- 0	1- 0				
3- 0	1- 0	0- 0	NEUTRAL	1- 0	0- 0	1- 0				
11- 1	3- 0	0- 1	NON-CONFERENCE	2- 0	1- 0	5- 0				
7- 0	2- 0	0- 0	HOME	1- 0	1- 0	3- 0				
1- 1	0- 0	0- 1	AWAY	0- 0	0- 0	1- 0				
3- 0	1- 0	0- 0	NEUTRAL	1- 0	0- 0	1- 0				
12- 2	1- 2	0- 0	CONFERENCE	5- 0	6- 0	0- 0				
6- 1	0- 1	0- 0	HOME	3- 0	3- 0	0- 0				
6- 1	1- 1	0- 0	AWAY	2- 0	3- 0	0- 0				
0- 0	0- 0	0- 0	NEUTRAL	0- 0	0- 0	0- 0				

RPI	S	Opponent	Score	RPI	S	Opponent	Score	RPI	S	Opponent	Score	RPI	S	Opponent	Score
1	A	Oregon	55 87	42	A	Texas	64 69	54	H	Tennessee	78 51	112	A	Utah	97 64
8	H	UCLA	69 79					75	H	Southern California	79 59	112	H	Utah	82 49
11	N	Mississippi St.	67 62					78	A	Colorado	69 66	132	A	California	79 65
13	H	Gonzaga	76 70					78	H	Colorado	76 68	132	H	California	73 40
15	A	Oregon St.	61 58					84	N	Syracuse	77 59	134	A	Washington	58 41
22	H	Ohio St.	71 52					97	A	Washington St.	71 49	134	H	Washington	77 56
								97	H	Washington St.	77 58	142	H	Buffalo	88 69
												161	H	UC Davis	67 55
												220	H	Northern Colo.	90 36
												235	A	San Francisco	97 71
												294	N	California Baptist	83 78
												306	H	Eastern Wash.	92 27
LAST 10 Division I															
78	A	Colorado	69 66	134	A	Washington	58 41								
112	A	Utah	97 64	112	H	Utah	82 49								
75	H	Southern California	79 59	78	H	Colorado	76 68								
8	H	UCLA	69 79	15	A	Oregon St.	61 58								
97	A	Washington St.	71 49	1	A	Oregon	55 87								

Non-Div I Games:

Stanford

Loss, Non-Conf, S Site, H Home A Away N Neutral

Average RPI Win: 246	WON-LOST	WINNING	LAST 10	STRENGTH OF	OPP. STRENGTH	TEAM	ADJ.	CONF.	ADJ CONF.
Average RPI Loss: 117	RECORD	PCT. RANK	GAMES	SCHEDULE	OF SCHEDULE	RPI	RPI	RPI	RPI
DIV. I ONLY	8- 14	254	4-6	115	173	212	212	16	16
DIV. I NON-CONF.	3- 7	252	0	125	165	225	225	14	14
TOTALS	RPI 1-25	RPI 26-50	W-L RECORDS	RPI 51-100	RPI 101-150	RPI 150+			
8- 14	0- 1	0- 3	OVERALL	0- 2	1- 3	7- 5			
4- 6	0- 0	0- 1	HOME	0- 0	0- 3	4- 2			
4- 7	0- 1	0- 2	AWAY	0- 2	1- 0	3- 2			
0- 1	0- 0	0- 0	NEUTRAL	0- 0	0- 0	0- 1			
3- 7	0- 1	0- 1	NON-CONFERENCE	0- 2	0- 2	3- 1			
2- 2	0- 0	0- 0	HOME	0- 0	0- 2	2- 0			
1- 4	0- 1	0- 1	AWAY	0- 2	0- 0	1- 0			
0- 1	0- 0	0- 0	NEUTRAL	0- 0	0- 0	0- 1			
5- 7	0- 0	0- 2	CONFERENCE	0- 0	1- 1	4- 4			
2- 4	0- 0	0- 1	HOME	0- 0	0- 1	2- 2			
3- 3	0- 0	0- 1	AWAY	0- 0	1- 0	2- 2			
0- 0	0- 0	0- 0	NEUTRAL	0- 0	0- 0	0- 0			

RPI 1-25				RPI 26-50				RPI 51-100				RPI 101+ Team's RPI: 212			
RPI	S	Opponent	Score	RPI	S	Opponent	Score	RPI	S	Opponent	Score	RPI	S	Opponent	Score
23	A	Kentucky	48 67	29	A	FGCU	54 67	54	A	Tennessee	46 73	106	H	Liberty	48 57
				29	H	FGCU	47 89	59	A	Penn	41 81	111	H	Bethune-Cookman	55 59
				41	A	UCF	40 66					117	H	Holy Cross	63 75
												122	A	North Florida	60 52
												163	A	North Ala.	57 68
												163	H	North Ala.	69 60
												172	A	Jacksonville	52 57
												213	A	Kennesaw St.	67 61
												213	H	Kennesaw St.	67 70
												254	N	Saint Francis (PA)	73 78
												256	H	Tulsa	66 60
												272	A	Morehead St.	58 55
												273	A	Lipscomb	48 34
												273	H	Lipscomb	59 65
												331	H	NJIT	72 49
												340	H	Canisius	68 52
LAST 10 Division I															
163	H	North Ala.	69 60	331	H	NJIT	72 49								
213	H	Kennesaw St.	67 70	106	H	Liberty	48 57								
29	A	FGCU	54 67	163	A	North Ala.	57 68								
122	A	North Florida	60 52	172	A	Jacksonville	52 57								
273	A	Lipscomb	48 34	29	H	FGCU	47 89								

Non-Div I Games: Palm Beach Atl. 77 46 Trinity Baptist 116 40 Fla. National 80 37

Stetson

Stony Brook

Through Games Of Feb. 19, 2020

Average RPI Win:	254	WON-LOST	WINNING	LAST 10	STRENGTH OF	OPP. STRENGTH	TEAM	ADJ.	CONF.	ADJ CONF.
Average RPI Loss:	39	RECORD	PCT. RANK	GAMES	SCHEDULE	OF SCHEDULE	RPI	RPI	RPI	RPI
DIV. I ONLY	24- 1	2	10-0	303	296	58	58	26	26	
DIV. I NON-CONF.	11- 1	13	0	314	262	77	77	27	27	
TOTALS	RPI 1-25	RPI 26-50	W-L RECORDS	RPI 51-100	RPI 101-150	RPI 150+				
24- 1	0- 0	0- 1	OVERALL	1- 0	0- 0	23- 0				
11- 0	0- 0	0- 0	HOME	1- 0	0- 0	10- 0				
11- 1	0- 0	0- 1	AWAY	0- 0	0- 0	11- 0				
2- 0	0- 0	0- 0	NEUTRAL	0- 0	0- 0	2- 0				
11- 1	0- 0	0- 1	NON-CONFERENCE	1- 0	0- 0	10- 0				
4- 0	0- 0	0- 0	HOME	1- 0	0- 0	3- 0				
5- 1	0- 0	0- 1	AWAY	0- 0	0- 0	5- 0				
2- 0	0- 0	0- 0	NEUTRAL	0- 0	0- 0	2- 0				
13- 0	0- 0	0- 0	CONFERENCE	0- 0	0- 0	13- 0				
7- 0	0- 0	0- 0	HOME	0- 0	0- 0	7- 0				
6- 0	0- 0	0- 0	AWAY	0- 0	0- 0	6- 0				
0- 0	0- 0	0- 0	NEUTRAL	0- 0	0- 0	0- 0				

RPI 1-25			RPI 26-50			RPI 51-100			Team's RPI: 58	RPI 101+		
RPI	S	Opponent	Score	RPI	S	Opponent	Score	RPI	S	Opponent	Score	
39	A	Arkansas	58 88	63	H	Bucknell	78 73	152	N	Western Mich.	50 47	
								155	A	Binghamton	67 60	
								155	H	Binghamton	58 54	
								204	H	Maine	73 69	
								223	H	Manhattan	59 54	
								229	H	Iona	59 40	
								232	A	UMass Lowell	89 69	
								232	H	UMass Lowell	60 41	
								243	N	Morgan St.	63 56	
								264	A	New Hampshire	53 44	
								264	H	New Hampshire	52 50	
								286	A	Wagner	66 45	
								290	A	Pittsburgh	59 56	
								291	A	Vermont	72 68	
								291	H	Vermont	67 49	
								296	A	UMBC	66 49	
								296	H	UMBC	57 45	
								305	A	St. Francis Brooklyn	86 73	
								310	H	Sacred Heart	54 50	
								318	A	Albany (NY)	73 53	
								320	A	Hofstra	81 38	
								337	A	LIU Brooklyn	80 49	
								347	H	Hartford	66 55	
LAST 10 Division I												
291	A	Vermont	72 68	232	H	UMass Lowell	60 41					
155	H	Binghamton	58 54	155	A	Binghamton	67 60					
264	H	New Hampshire	52 50	318	A	Albany (NY)	73 53					
232	A	UMass Lowell	89 69	347	H	Hartford	66 55					
296	A	UMBC	66 49	264	A	New Hampshire	53 44					

Non-Div I Games: Molloy 66 49

Stony Brook

Loss, Non-Conf, S Site, H Home A Away N Neutral

Syracuse

Through Games Of Feb. 19, 2020

Average RPI Win:	156	WON-LOST	WINNING	LAST 10	STRENGTH OF	OPP. STRENGTH	TEAM	ADJ.	CONF.	ADJ CONF.
Average RPI Loss:	56	RECORD	PCT. RANK	GAMES	SCHEDULE	OF SCHEDULE	RPI	RPI	RPI	RPI
DIV. I ONLY	14- 11	140	6-4	50	20	84	84	5	5	
DIV. I NON-CONF.	6- 5	151	0	77	30	119	119	4	4	
TOTALS	RPI 1-25	RPI 26-50	W-L RECORDS	RPI 51-100	RPI 101-150	RPI 150+				
14- 11	2- 3	2- 2	OVERALL	2- 4	2- 2	6- 0				
9- 3	2- 1	2- 1	HOME	0- 1	1- 0	4- 0				
3- 5	0- 1	0- 1	AWAY	1- 2	1- 1	1- 0				
2- 3	0- 1	0- 0	NEUTRAL	1- 1	0- 1	1- 0				
6- 5	0- 2	1- 1	NON-CONFERENCE	1- 1	0- 1	4- 0				
4- 1	0- 1	1- 0	HOME	0- 0	0- 0	3- 0				
0- 1	0- 0	0- 1	AWAY	0- 0	0- 0	0- 0				
2- 3	0- 1	0- 0	NEUTRAL	1- 1	0- 1	1- 0				
8- 6	2- 1	1- 1	CONFERENCE	1- 3	2- 1	2- 0				
5- 2	2- 0	1- 1	HOME	0- 1	1- 0	1- 0				
3- 4	0- 1	0- 0	AWAY	1- 2	1- 1	1- 0				
0- 0	0- 0	0- 0	NEUTRAL	0- 0	0- 0	0- 0				

RPI 1-25				RPI 26-50				RPI 51-100 Team's RPI: 84				RPI 101+			
RPI	S	Opponent	Score	RPI	S	Opponent	Score	RPI	S	Opponent	Score	RPI	S	Opponent	Score
1	H	Oregon	64 81	30	H	Virginia Tech	67 65	52	A	Virginia	41 57	104	A	North Carolina	74 56
6	A	Louisville	58 62	31	H	Duke	58 88	56	N	West Virginia	69 71	113	H	Notre Dame	74 63
6	H	Louisville	59 51	35	A	Michigan	76 84	68	A	Boston College	89 79	121	A	Wake Forest	60 65
9	N	Stanford	59 77	45	H	Ohio	66 54	74	H	Georgia Tech	64 82	138	N	Green Bay	73 79
25	H	Florida St.	90 89					90	A	Miami (FL)	62 77	182	N	Houston	87 62
								92	N	Michigan St.	77 63	290	A	Pittsburgh	69 51
												290	H	Pittsburgh	71 53
												296	H	UMBC	82 48
												318	H	Albany (NY)	75 53
												323	H	UMES	65 50
LAST 10 Division I															
290	H	Pittsburgh	71 53	30	H	Virginia Tech	67 65	121	A	Wake Forest	60 65				
104	A	North Carolina	74 56					31	H	Duke	58 88				
6	H	Louisville	59 51					290	A	Pittsburgh	69 51				
68	A	Boston College	89 79					74	H	Georgia Tech	64 82				
52	A	Virginia	41 57												

Non-Div I Games:

Syracuse

■ Loss,
■ Non-Conf,
■ S Site,
■ H Home
■ A Away
N Neutral

Average RPI Win:	123	WON-LOST	WINNING	LAST 10	STRENGTH OF	OPP. STRENGTH	TEAM	ADJ.	CONF.	ADJ CONF.
Average RPI Loss:	44	RECORD	PCT. RANK	GAMES	SCHEDULE	OF SCHEDULE	RPI	RPI	RPI	RPI
DIV. I ONLY	19- 5	34	8-2	21	29	17	17	3	3	
DIV. I NON-CONF.	9- 2	37	0	104	73	28	28	3	3	
TOTALS	RPI 1-25	RPI 26-50	W-L RECORDS	RPI 51-100	RPI 101-150	RPI 150+				
19- 5	0- 3	5- 0	OVERALL	2- 1	7- 1	5- 0				
11- 2	0- 1	2- 0	HOME	1- 0	5- 1	3- 0				
8- 3	0- 2	3- 0	AWAY	1- 1	2- 0	2- 0				
0- 0	0- 0	0- 0	NEUTRAL	0- 0	0- 0	0- 0				
9- 2	0- 1	1- 0	NON-CONFERENCE	0- 1	3- 0	5- 0				
7- 0	0- 0	1- 0	HOME	0- 0	3- 0	3- 0				
2- 2	0- 1	0- 0	AWAY	0- 1	0- 0	2- 0				
0- 0	0- 0	0- 0	NEUTRAL	0- 0	0- 0	0- 0				
10- 3	0- 2	4- 0	CONFERENCE	2- 0	4- 1	0- 0				
4- 2	0- 1	1- 0	HOME	1- 0	2- 1	0- 0				
6- 1	0- 1	3- 0	AWAY	1- 0	2- 0	0- 0				
0- 0	0- 0	0- 0	NEUTRAL	0- 0	0- 0	0- 0				

RPI	S	Opponent	Score	RPI	S	Opponent	Score	RPI	S	Opponent	Score	RPI	S	Opponent	Score
4	A	Baylor	62 81	42	A	Texas	65 63	51	A	Middle Tenn.	70 82	103	A	Kansas St.	54 52
4	H	Baylor	57 66	44	A	Iowa St.	77 74	56	H	West Virginia	73 60	103	H	Kansas St.	65 61
14	A	Texas A&M	68 70	44	H	Iowa St.	82 72	57	A	Oklahoma	82 63	105	H	Auburn	80 65
				45	H	Ohio	79 72					107	H	Boise St.	77 65
				47	A	Oklahoma St.	72 68					115	A	Kansas	87 74
												115	H	Kansas	73 59
												129	H	Robert Morris	66 61
												147	H	Texas Tech	76 80
												165	H	Cornell	59 49
												228	A	SMU	57 56
												260	H	Texas St.	79 52
												278	H	Nicholls St.	72 47
												300	A	Army West Point	66 52
LAST 10 Division I															
103	A	Kansas St.	54 52	47	A	Oklahoma St.	72 68								
44	H	Iowa St.	82 72	56	H	West Virginia	73 60								
4	A	Baylor	62 81	4	H	Baylor	57 66								
115	A	Kansas	87 74	57	A	Oklahoma	82 63								
103	H	Kansas St.	65 61	44	A	Iowa St.	77 74								

Non-Div I Games:

TCU

Average RPI Win:	155	WON-LOST	WINNING	LAST 10	STRENGTH OF	OPP. STRENGTH	TEAM	ADJ.	CONF.	ADJ CONF.
Average RPI Loss:	86	RECORD	PCT. RANK	GAMES	SCHEDULE	OF SCHEDULE	RPI	RPI	RPI	RPI
DIV. I ONLY	15- 10	109	6-4	42	84	73	73	9	9	
DIV. I NON-CONF.	8- 5	117	1-0	32	80	61	61	9	9	
TOTALS	RPI 1-25	RPI 26-50	W-L RECORDS	RPI 51-100	RPI 101-150	RPI 150+				
15- 10	0- 2	1- 2	OVERALL	4- 2	1- 1	9- 3				
10- 4	0- 2	1- 1	HOME	3- 0	1- 0	5- 1				
5- 4	0- 0	0- 0	AWAY	1- 2	0- 0	4- 2				
0- 2	0- 0	0- 1	NEUTRAL	0- 0	0- 1	0- 0				
8- 5	0- 1	0- 2	NON-CONFERENCE	3- 0	1- 1	4- 1				
5- 2	0- 1	0- 1	HOME	2- 0	1- 0	2- 0				
3- 1	0- 0	0- 0	AWAY	1- 0	0- 0	2- 1				
0- 2	0- 0	0- 1	NEUTRAL	0- 0	0- 1	0- 0				
7- 5	0- 1	1- 0	CONFERENCE	1- 2	0- 0	5- 2				
5- 2	0- 1	1- 0	HOME	1- 0	0- 0	3- 1				
2- 3	0- 0	0- 0	AWAY	0- 2	0- 0	2- 1				
0- 0	0- 0	0- 0	NEUTRAL	0- 0	0- 0	0- 0				

RPI 1-25				RPI 26-50				RPI 51-100 Team's RPI: 73				RPI 101+			
RPI	S	Opponent	Score	RPI	S	Opponent	Score	RPI	S	Opponent	Score	RPI	S	Opponent	Score
2	H	South Carolina	71 78	29	H	FGCU	67 93	59	H	Penn	76 72	104	N	North Carolina	58 71
7	H	UConn	54 83	40	N	Creighton	59 69	63	A	Bucknell	72 61	114	H	Duquesne	85 72
				41	H	UCF	67 65	71	A	South Fla.	51 99	159	A	Wichita St.	70 72
								71	H	South Fla.	69 66	159	H	Wichita St.	75 85
								76	A	Cincinnati	81 86	170	A	Towson	74 59
								99	H	Villanova	74 69	180	H	Memphis	78 64
												182	A	Houston	61 58
												182	H	Houston	76 75
												192	A	La Salle	72 69
												216	A	Saint Joseph's	63 67
												228	H	SMU	85 62
												246	H	Fairfield	77 59
												249	H	Xavier	78 65
												256	A	Tulsa	74 65
LAST 10 Division I															
180	H	Memphis	78 64	76	A	Cincinnati	81 86								
182	H	Houston	76 75	59	H	Penn	76 72								
71	A	South Fla.	51 99	159	A	Wichita St.	70 72								
159	H	Wichita St.	75 85	71	H	South Fla.	69 66								
41	H	UCF	67 65	228	H	SMU	85 62								

Non-Div I Games:

Temple

Tennessee

Through Games Of Feb. 19, 2020

Average RPI Win:	198	WON-LOST	WINNING	LAST 10	STRENGTH OF	OPP. STRENGTH	TEAM	ADJ.	CONF.	ADJ CONF.
Average RPI Loss:	17	RECORD	PCT. RANK	GAMES	SCHEDULE	OF SCHEDULE	RPI	RPI	RPI	RPI
DIV. I ONLY	17- 8	66	5-5	85	52	54	54	4	4	
DIV. I NON-CONF.	10- 3	57	0-1	268	139	107	107	5	5	
TOTALS	RPI 1-25	RPI 26-50	W-L RECORDS	RPI 51-100	RPI 101-150	RPI 150+				
17- 8	0- 6	1- 2	OVERALL	2- 0	4- 0	10- 0				
11- 3	0- 2	1- 1	HOME	2- 0	1- 0	7- 0				
6- 5	0- 4	0- 1	AWAY	0- 0	3- 0	3- 0				
0- 0	0- 0	0- 0	NEUTRAL	0- 0	0- 0	0- 0				
10- 3	0- 2	0- 1	NON-CONFERENCE	0- 0	1- 0	9- 0				
7- 1	0- 0	0- 1	HOME	0- 0	0- 0	7- 0				
3- 2	0- 2	0- 0	AWAY	0- 0	1- 0	2- 0				
0- 0	0- 0	0- 0	NEUTRAL	0- 0	0- 0	0- 0				
7- 5	0- 4	1- 1	CONFERENCE	2- 0	3- 0	1- 0				
4- 2	0- 2	1- 0	HOME	2- 0	1- 0	0- 0				
3- 3	0- 2	0- 1	AWAY	0- 0	2- 0	1- 0				
0- 0	0- 0	0- 0	NEUTRAL	0- 0	0- 0	0- 0				

RPI	S	Opponent	Score	RPI	S	Opponent	Score	RPI	S	Opponent	Score	RPI	S	Opponent	Score
2	A	South Carolina	48 69	28	A	LSU	65 75	79	H	Alabama	65 63	101	A	Vanderbilt	78 69
7	A	UConn	45 60	28	H	LSU	63 58	80	H	Georgia	73 56	113	A	Notre Dame	74 63
9	A	Stanford	51 78	42	H	Texas	60 66					133	A	Florida	78 50
11	H	Mississippi St.	55 72									139	H	Missouri	77 66
14	H	Texas A&M	71 73									212	H	Stetson	73 46
23	A	Kentucky	76 80									221	A	Portland St.	88 61
												225	H	Central Ark.	63 36
												247	H	Howard	88 38
												258	H	Colorado St.	79 41
												281	A	Ole Miss	84 28
												285	A	ETSU	72 68
												288	H	Air Force	81 54
												335	H	Tennessee St.	73 43
												339	H	Ark.-Pine Bluff	92 51
LAST 10 Division I															
14	H	Texas A&M	71 73	28	H	LSU	63 58								
28	A	LSU	65 75	7	A	UConn	45 60								
11	H	Mississippi St.	55 72	79	H	Alabama	65 63								
2	A	South Carolina	48 69	133	A	Florida	78 50								
101	A	Vanderbilt	78 69	80	H	Georgia	73 56								

Non-Div I Games:

Tennessee

■ Loss,
■ Non-Conf,
■ S Site,
■ H Home
■ A Away
N Neutral

Tennessee St.

Through Games Of Feb. 19, 2020

Average RPI Win:	236	WON-LOST	WINNING	LAST 10	STRENGTH OF	OPP. STRENGTH	TEAM	ADJ.	CONF.	ADJ CONF.
Average RPI Loss:	187	RECORD	PCT. RANK	GAMES	SCHEDULE	OF SCHEDULE	RPI	RPI	RPI	RPI
DIV. I ONLY	1- 21	349	1-9	165	301	335	335	20	20	
DIV. I NON-CONF.	0- 8	338	0	136	252	327	327	23	23	
TOTALS	RPI 1-25	RPI 26-50	W-L RECORDS	RPI 51-100	RPI 101-150	RPI 150+				
1- 21	0- 1	0- 0	OVERALL	0- 3	0- 3	1- 14				
1- 11	0- 0	0- 0	HOME	0- 0	0- 2	1- 9				
0- 10	0- 1	0- 0	AWAY	0- 3	0- 1	0- 5				
0- 0	0- 0	0- 0	NEUTRAL	0- 0	0- 0	0- 0				
0- 8	0- 1	0- 0	NON-CONFERENCE	0- 1	0- 2	0- 4				
0- 5	0- 0	0- 0	HOME	0- 0	0- 2	0- 3				
0- 3	0- 1	0- 0	AWAY	0- 1	0- 0	0- 1				
0- 0	0- 0	0- 0	NEUTRAL	0- 0	0- 0	0- 0				
1- 13	0- 0	0- 0	CONFERENCE	0- 2	0- 1	1- 10				
1- 6	0- 0	0- 0	HOME	0- 0	0- 0	1- 6				
0- 7	0- 0	0- 0	AWAY	0- 2	0- 1	0- 4				
0- 0	0- 0	0- 0	NEUTRAL	0- 0	0- 0	0- 0				

RPI 1-25				RPI 26-50				RPI 51-100				RPI 101+ Team's RPI: 335			
RPI	S	Opponent	Score	RPI	S	Opponent	Score	RPI	S	Opponent	Score	RPI	S	Opponent	Score
24	A	Arizona	42 77					54	A	Tennessee	43 73	101	H	Vanderbilt	55 106
								60	A	Belmont	58 70	123	A	Southeast Mo. St.	54 83
								62	A	UT Martin	71 88	146	H	Columbia	65 75
												163	H	North Ala.	63 88
												177	A	Austin Peay	58 76
												177	H	Austin Peay	55 87
												198	A	Tennessee Tech	47 88
												198	H	Tennessee Tech	69 81
												226	H	Eastern Ill.	52 73
												236	A	Murray St.	62 100
												236	H	Murray St.	96 81
												237	A	South Alabama	48 70
												266	H	Eastern Ky.	55 61
												272	H	Morehead St.	47 84
												273	H	Lipscomb	64 74
												274	A	Jacksonville St.	48 70
												329	H	Alcorn	57 62
												334	H	SIUE	63 76
LAST 10 Division I															
198	H	Tennessee Tech	69 81	274	A	Jacksonville St.	48 70								
60	A	Belmont	58 70	236	A	Murray St.	62 100								
236	H	Murray St.	96 81	177	A	Austin Peay	58 76								
177	H	Austin Peay	55 87	266	H	Eastern Ky.	55 61								
198	A	Tennessee Tech	47 88	272	H	Morehead St.	47 84								

Non-Div I Games: Wilberforce 83 65 Fisk 91 50

Tennessee St.

Loss, Non-Conf, S Site, H Home A Away N Neutral

Tennessee Tech

Through Games Of Feb. 19, 2020

Average RPI Win:	279	WON-LOST	WINNING	LAST 10	STRENGTH OF	OPP. STRENGTH	TEAM	ADJ.	CONF.	ADJ CONF.
Average RPI Loss:	116	RECORD	PCT. RANK	GAMES	SCHEDULE	OF SCHEDULE	RPI	RPI	RPI	RPI
DIV. I ONLY	15- 8	81	6-4	342	201	198	198	20	20	
DIV. I NON-CONF.	5- 4	140	0	345	117	233	233	23	23	
TOTALS	RPI 1-25	RPI 26-50	W-L RECORDS	RPI 51-100	RPI 101-150	RPI 150+				
15- 8	0- 0	0- 0	OVERALL	0- 4	0- 2	15- 2				
7- 2	0- 0	0- 0	HOME	0- 1	0- 0	7- 1				
7- 5	0- 0	0- 0	AWAY	0- 3	0- 2	7- 0				
1- 1	0- 0	0- 0	NEUTRAL	0- 0	0- 0	1- 1				
5- 4	0- 0	0- 0	NON-CONFERENCE	0- 2	0- 1	5- 1				
2- 0	0- 0	0- 0	HOME	0- 0	0- 0	2- 0				
2- 3	0- 0	0- 0	AWAY	0- 2	0- 1	2- 0				
1- 1	0- 0	0- 0	NEUTRAL	0- 0	0- 0	1- 1				
10- 4	0- 0	0- 0	CONFERENCE	0- 2	0- 1	10- 1				
5- 2	0- 0	0- 0	HOME	0- 1	0- 0	5- 1				
5- 2	0- 0	0- 0	AWAY	0- 1	0- 1	5- 0				
0- 0	0- 0	0- 0	NEUTRAL	0- 0	0- 0	0- 0				

RPI S	Opponent	Score	RPI S	Opponent	Score	RPI S	Opponent	Score	RPI S	Opponent	Score	Team's RPI: 198
						51	A Middle Tenn.	58 64	101	A Vanderbilt	61 75	
						60	H Belmont	47 59	123	A Southeast Mo. St.	72 87	
						62	A UT Martin	62 71	167	A Samford	72 57	
						81	A Southern Ill.	65 76	176	N Northern Ill.	74 82	
									177	H Austin Peay	58 49	
									226	A Eastern Ill.	75 62	
									236	H Murray St.	77 72	
									266	A Eastern Ky.	60 42	
									266	H Eastern Ky.	87 82	
									272	A Morehead St.	75 55	
									272	H Morehead St.	82 75	
									273	H Lipscomb	78 58	
									274	H Jacksonville St.	50 66	
									333	N Detroit Mercy	69 47	
									334	A SIUE	65 50	
									335	A Tennessee St.	81 69	
									335	H Tennessee St.	88 47	
									336	A Western Caro.	62 58	
									350	H La.-Monroe	75 68	
LAST 10 Division I												
335	A	Tennessee St.	81	69	60	H	Belmont	47	59			
274	H	Jacksonville St.	50	66	266	H	Eastern Ky.	87	82			
123	A	Southeast Mo. St.	72	87	272	H	Morehead St.	82	75			
62	A	UT Martin	62	71	226	A	Eastern Ill.	75	62			
335	H	Tennessee St.	88	47	334	A	SIUE	65	50			

Non-Div I Games: Tenn. Wesleyan 94 45 Cumberland (TN) 88 51

Tennessee Tech

Loss, Non-Conf, S Site, H Home A Away N Neutral

Average RPI Win:	143	WON-LOST	WINNING	LAST 10	STRENGTH OF	OPP. STRENGTH	TEAM	ADJ.	CONF.	ADJ CONF.
Average RPI Loss:	59	RECORD	PCT. RANK	GAMES	SCHEDULE	OF SCHEDULE	RPI	RPI	RPI	RPI
DIV. I ONLY	16- 9	86	7-3	25	62	42	42	3	3	
DIV. I NON-CONF.	8- 4	90	0	81	138	79	79	3	3	
TOTALS	RPI 1-25	RPI 26-50	W-L RECORDS	RPI 51-100	RPI 101-150	RPI 150+				
16- 9	1- 4	3- 1	OVERALL	3- 2	4- 1	5- 1				
9- 4	1- 3	1- 1	HOME	1- 0	2- 0	4- 0				
6- 4	0- 0	2- 0	AWAY	2- 2	2- 1	0- 1				
1- 1	0- 1	0- 0	NEUTRAL	0- 0	0- 0	1- 0				
8- 4	1- 2	1- 0	NON-CONFERENCE	1- 1	0- 0	5- 1				
6- 1	1- 1	1- 0	HOME	0- 0	0- 0	4- 0				
1- 2	0- 0	0- 0	AWAY	1- 1	0- 0	0- 1				
1- 1	0- 1	0- 0	NEUTRAL	0- 0	0- 0	1- 0				
8- 5	0- 2	2- 1	CONFERENCE	2- 1	4- 1	0- 0				
3- 3	0- 2	0- 1	HOME	1- 0	2- 0	0- 0				
5- 2	0- 0	2- 0	AWAY	1- 1	2- 1	0- 0				
0- 0	0- 0	0- 0	NEUTRAL	0- 0	0- 0	0- 0				

RPI 1-25				RPI 26-50				Team's RPI: 42				RPI 51-100				RPI 101+			
RPI	S	Opponent	Score	RPI	S	Opponent	Score	RPI	S	Opponent	Score	RPI	S	Opponent	Score	RPI	S	Opponent	Score
4	H	Baylor	44 64	44	A	Iowa St.	81 75	54	A	Tennessee	66 60	103	A	Kansas St.	71 63				
9	H	Stanford	69 64	44	H	Iowa St.	51 69	56	A	West Virginia	63 68	115	A	Kansas	67 82				
17	H	TCU	63 65	45	H	Ohio	73 60	56	H	West Virginia	50 44	115	H	Kansas	85 77				
21	N	NC State	73 84	47	A	Oklahoma St.	61 56	57	A	Oklahoma	70 53	147	A	Texas Tech	81 66				
24	H	Arizona	58 83					71	A	South Fla.	57 64	147	H	Texas Tech	92 66				
												178	A	Hawaii	60 73				
												250	N	North Texas	63 57				
												255	H	Southern U.	93 39				
												303	H	UTSA	84 53				
												314	H	UTRGV	85 69				
												338	H	Northwestern St.	91 49				
LAST 10 Division I																			
				56	H	West Virginia	50 44	57	A	Oklahoma	70 53								
				115	A	Kansas	67 82	47	A	Oklahoma St.	61 56								
				44	H	Iowa St.	51 69	115	H	Kansas	85 77								
				147	A	Texas Tech	81 66	103	A	Kansas St.	71 63								
				4	H	Baylor	44 64	147	H	Texas Tech	92 66								

Non-Div I Games:

Texas

■ Loss,
■ Non-Conf,
■ S Site,
■ H Home
■ A Away
N Neutral

Average RPI Win:	116	WON-LOST	WINNING	LAST 10	STRENGTH OF	OPP. STRENGTH	TEAM	ADJ.	CONF.	ADJ CONF.
Average RPI Loss:	23	RECORD	PCT. RANK	GAMES	SCHEDULE	OF SCHEDULE	RPI	RPI	RPI	RPI
DIV. I ONLY	20- 5	30	6-4	14	23	14	14	4	4	
DIV. I NON-CONF.	12- 1	10	0	34	18	7	7	5	5	
TOTALS	RPI 1-25	RPI 26-50	W-L RECORDS	RPI 51-100	RPI 101-150	RPI 150+				
20- 5	1- 3	3- 2	OVERALL	8- 0	3- 0	5- 0				
13- 1	1- 0	2- 1	HOME	2- 0	3- 0	5- 0				
5- 3	0- 2	1- 1	AWAY	4- 0	0- 0	0- 0				
2- 1	0- 1	0- 0	NEUTRAL	2- 0	0- 0	0- 0				
12- 1	1- 1	2- 0	NON-CONFERENCE	5- 0	0- 0	4- 0				
8- 0	1- 0	2- 0	HOME	1- 0	0- 0	4- 0				
2- 0	0- 0	0- 0	AWAY	2- 0	0- 0	0- 0				
2- 1	0- 1	0- 0	NEUTRAL	2- 0	0- 0	0- 0				
8- 4	0- 2	1- 2	CONFERENCE	3- 0	3- 0	1- 0				
5- 1	0- 0	0- 1	HOME	1- 0	3- 0	1- 0				
3- 3	0- 2	1- 1	AWAY	2- 0	0- 0	0- 0				
0- 0	0- 0	0- 0	NEUTRAL	0- 0	0- 0	0- 0				

RPI 1-25				RPI 26-50				RPI 51-100				RPI 101+			
RPI	S	Opponent	Score	RPI	S	Opponent	Score	RPI	S	Opponent	Score	RPI	S	Opponent	Score
11	A	Mississippi St.	57 69	28	A	LSU	58 59	54	A	Tennessee	73 71	101	H	Vanderbilt	74 53
17	H	TCU	70 68	28	H	LSU	54 57	74	N	Georgia Tech	60 48	133	H	Florida	69 42
23	A	Kentucky	54 76	31	H	Duke	79 58	75	A	Southern California	74 64	139	H	Missouri	72 53
25	N	Florida St.	58 80	39	A	Arkansas	84 77	79	A	Alabama	79 74	182	H	Houston	72 43
				47	H	Oklahoma St.	74 62	80	H	Georgia	64 63	214	H	Little Rock	78 35
								82	A	Rice	62 61	225	H	Central Ark.	76 46
								89	N	Montana St.	78 67	281	H	Ole Miss	79 35
								96	H	A&M-Corpus Christi	85 48	284	H	Prairie View	80 38
LAST 10 Division I															
				54	A	Tennessee	73 71	139	H	Missouri	72 53				
				101	H	Vanderbilt	74 53	79	A	Alabama	79 74				
				11	A	Mississippi St.	57 69	133	H	Florida	69 42				
				28	A	LSU	58 59	23	A	Kentucky	54 76				
				80	H	Georgia	64 63	28	H	LSU	54 57				

Non-Div I Games:

Texas A&M

Texas Southern

Through Games Of Feb. 19, 2020

Average RPI Win:	263	WON-LOST	WINNING	LAST 10	STRENGTH OF	OPP. STRENGTH	TEAM	ADJ.	CONF.	ADJ CONF.
Average RPI Loss:	105	RECORD	PCT. RANK	GAMES	SCHEDULE	OF SCHEDULE	RPI	RPI	RPI	RPI
DIV. I ONLY	14- 9	103	7-3	247	255	137	137	32	32	
DIV. I NON-CONF.	5- 6	187	0	27	31	50	50	31	31	
TOTALS	RPI 1-25	RPI 26-50	W-L RECORDS	RPI 51-100	RPI 101-150	RPI 150+				
14- 9	0- 2	0- 1	OVERALL	1- 1	1- 4	12- 1				
7- 1	0- 0	0- 0	HOME	1- 0	0- 1	6- 0				
7- 6	0- 2	0- 1	AWAY	0- 1	1- 1	6- 1				
0- 2	0- 0	0- 0	NEUTRAL	0- 0	0- 2	0- 0				
5- 6	0- 2	0- 1	NON-CONFERENCE	1- 1	1- 2	3- 0				
1- 0	0- 0	0- 0	HOME	1- 0	0- 0	0- 0				
4- 4	0- 2	0- 1	AWAY	0- 1	1- 0	3- 0				
0- 2	0- 0	0- 0	NEUTRAL	0- 0	0- 2	0- 0				
9- 3	0- 0	0- 0	CONFERENCE	0- 0	0- 2	9- 1				
6- 1	0- 0	0- 0	HOME	0- 0	0- 1	6- 0				
3- 2	0- 0	0- 0	AWAY	0- 0	0- 1	3- 1				
0- 0	0- 0	0- 0	NEUTRAL	0- 0	0- 0	0- 0				

RPI 1-25				RPI 26-50				RPI 51-100				RPI 101+ Team's RPI: 137			
RPI	S	Opponent	Score	RPI	S	Opponent	Score	RPI	S	Opponent	Score	RPI	S	Opponent	Score
1	A	Oregon	63 99	44	A	Iowa St.	59 79	78	A	Colorado	50 74	108	A	UT Arlington	74 63
13	A	Gonzaga	45 80					82	H	Rice	63 56	112	N	Utah	52 61
												126	N	UAB	68 84
												145	A	Jackson St.	79 81
												145	H	Jackson St.	61 72
												157	A	Tulane	72 62
												178	A	Hawaii	74 57
												255	H	Southern U.	61 56
												263	A	Alabama A&M	65 58
												284	A	Prairie View	47 50
												284	H	Prairie View	88 65
												314	A	UTRGV	71 44
												328	A	Alabama St.	81 54
												329	H	Alcorn	105 70
												339	H	Ark.-Pine Bluff	78 77
												345	A	Grambling	89 85
												345	H	Grambling	85 62
												351	H	Mississippi Val.	88 58
LAST 10 Division I															
345	H	Grambling	85 62	339	H	Ark.-Pine Bluff	78 77								
145	H	Jackson St.	61 72	351	H	Mississippi Val.	88 58								
284	A	Prairie View	47 50	345	A	Grambling	89 85								
328	A	Alabama St.	81 54	145	A	Jackson St.	79 81								
263	A	Alabama A&M	65 58	284	H	Prairie View	88 65								

Non-Div I Games:

Texas Southern

■ Loss,
 ■ Non-Conf,
 ■ S Site,
 ■ Home
 ■ Away
 N Neutral

Average RPI Win:	204	WON-LOST	WINNING	LAST 10	STRENGTH OF	OPP. STRENGTH	TEAM	ADJ.	CONF.	ADJ CONF.
Average RPI Loss:	182	RECORD	PCT. RANK	GAMES	SCHEDULE	OF SCHEDULE	RPI	RPI	RPI	RPI
DIV. I ONLY	8- 14	254	3-7	207	226	260	260	21	21	
DIV. I NON-CONF.	5- 4	140	0	201	216	137	137	20	20	
TOTALS	RPI 1-25	RPI 26-50	W-L RECORDS	RPI 51-100	RPI 101-150	RPI 150+				
8- 14	0- 1	0- 1	OVERALL	1- 2	2- 1	5- 9				
5- 6	0- 0	0- 0	HOME	1- 1	2- 0	2- 5				
3- 8	0- 1	0- 1	AWAY	0- 1	0- 1	3- 4				
0- 0	0- 0	0- 0	NEUTRAL	0- 0	0- 0	0- 0				
5- 4	0- 1	0- 0	NON-CONFERENCE	1- 0	1- 1	3- 2				
4- 0	0- 0	0- 0	HOME	1- 0	1- 0	2- 0				
1- 4	0- 1	0- 0	AWAY	0- 0	0- 1	1- 2				
0- 0	0- 0	0- 0	NEUTRAL	0- 0	0- 0	0- 0				
3- 10	0- 0	0- 1	CONFERENCE	0- 2	1- 0	2- 7				
1- 6	0- 0	0- 0	HOME	0- 1	1- 0	0- 5				
2- 4	0- 0	0- 1	AWAY	0- 1	0- 0	2- 2				
0- 0	0- 0	0- 0	NEUTRAL	0- 0	0- 0	0- 0				

RPI 1-25				RPI 26-50				RPI 51-100				RPI 101+ Team's RPI: 260			
RPI	S	Opponent	Score	RPI	S	Opponent	Score	RPI	S	Opponent	Score	RPI	S	Opponent	Score
17	A	TCU	52 79	48	A	Troy	50 84	83	A	Coastal Caro.	67 75	108	H	UT Arlington	72 55
								83	H	Coastal Caro.	59 69	115	A	Kansas	48 68
								96	H	A&M-Corpus Christi	57 48	150	H	New Orleans	51 49
												171	A	Dartmouth	61 51
												201	H	Louisiana	67 73
												214	A	Little Rock	50 47
												214	H	Little Rock	66 78
												215	A	Oral Roberts	57 63
												237	A	South Alabama	76 78
												238	A	Appalachian St.	65 73
												238	H	Appalachian St.	47 59
												243	A	Morgan St.	62 72
												261	A	Arkansas St.	83 69
												261	H	Arkansas St.	53 56
												303	H	UTSA	74 69
												329	H	Alcorn	67 59
												350	H	La.-Monroe	55 58
LAST 10 Division I															
261	A	Arkansas St.	83 69	237	A	South Alabama	76 78								
214	A	Little Rock	50 47	48	A	Troy	50 84								
238	H	Appalachian St.	47 59	201	H	Louisiana	67 73								
83	H	Coastal Caro.	59 69	350	H	La.-Monroe	55 58								
108	H	UT Arlington	72 55	238	A	Appalachian St.	65 73								

Non-Div I Games: Texas Lutheran 72 31 Tex. Permian Basin 83 45

Texas St.

Loss, Non-Conf, S Site, H Home A Away N Neutral

Average RPI Win:	225	WON-LOST	WINNING	LAST 10	STRENGTH OF	OPP. STRENGTH	TEAM	ADJ.	CONF.	ADJ CONF.
Average RPI Loss:	57	RECORD	PCT. RANK	GAMES	SCHEDULE	OF SCHEDULE	RPI	RPI	RPI	RPI
DIV. I ONLY	15- 9	91	3-7	216	80	147	147	3	3	
DIV. I NON-CONF.	11- 0	1	0	350	341	158	158	3	3	
TOTALS	RPI 1-25	RPI 26-50	W-L RECORDS	RPI 51-100	RPI 101-150	RPI 150+				
15- 9	1- 2	1- 3	OVERALL	1- 1	3- 3	9- 0				
12- 4	0- 1	1- 2	HOME	1- 0	2- 1	8- 0				
2- 5	1- 1	0- 1	AWAY	0- 1	1- 2	0- 0				
1- 0	0- 0	0- 0	NEUTRAL	0- 0	0- 0	1- 0				
11- 0	0- 0	0- 0	NON-CONFERENCE	0- 0	2- 0	9- 0				
9- 0	0- 0	0- 0	HOME	0- 0	1- 0	8- 0				
1- 0	0- 0	0- 0	AWAY	0- 0	1- 0	0- 0				
1- 0	0- 0	0- 0	NEUTRAL	0- 0	0- 0	1- 0				
4- 9	1- 2	1- 3	CONFERENCE	1- 1	1- 3	0- 0				
3- 4	0- 1	1- 2	HOME	1- 0	1- 1	0- 0				
1- 5	1- 1	0- 1	AWAY	0- 1	0- 2	0- 0				
0- 0	0- 0	0- 0	NEUTRAL	0- 0	0- 0	0- 0				

RPI 1-25				RPI 26-50				RPI 51-100				RPI 101+ Team's RPI: 147			
RPI	S	Opponent	Score	RPI	S	Opponent	Score	RPI	S	Opponent	Score	RPI	S	Opponent	Score
4	A	Baylor	79 87	42	A	Texas	66 92	56	A	West Virginia	60 67	103	A	Kansas St.	70 84
4	H	Baylor	62 77	42	H	Texas	66 81	57	H	Oklahoma	89 84	103	H	Kansas St.	72 76
17	A	TCU	80 76	44	H	Iowa St.	66 96					109	A	San Diego	64 60
				47	H	Oklahoma St.	109 79					115	A	Kansas	50 67
												115	H	Kansas	89 72
												144	H	Sam Houston St.	99 57
												281	H	Ole Miss	84 48
												284	H	Prairie View	82 48
												303	H	UTSA	115 58
												316	H	Houston Baptist	59 51
												332	N	Purdue Fort Wayne	82 48
												338	H	Northwestern St.	79 49
												339	H	Ark.-Pine Bluff	81 55
												342	H	Florida A&M	98 60
												350	H	La.-Monroe	83 38
LAST 10 Division I															
4	H	Baylor	62 77	47	H	Oklahoma St.	109 79	4	H	Baylor	79 87				
56	A	West Virginia	60 67	4	A	Baylor	79 87	57	H	Oklahoma	89 84				
115	H	Kansas	89 72	57	H	Oklahoma	89 84	115	A	Kansas	50 67				
42	H	Texas	66 81	42	A	Texas	66 92								
103	A	Kansas St.	70 84												

Non-Div I Games:

Texas Tech

■ Loss,
 ■ Non-Conf,
 S Site,
 ■ Home
 ■ Away
 N Neutral

Average RPI Win: 194	WON-LOST	WINNING	LAST 10	STRENGTH OF	OPP. STRENGTH	TEAM	ADJ.	CONF.	ADJ CONF.
Average RPI Loss: 107	RECORD	PCT. RANK	GAMES	SCHEDULE	OF SCHEDULE	RPI	RPI	RPI	RPI
DIV. I ONLY	11- 13	198	4-6	112	124	158	158	10	10
DIV. I NON-CONF.	5- 6	187	0	177	221	204	204	10	10
TOTALS	RPI 1-25	RPI 26-50	W-L RECORDS	RPI 51-100	RPI 101-150	RPI 150+			
11- 13	0- 1	0- 3	OVERALL	1- 1	4- 3	6- 5			
6- 5	0- 0	0- 1	HOME	1- 1	2- 0	3- 3			
4- 7	0- 1	0- 1	AWAY	0- 0	1- 3	3- 2			
1- 1	0- 0	0- 1	NEUTRAL	0- 0	1- 0	0- 0			
5- 6	0- 0	0- 2	NON-CONFERENCE	1- 0	1- 2	3- 2			
2- 3	0- 0	0- 1	HOME	1- 0	0- 0	1- 2			
2- 2	0- 0	0- 0	AWAY	0- 0	0- 2	2- 0			
1- 1	0- 0	0- 1	NEUTRAL	0- 0	1- 0	0- 0			
6- 7	0- 1	0- 1	CONFERENCE	0- 1	3- 1	3- 3			
4- 2	0- 0	0- 0	HOME	0- 1	2- 0	2- 1			
2- 5	0- 1	0- 1	AWAY	0- 0	1- 1	1- 2			
0- 0	0- 0	0- 0	NEUTRAL	0- 0	0- 0	0- 0			

RPI 1-25				RPI 26-50				RPI 51-100				RPI 101+ Team's RPI: 158			
RPI	S	Opponent	Score	RPI	S	Opponent	Score	RPI	S	Opponent	Score	RPI	S	Opponent	Score
18	A	Central Mich.	66 73	45	A	Ohio	58 86	60	H	Belmont	53 48	102	A	Kent St.	68 87
				48	N	Troy	64 71	61	H	Ball St.	58 60	102	H	Kent St.	69 60
				50	H	Dayton	42 60					113	A	Notre Dame	51 54
												114	A	Duquesne	74 79
												118	N	Pacific	66 65
												142	A	Buffalo	78 62
												142	H	Buffalo	71 59
												152	A	Western Mich.	72 84
												153	H	Valparaiso	54 61
												160	H	Akron	65 61
												173	H	Eastern Mich.	62 77
												176	A	Northern Ill.	63 51
												180	H	Memphis	76 83
												186	A	Miami (OH)	83 92
												257	H	Bowling Green	79 72
												309	A	Georgia St.	74 48
												333	A	Detroit Mercy	82 64
												340	H	Canisius	83 65
LAST 10 Division I															
45	A	Ohio	58 86	102	H	Kent St.	69 60								
102	A	Kent St.	68 87	173	H	Eastern Mich.	62 77								
61	H	Ball St.	58 60	18	A	Central Mich.	66 73								
142	A	Buffalo	78 62	257	H	Bowling Green	79 72								
186	A	Miami (OH)	83 92	160	H	Akron	65 61								

Non-Div I Games:

Toledo

**T
O
W
S
O
n**

T
O
W
S
O
N

Towson

Page 294

Average RPI Win:	221	WON-LOST	WINNING	LAST 10	STRENGTH OF	OPP. STRENGTH	TEAM	ADJ.	CONF.	ADJ CONF.
Average RPI Loss:	82	RECORD	PCT. RANK	GAMES	SCHEDULE	OF SCHEDULE	RPI	RPI	RPI	RPI
DIV. I ONLY	18- 4	26	8-2	173	221	48	48	21	21	
DIV. I NON-CONF.	7- 2	53	0	112	55	29	29	20	20	
TOTALS	RPI 1-25	RPI 26-50	W-L RECORDS	RPI 51-100	RPI 101-150	RPI 150+				
18- 4	0- 1	0- 1	OVERALL	1- 1	3- 0	14- 1				
8- 1	0- 0	0- 0	HOME	1- 0	1- 0	6- 1				
8- 3	0- 1	0- 1	AWAY	0- 1	1- 0	7- 0				
2- 0	0- 0	0- 0	NEUTRAL	0- 0	1- 0	1- 0				
7- 2	0- 1	0- 1	NON-CONFERENCE	0- 0	2- 0	5- 0				
2- 0	0- 0	0- 0	HOME	0- 0	0- 0	2- 0				
3- 2	0- 1	0- 1	AWAY	0- 0	1- 0	2- 0				
2- 0	0- 0	0- 0	NEUTRAL	0- 0	1- 0	1- 0				
11- 2	0- 0	0- 0	CONFERENCE	1- 1	1- 0	9- 1				
6- 1	0- 0	0- 0	HOME	1- 0	1- 0	4- 1				
5- 1	0- 0	0- 0	AWAY	0- 1	0- 0	5- 0				
0- 0	0- 0	0- 0	NEUTRAL	0- 0	0- 0	0- 0				

RPI 1-25				RPI 26-50				Team's RPI: 48				RPI 51-100				RPI 101+			
RPI	S	Opponent	Score	RPI	S	Opponent	Score	RPI	S	Opponent	Score	RPI	S	Opponent	Score	RPI	S	Opponent	Score
11	A	Mississippi St.	82 122	31	A	Duke	85 99	83	A	Coastal Caro.	103 124	102	N	Kent St.	71 64	108	H	UT Arlington	85 69
								83	H	Coastal Caro.	84 77					111	A	Bethune-Cookman	68 62
												158	N	Toledo	71 64	167	A	Samford	74 65
												196	A	Chattanooga	90 51	201	A	Louisiana	67 64
												201	H	Louisiana	73 79	237	H	South Alabama	85 68
												238	A	Appalachian St.	81 61	238	H	Appalachian St.	84 55
												260	H	Texas St.	84 50	274	H	Jacksonville St.	94 64
												285	H	ETSU	79 61	302	A	Ga. Southern	79 69
												309	A	Georgia St.	71 57	350	A	La.-Monroe	72 65
												350	H	La.-Monroe	77 65				
LAST 10 Division I																			
238	A	Appalachian St.	81 61	108	H	UT Arlington	85 69												
83	A	Coastal Caro.	103 124	260	H	Texas St.	84 50												
201	A	Louisiana	67 64	309	A	Georgia St.	71 57												
350	H	La.-Monroe	77 65	302	A	Ga. Southern	79 69												
237	H	South Alabama	85 68	201	H	Louisiana	73 79												

Non-Div I Games: AUM 72 42 Fort Valley St. 101 52

Troy

Tulane

Through Games Of Feb. 19, 2020

Average RPI Win:	184	WON-LOST	WINNING	LAST 10	STRENGTH OF	OPP. STRENGTH	TEAM	ADJ.	CONF.	ADJ CONF.
Average RPI Loss:	101	RECORD	PCT. RANK	GAMES	SCHEDULE	OF SCHEDULE	RPI	RPI	RPI	RPI
DIV. I ONLY	12- 14	195	4-6	86	91	157	157	9	9	
DIV. I NON-CONF.	5- 8	221	0	86	114	205	205	9	9	
TOTALS	RPI 1-25	RPI 26-50	W-L RECORDS	RPI 51-100	RPI 101-150	RPI 150+				
12- 14	0- 1	1- 1	OVERALL	1- 7	2- 1	8- 4				
7- 9	0- 0	1- 1	HOME	1- 4	1- 1	4- 3				
5- 3	0- 1	0- 0	AWAY	0- 1	1- 0	4- 1				
0- 2	0- 0	0- 0	NEUTRAL	0- 2	0- 0	0- 0				
5- 8	0- 0	0- 1	NON-CONFERENCE	0- 5	2- 1	3- 1				
3- 6	0- 0	0- 1	HOME	0- 3	1- 1	2- 1				
2- 0	0- 0	0- 0	AWAY	0- 0	1- 0	1- 0				
0- 2	0- 0	0- 0	NEUTRAL	0- 2	0- 0	0- 0				
7- 6	0- 1	1- 0	CONFERENCE	1- 2	0- 0	5- 3				
4- 3	0- 0	1- 0	HOME	1- 1	0- 0	2- 2				
3- 3	0- 1	0- 0	AWAY	0- 1	0- 0	3- 1				
0- 0	0- 0	0- 0	NEUTRAL	0- 0	0- 0	0- 0				

RPI 1-25				RPI 26-50				RPI 51-100				RPI 101+ Team's RPI: 157			
RPI	S	Opponent	Score	RPI	S	Opponent	Score	RPI	S	Opponent	Score	RPI	S	Opponent	Score
7	A	UConn	31 74	28	H	LSU	54 59	51	H	Middle Tenn.	62 64	134	A	Washington	64 62
				41	H	UCF	60 59	66	N	Charlotte	56 60	137	H	Texas Southern	62 72
								68	N	Boston College	76 89	145	H	Jackson St.	82 46
								71	A	South Fla.	56 63	159	A	Wichita St.	61 56
								71	H	South Fla.	43 53	159	H	Wichita St.	68 69
								76	H	Cincinnati	64 59	180	A	Memphis	62 64
								78	H	Colorado	52 62	180	H	Memphis	59 55
								79	H	Alabama	56 66	182	H	Houston	60 66
												208	A	Southern Miss.	62 58
												225	H	Central Ark.	65 38
												228	A	SMU	67 66
												237	H	South Alabama	53 62
												256	A	Tulsa	50 46
												256	H	Tulsa	64 62
												302	H	Ga. Southern	56 40
LAST 10 Division I															
				7	A	UConn	31 74	256	A	Tulsa	50 46				
				159	H	Wichita St.	68 69	71	A	South Fla.	56 63				
				71	H	South Fla.	43 53	41	H	UCF	60 59				
				180	A	Memphis	62 64	76	H	Cincinnati	64 59				
				182	H	Houston	60 66	228	A	SMU	67 66				

Non-Div I Games:

Tulane

Loss, Non-Conf, S Site, H Home A Away N Neutral

Average RPI Win: 246	WON-LOST	WINNING	LAST 10	STRENGTH OF	OPP. STRENGTH	TEAM	ADJ.	CONF.	ADJ CONF.
Average RPI Loss: 115	RECORD	PCT. RANK	GAMES	SCHEDULE	OF SCHEDULE	RPI	RPI	RPI	RPI
DIV. I ONLY	7- 19	300	2-8	106	95	256	256	9	9
DIV. I NON-CONF.	5- 8	221	0	89	173	193	193	9	9
TOTALS	RPI 1-25	RPI 26-50	W-L RECORDS	RPI 51-100	RPI 101-150	RPI 150+			
7- 19	0- 1	0- 5	OVERALL	0- 4	0- 1	7- 8			
6- 6	0- 0	0- 2	HOME	0- 3	0- 0	6- 1			
1- 11	0- 1	0- 1	AWAY	0- 1	0- 1	1- 7			
0- 2	0- 0	0- 2	NEUTRAL	0- 0	0- 0	0- 0			
5- 8	0- 0	0- 4	NON-CONFERENCE	0- 1	0- 1	5- 2			
4- 2	0- 0	0- 1	HOME	0- 1	0- 0	4- 0			
1- 4	0- 0	0- 1	AWAY	0- 0	0- 1	1- 2			
0- 2	0- 0	0- 2	NEUTRAL	0- 0	0- 0	0- 0			
2- 11	0- 1	0- 1	CONFERENCE	0- 3	0- 0	2- 6			
2- 4	0- 0	0- 1	HOME	0- 2	0- 0	2- 1			
0- 7	0- 1	0- 0	AWAY	0- 1	0- 0	0- 5			
0- 0	0- 0	0- 0	NEUTRAL	0- 0	0- 0	0- 0			

RPI	S	Opponent	Score	RPI	S	Opponent	Score	RPI	S	Opponent	Score	RPI	S	Opponent	Score	Team's RPI: 256
7	A	UConn	34 92	32	N	Western Ky.	63 76	71	H	South Fla.	52 68	124	A	Abilene Christian	63 73	
				33	N	Marquette	60 61	73	H	Temple	65 74	157	A	Tulane	62 64	
				39	A	Arkansas	41 91	76	A	Cincinnati	53 78	157	H	Tulane	46 50	
				41	H	UCF	49 62	85	H	SFA	63 67	159	A	Wichita St.	46 57	
				47	H	Oklahoma St.	48 78					180	A	Memphis	44 63	
												212	A	Stetson	60 66	
												214	A	Little Rock	51 63	
												215	H	Oral Roberts	67 65	
												219	A	UTEP	58 51	
												228	A	SMU	38 57	
												228	H	SMU	65 58	
												251	A	East Carolina	42 59	
												251	H	East Carolina	58 56	
												258	H	Colorado St.	61 55	
												261	H	Arkansas St.	79 77	
												293	H	LMU (CA)	75 56	
LAST 10 Division I																
				251	A	East Carolina	42 59	157	H	Tulane	46 50					
				228	H	SMU	65 58	228	A	SMU	38 57					
				76	A	Cincinnati	53 78	251	H	East Carolina	58 56					
				41	H	UCF	49 62	7	A	UConn	34 92					
				180	A	Memphis	44 63	159	A	Wichita St.	46 57					

Non-Div I Games:

Tulsa

■ Loss,
 ■ Non-Conf,
 ■ S Site,
 ■ Home
 ■ Away
 N Neutral

Average RPI Win:	218	WON-LOST	WINNING	LAST 10	STRENGTH OF	OPP. STRENGTH	TEAM	ADJ.	CONF.	ADJ CONF.
Average RPI Loss:	99	RECORD	PCT. RANK	GAMES	SCHEDULE	OF SCHEDULE	RPI	RPI	RPI	RPI
DIV. I ONLY	14- 9	103	7-3	166	138	126	126	13	13	
DIV. I NON-CONF.	6- 4	123	0	229	174	167	167	15	15	
TOTALS	RPI 1-25	RPI 26-50	W-L RECORDS	RPI 51-100	RPI 101-150	RPI 150+				
14- 9	0- 0	1- 1	OVERALL	0- 5	2- 1	11- 2				
9- 3	0- 0	1- 0	HOME	0- 2	1- 1	7- 0				
4- 5	0- 0	0- 1	AWAY	0- 2	0- 0	4- 2				
1- 1	0- 0	0- 0	NEUTRAL	0- 1	1- 0	0- 0				
6- 4	0- 0	0- 0	NON-CONFERENCE	0- 2	2- 1	4- 1				
4- 1	0- 0	0- 0	HOME	0- 0	1- 1	3- 0				
1- 2	0- 0	0- 0	AWAY	0- 1	0- 0	1- 1				
1- 1	0- 0	0- 0	NEUTRAL	0- 1	1- 0	0- 0				
8- 5	0- 0	1- 1	CONFERENCE	0- 3	0- 0	7- 1				
5- 2	0- 0	1- 0	HOME	0- 2	0- 0	4- 0				
3- 3	0- 0	0- 1	AWAY	0- 1	0- 0	3- 1				
0- 0	0- 0	0- 0	NEUTRAL	0- 0	0- 0	0- 0				

RPI 1-25				RPI 26-50				RPI 51-100				RPI 101+				Team's RPI: 126	
RPI	S	Opponent	Score	RPI	S	Opponent	Score	RPI	S	Opponent	Score	RPI	S	Opponent	Score		
26	H	Old Dominion	76 65					51	H	Middle Tenn.	52 62	105	H	Auburn	80 75		
32	A	Western Ky.	65 69					57	A	Oklahoma	75 82	107	H	Boise St.	81 83		
								66	H	Charlotte	75 83	137	N	Texas Southern	84 68		
								78	N	Colorado	69 77	167	H	Samford	76 69		
								82	A	Rice	53 64	180	A	Memphis	52 77		
												193	H	Fla. Atlantic	92 73		
												208	A	Southern Miss.	74 68		
												219	H	UTEP	63 51		
												234	A	Marshall	56 61		
												237	H	South Alabama	77 61		
												244	A	Louisiana Tech	71 51		
												250	A	North Texas	51 50		
												297	H	FIU	71 58		
												303	H	UTSA	94 55		
												329	A	Alcorn	86 65		
												343	H	McNeese	97 70		
LAST 10 Division I																	
				51	H	Middle Tenn.	52 62	244	A	Louisiana Tech	71 51						
				250	A	North Texas	51 50	208	A	Southern Miss.	74 68						
				82	A	Rice	53 64	193	H	Fla. Atlantic	92 73						
				219	H	UTEP	63 51	297	H	FIU	71 58						
				303	H	UTSA	94 55	234	A	Marshall	56 61						

Non-Div I Games: Ala.-Huntsville 74 57 Tuskegee 103 60

UAB

Loss, Non-Conf, S Site, H Home A Away N Neutral

Average RPI Win:	252	WON-LOST	WINNING	LAST 10	STRENGTH OF	OPP. STRENGTH	TEAM	ADJ.	CONF.	ADJ CONF.
Average RPI Loss:	160	RECORD	PCT. RANK	GAMES	SCHEDULE	OF SCHEDULE	RPI	RPI	RPI	RPI
DIV. I ONLY	13- 10	130	9-1	244	238	161	161	28	28	
DIV. I NON-CONF.	4- 8	235	0	111	163	208	208	26	26	
TOTALS	RPI 1-25	RPI 26-50	W-L RECORDS	RPI 51-100	RPI 101-150	RPI 150+				
13- 10	0- 1	0- 0	OVERALL	0- 3	1- 0	12- 6				
9- 2	0- 0	0- 0	HOME	0- 0	1- 0	8- 2				
4- 8	0- 1	0- 0	AWAY	0- 3	0- 0	4- 4				
0- 0	0- 0	0- 0	NEUTRAL	0- 0	0- 0	0- 0				
4- 8	0- 1	0- 0	NON-CONFERENCE	0- 3	1- 0	3- 4				
3- 2	0- 0	0- 0	HOME	0- 0	1- 0	2- 2				
1- 6	0- 1	0- 0	AWAY	0- 3	0- 0	1- 2				
0- 0	0- 0	0- 0	NEUTRAL	0- 0	0- 0	0- 0				
9- 2	0- 0	0- 0	CONFERENCE	0- 0	0- 0	9- 2				
6- 0	0- 0	0- 0	HOME	0- 0	0- 0	6- 0				
3- 2	0- 0	0- 0	AWAY	0- 0	0- 0	3- 2				
0- 0	0- 0	0- 0	NEUTRAL	0- 0	0- 0	0- 0				

RPI 1-25				RPI 26-50				RPI 51-100				RPI 101+ Team's RPI: 161			
RPI	S	Opponent	Score	RPI	S	Opponent	Score	RPI	S	Opponent	Score	RPI	S	Opponent	Score
9	A	Stanford	55 67					72	A	Minnesota	67 76	128	H	Boston U.	75 68
								77	A	Fresno St.	65 73	154	A	Saint Mary's (CA)	74 83
								89	A	Montana St.	65 77	169	A	Northern Ariz.	71 61
												178	H	Hawaii	62 49
												190	A	Pepperdine	67 70
												203	H	Santa Clara	61 62
												221	H	Portland St.	70 76
												230	A	Cal St. Fullerton	72 61
												235	H	San Francisco	79 67
												267	A	UC Santa Barbara	56 46
												267	H	UC Santa Barbara	66 63
												276	H	Long Beach St.	57 55
												283	A	UC Riverside	70 75
												298	H	Sacramento St.	77 75
												299	H	CSUN	61 39
												304	A	UC Irvine	68 73
												304	H	UC Irvine	65 53
												313	A	Cal Poly	42 36
												313	H	Cal Poly	71 58
LAST 10 Division I															
304	H	UC Irvine	65 53	299	H	CSUN	61 39								
313	H	Cal Poly	71 58	313	A	Cal Poly	42 36								
304	A	UC Irvine	68 73	267	A	UC Santa Barbara	56 46								
230	A	Cal St. Fullerton	72 61	276	H	Long Beach St.	57 55								
267	H	UC Santa Barbara	66 63	178	H	Hawaii	62 49								

Non-Div I Games: William Jessup 96 32

UC Davis

Average RPI Win:	238	WON-LOST	WINNING	LAST 10	STRENGTH OF	OPP. STRENGTH	TEAM	ADJ.	CONF.	ADJ CONF.
Average RPI Loss:	199	RECORD	PCT. RANK	GAMES	SCHEDULE	OF SCHEDULE	RPI	RPI	RPI	RPI
DIV. I ONLY	7- 17	289	4-6	273	230	304	304	28	28	
DIV. I NON-CONF.	3- 10	282	0	218	153	301	301	26	26	
TOTALS	RPI 1-25	RPI 26-50	W-L RECORDS	RPI 51-100	RPI 101-150	RPI 150+				
7- 17	0- 1	0- 0	OVERALL	0- 1	0- 2	7- 13				
4- 4	0- 0	0- 0	HOME	0- 0	0- 0	4- 4				
2- 9	0- 1	0- 0	AWAY	0- 1	0- 0	2- 7				
1- 4	0- 0	0- 0	NEUTRAL	0- 0	0- 2	1- 2				
3- 10	0- 1	0- 0	NON-CONFERENCE	0- 1	0- 2	3- 6				
2- 1	0- 0	0- 0	HOME	0- 0	0- 0	2- 1				
0- 5	0- 1	0- 0	AWAY	0- 1	0- 0	0- 3				
1- 4	0- 0	0- 0	NEUTRAL	0- 0	0- 2	1- 2				
4- 7	0- 0	0- 0	CONFERENCE	0- 0	0- 0	4- 7				
2- 3	0- 0	0- 0	HOME	0- 0	0- 0	2- 3				
2- 4	0- 0	0- 0	AWAY	0- 0	0- 0	2- 4				
0- 0	0- 0	0- 0	NEUTRAL	0- 0	0- 0	0- 0				

RPI	S	Opponent	Score	RPI	S	Opponent	Score	RPI	S	Opponent	Score	RPI	S	Opponent	Score	Team's RPI: 304
15	A	Oregon St.	57 86					97	A	Washington St.	59 87	101	N	Vanderbilt	63 76	
												131	N	Davidson	72 78	
												161	A	UC Davis	53 65	
												161	H	UC Davis	73 68	
												163	N	North Ala.	60 88	
												166	H	San Jose St.	79 77	
												178	A	Hawaii	70 94	
												189	A	Southern Utah	68 82	
												221	H	Portland St.	61 70	
												221	N	Portland St.	83 75	
												228	A	SMU	56 59	
												230	H	Cal St. Fullerton	82 75	
												235	N	San Francisco	61 68	
												253	A	Denver	75 83	
												267	A	UC Santa Barbara	57 67	
												267	H	UC Santa Barbara	61 65	
												276	H	Long Beach St.	46 56	
												283	A	UC Riverside	77 53	
												293	H	LMU (CA)	80 65	
												299	A	CSUN	62 70	
												299	H	CSUN	51 56	
												313	A	Cal Poly	68 57	
LAST 10 Division I																
161	A	UC Davis	53 65	178	A	Hawaii	70 94									
230	H	Cal St. Fullerton	82 75	276	H	Long Beach St.	46 56									
161	H	UC Davis	73 68	299	H	CSUN	51 56									
267	A	UC Santa Barbara	57 67	313	A	Cal Poly	68 57									
283	A	UC Riverside	77 53	267	H	UC Santa Barbara	61 65									

Non-Div I Games: Westcliff 93 41

UC Irvine

■ Loss,
 ■ Non-Conf,
 ■ S Site,
 ■ Home
 ■ A Away
 N Neutral

UC Riverside

Through Games Of Feb. 19, 2020

Average RPI Win:	271	WON-LOST	WINNING	LAST 10	STRENGTH OF	OPP. STRENGTH	TEAM	ADJ.	CONF.	ADJ CONF.
Average RPI Loss:	188	RECORD	PCT. RANK	GAMES	SCHEDULE	OF SCHEDULE	RPI	RPI	RPI	RPI
DIV. I ONLY	8- 16	265	4-6	245	254	283	283	28	28	
DIV. I NON-CONF.	4- 10	259	0	193	192	261	261	26	26	
TOTALS	RPI 1-25	RPI 26-50	W-L RECORDS	RPI 51-100	RPI 101-150	RPI 150+				
8- 16	0- 2	0- 0	OVERALL	0- 1	0- 2	8- 11				
6- 4	0- 0	0- 0	HOME	0- 1	0- 0	6- 3				
2- 12	0- 2	0- 0	AWAY	0- 0	0- 2	2- 8				
0- 0	0- 0	0- 0	NEUTRAL	0- 0	0- 0	0- 0				
4- 10	0- 2	0- 0	NON-CONFERENCE	0- 1	0- 2	4- 5				
3- 2	0- 0	0- 0	HOME	0- 1	0- 0	3- 1				
1- 8	0- 2	0- 0	AWAY	0- 0	0- 2	1- 4				
0- 0	0- 0	0- 0	NEUTRAL	0- 0	0- 0	0- 0				
4- 6	0- 0	0- 0	CONFERENCE	0- 0	0- 0	4- 6				
3- 2	0- 0	0- 0	HOME	0- 0	0- 0	3- 2				
1- 4	0- 0	0- 0	AWAY	0- 0	0- 0	1- 4				
0- 0	0- 0	0- 0	NEUTRAL	0- 0	0- 0	0- 0				

RPI 1-25				RPI 26-50				RPI 51-100				RPI 101+ Team's RPI: 283			
RPI	S	Opponent	Score	RPI	S	Opponent	Score	RPI	S	Opponent	Score	RPI	S	Opponent	Score
1	A	Oregon	41 84					75	H	Southern California	59 76	110	A	VCU	51 67
24	A	Arizona	27 70									132	A	California	61 84
												161	H	UC Davis	75 70
												178	A	Hawaii	57 80
												178	H	Hawaii	59 65
												189	A	Southern Utah	68 79
												202	A	New Mexico	70 80
												219	A	UTEP	50 63
												227	H	CSU Bakersfield	53 52
												230	A	Cal St. Fullerton	61 71
												258	A	Colorado St.	40 52
												267	H	UC Santa Barbara	66 61
												276	A	Long Beach St.	67 73
												276	H	Long Beach St.	58 57
												294	H	California Baptist	80 64
												299	A	CSUN	67 62
												304	H	UC Irvine	53 77
												313	A	Cal Poly	70 75
												317	A	New Mexico St.	60 58
												321	H	Weber St.	54 64
												324	H	Utah Valley	67 53
LAST 10 Division I															
276	H	Long Beach St.	58 57	178	H	Hawaii	59 65								
230	A	Cal St. Fullerton	61 71	313	A	Cal Poly	70 75								
299	A	CSUN	67 62	267	H	UC Santa Barbara	66 61								
304	H	UC Irvine	53 77	178	A	Hawaii	57 80								
276	A	Long Beach St.	67 73	161	H	UC Davis	75 70								

Non-Div I Games:

UC Riverside

Loss, Non-Conf, S Site, H Home A Away N Neutral

Average RPI Win:	271	WON-LOST	WINNING	LAST 10	STRENGTH OF	OPP. STRENGTH	TEAM	ADJ.	CONF.	ADJ CONF.
Average RPI Loss:	184	RECORD	PCT. RANK	GAMES	SCHEDULE	OF SCHEDULE	RPI	RPI	RPI	RPI
DIV. I ONLY	9- 14	243	5-5	249	304	267	267	28	28	
DIV. I NON-CONF.	4- 8	235	0	186	281	263	263	26	26	
TOTALS	RPI 1-25	RPI 26-50	W-L RECORDS	RPI 51-100	RPI 101-150	RPI 150+				
9- 14	0- 1	0- 0	OVERALL	1- 1	0- 1	8- 11				
5- 5	0- 0	0- 0	HOME	1- 0	0- 1	4- 4				
3- 8	0- 1	0- 0	AWAY	0- 0	0- 0	3- 7				
1- 1	0- 0	0- 0	NEUTRAL	0- 1	0- 0	1- 0				
4- 8	0- 1	0- 0	NON-CONFERENCE	1- 1	0- 1	3- 5				
3- 2	0- 0	0- 0	HOME	1- 0	0- 1	2- 1				
0- 5	0- 1	0- 0	AWAY	0- 0	0- 0	0- 4				
1- 1	0- 0	0- 0	NEUTRAL	0- 1	0- 0	1- 0				
5- 6	0- 0	0- 0	CONFERENCE	0- 0	0- 0	5- 6				
2- 3	0- 0	0- 0	HOME	0- 0	0- 0	2- 3				
3- 3	0- 0	0- 0	AWAY	0- 0	0- 0	3- 3				
0- 0	0- 0	0- 0	NEUTRAL	0- 0	0- 0	0- 0				

RPI 1-25				RPI 26-50				RPI 51-100				RPI 101+ Team's RPI: 267			
RPI	S	Opponent	Score	RPI	S	Opponent	Score	RPI	S	Opponent	Score	RPI	S	Opponent	Score
24	A	Arizona	42 61					75	H	Southern California	57 46	118	H	Pacific	53 63
								85	N	SFA	56 67	154	A	Saint Mary's (CA)	43 64
												161	A	UC Davis	63 66
												161	H	UC Davis	46 56
												166	H	San Jose St.	70 73
												178	H	Hawaii	51 63
												222	A	Grand Canyon	57 58
												227	A	CSU Bakersfield	62 66
												230	A	Cal St. Fullerton	75 66
												230	H	Cal St. Fullerton	68 70
												242	H	San Diego St.	64 52
												276	A	Long Beach St.	53 59
												283	A	UC Riverside	61 66
												294	A	California Baptist	81 85
												299	A	CSUN	65 55
												304	A	UC Irvine	65 61
												304	H	UC Irvine	67 57
												313	H	Cal Poly	52 50
												324	H	Utah Valley	59 51
												346	N	Chicago St.	96 65
LAST 10 Division I															
299	A	CSUN	65 55	230	A	Cal St. Fullerton	75 66								
276	A	Long Beach St.	53 59	161	H	UC Davis	46 56								
178	H	Hawaii	51 63	283	A	UC Riverside	61 66								
304	H	UC Irvine	67 57	304	A	UC Irvine	65 61								
161	A	UC Davis	63 66	313	H	Cal Poly	52 50								

Non-Div I Games: Ottawa (AZ) 72 57

UC Santa Barbara

■ Loss,
 ■ Non-Conf,
 ■ S Site,
 ■ Home
 ■ A Away
 N Neutral

UCF										
Average RPI Win:	163	WON-LOST	WINNING	LAST 10	STRENGTH OF	OPP. STRENGTH	TEAM	ADJ.	CONF.	ADJ CONF.
Average RPI Loss:	57	RECORD	PCT. RANK	GAMES	SCHEDULE	OF SCHEDULE	RPI	RPI	RPI	RPI
DIV. I ONLY	16- 8	72	7-3	38	77	41	41	9	9	
DIV. I NON-CONF.	8- 4	90	0	21	72	43	43	9	9	
<hr/>										
TOTALS	RPI 1-25	RPI 26-50	W-L RECORDS	RPI 51-100	RPI 101-150	RPI 150+				
16- 8	1- 2	0- 2	OVERALL	4- 3	0- 0	11- 1				
12- 1	1- 1	0- 0	HOME	2- 0	0- 0	9- 0				
4- 5	0- 0	0- 1	AWAY	2- 3	0- 0	2- 1				
0- 2	0- 1	0- 1	NEUTRAL	0- 0	0- 0	0- 0				
8- 4	1- 1	0- 2	NON-CONFERENCE	1- 1	0- 0	6- 0				
7- 0	1- 0	0- 0	HOME	0- 0	0- 0	6- 0				
1- 2	0- 0	0- 1	AWAY	1- 1	0- 0	0- 0				
0- 2	0- 1	0- 1	NEUTRAL	0- 0	0- 0	0- 0				
8- 4	0- 1	0- 0	CONFERENCE	3- 2	0- 0	5- 1				
5- 1	0- 1	0- 0	HOME	2- 0	0- 0	3- 0				
3- 3	0- 0	0- 0	AWAY	1- 2	0- 0	2- 1				
0- 0	0- 0	0- 0	NEUTRAL	0- 0	0- 0	0- 0				

RPI 1-25				RPI 26-50				Team's RPI: 41				RPI 51-100				RPI 101+			
RPI	S	Opponent	Score	RPI	S	Opponent	Score	RPI	S	Opponent	Score	RPI	S	Opponent	Score	RPI	S	Opponent	Score
7	H	UConn	52 59	29	A	FGCU	50 72	60	A	Belmont	37 72	154	H	Saint Mary's (CA)	67 58				
8	N	UCLA	56 61	43	N	James Madison	43 46	71	A	South Fla.	64 57	157	A	Tulane	59 60				
18	H	Central Mich.	64 58					71	H	South Fla.	56 48	164	H	Wright St.	69 53				
								73	A	Temple	65 67	180	H	Memphis	82 66				
								76	A	Cincinnati	64 81	182	A	Houston	67 49				
								76	H	Cincinnati	49 42	184	H	Quinnipiac	80 58				
								85	A	SFA	63 57	191	H	Delaware	75 49				
												212	H	Stetson	66 40				
												228	H	SMU	67 57				
												251	H	East Carolina	91 55				
												256	A	Tulsa	62 49				
												290	H	Pittsburgh	74 58				
LAST 10 Division I																			
				71	H	South Fla.	56 48					73	A	Temple	65 67				
				76	H	Cincinnati	49 42					180	H	Memphis	82 66				
				182	A	Houston	67 49					157	A	Tulane	59 60				
				256	A	Tulsa	62 49					71	A	South Fla.	64 57				
				228	H	SMU	67 57					7	H	UConn	52 59				

Non-Div I Games:

UCF

■ Loss,
 ■ Non-Conf, S Site,
 ■ Home
 ■ Away
 N Neutral

Average RPI Win:	114	WON-LOST	WINNING	LAST 10	STRENGTH OF	OPP. STRENGTH	TEAM	ADJ.	CONF.	ADJ CONF.
Average RPI Loss:	33	RECORD	PCT. RANK	GAMES	SCHEDULE	OF SCHEDULE	RPI	RPI	RPI	RPI
DIV. I ONLY	22- 3	13	7-3	33	11	8	8	1	1	
DIV. I NON-CONF.	11- 0	1	0	170	51	15	15	1	1	
TOTALS	RPI 1-25	RPI 26-50	W-L RECORDS	RPI 51-100	RPI 101-150	RPI 150+				
22- 3	4- 2	3- 0	OVERALL	6- 1	4- 0	5- 0				
12- 1	2- 1	1- 0	HOME	3- 0	2- 0	4- 0				
9- 2	2- 1	1- 0	AWAY	3- 1	2- 0	1- 0				
1- 0	0- 0	1- 0	NEUTRAL	0- 0	0- 0	0- 0				
11- 0	1- 0	1- 0	NON-CONFERENCE	3- 0	1- 0	5- 0				
6- 0	0- 0	0- 0	HOME	1- 0	1- 0	4- 0				
4- 0	1- 0	0- 0	AWAY	2- 0	0- 0	1- 0				
1- 0	0- 0	1- 0	NEUTRAL	0- 0	0- 0	0- 0				
11- 3	3- 2	2- 0	CONFERENCE	3- 1	3- 0	0- 0				
6- 1	2- 1	1- 0	HOME	2- 0	1- 0	0- 0				
5- 2	1- 1	1- 0	AWAY	1- 1	2- 0	0- 0				
0- 0	0- 0	0- 0	NEUTRAL	0- 0	0- 0	0- 0				

RPI	S	Opponent	Score	RPI	S	Opponent	Score	RPI	S	Opponent	Score	RPI	S	Opponent	Score
1	H	Oregon	66 80	27	A	Arizona St.	70 61	52	A	Virginia	73 62	112	A	Utah	84 54
9	A	Stanford	79 69	27	H	Arizona St.	68 66	55	H	Yale	100 65	118	H	Pacific	68 57
15	H	Oregon St.	83 74	41	N	UCF	61 56	75	A	Southern California	68 70	132	A	California	74 70
19	A	Indiana	68 58					75	H	Southern California	83 59	134	H	Washington	85 80
24	A	Arizona	66 92					78	A	Colorado	65 62	220	H	Northern Colo.	92 58
24	H	Arizona	70 58					80	A	Georgia	59 50	276	H	Long Beach St.	86 51
								97	H	Washington St.	66 50	293	H	LMU (CA)	74 52
												299	A	CSUN	58 44
												321	H	Weber St.	85 45
LAST 10 Division I															
15	H	Oregon St.	83 74	24	A	Arizona	66 92	97	H	Washington St.	66 50				
1	H	Oregon	66 80	132	A	California	74 70	134	H	Washington	85 80				
9	A	Stanford	79 69	27	A	Arizona St.	70 61	75	A	Southern California	68 70				
								78	A	Colorado	65 62				

Non-Div I Games:

UCLA

■ Loss,
 ■ Non-Conf, S Site,
 ■ Home
 ■ Away
 N Neutral

Average RPI Win:	115	WON-LOST	WINNING	LAST 10	STRENGTH OF	OPP. STRENGTH	TEAM	ADJ.	CONF.	ADJ CONF.
Average RPI Loss:	2	RECORD	PCT. RANK	GAMES	SCHEDULE	OF SCHEDULE	RPI	RPI	RPI	RPI
DIV. I ONLY	22- 3	13	8-2	20	8	7	7	9	9	
DIV. I NON-CONF.	10- 3	57	1-2	5	1	4	4	9	9	
TOTALS	RPI 1-25	RPI 26-50	W-L RECORDS	RPI 51-100	RPI 101-150	RPI 150+				
22- 3	2- 3	2- 0	OVERALL	7- 0	3- 0	8- 0				
10- 2	0- 2	0- 0	HOME	3- 0	2- 0	5- 0				
11- 1	2- 1	2- 0	AWAY	3- 0	1- 0	3- 0				
1- 0	0- 0	0- 0	NEUTRAL	1- 0	0- 0	0- 0				
10- 3	2- 3	1- 0	NON-CONFERENCE	4- 0	3- 0	0- 0				
4- 2	0- 2	0- 0	HOME	2- 0	2- 0	0- 0				
5- 1	2- 1	1- 0	AWAY	1- 0	1- 0	0- 0				
1- 0	0- 0	0- 0	NEUTRAL	1- 0	0- 0	0- 0				
12- 0	0- 0	1- 0	CONFERENCE	3- 0	0- 0	8- 0				
6- 0	0- 0	0- 0	HOME	1- 0	0- 0	5- 0				
6- 0	0- 0	1- 0	AWAY	2- 0	0- 0	3- 0				
0- 0	0- 0	0- 0	NEUTRAL	0- 0	0- 0	0- 0				

RPI	S	Opponent	Score	RPI	S	Opponent	Score	RPI	S	Opponent	Score	RPI	S	Opponent	Score
1	H	Oregon	56 74	41	A	UCF	59 52	52	H	Virginia	83 44	101	A	Vanderbilt	64 51
2	A	South Carolina	52 70	50	A	Dayton	75 37	54	H	Tennessee	60 45	113	H	Notre Dame	81 57
4	H	Baylor	58 74					57	N	Oklahoma	97 53	132	H	California	72 61
20	A	DePaul	84 74					65	A	Seton Hall	92 78	157	H	Tulane	74 31
22	A	Ohio St.	73 62					71	A	South Fla.	67 47	159	H	Wichita St.	83 55
								73	A	Temple	83 54	180	A	Memphis	68 56
								76	H	Cincinnati	80 50	180	H	Memphis	94 55
												182	H	Houston	91 51
												228	A	SMU	80 42
												251	A	East Carolina	98 42
												256	H	Tulsa	92 34
LAST 10 Division I															
157	H	Tulane	74 31	76	H	Cincinnati	80 50								
71	A	South Fla.	67 47	251	A	East Carolina	98 42								
2	A	South Carolina	52 70	54	H	Tennessee	60 45								
180	H	Memphis	94 55	256	H	Tulsa	92 34								
1	H	Oregon	56 74	41	A	UCF	59 52								

Non-Div I Games:

UConn

UIC				STRENGTH OF SCHEDULE	OPP. STRENGTH OF SCHEDULE	TEAM RPI	ADJ. RPI	CONF. RPI	ADJ CONF. RPI
Average RPI Win:	289	WON-LOST RECORD	WINNING PCT. RANK						
Average RPI Loss:	194		LAST 10 GAMES						
DIV. I ONLY	3- 23	341	1-9	294	271	341	341	22	22
DIV. I NON-CONF.	1- 10	329	0	305	210	339	339	19	19

TOTALS	RPI 1-25	RPI 26-50	W-L RECORDS	RPI 51-100	RPI 101-150	RPI 150+			
3- 23	0- 1	0- 0	OVERALL	0- 1	0- 3	3- 18			
2- 10	0- 1	0- 0	HOME	0- 1	0- 0	2- 8			
1- 13	0- 0	0- 0	AWAY	0- 0	0- 3	1- 10			
0- 0	0- 0	0- 0	NEUTRAL	0- 0	0- 0	0- 0			
1- 10	0- 1	0- 0	NON-CONFERENCE	0- 0	0- 2	1- 7			
0- 5	0- 1	0- 0	HOME	0- 0	0- 0	0- 4			
1- 5	0- 0	0- 0	AWAY	0- 0	0- 2	1- 3			
0- 0	0- 0	0- 0	NEUTRAL	0- 0	0- 0	0- 0			
2- 13	0- 0	0- 0	CONFERENCE	0- 1	0- 1	2- 11			
2- 5	0- 0	0- 0	HOME	0- 1	0- 0	2- 4			
0- 8	0- 0	0- 0	AWAY	0- 0	0- 1	0- 7			
0- 0	0- 0	0- 0	NEUTRAL	0- 0	0- 0	0- 0			

RPI 1-25				RPI 26-50				RPI 51-100				RPI 101+ Team's RPI: 341			
RPI	S	Opponent	Score	RPI	S	Opponent	Score	RPI	S	Opponent	Score	RPI	S	Opponent	Score
25	H	Florida St.	42 86					53	H	IUPUI	49 88	103	A	Kansas St.	40 84
												115	A	Kansas	50 91
												138	A	Green Bay	36 73
												152	H	Western Mich.	52 80
												153	A	Valparaiso	37 63
												164	A	Wright St.	55 79
												164	H	Wright St.	43 58
												173	H	Eastern Mich.	59 68
												183	A	Northern Ky.	35 78
												183	H	Northern Ky.	46 88
												186	A	Miami (OH)	35 85
												200	A	Cleveland St.	44 84
												200	H	Cleveland St.	43 83
												226	H	Eastern Ill.	45 80
												231	A	Youngstown St.	65 77
												231	H	Youngstown St.	59 53
												239	A	Milwaukee	55 71
												277	H	Indiana St.	40 61
												289	A	Oakland	46 63
												289	H	Oakland	70 64
												332	A	Purdue Fort Wayne	50 61
												333	A	Detroit Mercy	52 58
												333	H	Detroit Mercy	62 70
												346	A	Chicago St.	73 61

								LAST 10 Division I							
164	A	Wright St.	55 79	231	H	Youngstown St.	59 53	53	H	IUPUI	49 88	333	A	Detroit Mercy	52 58
183	A	Northern Ky.	35 78	53	H	IUPUI	49 88	138	A	Green Bay	36 73	333	H	Detroit Mercy	62 70
333	A	Detroit Mercy	52 58	138	A	Green Bay	36 73	239	A	Milwaukee	55 71	346	A	Chicago St.	73 61
289	A	Oakland	46 63	239	A	Milwaukee	55 71	183	H	Northern Ky.	46 88				
200	H	Cleveland St.	43 83	183	H	Northern Ky.	46 88								

Non-Div I Games:

UIC

Average RPI Win: 275	WON-LOST	WINNING	LAST 10	STRENGTH OF	OPP. STRENGTH	TEAM	ADJ.	CONF.	ADJ CONF.
Average RPI Loss: 197	RECORD	PCT. RANK	GAMES	SCHEDULE	OF SCHEDULE	RPI	RPI	RPI	RPI
DIV. I ONLY	8- 15	258	5-5	274	331	296	296	26	26
DIV. I NON-CONF.	3- 7	252	0	231	325	281	281	27	27
TOTALS	RPI 1-25	RPI 26-50	W-L RECORDS	RPI 51-100	RPI 101-150	RPI 150+			
8- 15	0- 0	0- 0	OVERALL	0- 3	0- 1	8- 11			
5- 4	0- 0	0- 0	HOME	0- 1	0- 0	5- 3			
3- 9	0- 0	0- 0	AWAY	0- 2	0- 1	3- 6			
0- 2	0- 0	0- 0	NEUTRAL	0- 0	0- 0	0- 2			
3- 7	0- 0	0- 0	NON-CONFERENCE	0- 1	0- 1	3- 5			
2- 1	0- 0	0- 0	HOME	0- 0	0- 0	2- 1			
1- 4	0- 0	0- 0	AWAY	0- 1	0- 1	1- 2			
0- 2	0- 0	0- 0	NEUTRAL	0- 0	0- 0	0- 2			
5- 8	0- 0	0- 0	CONFERENCE	0- 2	0- 0	5- 6			
3- 3	0- 0	0- 0	HOME	0- 1	0- 0	3- 2			
2- 5	0- 0	0- 0	AWAY	0- 1	0- 0	2- 4			
0- 0	0- 0	0- 0	NEUTRAL	0- 0	0- 0	0- 0			

RPI	S	Opponent	Score	RPI	S	Opponent	Score	RPI	S	Opponent	Score	RPI	S	Opponent	Score	Team's RPI: 296
58	A	Stony Brook	45	57	127	A	William & Mary	48	76							
58	H	Stony Brook	49	66	155	H	Binghamton	43	61							
84	A	Syracuse	48	82	168	A	Mt. St. Mary's	61	71							
					185	A	Lafayette	65	58							
					192	N	La Salle	58	74							
					204	A	Maine	74	54							
					213	N	Kennesaw St.	44	59							
					232	A	UMass Lowell	64	75							
					232	H	UMass Lowell	65	52							
					243	H	Morgan St.	65	63							
					247	H	Howard	61	72							
					264	A	New Hampshire	51	56							
					264	H	New Hampshire	63	72							
					286	A	Wagner	60	67							
					291	A	Vermont	58	60							
					318	A	Albany (NY)	51	56							
					318	H	Albany (NY)	54	44							
					327	H	Coppin St.	71	48							
					347	A	Hartford	56	47							
					347	H	Hartford	61	54							
LAST 10 Division I																
318	H	Albany (NY)	54	44	318	A	Albany (NY)	51	56							
264	A	New Hampshire	51	56	204	A	Maine	74	54							
232	H	UMass Lowell	65	52	347	H	Hartford	61	54							
347	A	Hartford	56	47	264	H	New Hampshire	63	72							
58	H	Stony Brook	49	66	291	A	Vermont	58	60							

Non-Div I Games: Gettysburg 92 50

UMBC

Loss, Non-Conf, S Site, H Home A Away N Neutral

UMES				Through Games Of Feb. 19, 2020						
Average RPI Win:	241	WON-LOST	WINNING	LAST 10	STRENGTH OF	OPP. STRENGTH	TEAM	ADJ.	CONF.	ADJ CONF.
Average RPI Loss:	190	RECORD	PCT. RANK	GAMES	SCHEDULE	OF SCHEDULE	RPI	RPI	RPI	RPI
DIV. I ONLY		3- 19	327	2-8	203	309	323	323	29	29
DIV. I NON-CONF.		1- 10	329	0	73	190	292	292	29	29
<hr/>										
TOTALS	RPI 1-25	RPI 26-50		W-L RECORDS		RPI 51-100	RPI 101-150		RPI 150+	
3- 19	0- 0	0- 2		OVERALL		0- 2	0- 4		3- 11	
2- 8	0- 0	0- 0		HOME		0- 0	0- 2		2- 6	
1- 11	0- 0	0- 2		AWAY		0- 2	0- 2		1- 5	
0- 0	0- 0	0- 0		NEUTRAL		0- 0	0- 0		0- 0	
1- 10	0- 0	0- 2		NON-CONFERENCE		0- 2	0- 3		1- 3	
1- 3	0- 0	0- 0		HOME		0- 0	0- 1		1- 2	
0- 7	0- 0	0- 2		AWAY		0- 2	0- 2		0- 1	
0- 0	0- 0	0- 0		NEUTRAL		0- 0	0- 0		0- 0	
2- 9	0- 0	0- 0		CONFERENCE		0- 0	0- 1		2- 8	
1- 5	0- 0	0- 0		HOME		0- 0	0- 1		1- 4	
1- 4	0- 0	0- 0		AWAY		0- 0	0- 0		1- 4	
0- 0	0- 0	0- 0		NEUTRAL		0- 0	0- 0		0- 0	

RPI 1-25			RPI 26-50			RPI 51-100			RPI 101+			Team's RPI: 323
RPI	S	Opponent	Score	RPI	S	Opponent	Score	RPI	S	Opponent	Score	
26	A	Old Dominion	39 48	66	A	Charlotte	44 64	111	H	Bethune-Cookman	53 62	
30	A	Virginia Tech	43 86	84	A	Syracuse	50 65	119	H	Richmond	52 64	
								127	A	William & Mary	50 78	
								148	A	UNC Greensboro	48 86	
								156	H	N.C. A&T	31 67	
								168	H	Mt. St. Mary's	78 76	
								194	A	Norfolk St.	45 68	
								243	A	Morgan St.	71 61	
								243	H	Morgan St.	44 55	
								247	H	Howard	58 79	
								248	H	Georgetown	39 57	
								251	A	East Carolina	42 57	
								270	A	Delaware St.	58 72	
								271	H	Longwood	62 71	
								312	H	N.C. Central	65 63	
								327	A	Coppin St.	63 66	
								342	H	Florida A&M	71 81	
								349	A	South Carolina St.	55 60	
LAST 10 Division I												
342	H	Florida A&M	71 81	243	H	Morgan St.	44 55					
111	H	Bethune-Cookman	53 62	349	A	South Carolina St.	55 60					
327	A	Coppin St.	63 66	194	A	Norfolk St.	45 68					
243	A	Morgan St.	71 61	312	H	N.C. Central	65 63					
270	A	Delaware St.	58 72	156	H	N.C. A&T	31 67					

Non-Div I Games: Greensboro 65 48 Wesley 75 29

UMES

Loss, Non-Conf, S Site, H Home A Away N Neutral

Average RPI Win:	274	WON-LOST	WINNING	LAST 10	STRENGTH OF	OPP. STRENGTH	TEAM	ADJ.	CONF.	ADJ CONF.
Average RPI Loss:	168	RECORD	PCT. RANK	GAMES	SCHEDULE	OF SCHEDULE	RPI	RPI	RPI	RPI
DIV. I ONLY	15- 10	109	8-2	315	239	217	217	31	31	
DIV. I NON-CONF.	5- 7	205	0	278	36	266	266	32	32	
TOTALS	RPI 1-25	RPI 26-50	W-L RECORDS	RPI 51-100	RPI 101-150	RPI 150+				
15- 10	0- 1	0- 0	OVERALL	0- 0	1- 5	14- 4				
9- 5	0- 0	0- 0	HOME	0- 0	1- 4	8- 1				
6- 5	0- 1	0- 0	AWAY	0- 0	0- 1	6- 3				
0- 0	0- 0	0- 0	NEUTRAL	0- 0	0- 0	0- 0				
5- 7	0- 1	0- 0	NON-CONFERENCE	0- 0	1- 5	4- 1				
4- 4	0- 0	0- 0	HOME	0- 0	1- 4	3- 0				
1- 3	0- 1	0- 0	AWAY	0- 0	0- 1	1- 1				
0- 0	0- 0	0- 0	NEUTRAL	0- 0	0- 0	0- 0				
10- 3	0- 0	0- 0	CONFERENCE	0- 0	0- 0	10- 3				
5- 1	0- 0	0- 0	HOME	0- 0	0- 0	5- 1				
5- 2	0- 0	0- 0	AWAY	0- 0	0- 0	5- 2				
0- 0	0- 0	0- 0	NEUTRAL	0- 0	0- 0	0- 0				

RPI 1-25			RPI 26-50			RPI 51-100			RPI 101+ Team's RPI: 217		
RPI	S	Opponent	Score	RPI	S	Opponent	Score	RPI	S	Opponent	Score
5	A	Missouri St.	58 83					103	H	Kansas St.	67 74
								106	H	Liberty	44 68
								118	A	Pacific	60 89
								130	H	Loyola Chicago	67 72
								131	H	Davidson	64 74
								139	H	Missouri	59 56
								221	H	Portland St.	87 69
								222	A	Grand Canyon	74 53
								222	H	Grand Canyon	56 62
								227	A	CSU Bakersfield	60 70
								227	H	CSU Bakersfield	58 43
								240	A	George Mason	64 58
								253	H	Denver	83 79
								294	A	California Baptist	83 81
								294	H	California Baptist	75 65
								306	H	Eastern Wash.	66 55
								308	A	Seattle U	76 65
								311	A	Omaha	53 57
								314	A	UTRGV	72 58
								314	H	UTRGV	60 56
								317	A	New Mexico St.	55 50
								317	H	New Mexico St.	56 52
								324	A	Utah Valley	41 62
								346	H	Chicago St.	73 57
LAST 10 Division I											
294	A	California Baptist	83 81	346	H	Chicago St.	73 57				
227	H	CSU Bakersfield	58 43	294	H	California Baptist	75 65				
222	H	Grand Canyon	56 62	222	A	Grand Canyon	74 53				
317	A	New Mexico St.	55 50	227	A	CSU Bakersfield	60 70				
314	A	UTRGV	72 58	317	H	New Mexico St.	56 52				

Non-Div I Games: Rockhurst 78 60 Science & Arts Okla74 43

UMKC

Loss, Non-Conf, S Site, H Home A Away N Neutral

Average RPI Win:	293	WON-LOST	WINNING	LAST 10	STRENGTH OF	OPP. STRENGTH	TEAM	ADJ.	CONF.	ADJ CONF.
Average RPI Loss:	137	RECORD	PCT. RANK	GAMES	SCHEDULE	OF SCHEDULE	RPI	RPI	RPI	RPI
DIV. I ONLY	13- 14	185	5-5	254	303	232	232	26	26	
DIV. I NON-CONF.	4- 9	250	0	245	285	276	276	27	27	
TOTALS	RPI 1-25	RPI 26-50	W-L RECORDS	RPI 51-100	RPI 101-150	RPI 150+				
13- 14	0- 0	0- 0	OVERALL	0- 5	0- 3	13- 6				
8- 6	0- 0	0- 0	HOME	0- 2	0- 1	8- 3				
5- 8	0- 0	0- 0	AWAY	0- 3	0- 2	5- 3				
0- 0	0- 0	0- 0	NEUTRAL	0- 0	0- 0	0- 0				
4- 9	0- 0	0- 0	NON-CONFERENCE	0- 3	0- 3	4- 3				
2- 4	0- 0	0- 0	HOME	0- 1	0- 1	2- 2				
2- 5	0- 0	0- 0	AWAY	0- 2	0- 2	2- 1				
0- 0	0- 0	0- 0	NEUTRAL	0- 0	0- 0	0- 0				
9- 5	0- 0	0- 0	CONFERENCE	0- 2	0- 0	9- 3				
6- 2	0- 0	0- 0	HOME	0- 1	0- 0	6- 1				
3- 3	0- 0	0- 0	AWAY	0- 1	0- 0	3- 2				
0- 0	0- 0	0- 0	NEUTRAL	0- 0	0- 0	0- 0				

RPI S	Opponent	Score	RPI S	Opponent	Score	RPI S	Opponent	Score	RPI S	Opponent	Score	Team's RPI: 232
						55	H Yale	59 67	115	A Kansas	44 79	
						58	A Stony Brook	41 60	140	A Providence	38 63	
						58	H Stony Brook	69 89	149	H Massachusetts	58 74	
						68	A Boston College	46 89	155	A Binghamton	66 56	
						95	A Colgate	51 73	155	H Binghamton	58 62	
									165	H Cornell	56 70	
									171	H Dartmouth	51 62	
									187	A Merrimack	50 73	
									204	A Maine	53 77	
									204	H Maine	66 57	
									264	A New Hampshire	66 53	
									264	H New Hampshire	58 53	
									291	H Vermont	61 47	
									296	A UMBC	52 65	
									296	H UMBC	75 64	
									315	A Bryant	55 35	
									318	H Albany (NY)	53 51	
									319	H Fairleigh Dickinson	61 56	
									337	H LIU Brooklyn	65 56	
									347	A Hartford	68 63	
									347	H Hartford	64 56	
									348	A Central Conn. St.	56 54	
LAST 10 Division I												
			155	H Binghamton	58 62	264	A New Hampshire	66 53				
			347	H Hartford	64 56	58	A Stony Brook	41 60				
			204	A Maine	53 77	291	H Vermont	61 47				
			296	A UMBC	52 65	318	H Albany (NY)	53 51				
			58	H Stony Brook	69 89	204	H Maine	66 57				

Non-Div I Games:

UMass Lowell

■ Loss,
 ■ Non-Conf,
 ■ S Site,
 ■ H Home
 ■ A Away
 N Neutral

UNC Asheville

Through Games Of Feb. 19, 2020

Average RPI Win:	267	WON-LOST	WINNING	LAST 10	STRENGTH OF	OPP. STRENGTH	TEAM	ADJ.	CONF.	ADJ CONF.
Average RPI Loss:	214	RECORD	PCT. RANK	GAMES	SCHEDULE	OF SCHEDULE	RPI	RPI	RPI	RPI
DIV. I ONLY	12- 11	163	3-7	323	333	245	245	25	25	
DIV. I NON-CONF.	4- 3	138	0	334	340	234	234	28	28	
TOTALS	RPI 1-25	RPI 26-50	W-L RECORDS	RPI 51-100	RPI 101-150	RPI 150+				
12- 11	0- 0	0- 0	OVERALL	0- 1	1- 4	11- 6				
5- 5	0- 0	0- 0	HOME	0- 0	1- 2	4- 3				
6- 6	0- 0	0- 0	AWAY	0- 1	0- 2	6- 3				
1- 0	0- 0	0- 0	NEUTRAL	0- 0	0- 0	1- 0				
4- 3	0- 0	0- 0	NON-CONFERENCE	0- 1	0- 1	4- 1				
1- 1	0- 0	0- 0	HOME	0- 0	0- 1	1- 0				
2- 2	0- 0	0- 0	AWAY	0- 1	0- 0	2- 1				
1- 0	0- 0	0- 0	NEUTRAL	0- 0	0- 0	1- 0				
8- 8	0- 0	0- 0	CONFERENCE	0- 0	1- 3	7- 5				
4- 4	0- 0	0- 0	HOME	0- 0	1- 1	3- 3				
4- 4	0- 0	0- 0	AWAY	0- 0	0- 2	4- 2				
0- 0	0- 0	0- 0	NEUTRAL	0- 0	0- 0	0- 0				

RPI 1-25			RPI 26-50			RPI 51-100			RPI 101+			Team's RPI: 245
RPI	S	Opponent	Score	RPI	S	Opponent	Score	RPI	S	Opponent	Score	
						90 A Miami (FL)	46 75			116 A Campbell	52 59	
										116 H Campbell	60 52	
										141 A Hampton	59 68	
										141 H Hampton	66 76	
										148 H UNC Greensboro	40 67	
										188 A Radford	63 50	
										206 H Gardner-Webb	59 65	
										207 H High Point	76 60	
										255 N Southern U.	53 34	
										262 A Winthrop	50 43	
										262 H Winthrop	65 55	
										271 A Longwood	56 73	
										271 H Longwood	51 54	
										282 A Wofford	38 75	
										285 A ETSU	72 54	
										307 A Presbyterian	64 48	
										307 H Presbyterian	54 39	
										330 A USC Upstate	68 48	
										336 A Western Caro.	64 47	
										344 A Charleston So.	54 56	
										344 H Charleston So.	48 60	
										349 H South Carolina St.	82 51	
LAST 10 Division I												
						344 A Charleston So.	54 56			141 H Hampton	66 76	
						262 H Winthrop	65 55			262 A Winthrop	50 43	
						307 A Presbyterian	64 48			271 A Longwood	56 73	
						116 A Campbell	52 59			206 H Gardner-Webb	59 65	
						271 H Longwood	51 54			344 H Charleston So.	48 60	

Non-Div I Games: Montreat 89 45 Lenoir-Rhyne 68 48

UNC Asheville

Loss, Non-Conf, S Site, H Home A Away N Neutral

UNC Greensboro

Through Games Of Feb. 19, 2020

Average RPI Win:	251	WON-LOST	WINNING	LAST 10	STRENGTH OF	OPP. STRENGTH	TEAM	ADJ.	CONF.	ADJ CONF.
Average RPI Loss:	160	RECORD	PCT. RANK	GAMES	SCHEDULE	OF SCHEDULE	RPI	RPI	RPI	RPI
DIV. I ONLY	15- 7	63	7-3	313	240	148	148	27	27	
DIV. I NON-CONF.	8- 4	90	0	158	289	94	94	22	22	
TOTALS	RPI 1-25	RPI 26-50	W-L RECORDS	RPI 51-100	RPI 101-150	RPI 150+				
15- 7	0- 0	0- 0	OVERALL	0- 1	2- 2	13- 4				
8- 2	0- 0	0- 0	HOME	0- 0	0- 1	8- 1				
7- 5	0- 0	0- 0	AWAY	0- 1	2- 1	5- 3				
0- 0	0- 0	0- 0	NEUTRAL	0- 0	0- 0	0- 0				
8- 4	0- 0	0- 0	NON-CONFERENCE	0- 1	2- 2	6- 1				
4- 1	0- 0	0- 0	HOME	0- 0	0- 1	4- 0				
4- 3	0- 0	0- 0	AWAY	0- 1	2- 1	2- 1				
0- 0	0- 0	0- 0	NEUTRAL	0- 0	0- 0	0- 0				
7- 3	0- 0	0- 0	CONFERENCE	0- 0	0- 0	7- 3				
4- 1	0- 0	0- 0	HOME	0- 0	0- 0	4- 1				
3- 2	0- 0	0- 0	AWAY	0- 0	0- 0	3- 2				
0- 0	0- 0	0- 0	NEUTRAL	0- 0	0- 0	0- 0				

RPI 1-25			RPI 26-50			RPI 51-100			RPI 101+			Team's RPI: 148
RPI	S	Opponent	Score	RPI	S	Opponent	Score	RPI	S	Opponent	Score	
						83 A Coastal Caro.	54 63			106 A Liberty	58 53	
										116 A Campbell	64 72	
										119 H Richmond	62 70	
										121 A Wake Forest	67 65	
										156 A N.C. A&T	48 57	
										167 H Samford	42 56	
										196 A Chattanooga	59 74	
										196 H Chattanooga	49 41	
										207 H High Point	82 70	
										211 A Furman	59 53	
										238 H Appalachian St.	54 47	
										245 A UNC Asheville	67 40	
										252 A Col. of Charleston	69 56	
										282 A Wofford	61 66	
										285 A ETSU	65 45	
										285 H ETSU	63 47	
										309 H Georgia St.	64 49	
										322 H Mercer	67 51	
										323 H UMES	86 48	
										336 A Western Caro.	72 61	
										336 H Western Caro.	54 43	
LAST 10 Division I												
						336 A Western Caro.	72 61			282 A Wofford	61 66	
						285 A ETSU	65 45			211 A Furman	59 53	
						196 A Chattanooga	59 74			336 H Western Caro.	54 43	
						167 H Samford	42 56			196 H Chattanooga	49 41	
						322 H Mercer	67 51			285 H ETSU	63 47	

Non-Div I Games: Erskine 106 44 Concord 80 45 Lenoir-Rhyne 84 59

UNC Greensboro

Average RPI Win:	259	WON-LOST	WINNING	LAST 10	STRENGTH OF	OPP. STRENGTH	TEAM	ADJ.	CONF.	ADJ CONF.
Average RPI Loss:	140	RECORD	PCT. RANK	GAMES	SCHEDULE	OF SCHEDULE	RPI	RPI	RPI	RPI
DIV. I ONLY	5- 17	315	1-9	107	219	268	268	14	14	
DIV. I NON-CONF.	2- 7	288	0	169	318	290	290	13	13	
TOTALS	RPI 1-25	RPI 26-50	W-L RECORDS	RPI 51-100	RPI 101-150	RPI 150+				
5- 17	0- 1	0- 3	OVERALL	0- 1	1- 4	4- 8				
2- 8	0- 0	0- 2	HOME	0- 1	0- 1	2- 4				
3- 8	0- 1	0- 1	AWAY	0- 0	1- 2	2- 4				
0- 1	0- 0	0- 0	NEUTRAL	0- 0	0- 1	0- 0				
2- 7	0- 1	0- 0	NON-CONFERENCE	0- 1	0- 2	2- 3				
1- 3	0- 0	0- 0	HOME	0- 1	0- 0	1- 2				
1- 3	0- 1	0- 0	AWAY	0- 0	0- 1	1- 1				
0- 1	0- 0	0- 0	NEUTRAL	0- 0	0- 1	0- 0				
3- 10	0- 0	0- 3	CONFERENCE	0- 0	1- 2	2- 5				
1- 5	0- 0	0- 2	HOME	0- 0	0- 1	1- 2				
2- 5	0- 0	0- 1	AWAY	0- 0	1- 1	1- 3				
0- 0	0- 0	0- 0	NEUTRAL	0- 0	0- 0	0- 0				

RPI 1-25				RPI 26-50				RPI 51-100				RPI 101+ Team's RPI: 268			
RPI	S	Opponent	Score	RPI	S	Opponent	Score	RPI	S	Opponent	Score	RPI	S	Opponent	Score
21	A	NC State	40 80	43	A	James Madison	52 76	83	H	Coastal Caro.	43 62	104	N	North Carolina	45 85
				43	H	James Madison	58 66					121	A	Wake Forest	55 65
				49	H	Drexel	72 73					125	A	Northeastern	61 63
												127	A	William & Mary	72 55
												127	H	William & Mary	55 63
												162	A	Elon	53 77
												162	H	Elon	57 60
												170	A	Towson	45 78
												170	H	Towson	41 62
												191	H	Delaware	71 65
												213	H	Kennesaw St.	56 58
												252	A	Col. of Charleston	63 67
												262	H	Winthrop	63 75
												271	A	Longwood	58 59
												307	A	Presbyterian	70 60
												320	A	Hofstra	62 59
												349	H	South Carolina St.	84 46
LAST 10 Division I															
				43	A	James Madison	52 76	320	A	Hofstra	62 59				
				170	A	Towson	45 78	252	A	Col. of Charleston	63 67				
				127	H	William & Mary	55 63	170	H	Towson	41 62				
				162	H	Elon	57 60	43	H	James Madison	58 66				
				125	A	Northeastern	61 63	162	A	Elon	53 77				

Non-Div I Games: Catawba 75 78 Mount Olive 75 67

UNCW

Loss, Non-Conf, S Site, H Home A Away N Neutral

Average RPI Win:	170	WON-LOST	WINNING	LAST 10	STRENGTH OF	OPP. STRENGTH	TEAM	ADJ.	CONF.	ADJ CONF.
Average RPI Loss:	65	RECORD	PCT. RANK	GAMES	SCHEDULE	OF SCHEDULE	RPI	RPI	RPI	RPI
DIV. I ONLY	14- 9	103	6-4	109	40	70	70	7	7	
DIV. I NON-CONF.	7- 3	80	0	117	3	48	48	7	7	
TOTALS	RPI 1-25	RPI 26-50	W-L RECORDS	RPI 51-100	RPI 101-150	RPI 150+				
14- 9	1- 3	1- 3	OVERALL	3- 2	2- 0	7- 1				
8- 1	1- 1	0- 0	HOME	2- 0	1- 0	4- 0				
6- 6	0- 1	1- 3	AWAY	1- 1	1- 0	3- 1				
0- 2	0- 1	0- 0	NEUTRAL	0- 1	0- 0	0- 0				
7- 3	1- 1	1- 1	NON-CONFERENCE	1- 1	1- 0	3- 0				
3- 0	1- 0	0- 0	HOME	1- 0	0- 0	1- 0				
4- 1	0- 0	1- 1	AWAY	0- 0	1- 0	2- 0				
0- 2	0- 1	0- 0	NEUTRAL	0- 1	0- 0	0- 0				
7- 6	0- 2	0- 2	CONFERENCE	2- 1	1- 0	4- 1				
5- 1	0- 1	0- 0	HOME	1- 0	1- 0	3- 0				
2- 5	0- 1	0- 2	AWAY	1- 1	0- 0	1- 1				
0- 0	0- 0	0- 0	NEUTRAL	0- 0	0- 0	0- 0				

RPI 1-25			RPI 26-50			RPI 51-100			Team's RPI: 70	RPI 101+		
RPI	S	Opponent	Score	RPI	S	Opponent	Score	RPI	S	Opponent	Score	
5	A	Missouri St.	66 80	34	A	Drake	87 104	53	H	IUPUI	51 50	130 H Loyola Chicago 70 50
5	H	Missouri St.	55 66	36	A	Bradley	47 61	79 N Alabama	77 87	139 A Missouri	78 73	
12	H	Iowa	88 66	40	A	Creighton	54 57	81 A Southern Ill.	60 57	153 H Valparaiso	77 70	
22	N	Ohio St.	46 64	44	A	Iowa St.	71 63	81 H Southern Ill.	71 66	159 A Wichita St.	61 50	
								91 A Illinois St.	57 65	277 A Indiana St.	63 65	
										277 H Indiana St.	73 43	
										292 H North Dakota St.	95 63	
										311 A Omaha	81 45	
										325 A Evansville	67 49	
										325 H Evansville	76 60	
LAST 10 Division I												
325	A	Evansville	67 49	130	H	Loyola Chicago	70 50					
277	A	Indiana St.	63 65	91	A	Illinois St.	57 65					
81	H	Southern Ill.	71 66	36	A	Bradley	47 61					
5	H	Missouri St.	55 66	277	H	Indiana St.	73 43					
153	H	Valparaiso	77 70	325	H	Evansville	76 60					

Non-Div I Games: Northwest Mo. St. 78 53

UNI

Average RPI Win:	212	WON-LOST	WINNING	LAST 10	STRENGTH OF	OPP. STRENGTH	TEAM	ADJ.	CONF.	ADJ CONF.
Average RPI Loss:	159	RECORD	PCT. RANK	GAMES	SCHEDULE	OF SCHEDULE	RPI	RPI	RPI	RPI
DIV. I ONLY	12- 14	195	4-6	174	180	205	205	17	17	
DIV. I NON-CONF.	4- 7	225	0	167	104	243	243	21	21	
TOTALS	RPI 1-25	RPI 26-50	W-L RECORDS	RPI 51-100	RPI 101-150	RPI 150+				
12- 14	0- 0	0- 1	OVERALL	2- 4	1- 0	9- 9				
8- 6	0- 0	0- 1	HOME	2- 2	1- 0	5- 3				
4- 8	0- 0	0- 0	AWAY	0- 2	0- 0	4- 6				
0- 0	0- 0	0- 0	NEUTRAL	0- 0	0- 0	0- 0				
4- 7	0- 0	0- 1	NON-CONFERENCE	2- 2	0- 0	2- 4				
3- 4	0- 0	0- 1	HOME	2- 1	0- 0	1- 2				
1- 3	0- 0	0- 0	AWAY	0- 1	0- 0	1- 2				
0- 0	0- 0	0- 0	NEUTRAL	0- 0	0- 0	0- 0				
8- 7	0- 0	0- 0	CONFERENCE	0- 2	1- 0	7- 5				
5- 2	0- 0	0- 0	HOME	0- 1	1- 0	4- 1				
3- 5	0- 0	0- 0	AWAY	0- 1	0- 0	3- 4				
0- 0	0- 0	0- 0	NEUTRAL	0- 0	0- 0	0- 0				

RPI S	Opponent	Score	RPI S	Opponent	Score	RPI S	Opponent	Score	RPI S	Opponent	Score	Team's RPI: 205
31	H Duke	45 57	52	H Virginia	55 63	107	H Boise St.	66 65				
			67	H St. John's (NY)	79 75	162	H Elon	44 50				
			71	H South Fla.	61 51	166	A San Jose St.	60 62				
			75	A Southern California	54 75	189	A Southern Utah	68 72				
			77	A Fresno St.	58 72	190	A Pepperdine	69 44				
			77	H Fresno St.	66 72	197	H Wyoming	65 53				
						202	A New Mexico	68 51				
						202	H New Mexico	64 80				
						222	A Grand Canyon	51 53				
						230	H Cal St. Fullerton	58 64				
						241	A Nevada	59 62				
						241	H Nevada	66 64				
						242	A San Diego St.	39 48				
						258	A Colorado St.	56 60				
						258	H Colorado St.	56 52				
						287	A Utah St.	60 46				
						287	H Utah St.	69 45				
						288	A Air Force	67 60				
						349	H South Carolina St.	66 57				
LAST 10 Division I												
258	A Colorado St.	56 60	258	H Colorado St.	56 52							
202	H New Mexico	64 80	242	A San Diego St.	39 48							
241	A Nevada	59 62	241	H Nevada	66 64							
77	A Fresno St.	58 72	202	A New Mexico	68 51							
287	H Utah St.	69 45	166	A San Jose St.	60 62							

Non-Div I Games:

UNLV

■ Loss,
 ■ Non-Conf,
 ■ S Site,
 ■ H Home
 ■ A Away
 N Neutral

Average RPI Win:	337	WON-LOST	WINNING	LAST 10	STRENGTH OF	OPP. STRENGTH	TEAM	ADJ.	CONF.	ADJ CONF.
Average RPI Loss:	182	RECORD	PCT. RANK	GAMES	SCHEDULE	OF SCHEDULE	RPI	RPI	RPI	RPI
DIV. I ONLY	6- 16	297	2-8	317	292	330	330	25	25	
DIV. I NON-CONF.	3- 4	201	0	330	200	288	288	28	28	
TOTALS	RPI 1-25	RPI 26-50	W-L RECORDS	RPI 51-100	RPI 101-150	RPI 150+				
6- 16	0- 1	0- 0	OVERALL	0- 1	0- 4	6- 10				
5- 7	0- 0	0- 0	HOME	0- 0	0- 2	5- 5				
1- 9	0- 1	0- 0	AWAY	0- 1	0- 2	1- 5				
0- 0	0- 0	0- 0	NEUTRAL	0- 0	0- 0	0- 0				
3- 4	0- 1	0- 0	NON-CONFERENCE	0- 1	0- 0	3- 2				
3- 0	0- 0	0- 0	HOME	0- 0	0- 0	3- 0				
0- 4	0- 1	0- 0	AWAY	0- 1	0- 0	0- 2				
0- 0	0- 0	0- 0	NEUTRAL	0- 0	0- 0	0- 0				
3- 12	0- 0	0- 0	CONFERENCE	0- 0	0- 4	3- 8				
2- 7	0- 0	0- 0	HOME	0- 0	0- 2	2- 5				
1- 5	0- 0	0- 0	AWAY	0- 0	0- 2	1- 3				
0- 0	0- 0	0- 0	NEUTRAL	0- 0	0- 0	0- 0				

RPI S	Opponent	Score	RPI S	Opponent	Score	RPI S	Opponent	Score	RPI S	Opponent	Score	Team's RPI: 330
2	A South Carolina	32 112				80	A Georgia	53 67	116	A Campbell	38 50	
									116	H Campbell	72 80	
									141	A Hampton	40 60	
									141	H Hampton	73 86	
									172	A Jacksonville	43 87	
									188	H Radford	41 57	
									206	A Gardner-Webb	53 63	
									207	A High Point	46 85	
									207	H High Point	45 81	
									245	H UNC Asheville	48 68	
									251	A East Carolina	48 69	
									262	H Winthrop	38 52	
									271	H Longwood	62 70	
									307	A Presbyterian	42 55	
									307	H Presbyterian	70 60	
									336	H Western Caro.	70 62	
									342	H Florida A&M	74 61	
									344	A Charleston So.	71 64	
									344	H Charleston So.	70 53	
									349	H South Carolina St.	58 47	
LAST 10 Division I												
141	H Hampton	73 86	307	A Presbyterian	42 55							
344	A Charleston So.	71 64	188	H Radford	41 57							
207	H High Point	45 81	206	A Gardner-Webb	53 63							
307	H Presbyterian	70 60	141	A Hampton	40 60							
116	H Campbell	72 80	271	H Longwood	62 70							

Non-Div I Games: Mars Hill 89 31 UNKNOWN 71 49

USC Upstate

Loss, Non-Conf, S Site, H Home A Away N Neutral

Average RPI Win:	243	WON-LOST	WINNING	LAST 10	STRENGTH OF	OPP. STRENGTH	TEAM	ADJ.	CONF.	ADJ CONF.
Average RPI Loss:	74	RECORD	PCT. RANK	GAMES	SCHEDULE	OF SCHEDULE	RPI	RPI	RPI	RPI
DIV. I ONLY	15- 10	109	6-4	111	157	108	108	21	21	
DIV. I NON-CONF.	6- 6	164	0	83	48	117	117	20	20	
TOTALS	RPI 1-25	RPI 26-50	W-L RECORDS	RPI 51-100	RPI 101-150	RPI 150+				
15- 10	0- 3	0- 2	OVERALL	0- 3	1- 1	14- 1				
8- 3	0- 0	0- 0	HOME	0- 2	0- 1	8- 0				
7- 4	0- 1	0- 1	AWAY	0- 1	1- 0	6- 1				
0- 3	0- 2	0- 1	NEUTRAL	0- 0	0- 0	0- 0				
6- 6	0- 3	0- 1	NON-CONFERENCE	0- 1	1- 1	5- 0				
3- 2	0- 0	0- 0	HOME	0- 1	0- 1	3- 0				
3- 1	0- 1	0- 0	AWAY	0- 0	1- 0	2- 0				
0- 3	0- 2	0- 1	NEUTRAL	0- 0	0- 0	0- 0				
9- 4	0- 0	0- 1	CONFERENCE	0- 2	0- 0	9- 1				
5- 1	0- 0	0- 0	HOME	0- 1	0- 0	5- 0				
4- 3	0- 0	0- 1	AWAY	0- 1	0- 0	4- 1				
0- 0	0- 0	0- 0	NEUTRAL	0- 0	0- 0	0- 0				

RPI 1-25				RPI 26-50				RPI 51-100				RPI 101+ Team's RPI: 108			
RPI	S	Opponent	Score	RPI	S	Opponent	Score	RPI	S	Opponent	Score	RPI	S	Opponent	Score
1	N	Oregon	54 91	47	N	Oklahoma St.	47 60	64	H	Marist	57 73	103	A	Kansas St.	57 53
6	N	Louisville	67 76	48	A	Troy	69 85	83	A	Coastal Caro.	56 62	137	H	Texas Southern	63 74
10	A	Northwestern	47 74					83	H	Coastal Caro.	62 80	164	H	Wright St.	68 62
												201	H	Louisiana	79 52
												214	A	Little Rock	62 46
												214	H	Little Rock	65 58
												228	H	SMU	51 46
												237	A	South Alabama	68 45
												238	A	Appalachian St.	82 60
												238	H	Appalachian St.	63 44
												250	A	North Texas	68 49
												260	A	Texas St.	55 72
												261	A	Arkansas St.	89 62
												261	H	Arkansas St.	71 44
												345	A	Grambling	88 54
												346	H	Chicago St.	84 53
												350	H	La.-Monroe	72 34
LAST 10 Division I															
214	A	Little Rock	62 46	48	A	Troy	69 85	237	A	South Alabama	68 45				
261	A	Arkansas St.	89 62					350	H	La.-Monroe	72 34				
83	H	Coastal Caro.	62 80					201	H	Louisiana	79 52				
238	H	Appalachian St.	63 44					83	A	Coastal Caro.	56 62				
260	A	Texas St.	55 72												

Non-Div I Games:

UT Arlington

■ Loss,
 ■ Non-Conf,
 ■ S Site,
 ■ H Home
 ■ A Away
 N Neutral

Average RPI Win:	218	WON-LOST	WINNING	LAST 10	STRENGTH OF	OPP. STRENGTH	TEAM	ADJ.	CONF.	ADJ CONF.
Average RPI Loss:	75	RECORD	PCT. RANK	GAMES	SCHEDULE	OF SCHEDULE	RPI	RPI	RPI	RPI
DIV. I ONLY	16- 9	86	8-2	77	169	62	62	20	20	
DIV. I NON-CONF.	4- 7	225	0	17	7	111	111	23	23	
TOTALS	RPI 1-25	RPI 26-50	W-L RECORDS	RPI 51-100	RPI 101-150	RPI 150+				
16- 9	0- 3	0- 1	OVERALL	2- 3	0- 1	14- 1				
11- 1	0- 1	0- 0	HOME	2- 0	0- 0	9- 0				
5- 8	0- 2	0- 1	AWAY	0- 3	0- 1	5- 1				
0- 0	0- 0	0- 0	NEUTRAL	0- 0	0- 0	0- 0				
4- 7	0- 3	0- 1	NON-CONFERENCE	1- 3	0- 0	3- 0				
4- 1	0- 1	0- 0	HOME	1- 0	0- 0	3- 0				
0- 6	0- 2	0- 1	AWAY	0- 3	0- 0	0- 0				
0- 0	0- 0	0- 0	NEUTRAL	0- 0	0- 0	0- 0				
12- 2	0- 0	0- 0	CONFERENCE	1- 0	0- 1	11- 1				
7- 0	0- 0	0- 0	HOME	1- 0	0- 0	6- 0				
5- 2	0- 0	0- 0	AWAY	0- 0	0- 1	5- 1				
0- 0	0- 0	0- 0	NEUTRAL	0- 0	0- 0	0- 0				

RPI 1-25				RPI 26-50				RPI 51-100 Team's RPI: 62				RPI 101+			
RPI	S	Opponent	Score	RPI	S	Opponent	Score	RPI	S	Opponent	Score	RPI	S	Opponent	Score
6	H	Louisville	63 71	39	A	Arkansas	46 96	53	H	IUPUI	57 51	123	A	Southeast Mo. St.	69 71
11	A	Mississippi St.	46 82					60	H	Belmont	74 57	167	H	Samford	80 75
13	A	Gonzaga	55 78					81	A	Southern Ill.	59 70	177	A	Austin Peay	69 61
								88	A	Saint Louis	50 56	177	H	Austin Peay	65 61
								91	A	Illinois St.	47 70	196	H	Chattanooga	78 51
												198	H	Tennessee Tech	71 62
												226	A	Eastern Ill.	70 74
												226	H	Eastern Ill.	88 64
												236	A	Murray St.	89 64
												236	H	Murray St.	98 56
												266	A	Eastern Ky.	65 50
												272	A	Morehead St.	82 64
												273	H	Lipscomb	83 67
												274	H	Jacksonville St.	86 72
												334	A	SIUE	79 39
												335	H	Tennessee St.	88 71
LAST 10 Division I															
226	H	Eastern Ill.	88 64	266	A	Eastern Ky.	65 50								
123	A	Southeast Mo. St.	69 71	334	A	SIUE	79 39								
274	H	Jacksonville St.	86 72	226	A	Eastern Ill.	70 74								
198	H	Tennessee Tech	71 62	177	H	Austin Peay	65 61								
272	A	Morehead St.	82 64	236	H	Murray St.	98 56								

Non-Div I Games:

UT Martin

■ Loss,
 ■ Non-Conf, S Site,
 ■ Home
 ■ Away
 N Neutral

Average RPI Win:	257	WON-LOST	WINNING	LAST 10	STRENGTH OF	OPP. STRENGTH	TEAM	ADJ.	CONF.	ADJ CONF.
Average RPI Loss:	137	RECORD	PCT. RANK	GAMES	SCHEDULE	OF SCHEDULE	RPI	RPI	RPI	RPI
DIV. I ONLY	13- 11	154	3-7	227	205	219	219	13	13	
DIV. I NON-CONF.	7- 4	100	0	310	334	258	258	15	15	
TOTALS	RPI 1-25	RPI 26-50	W-L RECORDS	RPI 51-100	RPI 101-150	RPI 150+				
13- 11	0- 1	0- 2	OVERALL	1- 2	0- 1	12- 5				
11- 5	0- 1	0- 1	HOME	1- 1	0- 0	10- 2				
2- 6	0- 0	0- 1	AWAY	0- 1	0- 1	2- 3				
0- 0	0- 0	0- 0	NEUTRAL	0- 0	0- 0	0- 0				
7- 4	0- 1	0- 0	NON-CONFERENCE	0- 0	0- 0	7- 3				
6- 3	0- 1	0- 0	HOME	0- 0	0- 0	6- 2				
1- 1	0- 0	0- 0	AWAY	0- 0	0- 0	1- 1				
0- 0	0- 0	0- 0	NEUTRAL	0- 0	0- 0	0- 0				
6- 7	0- 0	0- 2	CONFERENCE	1- 2	0- 1	5- 2				
5- 2	0- 0	0- 1	HOME	1- 1	0- 0	4- 0				
1- 5	0- 0	0- 1	AWAY	0- 1	0- 1	1- 2				
0- 0	0- 0	0- 0	NEUTRAL	0- 0	0- 0	0- 0				

RPI 1-25				RPI 26-50				RPI 51-100				RPI 101+ Team's RPI: 219			
RPI	S	Opponent	Score	RPI	S	Opponent	Score	RPI	S	Opponent	Score	RPI	S	Opponent	Score
24	H	Arizona	43 54	26	H	Old Dominion	69 77	51	A	Middle Tenn.	60 76	126	A	UAB	51 63
				32	A	Western Ky.	65 78	66	H	Charlotte	82 76	152	H	Western Mich.	76 46
								82	H	Rice	61 69	193	H	Fla. Atlantic	96 65
												202	H	New Mexico	78 93
												208	A	Southern Miss.	89 72
												228	A	SMU	56 60
												234	A	Marshall	66 76
												244	A	Louisiana Tech	80 87
												250	H	North Texas	67 63
												256	H	Tulsa	51 58
												283	H	UC Riverside	63 50
												297	H	FIU	64 34
												303	H	UTSA	94 54
												309	H	Georgia St.	71 68
												317	A	New Mexico St.	63 57
												317	H	New Mexico St.	65 45
												321	H	Weber St.	70 51
												329	H	Alcorn	92 47
LAST 10 Division I															
234	A	Marshall	66 76	51	A	Middle Tenn.	60 76								
32	A	Western Ky.	65 78	250	H	North Texas	67 63								
26	H	Old Dominion	69 77	82	H	Rice	61 69								
66	H	Charlotte	82 76	303	H	UTSA	94 54								
126	A	UAB	51 63	244	A	Louisiana Tech	80 87								

Non-Div I Games:

UTEP

■ Loss,
 ■ Non-Conf,
 S Site,
 ■ Home
 ■ Away
 N Neutral

Average RPI Win:	304	WON-LOST	WINNING	LAST 10	STRENGTH OF	OPP. STRENGTH	TEAM	ADJ.	CONF.	ADJ CONF.
Average RPI Loss:	200	RECORD	PCT. RANK	GAMES	SCHEDULE	OF SCHEDULE	RPI	RPI	RPI	RPI
DIV. I ONLY	6- 15	292	4-6	300	323	314	314	31	31	
DIV. I NON-CONF.	1- 8	322	0	159	152	315	315	32	32	
TOTALS	RPI 1-25	RPI 26-50	W-L RECORDS	RPI 51-100	RPI 101-150	RPI 150+				
6- 15	0- 0	0- 1	OVERALL	0- 3	0- 2	6- 9				
4- 4	0- 0	0- 0	HOME	0- 1	0- 1	4- 2				
2- 9	0- 0	0- 1	AWAY	0- 2	0- 1	2- 5				
0- 2	0- 0	0- 0	NEUTRAL	0- 0	0- 0	0- 2				
1- 8	0- 0	0- 1	NON-CONFERENCE	0- 3	0- 2	1- 2				
1- 2	0- 0	0- 0	HOME	0- 1	0- 1	1- 0				
0- 4	0- 0	0- 1	AWAY	0- 2	0- 1	0- 0				
0- 2	0- 0	0- 0	NEUTRAL	0- 0	0- 0	0- 2				
5- 7	0- 0	0- 0	CONFERENCE	0- 0	0- 0	5- 7				
3- 2	0- 0	0- 0	HOME	0- 0	0- 0	3- 2				
2- 5	0- 0	0- 0	AWAY	0- 0	0- 0	2- 5				
0- 0	0- 0	0- 0	NEUTRAL	0- 0	0- 0	0- 0				

RPI S	Opponent	Score	RPI S	Opponent	Score	RPI S	Opponent	Score	RPI S	Opponent	Score	Team's RPI: 314
42	A Texas	69 85	75	A Southern California	43 80	103	A Kansas St.	66 79	137	H Texas Southern	44 71	
			96	A A&M-Corpus Christi	50 61	217	A UMKC	56 60	217	H UMKC	58 72	
			96	H A&M-Corpus Christi	54 59	222	A Grand Canyon	60 62	227	A CSU Bakersfield	66 52	
						241	N Nevada	57 62	276	N Long Beach St.	65 69	
						294	H California Baptist	87 68	303	H UTSA	75 64	
						308	A Seattle U	70 78	308	H Seattle U	85 81	
						317	A New Mexico St.	75 76	324	A Utah Valley	54 61	
						324	H Utah Valley	67 76	346	A Chicago St.	87 67	
						346	H Chicago St.	77 68				
LAST 10 Division I												
308	A Seattle U	70 78	222	A Grand Canyon	60 62							
324	A Utah Valley	54 61	317	A New Mexico St.	75 76							
346	H Chicago St.	77 68	324	H Utah Valley	67 76							
217	H UMKC	58 72	308	H Seattle U	85 81							
227	A CSU Bakersfield	66 52	346	A Chicago St.	87 67							

Non-Div I Games: Tex. A&M-Kingsville 66 45 Tex. A&M Int'l 72 56 Texas Lutheran 98 46 Minot St. 75 56

UTRGV

Loss, Non-Conf, S Site, H Home A Away N Neutral

Average RPI Win: 274	WON-LOST	WINNING	LAST 10	STRENGTH OF	OPP. STRENGTH	TEAM	ADJ.	CONF.	ADJ CONF.
Average RPI Loss: 149	RECORD	PCT. RANK	GAMES	SCHEDULE	OF SCHEDULE	RPI	RPI	RPI	RPI
DIV. I ONLY	3- 18	326	0-10	119	171	303	303	13	13
DIV. I NON-CONF.	1- 7	321	0	196	286	322	322	15	15
TOTALS	RPI 1-25	RPI 26-50	W-L RECORDS	RPI 51-100	RPI 101-150	RPI 150+			
3- 18	0- 0	0- 3	OVERALL	0- 3	0- 4	3- 8			
2- 6	0- 0	0- 1	HOME	0- 2	0- 1	2- 2			
1- 11	0- 0	0- 2	AWAY	0- 1	0- 2	1- 6			
0- 1	0- 0	0- 0	NEUTRAL	0- 0	0- 1	0- 0			
1- 7	0- 0	0- 1	NON-CONFERENCE	0- 0	0- 3	1- 3			
1- 1	0- 0	0- 0	HOME	0- 0	0- 1	1- 0			
0- 5	0- 0	0- 1	AWAY	0- 0	0- 1	0- 3			
0- 1	0- 0	0- 0	NEUTRAL	0- 0	0- 1	0- 0			
2- 11	0- 0	0- 2	CONFERENCE	0- 3	0- 1	2- 5			
1- 5	0- 0	0- 1	HOME	0- 2	0- 0	1- 2			
1- 6	0- 0	0- 1	AWAY	0- 1	0- 1	1- 3			
0- 0	0- 0	0- 0	NEUTRAL	0- 0	0- 0	0- 0			

RPI S	Opponent	Score	RPI S	Opponent	Score	RPI S	Opponent	Score	RPI S	Opponent	Score	Team's RPI: 303
26	H Old Dominion	43 62	51	A Middle Tenn.	48 69	112	N Utah	45 91				
32	A Western Ky.	57 85	66	H Charlotte	47 67	126	A UAB	55 94				
42	A Texas	53 84	82	H Rice	62 74	144	H Sam Houston St.	77 81				
						147	A Texas Tech	58 115				
						178	A Hawaii	50 62				
						193	H Fla. Atlantic	53 80				
						208	A Southern Miss.	65 82				
						219	A UTEP	54 94				
						234	A Marshall	53 66				
						244	A Louisiana Tech	82 73				
						250	H North Texas	55 79				
						260	A Texas St.	69 74				
						280	H Incarnate Word	63 56				
						297	H FIU	60 45				
						314	A UTRGV	64 75				
LAST 10 Division I												
32	A Western Ky.	57 85	126	A UAB	55 94							
234	A Marshall	53 66	82	H Rice	62 74							
66	H Charlotte	47 67	250	H North Texas	55 79							
26	H Old Dominion	43 62	219	A UTEP	54 94							
51	A Middle Tenn.	48 69	208	A Southern Miss.	65 82							

Non-Div I Games: Texas Wesleyan 80 78 Southwest (NM) 79 62 Concordia (TX) 73 44

UTSA

Loss, Non-Conf, S Site, H Home A Away N Neutral

Average RPI Win:	176	WON-LOST	WINNING	LAST 10	STRENGTH OF	OPP. STRENGTH	TEAM	ADJ.	CONF.	ADJ CONF.
Average RPI Loss:	59	RECORD	PCT. RANK	GAMES	SCHEDULE	OF SCHEDULE	RPI	RPI	RPI	RPI
DIV. I ONLY	12- 13	188	5-5	61	14	112	112	1	1	
DIV. I NON-CONF.	7- 4	100	0	296	136	192	192	1	1	
TOTALS	RPI 1-25	RPI 26-50	W-L RECORDS	RPI 51-100	RPI 101-150	RPI 150+				
12- 13	0- 7	0- 1	OVERALL	4- 2	3- 2	5- 1				
5- 8	0- 4	0- 1	HOME	1- 1	0- 2	4- 0				
5- 5	0- 3	0- 0	AWAY	3- 1	2- 0	0- 1				
2- 0	0- 0	0- 0	NEUTRAL	0- 0	1- 0	1- 0				
7- 4	0- 0	0- 1	NON-CONFERENCE	1- 1	1- 1	5- 1				
4- 2	0- 0	0- 1	HOME	0- 0	0- 1	4- 0				
1- 2	0- 0	0- 0	AWAY	1- 1	0- 0	0- 1				
2- 0	0- 0	0- 0	NEUTRAL	0- 0	1- 0	1- 0				
5- 9	0- 7	0- 0	CONFERENCE	3- 1	2- 1	0- 0				
1- 6	0- 4	0- 0	HOME	1- 1	0- 1	0- 0				
4- 3	0- 3	0- 0	AWAY	2- 0	2- 0	0- 0				
0- 0	0- 0	0- 0	NEUTRAL	0- 0	0- 0	0- 0				

RPI	S	Opponent	Score	RPI	S	Opponent	Score	RPI	S	Opponent	Score	RPI	S	Opponent	Score	Team's RPI: 112
1	A	Oregon	51 88	38	H	South Dakota	81 84	69	A	BYU	77 73	132	A	California	71 62	
1	H	Oregon	63 90					75	H	Southern California	67 65	132	H	California	74 88	
8	H	UCLA	54 84					76	A	Cincinnati	62 68	134	A	Washington	74 65	
9	A	Stanford	49 82					78	A	Colorado	84 69	137	N	Texas Southern	61 52	
9	H	Stanford	64 97					78	H	Colorado	70 80	140	H	Providence	60 67	
15	A	Oregon St.	48 77					97	A	Washington St.	78 66	215	H	Oral Roberts	78 58	
15	H	Oregon St.	65 77									241	H	Nevada	68 62	
												249	A	Xavier	63 70	
												303	N	UTSA	91 45	
												306	H	Eastern Wash.	87 49	
												321	H	Weber St.	75 46	
LAST 10 Division I																
132	H	California	74 88	1	H	Oregon	63 90									
9	H	Stanford	64 97	9	A	Stanford	49 82									
97	A	Washington St.	78 66	132	A	California	71 62									
134	A	Washington	74 65	78	A	Colorado	84 69									
15	H	Oregon St.	65 77	75	H	Southern California	67 65									

Non-Div I Games:

Utah

■ Loss,
 ■ Non-Conf,
 ■ S Site,
 ■ H Home
 ■ A Away
 N Neutral

Average RPI Win:	235	WON-LOST	WINNING	LAST 10	STRENGTH OF	OPP. STRENGTH	TEAM	ADJ.	CONF.	ADJ CONF.
Average RPI Loss:	177	RECORD	PCT. RANK	GAMES	SCHEDULE	OF SCHEDULE	RPI	RPI	RPI	RPI
DIV. I ONLY	6- 20	313	2-8	157	210	287	287	17	17	
DIV. I NON-CONF.	4- 6	212	0	105	202	173	173	21	21	
TOTALS	RPI 1-25	RPI 26-50	W-L RECORDS	RPI 51-100	RPI 101-150	RPI 150+				
6- 20	0- 2	0- 0	OVERALL	0- 3	1- 2	5- 13				
3- 9	0- 0	0- 0	HOME	0- 1	0- 2	3- 6				
3- 11	0- 2	0- 0	AWAY	0- 2	1- 0	2- 7				
0- 0	0- 0	0- 0	NEUTRAL	0- 0	0- 0	0- 0				
4- 6	0- 2	0- 0	NON-CONFERENCE	0- 1	0- 1	4- 2				
3- 1	0- 0	0- 0	HOME	0- 0	0- 1	3- 0				
1- 5	0- 2	0- 0	AWAY	0- 1	0- 0	1- 2				
0- 0	0- 0	0- 0	NEUTRAL	0- 0	0- 0	0- 0				
2- 14	0- 0	0- 0	CONFERENCE	0- 2	1- 1	1- 11				
0- 8	0- 0	0- 0	HOME	0- 1	0- 1	0- 6				
2- 6	0- 0	0- 0	AWAY	0- 1	1- 0	1- 5				
0- 0	0- 0	0- 0	NEUTRAL	0- 0	0- 0	0- 0				

RPI	S	Opponent	Score	RPI	S	Opponent	Score	RPI	S	Opponent	Score	RPI	S	Opponent	Score	Team's RPI: 287
1	A	Oregon	52 109					69	A	BYU	50 67	107	A	Boise St.	58 56	
15	A	Oregon St.	46 75					77	A	Fresno St.	64 76	107	H	Boise St.	59 65	
								77	H	Fresno St.	61 79	143	H	Portland	64 70	
												166	H	San Jose St.	61 76	
												180	H	Idaho St.	69 61	
												197	A	Wyoming	45 64	
												197	H	Wyoming	54 65	
												205	A	UNLV	45 69	
												205	H	UNLV	46 60	
												230	A	Cal St. Fullerton	62 83	
												241	A	Nevada	60 69	
												242	A	San Diego St.	62 66	
												242	H	San Diego St.	51 59	
												250	H	North Texas	66 55	
												258	A	Colorado St.	55 56	
												258	H	Colorado St.	61 67	
												276	A	Long Beach St.	56 48	
												288	A	Air Force	53 52	
												288	H	Air Force	45 62	
												308	H	Seattle U	70 63	
												324	A	Utah Valley	49 57	
LAST 10 Division I																
197	A	Wyoming	45 64	242	H	San Diego St.	51 59									
77	H	Fresno St.	61 79	197	H	Wyoming	54 65									
258	H	Colorado St.	61 67	258	A	Colorado St.	55 56									
107	A	Boise St.	58 56	288	A	Air Force	53 52									
205	A	UNLV	45 69	107	H	Boise St.	59 65									

Non-Div I Games: Dixie St. 61 49

Utah St.

Utah Valley

Through Games Of Feb. 19, 2020

Average RPI Win:	300	WON-LOST	WINNING	LAST 10	STRENGTH OF	OPP. STRENGTH	TEAM	ADJ.	CONF.	ADJ CONF.
Average RPI Loss:	229	RECORD	PCT. RANK	GAMES	SCHEDULE	OF SCHEDULE	RPI	RPI	RPI	RPI
DIV. I ONLY	7- 14	265	5-5	333	336	324	324	31	31	
DIV. I NON-CONF.	1- 9	326	0	290	294	340	340	32	32	
TOTALS	RPI 1-25	RPI 26-50	W-L RECORDS	RPI 51-100	RPI 101-150	RPI 150+				
7- 14	0- 0	0- 0	OVERALL	0- 1	0- 1	7- 12				
5- 7	0- 0	0- 0	HOME	0- 0	0- 0	5- 7				
2- 7	0- 0	0- 0	AWAY	0- 1	0- 1	2- 5				
0- 0	0- 0	0- 0	NEUTRAL	0- 0	0- 0	0- 0				
1- 9	0- 0	0- 0	NON-CONFERENCE	0- 1	0- 1	1- 7				
1- 4	0- 0	0- 0	HOME	0- 0	0- 0	1- 4				
0- 5	0- 0	0- 0	AWAY	0- 1	0- 1	0- 3				
0- 0	0- 0	0- 0	NEUTRAL	0- 0	0- 0	0- 0				
6- 5	0- 0	0- 0	CONFERENCE	0- 0	0- 0	6- 5				
4- 3	0- 0	0- 0	HOME	0- 0	0- 0	4- 3				
2- 2	0- 0	0- 0	AWAY	0- 0	0- 0	2- 2				
0- 0	0- 0	0- 0	NEUTRAL	0- 0	0- 0	0- 0				

RPI 1-25			RPI 26-50			RPI 51-100			RPI 101+			Team's RPI: 324
RPI	S	Opponent	Score	RPI	S	Opponent	Score	RPI	S	Opponent	Score	
						69 A BYU	57 71	107 A		Boise St.	69 77	
								174 H		Montana	52 63	
								180 H		Idaho St.	61 88	
								189 H		Southern Utah	58 71	
								217 H		UMKC	62 41	
								222 H		Grand Canyon	59 66	
								227 H		CSU Bakersfield	53 55	
								241 H		Nevada	57 60	
								267 A		UC Santa Barbara	51 59	
								283 A		UC Riverside	53 67	
								287 H		Utah St.	57 49	
								294 A		California Baptist	67 80	
								308 A		Seattle U	80 82	
								308 H		Seattle U	70 58	
								314 A		UTRGV	76 67	
								314 H		UTRGV	61 54	
								317 A		New Mexico St.	58 54	
								317 H		New Mexico St.	58 65	
								321 A		Weber St.	46 72	
								346 H		Chicago St.	89 58	
LAST 10 Division I												
						317 H		227 H		CSU Bakersfield	53 55	
						314 H		314 A		UTRGV	76 67	
						308 A		317 A		New Mexico St.	58 54	
						294 A		308 H		Seattle U	70 58	
						222 H		217 H		UMKC	62 41	

Non-Div I Games: Antelope Valley 77 61 Ottawa (AZ) 99 50

Utah Valley

Loss, Non-Conf, S Site, H Home A Away N Neutral

Average RPI Win:	186	WON-LOST	WINNING	LAST 10	STRENGTH OF	OPP. STRENGTH	TEAM	ADJ.	CONF.	ADJ CONF.
Average RPI Loss:	103	RECORD	PCT. RANK	GAMES	SCHEDULE	OF SCHEDULE	RPI	RPI	RPI	RPI
DIV. I ONLY	15- 11	126	7-3	105	109	110	110	12	12	
DIV. I NON-CONF.	5- 8	221	0	107	126	210	210	12	12	
TOTALS	RPI 1-25	RPI 26-50	W-L RECORDS	RPI 51-100	RPI 101-150	RPI 150+				
15- 11	0- 0	1- 1	OVERALL	2- 5	3- 2	9- 3				
8- 5	0- 0	1- 0	HOME	1- 1	1- 2	5- 2				
6- 6	0- 0	0- 1	AWAY	1- 4	2- 0	3- 1				
1- 0	0- 0	0- 0	NEUTRAL	0- 0	0- 0	1- 0				
5- 8	0- 0	1- 0	NON-CONFERENCE	0- 5	0- 1	4- 2				
4- 3	0- 0	1- 0	HOME	0- 1	0- 1	3- 1				
0- 5	0- 0	0- 0	AWAY	0- 4	0- 0	0- 1				
1- 0	0- 0	0- 0	NEUTRAL	0- 0	0- 0	1- 0				
10- 3	0- 0	0- 1	CONFERENCE	2- 0	3- 1	5- 1				
4- 2	0- 0	0- 0	HOME	1- 0	1- 1	2- 1				
6- 1	0- 0	0- 1	AWAY	1- 0	2- 0	3- 0				
0- 0	0- 0	0- 0	NEUTRAL	0- 0	0- 0	0- 0				

RPI S	Opponent	Score	RPI S	Opponent	Score	RPI S	Opponent	Score	RPI S	Opponent	Score	Team's RPI: 110
26	H Old Dominion	62 49	51	A Middle Tenn.	63 86	114	H Duquesne	76 79				
50	A Dayton	67 72	65	A Seton Hall	33 53	119	A Richmond	57 42				
			68	A Boston College	52 87	119	H Richmond	53 50				
			71	A South Fla.	55 77	127	H William & Mary	55 69				
			76	H Cincinnati	56 58	149	A Massachusetts	61 46				
			88	A Saint Louis	65 52	151	H George Washington	55 56				
			94	H Fordham	62 52	156	H N.C. A&T	58 69				
						175	A Rhode Island	75 54				
						192	A La Salle	67 61				
						208	A Southern Miss.	39 51				
						216	H Saint Joseph's	47 40				
						238	H Appalachian St.	66 38				
						240	A George Mason	82 63				
						251	H East Carolina	53 40				
						283	H UC Riverside	67 51				
						295	H St. Bonaventure	56 47				
						311	N Omaha	74 66				
LAST 10 Division I												
192	A La Salle	67 61	114	H Duquesne	76 79							
50	A Dayton	67 72	94	H Fordham	62 52							
295	H St. Bonaventure	56 47	240	A George Mason	82 63							
151	H George Washington	55 56	149	A Massachusetts	61 46							
119	A Richmond	57 42	119	H Richmond	53 50							

Non-Div I Games:

VCU

■ Loss,
 ■ Non-Conf,
 S Site,
 ■ Home
 ■ Away
 N Neutral

Valparaiso

Through Games Of Feb. 19, 2020

Average RPI Win:	261	WON-LOST	WINNING	LAST 10	STRENGTH OF	OPP. STRENGTH	TEAM	ADJ.	CONF.	ADJ CONF.
Average RPI Loss:	60	RECORD	PCT. RANK	GAMES	SCHEDULE	OF SCHEDULE	RPI	RPI	RPI	RPI
DIV. I ONLY	14- 10	122	5-5	257	107	153	153	7	7	
DIV. I NON-CONF.	8- 3	68	0	328	226	144	144	7	7	
TOTALS	RPI 1-25	RPI 26-50	W-L RECORDS	RPI 51-100	RPI 101-150	RPI 150+				
14- 10	0- 3	0- 3	OVERALL	1- 3	1- 0	12- 1				
7- 4	0- 1	0- 1	HOME	0- 2	1- 0	6- 0				
7- 5	0- 1	0- 2	AWAY	1- 1	0- 0	6- 1				
0- 1	0- 1	0- 0	NEUTRAL	0- 0	0- 0	0- 0				
8- 3	0- 2	0- 0	NON-CONFERENCE	0- 0	0- 0	8- 1				
4- 0	0- 0	0- 0	HOME	0- 0	0- 0	4- 0				
4- 2	0- 1	0- 0	AWAY	0- 0	0- 0	4- 1				
0- 1	0- 1	0- 0	NEUTRAL	0- 0	0- 0	0- 0				
6- 7	0- 1	0- 3	CONFERENCE	1- 3	1- 0	4- 0				
3- 4	0- 1	0- 1	HOME	0- 2	1- 0	2- 0				
3- 3	0- 0	0- 2	AWAY	1- 1	0- 0	2- 0				
0- 0	0- 0	0- 0	NEUTRAL	0- 0	0- 0	0- 0				

RPI S	Opponent	Score	RPI S	Opponent	Score	RPI S	Opponent	Score	RPI S	Opponent	Score	Team's RPI: 153
5	H Missouri St.	68 81	34	A Drake	66 87	70	A UNI	70 77	130	H Loyola Chicago	66 64	
10	A Northwestern	48 69	36	A Bradley	69 90	81	H Southern Ill.	51 67	158	A Toledo	61 54	
22	N Ohio St.	38 89	36	H Bradley	61 75	91	A Illinois St.	78 70	210	A North Dakota	63 65	
						91	H Illinois St.	60 72	226	A Eastern Ill.	78 66	
									257	H Bowling Green	95 90	
									272	H Morehead St.	55 53	
									277	A Indiana St.	75 56	
									277	H Indiana St.	61 45	
									292	A North Dakota St.	66 54	
									325	A Evansville	88 66	
									325	H Evansville	72 54	
									333	A Detroit Mercy	77 58	
									341	H UIC	63 37	
									346	H Chicago St.	95 49	
LAST 10 Division I												
91	A Illinois St.	78 70	34	A Drake	66 87							
36	A Bradley	69 90	130	H Loyola Chicago	66 64							
277	H Indiana St.	61 45	36	H Bradley	61 75							
325	H Evansville	72 54	91	H Illinois St.	60 72							
70	A UNI	70 77	325	A Evansville	88 66							

Non-Div I Games:

Valparaiso

■ Loss,
■ Non-Conf,
■ S Site,
■ H Home
■ A Away
N Neutral

Vanderbilt

Through Games Of Feb. 19, 2020

Average RPI Win:	201	WON-LOST	WINNING	LAST 10	STRENGTH OF	OPP. STRENGTH	TEAM	ADJ.	CONF.	ADJ CONF.
Average RPI Loss:	46	RECORD	PCT. RANK	GAMES	SCHEDULE	OF SCHEDULE	RPI	RPI	RPI	RPI
DIV. I ONLY	13- 12	169	2-8	40	72	101	101	4	4	
DIV. I NON-CONF.	10- 3	57	0	120	233	75	75	5	5	
TOTALS	RPI 1-25	RPI 26-50	W-L RECORDS	RPI 51-100	RPI 101-150	RPI 150+				
13- 12	0- 5	0- 2	OVERALL	2- 3	3- 2	8- 0				
9- 5	0- 3	0- 1	HOME	1- 1	2- 0	6- 0				
3- 5	0- 2	0- 0	AWAY	1- 1	1- 2	1- 0				
1- 2	0- 0	0- 1	NEUTRAL	0- 1	0- 0	1- 0				
10- 3	0- 1	0- 1	NON-CONFERENCE	1- 1	2- 0	7- 0				
7- 1	0- 1	0- 0	HOME	1- 0	1- 0	5- 0				
2- 0	0- 0	0- 0	AWAY	0- 0	1- 0	1- 0				
1- 2	0- 0	0- 1	NEUTRAL	0- 1	0- 0	1- 0				
3- 9	0- 4	0- 1	CONFERENCE	1- 2	1- 2	1- 0				
2- 4	0- 2	0- 1	HOME	0- 1	1- 0	1- 0				
1- 5	0- 2	0- 0	AWAY	1- 1	0- 2	0- 0				
0- 0	0- 0	0- 0	NEUTRAL	0- 0	0- 0	0- 0				

RPI S	Opponent	Score	RPI S	Opponent	Score	RPI S	Opponent	Score	RPI S	Opponent	Score	Team's RPI: 101
2	A South Carolina	44 95	39	H Arkansas	66 100	54	H Tennessee	69 78	105	A Auburn	62 70	
2	H South Carolina	57 93	46	N Rutgers	56 62	65	N Seton Hall	65 69	105	H Auburn	77 55	
7	H UConn	51 64				79	A Alabama	61 98	133	A Florida	60 68	
11	H Mississippi St.	52 68				80	A Georgia	63 55	134	A Washington	76 74	
14	A Texas A&M	53 74				88	H Saint Louis	62 50	146	H Columbia	72 51	
									188	H Radford	80 46	
									198	H Tennessee Tech	75 61	
									211	H Furman	74 46	
									266	H Eastern Ky.	75 69	
									274	H Jacksonville St.	88 66	
									281	H Ole Miss	63 47	
									304	N UC Irvine	76 63	
									335	A Tennessee St.	106 55	
LAST 10 Division I												
2	A South Carolina	44 95	79	A Alabama	61 98							
14	A Texas A&M	53 74	11	H Mississippi St.	52 68							
281	H Ole Miss	63 47	39	H Arkansas	66 100							
105	A Auburn	62 70	2	H South Carolina	57 93							
54	H Tennessee	69 78	80	A Georgia	63 55							

Non-Div I Games:

Vanderbilt

Loss, Non-Conf, S Site, H Home A Away N Neutral

Average RPI Win:	305	WON-LOST	WINNING	LAST 10	STRENGTH OF	OPP. STRENGTH	TEAM	ADJ.	CONF.	ADJ CONF.
Average RPI Loss:	175	RECORD	PCT. RANK	GAMES	SCHEDULE	OF SCHEDULE	RPI	RPI	RPI	RPI
DIV. I ONLY	11- 15	220	4-6	304	322	291	291	26	26	
DIV. I NON-CONF.	5- 7	205	0	320	314	300	300	27	27	
TOTALS	RPI 1-25	RPI 26-50	W-L RECORDS	RPI 51-100	RPI 101-150	RPI 150+				
11- 15	0- 0	0- 0	OVERALL	0- 3	0- 2	11- 10				
8- 5	0- 0	0- 0	HOME	0- 1	0- 1	8- 3				
3- 10	0- 0	0- 0	AWAY	0- 2	0- 1	3- 7				
0- 0	0- 0	0- 0	NEUTRAL	0- 0	0- 0	0- 0				
5- 7	0- 0	0- 0	NON-CONFERENCE	0- 1	0- 2	5- 4				
4- 2	0- 0	0- 0	HOME	0- 0	0- 1	4- 1				
1- 5	0- 0	0- 0	AWAY	0- 1	0- 1	1- 3				
0- 0	0- 0	0- 0	NEUTRAL	0- 0	0- 0	0- 0				
6- 8	0- 0	0- 0	CONFERENCE	0- 2	0- 0	6- 6				
4- 3	0- 0	0- 0	HOME	0- 1	0- 0	4- 2				
2- 5	0- 0	0- 0	AWAY	0- 1	0- 0	2- 4				
0- 0	0- 0	0- 0	NEUTRAL	0- 0	0- 0	0- 0				

RPI S	Opponent	Score	RPI S	Opponent	Score	RPI S	Opponent	Score	RPI S	Opponent	Score	Team's RPI: 291
						58	A Stony Brook	49 67	130	A Loyola Chicago	76 78	
						58	H Stony Brook	68 72	149	H Massachusetts	49 83	
						72	A Minnesota	58 90	155	A Binghamton	53 76	
									155	H Binghamton	65 62	
									171	A Dartmouth	55 72	
									175	A Rhode Island	74 77	
									187	A Merrimack	53 78	
									204	A Maine	59 70	
									204	H Maine	47 65	
									232	A UMass Lowell	47 61	
									254	H Saint Francis (PA)	69 73	
									264	A New Hampshire	44 42	
									264	H New Hampshire	51 59	
									296	H UMBC	60 58	
									301	H Navy	64 56	
									315	H Bryant	71 66	
									318	A Albany (NY)	49 58	
									318	H Albany (NY)	52 36	
									331	H NJIT	65 59	
									337	A LIU Brooklyn	73 62	
									340	H Canisius	76 53	
									347	A Hartford	63 53	
									347	H Hartford	62 51	
LAST 10 Division I												
			58	H Stony Brook	68 72	318	H Albany (NY)	52 36				
			155	A Binghamton	53 76	264	H New Hampshire	51 59				
			264	A New Hampshire	44 42	232	A UMass Lowell	47 61				
			347	H Hartford	62 51	204	H Maine	47 65				
			204	A Maine	59 70	347	A Hartford	63 53				

Non-Div I Games: Norwich 86 40

Vermont

■ Loss,
 ■ Non-Conf,
 ■ S Site,
 ■ H Home
 ■ A Away
 N Neutral

Average RPI Win:	157	WON-LOST	WINNING	LAST 10	STRENGTH OF	OPP. STRENGTH	TEAM	ADJ.	CONF.	ADJ CONF.
Average RPI Loss:	78	RECORD	PCT. RANK	GAMES	SCHEDULE	OF SCHEDULE	RPI	RPI	RPI	RPI
DIV. I ONLY	14- 11	140	6-4	102	61	99	99	6	6	
DIV. I NON-CONF.	6- 5	151	1-0	72	50	91	91	6	6	
TOTALS	RPI 1-25	RPI 26-50	W-L RECORDS	RPI 51-100	RPI 101-150	RPI 150+				
14- 11	0- 1	0- 4	OVERALL	6- 4	1- 0	7- 2				
7- 5	0- 0	0- 2	HOME	2- 2	1- 0	4- 1				
7- 6	0- 1	0- 2	AWAY	4- 2	0- 0	3- 1				
0- 0	0- 0	0- 0	NEUTRAL	0- 0	0- 0	0- 0				
6- 5	0- 0	0- 2	NON-CONFERENCE	3- 1	0- 0	3- 2				
3- 2	0- 0	0- 1	HOME	1- 0	0- 0	2- 1				
3- 3	0- 0	0- 1	AWAY	2- 1	0- 0	1- 1				
0- 0	0- 0	0- 0	NEUTRAL	0- 0	0- 0	0- 0				
8- 6	0- 1	0- 2	CONFERENCE	3- 3	1- 0	4- 0				
4- 3	0- 0	0- 1	HOME	1- 2	1- 0	2- 0				
4- 3	0- 1	0- 1	AWAY	2- 1	0- 0	2- 0				
0- 0	0- 0	0- 0	NEUTRAL	0- 0	0- 0	0- 0				

RPI	S	Opponent	Score	RPI	S	Opponent	Score	RPI	S	Opponent	Score	RPI	S	Opponent	Score
20	A	DePaul	69 85	33	A	Marquette	52 57	59	H	Penn	70 58	140	H	Providence	51 49
				40	H	Creighton	42 58	65	A	Seton Hall	61 55	151	H	George Washington	56 68
				43	H	James Madison	52 56	65	H	Seton Hall	63 65	192	A	La Salle	77 69
				49	A	Drexel	52 54	67	A	St. John's (NY)	67 62	199	A	American	54 76
								67	H	St. John's (NY)	66 64	216	H	Saint Joseph's	60 44
								73	A	Temple	69 74	223	H	Manhattan	63 51
								80	A	Georgia	63 58	248	A	Georgetown	48 40
								93	A	Butler	61 63	248	H	Georgetown	74 53
								93	H	Butler	41 58	249	A	Xavier	55 54
								94	A	Fordham	73 66	249	H	Xavier	66 54
LAST 10 Division I															
248	A	Georgetown	48 40	33	A	Marquette	52 57								
93	A	Butler	61 63	20	A	DePaul	69 85								
249	A	Xavier	55 54	248	H	Georgetown	74 53								
65	H	Seton Hall	63 65	59	H	Penn	70 58								
67	H	St. John's (NY)	66 64	249	H	Xavier	66 54								

Non-Div I Games:

Villanova

■ Loss,
 ■ Non-Conf, S Site,
 ■ Home
 ■ Away
 N Neutral

Average RPI Win: 113		WON-LOST	WINNING	LAST 10	STRENGTH OF	OPP. STRENGTH	TEAM	ADJ.	CONF.	ADJ CONF.
Average RPI Loss: 47		RECORD	PCT. RANK	GAMES	SCHEDULE	OF SCHEDULE	RPI	RPI	RPI	RPI
DIV. I ONLY		11- 14	210	5-5	1	26	52	52	5	5
DIV. I NON-CONF.		5- 6	187	0	1	19	33	33	4	4
TOTALS		RPI 1-25	RPI 26-50		W-L RECORDS		RPI 51-100	RPI 101-150	RPI 150+	
11- 14	0- 7	3- 2		OVERALL		4- 2	1- 3	3- 0		
8- 4	0- 2	3- 1		HOME		3- 0	1- 1	1- 0		
3- 9	0- 4	0- 1		AWAY		1- 2	0- 2	2- 0		
0- 1	0- 1	0- 0		NEUTRAL		0- 0	0- 0	0- 0		
5- 6	0- 4	2- 1		NON-CONFERENCE		1- 1	0- 0	2- 0		
3- 2	0- 2	2- 0		HOME		1- 0	0- 0	0- 0		
2- 3	0- 1	0- 1		AWAY		0- 1	0- 0	2- 0		
0- 1	0- 1	0- 0		NEUTRAL		0- 0	0- 0	0- 0		
6- 8	0- 3	1- 1		CONFERENCE		3- 1	1- 3	1- 0		
5- 2	0- 0	1- 1		HOME		2- 0	1- 1	1- 0		
1- 6	0- 3	0- 0		AWAY		1- 1	0- 2	0- 0		
0- 0	0- 0	0- 0		NEUTRAL		0- 0	0- 0	0- 0		

RPI	S	Opponent	Score	RPI	S	Opponent	Score	RPI	S	Opponent	Score	RPI	S	Opponent	Score
6	A	Louisville	56 71	26	H	Old Dominion	56 53	63	H	Bucknell	84 60	104	A	North Carolina	68 78
7	A	UConn	44 83	30	H	Virginia Tech	61 69	68	A	Boston College	69 52	104	H	North Carolina	47 65
8	H	UCLA	62 73	31	H	Duke	66 63	74	A	Georgia Tech	51 61	113	H	Notre Dame	90 60
11	N	Mississippi St.	59 72	43	H	James Madison	55 49	75	A	Southern California	49 59	121	A	Wake Forest	56 62
21	A	NC State	60 80	46	A	Rutgers	63 73	84	H	Syracuse	57 41	205	A	UNLV	63 55
23	H	Kentucky	47 50					90	H	Miami (FL)	69 64	224	H	Clemson	70 54
25	A	Florida St.	55 63									299	A	CSUN	72 47
LAST 10 Division I															
90	H	Miami (FL)	69 64	113	H	Notre Dame	90 60								
25	A	Florida St.	55 63	6	A	Louisville	56 71								
224	H	Clemson	70 54	30	H	Virginia Tech	61 69								
84	H	Syracuse	57 41	121	A	Wake Forest	56 62								
104	A	North Carolina	68 78	68	A	Boston College	69 52								

Non-Div I Games:

Virginia

■ Loss,
 ■ Non-Conf,
 ■ S Site,
 ■ H Home
 ■ A Away
 N Neutral

Virginia Tech

Through Games Of Feb. 19, 2020

Average RPI Win:	143	WON-LOST	WINNING	LAST 10	STRENGTH OF	OPP. STRENGTH	TEAM	ADJ.	CONF.	ADJ CONF.
Average RPI Loss:	44	RECORD	PCT. RANK	GAMES	SCHEDULE	OF SCHEDULE	RPI	RPI	RPI	RPI
DIV. I ONLY	19- 6	39	7-3	58	58	30	30	5	5	
DIV. I NON-CONF.	10- 1	20	0	132	96	29	29	4	4	
TOTALS	RPI 1-25	RPI 26-50	W-L RECORDS	RPI 51-100	RPI 101-150	RPI 150+				
19- 6	0- 3	1- 1	OVERALL	6- 2	5- 0	7- 0				
12- 1	0- 1	1- 0	HOME	3- 0	3- 0	5- 0				
4- 4	0- 2	0- 1	AWAY	1- 1	2- 0	1- 0				
3- 1	0- 0	0- 0	NEUTRAL	2- 1	0- 0	1- 0				
10- 1	0- 0	1- 0	NON-CONFERENCE	2- 1	2- 0	5- 0				
6- 0	0- 0	1- 0	HOME	0- 0	2- 0	3- 0				
1- 0	0- 0	0- 0	AWAY	0- 0	0- 0	1- 0				
3- 1	0- 0	0- 0	NEUTRAL	2- 1	0- 0	1- 0				
9- 5	0- 3	0- 1	CONFERENCE	4- 1	3- 0	2- 0				
6- 1	0- 1	0- 0	HOME	3- 0	1- 0	2- 0				
3- 4	0- 2	0- 1	AWAY	1- 1	2- 0	0- 0				
0- 0	0- 0	0- 0	NEUTRAL	0- 0	0- 0	0- 0				

RPI 1-25				RPI 26-50				Team's RPI: 30				RPI 51-100				RPI 101+			
RPI	S	Opponent	Score	RPI	S	Opponent	Score	RPI	S	Opponent	Score	RPI	S	Opponent	Score	RPI	S	Opponent	Score
21	A	NC State	69 76	31	A	Duke	67 72	52	A	Virginia	69 61	104	A	North Carolina	72 63				
21	H	NC State	59 71	37	H	Purdue	67 54	60	N	Belmont	60 58	104	H	North Carolina	76 70				
25	A	Florida St.	62 86					68	H	Boston College	70 49	106	H	Liberty	73 69				
								74	H	Georgia Tech	64 61	121	A	Wake Forest	73 62				
								80	N	Georgia	72 77	131	H	Davidson	88 68				
								82	N	Rice	54 45	159	N	Wichita St.	84 63				
								84	A	Syracuse	65 67	206	H	Gardner-Webb	87 65				
								90	H	Miami (FL)	69 45	224	H	Clemson	71 50				
												240	A	George Mason	77 58				
												254	H	Saint Francis (PA)	105 41				
												290	H	Pittsburgh	68 56				
												323	H	UMES	86 43				
LAST 10 Division I																			
121	A	Wake Forest	73 62	84	A	Syracuse	65 67												
74	H	Georgia Tech	64 61	224	H	Clemson	71 50												
104	A	North Carolina	72 63	68	H	Boston College	70 49												
21	H	NC State	59 71	52	A	Virginia	69 61												
90	H	Miami (FL)	69 45	31	A	Duke	67 72												

Non-Div I Games:

Virginia Tech

■ Loss,
 ■ Non-Conf,
 ■ S Site,
 ■ H Home
 ■ A Away
 N Neutral

Average RPI Win: 309	WON-LOST	WINNING	LAST 10	STRENGTH OF	OPP. STRENGTH	TEAM	ADJ.	CONF.	ADJ CONF.
Average RPI Loss: 165	RECORD	PCT. RANK	GAMES	SCHEDULE	OF SCHEDULE	RPI	RPI	RPI	RPI
DIV. I ONLY	7- 16	285	4-6	151	344	286	286	30	30
DIV. I NON-CONF.	3- 7	252	0	37	303	200	200	30	30
TOTALS	RPI 1-25	RPI 26-50	W-L RECORDS	RPI 51-100	RPI 101-150	RPI 150+			
7- 16	0- 1	0- 0	OVERALL	0- 5	0- 2	7- 8			
6- 5	0- 0	0- 0	HOME	0- 1	0- 1	6- 3			
1- 11	0- 1	0- 0	AWAY	0- 4	0- 1	1- 5			
0- 0	0- 0	0- 0	NEUTRAL	0- 0	0- 0	0- 0			
3- 7	0- 1	0- 0	NON-CONFERENCE	0- 5	0- 0	3- 1			
3- 1	0- 0	0- 0	HOME	0- 1	0- 0	3- 0			
0- 6	0- 1	0- 0	AWAY	0- 4	0- 0	0- 1			
0- 0	0- 0	0- 0	NEUTRAL	0- 0	0- 0	0- 0			
4- 9	0- 0	0- 0	CONFERENCE	0- 0	0- 2	4- 7			
3- 4	0- 0	0- 0	HOME	0- 0	0- 1	3- 3			
1- 5	0- 0	0- 0	AWAY	0- 0	0- 1	1- 4			
0- 0	0- 0	0- 0	NEUTRAL	0- 0	0- 0	0- 0			

RPI 1-25				RPI 26-50				RPI 51-100				RPI 101+ Team's RPI: 286			
RPI	S	Opponent	Score	RPI	S	Opponent	Score	RPI	S	Opponent	Score	RPI	S	Opponent	Score
3	A	Maryland	56 119					55	A	Yale	68 87	129	A	Robert Morris	47 51
								58	H	Stony Brook	45 66	129	H	Robert Morris	35 77
								93	A	Butler	58 74	168	A	Mt. St. Mary's	63 78
								95	A	Colgate	58 74	168	H	Mt. St. Mary's	52 67
								98	A	Rider	63 77	187	A	Merrimack	44 55
												231	A	Youngstown St.	42 64
												254	A	Saint Francis (PA)	50 51
												254	H	Saint Francis (PA)	55 50
												296	H	UMBC	67 60
												305	H	St. Francis Brooklyn	74 66
												310	H	Sacred Heart	65 79
												315	A	Bryant	58 45
												319	H	Fairleigh Dickinson	61 62
												326	H	Saint Peter's	90 89
												331	H	NJIT	61 59
												337	H	LIU Brooklyn	63 61
												348	A	Central Conn. St.	63 66
LAST 10 Division I															
168	H	Mt. St. Mary's	52 67	315	A	Bryant	58 45								
187	A	Merrimack	44 55	348	A	Central Conn. St.	63 66								
129	H	Robert Morris	35 77	337	H	LIU Brooklyn	63 61								
254	H	Saint Francis (PA)	55 50	305	H	St. Francis Brooklyn	74 66								
319	H	Fairleigh Dickinson	61 62	254	A	Saint Francis (PA)	50 51								

Non-Div I Games: Staten Island 81 57

Wagner

■ Loss,
 ■ Non-Conf,
 ■ S Site,
 ■ Home
 ■ A Away
 N Neutral

Wake Forest

Through Games Of Feb. 19, 2020

Average RPI Win:	148	WON-LOST	WINNING	LAST 10	STRENGTH OF	OPP. STRENGTH	TEAM	ADJ.	CONF.	ADJ CONF.
Average RPI Loss:	99	RECORD	PCT. RANK	GAMES	SCHEDULE	OF SCHEDULE	RPI	RPI	RPI	RPI
DIV. I ONLY	13- 13	176	3-7	80	67	121	121	5	5	
DIV. I NON-CONF.	7- 4	100	0	131	203	110	110	4	4	
TOTALS	RPI 1-25	RPI 26-50	W-L RECORDS	RPI 51-100	RPI 101-150	RPI 150+				
13- 13	0- 3	2- 1	OVERALL	3- 5	2- 2	6- 2				
8- 5	0- 1	0- 1	HOME	3- 1	1- 2	4- 0				
3- 8	0- 2	1- 0	AWAY	0- 4	0- 0	2- 2				
2- 0	0- 0	1- 0	NEUTRAL	0- 0	1- 0	0- 0				
7- 4	0- 0	1- 0	NON-CONFERENCE	0- 2	2- 1	4- 1				
4- 2	0- 0	0- 0	HOME	0- 1	1- 1	3- 0				
1- 2	0- 0	0- 0	AWAY	0- 1	0- 0	1- 1				
2- 0	0- 0	1- 0	NEUTRAL	0- 0	1- 0	0- 0				
6- 9	0- 3	1- 1	CONFERENCE	3- 3	0- 1	2- 1				
4- 3	0- 1	0- 1	HOME	3- 0	0- 1	1- 0				
2- 6	0- 2	1- 0	AWAY	0- 3	0- 0	1- 1				
0- 0	0- 0	0- 0	NEUTRAL	0- 0	0- 0	0- 0				

RPI 1-25				RPI 26-50				RPI 51-100				RPI 101+ Team's RPI: 121			
RPI	S	Opponent	Score	RPI	S	Opponent	Score	RPI	S	Opponent	Score	RPI	S	Opponent	Score
6	A	Louisville	61 75	30	H	Virginia Tech	62 73	52	H	Virginia	62 56	113	H	Notre Dame	71 75
21	A	NC State	45 59	31	A	Duke	60 58	66	H	Charlotte	65 77	116	H	Campbell	74 46
25	H	Florida St.	65 70	50	N	Dayton	78 59	67	A	St. John's (NY)	74 82	133	N	Florida	73 68
								68	A	Boston College	54 67	148	H	UNC Greensboro	65 67
								74	A	Georgia Tech	52 62	162	A	Elon	69 57
								74	H	Georgia Tech	65 60	224	A	Clemson	66 52
								84	H	Syracuse	65 60	224	H	Clemson	63 58
								90	A	Miami (FL)	56 59	251	H	East Carolina	76 53
												252	H	Col. of Charleston	106 50
												268	H	UNCW	65 55
												285	A	ETSU	60 67
												290	A	Pittsburgh	48 53
LAST 10 Division I															
				30	H	Virginia Tech	62 73	290	A	Pittsburgh	48 53				
				224	A	Clemson	66 52	84	H	Syracuse	65 60				
				74	A	Georgia Tech	52 62	25	H	Florida St.	65 70				
				113	H	Notre Dame	71 75	21	A	NC State	45 59				
				68	A	Boston College	54 67	52	H	Virginia	62 56				

Non-Div I Games:

Wake Forest

■ Loss,
 ■ Non-Conf,
 S Site,
 ■ Home
 ■ Away
 N Neutral

Average RPI Win:	181	WON-LOST	WINNING	LAST 10	STRENGTH OF	OPP. STRENGTH	TEAM	ADJ.	CONF.	ADJ CONF.
Average RPI Loss:	70	RECORD	PCT. RANK	GAMES	SCHEDULE	OF SCHEDULE	RPI	RPI	RPI	RPI
DIV. I ONLY	11- 14	210	1-9	52	50	134	134	1	1	
DIV. I NON-CONF.	8- 3	68	0	188	214	132	132	1	1	
TOTALS	RPI 1-25	RPI 26-50	W-L RECORDS	RPI 51-100	RPI 101-150	RPI 150+				
11- 14	1- 5	0- 2	OVERALL	2- 2	2- 3	6- 2				
5- 9	0- 2	0- 1	HOME	1- 1	0- 3	4- 2				
3- 5	0- 3	0- 1	AWAY	1- 1	2- 0	0- 0				
3- 0	1- 0	0- 0	NEUTRAL	0- 0	0- 0	2- 0				
8- 3	1- 0	0- 0	NON-CONFERENCE	0- 0	1- 1	6- 2				
4- 3	0- 0	0- 0	HOME	0- 0	0- 1	4- 2				
1- 0	0- 0	0- 0	AWAY	0- 0	1- 0	0- 0				
3- 0	1- 0	0- 0	NEUTRAL	0- 0	0- 0	2- 0				
3- 11	0- 5	0- 2	CONFERENCE	2- 2	1- 2	0- 0				
1- 6	0- 2	0- 1	HOME	1- 1	0- 2	0- 0				
2- 5	0- 3	0- 1	AWAY	1- 1	1- 0	0- 0				
0- 0	0- 0	0- 0	NEUTRAL	0- 0	0- 0	0- 0				

RPI	S	Opponent	Score	RPI	S	Opponent	Score	RPI	S	Opponent	Score	RPI	S	Opponent	Score	Team's RPI: 134
8	A	UCLA	80 85	27	A	Arizona St.	68 72	75	A	Southern California	78 81	101	H	Vanderbilt	74 76	
9	A	Stanford	56 77	27	H	Arizona St.	50 67	78	H	Colorado	61 52	109	A	San Diego	65 47	
9	H	Stanford	41 58					97	A	Washington St.	65 56	112	H	Utah	65 74	
12	N	Iowa	70 63					97	H	Washington St.	59 66	132	A	California	67 64	
24	A	Arizona	53 64									132	H	California	74 81	
24	H	Arizona	58 66									157	H	Tulane	62 64	
												178	H	Hawaii	50 62	
												227	H	CSU Bakersfield	80 49	
												229	N	Iona	65 34	
												235	H	San Francisco	73 54	
												247	N	Howard	75 58	
												308	H	Seattle U	78 46	
												321	H	Weber St.	94 41	
LAST 10 Division I																
27	A	Arizona St.	68 72	9	H	Stanford	41 58									
24	A	Arizona	53 64	75	A	Southern California	78 81									
78	H	Colorado	61 52	8	A	UCLA	80 85									
112	H	Utah	65 74	24	H	Arizona	58 66									
132	H	California	74 81	27	H	Arizona St.	50 67									

Non-Div I Games:

Washington

■ Loss,
 ■ Non-Conf,
 ■ S Site,
 ■ H Home
 ■ A Away
 N Neutral

Average RPI Win:	185	WON-LOST	WINNING	LAST 10	STRENGTH OF	OPP. STRENGTH	TEAM	ADJ.	CONF.	ADJ CONF.
Average RPI Loss:	38	RECORD	PCT. RANK	GAMES	SCHEDULE	OF SCHEDULE	RPI	RPI	RPI	RPI
DIV. I ONLY	11- 15	220	2-8	12	39	97	97	1	1	
DIV. I NON-CONF.	7- 5	131	0	33	87	81	81	1	1	
TOTALS	RPI 1-25	RPI 26-50	W-L RECORDS	RPI 51-100	RPI 101-150	RPI 150+				
11- 15	0- 9	0- 2	OVERALL	2- 2	4- 2	5- 0				
7- 6	0- 3	0- 1	HOME	2- 0	1- 2	4- 0				
3- 6	0- 3	0- 1	AWAY	0- 2	3- 0	0- 0				
1- 3	0- 3	0- 0	NEUTRAL	0- 0	0- 0	1- 0				
7- 5	0- 4	0- 0	NON-CONFERENCE	1- 1	1- 0	5- 0				
5- 1	0- 1	0- 0	HOME	1- 0	0- 0	4- 0				
1- 1	0- 0	0- 0	AWAY	0- 1	1- 0	0- 0				
1- 3	0- 3	0- 0	NEUTRAL	0- 0	0- 0	1- 0				
4- 10	0- 5	0- 2	CONFERENCE	1- 1	3- 2	0- 0				
2- 5	0- 2	0- 1	HOME	1- 0	1- 2	0- 0				
2- 5	0- 3	0- 1	AWAY	0- 1	2- 0	0- 0				
0- 0	0- 0	0- 0	NEUTRAL	0- 0	0- 0	0- 0				

RPI	S	Opponent	Score	RPI	S	Opponent	Score	RPI	S	Opponent	Score	RPI	S	Opponent	Score
2	N	South Carolina	53 68	27	A	Arizona St.	59 62	69	H	BYU	67 50	107	A	Boise St.	80 68
4	N	Baylor	66 89	27	H	Arizona St.	56 65	75	A	Southern California	63 74	112	H	Utah	66 78
8	A	UCLA	50 66					78	H	Colorado	69 59	132	A	California	96 75
9	A	Stanford	58 77					90	A	Miami (FL)	68 74	132	H	California	92 66
9	H	Stanford	49 71									134	A	Washington	66 59
13	H	Gonzaga	53 76									134	H	Washington	56 65
19	N	Indiana	44 78									190	H	Pepperdine	85 48
24	A	Arizona	57 72									255	N	Southern U.	69 54
24	H	Arizona	67 74									299	H	CSUN	71 61
												304	H	UC Irvine	87 59
												339	H	Ark.-Pine Bluff	85 56
LAST 10 Division I															
24	A	Arizona	57 72	132	H	California	92 66								
27	A	Arizona St.	59 62	8	A	UCLA	50 66								
112	H	Utah	66 78	75	A	Southern California	63 74								
78	H	Colorado	69 59	27	H	Arizona St.	56 65								
9	H	Stanford	49 71	24	H	Arizona	67 74								

Non-Div I Games:

Washington St.

■ Loss,
■ Non-Conf,
■ S Site,
■ H Home
■ A Away
N Neutral

Average RPI Win:	276	WON-LOST	WINNING	LAST 10	STRENGTH OF	OPP. STRENGTH	TEAM	ADJ.	CONF.	ADJ CONF.
Average RPI Loss:	178	RECORD	PCT. RANK	GAMES	SCHEDULE	OF SCHEDULE	RPI	RPI	RPI	RPI
DIV. I ONLY	3- 21	333	0-10	232	214	321	321	18	18	
DIV. I NON-CONF.	2- 7	288	0	203	187	264	264	17	17	
TOTALS	RPI 1-25	RPI 26-50	W-L RECORDS	RPI 51-100	RPI 101-150	RPI 150+				
3- 21	0- 1	0- 0	OVERALL	0- 2	0- 5	3- 13				
1- 9	0- 0	0- 0	HOME	0- 1	0- 1	1- 7				
2- 12	0- 1	0- 0	AWAY	0- 1	0- 4	2- 6				
0- 0	0- 0	0- 0	NEUTRAL	0- 0	0- 0	0- 0				
2- 7	0- 1	0- 0	NON-CONFERENCE	0- 0	0- 4	2- 2				
1- 1	0- 0	0- 0	HOME	0- 0	0- 1	1- 0				
1- 6	0- 1	0- 0	AWAY	0- 0	0- 3	1- 2				
0- 0	0- 0	0- 0	NEUTRAL	0- 0	0- 0	0- 0				
1- 14	0- 0	0- 0	CONFERENCE	0- 2	0- 1	1- 11				
0- 8	0- 0	0- 0	HOME	0- 1	0- 0	0- 7				
1- 6	0- 0	0- 0	AWAY	0- 1	0- 1	1- 4				
0- 0	0- 0	0- 0	NEUTRAL	0- 0	0- 0	0- 0				

RPI 1-25				RPI 26-50			RPI 51-100			RPI 101+			Team's RPI: 321
RPI	S	Opponent	Score	RPI	S	Opponent	Score	RPI	S	Opponent	Score	RPI	Score
8	A	UCLA	45 85					89	A	Montana St.	52 81	112	A 46 75
								89	H	Montana St.	67 102	118	A 53 76
												120	A 50 70
												134	A 41 94
												143	H 59 78
												169	A 61 92
												169	H 82 88
												174	A 57 85
												174	H 46 78
												180	H 54 65
												189	H 71 87
												219	A 51 70
												220	A 65 60
												220	H 65 69
												221	H 57 76
												283	A 64 54
												298	A 52 58
												298	H 67 91
												306	A 53 63
												317	A 47 77
												324	H 72 46
LAST 10 Division I													
				89	H	Montana St.	67 102	189	H	Southern Utah	71 87		
				174	H	Montana	46 78	174	A	Montana	57 85		
				169	A	Northern Ariz.	61 92	89	A	Montana St.	52 81		
				298	A	Sacramento St.	52 58	221	H	Portland St.	57 76		
				220	H	Northern Colo.	65 69	180	H	Idaho St.	54 65		

Non-Div I Games:

Weber St.

West Virginia

Through Games Of Feb. 19, 2020

Average RPI Win:	152	WON-LOST	WINNING	LAST 10	STRENGTH OF	OPP. STRENGTH	TEAM	ADJ.	CONF.	ADJ CONF.
Average RPI Loss:	46	RECORD	PCT. RANK	GAMES	SCHEDULE	OF SCHEDULE	RPI	RPI	RPI	RPI
DIV. I ONLY	15- 9	91	2-8	55	22	56	56	3	3	
DIV. I NON-CONF.	10- 1	20	0	137	140	32	32	3	3	
TOTALS	RPI 1-25	RPI 26-50	W-L RECORDS	RPI 51-100	RPI 101-150	RPI 150+				
15- 9	1- 2	2- 4	OVERALL	2- 2	3- 1	7- 0				
8- 3	0- 0	2- 1	HOME	0- 1	1- 1	5- 0				
3- 5	1- 2	0- 2	AWAY	0- 1	2- 0	0- 0				
4- 1	0- 0	0- 1	NEUTRAL	2- 0	0- 0	2- 0				
10- 1	1- 0	0- 1	NON-CONFERENCE	2- 0	0- 0	7- 0				
5- 0	0- 0	0- 0	HOME	0- 0	0- 0	5- 0				
1- 0	1- 0	0- 0	AWAY	0- 0	0- 0	0- 0				
4- 1	0- 0	0- 1	NEUTRAL	2- 0	0- 0	2- 0				
5- 8	0- 2	2- 3	CONFERENCE	0- 2	3- 1	0- 0				
3- 3	0- 0	2- 1	HOME	0- 1	1- 1	0- 0				
2- 5	0- 2	0- 2	AWAY	0- 1	2- 0	0- 0				
0- 0	0- 0	0- 0	NEUTRAL	0- 0	0- 0	0- 0				

RPI	S	Opponent	Score	RPI	S	Opponent	Score	RPI	S	Opponent	Score	RPI	S	Opponent	Score
4	A	Baylor	51 91	40	N	Creighton	75 82	57	A	Oklahoma	58 68	103	A	Kansas St.	74 63
11	A	Mississippi St.	71 65	42	A	Texas	44 50	57	H	Oklahoma	49 73	103	H	Kansas St.	55 56
17	A	TCU	60 73	42	H	Texas	68 63	84	N	Syracuse	71 69	115	A	Kansas	68 49
				44	H	Iowa St.	79 71	92	N	Michigan St.	63 57	147	H	Texas Tech	67 60
				47	A	Oklahoma St.	57 60					165	H	Cornell	68 62
				47	H	Oklahoma St.	55 57					188	H	Radford	74 37
												194	N	Norfolk St.	72 55
												202	N	New Mexico	73 60
												254	H	Saint Francis (PA)	74 45
												307	H	Presbyterian	56 40
												327	H	Coppin St.	82 47
LAST 10 Division I															
42	A	Texas	44 50	44	H	Iowa St.	79 71								
147	H	Texas Tech	67 60	17	A	TCU	60 73								
103	H	Kansas St.	55 56	47	H	Oklahoma St.	55 57								
47	A	Oklahoma St.	57 60	4	A	Baylor	51 91								
57	A	Oklahoma	58 68	57	H	Oklahoma	49 73								

Non-Div I Games:

West Virginia

■ Loss,
■ Non-Conf,
■ S Site,
■ H Home
■ A Away
N Neutral

Average RPI Win:	287	WON-LOST	WINNING	LAST 10	STRENGTH OF	OPP. STRENGTH	TEAM	ADJ.	CONF.	ADJ CONF.
Average RPI Loss:	201	RECORD	PCT. RANK	GAMES	SCHEDULE	OF SCHEDULE	RPI	RPI	RPI	RPI
DIV. I ONLY	3- 20	331	2-8	252	325	336	336	27	27	
DIV. I NON-CONF.	1- 12	335	0	161	345	329	329	22	22	
TOTALS	RPI 1-25	RPI 26-50	W-L RECORDS	RPI 51-100	RPI 101-150	RPI 150+				
3- 20	0- 0	0- 0	OVERALL	0- 1	0- 5	3- 14				
2- 10	0- 0	0- 0	HOME	0- 1	0- 2	2- 7				
1- 10	0- 0	0- 0	AWAY	0- 0	0- 3	1- 7				
0- 0	0- 0	0- 0	NEUTRAL	0- 0	0- 0	0- 0				
1- 12	0- 0	0- 0	NON-CONFERENCE	0- 1	0- 3	1- 8				
1- 6	0- 0	0- 0	HOME	0- 1	0- 1	1- 4				
0- 6	0- 0	0- 0	AWAY	0- 0	0- 2	0- 4				
0- 0	0- 0	0- 0	NEUTRAL	0- 0	0- 0	0- 0				
2- 8	0- 0	0- 0	CONFERENCE	0- 0	0- 2	2- 6				
1- 4	0- 0	0- 0	HOME	0- 0	0- 1	1- 3				
1- 4	0- 0	0- 0	AWAY	0- 0	0- 1	1- 3				
0- 0	0- 0	0- 0	NEUTRAL	0- 0	0- 0	0- 0				

RPI S	Opponent	Score	RPI S	Opponent	Score	RPI S	Opponent	Score	RPI S	Opponent	Score	Team's RPI: 336
						83	H Coastal Caro.	43 66	104	A North Carolina	55 92	
									116	H Campbell	40 61	
									131	A Davidson	51 101	
									148	A UNC Greensboro	43 54	
									148	H UNC Greensboro	61 72	
									162	A Elon	24 68	
									167	H Samford	50 62	
									196	A Chattanooga	61 53	
									196	H Chattanooga	52 59	
									198	H Tennessee Tech	58 62	
									200	H Cleveland St.	61 68	
									206	A Gardner-Webb	62 88	
									211	A Furman	53 69	
									245	H UNC Asheville	47 64	
									252	A Col. of Charleston	62 73	
									262	H Winthrop	60 63	
									282	A Wofford	63 76	
									285	A ETSU	49 76	
									285	H ETSU	57 62	
									322	H Mercer	51 40	
									330	A USC Upstate	62 70	
									344	H Charleston So.	69 64	
LAST 10 Division I												
			148	H UNC Greensboro	61 72		211	A Furman	53 69			
			196	A Chattanooga	61 53		282	A Wofford	63 76			
			285	A ETSU	49 76		148	A UNC Greensboro	43 54			
			322	H Mercer	51 40		285	H ETSU	57 62			
			167	H Samford	50 62		196	H Chattanooga	52 59			

Non-Div I Games: Southern Wesleyan 70 37 UVa-Wise 64 55

Western Caro.

Loss, Non-Conf, S Site, H Home A Away N Neutral

Average RPI Win:	271	WON-LOST	WINNING	LAST 10	STRENGTH OF	OPP. STRENGTH	TEAM	ADJ.	CONF.	ADJ CONF.
Average RPI Loss:	92	RECORD	PCT. RANK	GAMES	SCHEDULE	OF SCHEDULE	RPI	RPI	RPI	RPI
DIV. I ONLY	11- 12	190	7-3	191	167	195	195	19	19	
DIV. I NON-CONF.	3- 7	252	0	165	67	235	235	18	18	
TOTALS	RPI 1-25	RPI 26-50	W-L RECORDS	RPI 51-100	RPI 101-150	RPI 150+				
11- 12	0- 0	0- 5	OVERALL	0- 4	1- 1	10- 2				
7- 3	0- 0	0- 2	HOME	0- 1	1- 0	6- 0				
4- 7	0- 0	0- 3	AWAY	0- 2	0- 1	4- 1				
0- 2	0- 0	0- 0	NEUTRAL	0- 1	0- 0	0- 1				
3- 7	0- 0	0- 3	NON-CONFERENCE	0- 2	1- 1	2- 1				
2- 1	0- 0	0- 1	HOME	0- 0	1- 0	1- 0				
1- 4	0- 0	0- 2	AWAY	0- 1	0- 1	1- 0				
0- 2	0- 0	0- 0	NEUTRAL	0- 1	0- 0	0- 1				
8- 5	0- 0	0- 2	CONFERENCE	0- 2	0- 0	8- 1				
5- 2	0- 0	0- 1	HOME	0- 1	0- 0	5- 0				
3- 3	0- 0	0- 1	AWAY	0- 1	0- 0	3- 1				
0- 0	0- 0	0- 0	NEUTRAL	0- 0	0- 0	0- 0				

RPI S	Opponent	Score	RPI S	Opponent	Score	RPI S	Opponent	Score	RPI S	Opponent	Score	Team's RPI: 195
34	A Drake	75 94	81	N Southern Ill.	65 79	123	H Southeast Mo. St.	97 91				
36	H Bradley	49 84	87	A South Dakota St.	45 75	139	A Missouri	89 97				
37	A Purdue	59 66	87	H South Dakota St.	48 89	210	A North Dakota	71 77				
38	A South Dakota	51 88	91	A Illinois St.	65 78	210	H North Dakota	91 74				
38	H South Dakota	65 96				215	H Oral Roberts	75 61				
						226	N Eastern Ill.	52 60				
						253	H Denver	82 75				
						277	H Indiana St.	83 72				
						292	A North Dakota St.	79 78				
						292	H North Dakota St.	86 79				
						311	A Omaha	83 69				
						332	A Purdue Fort Wayne	83 74				
						332	H Purdue Fort Wayne	79 68				
						346	A Chicago St.	88 78				
LAST 10 Division I												
210	H North Dakota	91 74	210	A North Dakota	71 77							
38	A South Dakota	51 88	311	A Omaha	83 69							
332	A Purdue Fort Wayne	83 74	215	H Oral Roberts	75 61							
292	H North Dakota St.	86 79	253	H Denver	82 75							
87	H South Dakota St.	48 89	332	H Purdue Fort Wayne	79 68							

Non-Div I Games: Culver-Stockton 82 76 Ill.-Springfield 91 51 Mo. Baptist 90 69

Western Ill.

Average RPI Win:	172	WON-LOST	WINNING	LAST 10	STRENGTH OF	OPP. STRENGTH	TEAM	ADJ.	CONF.	ADJ CONF.
Average RPI Loss:	93	RECORD	PCT. RANK	GAMES	SCHEDULE	OF SCHEDULE	RPI	RPI	RPI	RPI
DIV. I ONLY	18- 6	41	9-1	99	88	32	32	13	13	
DIV. I NON-CONF.	8- 3	68	0	80	12	25	25	15	15	
TOTALS	RPI 1-25	RPI 26-50	W-L RECORDS	RPI 51-100	RPI 101-150	RPI 150+				
18- 6	1- 1	0- 2	OVERALL	5- 1	1- 0	11- 2				
10- 0	1- 0	0- 0	HOME	3- 0	1- 0	5- 0				
7- 6	0- 1	0- 2	AWAY	2- 1	0- 0	5- 2				
1- 0	0- 0	0- 0	NEUTRAL	0- 0	0- 0	1- 0				
8- 3	1- 1	0- 1	NON-CONFERENCE	3- 0	0- 0	4- 1				
4- 0	1- 0	0- 0	HOME	2- 0	0- 0	1- 0				
3- 3	0- 1	0- 1	AWAY	1- 0	0- 0	2- 1				
1- 0	0- 0	0- 0	NEUTRAL	0- 0	0- 0	1- 0				
10- 3	0- 0	0- 1	CONFERENCE	2- 1	1- 0	7- 1				
6- 0	0- 0	0- 0	HOME	1- 0	1- 0	4- 0				
4- 3	0- 0	0- 1	AWAY	1- 1	0- 0	3- 1				
0- 0	0- 0	0- 0	NEUTRAL	0- 0	0- 0	0- 0				

RPI 1-25				RPI 26-50				Team's RPI: 32				RPI 51-100				RPI 101+			
RPI	S	Opponent	Score	RPI	S	Opponent	Score	RPI	S	Opponent	Score	RPI	S	Opponent	Score	RPI	S	Opponent	Score
6	A	Louisville	56 75	26	A	Old Dominion	65 76	51	H	Middle Tenn.	71 63	126	H	UAB	69 65				
18	H	Central Mich.	93 58	37	A	Purdue	50 67	57	H	Oklahoma	74 63	154	A	Saint Mary's (CA)	73 80				
								60	H	Belmont	77 46	167	A	Samford	88 84				
								61	A	Ball St.	91 86	193	H	Fla. Atlantic	68 59				
								66	A	Charlotte	60 56	208	A	Southern Miss.	81 65				
								82	A	Rice	65 73	214	H	Little Rock	77 58				
												219	H	UTEP	78 65				
												234	A	Marshall	74 65				
												244	A	Louisiana Tech	84 75				
												250	A	North Texas	54 61				
												256	N	Tulsa	76 63				
												297	H	FIU	71 51				
												303	H	UTSA	85 57				
												322	A	Mercer	75 62				
LAST 10 Division I																			
303	H	UTSA	85 57	193	H	Fla. Atlantic	68 59												
219	H	UTEP	78 65	234	A	Marshall	74 65												
208	A	Southern Miss.	81 65	66	A	Charlotte	60 56												
244	A	Louisiana Tech	84 75	26	A	Old Dominion	65 76												
297	H	FIU	71 51	51	H	Middle Tenn.	71 63												

Non-Div I Games:

Western Ky.

■ Loss,
 ■ Non-Conf,
 ■ S Site,
 ■ H Home
 ■ A Away
 N Neutral

Average RPI Win:	217	WON-LOST	WINNING	LAST 10	STRENGTH OF	OPP. STRENGTH	TEAM	ADJ.	CONF.	ADJ CONF.
Average RPI Loss:	130	RECORD	PCT. RANK	GAMES	SCHEDULE	OF SCHEDULE	RPI	RPI	RPI	RPI
DIV. I ONLY	13- 10	130	5-5	218	155	152	152	10	10	
DIV. I NON-CONF.	6- 4	123	0	286	316	189	189	10	10	
TOTALS	RPI 1-25	RPI 26-50	W-L RECORDS	RPI 51-100	RPI 101-150	RPI 150+				
13- 10	0- 1	1- 1	OVERALL	0- 2	2- 1	10- 5				
7- 3	0- 1	1- 0	HOME	0- 0	1- 0	5- 2				
4- 6	0- 0	0- 1	AWAY	0- 1	1- 1	3- 3				
2- 1	0- 0	0- 0	NEUTRAL	0- 1	0- 0	2- 0				
6- 4	0- 0	0- 1	NON-CONFERENCE	0- 1	1- 0	5- 2				
2- 1	0- 0	0- 0	HOME	0- 0	0- 0	2- 1				
2- 2	0- 0	0- 1	AWAY	0- 0	1- 0	1- 1				
2- 1	0- 0	0- 0	NEUTRAL	0- 1	0- 0	2- 0				
7- 6	0- 1	1- 0	CONFERENCE	0- 1	1- 1	5- 3				
5- 2	0- 1	1- 0	HOME	0- 0	1- 0	3- 1				
2- 4	0- 0	0- 0	AWAY	0- 1	0- 1	2- 2				
0- 0	0- 0	0- 0	NEUTRAL	0- 0	0- 0	0- 0				

RPI 1-25				RPI 26-50				RPI 51-100				RPI 101+ Team's RPI: 152			
RPI	S	Opponent	Score	RPI	S	Opponent	Score	RPI	S	Opponent	Score	RPI	S	Opponent	Score
18	H	Central Mich.	70 80	35	A	Michigan	55 76	58	N	Stony Brook	47 50	102	A	Kent St.	63 75
				45	H	Ohio	73 72	61	A	Ball St.	65 68	130	A	Loyola Chicago	70 60
												142	H	Buffalo	74 62
												158	H	Toledo	84 72
												160	A	Akron	56 51
												160	H	Akron	79 71
												173	H	Eastern Mich.	79 83
												176	A	Northern Ill.	68 65
												186	A	Miami (OH)	67 70
												193	H	Fla. Atlantic	79 80
												219	A	UTEP	46 76
												253	N	Denver	79 70
												257	A	Bowling Green	63 72
												257	H	Bowling Green	69 55
												317	N	New Mexico St.	79 76
												333	H	Detroit Mercy	82 67
												341	A	UIC	80 52
												346	H	Chicago St.	90 69
LAST 10 Division I															
257	H	Bowling Green	69 55	61	A	Ball St.	65 68								
176	A	Northern Ill.	68 65	160	H	Akron	79 71								
142	H	Buffalo	74 62	257	A	Bowling Green	63 72								
173	H	Eastern Mich.	79 83	18	H	Central Mich.	70 80								
186	A	Miami (OH)	67 70	45	H	Ohio	73 72								

Non-Div I Games: Kentucky St. 80 41

Western Mich.

Average RPI Win:	206	WON-LOST	WINNING	LAST 10	STRENGTH OF	OPP. STRENGTH	TEAM	ADJ.	CONF.	ADJ CONF.
Average RPI Loss:	118	RECORD	PCT. RANK	GAMES	SCHEDULE	OF SCHEDULE	RPI	RPI	RPI	RPI
DIV. I ONLY	14- 12	159	5-5	197	90	159	159	9	9	
DIV. I NON-CONF.	8- 5	117	0	197	151	138	138	9	9	
TOTALS	RPI 1-25	RPI 26-50	W-L RECORDS	RPI 51-100	RPI 101-150	RPI 150+				
14- 12	0- 2	0- 2	OVERALL	4- 2	0- 0	10- 6				
9- 5	0- 0	0- 0	HOME	2- 2	0- 0	7- 3				
4- 6	0- 2	0- 1	AWAY	1- 0	0- 0	3- 3				
1- 1	0- 0	0- 1	NEUTRAL	1- 0	0- 0	0- 0				
8- 5	0- 1	0- 2	NON-CONFERENCE	2- 1	0- 0	6- 1				
6- 1	0- 0	0- 0	HOME	1- 1	0- 0	5- 0				
1- 3	0- 1	0- 1	AWAY	0- 0	0- 0	1- 1				
1- 1	0- 0	0- 1	NEUTRAL	1- 0	0- 0	0- 0				
6- 7	0- 1	0- 0	CONFERENCE	2- 1	0- 0	4- 5				
3- 4	0- 0	0- 0	HOME	1- 1	0- 0	2- 3				
3- 3	0- 1	0- 0	AWAY	1- 0	0- 0	2- 2				
0- 0	0- 0	0- 0	NEUTRAL	0- 0	0- 0	0- 0				

RPI 1-25				RPI 26-50				RPI 51-100				RPI 101+ Team's RPI: 159			
RPI	S	Opponent	Score	RPI	S	Opponent	Score	RPI	S	Opponent	Score	RPI	S	Opponent	Score
5	A	Missouri St.	55 68	30	N	Virginia Tech	63 84	57	H	Oklahoma	88 83	157	A	Tulane	69 68
7	A	UConn	55 83	40	A	Creighton	46 56	70	H	UNI	50 61	157	H	Tulane	56 61
								71	H	South Fla.	50 56	173	H	Eastern Mich.	63 52
								73	A	Temple	85 75	180	H	Memphis	60 69
								73	H	Temple	72 70	182	A	Houston	56 64
								89	N	Montana St.	66 64	215	A	Oral Roberts	66 79
												228	A	SMU	44 64
												228	H	SMU	67 72
												244	A	Louisiana Tech	88 80
												251	A	East Carolina	61 53
												251	H	East Carolina	57 55
												255	H	Southern U.	69 63
												256	H	Tulsa	57 46
												316	H	Houston Baptist	59 42
												339	H	Ark.-Pine Bluff	100 50
												345	H	Grambling	77 65
LAST 10 Division I															
				228	H	SMU	67 72	228	A	SMU	44 64				
				157	A	Tulane	69 68	182	A	Houston	56 64				
				180	H	Memphis	60 69	71	H	South Fla.	50 56				
				73	A	Temple	85 75	73	H	Temple	72 70				
				251	H	East Carolina	57 55	256	H	Tulsa	57 46				

Non-Div I Games:

Wichita St.

■ Loss,
 ■ Non-Conf,
 ■ S Site,
 ■ H Home
 ■ A Away
 N Neutral

William & Mary

Through Games Of Feb. 19, 2020

Average RPI Win:	239	WON-LOST	WINNING	LAST 10	STRENGTH OF	OPP. STRENGTH	TEAM	ADJ.	CONF.	ADJ CONF.
Average RPI Loss:	105	RECORD	PCT. RANK	GAMES	SCHEDULE	OF SCHEDULE	RPI	RPI	RPI	RPI
DIV. I ONLY	18- 6	41	8-2	320	137	127	127	14	14	
DIV. I NON-CONF.	9- 2	37	0	313	198	109	109	13	13	
TOTALS	RPI 1-25	RPI 26-50	W-L RECORDS	RPI 51-100	RPI 101-150	RPI 150+				
18- 6	0- 0	0- 3	OVERALL	0- 0	2- 2	16- 1				
8- 3	0- 0	0- 2	HOME	0- 0	1- 0	7- 1				
10- 3	0- 0	0- 1	AWAY	0- 0	1- 2	9- 0				
0- 0	0- 0	0- 0	NEUTRAL	0- 0	0- 0	0- 0				
9- 2	0- 0	0- 1	NON-CONFERENCE	0- 0	1- 1	8- 0				
4- 1	0- 0	0- 1	HOME	0- 0	0- 0	4- 0				
5- 1	0- 0	0- 0	AWAY	0- 0	1- 1	4- 0				
0- 0	0- 0	0- 0	NEUTRAL	0- 0	0- 0	0- 0				
9- 4	0- 0	0- 2	CONFERENCE	0- 0	1- 1	8- 1				
4- 2	0- 0	0- 1	HOME	0- 0	1- 0	3- 1				
5- 2	0- 0	0- 1	AWAY	0- 0	0- 1	5- 0				
0- 0	0- 0	0- 0	NEUTRAL	0- 0	0- 0	0- 0				

RPI S	Opponent	Score	RPI S	Opponent	Score	RPI S	Opponent	Score	RPI S	Opponent	Score	Team's RPI: 127
26	H Old Dominion	58 69	43	A James Madison	70 84	49	H Drexel	54 61	110	A VCU	69 55	
									119	A Richmond	73 76	
									125	A Northeastern	55 61	
									125	H Northeastern	80 64	
									151	A George Washington	63 51	
									162	A Elon	84 77	
									170	A Towson	83 75	
									191	H Delaware	68 58	
									194	H Norfolk St.	65 56	
									251	A East Carolina	78 68	
									252	A Col. of Charleston	80 74	
									252	H Col. of Charleston	85 60	
									268	A UNCW	63 55	
									268	H UNCW	55 72	
									270	A Delaware St.	73 52	
									296	H UMBC	76 48	
									300	A Army West Point	77 65	
									320	A Hofstra	66 53	
									320	H Hofstra	71 42	
									323	H UMES	78 50	
									347	H Hartford	61 44	
LAST 10 Division I												
320	H Hofstra	71 42	49	H Drexel	54 61							
125	H Northeastern	80 64	191	H Delaware	68 58							
268	A UNCW	63 55	125	A Northeastern	55 61							
252	A Col. of Charleston	80 74	320	A Hofstra	66 53							
162	A Elon	84 77	252	H Col. of Charleston	85 60							

Non-Div I Games:

William & Mary

Loss, Non-Conf, S Site, H Home A Away N Neutral

Average RPI Win: 286	WON-LOST	WINNING	LAST 10	STRENGTH OF	OPP. STRENGTH	TEAM	ADJ.	CONF.	ADJ CONF.
Average RPI Loss: 184	RECORD	PCT. RANK	GAMES	SCHEDULE	OF SCHEDULE	RPI	RPI	RPI	RPI
DIV. I ONLY	10- 14	229	3-7	279	315	262	262	25	25
DIV. I NON-CONF.	3- 6	235	0	293	296	275	275	28	28
TOTALS	RPI 1-25	RPI 26-50	W-L RECORDS	RPI 51-100	RPI 101-150	RPI 150+			
10- 14	0- 1	0- 1	OVERALL	0- 0	1- 3	9- 9			
5- 5	0- 0	0- 0	HOME	0- 0	1- 1	4- 4			
5- 8	0- 1	0- 1	AWAY	0- 0	0- 2	5- 4			
0- 1	0- 0	0- 0	NEUTRAL	0- 0	0- 0	0- 1			
3- 6	0- 1	0- 1	NON-CONFERENCE	0- 0	0- 0	3- 4			
0- 3	0- 0	0- 0	HOME	0- 0	0- 0	0- 3			
3- 2	0- 1	0- 1	AWAY	0- 0	0- 0	3- 0			
0- 1	0- 0	0- 0	NEUTRAL	0- 0	0- 0	0- 1			
7- 8	0- 0	0- 0	CONFERENCE	0- 0	1- 3	6- 5			
5- 2	0- 0	0- 0	HOME	0- 0	1- 1	4- 1			
2- 6	0- 0	0- 0	AWAY	0- 0	0- 2	2- 4			
0- 0	0- 0	0- 0	NEUTRAL	0- 0	0- 0	0- 0			

RPI 1-25				RPI 26-50				RPI 51-100				RPI 101+ Team's RPI: 262			
RPI	S	Opponent	Score	RPI	S	Opponent	Score	RPI	S	Opponent	Score	RPI	S	Opponent	Score
23	A	Kentucky	36 91	26	A	Old Dominion	44 68					116	A	Campbell	47 63
												116	H	Campbell	58 61
												141	A	Hampton	48 62
												141	H	Hampton	72 66
												188	A	Radford	53 54
												206	A	Gardner-Webb	59 71
												207	A	High Point	61 94
												207	H	High Point	69 63
												229	H	Iona	61 68
												245	A	UNC Asheville	55 65
												245	H	UNC Asheville	43 50
												252	H	Col. of Charleston	73 84
												268	A	UNCW	75 63
												271	H	Longwood	74 63
												282	N	Wofford	59 60
												302	H	Ga. Southern	47 91
												307	H	Presbyterian	61 54
												312	A	N.C. Central	56 46
												330	A	USC Upstate	52 38
												336	A	Western Caro.	63 60
												344	A	Charleston So.	58 53
												344	H	Charleston So.	56 46
LAST 10 Division I															
				116	H	Campbell	58 61					245	H	UNC Asheville	43 50
				245	A	UNC Asheville	55 65					344	A	Charleston So.	58 53
				141	A	Hampton	48 62					271	H	Longwood	74 63
				344	H	Charleston So.	56 46					188	A	Radford	53 54
				207	A	High Point	61 94					116	A	Campbell	47 63

Non-Div I Games:

Winthrop

■ Loss,
 ■ Non-Conf, S Site,
 ■ Home
 ■ Away
 N Neutral

Average RPI Win:	209	WON-LOST	WINNING	LAST 10	STRENGTH OF	OPP. STRENGTH	TEAM	ADJ.	CONF.	ADJ CONF.
Average RPI Loss:	47	RECORD	PCT. RANK	GAMES	SCHEDULE	OF SCHEDULE	RPI	RPI	RPI	RPI
DIV. I ONLY	11- 16	240	2-8	45	51	136	136	2	2	
DIV. I NON-CONF.	8- 3	68	0	139	284	76	76	2	2	
TOTALS	RPI 1-25	RPI 26-50	W-L RECORDS	RPI 51-100	RPI 101-150	RPI 150+				
11- 16	0- 5	0- 5	OVERALL	2- 6	1- 0	8- 0				
7- 7	0- 2	0- 3	HOME	0- 2	1- 0	6- 0				
3- 8	0- 3	0- 1	AWAY	1- 4	0- 0	2- 0				
1- 1	0- 0	0- 1	NEUTRAL	1- 0	0- 0	0- 0				
8- 3	0- 0	0- 1	NON-CONFERENCE	1- 2	1- 0	6- 0				
6- 0	0- 0	0- 0	HOME	0- 0	1- 0	5- 0				
1- 2	0- 0	0- 0	AWAY	0- 2	0- 0	1- 0				
1- 1	0- 0	0- 1	NEUTRAL	1- 0	0- 0	0- 0				
3- 13	0- 5	0- 4	CONFERENCE	1- 4	0- 0	2- 0				
1- 7	0- 2	0- 3	HOME	0- 2	0- 0	1- 0				
2- 6	0- 3	0- 1	AWAY	1- 2	0- 0	1- 0				
0- 0	0- 0	0- 0	NEUTRAL	0- 0	0- 0	0- 0				

RPI	S	Opponent	Score	RPI	S	Opponent	Score	RPI	S	Opponent	Score	RPI	S	Opponent	Score	Team's RPI: 136
3	H	Maryland	56 85	35	H	Michigan	56 68	61	N	Ball St.	67 56	122	H	North Florida	75 62	
12	A	Iowa	71 97	37	A	Purdue	61 72	72	A	Minnesota	72 62	179	A	Illinois	73 64	
12	H	Iowa	78 85	37	H	Purdue	59 62	72	H	Minnesota	64 73	209	H	Penn St.	71 65	
19	A	Indiana	65 75	39	N	Arkansas	64 68	74	A	Georgia Tech	41 60	226	H	Eastern Ill.	63 55	
22	A	Ohio St.	74 82	46	H	Rutgers	61 64	78	A	Colorado	57 74	239	H	Milwaukee	71 40	
								86	A	Nebraska	50 65	282	H	Wofford	78 65	
								86	H	Nebraska	71 72	284	H	Prairie View	68 42	
								92	A	Michigan St.	52 69	292	A	North Dakota St.	64 63	
												328	H	Alabama St.	85 67	
LAST 10 Division I																
3	H	Maryland	56 85	179	A	Illinois	73 64									
12	A	Iowa	71 97	19	A	Indiana	65 75									
37	H	Purdue	59 62	86	H	Nebraska	71 72									
22	A	Ohio St.	74 82	72	A	Minnesota	72 62									
72	H	Minnesota	64 73	12	H	Iowa	78 85									

Non-Div I Games:

Wisconsin

Wofford

Through Games Of Feb. 19, 2020

Average RPI Win: 258	WON-LOST	WINNING	LAST 10	STRENGTH OF	OPP. STRENGTH	TEAM	ADJ.	CONF.	ADJ CONF.
Average RPI Loss: 187	RECORD	PCT. RANK	GAMES	SCHEDULE	OF SCHEDULE	RPI	RPI	RPI	RPI
DIV. I ONLY	11- 12	190	7-3	324	232	282	282	27	27
DIV. I NON-CONF.	4- 8	235	0	223	288	286	286	22	22
TOTALS	RPI 1-25	RPI 26-50	W-L RECORDS	RPI 51-100	RPI 101-150	RPI 150+			
11- 12	0- 0	0- 0	OVERALL	0- 1	1- 3	10- 8			
8- 5	0- 0	0- 0	HOME	0- 1	1- 0	7- 4			
2- 7	0- 0	0- 0	AWAY	0- 0	0- 3	2- 4			
1- 0	0- 0	0- 0	NEUTRAL	0- 0	0- 0	1- 0			
4- 8	0- 0	0- 0	NON-CONFERENCE	0- 1	0- 3	4- 4			
3- 3	0- 0	0- 0	HOME	0- 1	0- 0	3- 2			
0- 5	0- 0	0- 0	AWAY	0- 0	0- 3	0- 2			
1- 0	0- 0	0- 0	NEUTRAL	0- 0	0- 0	1- 0			
7- 4	0- 0	0- 0	CONFERENCE	0- 0	1- 0	6- 4			
5- 2	0- 0	0- 0	HOME	0- 0	1- 0	4- 2			
2- 2	0- 0	0- 0	AWAY	0- 0	0- 0	2- 2			
0- 0	0- 0	0- 0	NEUTRAL	0- 0	0- 0	0- 0			

RPI 1-25			RPI 26-50			RPI 51-100			RPI 101+			Team's RPI: 282		
RPI	S	Opponent	Score	RPI	S	Opponent	Score	RPI	S	Opponent	Score			
								83	H	Coastal Caro.	73	78		
										105	A	Auburn	82	84
										115	A	Kansas	64	83
										136	A	Wisconsin	65	78
										148	H	UNC Greensboro	66	61
										167	A	Samford	69	63
										167	H	Samford	58	74
										183	A	Northern Ky.	72	80
										196	A	Chattanooga	76	80
										196	H	Chattanooga	49	51
										206	A	Gardner-Webb	53	67
										211	H	Furman	66	62
										238	H	Appalachian St.	51	54
										245	H	UNC Asheville	75	38
										262	N	Winthrop	60	59
										271	H	Longwood	79	76
										285	A	ETSU	76	47
										285	H	ETSU	86	62
										302	H	Ga. Southern	57	70
										307	H	Presbyterian	67	60
										322	A	Mercer	53	54
										322	H	Mercer	77	49
										336	H	Western Caro.	76	63
LAST 10 Division I														
				196	H	Chattanooga	49	51		148	H	UNC Greensboro	66	61
				285	H	ETSU	86	62		336	H	Western Caro.	76	63
				167	A	Samford	69	63		285	A	ETSU	76	47
				322	A	Mercer	53	54		196	A	Chattanooga	76	80
				211	H	Furman	66	62		322	H	Mercer	77	49

Non-Div I Games: Brevard 82 34 Erskine 100 38 UNKNOWN 89 38

Wofford

Loss, Non-Conf, S Site, H Home A Away N Neutral

Average RPI Win:	246	WON-LOST	WINNING	LAST 10	STRENGTH OF	OPP. STRENGTH	TEAM	ADJ.	CONF.	ADJ CONF.
Average RPI Loss:	132	RECORD	PCT. RANK	GAMES	SCHEDULE	OF SCHEDULE	RPI	RPI	RPI	RPI
DIV. I ONLY	14- 11	140	6-4	233	207	164	164	22	22	
DIV. I NON-CONF.	4- 6	212	0	221	66	203	203	19	19	
TOTALS	RPI 1-25	RPI 26-50	W-L RECORDS	RPI 51-100	RPI 101-150	RPI 150+				
14- 11	0- 0	0- 2	OVERALL	0- 2	1- 4	13- 3				
6- 4	0- 0	0- 0	HOME	0- 1	0- 2	6- 1				
7- 5	0- 0	0- 2	AWAY	0- 1	1- 1	6- 1				
1- 2	0- 0	0- 0	NEUTRAL	0- 0	0- 1	1- 1				
4- 6	0- 0	0- 2	NON-CONFERENCE	0- 0	0- 3	4- 1				
1- 1	0- 0	0- 0	HOME	0- 0	0- 1	1- 0				
2- 3	0- 0	0- 2	AWAY	0- 0	0- 1	2- 0				
1- 2	0- 0	0- 0	NEUTRAL	0- 0	0- 1	1- 1				
10- 5	0- 0	0- 0	CONFERENCE	0- 2	1- 1	9- 2				
5- 3	0- 0	0- 0	HOME	0- 1	0- 1	5- 1				
5- 2	0- 0	0- 0	AWAY	0- 1	1- 0	4- 1				
0- 0	0- 0	0- 0	NEUTRAL	0- 0	0- 0	0- 0				

RPI S	Opponent	Score	RPI S	Opponent	Score	RPI S	Opponent	Score	RPI S	Opponent	Score	Team's RPI: 164
41	A UCF	53 69	44	A Iowa St.	71 79	53	A IUPUI	60 80	108	A UT Arlington	62 68	
									115	N Kansas	63 74	
									124	H Abilene Christian	64 83	
									138	A Green Bay	70 58	
									138	H Green Bay	59 68	
									183	A Northern Ky.	63 55	
									200	A Cleveland St.	75 73	
									200	H Cleveland St.	78 62	
									227	H CSU Bakersfield	65 60	
									228	A SMU	69 61	
									231	A Youngstown St.	67 54	
									231	H Youngstown St.	91 41	
									239	A Milwaukee	58 60	
									239	H Milwaukee	67 77	
									249	A Xavier	86 74	
									259	N Loyola Maryland	66 51	
									289	H Oakland	85 66	
									295	N St. Bonaventure	56 57	
									333	H Detroit Mercy	67 61	
									341	A UIC	58 43	
									341	H UIC	79 55	
LAST 10 Division I												
341	H UIC	79 55	138	H Green Bay	59 68							
53	H IUPUI	58 62	289	H Oakland	85 66							
200	A Cleveland St.	75 73	333	H Detroit Mercy	67 61							
231	A Youngstown St.	67 54	183	A Northern Ky.	63 55							
239	H Milwaukee	67 77	53	A IUPUI	60 80							

Non-Div I Games: Marian (IN) 64 60

Wright St.

■ Loss,
 ■ Non-Conf,
 ■ S Site,
 ■ Home
 ■ A Away
 N Neutral

Wyoming

Through Games Of Feb. 19, 2020

Average RPI Win:	240	WON-LOST	WINNING	LAST 10	STRENGTH OF	OPP. STRENGTH	TEAM	ADJ.	CONF.	ADJ CONF.
Average RPI Loss:	158	RECORD	PCT. RANK	GAMES	SCHEDULE	OF SCHEDULE	RPI	RPI	RPI	RPI
DIV. I ONLY	12- 11	163	6-4	215	215	197	197	17	17	
DIV. I NON-CONF.	3- 5	224	0	204	242	260	260	21	21	
TOTALS	RPI 1-25	RPI 26-50	W-L RECORDS	RPI 51-100	RPI 101-150	RPI 150+				
12- 11	0- 1	0- 0	OVERALL	0- 3	1- 1	11- 6				
7- 5	0- 1	0- 0	HOME	0- 1	1- 0	6- 3				
5- 6	0- 0	0- 0	AWAY	0- 2	0- 1	5- 3				
0- 0	0- 0	0- 0	NEUTRAL	0- 0	0- 0	0- 0				
3- 5	0- 1	0- 0	NON-CONFERENCE	0- 2	0- 0	3- 2				
2- 3	0- 1	0- 0	HOME	0- 1	0- 0	2- 1				
1- 2	0- 0	0- 0	AWAY	0- 1	0- 0	1- 1				
0- 0	0- 0	0- 0	NEUTRAL	0- 0	0- 0	0- 0				
9- 6	0- 0	0- 0	CONFERENCE	0- 1	1- 1	8- 4				
5- 2	0- 0	0- 0	HOME	0- 0	1- 0	4- 2				
4- 4	0- 0	0- 0	AWAY	0- 1	0- 1	4- 2				
0- 0	0- 0	0- 0	NEUTRAL	0- 0	0- 0	0- 0				

RPI 1-25				RPI 26-50				RPI 51-100				RPI 101+ Team's RPI: 197			
RPI	S	Opponent	Score	RPI	S	Opponent	Score	RPI	S	Opponent	Score	RPI	S	Opponent	Score
13	H	Gonzaga	54 65					77	A	Fresno St.	59 89	107	A	Boise St.	48 67
								78	H	Colorado	56 66	107	H	Boise St.	73 68
								87	A	South Dakota St.	40 67	154	H	Saint Mary's (CA)	69 67
												166	H	San Jose St.	80 45
												202	A	New Mexico	73 66
												202	H	New Mexico	71 74
												205	A	UNLV	53 65
												220	H	Northern Colo.	44 46
												241	H	Nevada	83 59
												242	A	San Diego St.	60 67
												242	H	San Diego St.	81 67
												253	A	Denver	57 71
												258	A	Colorado St.	43 40
												258	H	Colorado St.	49 56
												287	A	Utah St.	65 54
												287	H	Utah St.	64 45
												288	A	Air Force	65 63
												292	A	North Dakota St.	66 57
												351	H	Mississippi Val.	95 22
LAST 10 Division I															
287	H	Utah St.	64 45	287	A	Utah St.	65 54								
258	A	Colorado St.	43 40	242	H	San Diego St.	81 67								
202	H	New Mexico	71 74	77	A	Fresno St.	59 89								
107	A	Boise St.	48 67	241	H	Nevada	83 59								
166	H	San Jose St.	80 45	205	A	UNLV	53 65								

Non-Div I Games: Colo. Christian 70 31

Wyoming

■ Loss,
 ■ Non-Conf, S Site,
 ■ Home
 ■ Away
 N Neutral

Average RPI Win:	180	WON-LOST	WINNING	LAST 10	STRENGTH OF	OPP. STRENGTH	TEAM	ADJ.	CONF.	ADJ CONF.
Average RPI Loss:	93	RECORD	PCT. RANK	GAMES	SCHEDULE	OF SCHEDULE	RPI	RPI	RPI	RPI
DIV. I ONLY	2- 23	347	0-10	24	83	249	249	6	6	
DIV. I NON-CONF.	1- 10	329	0	20	150	248	248	6	6	
TOTALS	RPI 1-25	RPI 26-50	W-L RECORDS	RPI 51-100	RPI 101-150	RPI 150+				
2- 23	0- 3	0- 3	OVERALL	0- 11	1- 3	1- 3				
1- 11	0- 1	0- 1	HOME	0- 6	1- 0	0- 3				
1- 10	0- 1	0- 2	AWAY	0- 5	0- 2	1- 0				
0- 2	0- 1	0- 0	NEUTRAL	0- 0	0- 1	0- 0				
1- 10	0- 1	0- 0	NON-CONFERENCE	0- 5	1- 2	0- 2				
1- 4	0- 0	0- 0	HOME	0- 2	1- 0	0- 2				
0- 4	0- 0	0- 0	AWAY	0- 3	0- 1	0- 0				
0- 2	0- 1	0- 0	NEUTRAL	0- 0	0- 1	0- 0				
1- 13	0- 2	0- 3	CONFERENCE	0- 6	0- 1	1- 1				
0- 7	0- 1	0- 1	HOME	0- 4	0- 0	0- 1				
1- 6	0- 1	0- 2	AWAY	0- 2	0- 1	1- 0				
0- 0	0- 0	0- 0	NEUTRAL	0- 0	0- 0	0- 0				

RPI 1-25				RPI 26-50				RPI 51-100				RPI 101+ Team's RPI: 249			
RPI	S	Opponent	Score	RPI	S	Opponent	Score	RPI	S	Opponent	Score	RPI	S	Opponent	Score
10	N	Northwestern	59 79	33	A	Marquette	48 61	61	A	Ball St.	49 70	112	H	Utah	70 63
20	A	DePaul	65 97	33	H	Marquette	60 80	65	H	Seton Hall	61 83	129	A	Robert Morris	57 71
20	H	DePaul	68 91	40	A	Creighton	55 62	67	H	St. John's (NY)	67 75	133	N	Florida	64 67
								73	A	Temple	65 78	140	A	Providence	48 60
								76	H	Cincinnati	78 85	164	H	Wright St.	74 86
								78	H	Colorado	53 62	248	A	Georgetown	85 64
								93	A	Butler	61 63	248	H	Georgetown	50 63
								93	H	Butler	70 78	266	H	Eastern Ky.	55 56
								98	A	Rider	57 64				
								99	A	Villanova	54 66				
								99	H	Villanova	54 55				
LAST 10 Division I															
20	A	DePaul	65 97	140	A	Providence	48 60								
33	A	Marquette	48 61	40	A	Creighton	55 62								
248	H	Georgetown	50 63	33	H	Marquette	60 80								
99	H	Villanova	54 55	20	H	DePaul	68 91								
93	A	Butler	61 63	99	A	Villanova	54 66								

Non-Div I Games:

Xavier

Average RPI Win:	199	WON-LOST	WINNING	LAST 10	STRENGTH OF	OPP. STRENGTH	TEAM	ADJ.	CONF.	ADJ CONF.
Average RPI Loss:	58	RECORD	PCT. RANK	GAMES	SCHEDULE	OF SCHEDULE	RPI	RPI	RPI	RPI
DIV. I ONLY	15- 6	54	7-3	98	133	55	55	8	8	
DIV. I NON-CONF.	10- 3	57	2-0	149	181	58	58	8	8	
TOTALS	RPI 1-25	RPI 26-50	W-L RECORDS	RPI 51-100	RPI 101-150	RPI 150+				
15- 6	0- 2	0- 0	OVERALL	1- 4	4- 0	10- 0				
6- 3	0- 1	0- 0	HOME	0- 2	1- 0	5- 0				
8- 3	0- 1	0- 0	AWAY	0- 2	3- 0	5- 0				
1- 0	0- 0	0- 0	NEUTRAL	1- 0	0- 0	0- 0				
10- 3	0- 1	0- 0	NON-CONFERENCE	1- 2	3- 0	6- 0				
5- 1	0- 0	0- 0	HOME	0- 1	1- 0	4- 0				
4- 2	0- 1	0- 0	AWAY	0- 1	2- 0	2- 0				
1- 0	0- 0	0- 0	NEUTRAL	1- 0	0- 0	0- 0				
5- 3	0- 1	0- 0	CONFERENCE	0- 2	1- 0	4- 0				
1- 2	0- 1	0- 0	HOME	0- 1	0- 0	1- 0				
4- 1	0- 0	0- 0	AWAY	0- 1	1- 0	3- 0				
0- 0	0- 0	0- 0	NEUTRAL	0- 0	0- 0	0- 0				

RPI 1-25				RPI 26-50				RPI 51-100 Team's RPI: 55				RPI 101+			
RPI	S	Opponent	Score	RPI	S	Opponent	Score	RPI	S	Opponent	Score	RPI	S	Opponent	Score
8	A	UCLA	65 100					59	H	Penn	51 53	104	A	North Carolina	66 63
16	H	Princeton	39 55					67	H	St. John's (NY)	66 80	125	A	Northeastern	78 63
								77	N	Fresno St.	87 67	140	H	Providence	82 79
								95	A	Colgate	67 70	146	A	Columbia	85 60
								100	A	Harvard	57 66	165	A	Cornell	74 67
												171	A	Dartmouth	67 47
												184	H	Quinnipiac	63 59
												218	A	Brown	73 40
												218	H	Brown	79 72
												232	A	UMass Lowell	67 59
												286	H	Wagner	87 68
												293	A	LMU (CA)	81 65
												310	H	Sacred Heart	87 40
												322	H	Mercer	68 60
LAST 10 Division I															
59	H	Penn	51 53	146	A	Columbia	85 60								
16	H	Princeton	39 55	218	A	Brown	73 40								
171	A	Dartmouth	67 47	218	H	Brown	79 72								
100	A	Harvard	57 66	322	H	Mercer	68 60								
165	A	Cornell	74 67	286	H	Wagner	87 68								

Non-Div I Games:

Yale

Youngstown St.

Through Games Of Feb. 19, 2020

Average RPI Win:	254	WON-LOST	WINNING	LAST 10	STRENGTH OF	OPP. STRENGTH	TEAM	ADJ.	CONF.	ADJ CONF.
Average RPI Loss:	160	RECORD	PCT. RANK	GAMES	SCHEDULE	OF SCHEDULE	RPI	RPI	RPI	RPI
DIV. I ONLY	10- 13	214	3-7	222	283	231	231	22	22	
DIV. I NON-CONF.	5- 4	140	0	219	225	154	154	19	19	
TOTALS	RPI 1-25	RPI 26-50	W-L RECORDS	RPI 51-100	RPI 101-150	RPI 150+				
10- 13	0- 1	0- 0	OVERALL	1- 1	0- 3	9- 8				
6- 5	0- 0	0- 0	HOME	1- 0	0- 2	5- 3				
4- 8	0- 1	0- 0	AWAY	0- 1	0- 1	4- 5				
0- 0	0- 0	0- 0	NEUTRAL	0- 0	0- 0	0- 0				
5- 4	0- 1	0- 0	NON-CONFERENCE	0- 0	0- 2	5- 1				
3- 1	0- 0	0- 0	HOME	0- 0	0- 1	3- 0				
2- 3	0- 1	0- 0	AWAY	0- 0	0- 1	2- 1				
0- 0	0- 0	0- 0	NEUTRAL	0- 0	0- 0	0- 0				
5- 9	0- 0	0- 0	CONFERENCE	1- 1	0- 1	4- 7				
3- 4	0- 0	0- 0	HOME	1- 0	0- 1	2- 3				
2- 5	0- 0	0- 0	AWAY	0- 1	0- 0	2- 4				
0- 0	0- 0	0- 0	NEUTRAL	0- 0	0- 0	0- 0				

RPI S	Opponent	Score	RPI S	Opponent	Score	RPI S	Opponent	Score	RPI S	Opponent	Score	Team's RPI: 231
19	A Indiana	56 93				53	A IUPUI	69 77	102	H Kent St.	73 82	
						53	H IUPUI	75 73	129	A Robert Morris	43 58	
									138	H Green Bay	63 70	
									160	A Akron	62 91	
									164	A Wright St.	41 91	
									164	H Wright St.	54 67	
									173	H Eastern Mich.	79 77	
									183	A Northern Ky.	56 75	
									183	H Northern Ky.	55 59	
									200	A Cleveland St.	52 60	
									200	H Cleveland St.	84 72	
									239	H Milwaukee	62 74	
									254	A Saint Francis (PA)	56 46	
									266	A Eastern Ky.	72 63	
									286	H Wagner	64 42	
									289	A Oakland	79 74	
									333	A Detroit Mercy	62 47	
									340	H Canisius	87 59	
									341	A UIC	53 59	
									341	H UIC	77 65	
LAST 10 Division I												
200	H Cleveland St.	84 72	239	H Milwaukee	62 74							
183	H Northern Ky.	55 59	138	H Green Bay	63 70							
164	H Wright St.	54 67	333	A Detroit Mercy	62 47							
53	A IUPUI	69 77	289	A Oakland	79 74							
341	A UIC	53 59	200	A Cleveland St.	52 60							

Non-Div I Games: Lake Erie 83 48 Muskingum 92 46

Youngstown St.

Loss, Non-Conf, S Site, H Home A Away N Neutral